# 2020 ANNUAL GROUNDWATER MONITORING AND CORRECTIVE ACTION REPORT

## ALABAMA POWER COMPANY
## PLANT MILLER
## ASH POND

**January 31, 2021**

Prepared for

Alabama Power Company
Birmingham, Alabama

By

Southern Company Services
Earth Science and Environmental Engineering

## CERTIFICATION STATEMENT

This *Annual Groundwater Monitoring and Corrective Action Report, Alabama Power Company - Plant Miller Ash Pond* has been prepared in accordance with the United States Environmental Protection Agency's coal combustion residual rule (40 CFR Part 257, Subpart D) and ADEM Admin. Code r. 335-13-15 under the supervision of a licensed professional engineer in the State of Alabama. As such, I certify that the information contained herein is true and accurate to the best of my knowledge.

1/31/2021

Gregory B. Dyer, PG Date

AL Registered Professional Geologist No. 1471

1/31/2021

Gregory Whetstone, PE Date

AL Registered Professional Engineer No. 27885

## EXECUTIVE SUMMARY

In accordance with the United States Environmental Protection Agency (EPA) coal combustion residual (CCR) rule (40 CFR Part 257, Subpart D) and the State of Alabama Department of Environmental Management (ADEM) Admin. Code Ch. 335-13-15, this 2020 Annual Groundwater Monitoring and Corrective Action Report has been prepared to document 2020 semi-annual assessment groundwater monitoring activities at the Plant Miller Ash Pond and to satisfy the requirements of § 257.90(e) and ADEM Admin. Code r. 335-13-15-.06(1)(f). Semi-annual assessment monitoring and associated reporting for Plant Miller Ash Pond is performed in accordance with the monitoring requirements § 257.90 through § 257.95 and ADEM Admin. Code r. 335-13-15-.06(1) through r. 335-13-15-.06(6).

The CCR unit began the monitoring period in assessment monitoring pursuant to § 257.95 and ADEM Admin. Code r. 335-13-15-.06(6). Statistically significant increases (SSI) of Appendix III constituents over background were identified in the results of the first detection monitoring event and assessment monitoring was initiated in January 2018. Statistically significant levels (SSL) of Appendix IV parameters above groundwater protection standards (GWPS) were identified while in assessment monitoring. Consequently, an assessment of corrective measures (ACM) was initiated on January 13, 2019 and completed on June 12, 2019 according to the requirements of § 257.96, ADEM Admin. Code r. 335-13-15-.06(7), and ADEM Administrative Order No.18-098-GW. The ACM was subsequently submitted to the Agency and posted to the Site CCR compliance web site.

The following summarizes activities for 2020 groundwater monitoring activities at the site:

- Submitted the Semi-Annual Progress Report for Groundwater Delineation Activities on March 30, 2020.
- Submitted a Groundwater Monitoring Well Installation and Abandonment Request February 19, 2020 and revised April 22, 2020 that was approved by ADEM May 4, 2020.
- Submitted the revised Groundwater Monitoring Plan on April 15, 2020, responded to ADEM comments and resubmitted the Groundwater Monitoring Plan on August 24, 2020.
- Submitted the Semi-Annual Remedy Selection and Design Progress Report in June 2020.
- Abandoned nine downgradient monitor wells (MR-AP-MW-7S, MR-AP-MW-7D, MR-AP-MW-8S, MR-AP-MW-8D, MR-AP-MW-9S, MR-AP-MW-9D, MR-AP-MW-13S, MR-AP-MW-13D, and MR-AP-MW-14) due to ash pond closure activities on June 16 and 17, 2020 and installed replacement downgradient monitor wells between June 29, 2020 and July 15, 2020.
- Submitted 2020 Semi-Annual Groundwater Monitoring and Corrective Action Report on July 31, 2020.

- Abandoned previously installed unsuccessful horizontal delineation wells (MR-AP-MW27H, MR-AP-MW-29H, and MR-AP-MW-36H) between August 9, 2020 and August 22, 2020 and installed replacement wells (MR-AP-MW27HR and MR-AP-MW-36HR) on August 9, 2020. The replacement horizontal delineation well (MR-AP-MW-29HR) boring was abandoned August 5, 2020 due to the presence of predominately mine spoils.
- Installed four additional upgradient monitor wells (MR-AP-MW-23A, MR-AP-MW-22S, MR-AP-MW-22I, and MR-AP-MW-22D) approximately two miles west-northwest of Plant Miller between August 18, 2020 and September 2, 2020.
- Completed the installation and development of the replacement downgradient monitoring wells, horizontal delineation wells, and additional upgradient monitoring wells between June 26, 2020 and October 6, 2020.
- Submitted Semi-Annual Progress and Groundwater Delineation Report on September 30, 2020.
- Sampled the replacement downgradient and additional upgradient monitoring wells during the second semi-annual sampling event between October 12, 2020 and October 27, 2020.
- Identified Appendix IV parameters arsenic, cobalt, and lithium at statistically significant levels (SSL) above GWPS.
- Continued the evaluation of monitored natural attenuation (MNA) and geochemical manipulation as potential groundwater remediation technologies for the Site as described in the Semi-Annual Remedy Selection and Design Progress Reports submitted in June and December 2020 in accordance with the EPA CCR rule 40 Code of Federal Regulations (CFR) § 257.97(a) and the ADEM Admin. Code r. 335-13-15-.06(8)(a).
- Submitted the Semi-Annual Remedy Selection and Design Progress Report on December 12, 2020.
- Pursuant to 40 CFR § 257.90(e)(6), Executive Summary Table – Monitoring Period Summary has been prepared to describe the status of groundwater monitoring and corrective action during the monitoring period for this report.

The CCR Unit concluded the monitoring period in assessment monitoring and Alabama Power Company (APC) is evaluating potential groundwater remedies identified in the ACM report submitted to ADEM in June 2019. The following monitoring-related activities are planned for the CCR Unit:

- Collect additional data to further evaluate remedies selected as feasible for the remediation of arsenic, cobalt, and lithium as described in the ACM.
- Continue to compare site-specific corrective actions to the evaluation criteria in the CCR Rule, with emphasis on deficiencies that could eliminate a corrective action from further consideration.
- Continue to determine how corrective actions could be integrated with pond closure, such as dewatering and associated water treatment systems.
- Develop plans for additional Site investigations and associated laboratory work to determine MNA capacity, rates, and stability; and plans for laboratory treatability and/or field pilot tests to determine the effectiveness of geochemical manipulation as needed.
- Perform laboratory treatability studies and implement field pilot tests as needed.

- Submit the next Semi-Annual Progress Report by March 30, 2021.
- Submit the next Semi-Annual Remedy Selection and Design Progress Report by June 12, 2021.
- Conduct the first semi-annual assessment monitoring event in the first half of 2021 and submit the annual groundwater monitoring and corrective action report summarizing the findings to ADEM by July 31, 2021.

# Executive Summary Table.
# Monitoring Period Summary
# Plant Miller - Ash Pond

Assessment Monitoring Initiated: January 15, 2018
Monitoring Period: January 1 - December 31, 2020
Beginning Status: Assessment
Ending Status: Assessment

## Statistical Analysis Results *

### Appendix III SSIs

| Parameter | Wells |
|---|---|
| Boron | MR-AP-MW-2, MR-AP-MW-3S, MR-AP-MW-3D, MR-AP-MW-4, MR-AP-MW-5, MR-AP-PZ-5, MR-AP-MW-6, MR-AP-MR-AP-MW-10, MR-AP-MW-12, MR-AP-MW-15, MR-AP-MW-16 |
| Calcium | MR-AP-MW-2, MR-AP-MW-3D, MR-AP-MW-4, MR-AP-MW-5, MR-AP-MW-6, MR-AP-MW-10, MR-AP-MW-11, MR-AP-MW-12, MR-AP-MW-16 |
| Chloride | MR-AP-MW-1, MR-AP-MW-3S, MR-AP-MW-3D, MR-AP-MW-4, MR-AP-MW-5, MR-AP-PZ-5, MR-AP-MW-6, MR-AP-MW-15 |
| Fluoride | MR-AP-MW-3S, MR-AP-MW-3D, MR-AP-MW-5, MR-AP-PZ-5, MR-AP-MW-8S, MR-AP-MW-9S, MR-AP-MW-10, MR-AP-MW-12, |
| pH | MR-AP-MW-1, MR-AP-MW-3D, MR-AP-MW-6, MR-AP-MW-10, MR-AP-MW-16 |
| Sulfate | MR-AP-MW-1, MR-AP-MW-2, MR-AP-MW-3S, MR-AP-MW-3D, MR-AP-MW-4, MR-AP-MW-5, MR-AP-MW-6, MR-AP-MW-10, MR-AP-MW-11, MR-AP-MW-12, MR-AP-MW-16 |
| TDS | MR-AP-MW-2, MR-AP-MW-3S, MR-AP-MW-3D, MR-AP-MW-4, MR-AP-MW-5, MR-AP-PZ-5, MR-AP-MW-6, MR-AP-MW-10, MR-AP-MW-11, MR-AP-MW-12, MR-AP-MW-16 |

### Appendix IV SSLs

| Parameter | Wells |
|---|---|
| Arsenic | MR-AP-MW-5 |
| Cobalt | MR-AP-MW-2, MR-AP-MW-4, MR-AP-MW-6, |
| Lithium | MR-AP-MW-1, MR-AP-MW-2, MR-AP-MW-3S, MR-AP-MW-3D, MR-AP-MW-4, MR-AP-MW-5, MR-AP-PZ-5, MR-AP-MW-6, MR-AP-MW-10, MR-AP-MW-11, MR-AP-MW-12 |

* See the attached report for further details regarding statistical exceedances.

## Assessment of Corrective Measures & Groundwater Remedy

### Assessment of Corrective Measures

| | |
|---|---|
| Date Initiated: | January 13, 2019 |
| Date Complete: | June 12, 2019 |
| Public Meeting Date: | July 7, 2020 |

### Groundwater Remedy

| | |
|---|---|
| Selected During Period: | No |
| Selection Date: | Not yet selected |
| Initiated During Period: | No |
| Ongoing During Period: | No |

**TABLE OF CONTENTS**

EXECUTIVE SUMMARY ..... i

1.0 Introduction ..... 1

2.0 Site Location and Description ..... 2

2.1 Site Geology and Hydrogeology ..... 2
2.1.1 Physical Setting ..... 2
2.1.2 Geology and Hydrogeology ..... 2
2.1.3 Pottsville Formation – Rock Chemistry ..... 4
2.1.4 Uppermost Aquifer ..... 5
2.1.5 Flow Interpretation ..... 5
2.2 Groundwater Monitoring System ..... 6
2.2.1 Monitoring Wells ..... 7
2.2.1.1 Upgradient Wells ..... 8
2.2.1.2 Downgradient Wells ..... 9
2.2.1.3 Piezometers ..... 10
2.2.1.4 Delineation Wells ..... 11
2.2.1.5 Monitoring Well Replacement and Abandonment ..... 11
2.2.1.6 Monitoring Variances ..... 12
2.2.2 Groundwater Monitoring History ..... 12
2.2.2.1 Available Monitoring Data ..... 12
2.2.2.2 Historical Groundwater Flow ..... 13
2.2.3 Groundwater Sampling and Analysis ..... 13
2.2.3.1 Sampling Event Summary ..... 13
2.2.3.2 Groundwater Sample Collection ..... 14
2.2.3.3 Sample Preservation and Handling ..... 15
2.2.3.4 Chain of Custody ..... 15
2.2.3.5 Laboratory Analysis ..... 15

3.0 Groundwater Elevations ..... 16

3.1 Groundwater Elevations And Flow ..... 16
3.2 Groundwater Flow Velocity Calculations ..... 17

4.0 Evaluation of Groundwater Quality Data ..... 19

4.1 Data Validation – Quality Assurance/Quality Control ..... 19
4.2 Statistical Methodology and Tests ..... 19
4.2.1 Appendix III Evaluation ..... 20

4.2.2 Appendix IV Evaluation ..... 20
4.3 Statistical Exceedances ..... 21
4.3.1 Appendix III Constituents ..... 22
4.3.2 Appendix IV Constituents ..... 22
4.3.2.1 First Semi-Annual Groundwater Monitoring Event ..... 22
4.3.2.2 Second Semi-Annual Groundwater Monitoring Event ..... 25
5.0 Monitoring Program Status ..... 29
6.0 Evaluation of Groundwater Corrective Measures ..... 30
6.1 Preliminary Data Analysis ..... 31
7.0 Summary and Conclusions ..... 33
8.0 References ..... 34

**FIGURES**


| | |
|---|---|
| Figure 1 | Site Location Map |
| Figure 2 | Site Topographic Map |
| Figure 3 | Site Geologic Map |
| Figure 4A | Geologic Cross-Section A-A’ |
| Figure 4B | Geologic Cross-Section B-B’ |
| Figure 4C | Geologic Cross-Section C-C’ |
| Figure 4D | Geologic Cross-Section D-D’ |
| Figure 4E | Geologic Cross-Section E-E’ |
| Figure 5A | Monitoring Well Location Map (First Semi-Annual Monitoring Event) |
| Figure 5B | Monitoring Well Location Map (Second Semi-Annual Monitoring Event) |
| Figure 6A | Potentiometric Surface Contour Map (March 2, 2020) – Mary Lee Aquifer |
| Figure 6B | Potentiometric Surface Contour Map (March 2, 2020) – Gillespy Lower Sandstone Unit(s) |
| Figure 6C | Potentiometric Surface Contour Map (March 2, 2020) – Gillespy Upper Sandstone Unit(s) |
| Figure 6D | Potentiometric Surface Contour Map (March 2, 2020) – Gillespy Coal-Pratt Transition Zone |
| Figure 6E | Potentiometric Surface Contour Map (March 2, 2020) – Pratt Coal Group (Generalized) |
| Figure 6F | Potentiometric Surface Contour Map (April 9, 2020) – Upgradient Monitoring Wells |
| Figure 7A | Potentiometric Surface Contour Map (October 12, 2020) – Mary Lee Aquifer |
| Figure 7B | Potentiometric Surface Contour Map (October 12, 2020) – Gillespy Lower Sandstone Unit(s) |
| Figure 7C | Potentiometric Surface Contour Map (October 12, 2020) – Gillespy-Pratt Transition Zone |
| Figure 7D | Potentiometric Surface Contour Map (October 12, 2020) – Pratt Coal Group (Generalized) |
| Figure 7E | Potentiometric Surface Contour Map (October 12, 2020) – Deep Upgradient Monitoring Wells (Middle to Lower Mary Lee Aquifer) |
| Figure 7F | Potentiometric Surface Contour Map (October 12, 2020) – Shallow Upgradient Monitoring Wells (Middle to Lower Mary Lee Aquifer) |

**TABLES**

| | |
|---|---|
| Table 1 | Groundwater Monitoring Network Details |
| Table 2 | Monitoring Well and Piezometer Abandonment Details |
| Table 3 | Monitoring Parameters and Reporting Limits |
| Table 4 | Groundwater Elevation Summary |
| Table 5 | Relative Percent Difference Calculations |
| Table 6 | Summary of Background Levels and GWPS |
| Table 7 | First Semi-Annual Monitoring Event Analytical Summary |
| Table 8 | Second Semi-Annual Monitoring Event Analytical Summary |

**APPENDICES**

| | |
|---|---|
| Appendix A | Monitoring Well Installation Data |
| Appendix B | Monitor Well Abandonment Report |
| Appendix C | Groundwater Analytical Data |
| Appendix D | Laboratory and Field Records |
| Appendix E | Statistical Analyses |
| Appendix F | MNA Evaluation – Geochemical Lab Data |

## ABBREVIATIONS

| | |
|---|---|
| ACM | Assessment of Corrective Measures |
| ADEM | Alabama Department of Environmental Management |
| AL | Alabama |
| APC | Alabama Power Company |
| APCEL | APC Environmental Laboratory |
| ASD | Alternate Source Demonstration |
| ASTM | Alabama Power Company Environmental Laboratory |
| BGS | below ground surface |
| CCR | Coal Combustion Residual |
| CEC | cation exchange capacity |
| CFR | Code of Federal Regulations |
| COC | chain of custody |
| COI | constituents of interest |
| CSM | conceptual site model |
| DO | dissolved oxygen |
| EPA | United States Environmental Protection Agency |
| ft | feet |
| GW | groundwater |
| GWPS | Groundwater Protection Standard(s) |
| LCL | Lower Confidence Limit(s) |
| m | meter |
| mg/L | milligram per liter |
| MNA | monitored natural attenuation |
| MSL | mean sea level |
| MW- | denotes “Monitoring Well” |
| NCDS | National Coal Data System |
| NELAP | National Environmental Laboratory Accreditation Program |
| NTU | nephelometric turbidity unit |
| ORP | oxidation reduction potential |
| pCi/L | picocuries per liter |
| PE | Professional Engineer |
| PG | Professional Geologist |
| PL | prediction limits |
| PQL | practical quantitation limit |
| PVC | polymerizing vinyl chloride |
| QA/QC | quality assurance/quality control |
| RL | reporting limit |
| RPD | relative percent difference |
| SEM | scanning electron microscopy |
| SM | Standard Method(s) |
| SSE | selective sequential extraction |
| SSI | statistically significant increase |

| | |
|---|---|
| SSL | statistically significant level |
| TAL | Test America, Inc. |
| TOC | top of casing |
| TDS | total dissolved solids |
| USGS | Unites States Geological Survey |
| UTLs | Upper Tolerance Limits |
| XRD | X-ray diffraction |
| XRF | X-ray fluorescence |

## 1.0 INTRODUCTION

In accordance with the United States Environmental Protection Agency (EPA) coal combustion residual (CCR) rule (40 CFR Part 257, Subpart D) and the State of Alabama Department of Environmental Management (ADEM) Admin. Code Ch. 335-13-15, this 2020 Annual Groundwater Monitoring and Corrective Action Report has been prepared to document 2020 semi-annual assessment groundwater monitoring activities at the Plant Miller Ash Pond (Ash Pond) and to satisfy the requirements of § 257.90(e) and ADEM Admin. Code r. 335-13-15-.06(1)(f). Semi-annual assessment monitoring and associated reporting for the Ash Pond is performed in accordance with the monitoring requirements of §§ 257.90 through 257.95 and ADEM Admin. Code r. 335-13-15-.06(1) through r. 335-13-15-.06(6).

# 2.0 SITE LOCATION AND DESCRIPTION

The APC James H. Miller, Jr., Electric Generating Plant (Plant Miller) is located at 4250 Porter Road, Quinton, AL 35130-9471. Plant Miller is approximately 15 miles northwest of Birmingham in western Jefferson County, Alabama. The plant occupies Sections 21, 22, 27, 28, 29, 32, 33, and 34, Township 16 South, Range 5 West and Section 4, Township 17 South, Range 5 West. Section/Township/Range data are based on visual inspection of USGS topographic quadrangle maps and GIS plant boundary files provided by Southern Company (USGS, 1982; USGS, 1983). The Ash Pond is located south of the main plant. **Figure 1**, **Site Location Map**, depicts the location of the Plant and Ash Pond with respect to the surrounding area.

## 2.1 SITE GEOLOGY AND HYDROGEOLOGY

### 2.1.1 Physical Setting

Plant Miller is located in the Black Warrior River basin, an area typified by moderate relief, with river and stream valleys having dendritic drainage patterns. Elevations at the Site range from approximately 260 feet above mean sea level (MSL) near the Locust Fork to over 550 feet MSL along ridges north and south of the Ash Pond. **Figure 2**, **Site Topographic Map**, provides the topography of the Site.

### 2.1.2 Geology and Hydrogeology

Plant Miller lies in the Warrior Basin physiographic region (Sapp and Emplaincourt, 1975), a late Paleozoic basin formed as a result of flexure and sediment loading associated with Appalachian and Ouachita orogenies. The bedrock geology is dominated by clastic sedimentary rocks of the Upper Pottsville Formation as shown on **Figure 3**, **Site Geologic Map** (Geologic Survey of Alabama, (GSA), 2010b). This formation is characterized by cyclic sequences (cyclothems) of marginal marine shale/claystone, siltstone, sandstone, conglomerates, and individual coal beds. These depositional cyclothems reflect the sediment balance controlled by $4^{th}$ or $5^{th}$ order glacial eustasy, continued basin evolution, and variations in sedimentation rates (Pashin and Raymond, 2004). Deeper stratigraphy is marked by carbonates, shales, chert, and sandstones of Mississippian to Cambrian in age (Raymond et al., 1988).

The Plant Miller Ash Pond is directly underlain by rocks belonging to the Mary Lee, Gillespy, and Pratt Coal Groups (Ward II et al., 1989) of the Upper Pottsville Formation. In general, each coal group consists of mudstone, shale, fine-grained sandstone, and interbedded coal in fining-upward sequences.

Each coal group is bounded by a maximum flooding surface and marine shale unit. Upper Pottsville strata at Plant Miller are on the southeast limb of the Sequatchie Anticline and dip to the southeast between 3° and 5°. **Figures 4A, Geologic Cross-Section A-A' through 4E, Geologic Cross-Section E-E'**, illustrate the Pottsville Formation strata underlying the Site.

Bedrock discontinuities measured during geologic mapping and downhole geophysical surveys were statistically analyzed using lower-hemisphere equal-area stereonets to assess dominant orientations for joint sets and bedding. The average bedding from only geologic mapping measurements is 04°, 122° (dip, dip direction) or N32°E dipping 4°SE (quadrant strike/dip).

Up to four different joint sets formed due to tectonic stresses on the bedrock. These joint sets can be classified as dip, strike, or oblique joints. Dip joints form parallel to bedding dip direction and are typically perpendicular to fold axes, representing extension that is perpendicular to the maximum principal stress direction or direction of compression. These joints are commonly near vertical. Strike joints develop parallel to the strike of bedding and fold axes, typically forming from tension along fold hinges. The dip direction and angle of these joints is nearly orthogonal to the dip direction and angle of bedding. Oblique joints commonly develop diagonal (± 30°) to the principal stress direction and represent conjugate sets formed from shear. An additional joint set is present at the Site that is subparallel to bedding, which is interpreted to represent exfoliation or spheroidal weathering of the rock mass. The most prominent joint sets can be grouped into the following orientations:

- Joint Set 1 (dip joint): 88°, 195°
- Joint Set 2 (strike joint): 90°, 318°
- Joint Set 3: rotated 81°, 221° to 82°, 248°
- Joint Set 4 (subparallel bedding): 06°, 167

The Pottsville aquifer system underlies the Site. The Pottsville aquifer system is composed primarily of Pennsylvanian-age sandstones, shales, conglomerates, and coal. Groundwater flow primarily occurs through coal seams or rock fabric discontinuities such as bedding planes and fractures. Groundwater in the Pottsville aquifer system is commonly regarded as confined due to large permeability contrasts within the aquifer (Stricklin, 1989). Recharge to the Pottsville formation is largely through infiltration of precipitation and to a lesser extent, downward seepage of river water at hydraulically favored locations.

Regionally, recharge is accommodated largely by fracture enhanced permeability. Major recharge zones to the Pottsville Formation are related to major geologic structures such as large fault zones or along

systematic fold axes (Pashin, 2007). Although the Pottsville aquifer system is the primary aquifer in Walker County, groundwater use is relatively limited. According to O'Rear et al., 1972, groundwater use accounted for approximately 15% of total water use in Walker County in 1966. By 2005, groundwater use had declined to less than 1% of total water use in Walker County, or 1.14 million gallons per day (mgd) of groundwater out of a total water use of 969.5 mgd (United States Geological Survey (USGS), 2005).

### 2.1.3 Pottsville Formation – Rock Chemistry

Published data indicate that elevated arsenic concentrations occur in the Southern Appalachian coal strata where Site monitoring wells are screened. Numerous publications document elevated trace metals in Pottsville and Pottsville coal strata (Kolker et al., 1999, Diehl et al., 2004, Goldhaber et al., 2002). For instance, according to the USGS National Coal Data System (NRCDS), the average concentration of arsenic (72 ppm) in the Pottsville coal strata is three times that of the average of other coal basins (Bragg et al., 1997). Of the US coal analyses for arsenic that are at least three standard deviations above the mean, approximately 90% are from the coal fields of Alabama (Diehl et al., 2004). The United States Geological Survey (USGS) maintains an inventory of coal quality that includes trace metal concentration data. It shows an arsenic concentration range of 1.08 mg/kg to 611.0 mg/kg for Walker County coals, with a mean of 47 mg/kg. For Jefferson County, the USGS Coal Quality Database showed an arsenic concentration range of 1.22 mg/kg to 122 mg/kg with a mean of 36 mg/kg in Pratt, Gillespy-Curry, and Mary Lee Coal Groups in the vicinity of Plant Miller.

Similarly, 75 Pratt Coal Group samples (Pratt, Nickel Plate, and American Coal Seams) analyzed by the USGS and inventoried in the USGS National Coal Resource Data System (NRCDS) showed the following ranges of other trace metals:

- Boron – 6.3 to 83.6 ppm (average of 35 ppm).
- Cobalt – 1.6 to 19.8 ppm (average of 8 ppm).
- Molybdenum – 0.8 to 22.2 ppm (average of 5 ppm).
- Lithium – 1.4 to 128 ppm (average of 28 ppm).

Bulk geochemical analyses of Pottsville stratigraphy from Plant Miller were conducted on recovered core. The data reflect arsenic concentrations between 4.4 mg/kg and 64.6 mg/kg in Pottsville core analyzed. Similarly, 21 Pottsville samples collected from the Site provided the following ranges of other trace metals:

- Boron – 10.3 to 92.8 ppm (average of 37 ppm).
- Cobalt – 5.4 to 21.2 ppm (average of 12 ppm).
- Molybdenum – non-detect to 1.9 ppm (average of 0.6 ppm).

Trace metal enrichment and pyrite origins have been linked to post-depositional (post-coalification) deformation and trace metal laden hydrothermal fluids upwelling during Alleghenian tectonism. Diehl et al., (2004) and Goldhaber et al., (2002) describe "high-pyrite" coals as a source of elevated arsenic and other trace metals. In these publications, pyrite occurrence is observed within coal banding, woody cellular fill structures, mineral overgrowths, and structural fills such as veins and microfaults.

### 2.1.4 Uppermost Aquifer

The Pottsville aquifer is the uppermost aquifer beneath the Site. Groundwater occurs in the Mary Lee, Gillespy, and Pratt Coal Groups of the Upper Pottsville Formation beneath the Site. The Mary Lee Coal Group is the uppermost aquifer north of the Ash Pond, the Gillespy Coal Group and Gillespy-Pratt transition zone are the uppermost aquifers beneath the north-central portion of the Ash Pond, and the Pratt Coal Group is the uppermost aquifer beneath the southern portion of the pond. The primary sources of groundwater in the uppermost aquifer are: (1) coal seams, (2) rock fractures or zones of fracture enhanced permeability, and to a lesser extent (3) bedding plains. Wells were generally screened across coal seams or groundwater yielding fractures. Depth to groundwater-producing zones were highly variable at the Site and generally ranged from 30 to 300 feet below ground surface (BGS).

Based on published data, groundwater quality produced from the Pottsville Formation can be characterized by high concentrations of sulfate, iron, and other trace metals (Jennings and Cook, 2010). Trace metals in Pottsville Formation groundwater are associated with sulfide minerals contained in organic-rich strata (e.g., Mudstones and Coal Seams) and siliceous/carbonate healed fractures and joints. Trace element enrichment is likely the result of migrating hydrothermal fluids generated during the late Paleozoic Allegheny orogeny (Diehl et al., 2005). Arsenic, antimony, molybdenum, selenium, copper, thallium, and mercury are elevated in Warrior Basin coal strata (Goldhaber et al., 2002).

### 2.1.5 Flow Interpretation

Groundwater flow is accomplished primarily by means of fracture flow, where groundwater flows along more conductive secondary discontinuities in the rock mass such as weaknesses along bedding planes,

joints, or cleat fabric in coal seams. Fractures at the Site are typically high-angle/near vertical (80° to 90°). Fracture flow in complex geologic media such as the heterogenous Pottsville Formation can be complex. Groundwater in the Pottsville aquifer is most commonly regarded as confined due to large permeability contrasts within the aquifer (Stricklin, 1989). The Pottsville at the Site is probably better described as a series of discrete, confined to semi-confined, groundwater yielding zones where groundwater elevations can vary significantly laterally and vertically and are governed by the heterogeneity of the lithology and degree of fracture network interconnectivity.

Potentiometric data suggests that following groundwater flow patterns and characteristics:

**Mary Lee Aquifer:** (1) North to south and (2) west to east towards the Ash Pond; groundwater likely flowing towards underground Mary Lee Mine (patterns observed in both upper Mary Lee Group and slightly lower across Mary Lee Coal Seam). Likely confined from Ash Pond by 200 to 300 feet of low permeability strata.

**Gillespy-Pratt Transition Zone:** Radial flow pattern emanating from east-northeastern portion of ash pond; strongest gradients appear to the southeast and then east towards adjacent Pratt Coal Mine; wells to northeast (saddle dike area) appear lateral (side-gradient) to groundwater flow pattern.

**Pratt Coal Group:** Radial flow pattern emanating from southeastern portion of the ash pond; strongest gradients appear to the southeast and then east towards adjacent Pratt Coal Mine; vertical groundwater separation of 3 to 8 feet generally exists between Pratt and American coal seams (discrete flow zones within Pratt Coal Group).

## 2.2 GROUNDWATER MONITORING SYSTEM

Pursuant to § 257.91 and ADEM Admin. Code r. 335-13-15-.06(2), Plant Miller has installed a groundwater monitoring system to monitor groundwater within the uppermost aquifer. The certified groundwater monitoring system for the Ash Pond is designed to monitor groundwater passing the waste boundary of the CCR unit within the uppermost aquifer. Wells were located to serve as upgradient and downgradient monitoring locations based on groundwater flow direction as determined by the potentiometric surface elevation contour maps. All groundwater monitoring wells were designed and constructed using "Design and Installation of Groundwater Monitoring Wells in Aquifers," ASTM Subcommittee D18.21, as a

guideline. As required by § 257.90(e) and ADEM Admin Code r. 335-13-15-.06(1)(f), the following also describes monitoring related-activities performed during the preceding year.

### 2.2.1 Monitoring Wells

The current detection and compliance groundwater monitoring network comprises 26 monitoring wells. Historically, the groundwater monitoring network has comprised 24 monitoring wells. In 2020, ash pond closure activities necessitated the abandonment and relocation of nine downgradient compliance locations. A plan for the abandonment and relocation of the nine monitoring wells (MR-AP-MW-7S, MR-AP-MW-7D, MR-AP-MW-8S, MR-AP-MW-8D, MR-AP-MW-9S, MR-AP-MW-9D, MR-AP-MW-13S, MR-AP-MW-13D, and MR-AP-MW-14) was submitted to ADEM in February 2020 and approved in May 2020. A revised work plan provided additions to the original scope of work to include the abandonment and reinstallation of three previously installed horizontal delineation wells re-designated as piezometers (MR-AP-MW27H, MR-AP-MW-29H, and MR-AP-MW-36H) and the installation of one additional upgradient well location (MR-AP-MW-22). Additionally, the plan included a reduction of the number of monitoring well relocations from nine to seven. Replacement locations for MR-AP-MW-8S/8D and MR-AP-MW-9S/9D were consolidated into one paired location (MR-AP-MW-09SR/DR).

The abandonment of the 9 downgradient monitor wells, 3 horizontal delineation wells re-designated as piezometers, and installation of 10 replacement wells occurred between June and August 2020. Nine of the 10 new wells produced sufficient groundwater to be developed and were sampled during the October semi-annual monitoring event as part of the semi-annual assessment groundwater monitoring program. One replacement horizontal delineation well (MR-AP-MW-29HR) was abandoned due to the presence of predominately mine spoils.

Additionally, four additional upgradient monitoring wells were installed for purposes of establishing background groundwater quality data for the monitored groundwater flow regimes within the Pottsville Formation at the Site.

Monitoring well locations are presented on **Figure 5A, Monitoring Well Location Map (First Semi-Annual Monitoring Event) and Figure 5B, Monitoring Well Location Map (Second Semi-Annual Monitoring Event)**. **Table 1**, **Groundwater Monitoring Well Network Details**, and **Table 2, Monitoring Well and Piezometer Abandonment Details** summarize the monitoring well construction details and design purpose for the Plant Miller Ash Pond. The boring logs, well installation logs, and

development logs are included as **Appendix A**, **Monitoring Well Installation Data.** The abandonment report is included in **Appendix B, Monitor Well Abandonment Report**.

#### 2.2.1.1 Upgradient Wells

As described in **Sections 2.1.4 and 2.1.5** there are multiple groundwater flow regimes within the Pottsville Formation at the Site. Groundwater flow systems, as evaluated by potentiometric data, appear to have radial flow components away from the Site, and are not suitable for upgradient designations. The exception to this pattern may be the Mary Lee flow system, where recent potentiometric surface data (2020 monitoring events) indicate groundwater flow towards the ash pond. Additionally, the Gillespy-Pratt Transition Zone and Pratt Coal Group, where the majority of downgradient wells are screened, do not exist in the vicinity of the Site (and the majority of the Warrior Basin) due to mining or lithology being absent (strata projects above ground surface). Therefore, there is little opportunity for installing upgradient locations in these areas.

Background groundwater quality data for the monitored formations is provided by wells GS-AP-MW-8 and GS-AP-MW-13 installed at the nearby Plant Gorgas Ash Pond. These locations are suitable as upgradient locations due to (1) placement in similar geology and (2) screened intervals at these wells monitor recharging groundwater that has not been impacted by either Site. Well GS-AP-MW-13 is no longer in service and sampled, but the historical background database will continue to be used in background calculations. This well is installed at an elevation above the level of the Gorgas Ash Pond and exhibits a groundwater elevation approximately 30 feet higher than the Plant Gorgas Ash Pond; therefore, this well represents younger groundwater infiltrating the Pottsville and captures the natural geochemical variability within the formation.

Appendix III (detection monitoring parameters) constituent concentrations along with select other Appendix IV CCR indicator parameters were also evaluated as further basis for designating locations GS-AP-MW-8, GS-AP-MW-13, and GS-AP-MW-17V as upgradient. In general, concentrations of CCR indicator parameters reported for these well locations are well below published Groundwater Protection Standards (GWPS), downgradient wells, and pore-water (source) concentrations. The absence of elevated concentrations of CCR indicator parameters indicates younger, recharging groundwater and groundwater that has not been impacted by groundwater flowing away from the Ash Pond. These data, along with

groundwater elevation data, support an upgradient designation for locations GS-AP-MW-8, GS-AP-MW-13, and GS-AP-MW-17V.

Six additional upgradient locations (closer to the Site) have been installed: MR-AP-MW-21 and MR-AP-MW-23 in 2019 and MR-AP-MW-22S, MR-AP-MW-22I, MR-AP-MW-22D, and MR-AP-MW-23A in 2020. These six additional upgradient monitoring wells are located approximately 2 miles WNW of Plant Miller. These locations were chosen based on their similar positions on the Sequatchie Anticline and APC land ownership. These locations sit on the opposite limb of the Sequatchie Anticline, but at similar elevation, structural, and stratigraphic setting.

The additional upgradient wells were installed during Phase I and Phase II delineation activities for further evaluation and comparison with downgradient compliance and delineation wells at the Site. Upgradient location MR-AP-MW-23A was paired with monitor well MR-AP-MW-23 to determine if bentonite seal or grout contamination occurred during the installation of MR-AP-MW-23.

Stratigraphically, these upgradient well locations are screened in middle to lower-middle sections of the Mary Lee Coal Group. Based on the data reviewed, the Mary Lee Coal bed existed 60 to 120 feet above ground surface, so these wells installed between 47 and 200 feet below ground surface should correlate approximately to the Blue Creek through Jagger Coal horizons. Coal seams are noted at depths of approximately 66 feet BGS, 82 feet BGS, 104 feet BGS, 134 feet BGS, and 195 feet BGS. The most prominent coal seam occurs between 134 feet BGS and 137.5 feet BGS.

The additional upgradient monitoring wells were sampled during the October 2020 semi-annual monitoring event as part of the semi-annual assessment groundwater monitoring program. The boring logs, well installation logs, and development logs are included as **Appendix A**, **Monitoring Well Installation Data.**

#### 2.2.1.2 Downgradient Wells

Currently, the groundwater monitoring network comprises 20 downgradient monitoring wells installed along the boundary of the Ash Pond. Ash pond closure activities necessitated the abandonment of nine downgradient compliance locations. Seven of the nine downgradient compliance locations were replaced. The seven replacement wells (MR-AP-MW-7SR, MR-AP-MW-7DR, MR-AP-MW-9SR, MR-AP-MW-9DR, MR-AP-MW-13SR, MR-AP-MW-13DR, and MR-AP-MW-14R) were pre-surveyed in the field, ground elevations were compared between original and replacement well locations, and a target depth for

boring was pre-determined based on structural dip and the difference in ground elevation. The new groundwater wells were installed in water bearing zones as close to the wells being replaced as conditions warranted. The new wells were installed as close as feasible to the waste boundary of the CCR unit to (1) provide an accurate representation of the quality of groundwater passing the waste boundary and (2) not interfere with the closure construction activities or final cover system of the Plant Miller Ash Pond.

Borehole geophysics, hydrophysical logging, and occasional packer testing were used to determine well screen intervals. These logging techniques identify groundwater flow zones in open boreholes and are optimally suited for use in low-yielding, fractured rock media. Heat-pulse flowmeter logging or packer testing were often used to assess or further evaluate flow zones indicated by hydrophysical logging tools. If multiple flow zones were identified, then paired wells were often installed to screen both zones.

Preferential groundwater flow away from the Site, if existing, occurs within zones of enhanced permeability such as cleated coals or zones of intersecting rock discontinuities spatially located lateral to or beneath the base of the Ash Pond. Strata of the Gillespy-Pratt Coal Groups are the uppermost aquifer lateral to or beneath the base of the Ash Pond as indicated by borehole logging and geophysics in central and southern portions of the Site. To the north, Pratt Coal Group strata exist above ground surface or are absent. In these areas, downgradient monitoring well locations were installed across the first groundwater yielding fractures identified by borehole geophysics or within the deeper Mary Lee coal seam.

Monitoring well locations are presented on **Figure 5A** and **Figure 5B**. **Table 1**, **Groundwater Monitoring Well Network Details**, summarizes the monitoring well construction details and design purpose for the Ash Pond. The boring logs, well installation logs, and development logs are included as **Appendix A**, **Monitoring Well Installation Data.**

#### 2.2.1.3 Piezometers

There are currently three water-level only piezometers at the Site (MR-AP-MW-2V, MR-AP-MW-3V, and MR-AP-MW-19H). These locations were originally intended as delineation locations but did not yield sufficient groundwater for development or sampling and have been converted to piezometers. Previously installed delineation wells that did not yield sufficient groundwater for development were re-designated as piezometers. Delineation locations MR-AP-MW-27H, MR-AP-MW-29H, MR-AP-MW-31H, and MR-AP-MW-36H) were reassessed in a low-yield well study conducted in July 2020. Wells MR-AP-MW-27H and MR-AP-MW-36H were abandoned and replaced, well MR-AP-MW-29H was abandoned, and well MR-

AP-MW-31H was successfully redeveloped and sampled as part of the October semi-annual sampling event.

**Figure 5A, Figure 5B, and Table 1** summarize monitoring well construction details and design purpose for the Plant Miller Ash Pond.

#### 2.2.1.4 Delineation Wells

Pursuant to § 257.95(g)(1), ADEM Admin. Code r. 335-13-15-.06(6)(g), and Alabama Administrative Order AO 18-098-GW, additional monitoring wells were installed to characterize the horizontal and vertical extent of GWPS exceedances identified during assessment monitoring. Two horizontal delineation wells (MR-AP-MW-27HR and MR-AP-MW-36HR) were installed to replace previously installed delineation wells (MR-AP-MW-27H and MR-AP-MW-36H) that did not yield sufficient groundwater for development or sampling and one previously installed delineation well (MR-AP-MW-31H) was redeveloped and designated as from a piezometer to a horizontal delineation well. All three wells were sampled in October during the semi-annual sampling event.

Field work and sampling were conducted between July 2020 and October 2020. The Semi-Annual Progress Report summarizing findings from the most recent phases (Phase II and III) of delineation was submitted to ADEM on September 30, 2020.

A summary of well installation dates, location, elevation, screen interval, and purpose is provided in **Table 1 and Figures 5A/5B.** The boring logs, well installation logs, and development logs are included as **Appendix A**, **Monitoring Well Installation Data.**

#### 2.2.1.5 Monitoring Well Replacement and Abandonment

Ash pond closure activities necessitated the abandonment and relocation of nine downgradient compliance locations. A plan for the abandonment and relocation of the nine monitoring wells (MR-AP-MW-7S, MR-AP-MW-7D, MR-AP-MW-8S, MR-AP-MW-8D, MR-AP-MW-9S, MR-AP-MW-9D, MR-AP-MW-13S, MR-AP-MW-13D, and MR-AP-MW-14) was submitted to ADEM in February 2020 and approved in May 2020. A revised work plan added to the original scope of work to include the abandonment and reinstallation of three previously installed horizontal delineation wells re-designated as piezometers (MR-AP-MW27H, MR-AP-MW-29H, and MR-AP-MW-36H).

The abandonment of the nine downgradient monitor wells and three horizontal delineation wells re-designated as piezometers occurred between June and August 2020. One replacement horizontal delineation well (MR-AP-MW-29HR) boring was abandoned due to the presence of predominately mine spoils. The monitoring wells and boring were abandoned in accordance with Alabama well construction standards described in Administrative Code Div. 335-13 and the Alabama Environmental Investigation and Remediation Guidance (AEIRG; Revised 2017). The abandonment report is included in **Appendix B, Monitor Well Abandonment Report**.

#### 2.2.1.6 Monitoring Variances

The groundwater monitoring program at the Site is operating under a Variance granted by ADEM on April 15, 2019, to conform State monitoring requirements under the CCR rule to Federal requirements. The variance:

1. Retains boron as an Appendix III detection monitoring parameter and excludes it as an Appendix IV assessment monitoring parameter.
2. Authorizes the use of Federally-published GWPS of 0.006 milligrams per liter (mg/L) for cobalt; 0.015 mg/L for lead; 0.040 mg/L for lithium; and 0.100 mg/L for molybdenum in lieu of background where those levels are greater than background levels.

### 2.2.2 Groundwater Monitoring History

Background groundwater samples were collected from July 2016 to June 2017. Semi-annual groundwater monitoring was initiated at the Ash Pond in September 2017.

#### 2.2.2.1 Available Monitoring Data

In accordance with § 257.94(b) and ADEM Admin. Code r. 335-13-15-.06(5)(b), eight independent samples were collected from each background and downgradient well and analyzed for the constituents listed in Appendix III and IV prior to October 17, 2017. Background sampling was performed from July 2016 to June 2017. Groundwater sampling for the first detection monitoring event after the background period was performed in September 2017.

Based on results of the 2017 Annual Groundwater and Corrective Action Monitoring Report, APC initiated an assessment monitoring program on January 15, 2018. Pursuant to 40 CFR §257.95(a) and ADEM

Admin. Code r. 335-13-15-.06(6)(a), monitoring wells were sampled for all Appendix IV parameters in January 2018, within 90 days of initiating the assessment monitoring program. Semi-annual assessment sampling has continued with sampling events in May and October 2018, April-May and August-September 2019, and March and October 2020.

Any well installed for Site investigation and delineation subsequent to identifying statistical exceedances in groundwater data is incorporated into the semi-annual groundwater monitoring program.

Tables summarizing analytical data from all previous groundwater monitoring events are included in **Appendix C**, **Groundwater Analytical Data**.

#### 2.2.2.2 Historical Groundwater Flow

Historical groundwater elevations and potentiometric surface maps show that groundwater flow patterns are consistent across monitoring events. Downgradient wells indicate a radial flow pattern away from the Site within deeper rock units lateral to or below the base of the Ash Pond. Groundwater elevations fluctuate in response to rainfall. Seasonal variations of 1 to 10 feet are typical at the Site based on available monitoring data.

### 2.2.3 Groundwater Sampling and Analysis

As required by § 257.90(e) and ADEM Admin. Code r. 335-13-15-.06(1)(f), the following describes monitoring-related activities performed during the preceding year. As described in **Section 2.2.2.1**, the Site entered an Assessment Monitoring program pursuant to 40 CFR §257.95(a) and ADEM Admin. Code r. 335-13-15-.06(6)(a) in January 2018. Statistical evaluations of 2018 assessment monitoring data identified Appendix IV constituents above the GWPS at statistically significant levels (SSL) and the Site prepared an Assessment of Corrective Measures (ACM). Pursuant to § 257.95(g)(1), ADEM Admin. Code r. 335-13-15-.06(6)(g)2., and AO 18-098-GW, additional monitoring wells were installed to characterize the horizontal and vertical extent of GWPS exceedances identified during assessment monitoring. These wells, along with the compliance monitoring well network, are sampled semi-annually.

#### 2.2.3.1 Sampling Event Summary

Semi-annual assessment monitoring sampling events occurred in March and October 2020. Phase II delineation wells installed at the Site were sampled semi-annually for the first time during March 2020.

The downgradient, horizontal delineation replacement wells, and additional upgradient wells were sampled semi-annually for the first-time during October 2020.

Groundwater samples were analyzed for the full list of Appendix III and Appendix IV parameters during each assessment monitoring event. Analytical data from the groundwater monitoring events is included as **Appendix D, Laboratory and Field Records**, in accordance with the requirements of § 257.90(e)(3) and ADEM Admin. Code r. 335-13-15-.06(1)(f)3.

#### 2.2.3.2 Groundwater Sample Collection

Prior to recording water levels and collecting samples each well was opened and allowed to equilibrate to atmospheric pressure. Within a 24-hour period, depths to groundwater were measured to the nearest 0.01 foot with an electronic water level indicator with depth referenced from the top of the inner PVC well casing. Groundwater elevations were calculated by subtracting the depth to groundwater from surveyed top-of-casing (TOC) elevations.

Groundwater samples were collected from monitoring wells using low-flow sampling procedures in accordance with §257.93(a) and ADEM Admin. Code r. 335-13-15-.06(4)(a). All monitoring wells at Plant Miller are equipped with a dedicated pump. Monitoring wells were purged and sampled using low-flow sampling procedures. In this procedure, field water quality parameters (pH, turbidity, conductivity, and dissolved oxygen) are measured to determine stabilization and groundwater samples are collected when the following stabilization criteria are met:

- 0.2 standard units for pH.
- 5% for specific conductance.
- 0.2 Mg/L or 10% for DO > 0.5 mg/l (whichever is greater).
- Turbidity measurements less than 5 NTU.
- Temperature and ORP – record only, no stabilization criteria.

During purging and sampling, a SmarTroll instrument was used to monitor and record field parameters. Once stabilization was achieved, samples were collected and submitted to the laboratory following standard chain-of-custody (COC) protocol. Field data recorded in support of groundwater sampling activities for the monitoring events are included in **Appendix D**.

#### 2.2.3.3 Sample Preservation and Handling

Groundwater samples were collected within the designated size and type of laboratory-supplied containers required for specific parameters. Sample bottles were pre-preserved by the laboratory.

Where temperature control was required, samples were placed in an ice-packed cooler and cooled to less than 6 °C immediately after collection. Blue ice or other cooling packs were not used for cooling samples. An ice-packed cooler was on hand when samples were collected.

#### 2.2.3.4 Chain of Custody

A chain-of-custody (COC) record was used to track sample possession from the time of collection to the time of receipt at the laboratory. All samples were handled under strict COC procedures beginning in the field. COC records are included with the analytical laboratory reports included in **Appendix D**.

#### 2.2.3.5 Laboratory Analysis

Laboratory analyses was performed by the APC Environmental Laboratory (APCEL) in Calera, Alabama or Eurofins TestAmerica, Inc. (TAL), of Pensacola, Florida and St. Louis, Missouri. Both APCEL and TAL are accredited by National Environmental Laboratory Accreditation Program (NELAP) and maintain a NELAP certification for all parameters analyzed**. Table 3, Monitoring Parameters and Reporting Limits**, lists Assessment Monitoring constituents analyzed at the Site. Groundwater data and chain of custody records for the monitoring events are presented in **Appendix C** and **Appendix D**.

# 3.0 GROUNDWATER ELEVATIONS

## 3.1 GROUNDWATER ELEVATIONS AND FLOW

During the March 2020 sampling event, depths to water ranged from artesian to 301.04 feet below top of casing (ft BTOC) and groundwater elevations ranged from 425.40 to 144.04 ft MSL. During the October 2020 sampling event, depths to water ranged from artesian to 265.04 ft BTOC and groundwater elevations ranged from 423.32 to 150.69 ft MSL.

The following maps depict groundwater elevations and inferred groundwater flow direction during the March 2020 monitoring event: **Figure 6A, Potentiometric Surface Contour Map – Mary Lee Aquifer (March 2, 2020), Figure 6B, Potentiometric Surface Contour Map – Gillespy Lower Sandstone Unit (March 2, 2020), Figure 6C, Potentiometric Surface Contour Map – Gillespy Upper Sandstone Unit (March 2, 2020), Figure 6D, Potentiometric Surface Contour Map – Gillespy-Coal-Pratt Transition Zone (March 2, 2020), Figure 6E, Potentiometric Surface Contour Map – Pratt Coal Group (March 2, 2020)**, **and Figure 6F, Potentiometric Surface Contour Map – Upgradient Wells (April 9, 2020).**

The following maps depict groundwater elevations and inferred groundwater flow direction during the March 2020 monitoring event: **Figure 7A, Potentiometric Surface Contour Map – Mary Lee Aquifer (October 12, 2020), Figure 7B, Potentiometric Surface Contour Map – Gillespy Lower Sandstone Unit (October 12, 2020), Figure 7C, Potentiometric Surface Contour Map – Gillespy-Pratt Transition (October 12, 2020), Figure 7D, Potentiometric Surface Contour Map – Pratt Coal Group (October 12, 2020), Figure 7E, Potentiometric Surface Contour Map – Deep Upgradient Monitoring Wells (Middle-Lower Mary Lee Group) (October 12, 2020)**, **and Figure 7F, Potentiometric Surface Contour Map – Shallow Upgradient Monitoring Wells (Middle-Lower Mary Lee Group) (October 12, 2020).**

Potentiometric surface maps for the Site are subdivided into five flow systems based on hydrostratigraphy and vertical separation in groundwater. These vertical separations in groundwater elevations prominently display the confined to semi-confined conditions described in **Sections 2.1.2** and **2.1.4.** During a detailed review of the second semi-annual monitoring event, it was interpreted that Upper Gillespy and Pratt Transition flow systems can largely be grouped together as one flow system for the purposes of describing groundwater flow.

Groundwater elevations on **Figure 6E** and **7D** indicate the Pratt Group could be further subdivided (vertical separation between MW-8S/8D, 9S/9D, and 09SR/09DR pairs). These data also show vertical groundwater separation between coal seams in the Pratt Coal Group, indicating that confining or semi-confining conditions exist between these discrete flow intervals.

In general, it is inferred that laterally continuous zones that intersect or have communication with the Ash Pond through interconnected fractures will display radial flow patterns away from the Site and emanate near the stratigraphic intersection with the Ash Pond. Hydrostratigraphic intervals that do not intersect or that have poor to no hydraulic connection with the Ash Pond will display groundwater flow pattern consistent with topography or regional flow patterns. Other factors, such as the underground Mary Lee Mine, could influence deeper flow systems. As shown on **Figure 6A** and **7A**, wells tapping the Mary Lee Coal display groundwater elevations and flow towards the Ash Pond and towards the underground Mary Lee coal mine. Additional data evaluation and monitoring is needed to explore this observation.

A number of delineation wells monitor discrete zones or fractures exhibiting groundwater levels that do not appear connected to flow systems presented in **Figures 6A - 6E** and **Figures 7A - 7D** at the Site, and therefore were not used in potentiometric surfaces constructed for these flow systems. With the exception of piezometer MR-AP-MW-2V (middle Mary Lee Coal Group), these locations generally monitor discrete fracture flow intervals in middle to lower sections of the Gillespy Coal Group.

All available groundwater elevation data recorded since 2016 have been tabulated and included in **Table 4, Groundwater Elevation Summary**.

## 3.2 GROUNDWATER FLOW VELOCITY CALCULATIONS

Because the geology at the Ash Pond is not homogeneous or isotropic with respect to groundwater flow, groundwater velocity calculations using derivations of Darcy's Law are not applicable to groundwater at the Site. The hydrogeologic characteristics of fractured rock typically produce preferential groundwater flow paths, so groundwater velocity is much more variable than in uniform porous media such as sand. During monitoring well installation, multiple techniques were used to successfully intercept groundwater flow paths with the monitoring wells located around the Ash Pond. These flow paths correspond to coal cleats/fractures, zones of fracture concentration, bedding planes, and other discontinuities in the rock. Therefore, groundwater flow velocity at the Site cannot be accurately quantified using existing Site data.

Aquifer performance testing, including slug tests, has been conducted to characterize hydraulic conductivity values at the Site. Slug and packer testing provided horizontal hydraulic conductivities for the uppermost aquifer between $1.00 \times 10^{-3}$ cm/sec and $6.00 \times 10^{-7}$ cm/sec. Hydraulic conductivity in the uppermost aquifer typically ranges between $10^{-4}$ to $10^{-5}$ cm/sec with an average $6.15 \times 10^{-4}$ cm/sec.

The lowest estimated hydraulic conductivity value of $6 \times 10^{-7}$ cm/sec was derived from packer testing preformed at borehole MR-AP-MW-3D (interval 170 ft to 226 ft) and borehole MR-AP-MW-4 (interval 80 ft to137 ft). The measured recovery for these tests was on the order of 1%. This is indicative of a relatively closed system where fractures, if any, are poorly connected to the surrounding groundwater flow system. The complex lithostratigraphy, sharp permeability contrasts, and fractured nature of the Pottsville Formation contribute to vertical groundwater flow at the Site as well confining to semi-confining conditions evidenced in the spatial distribution of hydraulic heads.

# 4.0 EVALUATION OF GROUNDWATER QUALITY DATA

## 4.1 DATA VALIDATION – QUALITY ASSURANCE/QUALITY CONTROL

During each sampling event, quality assurance/quality control samples (QA/QC) were collected at a rate of one sample per every group of 10 well samples. Equipment blank and field blank samples were also collected during each sampling event.

Analytical precision is measured through the calculation of the relative percent difference (RPD) of two data sets generated from a similar source. Here, a comparison of results between samples and field duplicate samples are used as measure of laboratory precision. Where field duplicates are collected, the RPD between the sample and duplicate sample is calculated as:

$$RPD = \frac{Conc1 - Conc2}{(Conc1 + Conc2)/2}$$

Where:

RPD = Relative Percent Difference (%)

Conc1 = Higher concentration of the sample or field duplicate

Conc2 = Lower concentration of the sample or field duplicate

Where the relative percent differences below 20%, the difference is considered acceptable and no further action is needed. Where an RPD is greater than 20%, further evaluation is required to attempt to determine the cause of the difference and potentially result in qualified data. **Table 5, Relative Percent Difference Calculations,** provides the relative percent differences for sample and sample duplicates during 2020 sampling events. All RPD's were below 20% for the most recent sampling event.

Data from all equipment and field blanks were reviewed for purposes of QA/QC. All equipment and field blank data were below laboratory detection limits and data validation was not required.

## 4.2 STATISTICAL METHODOLOGY AND TESTS

The Sanitas Groundwater statistical software is used to perform the statistical analyses. Sanitas is a decision support software package that incorporates the statistical tests required of Subtitle C and D facilities by

EPA regulations. The analysis complies with the federal rule for the Disposal of Coal Combustion Residuals from Electric Utilities (CCR Rule, 2015) as well as with the USEPA Unified Guidance (2009).

### 4.2.1 Appendix III Evaluation

Intrawell prediction limits, combined with a 1-of-2 verification strategy, are used for pH to determine whether there has been a statistically significant increase (SSI) over background groundwater quality. Interwell prediction limits, combined with a 1-of-2 verification strategy, are used to evaluate boron, calcium, chloride, fluoride, sulfate, and TDS. Intrawell prediction limits use screened historical data within a given well to establish limits for parameters at that well. The most recent sample from the same well is compared to its respective background to identify SSIs over background. Interwell prediction limits pool upgradient well data to establish a background limit for an individual constituent. The most recent sample from each downgradient well is compared to the background limit to identify SSIs.

Groundwater Stats Consulting demonstrated that these test methods were appropriate in the October 2017 Statistical Analysis Plan, which was updated in August 2020 with additional data screening and evaluation. Time series plots were used to screen proposed background data for suspected outliers, or extreme values that would result in limits that are not conservative from a regulatory perspective. Suspected outliers at all wells for Appendix III parameters are formally tested using Tukey's box plot method and, when identified, flagged in the computer database.

The following adjustments are also part of the statistical analysis:

- No statistical analyses are required on wells and analytes containing 100% non-detects (EPA Unified Guidance, 2009, Chapter 6).
- When data contain <15% non-detects in the background, simple substitution of one-half the reporting limit is utilized in the statistical analysis. The reporting limit utilized for non-detects is the practical quantitation limit (PQL) as reported by the laboratory.
- When data contain between 15-50% non-detects the Kaplan-Meier non-detect adjustment is applied to the background data.

### 4.2.2 Appendix IV Evaluation

When in assessment monitoring, Appendix IV constituents are sampled semi-annually, and concentrations are compared to GWPS. Following the Unified Guidance, spatial variation for Appendix III parameters is tested using the ANOVA; this test is not prescribed for Appendix IV constituents. Unlike the statistical evaluation of Appendix III constituents (where single-sample results are compared to the statistical limit),

Appendix IV analysis uses the pooled results from each downgradient well to develop a well-specific Confidence Interval that is compared to the statistical limit. The statistical limit is either the Interwell Tolerance limit (i.e. background) calculated using the pool of all available upgradient well data (see Chapter 7 of the Unified Guidance), or an applicable groundwater protection standard such as the MCL. Appendix IV background data are screened for outliers and extreme trending patterns that would lead to artificially elevated statistical limits.

Parametric tolerance limits (i.e. UTLs) were calculated using pooled upgradient well data for Appendix IV parameters with a target of 95% confidence and 95% coverage. The confidence and coverage levels for nonparametric tolerance limits are dependent on the number of background samples. The UTLs were then used as the GWPS.

As described in 40 CFR § 257.95(h)(1)-(3) and the ADEM Variance (see section **2.2.1.6)**, the GWPS is:

(1) The maximum contaminant level (MCL) established under 40 CFR §§ 141.62 and 141.66.
(2) Where an MCL has not been established:
    (i) Cobalt 0.006 mg/l.
    (ii) Lead 0.015 mg/l.
    (iii) Lithium 0.040 mg/l.
    (iv) Molybdenum 0.100 mg/l.
(3) Background levels for constituents where the background level is higher than the MCL or rule-specified GWPS.

In assessment monitoring, when the Lower Confidence Limit (LCL), or the entire interval, exceeds the GWPS as discussed in the USEPA Unified Guidance (2009), the result is recorded as an SSL. Appendix IV constituents will be updated every 2 years beginning with the most recent event (Fall 2019). The next update to GWPS will occur no earlier than the Fall of 2021. Data from upgradient wells collected between updates may still be used to support ASDs if merited.

## 4.3 STATISTICAL EXCEEDANCES

Analytical data from the 2020 semi-annual monitoring events in March and October were statistically analyzed in accordance with the Professional Engineer (PE)-certified Statistical Analysis Plan (October 2017) and updated August 2020 performed by Groundwater Stats Consulting. Appendix III statistical analysis was performed to determine if constituents have returned to background levels. Appendix IV

assessment monitoring parameters were evaluated to determine if concentrations statistically exceeded the established groundwater protection standard.

### 4.3.1 Appendix III Constituents

Based on review of the Appendix III statistical analysis presented in **Appendix E, Statistical Analyses,** Appendix III constituents have not returned to background levels.

### 4.3.2 Appendix IV Constituents

**Table 6, Summary of Background Levels and Groundwater Protection Standards,** summarizes the background limit established at each monitoring well and the GWPS. A summary table of the statistical limits accompanies the prediction limits in **Appendix E.**

The following subsections describe statistical exceedances during 2020 monitoring events.

#### 4.3.2.1 First Semi-Annual Groundwater Monitoring Event

*Comparison with Published GWPS*

For this comparison, variance limits for non-MCL constituents are used, and data from newly installed upgradient wells (GS-AP-MW-17V, MR-AP-MW-21 and MR-AP-MW-23) were not factored in. During the first semi-annual monitoring event, statistical analysis of Appendix IV data incorporating limits defined in the 2019 ADEM Variance (section **2.2.1.6**) identified the following SSLs over GWPS at the listed downgradient wells:

- MR-AP-MW-1: Lithium.
- MR-AP-MW-2: Cobalt, Lithium.
- MR-AP-MW-3D: Arsenic, Lithium.
- MR-AP-MW-3S: Lithium.
- MR-AP-MW-4: Cobalt, Lithium.
- MR-AP-MW-5: Arsenic, Lithium.
- MR-AP-MW-6: Cobalt, Lithium.
- MR-AP-MW-7D: Lithium.
- MR-AP-MW-7S: Lithium.
- MR-AP-MW-9D: Cobalt, Lithium.

- MR-AP-MW-9S: Lithium.
- MR-AP-MW-10: Lithium.
- MR-AP-MW-11: Lithium.
- MR-AP-MW-12: Lithium.
- MR-AP-MW-13S: Cobalt, Lithium.
- MR-AP-PZ-5: Lithium.

**Table 7, First Semi-Annual Monitoring Event Analytical Summary**, provides a summary of all detected constituents for the first semi-annual sampling event. Statistical reporting output is included as **Appendix E.**

Limited groundwater analytical data is available for delineation wells installed at the site; therefore, groundwater quality is simply compared to the GWPS. Similar to above, this comparison includes variance limits for non-MCL constituents and does not include site-specific background derived GWPS. A review of analytical data derived from delineation wells revealed the following GWPS Exceedances for the first semi-annual sampling event:

- MR-AP-MW-6V: Arsenic.
- MR-AP-MW-17H: Lithium.
- MR-AP-MW-18H: Lithium.
- MR-AP-MW-19HA: Lithium.
- MR-AP-MW-20H: Lithium.
- MR-AP-MW-20HS: Lithium.
- MR-AP-MW-28H: Lithium.
- MR-AP-MW-30H: Lithium.
- MR-AP-MW-33H: Lithium.
- MR-AP-MW-34H: Lithium.
- MR-AP-MW-35H: Arsenic.
- MR-AP-MW-37H: Arsenic, Lithium.

Details regarding the installation and sampling of these wells, and future proposed actions as a result of these exceedances, were submitted to ADEM in a delineation report on May 13, 2019 and subsequent progress updates submitted in September 2019 and March 2020.

*Comparison with Site Background*

During the first semi-annual monitoring event, Appendix IV data were compared to background concentrations from newly installed upgradient wells MR-AP-MW-21 and GS-AP-MW-17V. Upgradient location MR-AP-MW-23 was not included in the comparison because this location was being evaluated for potential bentonite seal or grout contamination (see Section 4.3.2.2).

As detailed in the revised groundwater monitoring plan submitted in April 2020, data from these wells will be evaluated for inclusion in the derivation of updated site-specific GWPS after a minimum of four background sampling events. Using concentrations from the first three sampling events as a guide for site-specific background concentrations, the following SSLs were identified over GWPS at the listed downgradient wells:

- MR-AP-MW-1: Lithium.
- MR-AP-MW-2: Cobalt, Lithium.
- MR-AP-MW-3D: Arsenic, Lithium.
- MR-AP-MW-3S: Lithium.
- MR-AP-MW-4: Cobalt, Lithium.
- MR-AP-MW-5: Arsenic, Lithium.
- MR-AP-MW-6: Cobalt, Lithium.
- MR-AP-MW-7D: Lithium.
- MR-AP-MW-7S: Lithium.
- MR-AP-MW-9D: Cobalt, Lithium.
- MR-AP-MW-9S: Lithium.
- MR-AP-MW-10: Lithium.
- MR-AP-MW-11: Lithium.
- MR-AP-MW-12: Lithium.
- MR-AP-MW-13S: Cobalt, Lithium.
- MR-AP-PZ-5: Lithium.

The primary difference between the comparison using published GWPS and those based on background is the increased GWPS for lithium with the inclusion of site background and new upgradient well location GS-AP-MW-17V. This increased GWPS (from 0.04 to 0.0809 mg/L) reduces the number of lithium exceedances. As described in section **2.1.3,** lithium can occur naturally at elevated concentrations in

Pottsville Sequences and ranged from 1.4 to 128 mg/L (average of ~ 28 mg/L) in Pratt Coal Group strata queried from the NRCDS.

#### 4.3.2.2 Second Semi-Annual Groundwater Monitoring Event

*Comparison with Published GWPS*

For this comparison, variance limits for non-MCL constituents are used, and data from newly installed upgradient wells (GS-AP-MW-17V, MR-AP-MW-21, MR-AP-MW-23, MR-AP-MW-23A, MR-AP-MW-22S, MR-AP-MW-22I, and MR-AP-MW-22D) were not factored in. Statistical analysis of Appendix IV data identified the following SSLs over GWPS at the listed wells:

- MR-AP-MW-1: Lithium.
- MR-AP-MW-2: Cobalt, Lithium.
- MR-AP-MW-3D: Lithium.
- MR-AP-MW-3S: Lithium.
- MR-AP-MW-4: Cobalt, Lithium.
- MR-AP-MW-5: Arsenic, Lithium.
- MR-AP-MW-6: Cobalt, Lithium.
- MR-AP-MW-10: Lithium.
- MR-AP-MW-11: Lithium.
- MR-AP-MW-12: Lithium.
- MR-AP-PZ-5: Lithium.

**Table 8, Second Semi-Annual Monitoring Event Analytical Summary**, provides a summary of all detected constituents for the second semi-annual sampling event. Statistical reporting output is included as **Appendix E.**

**Delineation Wells**

Limited groundwater analytical data is available for delineation wells installed at the site; therefore, groundwater quality is simply compared to the GWPS. A review of analytical data derived from delineation wells revealed the following GWPS Exceedances for the second semi-annual sampling event:

- MR-AP-MW-4V: Lithium.
- MR-AP-MW-6V: Lithium.
- MR-AP-MW-17H: Lithium.

- MR-AP-MW-18H: Lithium.
- MR-AP-MW-19HA: Lithium.
- MR-AP-MW-20H: Lithium.
- MR-AP-MW-20HS: Lithium.
- MR-AP-MW-27HR: Lithium.
- MR-AP-MW-28H: Lithium.
- MR-AP-MW-30H: Lithium.
- MR-AP-MW-31H: Lithium.
- MR-AP-MW-33H: Cobalt, Lithium.
- MR-AP-MW-34H: Lithium.
- MR-AP-MW-35H: Arsenic.
- MR-AP-MW-36HR: Lithium.
- MR-AP-MW-37H: Lithium.

**Newly Installed Downgradient Wells**

Limited groundwater analytical data is available for newly installed downgradient wells installed at the site; therefore, groundwater quality is simply compared to the background well concentrations. A review of analytical data derived from delineation wells revealed the following GWPS exceedances for the second semi-annual sampling event:

- MR-AP-MW-7SR: Lithium.
- MR-AP-MW-7DR: Lithium.
- MR-AP-MW-9SR: Lithium.
- MR-AP-MW-9DR: Lithium.
- MR-AP-MW-13SR: Cobalt, Lithium.

As described in **Section 2.2.1.1**, recent potentiometric surface maps for the Mary Lee Aquifer suggest potential for groundwater flow towards the ash pond (**Figures 6A** and **7A**). In this scenario, downgradient and delineation wells screened across or proximal to the Mary Lee coal (MR-AP-MW-1, MR-AP-MW-2, MR-AP-PZ-5, MR-AP-MW-19HA, MR-AP-MW-34H, and MR-AP-MW-35H) might not be impacted by the ash pond, and elevated concentrations would be reflective of natural conditions and geochemistry.

Details regarding the installation and sampling of these wells, and future proposed delineation as a result of these exceedances, were submitted to ADEM in the Plan Miller Groundwater Investigation Report on

May 13, 2019. **Table 8 Second Semi-Annual Monitoring Event Analytical Summary**, provides a summary of all detected constituents for the second semi-annual sampling event.

*Comparison with Site Background*

During the second semi-annual monitoring event, Appendix IV data were compared to background concentrations from newly installed upgradient wells GS-AP-MW-17V, MR-AP-MW-21, MR-AP-MW-23, MR-AP-MW-22S, and MR-AP-MW-22I. As detailed in the revised groundwater monitoring plan submitted in April 2020, data from these wells will be evaluated for inclusion in the derivation of updated site-specific GWPS after a minimum of four background sampling events. Using concentrations from the first three sampling events as a guide for site-specific background concentrations, the following SSLs were identified over GWPS at the listed downgradient wells:

- MR-AP-MW-2: Cobalt, Lithium.
- MR-AP-MW-3D: Arsenic.
- MR-AP-MW-3S: Lithium.
- MR-AP-MW-4: Cobalt.
- MR-AP-MW-5: Arsenic, Lithium.
- MR-AP-MW-10: Molybdenum
- MR-AP-MW-11: Lithium.
- MR-AP-MW-12: Molybdenum

**Delineation Wells**

Limited groundwater analytical data are available for delineation wells installed at the site; therefore, groundwater quality is simply compared to the background well concentrations. A review of analytical data derived from delineation wells revealed the following exceedances for the second semi-annual sampling event:

- MR-AP-MW-18H: Lithium.
- MR-AP-MW-19HA: Lithium.
- MR-AP-MW-20H: Lithium.
- MR-AP-MW-33H: Cobalt.
- MR-AP-MW-35H: Arsenic.

As described in **Section 2.2.1.1**, recent potentiometric surface maps for the Mary Lee Aquifer suggest potential for groundwater flow towards the ash pond (**Figures 6A** and **7A**). In this scenario, wells screened across or proximal to the Mary Lee coal (MR-AP-MW-1, MR-AP-MW-2, MR-AP-PZ-5, MR-AP-MW-19HA, MR-AP-MW-34H, and MR-AP-MW-35H) might not be impacted by the ash pond, and elevated concentrations would be reflective of natural conditions and geochemistry.

**Newly Installed Downgradient Wells**

Limited groundwater analytical data are available for newly installed downgradient wells installed at the site; therefore, groundwater quality is simply compared to the background well concentrations. A review of analytical data derived from delineation wells revealed the following GWPS Exceedances for the second semi-annual sampling event:

- MR-AP-MW-13SR: Cobalt.

Upgradient locations MR-AP-MW-22D, MR-AP-MW-23 and MR-AP-MW-23A were not included in the comparison. As previously discussed, well MR-AP-MW-23 was thought to be possibly grout contaminated. Well MR-AP-MW-23A was installed adjacent to MR-AP-MW-23 to further explore potential grout contamination. If concentrations in well MR-AP-MW-23A returned significantly lower concentrations, then suspected grout contamination would likely be confirmed. However, sampling results from well MR-AP-MW-23A installed adjacent to MR-AP-MW-23 for comparison provided similar chemical results. Therefore, it appears these locations are not grout contaminated, and likely represent natural but older groundwater discharging along a geologic structure or preferential pathway. At this time, chemistry results from these two wells, along with MR-AP-MW-22D, are not included in site background comparisons. Geochemical signatures from an apparent older groundwater source need to be more fully evaluated for potential inclusion as upgradient wells.

## 5.0 MONITORING PROGRAM STATUS

The Site is currently in assessment monitoring and evaluating groundwater corrective action alternatives described in the ACM. In accordance with § 257.94(e) and ADEM Admin. Code r. 335-13-15-.06(5)(e), APC implemented assessment monitoring in January 2018. SSIs of Appendix III and SSLs of Appendix IV parameters were identified at the Plant Miller Ash Pond during sampling events conducted in 2018. ASDs were not completed for Appendix IV constituents exceeding the GWPS; therefore, pursuant to § 257.95(g)(3)(i) and ADEM Admin. Code r. 335-13-15-.06(6)(g)4.(i), APC completed an ACM in accordance with § 257.96, ADEM Admin. Code r. 335-13-15-.06(7), and ADEM Administrative Order AO 18-098-GW.

## 6.0 EVALUATION OF GROUNDWATER CORRECTIVE MEASURES

As required by the Administrative Order, MNA was proposed as the main corrective action remedy for the Site. Source control measures consisting of consolidation, dewatering, and capping of the ash (source) were already planned as part of pond closure.

Additional assessment work was completed in 2020 to evaluate and demonstrate MNA and geochemical manipulation as corrective measures at the Site. Groundwater samples and solids (precipitates) were collected from select wells, and groundwater sampling results were used to perform geochemical modeling, which predicted attenuating species under Site geochemical conditions. Well solids were analyzed to determine attenuating phases for the constituents of interest (COI; arsenic, cobalt, and lithium) at the Site. Solids analysis also provides insight into the stability of the attenuating mechanisms. The well solids were analyzed as follows:

- Elemental analysis by X-ray fluorescence (XRF) to determine the chemical composition of the matrix (e.g., iron compounds, aluminosilicates, and carbonates) and presence of COI.
- X-ray diffraction (XRD) to determine crystalline mineral phases.
- Scanning electron microscopy (SEM) and associated elemental analysis to confirm mineral phases and attenuating mechanisms .
- Selective sequential extraction (SSE) to determine the association of COI with attenuating phases and the relative binding strength of attenuated COI, and to provide a sense of permanence.

In the previous reporting period (January through June 2020), the following field and laboratory investigations were performed:

- Evaluated groundwater analytical data (primarily graphing) to look for evidence of natural attenuation occurring in space and time.
- Collected groundwater samples from background and impacted wells and performed a complete chemical analysis on the samples to enable groundwater geochemical modeling and the development of a geochemical conceptual site model (CSM).
- Performed geochemical modeling using the U.S. Geological Survey (USGS) computer program PHREEQC with the WATEQ4F thermodynamic database.
- Collected precipitate samples from the bottom of monitoring wells.
- Analyzed precipitate samples by XRF and XRD.

The following investigations began in the previous reporting period and were completed in the current reporting period:

- SEM to directly observe attenuating mineral phases.

- SSE to determine association of COI with attenuating phases, determine relative strength of attenuation, and provide a sense of permanence.
- CEC to assess ion exchange as an attenuation mechanism.

Work performed since the completion of the June 2020 progress report includes the following:

- Installing replacement downgradient monitoring wells, replacement horizontal delineation wells, and upgradient monitoring wells, and sampling monitoring wells.
- Completing SEM, SSE, and CEC testing on well solids samples.
- Analyzing and synthesizing the laboratory data described above to develop a geochemical CSM and to evaluate MNA and geochemical manipulation.
- Conceptualizing other corrective action options in the context of site-specific conditions, if MNA or geochemical manipulation does not perform as expected.
- Cation exchange capacity (CEC) and exchangeable COI concentrations for samples that contain clay minerals.

## 6.1 PRELIMINARY DATA ANALYSIS

Results from existing groundwater data analysis, geochemical modeling, and well solids analyses provide evidence for attenuation mechanisms for arsenic, cobalt, and lithium. The attenuating mechanisms identified include sorption on or coprecipitation in iron oxides (arsenic and cobalt), precipitation of barium arsenate (arsenic), and cation exchange on clays (cobalt and lithium).

Concentrations versus time and concentration versus distance graphs, laboratory analyses, and geochemical equilibrium modeling were used to develop an initial geochemical conceptual site model, including probable attenuating mechanisms for arsenic, lithium, and cobalt, and the relative stability of those mechanisms. The initial CSM for the Site is as follows:

- Multiple lines of evidence for arsenic, cobalt, and lithium attenuation.
- Moderately reducing, weakly acidic groundwater conditions.
- Redox buffered by iron oxide equilibria.
- Arsenic attenuation by sorption to iron oxides and possibly precipitation of barium arsenate.
- Cobalt attenuation by adsorption on and co-precipitation with iron oxides.
- Lithium attenuation by ion exchange on clay minerals.

As supported by SSE results and the scientific literature, incorporation of arsenic and cobalt into iron minerals, arsenic into barium arsenate, and lithium on clay minerals are relatively stable attenuation mechanisms. Data collected and available during the publication of this report are included as **Appendix F, MNA Evaluation – Geochemical Lab Data.**

## 7.0 SUMMARY AND CONCLUSIONS

Semi-annual assessment monitoring events took place in March and October 2020. Statistical evaluations of the 2020 assessment monitoring data identified SSLs of Appendix IV constituents above the GWPS. The site remains in assessment monitoring while groundwater corrective remedies are being evaluated. Additional monitoring wells were installed to assess the horizontal and vertical extent of groundwater impacts at the site. The results of this investigation were submitted to ADEM in May 2019. Additional details on delineation efforts were provided in subsequent semi-annual progress reports in September 2019, March 2020, and September 2020. The September 2020 semi-annual progress report included details relating to the abandonment and replacement of downgradient monitor wells impacted by closure construction activities and the installation of four additional upgradient monitor wells. These additional monitoring wells will continue to be sampled and analyzed as part of the ongoing assessment monitoring program.

An ACM was completed on June 12, 2019 to address SSLs of Appendix IV above groundwater protection standards.

The following future actions will be taken or are recommended for the site:

- Collect additional data to further evaluate remedies selected as feasible for the remediation of arsenic, cobalt, and lithium as described in the ACM.
- Review and research potential for additional upgradient locations targeting the Upper Gillespy Coal Group or coal seams of the Pratt Coal Group (regionally on APC-owned lands).
- Continue to compare site-specific corrective actions to the evaluation criteria in the CCR Rule, with emphasis on deficiencies that could eliminate a corrective action from further consideration.
- Continue to determine how corrective actions could be integrated with pond closure, such as dewatering and associated water treatment systems.
- Develop plans for additional Site investigations and associated laboratory work to determine MNA capacity, rates, and stability; and plans for laboratory treatability and/or field pilot tests to determine the effectiveness of geochemical manipulation as needed.
- Perform laboratory treatability studies and implement field pilot tests as needed.
- Submit the next Semi-Annual Progress Report by March 30, 2021.
- Submit the next Semi-Annual Remedy Selection and Design Progress Report by June 12, 2021.
    - Conduct the first semi-annual assessment monitoring event in the first half of 2021 and submit the annual groundwater monitoring and corrective action report summarizing the findings to ADEM by July 31, 2021.

## 8.0 REFERENCES

Alabama Department of Environmental Management (ADEM), 2012, Solid Waste Program, Division 13, ADEM Admin. Code r. 335-13-4.

Anchor QEA, December 2020, Semi-Annual Remedy Selection and Design Progress Report Plant Miller Ash Pond.

ASTM Standard D5092, 2004(2010)e1, Standard Practice for Design and Installation of Groundwater Monitoring Wells, ASTM International, West Conshohocken, PA, DOI 10.1520/D5092-04R10E01, www.astm.org.

Bailey, A.M. and Roberts, H.H., 1998, Minor and trace element compositions of carbonates formed during burial diagenesis of deltaic sediments, Journal of Sedimentary Research, v. 68, p. 185-97.

Bragg, L.J., Oman, J.K., Tewalt, S.J., Oman, C.L., Rega, N.H., Washington, P.M., and Finkelman, R.B., 1997, U.S. Geological Survey Coal Quality (COALQUAL) database; version 2.0, U.S.

Diehl, S.F., Goldhaber, M.B., and Hatch, J.R., 2004, Modes of occurrence of mercury and other trace-elements in coals from the warrior field, Black Warrior Basin, Northwestern Alabama, International Journal of Coal Geology, v. 59, p. 193-208

Diehl, S.F., Goldhaber, M.B., Koenig, A.E., Tuttle, M.L.W., and Ruppert, L.F. 2005, Concentrations of Arsenic, Selenium, and other Trace Elements in Pyrite in Appalachian Coals of Alabama and Kentucky, 2005 National Meeting of the American Society of Mining and Reclamation, June 19-23, p. 283-298.

Geological Survey of Alabama (GSA), 2010b, Digital Geologic Map of Alabama, URL: http://www.gsa.state.al.us, accessed November, 2010.

Goldhaber, M.B., Lee, R.C., Hatch, J.R., Pashin, J.C., and Treworgy, J., 2000, Distribution of a suite of elements including arsenic and mercury in Alabama coal, U.S. Geological Survey Miscellaneous Field Study Map MF-223

Goldhaber, M.B., Lee, R.C., Hatch, J.R., Pashin, J.C., and Treworgy, J., 2002, The role of large-scale fluid flow in subsurface arsenic enrichment, In: Welch, A., Stollenwerk, K (Eds.), Arsenic in Ground Water: Occurrence and Geochemistry, v. 5, p. 127-176

Jennings, S.P., and Cook, M.R., 2010, A Report to the Hanceville Water Works and Sewer Board, Open File Report 1001

Kolker, A., and Nordstrom, D.K. 1997, Occurrence and Micro-Distribution of Arsenic in Pyrite, U.S. Geological Survey

O'Rear, D.M., Wahl, K.D., and Jefferson, P.O., 1972, Water availability and geology of Walker County, Alabama: Geological Survey of Alabama Map 120, 21p.

Palmer, C.A., Oman, C.L., Park, A.J., and Luppens, J.A., 2015, The U.S. Geological Survey coal quality (COALQUAL) database version 3.0: U.S. Geological Survey Data Series 975, 43 p.with appendixes, http://dx.doi.org/10.3133/ds975.

Pashin, J.C., and Raymond, D.E., 2004, Glacial-eustatic control of coalbed methane reservoir distribution (Pottsville Formation; Lower Pennsylvanian) in the Black Warrior Basin of Alabama: Tuscaloosa,

Pashin, J.C., 2007, Hydrodynamics of Coalbed Methane Reservoirs in the Black Warrior Basin: Key to Understanding Reservoir Performance and Environmental Issues, Applied Geochemistry, v. 22, I. 10, p. 2257-2272

Raymond, D.E., Osborne, W.E., Copeland, C.W. Jr, and Neathery, T.L., 1988, Alabama Stratigraphy: Alabama Geological Survey Circular, v. 140, p. 1-97

Sapp, C.D., and Emplaincourt, J., 1975, Physiographic regions of Alabama, Special Map 168, Geological Survey of Alabama

Stricklin, V.E., 1989, Geohydrology and Susceptibility of Major Aquifers to Surface Contamination in Alabama: Area 3, U.S. Geological Survey, Water-Resources Investigations Report 88-4120

U.S. Environmental Protection Agency (EPA), 2004, Evaluation of Sampling and Field-Filtration Methods for the Analysis of Trace Metals In Groundwater Project Summary, EPA/600/SR-94/119

United States Geological Survey (USGS), 1982 (Photo revised 1983), Sylvan Springs Quadrangle, 7.5 Minute Series Topographic Map

Ward II, W.E., Barnett, R.L., Rheams, L.J., 1989, Coal Resources of Walker County, Alabama, Geological Survey of Alabama, Special Map 205

# Figures

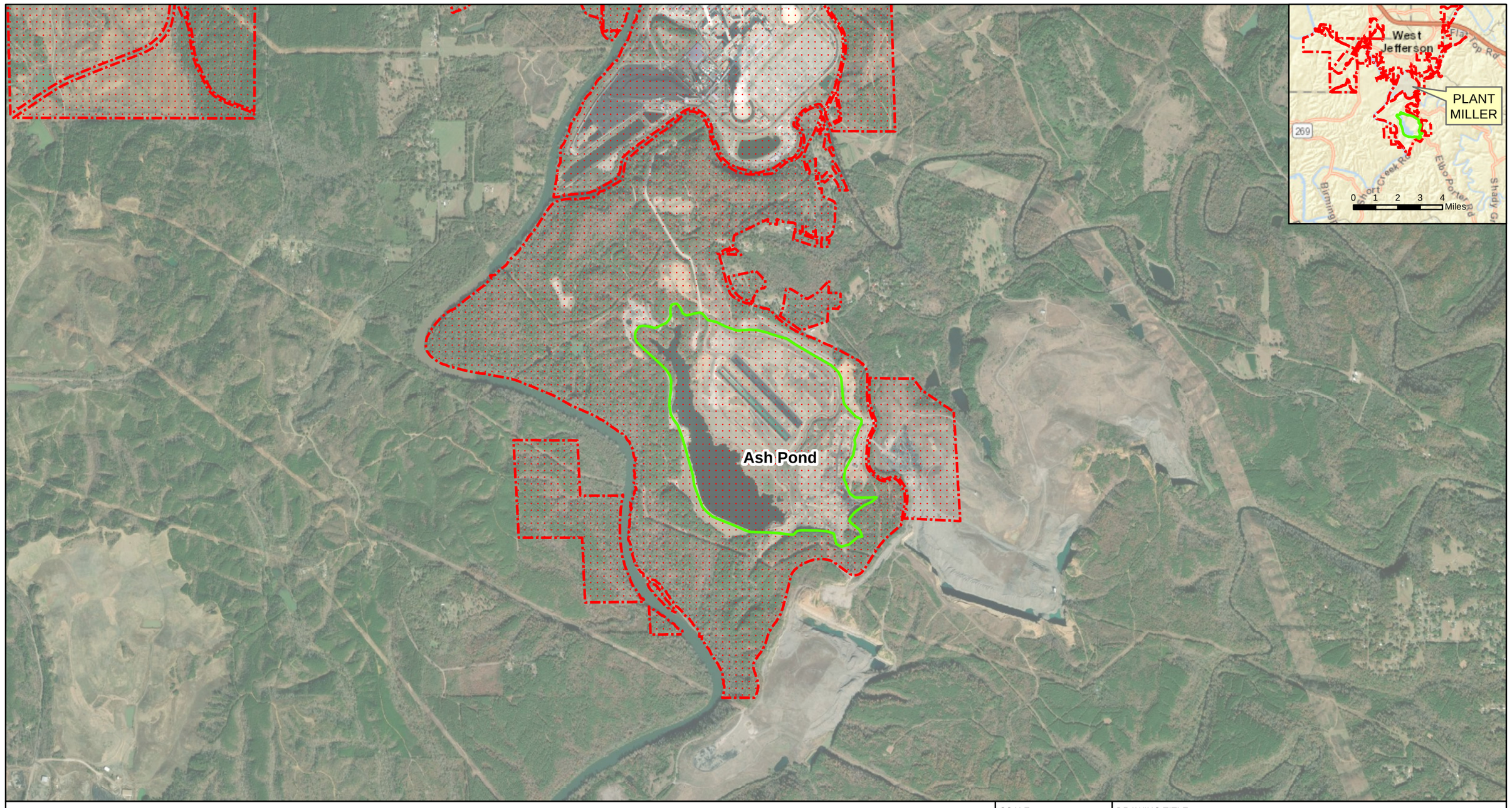


**Legend**

- Ash Pond Boundary
- Property Boundary (Approximate)

N

0 1,000 2,000 4,000 6,000 8,000 Feet

| | |
|---|---|
| SCALE | 1:24000 |
| DATE | 12/16/2020 |
| DRAWN BY | KWR |
| CHECKED BY | GBD |

DRAWING TITLE

SITE LOCATION MAP
PLANT MILLER ASH POND

FIGURE NO

**FIGURE 1**

Southern Company

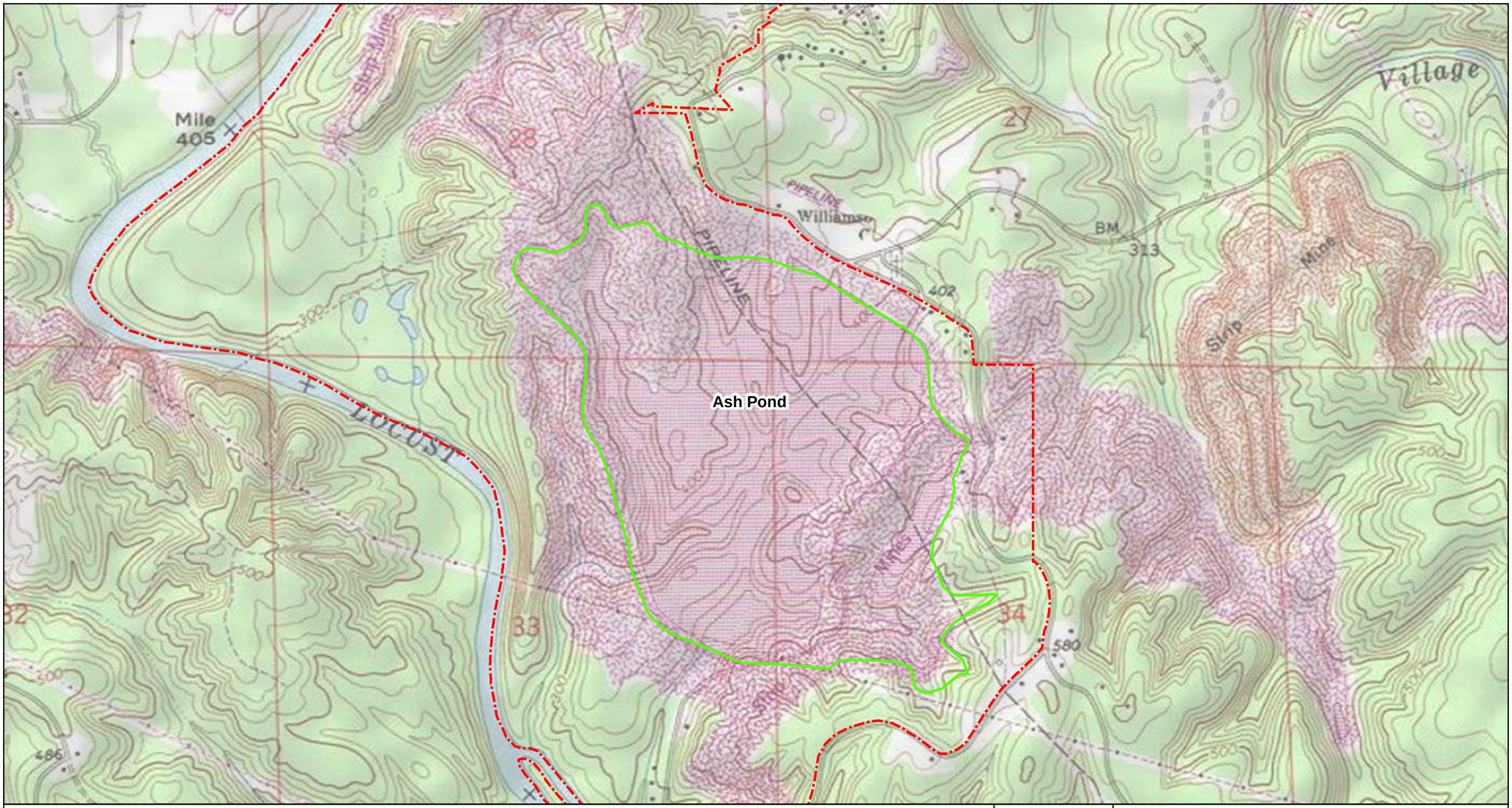


**Legend**

- Property Boundary (Approximate)
- Ash Pond Boundary

N

0 1,000 2,000 4,000 Feet

| | |
|---|---|
| SCALE | 1:12000 |
| DATE | 6/19/2020 |
| DRAWN BY | KAR |
| CHECKED BY | GBD |

DRAWING TITLE

SITE TOPOGRAPHIC MAP
PLANT MILLER ASH POND

FIGURE NO

**FIGURE 2**

Southern Company

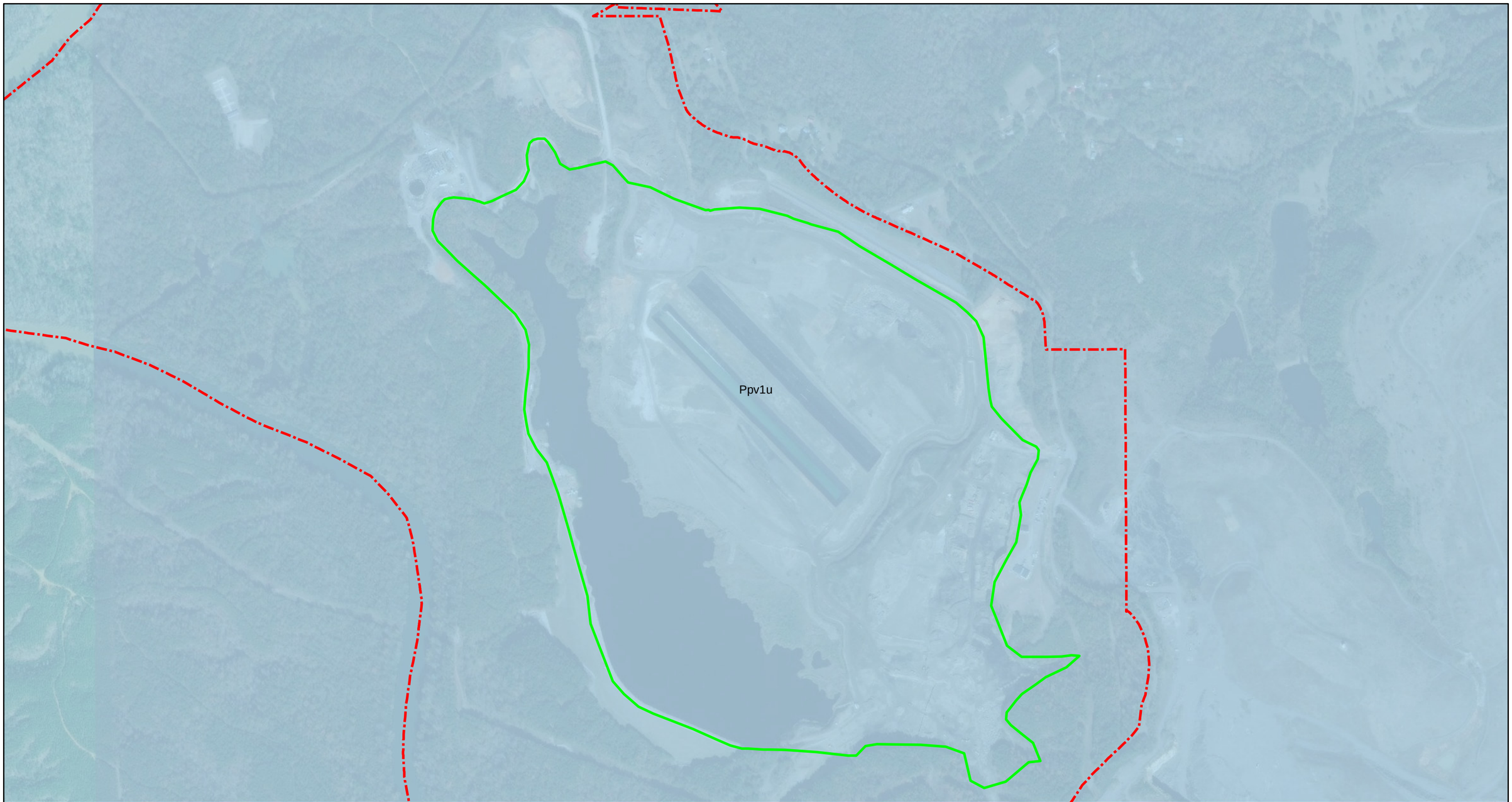


**Legend**

Ash Pond Boundary

Property Boundary (Approximate)

**Geologic Units**

Pottsville Formation (upper part), Appalachian Plateaus (Ppv1u)

N

0 750 1,500 3,000 Feet

| | |
|---|---|
| SCALE | 1:9000 |
| DATE | 6/19/2020 |
| DRAWN BY | KAR |
| CHECKED BY | GBD |

DRAWING TITLE

SITE GEOLOGIC MAP
PLANT MILLER ASH POND

FIGURE NO

**FIGURE 3**

Southern Company

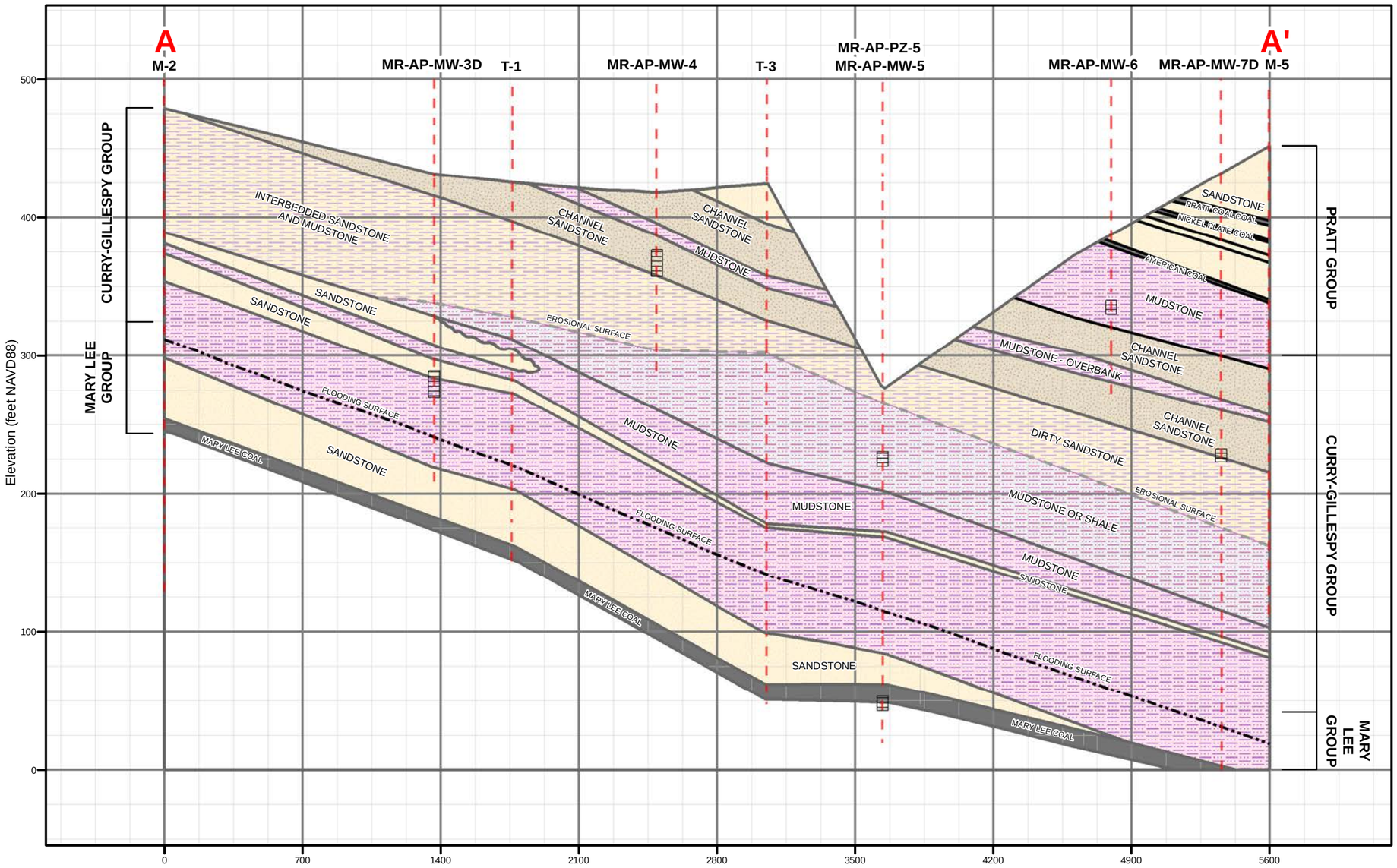


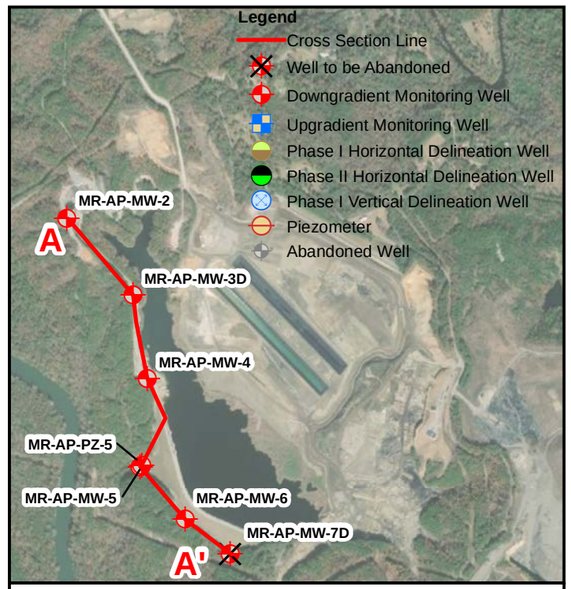


Notes: 1. Stratagraphic layers were correlated using a combination of boring data and gamma logs.
2. Approximate Groundwater Elevation data are reported using North American Vertical Datum of 1988 (NAVD88).
3. Pratt Group Strata are projected onto this cross section.

**Legend**

Screen Interval
Monitoring Well Location
Strata Boundary
Flooding Surface
Erosional Surface

Geologic Units

Mudstone or Shale
Mudstone
Interbedded Mudstone and Sandstone
Channel Sandstone
Sandstone
Coal

| | |
|---|---|
| SCALE | As Shown |
| DATE | 9/25/2020 |
| DRAWN BY | KWR |
| CHECKED BY | GBD |

DRAWING TITLE

# GEOLOGIC CROSS SECTION A - A'
# PLANT MILLER ASH POND

FIGURE NO

**FIGURE 4A**

Southern Company

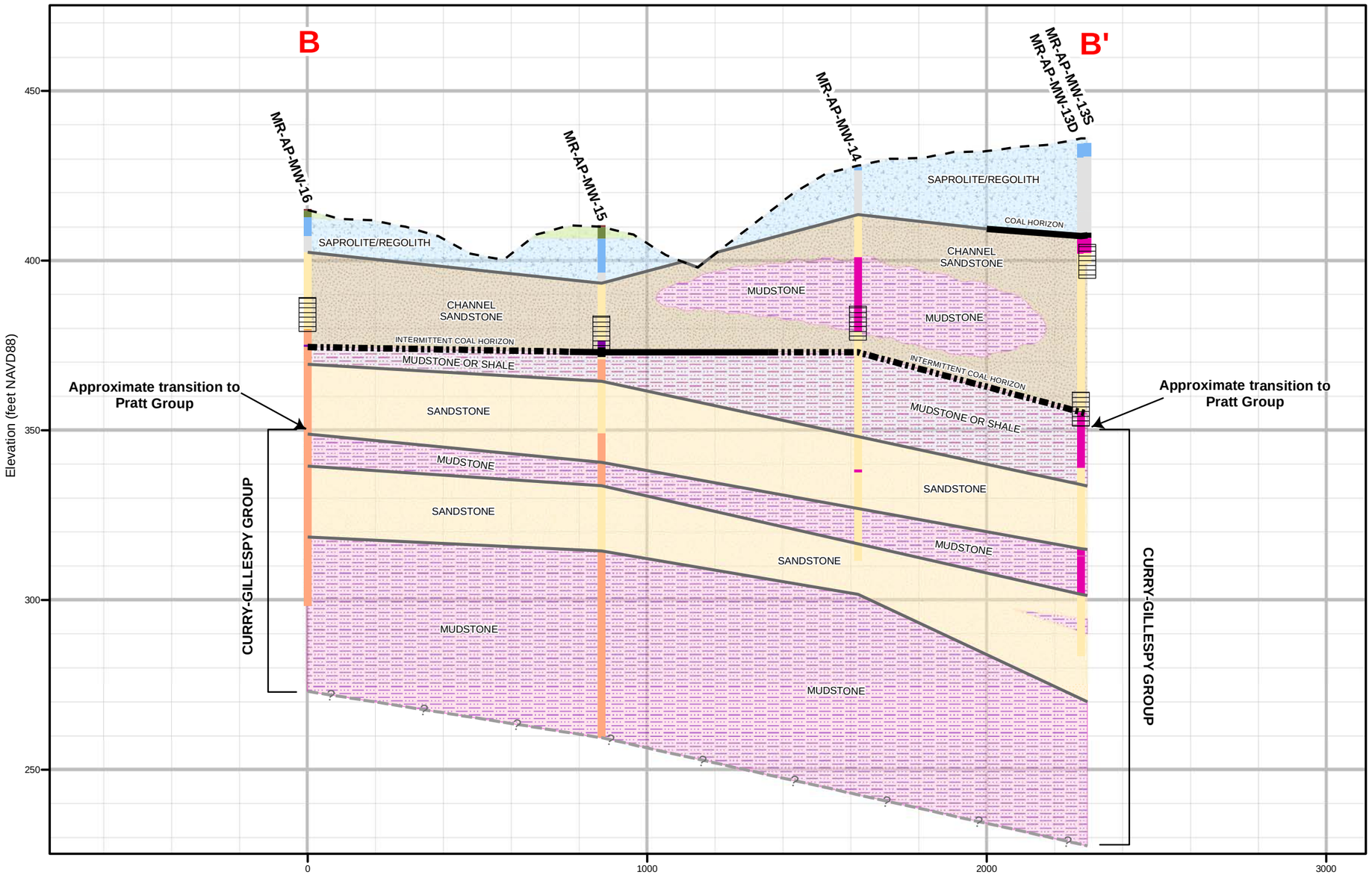


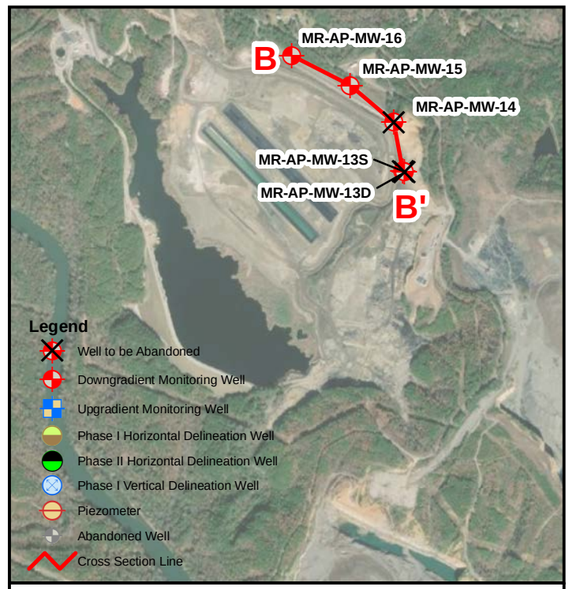


Notes: 1. Stratagraphic layers were correlated using a combination of boring data and gamma logs.
2. Source of ground surface elevation data: Lidar
3. NAVD88 indicates North American Vertical Datum of 1988.

**Legend**

- Ground Surface Elevation
- Screen Interval
- Inferred Strata Boundary
- Strata Boundary
- Intermittent Coal
- Coal

Borehole Descriptions

- Coal
- Organic Silt
- Data unavailable
- Saprolite/Regolith
- Clayey Silt
- Sand
- Gravel and Sand
- Mudstone
- Shale
- Sandstone
- Interbedded Mudstone and Sandstone
- Sandstone with Thin Coal Beds
- Coal lense

Geologic Units

- Topsoil
- Saprolite/Regolith
- Mudstone or Shale
- Mudstone
- Channel Sandstone
- Sandstone
- Coal

| | |
|---|---|
| SCALE | As Shown |
| DATE | 9/25/2020 |
| DRAWN BY | KWR |
| CHECKED BY | GBD |

DRAWING TITLE

GEOLOGIC CROSS SECTION B - B'
PLANT MILLER ASH POND

FIGURE NO

**FIGURE 4B**

Southern Company

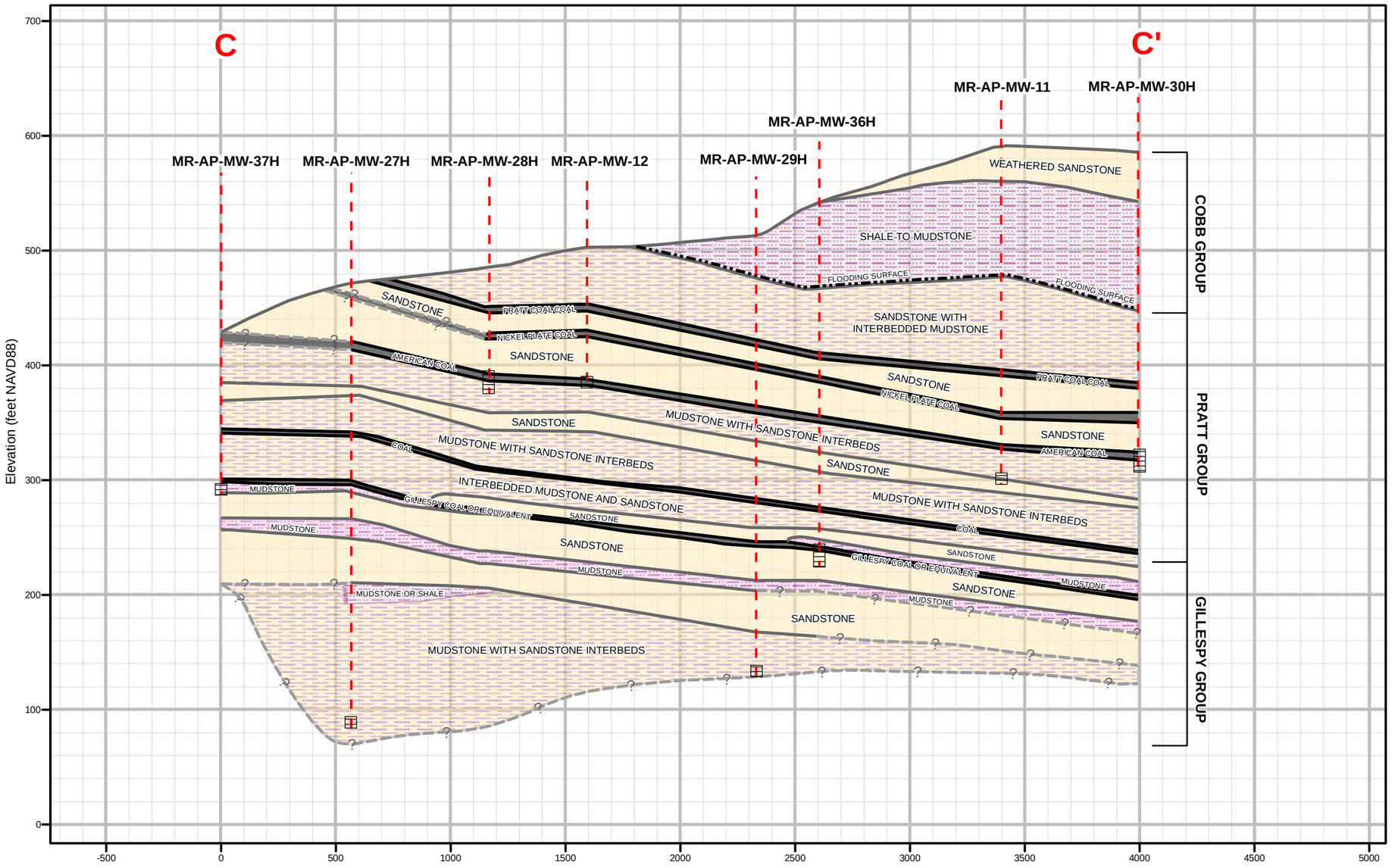


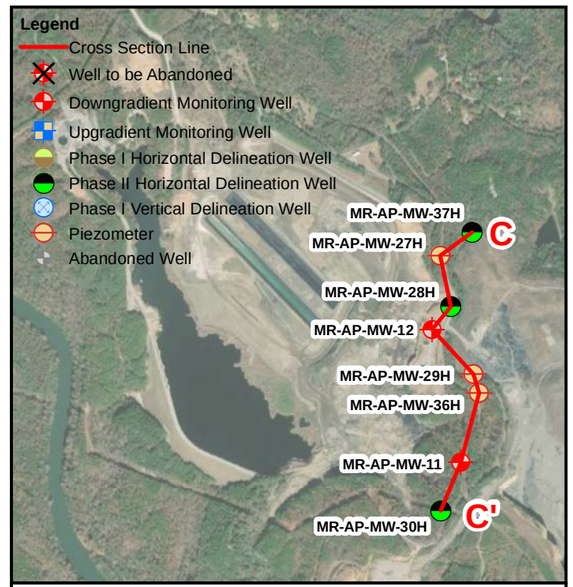


Notes: 1. Stratagraphic layers were correlated using a combination of boring data and gamma logs.
2. Approximate Groundwater Elevation data are reported using North American Vertical Datum of 1988 (NAVD88).

**Legend**

- Screen Interval
- Monitoring Well Location
- Strata Boundary
- Flooding Surface
- Inferred Strata Boundary
- Coal

Geologic Units

- Mudstone or Shale
- Mudstone
- Interbedded Mudstone and Sandstone
- Sandstone
- Coal

| | |
|---|---|
| SCALE | As Shown |
| DATE | 9/25/2020 |
| DRAWN BY | KWR |
| CHECKED BY | GBD |

DRAWING TITLE

GEOLOGIC CROSS SECTION C - C'
PLANT MILLER ASH POND

FIGURE NO

**FIGURE 4C**

Southern Company

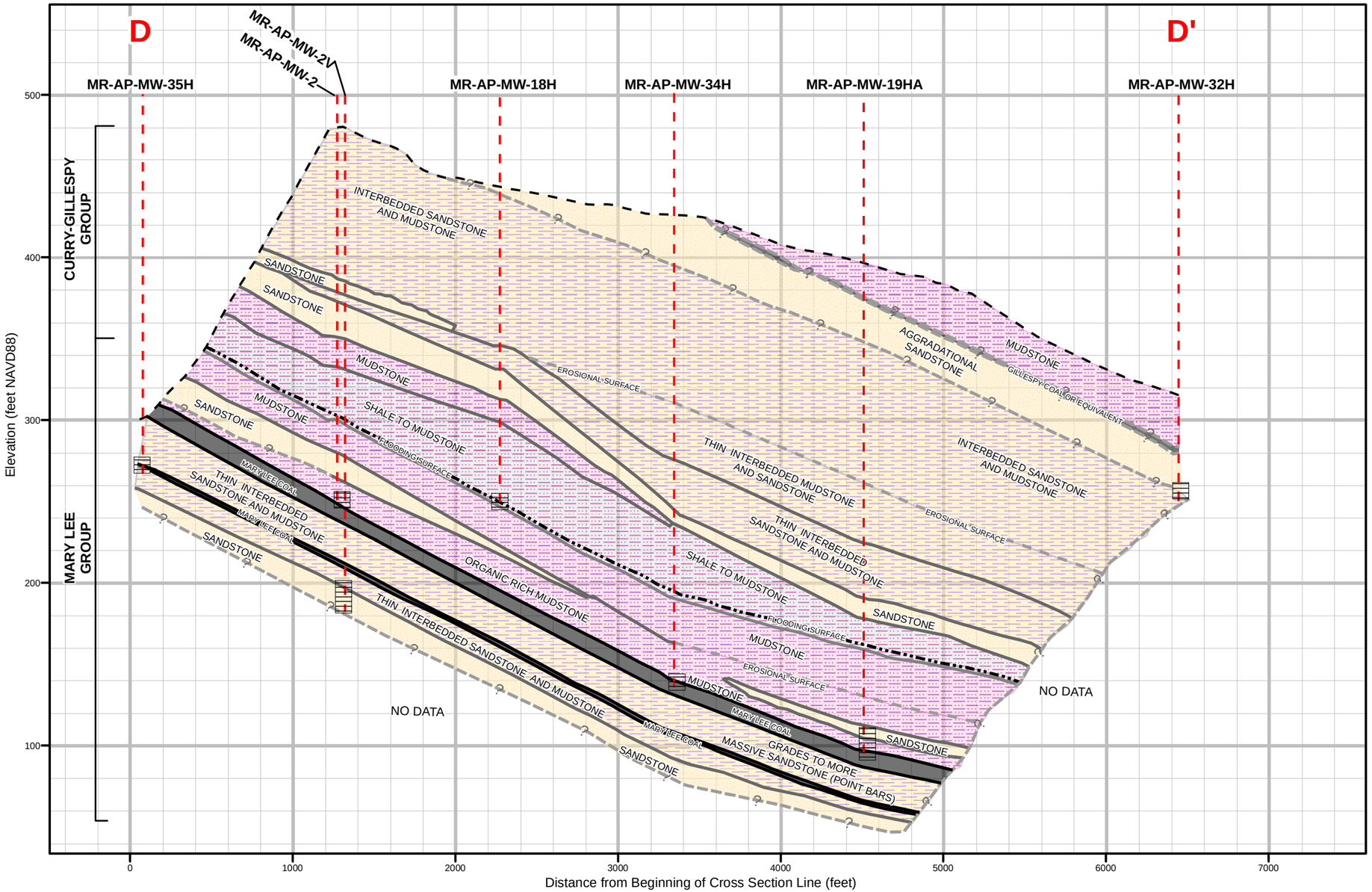


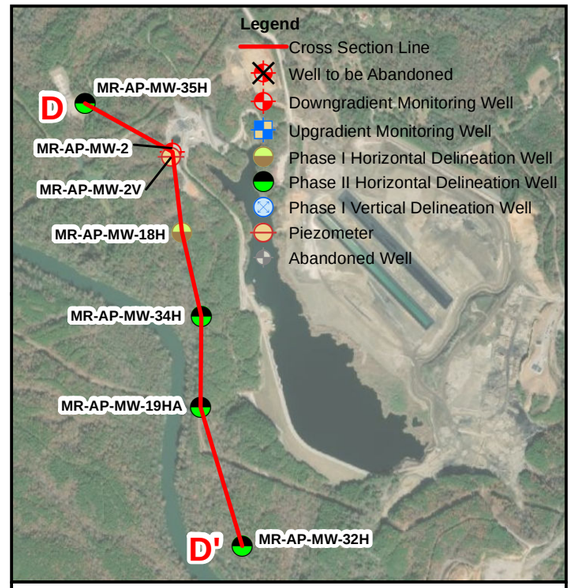


Notes: 1. Stratigraphic layers were correlated using a combination of boring data and gamma logs.
2. Approximate Groundwater Elevation data are reported using North American Vertical Datum of 1988 (NAVD88).

**Legend**

- Screen Interval
- Monitoring Well Location
- Coal
- Group Boundary
- Ground Surface Elevation
- Inferred Strata Boundary
- Strata Boundary
- Flooding Surface
- Erosional Surface

Geologic Units

- Shale to Mudstone
- Mudstone
- Interbedded Mudstone and Sandstone
- Sandstone
- Coal

| | |
|---|---|
| SCALE | As Shown |
| DATE | 9/25/2020 |
| DRAWN BY | MDM |
| CHECKED BY | GBD |

DRAWING TITLE

# GEOLOGIC CROSS SECTION D - D'
# PLANT MILLER ASH POND

FIGURE NO

**FIGURE 4D**

Southern Company

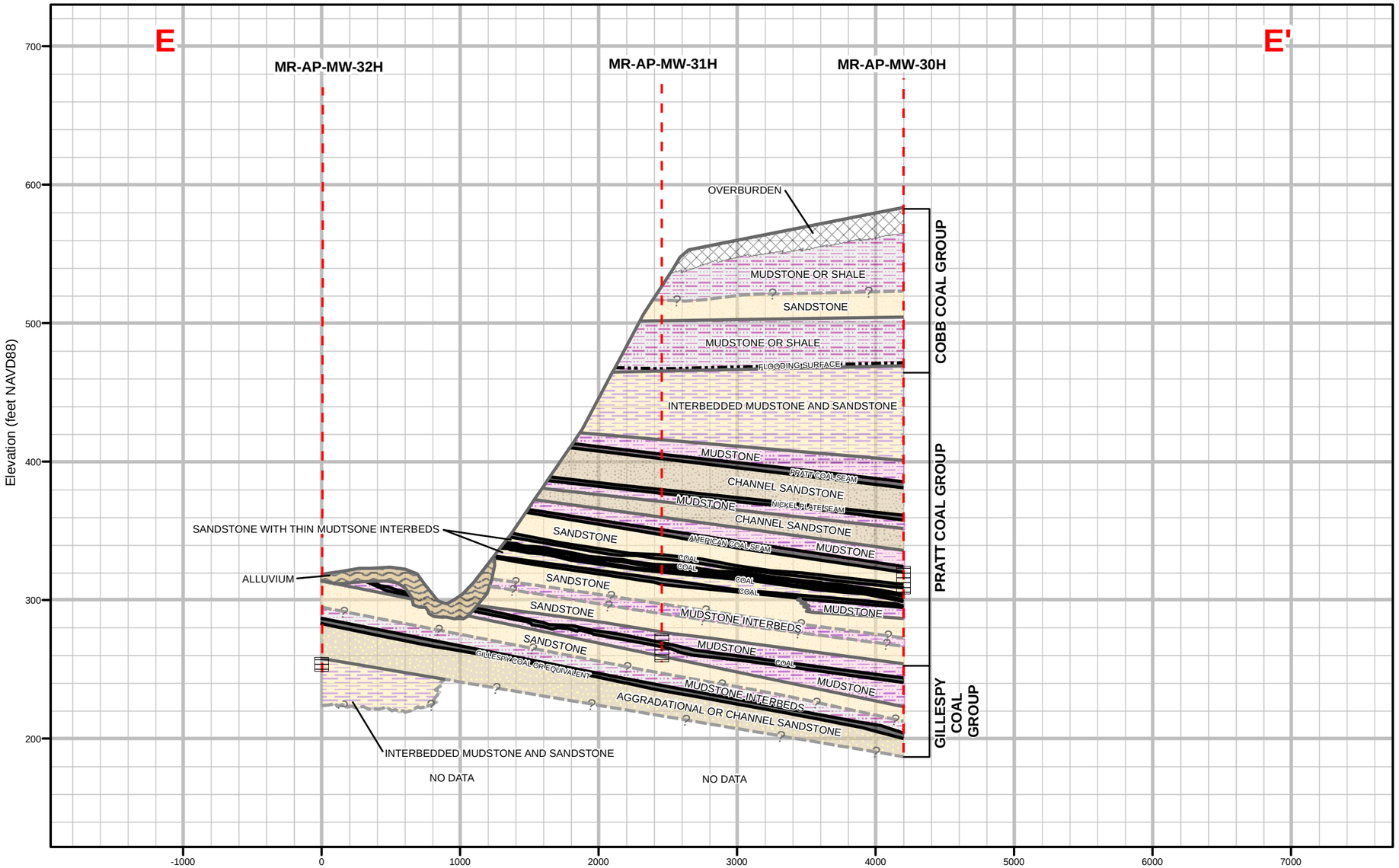


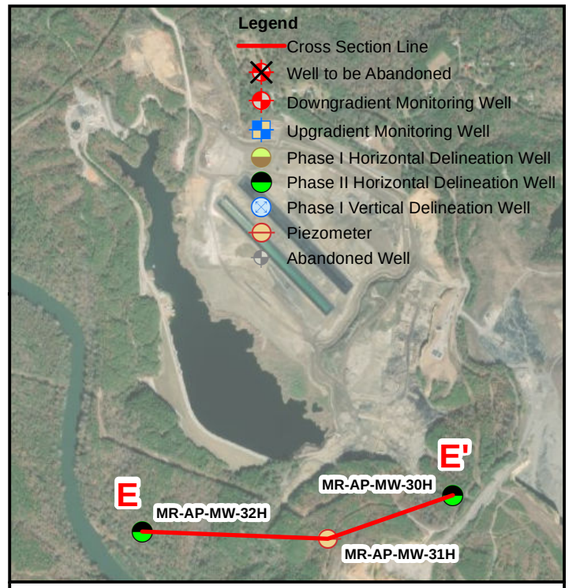

Notes: 1. Stratagraphic layers were correlated using a combination of boring data and gamma logs.
2. Approximate Groundwater Elevation data are reported using North American Vertical Datum of 1988 (NAVD88).
3. Approximately 260 feet down to Mary Lee

**Legend**

- Screen Interval
- Monitoring Well Location
- Inferred Strata Boundary
- Strata Boundary
- Flooding Surface
- Erosional Surface
- Coal

Geological Units

- Alluvium
- Overburden
- Mudstone or Shale
- Mudstone
- Interbedded Mudstone and Sandstone
- Channel Sandstone
- Aggradational or Channel Sandstone
- Sandstone
- Coal

| | |
|---|---|
| SCALE | As Shown |
| DATE | 9/24/2020 |
| DRAWN BY | JEM |
| CHECKED BY | GBD |

DRAWING TITLE

# GEOLOGIC CROSS SECTION E - E'
# PLANT MILLER ASH POND

FIGURE NO

**FIGURE 4E**

Southern Company

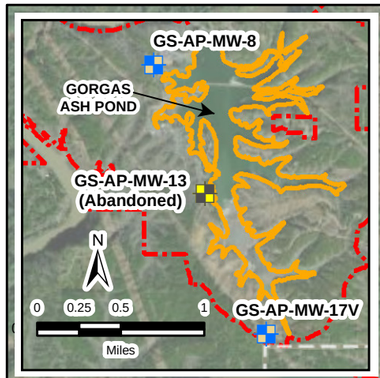


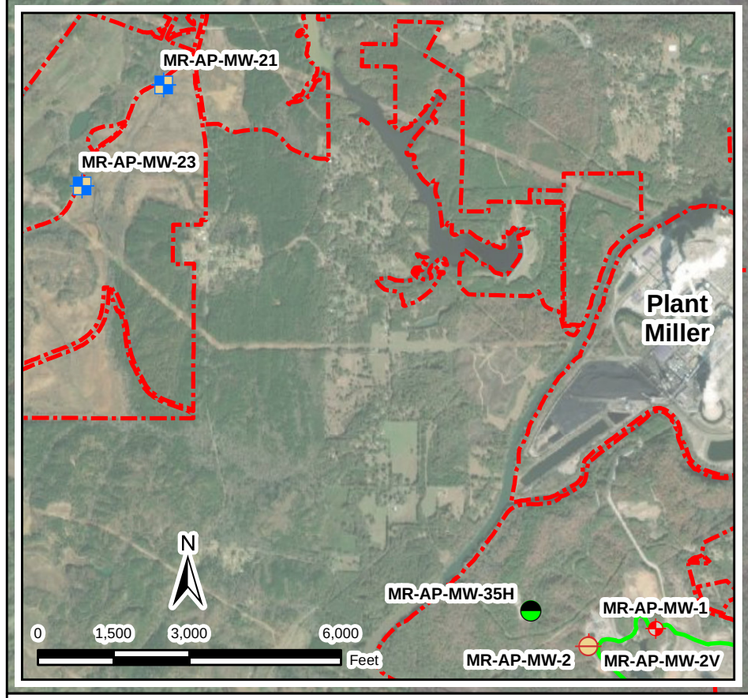


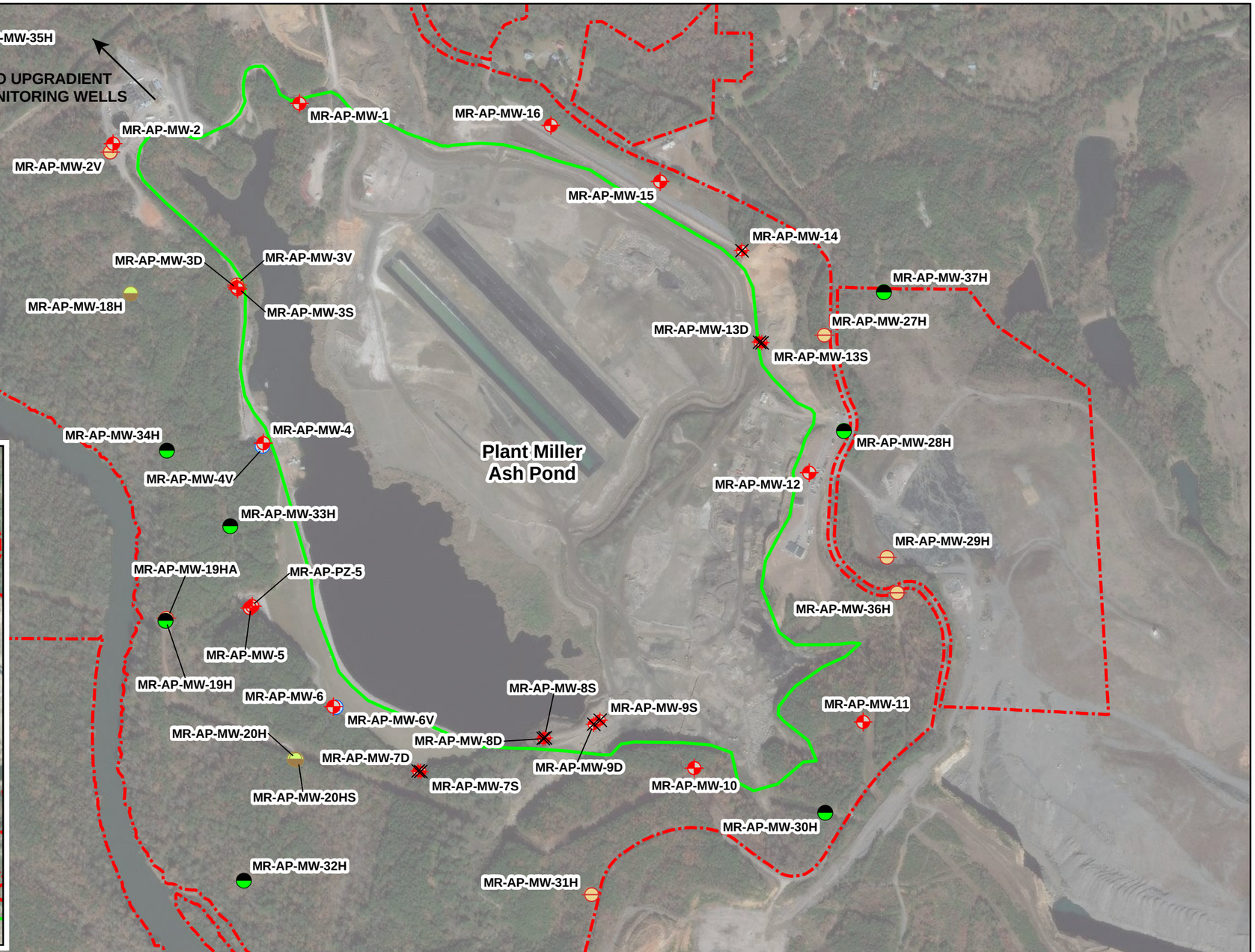


**Legend**

- Well to be Abandoned and Relocated
- Downgradient Monitoring Well
- Upgradient Monitoring Well
- Abandoned Upgradient Monitoring Well
- Phase I Horizontal Delineation Well
- Phase I Vertical Delineation Well
- Phase II Horizontal Delineation Well
- Piezometer
- Ash Pond Boundary (Plant Gorgas)
- Ash Pond Boundary (Plant Miller)
- Property Boundary (Approximate)

N

0 500 1,000 2,000 Feet

| | |
|---|---|
| SCALE | 1:9600 |
| DATE | 1/28/2021 |
| DRAWN BY | KAR |
| CHECKED BY | GBD |

DRAWING TITLE

# MONITORING WELL LOCATION MAP
# FIRST SEMI-ANNUAL MONITORING EVENT
# PLANT MILLER ASH POND

FIGURE NO

**FIGURE 5A**

Southern Company

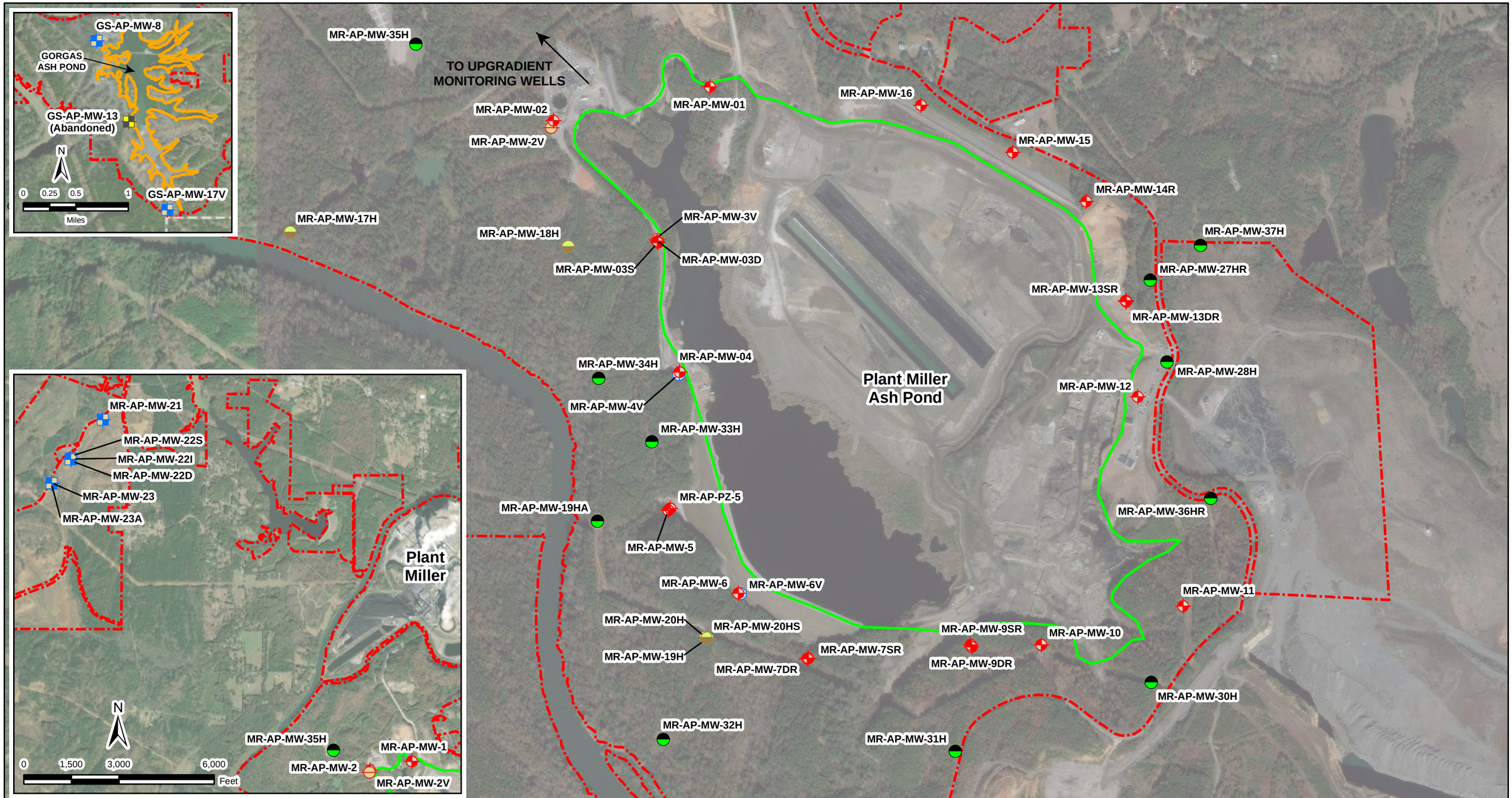


**Legend**

- Downgradient Monitoring Well
- Upgradient Monitoring Well
- Abandoned Upgradient Monitoring Well
- Phase I Horizontal Delineation Well
- Phase I Vertical Delineation Well
- Phase II Horizontal Delineation Well
- Piezometer
- Ash Pond Boundary (Plant Gorgas)
- Ash Pond Boundary (Plant Miller)
- Property Boundary (Approximate)

N

0 500 1,000 2,000 Feet

| | |
|---|---|
| SCALE | 1:9600 |
| DATE | 1/28/2021 |
| DRAWN BY | KAR |
| CHECKED BY | GBD |

DRAWING TITLE

MONITORING WELL LOCATION MAP
SECOND SEMI-ANNUAL MONITORING EVENT
PLANT MILLER ASH POND

FIGURE NO

**FIGURE 5B**

Southern Company

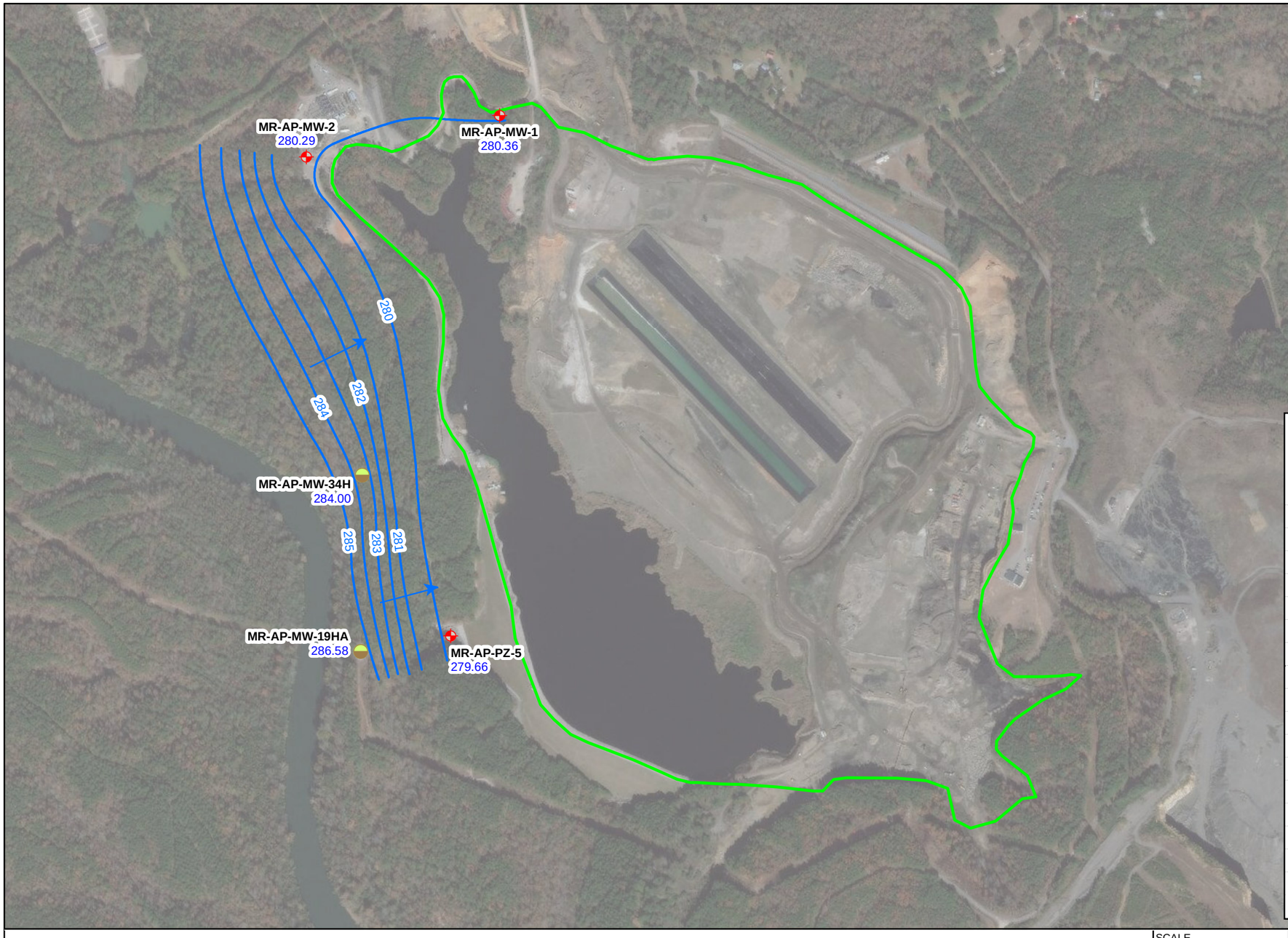


| Well ID | Purpose | Groundwater Elevation |
|---|---|---|
| MR-AP-MW-2V | Piezometer | 213.67 |
| MR-AP-MW-3S | Downgradient | 350.33 |
| MR-AP-MW-3D | Downgradient | 327.69 |
| MR-AP-MW-3V | Piezometer | 282.30 |
| MR-AP-MW-4 | Downgradient | 381.42 |
| MR-AP-MW-5 | Downgradient | 279.22 |
| MR-AP-MW-17H | Horizontal Delineation | 257.49 |
| MR-AP-MW-18H | Horizontal Delineation | 286.03 |
| MR-AP-MW-19H | Piezometer | 144.04 |
| MR-AP-MW-20HS | Horizontal Delineation | 346.33 |
| MR-AP-MW-30H | Horizontal Delineation | 364.53 |
| MR-AP-MW-27H | Piezometer | 174.02 |
| MR-AP-MW-29H | Piezometer | 353.07 |
| MR-AP-MW-31H | Piezometer | 321.78 |
| MR-AP-MW-33H | Horizontal Delineation | 310.15 |
| MR-AP-MW-35H | Horizontal Delineation | 296.01 |

Wells in this table were excluded from potentiometric surface contouring and were excluded from Figure 6A through 6E.

**Legend**

- Downgradient Monitoring Well
- Horizontal Delineation Well
- Ash Pond Boundary
- Conceptual Potentiometric Surface Contour (ft NAVD88)
- Approximate Groundwater Flow Direction

**MR-AP-MW-1** Well ID
280.36 Groundwater Elevation

N

0 500 1,000 2,000 Feet

NOTES:
1. ft NAVD88 indicates feet above the North American Vertical Datum of 1988.
2. NM indicates not measured.
3. Wells MW-1, MW-2, MW-19HA, MW-34H, PZ-5 are the only locations screened across the Mary Lee Coal aquifer unit.

| | |
|---|---|
| SCALE | 1:9000 |
| DATE | 7/28/2020 |
| DRAWN BY | KAR |
| CHECKED BY | GBD |

DRAWING TITLE
POTENTIOMETRIC SURFACE CONTOUR MAP
MARCH 2, 2020
MARY LEE AQUIFER
PLANT MILLER ASH POND

FIGURE NO
**FIGURE 6A**

Southern Company

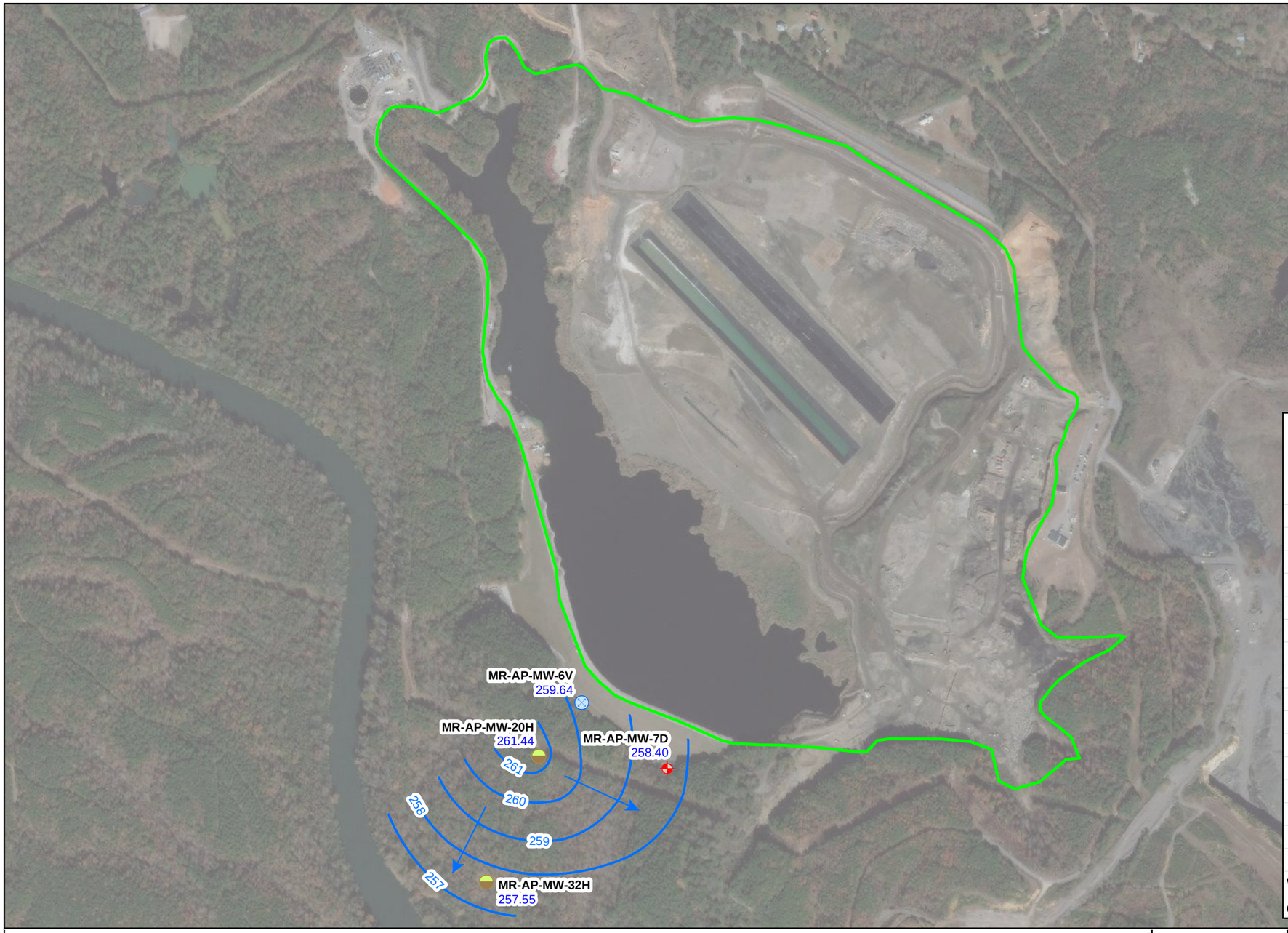


| Well ID | Purpose | Groundwater Elevation |
|---|---|---|
| MR-AP-MW-2V | Piezometer | 213.67 |
| MR-AP-MW-3S | Downgradient | 350.33 |
| MR-AP-MW-3D | Downgradient | 327.69 |
| MR-AP-MW-3V | Piezometer | 282.30 |
| MR-AP-MW-4 | Downgradient | 381.42 |
| MR-AP-MW-5 | Downgradient | 279.22 |
| MR-AP-MW-17H | Horizontal Delineation | 257.49 |
| MR-AP-MW-18H | Horizontal Delineation | 286.03 |
| MR-AP-MW-19H | Piezometer | 144.04 |
| MR-AP-MW-20HS | Horizontal Delineation | 346.33 |
| MR-AP-MW-30H | Horizontal Delineation | 364.53 |
| MR-AP-MW-27H | Piezometer | 174.02 |
| MR-AP-MW-29H | Piezometer | 353.07 |
| MR-AP-MW-31H | Piezometer | 321.78 |
| MR-AP-MW-33H | Horizontal Delineation | 310.15 |
| MR-AP-MW-35H | Horizontal Delineation | 296.01 |

Wells in this table were excluded from potentiometric surface contouring and were excluded from Figure 6A through 6E.

**Legend**

- Conceptual Potentiometric Suface Contour (ft NAVD88)
- Approximate Groundwater Flow Direction
- Ash Pond Boundary
- Downgradient Monitoring Well (Gillespy Aquifer)
- Horizontal Delineation Well
- Vertical Delineation Well

**MR-AP-MW-6V** Well ID
259.64 Groundwater Elevation

N

0 500 1,000 2,000 Feet

NOTES: 1. ft NAVD88 indicates feet above North American Vertical Datum of 1988.
2. Potentiometric contour lines were generalized for depiction and ease of reader.
3. Wells MW-6V, MW-20H, MW-7D, and MW-32H monitor parallel-to-bedding-plane fractures within Gillespy Coal Group sandstones.

| | |
|---|---|
| SCALE | 1:9000 |
| DATE | 7/28/2020 |
| DRAWN BY | KAR |
| CHECKED BY | GBD |

DRAWING TITLE
POTENTIOMETRIC SURFACE CONTOUR MAP
MARCH 2, 2020
GILLESPY LOWER SANDSTONE UNIT(S)
PLANT MILLER ASH POND

FIGURE NO
**FIGURE 6B**

Southern Company

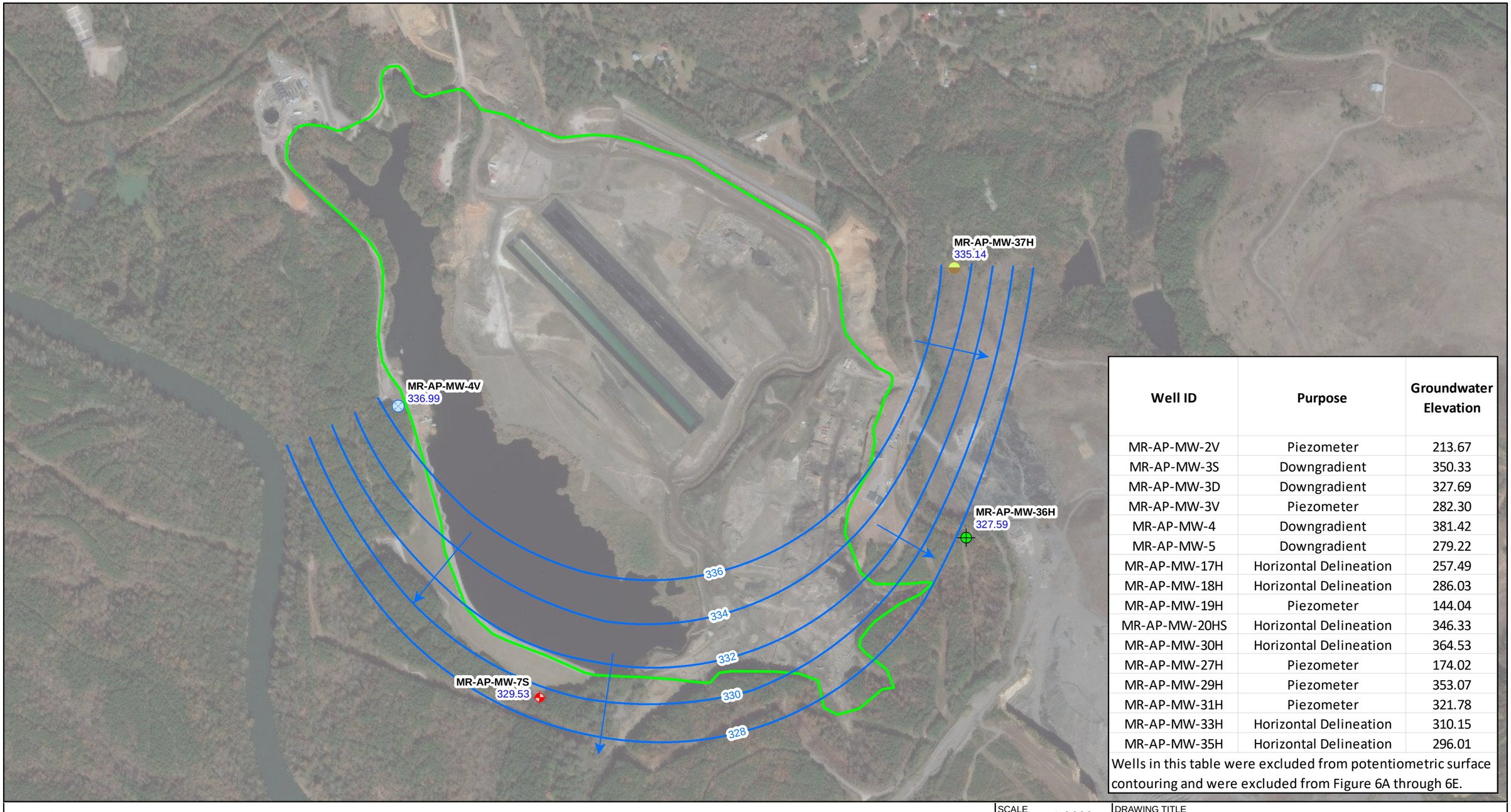


| Well ID | Purpose | Groundwater Elevation |
|---|---|---|
| MR-AP-MW-2V | Piezometer | 213.67 |
| MR-AP-MW-3S | Downgradient | 350.33 |
| MR-AP-MW-3D | Downgradient | 327.69 |
| MR-AP-MW-3V | Piezometer | 282.30 |
| MR-AP-MW-4 | Downgradient | 381.42 |
| MR-AP-MW-5 | Downgradient | 279.22 |
| MR-AP-MW-17H | Horizontal Delineation | 257.49 |
| MR-AP-MW-18H | Horizontal Delineation | 286.03 |
| MR-AP-MW-19H | Piezometer | 144.04 |
| MR-AP-MW-20HS | Horizontal Delineation | 346.33 |
| MR-AP-MW-30H | Horizontal Delineation | 364.53 |
| MR-AP-MW-27H | Piezometer | 174.02 |
| MR-AP-MW-29H | Piezometer | 353.07 |
| MR-AP-MW-31H | Piezometer | 321.78 |
| MR-AP-MW-33H | Horizontal Delineation | 310.15 |
| MR-AP-MW-35H | Horizontal Delineation | 296.01 |

Wells in this table were excluded from potentiometric surface contouring and were excluded from Figure 6A through 6E.

**Legend**

- Conceptual Potentiometric Suface Contour (ft NAVD88)
- Approximate Groundwater Flow Direction
- Ash Pond Boundary
- Downgradient Monitoring Well (Gillespy Aquifer)
- Horizontal Delineation Well
- Vertical Delineation Well
- Piezometer

**MR-AP-MW-7S** Well ID
329.53 Groundwater Elevation

N

0 500 1,000 2,000 Feet

NOTES: 1. ft NAVD88 indicates feet above North American Vertical Datum of 1988.
2. Potentiometric contour lines were generalized for depiction and ease of reader.
3. Wells MW-4V, MW-7S, MW-36H, and MW-37H are the only wells screened within the upper Gillespy Coal Group sandstones.

| | |
|---|---|
| SCALE | 1:9000 |
| DATE | 7/28/2020 |
| DRAWN BY | KAR |
| CHECKED BY | GBD |

DRAWING TITLE
POTENTIOMETRIC SURFACE CONTOUR MAP
MARCH 2, 2020
GILLESPY UPPER SANDSTONE UNIT(S)
PLANT MILLER ASH POND

FIGURE NO
**FIGURE 6C**

Southern Company

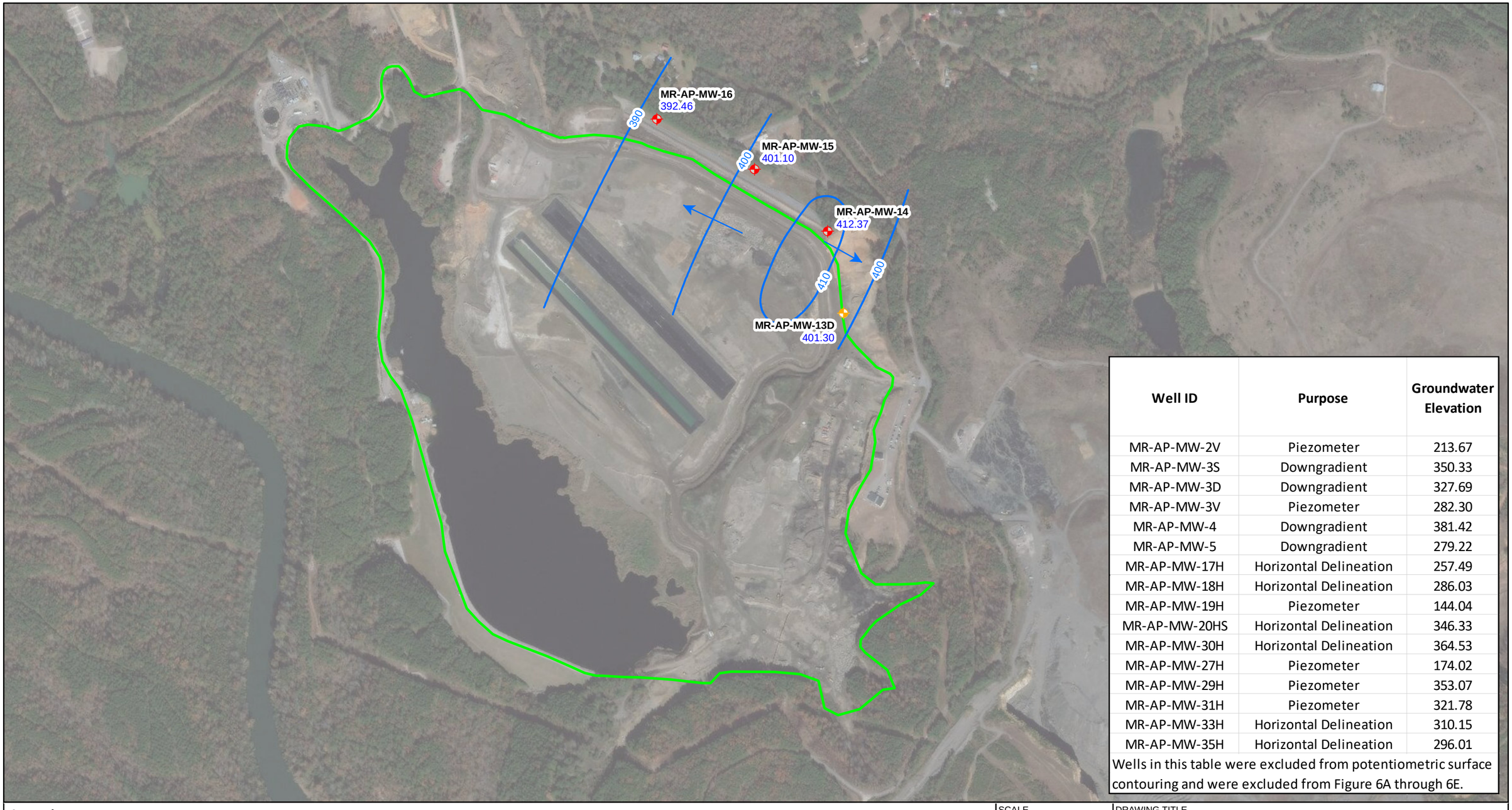


| Well ID | Purpose | Groundwater Elevation |
|---|---|---|
| MR-AP-MW-2V | Piezometer | 213.67 |
| MR-AP-MW-3S | Downgradient | 350.33 |
| MR-AP-MW-3D | Downgradient | 327.69 |
| MR-AP-MW-3V | Piezometer | 282.30 |
| MR-AP-MW-4 | Downgradient | 381.42 |
| MR-AP-MW-5 | Downgradient | 279.22 |
| MR-AP-MW-17H | Horizontal Delineation | 257.49 |
| MR-AP-MW-18H | Horizontal Delineation | 286.03 |
| MR-AP-MW-19H | Piezometer | 144.04 |
| MR-AP-MW-20HS | Horizontal Delineation | 346.33 |
| MR-AP-MW-30H | Horizontal Delineation | 364.53 |
| MR-AP-MW-27H | Piezometer | 174.02 |
| MR-AP-MW-29H | Piezometer | 353.07 |
| MR-AP-MW-31H | Piezometer | 321.78 |
| MR-AP-MW-33H | Horizontal Delineation | 310.15 |
| MR-AP-MW-35H | Horizontal Delineation | 296.01 |

Wells in this table were excluded from potentiometric surface contouring and were excluded from Figure 6A through 6E.

**Legend**

- Conceptual Potentiometric Suface Contour (ft NAVD88)
- Approximate Groundwater Flow Direction
- Ash Pond Boundary
- Downgradient Monitoring Well (Gillespy Aquifer)
- Downgradient Monitoring Well (Pratt Aquifer)
- **MR-AP-MW-13D** Well ID
- 401.30 Groundwater Elevation

N

0 500 1,000 2,000 Feet

NOTES: 1. ft NAVD88 indicates feet above North American Vertical Datum of 1988.
2. Potentiometric contour lines were generalized for depiction and ease of reader.
3. Wells MW-13D, MW-14, MW-15, and MW-16 are the only wells screened within the transition zone between the Gillespy Coal and Pratt Coal Groups.

SCALE 1:9000

DATE 7/28/2020

DRAWN BY KAR

CHECKED BY GBD

DRAWING TITLE

POTENTIOMETRIC SURFACE CONTOUR MAP
MARCH 2, 2020
GILLESPY COAL - PRATT TRANSITION ZONE
PLANT MILLER ASH POND

FIGURE NO

**FIGURE 6D**

Southern Company

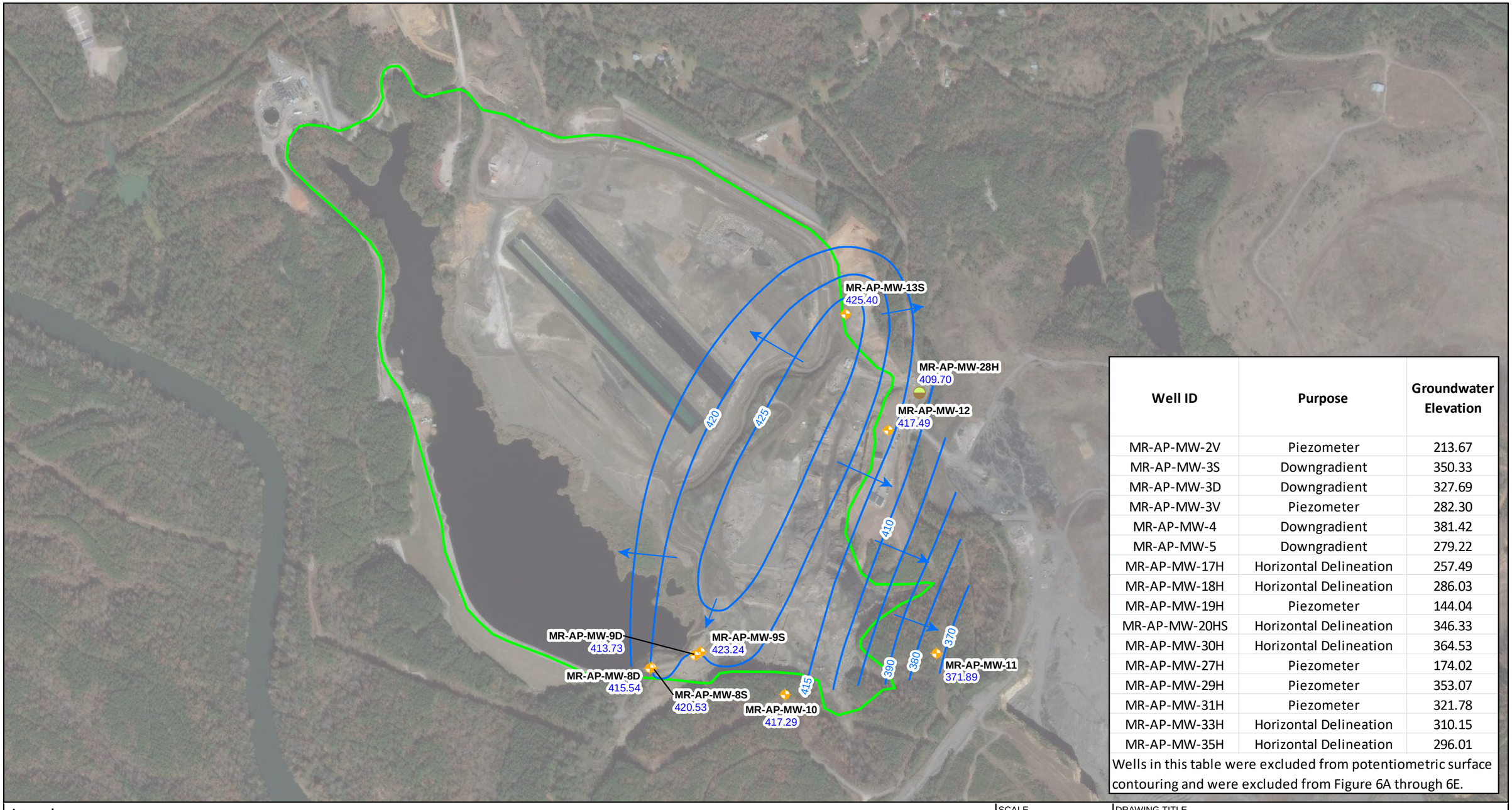


| Well ID | Purpose | Groundwater Elevation |
|---|---|---|
| MR-AP-MW-2V | Piezometer | 213.67 |
| MR-AP-MW-3S | Downgradient | 350.33 |
| MR-AP-MW-3D | Downgradient | 327.69 |
| MR-AP-MW-3V | Piezometer | 282.30 |
| MR-AP-MW-4 | Downgradient | 381.42 |
| MR-AP-MW-5 | Downgradient | 279.22 |
| MR-AP-MW-17H | Horizontal Delineation | 257.49 |
| MR-AP-MW-18H | Horizontal Delineation | 286.03 |
| MR-AP-MW-19H | Piezometer | 144.04 |
| MR-AP-MW-20HS | Horizontal Delineation | 346.33 |
| MR-AP-MW-30H | Horizontal Delineation | 364.53 |
| MR-AP-MW-27H | Piezometer | 174.02 |
| MR-AP-MW-29H | Piezometer | 353.07 |
| MR-AP-MW-31H | Piezometer | 321.78 |
| MR-AP-MW-33H | Horizontal Delineation | 310.15 |
| MR-AP-MW-35H | Horizontal Delineation | 296.01 |

Wells in this table were excluded from potentiometric surface contouring and were excluded from Figure 6A through 6E.

**Legend**

- Conceptual Potentiometric Suface Contour (ft NAVD88)
- Approximate Groundwater Flow Direction
- Ash Pond Boundary
- Downgradient Monitoring Well (Pratt Aquifer)
- Horizontal Delineation Well

**MR-AP-MW-8D** Well ID
415.54 Groundwater Elevation

N

0 500 1,000 2,000 Feet

NOTES: 1. ft NAVD88 indicates feet above North American Vertical Datum of 1988.
2. Groundwater elevations vary across different hydrostatic intervals of the Pratt as evidenced by shallow/deep well pairs indicating confining or semi-confining conditions. However, groundwater flow paths generally follow a similar overal pattern.

| | |
|---|---|
| SCALE | 1:9000 |
| DATE | 7/28/2020 |
| DRAWN BY | KAR |
| CHECKED BY | GBD |

DRAWING TITLE
POTENTIOMETRIC SURFACE CONTOUR MAP
MARCH 2, 2020
PRATT COAL GROUP (GENERALIZED)
PLANT MILLER ASH POND

FIGURE NO
**FIGURE 6E**

Southern Company

**Legend**

- Upgradient Monitoring Well — **MR-AP-MW-21** Well ID; 353.14 Groundwater Elevation
- Conceptual Potentiometric Suface Contour (ft NAVD88)
- Approximate Groundwater Flow Direction
- Property Boundary (Approximate)

N

0 500 1,000 2,000 Feet

NOTE: ft NAVD88 indicates feet above North American Vertical Datum of 1988.

| | |
|---|---|
| SCALE | 1:12000 |
| DATE | 7/28/2020 |
| DRAWN BY | KAR |
| CHECKED BY | GBD |

DRAWING TITLE

POTENTIOMETRIC SURFACE CONTOUR MAP
UPGRADIENT MONITORING WELLS
APRIL 9, 2020
PLANT MILLER ASH POND

FIGURE NO

**FIGURE 6F**

Southern Company

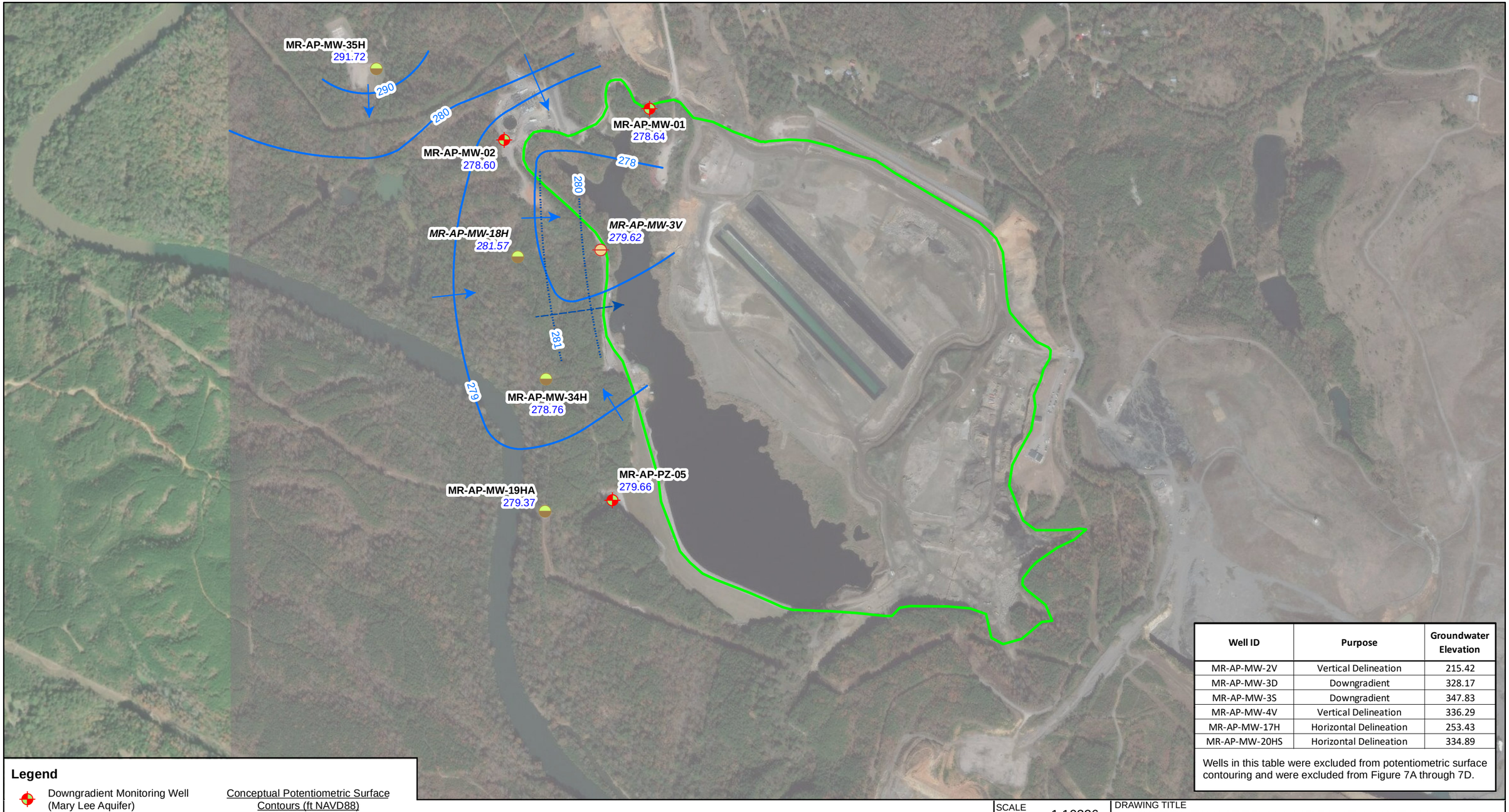


| Well ID | Purpose | Groundwater Elevation |
|---|---|---|
| MR-AP-MW-2V | Vertical Delineation | 215.42 |
| MR-AP-MW-3D | Downgradient | 328.17 |
| MR-AP-MW-3S | Downgradient | 347.83 |
| MR-AP-MW-4V | Vertical Delineation | 336.29 |
| MR-AP-MW-17H | Horizontal Delineation | 253.43 |
| MR-AP-MW-20HS | Horizontal Delineation | 334.89 |

Wells in this table were excluded from potentiometric surface contouring and were excluded from Figure 7A through 7D.

**Legend**

- Downgradient Monitoring Well (Mary Lee Aquifer)
- Horizontal Delineation Well
- Piezometer
- Ash Pond Boundary

**MR-AP-MW-1** Well ID
278.64 Groundwater Elevation

Conceptual Potentiometric Surface Contours (ft NAVD88)

- Mary Lee Aquifer
- Upper Mary Lee Group Contour
- Approximate Groundwater Flow Direction (Mary Lee Aquifer)
- Approximate Groundwater Flow Direction (Upper Mary Lee Group)

N

0 500 1,000 2,000 Feet

NOTES:
1. ft NAVD88 indicates feet above the North American Vertical Datum of 1988.
2. NM indicates not measured.
3. Wells MW-1, MW-2, MW-19HA, MW-34H, MW-35H, and PZ-5 are the only locations screened across the Mary Lee Coal aquifer unit.
4. Well MW-18H and piezometer MW-3V, labeled in italics, are screened in the Upper Mary Lee Group.

SCALE 1:10326

DATE 1/28/2021

DRAWN BY KAR

CHECKED BY GBD

DRAWING TITLE
POTENTIOMETRIC SURFACE CONTOUR MAP
OCTOBER 12, 2020
MARY LEE AQUIFER
PLANT MILLER ASH POND

FIGURE NO
**FIGURE 7A**

Southern Company

| Well ID | Purpose | Groundwater Elevation |
|---|---|---|
| MR-AP-MW-2V | Vertical Delineation | 215.42 |
| MR-AP-MW-3D | Downgradient | 328.17 |
| MR-AP-MW-3S | Downgradient | 347.83 |
| MR-AP-MW-4V | Vertical Delineation | 336.29 |
| MR-AP-MW-17H | Horizontal Delineation | 253.43 |
| MR-AP-MW-20HS | Horizontal Delineation | 334.89 |

Wells in this table were excluded from potentiometric surface contouring and were excluded from Figure 7A through 7D.

**Legend**

- Downgradient Monitoring Well (Gillespy Aquifer)
- Horizontal Delineation Well
- Vertical Delineation Well
- Ash Pond Boundary
- Conceptual Potentiometric Suface Contour (ft NAVD88)
- Approximate Groundwater Flow Direction
- **MR-AP-MW-6V** Well ID
- 259.28 Groundwater Elevation

N

0 500 1,000 2,000 Feet

NOTES: 1. ft NAVD88 indicates feet above North American Vertical Datum of 1988.
2. Potentiometric contour lines were generalized for depiction and ease of reader.
3. Wells MW-6V, MW-20H, MW-7DR, and MW-32H monitor parallel-to-bedding-plane fractures within Gillespy Coal Group sandstones.

SCALE 1:9000

DATE 1/28/2021

DRAWN BY KAR

CHECKED BY GBD

DRAWING TITLE
POTENTIOMETRIC SURFACE CONTOUR MAP
OCTOBER 12, 2020
GILLESPY LOWER SANDSTONE UNIT(S)
PLANT MILLER ASH POND

FIGURE NO **FIGURE 7B**

Southern Company

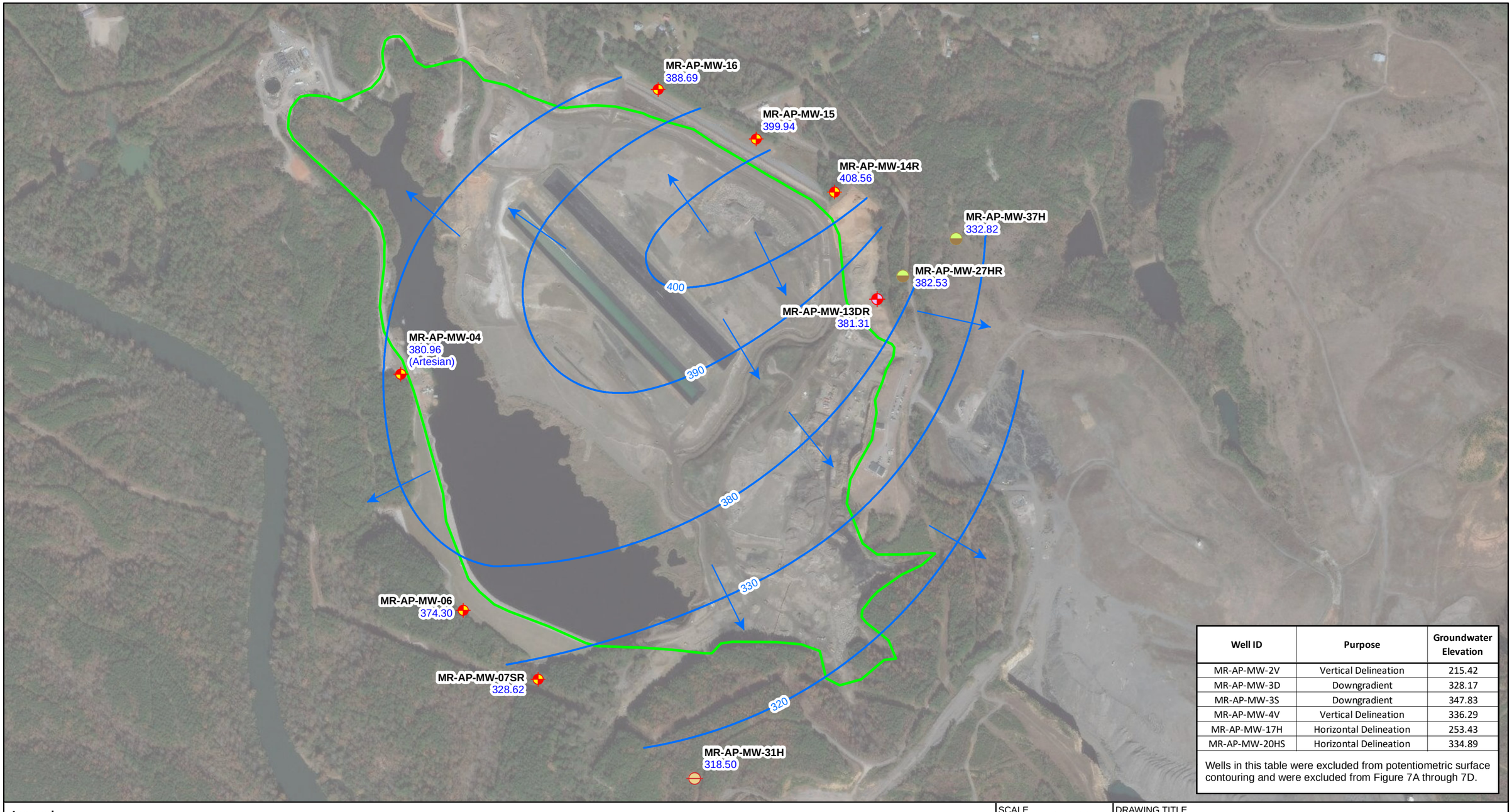


| Well ID | Purpose | Groundwater Elevation |
|---|---|---|
| MR-AP-MW-2V | Vertical Delineation | 215.42 |
| MR-AP-MW-3D | Downgradient | 328.17 |
| MR-AP-MW-3S | Downgradient | 347.83 |
| MR-AP-MW-4V | Vertical Delineation | 336.29 |
| MR-AP-MW-17H | Horizontal Delineation | 253.43 |
| MR-AP-MW-20HS | Horizontal Delineation | 334.89 |

Wells in this table were excluded from potentiometric surface contouring and were excluded from Figure 7A through 7D.

**Legend**

- Downgradient Monitoring Well (Gillespy Aquifer)
- Downgradient, Pratt Aquifer
- Horizontal Delineation Well
- Piezometer
- Conceptual Potentiometric Suface Contour (ft NAVD88)
- Approximate Groundwater Flow Direction
- Ash Pond Boundary

**MR-AP-MW-7SR** Well ID
328.62 Groundwater Elevation

N

0 500 1,000 2,000 Feet

NOTES: 1. ft NAVD88 indicates feet above North American Vertical Datum of 1988.
2. Potentiometric contour lines were generalized for depiction and ease of reader.
3. Wells MW-4V, MW-7SR, and MW-37H are the only wells screened within the upper Gillespy Coal Group sandstones.

| | |
|---|---|
| SCALE | 1:9000 |
| DATE | 1/28/2021 |
| DRAWN BY | KWR |
| CHECKED BY | GBD |

DRAWING TITLE
POTENTIOMETRIC SURFACE CONTOUR MAP
OCTOBER 12, 2020
GILLESPY - PRATT TRANSITION ZONE
PLANT MILLER ASH POND

FIGURE NO
**FIGURE 7C**

Southern Company

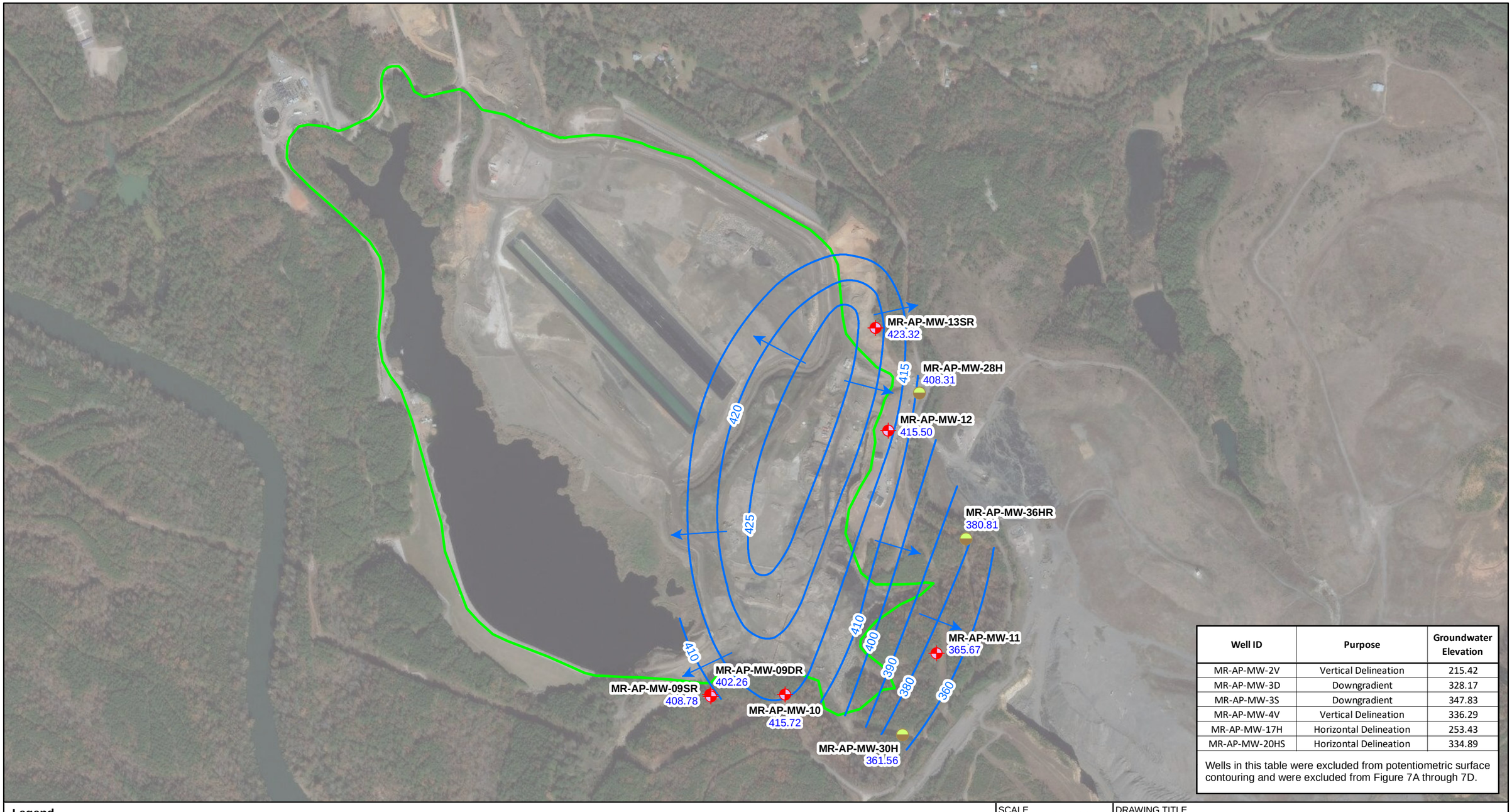


| Well ID | Purpose | Groundwater Elevation |
|---|---|---|
| MR-AP-MW-2V | Vertical Delineation | 215.42 |
| MR-AP-MW-3D | Downgradient | 328.17 |
| MR-AP-MW-3S | Downgradient | 347.83 |
| MR-AP-MW-4V | Vertical Delineation | 336.29 |
| MR-AP-MW-17H | Horizontal Delineation | 253.43 |
| MR-AP-MW-20HS | Horizontal Delineation | 334.89 |

Wells in this table were excluded from potentiometric surface contouring and were excluded from Figure 7A through 7D.

**Legend**

- Downgradient Monitoring Well (Pratt Aquifer)
- Horizontal Delineation Well
- Conceptual Potentiometric Suface Contour (ft NAVD88)
- Approximate Groundwater Flow Direction
- Ash Pond Boundary
- **MR-AP-MW-10** Well ID
- 415.72 Groundwater Elevation

N

0 500 1,000 2,000 Feet

NOTES: 1. ft NAVD88 indicates feet above North American Vertical Datum of 1988.
2. Groundwater elevations vary across different hydrostatic intervals of the Pratt as evidenced by shallow/deep well pairs indicating confining or semi-confining conditions. However, groundwater flow paths generally follow a similar overal pattern.

| | |
|---|---|
| SCALE | 1:9000 |
| DATE | 1/28/2021 |
| DRAWN BY | KWR |
| CHECKED BY | GBD |

DRAWING TITLE
POTENTIOMETRIC SURFACE CONTOUR MAP
OCTOBER12, 2020
PRATT COAL GROUP (GENERALIZED)
PLANT MILLER ASH POND

FIGURE NO
**FIGURE 7D**

Southern Company

**Legend**

- Upgradient Monitoring Well
- Conceptual Potentiometric Suface Contour (ft NAVD88)
- Approximate Groundwater Flow Direction

**MR-AP-MW-21** Well ID
347.20 Groundwater Elevation

N

0 500 1,000 2,000 Feet

NOTE: 1. ft NAVD88 indicates feet above North American Vertical Datum of 1988.

| | |
|---|---|
| SCALE | 1:12000 |
| DATE | 1/28/2021 |
| DRAWN BY | KAR |
| CHECKED BY | GBD |

DRAWING TITLE
POTENTIOMETRIC SURFACE CONTOUR MAP
DEEP UPGRADIENT MONITORING WELLS
OCTOBER 12, 2020
PLANT MILLER ASH POND

FIGURE NO
**FIGURE 7E**

Southern Company

**Legend**

- Upgradient Monitoring Well
- Conceptual Potentiometric Suface Contour (ft NAVD88)
- Approximate Groundwater Flow Direction

**MR-AP-MW-21** Well ID
347.20 Groundwater Elevation

N

0 500 1,000 2,000 Feet

NOTE: 1. ft NAVD88 indicates feet above North American Vertical Datum of 1988.

| | |
|---|---|
| SCALE | 1:12000 |
| DATE | 1/28/2021 |
| DRAWN BY | KAR |
| CHECKED BY | GBD |

DRAWING TITLE
POTENTIOMETRIC SURFACE CONTOUR MAP
SHALLOW UPGRADIENT MONITORING WELLS
OCTOBER 12, 2020
PLANT MILLER ASH POND

FIGURE NO
**FIGURE 7F**

Southern Company

# Tables

**Table 1.**
**Groundwater Monitoring Well Network Details**

| Well Name | Purpose | Installation Completion Date | Northing [1] | Easting [1] | Ground Elevation [2] | Top of Casing Elevation [2] | Well Depth (ft.) Below Top of Casing | Top of Screen Elevation [2,3] | Bottom of Screen Elevation [2,3] | Screen Length |
|---|---|---|---|---|---|---|---|---|---|---|
| ***GS-AP-MW-8** [4] | Upgradient | 2/26/2016 | 1323405.23 | 2062398.47 | 431.63 | 434.61 | 64.59 | 390.42 | 370.42 | 20 |
| ***GS-AP-MW-13** [4] | Upgradient | 2/4/2016 | 1319377.84 | 2064083.37 | 461.03 | 464.20 | 113.17 | 371.43 | 351.43 | 20 |
| ***GS-AP-MW-17V** [4] | Upgradient | 1/20/2019 | 1314967.05 | 2066096.42 | 528.57 | 531.45 | 151.40 | 400.45 | 380.45 | 20 |
| **MR-AP-MW-21** | Upgradient | 2/11/2019 | 1326580.08 | 2091841.98 | 369.94 | 373.18 | 183.64 | 199.54 | 189.54 | 10 |
| **MR-AP-MW-22S** | Upgradient | 8/25/020 | 1325325.37 | 2090863.99 | 362.02 | 364.64 | 50.00 | 324.14 | 314.14 | 10 |
| **MR-AP-MW-22I** | Upgradient | 8/20/2020 | 1325344.32 | 2090849.23 | 361.44 | 364.27 | 141.40 | 232.37 | 222.37 | 10 |
| **MR-AP-MW-22D** | Upgradient | 9/2/2020 | 1325324.47 | 2090833.03 | 361.37 | 364.49 | 203.20 | 170.79 | 160.79 | 10 |
| **MR-AP-MW-23** | Upgradient | 12/20/2019 | 1324564.34 | 2090232.04 | 350.03 | 352.43 | 67.57 | 294.46 | 284.46 | 10 |
| **MR-AP-MW-23A** | Upgradient | 8/18/2020 | 1324552.62 | 2090250.27 | 349.77 | 352.64 | 68.10 | 294.04 | 284.04 | 10 |
| **MR-AP-MW-1** | Downgradient | 4/18/2016 | 1315796.44 | 2101586.68 | 470.67 | 473.68 | 291.32 | 192.76 | 182.76 | 10 |
| **MR-AP-MW-2** | Downgradient | 3/9/2016 | 1315515.68 | 2100270.20 | 478.83 | 482.33 | 236.70 | 256.03 | 246.03 | 10 |
| **MR-AP-MW-3S** | Downgradient | 4/16/2016 | 1314490.68 | 2101150.36 | 433.34 | 436.27 | 138.80 | 307.87 | 297.87 | 10 |
| **MR-AP-MW-3D** | Downgradient | 2/6/2016 | 1314503.23 | 2101142.73 | 433.94 | 437.06 | 169.70 | 277.76 | 267.76 | 10 |
| **MR-AP-MW-4** | Downgradient | 2/7/2016 | 1313401.85 | 2101331.31 | 419.22 | 422.47 | 68.86 | 364.01 | 354.01 | 10 |
| **MR-AP-MW-5** | Downgradient | 2/8/2016 | 1312237.97 | 2101237.43 | 276.15 | 279.22 | 61.00 | 228.62 | 218.62 | 10 |
| **MR-AP-PZ-5** | Downgradient | 3/16/2016 | 1312254.52 | 2101252.27 | 277.22 | 279.66 | 220.80 | 69.26 | 59.26 | 10 |
| **MR-AP-MW-6** | Downgradient | 2/9/2016 | 1311543.40 | 2101826.03 | 371.03 | 374.30 | 45.55 | 339.15 | 329.15 | 10 |
| **MR-AP-MW-7SR** | Downgradient | 7/10/2020 | 1310997.27 | 2102413.83 | 332.42 | 335.65 | 44.30 | 300.85 | 290.85 | 10 |
| **MR-AP-MW-7DR** | Downgradient | 7/10/2020 | 1310992.79 | 2102405.62 | 332.20 | 335.44 | 109.00 | 235.94 | 225.94 | 10 |
| **MR-AP-MW-9SR** | Downgradient | 7/8/2020 | 1311112.71 | 2103779.13 | 462.90 | 465.60 | 99.70 | 375.40 | 365.40 | 10 |
| **MR-AP-MW-9DR** | Downgradient | 7/7/2020 | 1311094.43 | 2103785.91 | 463.29 | 466.12 | 116.70 | 358.92 | 348.92 | 10 |
| **MR-AP-MW-10** | Downgradient | 3/29/2016 | 1311111.83 | 2104370.29 | 538.09 | 541.74 | 180.81 | 371.33 | 361.33 | 10 |
| **MR-AP-MW-11** | Downgradient | 3/30/2016 | 1311434.72 | 2105563.04 | 590.92 | 594.02 | 271.05 | 333.38 | 323.38 | 10 |
| **MR-AP-MW-12** | Downgradient | 2/24/2016 | 1313191.81 | 2105182.71 | 501.46 | 504.53 | 121.66 | 393.27 | 383.27 | 10 |
| **MR-AP-MW-13SR** | Downgradient | 7/15/2020 | 1314000.26 | 2105082.60 | 454.29 | 457.34 | 54.10 | 412.74 | 402.74 | 10 |
| **MR-AP-MW-13DR** | Downgradient | 7/14/2020 | 1313992.25 | 2105083.40 | 454.42 | 457.54 | 121.80 | 345.24 | 335.24 | 10 |
| **MR-AP-MW-14R** | Downgradient | 6/29/2020 | 1314833.36 | 2104749.05 | 423.37 | 426.05 | 49.90 | 385.65 | 375.65 | 10 |
| **MR-AP-MW-15** | Downgradient | 2/29/2016 | 1315249.57 | 2104131.68 | 410.46 | 413.65 | 40.30 | 383.75 | 373.75 | 10 |
| **MR-AP-MW-16** | Downgradient | 2/17/2016 | 1315642.52 | 2103360.22 | 415.27 | 418.55 | 39.91 | 389.14 | 379.14 | 10 |

Notes:

1. Northing and easting are in feet relative to the State Plane Alabama West North America Datum of 1983.
2. Elevations are in feet relative to the North American Vertical Datum of 1988.
3. Top of screen and bottom of screen depths are calculated relative to Top of Casing elevation and less the well sump length of 0.4’or 0.5'.
4. Monitor Wells GS-AP-MW-8, GS-AP-MW-13, and GS-AP-MW-17V are utilized as upgradient background wells for statistical data, GS-AP-MW-8 and GS-AP_MW-17V are sampled during the Plant Gorgas sampling event. Monitor well GS-AP-MW-13 was abandoned in July 2019 however historical data is still utilized for statistical comparison of groundwater quality.
5. Indicates delineation well that has been converted to piezometer due to low groundwater recharge.

**Table 1.**
**Groundwater Monitoring Well Network Details**

| Well Name | Purpose | Installation Completion Date | Northing [1] | Easting [1] | Ground Elevation [2] | Top of Casing Elevation [2] | Well Depth (ft.) Below Top of Casing | Top of Screen Elevation [2,3] | Bottom of Screen Elevation [2,3] | Screen Length |
|---|---|---|---|---|---|---|---|---|---|---|
| **MR-AP-MW-4V** | Vertical Delineation | 1/14/2019 | 1313381.67 | 2101325.19 | 419.11 | 422.22 | 101.70 | 330.92 | 320.92 | 10 |
| **MR-AP-MW-6V** | Vertical Delineation | 1/14/2019 | 1311537.95 | 2101843.10 | 372.64 | 375.95 | 124.11 | 262.24 | 252.24 | 10 |
| **MR-AP-MW-17H** | Horizontal Delineation | 1/23/2019 | 1314578.07 | 2098059.51 | 272.85 | 276.32 | 51.43 | 235.29 | 225.29 | 10 |
| **MR-AP-MW-18H** | Horizontal Delineation | 2/11/2019 | 1314458.01 | 2100395.55 | 445.93 | 448.98 | 203.10 | 256.28 | 246.28 | 10 |
| **MR-AP-MW-20H** | Horizontal Delineation | 1/22/2019 | 1311172.19 | 2101551.05 | 381.14 | 384.31 | 200.22 | 194.49 | 184.49 | 10 |
| **MR-AP-MW-20HS** | Horizontal Delineation | 1/26/2019 | 1311168.19 | 2101564.81 | 369.94 | 373.18 | 82.29 | 301.29 | 291.29 | 10 |
| **MR-AP-MW-19HA** | Horizontal Delineation | 11/22/2019 | 1312149.55 | 2100640.49 | 396.87 | 399.93 | 308.58 | 110.95 | 90.95 | 20 |
| **MR-AP-MW-27HR** | Horizontal Delineation | 8/9/2020 | 1314172.56 | 2105286.57 | 473.34 | 476.42 | 182.00 | 303.92 | 293.92 | 10 |
| **MR-AP-MW-28H** | Horizontal Delineation | 12/9/2019 | 1313487.27 | 2105427.55 | 485.80 | 488.34 | 115.50 | 392.44 | 372.44 | 20 |
| **MR-AP-MW-30H** | Horizontal Delineation | 12/9/2019 | 1310793.96 | 2105295.89 | 583.37 | 586.17 | 278.56 | 327.21 | 307.21 | 20 |
| **MR-AP-MW-31H** | Horizontal Delineation | 12/3/2019 | 1310218.94 | 2103647.02 | 548.40 | 551.18 | 292.50 | 278.28 | 258.28 | 20 |
| **MR-AP-MW-32H** | Horizontal Delineation | 12/17/2019 | 1310316.92 | 2101192.83 | 319.74 | 322.22 | 70.82 | 261.00 | 251.00 | 10 |
| **MR-AP-MW-33H** | Horizontal Delineation | 1/7/2020 | 1312815.77 | 2101097.36 | 318.76 | 321.53 | 46.91 | 294.22 | 274.22 | 20 |
| **MR-AP-MW-34H** | Horizontal Delineation | 11/20/2019 | 1313350.12 | 2100650.28 | 428.62 | 431.46 | 297.31 | 143.75 | 133.75 | 10 |
| **MR-AP-MW-35H** | Horizontal Delineation | 11/28/2019 | 1316157.11 | 2099115.00 | 302.63 | 305.12 | 37.55 | 277.17 | 267.17 | 10 |
| **MR-AP-MW-36HR** | Horizontal Delineation | 8/9/2020 | 1312340.16 | 2105795.43 | 537.36 | 540.50 | 269.30 | 290.70 | 270.70 | 20 |
| **MR-AP-MW-37H** | Horizontal Delineation | 12/18/2019 | 1314468.94 | 2105708.54 | 437.30 | 440.12 | 149.72 | 300.00 | 290.00 | 10 |
| **MR-AP-MW-2V** [5] | Piezometer | 2/6/2019 | 1315457.40 | 2100251.58 | 477.33 | 480.46 | 298.53 | 201.43 | 181.43 | 20 |
| **MR-AP-MW-3V** [5] | Piezometer | 1/9/2019 | 1314518.31 | 2101146.04 | 434.48 | 438.04 | 225.91 | 221.73 | 211.73 | 10 |
| **MR-AP-MW-19H** [5] | Piezometer | 2/9/2019 | 1311172.19 | 2101551.05 | 380.86 | 384.23 | 134.76 | 259.07 | 249.07 | 10 |

Notes:

1. Northing and easting are in feet relative to the State Plane Alabama West North America Datum of 1983.
2. Elevations are in feet relative to the North American Vertical Datum of 1988.
3. Top of screen and bottom of screen depths are calculated relative to Top of Casing elevation and less the well sump length of 0.4’or 0.5'.
4. Monitor Wells GS-AP-MW-8, GS-AP-MW-13, and GS-AP-MW-17V are utilized as upgradient background wells for statistical data, GS-AP-MW-8 and GS-AP_MW-17V are sampled during the Plant Gorgas sampling event. Monitor well GS-AP-MW-13 was abandoned in July 2019 however historical data is still utilized for statistical comparison of groundwater quality.
5. Indicates delineation well that has been converted to piezometer due to low groundwater recharge.

## Table 2. Monitoring Well and Piezometer Abandonment Details

| Well Name | Purpose | Installation Completion Date | Well Abandoned | Northing [1] | Easting [1] | Ground Elevation [2] | Top of Casing Elevation [2] | Well/Boring Depth (ft.) Below Top of Casing | Top of Screen Elevation [2,3] | Bottom of Screen Elevation [2,3] | Screen Length |
|---|---|---|---|---|---|---|---|---|---|---|---|
| **MR-AP-MW-7S** | Downgradient | 2/11/2016 | 6/16/2020 | 1311085.05 | 2102441.43 | 338.25 | 341.75 | 43.19 | 308.96 | 298.96 | 10 |
| **MR-AP-MW-7D** | Downgradient | 4/19/2016 | 6/16/2020 | 1311089.18 | 2102424.15 | 338.27 | 341.51 | 116.35 | 235.56 | 225.56 | 10 |
| **MR-AP-MW-8S** | Downgradient | 2/27/2016 | 6/17/2020 | 1311324.70 | 2103319.77 | 455.03 | 458.06 | 53.23 | 415.23 | 405.23 | 10 |
| **MR-AP-MW-8D** | Downgradient | 2/26/2016 | 6/17/2020 | 1311320.93 | 2103304.45 | 454.39 | 457.64 | 80.55 | 387.49 | 377.49 | 10 |
| **MR-AP-MW-9S** | Downgradient | 4/12/2016 | 6/17/2020 | 1311448.07 | 2103706.87 | 446.35 | 449.63 | 44.95 | 415.08 | 405.08 | 10 |
| **MR-AP-MW-9D** | Downgradient | 12/10/2015 | 6/17/2020 | 1311419.68 | 2103661.77 | 446.40 | 449.71 | 107.20 | 352.91 | 342.91 | 10 |
| **MR-AP-MW-13D** | Downgradient | 2/25/2016 | 6/17/2020 | 1314114.77 | 2104830.33 | 434.51 | 437.36 | 86.45 | 361.31 | 351.31 | 10 |
| **MR-AP-MW-13S** | Downgradient | 4/12/2016 | 6/17/2020 | 1314110.29 | 2104848.86 | 434.76 | 437.74 | 43.31 | 404.83 | 394.83 | 10 |
| **MR-AP-MW-14** | Downgradient | 2/26/2016 | 6/17/2020 | 1314759.42 | 2104706.67 | 427.57 | 430.69 | 54.53 | 386.56 | 376.56 | 10 |
| **MR-AP-MW-27H** | Piezometer | 12/3/2019 | 8/11/2020 | 1314163.79 | 2105289.04 | 472.42 | 475.06 | 388.00 | 96.66 | 86.66 | 10 |
| **MR-AP-MW-29H** | Piezometer | 12/4/2019 | 8/5/2020 | 1312598.60 | 2105730.89 | 512.14 | 514.96 | 383.50 | 141.06 | 131.06 | 10 |
| **MR-AP-MW-29HR** | Horizontal Delineation | NA | 8/5/2020 | NA | NA | NA | NA | 250.20 | NA | NA | NA |
| **MR-AP-MW-36H** | Piezometer | 12/6/2019 | 8/9/2020 | 1312347.32 | 2105804.03 | 536.84 | 539.44 | 312.50 | 246.54 | 226.54 | 20 |

Notes:

1. Northing and easting are in feet relative to the State Plane Alabama West North America Datum of 1983.
2. Elevations are in feet relative to the North American Vertical Datum of 1988.
3. Top of screen and bottom of screen depths are calculated relative to Top of Casing elevation and less the well sump length of 0.4’ or 0.5'.

## Table 3.
## Monitoring Parameters and Reporting Limits

| Parameter | Analytical Method | Reporting Limit (Mg/L) |
|---|---|---|
| **Appendix III Parameters** | | |
| Boron | EPA 200.7/200.8 | 0.05 |
| Calcium | EPA 200.7/200.8 | 0.25 |
| Chloride | EPA 300.0 | 2 |
| Fluoride | EPA 300.0 | 0.1 |
| pH | None | None |
| Sulfate | EPA 300.0 | 5 |
| Total Dissolved Solids (TDS) | SM 2540C | 5 |
| **Appendix IV Parameters** | | |
| Antimony | EPA 200.7/200.8 | 0.0025 |
| Arsenic | EPA 200.7/200.8 | 0.00125 |
| Barium | EPA 200.7/200.8 | 0.0025 |
| Beryllium | EPA 200.7/200.8 | 0.0025 |
| Cadmium | EPA 200.7/200.8 | 0.0025 |
| Chromium | EPA 200.7/200.8 | 0.0025 |
| Cobalt | EPA 200.7/200.8 | 0.0025 |
| Fluoride | EPA 300.0 | 0.1 |
| Lead | EPA 200.7/200.8 | 0.00125 |
| Lithium | EPA 200.7/200.8 | 0.0025 |
| Mercury | EPA 7470A | 0.0002 |
| Molybdenum | EPA 200.7/200.8 | 0.015 |
| Selenium | EPA 200.7/200.8 | 0.00125 |
| Thallium | EPA 200.7/200.8 | 0.0005 |
| Radium 226 & 228 combined | EPA 9315/9320 | 1 pCi/L |

Notes:

1. mg/L - Milligrams per liter

2. pCi/L - Picocuries per liter

# Table 4.
# Groundwater Elevations Summary

| Well Name | Top of Casing Elevation | Groundwater Elevation (ft AMSL) | | | | | | | | | |
|---|---|---|---|---|---|---|---|---|---|---|---|
| | | 5/12/2016 | 7/18/2016 | 9/26/2016 | 10/31/2016 | 1/9/2017 | 2/13/2017 | 4/4/2017 | 5/15/2017 | 6/12/2017 | 9/18/2017 |
| **MR-AP-MW-1** | **473.68** | 280.48 | 278.77 | 277.96 | 277.54 | 277.71 | 280.54 | 282.04 | 280.13 | 280.46 | 279.72 |
| **MR-AP-MW-2** | **482.33** | 280.44 | 278.69 | 277.88 | 277.37 | 277.92 | 280.47 | 281.84 | 280.06 | 280.32 | 279.62 |
| **MR-AP-MW-3S** | **436.27** | 343.92 | 346.22 | 346.74 | 346.38 | 346.44 | 347.45 | 348.13 | 346.90 | 347.17 | 347.07 |
| **MR-AP-MW-3D** | **437.06** | 326.76 | 326.34 | 326.06 | 325.96 | 327.05 | 328.58 | 333.38 | 326.12 | 327.47 | 326.69 |
| **MR-AP-MW-4** | **422.47** | 381.19 | 381.14 | 381.11 | 381.02 | 380.99 | 381.05 | 381.61 | 380.90 | 381.07 | 381.03 |
| **MR-AP-MW-5** | **279.22** | Artesian | Artesian | Artesian | Artesian | Artesian | Artesian | Artesian | Artesian | Artesian | Artesian |
| **MR-AP-PZ-5** | **279.66** | Artesian | Artesian | 278.39 | 277.47 | 277.88 | Artesian | Artesian | 279.13 | 279.45 | Artesian |
| **MR-AP-MW-6** | **374.30** | Artesian | Artesian | Artesian | Artesian | Artesian | Artesian | Artesian | Artesian | Artesian | Artesian |
| **MR-AP-MW-7S**[3] | **341.75** | 324.07 | 324.88 | 324.54 | 324.30 | 324.78 | 325.67 | 326.76 | 325.91 | 326.27 | 326.96 |
| **MR-AP-MW-7SR** | **335.65** | -- | -- | -- | -- | -- | -- | -- | -- | -- | -- |
| **MR-AP-MW-7D**[3] | **341.51** | 257.69 | 257.35 | 257.78 | 257.24 | 257.86 | 258.41 | 261.57 | 258.05 | 257.96 | 258.05 |
| **MR-AP-MW-7DR** | **335.44** | -- | -- | -- | -- | -- | -- | -- | -- | -- | -- |
| **MR-AP-MW-8S**[3] | **458.06** | 419.29 | 419.31 | 419.25 | 419.28 | 419.32 | 419.64 | 420.70 | 419.25 | 419.55 | 419.42 |
| **MR-AP-MW-8D**[3] | **457.64** | 412.17 | 412.29 | 412.72 | 412.78 | 412.88 | 413.16 | 414.10 | 413.13 | 413.49 | 413.51 |
| **MR-AP-MW-9S**[3] | **449.63** | 418.34 | 418.44 | 418.88 | 418.83 | 420.68 | 422.70 | 424.68 | 420.27 | 421.96 | 421.12 |
| **MR-AP-MW-9SR** | **465.60** | -- | -- | -- | -- | -- | -- | -- | -- | -- | -- |
| **MR-AP-MW-9D**[3] | **449.71** | 412.47 | 412.38 | 412.51 | 412.64 | 412.81 | 412.94 | 413.51 | 412.67 | 412.85 | 412.88 |
| **MR-AP-MW-9DR** | **466.12** | -- | -- | -- | -- | -- | -- | -- | -- | -- | -- |
| **MR-AP-MW-10** | **541.74** | 412.30 | 412.63 | 412.98 | 413.04 | 413.36 | 413.76 | 414.64 | 413.76 | 414.17 | 414.39 |
| **MR-AP-MW-11** | **594.02** | 361.16 | 361.79 | 362.55 | 362.52 | 362.98 | 364.17 | 364.89 | 365.70 | 366.35 | 366.69 |
| **MR-AP-MW-12** | **504.53** | 415.69 | 415.85 | 415.85 | erroneous | 416.05 | 416.29 | 416.97 | 416.11 | 416.40 | 416.43 |
| **MR-AP-MW-13D**[3] | **437.36** | 421.53 | 420.26 | 420.32 | 419.74 | 418.93 | 419.15 | 416.22 | 411.49 | 411.06 | 407.34 |
| **MR-AP-MW-13DR** | **457.54** | -- | -- | -- | -- | -- | -- | -- | -- | -- | -- |
| **MR-AP-MW-13S**[3] | **437.74** | 422.80 | 422.60 | 422.74 | 422.42 | 423.21 | 423.93 | 424.63 | 423.33 | 423.62 | 423.79 |
| **MR-AP-MW-13SR** | **457.34** | -- | -- | -- | -- | -- | -- | -- | -- | -- | -- |
| **MR-AP-MW-14**[3] | **430.69** | 410.63 | 409.29 | 409.27 | 408.92 | 409.67 | 411.24 | 412.38 | 410.61 | 411.25 | 410.93 |
| **MR-AP-MW-14R** | **426.05** | -- | -- | -- | -- | -- | -- | -- | -- | -- | -- |
| **MR-AP-MW-15** | **413.65** | 401.40 | 400.81 | 400.81 | 400.35 | 401.08 | 401.70 | 402.14 | 401.48 | 401.80 | 402.01 |
| **MR-AP-MW-16** | **418.55** | 388.47 | 388.27 | 388.35 | 387.53 | 389.26 | 390.37 | 394.37 | 388.43 | 389.21 | 389.37 |
| **MR-AP-MW-21** | **373.18** | -- | -- | -- | -- | -- | -- | -- | -- | -- | -- |

Notes:

1. ft. AMSL - feet above mean sea level

2. -- Not Measured

3. * Monitoring well/piezometer abandoned

# Table 4.
# Groundwater Elevations Summary

| Well Name | Top of Casing Elevation | Groundwater Elevation (ft AMSL) | | | | | | | | | |
|---|---|---|---|---|---|---|---|---|---|---|---|
| | | 5/12/2016 | 7/18/2016 | 9/26/2016 | 10/31/2016 | 1/9/2017 | 2/13/2017 | 4/4/2017 | 5/15/2017 | 6/12/2017 | 9/18/2017 |
| MR-AP-MW-4V | 422.22 | -- | -- | -- | -- | -- | -- | -- | -- | -- | -- |
| MR-AP-MW-6V | 375.95 | -- | -- | -- | -- | -- | -- | -- | -- | -- | -- |
| MR-AP-MW-17H | 276.32 | -- | -- | -- | -- | -- | -- | -- | -- | -- | -- |
| MR-AP-MW-18H | 448.98 | -- | -- | -- | -- | -- | -- | -- | -- | -- | -- |
| MR-AP-MW-20H | 384.31 | -- | -- | -- | -- | -- | -- | -- | -- | -- | -- |
| MR-AP-MW-20HS | 373.18 | -- | -- | -- | -- | -- | -- | -- | -- | -- | -- |
| MR-AP-MW-19HA | 399.93 | -- | -- | -- | -- | -- | -- | -- | -- | -- | -- |
| MR-AP-MW-27H[3] | 475.06 | -- | -- | -- | -- | -- | -- | -- | -- | -- | -- |
| MR-AP-MW-27HR | 476.42 | -- | -- | -- | -- | -- | -- | -- | -- | -- | -- |
| MR-AP-MW-28H | 488.34 | -- | -- | -- | -- | -- | -- | -- | -- | -- | -- |
| MR-AP-MW-29H[3] | 514.96 | -- | -- | -- | -- | -- | -- | -- | -- | -- | -- |
| MR-AP-MW-30H | 586.17 | -- | -- | -- | -- | -- | -- | -- | -- | -- | -- |
| MR-AP-MW-31H | 551.18 | -- | -- | -- | -- | -- | -- | -- | -- | -- | -- |
| MR-AP-MW-32H | 322.22 | -- | -- | -- | -- | -- | -- | -- | -- | -- | -- |
| MR-AP-MW-33H | 321.53 | -- | -- | -- | -- | -- | -- | -- | -- | -- | -- |
| MR-AP-MW-34H | 431.46 | -- | -- | -- | -- | -- | -- | -- | -- | -- | -- |
| MR-AP-MW-35H | 305.12 | -- | -- | -- | -- | -- | -- | -- | -- | -- | -- |
| MR-AP-MW-36H[3] | 539.44 | -- | -- | -- | -- | -- | -- | -- | -- | -- | -- |
| MR-AP-MW-36HR | 540.50 | -- | -- | -- | -- | -- | -- | -- | -- | -- | -- |
| MR-AP-MW-37H | 440.12 | -- | -- | -- | -- | -- | -- | -- | -- | -- | -- |
| MR-AP-MW-2V | 480.46 | -- | -- | -- | -- | -- | -- | -- | -- | -- | -- |
| MR-AP-MW-3V | 438.04 | -- | -- | -- | -- | -- | -- | -- | -- | -- | -- |
| MR-AP-MW-19H | 384.23 | -- | -- | -- | -- | -- | -- | -- | -- | -- | -- |
| MR-AP-MW-23 | 352.43 | -- | -- | -- | -- | -- | -- | -- | -- | -- | -- |
| MR-AP-MW-23A | 352.64 | -- | -- | -- | -- | -- | -- | -- | -- | -- | -- |
| MR-AP-MW-22S | 364.64 | -- | -- | -- | -- | -- | -- | -- | -- | -- | -- |
| MR-AP-MW-22I | 362.27 | -- | -- | -- | -- | -- | -- | -- | -- | -- | -- |
| MR-AP-MW-22D | 364.49 | -- | -- | -- | -- | -- | -- | -- | -- | -- | -- |
| **Gorgas Locations** | | **6/30/2016** | **7/7/2016** | **7/27/2016** | **8/1/2016** | **9/19/2016** | **10/24/2016** | **12/12/2016** | **2/6/2017** | **3/27/2017** | **4/24/2017** |
| *GS-AP-MW-8 | 434.61 | 388.30 | 388.22 | 387.95 | 388.05 | 387.65 | 386.81 | 387.48 | 388.46 | 388.59 | 389.32 |
| *GS-AP-MW-13 | 464.20 | 394.80 | 394.63 | 394.37 | 394.33 | 393.71 | 393.37 | 393.00 | 392.75 | 392.67 | 392.74 |
| *GS-AP-MW-17V | 531.45 | -- | -- | -- | -- | -- | -- | -- | -- | -- | -- |

Notes:

1. ft. AMSL - feet above mean sea level
2. -- Not Measured
3. * Monitoring well/piezometer abandoned

# Table 4.
# Groundwater Elevations Summary

| Well Name | Top of Casing Elevation | Groundwater Elevation (ft AMSL) | | | | | | | | | |
|---|---|---|---|---|---|---|---|---|---|---|---|
| | | 1/29/2018 | 3/27/2018 | 5/7/2018 | 10/8/2018 | 3/13/2019 | 4/22/2019 | 8/26/2019 | 3/2/2020 | 4/9/2020 | 10/12/2020 |
| **MR-AP-MW-1** | **473.68** | 280.25 | 280.60 | 280.84 | 279.10 | 280.60 | 280.76 | 278.27 | 280.36 | -- | 278.64 |
| **MR-AP-MW-2** | **482.33** | 280.23 | 280.52 | 280.74 | 278.99 | 280.51 | 280.68 | 278.20 | 280.29 | -- | 278.60 |
| **MR-AP-MW-3S** | **436.27** | 347.21 | 347.99 | 348.94 | 348.61 | 349.22 | 348.63 | 347.60 | 350.33 | -- | 347.83 |
| **MR-AP-MW-3D** | **437.06** | 325.42 | 326.56 | 326.79 | 325.30 | 327.82 | 329.33 | 325.26 | 327.69 | -- | 328.17 |
| **MR-AP-MW-4** | **422.47** | 380.79 | 380.89 | 380.92 | 380.81 | 381.03 | 381.04 | 380.58 | 381.42 | -- | 380.96 |
| **MR-AP-MW-5** | **279.22** | Artesian | Artesian | Artesian | Artesian | Artesian | Artesian | Artesian | Artesian | -- | Artesian |
| **MR-AP-PZ-5** | **279.66** | Artesian | Artesian | Artesian | Artesian | Artesian | Artesian | Artesian | Artesian | -- | Artesian |
| **MR-AP-MW-6** | **374.30** | Artesian | Artesian | Artesian | Artesian | Artesian | Artesian | Artesian | Artesian | -- | Artesian |
| **MR-AP-MW-7S**[3] | **341.75** | 326.62 | 327.02 | 327.60 | 327.43 | 328.97 | 328.41 | 327.62 | 329.53 | -- | -- |
| **MR-AP-MW-7SR** | **335.65** | -- | -- | -- | -- | -- | -- | -- | -- | -- | 328.62 |
| **MR-AP-MW-7D**[3] | **341.51** | 258.03 | 258.29 | 258.41 | 257.77 | 257.97 | 258.63 | 257.91 | 258.40 | -- | -- |
| **MR-AP-MW-7DR** | **335.44** | -- | -- | -- | -- | -- | -- | -- | -- | -- | 258.32 |
| **MR-AP-MW-8S**[3] | **458.06** | 419.35 | 419.63 | 419.67 | 419.28 | 420.28 | 419.92 | 418.23 | 420.53 | -- | -- |
| **MR-AP-MW-8D**[3] | **457.64** | 413.37 | 413.68 | 413.79 | 413.50 | 414.70 | 414.34 | 412.78 | 415.54 | -- | -- |
| **MR-AP-MW-9S**[3] | **449.63** | 423.90 | 421.96 | 422.17 | 420.54 | 423.25 | 422.40 | 419.21 | 423.24 | -- | -- |
| **MR-AP-MW-9SR** | **465.60** | -- | -- | -- | -- | -- | -- | -- | -- | | 408.78 |
| **MR-AP-MW-9D**[3] | **449.71** | 412.81 | 412.90 | 412.88 | 412.74 | 413.43 | 412.87 | 411.60 | 413.73 | -- | -- |
| **MR-AP-MW-9DR** | **466.12** | -- | -- | -- | -- | -- | -- | -- | -- | -- | 402.26 |
| **MR-AP-MW-10** | **541.74** | 414.62 | 414.94 | 415.20 | 415.14 | 416.57 | 415.90 | 414.24 | 417.29 | -- | 415.72 |
| **MR-AP-MW-11** | **594.02** | 365.43 | 367.16 | 367.88 | 366.28 | 371.32 | 369.09 | 365.39 | 371.89 | -- | 365.67 |
| **MR-AP-MW-12** | **504.53** | 416.45 | 416.55 | 416.59 | 416.32 | -- | -- | -- | 417.49 | -- | 415.50 |
| **MR-AP-MW-13D**[3] | **437.36** | 403.54 | 402.89 | 400.75 | 395.85 | 397.65 | 396.79 | 397.06 | 401.30 | -- | -- |
| **MR-AP-MW-13DR** | **457.54** | -- | -- | -- | -- | -- | -- | -- | -- | -- | 381.31 |
| **MR-AP-MW-13S**[3] | **437.74** | 423.60 | 424.29 | 424.43 | 423.44 | 425.30 | 424.23 | 420.93 | 425.40 | -- | -- |
| **MR-AP-MW-13SR** | **457.34** | -- | -- | -- | -- | -- | -- | -- | -- | -- | 423.32 |
| **MR-AP-MW-14**[3] | **430.69** | 410.82 | 411.24 | 411.32 | 410.02 | 412.05 | 411.58 | 407.99 | 412.37 | -- | -- |
| **MR-AP-MW-14R** | **426.05** | -- | -- | -- | -- | -- | -- | -- | -- | -- | 408.56 |
| **MR-AP-MW-15** | **413.65** | 401.50 | 402.11 | 402.17 | 400.04 | 400.80 | 400.77 | 399.50 | 401.10 | -- | 399.94 |
| **MR-AP-MW-16** | **418.55** | 388.34 | 389.61 | 389.69 | 388.90 | 392.06 | 391.31 | 387.14 | 392.46 | -- | 388.69 |
| **MR-AP-MW-21** | **373.18** | -- | -- | -- | -- | 353.66 | -- | 347.51 | 353.64 | 353.14 | 347.20 |

Notes:

1. ft. AMSL - feet above mean sea level

2. -- Not Measured

3. * Monitoring well/piezometer abandoned

# Table 4.
# Groundwater Elevations Summary

| Well Name | Top of Casing Elevation | Groundwater Elevation (ft AMSL) | | | | | | | | | |
|---|---|---|---|---|---|---|---|---|---|---|---|
| | | 1/29/2018 | 3/27/2018 | 5/7/2018 | 10/8/2018 | 3/13/2019 | 4/22/2019 | 8/26/2019 | 3/2/2020 | 4/9/2020 | 10/12/2020 |
| **MR-AP-MW-4V** | **422.22** | -- | -- | -- | -- | 336.60 | -- | 335.70 | 336.99 | -- | 336.29 |
| **MR-AP-MW-6V** | **375.95** | -- | -- | -- | -- | 258.91 | -- | 259.34 | 259.64 | -- | 259.28 |
| **MR-AP-MW-17H** | **276.32** | -- | -- | -- | -- | 255.34 | -- | 254.92 | 257.49 | -- | 253.43 |
| **MR-AP-MW-18H** | **448.98** | -- | -- | -- | -- | 291.24 | -- | 286.33 | 286.03 | -- | 281.57 |
| **MR-AP-MW-20H** | **384.31** | -- | -- | -- | -- | 259.28 | -- | 259.86 | 261.44 | -- | 261.27 |
| **MR-AP-MW-20HS** | **373.18** | -- | -- | -- | -- | 333.33 | -- | 333.44 | 335.20 | -- | 334.89 |
| **MR-AP-MW-19HA** | **399.93** | -- | -- | -- | -- | -- | -- | -- | 286.58 | -- | 279.37 |
| **MR-AP-MW-27H**[3] | **475.06** | -- | -- | -- | -- | -- | -- | -- | 174.02 | -- | -- |
| **MR-AP-MW-27HR** | **476.42** | -- | -- | -- | -- | -- | -- | -- | -- | -- | 382.53 |
| **MR-AP-MW-28H** | **488.34** | -- | -- | -- | -- | -- | -- | -- | 409.70 | -- | 408.31 |
| **MR-AP-MW-29H**[3] | **514.96** | -- | -- | -- | -- | -- | -- | -- | 353.07 | -- | -- |
| **MR-AP-MW-30H** | **586.17** | -- | -- | -- | -- | -- | -- | -- | 364.53 | -- | 361.56 |
| **MR-AP-MW-31H** | **551.18** | -- | -- | -- | -- | -- | -- | -- | 321.78 | -- | 318.50 |
| **MR-AP-MW-32H** | **322.22** | -- | -- | -- | -- | -- | -- | -- | 260.03 | -- | 259.28 |
| **MR-AP-MW-33H** | **321.53** | -- | -- | -- | -- | -- | -- | -- | 310.15 | -- | 306.41 |
| **MR-AP-MW-34H** | **431.46** | -- | -- | -- | -- | -- | -- | -- | 284.00 | -- | 278.76 |
| **MR-AP-MW-35H** | **305.12** | -- | -- | -- | -- | -- | -- | -- | 296.01 | -- | 291.72 |
| **MR-AP-MW-36H**[3] | **539.44** | -- | -- | -- | -- | -- | -- | -- | 327.59 | -- | -- |
| **MR-AP-MW-36HR** | **540.50** | -- | -- | -- | -- | -- | -- | -- | -- | -- | 380.81 |
| **MR-AP-MW-37H** | **440.12** | -- | -- | -- | -- | -- | -- | -- | 335.14 | -- | 332.82 |
| **MR-AP-MW-2V** | **480.46** | -- | -- | -- | -- | -- | -- | -- | 213.67 | -- | 215.42 |
| **MR-AP-MW-3V** | **438.04** | -- | -- | -- | -- | -- | -- | -- | 282.30 | -- | 279.62 |
| **MR-AP-MW-19H** | **384.23** | -- | -- | -- | -- | -- | -- | -- | 144.04 | -- | 150.69 |
| **MR-AP-MW-23** | **352.43** | -- | -- | -- | -- | -- | -- | -- | 341.79 | 341.24 | 341.07 |
| **MR-AP-MW-23A** | **352.64** | -- | -- | -- | -- | -- | -- | -- | -- | -- | 341.10 |
| **MR-AP-MW-22S** | **364.64** | -- | -- | -- | -- | -- | -- | -- | -- | -- | 349.23 |
| **MR-AP-MW-22I** | **362.27** | -- | -- | -- | -- | -- | -- | -- | -- | -- | 331.21 |
| **MR-AP-MW-22D** | **364.49** | -- | -- | -- | -- | -- | -- | -- | -- | -- | 333.27 |
| **Gorgas Locations** | | **6/5/2017** | **8/21/2017** | **2/19/2018** | **4/2/2018** | **5/14/2018** | **10/15/2018** | **3/13/2019** | **4/15/2019** | **3/16/2020** | **9/14/2020** |
| ***GS-AP-MW-8** | **434.61** | 389.28 | 389.87 | 391.02 | 390.73 | 391.08 | 389.43 | 391.66 | 391.88 | 390.10 | 389.42 |
| ***GS-AP-MW-13** | **464.20** | 392.69 | 392.78 | 392.39 | 392.79 | 393.22 | 392.99 | 395.09 | 395.73 | -- | -- |
| ***GS-AP-MW-17V** | **531.45** | -- | -- | -- | -- | -- | -- | 424.68 | 419.40 | 425.61 | 423.83 |

Notes:

1. ft. AMSL - feet above mean sea level
2. -- Not Measured
3. * Monitoring well/piezometer abandoned

## Table 5.
## Relative Percent Difference Calculations

| 2020 1st Semi-Annual Monitoring Event | | | | |
|---|---|---|---|---|
| **Parameter** | **Units** | **Monitoring Point Identification** | | **Relative Percent Difference (RPD %)** |
| | | **MR-AP-MW-5** | **MR-AP-MW-5 DUP** | |
| **Boron** | mg/L | 0.851 | 0.849 | 0.2 |
| **Calcium** | mg/L | 267 | 284 | 6.2 |
| **Chloride** | mg/L | 42.1 | 43.5 | 3.3 |
| **Fluoride** | mg/L | 0.382 | 0.388 | 1.6 |
| **Sulfate** | mg/L | 859 | 839 | 2.4 |
| **TDS** | mg/L | 1270 | 1280 | 0.8 |
| **Arsenic** | mg/L | 0.0122 | 0.012 | 1.7 |
| **Barium** | mg/L | 0.0155 | 0.0162 | 4.4 |
| **Lithium** | mg/L | 0.237 | 0.238 | 0.4 |
| **Molybdenum** | mg/L | 0.0725 | 0.0717 | 1.1 |

| **Parameter** | **Units** | **Monitoring Point Identification** | | **Relative Percent Difference (RPD %)** |
|---|---|---|---|---|
| | | **MR-AP-MW-8S** | **MR-AP-MW-8S DUP** | |
| **Boron** | mg/L | 0.692 | 0.692 | 0.0 |
| **Calcium** | mg/L | 49.3 | 51.4 | 4.2 |
| **Chloride** | mg/L | 13.6 | 13.7 | 0.7 |
| **Fluoride** | mg/L | 0.303 | 0.296 | 2.3 |
| **Sulfate** | mg/L | 309 | 320 | 3.5 |
| **TDS** | mg/L | 504 | 502 | 0.4 |
| **Barium** | mg/L | 0.0262 | 0.0261 | 0.4 |
| **Lithium** | mg/L | 0.0304 | 0.0305 | 0.3 |

| **Parameter** | **Units** | **Monitoring Point Identification** | | **Relative Percent Difference (RPD %)** |
|---|---|---|---|---|
| | | **MR-AP-MW-20HS** | **MR-AP-MW-20HS DUP** | |
| **Boron** | mg/L | 0.633 | 0.634 | 0.2 |
| **Calcium** | mg/L | 157 | 160 | 1.9 |
| **Chloride** | mg/L | 38.9 | 38.3 | 1.6 |
| **Fluoride** | mg/L | 0.0631 | 0.0619 | 1.9 |
| **Sulfate** | mg/L | 550 | 564 | 2.5 |
| **TDS** | mg/L | 944 | 938 | 0.6 |
| **Barium** | mg/L | 0.0292 | 0.0297 | 1.7 |
| **Lithium** | mg/L | 0.094 | 0.0944 | 0.4 |

| **Parameter** | **Units** | **Monitoring Point Identification** | | **Relative Percent Difference (RPD %)** |
|---|---|---|---|---|
| | | **MR-AP-MW-37H** | **MR-AP-MW-37H DUP** | |
| **Calcium** | mg/L | 41.7 | 40.7 | 2.4 |
| **Chloride** | mg/L | 10.7 | 10.6 | 0.9 |
| **Fluoride** | mg/L | 0.173 | 0.166 | 4.1 |
| **Sulfate** | mg/L | 31.5 | 31.4 | 0.3 |
| **TDS** | mg/L | 312 | 310 | 0.6 |
| **Barium** | mg/L | 0.112 | 0.111 | 0.9 |
| **Lithium** | mg/L | 0.0662 | 0.0661 | 0.2 |
| **Arsenic** | mg/L | 0.0113 | 0.0119 | 5.2 |

## Table 5.
## Relative Percent Difference Calculations

| 2020 2nd Semi-Annual Monitoring Event | | | | |
|---|---|---|---|---|
| **Parameter** | **Units** | **Monitoring Point Identification** | | **Relative Percent Difference (RPD %)** |
| | | **MR-AP-MW-35H** | **MR-AP-MW-35H DUP** | |
| **Calcium** | mg/L | 64.9 | 64.3 | 0.9 |
| **Chloride** | mg/L | 1.91 | 1.92 | 0.5 |
| **Fluoride** | mg/L | 0.160 | 0.157 | 1.9 |
| **Sulfate** | mg/L | 196 | 213 | 8.3 |
| **TDS** | mg/L | 455 | 455 | 0.0 |
| **Arsenic** | mg/L | 0.0146 | 0.0143 | 2.1 |
| **Barium** | mg/L | 0.0315 | 0.0307 | 2.6 |
| **Lithium** | mg/L | 0.0305 | 0.0302 | 1.0 |

| **Parameter** | **Units** | **Monitoring Point Identification** | | **Relative Percent Difference (RPD %)** |
|---|---|---|---|---|
| | | **MR-AP-MW-16** | **MR-AP-MW-16 DUP** | |
| **Boron** | mg/L | 2.62 | 2.62 | 0.0 |
| **Calcium** | mg/L | 96.9 | 96.6 | 0.3 |
| **Chloride** | mg/L | 10.00 | 10.00 | 0.0 |
| **Fluoride** | mg/L | 0.145 | 0.149 | 2.7 |
| **Sulfate** | mg/L | 366 | 352 | 3.9 |
| **TDS** | mg/L | 738 | 734 | 0.5 |
| **Barium** | mg/L | 0.0322 | 0.0319 | 0.9 |
| **Lithium** | mg/L | 0.132 | 0.132 | 0.0 |
| **Molybdenum** | mg/L | 0.0494 | 0.0493 | 0.2 |

| **Parameter** | **Units** | **Monitoring Point Identification** | | **Relative Percent Difference (RPD %)** |
|---|---|---|---|---|
| | | **MR-AP-MW-20HS** | **MR-AP-MW-20HS DUP** | |
| **Boron** | mg/L | 0.615 | 0.614 | 0.2 |
| **Calcium** | mg/L | 145 | 144 | 0.7 |
| **Chloride** | mg/L | 35.4 | 35.7 | 0.8 |
| **Sulfate** | mg/L | 475 | 480 | 1.0 |
| **TDS** | mg/L | 862 | 848 | 1.6 |
| **Barium** | mg/L | 0.0283 | 0.0297 | 4.8 |
| **Lithium** | mg/L | 0.0797 | 0.0809 | 1.5 |

| **Parameter** | **Units** | **Monitoring Point Identification** | | **Relative Percent Difference (RPD %)** |
|---|---|---|---|---|
| | | **MR-AP-MW-4V** | **MR-AP-MW-4V DUP** | |
| **Boron** | mg/L | 0.483 | 0.477 | 1.3 |
| **Calcium** | mg/L | 193 | 197 | 2.1 |
| **Chloride** | mg/L | 35.2 | 35.5 | 0.8 |
| **Fluoride** | mg/L | 0.125 | 0.131 | 4.7 |
| **Sulfate** | mg/L | 554 | 571 | 3.0 |
| **TDS** | mg/L | 963 | 977 | 1.4 |
| **Barium** | mg/L | 0.0179 | 0.0181 | 1.1 |
| **Lithium** | mg/L | 0.0601 | 0.0584 | 2.9 |

**Table 5.**
**Relative Percent Difference Calculations**

| 2020 2nd Semi-Annual Monitoring Event | | | | |
|---|---|---|---|---|
| **Parameter** | **Units** | **Monitoring Point Identification** | | **Relative Percent Difference (RPD %)** |
| | | **MR-AP-MW-37H** | **MR-AP-MW-37H DUP** | |
| **Calcium** | mg/L | 38.9 | 38.7 | 0.5 |
| **Chloride** | mg/L | 10.3 | 10.3 | 0.0 |
| **Fluoride** | mg/L | 0.178 | 0.170 | 4.6 |
| **Sulfate** | mg/L | 32.4 | 32.3 | 0.3 |
| **TDS** | mg/L | 295 | 297 | 0.7 |
| **Barium** | mg/L | 0.110 | 0.105 | 4.7 |
| **Lithium** | mg/L | 0.0635 | 0.0625 | 1.6 |

**Table 6.**
**Summary of Background Levels and Groundwater Protection Standards**

| Analyte | Units | Background | GWPS |
|---|---|---|---|
| Antimony | mg/L | 0.003 | 0.006 |
| Arsenic | mg/L | 0.005 | 0.01 |
| Barium | mg/L | 0.189 | 2 |
| Beryllium | mg/L | 0.003 | 0.004 |
| Cadmium | mg/L | 0.001 | 0.005 |
| Chromium | mg/L | 0.01 | 0.1 |
| Cobalt | mg/L | 0.005 | 0.006 |
| Combined Radium-226/228 | pCi/L | 1.063 | 5 |
| Fluoride | mg/L | 0.2237 | 4 |
| Lead | mg/L | 0.005 | 0.015 |
| Lithium | mg/L | 0.05 | 0.05 |
| Mercury | mg/L | 0.0005 | 0.002 |
| Molybdenum | mg/L | 0.01 | 0.1 |
| Selenium | mg/L | 0.01 | 0.05 |
| Thallium | mg/L | 0.001 | 0.002 |

Notes:

1. mg/L - Milligrams per liter

2. pCi/L - Picocuries per liter

3. The background limits were used when determining the groundwater protection standard (GWPS) under 40 CFR §257.95(h) and ADEM Rule 335-13-15-.06(h).

# Table 7.
# First Semi-Annual Monitoring Event Analytical Summary

| | | APPENDIX III | | | | | | |
|---|---|---|---|---|---|---|---|---|
| **WELL** | **SAMPLE DATE** | **Boron** | **Calcium** | **Chloride** | **Fluoride** | **pH** | **Sulfate** | **TDS** |
| **UNITS** | | **mg/L** | **mg/L** | **mg/L** | **mg/L** | **SU** | **mg/L** | **mg/L** |
| **GS-AP-MW-17V** | **03-25-2020** | 0.0482(J) | 31.1 | 3.72 | 0.243 | 7.63 | 9.69 | 364 |
| **GS-AP-MW-8** | **03-18-2020** | Non-Detect | 4.51 | 4.35 | 0.108 | 5.81 | 4.86 | 90.7 |
| **MR-AP-MW-01** | **03-09-2020** | 0.0747(J) | 126 | 19.6 | 0.179 | 11.95 | 341 | 815 |
| **MR-AP-MW-02** | **03-03-2020** | 0.167 | 278 | 8.59 | 0.262 | 6.27 | 1690 | 2520 |
| **MR-AP-MW-03D** | **03-03-2020** | 0.422 | 170 | 29.1 | 0.397 | 6.85 | 488 | 840 |
| **MR-AP-MW-03S** | **03-03-2020** | 0.217 | 9.94 | 177 | 0.286 | 9.4 | 298 | 953 |
| **MR-AP-MW-04** | **03-04-2020** | 0.431 | 210 | 40.1 | 0.221 | 5.96 | 604 | 904 |
| **MR-AP-MW-05** | **03-02-2020** | 0.851 | 267 | 42.1 | 0.382 | 7.18 | 859 | 1270 |
| **MR-AP-MW-06** | **03-03-2020** | 0.895 | 155 | 35.3 | 0.121 | 6.11 | 600 | 926 |
| **MR-AP-MW-07D** | **03-03-2020** | 0.752 | 117 | 28.6 | 0.105 | 6.74 | 419 | 736 |
| **MR-AP-MW-07S** | **03-03-2020** | 0.74 | 83.5 | 23.2 | 0.219 | 6.55 | 295 | 600 |
| **MR-AP-MW-08D** | **03-03-2020** | 0.742 | 52.7 | 15.1 | 0.151 | 5.83 | 500 | 742 |
| **MR-AP-MW-08S** | **03-03-2020** | 0.692 | 49.3 | 13.6 | 0.303 | 6.34 | 309 | 504 |
| **MR-AP-MW-09D** | **03-03-2020** | 0.769 | 70.8 | 10.3 | 0.158 | 5.71 | 585 | 816 |
| **MR-AP-MW-09S** | **03-03-2020** | 1.41 | 66 | 4.18 | 0.287 | 5.99 | 425 | 650 |
| **MR-AP-MW-10** | **03-09-2020** | 4.7 | 222 | 7.47 | 0.517 | 7.03 | 1010 | 1720 |
| **MR-AP-MW-11** | **03-03-2020** | 0.0308(J) | 179 | 6.2 | 0.134 | 6.6 | 618 | 1070 |
| **MR-AP-MW-12** | **03-10-2020** | 7.52 | 138 | 7.52 | 0.929 | 6.52 | 1580 | 2420 |
| **MR-AP-MW-13D** | **03-09-2020** | 0.0929(J) | 43.2 | 11.7 | 0.159 | 6.68 | 62.1 | 288 |
| **MR-AP-MW-13S** | **03-09-2020** | 0.1 | 16.6 | 7.17 | 0.119 | 5.58 | 129 | 329 |
| **MR-AP-MW-14** | **03-04-2020** | 0.122 | 34.2 | 7.6 | 0.184 | 6.38 | 45.2 | 232 |
| **MR-AP-MW-15** | **03-04-2020** | 0.285 | 39.3 | 18.5 | 0.111 | 6.43 | 93.9 | 269 |
| **MR-AP-MW-16** | **03-03-2020** | 1.29 | 66.8 | 5.33 | 0.179 | 6.19 | 198 | 378 |
| **MR-AP-MW-21** | **03-09-2020** | 0.101 | 52.4 | 14.6 | 0.285 | 7.7 | 111 | 496 |

Notes:

1. J value indicates the result is greater that or equal to the Method Detection Limit (MDL) and less that the Practical Quantitation Limit (PQL).
Values are displayed as less than the PQL with a J.

2. Non-Detect indicates the result was not detected above the MDL and is considered a non-detect.

3. U - Radium data is a combination of radium isotopes 226 and 228. When results are reported below the MDC (Minimum Detectable Concentration), data is displayed with an accompanying U. The MDC varies depending upon the sample amount and elapsed time of the measurment.

4. TDS - Total Dissolved Solids

**Table 7.**
**First Semi-Annual Monitoring Event Analytical Summary**

| | | APPENDIX III | | | | | | |
|---|---|---|---|---|---|---|---|---|
| **WELL** | **SAMPLE DATE** | **Boron** | **Calcium** | **Chloride** | **Fluoride** | **pH** | **Sulfate** | **TDS** |
| **UNITS** | | **mg/L** | **mg/L** | **mg/L** | **mg/L** | **SU** | **mg/L** | **mg/L** |
| **MR-AP-MW-04V** | **03-04-2020** | 0.303 | 146 | 24.3 | 0.0996(J) | 6.34 | 498 | 736 |
| **MR-AP-MW-06V** | **03-03-2020** | 0.431 | 103 | 23.6 | 0.141 | 7.14 | 309 | 622 |
| **MR-AP-MW-17H** | **03-10-2020** | 0.0538(J) | 50.6 | 4.72 | 0.166 | 7.04 | 51.9 | 370 |
| **MR-AP-MW-18H** | **03-10-2020** | 0.151 | 2.15 | 5.53 | 0.261 | 7.28 | 98.1 | 328 |
| **MR-AP-MW-19HA** | **03-09-2020** | 0.132 | 5.28 | 26.3 | 2.41 | 8.05 | 35 | 900 |
| **MR-AP-MW-20H** | **03-10-2020** | 0.759 | 226 | 44.2 | 0.297 | 7.35 | 793 | 1290 |
| **MR-AP-MW-20HS** | **03-10-2020** | 0.633 | 157 | 38.9 | 0.0631(J) | 6.47 | 550 | 944 |
| **MR-AP-MW-23** | **03-09-2020** | 0.756 | 128 | 2430 | 0.419 | 7.6 | 0.908(J) | 4720 |
| **MR-AP-MW-23** | **04-09-2020** | 0.799 | 119 | 2440 | 0.389 | 7.65 | 2.01 | 4670 |
| **MR-AP-MW-28H** | **03-09-2020** | 0.119 | 56.9 | 5.26 | 0.117 | 6.8 | 105 | 375 |
| **MR-AP-MW-30H** | **03-10-2020** | 0.0912(J) | 207 | 117 | 0.172 | 6.91 | 820 | 1720 |
| **MR-AP-MW-32H** | **03-10-2020** | Non-Detect | 51.1 | 5.73 | 0.132 | 7.27 | 16.3 | 216 |
| **MR-AP-MW-33H** | **03-05-2020** | 0.608 | 214 | 33.9 | 0.173 | 6.51 | 679 | 1020 |
| **MR-AP-MW-34H** | **03-09-2020** | 0.148 | 21.1 | 159 | 0.361 | 7.76 | 220 | 1100 |
| **MR-AP-MW-35H** | **03-10-2020** | Non-Detect | 57.5 | 2.26 | 0.16 | 6.69 | 182 | 438 |
| **MR-AP-MW-37H** | **03-09-2020** | 0.0385(J) | 41.7 | 10.7 | 0.173 | 7.33 | 31.5 | 312 |
| **MR-AP-PZ-05** | **03-02-2020** | 0.328 | 10.3 | 29.5 | 1.9 | 8.34 | 19.8 | 594 |

Notes:

1. J value indicates the result is greater that or equal to the Method Detection Limit (MDL) and less that the Practical Quantitation Limit (PQL).
Values are displayed as less than the PQL with a J.

2. Non-Detect indicates the result was not detected above the MDL and is considered a non-detect.

3. U - Radium data is a combination of radium isotopes 226 and 228. When results are reported below the MDC (Minimum Detectable Concentration), data is displayed with an accompanying U. The MDC varies depending upon the sample amount and elapsed time of the measurment.

4. TDS - Total Dissolved Solids

# Table 7.
# First Semi-Annual Monitoring Event Analytical Summary

| | | APPENDIX IV | | | | | | |
|---|---|---|---|---|---|---|---|---|
| **WELL** | **SAMPLE DATE** | **Antimony** | **Arsenic** | **Barium** | **Beryllium** | **Cadmium** | **Chromium** | **Cobalt** |
| **UNITS** | | **mg/L** | **mg/L** | **mg/L** | **mg/L** | **mg/L** | **mg/L** | **mg/L** |
| **GS-AP-MW-17V** | **03-25-2020** | Non-Detect | Non-Detect | 0.314 | Non-Detect | Non-Detect | Non-Detect | Non-Detect |
| **GS-AP-MW-8** | **03-18-2020** | Non-Detect | Non-Detect | 0.00507(J) | Non-Detect | Non-Detect | Non-Detect | Non-Detect |
| **MR-AP-MW-01** | **03-09-2020** | Non-Detect | 0.0058 | 0.0285 | Non-Detect | Non-Detect | 0.0105 | Non-Detect |
| **MR-AP-MW-02** | **03-03-2020** | Non-Detect | 0.00238(J) | 0.0172 | Non-Detect | Non-Detect | Non-Detect | 0.0471 |
| **MR-AP-MW-03D** | **03-03-2020** | Non-Detect | 0.0118 | 0.0304 | Non-Detect | Non-Detect | Non-Detect | 0.00456(J) |
| **MR-AP-MW-03S** | **03-03-2020** | Non-Detect | 0.00199(J) | 0.347 | Non-Detect | Non-Detect | Non-Detect | Non-Detect |
| **MR-AP-MW-04** | **03-04-2020** | Non-Detect | Non-Detect | 0.0137 | Non-Detect | Non-Detect | Non-Detect | 0.0119 |
| **MR-AP-MW-05** | **03-02-2020** | Non-Detect | 0.0122 | 0.0155 | Non-Detect | Non-Detect | Non-Detect | Non-Detect |
| **MR-AP-MW-06** | **03-03-2020** | Non-Detect | Non-Detect | 0.0257 | Non-Detect | Non-Detect | Non-Detect | 0.0186 |
| **MR-AP-MW-07D** | **03-03-2020** | Non-Detect | 0.00224(J) | 0.034 | Non-Detect | Non-Detect | Non-Detect | Non-Detect |
| **MR-AP-MW-07S** | **03-03-2020** | Non-Detect | 0.00237(J) | 0.0383 | Non-Detect | Non-Detect | Non-Detect | Non-Detect |
| **MR-AP-MW-08D** | **03-03-2020** | Non-Detect | 0.00166(J) | 0.025 | Non-Detect | Non-Detect | Non-Detect | 0.007 |
| **MR-AP-MW-08S** | **03-03-2020** | 0.0012(J) | Non-Detect | 0.0262 | Non-Detect | Non-Detect | Non-Detect | Non-Detect |
| **MR-AP-MW-09D** | **03-03-2020** | Non-Detect | 0.00191(J) | 0.0122 | Non-Detect | Non-Detect | Non-Detect | 0.0203 |
| **MR-AP-MW-09S** | **03-03-2020** | Non-Detect | Non-Detect | 0.0268 | Non-Detect | Non-Detect | Non-Detect | Non-Detect |
| **MR-AP-MW-10** | **03-09-2020** | Non-Detect | 0.0018(J) | 0.0175 | Non-Detect | Non-Detect | Non-Detect | Non-Detect |
| **MR-AP-MW-11** | **03-03-2020** | Non-Detect | Non-Detect | 0.029 | Non-Detect | Non-Detect | Non-Detect | Non-Detect |
| **MR-AP-MW-12** | **03-10-2020** | Non-Detect | 0.00353(J) | 0.015 | Non-Detect | Non-Detect | Non-Detect | Non-Detect |
| **MR-AP-MW-13D** | **03-09-2020** | Non-Detect | 0.00866 | 0.088 | Non-Detect | Non-Detect | 0.0247 | Non-Detect |
| **MR-AP-MW-13S** | **03-09-2020** | Non-Detect | 0.00403(J) | 0.0198 | Non-Detect | Non-Detect | Non-Detect | 0.0244 |
| **MR-AP-MW-14** | **03-04-2020** | Non-Detect | Non-Detect | 0.0632 | Non-Detect | Non-Detect | Non-Detect | Non-Detect |
| **MR-AP-MW-15** | **03-04-2020** | Non-Detect | Non-Detect | 0.0544 | Non-Detect | Non-Detect | Non-Detect | Non-Detect |
| **MR-AP-MW-16** | **03-03-2020** | Non-Detect | Non-Detect | 0.03 | Non-Detect | Non-Detect | Non-Detect | Non-Detect |
| **MR-AP-MW-21** | **03-09-2020** | Non-Detect | 0.00472(J) | 0.469 | Non-Detect | Non-Detect | Non-Detect | Non-Detect |

Notes:

1. J value indicates the result is greater that or equal to the Method Detection Limit (MDL) and less that the Practical Quantitation Limit (PQL).
Values are displayed as less than the PQL with a J.

2. Non-Detect indicates the result was not detected above the MDL and is considered a non-detect.

3. U - Radium data is a combination of radium isotopes 226 and 228. When results are reported below the MDC (Minimum Detectable Concentration), data is displayed with an accompanying U. The MDC varies depending upon the sample amount and elapsed time of the measurment.

4. TDS - Total Dissolved Solids

# Table 7.
# First Semi-Annual Monitoring Event Analytical Summary

| | | APPENDIX IV | | | | | | |
|---|---|---|---|---|---|---|---|---|
| **WELL** | **SAMPLE DATE** | **Antimony** | **Arsenic** | **Barium** | **Beryllium** | **Cadmium** | **Chromium** | **Cobalt** |
| **UNITS** | | **mg/L** | **mg/L** | **mg/L** | **mg/L** | **mg/L** | **mg/L** | **mg/L** |
| **MR-AP-MW-04V** | **03-04-2020** | Non-Detect | Non-Detect | 0.019 | Non-Detect | Non-Detect | Non-Detect | 0.00216(J) |
| **MR-AP-MW-06V** | **03-03-2020** | Non-Detect | 0.0236 | 0.0275 | Non-Detect | Non-Detect | Non-Detect | Non-Detect |
| **MR-AP-MW-17H** | **03-10-2020** | Non-Detect | Non-Detect | 0.425 | Non-Detect | Non-Detect | Non-Detect | Non-Detect |
| **MR-AP-MW-18H** | **03-10-2020** | Non-Detect | Non-Detect | 0.0261 | Non-Detect | Non-Detect | Non-Detect | Non-Detect |
| **MR-AP-MW-19HA** | **03-09-2020** | Non-Detect | 0.00384(J) | 0.0752 | Non-Detect | Non-Detect | Non-Detect | Non-Detect |
| **MR-AP-MW-20H** | **03-10-2020** | Non-Detect | Non-Detect | 0.0267 | Non-Detect | Non-Detect | Non-Detect | Non-Detect |
| **MR-AP-MW-20HS** | **03-10-2020** | Non-Detect | Non-Detect | 0.0292 | Non-Detect | Non-Detect | Non-Detect | Non-Detect |
| **MR-AP-MW-23** | **03-09-2020** | Non-Detect | Non-Detect | 11 | Non-Detect | Non-Detect | Non-Detect | Non-Detect |
| **MR-AP-MW-23** | **04-09-2020** | 0.00141(J) | Non-Detect | 11.6 | Non-Detect | Non-Detect | Non-Detect | Non-Detect |
| **MR-AP-MW-28H** | **03-09-2020** | Non-Detect | 0.00423(J) | 0.0658 | Non-Detect | Non-Detect | Non-Detect | 0.00226(J) |
| **MR-AP-MW-30H** | **03-10-2020** | Non-Detect | 0.00737 | 0.0503 | Non-Detect | Non-Detect | Non-Detect | Non-Detect |
| **MR-AP-MW-32H** | **03-10-2020** | Non-Detect | 0.00312(J) | 0.367 | Non-Detect | Non-Detect | Non-Detect | Non-Detect |
| **MR-AP-MW-33H** | **03-05-2020** | Non-Detect | 0.00362(J) | 0.0326 | Non-Detect | Non-Detect | Non-Detect | 0.00965 |
| **MR-AP-MW-34H** | **03-09-2020** | Non-Detect | 0.00719 | 0.088 | Non-Detect | Non-Detect | Non-Detect | Non-Detect |
| **MR-AP-MW-35H** | **03-10-2020** | Non-Detect | 0.0139 | 0.0349 | Non-Detect | Non-Detect | Non-Detect | Non-Detect |
| **MR-AP-MW-37H** | **03-09-2020** | 0.00201(J) | 0.0113 | 0.112 | Non-Detect | Non-Detect | Non-Detect | Non-Detect |
| **MR-AP-PZ-05** | **03-02-2020** | Non-Detect | 0.0013(J) | 0.165 | Non-Detect | Non-Detect | Non-Detect | Non-Detect |

Notes:

1. J value indicates the result is greater that or equal to the Method Detection Limit (MDL) and less that the Practical Quantitation Limit (PQL).
Values are displayed as less than the PQL with a J.

2. Non-Detect indicates the result was not detected above the MDL and is considered a non-detect.

3. U - Radium data is a combination of radium isotopes 226 and 228. When results are reported below the MDC (Minimum Detectable Concentration), data is displayed with an accompanying U. The MDC varies depending upon the sample amount and elapsed time of the measurment.

4. TDS - Total Dissolved Solids

# Table 7.
# First Semi-Annual Monitoring Event Analytical Summary

| | | APPENDIX IV | | | | | | | |
|---|---|---|---|---|---|---|---|---|---|
| **WELL** | **SAMPLE DATE** | **Combined Radium 226 + 228** | **Fluoride** | **Lead** | **Lithium** | **Mercury** | **Molybdenum** | **Selenium** | **Thallium** |
| **UNITS** | | **pCi/L** | **mg/L** | **mg/L** | **mg/L** | **mg/L** | **mg/L** | **mg/L** | **mg/L** |
| **GS-AP-MW-17V** | **03-25-2020** | 0.0656(U) | 0.243 | Non-Detect | 0.0646 | Non-Detect | 0.00508(J) | Non-Detect | Non-Detect |
| **GS-AP-MW-8** | **03-18-2020** | 0.465(U) | 0.108 | Non-Detect | Non-Detect | Non-Detect | Non-Detect | Non-Detect | Non-Detect |
| **MR-AP-MW-01** | **03-09-2020** | 0.726 | 0.179 | Non-Detect | 0.123 | Non-Detect | 0.0142 | Non-Detect | Non-Detect |
| **MR-AP-MW-02** | **03-03-2020** | 0.361(U) | 0.262 | Non-Detect | 0.269 | Non-Detect | Non-Detect | Non-Detect | Non-Detect |
| **MR-AP-MW-03D** | **03-03-2020** | 0.258(U) | 0.397 | Non-Detect | 0.11 | Non-Detect | 0.024 | Non-Detect | Non-Detect |
| **MR-AP-MW-03S** | **03-03-2020** | 0.821 | 0.286 | Non-Detect | 0.294 | Non-Detect | 0.0648 | Non-Detect | Non-Detect |
| **MR-AP-MW-04** | **03-04-2020** | 0.310(U) | 0.221 | Non-Detect | 0.0851 | Non-Detect | Non-Detect | Non-Detect | Non-Detect |
| **MR-AP-MW-05** | **03-02-2020** | 0.407(U) | 0.382 | Non-Detect | 0.237 | Non-Detect | 0.0725 | Non-Detect | Non-Detect |
| **MR-AP-MW-06** | **03-03-2020** | 0.177(U) | 0.121 | Non-Detect | 0.0877 | Non-Detect | 0.00282(J) | Non-Detect | Non-Detect |
| **MR-AP-MW-07D** | **03-03-2020** | 0.194(U) | 0.105 | Non-Detect | 0.109 | Non-Detect | 0.00727(J) | Non-Detect | Non-Detect |
| **MR-AP-MW-07S** | **03-03-2020** | 0.351(U) | 0.219 | Non-Detect | 0.158 | Non-Detect | 0.0344 | Non-Detect | Non-Detect |
| **MR-AP-MW-08D** | **03-03-2020** | 0.311(U) | 0.151 | Non-Detect | 0.0672 | Non-Detect | 0.00259(J) | Non-Detect | Non-Detect |
| **MR-AP-MW-08S** | **03-03-2020** | -0.142(U) | 0.303 | Non-Detect | 0.0304 | Non-Detect | 0.00692(J) | 0.00202(J) | Non-Detect |
| **MR-AP-MW-09D** | **03-03-2020** | 0.874 | 0.158 | Non-Detect | 0.0802 | Non-Detect | Non-Detect | Non-Detect | Non-Detect |
| **MR-AP-MW-09S** | **03-03-2020** | 0.192(U) | 0.287 | Non-Detect | 0.117 | Non-Detect | Non-Detect | 0.00584(J) | Non-Detect |
| **MR-AP-MW-10** | **03-09-2020** | 0.906 | 0.517 | Non-Detect | 0.225 | Non-Detect | 0.223 | Non-Detect | Non-Detect |
| **MR-AP-MW-11** | **03-03-2020** | 0.227(U) | 0.134 | Non-Detect | 0.255 | Non-Detect | Non-Detect | Non-Detect | Non-Detect |
| **MR-AP-MW-12** | **03-10-2020** | 1.57 | 0.929 | Non-Detect | 0.146 | Non-Detect | 0.49 | Non-Detect | Non-Detect |
| **MR-AP-MW-13D** | **03-09-2020** | 0.865 | 0.159 | 0.00129(J) | 0.0429 | Non-Detect | Non-Detect | Non-Detect | Non-Detect |
| **MR-AP-MW-13S** | **03-09-2020** | 0.444(U) | 0.119 | Non-Detect | 0.0871 | Non-Detect | Non-Detect | Non-Detect | Non-Detect |
| **MR-AP-MW-14** | **03-04-2020** | 0.637 | 0.184 | Non-Detect | 0.0204 | Non-Detect | Non-Detect | Non-Detect | Non-Detect |
| **MR-AP-MW-15** | **03-04-2020** | 0.337(U) | 0.111 | Non-Detect | 0.0195(J) | Non-Detect | Non-Detect | Non-Detect | Non-Detect |
| **MR-AP-MW-16** | **03-03-2020** | -0.0538(U) | 0.179 | Non-Detect | 0.0278 | Non-Detect | 0.025 | 0.00271(J) | Non-Detect |
| **MR-AP-MW-21** | **03-09-2020** | 0.202(U) | 0.285 | Non-Detect | 0.0252 | Non-Detect | Non-Detect | Non-Detect | Non-Detect |

Notes:

1. J value indicates the result is greater that or equal to the Method Detection Limit (MDL) and less that the Practical Quantitation Limit (PQL). Values are displayed as less than the PQL with a J.

2. Non-Detect indicates the result was not detected above the MDL and is considered a non-detect.

3. U - Radium data is a combination of radium isotopes 226 and 228. When results are reported below the MDC (Minimum Detectable Concentration), data is displayed with an accompanying U. The MDC varies depending upon the sample amount and elapsed time of the measurment.

4. TDS - Total Dissolved Solids

# Table 7.
# First Semi-Annual Monitoring Event Analytical Summary

| | | APPENDIX IV | | | | | | | |
|---|---|---|---|---|---|---|---|---|---|
| **WELL** | **SAMPLE DATE** | **Combined Radium 226 + 228** | **Fluoride** | **Lead** | **Lithium** | **Mercury** | **Molybdenum** | **Selenium** | **Thallium** |
| **UNITS** | | **pCi/L** | **mg/L** | **mg/L** | **mg/L** | **mg/L** | **mg/L** | **mg/L** | **mg/L** |
| **MR-AP-MW-04V** | **03-04-2020** | 0.160(U) | 0.0996(J) | Non-Detect | 0.0341 | Non-Detect | Non-Detect | Non-Detect | Non-Detect |
| **MR-AP-MW-06V** | **03-03-2020** | -0.0545(U) | 0.141 | Non-Detect | 0.104 | Non-Detect | 0.00777(J) | Non-Detect | Non-Detect |
| **MR-AP-MW-17H** | **03-10-2020** | 1.18 | 0.166 | Non-Detect | 0.0566 | Non-Detect | Non-Detect | Non-Detect | Non-Detect |
| **MR-AP-MW-18H** | **03-10-2020** | 0.950 | 0.261 | Non-Detect | 0.0875 | Non-Detect | 0.00972(J) | Non-Detect | Non-Detect |
| **MR-AP-MW-19HA** | **03-09-2020** | 0.684 | 2.41 | 0.0023(J) | 0.138 | Non-Detect | Non-Detect | 0.00512(J) | Non-Detect |
| **MR-AP-MW-20H** | **03-10-2020** | 0.276(U) | 0.297 | Non-Detect | 0.277 | Non-Detect | 0.0593 | Non-Detect | Non-Detect |
| **MR-AP-MW-20HS** | **03-10-2020** | 0.374(U) | 0.0631(J) | Non-Detect | 0.094 | Non-Detect | Non-Detect | Non-Detect | Non-Detect |
| **MR-AP-MW-23** | **03-09-2020** | 4.40 | 0.419 | Non-Detect | 1.18 | Non-Detect | 0.005(J) | Non-Detect | Non-Detect |
| **MR-AP-MW-23** | **04-09-2020** | NS | 0.389 | Non-Detect | 1.05 | Non-Detect | 0.00449(J) | Non-Detect | Non-Detect |
| **MR-AP-MW-28H** | **03-09-2020** | 0.641 | 0.117 | Non-Detect | 0.0593 | Non-Detect | Non-Detect | Non-Detect | Non-Detect |
| **MR-AP-MW-30H** | **03-10-2020** | 0.829 | 0.172 | Non-Detect | 0.0821 | Non-Detect | 0.00436(J) | 0.00228(J) | Non-Detect |
| **MR-AP-MW-32H** | **03-10-2020** | 0.400(U) | 0.132 | Non-Detect | Non-Detect | Non-Detect | 0.0129 | Non-Detect | Non-Detect |
| **MR-AP-MW-33H** | **03-05-2020** | 0.636(U) | 0.173 | Non-Detect | 0.145 | Non-Detect | 0.0139 | Non-Detect | Non-Detect |
| **MR-AP-MW-34H** | **03-09-2020** | 0.875 | 0.361 | Non-Detect | 0.164 | Non-Detect | 0.00255(J) | 0.0461 | Non-Detect |
| **MR-AP-MW-35H** | **03-10-2020** | 0.943 | 0.16 | Non-Detect | 0.0306 | Non-Detect | 0.00217(J) | Non-Detect | Non-Detect |
| **MR-AP-MW-37H** | **03-09-2020** | 0.418(U) | 0.173 | Non-Detect | 0.0662 | Non-Detect | Non-Detect | Non-Detect | Non-Detect |
| **MR-AP-PZ-05** | **03-02-2020** | 0.213(U) | 1.9 | Non-Detect | 0.147 | Non-Detect | Non-Detect | Non-Detect | Non-Detect |

Notes:

1. J value indicates the result is greater that or equal to the Method Detection Limit (MDL) and less that the Practical Quantitation Limit (PQL).
Values are displayed as less than the PQL with a J.

2. Non-Detect indicates the result was not detected above the MDL and is considered a non-detect.

3. U - Radium data is a combination of radium isotopes 226 and 228. When results are reported below the MDC (Minimum Detectable Concentration), data is displayed with an accompanying U. The MDC varies depending upon the sample amount and elapsed time of the measurment.

4. TDS - Total Dissolved Solids

# Table 7.
# First Semi-Annual Monitoring Event Analytical Summary

| | | FIELD PARAMETERS | | | | | |
|---|---|---|---|---|---|---|---|
| **WELL** | **SAMPLE DATE** | **Conductivity** | **pH** | **Temperature** | **ORP** | **DO** | **Turbidity** |
| **UNITS** | | **uS/cm** | **SU** | **C** | **mV** | **mg/L** | **NTU** |
| **GS-AP-MW-17V** | **03-25-2020** | 538.31 | 7.63 | 19.37 | -156.64 | 0.57 | 1.22 |
| **GS-AP-MW-8** | **03-18-2020** | 130.76 | 5.81 | 19.51 | 179.23 | 1 | 2.11 |
| **MR-AP-MW-01** | **03-09-2020** | 2623.62 | 11.95 | 18.09 | -252.52 | 0.19 | 2.92 |
| **MR-AP-MW-02** | **03-03-2020** | 2652.52 | 6.27 | 18.95 | -48.92 | 0.74 | 1.44 |
| **MR-AP-MW-03D** | **03-03-2020** | 1159.37 | 6.85 | 17.54 | -45.05 | 0.27 | 8.69 |
| **MR-AP-MW-03S** | **03-03-2020** | 1444.51 | 9.4 | 17.4 | -143.64 | 0.3 | 2.14 |
| **MR-AP-MW-04** | **03-04-2020** | 1220.02 | 5.96 | 18.86 | 138.71 | 0.32 | 1.51 |
| **MR-AP-MW-05** | **03-02-2020** | 1626.06 | 7.18 | 16.32 | -216.49 | 0 | 0.64 |
| **MR-AP-MW-06** | **03-03-2020** | 1146.73 | 6.11 | 18.02 | -11.17 | 0.17 | 0.29 |
| **MR-AP-MW-07D** | **03-03-2020** | 1032.36 | 6.74 | 17.36 | -53.12 | 0.28 | 0.49 |
| **MR-AP-MW-07S** | **03-03-2020** | 864.3 | 6.55 | 17.94 | -46.96 | 0.16 | 7.94 |
| **MR-AP-MW-08D** | **03-03-2020** | 978.08 | 5.83 | 18.4 | 35.95 | 0.27 | 1.28 |
| **MR-AP-MW-08S** | **03-03-2020** | 758.34 | 6.34 | 18.71 | 112.6 | 1.95 | 1.63 |
| **MR-AP-MW-09D** | **03-03-2020** | 1063.44 | 5.71 | 18.46 | 42.15 | 0.55 | 0.66 |
| **MR-AP-MW-09S** | **03-03-2020** | 830.39 | 5.99 | 19.29 | 199.02 | 4.57 | 0.94 |
| **MR-AP-MW-10** | **03-09-2020** | 2025.98 | 7.03 | 17.43 | -45.23 | 0.43 | 0.78 |
| **MR-AP-MW-11** | **03-03-2020** | 1500.2 | 6.6 | 18.98 | -33.18 | 0.69 | 1.67 |
| **MR-AP-MW-12** | **03-10-2020** | 2950.73 | 6.52 | 20.25 | 21.56 | 0.95 | 0.99 |
| **MR-AP-MW-13D** | **03-09-2020** | 412.43 | 6.68 | 18.36 | -30.35 | 1.53 | 8.6 |
| **MR-AP-MW-13S** | **03-09-2020** | 395.98 | 5.58 | 18.02 | 52.3 | 0.21 | 5.03 |
| **MR-AP-MW-14** | **03-04-2020** | 349.91 | 6.38 | 17.91 | -2.09 | 0.11 | 3.64 |
| **MR-AP-MW-15** | **03-04-2020** | 392.51 | 6.43 | 19.02 | -46.8 | 0.12 | 7.95 |
| **MR-AP-MW-16** | **03-03-2020** | 542.24 | 6.19 | 19.05 | 211.23 | 1.75 | 1.04 |
| **MR-AP-MW-21** | **03-09-2020** | 888.73 | 7.7 | 19.04 | -189.55 | 0.61 | 3.03 |

Notes:

1. J value indicates the result is greater that or equal to the Method Detection Limit (MDL) and less that the Practical Quantitation Limit (PQL). Values are displayed as less than the PQL with a J.

2. Non-Detect indicates the result was not detected above the MDL and is considered a non-detect.

3. U - Radium data is a combination of radium isotopes 226 and 228. When results are reported below the MDC (Minimum Detectable Concentration), data is displayed with an accompanying U. The MDC varies depending upon the sample amount and elapsed time of the measurment.

4. TDS - Total Dissolved Solids

# Table 7.
# First Semi-Annual Monitoring Event Analytical Summary

| | | FIELD PARAMETERS | | | | | |
|---|---|---|---|---|---|---|---|
| **WELL** | **SAMPLE DATE** | **Conductivity** | **pH** | **Temperature** | **ORP** | **DO** | **Turbidity** |
| **UNITS** | | **uS/cm** | **SU** | **C** | **mV** | **mg/L** | **NTU** |
| **MR-AP-MW-04V** | **03-04-2020** | 972.07 | 6.34 | 18.09 | 68.38 | 0.52 | 1.03 |
| **MR-AP-MW-06V** | **03-03-2020** | 905.26 | 7.14 | 18.65 | -85.26 | 0.64 | 2.63 |
| **MR-AP-MW-17H** | **03-10-2020** | 589.91 | 7.04 | 16.7 | -54.99 | 0.17 | 4.67 |
| **MR-AP-MW-18H** | **03-10-2020** | 497.09 | 7.28 | 16.08 | -63.76 | 1.31 | 1.08 |
| **MR-AP-MW-19HA** | **03-09-2020** | 1284.05 | 8.05 | 17.84 | -341.4 | 0 | 17 |
| **MR-AP-MW-20H** | **03-10-2020** | 1659.5 | 7.35 | 17.31 | -138.63 | 0.42 | 1.72 |
| **MR-AP-MW-20HS** | **03-10-2020** | 1210.01 | 6.47 | 17.05 | -65.26 | 0.15 | 1.27 |
| **MR-AP-MW-23** | **03-09-2020** | 7665.09 | 7.6 | 17.82 | -154.57 | 0.33 | 5.79 |
| **MR-AP-MW-23** | **04-09-2020** | 7460.6 | 7.65 | 18.91 | -142.89 | 0.42 | 4.39 |
| **MR-AP-MW-28H** | **03-09-2020** | 508.83 | 6.8 | 18.86 | -6.73 | 0.68 | 2.07 |
| **MR-AP-MW-30H** | **03-10-2020** | 1930.02 | 6.91 | 17.25 | -266.54 | 0.04 | 3.22 |
| **MR-AP-MW-32H** | **03-10-2020** | 346.7 | 7.27 | 17.32 | -100.04 | 1.18 | 2.46 |
| **MR-AP-MW-33H** | **03-05-2020** | 1279.07 | 6.51 | 14.95 | 8.4 | 0.67 | 4.97 |
| **MR-AP-MW-34H** | **03-09-2020** | 2006.61 | 7.76 | 16.97 | -331.52 | 0.09 | 2.03 |
| **MR-AP-MW-35H** | **03-10-2020** | 640.52 | 6.69 | 18.05 | -54.75 | 0.15 | 2.14 |
| **MR-AP-MW-37H** | **03-09-2020** | 470.66 | 7.33 | 17.54 | -102.43 | 0.25 | 0.85 |
| **MR-AP-PZ-05** | **03-02-2020** | 998.83 | 8.34 | 15.05 | -294.78 | 0.52 | 3.82 |

Notes:

1. J value indicates the result is greater that or equal to the Method Detection Limit (MDL) and less that the Practical Quantitation Limit (PQL). Values are displayed as less than the PQL with a J.
2. Non-Detect indicates the result was not detected above the MDL and is considered a non-detect.
3. U - Radium data is a combination of radium isotopes 226 and 228. When results are reported below the MDC (Minimum Detectable Concentration), data is displayed with an accompanying U. The MDC varies depending upon the sample amount and elapsed time of the measurment.
4. TDS - Total Dissolved Solids

# Table 8.
# Second Semi-Annual Monitoring Event Analytical Summary

| | | APPENDIX III | | | | | | |
|---|---|---|---|---|---|---|---|---|
| **WELL** | **SAMPLE DATE** | **Boron** | **Calcium** | **Chloride** | **Fluoride** | **pH** | **Sulfate** | **TDS** |
| **UNITS** | | **mg/L** | **mg/L** | **mg/L** | **mg/L** | **SU** | **mg/L** | **mg/L** |
| **GS-AP-MW-8** | **9/21/2020** | Non-Detect | 5.19 | 3.22 | 0.125 | 5.75 | 4.69 | 94 |
| **GS-AP-MW-17V** | **9/23/2020** | 0.0478(J) | 29.3 | 3.74 | 0.278 | 7.53 | 11.1 | 368 |
| **MR-AP-MW-1** | **10/19/2020** | 0.0512(J) | 32.6 | 16 | 0.16 | 11.44 | 233 | 530 |
| **MR-AP-MW-2** | **10/21/2020** | 0.316 | 212 | 9.47 | 0.236 | 6.29 | 1360 | 2190 |
| **MR-AP-MW-3D** | **10/13/2020** | 0.492 | 162 | 25.9 | 0.362 | 6.9 | 473 | 937 |
| **MR-AP-MW-3S** | **10/13/2020** | 0.271 | 6.81 | 96.3 | 0.311 | 9.04 | 236 | 793 |
| **MR-AP-MW-4** | **10/14/2020** | 0.46 | 194 | 30.8 | 0.251 | 5.93 | 527 | 934 |
| **MR-AP-MW-5** | **10/21/2020** | 0.847 | 242 | 35.8 | 0.427 | 7.07 | 669 | 1190 |
| **MR-AP-PZ-5** | **10/21/2020** | 0.328 | 7.36 | 23.9 | 1.89 | 8.16 | 7.39 | 594 |
| **MR-AP-MW-6** | **10/20/2020** | 0.947 | 148 | 34 | 0.109 | 6.15 | 513 | 876 |
| **MR-AP-MW-7DR** | **10/20/2020** | 0.745 | 121 | 43.2 | 0.122 | 6.78 | 384 | 818 |
| **MR-AP-MW-7SR** | **10/20/2020** | 0.726 | 92.8 | 22.9 | 0.222 | 6.54 | 268 | 588 |
| **MR-AP-MW-9DR** | **10/15/2020** | Non-Detect | 98.7 | 6.21 | 0.129 | 6.67 | 303 | 654 |
| **MR-AP-MW-9SR** | **10/15/2020** | 0.11 | 99.8 | 12.5 | 0.114 | 6.42 | 339 | 686 |
| **MR-AP-MW-10** | **10/19/2020** | 4.44 | 149 | 6.03 | 0.608 | 7.05 | 781 | 1430 |
| **MR-AP-MW-11** | **10/20/2020** | 0.0357(J) | 151 | 6.33 | 0.126 | 7.26 | 575 | 1050 |
| **MR-AP-MW-12** | **10/19/2020** | 7.42 | 115 | 7.33 | 0.978 | 6.5 | 1630 | 2540 |
| **MR-AP-MW-13DR** | **10/20/2020** | 0.0304(J) | 46.7 | 13.8 | 0.146 | 6.81 | 65.8 | 314 |
| **MR-AP-MW-13SR** | **10/20/2020** | 0.0541(J) | 35.9 | 10.6 | 0.434 | 6.28 | 285 | 604 |
| **MR-AP-MW-14R** | **10/20/2020** | 0.0773(J) | 36.4 | 7.55 | 0.177 | 6.46 | 39.3 | 219 |
| **MR-AP-MW-15** | **10/13/2020** | 0.375 | 41.4 | 17.5 | 0.125 | 6.42 | 107 | 280 |
| **MR-AP-MW-16** | **10/13/2020** | 2.62 | 96.9 | 10 | 0.145 | 6.31 | 366 | 738 |
| **MR-AP-MW-21** | **10/13/2020** | 0.0973(J) | 51.7 | 14.4 | 0.283 | 7.68 | 135 | 534 |

Notes:

1. J value indicates the result is greater that or equal to the Method Detection Limit (MDL) and less that the Practical Quantitation Limit (PQL). Values are displayed as less than the PQL with a J.

2. Non-Detect indicates the result was not detected above the MDL and is considered a non-detect.

3. U - Radium data is a combination of radium isotopes 226 and 228. When results are reported below the MDC (Minimum Detectable Concentration), data is displayed with an accompanying U. The MDC varies depending upon the sample amount and elapsed time of the measurment.

4. TDS - Total Dissolved Solids

# Table 8.
# Second Semi-Annual Monitoring Event Analytical Summary

| | | APPENDIX III | | | | | | |
|---|---|---|---|---|---|---|---|---|
| **WELL** | **SAMPLE DATE** | **Boron** | **Calcium** | **Chloride** | **Fluoride** | **pH** | **Sulfate** | **TDS** |
| **UNITS** | | **mg/L** | **mg/L** | **mg/L** | **mg/L** | **SU** | **mg/L** | **mg/L** |
| **MR-AP-MW-22D** | **10/26/2020** | 0.149 | 49.7 | 2140 | 0.142 | 7.78 | 7.91 | 4010 |
| **MR-AP-MW-22I** | **10/20/2020** | 0.173 | 8.61 | 247 | 0.311 | 7.68 | 36.4 | 780 |
| **MR-AP-MW-22S** | **10/14/2020** | 0.134 | 46.6 | 163 | 0.337 | 6.84 | 184 | 730 |
| **MR-AP-MW-23** | **10/14/2020** | 0.762 | 123 | 2440 | 0.422 | 7.66 | 1.1 | 4840 |
| **MR-AP-MW-23A** | **10/14/2020** | 0.706 | 118 | 2510 | 0.429 | 7.46 | 5.51 | 4620 |
| **MR-AP-MW-4V** | **10/14/2020** | 0.483 | 193 | 35.2 | 0.125 | 6.38 | 554 | 963 |
| **MR-AP-MW-6V** | **10/19/2020** | 0.437 | 96.4 | 25 | 0.16 | 7.28 | 238 | 594 |
| **MR-AP-MW-17H** | **10/13/2020** | 0.0857(J) | 44.6 | 6.09 | 0.171 | 7 | 81.6 | 433 |
| **MR-AP-MW-18H** | **10/13/2020** | 0.302 | 17.7 | 22.7 | 0.272 | 7.23 | 362 | 823 |
| **MR-AP-MW-19HA** | **10/14/2020** | 0.167 | 8 | 120 | 2.32 | 8.25 | 83.1 | 1300 |
| **MR-AP-MW-20H** | **10/19/2020** | 0.724 | 201 | 38.6 | 0.311 | 7.33 | 634 | 1130 |
| **MR-AP-MW-20HS** | **10/19/2020** | 0.615 | 145 | 35.4 | Non-Detect | 6.51 | 475 | 862 |
| **MR-AP-MW-27HR** | **10/26/2020** | Non-Detect | 47.2 | 14.1 | 0.161 | 7.2 | 61.6 | 321 |
| **MR-AP-MW-28H** | **10/19/2020** | 0.608 | 63.6 | 5.22 | 0.154 | 6.79 | 173 | 458 |
| **MR-AP-MW-30H** | **10/20/2020** | 0.0673(J) | 228 | 149 | 0.158 | 6.84 | 850 | 1840 |
| **MR-AP-MW-31H** | **10/27/2020** | 0.0341(J) | 130 | 12.5 | 0.14 | 6.95 | 410 | 886 |
| **MR-AP-MW-32H** | **10/15/2020** | Non-Detect | 49.5 | 4.47 | 0.151 | 7.32 | 7.29 | 232 |
| **MR-AP-MW-33H** | **10/14/2020** | 0.738 | 244 | 38.7 | 0.223 | 6.45 | 700 | 1170 |
| **MR-AP-MW-34H** | **10/21/2020** | 0.16 | 24.6 | 199 | 0.429 | 7.79 | 279 | 1540 |
| **MR-AP-MW-35H** | **10/13/2020** | Non-Detect | 64.9 | 1.91 | 0.16 | 6.64 | 196 | 455 |
| **MR-AP-MW-36HR** | **10/27/2020** | 0.0966(J) | 10.9 | 66.6 | 0.272 | 7.54 | 285 | 913 |
| **MR-AP-MW-37H** | **10/19/2020** | Non-Detect | 38.9 | 10.3 | 0.178 | 7.32 | 32.4 | 295 |

Notes:

1. J value indicates the result is greater that or equal to the Method Detection Limit (MDL) and less that the Practical Quantitation Limit (PQL). Values are displayed as less than the PQL with a J.
2. Non-Detect indicates the result was not detected above the MDL and is considered a non-detect.
3. U - Radium data is a combination of radium isotopes 226 and 228. When results are reported below the MDC (Minimum Detectable Concentration), data is displayed with an accompanying U. The MDC varies depending upon the sample amount and elapsed time of the measurment.
4. TDS - Total Dissolved Solids

# Table 8.
# Second Semi-Annual Monitoring Event Analytical Summary

| | | APPENDIX IV | | | | | | |
|---|---|---|---|---|---|---|---|---|
| **WELL** | **SAMPLE DATE** | **Antimony** | **Arsenic** | **Barium** | **Beryllium** | **Cadmium** | **Chromium** | **Cobalt** |
| **UNITS** | | **mg/L** | **mg/L** | **mg/L** | **mg/L** | **mg/L** | **mg/L** | **mg/L** |
| **GS-AP-MW-8** | **9/21/2020** | Non-Detect | Non-Detect | 0.026 | Non-Detect | Non-Detect | Non-Detect | Non-Detect |
| **GS-AP-MW-17V** | **9/23/2020** | Non-Detect | Non-Detect | 0.299 | Non-Detect | Non-Detect | Non-Detect | Non-Detect |
| **MR-AP-MW-1** | **10/19/2020** | Non-Detect | 0.00351(J) | 0.0295 | Non-Detect | Non-Detect | 0.00527(J) | Non-Detect |
| **MR-AP-MW-2** | **10/21/2020** | Non-Detect | 0.00346(J) | 0.0185 | Non-Detect | Non-Detect | Non-Detect | 0.0368 |
| **MR-AP-MW-3D** | **10/13/2020** | Non-Detect | 0.015 | 0.0293 | Non-Detect | Non-Detect | Non-Detect | 0.00555 |
| **MR-AP-MW-3S** | **10/13/2020** | Non-Detect | Non-Detect | 0.22 | Non-Detect | Non-Detect | Non-Detect | Non-Detect |
| **MR-AP-MW-4** | **10/14/2020** | Non-Detect | Non-Detect | 0.0127 | Non-Detect | Non-Detect | Non-Detect | 0.0117 |
| **MR-AP-MW-5** | **10/21/2020** | Non-Detect | 0.0145 | 0.0173 | Non-Detect | Non-Detect | Non-Detect | Non-Detect |
| **MR-AP-PZ-5** | **10/21/2020** | Non-Detect | 0.00137(J) | 0.166 | Non-Detect | Non-Detect | Non-Detect | Non-Detect |
| **MR-AP-MW-6** | **10/20/2020** | Non-Detect | Non-Detect | 0.0252 | Non-Detect | Non-Detect | Non-Detect | 0.00675 |
| **MR-AP-MW-7DR** | **10/20/2020** | Non-Detect | 0.00547 | 0.0331 | Non-Detect | Non-Detect | Non-Detect | Non-Detect |
| **MR-AP-MW-7SR** | **10/20/2020** | Non-Detect | 0.00251(J) | 0.0466 | Non-Detect | Non-Detect | Non-Detect | Non-Detect |
| **MR-AP-MW-9DR** | **10/15/2020** | Non-Detect | Non-Detect | 0.0408 | Non-Detect | Non-Detect | Non-Detect | Non-Detect |
| **MR-AP-MW-9SR** | **10/15/2020** | Non-Detect | 0.0016(J) | 0.0274 | Non-Detect | Non-Detect | Non-Detect | Non-Detect |
| **MR-AP-MW-10** | **10/19/2020** | Non-Detect | 0.00186(J) | 0.0168 | Non-Detect | Non-Detect | Non-Detect | Non-Detect |
| **MR-AP-MW-11** | **10/20/2020** | Non-Detect | Non-Detect | 0.0414 | Non-Detect | Non-Detect | Non-Detect | Non-Detect |
| **MR-AP-MW-12** | **10/19/2020** | Non-Detect | 0.00463(J) | 0.0157 | Non-Detect | Non-Detect | Non-Detect | Non-Detect |
| **MR-AP-MW-13DR** | **10/20/2020** | Non-Detect | Non-Detect | 0.144 | Non-Detect | Non-Detect | Non-Detect | Non-Detect |
| **MR-AP-MW-13SR** | **10/20/2020** | Non-Detect | Non-Detect | 0.0466 | Non-Detect | Non-Detect | Non-Detect | 0.0112 |
| **MR-AP-MW-14R** | **10/20/2020** | Non-Detect | Non-Detect | 0.116 | Non-Detect | Non-Detect | Non-Detect | Non-Detect |
| **MR-AP-MW-15** | **10/13/2020** | Non-Detect | Non-Detect | 0.0522 | Non-Detect | Non-Detect | Non-Detect | Non-Detect |
| **MR-AP-MW-16** | **10/13/2020** | Non-Detect | Non-Detect | 0.0322 | Non-Detect | Non-Detect | Non-Detect | 0.00352(J) |
| **MR-AP-MW-21** | **10/13/2020** | Non-Detect | 0.00366(J) | 0.381 | Non-Detect | Non-Detect | Non-Detect | Non-Detect |

Notes:

1. J value indicates the result is greater that or equal to the Method Detection Limit (MDL) and less that the Practical Quantitation Limit (PQL). Values are displayed as less than the PQL with a J.

2. Non-Detect indicates the result was not detected above the MDL and is considered a non-detect.

3. U - Radium data is a combination of radium isotopes 226 and 228. When results are reported below the MDC (Minimum Detectable Concentration), data is displayed with an accompanying U. The MDC varies depending upon the sample amount and elapsed time of the measurment.

4. TDS - Total Dissolved Solids

# Table 8.
# Second Semi-Annual Monitoring Event Analytical Summary

| | | APPENDIX IV | | | | | | |
|---|---|---|---|---|---|---|---|---|
| **WELL** | **SAMPLE DATE** | **Antimony** | **Arsenic** | **Barium** | **Beryllium** | **Cadmium** | **Chromium** | **Cobalt** |
| **UNITS** | | **mg/L** | **mg/L** | **mg/L** | **mg/L** | **mg/L** | **mg/L** | **mg/L** |
| **MR-AP-MW-22D** | **10/26/2020** | Non-Detect | 0.00188(J) | 4.33 | Non-Detect | Non-Detect | Non-Detect | Non-Detect |
| **MR-AP-MW-22I** | **10/20/2020** | Non-Detect | 0.00319(J) | 0.198 | Non-Detect | Non-Detect | Non-Detect | Non-Detect |
| **MR-AP-MW-22S** | **10/14/2020** | Non-Detect | 0.00129(J) | 0.122 | Non-Detect | Non-Detect | Non-Detect | Non-Detect |
| **MR-AP-MW-23** | **10/14/2020** | Non-Detect | Non-Detect | 12.4 | Non-Detect | Non-Detect | Non-Detect | Non-Detect |
| **MR-AP-MW-23A** | **10/14/2020** | Non-Detect | 0.0014(J) | 9.8 | Non-Detect | Non-Detect | Non-Detect | Non-Detect |
| **MR-AP-MW-4V** | **10/14/2020** | Non-Detect | Non-Detect | 0.0179 | Non-Detect | Non-Detect | Non-Detect | 0.00364(J) |
| **MR-AP-MW-6V** | **10/19/2020** | Non-Detect | 0.00307(J) | 0.0597 | Non-Detect | Non-Detect | Non-Detect | Non-Detect |
| **MR-AP-MW-17H** | **10/13/2020** | Non-Detect | Non-Detect | 0.444 | Non-Detect | Non-Detect | Non-Detect | Non-Detect |
| **MR-AP-MW-18H** | **10/13/2020** | Non-Detect | Non-Detect | 0.0379 | Non-Detect | Non-Detect | Non-Detect | Non-Detect |
| **MR-AP-MW-19HA** | **10/14/2020** | Non-Detect | 0.00247(J) | 0.0769 | Non-Detect | Non-Detect | Non-Detect | Non-Detect |
| **MR-AP-MW-20H** | **10/19/2020** | Non-Detect | 0.00105(J) | 0.0276 | Non-Detect | Non-Detect | Non-Detect | Non-Detect |
| **MR-AP-MW-20HS** | **10/19/2020** | Non-Detect | Non-Detect | 0.0283 | Non-Detect | Non-Detect | Non-Detect | Non-Detect |
| **MR-AP-MW-27HR** | **10/26/2020** | Non-Detect | Non-Detect | 0.101 | Non-Detect | Non-Detect | Non-Detect | Non-Detect |
| **MR-AP-MW-28H** | **10/19/2020** | Non-Detect | 0.00281(J) | 0.0429 | Non-Detect | Non-Detect | Non-Detect | Non-Detect |
| **MR-AP-MW-30H** | **10/20/2020** | Non-Detect | 0.00242(J) | 0.0468 | Non-Detect | Non-Detect | Non-Detect | Non-Detect |
| **MR-AP-MW-31H** | **10/27/2020** | Non-Detect | 0.00133(J) | 0.0585 | Non-Detect | Non-Detect | Non-Detect | Non-Detect |
| **MR-AP-MW-32H** | **10/15/2020** | Non-Detect | 0.00527 | 0.584 | Non-Detect | Non-Detect | Non-Detect | Non-Detect |
| **MR-AP-MW-33H** | **10/14/2020** | Non-Detect | 0.0047(J) | 0.0381 | Non-Detect | Non-Detect | Non-Detect | 0.0121 |
| **MR-AP-MW-34H** | **10/21/2020** | Non-Detect | Non-Detect | 0.0952 | Non-Detect | Non-Detect | Non-Detect | Non-Detect |
| **MR-AP-MW-35H** | **10/13/2020** | Non-Detect | 0.0146 | 0.0315 | Non-Detect | Non-Detect | Non-Detect | Non-Detect |
| **MR-AP-MW-36HR** | **10/27/2020** | Non-Detect | 0.00333(J) | 0.0347 | Non-Detect | Non-Detect | Non-Detect | Non-Detect |
| **MR-AP-MW-37H** | **10/19/2020** | 0.0015(J) | 0.00192(J) | 0.11 | Non-Detect | Non-Detect | Non-Detect | Non-Detect |

Notes:

1. J value indicates the result is greater that or equal to the Method Detection Limit (MDL) and less that the Practical Quantitation Limit (PQL). Values are displayed as less than the PQL with a J.
2. Non-Detect indicates the result was not detected above the MDL and is considered a non-detect.
3. U - Radium data is a combination of radium isotopes 226 and 228. When results are reported below the MDC (Minimum Detectable Concentration), data is displayed with an accompanying U. The MDC varies depending upon the sample amount and elapsed time of the measurment.
4. TDS - Total Dissolved Solids

# Table 8.
# Second Semi-Annual Monitoring Event Analytical Summary

| | | APPENDIX IV | | | | | | | |
|---|---|---|---|---|---|---|---|---|---|
| **WELL** | **SAMPLE DATE** | **Combined Radium 226 + 228** | **Fluoride** | **Lead** | **Lithium** | **Mercury** | **Molybdenum** | **Selenium** | **Thallium** |
| **UNITS** | | **pCi/L** | **mg/L** | **mg/L** | **mg/L** | **mg/L** | **mg/L** | **mg/L** | **mg/L** |
| **GS-AP-MW-8** | **9/21/2020** | 1.25 | 0.125 | Non-Detect | Non-Detect | Non-Detect | Non-Detect | Non-Detect | Non-Detect |
| **GS-AP-MW-17V** | **9/23/2020** | 0.542(U) | 0.278 | Non-Detect | 0.0574 | Non-Detect | 0.00664(J) | Non-Detect | Non-Detect |
| **MR-AP-MW-1** | **10/19/2020** | 0.335(U) | 0.16 | Non-Detect | 0.09 | Non-Detect | 0.0116 | Non-Detect | Non-Detect |
| **MR-AP-MW-2** | **10/21/2020** | 0.448(U) | 0.236 | Non-Detect | 0.217 | Non-Detect | 0.00458(J) | Non-Detect | Non-Detect |
| **MR-AP-MW-3D** | **10/13/2020** | -0.209(U) | 0.362 | Non-Detect | 0.121 | Non-Detect | 0.0265 | Non-Detect | Non-Detect |
| **MR-AP-MW-3S** | **10/13/2020** | -0.0678(U) | 0.311 | Non-Detect | 0.347 | Non-Detect | 0.0517 | Non-Detect | Non-Detect |
| **MR-AP-MW-4** | **10/14/2020** | 0.434(U) | 0.251 | Non-Detect | 0.0651 | Non-Detect | Non-Detect | Non-Detect | Non-Detect |
| **MR-AP-MW-5** | **10/21/2020** | -0.12(U) | 0.427 | Non-Detect | 0.193 | Non-Detect | 0.0877 | Non-Detect | Non-Detect |
| **MR-AP-PZ-5** | **10/21/2020** | 0.0492(U) | 1.89 | Non-Detect | 0.127 | Non-Detect | Non-Detect | Non-Detect | Non-Detect |
| **MR-AP-MW-6** | **10/20/2020** | 0.321(U) | 0.109 | Non-Detect | 0.0785 | Non-Detect | Non-Detect | Non-Detect | Non-Detect |
| **MR-AP-MW-7DR** | **10/20/2020** | 0.197(U) | 0.122 | Non-Detect | 0.12 | Non-Detect | 0.00424(J) | Non-Detect | Non-Detect |
| **MR-AP-MW-7SR** | **10/20/2020** | 0.398(U) | 0.222 | Non-Detect | 0.143 | Non-Detect | 0.0356 | Non-Detect | Non-Detect |
| **MR-AP-MW-9DR** | **10/15/2020** | 0.897 | 0.129 | Non-Detect | 0.0815 | Non-Detect | Non-Detect | Non-Detect | Non-Detect |
| **MR-AP-MW-9SR** | **10/15/2020** | 0.222(U) | 0.114 | Non-Detect | 0.0413 | Non-Detect | 0.00213(J) | Non-Detect | Non-Detect |
| **MR-AP-MW-10** | **10/19/2020** | 0.387(U) | 0.608 | Non-Detect | 0.166 | Non-Detect | 0.305 | Non-Detect | Non-Detect |
| **MR-AP-MW-11** | **10/20/2020** | 0.0474(U) | 0.126 | Non-Detect | 0.297 | Non-Detect | Non-Detect | Non-Detect | Non-Detect |
| **MR-AP-MW-12** | **10/19/2020** | 0.17(U) | 0.978 | Non-Detect | 0.12 | Non-Detect | 0.858 | Non-Detect | Non-Detect |
| **MR-AP-MW-13DR** | **10/20/2020** | 0.357(U) | 0.146 | Non-Detect | 0.0343 | Non-Detect | 0.00206(J) | Non-Detect | Non-Detect |
| **MR-AP-MW-13SR** | **10/20/2020** | 0.479(U) | 0.434 | Non-Detect | 0.0475 | Non-Detect | 0.00311(J) | Non-Detect | Non-Detect |
| **MR-AP-MW-14R** | **10/20/2020** | -0.128(U) | 0.177 | Non-Detect | 0.0207 | Non-Detect | Non-Detect | Non-Detect | Non-Detect |
| **MR-AP-MW-15** | **10/13/2020** | 0.232(U) | 0.125 | Non-Detect | 0.0195(J) | Non-Detect | Non-Detect | Non-Detect | Non-Detect |
| **MR-AP-MW-16** | **10/13/2020** | 0.209(U) | 0.145 | Non-Detect | 0.132 | Non-Detect | 0.0494 | 0.00351(J) | Non-Detect |
| **MR-AP-MW-21** | **10/13/2020** | 0.683 | 0.283 | Non-Detect | 0.0379 | Non-Detect | Non-Detect | Non-Detect | Non-Detect |

Notes:

1. J value indicates the result is greater that or equal to the Method Detection Limit (MDL) and less that the Practical Quantitation Limit (PQL).
Values are displayed as less than the PQL with a J.

2. Non-Detect indicates the result was not detected above the MDL and is considered a non-detect.

3. U - Radium data is a combination of radium isotopes 226 and 228. When results are reported below the MDC (Minimum Detectable Concentration), data is displayed with an accompanying U. The MDC varies depending upon the sample amount and elapsed time of the measurment.

4. TDS - Total Dissolved Solids

# Table 8.
# Second Semi-Annual Monitoring Event Analytical Summary

| | | APPENDIX IV | | | | | | | |
|---|---|---|---|---|---|---|---|---|---|
| **WELL** | **SAMPLE DATE** | **Combined Radium 226 + 228** | **Fluoride** | **Lead** | **Lithium** | **Mercury** | **Molybdenum** | **Selenium** | **Thallium** |
| **UNITS** | | **pCi/L** | **mg/L** | **mg/L** | **mg/L** | **mg/L** | **mg/L** | **mg/L** | **mg/L** |
| **MR-AP-MW-22D** | **10/26/2020** | 2.3 | 0.142 | Non-Detect | 0.344 | Non-Detect | 0.00248(J) | Non-Detect | Non-Detect |
| **MR-AP-MW-22I** | **10/20/2020** | 0.679 | 0.311 | Non-Detect | 0.141 | Non-Detect | 0.00251(J) | Non-Detect | Non-Detect |
| **MR-AP-MW-22S** | **10/14/2020** | 0.484 | 0.337 | Non-Detect | 0.172 | Non-Detect | Non-Detect | Non-Detect | Non-Detect |
| **MR-AP-MW-23** | **10/14/2020** | 4.78 | 0.422 | Non-Detect | 1.2 | Non-Detect | 0.00351(J) | Non-Detect | Non-Detect |
| **MR-AP-MW-23A** | **10/14/2020** | 4.46 | 0.429 | Non-Detect | 1.17 | Non-Detect | Non-Detect | Non-Detect | Non-Detect |
| **MR-AP-MW-4V** | **10/14/2020** | 0.505 | 0.125 | Non-Detect | 0.0601 | Non-Detect | Non-Detect | Non-Detect | Non-Detect |
| **MR-AP-MW-6V** | **10/19/2020** | 0.106(U) | 0.16 | Non-Detect | 0.0971 | Non-Detect | 0.00562(J) | Non-Detect | Non-Detect |
| **MR-AP-MW-17H** | **10/13/2020** | 0.298(U) | 0.171 | Non-Detect | 0.0845 | Non-Detect | Non-Detect | Non-Detect | Non-Detect |
| **MR-AP-MW-18H** | **10/13/2020** | 0.0821(U) | 0.272 | Non-Detect | 0.215 | Non-Detect | 0.00832(J) | Non-Detect | Non-Detect |
| **MR-AP-MW-19HA** | **10/14/2020** | 0.362 | 2.32 | Non-Detect | 0.173 | Non-Detect | Non-Detect | Non-Detect | Non-Detect |
| **MR-AP-MW-20H** | **10/19/2020** | 0.154(U) | 0.311 | Non-Detect | 0.245 | Non-Detect | 0.0683 | Non-Detect | Non-Detect |
| **MR-AP-MW-20HS** | **10/19/2020** | 0.0854(U) | Non-Detect | Non-Detect | 0.0797 | Non-Detect | Non-Detect | Non-Detect | Non-Detect |
| **MR-AP-MW-27HR** | **10/26/2020** | 0.0991(U) | 0.161 | Non-Detect | 0.0427 | Non-Detect | Non-Detect | Non-Detect | Non-Detect |
| **MR-AP-MW-28H** | **10/19/2020** | 0.155(U) | 0.154 | Non-Detect | 0.058 | Non-Detect | 0.00517(J) | Non-Detect | Non-Detect |
| **MR-AP-MW-30H** | **10/20/2020** | 0.598 | 0.158 | Non-Detect | 0.0918 | Non-Detect | 0.00856(J) | Non-Detect | Non-Detect |
| **MR-AP-MW-31H** | **10/27/2020** | -0.0134(U) | 0.14 | Non-Detect | 0.135 | Non-Detect | Non-Detect | Non-Detect | Non-Detect |
| **MR-AP-MW-32H** | **10/15/2020** | 0.826 | 0.151 | Non-Detect | Non-Detect | Non-Detect | 0.00939(J) | Non-Detect | Non-Detect |
| **MR-AP-MW-33H** | **10/14/2020** | 0.0343(U) | 0.223 | Non-Detect | 0.155 | Non-Detect | 0.0223 | Non-Detect | Non-Detect |
| **MR-AP-MW-34H** | **10/21/2020** | 0.53 | 0.429 | Non-Detect | 0.156 | Non-Detect | 0.00201(J) | Non-Detect | Non-Detect |
| **MR-AP-MW-35H** | **10/13/2020** | 0.0328(U) | 0.16 | Non-Detect | 0.0305 | Non-Detect | Non-Detect | Non-Detect | Non-Detect |
| **MR-AP-MW-36HR** | **10/27/2020** | 0.0202(U) | 0.272 | Non-Detect | 0.161 | Non-Detect | 0.0195 | Non-Detect | Non-Detect |
| **MR-AP-MW-37H** | **10/19/2020** | -0.0717(U) | 0.178 | Non-Detect | 0.0635 | Non-Detect | Non-Detect | Non-Detect | Non-Detect |

Notes:

1. J value indicates the result is greater that or equal to the Method Detection Limit (MDL) and less that the Practical Quantitation Limit (PQL). Values are displayed as less than the PQL with a J.
2. Non-Detect indicates the result was not detected above the MDL and is considered a non-detect.
3. U - Radium data is a combination of radium isotopes 226 and 228. When results are reported below the MDC (Minimum Detectable Concentration), data is displayed with an accompanying U. The MDC varies depending upon the sample amount and elapsed time of the measurment.
4. TDS - Total Dissolved Solids

# Table 8.
# Second Semi-Annual Monitoring Event Analytical Summary

| | | FIELD PARAMETERS | | | | |
|---|---|---|---|---|---|---|
| **WELL** | **SAMPLE DATE** | **Conductivity** | **Temperature** | **ORP** | **DO** | **Turbidity** |
| **UNITS** | | **uS/cm** | **C** | **mV** | **mg/L** | **NTU** |
| **GS-AP-MW-8** | **9/21/2020** | 94.1 | 20.34 | 117.41 | 1.68 | 4.22 |
| **GS-AP-MW-17V** | **9/23/2020** | 532.61 | 19.56 | -143.42 | 0.26 | 0.48 |
| **MR-AP-MW-1** | **10/19/2020** | 1195.35 | 19.48 | -257.38 | 0.32 | 22.5 |
| **MR-AP-MW-2** | **10/21/2020** | 2684.43 | 21.9 | -77.09 | 0.66 | 0.98 |
| **MR-AP-MW-3D** | **10/13/2020** | 1228.24 | 18.31 | -65.31 | 0.38 | 2.85 |
| **MR-AP-MW-3S** | **10/13/2020** | 1247.39 | 18.4 | -225.34 | 0.37 | 2.02 |
| **MR-AP-MW-4** | **10/14/2020** | 1163.26 | 19.59 | 76.41 | 0.27 | 1.68 |
| **MR-AP-MW-5** | **10/21/2020** | 1466.99 | 18.23 | -199.44 | 0.25 | 1.45 |
| **MR-AP-PZ-5** | **10/21/2020** | 982.27 | 20.82 | -292.77 | 0.3 | 1.94 |
| **MR-AP-MW-6** | **10/20/2020** | 1112.58 | 21.69 | -30.56 | 0.19 | 1.19 |
| **MR-AP-MW-7DR** | **10/20/2020** | 1146.26 | 17.44 | -57.73 | 0.27 | 1.81 |
| **MR-AP-MW-7SR** | **10/20/2020** | 894.56 | 18.19 | -45.58 | 0.39 | 1.58 |
| **MR-AP-MW-9DR** | **10/15/2020** | 845.53 | 16.72 | -78.75 | 0.23 | 6.2 |
| **MR-AP-MW-9SR** | **10/15/2020** | 906.76 | 16.82 | -73.65 | 0.2 | 0.61 |
| **MR-AP-MW-10** | **10/19/2020** | 1806.08 | 18.66 | -78.86 | 0.35 | 0.66 |
| **MR-AP-MW-11** | **10/20/2020** | 1230.82 | 19.69 | -91.89 | 0.62 | 5.67 |
| **MR-AP-MW-12** | **10/19/2020** | 3211.92 | 21.18 | 15.45 | 0.47 | 1.22 |
| **MR-AP-MW-13DR** | **10/20/2020** | 486.82 | 20.72 | -101.5 | 0.76 | 2.26 |
| **MR-AP-MW-13SR** | **10/20/2020** | 878.93 | 20.04 | 96.5 | 1.11 | 7.6 |
| **MR-AP-MW-14R** | **10/20/2020** | 328.77 | 17.61 | -5.7 | 0.11 | 4.04 |
| **MR-AP-MW-15** | **10/13/2020** | 386.58 | 20.44 | -32.5 | 0.18 | 8.87 |
| **MR-AP-MW-16** | **10/13/2020** | 1058.26 | 19.62 | 104.3 | 0.31 | 1.25 |
| **MR-AP-MW-21** | **10/13/2020** | 696.35 | 20.63 | -234.96 | 0.49 | 0.5 |

Notes:

1. J value indicates the result is greater that or equal to the Method Detection Limit (MDL) and less that the Practical Quantitation Limit (PQL). Values are displayed as less than the PQL with a J.

2. Non-Detect indicates the result was not detected above the MDL and is considered a non-detect.

3. U - Radium data is a combination of radium isotopes 226 and 228. When results are reported below the MDC (Minimum Detectable Concentration), data is displayed with an accompanying U. The MDC varies depending upon the sample amount and elapsed time of the measurment.

4. TDS - Total Dissolved Solids

# Table 8.
# Second Semi-Annual Monitoring Event Analytical Summary

| | | FIELD PARAMETERS | | | | |
|---|---|---|---|---|---|---|
| **WELL** | **SAMPLE DATE** | **Conductivity** | **Temperature** | **ORP** | **DO** | **Turbidity** |
| **UNITS** | | **uS/cm** | **C** | **mV** | **mg/L** | **NTU** |
| **MR-AP-MW-22D** | **10/26/2020** | 6606.23 | 20.13 | -188.13 | 0.46 | 4.57 |
| **MR-AP-MW-22I** | **10/20/2020** | 1363.3 | 19.87 | -152.88 | 0.35 | 3.61 |
| **MR-AP-MW-22S** | **10/14/2020** | 1241.44 | 17.84 | -117.62 | 0.14 | 1.83 |
| **MR-AP-MW-23** | **10/14/2020** | 7703.34 | 20.34 | -194.34 | 0.4 | 1.6 |
| **MR-AP-MW-23A** | **10/14/2020** | 7745.95 | 21.03 | -134.96 | 0.62 | 2.21 |
| **MR-AP-MW-4V** | **10/14/2020** | 1208.46 | 19.09 | 58.31 | 0.27 | 2.41 |
| **MR-AP-MW-6V** | **10/19/2020** | 852.12 | 20.37 | -87.05 | 1.43 | 2.29 |
| **MR-AP-MW-17H** | **10/13/2020** | 599.38 | 17.12 | -52.72 | 0.16 | 7.02 |
| **MR-AP-MW-18H** | **10/13/2020** | 1090.86 | 19.81 | -55.16 | 0.96 | 1.21 |
| **MR-AP-MW-19HA** | **10/14/2020** | 2524.03 | 22.38 | -351.05 | 0.21 | 2.21 |
| **MR-AP-MW-20H** | **10/19/2020** | 1504.6 | 18.43 | -117.28 | 0.82 | 2.07 |
| **MR-AP-MW-20HS** | **10/19/2020** | 1095.66 | 17.56 | -60.63 | 0.2 | 1.32 |
| **MR-AP-MW-27HR** | **10/26/2020** | 473.42 | 19.25 | -125.31 | 0.95 | 1.43 |
| **MR-AP-MW-28H** | **10/19/2020** | 696.21 | 20.31 | -26.78 | 0.4 | 1.08 |
| **MR-AP-MW-30H** | **10/20/2020** | 2306 | 19.75 | -164.63 | 0.34 | 0.72 |
| **MR-AP-MW-31H** | **10/27/2020** | 1013.47 | 18.8 | -109.84 | 0.58 | 1.29 |
| **MR-AP-MW-32H** | **10/15/2020** | 343.41 | 18.43 | -88.52 | 0.58 | 1.71 |
| **MR-AP-MW-33H** | **10/14/2020** | 1412.29 | 21.19 | 23.89 | 1.2 | 3.76 |
| **MR-AP-MW-34H** | **10/21/2020** | 2281.96 | 17.79 | -322.95 | 0.2 | 1.12 |
| **MR-AP-MW-35H** | **10/13/2020** | 636.94 | 18.65 | -84.73 | 0.07 | 0.31 |
| **MR-AP-MW-36HR** | **10/27/2020** | 1609.99 | 19.02 | -147.2 | 0.39 | 3.09 |
| **MR-AP-MW-37H** | **10/19/2020** | 483.8 | 17.93 | -94.76 | 0.19 | 0.7 |

Notes:

1. J value indicates the result is greater that or equal to the Method Detection Limit (MDL) and less that the Practical Quantitation Limit (PQL). Values are displayed as less than the PQL with a J.
2. Non-Detect indicates the result was not detected above the MDL and is considered a non-detect.
3. U - Radium data is a combination of radium isotopes 226 and 228. When results are reported below the MDC (Minimum Detectable Concentration), data is displayed with an accompanying U. The MDC varies depending upon the sample amount and elapsed time of the measurment.
4. TDS - Total Dissolved Solids

# Appendix A

# SUBSURFACE LOG



| | | | |
|---|---|---|---|
| Client Borehole ID | MR-AP-MW-07SR | Stantec Boring No. | **MR-AP-MW-07SR** |
| Client | Southern Company Services (SCS) | Boring Location | 1,310,997.27 N; 2,102,413.83 E |
| Project Number | 175620204 | Surface Elevation | 332.42 ft |
| Elevation Datum | NAVD 1988 | | |
| Project Name | Plant Miller | Date Started | 7/10/20 |
| Completed | 7/10/20 | | |
| Project Location | Jefferson Co, Quinton, Alabama | Depth to Water | 3.9 ft |
| Date/Time | 8/11/20 11:57 | | |
| Inspector | W. Padgett | Logger | W. Padgett |
| Depth to Water | N/A | Date/Time | N/A |
| Drilling Contractor | Cascade Drilling | Drill Rig Type and ID | LS600 Sonic Rig / PS-150 Sonic Head |
| Overburden Drilling and Sampling Tools (Type and Size) | 4" X 6" Rotosonic | | |
| Sampler Hammer Type | N/A | Weight | N/A |
| Drop | N/A | Efficiency | N/A |
| Reviewed By | B. Halada | Approved By | B. Evans |

| Lithology Depth Ft[2] | Elevation | | Description | Overburden: / Rock Core: | Sample[1] / RQD % | Depth Ft[2] / Run Ft | Rec. Ft / Rec. Ft | Blows/PSI / Rec. % | Remarks |
|---|---|---|---|---|---|---|---|---|---|
| 0.0 | 332.4 | | Top of Hole | | | | | | |
| 1.0 | 331.4 | | POORLY GRADED GRAVEL, GP, coarse, dry, Gravel drilling base, [FILL] | | | | | | |
| | | | LEAN CLAY WITH GRAVEL, CL, 7.5YR 5/8 (strong brown) to 10YR 4/3 (brown), low plasticity, firm, moist to wet, Homogeneous, Increasing gravel with depth | | RS01 | 0.0 - 7.0 | 6.0 | N/A | |
| 8.0 | 324.4 | | Mudstone Sandstone, gray and light brown, fine grained, soft to moderately hard, thin to medium bedded, highly weathered to completely weathered, dry, 0° to 15° bedding angle, Highly weathered bedrock | | RS02 | 7.0 - 11.0 | 4.0 | N/A | |
| | | | @ 10', light gray, hard, medium bedded to massive bedded, slightly weathered, iron oxide staining, Iron oxide staining 10 - 15 ft. Channel sandstone | | RS03 | 11.0 - 17.0 | 6.0 | N/A | |
| | | | | | RS04 | 17.0 - 27.0 | 10.0 | N/A | |

# SUBSURFACE LOG



Client Borehole ID: MR-AP-MW-07SR
Stantec Boring No.: **MR-AP-MW-07SR**
Client: Southern Company Services (SCS)
Boring Location: 1,310,997.27 N; 2,102,413.83 E
Project Number: 175620204
Surface Elevation: 332.42 ft
Elevation Datum: NAVD 1988

| Lithology Depth Ft[2] | Lithology Elevation | Description | Overburden: / Rock Core: | Sample[1] / RQD % | Depth Ft[2] / Run Ft | Rec. Ft / Rec. Ft | Blows/PSI / Rec. % | Remarks |
|---|---|---|---|---|---|---|---|---|
| 30 | | Mudstone Sandstone, gray and light brown, fine grained, soft to moderately hard, thin to medium bedded, highly weathered to completely weathered, dry, 0° to 15° bedding angle, Highly weathered bedrock *(Continued)* | | RS05 | 27.0 - 37.0 | 8.0 | N/A | |
| 34.0 | 298.4 | | | | | | | |
| 35 | | Shale, gray, 0° to 15° bedding angle, Fracture 34.0 - 34.5, fossil fragments observed | | | | | | |
| 39.0 | 293.4 | | | | | | | |
| 40 | | Sandstone, light gray, fine grained to medium grained, hard, medium bedded to massive bedded, slightly weathered, dry, 0° to 15° bedding angle | | RS06 | 37.0 - 47.0 | 5.5 | N/A | |
| 45 | | | | | | | | |
| 47.0 | 285.4 | | | | | | | |

No Refusal /
Bottom of Hole at 47.0 Ft.

Top of Rock = 8.0 Ft.
Top of Rock Elevation = 324.4 Ft.

Monitoring well installed. Refer to Well Installation form for well completion details.
Depths are reported in feet below ground surface

# SUBSURFACE LOG



| | | | |
|---|---|---|---|
| Client Borehole ID | MR-AP-MW-07DR | Stantec Boring No. | **MR-AP-MW-07DR** |
| Client | Southern Company Services (SCS) | Boring Location | 1,310,992.79 N; 2,102,405.62 E |
| Project Number | 175620204 | Surface Elevation | 332.20 ft |
| Elevation Datum | NAVD 1988 | | |
| Project Name | Plant Miller | Date Started | 7/9/20 |
| Completed | 7/9/20 | | |
| Project Location | Jefferson Co, Quinton, Alabama | Depth to Water | 74.1 ft |
| Date/Time | 8/8/20 11:53 | | |
| Inspector | W. Padgett | Logger | W. Padgett |
| Depth to Water | N/A | Date/Time | N/A |
| Drilling Contractor | Cascade Drilling | Drill Rig Type and ID | LS600 Sonic Rig / PS-150 Sonic Head |
| Overburden Drilling and Sampling Tools (Type and Size) | 4" X 6" Rotosonic / 6" Air Hammer | | |
| Sampler Hammer Type | N/A | Weight | N/A |
| Drop | N/A | Efficiency | N/A |
| Reviewed By | B. Halada | Approved By | B. Evans |

| Lithology Depth Ft[2] | Elevation | | Description | Overburden: / Rock Core: | Sample[1] / RQD % | Depth Ft[2] / Run Ft | Rec. Ft / Rec. Ft | Blows/PSI / Rec. % | Remarks |
|---|---|---|---|---|---|---|---|---|---|
| 0.0 | 332.2 | | Top of Hole | | | | | | |
| 1.0 | 331.2 | | POORLY GRADED GRAVEL, GP, coarse, dry, Gravel drilling base, [FILL] | | | | | | |
| | | | LEAN CLAY WITH GRAVEL, CL, 10YR 3/3 (dark brown) to 10YR 5/4 (yellowish brown), low plasticity, firm, moist, Homogeneous | | RS01 | 0.0 - 7.0 | 5.5 | N/A | |
| 6.0 | 326.2 | | Sandstone (50%) With Mudstone (50%) | | | | | | |
| | | | Sandstone, light gray and brown, fine grained, thin to medium bedded, slightly weathered to highly weathered, dry, 0° to 15° bedding angle, Interbedded sand stone and mudstone/shale. Highly weathered bedrock. @ 11', gray, hard, medium bedded, slightly weathered, iron oxide staining | | RS02 | 7.0 - 13.0 | 6.0 | N/A | |
| | | | | | RS03 | 13.0 - 17.0 | 4.0 | N/A | |
| | | | | | RS04 | 17.0 - 20.0 | 3.0 | N/A | |
| 20.0 | 312.2 | | Air hammer drilling, no samples collected. | | | | | | |

# SUBSURFACE LOG



Client Borehole ID: MR-AP-MW-07DR
Stantec Boring No.: **MR-AP-MW-07DR**
Client: Southern Company Services (SCS)
Boring Location: 1,310,992.79 N; 2,102,405.62 E
Project Number: 175620204
Surface Elevation: 332.20 ft
Elevation Datum: NAVD 1988

| Lithology | | | Description | Overburden: / Rock Core: | Sample[1] / RQD % | Depth Ft[2] / Run Ft | Rec. Ft / Rec. Ft | Blows/PSI / Rec. % | Remarks |
|---|---|---|---|---|---|---|---|---|---|
| Depth Ft[2] | Elevation | | | | | | | | |
| 40 | | | Air hammer drilling, no samples collected.<br>*(Continued)*<br>(33' - 37' BGS): Fractures. | | | | | | |
| 45 | | | | | | | | | |
| 50 | | | | | | | | | |
| 55 | | | | | | | | | |
| 60 | | | | | | | | | |
| 65 | | | | | AH01 | 20.0 - 110.8 | 0.0 | | |
| 70 | | | | | | | | | |
| 75 | | | | | | | | | |
| 80 | | | | | | | | | |

# SUBSURFACE LOG



Client Borehole ID: MR-AP-MW-07DR
Stantec Boring No.: **MR-AP-MW-07DR**
Client: Southern Company Services (SCS)
Boring Location: 1,310,992.79 N; 2,102,405.62 E
Project Number: 175620204
Surface Elevation: 332.20 ft
Elevation Datum: NAVD 1988

| Lithology Depth Ft[2] | Lithology Elevation | | Description | Overburden: / Rock Core: | Sample[1] / RQD % | Depth Ft[2] / Run Ft | Rec. Ft / Rec. Ft | Blows/PSI / Rec. % | Remarks |
|---|---|---|---|---|---|---|---|---|---|
| | | | Air hammer drilling, no samples collected. *(Continued)* | | | | | | |
| 85 | | | | | | | | | |
| 90 | | | | | | | | | |
| 95 | | | | | | | | | |
| 100 | | | (101' BGS): Fracture. | | | | | | |
| 105 | | | | | | | | | |
| 110 | 110.8 | 221.4 | | | | | | | |

No Refusal /
Bottom of Hole at 110.8 Ft.

Top of Rock = 6.0 Ft.
Top of Rock Elevation = 326.2 Ft.

Monitoring well installed. Refer to Well Installation form for well completion details.
Depths are reported in feet below ground surface

# SUBSURFACE LOG



| | | | |
|---|---|---|---|
| Client Borehole ID | MR-AP-MW-09SR | Stantec Boring No. | **MR-AP-MW-09SR** |
| Client | Southern Company Services (SCS) | Boring Location | 1,311,112.71 N; 2,103,779.13 E |
| Project Number | 175620204 | Surface Elevation | 462.90 ft |
| Elevation Datum | NAVD 1988 | | |
| Project Name | Plant Miller | Date Started | 6/29/20 |
| Completed | 7/8/20 | | |
| Project Location | Jefferson Co, Quinton, Alabama | Depth to Water | 54.1 ft |
| Date/Time | 8/8/20 12:06 | | |
| Inspector | W. Padgett | Logger | W. Padgett |
| Depth to Water | N/A | Date/Time | N/A |
| Drilling Contractor | Cascade Drilling | Drill Rig Type and ID | LS600 Sonic Rig / PS-150 Sonic Head |
| Overburden Drilling and Sampling Tools (Type and Size) | 4" X 6" Rotosonic | | |
| Sampler Hammer Type | N/A | Weight | N/A |
| Drop | N/A | Efficiency | N/A |
| Reviewed By | B. Halada | Approved By | B. Evans |

| Lithology Depth Ft[2] | Elevation | Description | Overburden: / Rock Core: | Sample[1] / RQD % | Depth Ft[2] / Run Ft | Rec. Ft / Rec. Ft | Blows/PSI / Rec. % | Remarks |
|---|---|---|---|---|---|---|---|---|
| 0.0 | 462.9 | Top of Hole | | | | | | |
| 1.0 | 461.9 | CLAYEY GRAVEL, GC, 7.5YR 5/1 (gray), fine to coarse, loose, moist to moist, Gravel fill, [FILL] | | | | | | |
| | | LEAN CLAY, CL, 7.5YR 5/6 (strong brown) to 10YR 7/8 (yellow), low plasticity, soft, dry to moist | | RS01 | 0.0 - 7.0 | 7.0 | N/A | |
| | | @ 6 ' GRAVELLY LEAN CLAY, CL, 10YR 6/4 (light yellowish brown) and 10YR 5/8 (yellowish brown), firm, dry, Weathered bedrock. Cobbles present | | RS02 | 7.0 - 10.0 | 3.0 | N/A | |
| 10.0 | 452.9 | Sandstone, gray and pale red, fine grained, hard, medium bedded, slightly weathered, iron oxide staining, 0° to 15° bedding angle | | RS03 | 10.0 - 17.0 | 4.0 | N/A | |
| 18.0 | 444.9 | | | | | | | |
| 20.0 | 442.9 | Shale, dark gray, moderately hard, thin to very thin bedded, slightly weathered, moist to wet, 0° to 15° bedding angle | | RS04 | 17.0 - 20.0 | 2.0 | N/A | |
| | | Air hammer drilling, no samples collected | | | | | | |

# SUBSURFACE LOG



Client Borehole ID: MR-AP-MW-09SR
Stantec Boring No.: **MR-AP-MW-09SR**
Client: Southern Company Services (SCS)
Boring Location: 1,311,112.71 N; 2,103,779.13 E
Project Number: 175620204
Surface Elevation: 462.90 ft
Elevation Datum: NAVD 1988

| Lithology | | | Description | Overburden: / Rock Core: | Sample[1] / RQD % | Depth Ft[2] / Run Ft | Rec. Ft / Rec. Ft | Blows/PSI / Rec. % | Remarks |
|---|---|---|---|---|---|---|---|---|---|
| Depth Ft[2] | Elevation | | | | | | | | |
| | | | Air hammer drilling, no samples collected *(Continued)* | | | | | | |
| 40 | | | | | | | | | |
| 45 | | | | | | | | | |
| 50 | | | | | | | | | |
| 55 | | | | | | | | | |
| | | | | | AH01 | 20.0 - 98.0 | 0.0 | | |
| 60 | | | | | | | | | |
| 65 | | | | | | | | | |
| 70 | | | | | | | | | |
| 75 | | | | | | | | | |
| 80 | | | | | | | | | |

# SUBSURFACE LOG



Client Borehole ID: MR-AP-MW-09SR
Stantec Boring No.: **MR-AP-MW-09SR**
Client: Southern Company Services (SCS)
Boring Location: 1,311,112.71 N; 2,103,779.13 E
Project Number: 175620204
Surface Elevation: 462.90 ft
Elevation Datum: NAVD 1988

| Lithology Depth Ft[2] | Lithology Elevation | | Description | Overburden: / Rock Core: | Sample[1] / RQD % | Depth Ft[2] / Run Ft | Rec. Ft / Rec. Ft | Blows/PSI / Rec. % | Remarks |
|---|---|---|---|---|---|---|---|---|---|
| 85 | | | Air hammer drilling, no samples collected *(Continued)* | | | | | | |
| 90 | | | | | | | | | |
| 95 | | | | | | | | | |
| | 98.0 | 364.9 | No Refusal / Bottom of Hole at 98.0 Ft. | | | | | | |

Top of Rock = 10.0 Ft.
Top of Rock Elevation = 452.9 Ft.

Monitoring well installed. Refer to Well Installation form for well completion details.
Depths are reported in feet below ground surface

# SUBSURFACE LOG



| | | | |
|---|---|---|---|
| Client Borehole ID | MR-AP-MW-09DR | Stantec Boring No. | **MR-AP-MW-09DR** |
| Client | Southern Company Services (SCS) | Boring Location | 1,311,094.43 N; 2,103,785.91 E |
| Project Number | 175620204 | Surface Elevation | 463.29 ft |
| Elevation Datum | NAVD 1988 | | |
| Project Name | Plant Miller | Date Started | 6/29/20 |
| Completed | 6/30/20 | | |
| Project Location | Jefferson Co, Quinton, Alabama | Depth to Water | 59.9 ft |
| Date/Time | 8/8/20 12:10 | | |
| Inspector | W. Padgett | Logger | W. Padgett |
| Depth to Water | N/A | Date/Time | N/A |
| Drilling Contractor | Cascade Drilling | Drill Rig Type and ID | LS600 Sonic Rig / PS-150 Sonic Head |
| Overburden Drilling and Sampling Tools (Type and Size) | 4" X 6" Rotosonic / 6" Air Hammer | | |
| Sampler Hammer Type | N/A | Weight | N/A |
| Drop | N/A | Efficiency | N/A |
| Reviewed By | B. Halada | Approved By | B. Evans |

| Lithology Depth Ft[2] | Elevation | Description | Overburden: / Rock Core: | Sample[1] / RQD % | Depth Ft[2] / Run Ft | Rec. Ft / Rec. Ft | Blows/PSI / Rec. % | Remarks |
|---|---|---|---|---|---|---|---|---|
| 0.0 | 463.3 | Top of Hole | | | | | | |
| 1.0 | 462.3 | CLAYEY GRAVEL, GC, 7.5YR 5/1 (gray), fine to coarse, loose, moist to moist, Gravel fill, [FILL] | | | | | | |
| | | LEAN CLAY, CL, 7.5YR 5/6 (strong brown) to 10YR 7/8 (yellow), low plasticity, soft, dry to moist | | RS01 | 0.0 - 6.5 | 6.5 | N/A | |
| | | @ 8' GRAVELLY LEAN CLAY, 10YR 6/4 (light yellowish brown) and 10YR 5/8 (yellowish brown), firm, dry, Weathered bedrock. Cobbles present | | RS02 | 6.5 - 10.5 | 4.0 | N/A | |
| 10.5 | 452.8 | | | RS03 | 10.5 - 11.5 | 1.0 | N/A | |
| | | Sandstone, gray and pale red, fine grained, hard, thick bedded, slightly weathered, iron oxide staining, 0° to 15° bedding angle, Occasional mudstone lenses below 16.5 feet. Mudstone lens 24.5-26 feet with horizontal and high angle fractures with iron oxide staining. | | RS04 | 11.5 - 16.5 | 5.0 | N/A | |
| | | | | RS05 | 16.5 - 26.5 | 3.5 | N/A | |
| 27.0 | 436.3 | | | | | | | |
| | | Shale, dark gray, moderately hard, thin to very thin bedded, slightly weathered, moist to wet, 0° to 15° bedding angle | | RS06 | 26.5 - 31.5 | 2.0 | N/A | |
| 31.5 | 431.8 | (28' - 31.5' BGS): Fractures observed | | | | | | |
| | | Air hammer drilling, no samples collected | | | | | | |
| | | (34' - 36' BGS): Coal seam. | | | | | | |

# SUBSURFACE LOG



Client Borehole ID: MR-AP-MW-09DR
Stantec Boring No.: **MR-AP-MW-09DR**
Client: Southern Company Services (SCS)
Boring Location: 1,311,094.43 N; 2,103,785.91 E
Project Number: 175620204
Surface Elevation: 463.29 ft
Elevation Datum: NAVD 1988

| Lithology | | | Description | Overburden: / Rock Core: | Sample[1] / RQD % | Depth Ft[2] / Run Ft | Rec. Ft / Rec. Ft | Blows/PSI / Rec. % | Remarks |
|---|---|---|---|---|---|---|---|---|---|
| Depth Ft[2] | Elevation | | | | | | | | |
| 40 | | | Air hammer drilling, no samples collected *(Continued)* | | | | | | |
| 45 | | | | | | | | | |
| 50 | | | (50' - 60' BGS): Fractures observed. | | | | | | |
| 55 | | | | | | | | | |
| 60 | | | (60.5' - 63.5' BGS): Coal seam. | | | | | | |
| 65 | | | | | | | | | |
| 70 | | | | | | | | | |
| 75 | | | | | | | | | |
| 80 | | | | | | | | | |

# SUBSURFACE LOG



Client Borehole ID: MR-AP-MW-09DR
Stantec Boring No.: **MR-AP-MW-09DR**
Client: Southern Company Services (SCS)
Boring Location: 1,311,094.43 N; 2,103,785.91 E
Project Number: 175620204
Surface Elevation: 463.29 ft
Elevation Datum: NAVD 1988

| Lithology | | | Description | Overburden: / Rock Core: | Sample[1] / RQD % | Depth Ft[2] / Run Ft | Rec. Ft / Rec. Ft | Blows/PSI / Rec. % | Remarks |
|---|---|---|---|---|---|---|---|---|---|
| Depth Ft[2] | Elevation | | | | | | | | |
| | | | Air hammer drilling, no samples collected *(Continued)* | | | | | | |
| 85 | | | | | | | | | |
| 90 | | | (90' - 94' BGS): Coal seam. | | AH01 | 31.5 - 150.0 | 0.0 | | |
| 95 | | | | | | | | | |
| 100 | | | | | | | | | |
| 105 | | | (107' - 110' BGS): Coal seam. | | | | | | |
| 110 | | | | | | | | | |
| 115 | | | (116' - 118' BGS): Fractures observed. | | | | | | |
| 120 | | | (122' - 123' BGS): Fractures observed. | | | | | | |
| 125 | | | | | | | | | |

# SUBSURFACE LOG



Client Borehole ID: MR-AP-MW-09DR
Stantec Boring No.: **MR-AP-MW-09DR**
Client: Southern Company Services (SCS)
Boring Location: 1,311,094.43 N; 2,103,785.91 E
Project Number: 175620204
Surface Elevation: 463.29 ft
Elevation Datum: NAVD 1988

| Lithology | | | Description | Overburden: / Rock Core: | Sample[1] / RQD % | Depth Ft[2] / Run Ft | Rec. Ft / Rec. Ft | Blows/PSI / Rec. % | Remarks |
|---|---|---|---|---|---|---|---|---|---|
| Depth Ft[2] | Elevation | | | | | | | | |
| 130 | | | Air hammer drilling, no samples collected<br>*(Continued)* | | | | | | |
| 135 | | | (135' - 136' BGS): Fractures observed. | | | | | | |
| 140 | | | | | | | | | |
| 145 | | | (145' - 148' BGS): Fractures observed. | | | | | | |
| 150 | 150.0 | 313.3 | | | | | | | |

No Refusal /
Bottom of Hole at 150.0 Ft.

Top of Rock = 10.5 Ft.
Top of Rock Elevation = 452.8 Ft.

Monitoring well installed. Refer to Well Installation form for well completion details.
Depths are reported in feet below ground surface

# SUBSURFACE LOG



| | | | |
|---|---|---|---|
| Client Borehole ID | MR-AP-MW-13SR | Stantec Boring No. | **MR-AP-MW-13SR** |
| Client | Southern Company Services (SCS) | Boring Location | 1,314,000.26 N; 2,105,082.60 E |
| Project Number | 175620204 | Surface Elevation | 454.29 ft |
| Elevation Datum | NAVD 1988 | | |
| Project Name | Plant Miller | Date Started | 7/14/20 |
| Completed | 7/14/20 | | |
| Project Location | Jefferson Co, Quinton, Alabama | Depth to Water | 31.8 ft |
| Date/Time | 8/8/20 11:29 | | |
| Inspector | W. Padgett | Logger | W. Padgett |
| Depth to Water | N/A | Date/Time | N/A |
| Drilling Contractor | Cascade Drilling | Drill Rig Type and ID | LS600 Sonic Rig / PS-150 Sonic Head |
| Overburden Drilling and Sampling Tools (Type and Size) | 4" X 6" Rotosonic / 6" Air Hammer | | |
| Sampler Hammer Type | N/A | Weight | N/A |
| Drop | N/A | Efficiency | N/A |
| Reviewed By | B. Halada | Approved By | B. Evans |

| Lithology Depth Ft[2] | Elevation | Description | Overburden: / Rock Core: | Sample[1] / RQD % | Depth Ft[2] / Run Ft | Rec. Ft / Rec. Ft | Blows/PSI / Rec. % | Remarks |
|---|---|---|---|---|---|---|---|---|
| 0.0 | 454.3 | Top of Hole | | | | | | |
| 0.0 | 454.3 | LEAN CLAY WITH GRAVEL, CL, 7.5YR 4/6 (strong brown) to 10YR 4/4 (dark yellowish brown), low to medium plasticity, firm, moist, Gravel size and abundance increases with depth | | RS01 | 0.0 - 6.5 | 5.0 | N/A | |
| 8.5 | 445.8 | WELL GRADED GRAVEL WITH CLAY, GW-GC, 10YR 4/2 (dark grayish brown) to 10YR 6/1 (gray), fine to coarse, dense, dry to moist, Lensed, Gravel predominantly occurs as lenses of weathered bedrock | | RS02 | 6.5 - 16.5 | 9.0 | N/A | |
| 12.5 | 441.8 | POORLY GRADED SAND WITH GRAVEL, SP, 2.5Y 7/3 (pale brown) and 2.5Y 5/6 (light olive brown), medium, loose, moist, Highly weathered sandstone | | RS03 | 16.5 - 17.5 | 1.0 | N/A | |
| 17.5 | 436.8 | Sandstone, gray and red brown, fine grained to medium grained, moderately hard, thin to medium bedded, highly weathered, moist, no staining, 0° to 15° bedding angle, Highly fractured sandstone | | RS04 | 17.5 - 26.5 | 5.5 | N/A | |
| | | | | RS05 | 26.5 - 30.0 | 1.5 | N/A | |
| 30.0 | 424.3 | Air Hammer drilling, no samples retained. | | | | | | |
| | | (34' - 37' BGS): Coal seam | | | | | | |

# SUBSURFACE LOG



Client Borehole ID: MR-AP-MW-13SR
Stantec Boring No.: **MR-AP-MW-13SR**
Client: Southern Company Services (SCS)
Boring Location: 1,314,000.26 N; 2,105,082.60 E
Project Number: 175620204
Surface Elevation: 454.29 ft
Elevation Datum: NAVD 1988

| Lithology | | | Description | Overburden: / Rock Core: | Sample[1] / RQD % | Depth Ft[2] / Run Ft | Rec. Ft / Rec. Ft | Blows/PSI / Rec. % | Remarks |
|---|---|---|---|---|---|---|---|---|---|
| Depth Ft[2] | Elevation | | | | | | | | |
| 40 | | | Air Hammer drilling, no samples retained.<br>*(Continued)*<br>(42' - 44' BGS): Coal seam | | | | | | |
| 45 | | | | | | | | | |
| 50 | | | | | AH01 | 30.0 - 70.8 | 0.0 | | |
| 55 | | | | | | | | | |
| 60 | | | | | | | | | |
| 65 | | | | | | | | | |
| 70 | 70.8 | 383.5 | | | | | | | |

No Refusal /
Bottom of Hole at 70.8 Ft.

Top of Rock = 17.5 Ft.
Top of Rock Elevation = 436.8 Ft.

Monitoring well installed. Refer to Well Installation form for well completion details.
Depths are reported in feet below ground surface

# SUBSURFACE LOG



| | | | |
|---|---|---|---|
| Client Borehole ID | MR-AP-MW-13DR | Stantec Boring No. | **MR-AP-MW-13DR** |
| Client | Southern Company Services (SCS) | Boring Location | 1,313,992.25 N; 2,105,083.40 E |
| Project Number | 175620204 | Surface Elevation | 454.42 ft |
| Project Name | Plant Miller | Date Started | 7/11/20 |
| Project Location | Jefferson Co, Quinton, Alabama | Depth to Water | 73.1 ft |
| Inspector | W. Padgett | Logger | W. Padgett |
| Drilling Contractor | Cascade Drilling | Depth to Water | N/A |
| | | Drill Rig Type and ID | LS600 Sonic Rig / PS-150 Sonic Head |

Elevation Datum: NAVD 1988 | Completed: 7/11/20 | Date/Time: 8/8/20 11:20 | Date/Time: N/A

Overburden Drilling and Sampling Tools (Type and Size): 4" X 6" Rotosonic / 6" Air Hammer

Sampler Hammer Type: N/A | Weight: N/A | Drop: N/A | Efficiency: N/A

Reviewed By: B. Halada | Approved By: B. Evans

| Lithology Depth Ft[2] | Lithology Elevation | Description | Overburden: / Rock Core: | Sample[1] / RQD % | Depth Ft[2] / Run Ft | Rec. Ft / Rec. Ft | Blows/PSI / Rec. % | Remarks |
|---|---|---|---|---|---|---|---|---|
| 0.0 | 454.4 | Top of Hole | | | | | | |
| 0.0 | 454.4 | LEAN CLAY WITH GRAVEL, 7.5YR 4/6 (strong brown) to 10YR 4/4 (dark yellowish brown), high plasticity, very soft, wet to dry, Backfill. Gravel size increases with depth | | RS01 | 0.0 - 6.5 | 6.5 | N/A | |
| 8.5 | 445.9 | WELL GRADED GRAVEL WITH CLAY, GW-GC, 7.5YR 4/6 (strong brown) and 2.5Y 6/1 (gray), fine to medium, dense, dry to moist, Lensed, Gravel size increases with depth. Cobbles observed. Highly weathered bedrock | | RS02 | 6.5 - 16.5 | 10.0 | N/A | |
| 19.5 | 434.9 | Sandstone, light gray to gray, medium grained to coarse grained, moderately hard, thin to medium bedded, slightly weathered, moist, iron oxide staining, 0° to 15° bedding angle, Micaceous | | RS03 | 16.5 - 20.0 | 3.5 | N/A | |
| | | | | RS04 | 20.0 - 26.5 | 5.5 | N/A | |
| 28.5 | 425.9 | | | RS05 | 26.5 - 29.5 | 2.0 | N/A | |
| 29.5 | 424.9 | Mudstone, dark gray, highly weathered, Micaceous | | | | | | |
| | | Air Hammer, no samples collected | | | | | | |

# SUBSURFACE LOG



Client Borehole ID: MR-AP-MW-13DR
Stantec Boring No.: **MR-AP-MW-13DR**
Client: Southern Company Services (SCS)
Boring Location: 1,313,992.25 N; 2,105,083.40 E
Project Number: 175620204
Surface Elevation: 454.42 ft
Elevation Datum: NAVD 1988

| Lithology Depth Ft[2] | Lithology Elevation | Description | Overburden: / Rock Core: | Sample[1] / RQD % | Depth Ft[2] / Run Ft | Rec. Ft / Rec. Ft | Blows/PSI / Rec. % | Remarks |
|---|---|---|---|---|---|---|---|---|
| 40 | | (36' - 39' BGS): Coal seam<br>Air Hammer, no samples collected *(Continued)* | | | | | | |
| 45 | | (43' - 45' BGS): Coal seam | | | | | | |
| 50 | | | | | | | | |
| 55 | | | | | | | | |
| 60 | | (61' - 62' BGS): Fractures | | | | | | |
| 65 | | | | | | | | |
| 70 | | (67' - 78' BGS): Potential sandstone layer | | | | | | |
| 75 | | | | | | | | |
| 80 | | | | | | | | |

# SUBSURFACE LOG



Client Borehole ID: MR-AP-MW-13DR
Stantec Boring No.: **MR-AP-MW-13DR**
Client: Southern Company Services (SCS)
Boring Location: 1,313,992.25 N; 2,105,083.40 E
Project Number: 175620204
Surface Elevation: 454.42 ft
Elevation Datum: NAVD 1988

| Lithology Depth Ft[2] | Lithology Elevation | Description | Overburden: / Rock Core: | Sample[1] / RQD % | Depth Ft[2] / Run Ft | Rec. Ft / Rec. Ft | Blows/PSI / Rec. % | Remarks |
|---|---|---|---|---|---|---|---|---|
| | | Air Hammer, no samples collected *(Continued)* | | | | | | |
| 85 | | | | | | | | |
| 90 | | | | | | | | |
| 95 | | | | AH01 | 29.5 - 159.9 | 0.0 | | |
| 100 | | | | | | | | |
| 105 | | | | | | | | |
| 110 | | | | | | | | |
| | | (113' - 116' BGS): Fractures | | | | | | |
| 115 | | | | | | | | |
| 120 | | | | | | | | |
| 125 | | | | | | | | |

# SUBSURFACE LOG



Client Borehole ID: MR-AP-MW-13DR
Stantec Boring No.: **MR-AP-MW-13DR**
Client: Southern Company Services (SCS)
Boring Location: 1,313,992.25 N; 2,105,083.40 E
Project Number: 175620204
Surface Elevation: 454.42 ft
Elevation Datum: NAVD 1988

| Lithology Depth Ft[2] | Lithology Elevation | Description | Overburden: / Rock Core: | Sample[1] / RQD % | Depth Ft[2] / Run Ft | Rec. Ft / Rec. Ft | Blows/PSI / Rec. % | Remarks |
|---|---|---|---|---|---|---|---|---|
| 130 | | Air Hammer, no samples collected *(Continued)* | | | | | | |
| 135 | | | | | | | | |
| 140 | | | | | | | | |
| 145 | | | | | | | | |
| 150 | | | | | | | | |
| 155 | | (155' - 158' BGS): Fractures | | | | | | |
| 159.9 | 294.5 | | | | | | | |

No Refusal /
Bottom of Hole at 159.9 Ft.

Top of Rock = 19.5 Ft.
Top of Rock Elevation = 434.9 Ft.

Monitoring well installed. Refer to Well Installation form for well completion details.
Depths are reported in feet below ground surface

# SUBSURFACE LOG



| | | | |
|---|---|---|---|
| Client Borehole ID | MR-AP-MW-14R | Stantec Boring No. | **MR-AP-MW-14R** |
| Client | Southern Company Services (SCS) | Boring Location | 1,314,833.36 N; 2,104,749.05 E |
| Project Number | 175620204 | Surface Elevation | 423.37 ft |
| Elevation Datum | NAVD 1988 | | |
| Project Name | Plant Miller | Date Started | 6/26/20 |
| Completed | 6/27/20 | | |
| Project Location | Jefferson Co, Quinton, Alabama | Depth to Water | 15.3 ft |
| Date/Time | 8/8/20 11:37 | | |
| Inspector | W. Padgett | Logger | W. Padgett |
| Depth to Water | N/A | Date/Time | N/A |
| Drilling Contractor | Cascade Drilling | Drill Rig Type and ID | LS600 Sonic Rig / PS-150 Sonic Head |
| Overburden Drilling and Sampling Tools (Type and Size) | 4" X 6" Rotosonic | | |
| Sampler Hammer Type | N/A | Weight | N/A |
| Drop | N/A | Efficiency | N/A |
| Reviewed By | B. Halada | Approved By | B. Evans |

| Lithology Depth Ft[2] | Elevation | Description | Overburden: / Rock Core: | Sample[1] / RQD % | Depth Ft[2] / Run Ft | Rec. Ft / Rec. Ft | Blows/PSI / Rec. % | Remarks |
|---|---|---|---|---|---|---|---|---|
| 0.0 | 423.4 | Top of Hole | | | | | | |
| 1.5 | 421.9 | SILTY GRAVEL, GM, 7.5YR 5/1 (gray), coarse, loose, moist to wet, Fill, [FILL] | | | | | | |
| | | LEAN CLAY, CL, 7.5YR 6/6 (reddish yellow) to 7.5YR 5/6 (strong brown), low plasticity, dry to moist, [FILL] | | RS01 | 0.0 - 6.5 | 6.5 | N/A | |
| 7.0 | 416.4 | | | | | | | |
| | | LEAN CLAY, CL, 10YR 7/1 (light gray) to 10YR 5/6 (yellowish brown), low plasticity, firm, dry to moist, iron oxide staining, Laminated, Weathered bedrock. Iron oxide staining below 11 feet | | RS02 | 6.5 - 15.0 | 8.5 | N/A | |
| 15.0 | 408.4 | | | | | | | |
| | | LEAN CLAY WITH GRAVEL, CL, 10YR 6/6 (brownish yellow) to 10YR 4/1 (dark gray), non to low plasticity, firm to hard, dry, Lensed, Sand stone lens 15.5-16.0 feet. Increasing gravel concentration with depth | | RS03 | 15.0 - 16.5 | 1.5 | N/A | |
| | | | | RS04 | 16.5 - 20.5 | 4.0 | N/A | |
| 20.5 | 402.9 | | | | | | | |
| 22.5 | 400.9 | Sandstone, gray, fine grained, hard, thin bedded to very thin bedded, moderately weathered, iron oxide staining, 0° to 15° bedding angle, 45 degree fracture observed at 22 feet | | RS05 | 20.5 - 26.5 | 5.0 | N/A | |
| | | Mudstone Shale, dark gray, soft to moderately hard, very thin to medium bedded, moderately weathered, 0° to 15° bedding angle | | | | | | |
| | | | | RS06 | 26.5 - 36.5 | 8.5 | N/A | |

# SUBSURFACE LOG



Client Borehole ID: MR-AP-MW-14R
Stantec Boring No.: **MR-AP-MW-14R**
Client: Southern Company Services (SCS)
Boring Location: 1,314,833.36 N; 2,104,749.05 E
Project Number: 175620204
Surface Elevation: 423.37 ft
Elevation Datum: NAVD 1988

| Lithology Depth Ft[2] | Lithology Elevation | Description | Overburden: / Rock Core: | Sample[1] / RQD % | Depth Ft[2] / Run Ft | Rec. Ft / Rec. Ft | Blows/PSI / Rec. % | Remarks |
|---|---|---|---|---|---|---|---|---|
| 36.0 | 387.4 | | | | | | | |
| 38.0 | 385.4 | Shale, dark gray, very soft, thin bedded, highly weathered, wet, fossiliferous, 0° to 15° bedding angle, Very weak, fractured with abundant woody fossils | | | | | | |
| 45.0 | 378.4 | Mudstone Shale, dark gray, soft, very thin to medium bedded, moderately weathered, wet, 0° to 15° bedding angle<br>(39' - 41' BGS): Fractures observed | | RS07 | 36.5 - 46.5 | 6.0 | N/A | |
| 51.0 | 372.4 | Sandstone, gray, fine grained, moderately hard, thin, moderately weathered, 0° to 15° bedding angle<br>(48' - 49' BGS): Tight fractures | | | | | | |
| 66.8 | 356.6 | Sandstone, light gray, medium grained, hard, medium bedded, slightly weathered, 0° to 15° bedding angle | | RS08 | 46.5 - 56.5 | 9.0 | N/A | |
| | | | | RS09 | 56.5 - 66.5 | 9.0 | N/A | |

No Refusal /
Bottom of Hole at 66.8 Ft.

Top of Rock = 20.5 Ft.
Top of Rock Elevation = 402.9 Ft.

Monitoring well installed. Refer to Well Installation form for well completion details.
Depths are reported in feet below ground surface

# SUBSURFACE LOG



| | | | |
|---|---|---|---|
| Client Borehole ID | MR-AP-MW-22 (Shallow) | Stantec Boring No. | **MR-AP-MW-22 (Shallow)** |
| Client | Southern Company Services (SCS) | Boring Location | 1,325,325.37 N; 2,090,863.99 E |
| Project Number | 175620204 | Surface Elevation | 362.02 ft |
| Project Name | Plant Miller | Date Started | 8/24/20 |
| Project Location | Jefferson Co, Quinton, Alabama | Depth to Water | 13.0 ft |
| Inspector | M. Edmunds | Logger | M. Edmunds |
| Drilling Contractor | Cascade Drilling | Depth to Water | N/A |
| | | Drill Rig Type and ID | LS600 Sonic Rig / PS-150 Sonic Head |

Elevation Datum: NAVD 29 | Completed: 8/24/20 | Date/Time: 10/1/20 | Date/Time: N/A

Overburden Drilling and Sampling Tools (Type and Size): 4" X 6" Rotosonic / 6" Air Hammer Drill

Sampler Hammer Type: N/A | Weight: N/A | Drop: N/A | Efficiency: N/A

Reviewed By: B. Halada | Approved By: B. Evans

| Lithology Depth Ft[2] | Lithology Elevation | Description | Overburden: / Rock Core: | Sample[1] / RQD % | Depth Ft[2] / Run Ft | Rec. Ft / Rec. Ft | Blows/PSI / Rec. % | Remarks |
|---|---|---|---|---|---|---|---|---|
| 0.0 | 362.0 | Top of Hole | | | | | | |
| 0.8 | 361.2 | Topsoil | | | | | | |
| 1.9 | 360.1 | GRAVELLY LEAN CLAY WITH SAND, CL, 5YR 5/4 (reddish brown) to 5YR 4/3 (reddish brown), non-plastic, very soft, dry, [FILL] | | RS01 | 0.0 - 7.0 | 5.0 | N/A | |
| | | SILTY LEAN CLAY SOME SAND, CL, 5YR 4/6 (yellowish red), low plasticity, soft to firm, moist | | | | | | |
| 7.2 | 354.8 | Sandstone, light gray to gray, medium grained to fine grained, hard, thin to medium bedded, freshly weathered to moderately weathered, 0° to 15° bedding angle, Moderately weathered with some clay infill at top of interval (7.2-8.5) | | | | | | |
| 11.3 | 350.7 | Siltstone, dark gray to gray, very fine grained to fine grained, moderately hard, laminated to thin bedded, freshly weathered, argillaceous, 0° to 15° bedding angle | | RS02 | 7.0 - 17.0 | 9.5 | N/A | |
| 18.6 | 343.4 | Sandstone, light gray to gray, medium grained to fine grained, hard, medium bedded, freshly weathered to moderately weathered, 0° to 15° bedding angle | | RS03 | 17.0 - 27.0 | 10.0 | N/A | |
| 20.6 | 341.4 | Siltstone, dark gray to gray, very fine grained to fine grained, moderately hard, laminated to thin bedded, freshly weathered to slightly weathered, argillaceous, 0° to 15° bedding angle | | | | | | |
| 25.1 | 336.9 | Shale, very dark gray to dark gray, very fine grained, soft to moderately hard, laminated to thin bedded, freshly weathered to slightly weathered, 0° bedding angle | | RS04 | 27.0 - 37.0 | 10.0 | N/A | |

# SUBSURFACE LOG



Client Borehole ID: MR-AP-MW-22 (Shallow)
Stantec Boring No.: **MR-AP-MW-22 (Shallow)**
Client: Southern Company Services (SCS)
Boring Location: 1,325,325.37 N; 2,090,863.99 E
Project Number: 175620204
Surface Elevation: 362.02 ft
Elevation Datum: NAVD 29

| Lithology | | | Description | Overburden: / Rock Core: | Sample[1] / RQD % | Depth Ft[2] / Run Ft | Rec. Ft / Rec. Ft | Blows/PSI / Rec. % | Remarks |
|---|---|---|---|---|---|---|---|---|---|
| Depth Ft[2] | Elevation | | | | | | | | |
| 40 | | | Shale, very dark gray to dark gray, very fine grained, soft to moderately hard, laminated to thin bedded, freshly weathered to slightly weathered, 0° bedding angle *(Continued)* (37.6-37.8 ft BGS): Significant fracture intervals | | RS05 | 37.0 - 38.5 | 9.6 | N/A | |
| 45 | | | (44.6-45.0 ft BGS): Significant fracture intervals (45.3-45.9 ft BGS): Significant fracture intervals | | RS06 | 38.5 - 48.5 | | N/A | |
| | 48.5 | 313.5 | | | | | | | |

No Refusal /
Bottom of Hole at 48.5 Ft.

Top of Rock = 7.2 Ft.
Top of Rock Elevation = 354.8 Ft.

Monitoring well installed. Refer to Well Installation form for well completion details.
Depths are reported in feet below ground surface

# SUBSURFACE LOG



| | | | |
|---|---|---|---|
| Client Borehole ID | MR-AP-MW-22 (Intermediate) | Stantec Boring No. | **MR-AP-MW-22 (Intermediate)** |
| Client | Southern Company Services (SCS) | Boring Location | 1,325,344.32 N; 2,090,849.23 E |
| Project Number | 175620204 | Surface Elevation | 361.44 ft |
| Project Name | Plant Miller | Date Started | 8/19/20 |
| Project Location | Jefferson Co, Quinton, Alabama | Depth to Water | 119.5 ft |
| Inspector | M. Edmunds | Logger | M. Edmunds |
| Drilling Contractor | Cascade Drilling | Drill Rig Type and ID | LS600 Sonic Rig / PS-150 Sonic Head |

| | | | | | | | |
|---|---|---|---|---|---|---|---|
| Elevation Datum | NAVD 29 | | | | | | |
| Completed | 8/19/20 | | | | | | |
| Date/Time | 10/1/20 | | | | | | |
| Depth to Water | N/A | Date/Time | N/A | | | | |

Overburden Drilling and Sampling Tools (Type and Size): 4" X 6" Rotosonic / 6" Air Hammer Drill

| | | | | | | | |
|---|---|---|---|---|---|---|---|
| Sampler Hammer Type | N/A | Weight | N/A | Drop | N/A | Efficiency | N/A |
| Reviewed By | B. Halada | Approved By | B. Evans | | | | |

| Lithology Depth Ft[2] | Elevation | | Description | Overburden: / Rock Core: | Sample[1] / RQD % | Depth Ft[2] / Run Ft | Rec. Ft / Rec. Ft | Blows/PSI / Rec. % | Remarks |
|---|---|---|---|---|---|---|---|---|---|
| 0.0 | 361.4 | | Top of Hole | | | | | | |
| | | | Hydroexcavation to 6.1 feet. No recovery. | | | | | | |
| 6.1 | 355.3 | | | | | | | | |
| | | | Sandstone, gray and light brown red, medium grained to fine grained, hard to moderately hard, thin to medium bedded, freshly weathered to moderately weathered, dry, iron oxide staining, siliceous, 0° to 15° bedding angle, Iron oxide staining at bed contacts, trace interbedded shale | | RS01 | 6.1 - 16.0 | 8.4 | N/A | |
| 9.7 | 351.7 | | | | | | | | |
| | | | Shale Mudstone, dark gray to gray, very fine grained to fine grained, soft to moderately hard, laminated to thin bedded, freshly weathered to slightly weathered, dry, 0° bedding angle | | | | | | |
| 17.6 | 343.8 | | | | | | | | |
| | | | Sandstone, light gray to dark gray, fine grained to medium grained, hard to moderately hard, thin to medium bedded, freshly weathered, argillaceous, 0° bedding angle | | RS02 | 16.0 - 26.0 | 10.0 | N/A | |
| 21.3 | 340.1 | | | | | | | | |
| | | | Mudstone Shale, very dark gray to gray, very fine grained to fine grained, soft to moderately hard, laminated to medium bedded, freshly weathered to slightly weathered, 0° to 15° bedding angle, Sandy intervals in bottom 2 feet. Set casing @ 30'. | | RS03 | 26.0 - 30.0 | 4.0 | N/A | |
| 30.0 | 331.4 | | | | | | | | |
| | | | Air hammer drilling, no samples collected | | | | | | |

# SUBSURFACE LOG



Client Borehole ID: MR-AP-MW-22 (Intermediate)
Stantec Boring No.: **MR-AP-MW-22 (Intermediate)**
Client: Southern Company Services (SCS)
Boring Location: 1,325,344.32 N; 2,090,849.23 E
Project Number: 175620204
Surface Elevation: 361.44 ft
Elevation Datum: NAVD 29

| Lithology | | | Description | Overburden: / Rock Core: | Sample[1] / RQD % | Depth Ft[2] / Run Ft | Rec. Ft / Rec. Ft | Blows/PSI / Rec. % | Remarks |
|---|---|---|---|---|---|---|---|---|---|
| Depth Ft[2] | Elevation | | | | | | | | |
| 40 | | | Air hammer drilling, no samples collected *(Continued)* | | | | | | |
| 45 | | | (44-45 ft BGS): Rod drop/easier drilling | | | | | | |
| 50 | | | | | | | | | |
| 55 | | | | | | | | | |
| 60 | | | | | | | | | |
| 65 | | | (66-67 ft BGS): Rod drop/easier drilling | | | | | | |
| 70 | | | | | | | | | |
| 75 | | | | | | | | | |
| 80 | | | (81-84 ft BGS): Rod drop/easier drilling | | | | | | |

# SUBSURFACE LOG



Client Borehole ID: MR-AP-MW-22 (Intermediate)
Stantec Boring No.: **MR-AP-MW-22 (Intermediate)**
Client: Southern Company Services (SCS)
Boring Location: 1,325,344.32 N; 2,090,849.23 E
Project Number: 175620204
Surface Elevation: 361.44 ft
Elevation Datum: NAVD 29

| Lithology | | | Description | Overburden: / Rock Core: | Sample[1] / RQD % | Depth Ft[2] / Run Ft | Rec. Ft / Rec. Ft | Blows/PSI / Rec. % | Remarks |
|---|---|---|---|---|---|---|---|---|---|
| Depth Ft[2] | Elevation | | | | | | | | |
| 85 | | | Air hammer drilling, no samples collected *(Continued)* | | | | | | |
| 90 | | | | | AH01 | 30.0 - 150.0 | | | |
| 95 | | | | | | | | | |
| 100 | | | | | | | | | |
| 105 | | | (105 ft BGS): Rod drop/easier drilling | | | | | | |
| 110 | | | | | | | | | |
| 115 | | | (114-116 ft BGS): Rod drop/easier drilling | | | | | | |
| 120 | | | | | | | | | |
| 125 | | | | | | | | | |

# SUBSURFACE LOG



Client Borehole ID: MR-AP-MW-22 (Intermediate)
Stantec Boring No.: **MR-AP-MW-22 (Intermediate)**
Client: Southern Company Services (SCS)
Boring Location: 1,325,344.32 N; 2,090,849.23 E
Project Number: 175620204
Surface Elevation: 361.44 ft
Elevation Datum: NAVD 29

| Lithology | | | Description | Overburden: | Sample[1] | Depth Ft[2] | Rec. Ft | Blows/PSI | Remarks |
|---|---|---|---|---|---|---|---|---|---|
| Depth Ft[2] | Elevation | | | Rock Core: | RQD % | Run Ft | Rec. Ft | Rec. % | |
| 130 | | | Air hammer drilling, no samples collected *(Continued)* | | | | | | |
| | | | (132-136 ft BGS): Rod drop/easier drilling | | | | | | |
| 135 | | | | | | | | | |
| 140 | | | | | | | | | |
| 145 | | | | | | | | | |
| 150 | 150.0 | 211.4 | No Refusal / Bottom of Hole at 150.0 Ft. | | | | | | |

Top of Rock = 6.1 Ft.
Top of Rock Elevation = 355.3 Ft.

Monitoring well installed. Refer to Well Installation form for well completion details.
Depths are reported in feet below ground surface

# SUBSURFACE LOG



| | | | |
|---|---|---|---|
| Client Borehole ID | MR-AP-MW-22 (Deep)-ALT | Stantec Boring No. | **MR-AP-MW-22 (Deep)-ALT** |
| Client | Southern Company Services (SCS) | Boring Location | 1,325,324.47 N; 2,090,833.03 E |
| Project Number | 175620204 | Surface Elevation | 361.37 ft |
| Elevation Datum | NAVD 29 | | |
| Project Name | Plant Miller | Date Started | 8/21/20 |
| Completed | 8/22/20 | | |
| Project Location | Jefferson Co, Quinton, Alabama | Depth to Water | 19.9 ft |
| Date/Time | 10/4/20 | | |
| Inspector | M. Edmunds | Logger | M. Edmunds |
| Depth to Water | N/A | Date/Time | N/A |
| Drilling Contractor | Cascade Drilling | Drill Rig Type and ID | LS600 Sonic Rig / PS-150 Sonic Head |
| Overburden Drilling and Sampling Tools (Type and Size) | 4" X 6" Rotosonic / 6" Air Hammer Drill | | |
| Sampler Hammer Type | N/A | Weight | N/A |
| Drop | N/A | Efficiency | N/A |
| Reviewed By | B. Halada | Approved By | B. Evans |

| Lithology Depth Ft[2] | Elevation | Description | Overburden: / Rock Core: | Sample[1] / RQD % | Depth Ft[2] / Run Ft | Rec. Ft / Rec. Ft | Blows/PSI / Rec. % | Remarks |
|---|---|---|---|---|---|---|---|---|
| 0.0 | 361.4 | Top of Hole | | | | | | |
| | | Refer to Boring Log for MR-AP-MW-22 (Deep) for lithology information | | | | | | |

0
5
10
15
20
25
30
35
40
45
50

# SUBSURFACE LOG



Client Borehole ID: MR-AP-MW-22 (Deep)-ALT
Stantec Boring No.: **MR-AP-MW-22 (Deep)-ALT**
Client: Southern Company Services (SCS)
Boring Location: 1,325,324.47 N; 2,090,833.03 E
Project Number: 175620204
Surface Elevation: 361.37 ft
Elevation Datum: NAVD 29

| Lithology | | | Description | Overburden: | Sample[1] | Depth Ft[2] | Rec. Ft | Blows/PSI | Remarks |
|---|---|---|---|---|---|---|---|---|---|
| Depth Ft[2] | Elevation | | | Rock Core: | RQD % | Run Ft | Rec. Ft | Rec. % | |
| 50 | | | Refer to Boring Log for MR-AP-MW-22 (Deep) for lithology information *(Continued)* | | | | | | |
| 55 | | | | | | | | | |
| 60 | | | | | | | | | |
| 65 | | | | | | | | | |
| 70 | | | | | | | | | |
| 75 | | | | | | | | | |
| 80 | | | | | | | | | |
| 85 | | | | | | | | | |
| 90 | | | | | | | | | |
| 95 | | | | | | | | | |
| 100 | | | | | | | | | |
| 105 | | | | | AH01 | 0.0 - 210.0 | | | |
| 110 | | | | | | | | | |

# SUBSURFACE LOG



Client Borehole ID: MR-AP-MW-22 (Deep)-ALT
Stantec Boring No.: **MR-AP-MW-22 (Deep)-ALT**
Client: Southern Company Services (SCS)
Boring Location: 1,325,324.47 N; 2,090,833.03 E
Project Number: 175620204
Surface Elevation: 361.37 ft
Elevation Datum: NAVD 29

| Lithology | | | Description | Overburden: / Rock Core: | Sample[1] / RQD % | Depth Ft[2] / Run Ft | Rec. Ft / Rec. Ft | Blows/PSI / Rec. % | Remarks |
|---|---|---|---|---|---|---|---|---|---|
| Depth Ft[2] | Elevation | | | | | | | | |
| 115 | | | Refer to Boring Log for MR-AP-MW-22 (Deep) for lithology information *(Continued)* | | | | | | |
| 120 | | | | | | | | | |
| 125 | | | | | | | | | |
| 130 | | | | | | | | | |
| 135 | | | | | | | | | |
| 140 | | | | | | | | | |
| 145 | | | | | | | | | |
| 150 | | | | | | | | | |
| 155 | | | | | | | | | |
| 160 | | | | | | | | | |
| 165 | | | | | | | | | |
| 170 | | | | | | | | | |

# SUBSURFACE LOG



Client Borehole ID: MR-AP-MW-22 (Deep)-ALT
Stantec Boring No.: **MR-AP-MW-22 (Deep)-ALT**
Client: Southern Company Services (SCS)
Boring Location: 1,325,324.47 N; 2,090,833.03 E
Project Number: 175620204
Surface Elevation: 361.37 ft
Elevation Datum: NAVD 29

| Lithology Depth Ft[2] | Lithology Elevation | Description | Overburden: / Rock Core: | Sample[1] / RQD % | Depth Ft[2] / Run Ft | Rec. Ft / Rec. Ft | Blows/PSI / Rec. % | Remarks |
|---|---|---|---|---|---|---|---|---|
| 175 | | Refer to Boring Log for MR-AP-MW-22 (Deep) for lithology information *(Continued)* | | | | | | |
| 180 | | | | | | | | |
| 185 | | | | | | | | |
| 190 | | | | | | | | |
| 195 | | | | | | | | |
| 200 | | | | | | | | |
| 205 | | | | | | | | |
| 210 | 210.0 | 151.4 | | | | | | |

No Refusal /
Bottom of Hole at 210.0 Ft.

Monitoring well installed. Refer to Well Installation form for well completion details.
Depths are reported in feet below ground surface

# SUBSURFACE LOG



| | | | |
|---|---|---|---|
| Client Borehole ID | MR-AP-MW-22 (Deep) | Stantec Boring No. | **MR-AP-MW-22 (Deep)** |
| Client | Southern Company Services (SCS) | Boring Location | Not Surveyed |
| Project Number | 175620204 | Surface Elevation | Not Surveyed |
| Elevation Datum | NAVD 29 | | |
| Project Name | Plant Miller | Date Started | 8/21/20 |
| Completed | 8/22/20 | | |
| Project Location | Jefferson Co, Quinton, Alabama | Depth to Water | N/A |
| Date/Time | N/A | | |
| Inspector | M. Edmunds | Logger | M. Edmunds |
| Depth to Water | N/A | Date/Time | N/A |
| Drilling Contractor | Cascade Drilling | Drill Rig Type and ID | LS600 Sonic Rig / PS-150 Sonic Head |
| Overburden Drilling and Sampling Tools (Type and Size) | 4" X 6" Rotosonic / 6" Air Hammer Drill | | |
| Sampler Hammer Type | N/A | Weight | N/A |
| Drop | N/A | Efficiency | N/A |
| Reviewed By | B. Halada | Approved By | B. Evans |

| Lithology Depth Ft[2] | Elevation | Description | Overburden: / Rock Core: | Sample[1] / RQD % | Depth Ft[2] / Run Ft | Rec. Ft / Rec. Ft | Blows/PSI / Rec. % | Remarks |
|---|---|---|---|---|---|---|---|---|
| 0.0 | Not | Top of Hole | | | | | | |
| 1.5 | Surveyed | Topsoil | | | | | | |
| 4.7 | | SILTY LEAN CLAY TRACE GRAVEL, CL, 5YR 5/6 (yellowish red), low plasticity, firm, dry to moist | | RS01 | 0.0 - 7.0 | 6.0 | N/A | |
| 7.2 | | SILTY FAT CLAY WITH GRAVEL, CH, 5YR 5/1 (gray) to 5YR 4/6 (yellowish red), medium to high plasticity, firm to soft, moist, Silty fat clay with sand and gravel. Becomes saprolitic towards bottom of run. Gravel content increases w depth. | | | | | | |
| 10.3 | | Sandstone, gray to brown red, medium grained to fine grained, hard, thin to medium bedded, freshly weathered to slightly weathered, 0° to 15° bedding angle, Iron oxide staining at bed contacts. | | RS02 | 7.0 - 17.0 | 8.7 | N/A | |
| 17.2 | | Siltstone, light gray to dark gray, very fine grained to fine grained, moderately hard, thin bedded, freshly weathered to slightly weathered, 0° to 15° bedding angle, Arenaceous siltstone/mudstone. Becomes interbedded with shale @ 15 ft. | | RS03 | 17.0 - 20.0 | 3.0 | N/A | |
| 20.0 | | Sandstone, light gray to gray, medium grained to fine grained, hard, medium bedded to thick bedded, freshly weathered to slightly weathered, argillaceous, 0° to 15° bedding angle, Set 7" casing at 20'. | | | | | | |
| | | Air hammer drilling, no samples retained. | | | | | | |

# SUBSURFACE LOG



Client Borehole ID: MR-AP-MW-22 (Deep)
Stantec Boring No.: **MR-AP-MW-22 (Deep)**
Client: Southern Company Services (SCS)
Boring Location: Not Surveyed
Project Number: 175620204
Surface Elevation: Not Surveyed
Elevation Datum: NAVD 29

| Lithology Depth Ft[2] | Lithology Elevation | Description | Overburden: / Rock Core: | Sample[1] / RQD % | Depth Ft[2] / Run Ft | Rec. Ft / Rec. Ft | Blows/PSI / Rec. % | Remarks |
|---|---|---|---|---|---|---|---|---|
| 45 | | Air hammer drilling, no samples retained. *(Continued)* | | | | | | |
| 50 | | | | | | | | |
| 55 | | | | | | | | |
| 60 | | | | | | | | |
| 65 | | | | | | | | |
| 70 | | | | | | | | |
| 75 | | | | | | | | |
| 80 | | | | | | | | |
| 85 | | (84-87 ft BGS): Black water, easy drilling | | | | | | |
| 90 | | | | | | | | |
| 95 | | | | | | | | |
| 100 | | | | | | | | |

# SUBSURFACE LOG



Client Borehole ID: MR-AP-MW-22 (Deep) | Stantec Boring No.: **MR-AP-MW-22 (Deep)**

Client: Southern Company Services (SCS) | Boring Location: Not Surveyed

Project Number: 175620204 | Surface Elevation: Not Surveyed | Elevation Datum: NAVD 29

| Lithology | | | Description | Overburden: / Rock Core: | Sample[1] / RQD % | Depth Ft[2] / Run Ft | Rec. Ft / Rec. Ft | Blows/PSI / Rec. % | Remarks |
|---|---|---|---|---|---|---|---|---|---|
| Depth Ft[2] | Elevation | | | | | | | | |
| | | | Air hammer drilling, no samples retained. *(Continued)* | | | | | | |
| 105 | | | | | | | | | |
| 110 | | | | | | | | | |
| 115 | | | (115-117 ft BGS): Easy drilling, rod chatter | | | | | | |
| 120 | | | | | | | | | |
| 125 | | | | | | | | | |
| 130 | | | | | | | | | |
| 135 | | | | | | | | | |
| 140 | | | | | | | | | |
| 145 | | | | | | | | | |
| 150 | | | | | | | | | |
| 155 | | | | | | | | | |

# SUBSURFACE LOG



Client Borehole ID: MR-AP-MW-22 (Deep) | Stantec Boring No.: **MR-AP-MW-22 (Deep)**

Client: Southern Company Services (SCS) | Boring Location: Not Surveyed

Project Number: 175620204 | Surface Elevation: Not Surveyed | Elevation Datum: NAVD 29

| Lithology Depth Ft[2] | Lithology Elevation | Description | Overburden: / Rock Core: | Sample[1] / RQD % | Depth Ft[2] / Run Ft | Rec. Ft / Rec. Ft | Blows/PSI / Rec. % | Remarks |
|---|---|---|---|---|---|---|---|---|
| 160 | | Air hammer drilling, no samples retained. *(Continued)* | | AH01 | 20.0 - 300.0 | | | |
| 165 | | | | | | | | |
| 170 | | | | | | | | |
| 175 | | | | | | | | |
| | | Suspected fractures from 177-178 ft BGS | | | | | | |
| 180 | | | | | | | | |
| 185 | | | | | | | | |
| 190 | | | | | | | | |
| 195 | | (195-197 ft BGS): Easy drilling, black water | | | | | | |
| | | (198-200 ft BGS): Easy drilling, black water | | | | | | |
| 200 | | | | | | | | |
| 205 | | | | | | | | |
| 210 | | | | | | | | |

# SUBSURFACE LOG



Client Borehole ID: MR-AP-MW-22 (Deep)
Stantec Boring No.: **MR-AP-MW-22 (Deep)**
Client: Southern Company Services (SCS)
Boring Location: Not Surveyed
Project Number: 175620204
Surface Elevation: Not Surveyed
Elevation Datum: NAVD 29

| Lithology Depth Ft[2] | Lithology Elevation | Description | Overburden: / Rock Core: | Sample[1] / RQD % | Depth Ft[2] / Run Ft | Rec. Ft / Rec. Ft | Blows/PSI / Rec. % | Remarks |
|---|---|---|---|---|---|---|---|---|
| 215 | | Air hammer drilling, no samples retained.<br>*(Continued)* | | | | | | |
| 220 | | | | | | | | |
| 225 | | (226-229 ft BGS): Easy drilling/rod drop | | | | | | |
| 230 | | | | | | | | |
| 235 | | (236-237 ft BGS): Easy drilling, Black water | | | | | | |
| 240 | | | | | | | | |
| 245 | | | | | | | | |
| 250 | | | | | | | | |
| 255 | | | | | | | | |
| 260 | | | | | | | | |
| 265 | | | | | | | | |

# SUBSURFACE LOG



Client Borehole ID: MR-AP-MW-22 (Deep)
Stantec Boring No.: **MR-AP-MW-22 (Deep)**
Client: Southern Company Services (SCS)
Boring Location: Not Surveyed
Project Number: 175620204
Surface Elevation: Not Surveyed
Elevation Datum: NAVD 29

| Lithology | | | Description | Overburden: / Rock Core: | Sample[1] / RQD % | Depth Ft[2] / Run Ft | Rec. Ft / Rec. Ft | Blows/PSI / Rec. % | Remarks |
|---|---|---|---|---|---|---|---|---|---|
| Depth Ft[2] | Elevation | | | | | | | | |
| 270 | | | Air hammer drilling, no samples retained.<br>*(Continued)* | | | | | | |
| 275 | | | | | | | | | |
| 280 | | | | | | | | | |
| 285 | | | | | | | | | |
| 290 | | | | | | | | | |
| 295 | | | | | | | | | |
| 300 | 300.0 | | No Refusal /<br>Bottom of Hole at 300.0 Ft.<br><br>Top of Rock = 7.2 Ft. | | | | | | |

No well installed, see Boring Abandonment form for details.
Depths are reported in feet below ground surface

# SUBSURFACE LOG



| | | | |
|---|---|---|---|
| Client Borehole ID | MR-AP-MW-23A | Stantec Boring No. | **MR-AP-MW-23A** |
| Client | Southern Company Services (SCS) | Boring Location | 1,324,552.62 N; 2,090,250.27 E |
| Project Number | 175620204 | Surface Elevation | 349.77 ft |
| Elevation Datum | NAVD 1988 | | |
| Project Name | Plant Miller | Date Started | 8/10/20 |
| Completed | 8/18/20 | | |
| Project Location | Jefferson Co, Quinton, Alabama | Depth to Water | 88.5 ft |
| Date/Time | 8/10/20 16:58 | | |
| Inspector | M. McDonald | Logger | M. McDonald |
| Depth to Water | 62.4 ft | Date/Time | 8/11/20 07:00 |
| Drilling Contractor | Cascade Drilling | Drill Rig Type and ID | LS600 Sonic Rig / PS-150 Sonic Head |
| Overburden Drilling and Sampling Tools (Type and Size) | 4" X 6" Rotosonic / 6' Air Hammer Drill | | |
| Sampler Hammer Type | N/A | Weight | N/A |
| Drop | N/A | Efficiency | N/A |
| Reviewed By | B. Halada | Approved By | B. Evans |

| Lithology Depth Ft[2] | Elevation | Description | Overburden: / Rock Core: | Sample[1] / RQD % | Depth Ft[2] / Run Ft | Rec. Ft / Rec. Ft | Blows/PSI / Rec. % | Remarks |
|---|---|---|---|---|---|---|---|---|
| 0.0 | 349.8 | Top of Hole | | | | | | |
| 1.0 | 348.8 | FAT CLAY TRACE GRAVEL, CH, 2.5YR 4/6 (red) to 7.5YR 4/6 (strong brown), medium to high plasticity, moist | | | | | | |
| 6.0 | 343.8 | GRAVELLY SILTY SAND LITTLE CLAY, SM, 2.5Y 5/4 (light olive brown) to 2.5Y 5/2 (grayish brown), fine, dry to moist, Heavily Weathered sandstone and siltstone, fine-grained, micaceous | | RS01 | 0.0 - 7.0 | 7.0 | N/A | |
| 7.0 | 342.8 | CLAYEY WELL GRADED GRAVEL, GW-GC, fine, dry, Weathered sandstone and siltstone, Gley 1/2.5/N, fine-grained, micaceous | | | | | | (7.0-8.0) some light brown to reddish brown staining |
| 11.5 | 338.3 | Sandstone (70%) With Siltstone (30%) | | | | | | |
| 14.0 | 335.8 | Sandstone, light gray to dark gray, fine grained, moderately hard, very thin to thin bedded, slightly weathered, dry, calcareous, micaceous | | RS02 | 7.0 - 17.0 | 9.0 | N/A | |
| | | Sandstone (80%) With Siltstone (20%) | | | | | | |
| | | Sandstone, light gray, fine grained, moderately hard to hard, thin to medium bedded, freshly weathered, dry, calcareous, micaceous | | | | | | |
| | | Sandstone (80%) With Siltstone (20%) | | | | | | |
| 28.0 | 321.8 | Sandstone, light gray, fine grained, moderately hard to hard, thin to medium bedded, dry, calcareous, micaceous | | RS03 | 17.0 - 27.0 | 10.0 | N/A | |
| | | Sandstone (90%) With Siltstone (10%) | | RS04 | 27.0 - 30.0 | 3.0 | N/A | |
| 30.0 | 319.8 | Sandstone, light gray, fine grained, moderately hard to hard, thin to medium bedded, dry, calcareous, micaceous | | | | | | (30.0) 7-inch steel casing set. Begin Air Hammer drilling |
| | | Siltstone Air Hammer Drilling, no samples collected | | | | | | |

# SUBSURFACE LOG



Client Borehole ID: MR-AP-MW-23A
Stantec Boring No.: **MR-AP-MW-23A**
Client: Southern Company Services (SCS)
Boring Location: 1,324,552.62 N; 2,090,250.27 E
Project Number: 175620204
Surface Elevation: 349.77 ft
Elevation Datum: NAVD 1988

| Lithology Depth Ft[2] | Lithology Elevation | Description | Overburden: / Rock Core: | Sample[1] / RQD % | Depth Ft[2] / Run Ft | Rec. Ft / Rec. Ft | Blows/PSI / Rec. % | Remarks |
|---|---|---|---|---|---|---|---|---|
| 40 | | Siltstone Air Hammer Drilling, no samples collected *(Continued)* | | | | | | |
| 45 | | | | | | | | |
| 50 | | | | | | | | Rising head test performed at 50.3' . No recharge observed |
| 55 | | | | | | | | |
| 60 | | | | AH01 | 30.0 - 90.5 | | | |
| 65 | | | | | | | | |
| 70 | | | | | | | | Rising head test performed at 70.6' . Recharge observed to be approximately 75 ml/min for 1 hour |
| 75 | | (73' - 76' BGS) Coal seam | | | | | | |
| 80 | | | | | | | | |

# SUBSURFACE LOG



Client Borehole ID: MR-AP-MW-23A
Stantec Boring No.: **MR-AP-MW-23A**
Client: Southern Company Services (SCS)
Boring Location: 1,324,552.62 N; 2,090,250.27 E
Project Number: 175620204
Surface Elevation: 349.77 ft
Elevation Datum: NAVD 1988

| Lithology Depth Ft[2] | Lithology Elevation | Description | Overburden: / Rock Core: | Sample[1] / RQD % | Depth Ft[2] / Run Ft | Rec. Ft / Rec. Ft | Blows/PSI / Rec. % | Remarks |
|---|---|---|---|---|---|---|---|---|
| 85 | | Siltstone Air Hammer Drilling, no samples collected *(Continued)* | | | | | | (84.0-86.0) advancement rate increased significantly, rod chatter |
| 90 90.5 | 259.3 | No Refusal / Bottom of Hole at 90.5 Ft. | | | | | | Rising head test performed at 90.5' . Recharge observed to be approximately 200 ml/min for 30 minutes |

Top of Rock = 7.0 Ft.
Top of Rock Elevation = 342.8 Ft.

Monitoring well installed. Refer to Well Installation form for well completion details.
Depths are reported in feet below ground surface

# SUBSURFACE LOG



| | | | |
|---|---|---|---|
| Client Borehole ID | MR-AP-MW-27HR | Stantec Boring No. | **MR-AP-MW-27HR** |
| Client | Southern Company Services (SCS) | Boring Location | 1,314,172.56 N; 2,105,286.57 E |
| Project Number | 175620204 | Surface Elevation | 473.34 ft |
| Elevation Datum | NAVD 29 | | |
| Project Name | Plant Miller | Date Started | 7/24/20 |
| Completed | 7/27/20 | | |
| Project Location | Jefferson Co, Quinton, Alabama | Depth to Water | 84.6 ft |
| Date/Time | 8/8/20 11:15 | | |
| Inspector | A. Stevens | Logger | A. Stevens |
| Depth to Water | N/A | Date/Time | N/A |
| Drilling Contractor | Cascade Drilling | Drill Rig Type and ID | LS600 Sonic Rig / PS-150 Sonic Head |
| Overburden Drilling and Sampling Tools (Type and Size) | 4" X 6" Rotosonic / 6" Air Hammer Drill | | |
| Sampler Hammer Type | N/A | Weight | N/A |
| Drop | N/A | Efficiency | N/A |
| Reviewed By | B. Halada | Approved By | B. Evans |

| Lithology Depth Ft[2] | Elevation | | Description | Overburden: / Rock Core: | Sample[1] / RQD % | Depth Ft[2] / Run Ft | Rec. Ft / Rec. Ft | Blows/PSI / Rec. % | Remarks |
|---|---|---|---|---|---|---|---|---|---|
| 0.0 | 473.3 | | Top of Hole | | | | | | |
| 0.5 | 472.8 | | POORLY GRADED GRAVELL WITH CLAY, GC, 7.5YR 7/1 (light gray), moist to wet | | | | | | |
| | | | LEAN CLAY WITH GRAVEL, CL, 7.5YR 5/6 (strong brown) to 10YR 5/4 (yellowish brown), low to medium plasticity, firm, dry to moist | | RS01 | 0.0 - 7.0 | 8.5 | N/A | |
| | | | | | RS02 | 7.0 - 17.0 | 11.0 | N/A | |
| 16.0 | 457.3 | | | | | | | | |
| 17.0 | 456.3 | | Coal, black | | | | | | |
| 19.0 | 454.3 | | CLAYEY POORLY GRADED GRAVEL WITH GRAVEL, SP, 2.5Y 7/3 (pale brown) and 2.5Y 5/6 (light olive brown), loose, dry to moist, Highly weathered sandstone | | | | | | |
| | | | Sandstone, gray and red brown, fine grained to medium grained, moderately hard to hard, thin to medium bedded, dry to damp, no staining, 0° to 15° bedding angle, micaceous | | RS03 | 17.0 - 27.0 | 11.0 | N/A | |
| | | | | | RS04 | 27.0 - 37.0 | 10.0 | N/A | |

# SUBSURFACE LOG



Client Borehole ID: MR-AP-MW-27HR
Stantec Boring No.: **MR-AP-MW-27HR**
Client: Southern Company Services (SCS)
Boring Location: 1,314,172.56 N; 2,105,286.57 E
Project Number: 175620204
Surface Elevation: 473.34 ft
Elevation Datum: NAVD 29

| Lithology Depth Ft[2] | Lithology Elevation | Description | Overburden: / Rock Core: | Sample[1] / RQD % | Depth Ft[2] / Run Ft | Rec. Ft / Rec. Ft | Blows/PSI / Rec. % | Remarks |
|---|---|---|---|---|---|---|---|---|
| 40.0 | 433.3 | | | RS05 | 37.0 - 40.0 | 3.0 | N/A | Air Hammer |
| | | Air Hammer drilling, no samples collected. | | | | | | |
| | | (52' - 55' BGS): Coal seam. | | | | | | |

# SUBSURFACE LOG



Client Borehole ID: MR-AP-MW-27HR
Stantec Boring No.: **MR-AP-MW-27HR**
Client: Southern Company Services (SCS)
Boring Location: 1,314,172.56 N; 2,105,286.57 E
Project Number: 175620204
Surface Elevation: 473.34 ft
Elevation Datum: NAVD 29

| Lithology Depth Ft[2] | Elevation | | Description | Overburden: / Rock Core: | Sample[1] / RQD % | Depth Ft[2] / Run Ft | Rec. Ft / Rec. Ft | Blows/PSI / Rec. % | Remarks |
|---|---|---|---|---|---|---|---|---|---|
| 85 | | | Air Hammer drilling, no samples collected. *(Continued)* | | | | | | |
| | | | Fractures at 87-88 ft BGS | | | | | | |
| 90 | | | | | | | | | |
| 95 | | | | | | | | | |
| 100 | | | | | | | | | Let well recharge, low yield |
| 105 | | | | | | | | | |
| 110 | | | | | | | | | |
| 115 | | | | | | | | | |
| 120 | | | | | AH01 | 40.0 - 200.0 | | | |
| 125 | | | | | | | | | |

# SUBSURFACE LOG



Client Borehole ID: MR-AP-MW-27HR
Stantec Boring No.: **MR-AP-MW-27HR**
Client: Southern Company Services (SCS)
Boring Location: 1,314,172.56 N; 2,105,286.57 E
Project Number: 175620204
Surface Elevation: 473.34 ft
Elevation Datum: NAVD 29

| Lithology Depth Ft[2] | Lithology Elevation | Description | Overburden: / Rock Core: | Sample[1] / RQD % | Depth Ft[2] / Run Ft | Rec. Ft / Rec. Ft | Blows/PSI / Rec. % | Remarks |
|---|---|---|---|---|---|---|---|---|
| 130 | | Air Hammer drilling, no samples collected. *(Continued)*<br>Fractures at 130-133 ft BGS | | | | | | |
| 135 | | | | | | | | |
| 140 | | | | | | | | |
| 145 | | | | | | | | |
| 150 | | | | | | | | Let well recharge, low yield (160 ml) |
| 155 | | | | | | | | |
| 160 | | | | | | | | |
| 165 | | | | | | | | |
| 170 | | | | | | | | |

# SUBSURFACE LOG



Client Borehole ID: MR-AP-MW-27HR
Stantec Boring No.: **MR-AP-MW-27HR**
Client: Southern Company Services (SCS)
Boring Location: 1,314,172.56 N; 2,105,286.57 E
Project Number: 175620204
Surface Elevation: 473.34 ft
Elevation Datum: NAVD 29

| Lithology Depth Ft[2] | Lithology Elevation | Description | Overburden: / Rock Core: | Sample[1] / RQD % | Depth Ft[2] / Run Ft | Rec. Ft / Rec. Ft | Blows/PSI / Rec. % | Remarks |
|---|---|---|---|---|---|---|---|---|
| 175 | | Air Hammer drilling, no samples collected.<br>*(Continued)*<br>Fractures at 174-177 ft BGS | | | | | | |
| 180 | | | | | | | | |
| 185 | | | | | | | | |
| 190 | | | | | | | | |
| 195 | | | | | | | | Let well recharge, 350 ml/min |
| 200 | 200.0 | 273.3 | | | | | | |

No Refusal /
Bottom of Hole at 200.0 Ft.

Top of Rock = 19.0 Ft.
Top of Rock Elevation = 454.3 Ft.

Monitoring well installed. Refer to Well Installation form for well completion details.
Depths are reported in feet below ground surface

# SUBSURFACE LOG



| | | | |
|---|---|---|---|
| Client Borehole ID | MR-AP-MW-36HR | Stantec Boring No. | **MR-AP-MW-36HR** |
| Client | Southern Company Services (SCS) | Boring Location | 1,312,340.16 N; 2,105,795.43 E |
| Project Number | 175620204 | Surface Elevation | 537.36 ft |
| Elevation Datum | NAVD 1988 | | |
| Project Name | Plant Miller | Date Started | 8/6/20 |
| Completed | 8/9/20 | | |
| Project Location | Jefferson Co, Quinton, Alabama | Depth to Water | 190.5 ft |
| Date/Time | 8/9/20 10:00 | | |
| Inspector | M. McDonald | Logger | M. McDonald |
| Depth to Water | N/A | Date/Time | N/A |
| Drilling Contractor | Cascade Drilling | Drill Rig Type and ID | LS600 Sonic Rig / PS-150 Sonic Head |
| Overburden Drilling and Sampling Tools (Type and Size) | 4" X 6" Rotosonic / 6" Air Hammer | | |
| Sampler Hammer Type | N/A | Weight | N/A |
| Drop | N/A | Efficiency | N/A |
| Reviewed By | B. Halada | Approved By | B. Evans |

| Lithology Depth Ft[2] | Elevation | Description | Overburden: / Rock Core: | Sample[1] / RQD % | Depth Ft[2] / Run Ft | Rec. Ft / Rec. Ft | Blows/PSI / Rec. % | Remarks |
|---|---|---|---|---|---|---|---|---|
| 0.0 | 537.4 | Top of Hole | | | | | | |
| 2.0 | 535.4 | CLAYEY SILTY GRAVEL, GC, 7.5YR 5/8 (strong brown), fine to coarse, dry to moist, Heavily weathered rock | | RS01 | 0.0 - 6.0 | 6.0 | N/A | |
| 8.0 | 529.4 | CLAYEY SILTY GRAVEL, GC, 10YR 4/4 (dark yellowish brown), fine to coarse, dry to moist, Heavily weathered rock | | | | | | |
| 9.0 | 528.4 | CLAYEY SILTY GRAVEL, GC, 2.5YR 5/4 (reddish brown), fine to coarse, dry to moist, weathered rock, increased weathered rock fragments | | RS02 | 6.0 - 13.5 | 7.5 | N/A | |
| 13.5 | 523.9 | Sandstone (80%) With Siltstone (20%)<br><br>Sandstone, light gray to light brown, very finely crystalline, moderately hard, medium bedded, dry, carbonaceous, 2.5Y/7/1, Light brown staining (10YR/5/6) at 10.0, highly fractured from 9.0 to 13.5 due to dry drilling, unable to determine bedding | | RS03 | 13.5 - 16.5 | 3.0 | N/A | (13.5) Switch to sonic wet drilling for recovery<br>(14.5 to 15.0) Highly fractured |
| | | Sandstone (90%) With Siltstone (10%)<br><br>Sandstone, light gray to dark gray, very fine grained to fine grained, moderately hard to hard, thin to medium bedded, no staining, carbonaceous, Micaceous 2.5Y/2.5/1 | | RS04 | 16.5 - 26.5 | 10.0 | N/A | |
| 30.0 | 507.4 | | | RS05 | 26.5 - 29.5 | 3.0 | N/A | |
| | | Air Hammer drilling, no samples collected | | | | | | (30.0) 7 inch steel casimg set to 30.0 feet BGS. Begin Air Hammer drilling |

# SUBSURFACE LOG



Client Borehole ID: MR-AP-MW-36HR
Stantec Boring No.: **MR-AP-MW-36HR**
Client: Southern Company Services (SCS)
Boring Location: 1,312,340.16 N; 2,105,795.43 E
Project Number: 175620204
Surface Elevation: 537.36 ft
Elevation Datum: NAVD 1988

| Lithology Depth Ft[2] | Lithology Elevation | Description | Overburden: / Rock Core: | Sample[1] / RQD % | Depth Ft[2] / Run Ft | Rec. Ft / Rec. Ft | Blows/PSI / Rec. % | Remarks |
|---|---|---|---|---|---|---|---|---|
| 45 | | Air Hammer drilling, no samples collected *(Continued)* | | | | | | |
| 50 | | | | | | | | |
| 55 | | (55 ' - 57' BGS): Possible coal seam, Air Hammer Dilling, dark cuttings observed no samples collected, rock pulverized. | | | | | | |
| 60 | | | | | | | | |
| 65 | | | | | | | | |
| 70 | | | | | | | | Rising head test performed at 70.0` for 25 minutes. Recharge rate: 25ml/min |
| 75 | | | | | | | | |
| 80 | | | | | | | | |
| 85 | | | | | | | | |
| 90 | | | | | | | | |
| 95 | | | | | | | | |

# SUBSURFACE LOG



Client Borehole ID: MR-AP-MW-36HR
Stantec Boring No.: **MR-AP-MW-36HR**
Client: Southern Company Services (SCS)
Boring Location: 1,312,340.16 N; 2,105,795.43 E
Project Number: 175620204
Surface Elevation: 537.36 ft
Elevation Datum: NAVD 1988

| Lithology Depth Ft[2] | Lithology Elevation | Description | Overburden: / Rock Core: | Sample[1] / RQD % | Depth Ft[2] / Run Ft | Rec. Ft / Rec. Ft | Blows/PSI / Rec. % | Remarks |
|---|---|---|---|---|---|---|---|---|
| | | Air Hammer drilling, no samples collected *(Continued)* | | | | | | |
| 100 | | | | | | | | Rising head test performed at 100.0` for 30 minutes. Recharge rate: 25ml/min |
| 105 | | | | | | | | |
| 110 | | | | | | | | |
| 115 | | | | | | | | |
| 120 | | | | | | | | |
| 125 | | (124' - 127' BGS): Possible coal seam, Air Hammer Dilling, dark cuttings observed and drill speed increased, no samples collected, rock pulverized. | | | | | | |
| 130 | | | | | | | | |
| 135 | | | | | | | | |
| 140 | | | | | | | | |
| 145 | | (145' - 148' BGS) Possible coal seam, Air Hammer Dilling, dark cuttings observed and drill speed increased, no samples collected, rock pulverized. | | | | | | |

# SUBSURFACE LOG



Client Borehole ID: MR-AP-MW-36HR
Stantec Boring No.: **MR-AP-MW-36HR**
Client: Southern Company Services (SCS)
Boring Location: 1,312,340.16 N; 2,105,795.43 E
Project Number: 175620204
Surface Elevation: 537.36 ft
Elevation Datum: NAVD 1988

| Lithology | | | Description | Overburden: / Rock Core: | Sample[1] / RQD % | Depth Ft[2] / Run Ft | Rec. Ft / Rec. Ft | Blows/PSI / Rec. % | Remarks |
|---|---|---|---|---|---|---|---|---|---|
| Depth Ft[2] | Elevation | | | | | | | | |
| 150 | | | Air Hammer drilling, no samples collected *(Continued)* | | | | | | |
| 155 | | | | | AH-01 | 29.5 - 280.7 | | | |
| 160 | | | | | | | | | Rising head test performed at 160.7' . Recharge rate: 75ml/min for 1 hour |
| 165 | | | | | | | | | |
| 170 | | | | | | | | | |
| 175 | | | | | | | | | |
| 180 | | | | | | | | | |
| 185 | | | | | | | | | |
| 190 ▽ | | | | | | | | | (188.0-194.0) soft or fractured rock, drill rod speed increased and no excess water oberved in cuttings |
| 195 | | | | | | | | | |
| 200 | | | | | | | | | |

# SUBSURFACE LOG



Client Borehole ID: MR-AP-MW-36HR
Stantec Boring No.: **MR-AP-MW-36HR**
Client: Southern Company Services (SCS)
Boring Location: 1,312,340.16 N; 2,105,795.43 E
Project Number: 175620204
Surface Elevation: 537.36 ft
Elevation Datum: NAVD 1988

| Lithology Depth Ft[2] | Lithology Elevation | Description | Overburden: / Rock Core: | Sample[1] / RQD % | Depth Ft[2] / Run Ft | Rec. Ft / Rec. Ft | Blows/PSI / Rec. % | Remarks |
|---|---|---|---|---|---|---|---|---|
| 205 | | Air Hammer drilling, no samples collected *(Continued)* | | | | | | |
| 210 | | | | | | | | (210.0-216.0) soft or fractured rock, drill rod speed increased and no excess water oberved in cuttings |
| 215 | | | | | | | | |
| 220 | | | | | | | | |
| 225 | | | | | | | | |
| 230 | | | | | | | | |
| 235 | | | | | | | | |
| 240 | | | | | | | | Rising head test performed at 240.8' . Recharge rate: 325 ml/min for 1 hour |
| 245 | | | | | | | | |
| 250 | | | | | | | | |
| 255 | | | | | | | | |

# SUBSURFACE LOG



Client Borehole ID: MR-AP-MW-36HR
Stantec Boring No.: **MR-AP-MW-36HR**
Client: Southern Company Services (SCS)
Boring Location: 1,312,340.16 N; 2,105,795.43 E
Project Number: 175620204
Surface Elevation: 537.36 ft
Elevation Datum: NAVD 1988

| Lithology | | | Description | Overburden: / Rock Core: | Sample[1] / RQD % | Depth Ft[2] / Run Ft | Rec. Ft / Rec. Ft | Blows/PSI / Rec. % | Remarks |
|---|---|---|---|---|---|---|---|---|---|
| Depth Ft[2] | | Elevation | | | | | | | |
| 260 | | | Air Hammer drilling, no samples collected *(Continued)* | | | | | | |
| 265 | | | | | | | | | (263.0-267.0) soft or fractured rock, drill rod speed increased and no excess water oberved in cuttings |
| 270 | | | | | | | | | |
| 275 | | | | | | | | | Rising head test performed at 280.7' . Recharge rate: 525 ml/min for 1.5 hours |
| 280 | 280.7 | 256.7 | | | | | | | |

No Refusal /
Bottom of Hole at 280.7 Ft.

Top of Rock = 9.0 Ft.
Top of Rock Elevation = 528.4 Ft.

Monitoring well installed. Refer to Well Installation form for well completion details.
Depths are reported in feet below ground surface

# SUBSURFACE LOG



Client Borehole ID: MR-AP-MW-29HR
Stantec Boring No.: **MR-AP-MW-29HR**
Client: Southern Company Services (SCS)
Boring Location: Not Surveyed
Project Number: 175620204
Surface Elevation: Not Surveyed
Elevation Datum: NAVD 29
Project Name: Plant Miller
Date Started: 7/21/20
Completed: 7/23/20
Project Location: Jefferson Co, Quinton, Alabama
Depth to Water: N/A
Date/Time: N/A
Inspector: A. Stevens
Logger: A. Stevens
Depth to Water: N/A
Date/Time: N/A
Drilling Contractor: Cascade Drilling
Drill Rig Type and ID: LS600 Sonic Rig / PS-150 Sonic Head
Overburden Drilling and Sampling Tools (Type and Size): 4" X 6" Rotosonic / 6" ir Hammer Drill
Sampler Hammer Type: N/A
Weight: N/A
Drop: N/A
Efficiency: N/A
Reviewed By: B. Halada
Approved By: B. Evans

| Lithology Depth Ft[2] | Elevation | | Description | Overburden: / Rock Core: | Sample[1] / RQD % | Depth Ft[2] / Run Ft | Rec. Ft / Rec. Ft | Blows/PSI / Rec. % | Remarks |
|---|---|---|---|---|---|---|---|---|---|
| 0.0 | Not | | Top of Hole | | | | | | |
| 0 | Surveyed | | SANDY POORLY GRADED GRAVEL, GP-GC, 10YR 7/1 (light gray) to 10YR 5/2 (grayish brown), fine to coarse, dry, poorly graded, Heavily weather lithic fragments 2-4 inches near bottom | | RS01 | 0.0 - 6.5 | 6.0 | N/A | |
| 5 | | | | | | | | | |
| 10 | | | | | RS02 | 6.5 - 16.5 | 8.0 | N/A | |
| 15 | | | | | | | | | |
| 16.5 | | | Sandstone (60%) With Mudstone (40%)<br><br>Sandstone, light gray to gray, fine grained to medium grained, moderately hard, thin bedded to medium bedded, moderately weathered to highly weathered, dry, interbedded, 0° to 15° bedding angle, micaceous | | RS03 | 16.5 - 26.5 | 3.5 | N/A | |
| 20 | | | | | | | | | |
| 25 | | | | | | | | | |
| 30 | | | | | RS04 | 26.5 - 36.5 | 4.0 | N/A | |
| 35 | | | | | | | | | |
| 40.0 | | | | | RS05 | 36.5 - 40.0 | 2.0 | N/A | |
| 40 | | | Air Hammer drilling, no samples collected<br>Switched back to sonic drilling at 74.5' BGS. | | | | | | Begin Air Hammer |
| 45 | | | | | | | | | |

# SUBSURFACE LOG



Client Borehole ID: MR-AP-MW-29HR
Stantec Boring No.: **MR-AP-MW-29HR**
Client: Southern Company Services (SCS)
Boring Location: Not Surveyed
Project Number: 175620204
Surface Elevation: Not Surveyed
Elevation Datum: NAVD 29

| Lithology Depth Ft[2] | Lithology Elevation | Description | Overburden: / Rock Core: | Sample[1] / RQD % | Depth Ft[2] / Run Ft | Rec. Ft / Rec. Ft | Blows/PSI / Rec. % | Remarks |
|---|---|---|---|---|---|---|---|---|
| | | Air Hammer drilling, no samples collected<br>Switched back to sonic drilling at 74.5' BGS.<br>*(Continued)* | | | | | | |
| | | | | AH01 | 40.0 - 74.5 | | | |
| 74.5 | | Switched back to sonic drilling at 74.5' BGS. | | | | | | |
| 75.5 | | Mudstone, gray dark gray, soft, highly weathered to weathered, wet, Fragments of mudstone and fine to medium grained sandstone due to air hammering 40-75 ft | | RS06 | 74.5 - 76.5 | 2.5 | N/A | Switch Back to Robosonic |
| 77.0 | | Sandstone, light gray to gray, fine grained to medium grained, hard, thin bedded to medium bedded, slightly weathered, dry, iron oxide staining, interbedded, 0° to 15° bedding angle, micaceous | | RS07 | 76.5 - 86.5 | 3.0 | N/A | |
| | | Sandstone Mudstone, gray to red orange, fine grained to coarse grained, soft to moderately hard, interbedded, highly weathered to slightly weathered, dry to moist, 0° to 15° bedding angle, Mine Spoil. Micaceous lithic fragments ranging from 1-5 inches in diameter, layers of clay pressent. | | RS08 | 86.5 - 88.5 | 3.0 | N/A | |
| | | | | RS09 | 88.5 - 96.5 | 5.5 | N/A | |
| 96.5 | | Sandstone Mudstone, light gray to dark gray, fine grained to coarse grained, soft to moderately hard, interbedded, highly weathered to weathered, dry to moist, 0° to 15° bedding angle, Mine Spoil. Micaceous lithic fragments. | | RS10 | 96.5 - 106.5 | 2.5 | N/A | |

# SUBSURFACE LOG



Client Borehole ID: MR-AP-MW-29HR
Stantec Boring No.: **MR-AP-MW-29HR**
Client: Southern Company Services (SCS)
Boring Location: Not Surveyed
Project Number: 175620204
Surface Elevation: Not Surveyed
Elevation Datum: NAVD 29

| Lithology Depth Ft[2] | Lithology Elevation | Description | Overburden: / Rock Core: | Sample[1] / RQD % | Depth Ft[2] / Run Ft | Rec. Ft / Rec. Ft | Blows/PSI / Rec. % | Remarks |
|---|---|---|---|---|---|---|---|---|
| 105 | | Sandstone Mudstone, light gray to dark gray, fine grained to coarse grained, soft to moderately hard, interbedded, highly weathered to weathered, dry to moist, 0° to 15° bedding angle, Mine Spoil. Micaceous lithic fragments. *(Continued)* | | | | | | |
| 110 | | | | RS11 | 106.5 - 116.5 | 1.5 | N/A | |
| 115 | | | | | | | | |
| 120 | | | | RS12 | 116.5 - 126.5 | 3.5 | N/A | |
| 125 | | | | | | | | |
| 130 | | | | RS13 | 126.5 - 136.5 | 3.5 | N/A | |
| 135 | | | | | | | | |
| 140 | | | | RS14 | 136.5 - 146.5 | 5.0 | N/A | |
| 144.5 | | | | | | | | |
| 145 | | Sandstone Mudstone, gray to dark gray, fine grained to medium grained, soft, weathered to completely weathered, wet, 0° to 15° bedding angle, Mine Spoil. Micaceous lithic fragments in clay | | | | | | |
| 146.5 | | | | | | | | |
| 150 | | Sandstone Mudstone, light gray to dark gray, fine grained to medium grained, soft to moderately hard, interbedded, slightly weathered to weathered, dry to moist, 0° to 15° bedding angle, Mine Spoil. Micaceous lithic fragments. | | RS15 | 146.5 - 156.5 | 3.0 | N/A | |
| 155 | | | | | | | | |
| 160.0 | | | | RS16 | 156.5 - 160.0 | 1.0 | N/A | |
| 160 | | | | | | | | |

# SUBSURFACE LOG



Client Borehole ID: MR-AP-MW-29HR
Stantec Boring No.: **MR-AP-MW-29HR**
Client: Southern Company Services (SCS)
Boring Location: Not Surveyed
Project Number: 175620204
Surface Elevation: Not Surveyed
Elevation Datum: NAVD 29

| Lithology Depth Ft[2] | Lithology Elevation | Description | Overburden: / Rock Core: | Sample[1] / RQD % | Depth Ft[2] / Run Ft | Rec. Ft / Rec. Ft | Blows/PSI / Rec. % | Remarks |
|---|---|---|---|---|---|---|---|---|
| | | Air Hammer drilling, no samples collected *(Continued)* | | | | | | Resume Air Hammer |
| 165 | | | | | | | | |
| 170 | | | | | | | | |
| 175 | | | | | | | | |
| 180 | | | | | | | | |
| 185 | | | | | | | | |
| 190 | | | | | | | | |
| 195 | | | | | | | | |
| 200 | | | | | | | | |
| 205 | | | | AH02 | 160.0 - 250.0 | | | |
| 210 | | | | | | | | |
| 215 | | | | | | | | |

# SUBSURFACE LOG



Client Borehole ID MR-AP-MW-29HR
Stantec Boring No. **MR-AP-MW-29HR**
Client Southern Company Services (SCS)
Boring Location Not Surveyed
Project Number 175620204
Surface Elevation Not Surveyed Elevation Datum NAVD 29

| Lithology Depth Ft[2] | Lithology Elevation | | Description | Overburden: / Rock Core: | Sample[1] / RQD % | Depth Ft[2] / Run Ft | Rec. Ft / Rec. Ft | Blows/PSI / Rec. % | Remarks |
|---|---|---|---|---|---|---|---|---|---|
| 220 | | | Air Hammer drilling, no samples collected *(Continued)* | | | | | | |
| 225 | | | | | | | | | |
| 230 | | | (230' -232') Coal seam | | | | | | |
| 235 | | | | | | | | | |
| 240 | | | | | | | | | |
| 245 | | | | | | | | | |
| 250 | 250.2 | | No Refusal / Bottom of Hole at 250.2 Ft. | | | | | | |

Top of Rock = 16.5 Ft.

No well installed, see Boring Abandonment form for details.
Depths are reported in feet below ground surface

Southern Company

# Well Installation Field Log

| | | | | | |
|---|---|---|---|---|---|
| Project Name: | Plant Miller Phase III Delineation MW Installation | Date Started: | 7/9/2020 | Date Completed: | 7/10/2020 |
| Borehole/Well No: | MR-AP-MW-07SR | Northing (ft): | 1310997.27 | Easting (ft): | 2102413.83 |
| Plant Name: | Plant Miller | Latitude: | 33.6031751 | Longitude: | -87.0601914 |
| Plant Address: | 4250 Porter Rd, Quinton, AL, 35130 | Location Datum: | Alabama West NAD83 | Elevation Datum: | NAVD 1988 |
| Project & Task Number: | 175620204 | Surface/ Ground Elevation: | 332.42 | Stickup (ft, ags): | 3.2 |
| Goals/Task: | Monitoring Well Replacement | Borehole Diameter (in): | 6 | Borehole Depth (ft, bgs): | 47.0 |
| Drilling Company: | Cascade | Well Casing Diameter (in): | 2 | Well Depth (ft, bgs): | 41.1 |
| Drilling Equipment/Rig Type: | Truck Mounted PS-150 Sonic | Top of Casing elev (ft): | 335.44 | Screen length (ft): | 9.5 |
| Drilling Method: | 4" x 6" Rotosonic/ | DTW at Completion (ft, bgs): | 4.34 (9/30/2020) | | |
| Sampling Method: | Sonic 4" core barrel | | | | |
| Prepared By: | Walker Padgett | | | | |
| Review By: | Ben Halada (10/17/2020) | | | | |

***Not to Scale**

**Depth (feet)**

**Well Construction**

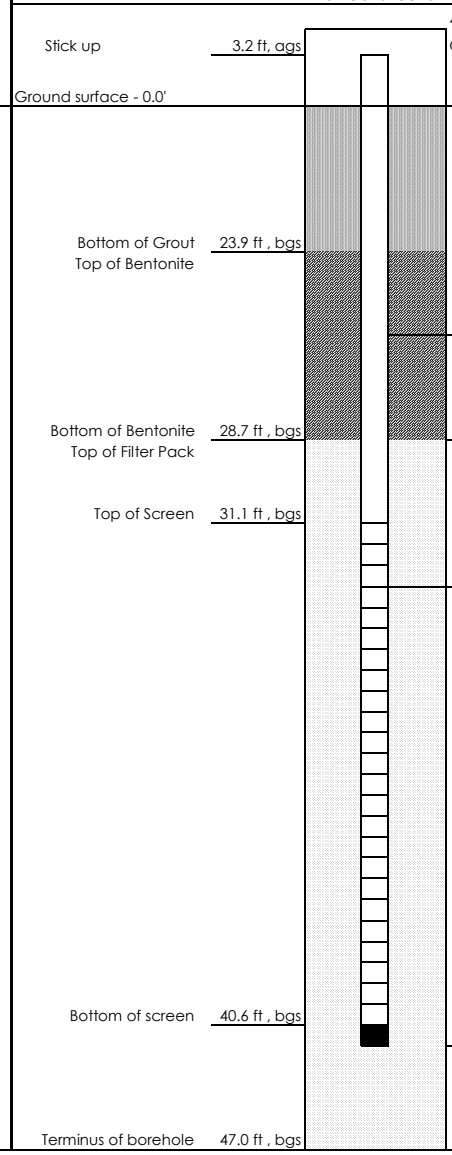


**Materials Inventory**

Stick up: 3.2 ft, ags

Casing Type (steel or PVC, schedule 40 or 80):
2" PVC, Schedule 40

Casing
Top: 3.2 ft, ags Bottom: 31.1 ft, bgs

Screen Type:
Sch 40, 2" ID x 3" OD U-Pack

Screen Slot Size:
0.010

Screen
Top: 31.1 ft, bgs Bottom: 40.6 ft, bgs

Sump/end cap
Top: 40.6 ft, bgs Bottom: 41.1 ft, bgs

Grout Quantity:
35 gallons

Grout Type:
Baroid Aqua Guard 30% Solids Grout

Grout
Top: 0.0 ft, bgs Bottom: 23.9 ft, bgs

Density
Initial: 10.1 lbs/gal Return: 10.1 lbs/gal

Bentonite Type:
Pel Plug 3/8" PDS TR30 pellets

Bentonite Seal
Top: 23.9 ft, bgs Bottom: 28.7 ft, bgs

Filter Pack - Pre-pack and Annular Space
Type (manufacturer, size):
Southern Product & Silica Co. Filter Sand and Gravel #1

Filter Pack:
Top: 28.7 ft, bgs Bottom: 47.0 ft, bgs

Notes:
Bentonite seal hydrated a minimum of 4-hours prior to grout backfill placement.

Backfill below sand pack:
None

Southern Company

# Well Installation Field Log

| | | | | | |
|---|---|---|---|---|---|
| Project Name: | Plant Miller Phase III Delineation MW Installation | Date Started: | 7/9/2020 | Date Completed: | 7/10/2020 |
| Borehole/Well No: | MR-AP-MW-07DR | Northing (ft): | 1310992.79 | Easting (ft): | 2102405.62 |
| Plant Name: | Plant Miller | Latitude: | 33.6031629 | Longitude: | -87.0602185 |
| Plant Address: | 4250 Porter Rd, Quinton, AL, 35130 | Location Datum: | Alabama West NAD83 | Elevation Datum: | NAVD 1988 |
| Project & Task Number: | 175620204 | Surface/ Ground Elevation: | 332.2 | Stickup (ft, ags): | 3.2 |
| | | | 7" (0.0' - 20.0') | | |
| Goals/Task: | Monitoring Well Replacement | Borehole Diameter (in): | 6" (20.0' - 110.8') | Borehole Depth (ft, bgs): | 110.8 |
| Drilling Company: | Cascade | Well Casing Diameter (in): | 2 | Well Depth (ft, bgs): | 105.8 |
| Drilling Equipment/Rig Type: | Truck Mounted PS-150 Sonic | Top of Casing elev (ft): | 335.44 | Screen length (ft): | 9.5 |
| Drilling Method: | 4" x 6" Rotosonic/ 6" Air Hammer | DTW at Completion (ft, bgs): | 74.08 (09/30/2020) | | |
| Sampling Method: | Sonic 4" core barrel | | | | |
| Prepared By: | Walker Padgett | | | | |
| Review By: | Ben Halada (10/17/2020) | | | | |

***Not to Scale**

**Depth (feet)**

**Well Construction**




**Materials Inventory**

Stick up: 3.2 ft, ags

Casing Type (steel or PVC, schedule 40 or 80):
2" PVC, Schedule 40

Casing
Top: 3.2 ft, ags Bottom: 95.8 ft, bgs

Screen Type:
Sch 40, 2" ID x 3" OD U-Pack

Screen Slot Size:
0.010

Screen
Top: 95.8 ft, bgs Bottom: 105.3 ft, bgs

Sump/end cap
Top: 105.3 ft, bgs Bottom: 105.8 ft, bgs

Grout Quantity:
160 gallons

Grout Type:
Baroid Aqua Guard 30% Solids Grout

Grout
Top: 0.0 ft, bgs Bottom: 89.0 ft, bgs

Density
Initial: 10.1 lbs/gal Return: 10.1 lbs/gal

Bentonite Type:
Pel Plug 3/8" PDS TR30 pellets

Bentonite Seal
Top: 89.0 ft, bgs Bottom: 93.8 ft, bgs

Filter Pack - Pre-pack and Annular Space
Type (manufacturer, size):
Southern Product & Silica Co. Filter Sand and Gravel #1

Filter Pack:
Top: 93.8 ft, bgs Bottom: 110.8 ft, bgs

Notes:
Bentonite seal hydrated a minimum of 4-hours prior to grout backfill placement.

Backfill below sand pack:
None

Southern Company

# Well Installation Field Log

| | | | | | |
|---|---|---|---|---|---|
| Project Name: | Plant Miller Phase III Delineation MW Installation | Date Started: | 7/8/2020 | Date Completed: | 7/8/2020 |
| Borehole/Well No: | MR-AP-MW-09SR | Northing (ft): | 1311112.71 | Easting (ft): | 2103779.13 |
| Plant Name: | Plant Miller | Latitude: | 33.6034763 | Longitude: | -87.0557059 |
| Plant Address: | 4250 Porter Rd, Quinton, AL, 35130 | Location Datum: | Alabama West NAD83 | Elevation Datum: | NAVD 1988 |
| Project & Task Number: | 175620204 | Surface/ Ground Elevation: | 462.9 | Stickup (ft, ags): | 2.7 |
| Goals/Task: | Monitoring Well Replacement | Borehole Diameter (in): | 6 | Borehole Depth (ft, bgs): | 98.0 |
| Drilling Company: | Cascade | Well Casing Diameter (in): | 2 | Well Depth (ft, bgs): | 97.0 |
| Drilling Equipment/Rig Type: | Truck Mounted PS-150 Sonic | Top of Casing elev (ft): | 465.60 | Screen length (ft): | 9.5 |
| Drilling Method: | 4" x 6" Rotosonic | DTW at Completion (ft, bgs): | 56.79 (9/29/2020) | | |
| Sampling Method: | Sonic 4" core barrel | | | | |
| Prepared By: | Walker Padgett | | | | |
| Review By: | Ben Halada (10/17/2020) | | | | |

***Not to Scale**

**Depth (feet)**

**Well Construction**

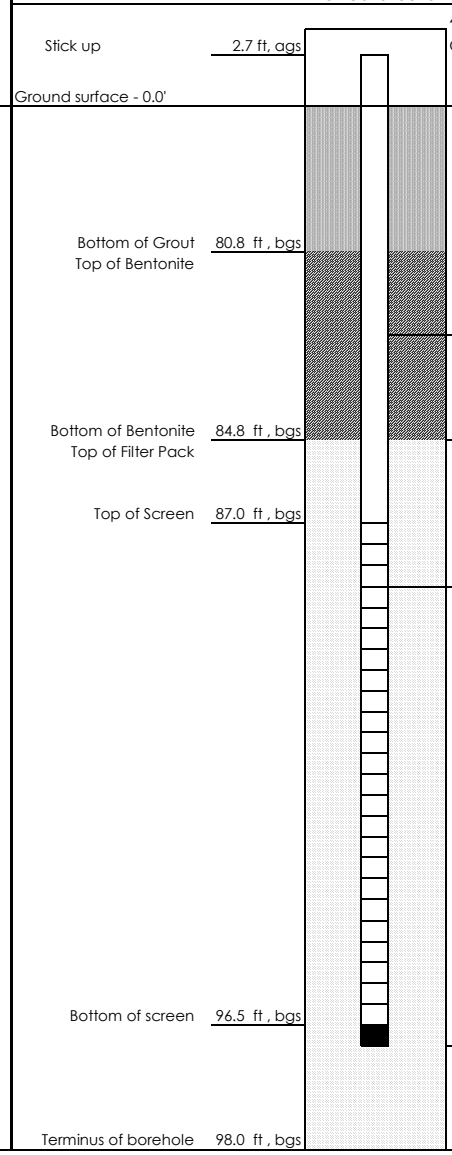


**Materials Inventory**

Stick up: 2.7 ft, ags

Casing Type (steel or PVC, schedule 40 or 80):
2" PVC, Schedule 40

Casing
Top: 2.7 ft, ags Bottom: 87.0 ft, bgs

Screen Type:
Sch 40, 2" ID x 3" OD U-Pack

Screen Slot Size:
0.010

Screen
Top: 87.0 ft, bgs Bottom: 96.5 ft, bgs

Sump/end cap
Top: 96.5 ft, bgs Bottom: 97.0 ft, bgs

Grout Quantity:
140 gallons

Grout Type:
Baroid Aqua Guard 30% Solids Grout

Grout
Top: 0.0 ft, bgs Bottom: 80.5 ft, bgs

Density
Initial: 10.1 lbs/gal Return: 10.1 lbs/gal

Bentonite Type:
Pel Plug 3/8" PDS TR30 pellets

Bentonite Seal
Top: 80.5 ft, bgs Bottom: 84.8 ft, bgs

Filter Pack - Pre-pack and Annular Space
Type (manufacturer, size):
Southern Product & Silica Co. Filter Sand and Gravel #1

Filter Pack:
Top: 84.8 ft, bgs Bottom: 98.0 ft, bgs

Notes:
Bentonite seal hydrated a minimum of 4-hours prior to grout backfill placement.

Backfill below sand pack:
None

Southern Company

# Well Installation Field Log

| | | | | | |
|---|---|---|---|---|---|
| Project Name: | Plant Miller Phase III Delineation MW Installation | Date Started: | 7/6/2020 | Date Completed: | 7/7/2020 |
| Borehole/Well No: | MR-AP-MW-09DR | Northing (ft): | 1311094.43 | Easting (ft): | 2103785.91 |
| Plant Name: | Plant Miller | Latitude: | 33.6034260 | Longitude: | -87.0556839 |
| Plant Address: | 4250 Porter Rd, Quinton, AL, 35130 | Location Datum: | Alabama West NAD83 | Elevation Datum: | NAVD 1988 |
| Project & Task Number: | 175620204 | Surface/ Ground Elevation: | 454.29 | Stickup (ft, ags): | 2.8 |
| | | | 7" (0.0 ' 31.5') | | |
| Goals/Task: | Monitoring Well Replacement | Borehole Diameter (in): | 6" (31.5' - 150.0') | Borehole Depth (ft, bgs): | 150.0 |
| Drilling Company: | Cascade | Well Casing Diameter (in): | 2 | Well Depth (ft, bgs): | 113.9 |
| Drilling Equipment/Rig Type: | Truck Mounted PS-150 Sonic | Top of Casing elev (ft): | 465.60 | Screen length (ft): | 9.5 |
| Drilling Method: | 4" x 6" Rotosonic/ 6" Air Hammer | DTW at Completion (ft, bgs): | 61.21 (9/20/2020) | | |
| Sampling Method: | Sonic 4" core barrel | | | | |
| Prepared By: | Walker Padgett | | | | |
| Review By: | Ben Halada (10/17/2020) | | | | |

***Not to Scale**

**Depth (feet)**

**Well Construction**

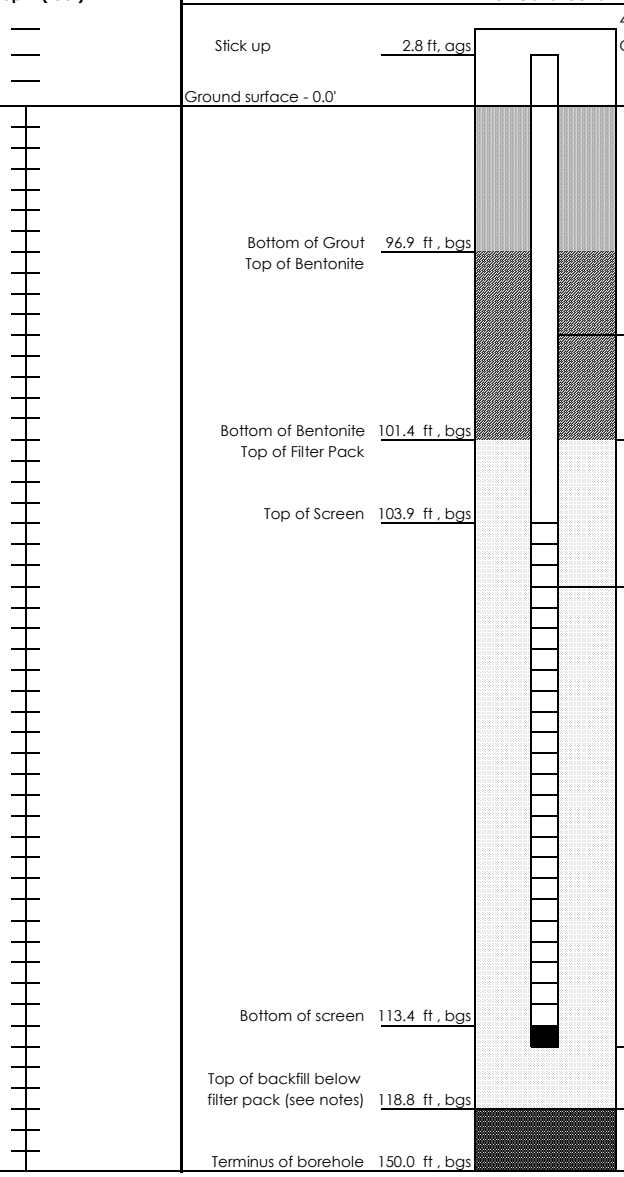


**Materials Inventory**

Stick up: 2.8 ft, ags

Casing Type (steel or PVC, schedule 40 or 80):
2" PVC, Schedule 40

Casing
Top: 2.8 ft, ags Bottom: 103.9 ft, bgs

Screen Type:
Sch 40, 2" ID x 3" OD U-Pack

Screen Slot Size:
0.010

Screen
Top: 103.9 ft, bgs Bottom: 113.4 ft, bgs

Sump/end cap
Top: 113.4 ft, bgs Bottom: 113.9 ft, bgs

Grout Quantity:
175 gallons

Grout Type:
Baroid Aqua Guard 30% Solids Grout

Grout
Top: 0.0 ft, bgs Bottom: 96.9 ft, bgs

Density
Initial: 10.0 lbs/gal Return: 10.0 lbs/gal

Bentonite Type:
Pel Plug 3/8" PDS TR30 pellets

Bentonite Seal
Top: 96.9 ft, bgs Bottom: 101.4 ft, bgs

Filter Pack - Pre-pack and Annular Space
Type (manufacturer, size):
Southern Product & Silica Co. Filter Sand and Gravel #1

Filter Pack:
Top: 101.4 ft, bgs Bottom: 118.8 ft, bgs

Notes: Bentonite seal hydrated a minimum of 4-hours prior to grout backfill placement.

Backfill below sand pack:
Boring backfilled from 150.0 to 118.8 with Halliburton 3/8" uncoated bentonite chips

Southern Company

# Well Installation Field Log

| | | | | | |
|---|---|---|---|---|---|
| Project Name: | Plant Miller Phase III Delineation MW Installation | Date Started: | 7/14/2020 | Date Completed: | 7/15/2020 |
| Borehole/Well No: | MR-AP-MW-13SR | Northing (ft): | 1314000.26 | Easting (ft): | 2105082.60 |
| Plant Name: | Plant Miller | Latitude: | 33.6034260 | Longitude: | -87.0556839 |
| Plant Address: | 4250 Porter Rd, Quinton, AL, 35130 | Location Datum: | Alabama West NAD83 | Elevation Datum: | NAVD 1988 |
| Project & Task Number: | 175620204 | Surface/ Ground Elevation: | 454.29 | Stickup (ft, ags): | 3.1 |
| Goals/Task: | Monitoring Well Replacement | Borehole Diameter (in): | 6 | Borehole Depth (ft, bgs): | 70.8 |
| Drilling Company: | Cascade | Well Casing Diameter (in): | 2 | Well Depth (ft, bgs): | 51.1 |
| Drilling Equipment/Rig Type: | Truck Mounted PS-150 Sonic | Top of Casing elev (ft): | 457.34 | Screen length (ft): | 9.5 |
| Drilling Method: | 4" x 6" Rotosonic | DTW at Completion (ft, bgs): | 31.72 (10/1/2020) | | |
| Sampling Method: | Sonic 4" core barrel | | | | |
| Prepared By: | Walker Padgett | | | | |
| Review By: | Ben Halada (10/17/2020) | | | | |

***Not to Scale**

**Depth (feet)**

**Well Construction**




**Materials Inventory**

Stick up: 3.1 ft, ags

Casing Type (steel or PVC, schedule 40 or 80): 2" PVC, Schedule 40

Casing Top: 3.1 ft, ags Bottom: 41.1 ft, bgs

Screen Type: Sch 40, 2" ID x 3" OD U-Pack

Screen Slot Size: 0.010

Screen Top: 41.1 ft, bgs Bottom: 50.6 ft, bgs

Sump/end cap Top: 50.6 ft, bgs Bottom: 51.1 ft, bgs

Grout Quantity: 40 gallons

Grout Type: Baroid Aqua Guard 30% Solids Grout

Grout Top: 0.0 ft, bgs Bottom: 33.8 ft, bgs

Density Initial: 10.1 lbs/gal Return: 10.1 lbs/gal

Bentonite Type: Pel Plug 3/8" PDS TR30 pellets

Bentonite Seal Top: 33.8 ft, bgs Bottom: 38.3 ft, bgs

Filter Pack - Pre-pack and Annular Space Type (manufacturer, size): Southern Product & Silica Co. Filter Sand and Gravel #1

Filter Pack: Top: 38.3 ft, bgs Bottom: 56.2 ft, bgs

Notes: Bentonite seal hydrated a minimum of 4-hours prior to grout backfill placement.

Backfill below sand pack: Boring backfilled from 70.8' to 56.2' with Halliburton 3/8" uncoated bentonite chips

Southern Company

# Well Installation Field Log

| | | | | | |
|---|---|---|---|---|---|
| Project Name: | Plant Miller Phase III Delineation MW Installation | Date Started: | 7/13/2020 | Date Completed: | 7/14/2020 |
| Borehole/Well No: | MR-AP-MW-13DR | Northing (ft): | 1313992.25 | Easting (ft): | 2105083.40 |
| Plant Name: | Plant Miller | Latitude: | 33.6113743 | Longitude: | -87.0513814 |
| Plant Address: | 4250 Porter Rd, Quinton, AL, 35130 | Location Datum: | Alabama West NAD83 | Elevation Datum: | NAVD 1988 |
| Project & Task Number: | 175620204 | Surface/ Ground Elevation: | 454.42 | Stickup (ft, ags): | 3.1 |
| | | | 7" (0.0' - 29.5') | | |
| Goals/Task: | Monitoring Well Replacement | Borehole Diameter (in): | 6" (29.5' - 160.0') | Borehole Depth (ft, bgs): | 159.9 |
| Drilling Company: | Cascade | Well Casing Diameter (in): | 2 | Well Depth (ft, bgs): | 118.7 |
| Drilling Equipment/Rig Type: | Truck Mounted PS-150 Sonic | Top of Casing elev (ft): | 457.54 | Screen length (ft): | 9.5 |
| Drilling Method: | 4" x 6" Rotosonic/ 6" Air Hammer | DTW at Completion (ft, bgs): | 73.32 (10/6/2020) | | |
| Sampling Method: | Sonic 4" core barrel | | | | |
| Prepared By: | Walker Padgett | | | | |
| Review By: | Ben Halada (10/17/2020) | | | | |

***Not to Scale**

**Depth (feet)**

**Well Construction**

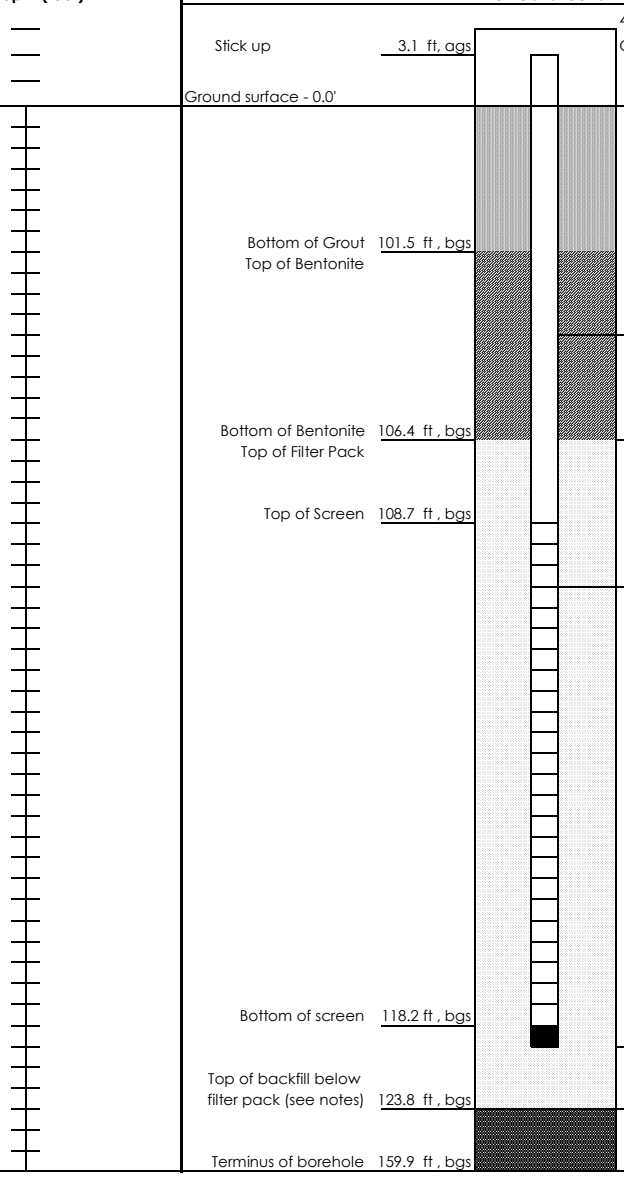


**Materials Inventory**

Stick up: 3.1 ft, ags

Casing Type (steel or PVC, schedule 40 or 80):
2" PVC, Schedule 40

Casing
Top: 3.1 ft, ags Bottom: 108.7 ft, bgs

Screen Type:
Sch 40, 2" ID x 3" OD U-Pack

Screen Slot Size:
0.010

Screen
Top: 108.7 ft, bgs Bottom: 118.2 ft, bgs

Sump/end cap
Top: 118.2 ft, bgs Bottom: 118.7 ft, bgs

Grout Quantity:
140 gallons

Grout Type:
Baroid Aqua Guard 30% Solids Grout

Grout
Top: 0.0 ft, bgs Bottom: 101.5 ft, bgs

Density
Initial: 10.1 lbs/gal Return: 10.1 lbs/gal

Bentonite Type:
Pel Plug 3/8" PDS TR30 pellets

Bentonite Seal
Top: 101.5 ft, bgs Bottom: 106.4 ft, bgs

Filter Pack - Pre-pack and Annular Space
Type (manufacturer, size):
Southern Product & Silica Co. Filter Sand and Gravel #1

Filter Pack:
Top: 106.4 ft, bgs Bottom: 123.8 ft, bgs

Notes: Bentonite seal hydrated a minimum of 4-hours prior to grout backfill placement.

Backfill below sand pack:
Boring backfilled from 160.0' to 123.8' with Halliburton 3/8" uncoated bentonite chips

Southern Company

# Well Installation Field Log

| | | | | | |
|---|---|---|---|---|---|
| Project Name: | Plant Miller Phase III Delineation MW Installation | Date Started: | 6/26/2020 | Date Completed: | 6/29/20202 |
| Borehole/Well No: | MR-AP-MW-14R | Northing (ft): | 1314833.36 | Easting (ft): | 2104749.05 |
| Plant Name: | Plant Miller | Latitude: | 33.6136898 | Longitude: | -87.0524677 |
| Plant Address: | 4250 Porter Rd, Quinton, AL, 35130 | Location Datum: | Alabama West NAD83 | Elevation Datum: | NAVD 1988 |
| Project & Task Number: | 175620204 | Surface/ Ground Elevation: | 423.37 | Stickup (ft, ags): | 2.7 |
| Goals/Task: | Monitoring Well Replacement | Borehole Diameter (in): | 6 | Borehole Depth (ft, bgs): | 66.8 |
| Drilling Company: | Cascade | Well Casing Diameter (in): | 2 | Well Depth (ft, bgs): | 47.2 |
| Drilling Equipment/Rig Type: | Truck Mounted PS-150 Sonic | Top of Casing elev (ft): | 426.05 | Screen length (ft): | 9.5 |
| Drilling Method: | 4" x 6" Rotosonic | DTW at Completion (ft, bgs): | 14.81 (9/29/2020) | | |
| Sampling Method: | Sonic 4" core barrel | | | | |
| Prepared By: | Walker Padgett | | | | |
| Review By: | Ben Halada (10/17/2020) | | | | |

***Not to Scale**

**Depth (feet)**

**Well Construction**




**Materials Inventory**

Stick up: 2.7 ft, ags

Casing Type (steel or PVC, schedule 40 or 80):
2" PVC, Schedule 40

Casing
Top: 2.7 ft, ags Bottom: 37.2 ft, bgs

Screen Type:
Sch 40, 2" ID x 3" OD U-Pack

Screen Slot Size:
0.010

Screen
Top: 37.2 ft, bgs Bottom: 46.7 ft, bgs

Sump/end cap
Top: 46.7 ft, bgs Bottom: 47.2 ft, bgs

Grout Quantity:
140 gallons

Grout Type:
Baroid Aqua Guard 30% Solids Grout

Grout
Top: 0.0 ft, bgs Bottom: 31.0 ft, bgs

Density
Initial: 10.1 lbs/gal Return: 10.1 lbs/gal

Bentonite Type:
Pel Plug 3/8" PDS TR30 pellets

Bentonite Seal
Top: 31.0 ft, bgs Bottom: 34.5 ft, bgs

Filter Pack - Pre-pack and Annular Space
Type (manufacturer, size):
Southern Product & Silica Co. Filter Sand and Gravel #1

Filter Pack:
Top: 34.5 ft, bgs Bottom: 51.9 ft, bgs

Notes: Bentonite seal hydrated a minimum of 4-hours prior to grout backfill placement.

Backfill below sand pack:
Boring backfilled from 66.8' to 51.9' with Halliburton 3/8" uncoated bentonite chips

Southern Company

# Well Installation Field Log

| | | | | | |
|---|---|---|---|---|---|
| Project Name: | Plant Miller Phase III Delineation MW Installation | Date Started: | 8/24/2020 | Date Completed: | 8/25/2020 |
| Borehole/Well No: | MR-AP-MW-22-SHALLOW | Northing (ft): | 1325325.37 | Easting (ft): | 2090863.99 |
| Plant Name: | Plant Miller | Latitude: | 33.6426800 | Longitude: | -87.0601914 |
| Plant Address: | 4250 Porter Rd, Quinton, AL, 35130 | Location Datum: | Alabama West NAD83 | Elevation Datum: | NAVD 1988 |
| Project & Task Number: | 175620204 | Surface/ Ground Elevation: | 362.02 | Stickup (ft, ags): | 2.6 |
| Goals/Task: | Monitor Well Installation | Borehole Diameter (in): | 6 | Borehole Depth (ft, bgs): | 48.5 |
| Drilling Company: | Cascade | Well Casing Diameter (in): | 2 | Well Depth (ft, bgs): | 47.4 |
| Drilling Equipment/Rig Type: | Truck Mounted PS-150 Sonic | Top of Casing elev (ft): | 364.64 | Screen length (ft): | 9.5 |
| Drilling Method: | 4" x 6" Rotosonic/ 6" Air Hammer | DTW at Completion (ft, bgs): | 13.02 (10/1/2020) | | |
| Sampling Method: | Sonic 4" core barrel | | | | |
| Prepared By: | Walker Padgett | | | | |
| Review By: | Ben Halada (10/17/2020) | | | | |

***Not to Scale**

**Depth (feet)**

**Well Construction**




**Materials Inventory**

Stick up: 2.6 ft, ags

Casing Type (steel or PVC, schedule 40 or 80): 2" PVC, Schedule 40

Casing Top: 2.6 ft, ags Bottom: 37.4 ft, bgs

Screen Type: Sch 40, 2" ID x 3" OD U-Pack

Screen Slot Size: 0.010

Screen Top: 37.4 ft, bgs Bottom: 46.9 ft, bgs

Sump/end cap Top: 46.9 ft, bgs Bottom: 47.4 ft, bgs

Grout Quantity: 40 gallons

Grout Type: Baroid Aqua Guard 30% Solids Grout

Grout Top: 0.0 ft, bgs Bottom: 29.5 ft, bgs

Density Initial: 10.2 lbs/gal Return: 10.2 lbs/gal

Bentonite Type: Pel Plug 3/8" PDS TR30 pellets

Bentonite Seal Top: 29.5 ft, bgs Bottom: 34.0 ft, bgs

Filter Pack - Pre-pack and Annular Space
Type (manufacturer, size):
Southern Product & Silica Co. Filter Sand and Gravel #1

Filter Pack: Top: 34.0 ft, bgs Bottom: 48.5 ft, bgs

Notes:
Bentonite seal hydrated a minimum of 4-hours prior to grout backfill placement.

Backfill below sand pack:
None

Southern Company

# Well Installation Field Log

| | | | | | |
|---|---|---|---|---|---|
| Project Name: | Plant Miller Phase III Delineation MW Installation | Date Started: | 8/20/2020 | Date Completed: | 8/20/2020 |
| Borehole/Well No: | MR-AP-MW-22-INTERMEDIATE | Northing (ft): | 1325344.32 | Easting (ft): | 2090849.23 |
| Plant Name: | Plant Miller | Latitude: | 33.6426779 | Longitude: | -87.0980422 |
| Plant Address: | 4250 Porter Rd, Quinton, AL, 35130 | Location Datum: | Alabama West NAD83 | Elevation Datum: | NAVD 1988 |
| Project & Task Number: | 175620204 | Surface/ Ground Elevation: | 361.44 | Stickup (ft, ags): | 2.8 |
| | | | 7" (0.0' - 30.0') | | |
| Goals/Task: | Monitoring Well Installation | Borehole Diameter (in): | 6" (30.0' - 150.0') | Borehole Depth (ft, bgs): | 150.0 |
| Drilling Company: | Cascade | Well Casing Diameter (in): | 2 | Well Depth (ft, bgs): | 138.6 |
| Drilling Equipment/Rig Type: | Truck Mounted PS-150 Sonic | Top of Casing elev (ft): | 364.27 | Screen length (ft): | 9.5 |
| Drilling Method: | 4" x 6" Rotosonic/ 6" Air Hammer | DTW at Completion (ft, bgs): | 119.51 (10/1/2020) | | |
| Sampling Method: | Sonic 4" core barrel | | | | |
| Prepared By: | Matthew Edmunds | | | | |
| Review By: | Ben Halada (10/17/2020) | | | | |

***Not to Scale**

**Depth (feet)**

**Well Construction**




**Materials Inventory**

Stick up: 2.8 ft, ags

Casing Type (steel or PVC, schedule 40 or 80):
2" PVC, Schedule 40

Casing
Top: 2.8 ft, ags Bottom: 128.6 ft, bgs

Screen Type:
Sch 40, 2" ID x 3" OD U-Pack

Screen Slot Size:
0.010

Screen
Top: 128.6 ft, bgs Bottom: 138.1 ft, bgs

Sump/end cap
Top: 138.1 ft, bgs Bottom: 138.6 ft, bgs

Grout Quantity:
190 gallons

Grout Type:
Baroid Aqua Guard 30% Solids Grout

Grout
Top: 0.0 ft, bgs Bottom: 121.5 ft, bgs

Density
Initial: 10.0 lbs/gal Return: 10.0 lbs/gal

Bentonite Type:
Pel Plug 3/8" PDS TR30 pellets

Bentonite Seal
Top: 121.5 ft, bgs Bottom: 126.0 ft, bgs

Filter Pack - Pre-pack and Annular Space
Type (manufacturer, size):
Southern Product & Silica Co. Filter Sand and Gravel #1

Filter Pack:
Top: 126.0 ft, bgs Bottom: 144.0 ft, bgs

Notes: Bentonite seal hydrated a minimum of 4-hours prior to grout backfill placement.

Backfill below sand pack:
Boring backfilled from 150.0' to 144.0' with Halliburton 3/8" uncoated bentonite chips.

Southern Company

# Well Installation Field Log

| | | | | | |
|---|---|---|---|---|---|
| Project Name: | Plant Miller Phase III Delineation MW Installation | Date Started: | 9/2/2020 | Date Completed: | 9/2/2020 |
| Borehole/Well No: | MR-AP-MW-22-DEEP **(ABANDONED)** | Northing (ft): | 1325324.47 | Easting (ft): | 2090833.03 |
| Plant Name: | Plant Miller | Latitude: | 33.6426779 | Longitude: | -87.0980422 |
| Plant Address: | 4250 Porter Rd, Quinton, AL, 35130 | Location Datum: | Alabama West NAD83 | Elevation Datum: | NAVD 1988 |
| Project & Task Number: | 175620204 | Surface/ Ground Elevation: | 361.37 | Stickup (ft, ags): | 3.1 |
| | | | 7" (0.0' - 20.0') | | |
| Goals/Task: | Monitoring Well Installation | Borehole Diameter (in): | 6" (20.0' - 300.0') | Borehole Depth (ft, bgs): | 300.0 |
| Drilling Company: | Cascade | Well Casing Diameter (in): | 2 | Well Depth (ft, bgs): | 198.4 |
| Drilling Equipment/Rig Type: | Truck Mounted PS-150 Sonic | Top of Casing elev (ft): | 364.49 | Screen length (ft): | 9.5 |
| Drilling Method: | 4" x 6" Rotosonic/ 6" Air Hammer | DTW at Completion (ft, bgs): | NA | | |
| Sampling Method: | Sonic 4" core barrel | | | | |
| Prepared By: | Matthew Edmunds | | | | |
| Review By: | Ben Halada (10/17/2020) | | | | |

***Not to Scale**

**Depth (feet)**

**Well Construction**

Stick up 3.1 ft, ags — 4" Inch Diameter Protective Cover with Locking Lid

Ground surface - 0.0' — Outer casing

Bottom of Grout 180.5 ft , bgs
Top of Bentonite

2" inch casing

Bottom of Bentonite 185.0 ft , bgs
Top of Filter Pack — 16/40 mesh Filter pack

Top of Screen 188.5 ft , bgs

0.010 Slot screen

Bottom of screen 198.0 ft , bgs

198.4 ft , bgs Sump/end cap

Top of backfill below filter pack (see notes) 203.0 ft , bgs

203.0 ft , bgs Base of filter pack

Terminus of borehole 300.0 ft , bgs

**Materials Inventory**

Stick up: 3.1 ft, ags

Casing Type (steel or PVC, schedule 40 or 80):
2" PVC, Schedule 40

Casing
Top: 3.1 ft, ags Bottom: 188.5 ft, bgs

Screen Type:
Sch 40, 2" ID x 3" OD U-Pack

Screen Slot Size:
0.010

Screen
Top: 188.4 ft, bgs Bottom: 197.9 ft, bgs

Sump/end cap
Top: 197.9 ft, bgs Bottom: 198.4 ft, bgs

Grout Quantity:
250 gallons

Grout Type:
Baroid Aqua Guard 30% Solids Grout

Grout
Top: 0.0 ft, bgs Bottom: 180.5 ft, bgs

Density
Initial: 10.2 lbs/gal Return: 10.2 lbs/gal

Bentonite Type:
Pel Plug 3/8" PDS TR30 pellets

Bentonite Seal
Top: 180.5 ft, bgs Bottom: 185.0 ft, bgs

Filter Pack - Pre-pack and Annular Space
Type (manufacturer, size):
Southern Product & Silica Co. Filter Sand and Gravel #1

Filter Pack:
Top: 185.0 ft, bgs Bottom: 203.0 ft, bgs

Notes: Bentonite seal hydrated a minimum of 4-hours prior to grout backfill placement.

Backfill below sand pack:
Boring backfilled from 300.0' to 203.0' with Halliburton 3/8" uncoated bentonite chips.

Southern Company

# Well Installation Field Log

| | | | | | |
|---|---|---|---|---|---|
| Project Name: | Plant Miller Phase III Delineation MW Installation | Date Started: | 9/2/2020 | Date Completed: | 9/2/2020 |
| Borehole/Well No: | MR-AP-MW-22-DEEP ALT | Northing (ft): | 1325324.47 | Easting (ft): | 2090833.03 |
| Plant Name: | Plant Miller | Latitude: | 33.6426779 | Longitude: | -87.0980422 |
| Plant Address: | 4250 Porter Rd, Quinton, AL, 35130 | Location Datum: | Alabama West NAD83 | Elevation Datum: | NAVD 1988 |
| Project & Task Number: | 175620204 | Surface/ Ground Elevation: | 361.37 | Stickup (ft, ags): | 3.1 |
| Goals/Task: | Monitoring Well Replacement | Borehole Diameter (in): | 6 | Borehole Depth (ft, bgs): | 210.0 |
| Drilling Company: | Cascade | Well Casing Diameter (in): | 2 | Well Depth (ft, bgs): | 200.7 |
| Drilling Equipment/Rig Type: | Truck Mounted PS-150 Sonic | Top of Casing elev (ft): | 364.49 | Screen length (ft): | 9.5 |
| Drilling Method: | 4" x 6" Rotosonic/ 6" Air Hammer | DTW at Completion (ft, bgs): | 19.88 (10/4/2020) | | |
| Sampling Method: | Sonic 4" core barrel | | | | |
| Prepared By: | Matthew Edmunds | | | | |
| Review By: | Ben Halada (10/17/2020) | | | | |

***Not to Scale**

**Depth (feet)**

**Well Construction**

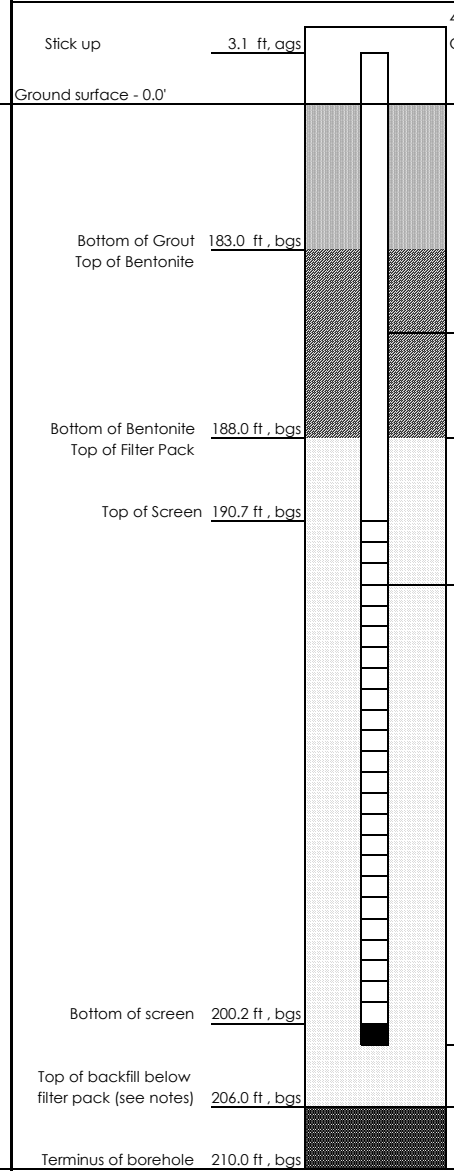


**Materials Inventory**

Stick up: 3.1 ft, ags

Casing Type (steel or PVC, schedule 40 or 80):
2" PVC, Schedule 40

Casing
Top: 3.1 ft, ags Bottom: 190.7 ft, bgs

Screen Type:
Sch 40, 2" ID x 3" OD U-Pack

Screen Slot Size:
0.010

Screen
Top: 190.7 ft, bgs Bottom: 200.2 ft, bgs

Sump/end cap
Top: 200.2 ft, bgs Bottom: 200.7 ft, bgs

Grout Quantity:
255 gallons

Grout Type:
Baroid Aqua Guard 30% Solids Grout

Grout
Top: 0.0 ft, bgs Bottom: 183.0 ft, bgs

Density
Initial: 10.1 lbs/gal Return: 10.1 lbs/gal

Bentonite Type:
Pel Plug 3/8" PDS TR30 pellets

Bentonite Seal
Top: 183.0 ft, bgs Bottom: 188.0 ft, bgs

Filter Pack - Pre-pack and Annular Space
Type (manufacturer, size):
Southern Product & Silica Co. Filter Sand and Gravel #1

Filter Pack:
Top: 188.0 ft, bgs Bottom: 206.0 ft, bgs

Notes: Bentonite seal hydrated a minimum of 4-hours prior to grout backfill placement.

Backfill below sand pack:
Boring backfilled from 210.0' to 206.0' with Halliburton 3/8" uncoated bentonite chips.

Southern Company

# Well Installation Field Log

| | | | | | |
|---|---|---|---|---|---|
| Project Name: | Plant Miller Phase III Delineation MW Installation | Date Started: | 8/17/2020 | Date Completed: | 8/18/2020 |
| Borehole/Well No: | MR-AP-MW-23A | Northing (ft): | 1324552.62 | Easting (ft): | 2090250.27 |
| Plant Name: | Plant Miller | Latitude: | 33.6426779 | Longitude: | -87.0980422 |
| Plant Address: | 4250 Porter Rd, Quinton, AL, 35130 | Location Datum: | Alabama West NAD83 | Elevation Datum: | NAVD 1988 |
| Project & Task Number: | 175620204 | Surface/ Ground Elevation: | 349.77 | Stickup (ft, ags): | 2.9 |
| | | | 7" (0.0' - 30.0') | | |
| Goals/Task: | Monitoring Well Installation | Borehole Diameter (in): | 6" (30.0' - 90.5') | Borehole Depth (ft, bgs): | 90.5 |
| Drilling Company: | Cascade | Well Casing Diameter (in): | 2 | Well Depth (ft, bgs): | 65.2 |
| Drilling Equipment/Rig Type: | Truck Mounted PS-150 Sonic | Top of Casing elev (ft): | 352.64 | Screen length (ft): | 9.5 |
| Drilling Method: | 4" x 6" Rotosonic/ 6" Air Hammer | DTW at Completion (ft, bgs): | 8.83 (10/5/2020) | | |
| Sampling Method: | Sonic 4" core barrel | | | | |
| Prepared By: | Matthew Edmunds | | | | |
| Review By: | Ben Halada (10/17/2020) | | | | |

***Not to Scale**

**Depth (feet)**

**Well Construction**




**Materials Inventory**

Stick up: 2.9 ft, ags

Casing Type (steel or PVC, schedule 40 or 80):
2" PVC, Schedule 40

Casing
Top: 2.9 ft, ags Bottom: 55.2 ft, bgs

Screen Type:
Sch 40, 2" ID x 3" OD U-Pack

Screen Slot Size:
0.010

Screen
Top: 55.2 ft, bgs Bottom: 64.7 ft, bgs

Sump/end cap
Top: 64.7 ft, bgs Bottom: 65.2 ft, bgs

Grout Quantity:
70 gallons

Grout Type:
Baroid Aqua Guard 30% Solids Grout

Grout
Top: 0.0 ft, bgs Bottom: 48.1 ft, bgs

Density
Initial: 10.1 lbs/gal Return: 10.1 lbs/gal

Bentonite Type:
Pel Plug 3/8" PDS TR30 pellets

Bentonite Seal
Top: 48.1 ft, bgs Bottom: 52.4 ft, bgs

Filter Pack - Pre-pack and Annular Space
Type (manufacturer, size):
Southern Product & Silica Co. Filter Sand and Gravel #1

Filter Pack:
Top: 52.4 ft, bgs Bottom: 70.0 ft, bgs

Notes: Bentonite seal hydrated a minimum of 4-hours prior to grout backfill placement.

Backfill below sand pack:
Boring backfilled from 90.0' to 70.0' with Halliburton 3/8" uncoated bentonite chips.

Southern Company

# Well Installation Field Log

| | | | | | |
|---|---|---|---|---|---|
| Project Name: | Plant Miller Phase III Delineation MW Installation | Date Started: | 8/8/2020 | Date Completed: | 8/9/2020 |
| Borehole/Well No: | MR-AP-MW-27HR | Northing (ft): | 1314172.56 | Easting (ft): | 2105286.57 |
| Plant Name: | Plant Miller | Latitude: | 33.6118674 | Longitude: | -87.0507116 |
| Plant Address: | 4250 Porter Rd, Quinton, AL, 35130 | Location Datum: | Alabama West NAD83 | Elevation Datum: | NAVD 1988 |
| Project & Task Number: | 175620204 | Surface/ Ground Elevation: | 473.34 | Stickup (ft, ags): | 3.1 |
| | | | 7" (0.0' - 40.0') | | |
| Goals/Task: | Monitoring Well Replacement | Borehole Diameter (in): | 6" (40.0' - 200.0') | Borehole Depth (ft, bgs): | 200.0 |
| Drilling Company: | Cascade | Well Casing Diameter (in): | 2 | Well Depth (ft, bgs): | 178.9 |
| Drilling Equipment/Rig Type: | Truck Mounted PS-150 Sonic | Top of Casing elev (ft): | 476.42 | Screen length (ft): | 9.5 |
| Drilling Method: | 4" x 6" Rotosonic/ 6" Air Hammer | DTW at Completion (ft, bgs): | 90.56 (10/6/2020) | | |
| Sampling Method: | Sonic 4" core barrel | | | | |
| Prepared By: | Michael McDonald | | | | |
| Review By: | Ben Halada (10/17/2020) | | | | |

***Not to Scale**

**Depth (feet)**

**Well Construction**

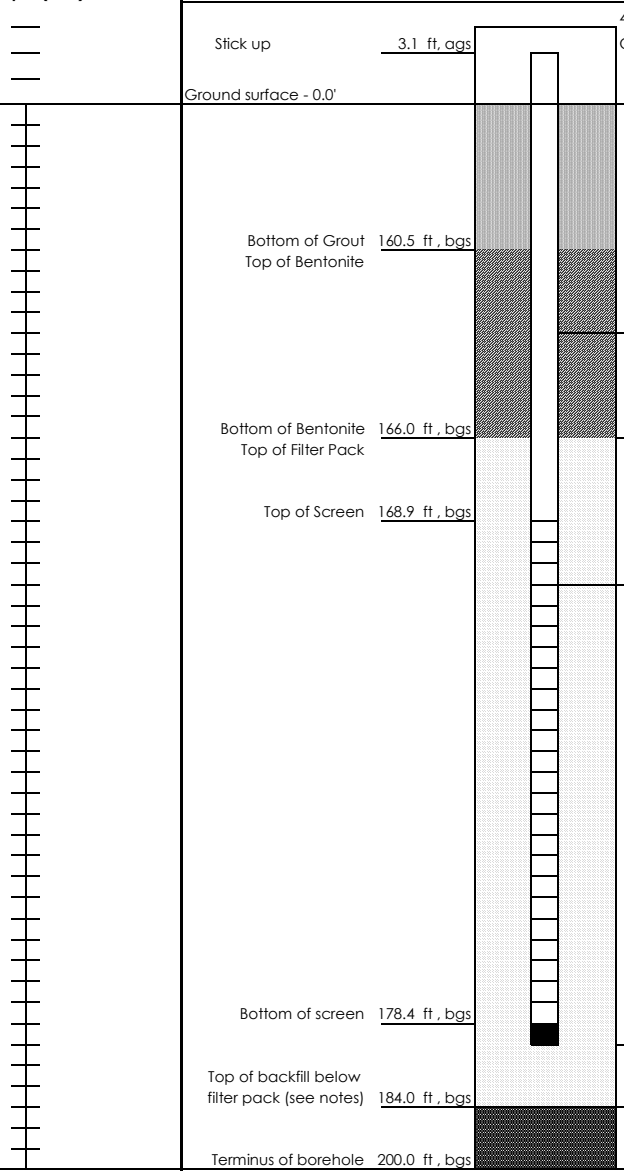


**Materials Inventory**

Stick up: 3.1 ft, ags

Casing Type (steel or PVC, schedule 40 or 80):
2" PVC, Schedule 40

Casing
Top: 3.1 ft, ags Bottom: 168.9 ft, bgs

Screen Type:
Sch 40, 2" ID x 3" OD U-Pack

Screen Slot Size:
0.010

Screen
Top: 168.9 ft, bgs Bottom: 178.4 ft, bgs

Sump/end cap
Top: 178.4 ft, bgs Bottom: 178.9 ft, bgs

Grout Quantity:
225 gallons

Grout Type:
Baroid Aqua Guard 30% Solids Grout

Grout
Top: 0.0 ft, bgs Bottom: 160.5 ft, bgs

Density
Initial: 10.1 lbs/gal Return: 10.0 lbs/gal

Bentonite Type:
Pel Plug 3/8" PDS TR30 pellets

Bentonite Seal
Top: 160.5 ft, bgs Bottom: 166.0 ft, bgs

Filter Pack - Pre-pack and Annular Space
Type (manufacturer, size):
Southern Product & Silica Co. Filter Sand and Gravel #1

Filter Pack:
Top: 166.0 ft, bgs Bottom: 184.0 ft, bgs

Notes: Bentonite seal hydrated a minimum of 4-hours prior to grout backfill placement.

Backfill below sand pack:
Boring backfilled from 200.0' to 184.0' with Halliburton 3/8" uncoated bentonite chips.

Southern Company

# Well Installation Field Log

| | | | | | |
|---|---|---|---|---|---|
| Project Name: | Plant Miller Phase III Delineation MW Installation | Date Started: | 8/8/2020 | Date Completed: | 8/9/2020 |
| Borehole/Well No: | MR-AP-MW-36HR | Northing (ft): | 1314172.56 | Easting (ft): | 2105286.57 |
| Plant Name: | Plant Miller | Latitude: | 33.6118674 | Longitude: | -87.0507116 |
| Plant Address: | 4250 Porter Rd, Quinton, AL, 35130 | Location Datum: | Alabama West NAD83 | Elevation Datum: | NAVD 1988 |
| Project & Task Number: | 175620204 | Surface/ Ground Elevation: | 473.34 | Stickup (ft, ags): | 3.1 |
| | | | 7" (0.0' - 30.0') | | |
| Goals/Task: | Monitoring Well Replacement | Borehole Diameter (in): | 6" (30.0' - 280.7') | Borehole Depth (ft, bgs): | 280.7 |
| Drilling Company: | Cascade | Well Casing Diameter (in): | 2 | Well Depth (ft, bgs): | 266.2 |
| Drilling Equipment/Rig Type: | Truck Mounted PS-150 Sonic | Top of Casing elev (ft): | 476.42 | Screen length (ft): | 19.5 |
| Drilling Method: | 4" x 6" Rotosonic/ 6" Air Hammer | DTW at Completion (ft, bgs): | 198.26 (10/1/2020) | | |
| Sampling Method: | Sonic 4" core barrel | | | | |
| Prepared By: | Michael McDonald | | | | |
| Review By: | Ben Halada (10/17/2020) | | | | |

***Not to Scale**

**Depth (feet)**

**Well Construction**

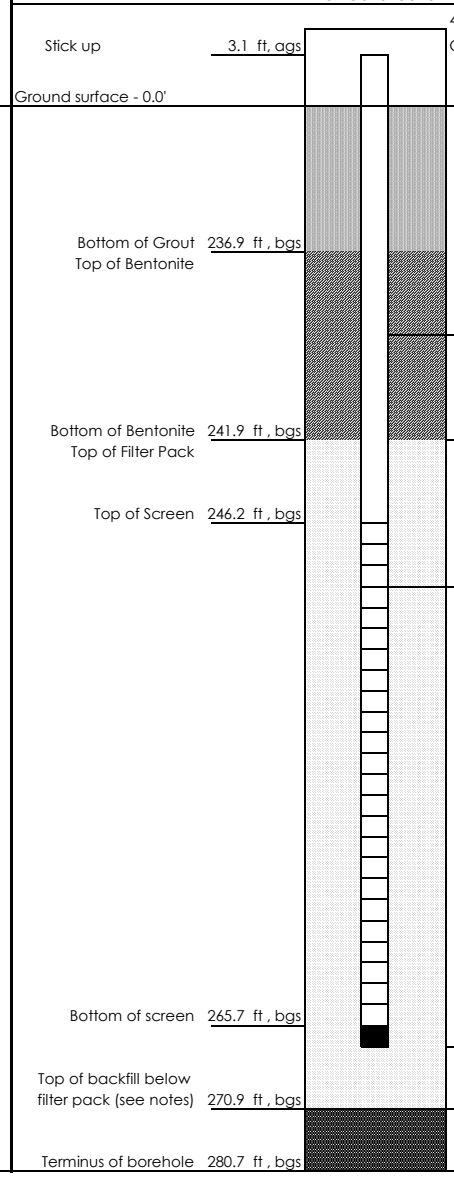


**Materials Inventory**

Stick up: 3.1 ft, ags

Casing Type (steel or PVC, schedule 40 or 80): 2" PVC, Schedule 40

Casing Top: 3.1 ft, ags Bottom: 246.2 ft, bgs

Screen Type: Sch 40, 2" ID x 3" OD U-Pack

Screen Slot Size: 0.010

Screen Top: 246.2 ft, bgs Bottom: 265.7 ft, bgs

Sump/end cap Top: 265.7 ft, bgs Bottom: 266.2 ft, bgs

Grout Quantity: 290 gallons

Grout Type: Baroid Aqua Guard 30% Solids Grout

Grout Top: 0.0 ft, bgs Bottom: 236.9 ft, bgs

Density Initial: 10.1 - 10.3 lbs/gal Return: 10.3 lbs/gal

Bentonite Type: Pel Plug 3/8" PDS TR30 pellets

Bentonite Seal Top: 236.9 ft, bgs Bottom: 241.9 ft, bgs

Filter Pack - Pre-pack and Annular Space
Type (manufacturer, size):
Southern Product & Silica Co. Filter Sand and Gravel #1

Filter Pack: Top: 241.9 ft, bgs Bottom: 270.9 ft, bgs

Notes: Bentonite seal hydrated a minimum of 4-hours prior to grout backfill placement.

Backfill below sand pack:
Boring backfilled from 280.7' to 270.9' with Halliburton 3/8" uncoated bentonite chips.

# Appendix B

## MONITOR WELL AND PIEZOMETER ABANDONMENT REPORT

Southern Company Services is including the following monitor well and piezometer abandonment report which documents the activities related to the abandonment of nine downgradient monitor wells and three horizontal delineation wells re-designated as piezometers for Alabama Power Company's Plant Miller located at 4250 Porter Road, Quinton, AL 35130-9471. Plant Miller is approximately fifteen miles northwest of Birmingham in western Jefferson County, Alabama. The plant occupies Sections 21, 22, 27, 28, 29, 32, 33, and 34, Township 16 South, Range 5 West and Section 4, Township 17 South, Range 5 West (Section/Township/Range data based on visual inspection of USGS topographic quadrangle maps and GIS plant boundary files provided by Southern Company) (USGS, 1982; USGS, 1983).

The Ash Pond is located east-southeast of the main plant, between the Mobile River and Plant Barry barge canal. **Figure 1, Site Location Map,** depicts the location of the Plant and Ash Pond with respect to the surrounding area.

Ash pond closure activities necessitated the abandonment and relocation of nine downgradient compliance locations. A plan for the abandonment and relocation of the nine monitoring wells (MR-AP-MW-7S, MR-AP-MW-7D, MR-AP-MW-8S, MR-AP-MW-8D, MR-AP-MW-9S, MR-AP-MW-9D, MR-AP-MW-13S, MR-AP-MW-13D, and MR-AP-MW-14) was submitted to ADEM in February 2020 and approved in May 2020. A revised workplan plan provided additions to the original scope of work to include the abandonment and reinstallation of three previously installed horizontal delineation wells re-designated as piezometers (MR-AP-MW27H, MR-AP-MW-29H, and MR-AP-MW-36H).

The abandonment of the nine downgradient monitor wells and three horizontal delineation wells re-designated as piezometers occurred between June and August 2020. Additionally, one replacement horizontal delineation well boring (MR-AP-MW-29HR) was abandoned due to the presence of predominately mine spoils and monitor well BY-AP-MW-22 (Deep) that was damaged during development activities. Subsequently, an offset boring, BY-AP-MW-22 (Deep)-ALT, was installed to replace the damaged well. The monitoring wells and boring were abandoned in accordance with Alabama well construction standards described in Administrative Code Div. 335-13 and the Alabama Environmental Investigation and Remediation Guidance (AEIRG; Revised 2017).

The boring and well installation logs, and well abandonment forms detailing abandonment activities have been included as Attachment A. The monitor wells, piezometers, and boring location are depicted on **Figure 5, Monitor Well Location Map**.

# Attachment A

# Well Abandonment Form

**PROJECT:**
Plant Miller Ash Pond CCR Wells

**WELL/HOLE NO.:** MR-AP-MW-7D

**DEPTH** 116.3 FEET
**HOLE DIAMETER:** 2 INCHES
**HOLE VOLUME:** 2.52 CUBIC FEET

**GEOLOGIST/ENGINEER**
Shannon H. McDonald, P.G.

**ABANDONMENT BY:**
SCS Drilling Services

**DATE ABANDONED:**
6/16/2020

**REASON FOR ABANDONMENT:**

New construction requirements; will be replaced.

**SEALANT TYPE:**
Neat Cement

**SEALANT MIXTURE RATIO:**
100

**SEALANT VOLUME USED:**
~36 gallons/4.81 cubic feet

**REMARKS:**

Water level at time of abandonment: 84.08' BMP. Well was tremie grouted to the surface with neat cement.

**WEATHER**

hot, sunny

**SKETCH**

**DIAMETER** 2"

| | DEPTH: | ELEV.: |
|---|---|---|
| GROUND SURFACE | 0.0' | |
| TOP OF ROCK | 3.0' | |
| BOTTOM OF HOLE | 116.3' | |

# Well Abandonment Form

SOUTHERN COMPANY
Energy to Serve Your World℠

**PROJECT:**
Plant Miller Ash Pond CCR Wells

**WELL/HOLE NO.:** MR-AP-MW-7S

**DEPTH** 43.2 FEET
**HOLE DIAMETER:** 2 INCHES
**HOLE VOLUME:** 0.93 CUBIC FEET

**GEOLOGIST/ENGINEER**
Shannon H. McDonald, P.G.

**ABANDONMENT BY:**
SCS Drilling Services

**DATE ABANDONED:**
6/16/2020

**REASON FOR ABANDONMENT:**

New construction requirements; will be replaced.

**SEALANT TYPE:**
Neat Cement

**SEALANT MIXTURE RATIO:**
100

**SEALANT VOLUME USED:**
~12 gallons/1.6 cubic feet

**REMARKS:**

Water level at time of abandonment: 14.15' BMP. Well was tremie grouted to the surface with neat cement.

**WEATHER**

hot, sunny

**SKETCH**

**DIAMETER** 2"

| | DEPTH: | ELEV.: |
|---|---|---|
| GROUND SURFACE | 0.0' | |
| TOP OF ROCK | 3.0' | |
| BOTTOM OF HOLE | 43.2' | |

# Well Abandonment Form

SOUTHERN COMPANY
Energy to Serve Your World℠

| | |
|---|---|
| **PROJECT:**<br>Plant Miller Ash Pond CCR Wells | **WELL/HOLE NO.:** MR-AP-MW-8D<br><br>**DEPTH** 80.55 FEET<br>**HOLE DIAMETER:** 2 INCHES<br>**HOLE VOLUME:** 1.74 CUBIC FEET |
| **GEOLOGIST/ENGINEER**<br>Shannon H. McDonald, P.G. | |
| **ABANDONMENT BY:**<br>SCS Drilling Services | **DATE ABANDONED:**<br>6/17/2020 |
| **REASON FOR ABANDONMENT:**<br><br>New construction requirements; will be replaced. | **SEALANT TYPE:**<br>Neat Cement<br><br>**SEALANT MIXTURE RATIO:**<br>100<br><br>**SEALANT VOLUME USED:**<br>~18 gallons/2.4 cubic feet |

**REMARKS:**

Water level at time of abandonment: 43.80' BMP. Well was tremie grouted to the surface with neat cement.

**WEATHER**

hot, sunny

**SKETCH**

**DIAMETER** 2"

| | DEPTH: | ELEV.: |
|---|---|---|
| **GROUND SURFACE** | **0.0'** | |
| **TOP OF ROCK** | **47.0'** | |
| **BOTTOM OF HOLE** | **80.6'** | |

# Well Abandonment Form

SOUTHERN COMPANY
Energy to Serve Your World℠

| | |
|---|---|
| **PROJECT:**<br>Plant Miller Ash Pond CCR Wells | **WELL/HOLE NO.:** MR-AP-MW-8S<br><br>**DEPTH** 53.3 FEET<br>**HOLE DIAMETER:** 2 INCHES<br>**HOLE VOLUME:** 1.15 CUBIC FEET |
| **GEOLOGIST/ENGINEER**<br>Shannon H. McDonald, P.G. | |
| **ABANDONMENT BY:**<br>SCS Drilling Services | **DATE ABANDONED:**<br>6/17/2020 |
| **REASON FOR ABANDONMENT:**<br><br>New construction requirements; will be replaced. | **SEALANT TYPE:**<br>Neat Cement<br><br>**SEALANT MIXTURE RATIO:**<br>100<br><br>**SEALANT VOLUME USED:**<br>~12 gallons/1.61 cubic feet |

**REMARKS:**

Water level at time of abandonment: 38.86' BMP. Well was tremie grouted to the surface with neat cement.

**WEATHER**

hot, sunny

**SKETCH**

**DIAMETER** 2"

| | DEPTH: | ELEV.: |
|---|---|---|
| **GROUND SURFACE** | **0.0'** | |
| **TOP OF ROCK** | **45.0'** | |
| **BOTTOM OF HOLE** | **53.3'** | |

# Well Abandonment Form

SOUTHERN COMPANY
Energy to Serve Your World℠

| | |
|---|---|
| **PROJECT:**<br>Plant Miller Ash Pond CCR Wells | **WELL/HOLE NO.:** MR-AP-MW-9D<br><br>**DEPTH** 107.2 FEET<br>**HOLE DIAMETER:** 2 INCHES<br>**HOLE VOLUME:** 2.32 CUBIC FEET |
| **GEOLOGIST/ENGINEER**<br>Shannon H. McDonald, P.G. | |
| **ABANDONMENT BY:**<br>SCS Drilling Services | **DATE ABANDONED:**<br>6/17/2020 |
| **REASON FOR ABANDONMENT:**<br><br>New construction requirements; will be replaced. | **SEALANT TYPE:**<br>Neat Cement<br><br>**SEALANT MIXTURE RATIO:**<br>100<br><br>**SEALANT VOLUME USED:**<br>~24 gallons/3.2 cubic feet |

**REMARKS:**

Water level at time of abandonment: 37.12' BMP. Well was tremie grouted to the surface with neat cement.

**WEATHER**

hot, sunny

**SKETCH**

**DIAMETER** 2"

| | DEPTH: | ELEV.: |
|---|---|---|
| **GROUND SURFACE** | **0.0'** | |
| **TOP OF ROCK** | **14.5'** | |
| **BOTTOM OF HOLE** | **107.2'** | |

# Well Abandonment Form

SOUTHERN COMPANY
Energy to Serve Your World℠

| | |
|---|---|
| **PROJECT:**<br>Plant Miller Ash Pond CCR Wells | **WELL/HOLE NO.:** MR-AP-MW-9S<br><br>**DEPTH** 45 FEET<br>**HOLE DIAMETER:** 2 INCHES<br>**HOLE VOLUME:** 0.97 CUBIC FEET |
| **GEOLOGIST/ENGINEER**<br>Shannon H. McDonald, P.G. | |
| **ABANDONMENT BY:**<br>SCS Drilling Services | **DATE ABANDONED:**<br>6/17/2020 |
| **REASON FOR ABANDONMENT:**<br><br>New construction requirements; will be replaced. | **SEALANT TYPE:**<br>Neat Cement<br><br>**SEALANT MIXTURE RATIO:**<br>100<br><br>**SEALANT VOLUME USED:**<br>~12 gallons/1.61 cubic feet |

**REMARKS:**

Water level at time of abandonment: 29.79' BMP. Well was tremie grouted to the surface with neat cement.

**WEATHER**

hot, sunny

**SKETCH**

**DIAMETER** 2"

| | DEPTH: | ELEV.: |
|---|---|---|
| **GROUND SURFACE** | **0.0'** | |
| **TOP OF ROCK** | **14.5'** | |
| **BOTTOM OF HOLE** | **45.0'** | |

# Well Abandonment Form

SOUTHERN COMPANY
*Energy to Serve Your World™*

**PROJECT:**
Plant Miller Ash Pond CCR Wells

**WELL/HOLE NO.:** MR-AP-MW-13D

**DEPTH** 86.5 FEET
**HOLE DIAMETER:** 2 INCHES
**HOLE VOLUME:** 1.87 CUBIC FEET

**GEOLOGIST/ENGINEER**
Shannon H. McDonald, P.G.

**ABANDONMENT BY:**
SCS Drilling Services

**DATE ABANDONED:**
6/17/2020

**REASON FOR ABANDONMENT:**

New construction requirements; will be replaced.

**SEALANT TYPE:**
Neat Cement

**SEALANT MIXTURE RATIO:**
100

**SEALANT VOLUME USED:**
~24 gallons/3.21 cubic feet

**REMARKS:**

Water level at time of abandonment: 41.55' BMP. Well was tremie grouted to the surface with neat cement.

**WEATHER**

hot, sunny

**SKETCH**

**DIAMETER** 2"

| | DEPTH: | ELEV.: |
|---|---|---|
| GROUND SURFACE | 0.0' | |
| TOP OF ROCK | 20.0' | |
| BOTTOM OF HOLE | 86.5' | |

# Well Abandonment Form

SOUTHERN COMPANY
*Energy to Serve Your World™*

| | |
|---|---|
| **PROJECT:**<br>Plant Miller Ash Pond CCR Wells | **WELL/HOLE NO.:** MR-AP-MW-13S<br><br>**DEPTH** 43.3 FEET<br>**HOLE DIAMETER:** 2 INCHES<br>**HOLE VOLUME:** 0.94 CUBIC FEET |
| **GEOLOGIST/ENGINEER**<br>Shannon H. McDonald, P.G. | |
| **ABANDONMENT BY:**<br>SCS Drilling Services | **DATE ABANDONED:**<br>6/17/2020 |
| **REASON FOR ABANDONMENT:**<br><br>New construction requirements; will be replaced. | **SEALANT TYPE:**<br>Neat Cement<br><br>**SEALANT MIXTURE RATIO:**<br>100<br><br>**SEALANT VOLUME USED:**<br>~12 gallons/1.61 cubic feet |

**REMARKS:**

Water level at time of abandonment: 15.93' BMP. Well was tremie grouted to the surface with neat cement.

**WEATHER**

hot, sunny

**SKETCH**

**DIAMETER** 2"

| | DEPTH: | ELEV.: |
|---|---|---|
| **GROUND SURFACE** | **0.0'** | |
| **TOP OF ROCK** | **20.0'** | |
| **BOTTOM OF HOLE** | **43.3'** | |

# Well Abandonment Form

SOUTHERN COMPANY
Energy to Serve Your World℠

**PROJECT:**
Plant Miller Ash Pond CCR Wells

**WELL/HOLE NO.:** MR-AP-MW-14

**DEPTH** 54.56 FEET
**HOLE DIAMETER:** 2 INCHES
**HOLE VOLUME:** 1.18 CUBIC FEET

**GEOLOGIST/ENGINEER**
Shannon H. McDonald, P.G.

**ABANDONMENT BY:**
SCS Drilling Services

**DATE ABANDONED:**
6/17/2020

**REASON FOR ABANDONMENT:**

New construction requirements; will be replaced.

**SEALANT TYPE:**
Neat Cement

**SEALANT MIXTURE RATIO:**
100

**SEALANT VOLUME USED:**
~12 gallons/1.61 cubic feet

**REMARKS:**

Water level at time of abandonment: 21.20' BMP. Well was tremie grouted to the surface with neat cement.

**WEATHER**

hot, sunny

**SKETCH**

**DIAMETER** 2"

| | DEPTH: | ELEV.: |
|---|---|---|
| GROUND SURFACE | 0.0' | |
| TOP OF ROCK | 14.0' | |
| BOTTOM OF HOLE | 54.6' | |

Southern Company

# Boring Abandonment Form

**General Information**

Project Name: Plant Miller – Phase III Delineation Monitoring Well Installation

Monitoring Well Number: MR-AP-MW-22 (Deep)

Plant Name: Plant Miller

Plant Address: 4250 Porter Road Quinton, AL 35130

Abandoned by: Matthew Edmunds

Project & Task Number: 175620204

Date: 9/2/2020

Goal/Task: Hydrogeologic Investigation

**Well Details (Check one per section):**

| Casing Diameter | | Borehole Diameter | | Well Type | |
|---|---|---|---|---|---|
| x | 2" | x | 6" (20.0' - 300.0') | x | Permanent |
| n/a | 4" | x | 7" (0.0' - 20.0') | n/a | Temporary |
| n/a | 7" | n/a | 12" | n/a | Geoprobe® Screen Point (GSP) or Equiv. |
| n/a | Other/NA | n/a | Other/NA | 198.4' | Measured Total Depth |
| | | | | n/a | Measured Static Water Level |

Casing Material

x PVC (0.0' - 188.4', 10-ft screen from 188.4' to 197.9')

Steel

Other

**Abandonment Details (Check one per section):**

Abandonment Method (as detailed in SOW)

n/a Overdrill and Grout

n/a Well Extraction

x Grout in Place

n/a Bentonite Sealing-Pellets and Neat Cement

n/a Bentonite Sealing-Pellets only

n/a Probe Hole Grouting

n/a Re-proved for through-the-rod grouting

Materials and Quantity Used

n/a Type 1 Portland Cement mixed with 3-5% bentonite

n/a Bentonite Pellets

n/a Neat Cement

x Other **- Approx 40 gallons Aqua Guard Bentonite Grout**

Overdrilled Well Cuttings and Debris

n/a Staged Onsite for Disposal (covered top and bottom with poly-sheeting)

n/a Drummed for Disposal

Prepared By: Matthew Edmunds Date: 9/11/2020

Reviewed By: Ben Halada Date: 10/17/2020

Southern Company

# Monitoring Well Abandonment Form

**General Information**

Project Name: Plant Miller – Phase III Deleneation Monitoring Well Installation

Monitoring Well Number: MR-AP-MW-27H

Plant Name: Plant Miller

Plant Address: 4250 Porter Road Quinton, AL 35130

Abandoned by: Michael McDonald, PE

Project & Task Number: 175620204

Date: 8/11/2020

Goal/Task: Hydrogeologic Investigation

**Well Details (Check one per section):**

| Casing Diameter | | Borehole Diameter | | Well Type | |
|---|---|---|---|---|---|
| X | 2" | X | 6" | X | Permanent |
| n/a | 4" | n/a | 7" | n/a | Temporary |
| n/a | 6" | n/a | 12" | n/a | Geoprobe® Screen Point (GSP) or Equiv. |
| n/a | Other/NA | n/a | Other/NA | 388.0 | Measured Total Depth |
| | | | | Dry | Measured Static Water Level |

Casing Material

| | |
|---|---|
| X | PVC (screen from 375.7' to 385.7') |
| n/a | Steel |
| n/a | Other N/A |

**Abandonment Details (Check one per section):**

Abandonment Method (as detailed in SOW)

| | |
|---|---|
| n/a | Overdrill and Grout |
| n/a | Well Extraction |
| X | Grout in Place |
| n/a | Bentonite Sealing-Pellets and Neat Cement |
| n/a | Bentonite Sealing-Pellets only |
| n/a | Probe Hole Grouting |
| n/a | Re-proved for through-the-rod grouting |

Materials and Quantity Used

| | |
|---|---|
| n/a | Type 1 Portland Cement mixed with 3-5% bentonite |
| n/a | Bentonite Pellets |
| n/a | Neat Cement |
| x | Other **(30 gallons of water and two 50-pounds Halliburton Aqua Guard)** |

Overdrilled Well Cuttings and Debris

| | |
|---|---|
| n/a | Staged Onsite for Disposal (covered top and bottom with poly-sheeting) |
| n/a | Drummed for Disposal |

Prepared By: Michael McDonald, PE Date: 9/22/2020

Reviewed By: Ben Halada Date: 10/17/2020

Southern Company

# Monitoring Well Abandonment Form

**General Information**

Project Name: Plant Miller – Phase III Deleneation Monitoring Well Installation

Monitoring Well Number: MR-AP-MW-27H

Plant Name: Plant Miller

Plant Address: 4250 Porter Road Quinton, AL 35130

Abandoned by: Michael McDonald, PE

Project & Task Number: 175620204

Date: 8/11/2020

Goal/Task: Hydrogeologic Investigation

**Additional Remarks:**

1. Field crew removes bollards and well protection on 7/25/2020 to access MR-AP-MW27HR.
2. Greg Dyer and Greg Budd (SCS-ESEE) confirm MR-AP-MR27H is dry. Greg Budd (SCS-ESEE) notifies Michael McDonald (Stantec) that placing Halliburton HOLEPLUG 3/8"-inch Bentonite within well screen interval is not required (8/11/2020).
3. Well abandonment from 0.0 to 385.7 feet BGS completed on 8/11/2020. Approximately 66 gallons placed within screen and two-inch well casing.
4. Each grout mixture and grout surface return met the 10.0 lbs/gallon minimum.

| SKETCH (NOT TO SCALE) | DIAMETER 2" | | DEPTH | ELEVATION |
|---|---|---|---|---|
| Four bollards, concrete pad, and well cover removed. Two-inch well casing cut to match existing grade (7/25/2020). | | GROUND SURFACE | 0.0 | 472.4 |
| MR-AP-MW27H observed to be dry; therefore, approximately 66 gallons of 30% Solids Bentonite Grout mixture (see Sealant Mixture Ratio above) gravity feed into two-inch well casing. Additional details provided above. | | TOP OF BENTONITE GROUT | | |
| | | 30% Solids Bentonite Grout | | |
| | | TOP OF SCREEN | 375.7 | 96.7 |
| | | 30% Solids Bentonite Grout | | |
| | | | 385.7 | 86.7 |
| | | BOTTOM OF SCREEN | | |

Southern Company

# Monioring Well Abandonment Form

**General Information**

Project Name: Plant Miller – Phase III Delineation Monitoring Well Installation

Monitoring Well Number: MR-AP-MW-29H

Plant Name: Plant Miller

Plant Address: 4250 Porter Road Quinton, AL 35130

Abandoned by: Matthew Edmunds

Project & Task Number: 175620204

Date: 8/22/2020

Goal/Task: Hydrogeologic Investigation

**Well Details (Check one per section):**

| Casing Diameter | | Borehole Diameter | | Well Type | |
|---|---|---|---|---|---|
| x | 2" | x | 6" | x | Permanent |
| n/a | 4" | n/a | 7" | n/a | Temporary **- Bedrock boring. No well installed** |
| n/a | 7" | n/a | 12" | n/a | Geoprobe® Screen Point (GSP) or Equiv. |
| n/a | Other/NA | n/a | Other/NA | 383.5 ft | Measured Total Depth |
| | | | | Approx 160.0 ft | Measured Static Water Level |

Casing Material

x PVC (10-ft screen from 373.9' to 383.9')

n/a Steel

n/a Other **- No casing. Open bedrock boring.**

**Abandonment Details (Check one per section):**

*Refer to attached boring and well installation logs GS-GSA-MW-23V*

Abandonment Method (as detailed in SOW)

n/a Overdrill and Grout

n/a Well Extraction

x Grout in Place

n/a Bentonite Sealing-Pellets and Neat Cement

n/a Bentonite Sealing-Pellets only

n/a Probe Hole Grouting

n/a Re-proved for through-the-rod grouting

Materials and Quantity Used

n/a Type 1 Portland Cement mixed with 3-5% bentonite

n/a Bentonite Pellets

n/a Neat Cement

x Other **- Approx 70 gallons Aqua Guard Bentonite Grout**

Overdrilled Well Cuttings and Debris

n/a Staged Onsite for Disposal (covered top and bottom with poly-sheeting)

n/a Drummed for Disposal

Prepared By: Matthew Edmunds Date: 9/11/2020

Reviewed By: Ben Halada Date: 10/17/2020

Southern Company

# Boring Abandonment Form

**General Information**

Project Name: Plant Miller – Phase III Delineation Monitoring Well Installation

Monitoring Well Number: MR-AP-MW-29HR

Plant Name: Plant Miller

Plant Address: 4250 Porter Road Quinton, AL 35130

Abandoned by: A. Steven and M. McDonald, PE

Project & Task Number: 175620204

Date: 7/25/2020 and 8/5/2020

Goal/Task: Hydrogeologic Investigation

**Well Details (Check one per section):**

| Casing Diameter | | Borehole Diameter | | Well Type | |
|---|---|---|---|---|---|
| n/a | 2" | x | 6" (160' - 250.2') | n/a | Permanent |
| n/a | 4" | x | 7" (0' - 160') | x | Temporary **- Bedrock boring. No well installed** |
| n/a | 7" | n/a | 12" | n/a | Geoprobe® Screen Point (GSP) or Equiv. |
| x | Other/NA | n/a | Other/NA | 250.2 ft bgs | Measured Total Depth |
| | | | | n/a | Measured Static Water Level |

Casing Material

| | |
|---|---|
| n/a | PVC |
| n/a | Steel |
| x | Other **- No casing. Open bedrock boring.** |

**Abandonment Details (Check one per section):**

*Refer to attached boring and well installation logs MR-AP-MW-29HR*

Abandonment Method (as detailed in SOW)

| | |
|---|---|
| n/a | Overdrill and Grout |
| n/a | Well Extraction |
| x | Grout in Place |
| n/a | Bentonite Sealing-Pellets and Neat Cement |
| n/a | Bentonite Sealing-Pellets only |
| n/a | Probe Hole Grouting |
| n/a | Re-proved for through-the-rod grouting |

Materials and Quantity Used

| | |
|---|---|
| n/a | Type 1 Portland Cement mixed with 3-5% bentonite |
| n/a | Bentonite Pellets |
| n/a | Neat Cement |
| x | Other **- Approx 70 gallons Aqua Guard Bentonite Grout** |

Overdrilled Well Cuttings and Debris

| | |
|---|---|
| n/a | Staged Onsite for Disposal (covered top and bottom with poly-sheeting) |
| n/a | Drummed for Disposal |

Prepared By: Andrew Stevens Date: 8/5/2020

Reviewed By: Ben Halada Date: 10/17/2020

Southern Company

# Monitoring Well Abandonment Form

**General Information**

Project Name: Plant Miller – Phase III Delineation Monitoring Well Installation

Monitoring Well Number: MR-AP-MW-36H

Plant Name: Plant Miller

Plant Address: 4250 Porter Road Quinton, AL 35130

Abandoned by: Michael McDonald, PE

Project & Task Number: 175620204

Date: 8/5/2020 and 8/9/2020

Goal/Task: Hydrogeologic Investigation

**Well Details (Check one per section):**

| Casing Diameter | | Borehole Diameter | | Well Type | |
|---|---|---|---|---|---|
| X | 2" | X | 6" | X | Permanent |
| n/a | 4" | n/a | 7" | n/a | Temporary |
| n/a | 6" | n/a | 12" | n/a | Geoprobe® Screen Point (GSP) or Equiv. |
| n/a | Other/NA | n/a | Other/NA | 305.7 ft | Measured Total Depth |
| | | | | 210.15 ft | Measured Static Water Level |

Casing Material

| | |
|---|---|
| X | PVC (20-ft screen from 285.7' to 305.7') |
| n/a | Steel |
| n/a | Other N/A |

**Abandonment Details (Check one per section):**

*Refer to attached boring and well installation logs MR-AP-MW-36H*

Abandonment Method (as detailed in SOW)

| | |
|---|---|
| n/a | Overdrill and Grout |
| n/a | Well Extraction |
| X | Grout in Place |
| n/a | Bentonite Sealing-Pellets and Neat Cement |
| n/a | Bentonite Sealing-Pellets only |
| n/a | Probe Hole Grouting |
| n/a | Re-proved for through-the-rod grouting |

Materials and Quantity Used

| | |
|---|---|
| n/a | Type 1 Portland Cement mixed with 3-5% bentonite |
| n/a | Bentonite Pellets |
| n/a | Neat Cement |
| x | Other **(30 gallons of water and two 50-pounds Halliburton Aqua Guard)** |

Overdrilled Well Cuttings and Debris

| | |
|---|---|
| n/a | Staged Onsite for Disposal (covered top and bottom with poly-sheeting) |
| n/a | Drummed for Disposal |

Prepared By: Michael McDonald, PE Date: 9/16/2020

Reviewed By: Ben Halada Date: 10/17/2020

Southern Company

# Monitoring Well Abandonment Form

**General Information**

Project Name: Plant Miller – Phase III Delineation Monitoring Well Installation

Monitoring Well Number: MR-AP-MW-36H

Plant Name: Plant Miller

Plant Address: 4250 Porter Road Quinton, AL 35130

Abandoned by: Michael McDonald, PE

Project & Task Number: 175620204

Date: 8/5/2020 and 8/9/2020

Goal/Task: Hydrogeologic Investigation

**Additional Remarks:**

1. Field crew removes bollards and well protection. Greg Dyer (SCS-ESEE) confirms well screen between 285.7 to 305.7 feet BGS.
2. Water level at time of well screen abandonment: 210.15 feet BGS (8/5/2020)
3. Halliburton HOLEPLUG 3/8"-inch Bentonite placed from 280.5 to 305.7 feet BGS (8/5/2020).
4. Well abandonment from 0.0 to 280.5 feet BGS completed on 8/9/2020. Remaining grout placed using one-inch tremie pipe to top of HOLEPLUG Bentonite. Approximately 50 gallons placed within remaining 2-inch well pipe
5. Each grout mixture and grout surface return met the 10.0 lbs/gallon minimum.

| SKETCH (NOT TO SCALE) | DIAMETER 2" | | DEPTH | ELEVATION |
|---|---|---|---|---|
| Four bollards, concrete pad, and well cover removed. Two-inch well casing cut to match existing grade (8/5/2020). | | GROUND SURFACE | 0.0 | 536.8 |
| One full 30% Solids Bentonite Grout mixture (see Sealant Mixture Raatio above) placed and a half batch, 15 gallons of water and one 50 pound bag of Halliburton Aqua Guard, mixed to complete grouting. Only 5 to 10 gallons of the half batch placed within well casing. | | TOP OF BENTONITE GROUT<br>30% Solids Bentonite Grout | | |
| Total 30% Solids Bentonite Grout Placed: ~45 gallons (8/9/2020) | | TOP OF BENTONITE PLUG | 280.5' | 256.3' |
| One 50-pound bag of Halliburton HOLEPLUG 3/8"-inch Bentonite placed within well screen. The HOLEPLUG was placed slowly over approximately 10 minutes to prevent bridging and monitor the rise of bentonite (8/5/2020). | | TOP OF SCREEN | 285.7' | 251.1' |
| | | 3/8" Bentonite Hole Plug<br>BOTTOM OF BENTONITE PLUG | 305.7' | 231.1' |
| | | BOTTOM OF SCREEN | | |

PROJECT No.: 1648045

# RECORD OF SONIC HOLE: MR-AP-MW-07S

SHEET 1 OF 4

LOCATION: Miller Ash Pond

DATUM: Ground Surface

N: 1311089.176 E: 2102424.149 Alabama State Plane West, US Survey Feet Zone: West

DRILLING DATE: January 27 - February 11, 2016

Survey Provided by: Ford Engineering Services, PLLC, Dated 5/20/2016

DRILLING CONTRACTOR: Cascade Drilling, L.P.

INCLINATION: -90° AZIMUTH: n/a

Refer to "Lithological and Geotechnical Soil and Rock Description Terminology" for accompanying legend and notes.

| DEPTH SCALE FEET | DRILLING RECORD | DESCRIPTION | ELEV. / DEPTH (ft) | RUN No. | INDICES: ROCK STRENGTH / WEATHERING / ALTERATION | RECOVERY: TOTAL CORE % | RECOVERY: RQD % | FRACTURE INDEX PER RUN | Jn | DISCONTINUITY DATA: DIP w.r.t. CORE AXIS (alpha) | DISCONTINUITY DATA: TYPE AND SURFACE DESCRIPTION | Jcon | Jr | Ja | Fault/Breccia/Gouge | Lost Core / Broken Core | PIEZOMETER, STANDPIPE OR THERMISTOR INSTALLATION |
|---|---|---|---|---|---|---|---|---|---|---|---|---|---|---|---|---|---|
| 0 | | Ground Surface | 338.27 | | | | | | | | | | | | | | |
| | Track Mounted Sonic Drill (12") Sonic | (OL) organic SILT; ~30% organics; olive gray; cohesive, w~PL, soft. [TOPSOIL] | 0.30 | | | | | 0 | | | | | | | | | Concrete Seal and Pad |
| | | (GP/SP) GRAVEL and SAND; fine to coarse, angular gravel and very fine to coarse, angular sand; some silt; reddish yellow to yellowish red; non-cohesive, dry, very loose. Poorly sorted due to weathering in situ. Soil to Saprolite transistion zone. [WEATHERED BEDROCK] | 335.27 | | | | | 0 | | | | | | | | | |
| | | | 3.00 | | | | | 0 | | | | | | | | | |
| 5 | | Slightly weathered to fresh, massive bedded, micaceous, light gray, fine grained, medium strong, SANDSTONE [Pottsville Formation], with Fe staining. [BEDROCK] | | 1 | | | | 1 | | | JN,PL,Ro,CC,Fe, 5 | 12 | 1.5 | 2 | | | |
| | | | | | | | | 1 | | | JN,PL,Ro,CC,Fe, 1 | 12 | 3 | 2 | | | 4.90 |
| | | | | | | | | 0 | | | | | | | | | 6.00 |
| | | | | | | | | 0 | | | | | | | | | |
| | | | | | | | | 0 | | | | | | | | | |
| 10 | | | | | | | | 0 | | | | | | | | | |
| | | | | | | | | 0 | | | | | | | | | 10.20 |
| | | | 326.77 | 2 | | | | 0 | | | 21 x Mech. FX parallel to bedding, Dip ~0 | | | | | | 11.50 |
| | | Slightly weathered to fresh, massive bedded, micaceous, light gray, fine grained, medium strong, SANDSTONE [Pottsville Formation]. [BEDROCK] | 11.50 | | | | | 1 | | | JN,UN,Ro,- | 20 | 3 | 1 | | | Bentonite Grout Mix |
| | | | | | | | | 1 | | | JN,UN,Ro,- | 20 | 3 | 1 | | | 12.70 |
| 15 | | | | | | | | 2 | | | JN,PL,SM,CC,Fe, 1 | 12 | 1.5 | 2 | | | |
| | | Driller notes red returned water at 13' bgs. | | | | | | | | | JN,PL,SM,CC,Fe, 1 | 12 | 1.5 | 2 | | | |
| | | | 322.07 | | | | | 0 | | | | | | | | | |
| | | Slightly weathered to fresh, massive bedded, micaceous, light gray, fine grained, strong, SANDSTONE [Pottsville Formation]. [BEDROCK] | 16.20 | | | | | 1 | | | JN,PL,SM,CC,Fe, 1 | 12 | 1.5 | 2 | | | 16.00 |
| | | | | | | | | 0 | | | | | | | | | |
| | | | | | | | | 0 | | | | | | | | | |
| 20 | Track Mounted Sonic Drill (152mm) Sonic | | | | | | | 0 | | | | | | | | | |
| | | | | 3 | | | | 0 | | | 23 x Mech. FX parallel to bedding, Dip ~0 | | | | | | |
| | | | | | | | | 0 | | | | | | | | | |
| | | | | | | | | 1 | | | JN,PL,SM,CC,Ca, 1 | 20 | 1.5 | 0.75 | | | |
| 25 | | | | | | | | 1 | | | JN,PL,SM,CC,Ca, 1 | 20 | 1.5 | 0.75 | | | PelPlug Bentonite Pellets (6.5 gallons used) |
| | | | | | | | | 0 | | | | | | | | | |
| | | | | | | | | 0 | | | | | | | | | |
| | | | | | | | | 0 | | | | | | | | | GP#1 Filter Media Sand (8.5 x 50lb bags used) |
| 30 | | | | | | | | 0 | | | | | | | | | 29.60 |
| | | | 307.17 | 4 | | | | 0 | | | 76 x Mech. FX parallel to bedding, Dip ~0 | | | | | | |
| | | Fresh, massive bedded, micaceous, gray, fine grained, weak to medium strong, SANDSTONE [Pottsville Formation] with discontinuous shale lenses. [BEDROCK] | 31.10 | | | | | 0 | | | | | | | | | |
| | | | | | | | | 0 | | | | | | | | | |
| | | | | | | | | 0 | | | | | | | | | 33.50 |
| 35 | | | | | | | | 0 | | | | | | | | | 2" PVC Sch 40 0.010 Slot PrePack Threaded Screen |
| | | | | | | | | 0 | | | | | | | | | 36.00 |
| | | | | | | | | 0 | | | | | | | | | |
| | | | | | | | | 0 | | | | | | | | | |
| | | | | | | | | 0 | | | | | | | | | |
| 40 | | | 298.37 | | | | | 0 | | | | | | | | | |
| | | *CONTINUED NEXT PAGE* | | | | | | | | | | | | | | | |

DEPTH SCALE

1 in to 5 ft

Golder Associates

LOGGED: CAB

CHECKED: CDL

File:C:\GOLDER\MILLER\GINT\MILLER.GPJ Output Form:BC_DRILLHOLE (MINING STD) Template:BC REGION TEMPLATE BETA 2.GDT Library:BC REGION LIBRARY.GLB Clangford 5/24/16

PROJECT No.: 1648045

# RECORD OF SONIC HOLE: MR-AP-MW-07S

SHEET 2 OF 4

LOCATION: Miller Ash Pond

DATUM: Ground Surface

N: 1311089.176 E: 2102424.149 Alabama State Plane West, US Survey Feet Zone: West

DRILLING DATE: January 27 - February 11, 2016

Survey Provided by: Ford Engineering Services, PLLC, Dated 5/20/2016

DRILLING CONTRACTOR: Cascade Drilling, L.P.

INCLINATION: -90° AZIMUTH: n/a

Refer to "Lithological and Geotechnical Soil and Rock Description Terminology" for accompanying legend and notes.

| DEPTH SCALE FEET | DRILLING RECORD | DESCRIPTION | SYMBOLIC LOG | ELEV. / DEPTH (ft) | RUN No. | INDICES: ROCK STRENGTH R5 R4 R3 R2 R1 | INDICES: WEATHERING W2 W3 W4 / ALTERATION 2 3 4 | RECOVERY: TOTAL CORE % 80 60 40 20 | RECOVERY: RQD % 80 60 40 20 | FRACTURE INDEX PER RUN | Jn | DISCONTINUITY DATA: DIP w.r.t. CORE AXIS (alpha) 0-30 30-60 60-90 | DISCONTINUITY DATA: TYPE AND SURFACE DESCRIPTION | Jcon | Jr | Ja | Fault/Breccia/Gouge | Lost Core / Broken Core | PIEZOMETER, STANDPIPE OR THERMISTOR INSTALLATION |
|---|---|---|---|---|---|---|---|---|---|---|---|---|---|---|---|---|---|---|---|
| 40 | | Fresh, dark gray, very fine grained, medium strong, SHALE [Pottsville Formation]. [BEDROCK] | | 40.00 | 5 | | | | | 0 | | | 18 x Mech. FX parallel to bedding, Dip ~0 | | | | | | |
| | | Fresh, massive bedded, micaceous, gray, fine grained, medium strong, SANDSTONE [Pottsville Formation] with discontinuous shale lenses. [BEDROCK] | | | | | | | | 0 | | | | | | | | | |
| 45 | | | | | | | | | | 0 | | | | | | | | | GP#1 Filter Media Sand |
| | | | | | | | | | | 0 | | | | | | | | 45.50 / 46.00 | |
| | | | | | | | | | | 0 | | | | | | | | | |
| 50 | | | | | 6 | | | | | 0 | | | 27 x Mech. FX parallel to bedding, Dip ~0 | | | | | | |
| | | | | | | | | | | 0 | | | | | | | | | |
| | | | | | | | | | | 0 | | | | | | | | | |
| 55 | | | | | | | | | | 0 | | | | | | | | | |
| | | | | | | | | | | 0 | | | | | | | | | |
| | | | | | | | | | | 0 | | | | | | | | | |
| 60 | Track Mounted Sonic Drill (152mm) Sonic | | | | 7 | | | | | 1 | | • | JN,PL,Ro,-, 5 | 20 | 3 | 0.75 | | | |
| | | | | | | | | | | 0 | | | | | | | | | |
| | | | | | | | | | | 0 | | | | | | | | | |
| | | | | | | | | | | 0 | | | 19 x Mech. FX parallel to bedding, Dip ~0 | | | | | | |
| | | | | | | | | | | 0 | | | | | | | | | |
| | | | | | | | | | | 0 | | | | | | | | | |
| 65 | | Thin pebbly lense in sandstone at 67' bgs. | | | | | | | | 0 | | | | | | | | | Hole Plug Bentonite Chips 3/8" |
| | | | | | | | | | | 0 | | | | | | | | | |
| | | | | 270.77 | | | | | | 0 | | | | | | | | | |
| | | Fresh, dark gray, very fine grained, medium strong, SHALE [Pottsville Formation]. [BEDROCK] | | 67.50 | | | | | | 0 | | | | | | | | | |
| | | Driller notes fracture at 68.5' bgs. | | | | | | | | 0 | | | | | | | | | |
| 70 | | | | 267.97 | | | | | | 0 | | | | | | | | | |
| | | Fresh, massive bedded, micaceous, gray, fine grained, weak, SANDSTONE [Pottsville Formation] with discontinuous shale lenses. [BEDROCK] | | 267.37 | 8 | | | | | 0 | | | 89 x Mech. FX parallel to bedding, Dip ~0 | | | | | | |
| | | | | 70.90 | | | | | | 0 | | | | | | | | 70.90 / 72.90 | |
| | | Fresh, dark gray, very fine grained, medium strong, SHALE [Pottsville Formation]. [BEDROCK] | | 264.27 | | | | | | 0 | | | | | | | | | |
| | | | | 74.00 | | | | | | 0 | | | | | | | | | |
| 75 | | Fresh, massive bedded, micaceous, gray, fine grained, weak, SANDSTONE [Pottsville Formation] with discontinuous shale lenses. [BEDROCK] | | 262.87 | | | | | | 0 | | | | | | | | | |
| | | | | 75.40 | | | | | | 0 | | | | | | | | | |
| | | | | 261.97 | | | | | | 0 | | | | | | | | | |
| | | | | 76.30 | | | | | | 0 | | | | | | | | | |
| | | Fresh, dark gray, very fine grained, medium strong, SHALE [Pottsville Formation]. [BEDROCK] | | | | | | | | 0 | | | | | | | | | |
| 80 | | | | | | | | | | 0 | | | | | | | | | |

*CONTINUED NEXT PAGE*

DEPTH SCALE

1 in to 5 ft

Golder Associates

LOGGED: CAB

CHECKED: CDL

File:C:\GOLDER\MILLER\GINT\MILLER.GPJ Output Form:BC_DRILLHOLE (MINING STD) Template:BC REGION TEMPLATE BETA 2.GDT Library:BC REGION LIBRARY.GLB Clangford 5/24/16

PROJECT No.: 1648045

# RECORD OF SONIC HOLE: MR-AP-MW-07S

SHEET 3 OF 4

LOCATION: Miller Ash Pond

DATUM: Ground Surface

N: 1311089.176 E: 2102424.149 Alabama State Plane West, US Survey Feet Zone: West

DRILLING DATE: January 27 - February 11, 2016

Survey Provided by: Ford Engineering Services, PLLC, Dated 5/20/2016

DRILLING CONTRACTOR: Cascade Drilling, L.P.

INCLINATION: -90° AZIMUTH: n/a

Refer to "Lithological and Geotechnical Soil and Rock Description Terminology" for accompanying legend and notes.

| DEPTH SCALE FEET | DRILLING RECORD | DESCRIPTION | SYMBOLIC LOG | ELEV. / DEPTH (ft) | RUN No. | INDICES: ROCK STRENGTH R5 R4 R3 R2 R1 | INDICES: WEATHERING W2 W3 W4 / ALTERATION 2 3 4 | RECOVERY: TOTAL CORE % 80 60 40 20 | RECOVERY: RQD % 80 60 40 20 | FRACTURE INDEX PER RUN | Jn | DISCONTINUITY DATA: DIP w.r.t. CORE AXIS (alpha) 0 30 60 90 | DISCONTINUITY DATA: TYPE AND SURFACE DESCRIPTION | JCON | Jr | Ja | Fault/Breccia/Gouge | Lost Core / Broken Core | PIEZOMETER, STANDPIPE OR THERMISTOR INSTALLATION |
|---|---|---|---|---|---|---|---|---|---|---|---|---|---|---|---|---|---|---|---|
| 80 | Track Mounted Sonic Drill (152mm) Sonic | Fresh, massive bedded, micaceous, gray, fine grained, strong to medium strong, SANDSTONE [Pottsville Formation] with discontinuous shale lenses. [BEDROCK] *(continued)* | | | 9 | | | | | 0 | | | 39 x Mech. FX parallel to bedding, Dip ~0 | | | | | | |
| 85 | | | | | | | | | | 0 | | | | | | | | | |
| 90 | | | | | 10 | | | | | 0 | | | >100 x Mech. FX parallel to bedding, Dip ~0 | | | | | | |
| 95 | | | | | | | | | | 0 | | | | | | | | | |
| 100 | | | | | 11 | | | | | 0 | | | >100 x Mech. FX parallel to bedding, Dip ~0 | | | | | | Hole Plug Bentonite Chips 3/8" |
| 105 | | | | | | | | | | 0 | | | | | | | | | |
| 110 | | | | | 12 | | | | | 0 | | | >100 x Mech. FX parallel to bedding, Dip ~0 | | | | | | |
| 115 | | | | | | | | | | 0 | | | | | | | | 115.30 116.00 | |
| 120 | | *CONTINUED NEXT PAGE* | | | | | | | | 0 | | | | | | | | | |

DEPTH SCALE

1 in to 5 ft

Golder Associates

LOGGED: CAB

CHECKED: CDL

File:C:\GOLDER\MILLER\GINT\MILLER.GPJ Output Form:BC_DRILLHOLE (MINING STD) Template:BC REGION TEMPLATE BETA 2.GDT Library:BC REGION LIBRARY.GLB Clangford 5/24/16

PROJECT No.: 1648045

# RECORD OF SONIC HOLE: MR-AP-MW-07S



LOCATION: Miller Ash Pond

DATUM: Ground Surface

N: 1311089.176 E: 2102424.149 Alabama State Plane West, US Survey Feet Zone: West

DRILLING DATE: January 27 - February 11, 2016

Survey Provided by: Ford Engineering Services, PLLC, Dated 5/20/2016

DRILLING CONTRACTOR: Cascade Drilling, L.P.

INCLINATION: -90° AZIMUTH: n/a

Refer to "Lithological and Geotechnical Soil and Rock Description Terminology" for accompanying legend and notes.

| DEPTH SCALE FEET | DRILLING RECORD | DESCRIPTION | SYMBOLIC LOG | ELEV. / DEPTH (ft) | RUN No. | INDICES: ROCK STRENGTH R5 R4 R3 R2 R1 | INDICES: WEATHERING / ALTERATION W2 W3 W4 2 3 4 | RECOVERY: TOTAL CORE % | RECOVERY: RQD % | FRACTURE INDEX PER RUN | Jn | DISCONTINUITY DATA: DIP w.r.t. CORE AXIS (alpha) | DISCONTINUITY DATA: TYPE AND SURFACE DESCRIPTION | Jcon | Jr | Ja | Fault/Breccia/Gouge | Lost Core / Broken Core | PIEZOMETER, STANDPIPE OR THERMISTOR INSTALLATION |
|---|---|---|---|---|---|---|---|---|---|---|---|---|---|---|---|---|---|---|---|
| 120 | | | | | | | | | | | | | | | | | | | |
| 125 | Track Mounted Sonic Drill (152mm) Sonic | Fresh, massive bedded, micaceous, gray, fine grained, strong to medium strong, SANDSTONE [Pottsville Formation] with discontinuous shale lenses. [BEDROCK] *(continued)* | | | 13 | | | | | 0 0 0 0 0 0 | | | | | | | | | Hole Plug Bentonite Chips 3/8" |
| 130 | | | | | 14 | | | | | 0 0 0 0 0 0 | | | | | | | | 130.40 131.00 | |
| | | | | 207.27 131.00 | | | | | | | | | | | | | | | |
| | | End of Borehole. | | | | | | | | | | | | | | | | | |
| 135 | | | | | | | | | | | | | | | | | | | |
| 140 | | | | | | | | | | | | | | | | | | | |
| 145 | | | | | | | | | | | | | | | | | | | |
| 150 | | | | | | | | | | | | | | | | | | | |
| 155 | | | | | | | | | | | | | | | | | | | |
| 160 | | | | | | | | | | | | | | | | | | | |

DEPTH SCALE

1 in to 5 ft

Golder Associates

LOGGED: CAB

CHECKED: CDL

File:C:\GOLDER\MILLER\GINT\MILLER.GPJ Output Form:BC_DRILLHOLE (MINING STD) Template:BC REGION TEMPLATE BETA 2.GDT Library:BC REGION LIBRARY.GLB Clangford 5/24/16

PROJECT No.: 1648045

# RECORD OF SONIC HOLE: MR-AP-MW-08D

SHEET 1 OF 3

LOCATION: Miller Ash Pond

DATUM: Ground Surface

N: 1311320.933 E: 2103304.454 Alabama State Plane West, US Survey Feet Zone: West

DRILLING DATE: February 26, 2016

Survey Provided by: Ford Engineering Services, PLLC, Dated 5/20/2016

DRILLING CONTRACTOR: Cascade Drilling, L.P.

INCLINATION: -90° AZIMUTH: n/a

| DEPTH SCALE FEET | DRILLING RECORD | DESCRIPTION | SYMBOLIC LOG | ELEV. / DEPTH (ft) | RUN No. | Refer to "Lithological and Geotechnical Soil and Rock Description Terminology" for accompanying legend and notes. INDICES: ROCK STRENGTH R5 R4 R3 R2 R1; WEATHERING W2 W3 W4; ALTERATION 2 3 4 | RECOVERY: TOTAL CORE % 80 60 40 20; RQD % 80 60 40 20 | FRACTURE INDEX PER RUN | Jn | DISCONTINUITY DATA: DIP w.r.t. CORE AXIS (alpha) 0 30 60 90; TYPE AND SURFACE DESCRIPTION | $J_{CON}$ | Jr | Ja | Fault/Breccia/Gouge | Lost Core / Broken Core | PIEZOMETER, STANDPIPE OR THERMISTOR INSTALLATION |
|---|---|---|---|---|---|---|---|---|---|---|---|---|---|---|---|---|
| 0 | | Ground Surface | | 454.39 | | | | | | | | | | | | |
| | | (GP/SP) GRAVEL and SAND; fine to coarse, angular gravel and very fine to coarse, angular sand; some silt; reddish yellow to yellowish red; non-cohesive, dry, very loose. Poorly sorted due to weathering in situ. Soil to Saprolite transistion zone. [WEATHERED BEDROCK] | | 0.00 | | | | 0 | | | | | | | | Concrete Seal and Pad |
| | | | | 450.89 | | | | 0 | | | | | | | | |
| | | Completely decomposed rock. Textures and beddings of parent rock are increasingly preserved with depth. FeOx staining and precipitation. [SAPROLITE/REGOLITH] [WEATHERED BEDROCK] | | 3.50 | 1 | | | 0 | | | | | | | | |
| 5 | | | | | | | | 0 | | | | | | | | |
| | | | | | | | | 0 | | | | | | | | |
| | | | | | | | | 0 | | | | | | | | |
| | | | | | | | | 0 | | | | | | | | |
| | | | | | | | | 0 | | | | | | | | |
| 10 | | | | | | | | 0 | | | | | | | | |
| | | | | | | | | 0 | | | | | | | | |
| | | | | | | | | 0 | | | | | | | | |
| | | | | | | | | 0 | | | | | | | | |
| | | | | | 2 | | | 0 | | | | | | | | |
| 15 | | | | | | | | 0 | | | | | | | | Bentonite Grout Mix |
| | | | | | | | | 0 | | | | | | | | |
| | | | | | | | | 0 | | | | | | | | |
| | | | | | | | | 0 | | | | | | | | |
| | | | | | 3 | | | 0 | | | | | | | | |
| 20 | | | | | | | | 0 | | | | | | | | |
| | | | | | | | | 0 | | | | | | | | |
| | | | | | | | | 0 | | | | | | | | |
| | | | | | | | | 0 | | | | | | | | |
| | | | | | 4 | | | 0 | | | | | | | | |
| 25 | | | | | | | | 0 | | | | | | | | |
| | | | | 428.89 | | | | 0 | | | | | | | | |
| | | COAL lense [Pottsville Formation], decomposed. [BEDROCK] | | 25.60 | | | | 0 | | | | | | | | |
| | | Completely decomposed rock. Textures and beddings of parent rock are increasingly preserved with depth. FeOx staining and precipitation. [SAPROLITE/REGOLITH] [WEATHERED BEDROCK] | | | 5 | | | 0 | | | | | | | | |
| | | | | | | | | 0 | | | | | | | | |
| | | | | | | | | 0 | | | | | | | | PelPlug Bentonite Pellets (8 gallons used) |
| 30 | | | | | | | | 0 | | | | | | | | |
| | | | | | | | | 0 | | | | | | | | |
| | | | | | 6 | | | 0 | | | | | | | | |
| 35 | | | | | | | | 0 | | | | | | | | GP#1 Filter Media Sand (9.5 x 50lb bags used) |
| | | | | | | | | 0 | | | | | | | | |
| | | | | | | | | 0 | | | | | | | | 2" PVC Sch 40 0.010 Slot PrePack Threaded |
| 40 | | | | | | | | 0 | | | | | | | | |
| | | *CONTINUED NEXT PAGE* | | | | | | | | | | | | | | |

DEPTH SCALE

1 in to 5 ft

Golder Associates

LOGGED: CAB

CHECKED: CDL

File:C:\GOLDER\MILLER\GINT\MILLER.GPJ Output Form:BC_DRILLHOLE (MINING STD) Template:BC REGION TEMPLATE BETA 2.GDT Library:BC REGION LIBRARY.GLB Clangford 5/24/16

PROJECT No.: 1648045

# RECORD OF SONIC HOLE: MR-AP-MW-08D



LOCATION: Miller Ash Pond

DATUM: Ground Surface

N: 1311320.933 E: 2103304.454 Alabama State Plane West, US Survey Feet Zone: West

DRILLING DATE: February 26, 2016

Survey Provided by: Ford Engineering Services, PLLC, Dated 5/20/2016

DRILLING CONTRACTOR: Cascade Drilling, L.P.

INCLINATION: -90° AZIMUTH: n/a

Refer to "Lithological and Geotechnical Soil and Rock Description Terminology" for accompanying legend and notes.

| DEPTH SCALE FEET | DESCRIPTION | ELEV. / DEPTH (ft) | RUN No. | INDICES: ROCK STRENGTH R5 R4 R3 R2 R1 | INDICES: WEATHERING W2 W3 W4 / ALTERATION 2 3 4 | RECOVERY: TOTAL CORE % 80 60 40 20 | RECOVERY: RQD % 80 60 40 20 | FRACTURE INDEX PER RUN | Jn | DISCONTINUITY DATA: DIP w.r.t. CORE AXIS (alpha) 0 30 60 90 | DISCONTINUITY DATA: TYPE AND SURFACE DESCRIPTION | Jcon | Jr | Ja | Fault/Breccia/Gouge | Lost Core / Broken Core | PIEZOMETER, STANDPIPE OR THERMISTOR INSTALLATION |
|---|---|---|---|---|---|---|---|---|---|---|---|---|---|---|---|---|---|
| 40 | Completely decomposed rock. Textures and beddings of parent rock are increasingly preserved with depth. FeOx staining and precipitation. [SAPROLITE/REGOLITH] [WEATHERED BEDROCK] *(continued)* | | 7 | | | | | 0 | | | | | | | | | Screen |
| 45 | | 407.39 | 8 | | | | | 0 | | | | | | | | | 2" PVC Sch 40 0.010 Slot PrePack Threaded Screen |
| 50 | Slightly weathered to fresh, strong brown, very fine grained, strong to medium strong, SANDSTONE [Pottsville Formation], with Fe staining. [BEDROCK] | 406.89 | | | | | | 0 | | | | | | | | | |
| | Slightly weathered, thinly bedded, dark gray, fine grained, weak, SILTSTONE [Pottsville Formation]. [BEDROCK] | 47.50 | | | | | | 0 | | | | | | | | | |
| | COAL lense [Pottsville Formation], fossiliferous. [BEDROCK] | 403.89 | | | | | | 0 | | | | | | | | | |
| 55 | | 50.50 | 9 | | | | | 0 | | | 21 x Mech. FX parallel to bedding, Dip ~0 | | | | | | 51.70 |
| | | 398.19 | | | | | | 0 | | | | | | | | | GP#1 Filter Media Sand |
| | Fill material - Grout [FILL] | 56.20 | | | | | | 0 | | | | | | | | | 56.00 |
| 60 | | 394.19 | | | | | | 0 | | | | | | | | | |
| | Fresh, massive bedded, micaceous, light gray, fine grained, medium strong, SANDSTONE [Pottsville Formation]. [BEDROCK] | 60.20 | 10 | | | | | 0 | | | 19 x Mech. FX parallel to bedding, Dip ~0 | | | | | | 62.60 |
| 65 | Fe stained fragments<br>Fe stained fragments | | | | | | | 0 | | | | | | | | | 66.00 |
| | Fe stained fragments<br>Fe stained fragments | 385.79 | | | | | | 0 | | | | | | | | | Hole Plug Bentonite Chips 3/8" |
| | Slightly weathered to weathered, thinly bedded, dark gray, fine grained, weak, SILTSTONE [Pottsville Formation]. [BEDROCK] | 385.09<br>384.69<br>383.89 | | | | | | 0 | | | | | | | | | |
| 70 | COAL lense [Pottsville Formation], fossiliferous. [BEDROCK] | 70.50 | 11 | | | | | 0 | | | 37 x Mech. FX parallel to bedding, Dip ~0 | | | | | | 71.20 |
| | Slightly weathered to weathered, thinly bedded, dark gray, fine grained, weak, SILTSTONE [Pottsville Formation]. [BEDROCK] | | | | | | | 0 | | | | | | | | | |
| | Fresh, massive bedded, micaceous, gray, fine grained, weak, SANDSTONE [Pottsville Formation] with discontinuous shale lenses. [BEDROCK] | | | | | | | 0 | | | | | | | | | 76.00 |
| 75 | | | | | | | | 0 | | | | | | | | | |
| | | | | | | | | 0 | | | | | | | | | |
| 80 | | | | | | | | 0 | | | | | | | | | |

*CONTINUED NEXT PAGE*

DEPTH SCALE

1 in to 5 ft

Golder Associates

LOGGED: CAB

CHECKED: CDL

File:C:\GOLDER\MILLER\GINT\MILLER.GPJ Output Form:BC_DRILLHOLE (MINING STD) Template:BC REGION TEMPLATE BETA 2.GDT Library:BC REGION LIBRARY.GLB Clangford 5/24/16

PROJECT No.: 1648045

# RECORD OF SONIC HOLE: MR-AP-MW-08D

SHEET 3 OF 3

LOCATION: Miller Ash Pond

DATUM: Ground Surface

N: 1311320.933 E: 2103304.454 Alabama State Plane West, US Survey Feet Zone: West

DRILLING DATE: February 26, 2016

Survey Provided by: Ford Engineering Services, PLLC, Dated 5/20/2016

DRILLING CONTRACTOR: Cascade Drilling, L.P.

INCLINATION: -90° AZIMUTH: n/a

Refer to "Lithological and Geotechnical Soil and Rock Description Terminology" for accompanying legend and notes.

| DEPTH SCALE FEET | DRILLING RECORD | DESCRIPTION | SYMBOLIC LOG | ELEV. / DEPTH (ft) | RUN No. | INDICES: ROCK STRENGTH R5 R4 R3 R2 R1 | INDICES: WEATHERING W2 W3 W4 / ALTERATION 2 3 4 | RECOVERY: TOTAL CORE % 80 60 40 20 | RECOVERY: RQD % 80 60 40 20 | FRACTURE INDEX PER RUN | Jn | DISCONTINUITY DATA: DIP w.r.t. CORE AXIS (alpha) 0 30 60 90 | DISCONTINUITY DATA: TYPE AND SURFACE DESCRIPTION | JCON | Jr | Ja | Fault/Breccia/Gouge | Lost Core / Broken Core | PIEZOMETER, STANDPIPE OR THERMISTOR INSTALLATION |
|---|---|---|---|---|---|---|---|---|---|---|---|---|---|---|---|---|---|---|---|
| 80 | | | | | 12 | | | | | 0 | | | | | | | | | |
| | | | | 372.79 | | | | | | 0 | | | 54 x Mech. FX parallel to bedding, Dip ~0 | | | | | | |
| | | Slightly weathered, dark gray, very fine grained, weak, SHALE [Pottsville Formation]. [BEDROCK] | | 81.60 | | | | | | 0 | | | | | | | | 82.30 | |
| 85 | | | | | | | | | | 0 | | | | | | | | 86.00 | |
| | | | | | 13 | | | | | 0 | | | | | | | | | |
| 90 | | Presumed coal seam in lost core. Lost circulation. | | | | | | | | 0 | | | | | | | | 90.60 | |
| | | Circulation resumed. | | | | | | | | 0 | | | | | | | | | Hole Plug Bentonite Chips 3/8" |
| 95 | | | | 358.39 | | | | | | 0 | | | | | | | | 96.00 | |
| | | Fresh, massive bedded, micaceous, gray, fine grained, medium strong, SANDSTONE [Pottsville Formation] with discontinuous shale lenses. [BEDROCK] | | 96.00 | | | | | | 0 | | | | | | | | | |
| | | Fe stained fragments at 97' bgs. | | | 14 | | | | | 0 | | | 41 x Mech. FX parallel to bedding, Dip ~0 | | | | | 100.50 | |
| 100 | | | | | | | | | | 0 | | | | | | | | | |
| | | | | | | | | | | 0 | | | | | | | | | |
| 105 | | | | | | | | | | 0 | | | | | | | | 106.00 | |
| | | | | | 15 | | | | | 0 | | | | | | | | | |
| | | | | 344.49 | | | | | | 0 | | | | | | | | | |
| 110 | | Slightly weathered, dark gray, very fine grained, weak, SHALE [Pottsville Formation]. [BEDROCK] | | 109.90 / 343.39 | | | | | | 0 | | | | | | | | 110.30 / 111.00 | |
| | | | | 111.00 | | | | | | | | | | | | | | | |
| | | End of Borehole. | | | | | | | | | | | | | | | | | |
| 115 | | | | | | | | | | | | | | | | | | | |
| 120 | | | | | | | | | | | | | | | | | | | |

DEPTH SCALE

1 in to 5 ft

Golder Associates

LOGGED: CAB

CHECKED: CDL

File:C:\GOLDER\MILLER\GINT\MILLER.GPJ Output Form:BC_DRILLHOLE (MINING STD) Template:BC REGION TEMPLATE BETA 2.GDT Library:BC REGION LIBRARY.GLB Clangford 5/24/16

PROJECT No.: 1648045

# RECORD OF SONIC HOLE: MR-AP-MW-08S

SHEET 1 OF 3

LOCATION: Miller Ash Pond

DATUM: Ground Surface

N: 1311324.702 E: 2103319.766 Alabama State Plane West, US Survey Feet Zone: West

DRILLING DATE: January 25 - February 27, 2016

Survey Provided by: Ford Engineering Services, PLLC, Dated 5/20/2016

DRILLING CONTRACTOR: Cascade Drilling, L.P.

INCLINATION: -90° AZIMUTH: n/a

| DEPTH SCALE FEET | DRILLING RECORD | DESCRIPTION | SYMBOLIC LOG | ELEV. / DEPTH (ft) | RUN No. | INDICES: ROCK STRENGTH R5 R4 R3 R2 R1 | INDICES: WEATHERING W2 W3 W4 / ALTERATION 2 3 4 | RECOVERY: TOTAL CORE % 80 60 40 20 | RECOVERY: RQD % 80 60 40 20 | FRACTURE INDEX PER RUN | Jn | DISCONTINUITY DATA: DIP w.r.t. CORE AXIS (alpha) 0 30 60 90 | DISCONTINUITY DATA: TYPE AND SURFACE DESCRIPTION | JCON | Jr | Ja | Fault/Breccia/Gouge | Lost Core / Broken Core | PIEZOMETER, STANDPIPE OR THERMISTOR INSTALLATION |
|---|---|---|---|---|---|---|---|---|---|---|---|---|---|---|---|---|---|---|---|
| | | Refer to "Lithological and Geotechnical Soil and Rock Description Terminology" for accompanying legend and notes. | | | | | | | | | | | | | | | | | |
| 0 | | Ground Surface | | 455.03 | | | | | | | | | | | | | | | |
| | | Crusher Run GRAVEL [ROAD BASE FILL] | | 454.23 | | | | | | 0 | | | | | | | | | Concrete Seal and Pad |
| | | (GP/SP) GRAVEL and SAND; fine to coarse, angular gravel and very fine to coarse, angular sand; some silt; reddish yellow to yellowish red; non-cohesive, dry, very loose. Poorly sorted due to weathering in situ. Soil to Saprolite transistion zone. [WEATHERED BEDROCK] | | 0.80 | 1 | | | | | 0 | | | | | | | | | |
| | | | | 451.53 | | | | | | 0 | | | | | | | | | |
| 5 | | Completely decomposed rock. Textures and beddings of parent rock are increasingly preserved with depth. FeOx staining and precipitation. [SAPROLITE/REGOLITH] [WEATHERED BEDROCK] | | 3.50 | 2 | | | | | 0 | | | | | | | | | |
| 10 | | | | | 3 | | | | | 0 | | | | | | | | | |
| 15 | | | | | | | | | | 0 | | | | | | | | | |
| 20 | Track Mounted Sonic Drill (12") Sonic | | | | 4 | | | | | 0 | | | | | | | | | Bentonite Grout Mix |
| | | | | 427.53 | | | | | | 0 | | | | | | | | | |
| 25 | | COAL lense [Pottsville Formation], decomposed. [BEDROCK] | | 27.50 | | | | | | 0 | | | | | | | | | |
| | | | | 426.03 | | | | | | 0 | | | | | | | | | |
| 30 | | Completely decomposed rock. Textures and beddings of parent rock are increasingly preserved with depth. FeOx staining and precipitation. [SAPROLITE/REGOLITH] [WEATHERED BEDROCK] | | 29.00 | 5 | | | | | 0 | | | | | | | | | |
| 35 | | | | | | | | | | 0 | | | | | | | | | |
| 40 | Sonic | | | | | | | | | 0 | | | | | | | | | |
| | | *CONTINUED NEXT PAGE* | | | | | | | | | | | | | | | | | |

DEPTH SCALE

1 in to 5 ft

Golder Associates

LOGGED: CAB

CHECKED: CDL

File:C:\GOLDER\MILLER\GINT\MILLER.GPJ Output Form:BC_DRILLHOLE (MINING STD) Template:BC REGION TEMPLATE BETA 2.GDT Library:BC REGION LIBRARY.GLB Clangford 5/24/16

PROJECT No.: 1648045

# RECORD OF SONIC HOLE: MR-AP-MW-08S

SHEET 2 OF 3

LOCATION: Miller Ash Pond

DATUM: Ground Surface

N: 1311324.702 E: 2103319.766 Alabama State Plane West, US Survey Feet Zone: West

DRILLING DATE: January 25 - February 27, 2016

Survey Provided by: Ford Engineering Services, PLLC, Dated 5/20/2016

DRILLING CONTRACTOR: Cascade Drilling, L.P.

INCLINATION: -90° AZIMUTH: n/a

| DEPTH SCALE FEET | DRILLING RECORD | DESCRIPTION | SYMBOLIC LOG | ELEV. / DEPTH (ft) | RUN No. | INDICES: ROCK STRENGTH R5 R4 R3 R2 R1 | INDICES: WEATHERING W2 W3 W4 / ALTERATION 2 3 4 | RECOVERY: TOTAL CORE % 80 60 40 20 | RECOVERY: RQD % 80 60 40 20 | FRACTURE INDEX PER RUN | Jn | DISCONTINUITY DATA: DIP w.r.t. CORE AXIS (alpha) 0 30 60 90 | DISCONTINUITY DATA: TYPE AND SURFACE DESCRIPTION | Jcon | Jr | Ja | Fault/Breccia/Gouge | Lost Core / Broken Core | PIEZOMETER, STANDPIPE OR THERMISTOR INSTALLATION |
|---|---|---|---|---|---|---|---|---|---|---|---|---|---|---|---|---|---|---|---|
| 40 | Track Mounted Sonic Drill (152mm) Sonic | Completely decomposed rock. Textures and beddings of parent rock are increasingly preserved with depth. FeOx staining and precipitation. [SAPROLITE/REGOLITH] [WEATHERED BEDROCK] *(continued)* | | 410.33 | | | | | | 0 | | | | | | | | 40.00 | |
| | | | | | | | | | | 0 | | | | | | | | | |
| | | | | | | | | | | 0 | | | | | | | | | |
| | | | | | | | | | | 0 | | | | | | | | | |
| | | | | | | | | | | 0 | | | | | | | | 44.10 | |
| 45 | | Slightly weathered to fresh, strong brown, very fine grained, strong to medium strong, SANDSTONE [Pottsville Formation], with discontinuous shale lenses. [BEDROCK] | | 44.70 | 6 | | | | | 0 | | | | | | | | 45.00 | |
| | | | | | | | | | | 0 | | | | | | | | | |
| | | | | | | | | | | 0 | | | | | | | | | |
| | | | | | | | | | | 0 | | | | | | | | | |
| | | | | | | | | | | 0 | | | | | | | | | |
| 50 | | | | | | | | | | 0 | | | | | | | | 50.00 | Bentonite Grout Mix |
| | | | | | | | | | | 0 | | | | | | | | | |
| | | | | | | | | | | 0 | | | | | | | | | |
| | | | | | | | | | | 0 | | | | | | | | | |
| | | | | | | | | | | 0 | | | | | | | | | |
| 55 | | | | | 7 | | | | | 0 | | | 27 x Mech. FX parallel to bedding, Dip ~0 | | | | | 53.90 | |
| | | | | | | | | | | 0 | | | | | | | | | |
| | | | | | | | | | | 0 | | | | | | | | | |
| | | | | | | | | | | 0 | | | | | | | | | |
| | | | | | | | | | | 0 | | | | | | | | | |
| 60 | | Fill material - Grout [FILL] | | 60.00 | | | | | | 0 | | | | | | | | 60.00 | |
| | | | | 393.23 | | | | | | 0 | | | | | | | | | |
| | | Fresh, massive bedded, micaceous, light gray, fine grained, weak, SANDSTONE [Pottsville Formation]. [BEDROCK] | | 392.73 62.30 | | | | | | 0 | | | | | | | | | PelPlug Bentonite Pellets |
| | | | | | | | | | | 1 | | | BD,PL,Ro,CC,Fe, 1 | | | | | | |
| | | Fresh, massive bedded, micaceous, light gray, fine grained, medium strong, SANDSTONE [Pottsville Formation]. [BEDROCK] Fe stained fragments at 63' and 64' bgs. | | | | | | | | 1 | | | BD,PL,Ro,CC,Fe, 1 | | | | | 64.50 | |
| 65 | | | | | 8 | | | | | 0 | | | 31 x Mech. FX parallel to bedding, Dip ~0 | | | | | 65.20 | GP#1 Filter Media Sand |
| | | | | | | | | | | 0 | | | | | | | | | |
| | | | | | | | | | | 0 | | | | | | | | | |
| | | | | | | | | | | 0 | | | | | | | | | |
| | | | | 385.03 | | | | | | 0 | | | | | | | | | |
| 70 | | Fresh, massive bedded, micaceous, gray, fine grained, weak, SANDSTONE [Pottsville Formation] with discontinuous shale lenses. [BEDROCK] | | 70.00 | | | | | | 0 | | | | | | | | 70.00 70.40 | |
| | | | | | | | | | | 0 | | | | | | | | | 2" PVC Sch 40 0.010 Slot PrePack Threaded Screen |
| | | | | | | | | | | 0 | | | | | | | | | |
| | | | | | | | | | | 0 | | | | | | | | | |
| | | | | | | | | | | 0 | | | | | | | | | |
| 75 | | | | | 9 | | | | | 0 | | | | | | | | 75.20 | |
| | | | | | | | | | | 0 | | | | | | | | | |
| | | | | | | | | | | 0 | | | | | | | | | |
| | | | | | | | | | | 0 | | | | | | | | | GP#1 Filter Media Sand |
| 80 | | End of Borehole. *CONTINUED NEXT PAGE* | | 375.03 | | | | | | 0 | | | | | | | | 80.00 | |

Refer to "Lithological and Geotechnical Soil and Rock Description Terminology" for accompanying legend and notes.

DEPTH SCALE

1 in to 5 ft

LOGGED: CAB

CHECKED: CDL

Golder Associates

File:C:\GOLDER\MILLER\GINT\MILLER.GPJ Output Form:BC_DRILLHOLE (MINING STD) Template:BC REGION TEMPLATE BETA 2.GDT Library:BC REGION LIBRARY.GLB Clangford 5/24/16

PROJECT No.: 1648045

# RECORD OF SONIC HOLE: MR-AP-MW-08S

SHEET 3 OF 3

LOCATION: Miller Ash Pond

DATUM: Ground Surface

N: 1311324.702 E: 2103319.766 Alabama State Plane West, US Survey Feet Zone: West

DRILLING DATE: January 25 - February 27, 2016

Survey Provided by: Ford Engineering Services, PLLC, Dated 5/20/2016

DRILLING CONTRACTOR: Cascade Drilling, L.P.

INCLINATION: -90° AZIMUTH: n/a

| DEPTH SCALE FEET | DRILLING RECORD | DESCRIPTION | SYMBOLIC LOG | ELEV. / DEPTH (ft) | RUN No. | Refer to "Lithological and Geotechnical Soil and Rock Description Terminology" for accompanying legend and notes. | PIEZOMETER, STANDPIPE OR THERMISTOR INSTALLATION |
|---|---|---|---|---|---|---|---|
| | | | | | | INDICES: ROCK STRENGTH R5 R4 R3 R2 R1; WEATHERING W2 W3 W4; ALTERATION 2 3 4; RECOVERY: TOTAL CORE % 80 60 40 20; RQD % 80 60 40 20; FRACTURE INDEX PER RUN; Jn; DISCONTINUITY DATA: DIP w.r.t. CORE AXIS (alpha) 0 30 60 90; TYPE AND SURFACE DESCRIPTION; Jcon; Jr; Ja; Fault/Breccia/Gouge; Lost Core; Broken Core | |
| 80 | | | | 80.00 | | | |
| 85 | | | | | | | |
| 90 | | | | | | | |
| 95 | Track Mounted Sonic Drill (152mm) Sonic | | | | | | |
| 100 | | | | | | | |
| 105 | | | | | | | |
| 110 | | | | | | | |
| 115 | | | | | | | |
| 120 | | | | | | | |

DEPTH SCALE

1 in to 5 ft

Golder Associates

LOGGED: CAB

CHECKED: CDL

File:C:\GOLDER\MILLER\GINT\MILLER.GPJ Output Form:BC_DRILLHOLE (MINING STD) Template:BC REGION TEMPLATE BETA 2.GDT Library:BC REGION LIBRARY.GLB Clangford 5/24/16

PROJECT No.: 1648045

# RECORD OF SONIC HOLE: MR-AP-MW-09S

SHEET 1 OF 2

LOCATION: Miller Ash Pond

DATUM: Ground Surface

N: 1311448.066 E: 2103706.868 Alabama State Plane West, US Survey Feet Zone: West

DRILLING DATE: April 12, 2016

Survey Provided by: Ford Engineering Services, PLLC, Dated 5/20/2016

DRILLING CONTRACTOR: Cascade Drilling, L.P.

INCLINATION: -90° AZIMUTH: n/a

Refer to "Lithological and Geotechnical Soil and Rock Description Terminology" for accompanying legend and notes.

| DEPTH SCALE FEET | DRILLING RECORD | DESCRIPTION | SYMBOLIC LOG | ELEV. / DEPTH (ft) | RUN No. | INDICES: ROCK STRENGTH R5 R4 R3 R2 R1 | INDICES: WEATHERING W2 W3 W4 / ALTERATION 2 3 4 | RECOVERY: TOTAL CORE % | RECOVERY: RQD % | FRACTURE INDEX PER RUN | Jn | DISCONTINUITY DATA: DIP w.r.t. CORE AXIS (alpha) | DISCONTINUITY DATA: TYPE AND SURFACE DESCRIPTION | JCON | Jr | Ja | Fault/Breccia/Gouge | Lost Core / Broken Core | PIEZOMETER, STANDPIPE OR THERMISTOR INSTALLATION |
|---|---|---|---|---|---|---|---|---|---|---|---|---|---|---|---|---|---|---|---|
| 0 | | Ground Surface | | 446.35 | | | | | | | | | | | | | | | |
| | | (GP/SP) GRAVEL and SAND; fine to coarse, angular gravel and very fine to coarse, angular sand; some silt; reddish yellow to yellowish red; non-cohesive, dry, very loose. Poorly sorted due to weathering in situ. Soil to Saprolite transistion zone. [WEATHERED BEDROCK] | | 0.00 | 1 | | | | | 0 | | | | | | | | | Concrete Seal and Pad |
| 5 | | | | 440.35 | | | | | | 0 | | | | | | | | | |
| | | Completely decomposed rock. Textures and beddings of parent rock are increasingly preserved with depth. FeOx staining and precipitation. [SAPROLITE/REGOLITH] [WEATHERED BEDROCK] | | 6.00 | 2 | | | | | 0 | | | | | | | | | |
| 10 | | | | 433.25 | | | | | | 0 | | | | | | | | | |
| | | COAL lense [Pottsville Formation], decomposed. [BEDROCK] | | 432.65 | | | | | | 0 | | | | | | | | | |
| | | Completely decomposed rock. Textures and beddings of parent rock are increasingly preserved with depth. FeOx staining and precipitation. [SAPROLITE/REGOLITH] [WEATHERED BEDROCK] | | 13.70 | | | | | | 0 | | | | | | | | | |
| 15 | | | | 431.75 | | | | | | 0 | | | | | | | | 15.00 | Bentonite Grout Mix |
| | | | | 14.60 | | | | | | 0 | | | | | | | | | |
| | | Slightly weathered to fresh, massive bedded, micaceous, gray, fine grained, strong, SANDSTONE [Pottsville Formation]. [BEDROCK] | | | | | | | | 0 | | • | JN,PL,SM,- | 20 | 1 | 1 | | 17.50 | |
| 20 | | | | | 3 | | | | | 0 | | | 41 x Mech. FX parallel to bedding, Dip ~0 | | | | | 20.00 20.50 | |
| | | Fe stained from 15.0 to 15.9, 16.3 to 16.4, 16.7 to 16.9, 17.4 to 17.9, 18.5 to 19.1, 20.2 to 20.7, 21.5 to 21.8, and 22.1 to 22.3 | | | | | | | | 0 | | | | | | | | 22.80 | |
| 25 | | Fe stained from 25.6, 26.5 to 26.6, 26.8, and 27.4 to 28.1. | | | | | | | | 0 | | | | | | | | 25.00 | |
| | | | | | | | | | | 0 | | | | | | | | 27.40 28.10 | PelPlug Bentonite Pellets |
| 30 | | Fe stained from 30.8 to 32.4. | | | 4 | | | | | 0 | | | 37 x Mech. FX parallel to bedding, Dip ~0 | | | | | 30.90 31.60 | |
| | | | | | | | | | | 0 | | | | | | | | 32.60 | GP#1 Filter Media Sand |
| | | | | 411.35 | | | | | | 0 | | | | | | | | 35.00 | |
| 35 | | Slightly weathered, massive bedded, micaceous, gray, fine grained, weak, SANDSTONE [Pottsville Formation], with thin shale beds. [BEDROCK] | | 35.00 | | | | | | 0 | | • | JN,PL,Ro,CC,Fe, 1 | | | | | | |
| | | | | 409.85 | | | | | | 0 | | • | JN,PL,Ro,CC,Fe, 1 | | | | | | 2" PVC Sch 40 0.010 Slot PrePack Threaded Screen |
| | | Slightly weathered to fresh, massive bedded, micaceous, gray, fine grained, strong, SANDSTONE [Pottsville Formation]. [BEDROCK] | | 36.50 | 5 | | | | | 0 | | | 21 x Mech. FX parallel to bedding, Dip ~0 | | | | | 37.80 | |
| 40 | | | | | | | | | | 0 | | | | | | | | 40.00 | |
| | | *CONTINUED NEXT PAGE* | | | | | | | | | | | | | | | | | |

Track Mounted Sonic Drill (152mm) Sonic

DEPTH SCALE

1 in to 5 ft

LOGGED: CAB

CHECKED: CDL

Golder Associates

File:C:\GOLDER\MILLER\GINT\MILLER.GPJ Output Form:BC_DRILLHOLE (MINING STD) Template:BC REGION TEMPLATE BETA 2.GDT Library:BC REGION LIBRARY GLB Clangford 5/24/16

PROJECT No.: 1648045

# RECORD OF SONIC HOLE: MR-AP-MW-09S

SHEET 2 OF 2

LOCATION: Miller Ash Pond

DATUM: Ground Surface

N: 1311448.066 E: 2103706.868 Alabama State Plane West, US Survey Feet Zone: West

DRILLING DATE: April 12, 2016

Survey Provided by: Ford Engineering Services, PLLC, Dated 5/20/2016

DRILLING CONTRACTOR: Cascade Drilling, L.P.

INCLINATION: -90° AZIMUTH: n/a

| DEPTH SCALE FEET | DRILLING RECORD | DESCRIPTION | SYMBOLIC LOG | ELEV. / DEPTH (ft) | RUN No. | Refer to "Lithological and Geotechnical Soil and Rock Description Terminology" for accompanying legend and notes. INDICES: ROCK STRENGTH R5 R4 R3 R2 R1; WEATHERING W2 W3 W4; ALTERATION 2 3 4 | RECOVERY: TOTAL CORE % 80 60 40 20; RQD % 80 60 40 20 | FRACTURE INDEX PER RUN | Jn | DISCONTINUITY DATA: DIP w.r.t. CORE AXIS (alpha) 0 30 60 90; TYPE AND SURFACE DESCRIPTION | JCON | Jr | Ja | Fault/Breccia/Gouge | Lost Core / Broken Core | PIEZOMETER, STANDPIPE OR THERMISTOR INSTALLATION |
|---|---|---|---|---|---|---|---|---|---|---|---|---|---|---|---|---|
| 40 | | | | | | | | | | | | | | | | |
| | Sonic | Slightly weathered to fresh, massive bedded, micaceous, gray, fine grained, strong, SANDSTONE [Pottsville Formation]. [BEDROCK] *(continued)*<br><br>Fe stained from 40.3, 40.5, 41.1 to 41.4, and 41.4 to 42.5. | | | 6 | | | 0<br>0<br>0<br>0<br>0 | | | | | | | | 2" PVC Sch 40 0.010 Slot PrePack Threaded Screen<br>43.70<br>45.00 |
| 45 | | | | 401.35 | | | | | | | | | | | | |
| | | End of Borehole. | | 45.00 | | | | | | | | | | | | |
| 50 | | | | | | | | | | | | | | | | |
| 55 | | | | | | | | | | | | | | | | |
| 60 | | | | | | | | | | | | | | | | |
| 65 | | | | | | | | | | | | | | | | |
| 70 | | | | | | | | | | | | | | | | |
| 75 | | | | | | | | | | | | | | | | |
| 80 | | | | | | | | | | | | | | | | |

DEPTH SCALE

1 in to 5 ft

Golder Associates

LOGGED: CAB

CHECKED: CDL

File:C:\GOLDER\MILLER\GINT\MILLER.GPJ Output Form:BC_DRILLHOLE (MINING STD) Template:BC REGION TEMPLATE BETA 2.GDT Library:BC REGION LIBRARY.GLB Clangford 5/24/16

PROJECT No.: 1648045

# RECORD OF SONIC HOLE: MR-AP-MW-13D

SHEET 1 OF 4

LOCATION: Miller Ash Pond

DATUM: Ground Surface

N: 1314110.288 E: 2104848.862 Alabama State Plane West, US Survey Feet Zone: West

DRILLING DATE: January 20 - February 25, 2016

Survey Provided by: Ford Engineering Services, PLLC, Dated 5/20/2016

DRILLING CONTRACTOR: Cascade Drilling, L.P.

INCLINATION: -90° AZIMUTH: n/a

| DEPTH SCALE FEET | DRILLING RECORD | DESCRIPTION | SYMBOLIC LOG | ELEV. / DEPTH (ft) | RUN No. | Refer to "Lithological and Geotechnical Soil and Rock Description Terminology" for accompanying legend and notes. INDICES: ROCK STRENGTH R5 R4 R3 R2 R1; WEATHERING W2 W3 W4; ALTERATION 2 3 4. RECOVERY: TOTAL CORE % 80 60 40 20; RQD % 80 60 40 20. FRACTURE INDEX PER RUN. Jn. DISCONTINUITY DATA: DIP w.r.t. CORE AXIS (alpha) 0 30 60 90; TYPE AND SURFACE DESCRIPTION. JCON. Jr. Ja. Fault/Breccia/Gouge. Lost Core. Broken Core. | PIEZOMETER, STANDPIPE OR THERMISTOR INSTALLATION |
|---|---|---|---|---|---|---|---|
| 0 | | Ground Surface | | 434.76 | | | |
| | Track Mounted Sonic Drill (12") Sonic | (GP/SP) GRAVEL and SAND; fine to coarse, angular gravel and very fine to coarse, angular sand; some silt; reddish yellow to yellowish red; non-cohesive, wet, very loose. Poorly sorted due to weathering in situ. Soil to Saprolite transistion zone. [WEATHERED BEDROCK] | | 0.00 | | 0 | Concrete Seal and Pad |
| | | | | 430.66 | | 0 | |
| 5 | | Completely decomposed rock. Textures and beddings of parent rock are increasingly preserved with depth. FeOx staining and precipitation. [SAPROLITE/REGOLITH] [WEATHERED BEDROCK] | | 4.10 | | 0 | |
| 10 | | | | | | 0 | |
| 15 | | | | | | 0 | |
| | | | | 414.76 | | 0 | |
| 20 | | Decomposed rock. Textures and beddings of parent rock are increasingly preserved with depth. FeOx staining and precipitation. [SAPROLITE] [WEATHERED BEDROCK] | | 20.00 | | 0 | Bentonite Grout Mix |
| 25 | | | | | | 0 | |
| | | | | 408.26 | | 0 | |
| | | COAL lense [Pottsville Formation]. [BEDROCK] | | 26.50 | | 0 | |
| | | | | 406.76 | | 0 | |
| | | Slightly weathered to fresh, gray, very fine grained, weak, CLAYSTONE/SILTSTONE [Pottsville Formation]. [BEDROCK] | | 28.00 | | 0 | |
| 30 | | | | | | 0 | |
| | | | | 402.26 | | 0 | |
| | | Fresh, micaceous, massive, gray, medium grained, strong, SANDSTONE [Pottsville Formation]. [BEDROCK] | | 32.50 | | 0 | |
| 35 | | | | | | 0 | |
| | | | | | 8 | 0 | |
| | | | | 395.06 | | 0 | |
| 40 | | *CONTINUED NEXT PAGE* | | | | | |

DEPTH SCALE

1 in to 5 ft

Golder Associates

LOGGED: CAB

CHECKED: CDL

File:C:\GOLDER\MILLER\GINT\MILLER.GPJ Output Form:BC_DRILLHOLE (MINING STD) Template:BC REGION TEMPLATE BETA 2.GDT Library:BC REGION LIBRARY.GLB Clangford 5/24/16

PROJECT No.: 1648045

# RECORD OF SONIC HOLE: MR-AP-MW-13D

SHEET 2 OF 4

LOCATION: Miller Ash Pond

DATUM: Ground Surface

N: 1314110.288 E: 2104848.862 Alabama State Plane West, US Survey Feet Zone: West

DRILLING DATE: January 20 - February 25, 2016

Survey Provided by: Ford Engineering Services, PLLC, Dated 5/20/2016

DRILLING CONTRACTOR: Cascade Drilling, L.P.

INCLINATION: -90° AZIMUTH: n/a

Refer to "Lithological and Geotechnical Soil and Rock Description Terminology" for accompanying legend and notes.

| DEPTH SCALE FEET | DRILLING RECORD | DESCRIPTION | ELEV. / DEPTH (ft) | RUN No. | INDICES: ROCK STRENGTH R5 R4 R3 R2 R1 | INDICES: WEATHERING W2 W3 W4 / ALTERATION 2 3 4 | RECOVERY: TOTAL CORE % | RECOVERY: RQD % | FRACTURE INDEX PER RUN | Jn | DISCONTINUITY DATA: DIP w.r.t. CORE AXIS (alpha) | DISCONTINUITY DATA: TYPE AND SURFACE DESCRIPTION | JCON | Jr | Ja | Fault/Breccia/Gouge | Lost Core / Broken Core | PIEZOMETER, STANDPIPE OR THERMISTOR INSTALLATION |
|---|---|---|---|---|---|---|---|---|---|---|---|---|---|---|---|---|---|---|
| 40 | Sonic | Fresh, micaceous, dark gray, fine grained, medium strong, SANDSTONE [Pottsville Formation]. [BEDROCK] *(continued)* | 39.70 | 9 | | | | | 0 | | | 16 x Mech. FX parallel to bedding, Dip ~0 | | | | | | |
| | | | | | | | | | 0 | | | | | | | | | |
| | | | | | | | | | 0 | | | | | | | | | 42.00 |
| | | | | | | | | | 0 | | | | | | | | | 43.20 |
| 45 | | | | 10 | | | | | 0 | | | 7 x Mech. FX parallel to bedding, Dip ~0 | | | | | | |
| | | | | | | | | | 0 | | | | | | | | | 44.60 |
| | | | | | | | | | 0 | | | | | | | | | 46.00 |
| | | | | | | | | | 0 | | | | | | | | | |
| | | | | | | | | | 0 | | | | | | | | | |
| | | | | | | | | | 0 | | | | | | | | | |
| 50 | | | | | | | | | 0 | | | | | | | | | |
| | | | | | | | | | 0 | | | | | | | | | |
| | | | | 11 | | | | | 0 | | | 98 x Mech. FX parallel to bedding, Dip ~0 | | | | | | |
| | | | | | | | | | 0 | | | | | | | | | Bentonite Grout Mix |
| | | | | | | | | | 0 | | | | | | | | | |
| | | | | | | | | | 0 | | | | | | | | | |
| 55 | | | | | | | | | 0 | | | | | | | | | |
| | | | | | | | | | 0 | | | | | | | | | |
| | | | | | | | | | 0 | | | | | | | | | |
| | Track Mounted Sonic Drill (152mm) | | | | | | | | 0 | | | | | | | | | |
| | | | | | | | | | 0 | | | | | | | | | |
| 60 | Sonic | | | 12 | | | | | 0 | | | 67 x Mech. FX parallel to bedding, Dip ~0 | | | | | | |
| | | | | | | | | | 0 | | | | | | | | | |
| | | | | | | | | | 0 | | | | | | | | | |
| | | | | | | | | | 0 | | | | | | | | | |
| | | | | | | | | | 0 | | | | | | | | | |
| 65 | | | | | | | | | 0 | | | | | | | | | |
| | | | | | | | | | 0 | | | | | | | | | 65.50 |
| | | | | | | | | | 0 | | | | | | | | | 66.00 |
| | | | | | | | | | 0 | | | | | | | | | PelPlug Bentonite Pellets (5 gallons used) |
| | | | | | | | | | 0 | | | | | | | | | 68.00 |
| | | | | | | | | | 0 | | | | | | | | | 69.00 |
| 70 | | | | | | | | | 0 | | | | | | | | | |
| | | | | 13 | | | | | 0 | | | 79 x Mech. FX parallel to bedding, Dip ~0 | | | | | | |
| | | | 361.96 | | | | | | 0 | | | | | | | | | GP#1 Filter Media Sand (8 x 50lb bags used) |
| | | Fresh, micaceous, dark gray, fine grained, medium strong, SANDSTONE [Pottsville Formation]. [BEDROCK] | 72.80 | | | | | | 0 | | | | | | | | | |
| | | | | | | | | | 0 | | | | | | | | | |
| 75 | | | | | | | | | 0 | | | | | | | | | |
| | | | | | | | | | 0 | | | | | | | | | 2" PVC Sch 40 0.010 Slot PrePack Threaded Screen |
| | | | | | | | | | 0 | | | | | | | | | |
| | | | | | | | | | 0 | | | | | | | | | |
| | | | 355.66 | | | | | | 0 | | | | | | | | | |
| | | | 79.10 | | | | | | 0 | | | | | | | | | |
| 80 | | *CONTINUED NEXT PAGE* | | | | | | | | | | | | | | | | |

DEPTH SCALE

1 in to 5 ft

Golder Associates

LOGGED: CAB

CHECKED: CDL

File:C:\GOLDER\MILLER\GINT\MILLER.GPJ Output Form:BC_DRILLHOLE (MINING STD) Template:BC REGION TEMPLATE BETA 2.GDT Library:BC REGION LIBRARY.GLB Clangford 5/24/16

PROJECT No.: 1648045

# RECORD OF SONIC HOLE: MR-AP-MW-13D

SHEET 3 OF 4

LOCATION: Miller Ash Pond

DATUM: Ground Surface

N: 1314110.288 E: 2104848.862 Alabama State Plane West, US Survey Feet Zone: West

DRILLING DATE: January 20 - February 25, 2016

Survey Provided by: Ford Engineering Services, PLLC, Dated 5/20/2016

DRILLING CONTRACTOR: Cascade Drilling, L.P.

INCLINATION: -90° AZIMUTH: n/a

Refer to "Lithological and Geotechnical Soil and Rock Description Terminology" for accompanying legend and notes.

| DEPTH SCALE FEET | DRILLING RECORD | DESCRIPTION | SYMBOLIC LOG | ELEV. / DEPTH (ft) | RUN No. | INDICES: ROCK STRENGTH R5 R4 R3 R2 R1 | INDICES: WEATHERING W2 W3 W4 / ALTERATION 2 3 4 | RECOVERY: TOTAL CORE % 80 60 40 20 | RECOVERY: RQD % 80 60 40 20 | FRACTURE INDEX PER RUN | Jn | DISCONTINUITY DATA: DIP w.r.t. CORE AXIS (alpha) 0 30 60 90 | DISCONTINUITY DATA: TYPE AND SURFACE DESCRIPTION | JCON | Jr | Ja | Fault/Breccia/Gouge | Lost Core / Broken Core | PIEZOMETER, STANDPIPE OR THERMISTOR INSTALLATION |
|---|---|---|---|---|---|---|---|---|---|---|---|---|---|---|---|---|---|---|---|
| 80 | | Highly to moderately weathered, dark gray, weak SILTSTONE [Pottsville Formation]. [BEDROCK] *(continued)* | | | 14 | | | | | 0 | | | 61 x Mech. FX parallel to bedding, Dip ~0 | | | | | | 2" PVC Sch 40 0.010 Slot PrePack Threaded Screen |
| 85 | | | | | 15 | | | | | 0 | | | 59 x Mech. FX parallel to bedding, Dip ~0 | | | | | | 84.00 – 86.00; GP#1 Filter Media Sand |
| 90 | | | | | | | | | | 0 | | | | | | | | | |
| 95 | | | | 339.16 | | | | | | 0 | | | | | | | | | 94.80 – 95.60 |
| | | Fresh, micaceous, dark gray, fine grained, medium strong, SANDSTONE [Pottsville Formation]. [BEDROCK] | | 95.60 | | | | | | | | | | | | | | | |
| 100 | Track Mounted Sonic Drill (152mm) Sonic | | | | 16 | | | | | 0 | | | >100 x Mech. FX parallel to bedding, Dip ~0 | | | | | | 99.00 – 100.10 |
| 105 | | | | | | | | | | 0 | | | | | | | | | Hole Plug Bentonite Chips 3/8" |
| 110 | | | | | 17 | | | | | 0 | | | 87 x Mech. FX parallel to bedding, Dip ~0 | | | | | | |
| 115 | | | | | | | | | | 0 | | | | | | | | | 114.30 – 116.00 |
| 120 | | *CONTINUED NEXT PAGE* | | 315.86 / 119.30 | | | | | | 0 | | | | | | | | | |

DEPTH SCALE

1 in to 5 ft

Golder Associates

LOGGED: CAB

CHECKED: CDL

File:C:\GOLDER\MILLER\GINT\MILLER.GPJ Output Form:BC_DRILLHOLE (MINING STD) Template:BC REGION TEMPLATE BETA 2.GDT Library:BC REGION LIBRARY.GLB Clangford 5/24/16

PROJECT No.: 1648045

# RECORD OF SONIC HOLE: MR-AP-MW-13D

SHEET 4 OF 4

LOCATION: Miller Ash Pond

DATUM: Ground Surface

N: 1314110.288 E: 2104848.862 Alabama State Plane West, US Survey Feet Zone: West

DRILLING DATE: January 20 - February 25, 2016

Survey Provided by: Ford Engineering Services, PLLC, Dated 5/20/2016

DRILLING CONTRACTOR: Cascade Drilling, L.P.

INCLINATION: -90° AZIMUTH: n/a

| DEPTH SCALE FEET | DRILLING RECORD | DESCRIPTION | ELEV. / DEPTH (ft) | RUN No. | INDICES: ROCK STRENGTH R5 R4 R3 R2 R1 | INDICES: WEATHERING W2 W3 W4 / ALTERATION 2 3 4 | RECOVERY: TOTAL CORE % 80 60 40 20 | RECOVERY: RQD % 80 60 40 20 | FRACTURE INDEX PER RUN | Jn | DISCONTINUITY DATA: DIP w.r.t. CORE AXIS (alpha) 0 30 60 90 | DISCONTINUITY DATA: TYPE AND SURFACE DESCRIPTION | JCON | Jr | Ja | Fault/Breccia/Gouge | Lost Core / Broken Core | PIEZOMETER, STANDPIPE OR THERMISTOR INSTALLATION |
|---|---|---|---|---|---|---|---|---|---|---|---|---|---|---|---|---|---|---|
| 120 | | Fresh, micaceous, dark gray, fine grained, strong, SANDSTONE [Pottsville Formation]. [BEDROCK] | 313.26 | 18 | | | | | 0 | | | 79 x Mech. FX parallel to bedding, Dip ~0 | | | | | | 120.20 |
| | | Slightly weathered, dark gray, weak, SILTSTONE/SHALE [Pottsville Formation]. [BEDROCK] *(continued)* | 121.60 | | | | | | 0 | | | | | | | | | 121.00 |
| | | Fresh, micaceous, dark gray, fine grained, strong, SANDSTONE [Pottsville Formation]. [BEDROCK] | | | | | | | 0 | | | | | | | | | 121.60 |
| | | Slightly weathered, gray, very fine grained, weak, MUDSTONE/SILTSTONE [Pottsville Formation] with inclusions of angular to subrounded QTZ clasts. [BEDROCK] | | | | | | | 0 | | | | | | | | | 123.20 |
| 125 | | | | | | | | | 0 | | | | | | | | | |
| | | | | | | | | | 0 | | | | | | | | | 126.00 |
| | | | | | | | | | 0 | | | | | | | | | |
| | | | | | | | | | 0 | | | | | | | | | |
| | | | | | | | | | 0 | | | | | | | | | |
| 130 | | | | | | | | | 0 | | | | | | | | | |
| | | | | 19 | | | | | 0 | | | 28 x Mech. FX parallel to bedding, Dip ~0 | | | | | | 130.70 |
| | | | 301.96 | | | | | | 0 | | | | | | | | | |
| | | Fresh, micaceous, gray, medium grained, strong, SANDSTONE [Pottsville Formation]. [BEDROCK] | 301.36 | | | | | | 0 | | | | | | | | | |
| | | | 300.96 | | | | | | 2 | | | JN,PL,Ro,- JN,PL,Ro,- | | | | | | |
| | | Fresh, micaceous, dark gray, fine grained, strong, SANDSTONE [Pottsville Formation]. [BEDROCK] | 133.80 | | | | | | 0 | | | | | | | | | |
| 135 | | | | | | | | | 0 | | | | | | | | | Hole Plug Bentonite Chips 3/8" |
| | | Fresh, micaceous, gray, medium grained, strong, SANDSTONE [Pottsville Formation]. [BEDROCK] | | | | | | | 0 | | | | | | | | | |
| | | | | | | | | | 0 | | | | | | | | | |
| | | | | | | | | | 0 | | | | | | | | | |
| | | | | | | | | | 0 | | | | | | | | | |
| 140 | | | | | | | | | 0 | | | | | | | | | |
| | | | | 20 | | | | | 0 | | | 26 x Mech. FX parallel to bedding, Dip ~0 | | | | | | |
| | | | 293.06 | | | | | | 0 | | | | | | | | | |
| | | Fresh, micaceous, dark gray, fine grained, strong, SANDSTONE [Pottsville Formation]. [BEDROCK] | 141.70 | | | | | | 0 | | | | | | | | | |
| | | | 290.86 | | | | | | 0 | | | | | | | | | |
| | | Fresh, micaceous, gray, medium grained, strong, SANDSTONE [Pottsville Formation]. [BEDROCK] | 143.90 | | | | | | 0 | | | | | | | | | 144.60 |
| 145 | | | | | | | | | 0 | | | | | | | | | 146.00 |
| | | | | | | | | | 0 | | | | | | | | | |
| | | | | | | | | | 0 | | | | | | | | | |
| | | | | 21 | | | | | 0 | | | | | | | | | |
| | | | 285.26 | | | | | | 0 | | | | | | | | | |
| 150 | | Fresh, micaceous, gray, medium grained, strong, SANDSTONE [Pottsville Formation] with subrounded Qtz inclusions. [BEDROCK] | 284.76 | | | | | | 0 | | | | | | | | | |
| | | | 284.26 | | | | | | | | | | | | | | | |
| | | | 283.76 | | | | | | | | | | | | | | | |
| | | | 151.00 | | | | | | | | | 37 x Mech. FX parallel to bedding, Dip ~0 | | | | | | |
| | | Fresh, micaceous, dark gray, fine grained, strong, SANDSTONE [Pottsville Formation]. [BEDROCK] | | | | | | | | | | | | | | | | |
| | | Fresh, micaceous, gray, medium grained, strong, SANDSTONE [Pottsville Formation]. [BEDROCK] | | | | | | | | | | | | | | | | |
| 155 | | End of Borehole. | | | | | | | | | | | | | | | | |
| 160 | | | | | | | | | | | | | | | | | | |

Refer to "Lithological and Geotechnical Soil and Rock Description Terminology" for accompanying legend and notes.

Track Mounted Sonic Drill (152mm) Sonic

DEPTH SCALE

1 in to 5 ft

Golder Associates

LOGGED: CAB

CHECKED: CDL

File:C:\GOLDER\MILLER\GINT\MILLER.GPJ Output Form:BC_DRILLHOLE (MINING STD) Template:BC REGION TEMPLATE BETA 2.GDT Library:BC REGION LIBRARY.GLB Clangford 5/24/16

PROJECT No.: 1648045

# RECORD OF SONIC HOLE: MR-AP-MW-13S

SHEET 1 OF 2

LOCATION: Miller Ash Pond

DATUM: Ground Surface

N: 1314114.769 E: 2104830.326 Alabama State Plane West, US Survey Feet Zone: West

DRILLING DATE: April 3-12, 2016

Survey Provided by: Ford Engineering Services, PLLC, Dated 5/20/2016

DRILLING CONTRACTOR: Cascade Drilling, L.P.

INCLINATION: -90° AZIMUTH: n/a

| DEPTH SCALE FEET | DRILLING RECORD | DESCRIPTION | SYMBOLIC LOG | ELEV. / DEPTH (ft) | RUN No. | Refer to "Lithological and Geotechnical Soil and Rock Description Terminology" for accompanying legend and notes. INDICES: ROCK STRENGTH R5 R4 R3 R2 R1; WEATHERING W2 W3 W4; ALTERATION 2 3 4 | RECOVERY: TOTAL CORE % 80 60 40 20; RQD % 80 60 40 20 | FRACTURE INDEX PER RUN | Jn | DISCONTINUITY DATA: DIP w.r.t. CORE AXIS (alpha) 0 30 60 90; TYPE AND SURFACE DESCRIPTION | JCON | Jr | Ja | Fault/Breccia/Gouge | Lost Core / Broken Core | PIEZOMETER, STANDPIPE OR THERMISTOR INSTALLATION |
|---|---|---|---|---|---|---|---|---|---|---|---|---|---|---|---|---|
| 0 | | Ground Surface | | 434.51 | | | | | | | | | | | | |
| | | (GP/SP) GRAVEL and SAND, fine to coarse, angular gravel and very fine to coarse, angular sand; some silt; reddish yellow to yellowish red; non-cohesive, wet, very loose. Poorly sorted due to weathering in situ. Soil to Saprolite transistion zone. [WEATHERED BEDROCK] | | 0.00 | | | | 0 | | | | | | | | Concrete Seal and Pad |
| | | | | 430.41 | | | | 0 | | | | | | | | |
| 5 | | Completely decomposed rock. Textures and beddings of parent rock are increasingly preserved with depth. FeOx staining and precipitation. [SAPROLITE/REGOLITH] [WEATHERED BEDROCK] | | 4.10 | | | | 0 | | | | | | | | |
| 10 | | | | | | | | 0 | | | | | | | | |
| 15 | | | | | | | | 0 | | | | | | | | Bentonite Grout Mix |
| 20 | | | | 414.51 | | | | 0 | | | | | | | | |
| | | Decomposed rock. Textures and beddings of parent rock are increasingly preserved with depth. FeOx staining and precipitation. [SAPROLITE] [WEATHERED BEDROCK] | | 20.00 | | | | 0 | | | | | | | | |
| 25 | | | | 408.01 | | | | 0 | | | | | | | | PelPlug Bentonite Pellets (5 gallons used) |
| | | COAL lense [Pottsville Formation]. [BEDROCK] | | 26.50 | | | | 0 | | | | | | | | |
| | | | | 406.51 | | | | 0 | | | | | | | | |
| | | Slightly weathered to fresh, gray, very fine grained, weak, CLAYSTONE/SILTSTONE [Pottsville Formation]. [BEDROCK] | | 28.00 | 5 | | | 0 | | >100 x Mech. FX parallel to bedding, Dip ~0 | | | | | 28.00 | GP#1 Filter Media Sand (5 x 50lb bags used) |
| 30 | | Fe stained from 32.8' to 33.8' bgs. | | | | | | 0 | | | | | | | 31.00 | |
| | | | | 402.01 | | | | 0 | | | | | | | 32.80 | |
| | | Fresh, micaceous, massive, gray, medium grained, strong, SANDSTONE [Pottsville Formation]. [BEDROCK] | | 32.50 | | | | 0 | | | | | | | 33.80 | 2" PVC Sch 40 0.010 Slot PrePack Threaded Screen |
| 35 | | | | 398.91 | | | | 0 | | | | | | | | |
| | | | | 35.60 | 6 | | | 0 | | >100 x Mech. FX parallel to bedding, Dip ~0 | | | | | 36.60 | |
| 40 | | | | | | | | 0 | | | | | | | | |
| | | *CONTINUED NEXT PAGE* | | | | | | | | | | | | | | |

Track Mounted Sonic Drill (152mm) Sonic

DEPTH SCALE

1 in to 5 ft

Golder Associates

LOGGED: CAB

CHECKED: CDL

File:C:\GOLDER\MILLER\GINT\MILLER.GPJ Output Form:BC_DRILLHOLE (MINING STD) Template:BC REGION TEMPLATE BETA 2.GDT Library:BC REGION LIBRARY.GLB Clangford 5/24/16

PROJECT No.: 1648045

# RECORD OF SONIC HOLE: MR-AP-MW-13S

SHEET 2 OF 2

LOCATION: Miller Ash Pond

DATUM: Ground Surface

N: 1314114.769 E: 2104830.326 Alabama State Plane West, US Survey Feet Zone: West

DRILLING DATE: April 3-12, 2016

Survey Provided by: Ford Engineering Services, PLLC, Dated 5/20/2016

DRILLING CONTRACTOR: Cascade Drilling, L.P.

INCLINATION: -90° AZIMUTH: n/a

| DEPTH SCALE FEET | DRILLING RECORD | DESCRIPTION | SYMBOLIC LOG | ELEV. / DEPTH (ft) | RUN No. | Refer to "Lithological and Geotechnical Soil and Rock Description Terminology" for accompanying legend and notes. | | | | | | | | | | | | | | | | | | | PIEZOMETER, STANDPIPE OR THERMISTOR INSTALLATION |
|---|---|---|---|---|---|---|---|---|---|---|---|---|---|---|---|---|---|---|---|---|---|---|---|---|---|
| | | | | | | INDICES | | | | | | | | | RECOVERY | | FRACTURE INDEX PER RUN | Jn | DISCONTINUITY DATA | | $J_{CON}$ | Jr | Ja | Fault/Breccia/Gouge | Lost Core / Broken Core | |
| | | | | | | ROCK STRENGTH R5 R4 R3 R2 R1 | WEATHERING W2 W3 W4 | ALTERATION 2 3 4 | | | | | | | TOTAL CORE % 80 60 40 20 | RQD % 80 60 40 20 | | | DIP w.r.t. CORE AXIS (alpha) 0 30 60 90 | TYPE AND SURFACE DESCRIPTION | | | | | | |
| 40 | Sonic | | | | | | | | | | | | | | | | 0 | | | | | | | | | GP#1 Filter Media Sand 41.00 |
| | | End of Borehole. | | | | | | | | | | | | | | | | | | | | | | | | |
| 45 | | | | | | | | | | | | | | | | | | | | | | | | | | |
| 50 | | | | | | | | | | | | | | | | | | | | | | | | | | |
| 55 | | | | | | | | | | | | | | | | | | | | | | | | | | |
| 60 | | | | | | | | | | | | | | | | | | | | | | | | | | |
| 65 | | | | | | | | | | | | | | | | | | | | | | | | | | |
| 70 | | | | | | | | | | | | | | | | | | | | | | | | | | |
| 75 | | | | | | | | | | | | | | | | | | | | | | | | | | |
| 80 | | | | | | | | | | | | | | | | | | | | | | | | | | |

DEPTH SCALE

1 in to 5 ft

Golder Associates

LOGGED: CAB

CHECKED: CDL

File:C:\GOLDER\MILLER\GINT\MILLER.GPJ Output Form:BC_DRILLHOLE (MINING STD) Template:BG REGION TEMPLATE BETA 2.GDT Library:BG REGION LIBRARY.GLB Clangford 5/24/16

PROJECT No.: 1648045

# RECORD OF SONIC HOLE: MR-AP-MW-14S

SHEET 1 OF 4

LOCATION: Miller Ash Pond

DATUM: Ground Surface

N: 1314759.424 E: 2104706.671 Alabama State Plane West, US Survey Feet Zone: West

DRILLING DATE: January 20 - February 26, 2016

Survey Provided by: Ford Engineering Services, PLLC, Dated 5/20/2016

DRILLING CONTRACTOR: Cascade Drilling, L.P.

INCLINATION: -90° AZIMUTH: n/a

| DEPTH SCALE FEET | DRILLING RECORD | DESCRIPTION | ELEV. / DEPTH (ft) | RUN No. | Refer to "Lithological and Geotechnical Soil and Rock Description Terminology" for accompanying legend and notes. | PIEZOMETER, STANDPIPE OR THERMISTOR INSTALLATION |
|---|---|---|---|---|---|---|
| | | | | | INDICES: ROCK STRENGTH R5 R4 R3 R2 R1; WEATHERING W2 W3 W4; ALTERATION 2 3 4 | |
| | | | | | RECOVERY: TOTAL CORE % 80 60 40 20; RQD % 80 60 40 20 | |
| | | | | | FRACTURE INDEX PER RUN; Jn | |
| | | | | | DISCONTINUITY DATA: DIP w.r.t. CORE AXIS (alpha) 0 30 60 90; TYPE AND SURFACE DESCRIPTION | |
| | | | | | Jcon; Jr; Ja | |
| | | | | | Fault/Breccia/Gouge; Lost Core; Broken Core | |
| 0 | | Ground Surface | 427.57 | | | |
| | | (GP/SP) GRAVEL and SAND; fine to coarse, angular gravel and very fine to coarse, angular sand; some silt; reddish yellow to yellowish red; non-cohesive, wet, very loose. Poorly sorted due to weathering in situ. Soil to Saprolite transistion zone. [WEATHERED BEDROCK] | 0.00 / 426.57 | | | Concrete Seal and Pad |
| | | Completely decomposed rock. Textures and beddings of parent rock are increasingly preserved with depth. FeOx staining and precipitation. [SAPROLITE/REGOLITH] [WEATHERED BEDROCK] | 1.00 / 413.57 | | | |
| 5 | Track Mounted Sonic Drill (12") Sonic | | | | | |
| 10 | | | | | | |
| 15 | | Slightly weathered to fresh, micaceous, dark gray, fine grained, medium strong, SANDSTONE [Pottsville Formation]. [BEDROCK] | 14.00 | 3 | 57 x Mech. FX parallel to bedding, Dip ~0 | 17.50 / 18.00 Bentonite Grout Mix |
| 20 | | | | 4 | 69 x Mech. FX parallel to bedding, Dip ~0 | |
| 25 | | Fe stained at 26.5' bgs. | 401.07 / 26.50 | | | |
| | Track Mounted Sonic Drill (152mm) Sonic | Slightly weathered to fresh, dark gray, weak, SILTSTONE/SHALE [Pottsville Formation]. [BEDROCK] | | 5 | 43 x Mech. FX parallel to bedding, Dip ~0 | |
| 30 | | Fe stained at 31.9' bgs. | | | | |
| 35 | | | | | | 35.60 PelPlug Bentonite Pellets (5 gallons used) |
| 40 | | *CONTINUED NEXT PAGE* | | | | 39.00 GP#1 Filter Media Sand (11 x 50lb bags used) |

DEPTH SCALE

1 in to 5 ft

LOGGED: CAB

CHECKED: CDL

Golder Associates

File:C:\GOLDER\MILLER\GINT\MILLER.GPJ Output Form:BC_DRILLHOLE (MINING STD) Template:BC REGION TEMPLATE BETA 2.GDT Library:BC REGION LIBRARY.GLB Clangford 5/24/16

PROJECT No.: 1648045

# RECORD OF SONIC HOLE: MR-AP-MW-14S

SHEET 2 OF 4

LOCATION: Miller Ash Pond

DATUM: Ground Surface

N: 1314759.424 E: 2104706.671 Alabama State Plane West, US Survey Feet Zone: West

DRILLING DATE: January 20 - February 26, 2016

Survey Provided by: Ford Engineering Services, PLLC, Dated 5/20/2016

DRILLING CONTRACTOR: Cascade Drilling, L.P.

INCLINATION: -90° AZIMUTH: n/a

Refer to "Lithological and Geotechnical Soil and Rock Description Terminology" for accompanying legend and notes.

| DEPTH SCALE FEET | DRILLING RECORD | DESCRIPTION | SYMBOLIC LOG | ELEV. / DEPTH (ft) | RUN No. | INDICES: ROCK STRENGTH R5 R4 R3 R2 R1 | INDICES: WEATHERING W2 W3 W4 / ALTERATION 2 3 4 | RECOVERY: TOTAL CORE % 80 60 40 20 | RECOVERY: RQD % 80 60 40 20 | FRACTURE INDEX PER RUN | Jn | DISCONTINUITY DATA: DIP w.r.t. CORE AXIS (alpha) 0 30 60 90 | DISCONTINUITY DATA: TYPE AND SURFACE DESCRIPTION | JCON | Jr | Ja | Fault/Breccia/Gouge | Lost Core / Broken Core | PIEZOMETER, STANDPIPE OR THERMISTOR INSTALLATION |
|---|---|---|---|---|---|---|---|---|---|---|---|---|---|---|---|---|---|---|---|
| 40 | | Slightly weathered to fresh, dark gray, weak, SILTSTONE/SHALE [Pottsville Formation]. [BEDROCK] *(continued)* | | | 6 | | | | | 0 | | | >100 x Mech. FX parallel to bedding, Dip ~0 | | | | | | 40.50 |
| | | | | | | | | | | 0 | | | | | | | | | |
| | | | | | | | | | | 0 | | | | | | | | | 41.90 |
| | | | | | | | | | | 0 | | | | | | | | | |
| | | | | | | | | | | 0 | | | | | | | | | |
| 45 | | | | 382.67 | | | | | | 0 | | | | | | | | | 2" PVC Sch 40 0.010 Slot PrePack Threaded Screen |
| | | Highly weathered, dark gray, extremely weak, SILTSTONE/SHALE [Pottsville Formation]. [BEDROCK] | | 44.90 / 381.57 | | | | | | 0 | | | | | | | | | 46.00 |
| | | Slightly weathered to fresh, dark gray, weak, SILTSTONE/SHALE [Pottsville Formation]. [BEDROCK] | | 46.00 | | | | | | 0 | | | | | | | | | |
| | | | | | | | | | | 0 | | | | | | | | | |
| | | | | 379.07 | | | | | | 0 | | | | | | | | | 48.00 |
| | | Slightly weathered to fresh, micaceous, dark gray, fine grained, medium strong, SANDSTONE [Pottsville Formation]. [BEDROCK] | | 48.50 | | | | | | 0 | | | | | | | | | 49.60 |
| 50 | | | | | 7 | | | | | 0 | | | >100 x Mech. FX parallel to bedding, Dip ~0 | | | | | | |
| | | | | | | | | | | 0 | | | | | | | | | |
| | | | | | | | | | | 0 | | | | | | | | | |
| | | | | | | | | | | 0 | | | | | | | | | |
| | | | | | | | | | | 0 | | | | | | | | | 53.40 |
| 55 | | | | 371.57 | | | | | | 0 | | | | | | | | | 56.00 |
| | | Fresh, micaceous, dark gray, fine grained, strong to medium strong, SANDSTONE [Pottsville Formation]. [BEDROCK] | | 56.00 | | | | | | 0 | | | | | | | | | GP#1 Filter Media Sand |
| | | | | | | | | | | 0 | | | | | | | | | |
| | | | | | | | | | | 0 | | | | | | | | | |
| | | | | | | | | | | 0 | | | | | | | | | |
| 60 | | | | | 8 | | | | | 0 | | | 78 x Mech. FX parallel to bedding, Dip ~0 | | | | | | |
| | | | | | | | | | | 0 | | | | | | | | | |
| | | | | | | | | | | 0 | | | | | | | | | |
| | | | | | | | | | | 0 | | | | | | | | | |
| | | | | | | | | | | 0 | | | | | | | | | |
| 65 | | | | | | | | | | 0 | | | | | | | | | |
| | | | | | | | | | | 0 | | | | | | | | | |
| | | | | | | | | | | 0 | | | | | | | | | |
| | | | | | | | | | | 0 | | | | | | | | | |
| | | | | | | | | | | 0 | | | | | | | | | |
| 70 | | | | | 9 | | | | | 0 | | | 41 x Mech. FX parallel to bedding, Dip ~0 | | | | | | Hole Plug Bentonite Chips 3/8" |
| | | | | | | | | | | 0 | | | | | | | | | |
| | | | | | | | | | | 0 | | | | | | | | | |
| | | | | | | | | | | 0 | | | | | | | | | |
| | | | | | | | | | | 0 | | | | | | | | | |
| 75 | | | | | | | | | | 0 | | | | | | | | | |
| | | | | | | | | | | 0 | | | | | | | | | |
| | | | | | | | | | | 0 | | | | | | | | | |
| | | | | | | | | | | 0 | | | | | | | | | |
| 80 | | | | | | | | | | 0 | | | | | | | | | |
| | | *CONTINUED NEXT PAGE* | | | | | | | | | | | | | | | | | |

Track Mounted Sonic Drill (152mm)

Sonic

DEPTH SCALE

1 in to 5 ft

LOGGED: CAB

CHECKED: CDL

Golder Associates

File:C:\GOLDER\MILLER\GINT\MILLER.GPJ Output Form:BC_DRILLHOLE (MINING STD) Template:BC REGION TEMPLATE BETA 2.GDT Library:BC REGION LIBRARY.GLB Clangford 5/24/16

PROJECT No.: 1648045

# RECORD OF SONIC HOLE: MR-AP-MW-14S

SHEET 3 OF 4

LOCATION: Miller Ash Pond

DATUM: Ground Surface

N: 1314759.424 E: 2104706.671 Alabama State Plane West, US Survey Feet Zone: West

DRILLING DATE: January 20 - February 26, 2016

Survey Provided by: Ford Engineering Services, PLLC, Dated 5/20/2016

DRILLING CONTRACTOR: Cascade Drilling, L.P.

INCLINATION: -90° AZIMUTH: n/a

Refer to "Lithological and Geotechnical Soil and Rock Description Terminology" for accompanying legend and notes.

| DEPTH SCALE FEET | DRILLING RECORD | DESCRIPTION | SYMBOLIC LOG | ELEV. / DEPTH (ft) | RUN No. | INDICES: ROCK STRENGTH R5 R4 R3 R2 R1 | INDICES: WEATHERING / ALTERATION W2 W3 W4 1 2 3 4 | RECOVERY: TOTAL CORE % 80 60 40 20 | RECOVERY: RQD % 80 60 40 20 | FRACTURE INDEX PER RUN | Jn | DISCONTINUITY DATA: DIP w.r.t. CORE AXIS (alpha) 0 30 60 90 | DISCONTINUITY DATA: TYPE AND SURFACE DESCRIPTION | Jcon | Jr | Ja | Fault/Breccia/Gouge | Lost Core / Broken Core | PIEZOMETER, STANDPIPE OR THERMISTOR INSTALLATION |
|---|---|---|---|---|---|---|---|---|---|---|---|---|---|---|---|---|---|---|---|
| 80 | | Fresh, micaceous, dark gray, fine grained, strong to medium strong, SANDSTONE [Pottsville Formation]. [BEDROCK] *(continued)* | | | 10 | | | | | 0 | | | 19 x Mech. FX parallel to bedding, Dip ~0 | | | | | | |
| 85 | | | | | | | | | | 0 | | | | | | | | 85.40 86.00 | |
| | | | | 338.37 | | | | | | 0 | | | | | | | | | |
| 90 | | Slightly weathered, dark gray, weak, SILTSTONE/SHALE [Pottsville Formation]. [BEDROCK] | | 337.57 90.00 | | | | | | 0 | | | | | | | | | |
| | | Fresh, micaceous, dark gray, fine grained, strong, SANDSTONE [Pottsville Formation]. [BEDROCK] | | | 11 | | | | | 0 | | | 19 x Mech. FX parallel to bedding, Dip ~0 | | | | | 91.70 | |
| 95 | | | | | | | | | | 0 | | | | | | | | 96.00 | |
| | | | | 329.17 | | | | | | 0 | | | | | | | | 97.00 98.20 | |
| | | Fresh, micaceous, massive bedded, gray, medium grained, strong, SANDSTONE [Pottsville Formation]. [BEDROCK] | | 98.40 | | | | | | 0 | | | | | | | | | Hole Plug Bentonite Chips 3/8" |
| 100 | Track Mounted Sonic Drill (152mm) Sonic | | | | 12 | | | | | 0 | | | 21 x Mech. FX parallel to bedding, Dip ~0 | | | | | | |
| 105 | | | | | | | | | | 0 | | | | | | | | 105.00 106.00 | |
| 110 | | | | | 13 | | | | | 0 | | | 51 x Mech. FX parallel to bedding, Dip ~0 | | | | | | |
| 115 | | | | 311.57 | | | | | | 0 | | | | | | | | 115.40 | |
| | | | | 116.00 | | | | | | | | | | | | | | 116.00 | |
| 120 | | *CONTINUED NEXT PAGE* | | | | | | | | | | | | | | | | | |

DEPTH SCALE

1 in to 5 ft

LOGGED: CAB

CHECKED: CDL

Golder Associates

File:C:\GOLDER\MILLER\GINT\MILLER.GPJ Output Form:BC_DRILLHOLE (MINING STD) Template:BC REGION TEMPLATE BETA 2.GDT Library:BC REGION LIBRARY.GLB Clangford 5/24/16

PROJECT No.: 1648045

# RECORD OF SONIC HOLE: MR-AP-MW-14S

SHEET 4 OF 4

LOCATION: Miller Ash Pond

DATUM: Ground Surface

N: 1314759.424 E: 2104706.671 Alabama State Plane West, US Survey Feet Zone: West

DRILLING DATE: January 20 - February 26, 2016

Survey Provided by: Ford Engineering Services, PLLC, Dated 5/20/2016

DRILLING CONTRACTOR: Cascade Drilling, L.P.

INCLINATION: -90° AZIMUTH: n/a

| DEPTH SCALE FEET | DRILLING RECORD | DESCRIPTION | SYMBOLIC LOG | ELEV. / DEPTH (ft) | RUN No. | Refer to "Lithological and Geotechnical Soil and Rock Description Terminology" for accompanying legend and notes. | PIEZOMETER, STANDPIPE OR THERMISTOR INSTALLATION |
|---|---|---|---|---|---|---|---|
| | | | | | | INDICES: ROCK STRENGTH R5 R4 R3 R2 R1; WEATHERING W2 W3 W4; ALTERATION 2 3 4 — RECOVERY: TOTAL CORE % 80 60 40 20; RQD % 80 60 40 20 — FRACTURE INDEX PER RUN — Jn — DISCONTINUITY DATA: DIP w.r.t. CORE AXIS (alpha) 0 30 60 90; TYPE AND SURFACE DESCRIPTION — Jcon — Jr — Ja — Fault/Breccia/Gouge — Lost Core — Broken Core | |
| 120 | | | | | | | |
| 125 | Track Mounted Sonic Drill (152mm) Sonic | | | | | | Hole Plug Bentonite Chips 3/8" |
| 130 | | End of Borehole. | | | | | |
| 135 | | | | | | | |
| 140 | | | | | | | |
| 145 | | | | | | | |
| 150 | | | | | | | |
| 155 | | | | | | | |
| 160 | | | | | | | |

DEPTH SCALE

1 in to 5 ft

Golder Associates

LOGGED: CAB

CHECKED: CDL

File:C:\GOLDER\MILLER\GINT\MILLER.GPJ Output Form:BC_DRILLHOLE (MINING STD) Template:BC REGION TEMPLATE BETA 2.GDT Library:BC REGION LIBRARY.GLB Clangford 5/24/16

# GEOPHYSICAL RECORD OF BOREHOLE: MRAP-MW27H

**Plant Miller - CCR Delineation Wells**

GOLDER

Project Number: 19131305

Client: Southern Company Services

Southern Company

Date: 12-7-2019

| | |
|---|---|
| Location: Quinton, Al | TOC Elev msl: na |
| Easting: na | Casing Stick-up: 1.92 ft ags |
| Northing: na | Casing Diameter: 6.625 in ID |
| Ground Elev msl: na | Casing Material: Steel |
| Borehole Dip: vertical | Water Level: 147.5 ft bgs rising |
| Borehole Az: na | Logged By: BA |
| Borehole Size: 6" AH | Log Depth Ref: Ground Surface |
| Drilled Depth: 400 ft BGS | Log Date: 12/7/2019 |
| Drill Comp Date: 12-6-19 | Image Plot(s) Ref: MN |
| Casing Depth: 43.5 ft bgs | Dip Referenced to Horizontal |

Notes: Could no get an accurate water level reading, water & material entering BH from above the water level.
Because of material falling no ABI run.

Tools used were:
QL40-FTC sn 5518
QL40 Caliper sn 5521
40-LGR-Gamma & SPR sn 5809
ATV ABI40 sn162305

Caliper 5 in 7 | Depth 1ft:170ft | Gamma 0 CPS 200 | SPR 150 Ohms 250 | Fluid Temperature 16 'C 17 | Fluid Conductivity 0 uS/cm 400

Caliper
5 in 7

Depth
1ft:170ft

Gamma
0 CPS 200

SPR
150 Ohms 250

Fluid Temperature
16 'C 17

Fluid Conductivity
0 uS/cm 400

180 185 190 195 200 205 210 215 220 225 230 235 240 245 250 255 260 265 270 275 280 285 290 295 300 305 310 315 320 325 330 335 340 345 350 355 360 365 370 375 380 385 390 395

# GEOPHYSICAL RECORD OF BOREHOLE: MRAP-MW27H

**Plant Miller - CCR Delineation Wells**

GOLDER

Project Number: 19131305

Client: Southern Company Services

Southern Company

Date: 12-7-2019

| | |
|---|---|
| Location: Quinton, Al | TOC Elev msl: na |
| Easting: na | Casing Stick-up: 1.92 ft ags |
| Northing: na | Casing Diameter: 6.625 in ID |
| Ground Elev msl: na | Casing Material: Steel |
| Borehole Dip: vertical | Water Level: 147.5 ft bgs rising |
| Borehole Az: na | Logged By: BA |
| Borehole Size: 6" AH | Log Depth Ref: Ground Surface |
| Drilled Depth: 400 ft BGS | Log Date: 12/7/2019 |
| Drill Comp Date: 12-6-19 | Image Plot(s) Ref: MN |
| Casing Depth: 43.5 ft bgs | Dip Referenced to Horizontal |

Notes: Could no get an accurate water level reading, water & material entering BH from above the water level.
Because of material falling no ABI run.

Tools used were:
QL40-FTC sn 5518
QL40 Caliper sn 5521
40-LGR-Gamma & SPR sn 5809
ATV ABI40 sn162305

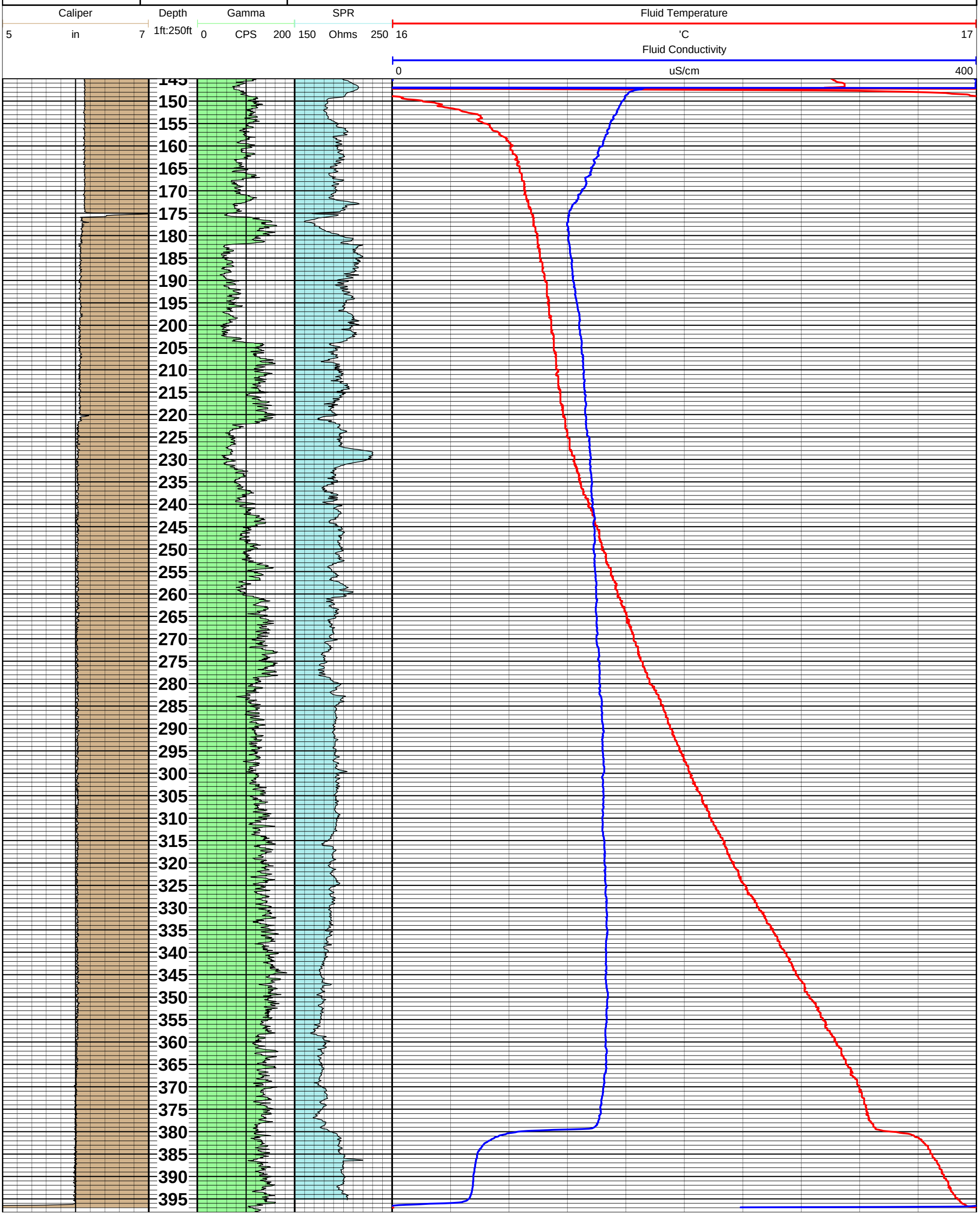

# Well Installation Field Log

| | | | | | |
|---|---|---|---|---|---|
| Project Name: | Plant Miller CCR Delineation | Date Started: | 12/3/2019 | Date Completed: | 12/6/2019 |
| Borehole/Well No: | MR-AP-MW-27H | Northing (ft): | 1314163.79 | Easting (ft): | 2105289.04 |
| Plant Name: | Plant Miller | Latitude: | 33.61184324 | Longitude: | -87.0507036 |
| Plant Address: | 4250 Porter Road Quinton, AL | Location Datum: | AL NAD83 | Elevation Datum: | MSL |
| Project & Task Number: | APC716737 | Surface/ Ground Elevation: | 472.42 | Stickup (ft, ags): | 2.6 |
| Goals/Task: | Delineation Well Installation | Borehole Diameter (in): | 6.0 | Borehole Depth (ft, bgs): | 400.5 |
| Drilling Company: | Cascade | Well Casing Diameter (in): | 2.0 | Well Depth (ft, bgs): | 385.0 |
| Drilling Equipment/Rig Type: | Truck Mounted Sonic Rig | Top of Casing elev (ft): | 475.06 | Screen length (ft): | 10.0 |
| Drilling Method: | Air Hammer | DTW at Completion (ft, bgs): | 64.76 | | |
| Sampling Method: | NS | | | | |
| Prepared By: | Scott Baxter | | | | |
| Reviewed By: | Brandon Coates | | | | |

***Not to Scale**

**Depth (feet)**

**Well Construction**

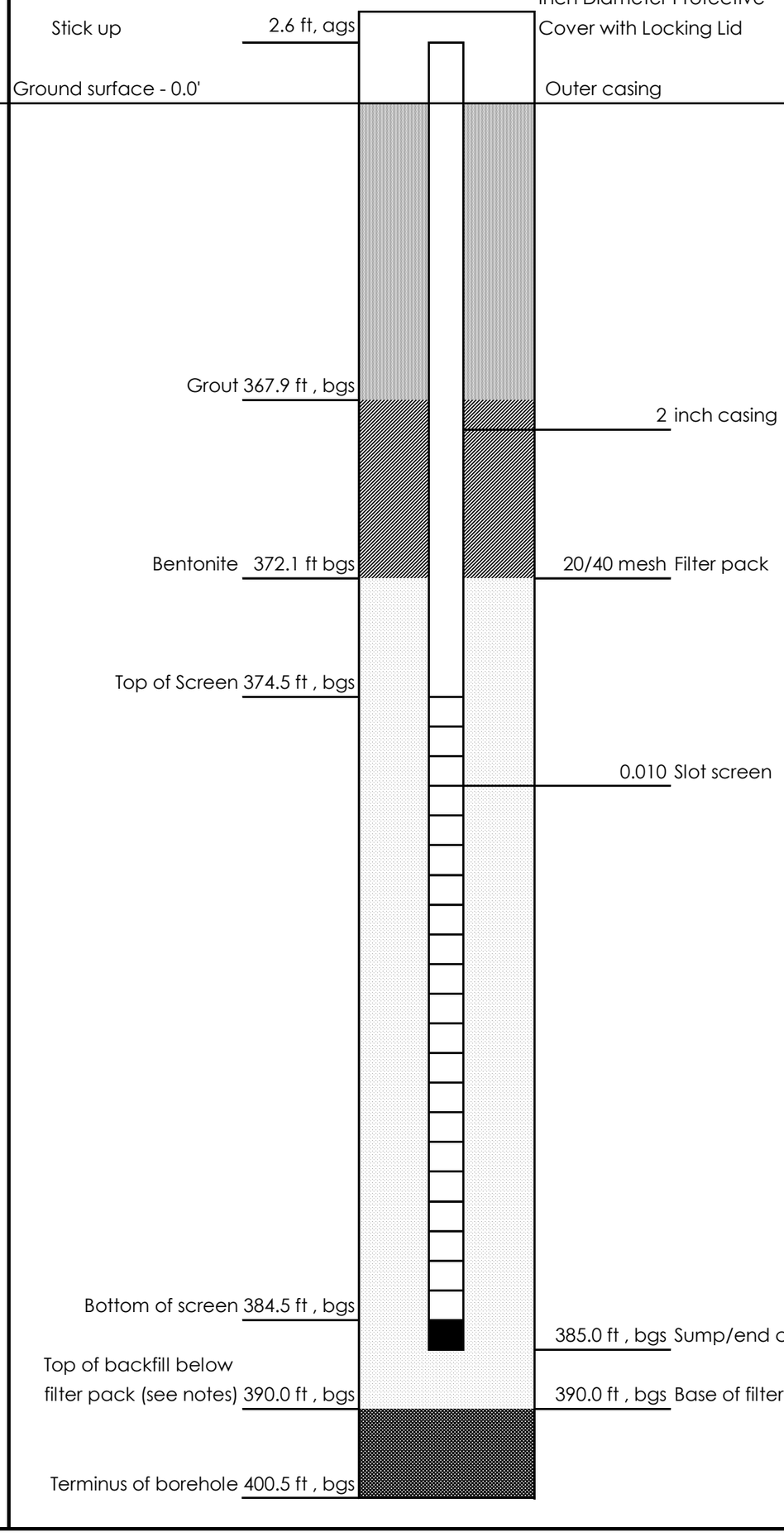


**Materials Inventory**

Stick up: 2.6 ft, ags

Casing Type (steel or PVC, schedule 40 or 80):
PVC Schedule 40

Casing
Top: 0.5 ft, ags Bottom: 374.5 ft, bgs

Screen Type:
4"ID x 2"ID U-pack

Screen Slot Size:
0.010"

Screen
Top: 374.5 ft, bgs Bottom: 384.5 ft, bgs

Sump/end cap
Top: 384.5 ft, bgs Bottom: 385.0 ft, bgs

Grout Quantity:
483 gallons

Grout Type:
BAROID AQUA GARD

Grout
Top: 0.5 ft, bgs Bottom: 367.9 ft, bgs

Bentonite Type:
Pel Plug 1/4" Coated Pellets

Bentonite Seal
Top: 367.9 ft, bgs Bottom: 372.1 ft, bgs

Filter Pack - Pre-pack and Annular Space
Type (manufacturer, size):
20/40 Mesh

Filter Pack:
Top: 372.1 ft, bgs Bottom: 390.0 ft, bgs

Notes: Bentonite seal hydrated 4-hours prior to grout backfill placed.
DTW = 2-5-20 at time of development
NS = No samples were collected

Backfill below sand pack: Borng backfilled with 10.5 feet of
Pel Plug 1/4" Coated Pellets

# GEOPHYSICAL RECORD OF BOREHOLE: MRAP-MW29H

**Plant Miller - CCR Delineation Wells**

GOLDER

Project Number: 19131305

Client: Southern Company Services

Southern Company

Date: 12-3-2019

| | |
|---|---|
| Location: Quinton, Al | TOC Elev msl: na |
| Easting: na | Casing Stick-up: 1.4 ft ags |
| Northing: na | Casing Diameter: 6.625 in ID |
| Ground Elev msl: na | Casing Material: Steel |
| Borehole Dip: vertical | Water Level: 167.6 ft bgs |
| Borehole Az: na | Logged By: BA |
| Borehole Size: 6" AH | Log Depth Ref: Ground Surface |
| Drilled Depth: 300 ft BGS | Log Date: 12/3/2019 |
| Drill Comp Date: 12-3-19 | Image Plot(s) Ref: MN |
| Casing Depth: 163 ft bgs | Dip Referenced to Horizontal |

Notes:

Tools used were:
QL40-FTC sn 5518
QL40 Caliper sn 5521
40-LGR-Gamma & SPR sn 5809
ATV ABI40 sn162305

Caliper 5 in 7 | Depth 1ft:150ft | Gamma 0 CPS 200 | SPR 480 Ohms 580 | Apparent RH 0 % 100 | Fluid Temperature 16 'C 18 | Fluid Conductivity 300 uS/cm 2300 | Amplitude-NM 0° 90° 180° 270° 0°

5 10 15 20 25 30 35 40 45 50 55 60 65 70 75 80 85 90 95 100 105 110 115 120 125 130 135 140 145 150 155

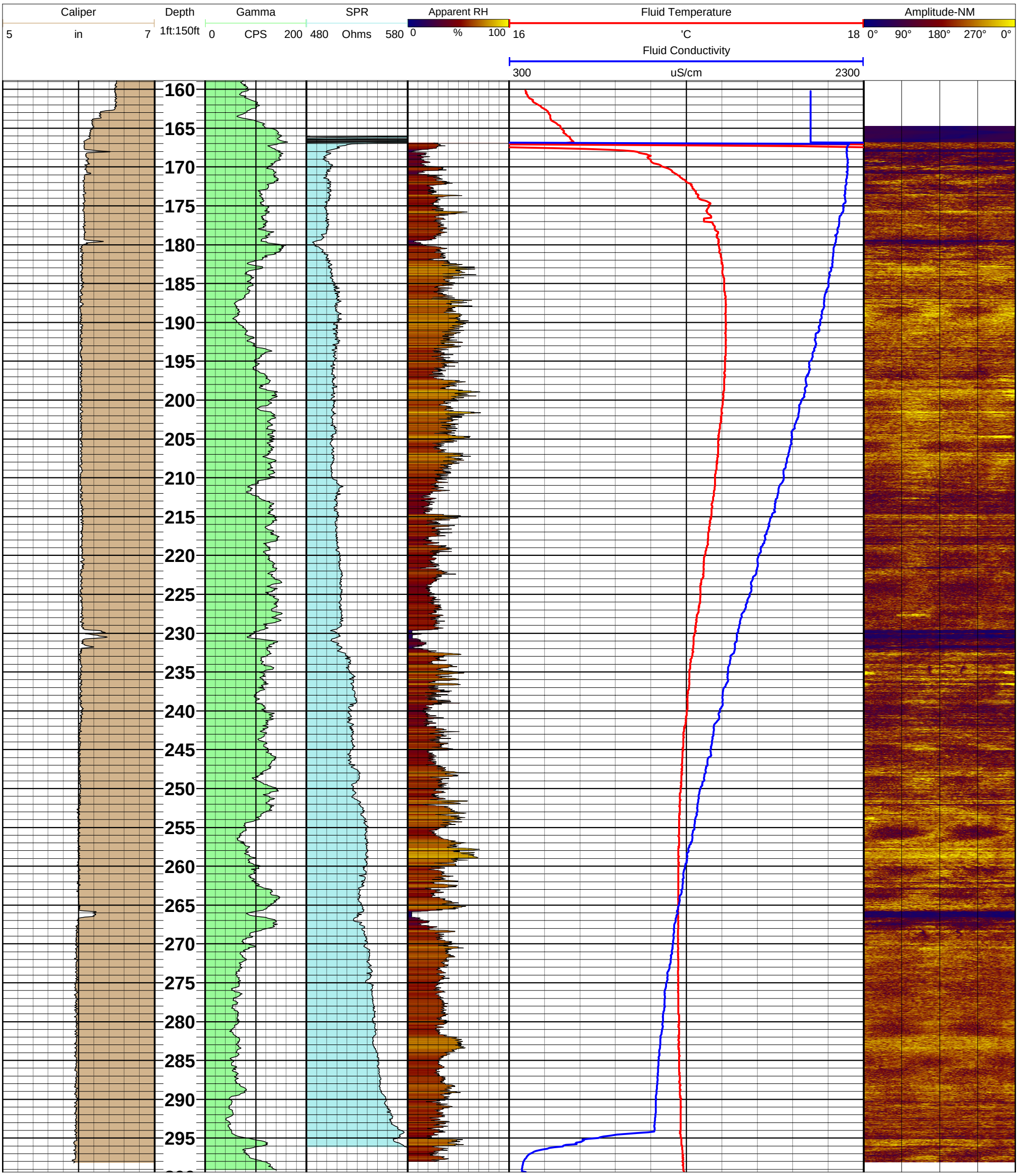
Caliper
5
in
7
Depth
1ft:150ft
Gamma
0
CPS
200
SPR
480
Ohms
580
Apparent RH
0
%
100
Fluid Temperature
16
'C
18
Amplitude-NM
0°
90°
180°
270°
0°
Fluid Conductivity
300
uS/cm
2300
160
165
170
175
180
185
190
195
200
205
210
215
220
225
230
235
240
245
250
255
260
265
270
275
280
285
290
295

# GEOPHYSICAL RECORD OF BOREHOLE: MRAP-MW29H

**Plant Miller - CCR Delineation Wells**

GOLDER

Project Number: 19131305

Client: Southern Company Services

Southern Company

Date: 12-5-2019

| | |
|---|---|
| Location: Quinton, Al | TOC Elev msl: na |
| Easting: na | Casing Stick-up: 1.4 ft ags |
| Northing: na | Casing Diameter: 6.625 in ID |
| Ground Elev msl: na | Casing Material: Steel |
| Borehole Dip: vertical | Water Level: 222.7 ft bgs rising |
| Borehole Az: na | Logged By: BA |
| Borehole Size: 6" AH | Log Depth Ref: Ground Surface |
| Drilled Depth: 400 ft BGS | Log Date: 12/3&5/2019 |
| Drill Comp Date: 12-3-19 | Image Plot(s) Ref: MN |
| Casing Depth: 163 ft bgs | Dip Referenced to Horizontal |

Notes: Hole drilled deeper to 400 ft on 12-5-19

Tools used were:
QL40-FTC sn 5518
QL40 Caliper sn 5521
40-LGR-Gamma & SPR sn 5809
ATV ABI40 sn162305

Caliper: 5 in 7

Depth: 1ft:180ft

Gamma: 0 CPS 200

SPR-1: 480 Ohms 580

SPR-2: 300 Ohms 400

Apparent RH: 0 % 100

Fluid Temperature-1: 16 'C 18

Fluid Conductivity-1: 300 uS/cm 2300

Fluid Temperature-2: 16 'C 18

Fluid Conductivity-2: 300 uS/cm 2300

Amplitude-NM: 0° 90° 180° 270° 0°

5 10 15 20 25 30 35 40 45 50 55 60 65 70 75 80 85 90 95 100 105 110 115 120 125 130 135 140 145 150 155 160 165 170 175

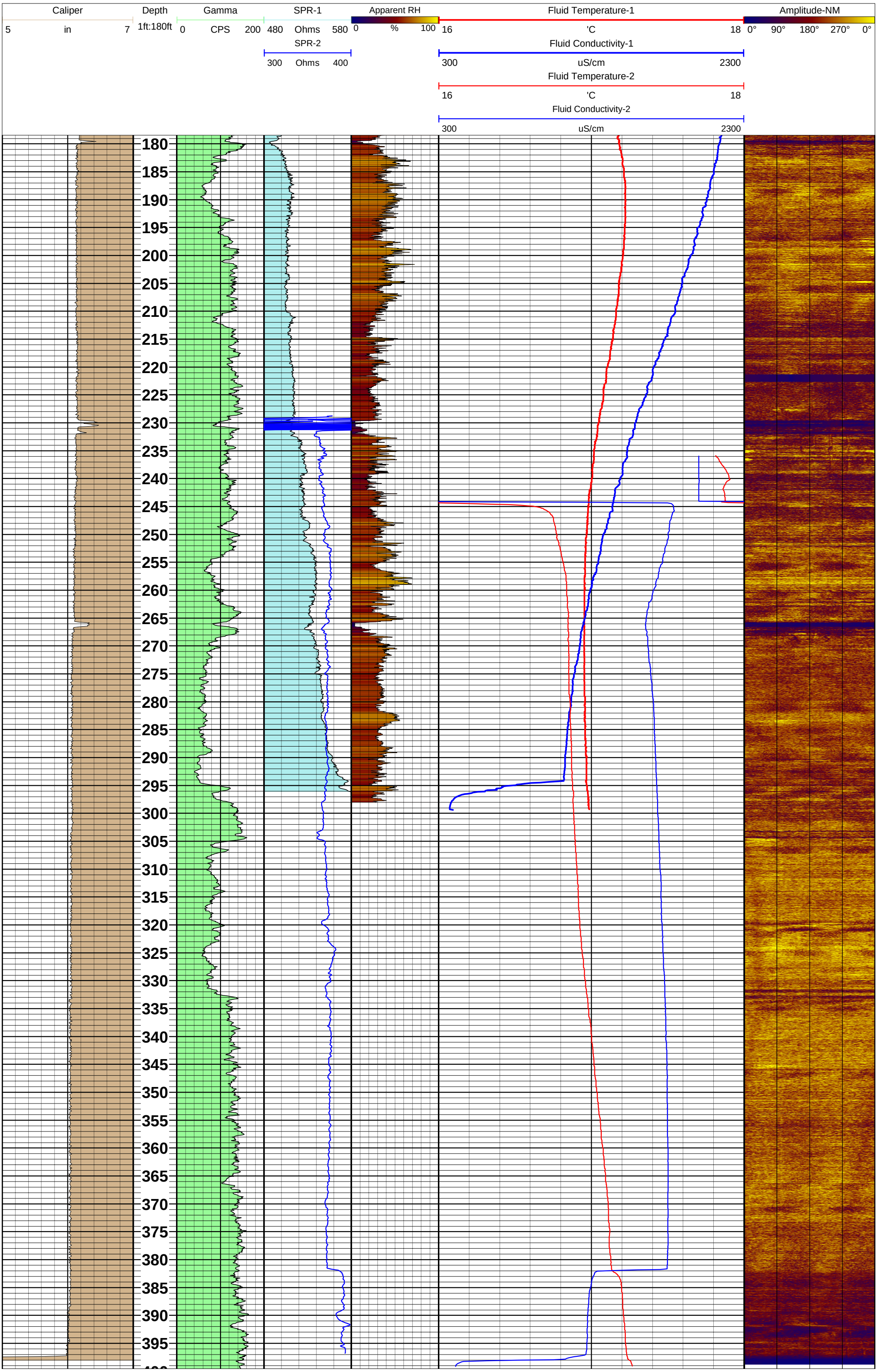
Caliper
5
in
7
Depth
1ft:180ft
Gamma
0
CPS
200
SPR-1
480
Ohms
580
SPR-2
300
Ohms
400
Apparent RH
0
%
100
Fluid Temperature-1
16
'C
18
Fluid Conductivity-1
300
uS/cm
2300
Fluid Temperature-2
16
'C
18
Fluid Conductivity-2
300
uS/cm
2300
Amplitude-NM
0°
90°
180°
270°
0°
180
185
190
195
200
205
210
215
220
225
230
235
240
245
250
255
260
265
270
275
280
285
290
295
300
305
310
315
320
325
330
335
340
345
350
355
360
365
370
375
380
385
390
395

# Well Installation Field Log

| | | | | | |
|---|---|---|---|---|---|
| Project Name: | Plant Miller CCR Delineation | Date Started: | 12/4/2019 | Date Completed: | 12/4/2019 |
| Borehole/Well No: | MR-AP-MW-29H | Northing (ft): | 1312598.60 | Easting (ft): | 2105730.89 |
| Plant Name: | Plant Miller | Latitude: | 33.60753659 | Longitude: | -87.04927472 |
| Plant Address: | 4250 Porter Road Quinton, AL | Location Datum: | AL NAD83 | Elevation Datum: | MSL |
| Project & Task Number: | APC716737 | Surface/ Ground Elevation: | 512.14 | Stickup (ft, ags): | 2.8 |
| Goals/Task: | Delineation Well Installation | Borehole Diameter (in): | 6.0 | Borehole Depth (ft, bgs): | 400.5 |
| Drilling Company: | Cascade | Well Casing Diameter (in): | 2.0 | Well Depth (ft, bgs): | 382.0 |
| Drilling Equipment/Rig Type: | Truck Mounted Sonic Rig | Top of Casing elev (ft): | 514.96 | Screen length (ft): | 10.0 |
| Drilling Method: | Air Hammer | DTW at Completion (ft, bgs): | 166.40 (See Note) | | |
| Sampling Method: | NS | | | | |
| Prepared By: | Scott Baxter | | | | |
| Reviewed By: | Brandon Coates | | | | |

***Not to Scale**

**Depth (feet)**

**Well Construction**

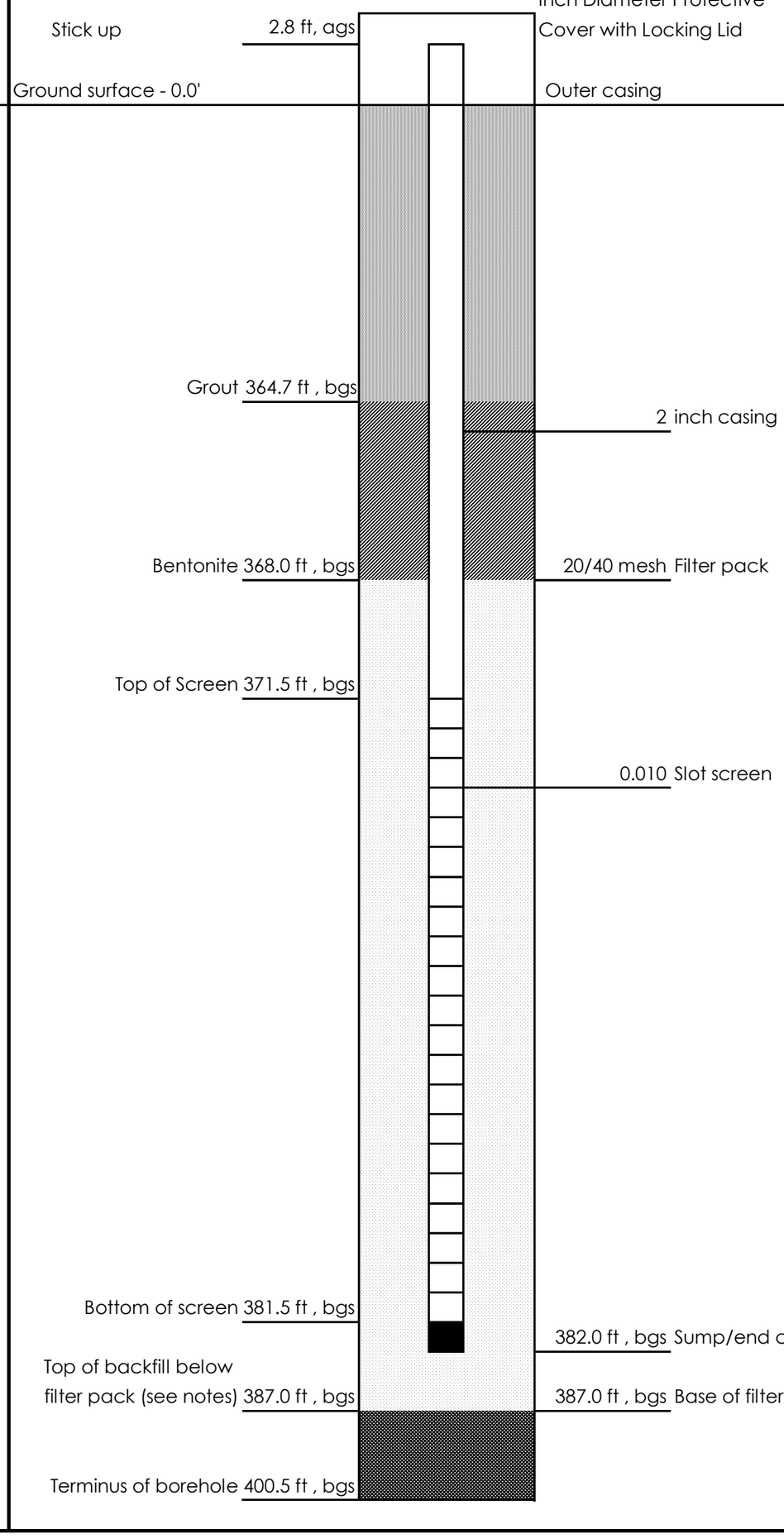


**Materials Inventory**

Stick up: 2.8 ft, ags

Casing Type (steel or PVC, schedule 40 or 80):
PVC Schedule 40

Casing
Top: 0.5 ft, ags Bottom: 371.5 ft, bgs

Screen Type:
4"ID x 2"ID U-pack

Screen Slot Size:
0.010"

Screen
Top: 371.5 ft, bgs Bottom: 381.5 ft, bgs

Sump/end cap
Top: 381.5 ft, bgs Bottom: 382.0 ft, bgs

Grout Quantity:
479 gallons

Grout Type:
BAROID AQUA GARD

Grout
Top: 0.5 ft, bgs Bottom: 364.7 ft, bgs

Bentonite Type:
Pel Plug 1/4" Coated Pellets

Bentonite Seal
Top: 364.7 ft, bgs Bottom: 368.0 ft, bgs

Filter Pack - Pre-pack and Annular Space
Type (manufacturer, size):
20/40 Mesh

Filter Pack:
Top: 368.0 ft, bgs Bottom: 387.0 ft, bgs

Notes: Bentonite seal hydrated 4-hours prior to grout backfill placed.
DTW = 2-3-20 at time of development
NS = No samples were collected

Backfill below sand pack: Boring backfilled with 13.5 feet of
Pel Plug 1/4" Coated Pellets

# GEOPHYSICAL RECORD OF BOREHOLE: MRAP-MW36H

**Plant Miller - CCR Delineation Wells**

GOLDER

Project Number: 19131305

Client: Southern Company Services

Southern Company

Date: 12-11-2019

| | |
|---|---|
| Location: Quinton, Al | TOC Elev msl: na |
| Easting: na | Casing Stick-up: 1.15 ft ags |
| Northing: na | Casing Diameter: 6.625 in ID |
| Ground Elev msl: na | Casing Material: Steel |
| Borehole Dip: vertical | Water Level: 371.7 ft bgs |
| Borehole Az: na | Logged By: BA |
| Borehole Size: 6" AH | Log Depth Ref: Ground Surface |
| Drilled Depth: 400 ft BGS | Log Date: 12/9-11/2019 |
| Drill Comp Date: 12-09-19 | Image Plot(s) Ref: MN |
| Casing Depth: 18.5 ft bgs | Dip Referenced to Horizontal |

Notes:

Tools used were:
QL40-FTC sn 5518
QL40 Caliper sn 5521
40-LGR-Gamma & SPR sn 5809
ATV ABI40 sn162305

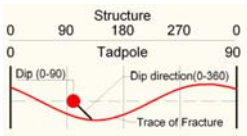


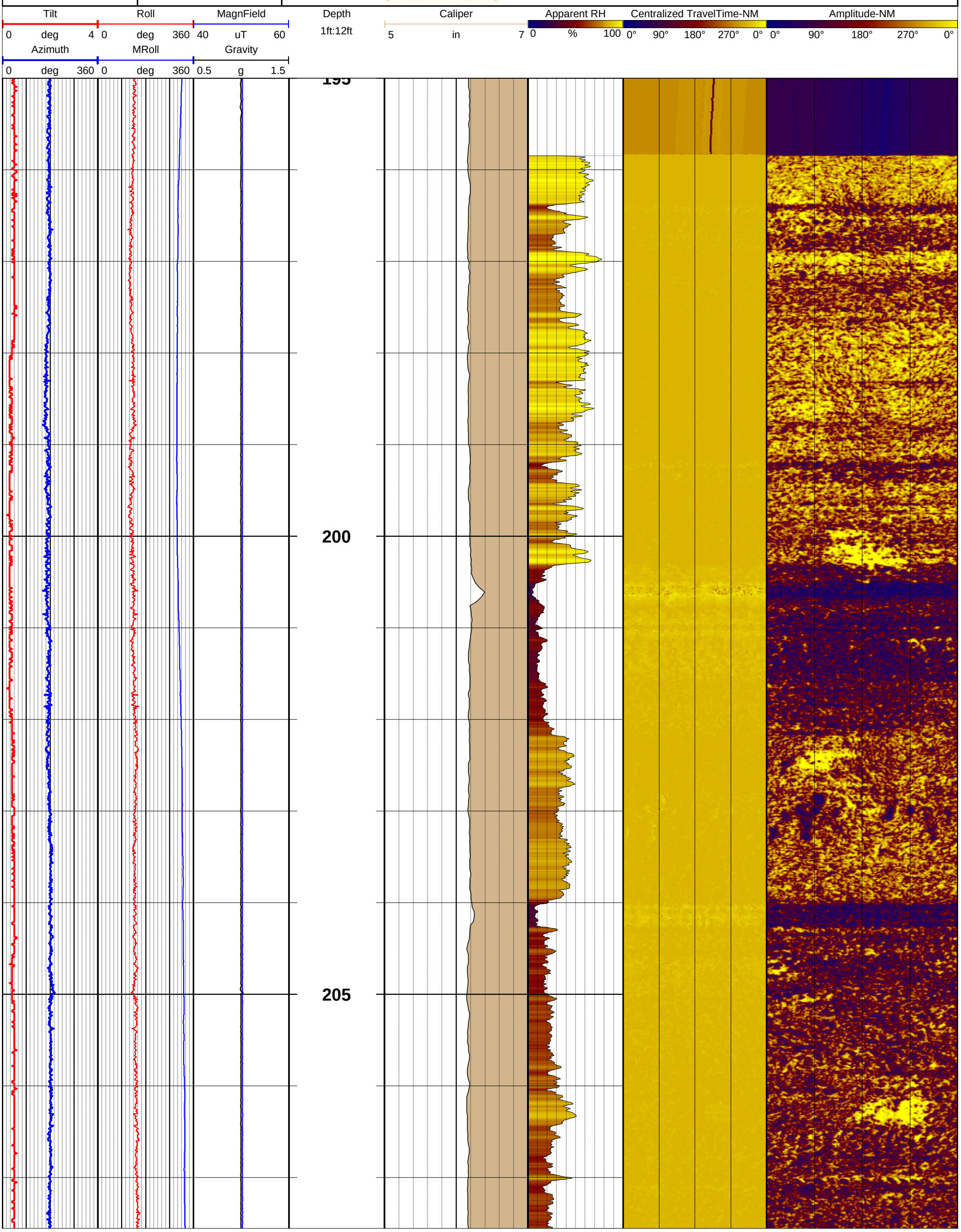

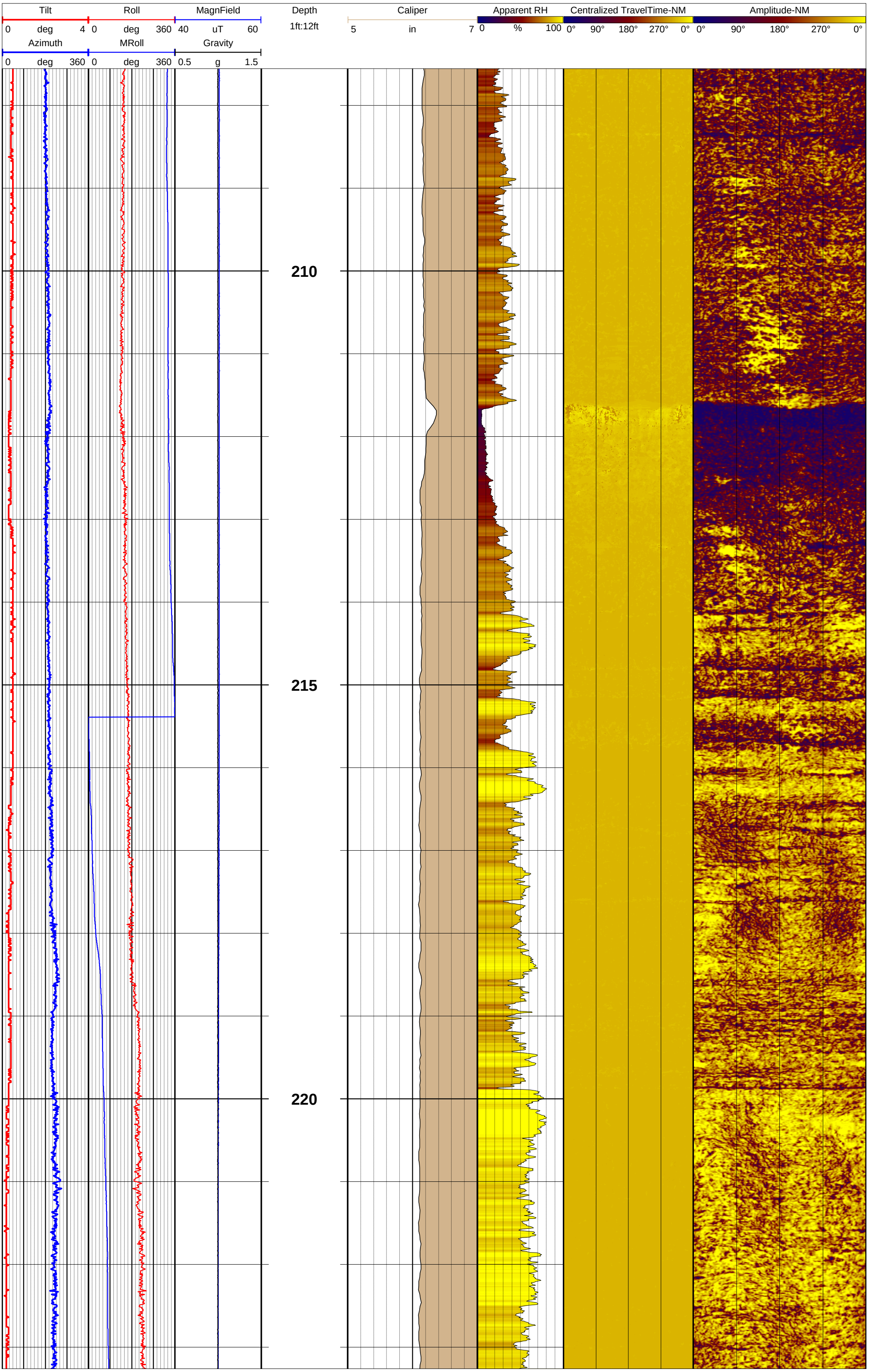
Tilt
0 deg 4
Roll
0 deg 360
MagnField
40 uT 60
Azimuth
0 deg 360
MRoll
0 deg 360
Gravity
0.5 g 1.5
Depth
1ft:12ft
Caliper
5 in 7
Apparent RH
0 % 100
Centralized TravelTime-NM
0° 90° 180° 270° 0°
Amplitude-NM
0° 90° 180° 270° 0°
210
215
220

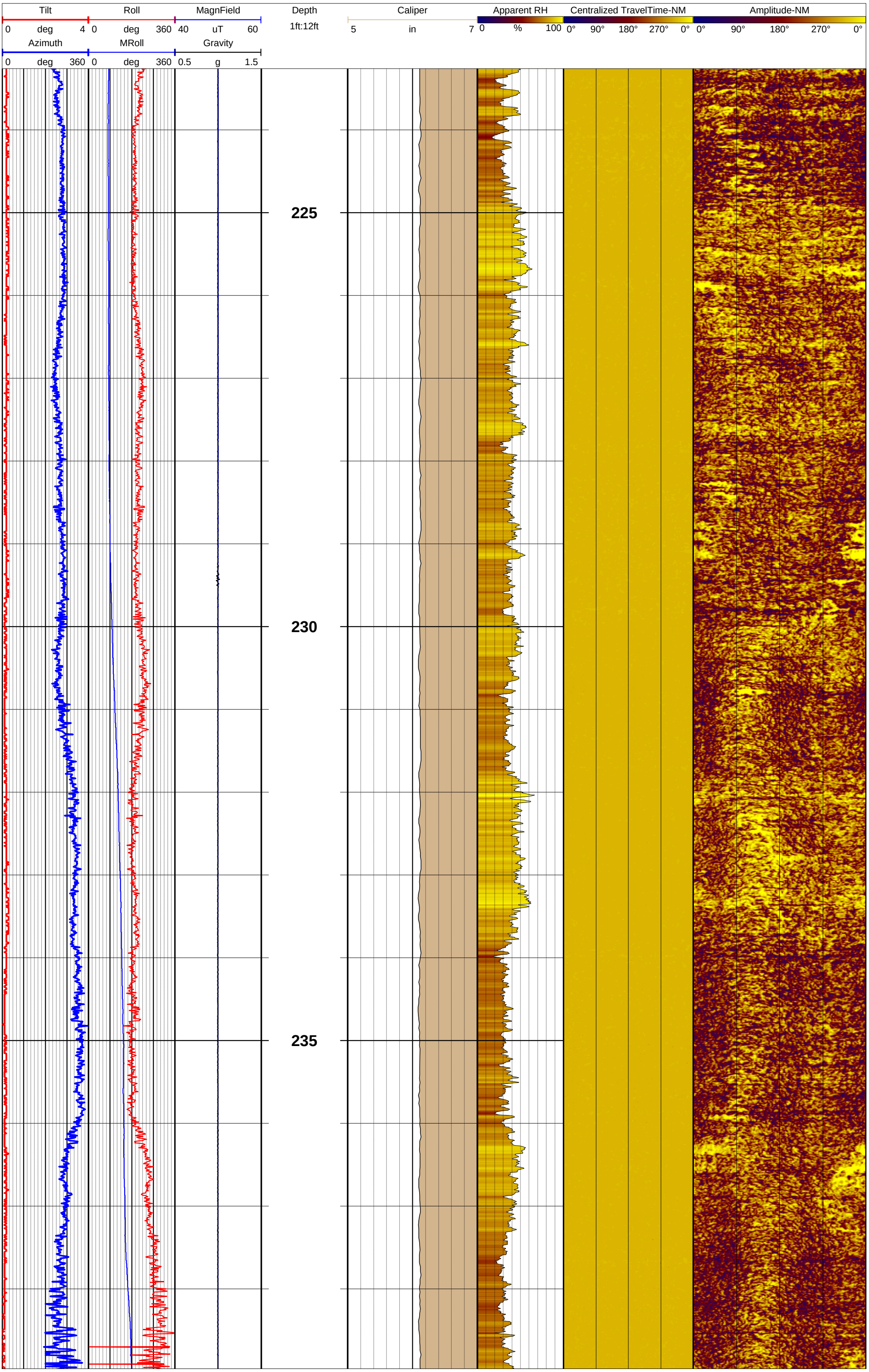
Tilt
0 deg 4
Roll
0 deg 360
MagnField
40 uT 60
Azimuth
0 deg 360
MRoll
0 deg 360
Gravity
0.5 g 1.5
Depth
1ft:12ft
Caliper
5 in 7
Apparent RH
0 % 100
Centralized TravelTime-NM
0° 90° 180° 270° 0°
Amplitude-NM
0° 90° 180° 270° 0°
225
230
235

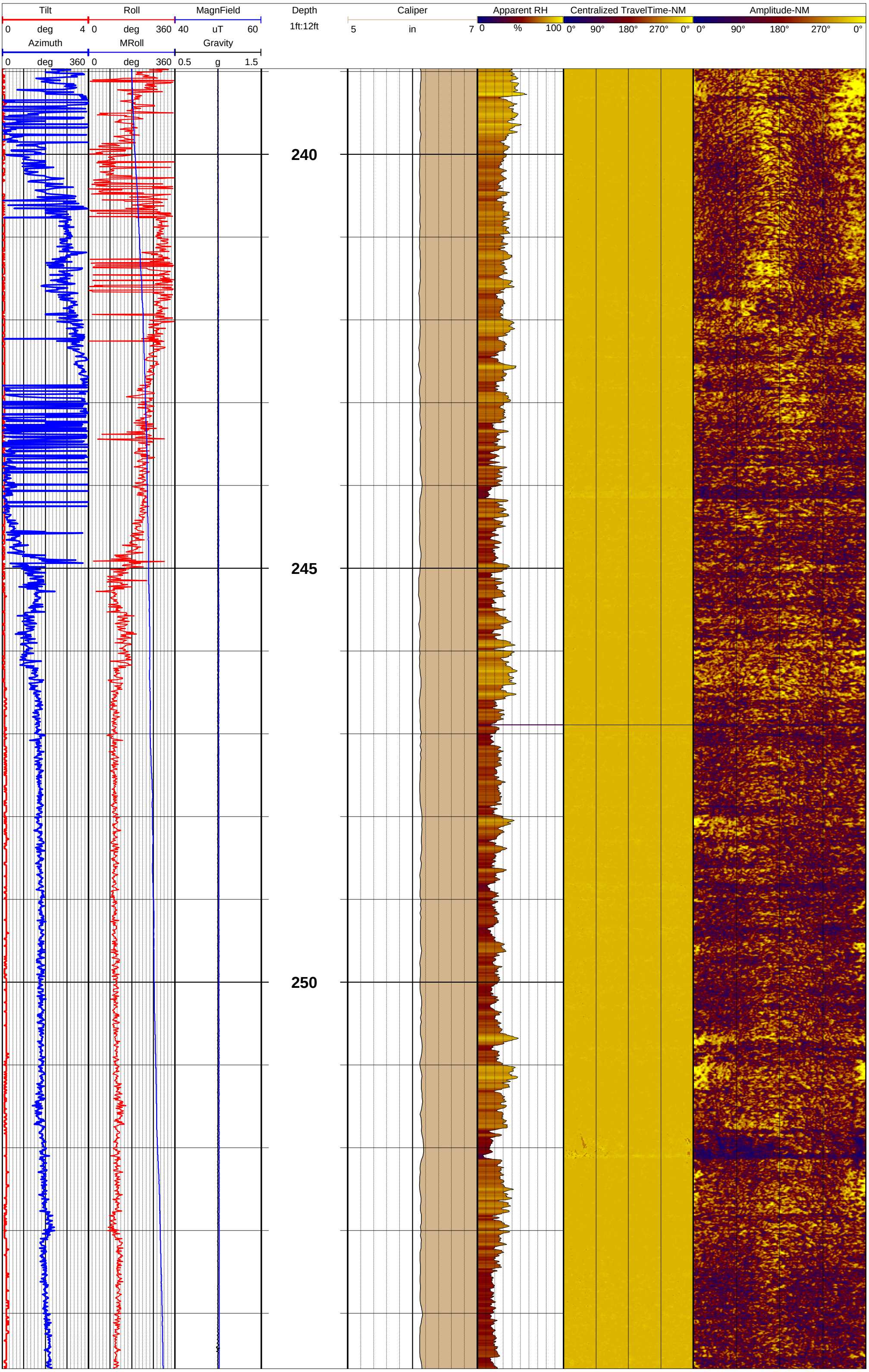
Tilt
0 deg 4
Roll
0 deg 360
MagnField
40 uT 60
Azimuth
0 deg 360
MRoll
0 deg 360
Gravity
0.5 g 1.5
Depth
1ft:12ft
240
245
250
Caliper
5 in 7
Apparent RH
0 % 100
Centralized TravelTime-NM
0° 90° 180° 270° 0°
Amplitude-NM
0° 90° 180° 270° 0°

Tilt 0 deg 4 | Roll 0 deg 360 | MagnField 40 uT 60 | Depth 1ft:12ft | Caliper 5 in 7 | Apparent RH 0 % 100 | Centralized TravelTime-NM 0° 90° 180° 270° 0° | Amplitude-NM 0° 90° 180° 270° 0°

Azimuth 0 deg 360 | MRoll 0 deg 360 | Gravity 0.5 g 1.5

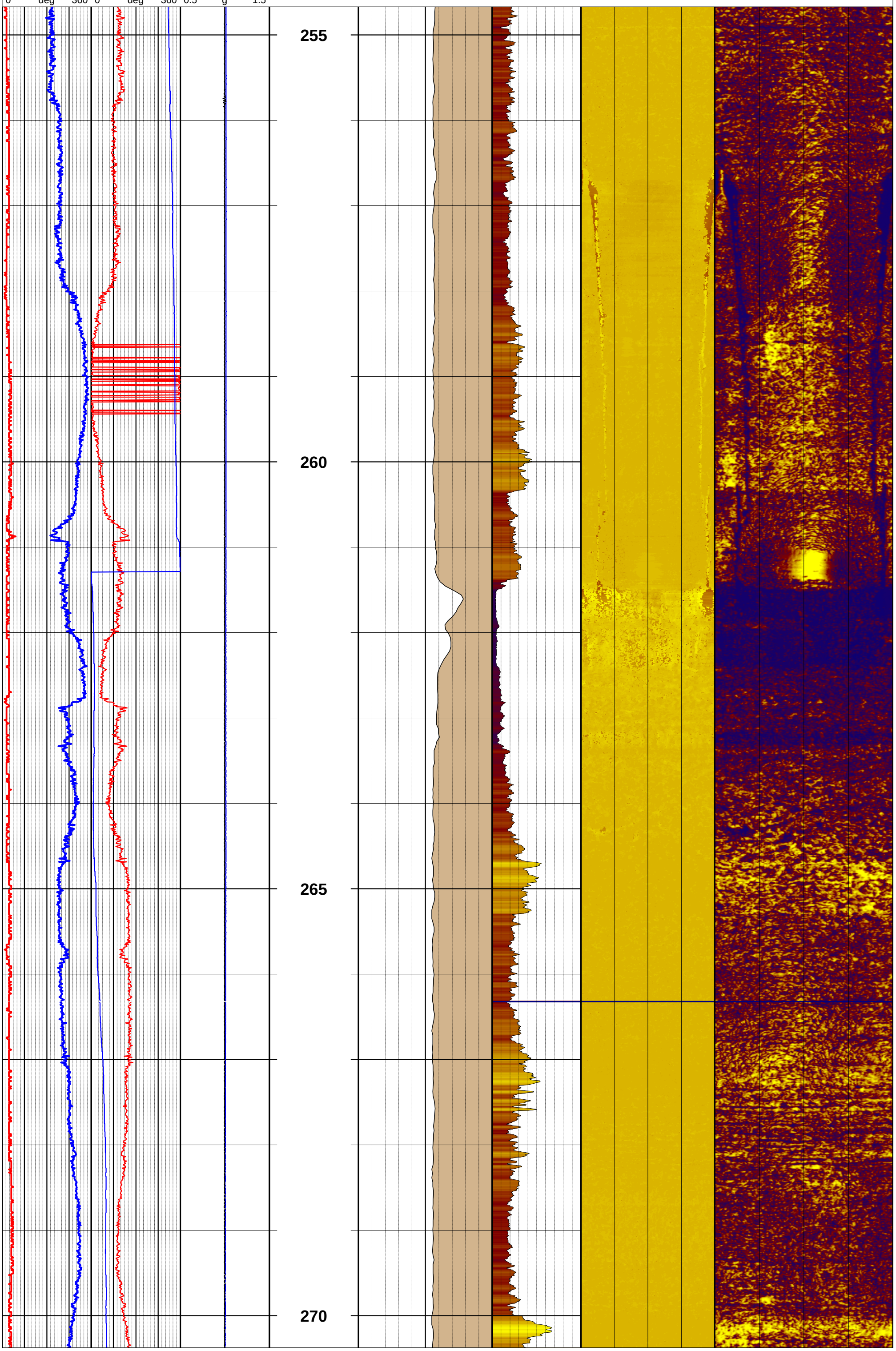

Tilt 0 deg 4 | Roll 0 deg 360 | MagnField 40 uT 60 | Depth 1ft:12ft | Caliper 5 in 7 | Apparent RH 0 % 100 | Centralized TravelTime-NM 0° 90° 180° 270° 0° | Amplitude-NM 0° 90° 180° 270° 0°

Azimuth 0 deg 360 | MRoll 0 deg 360 | Gravity 0.5 g 1.5

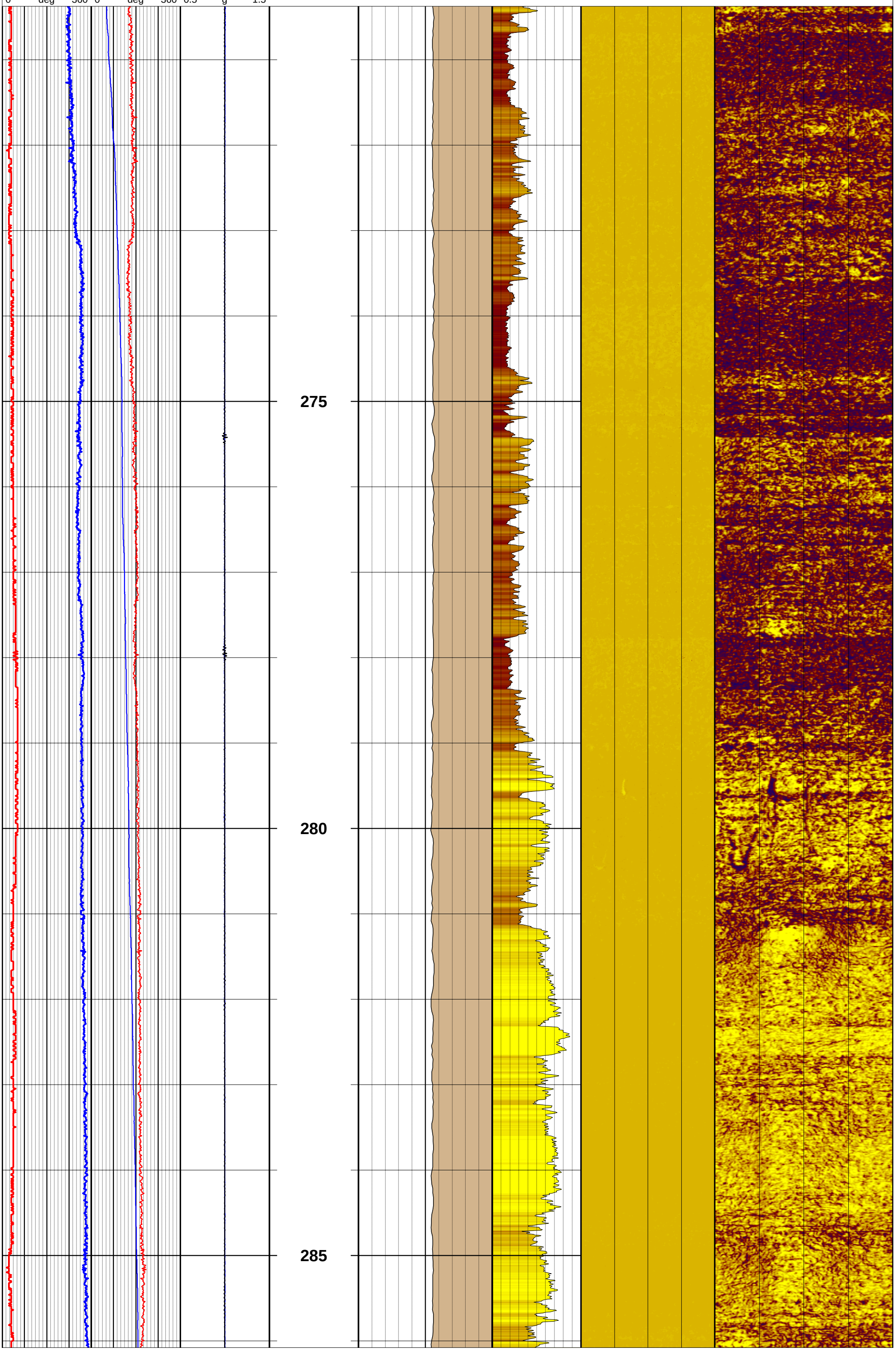

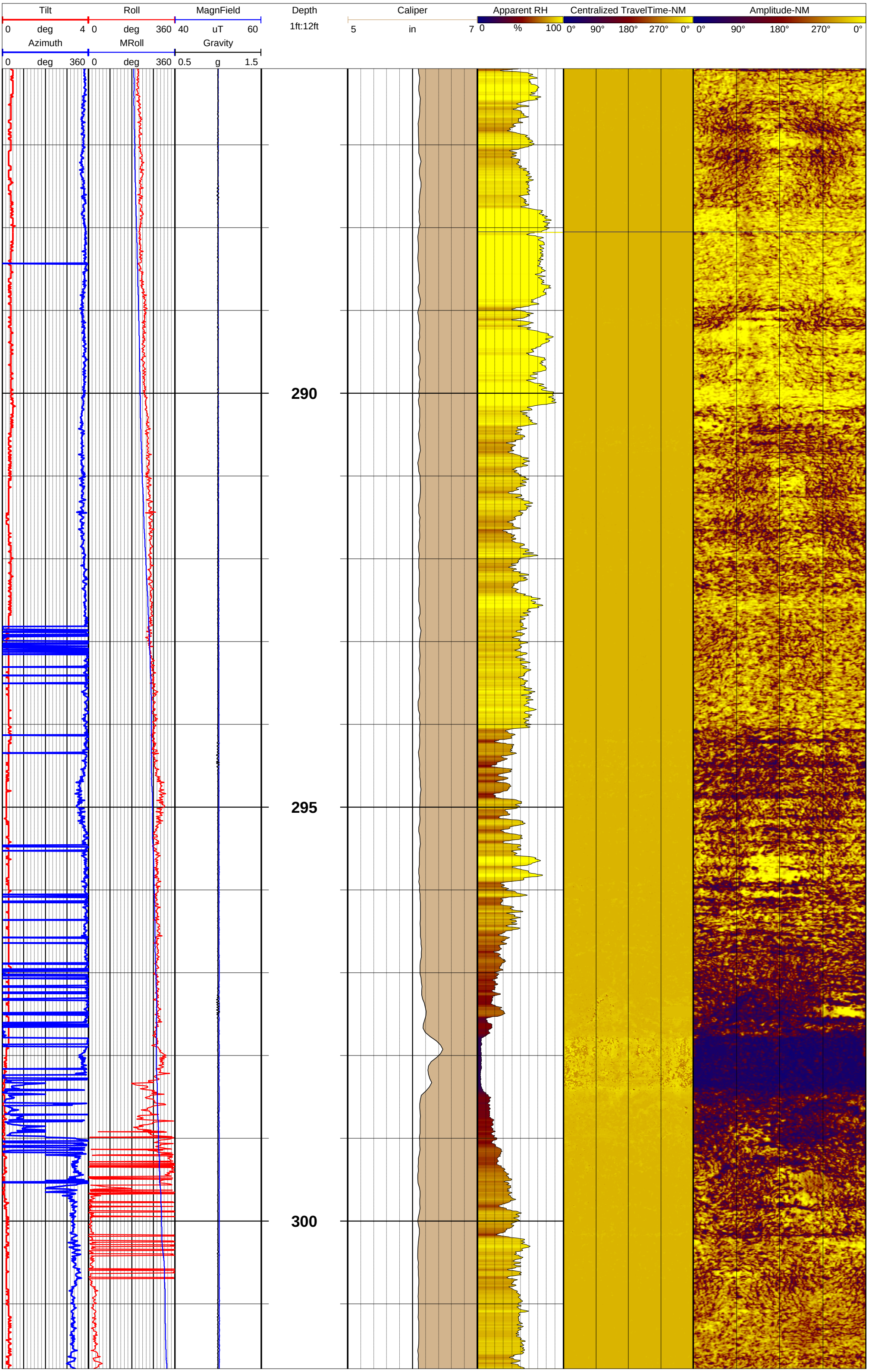
Tilt
0 deg 4
Roll
0 deg 360
MagnField
40 uT 60
Azimuth
0 deg 360
MRoll
0 deg 360
Gravity
0.5 g 1.5
Depth
1ft:12ft
290
295
300
Caliper
5 in 7
Apparent RH
0 % 100
Centralized TravelTime-NM
0° 90° 180° 270° 0°
Amplitude-NM
0° 90° 180° 270° 0°

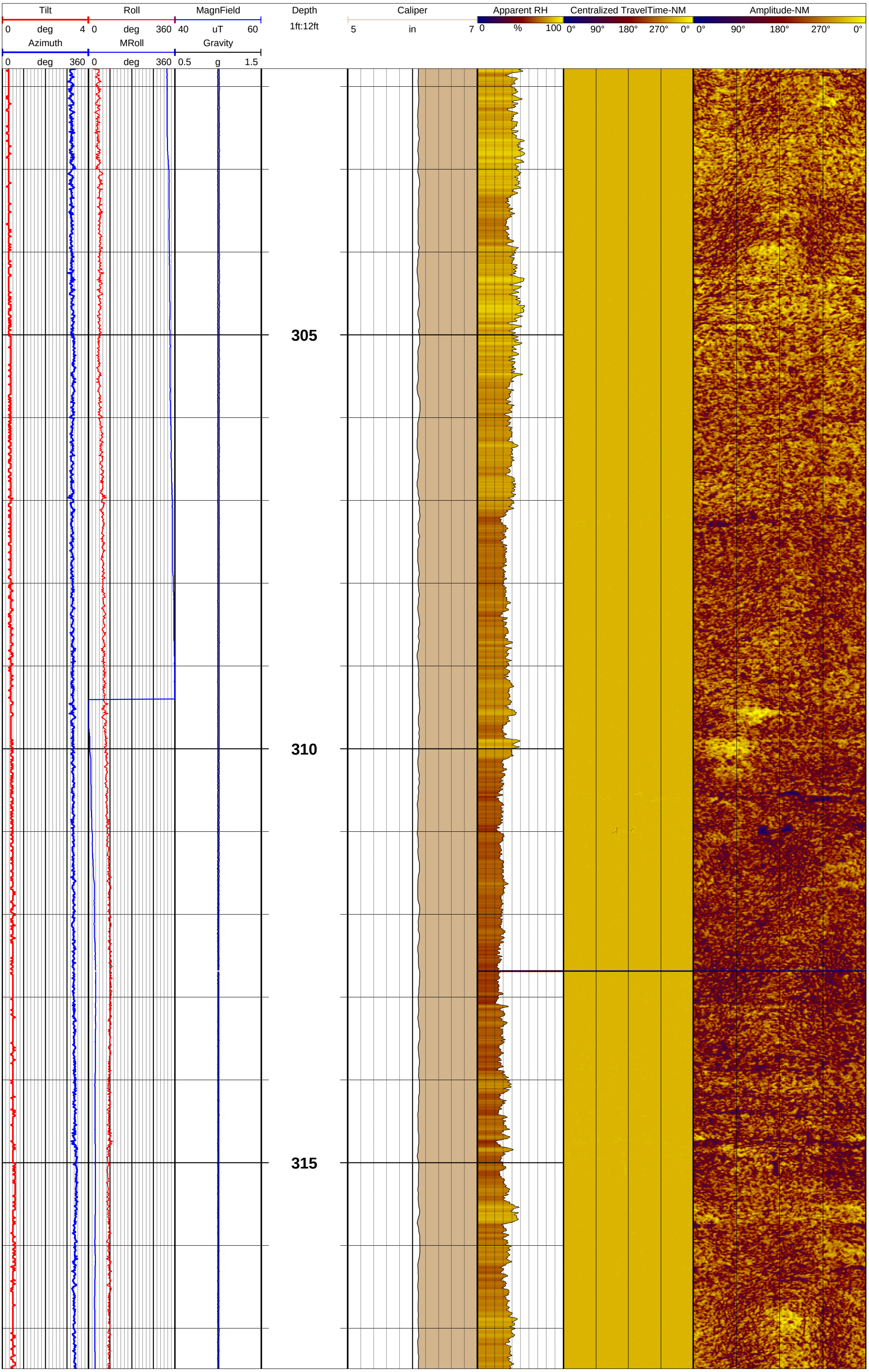
Tilt
0 deg 4
Roll
0 deg 360
MagnField
40 uT 60
Azimuth
0 deg 360
MRoll
0 deg 360
Gravity
0.5 g 1.5
Depth
1ft:12ft
Caliper
5 in 7
Apparent RH
0 % 100
Centralized TravelTime-NM
0° 90° 180° 270° 0°
Amplitude-NM
0° 90° 180° 270° 0°
305
310
315

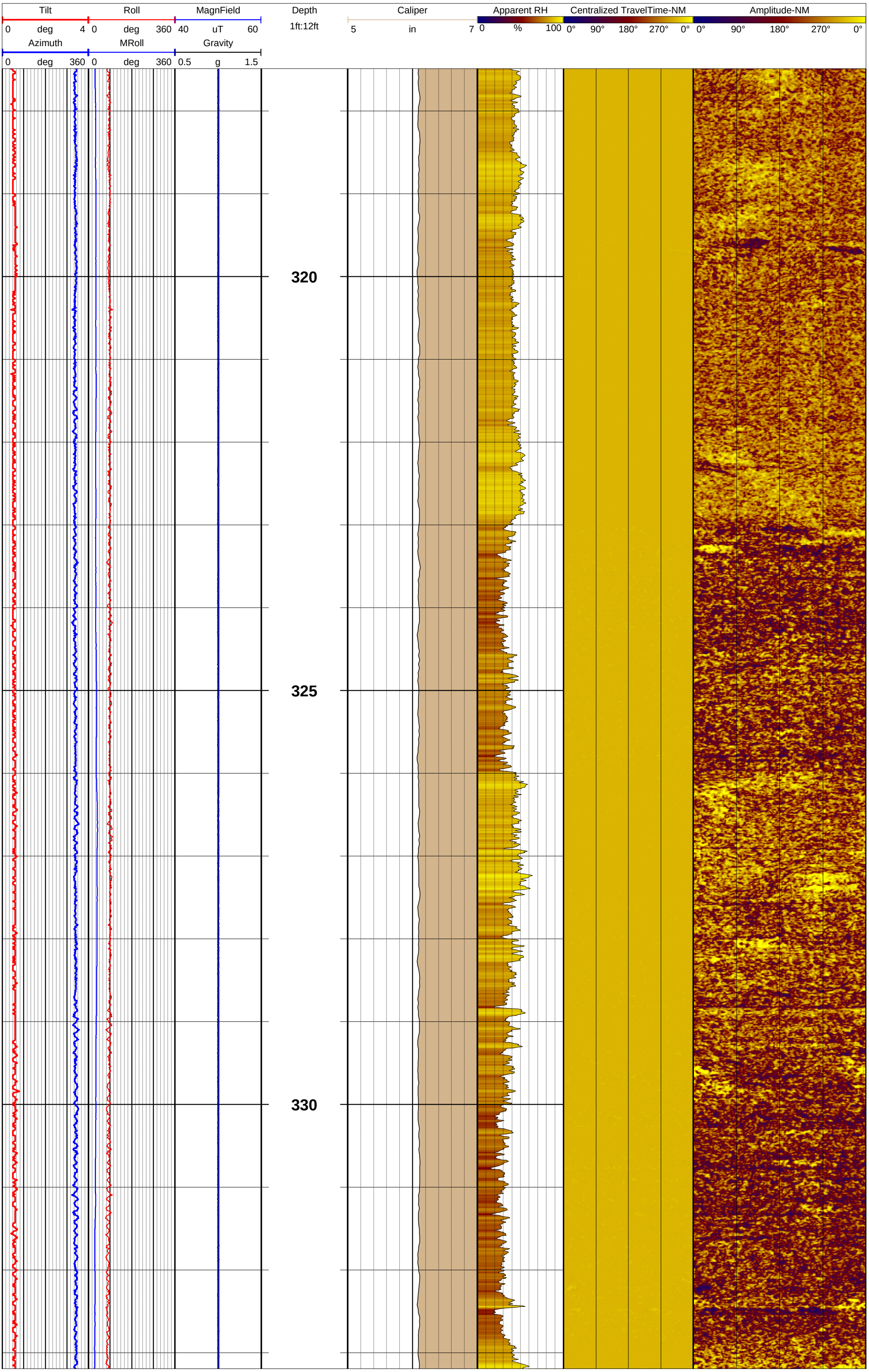
Tilt
0 deg 4
Roll
0 deg 360
MagnField
40 uT 60
Azimuth
0 deg 360
MRoll
0 deg 360
Gravity
0.5 g 1.5
Depth
1ft:12ft
Caliper
5 in 7
Apparent RH
0 % 100
Centralized TravelTime-NM
0° 90° 180° 270° 0°
Amplitude-NM
0° 90° 180° 270° 0°
320
325
330

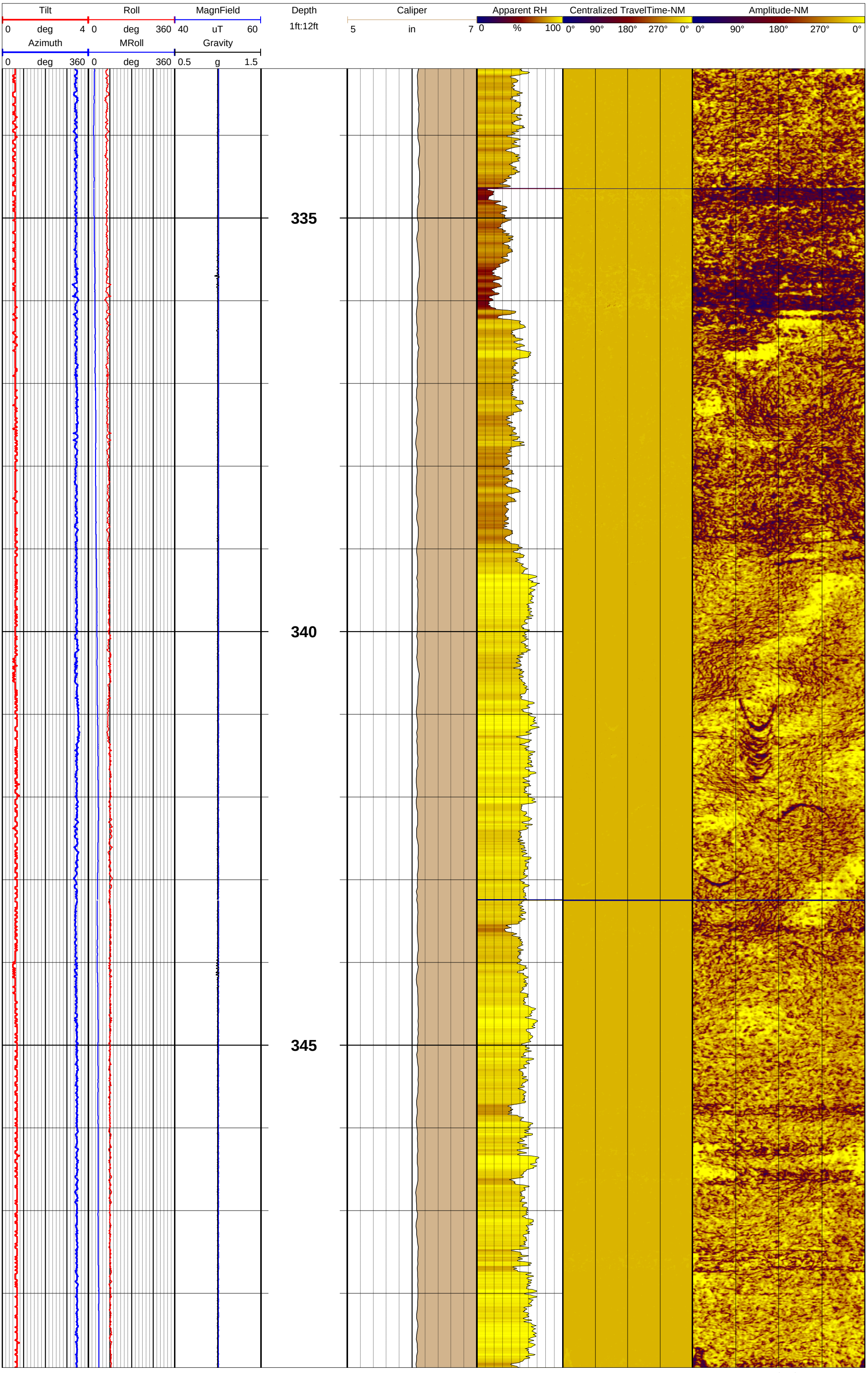
Tilt
0 deg 4
Roll
0 deg 360
MagnField
40 uT 60
Azimuth
0 deg 360
MRoll
0 deg 360
Gravity
0.5 g 1.5
Depth
1ft:12ft
335
340
345
Caliper
5 in 7
Apparent RH
0 % 100
Centralized TravelTime-NM
0° 90° 180° 270° 0°
Amplitude-NM
0° 90° 180° 270° 0°


Tilt
0 deg 4
Roll
0 deg 360
MagnField
40 uT 60
Azimuth
0 deg 360
MRoll
0 deg 360
Gravity
0.5 g 1.5
Depth
1ft:12ft
Caliper
5 in 7
Apparent RH
0 % 100
Centralized TravelTime-NM
0° 90° 180° 270° 0°
Amplitude-NM
0° 90° 180° 270° 0°
350
355
360

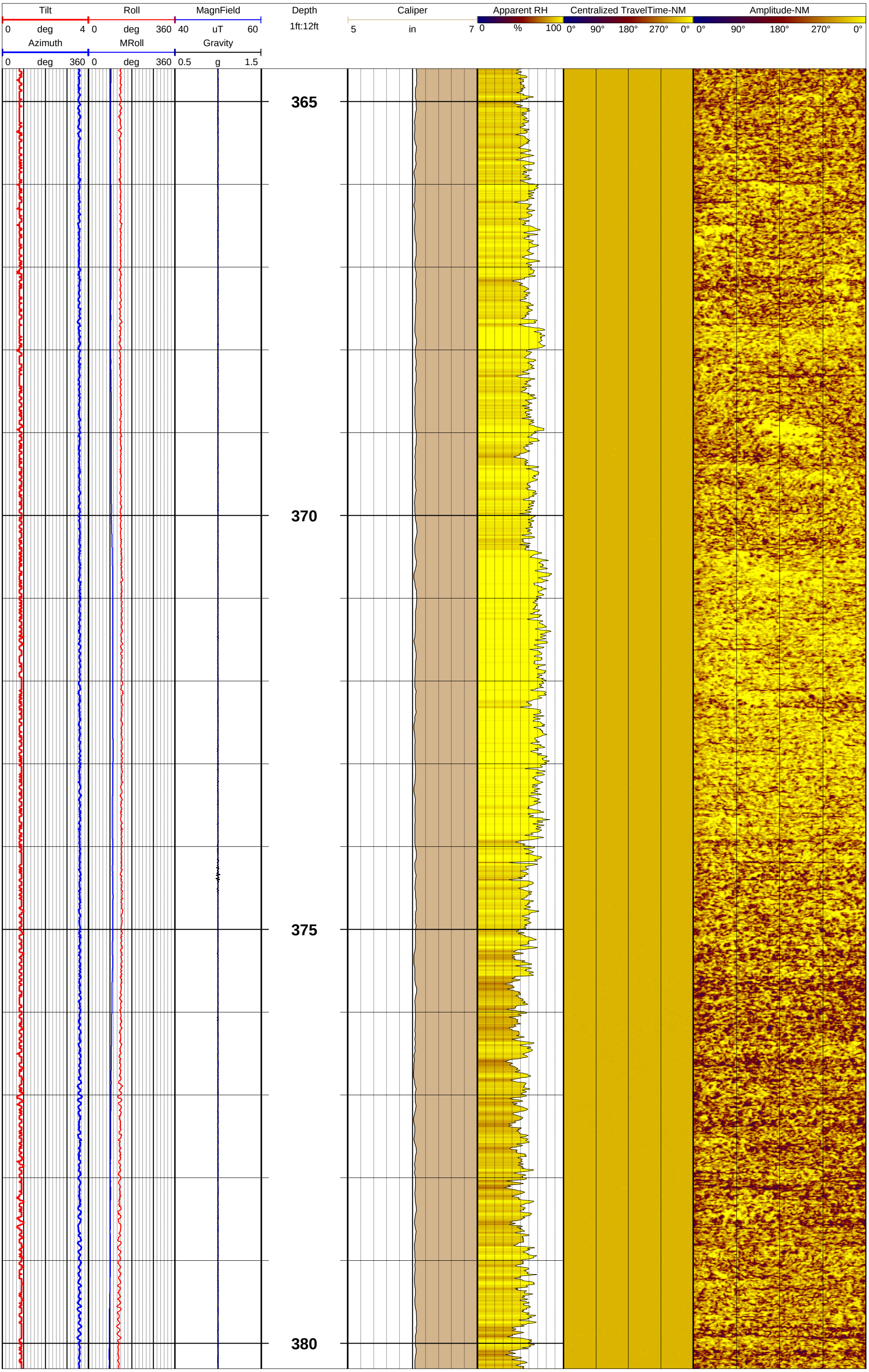
Tilt
0 deg 4
Roll
0 deg 360
MagnField
40 uT 60
Azimuth
0 deg 360
MRoll
0 deg 360
Gravity
0.5 g 1.5
Depth
1ft:12ft
Caliper
5 in 7
Apparent RH
0 % 100
Centralized TravelTime-NM
0° 90° 180° 270° 0°
Amplitude-NM
0° 90° 180° 270° 0°
365
370
375
380

Tilt
0 deg 4
Roll
0 deg 360
MagnField
40 uT 60
Azimuth
0 deg 360
MRoll
0 deg 360
Gravity
0.5 g 1.5
Depth
1ft:12ft
Caliper
5 in 7
Apparent RH
0 % 100
Centralized TravelTime-NM
0° 90° 180° 270° 0°
Amplitude-NM
0° 90° 180° 270° 0°

385

390

395

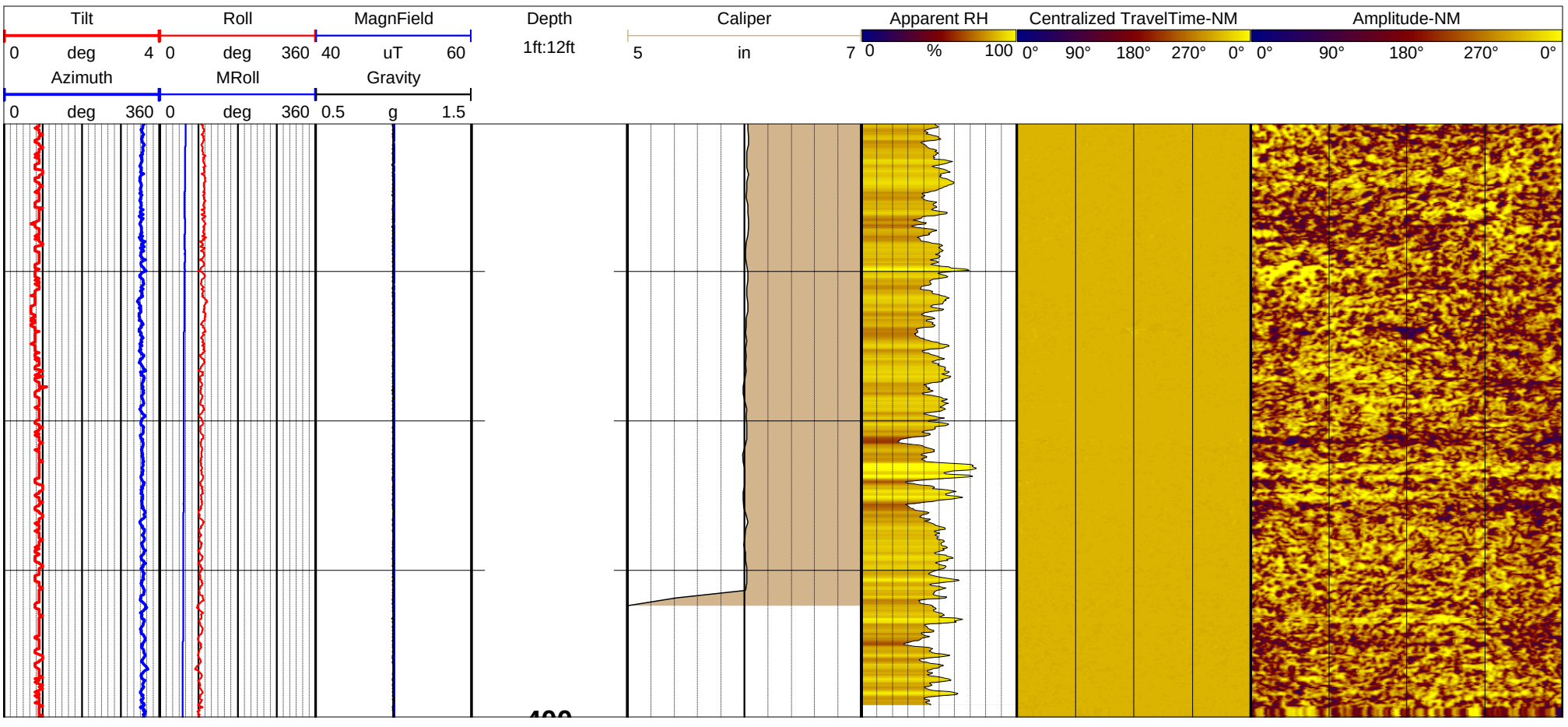
Tilt
0 deg 4
Roll
0 deg 360
MagnField
40 uT 60
Depth
1ft:12ft
Caliper
5 in 7
Apparent RH
0 % 100
Centralized TravelTime-NM
0° 90° 180° 270° 0°
Amplitude-NM
0° 90° 180° 270° 0°
Azimuth
0 deg 360
MRoll
0 deg 360
Gravity
0.5 g 1.5
400

# GEOPHYSICAL RECORD OF BOREHOLE: MRAP-MW36H

**Plant Miller - CCR Delineation Wells**

GOLDER

Project Number: 19131305

Client: Southern Company Services

Southern Company

Date: 12-11-2019

| | |
|---|---|
| Location: Quinton, Al | TOC Elev msl: na |
| Easting: na | Casing Stick-up: 1.15 ft ags |
| Northing: na | Casing Diameter: 6.625 in ID |
| Ground Elev msl: na | Casing Material: Steel |
| Borehole Dip: vertical | Water Level: 371.7 ft bgs |
| Borehole Az: na | Logged By: BA |
| Borehole Size: 6" AH | Log Depth Ref: Ground Surface |
| Drilled Depth: 400 ft BGS | Log Date: 12/9-11/2019 |
| Drill Comp Date: 12-09-19 | Image Plot(s) Ref: MN |
| Casing Depth: 18.5 ft bgs | Dip Referenced to Horizontal |

Notes: 371.7 ft bgs on 12-9, and 197.2 on 12-11-2019

Tools used were:
QL40-FTC sn 5518
QL40 Caliper sn 5521
40-LGR-Gamma & SPR sn 5809
ATV ABI40 sn162305

Caliper: 5 in 7

Depth: 1ft:180ft

Gamma: 0 CPS 200

SPR: 550 Ohms 650

Fluid Temperature-1: 16 'C 18

Fluid Conductivity-1: 0 uS/cm 1400

Fluid Conductivity-2: 550 uS/cm 1400

Fluid Temperature-2: 16 'C 18

| Caliper | Depth | Gamma | SPR |
|---|---|---|---|
| 5 in 7 | 1ft:180ft | 0 CPS 200 | 550 Ohms 650 |

| Fluid Temperature-1 | Fluid Conductivity-1 | Fluid Conductivity-2 | Fluid Temperature-2 |
|---|---|---|---|
| 16 'C 18 | 0 uS/cm 1400 | 550 uS/cm 1400 | 16 'C 18 |

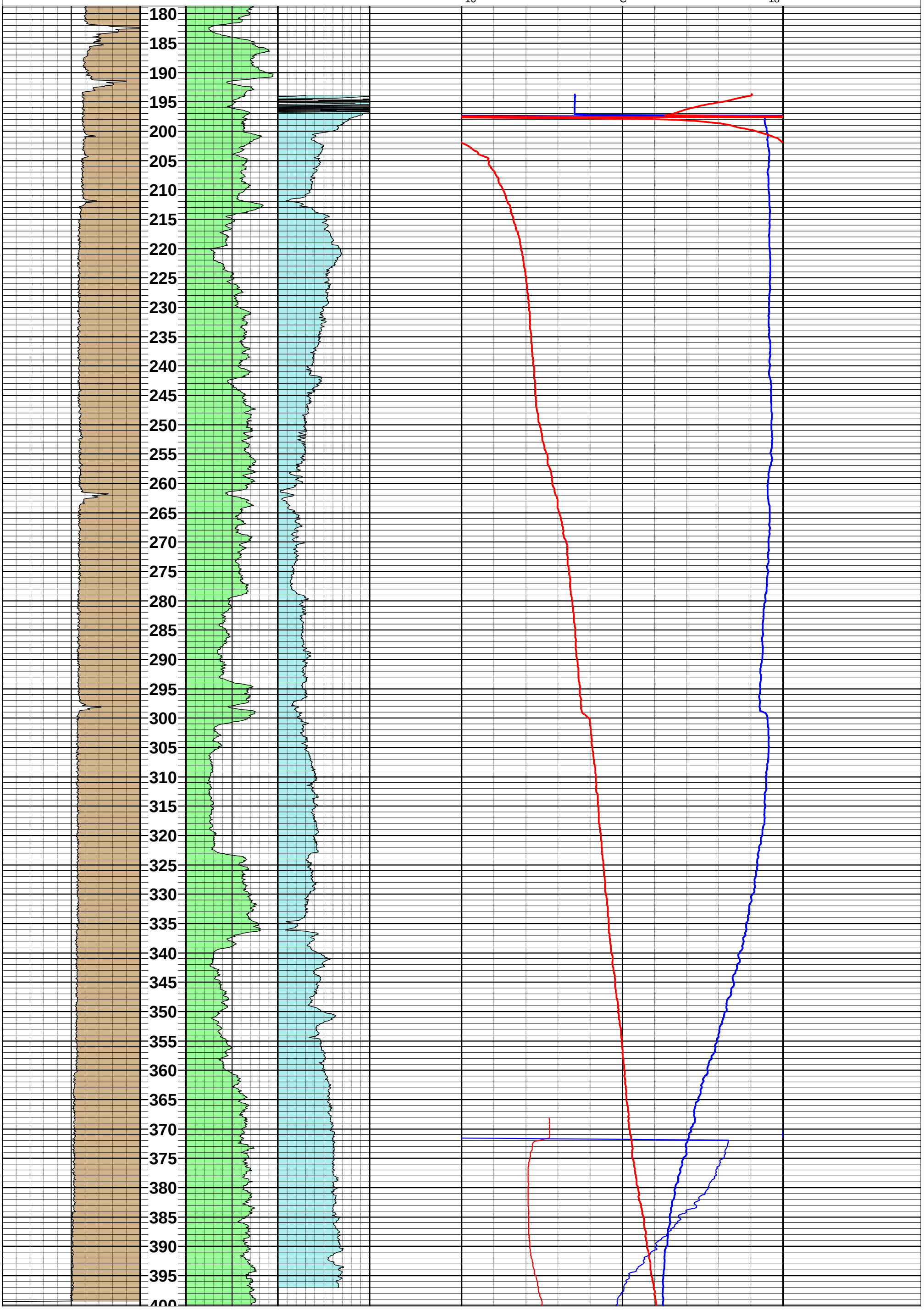

# Well Installation Field Log

| | | | | | |
|---|---|---|---|---|---|
| Project Name: | Plant Miller CCR Delineation | Date Started: | 12/6/2019 | Date Completed: | 12/9/2019 |
| Borehole/Well No: | MR-AP-MW-36H | Northing (ft): | 1312347.32 | Easting (ft): | 2105804.03 |
| Plant Name: | Plant Miller | Latitude: | 33.60684518 | Longitude: | -87.04903809 |
| Plant Address: | 4250 Porter Road Quinton, AL | Location Datum: | AL NAD83 | Elevation Datum: | MSL |
| Project & Task Number: | APC716737 | Surface/ Ground Elevation: | 536.84 | Stickup (ft, ags): | 2.5 |
| Goals/Task: | Delineation Well Installation | Borehole Diameter (in): | 6.0 | Borehole Depth (ft, bgs): | 400.5 |
| Drilling Company: | Cascade | Well Casing Diameter (in): | 2.0 | Well Depth (ft, bgs): | 305.0 |
| Drilling Equipment/Rig Type: | Truck Mounted Sonic Rig | Top of Casing elev (ft): | 539.44 | Screen length (ft): | 20.0 |
| Drilling Method: | Air Hammer | DTW at Completion (ft, bgs): | 207.61 (See Note) | | |
| Sampling Method: | NS | | | | |
| Prepared By: | Scott Baxter | | | | |
| Reviewed By: | Brandon Coates | | | | |

***Not to Scale**

**Depth (feet)**

**Well Construction**

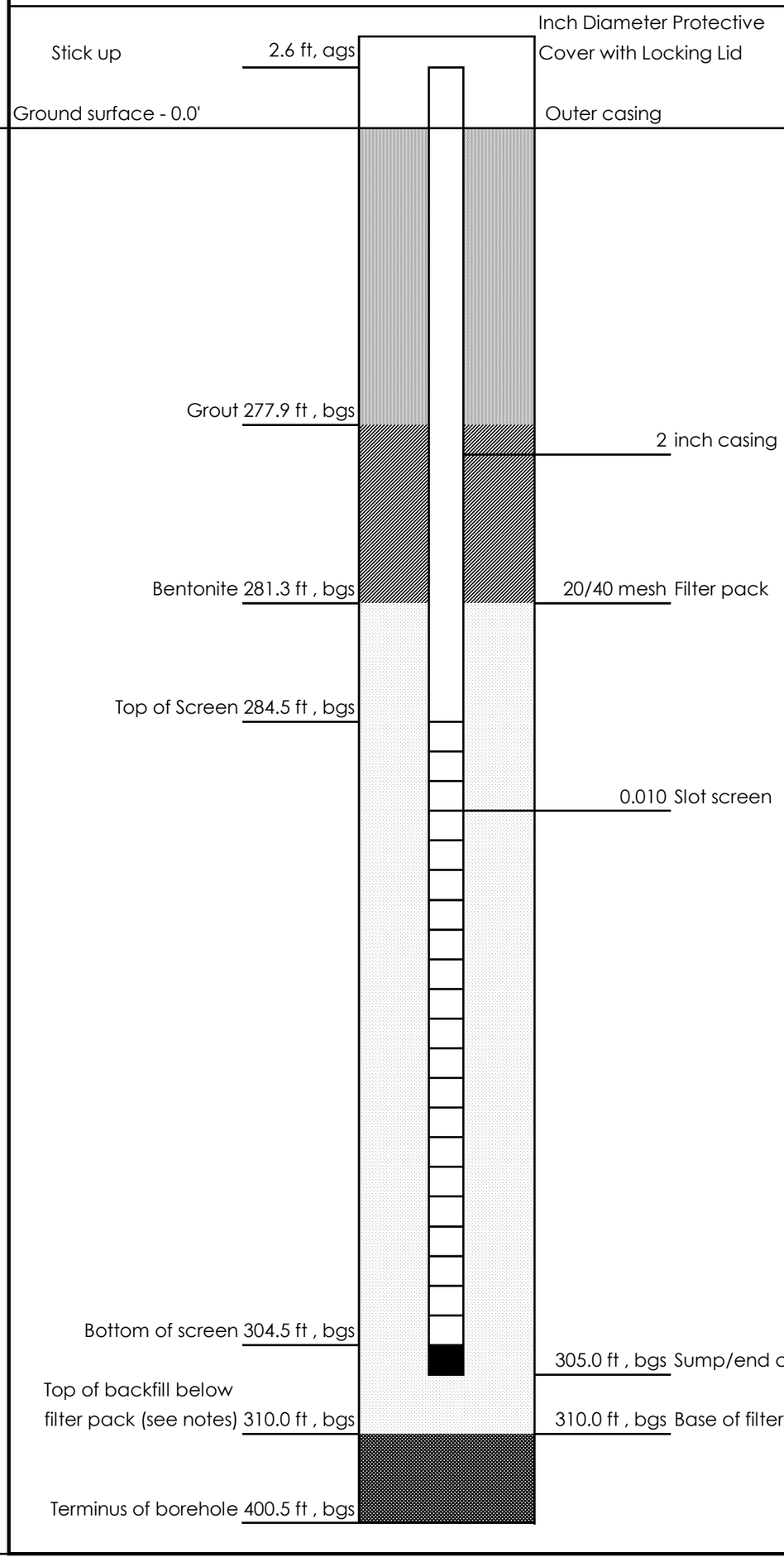


**Materials Inventory**

Stick up: 2.6 ft, ags

Casing Type (steel or PVC, schedule 40 or 80):
PVC Schedule 40

Casing
Top: 0.5 ft, ags Bottom: 284.5 ft, bgs

Screen Type:
4"ID x 2"ID U-pack

Screen Slot Size:
0.010"

Screen
Top: 284.5 ft, bgs Bottom: 304.5 ft, bgs

Sump/end cap
Top: 304.5 ft, bgs Bottom: 305.0 ft, bgs

Grout Quantity:
365 gallons

Grout Type:
BAROID AQUA GARD

Grout
Top: 0.5 ft, bgs Bottom: 277.9 ft, bgs

Bentonite Type:
Pel Plug 1/4" Coated Pellets

Bentonite Seal
Top: 277.9 ft, bgs Bottom: 281.3 ft, bgs

Filter Pack - Pre-pack and Annular Space
Type (manufacturer, size):
20/40 Mesh

Filter Pack:
Top: 281.3 ft, bgs Bottom: 310.0 ft, bgs

Notes: Bentonite seal hydrated 4-hours prior to grout backfill placed.
DTW = 2-4-20 at time of development
NS = No samples were collected

Backfill below sand pack: Boring backfilled with 90.5 feet of
Pel Plug 1/4" Coated Pellets

# Appendix C

# APPENDIX C ANALYTICAL DATA SUMMARY

Abbreviations:

1. mg/L - Milligrams per liter
2. pCi/L - Picocuries per liter
3. N/A indicates the constituent was not analyzed during the sampling event.
4. J value indicates the result is greater that or equal to the Method Detection Limit (MDL) and less that the Practical Quantitation Limit (PQL).
Values are displayed as less than the PQL with a J.
5. Non-Detect indicates the result was not detected above the MDL and is considered a non-detect.
6. Radium data is a combination of radium isotopes 226 and 228. When results are reported below the MDC (Minimum Detectable Concentration), data is displayed with an accompanying U. The MDC varies depending upon the sample amount and elapsed time of the measurement.
7. Annual sampling for Appendix IV constituents only was completed following initiation of assessment monitoring. Appendix III constituents were not required during this monitoring event.

# Analytical Data Summary
# Plant Miller Ash Pond
# Alabama Power Company

| | | APPENDIX III | | | | | | | APPENDIX IV | | | | | | | | | | | | | | |
|---|---|---|---|---|---|---|---|---|---|---|---|---|---|---|---|---|---|---|---|---|---|---|---|
| WELL | SAMPLE DATE | Boron | Calcium | Chloride | Fluoride | pH | Sulfate | TDS | Antimony | Arsenic | Barium | Beryllium | Cadmium | Chromium | Cobalt | Combined Radium 226 + 228 | Fluoride | Lead | Lithium | Mercury | Molybdenum | Selenium | Thallium |
| UNITS | | mg/L | mg/L | mg/L | mg/L | SU | mg/L | mg/L | mg/L | mg/L | mg/L | mg/L | mg/L | mg/L | mg/L | pCi/L | mg/L | mg/L | mg/L | mg/L | mg/L | mg/L | mg/L |
| GS-AP-MW-8 | 8/3/2016 | 0.0239(J) | 6.85 | 3.21 | 0.125(J) | 5.84 | 4.2 | 113 | Non-Detect | 0.00214(J) | 0.0274 | Non-Detect | Non-Detect | Non-Detect | 0.0026(J) | 0.299(U) | 0.125(J) | Non-Detect | Non-Detect | Non-Detect | Non-Detect | Non-Detect | Non-Detect |
| GS-AP-MW-8 | 9/21/2016 | Non-Detect | 11.7 | 2.95 | 0.098(J) | 5.99 | 4.27 | 128 | Non-Detect | 0.00112(J) | 0.0811 | Non-Detect | Non-Detect | 0.00266(J) | 0.00362(J) | 0.835 | 0.098(J) | Non-Detect | Non-Detect | Non-Detect | Non-Detect | Non-Detect | Non-Detect |
| GS-AP-MW-8 | 10/25/2016 | Non-Detect | 10.8 | 3.03 | 0.025(J) | 5.94 | 2.78 | 121 | Non-Detect | Non-Detect | 0.0576 | Non-Detect | Non-Detect | Non-Detect | 0.00305(J) | 0.0629(U) | 0.025(J) | Non-Detect | Non-Detect | Non-Detect | Non-Detect | Non-Detect | Non-Detect |
| GS-AP-MW-8 | 12/13/2016 | Non-Detect | 5.86 | 3.21 | 0.045(J) | 5.84 | 3.18 | 101 | 0.00067(J) | Non-Detect | 0.0241 | Non-Detect | Non-Detect | Non-Detect | Non-Detect | 0.547 | 0.045(J) | Non-Detect | Non-Detect | Non-Detect | Non-Detect | Non-Detect | Non-Detect |
| GS-AP-MW-8 | 2/6/2017 | Non-Detect | 9.76 | 3 | 0.1 | 5.9 | 3.74 | 108 | Non-Detect | 0.00111(J) | 0.0747 | Non-Detect | Non-Detect | Non-Detect | 0.00308(J) | 0.251(U) | 0.1 | Non-Detect | Non-Detect | Non-Detect | Non-Detect | Non-Detect | Non-Detect |
| GS-AP-MW-8 | 3/28/2017 | Non-Detect | 5.28 | 3.3 | 0.08(J) | 5.67 | 3.4(J) | 91 | Non-Detect | 0.00109(J) | 0.0183 | Non-Detect | Non-Detect | 0.00322(J) | Non-Detect | -0.109(U) | 0.08(J) | Non-Detect | Non-Detect | Non-Detect | Non-Detect | Non-Detect | Non-Detect |
| GS-AP-MW-8 | 4/24/2017 | Non-Detect | 6.89 | 3.8 | 0.09(J) | 5.79 | 2.7(J) | 89.3 | Non-Detect | Non-Detect | 0.04 | Non-Detect | Non-Detect | Non-Detect | Non-Detect | 0.293(U) | 0.09(J) | Non-Detect | Non-Detect | Non-Detect | Non-Detect | Non-Detect | Non-Detect |
| GS-AP-MW-8 | 6/7/2017 | Non-Detect | 3.58 | 3.5 | 0.08(J) | 5.71 | 2.7(J) | 84 | Non-Detect | Non-Detect | 0.00769(J) | Non-Detect | Non-Detect | 0.00227(J) | Non-Detect | 0.529 | 0.08(J) | Non-Detect | Non-Detect | Non-Detect | Non-Detect | Non-Detect | Non-Detect |
| GS-AP-MW-8 | 8/21/2017 | Non-Detect | 3.38 | 3.6 | 0.08(J) | 5.7 | 3.9(J) | 91.3 | n/a | n/a | n/a | n/a | n/a | n/a | n/a | n/a | 0.08(J) | n/a | n/a | n/a | n/a | n/a | n/a |
| GS-AP-MW-8 | 2/19/2018 | n/a | n/a | n/a | 0.08(J) | 5.78 | n/a | n/a | Non-Detect | Non-Detect | 0.00762(J) | Non-Detect | Non-Detect | Non-Detect | Non-Detect | 0.497 | 0.08(J) | Non-Detect | Non-Detect | Non-Detect | Non-Detect | Non-Detect | Non-Detect |
| GS-AP-MW-8 | 5/15/2018 | Non-Detect | 4.25 | 3.3 | 0.1 | 5.84 | 2.5(J) | 94.7 | Non-Detect | Non-Detect | 0.00701(J) | Non-Detect | Non-Detect | Non-Detect | Non-Detect | -0.601(U) | 0.1 | Non-Detect | Non-Detect | Non-Detect | Non-Detect | Non-Detect | Non-Detect |
| GS-AP-MW-8 | 10/16/2018 | Non-Detect | 3.21 | 3.3 | 0.09(J) | 5.75 | 2.4(J) | 76.7 | Non-Detect | Non-Detect | 0.0094(J) | Non-Detect | Non-Detect | Non-Detect | Non-Detect | 0.2(U) | 0.09(J) | Non-Detect | Non-Detect | Non-Detect | Non-Detect | Non-Detect | Non-Detect |
| GS-AP-MW-8 | 4/16/2019 | Non-Detect | 4.43 | 3.69 | 0.143 | 5.76 | 4.53 | 92 | Non-Detect | Non-Detect | 0.00459(J) | Non-Detect | Non-Detect | Non-Detect | Non-Detect | 0.733 | 0.143 | Non-Detect | Non-Detect | Non-Detect | Non-Detect | Non-Detect | Non-Detect |
| GS-AP-MW-8 | 9/24/2019 | Non-Detect | 7.24 | 3.21 | 0.128 | 5.27 | 6.61 | 109 | Non-Detect | Non-Detect | 0.0434 | Non-Detect | Non-Detect | Non-Detect | 0.00234(J) | 0.753 | 0.128 | Non-Detect | Non-Detect | Non-Detect | Non-Detect | Non-Detect | Non-Detect |
| GS-AP-MW-8 | 3/18/2020 | Non-Detect | 4.51 | 4.35 | 0.108 | 5.81 | 4.86 | 90.7 | Non-Detect | Non-Detect | 0.00507(J) | Non-Detect | Non-Detect | Non-Detect | Non-Detect | 0.465(U) | 0.108 | Non-Detect | Non-Detect | Non-Detect | Non-Detect | Non-Detect | Non-Detect |
| GS-AP-MW-8 | 9/21/2020 | Non-Detect | 5.19 | 3.22 | 0.125 | 5.75 | 4.69 | 94 | Non-Detect | Non-Detect | 0.026 | Non-Detect | Non-Detect | Non-Detect | Non-Detect | 1.25 | 0.125 | Non-Detect | Non-Detect | Non-Detect | Non-Detect | Non-Detect | Non-Detect |

# Analytical Data Summary
# Plant Miller Ash Pond
# Alabama Power Company

| | | APPENDIX III | | | | | | | APPENDIX IV | | | | | | | | | | | | | | |
|---|---|---|---|---|---|---|---|---|---|---|---|---|---|---|---|---|---|---|---|---|---|---|---|
| WELL | SAMPLE DATE | Boron | Calcium | Chloride | Fluoride | pH | Sulfate | TDS | Antimony | Arsenic | Barium | Beryllium | Cadmium | Chromium | Cobalt | Combined Radium 226 + 228 | Fluoride | Lead | Lithium | Mercury | Molybdenum | Selenium | Thallium |
| UNITS | | mg/L | mg/L | mg/L | mg/L | SU | mg/L | mg/L | mg/L | mg/L | mg/L | mg/L | mg/L | mg/L | mg/L | pCi/L | mg/L | mg/L | mg/L | mg/L | mg/L | mg/L | mg/L |
| GS-AP-MW-13 | 8/2/2016 | Non-Detect | 47.2 | 2.91 | 0.161(J) | 6.8 | 12 | 221 | Non-Detect | Non-Detect | 0.184 | Non-Detect | Non-Detect | Non-Detect | Non-Detect | 0.0177(U) | 0.161(J) | Non-Detect | 0.0121(J) | Non-Detect | Non-Detect | Non-Detect | Non-Detect |
| GS-AP-MW-13 | 9/20/2016 | Non-Detect | 46.3 | 2.94 | 0.122(J) | 6.8 | 11.2 | 221 | Non-Detect | Non-Detect | 0.153 | Non-Detect | Non-Detect | Non-Detect | Non-Detect | 0.725 | 0.122(J) | Non-Detect | 0.0116(J) | Non-Detect | Non-Detect | Non-Detect | Non-Detect |
| GS-AP-MW-13 | 10/25/2016 | Non-Detect | 46.6 | 2.94 | 0.058(J) | 6.85 | 10.1 | 226 | Non-Detect | Non-Detect | 0.176 | Non-Detect | Non-Detect | Non-Detect | Non-Detect | 0.494(U) | 0.058(J) | Non-Detect | 0.0114(J) | Non-Detect | Non-Detect | Non-Detect | Non-Detect |
| GS-AP-MW-13 | 12/13/2016 | Non-Detect | 43.1 | 2.93 | 0.072(J) | 6.8 | 11.4 | 211 | Non-Detect | Non-Detect | 0.184 | Non-Detect | Non-Detect | Non-Detect | Non-Detect | 0.39(U) | 0.072(J) | Non-Detect | 0.0116(J) | Non-Detect | Non-Detect | Non-Detect | Non-Detect |
| GS-AP-MW-13 | 2/8/2017 | Non-Detect | 47.5 | 2.85 | 0.16 | 6.76 | 10.9 | 212 | Non-Detect | Non-Detect | 0.189 | Non-Detect | Non-Detect | Non-Detect | Non-Detect | 0.455(U) | 0.16 | Non-Detect | 0.0118(J) | Non-Detect | Non-Detect | Non-Detect | Non-Detect |
| GS-AP-MW-13 | 3/29/2017 | Non-Detect | 46.8 | 3.4 | 0.14 | 6.76 | 11 | 217 | Non-Detect | Non-Detect | 0.184 | Non-Detect | Non-Detect | Non-Detect | Non-Detect | 0.251(U) | 0.14 | Non-Detect | 0.0118(J) | Non-Detect | Non-Detect | Non-Detect | Non-Detect |
| GS-AP-MW-13 | 4/26/2017 | Non-Detect | 48.1 | 3.7 | 0.16 | 6.71 | 11 | 202 | Non-Detect | Non-Detect | 0.177 | Non-Detect | Non-Detect | Non-Detect | Non-Detect | 0.0762(U) | 0.16 | Non-Detect | Non-Detect | Non-Detect | Non-Detect | Non-Detect | Non-Detect |
| GS-AP-MW-13 | 6/7/2017 | Non-Detect | 44.4 | 3.3 | 0.15 | 6.71 | 11 | 218 | Non-Detect | Non-Detect | 0.164 | Non-Detect | Non-Detect | Non-Detect | Non-Detect | 0.32(U) | 0.15 | Non-Detect | Non-Detect | Non-Detect | Non-Detect | Non-Detect | Non-Detect |
| GS-AP-MW-13 | 8/22/2017 | Non-Detect | 42.9 | 3.4 | 0.18 | 6.84 | 11 | 224 | n/a | n/a | n/a | n/a | n/a | n/a | n/a | n/a | 0.18 | n/a | n/a | n/a | n/a | n/a | n/a |
| GS-AP-MW-13 | 2/20/2018 | n/a | n/a | n/a | 0.17 | 6.77 | n/a | n/a | Non-Detect | Non-Detect | 0.165 | Non-Detect | Non-Detect | Non-Detect | Non-Detect | 0.465 | 0.17 | Non-Detect | Non-Detect | Non-Detect | Non-Detect | Non-Detect | Non-Detect |
| GS-AP-MW-13 | 5/15/2018 | Non-Detect | 44.3 | 3.2 | 0.17 | 6.8 | 11 | 209 | Non-Detect | Non-Detect | 0.172 | Non-Detect | Non-Detect | Non-Detect | Non-Detect | 0.0571(U) | 0.17 | Non-Detect | 0.0101 | Non-Detect | Non-Detect | Non-Detect | Non-Detect |
| GS-AP-MW-13 | 10/17/2018 | Non-Detect | 41.8 | 2.3 | 0.19 | 6.67 | 12 | 208 | Non-Detect | Non-Detect | 0.165 | Non-Detect | Non-Detect | Non-Detect | Non-Detect | 0.482 | 0.19 | Non-Detect | Non-Detect | Non-Detect | Non-Detect | Non-Detect | Non-Detect |
| GS-AP-MW-13 | 4/16/2019 | Non-Detect | 38.6 | 3.23 | 0.197 | 6.64 | 12.1 | 185 | Non-Detect | Non-Detect | 0.16 | Non-Detect | Non-Detect | Non-Detect | Non-Detect | 0.506(U) | 0.197 | Non-Detect | 0.0101(J) | Non-Detect | Non-Detect | Non-Detect | Non-Detect |

# Analytical Data Summary
# Plant Miller Ash Pond
# Alabama Power Company

| | | APPENDIX III | | | | | | | APPENDIX IV | | | | | | | | | | | | | | |
|---|---|---|---|---|---|---|---|---|---|---|---|---|---|---|---|---|---|---|---|---|---|---|---|
| WELL | SAMPLE DATE | Boron | Calcium | Chloride | Fluoride | pH | Sulfate | TDS | Antimony | Arsenic | Barium | Beryllium | Cadmium | Chromium | Cobalt | Combined Radium 226 + 228 | Fluoride | Lead | Lithium | Mercury | Molybdenum | Selenium | Thallium |
| UNITS | | mg/L | mg/L | mg/L | mg/L | SU | mg/L | mg/L | mg/L | mg/L | mg/L | mg/L | mg/L | mg/L | mg/L | pCi/L | mg/L | mg/L | mg/L | mg/L | mg/L | mg/L | mg/L |
| MR-AP-MW-1 | 7/25/2016 | 0.0978(J) | 153 | 14.1 | 0.134(J) | 7.52 | 585 | 1060 | Non-Detect | 0.0046(J) | 0.0656 | Non-Detect | Non-Detect | 0.00711(J) | Non-Detect | n/a | 0.134(J) | Non-Detect | 0.187 | Non-Detect | 0.0108 | Non-Detect | Non-Detect |
| MR-AP-MW-1 | 9/26/2016 | 0.0625(J) | 122 | 13.3 | 0.061(J) | 8.96 | 480 | 852 | Non-Detect | 0.00317(J) | 0.041 | Non-Detect | Non-Detect | 0.0166 | Non-Detect | 0.499 | 0.061(J) | Non-Detect | 0.134 | Non-Detect | 0.0105 | Non-Detect | Non-Detect |
| MR-AP-MW-1 | 11/2/2016 | 0.067(J) | 114 | 12.1 | 0.024(J) | 8.51 | 462 | 888 | Non-Detect | 0.00321(J) | 0.0578 | Non-Detect | Non-Detect | 0.00481(J) | Non-Detect | 0.637(U) | 0.024(J) | Non-Detect | 0.137 | Non-Detect | 0.0107 | Non-Detect | Non-Detect |
| MR-AP-MW-1 | 1/11/2017 | 0.0588(J) | 112 | 11.6 | Non-Detect | 8.5 | 515 | 920 | Non-Detect | 0.00286(J) | 0.0603 | Non-Detect | Non-Detect | 0.00431(J) | Non-Detect | 0.475(U) | Non-Detect | Non-Detect | 0.137 | Non-Detect | 0.0101 | Non-Detect | Non-Detect |
| MR-AP-MW-1 | 2/13/2017 | 0.0561(J) | 132 | 14 | 0.13 | 8.63 | n/a | 848 | Non-Detect | 0.0024(J) | 0.0946 | Non-Detect | Non-Detect | 0.0061(J) | Non-Detect | 0.0464(U) | 0.13 | Non-Detect | 0.187 | Non-Detect | 0.00994(J) | Non-Detect | Non-Detect |
| MR-AP-MW-1 | 3/30/2017 | n/a | n/a | n/a | n/a | 8.67 | 470 | n/a | n/a | n/a | n/a | n/a | n/a | n/a | n/a | n/a | n/a | n/a | n/a | n/a | n/a | n/a | n/a |
| MR-AP-MW-1 | 4/3/2017 | 0.0631(J) | 168 | 11 | 0.15 | 7.63 | 560 | 1000 | Non-Detect | 0.00232(J) | 0.0996 | Non-Detect | Non-Detect | 0.00215(J) | Non-Detect | 0.335(U) | 0.15 | Non-Detect | 0.225 | Non-Detect | 0.00788(J) | Non-Detect | Non-Detect |
| MR-AP-MW-1 | 5/15/2017 | 0.0636(J) | 104 | 13 | 0.14 | 8.67 | 410 | 870 | Non-Detect | 0.00183(J) | 0.0753 | Non-Detect | Non-Detect | 0.0123 | Non-Detect | 0.409(U) | 0.14 | Non-Detect | 0.15 | Non-Detect | 0.00866(J) | Non-Detect | Non-Detect |
| MR-AP-MW-1 | 6/14/2017 | 0.0603(J) | 122 | 13 | 0.15 | 8.39 | 450 | 910 | Non-Detect | 0.00151(J) | 0.0821 | Non-Detect | Non-Detect | 0.00558(J) | Non-Detect | 0.261(U) | 0.15 | Non-Detect | 0.165 | Non-Detect | 0.00779(J) | Non-Detect | Non-Detect |
| MR-AP-MW-1 | 9/19/2017 | 0.0559(J) | 98.6 | 13 | 0.17 | 8.78 | 430 | 824 | n/a | n/a | n/a | n/a | n/a | n/a | n/a | n/a | 0.17 | n/a | n/a | n/a | n/a | n/a | n/a |
| MR-AP-MW-1 | 2/1/2018 | n/a | n/a | n/a | 0.15 | 8.84 | n/a | n/a | Non-Detect | 0.00284(J) | 0.0814 | Non-Detect | 0.000372(J) | 0.00287(J) | Non-Detect | 0.693 | 0.15 | Non-Detect | 0.124 | Non-Detect | 0.0109 | Non-Detect | Non-Detect |
| MR-AP-MW-1 | 5/9/2018 | 0.0437(J) | 141 | 11 | 0.17 | 8.49 | 460 | 1020 | Non-Detect | 0.00109(J) | 0.116 | Non-Detect | Non-Detect | Non-Detect | Non-Detect | 0.413(U) | 0.17 | Non-Detect | 0.166 | Non-Detect | 0.00618(J) | Non-Detect | Non-Detect |
| MR-AP-MW-1 | 10/9/2018 | 0.0559(J) | 94.1 | 12 | 0.19 | 9.04 | 420 | 830 | Non-Detect | 0.00174(J) | 0.0933 | Non-Detect | Non-Detect | 0.00248(J) | Non-Detect | 0.338(U) | 0.19 | Non-Detect | 0.136 | Non-Detect | 0.00745(J) | Non-Detect | Non-Detect |
| MR-AP-MW-1 | 5/1/2019 | Non-Detect | 47.9 | 15 | 0.143 | 11.01 | 309 | 694 | Non-Detect | 0.00229(J) | 0.0672 | Non-Detect | Non-Detect | Non-Detect | Non-Detect | 0.312(U) | 0.143 | Non-Detect | 0.104 | Non-Detect | 0.00932(J) | Non-Detect | Non-Detect |
| MR-AP-MW-1 | 8/27/2019 | 0.0869(J) | 165 | 8.75 | 0.159 | 7.48 | 639 | 1120 | Non-Detect | 0.00211(J) | 0.0555 | Non-Detect | Non-Detect | 0.00336(J) | Non-Detect | 0.696 | 0.159 | Non-Detect | 0.264 | Non-Detect | 0.00563(J) | Non-Detect | Non-Detect |
| MR-AP-MW-1 | 3/9/2020 | 0.0747(J) | 126 | 19.6 | 0.179 | 11.95 | 341 | 815 | Non-Detect | 0.0058 | 0.0285 | Non-Detect | Non-Detect | 0.0105 | Non-Detect | 0.726 | 0.179 | Non-Detect | 0.123 | Non-Detect | 0.0142 | Non-Detect | Non-Detect |
| MR-AP-MW-1 | 10/19/2020 | 0.0512(J) | 32.6 | 16 | 0.16 | 11.44 | 233 | 530 | Non-Detect | 0.00351(J) | 0.0295 | Non-Detect | Non-Detect | 0.00527(J) | Non-Detect | 0.335(U) | 0.16 | Non-Detect | 0.09 | Non-Detect | 0.0116 | Non-Detect | Non-Detect |

# Analytical Data Summary
# Plant Miller Ash Pond
# Alabama Power Company

| | | APPENDIX III | | | | | | | APPENDIX IV | | | | | | | | | | | | | | |
|---|---|---|---|---|---|---|---|---|---|---|---|---|---|---|---|---|---|---|---|---|---|---|---|
| WELL | SAMPLE DATE | Boron | Calcium | Chloride | Fluoride | pH | Sulfate | TDS | Antimony | Arsenic | Barium | Beryllium | Cadmium | Chromium | Cobalt | Combined Radium 226 + 228 | Fluoride | Lead | Lithium | Mercury | Molybdenum | Selenium | Thallium |
| UNITS | | mg/L | mg/L | mg/L | mg/L | SU | mg/L | mg/L | mg/L | mg/L | mg/L | mg/L | mg/L | mg/L | mg/L | pCi/L | mg/L | mg/L | mg/L | mg/L | mg/L | mg/L | mg/L |
| MR-AP-MW-2 | 7/25/2016 | 0.0922(J) | 209 | 5.13 | 0.094(J) | 6.03 | 1340 | 2040 | Non-Detect | 0.00267(J) | 0.0266 | Non-Detect | Non-Detect | Non-Detect | 0.103 | 0.817 | 0.094(J) | Non-Detect | 0.163 | Non-Detect | Non-Detect | Non-Detect | Non-Detect |
| MR-AP-MW-2 | 9/28/2016 | 0.126 | 240 | 4 | 0.035(J) | 5.96 | 1680 | 2420 | Non-Detect | 0.00163(J) | 0.0246 | Non-Detect | 0.000219(J) | Non-Detect | 0.108 | 0.336(U) | 0.035(J) | Non-Detect | 0.197 | Non-Detect | Non-Detect | Non-Detect | 0.000214(J) |
| MR-AP-MW-2 | 11/1/2016 | 0.0959(J) | 213 | 4.99 | Non-Detect | 6.02 | 1430 | 2180 | Non-Detect | 0.00197(J) | 0.0186 | Non-Detect | Non-Detect | Non-Detect | 0.0813 | 0.00962(U) | Non-Detect | Non-Detect | 0.172 | Non-Detect | Non-Detect | Non-Detect | Non-Detect |
| MR-AP-MW-2 | 1/11/2017 | 0.0976(J) | 218 | 6.72 | Non-Detect | 6.11 | 1550 | 2320 | Non-Detect | 0.00168(J) | 0.0157 | Non-Detect | Non-Detect | Non-Detect | 0.0669 | 0.844 | Non-Detect | Non-Detect | 0.19 | Non-Detect | Non-Detect | Non-Detect | Non-Detect |
| MR-AP-MW-2 | 2/14/2017 | 0.147 | 244 | 7.4 | 0.05(J) | 6.16 | 1500 | 2380 | Non-Detect | 0.00175(J) | 0.0183 | Non-Detect | Non-Detect | Non-Detect | 0.084 | 0.444(U) | 0.05(J) | Non-Detect | 0.292 | Non-Detect | Non-Detect | Non-Detect | 0.000219(J) |
| MR-AP-MW-2 | 4/4/2017 | 0.121 | 234 | 8.3 | 0.07(J) | 6.1 | 1700 | 2360 | Non-Detect | 0.00148(J) | 0.016 | Non-Detect | Non-Detect | Non-Detect | 0.0829 | 0.379(U) | 0.07(J) | Non-Detect | 0.292 | Non-Detect | Non-Detect | Non-Detect | 0.000202(J) |
| MR-AP-MW-2 | 5/16/2017 | 0.167 | 241 | 6.6 | 0.07(J) | 6.12 | 1500 | 2400 | Non-Detect | 0.00156(J) | 0.0162 | Non-Detect | Non-Detect | Non-Detect | 0.0815 | 0.37(U) | 0.07(J) | Non-Detect | 0.25 | Non-Detect | Non-Detect | Non-Detect | Non-Detect |
| MR-AP-MW-2 | 6/14/2017 | 0.159 | 241 | 6 | 0.06(J) | 6.11 | 1700 | 2520 | Non-Detect | 0.00154(J) | 0.016 | Non-Detect | Non-Detect | Non-Detect | 0.077 | 0.875 | 0.06(J) | Non-Detect | 0.237 | Non-Detect | Non-Detect | Non-Detect | 0.000266(J) |
| MR-AP-MW-2 | 9/20/2017 | 0.148 | 235 | 8.3 | 0.12 | 6.16 | 1400 | 2500 | n/a | n/a | n/a | n/a | n/a | n/a | n/a | n/a | 0.12 | n/a | n/a | n/a | n/a | n/a | n/a |
| MR-AP-MW-2 | 2/1/2018 | n/a | n/a | n/a | 0.1 | 6.17 | n/a | n/a | Non-Detect | 0.0013(J) | 0.016 | Non-Detect | Non-Detect | Non-Detect | 0.0499 | 1.11 | 0.1 | Non-Detect | 0.222 | Non-Detect | Non-Detect | Non-Detect | Non-Detect |
| MR-AP-MW-2 | 5/9/2018 | 0.145 | 246 | 8.7 | 0.13 | 5.92 | 1300 | 2040 | Non-Detect | 0.00121(J) | 0.0143 | Non-Detect | Non-Detect | Non-Detect | 0.0534 | 0.301(U) | 0.13 | Non-Detect | 0.237 | Non-Detect | Non-Detect | Non-Detect | Non-Detect |
| MR-AP-MW-2 | 10/9/2018 | 0.15 | 272 | 8 | 0.1 | 6.21 | 1500 | 2460 | Non-Detect | 0.00156(J) | 0.0136 | Non-Detect | Non-Detect | Non-Detect | 0.0525 | 1.04 | 0.1 | Non-Detect | 0.25 | Non-Detect | Non-Detect | Non-Detect | Non-Detect |
| MR-AP-MW-2 | 5/1/2019 | 0.24 | 272 | 5.04 | 0.108 | 6.25 | 1580 | 2370 | Non-Detect | 0.0039(J) | 0.0164 | Non-Detect | Non-Detect | Non-Detect | 0.0642 | 0.29(U) | 0.108 | Non-Detect | 0.228 | Non-Detect | Non-Detect | Non-Detect | Non-Detect |
| MR-AP-MW-2 | 8/27/2019 | 0.192 | 251 | 7.95 | 0.19 | 6.25 | 1570 | 2470 | Non-Detect | 0.00194(J) | 0.0177 | Non-Detect | Non-Detect | Non-Detect | 0.0498 | 0.615 | 0.19 | Non-Detect | 0.257 | Non-Detect | Non-Detect | Non-Detect | Non-Detect |
| MR-AP-MW-2 | 3/3/2020 | 0.167 | 278 | 8.59 | 0.262 | 6.27 | 1690 | 2520 | Non-Detect | 0.00238(J) | 0.0172 | Non-Detect | Non-Detect | Non-Detect | 0.0471 | 0.361(U) | 0.262 | Non-Detect | 0.269 | Non-Detect | Non-Detect | Non-Detect | Non-Detect |
| MR-AP-MW-2 | 10/21/2020 | 0.316 | 212 | 9.47 | 0.236 | 6.29 | 1360 | 2190 | Non-Detect | 0.00346(J) | 0.0185 | Non-Detect | Non-Detect | Non-Detect | 0.0368 | 0.448(U) | 0.236 | Non-Detect | 0.217 | Non-Detect | 0.00458(J) | Non-Detect | Non-Detect |

# Analytical Data Summary
# Plant Miller Ash Pond
# Alabama Power Company

| | | APPENDIX III | | | | | | | APPENDIX IV | | | | | | | | | | | | | | |
|---|---|---|---|---|---|---|---|---|---|---|---|---|---|---|---|---|---|---|---|---|---|---|---|
| WELL | SAMPLE DATE | Boron | Calcium | Chloride | Fluoride | pH | Sulfate | TDS | Antimony | Arsenic | Barium | Beryllium | Cadmium | Chromium | Cobalt | Combined Radium 226 + 228 | Fluoride | Lead | Lithium | Mercury | Molybdenum | Selenium | Thallium |
| UNITS | | mg/L | mg/L | mg/L | mg/L | SU | mg/L | mg/L | mg/L | mg/L | mg/L | mg/L | mg/L | mg/L | mg/L | pCi/L | mg/L | mg/L | mg/L | mg/L | mg/L | mg/L | mg/L |
| MR-AP-MW-3D | 7/19/2016 | 0.527 | 296 | 52.7 | 0.268(J) | 6.72 | 900 | 1530 | 0.000725(J) | 0.0105 | 0.032 | Non-Detect | Non-Detect | Non-Detect | 0.00796(J) | 0.251(U) | 0.268(J) | Non-Detect | 0.128 | Non-Detect | 0.0216 | Non-Detect | Non-Detect |
| MR-AP-MW-3D | 9/26/2016 | 0.54 | 269 | 50.6 | 0.213(J) | 6.76 | 814 | 1480 | Non-Detect | 0.0106 | 0.0222 | Non-Detect | Non-Detect | Non-Detect | 0.00839(J) | 0.638 | 0.213(J) | Non-Detect | 0.12 | Non-Detect | 0.0226 | Non-Detect | Non-Detect |
| MR-AP-MW-3D | 10/31/2016 | 0.586 | 266 | 52.6 | 0.158(J) | 6.72 | 800 | 1430 | Non-Detect | 0.0111 | 0.0235 | Non-Detect | Non-Detect | Non-Detect | 0.00889(J) | 0.521(U) | 0.158(J) | Non-Detect | 0.128 | Non-Detect | 0.0209 | Non-Detect | Non-Detect |
| MR-AP-MW-3D | 1/9/2017 | 0.584 | 282 | 51.4 | 0.109(J) | 6.73 | 833 | 1500 | Non-Detect | 0.0119 | 0.0229 | Non-Detect | Non-Detect | Non-Detect | 0.00787(J) | 0.744 | 0.109(J) | Non-Detect | 0.124 | Non-Detect | 0.0219 | Non-Detect | Non-Detect |
| MR-AP-MW-3D | 2/13/2017 | 0.567 | 268 | 56 | 0.29 | 6.73 | n/a | 1380 | Non-Detect | 0.0122 | 0.0259 | Non-Detect | Non-Detect | Non-Detect | 0.00873(J) | -0.0115(U) | 0.29 | Non-Detect | 0.167 | Non-Detect | 0.0235 | Non-Detect | Non-Detect |
| MR-AP-MW-3D | 3/29/2017 | n/a | n/a | n/a | n/a | 6.68 | 760 | n/a | n/a | n/a | n/a | n/a | n/a | n/a | n/a | n/a | n/a | n/a | n/a | n/a | n/a | n/a | n/a |
| MR-AP-MW-3D | 4/3/2017 | 0.527 | 282 | 55 | 0.28 | 6.73 | 860 | 1370 | Non-Detect | 0.0115 | 0.0244 | Non-Detect | Non-Detect | Non-Detect | 0.00861(J) | 0.0879(U) | 0.28 | Non-Detect | 0.163 | Non-Detect | 0.0238 | Non-Detect | Non-Detect |
| MR-AP-MW-3D | 5/16/2017 | 0.477 | 234 | 55 | 0.3 | 6.71 | 630 | 1300 | Non-Detect | 0.0103 | 0.0229 | Non-Detect | Non-Detect | Non-Detect | 0.00736(J) | 0.137(U) | 0.3 | Non-Detect | 0.12 | Non-Detect | 0.0232 | Non-Detect | Non-Detect |
| MR-AP-MW-3D | 6/12/2017 | 0.491 | 232 | 57 | 0.29 | 6.79 | 710 | 1300 | Non-Detect | 0.0108 | 0.0246 | Non-Detect | Non-Detect | Non-Detect | 0.00684(J) | 0.589 | 0.29 | Non-Detect | 0.119 | Non-Detect | 0.0226 | Non-Detect | Non-Detect |
| MR-AP-MW-3D | 9/20/2017 | 0.505 | 211 | 43 | 0.35 | 6.8 | 590 | 1180 | n/a | n/a | n/a | n/a | n/a | n/a | n/a | n/a | 0.35 | n/a | n/a | n/a | n/a | n/a | n/a |
| MR-AP-MW-3D | 1/29/2018 | n/a | n/a | n/a | 0.35 | 6.82 | n/a | n/a | Non-Detect | 0.0119 | 0.0282 | Non-Detect | Non-Detect | Non-Detect | 0.00548(J) | 0.634 | 0.35 | Non-Detect | 0.11 | Non-Detect | 0.0236 | Non-Detect | Non-Detect |
| MR-AP-MW-3D | 5/10/2018 | 0.425 | 219 | 37 | 0.37 | 6.79 | 540 | 1060 | Non-Detect | 0.0111 | 0.0243 | Non-Detect | Non-Detect | Non-Detect | 0.00529(J) | 0.147(U) | 0.37 | Non-Detect | 0.112 | Non-Detect | 0.0219 | Non-Detect | Non-Detect |
| MR-AP-MW-3D | 10/9/2018 | 0.471 | 242 | 41 | 0.39 | 6.8 | 700 | 1220 | Non-Detect | 0.01 | 0.0234 | Non-Detect | Non-Detect | Non-Detect | 0.00683 | 0.693 | 0.39 | Non-Detect | 0.123 | Non-Detect | 0.0228 | Non-Detect | Non-Detect |
| MR-AP-MW-3D | 4/29/2019 | 0.407 | 186 | 40.7 | 0.343 | 6.81 | 484 | 956 | 0.00118(J) | 0.0108 | 0.0404 | Non-Detect | Non-Detect | Non-Detect | 0.00555 | 0.0878(U) | 0.343 | Non-Detect | 0.104 | Non-Detect | 0.0265 | Non-Detect | Non-Detect |
| MR-AP-MW-3D | 8/27/2019 | 0.443 | 189 | 34.7 | 0.361 | 6.84 | 529 | 960 | Non-Detect | 0.0111 | 0.0334 | Non-Detect | Non-Detect | Non-Detect | 0.00562 | 0.491(U) | 0.361 | Non-Detect | 0.115 | Non-Detect | 0.026 | Non-Detect | Non-Detect |
| MR-AP-MW-3D | 3/3/2020 | 0.422 | 170 | 29.1 | 0.397 | 6.85 | 488 | 840 | Non-Detect | 0.0118 | 0.0304 | Non-Detect | Non-Detect | Non-Detect | 0.00456(J) | 0.258(U) | 0.397 | Non-Detect | 0.11 | Non-Detect | 0.024 | Non-Detect | Non-Detect |
| MR-AP-MW-3D | 10/13/2020 | 0.492 | 162 | 25.9 | 0.362 | 6.9 | 473 | 937 | Non-Detect | 0.015 | 0.0293 | Non-Detect | Non-Detect | Non-Detect | 0.00555 | -0.209(U) | 0.362 | Non-Detect | 0.121 | Non-Detect | 0.0265 | Non-Detect | Non-Detect |

# Analytical Data Summary
# Plant Miller Ash Pond
# Alabama Power Company

| | | APPENDIX III | | | | | | | APPENDIX IV | | | | | | | | | | | | | | |
|---|---|---|---|---|---|---|---|---|---|---|---|---|---|---|---|---|---|---|---|---|---|---|---|
| WELL | SAMPLE DATE | Boron | Calcium | Chloride | Fluoride | pH | Sulfate | TDS | Antimony | Arsenic | Barium | Beryllium | Cadmium | Chromium | Cobalt | Combined Radium 226 + 228 | Fluoride | Lead | Lithium | Mercury | Molybdenum | Selenium | Thallium |
| UNITS | | mg/L | mg/L | mg/L | mg/L | SU | mg/L | mg/L | mg/L | mg/L | mg/L | mg/L | mg/L | mg/L | mg/L | pCi/L | mg/L | mg/L | mg/L | mg/L | mg/L | mg/L | mg/L |
| MR-AP-MW-3S | 7/19/2016 | 0.195 | 5.63 | 25 | 0.217(J) | 8.95 | 237 | 704 | 0.000787(J) | 0.00172(J) | 0.083 | Non-Detect | Non-Detect | Non-Detect | Non-Detect | -0.019(U) | 0.217(J) | Non-Detect | 0.186 | Non-Detect | 0.0307 | Non-Detect | Non-Detect |
| MR-AP-MW-3S | 9/26/2016 | 0.179 | 4.28 | 23.6 | 0.192(J) | 9.13 | 105 | 594 | Non-Detect | 0.00246(J) | 0.0616 | Non-Detect | Non-Detect | Non-Detect | Non-Detect | 0.488(U) | 0.192(J) | Non-Detect | 0.149 | Non-Detect | 0.0341 | Non-Detect | Non-Detect |
| MR-AP-MW-3S | 10/31/2016 | 0.19 | 4.04 | 24.4 | 0.157(J) | 9.04 | 94.9 | 572 | Non-Detect | 0.00224(J) | 0.073 | Non-Detect | Non-Detect | Non-Detect | Non-Detect | 0.147(U) | 0.157(J) | Non-Detect | 0.161 | Non-Detect | 0.028 | Non-Detect | Non-Detect |
| MR-AP-MW-3S | 1/9/2017 | 0.196 | 4.15 | 24.3 | 0.115(J) | 9.62 | 131 | 608 | Non-Detect | 0.00251(J) | 0.0791 | Non-Detect | Non-Detect | Non-Detect | Non-Detect | 0.288(U) | 0.115(J) | Non-Detect | 0.156 | Non-Detect | 0.0303 | Non-Detect | Non-Detect |
| MR-AP-MW-3S | 2/13/2017 | 0.187 | 4.38 | 28 | 0.27 | 9.43 | n/a | 584 | Non-Detect | 0.00179(J) | 0.101 | Non-Detect | Non-Detect | Non-Detect | Non-Detect | 0.226(U) | 0.27 | Non-Detect | 0.244 | Non-Detect | 0.0295 | Non-Detect | Non-Detect |
| MR-AP-MW-3S | 3/29/2017 | n/a | n/a | n/a | n/a | 9.04 | 160 | n/a | n/a | n/a | n/a | n/a | n/a | n/a | n/a | n/a | n/a | n/a | n/a | n/a | n/a | n/a | n/a |
| MR-AP-MW-3S | 4/3/2017 | 0.192 | 4.45 | 31 | 0.25 | 9.18 | 180 | 606 | Non-Detect | 0.00128(J) | 0.109 | Non-Detect | Non-Detect | Non-Detect | Non-Detect | -0.154(U) | 0.25 | Non-Detect | 0.25 | Non-Detect | 0.0261 | Non-Detect | Non-Detect |
| MR-AP-MW-3S | 5/16/2017 | 0.178 | 4.23 | 31 | 0.24 | 9.11 | 160 | 608 | Non-Detect | 0.00124(J) | 0.108 | Non-Detect | Non-Detect | Non-Detect | Non-Detect | 0.303(U) | 0.24 | Non-Detect | 0.199 | Non-Detect | 0.0281 | Non-Detect | Non-Detect |
| MR-AP-MW-3S | 6/12/2017 | 0.181 | 4.14 | 32 | 0.26 | 9.54 | 160 | 644 | Non-Detect | 0.0018(J) | 0.0919 | Non-Detect | Non-Detect | Non-Detect | Non-Detect | 0.645 | 0.26 | Non-Detect | 0.188 | Non-Detect | 0.0298 | Non-Detect | Non-Detect |
| MR-AP-MW-3S | 9/20/2017 | 0.188 | 3.88 | 30 | 0.26 | 9.69 | 140 | 592 | n/a | n/a | n/a | n/a | n/a | n/a | n/a | n/a | 0.26 | n/a | n/a | n/a | n/a | n/a | n/a |
| MR-AP-MW-3S | 1/29/2018 | n/a | n/a | n/a | 0.31 | 9.76 | n/a | n/a | Non-Detect | 0.00264(J) | 0.118 | Non-Detect | Non-Detect | Non-Detect | Non-Detect | 0.627 | 0.31 | Non-Detect | 0.164 | Non-Detect | 0.037 | Non-Detect | Non-Detect |
| MR-AP-MW-3S | 5/10/2018 | 0.183 | 3.79 | 34 | 0.31 | 9.44 | 120 | 606 | Non-Detect | 0.00262(J) | 0.133 | Non-Detect | Non-Detect | Non-Detect | Non-Detect | -0.0676(U) | 0.31 | Non-Detect | 0.183 | Non-Detect | 0.0331 | Non-Detect | Non-Detect |
| MR-AP-MW-3S | 10/9/2018 | 0.202 | 3.78 | 32 | 0.33 | 9.34 | 130 | 536 | Non-Detect | 0.00206(J) | 0.121 | Non-Detect | Non-Detect | Non-Detect | Non-Detect | 0.571 | 0.33 | Non-Detect | 0.175 | Non-Detect | 0.0377 | Non-Detect | Non-Detect |
| MR-AP-MW-3S | 4/22/2019 | 0.183(J) | 16.8 | 242 | 0.335 | 9.17 | 249 | 930 | 0.00126(J) | 0.00275(J) | 0.447 | Non-Detect | Non-Detect | Non-Detect | Non-Detect | 0.678 | 0.335 | Non-Detect | 0.243 | 0.000318(J) | 0.068 | Non-Detect | Non-Detect |
| MR-AP-MW-3S | 8/27/2019 | 0.209 | 9.68 | 145 | 0.294 | 9.23 | 248 | 837 | Non-Detect | 0.00222(J) | 0.395 | Non-Detect | Non-Detect | Non-Detect | Non-Detect | 1.17 | 0.294 | Non-Detect | 0.246 | Non-Detect | 0.0557 | Non-Detect | Non-Detect |
| MR-AP-MW-3S | 3/3/2020 | 0.217 | 9.94 | 177 | 0.286 | 9.4 | 298 | 953 | Non-Detect | 0.00199(J) | 0.347 | Non-Detect | Non-Detect | Non-Detect | Non-Detect | 0.821 | 0.286 | Non-Detect | 0.294 | Non-Detect | 0.0648 | Non-Detect | Non-Detect |
| MR-AP-MW-3S | 10/13/2020 | 0.271 | 6.81 | 96.3 | 0.311 | 9.04 | 236 | 793 | Non-Detect | Non-Detect | 0.22 | Non-Detect | Non-Detect | Non-Detect | Non-Detect | -0.0678(U) | 0.311 | Non-Detect | 0.347 | Non-Detect | 0.0517 | Non-Detect | Non-Detect |

# Analytical Data Summary
# Plant Miller Ash Pond
# Alabama Power Company

| | | APPENDIX III | | | | | | | APPENDIX IV | | | | | | | | | | | | | | |
|---|---|---|---|---|---|---|---|---|---|---|---|---|---|---|---|---|---|---|---|---|---|---|---|
| WELL | SAMPLE DATE | Boron | Calcium | Chloride | Fluoride | pH | Sulfate | TDS | Antimony | Arsenic | Barium | Beryllium | Cadmium | Chromium | Cobalt | Combined Radium 226 + 228 | Fluoride | Lead | Lithium | Mercury | Molybdenum | Selenium | Thallium |
| UNITS | | mg/L | mg/L | mg/L | mg/L | SU | mg/L | mg/L | mg/L | mg/L | mg/L | mg/L | mg/L | mg/L | mg/L | pCi/L | mg/L | mg/L | mg/L | mg/L | mg/L | mg/L | mg/L |
| MR-AP-MW-4 | 7/19/2016 | 0.496 | 333 | 40.8 | 0.252(J) | 5.82 | 981 | 1520 | Non-Detect | Non-Detect | 0.0165 | Non-Detect | 0.000302(J) | Non-Detect | 0.0427 | 0.621 | 0.252(J) | Non-Detect | 0.105 | Non-Detect | Non-Detect | Non-Detect | Non-Detect |
| MR-AP-MW-4 | 9/27/2016 | 0.514 | 320 | 47.1 | 0.209(J) | 5.85 | 958 | 1540 | Non-Detect | Non-Detect | 0.0139 | Non-Detect | 0.00021(J) | Non-Detect | 0.0401 | 0.529(U) | 0.209(J) | Non-Detect | 0.0988 | Non-Detect | Non-Detect | 0.0023(J) | Non-Detect |
| MR-AP-MW-4 | 11/1/2016 | 0.571 | 305 | 49.7 | 0.163(J) | 5.79 | 933 | 1510 | Non-Detect | Non-Detect | 0.0141 | Non-Detect | 0.000239(J) | Non-Detect | 0.0374 | 0.142(U) | 0.163(J) | Non-Detect | 0.104 | Non-Detect | Non-Detect | Non-Detect | Non-Detect |
| MR-AP-MW-4 | 1/9/2017 | 0.572 | 329 | 48.8 | 0.13(J) | 5.83 | 896 | 1510 | Non-Detect | Non-Detect | 0.0144 | Non-Detect | 0.000248(J) | Non-Detect | 0.0291 | 0.54(U) | 0.13(J) | Non-Detect | 0.102 | Non-Detect | Non-Detect | 0.00278(J) | Non-Detect |
| MR-AP-MW-4 | 2/13/2017 | 0.565 | 291 | 46 | 0.28 | 5.78 | n/a | 1460 | Non-Detect | Non-Detect | 0.0145 | Non-Detect | 0.00031(J) | Non-Detect | 0.0368 | 0.764 | 0.28 | Non-Detect | 0.136 | Non-Detect | Non-Detect | 0.00291(J) | Non-Detect |
| MR-AP-MW-4 | 3/30/2017 | n/a | n/a | n/a | n/a | 5.73 | 930 | n/a | n/a | n/a | n/a | n/a | n/a | n/a | n/a | n/a | n/a | n/a | n/a | n/a | n/a | n/a | n/a |
| MR-AP-MW-4 | 4/4/2017 | 0.536 | 287 | 50 | 0.27 | 5.7 | 870 | 1270 | Non-Detect | Non-Detect | 0.013 | Non-Detect | 0.000241(J) | Non-Detect | 0.0348 | -0.136(U) | 0.27 | Non-Detect | 0.134 | Non-Detect | Non-Detect | 0.00343(J) | Non-Detect |
| MR-AP-MW-4 | 5/16/2017 | 0.482 | 279 | 50 | 0.28 | 5.72 | 780 | 1420 | Non-Detect | Non-Detect | 0.0121 | Non-Detect | 0.000266(J) | Non-Detect | 0.0379 | 0.247(U) | 0.28 | Non-Detect | 0.1 | Non-Detect | Non-Detect | 0.003(J) | Non-Detect |
| MR-AP-MW-4 | 6/12/2017 | 0.478 | 258 | 52 | 0.27 | 5.83 | 790 | 1380 | Non-Detect | Non-Detect | 0.0133 | Non-Detect | 0.000272(J) | Non-Detect | 0.0376 | 0.6 | 0.27 | Non-Detect | 0.0992 | Non-Detect | Non-Detect | 0.00255(J) | Non-Detect |
| MR-AP-MW-4 | 9/20/2017 | 0.506 | 249 | 45 | 0.31 | 5.86 | 710 | 1270 | n/a | n/a | n/a | n/a | n/a | n/a | n/a | n/a | 0.31 | n/a | n/a | n/a | n/a | n/a | n/a |
| MR-AP-MW-4 | 1/29/2018 | n/a | n/a | n/a | 0.28 | 5.86 | n/a | n/a | Non-Detect | Non-Detect | 0.0137 | Non-Detect | Non-Detect | Non-Detect | 0.0171 | 0.786 | 0.28 | Non-Detect | 0.0852 | Non-Detect | Non-Detect | 0.00273(J) | Non-Detect |
| MR-AP-MW-4 | 5/9/2018 | 0.433 | 212 | 39 | 0.28 | 5.85 | 600 | 1040 | Non-Detect | Non-Detect | 0.0142 | Non-Detect | Non-Detect | Non-Detect | 0.0128 | -0.00808(U) | 0.28 | Non-Detect | 0.0926 | Non-Detect | Non-Detect | Non-Detect | Non-Detect |
| MR-AP-MW-4 | 10/8/2018 | 0.503 | 245 | 41 | 0.32 | 5.86 | 650 | 1180 | Non-Detect | Non-Detect | 0.0119 | Non-Detect | Non-Detect | Non-Detect | 0.011 | 0.311(U) | 0.32 | Non-Detect | 0.0877 | Non-Detect | Non-Detect | Non-Detect | Non-Detect |
| MR-AP-MW-4 | 4/29/2019 | 0.444 | 271 | 42.4 | 0.226 | 5.91 | 758 | 1180 | Non-Detect | Non-Detect | 0.0146 | Non-Detect | Non-Detect | Non-Detect | 0.0206 | 0.0390(U) | 0.226 | Non-Detect | 0.0729 | Non-Detect | Non-Detect | Non-Detect | Non-Detect |
| MR-AP-MW-4 | 8/27/2019 | 0.495 | 252 | 42.3 | 0.237 | 6.04 | 670 | 1120 | Non-Detect | Non-Detect | 0.014 | Non-Detect | Non-Detect | Non-Detect | 0.0157 | 0.533 | 0.237 | Non-Detect | 0.0741 | Non-Detect | Non-Detect | Non-Detect | Non-Detect |
| MR-AP-MW-4 | 3/4/2020 | 0.431 | 210 | 40.1 | 0.221 | 5.96 | 604 | 904 | Non-Detect | Non-Detect | 0.0137 | Non-Detect | Non-Detect | Non-Detect | 0.0119 | 0.310(U) | 0.221 | Non-Detect | 0.0851 | Non-Detect | Non-Detect | Non-Detect | Non-Detect |
| MR-AP-MW-4 | 10/14/2020 | 0.46 | 194 | 30.8 | 0.251 | 5.93 | 527 | 934 | Non-Detect | Non-Detect | 0.0127 | Non-Detect | Non-Detect | Non-Detect | 0.0117 | 0.434(U) | 0.251 | Non-Detect | 0.0651 | Non-Detect | Non-Detect | Non-Detect | Non-Detect |

# Analytical Data Summary
# Plant Miller Ash Pond
# Alabama Power Company

| | | APPENDIX III | | | | | | | APPENDIX IV | | | | | | | | | | | | | | |
|---|---|---|---|---|---|---|---|---|---|---|---|---|---|---|---|---|---|---|---|---|---|---|---|
| WELL | SAMPLE DATE | Boron | Calcium | Chloride | Fluoride | pH | Sulfate | TDS | Antimony | Arsenic | Barium | Beryllium | Cadmium | Chromium | Cobalt | Combined Radium 226 + 228 | Fluoride | Lead | Lithium | Mercury | Molybdenum | Selenium | Thallium |
| UNITS | | mg/L | mg/L | mg/L | mg/L | SU | mg/L | mg/L | mg/L | mg/L | mg/L | mg/L | mg/L | mg/L | mg/L | pCi/L | mg/L | mg/L | mg/L | mg/L | mg/L | mg/L | mg/L |
| MR-AP-MW-5 | 7/26/2016 | 0.873 | 315 | 39.1 | 0.296(J) | 7.01 | 1040 | 1630 | Non-Detect | 0.0112 | 0.0158 | Non-Detect | Non-Detect | Non-Detect | Non-Detect | 0.205(U) | 0.296(J) | Non-Detect | 0.249 | Non-Detect | 0.0718 | Non-Detect | Non-Detect |
| MR-AP-MW-5 | 9/28/2016 | 0.857 | 324 | 40.9 | 0.224(J) | 7.06 | 1020 | 1600 | Non-Detect | 0.00955 | 0.0153 | Non-Detect | Non-Detect | Non-Detect | Non-Detect | 0.403(U) | 0.224(J) | Non-Detect | 0.223 | Non-Detect | 0.0638 | Non-Detect | Non-Detect |
| MR-AP-MW-5 | 11/2/2016 | 0.909 | 305 | 44.1 | 0.164(J) | 7.02 | 1000 | 1640 | Non-Detect | 0.0129 | 0.0154 | Non-Detect | Non-Detect | Non-Detect | Non-Detect | 0.483(U) | 0.164(J) | Non-Detect | 0.229 | Non-Detect | 0.0665 | Non-Detect | Non-Detect |
| MR-AP-MW-5 | 1/10/2017 | 0.915 | 319 | 45.2 | 0.114(J) | 7.17 | 995 | 1660 | Non-Detect | 0.0135 | 0.015 | Non-Detect | Non-Detect | Non-Detect | Non-Detect | 0.687 | 0.114(J) | Non-Detect | 0.227 | Non-Detect | 0.067 | Non-Detect | Non-Detect |
| MR-AP-MW-5 | 2/14/2017 | 0.932 | 341 | 44 | 0.31 | 7.01 | 950 | 1600 | Non-Detect | 0.0141 | 0.017 | Non-Detect | Non-Detect | Non-Detect | Non-Detect | 0.5(U) | 0.31 | Non-Detect | 0.315 | Non-Detect | 0.0735 | Non-Detect | Non-Detect |
| MR-AP-MW-5 | 4/3/2017 | 0.932 | 329 | 48 | 0.3 | 7.09 | 1100 | 1600 | Non-Detect | 0.0141 | 0.0148 | Non-Detect | Non-Detect | Non-Detect | Non-Detect | 0.637 | 0.3 | Non-Detect | 0.307 | Non-Detect | 0.0719 | Non-Detect | Non-Detect |
| MR-AP-MW-5 | 5/17/2017 | 0.953 | 296 | 53 | 0.29 | 7 | 930 | 1630 | Non-Detect | 0.0138 | 0.0149 | Non-Detect | Non-Detect | Non-Detect | Non-Detect | 0.421(U) | 0.29 | Non-Detect | 0.247 | Non-Detect | 0.0733 | Non-Detect | Non-Detect |
| MR-AP-MW-5 | 6/12/2017 | 0.854 | 263 | 53 | 0.29 | 7.08 | 940 | 1770 | Non-Detect | 0.0118 | 0.0154 | Non-Detect | Non-Detect | Non-Detect | Non-Detect | 0.353(U) | 0.29 | Non-Detect | 0.237 | Non-Detect | 0.0655 | Non-Detect | Non-Detect |
| MR-AP-MW-5 | 9/18/2017 | 0.921 | 292 | 45 | 0.37 | 7.09 | 830 | 1530 | n/a | n/a | n/a | n/a | n/a | n/a | n/a | n/a | 0.37 | n/a | n/a | n/a | n/a | n/a | n/a |
| MR-AP-MW-5 | 2/1/2018 | n/a | n/a | n/a | 0.35 | 7.13 | n/a | n/a | Non-Detect | 0.0142 | 0.0162 | Non-Detect | Non-Detect | Non-Detect | Non-Detect | 0.38(U) | 0.35 | Non-Detect | 0.221 | Non-Detect | 0.076 | Non-Detect | Non-Detect |
| MR-AP-MW-5 | 5/9/2018 | 0.851 | 265 | 45 | 0.36 | 7.03 | 790 | 1430 | Non-Detect | 0.0114 | 0.0144 | Non-Detect | Non-Detect | Non-Detect | Non-Detect | 0.515(U) | 0.36 | Non-Detect | 0.238 | Non-Detect | 0.061 | Non-Detect | Non-Detect |
| MR-AP-MW-5 | 10/8/2018 | 0.833 | 290 | 44 | 0.43 | 7.26 | 820 | 1300 | Non-Detect | 0.0109 | 0.0149 | Non-Detect | Non-Detect | Non-Detect | Non-Detect | 0.921 | 0.43 | Non-Detect | 0.232 | Non-Detect | 0.0686 | Non-Detect | Non-Detect |
| MR-AP-MW-5 | 4/23/2019 | 0.849 | 330 | 43.3 | 0.407 | 7.03 | 884 | 1390 | Non-Detect | 0.0122 | 0.0163 | Non-Detect | Non-Detect | Non-Detect | Non-Detect | 1.12 | 0.407 | Non-Detect | 0.229 | 0.000319(J) | 0.0731 | Non-Detect | Non-Detect |
| MR-AP-MW-5 | 8/28/2019 | 0.852 | 279 | 47.1 | 0.385 | 7.08 | 818 | 1370 | Non-Detect | 0.0107 | 0.0158 | Non-Detect | Non-Detect | Non-Detect | Non-Detect | 0.81 | 0.385 | Non-Detect | 0.237 | Non-Detect | 0.0709 | Non-Detect | Non-Detect |
| MR-AP-MW-5 | 3/2/2020 | 0.851 | 267 | 42.1 | 0.382 | 7.18 | 859 | 1270 | Non-Detect | 0.0122 | 0.0155 | Non-Detect | Non-Detect | Non-Detect | Non-Detect | 0.407(U) | 0.382 | Non-Detect | 0.237 | Non-Detect | 0.0725 | Non-Detect | Non-Detect |
| MR-AP-MW-5 | 10/21/2020 | 0.847 | 242 | 35.8 | 0.427 | 7.07 | 669 | 1190 | Non-Detect | 0.0145 | 0.0173 | Non-Detect | Non-Detect | Non-Detect | Non-Detect | -0.12(U) | 0.427 | Non-Detect | 0.193 | Non-Detect | 0.0877 | Non-Detect | Non-Detect |

# Analytical Data Summary
# Plant Miller Ash Pond
# Alabama Power Company

| | | APPENDIX III | | | | | | | APPENDIX IV | | | | | | | | | | | | | | |
|---|---|---|---|---|---|---|---|---|---|---|---|---|---|---|---|---|---|---|---|---|---|---|---|
| WELL | SAMPLE DATE | Boron | Calcium | Chloride | Fluoride | pH | Sulfate | TDS | Antimony | Arsenic | Barium | Beryllium | Cadmium | Chromium | Cobalt | Combined Radium 226 + 228 | Fluoride | Lead | Lithium | Mercury | Molybdenum | Selenium | Thallium |
| UNITS | | mg/L | mg/L | mg/L | mg/L | SU | mg/L | mg/L | mg/L | mg/L | mg/L | mg/L | mg/L | mg/L | mg/L | pCi/L | mg/L | mg/L | mg/L | mg/L | mg/L | mg/L | mg/L |
| MR-AP-PZ-5 | 7/26/2016 | 0.434 | 52.8 | 30.5 | 1.05 | 7.88 | 487 | 1040 | Non-Detect | 0.00314(J) | 0.11 | Non-Detect | Non-Detect | Non-Detect | Non-Detect | 0.331(U) | 1.05 | Non-Detect | 0.228 | Non-Detect | 0.0122 | Non-Detect | Non-Detect |
| MR-AP-PZ-5 | 9/28/2016 | 0.454 | 246.4 | 31.1 | 0.799 | 7.8 | 422 | 1000 | Non-Detect | 0.00629 | 0.0644 | Non-Detect | Non-Detect | Non-Detect | Non-Detect | 0.556(U) | 0.799 | Non-Detect | 0.158 | Non-Detect | 0.00843(J) | Non-Detect | Non-Detect |
| MR-AP-PZ-5 | 11/2/2016 | 0.46 | 61.3 | 30.2 | 0.627 | 7.86 | 345 | 920 | Non-Detect | 0.00438(J) | 0.0781 | Non-Detect | Non-Detect | Non-Detect | Non-Detect | 0.217(U) | 0.627 | Non-Detect | 0.179 | Non-Detect | 0.00605(J) | Non-Detect | Non-Detect |
| MR-AP-PZ-5 | 1/12/2017 | 0.471 | 47.7 | 29.8 | 0.609 | 7.9 | 281 | 812 | 0.000701(J) | 0.0039(J) | 0.0582 | Non-Detect | Non-Detect | Non-Detect | Non-Detect | 0.432(U) | 0.609 | Non-Detect | 0.166 | Non-Detect | 0.0049(J) | Non-Detect | Non-Detect |
| MR-AP-PZ-5 | 2/13/2017 | 0.473 | 54 | 33 | 0.88 | 7.86 | n/a | 832 | 0.00166(J) | 0.00443(J) | 0.0612 | Non-Detect | Non-Detect | Non-Detect | Non-Detect | 0.279(U) | 0.88 | Non-Detect | 0.243 | Non-Detect | 0.00784(J) | Non-Detect | Non-Detect |
| MR-AP-PZ-5 | 3/30/2017 | n/a | n/a | n/a | n/a | 8.06 | 160 | n/a | n/a | n/a | n/a | n/a | n/a | n/a | n/a | n/a | n/a | n/a | n/a | n/a | n/a | n/a | n/a |
| MR-AP-PZ-5 | 4/3/2017 | 0.424 | 28.7 | 32 | 1.1 | 8 | 190 | 710 | 0.0008(J) | 0.00206(J) | 0.166 | Non-Detect | Non-Detect | Non-Detect | Non-Detect | 0.195(U) | 1.1 | Non-Detect | 0.216 | Non-Detect | 0.00474(J) | Non-Detect | Non-Detect |
| MR-AP-PZ-5 | 5/17/2017 | 0.462 | 26.7 | 37 | 1 | 7.99 | 190 | 718 | 0.000975(J) | 0.00306(J) | 0.11 | Non-Detect | Non-Detect | Non-Detect | Non-Detect | 0.569(U) | 1 | Non-Detect | 0.177 | Non-Detect | 0.00447(J) | Non-Detect | Non-Detect |
| MR-AP-PZ-5 | 6/12/2017 | 0.418 | 26.3 | 34 | 1.1 | 7.91 | 150 | 724 | 0.00107(J) | 0.00203(J) | 0.127 | Non-Detect | Non-Detect | Non-Detect | Non-Detect | 0.48(U) | 1.1 | Non-Detect | 0.161 | Non-Detect | 0.003(J) | Non-Detect | Non-Detect |
| MR-AP-PZ-5 | 9/18/2017 | 0.428 | 20.2 | 36 | 1.1 | 8.04 | 86 | 616 | n/a | n/a | n/a | n/a | n/a | n/a | n/a | n/a | 1.1 | n/a | n/a | n/a | n/a | n/a | n/a |
| MR-AP-PZ-5 | 2/1/2018 | n/a | n/a | n/a | 1 | 8.23 | n/a | n/a | Non-Detect | 0.00181(J) | 0.144 | Non-Detect | Non-Detect | Non-Detect | Non-Detect | 0.851 | 1 | Non-Detect | 0.133 | Non-Detect | Non-Detect | Non-Detect | Non-Detect |
| MR-AP-PZ-5 | 5/9/2018 | 0.406 | 13.8 | 31 | 1.1 | 8.6 | 29 | 486 | 0.00103(J) | 0.00291(J) | 0.131 | Non-Detect | Non-Detect | Non-Detect | Non-Detect | 0.171(U) | 1.1 | Non-Detect | 0.139 | Non-Detect | Non-Detect | Non-Detect | Non-Detect |
| MR-AP-PZ-5 | 10/8/2018 | 0.42 | 11.1 | 32 | 1.3 | 8.31 | 4.7(J) | 464 | Non-Detect | 0.00166(J) | 0.111 | Non-Detect | Non-Detect | Non-Detect | Non-Detect | 0.44(U) | 1.3 | Non-Detect | 0.137 | Non-Detect | Non-Detect | Non-Detect | Non-Detect |
| MR-AP-PZ-5 | 4/23/2019 | 0.372 | 11.9 | 24.9 | 1.33 | 8.18 | 8.17 | 478 | 0.0009(J) | Non-Detect | 0.176 | Non-Detect | Non-Detect | Non-Detect | Non-Detect | 0.267(U) | 1.33 | Non-Detect | 0.134 | 0.000311(J) | Non-Detect | Non-Detect | Non-Detect |
| MR-AP-PZ-5 | 8/29/2019 | 0.319 | 14.2 | 28.5 | 2.07 | 8.26 | 92 | 734 | Non-Detect | 0.00123(J) | 0.25 | Non-Detect | Non-Detect | Non-Detect | Non-Detect | 0.355(U) | 2.07 | Non-Detect | 0.164 | Non-Detect | Non-Detect | Non-Detect | Non-Detect |
| MR-AP-PZ-5 | 3/2/2020 | 0.328 | 10.3 | 29.5 | 1.9 | 8.34 | 19.8 | 594 | Non-Detect | 0.0013(J) | 0.165 | Non-Detect | Non-Detect | Non-Detect | Non-Detect | 0.213(U) | 1.9 | Non-Detect | 0.147 | Non-Detect | Non-Detect | Non-Detect | Non-Detect |
| MR-AP-PZ-5 | 10/21/2020 | 0.328 | 7.36 | 23.9 | 1.89 | 8.16 | 7.39 | 594 | Non-Detect | 0.00137(J) | 0.166 | Non-Detect | Non-Detect | Non-Detect | Non-Detect | 0.0492(U) | 1.89 | Non-Detect | 0.127 | Non-Detect | Non-Detect | Non-Detect | Non-Detect |

# Analytical Data Summary
# Plant Miller Ash Pond
# Alabama Power Company

| | | APPENDIX III | | | | | | | APPENDIX IV | | | | | | | | | | | | | | |
|---|---|---|---|---|---|---|---|---|---|---|---|---|---|---|---|---|---|---|---|---|---|---|---|
| WELL | SAMPLE DATE | Boron | Calcium | Chloride | Fluoride | pH | Sulfate | TDS | Antimony | Arsenic | Barium | Beryllium | Cadmium | Chromium | Cobalt | Combined Radium 226 + 228 | Fluoride | Lead | Lithium | Mercury | Molybdenum | Selenium | Thallium |
| UNITS | | mg/L | mg/L | mg/L | mg/L | SU | mg/L | mg/L | mg/L | mg/L | mg/L | mg/L | mg/L | mg/L | mg/L | pCi/L | mg/L | mg/L | mg/L | mg/L | mg/L | mg/L | mg/L |
| MR-AP-MW-6 | 7/26/2016 | 0.835 | 135 | 24.8 | 0.108(J) | 5.98 | 532 | 868 | Non-Detect | Non-Detect | 0.0266 | Non-Detect | Non-Detect | Non-Detect | 0.0648 | 0.459(U) | 0.108(J) | Non-Detect | 0.0874 | Non-Detect | 0.00707(J) | Non-Detect | Non-Detect |
| MR-AP-MW-6 | 9/28/2016 | 0.807 | 141 | 24.9 | 0.054(J) | 6 | 540 | 884 | Non-Detect | Non-Detect | 0.0261 | Non-Detect | Non-Detect | Non-Detect | 0.0673 | 0.0516(U) | 0.054(J) | Non-Detect | 0.0812 | Non-Detect | 0.00623(J) | Non-Detect | Non-Detect |
| MR-AP-MW-6 | 11/1/2016 | 0.838 | 137 | 26 | Non-Detect | 6 | 521 | 862 | Non-Detect | Non-Detect | 0.0265 | Non-Detect | Non-Detect | Non-Detect | 0.0605 | 0.279(U) | Non-Detect | Non-Detect | 0.0841 | Non-Detect | 0.0059(J) | Non-Detect | Non-Detect |
| MR-AP-MW-6 | 1/9/2017 | 0.848 | 140 | 25.1 | Non-Detect | 6.04 | 543 | 918 | Non-Detect | Non-Detect | 0.0256 | Non-Detect | Non-Detect | Non-Detect | 0.0504 | 0.114(U) | Non-Detect | Non-Detect | 0.0842 | Non-Detect | 0.00476(J) | Non-Detect | Non-Detect |
| MR-AP-MW-6 | 2/13/2017 | 0.869 | 141 | 28 | 0.08(J) | 6.04 | n/a | 896 | Non-Detect | Non-Detect | 0.0286 | Non-Detect | Non-Detect | Non-Detect | 0.065 | -0.0383(U) | 0.08(J) | Non-Detect | 0.101 | Non-Detect | 0.00615(J) | Non-Detect | Non-Detect |
| MR-AP-MW-6 | 3/29/2017 | n/a | n/a | n/a | n/a | 6.01 | 540 | n/a | n/a | n/a | n/a | n/a | n/a | n/a | n/a | n/a | n/a | n/a | n/a | n/a | n/a | n/a | n/a |
| MR-AP-MW-6 | 4/3/2017 | 0.881 | 141 | 29 | 0.07(J) | 6.02 | 550 | 852 | Non-Detect | Non-Detect | 0.0253 | Non-Detect | Non-Detect | Non-Detect | 0.0701 | 0.429(U) | 0.07(J) | Non-Detect | 0.102 | Non-Detect | 0.00623(J) | Non-Detect | Non-Detect |
| MR-AP-MW-6 | 5/16/2017 | 0.81 | 145 | 30 | 0.09(J) | 5.92 | 490 | 924 | Non-Detect | Non-Detect | 0.0268 | Non-Detect | Non-Detect | Non-Detect | 0.0725 | 0.0754(U) | 0.09(J) | Non-Detect | 0.0778 | Non-Detect | 0.00662(J) | Non-Detect | Non-Detect |
| MR-AP-MW-6 | 6/12/2017 | 0.832 | 144 | 31 | 0.1 | 5.99 | 560 | 928 | Non-Detect | Non-Detect | 0.026 | Non-Detect | Non-Detect | Non-Detect | 0.0656 | 0.506 | 0.1 | Non-Detect | 0.0784 | Non-Detect | 0.00613(J) | Non-Detect | Non-Detect |
| MR-AP-MW-6 | 9/18/2017 | 0.864 | 144 | 29 | 0.11 | 6.04 | 510 | 908 | n/a | n/a | n/a | n/a | n/a | n/a | n/a | n/a | 0.11 | n/a | n/a | n/a | n/a | n/a | n/a |
| MR-AP-MW-6 | 2/1/2018 | n/a | n/a | n/a | 0.1 | 6.05 | n/a | n/a | Non-Detect | Non-Detect | 0.0264 | Non-Detect | Non-Detect | Non-Detect | 0.0564 | 0.433(U) | 0.1 | Non-Detect | 0.0732 | Non-Detect | 0.00656(J) | Non-Detect | Non-Detect |
| MR-AP-MW-6 | 5/9/2018 | 0.878 | 150 | 32 | 0.09(J) | 6.01 | 500 | 908 | Non-Detect | Non-Detect | 0.0242 | Non-Detect | Non-Detect | Non-Detect | 0.0641 | 0.106(U) | 0.09(J) | Non-Detect | 0.079 | Non-Detect | 0.00525(J) | Non-Detect | Non-Detect |
| MR-AP-MW-6 | 10/8/2018 | 0.905 | 150 | 33 | 0.13 | 6.1 | 490 | 882 | Non-Detect | Non-Detect | 0.023 | Non-Detect | Non-Detect | Non-Detect | 0.0616 | 0.612 | 0.13 | Non-Detect | 0.077 | Non-Detect | 0.00565(J) | Non-Detect | Non-Detect |
| MR-AP-MW-6 | 4/23/2019 | 0.862 | 167 | 33 | 0.167 | 6.06 | 638 | 882 | Non-Detect | Non-Detect | 0.0256 | Non-Detect | Non-Detect | Non-Detect | 0.0471 | 0.356 | 0.167 | Non-Detect | 0.0822 | Non-Detect | 0.00479(J) | Non-Detect | Non-Detect |
| MR-AP-MW-6 | 8/28/2019 | 0.906 | 148 | 32.5 | 0.105 | 5.98 | 609 | 903 | Non-Detect | Non-Detect | 0.0269 | Non-Detect | Non-Detect | Non-Detect | 0.0283 | 0.268(U) | 0.105 | Non-Detect | 0.0853 | Non-Detect | 0.00285(J) | Non-Detect | Non-Detect |
| MR-AP-MW-6 | 3/3/2020 | 0.895 | 155 | 35.3 | 0.121 | 6.11 | 600 | 926 | Non-Detect | Non-Detect | 0.0257 | Non-Detect | Non-Detect | Non-Detect | 0.0186 | 0.177(U) | 0.121 | Non-Detect | 0.0877 | Non-Detect | 0.00282(J) | Non-Detect | Non-Detect |
| MR-AP-MW-6 | 10/20/2020 | 0.947 | 148 | 34 | 0.109 | 6.15 | 513 | 876 | Non-Detect | Non-Detect | 0.0252 | Non-Detect | Non-Detect | Non-Detect | 0.00675 | 0.321(U) | 0.109 | Non-Detect | 0.0785 | Non-Detect | Non-Detect | Non-Detect | Non-Detect |

# Analytical Data Summary
# Plant Miller Ash Pond
# Alabama Power Company

| | | APPENDIX III | | | | | | | APPENDIX IV | | | | | | | | | | | | | | |
|---|---|---|---|---|---|---|---|---|---|---|---|---|---|---|---|---|---|---|---|---|---|---|---|
| WELL | SAMPLE DATE | Boron | Calcium | Chloride | Fluoride | pH | Sulfate | TDS | Antimony | Arsenic | Barium | Beryllium | Cadmium | Chromium | Cobalt | Combined Radium 226 + 228 | Fluoride | Lead | Lithium | Mercury | Molybdenum | Selenium | Thallium |
| UNITS | | mg/L | mg/L | mg/L | mg/L | SU | mg/L | mg/L | mg/L | mg/L | mg/L | mg/L | mg/L | mg/L | mg/L | pCi/L | mg/L | mg/L | mg/L | mg/L | mg/L | mg/L | mg/L |
| MR-AP-MW-7D | 7/21/2016 | 0.744 | 115 | 21.8 | 0.125(J) | 6.71 | 367 | 756 | Non-Detect | 0.00186(J) | 0.0343 | Non-Detect | Non-Detect | Non-Detect | Non-Detect | 0.514 | 0.125(J) | Non-Detect | 0.124 | Non-Detect | 0.0155 | Non-Detect | Non-Detect |
| MR-AP-MW-7D | 9/27/2016 | 0.711 | 109 | 22.1 | 0.068(J) | 6.71 | 347 | 778 | Non-Detect | 0.00193(J) | 0.0294 | Non-Detect | Non-Detect | Non-Detect | Non-Detect | 0.798 | 0.068(J) | Non-Detect | 0.115 | Non-Detect | 0.0133 | Non-Detect | Non-Detect |
| MR-AP-MW-7D | 11/1/2016 | 0.745 | 106 | 22.4 | 0.014(J) | 6.74 | 342 | 746 | Non-Detect | 0.00177(J) | 0.0316 | Non-Detect | Non-Detect | Non-Detect | Non-Detect | 0.657 | 0.014(J) | Non-Detect | 0.117 | Non-Detect | 0.012 | Non-Detect | Non-Detect |
| MR-AP-MW-7D | 1/10/2017 | 0.733 | 107 | 22.2 | Non-Detect | 6.77 | 333 | 714 | Non-Detect | 0.00185(J) | 0.0304 | Non-Detect | Non-Detect | Non-Detect | Non-Detect | 0.427(U) | Non-Detect | Non-Detect | 0.107 | Non-Detect | 0.0108 | Non-Detect | Non-Detect |
| MR-AP-MW-7D | 2/14/2017 | 0.753 | 114 | 26 | 0.07(J) | 6.74 | 320 | 744 | Non-Detect | 0.00174(J) | 0.0359 | Non-Detect | Non-Detect | Non-Detect | Non-Detect | 0.437(U) | 0.07(J) | Non-Detect | 0.142 | Non-Detect | 0.0102 | Non-Detect | Non-Detect |
| MR-AP-MW-7D | 4/4/2017 | 0.755 | 105 | 26 | 0.09(J) | 6.66 | 350 | 746 | Non-Detect | 0.00157(J) | 0.0295 | Non-Detect | Non-Detect | Non-Detect | Non-Detect | 0.343(U) | 0.09(J) | Non-Detect | 0.137 | Non-Detect | 0.0089(J) | Non-Detect | Non-Detect |
| MR-AP-MW-7D | 5/16/2017 | 0.691 | 105 | 26 | 0.1 | 6.69 | 340 | 772 | Non-Detect | 0.0015(J) | 0.0319 | Non-Detect | Non-Detect | Non-Detect | Non-Detect | 0.625 | 0.1 | Non-Detect | 0.109 | Non-Detect | 0.00836(J) | Non-Detect | Non-Detect |
| MR-AP-MW-7D | 6/13/2017 | 0.715 | 110 | 27 | 0.1 | 6.71 | 360 | 780 | Non-Detect | 0.00144(J) | 0.0307 | Non-Detect | Non-Detect | Non-Detect | Non-Detect | 0.625() | 0.1 | Non-Detect | 0.108 | Non-Detect | 0.00732(J) | Non-Detect | Non-Detect |
| MR-AP-MW-7D | 9/18/2017 | 0.734 | 108 | 25 | 0.11 | 6.77 | 340 | 770 | n/a | n/a | n/a | n/a | n/a | n/a | n/a | n/a | 0.11 | n/a | n/a | n/a | n/a | n/a | n/a |
| MR-AP-MW-7D | 1/29/2018 | n/a | n/a | n/a | 0.1 | 6.75 | n/a | n/a | Non-Detect | 0.00185(J) | 0.0331 | Non-Detect | Non-Detect | Non-Detect | Non-Detect | 0.218(U) | 0.1 | Non-Detect | 0.1 | Non-Detect | 0.00815(J) | Non-Detect | Non-Detect |
| MR-AP-MW-7D | 5/9/2018 | 0.727 | 110 | 27 | 0.1 | 6.7 | 340 | 730 | Non-Detect | 0.00148(J) | 0.032 | Non-Detect | Non-Detect | Non-Detect | Non-Detect | 0.395(U) | 0.1 | Non-Detect | 0.107 | Non-Detect | 0.00604(J) | Non-Detect | Non-Detect |
| MR-AP-MW-7D | 10/9/2018 | 0.769 | 114 | 29 | 0.12 | 6.74 | 360 | 764 | Non-Detect | 0.00211(J) | 0.0296 | Non-Detect | Non-Detect | Non-Detect | Non-Detect | 0.44(U) | 0.12 | Non-Detect | 0.103 | Non-Detect | 0.00618(J) | Non-Detect | Non-Detect |
| MR-AP-MW-7D | 4/24/2019 | 0.756 | 140 | 28 | 0.156 | 6.63 | 364 | 748 | Non-Detect | 0.00189(J) | 0.0326 | Non-Detect | Non-Detect | Non-Detect | Non-Detect | 0.423(U) | 0.156 | Non-Detect | 0.0996 | 0.000318(J) | 0.00612(J) | Non-Detect | Non-Detect |
| MR-AP-MW-7D | 8/28/2019 | 0.764 | 113 | 27.2 | 0.106 | 6.58 | 371 | 660 | Non-Detect | 0.00197(J) | 0.0361 | Non-Detect | Non-Detect | Non-Detect | Non-Detect | 0.327(U) | 0.106 | Non-Detect | 0.111 | Non-Detect | 0.00531(J) | Non-Detect | Non-Detect |
| MR-AP-MW-7D | 3/3/2020 | 0.752 | 117 | 28.6 | 0.105 | 6.74 | 419 | 736 | Non-Detect | 0.00224(J) | 0.034 | Non-Detect | Non-Detect | Non-Detect | Non-Detect | 0.194(U) | 0.105 | Non-Detect | 0.109 | Non-Detect | 0.00727(J) | Non-Detect | Non-Detect |
| MR-AP-MW-7DR | 10/20/2020 | 0.745 | 121 | 43.2 | 0.122 | 6.78 | 384 | 818 | Non-Detect | 0.00547 | 0.0331 | Non-Detect | Non-Detect | Non-Detect | Non-Detect | 0.197(U) | 0.122 | Non-Detect | 0.12 | Non-Detect | 0.00424(J) | Non-Detect | Non-Detect |

# Analytical Data Summary
# Plant Miller Ash Pond
# Alabama Power Company

| | | APPENDIX III | | | | | | | APPENDIX IV | | | | | | | | | | | | | | |
|---|---|---|---|---|---|---|---|---|---|---|---|---|---|---|---|---|---|---|---|---|---|---|---|
| WELL | SAMPLE DATE | Boron | Calcium | Chloride | Fluoride | pH | Sulfate | TDS | Antimony | Arsenic | Barium | Beryllium | Cadmium | Chromium | Cobalt | Combined Radium 226 + 228 | Fluoride | Lead | Lithium | Mercury | Molybdenum | Selenium | Thallium |
| UNITS | | mg/L | mg/L | mg/L | mg/L | SU | mg/L | mg/L | mg/L | mg/L | mg/L | mg/L | mg/L | mg/L | mg/L | pCi/L | mg/L | mg/L | mg/L | mg/L | mg/L | mg/L | mg/L |
| MR-AP-MW-7S | 7/21/2016 | 0.69 | 88.2 | 20.6 | 0.203(J) | 6.51 | 277 | 640 | Non-Detect | 0.00237(J) | 0.0415 | Non-Detect | Non-Detect | Non-Detect | Non-Detect | 0.209(U) | 0.203(J) | Non-Detect | 0.148 | Non-Detect | 0.0283 | Non-Detect | Non-Detect |
| MR-AP-MW-7S | 9/27/2016 | 0.669 | 79.1 | 20.7 | 0.138(J) | 6.51 | 258 | 612 | Non-Detect | 0.00249(J) | 0.0355 | Non-Detect | Non-Detect | Non-Detect | Non-Detect | 0.515(U) | 0.138(J) | Non-Detect | 0.146 | Non-Detect | 0.029 | Non-Detect | Non-Detect |
| MR-AP-MW-7S | 11/1/2016 | 0.697 | 78 | 21.1 | 0.08(J) | 6.51 | 251 | 626 | Non-Detect | 0.00239(J) | 0.038 | Non-Detect | Non-Detect | Non-Detect | Non-Detect | 0.315(U) | 0.08(J) | Non-Detect | 0.15 | Non-Detect | 0.0262 | Non-Detect | Non-Detect |
| MR-AP-MW-7S | 1/10/2017 | 0.705 | 85.3 | 21.3 | 0.034(J) | 6.52 | 257 | 610 | Non-Detect | 0.00267(J) | 0.0369 | Non-Detect | Non-Detect | Non-Detect | Non-Detect | 0.207(U) | 0.034(J) | Non-Detect | 0.141 | Non-Detect | 0.028 | Non-Detect | Non-Detect |
| MR-AP-MW-7S | 2/14/2017 | 0.722 | 82.7 | 24 | 0.17 | 6.5 | 250 | 608 | Non-Detect | 0.00272(J) | 0.0414 | Non-Detect | Non-Detect | Non-Detect | Non-Detect | 0.315(U) | 0.17 | Non-Detect | 0.18 | Non-Detect | 0.0293 | Non-Detect | Non-Detect |
| MR-AP-MW-7S | 4/4/2017 | 0.727 | 81.6 | 24 | 0.2 | 6.4 | 260 | 582 | Non-Detect | 0.00253(J) | 0.0349 | Non-Detect | Non-Detect | Non-Detect | Non-Detect | 0.316(U) | 0.2 | Non-Detect | 0.183 | Non-Detect | 0.0284 | Non-Detect | Non-Detect |
| MR-AP-MW-7S | 5/16/2017 | 0.647 | 78.6 | 25 | 0.18 | 6.45 | 250 | 630 | Non-Detect | 0.0023(J) | 0.0384 | Non-Detect | Non-Detect | Non-Detect | Non-Detect | 0.177(U) | 0.18 | Non-Detect | 0.146 | Non-Detect | 0.0281 | Non-Detect | Non-Detect |
| MR-AP-MW-7S | 6/13/2017 | 0.673 | 82.3 | 26 | 0.18 | 6.49 | 260 | 636 | Non-Detect | 0.00222(J) | 0.034 | Non-Detect | Non-Detect | Non-Detect | Non-Detect | 0.48 | 0.18 | Non-Detect | 0.147 | Non-Detect | 0.0255 | Non-Detect | Non-Detect |
| MR-AP-MW-7S | 9/18/2017 | 0.697 | 81.6 | 24 | 0.22 | 6.56 | 240 | 618 | n/a | n/a | n/a | n/a | n/a | n/a | n/a | n/a | 0.22 | n/a | n/a | n/a | n/a | n/a | n/a |
| MR-AP-MW-7S | 1/30/2018 | n/a | n/a | n/a | 0.21 | 6.54 | n/a | n/a | Non-Detect | 0.00254(J) | 0.0381 | Non-Detect | Non-Detect | 0.00207(J) | Non-Detect | 0.53 | 0.21 | Non-Detect | 0.14 | Non-Detect | 0.032 | Non-Detect | Non-Detect |
| MR-AP-MW-7S | 5/9/2018 | 0.692 | 81.1 | 25 | 0.21 | 6.52 | 210 | 542 | Non-Detect | 0.0025(J) | 0.0365 | Non-Detect | Non-Detect | Non-Detect | Non-Detect | 0.248(U) | 0.21 | Non-Detect | 0.15 | Non-Detect | 0.0278 | Non-Detect | Non-Detect |
| MR-AP-MW-7S | 10/9/2018 | 0.737 | 82 | 25 | 0.25 | 6.56 | 220 | 558 | Non-Detect | 0.00202(J) | 0.0333 | Non-Detect | Non-Detect | Non-Detect | Non-Detect | 0.695 | 0.25 | Non-Detect | 0.153 | Non-Detect | 0.0302 | Non-Detect | Non-Detect |
| MR-AP-MW-7S | 4/24/2019 | 0.73 | 103 | 22.9 | 0.296 | 6.43 | 239 | 574 | Non-Detect | 0.00245(J) | 0.0402 | Non-Detect | Non-Detect | Non-Detect | Non-Detect | 0.148(U) | 0.296 | Non-Detect | 0.148 | Non-Detect | 0.0325 | Non-Detect | Non-Detect |
| MR-AP-MW-7S | 8/28/2019 | 0.743 | 83.7 | 22.7 | 0.221 | 6.56 | 258 | 568 | Non-Detect | 0.0021(J) | 0.0451 | Non-Detect | Non-Detect | Non-Detect | Non-Detect | 0.864 | 0.221 | Non-Detect | 0.158 | Non-Detect | 0.0349 | Non-Detect | Non-Detect |
| MR-AP-MW-7S | 3/3/2020 | 0.74 | 83.5 | 23.2 | 0.219 | 6.55 | 295 | 600 | Non-Detect | 0.00237(J) | 0.0383 | Non-Detect | Non-Detect | Non-Detect | Non-Detect | 0.351(U) | 0.219 | Non-Detect | 0.158 | Non-Detect | 0.0344 | Non-Detect | Non-Detect |
| MR-AP-MW-7SR | 10/20/2020 | 0.726 | 92.8 | 22.9 | 0.222 | 6.54 | 268 | 588 | Non-Detect | 0.00251(J) | 0.0466 | Non-Detect | Non-Detect | Non-Detect | Non-Detect | 0.398(U) | 0.222 | Non-Detect | 0.143 | Non-Detect | 0.0356 | Non-Detect | Non-Detect |

# Analytical Data Summary
# Plant Miller Ash Pond
# Alabama Power Company

| | | APPENDIX III | | | | | | | APPENDIX IV | | | | | | | | | | | | | | |
|---|---|---|---|---|---|---|---|---|---|---|---|---|---|---|---|---|---|---|---|---|---|---|---|
| WELL | SAMPLE DATE | Boron | Calcium | Chloride | Fluoride | pH | Sulfate | TDS | Antimony | Arsenic | Barium | Beryllium | Cadmium | Chromium | Cobalt | Combined Radium 226 + 228 | Fluoride | Lead | Lithium | Mercury | Molybdenum | Selenium | Thallium |
| UNITS | | mg/L | mg/L | mg/L | mg/L | SU | mg/L | mg/L | mg/L | mg/L | mg/L | mg/L | mg/L | mg/L | mg/L | pCi/L | mg/L | mg/L | mg/L | mg/L | mg/L | mg/L | mg/L |
| MR-AP-MW-8D | 7/25/2016 | 0.916 | 46.8 | 6.35 | 0.26(J) | 6.27 | 321 | 592 | Non-Detect | 0.00116(J) | 0.0547 | Non-Detect | Non-Detect | Non-Detect | 0.0051(J) | 0.305(U) | 0.26(J) | Non-Detect | 0.0373(J) | Non-Detect | 0.0173 | Non-Detect | Non-Detect |
| MR-AP-MW-8D | 9/28/2016 | 1.03 | 52.4 | 8.42 | 0.225(J) | 6.4 | 368 | 698 | Non-Detect | 0.00144(J) | 0.0478 | Non-Detect | Non-Detect | Non-Detect | 0.00389(J) | 0.205(U) | 0.225(J) | Non-Detect | 0.0356(J) | Non-Detect | 0.0242 | Non-Detect | Non-Detect |
| MR-AP-MW-8D | 11/1/2016 | 1.04 | 58 | 13.1 | 0.151(J) | 6.41 | 389 | 738 | Non-Detect | 0.00132(J) | 0.0521 | Non-Detect | Non-Detect | Non-Detect | 0.00318(J) | 1.13 | 0.151(J) | Non-Detect | 0.0389(J) | Non-Detect | 0.0228 | Non-Detect | Non-Detect |
| MR-AP-MW-8D | 1/10/2017 | 1.01 | 81.2 | 16.8 | 0.095(J) | 6.36 | 483 | 772 | Non-Detect | 0.00127(J) | 0.0452 | Non-Detect | Non-Detect | Non-Detect | 0.00311(J) | 0.0076(U) | 0.095(J) | Non-Detect | 0.0472(J) | Non-Detect | 0.0195 | Non-Detect | Non-Detect |
| MR-AP-MW-8D | 2/15/2017 | 1.05 | 72.1 | 14 | 0.24 | 6.34 | 420 | 772 | Non-Detect | Non-Detect | 0.0408 | Non-Detect | Non-Detect | Non-Detect | 0.00327(J) | 0.665 | 0.24 | Non-Detect | 0.0531 | Non-Detect | 0.0197 | Non-Detect | Non-Detect |
| MR-AP-MW-8D | 4/4/2017 | 1.15 | 55.7 | 8.2 | 0.3 | 6.41 | 320 | 662 | Non-Detect | Non-Detect | 0.0311 | Non-Detect | Non-Detect | Non-Detect | 0.00279(J) | 0.278(U) | 0.3 | Non-Detect | 0.0461(J) | Non-Detect | 0.0236 | Non-Detect | Non-Detect |
| MR-AP-MW-8D | 5/17/2017 | 1.13 | 53.7 | 7.1 | 0.29 | 6.36 | 300 | 664 | Non-Detect | Non-Detect | 0.0367 | Non-Detect | Non-Detect | Non-Detect | 0.0036(J) | 0.798(U) | 0.29 | Non-Detect | 0.0402(J) | Non-Detect | 0.027 | Non-Detect | Non-Detect |
| MR-AP-MW-8D | 6/13/2017 | 1.13 | 51.6 | 7 | 0.3 | 6.43 | 300 | 632 | Non-Detect | Non-Detect | 0.0344 | Non-Detect | Non-Detect | Non-Detect | 0.00333(J) | 0.544 | 0.3 | Non-Detect | 0.0355(J) | Non-Detect | 0.026 | Non-Detect | Non-Detect |
| MR-AP-MW-8D | 9/19/2017 | 1.13 | 51.5 | 9.1 | 0.35 | 6.32 | 350 | 700 | n/a | n/a | n/a | n/a | n/a | n/a | n/a | n/a | 0.35 | n/a | n/a | n/a | n/a | n/a | n/a |
| MR-AP-MW-8D | 1/30/2018 | n/a | n/a | n/a | 0.35 | 6.46 | n/a | n/a | Non-Detect | 0.00161(J) | 0.0379 | Non-Detect | Non-Detect | Non-Detect | 0.00272(J) | 0.325(U) | 0.35 | Non-Detect | 0.0419(J) | Non-Detect | 0.033 | Non-Detect | Non-Detect |
| MR-AP-MW-8D | 5/9/2018 | 0.76 | 50 | 10 | 0.26 | 6.11 | 370 | 672 | Non-Detect | 0.00168(J) | 0.0311 | Non-Detect | Non-Detect | Non-Detect | 0.00503(J) | -0.113(U) | 0.26 | Non-Detect | 0.0535 | Non-Detect | 0.00842(J) | Non-Detect | Non-Detect |
| MR-AP-MW-8D | 10/9/2018 | 1.16 | 51.3 | 9 | 0.36 | 6.26 | 400 | 694 | Non-Detect | 0.0012(J) | 0.0302 | Non-Detect | Non-Detect | Non-Detect | 0.00555 | 0.222(U) | 0.36 | Non-Detect | 0.0494 | Non-Detect | 0.0168 | Non-Detect | Non-Detect |
| MR-AP-MW-8D | 4/24/2019 | 0.893 | 54.1 | 11.2 | 0.258 | 5.91 | 461 | 724 | Non-Detect | 0.00146(J) | 0.0295 | Non-Detect | Non-Detect | Non-Detect | 0.00723 | -0.104(U) | 0.258 | Non-Detect | 0.0568 | 0.000303(J) | 0.00699(J) | Non-Detect | Non-Detect |
| MR-AP-MW-8D | 8/28/2019 | 1.05 | 55.2 | 10.8 | 0.214 | 6.09 | 439 | 764 | Non-Detect | 0.00146(J) | 0.0323 | Non-Detect | Non-Detect | Non-Detect | 0.00697 | 0.53(U) | 0.214 | Non-Detect | 0.0615 | Non-Detect | 0.0104 | Non-Detect | Non-Detect |
| MR-AP-MW-8D | 3/3/2020 | 0.742 | 52.7 | 15.1 | 0.151 | 5.83 | 500 | 742 | Non-Detect | 0.00166(J) | 0.025 | Non-Detect | Non-Detect | Non-Detect | 0.007 | 0.311(U) | 0.151 | Non-Detect | 0.0672 | Non-Detect | 0.00259(J) | Non-Detect | Non-Detect |

# Analytical Data Summary
# Plant Miller Ash Pond
# Alabama Power Company

| | | APPENDIX III | | | | | | | APPENDIX IV | | | | | | | | | | | | | | |
|---|---|---|---|---|---|---|---|---|---|---|---|---|---|---|---|---|---|---|---|---|---|---|---|
| WELL | SAMPLE DATE | Boron | Calcium | Chloride | Fluoride | pH | Sulfate | TDS | Antimony | Arsenic | Barium | Beryllium | Cadmium | Chromium | Cobalt | Combined Radium 226 + 228 | Fluoride | Lead | Lithium | Mercury | Molybdenum | Selenium | Thallium |
| UNITS | | mg/L | mg/L | mg/L | mg/L | SU | mg/L | mg/L | mg/L | mg/L | mg/L | mg/L | mg/L | mg/L | mg/L | pCi/L | mg/L | mg/L | mg/L | mg/L | mg/L | mg/L | mg/L |
| MR-AP-MW-8S | 7/25/2016 | 1.56 | 58.5 | 4.64 | 0.471 | 6.7 | 363 | 686 | Non-Detect | Non-Detect | 0.0233 | Non-Detect | Non-Detect | Non-Detect | Non-Detect | 0.323(U) | 0.471 | Non-Detect | 0.0338(J) | Non-Detect | 0.0453 | Non-Detect | Non-Detect |
| MR-AP-MW-8S | 9/27/2016 | 1.55 | 71.1 | 8.74 | 0.375 | 6.71 | 446 | 828 | 0.00062(J) | Non-Detect | 0.0245 | Non-Detect | Non-Detect | Non-Detect | Non-Detect | 0.0932(U) | 0.375 | Non-Detect | 0.0369(J) | Non-Detect | 0.0485 | Non-Detect | Non-Detect |
| MR-AP-MW-8S | 11/1/2016 | 1.47 | 77.2 | 16.2 | 0.259(J) | 6.71 | 471 | 888 | Non-Detect | Non-Detect | 0.0285 | Non-Detect | Non-Detect | Non-Detect | Non-Detect | 0.0619(U) | 0.259(J) | Non-Detect | 0.0413(J) | Non-Detect | 0.0393 | Non-Detect | Non-Detect |
| MR-AP-MW-8S | 1/10/2017 | 1.52 | 110 | 21.7 | 0.215(J) | 6.66 | 604 | 1120 | Non-Detect | Non-Detect | 0.0368 | Non-Detect | Non-Detect | Non-Detect | Non-Detect | 0.291(U) | 0.215(J) | Non-Detect | 0.0487(J) | Non-Detect | 0.0393 | Non-Detect | Non-Detect |
| MR-AP-MW-8S | 2/14/2017 | 1.46 | 89.3 | 14 | 0.36 | 6.66 | 460 | 844 | Non-Detect | Non-Detect | 0.0337 | Non-Detect | Non-Detect | Non-Detect | Non-Detect | 0.837 | 0.36 | Non-Detect | 0.0574 | Non-Detect | 0.0422 | Non-Detect | Non-Detect |
| MR-AP-MW-8S | 4/4/2017 | 1.58 | 62.2 | 6.5 | 0.43 | 6.66 | 370 | 726 | Non-Detect | Non-Detect | 0.0212 | Non-Detect | Non-Detect | Non-Detect | Non-Detect | 0.143(U) | 0.43 | Non-Detect | 0.0483(J) | Non-Detect | 0.0535 | Non-Detect | Non-Detect |
| MR-AP-MW-8S | 5/16/2017 | 1.45 | 57.3 | 4.6 | 0.43 | 6.68 | 320 | 698 | 0.000683(J) | Non-Detect | 0.0202 | Non-Detect | Non-Detect | Non-Detect | Non-Detect | 0.213(U) | 0.43 | Non-Detect | 0.0329(J) | Non-Detect | 0.05 | Non-Detect | Non-Detect |
| MR-AP-MW-8S | 6/13/2017 | 1.59 | 56.6 | 4.6 | 0.43 | 6.72 | 330 | 710 | Non-Detect | Non-Detect | 0.0179 | Non-Detect | Non-Detect | Non-Detect | Non-Detect | 0.248(U) | 0.43 | Non-Detect | 0.0338(J) | Non-Detect | 0.0454 | Non-Detect | Non-Detect |
| MR-AP-MW-8S | 9/19/2017 | 1.76 | 52.5 | 4.5 | 0.57 | 6.76 | 310 | 698 | n/a | n/a | n/a | n/a | n/a | n/a | n/a | n/a | 0.57 | n/a | n/a | n/a | n/a | n/a | n/a |
| MR-AP-MW-8S | 1/30/2018 | n/a | n/a | n/a | 0.55 | 6.79 | n/a | n/a | Non-Detect | Non-Detect | 0.0201 | Non-Detect | Non-Detect | Non-Detect | Non-Detect | 0.289(U) | 0.55 | Non-Detect | 0.0314(J) | Non-Detect | 0.0681 | Non-Detect | Non-Detect |
| MR-AP-MW-8S | 5/9/2018 | 1.05 | 48.6 | 3.2 | 0.48 | 6.69 | 240 | 496 | 0.000744(J) | Non-Detect | 0.0195 | Non-Detect | Non-Detect | Non-Detect | Non-Detect | 0.047(U) | 0.48 | Non-Detect | 0.0282(J) | Non-Detect | 0.0259 | 0.00359(J) | Non-Detect |
| MR-AP-MW-8S | 10/9/2018 | 2.05 | 55.2 | 4.7 | 0.64 | 6.82 | 330 | 716 | Non-Detect | Non-Detect | 0.0169 | Non-Detect | Non-Detect | Non-Detect | Non-Detect | 0.385(U) | 0.64 | Non-Detect | 0.0295 | Non-Detect | 0.0532 | Non-Detect | Non-Detect |
| MR-AP-MW-8S | 4/24/2019 | 1.53 | 53.6 | 4.06 | 0.531 | 6.62 | 315 | 596 | 0.000999(J) | Non-Detect | 0.0202 | Non-Detect | Non-Detect | Non-Detect | Non-Detect | 0.175(U) | 0.531 | Non-Detect | 0.0268(J) | 0.000334(J) | 0.0298 | Non-Detect | Non-Detect |
| MR-AP-MW-8S | 8/28/2019 | 2.06 | 56.9 | 4.08 | 0.565 | 6.78 | 366 | 712 | Non-Detect | Non-Detect | 0.0217 | Non-Detect | Non-Detect | Non-Detect | Non-Detect | 0.367(U) | 0.565 | Non-Detect | 0.0292 | Non-Detect | 0.0592 | Non-Detect | Non-Detect |
| MR-AP-MW-8S | 3/3/2020 | 0.692 | 49.3 | 13.6 | 0.303 | 6.34 | 309 | 504 | 0.0012(J) | Non-Detect | 0.0262 | Non-Detect | Non-Detect | Non-Detect | Non-Detect | -0.142(U) | 0.303 | Non-Detect | 0.0304 | Non-Detect | 0.00692(J) | 0.00202(J) | Non-Detect |

# Analytical Data Summary
# Plant Miller Ash Pond
# Alabama Power Company

| | | APPENDIX III | | | | | | | APPENDIX IV | | | | | | | | | | | | | | |
|---|---|---|---|---|---|---|---|---|---|---|---|---|---|---|---|---|---|---|---|---|---|---|---|
| WELL | SAMPLE DATE | Boron | Calcium | Chloride | Fluoride | pH | Sulfate | TDS | Antimony | Arsenic | Barium | Beryllium | Cadmium | Chromium | Cobalt | Combined Radium 226 + 228 | Fluoride | Lead | Lithium | Mercury | Molybdenum | Selenium | Thallium |
| UNITS | | mg/L | mg/L | mg/L | mg/L | SU | mg/L | mg/L | mg/L | mg/L | mg/L | mg/L | mg/L | mg/L | mg/L | pCi/L | mg/L | mg/L | mg/L | mg/L | mg/L | mg/L | mg/L |
| MR-AP-MW-9D | 7/20/2016 | 0.644 | 60.6 | 8.7 | 0.155(J) | 5.76 | 475 | 792 | Non-Detect | 0.00202(J) | 0.0144 | Non-Detect | Non-Detect | Non-Detect | 0.0163 | 0.466(U) | 0.155(J) | Non-Detect | 0.0779 | Non-Detect | Non-Detect | Non-Detect | Non-Detect |
| MR-AP-MW-9D | 9/28/2016 | 0.641 | 61.2 | 8.99 | 0.1(J) | 5.75 | 474 | 780 | Non-Detect | 0.00176(J) | 0.0141 | Non-Detect | Non-Detect | Non-Detect | 0.0155 | 0.0728(U) | 0.1(J) | Non-Detect | 0.0709 | Non-Detect | Non-Detect | Non-Detect | Non-Detect |
| MR-AP-MW-9D | 11/1/2016 | 0.671 | 58 | 9.34 | 0.046(J) | 5.71 | 470 | 800 | Non-Detect | 0.0021(J) | 0.0132 | Non-Detect | Non-Detect | Non-Detect | 0.0168 | 0.16(U) | 0.046(J) | Non-Detect | 0.0733 | Non-Detect | Non-Detect | Non-Detect | Non-Detect |
| MR-AP-MW-9D | 1/10/2017 | 0.696 | 62.6 | 9.94 | Non-Detect | 5.76 | 480 | 832 | Non-Detect | 0.0022(J) | 0.0125 | Non-Detect | Non-Detect | Non-Detect | 0.0164 | 0.747 | Non-Detect | Non-Detect | 0.0743 | Non-Detect | Non-Detect | Non-Detect | Non-Detect |
| MR-AP-MW-9D | 2/15/2017 | 0.708 | 68.2 | 13 | 0.11 | 5.69 | 460 | 804 | Non-Detect | 0.00232(J) | 0.0129 | Non-Detect | Non-Detect | Non-Detect | 0.0192 | 0.0228(U) | 0.11 | Non-Detect | 0.0896 | Non-Detect | Non-Detect | Non-Detect | Non-Detect |
| MR-AP-MW-9D | 4/4/2017 | 0.716 | 65.4 | 13 | 0.11 | 5.72 | 530 | 808 | Non-Detect | 0.00218(J) | 0.0117 | Non-Detect | Non-Detect | Non-Detect | 0.0222 | 0.358(U) | 0.11 | Non-Detect | 0.089 | Non-Detect | Non-Detect | Non-Detect | Non-Detect |
| MR-AP-MW-9D | 5/17/2017 | 0.735 | 67.3 | 14 | 0.13 | 5.64 | 450 | 822 | Non-Detect | 0.00207(J) | 0.011 | Non-Detect | Non-Detect | Non-Detect | 0.0194 | -0.25(U) | 0.13 | Non-Detect | 0.0783 | Non-Detect | Non-Detect | Non-Detect | Non-Detect |
| MR-AP-MW-9D | 6/13/2017 | 0.695 | 65.8 | 14 | 0.14 | 5.69 | 510 | 856 | Non-Detect | 0.00197(J) | 0.0108 | Non-Detect | Non-Detect | Non-Detect | 0.0193 | 0.828 | 0.14 | Non-Detect | 0.0723 | Non-Detect | Non-Detect | Non-Detect | Non-Detect |
| MR-AP-MW-9D | 9/19/2017 | 0.716 | 66 | 13 | 0.16 | 5.75 | 470 | 824 | n/a | n/a | n/a | n/a | n/a | n/a | n/a | n/a | 0.16 | n/a | n/a | n/a | n/a | n/a | n/a |
| MR-AP-MW-9D | 1/30/2018 | n/a | n/a | n/a | 0.09(J) | 5.79 | n/a | n/a | Non-Detect | 0.0023(J) | 0.0148 | Non-Detect | Non-Detect | Non-Detect | 0.0157 | 0.0739(U) | 0.09(J) | Non-Detect | 0.0693 | Non-Detect | Non-Detect | Non-Detect | Non-Detect |
| MR-AP-MW-9D | 5/8/2018 | 0.722 | 64.6 | 12 | 0.05(J) | 5.71 | 440 | 810 | Non-Detect | 0.00211(J) | 0.0124 | Non-Detect | Non-Detect | Non-Detect | 0.0179 | 0.313(U) | 0.05(J) | Non-Detect | 0.0738 | Non-Detect | Non-Detect | Non-Detect | Non-Detect |
| MR-AP-MW-9D | 10/9/2018 | 0.752 | 63.8 | 11 | 0.17 | 5.71 | 340 | 776 | Non-Detect | 0.00182(J) | 0.0108 | Non-Detect | Non-Detect | Non-Detect | 0.0182 | 0.419(U) | 0.17 | Non-Detect | 0.0736 | Non-Detect | Non-Detect | Non-Detect | Non-Detect |
| MR-AP-MW-9D | 4/24/2019 | 0.758 | 66 | 11.2 | 0.205 | 5.62 | 486 | 802 | Non-Detect | 0.00194(J) | 0.0128 | Non-Detect | Non-Detect | Non-Detect | 0.0207 | 0.25(U) | 0.205 | Non-Detect | 0.0724 | 0.000331(J) | Non-Detect | Non-Detect | Non-Detect |
| MR-AP-MW-9D | 8/27/2019 | 0.75 | 67.7 | 10.2 | 0.173 | 5.44 | 490 | 774 | Non-Detect | 0.00188(J) | 0.014 | Non-Detect | Non-Detect | Non-Detect | 0.0198 | 0.74 | 0.173 | Non-Detect | 0.0801 | Non-Detect | Non-Detect | Non-Detect | Non-Detect |
| MR-AP-MW-9D | 3/3/2020 | 0.769 | 70.8 | 10.3 | 0.158 | 5.71 | 585 | 816 | Non-Detect | 0.00191(J) | 0.0122 | Non-Detect | Non-Detect | Non-Detect | 0.0203 | 0.874 | 0.158 | Non-Detect | 0.0802 | Non-Detect | Non-Detect | Non-Detect | Non-Detect |
| MR-AP-MW-9DR | 10/15/2020 | Non-Detect | 98.7 | 6.21 | 0.129 | 6.67 | 303 | 654 | Non-Detect | Non-Detect | 0.0408 | Non-Detect | Non-Detect | Non-Detect | Non-Detect | 0.897 | 0.129 | Non-Detect | 0.0815 | Non-Detect | Non-Detect | Non-Detect | Non-Detect |

# Analytical Data Summary
# Plant Miller Ash Pond
# Alabama Power Company

| | | APPENDIX III | | | | | | | APPENDIX IV | | | | | | | | | | | | | | |
|---|---|---|---|---|---|---|---|---|---|---|---|---|---|---|---|---|---|---|---|---|---|---|---|
| WELL | SAMPLE DATE | Boron | Calcium | Chloride | Fluoride | pH | Sulfate | TDS | Antimony | Arsenic | Barium | Beryllium | Cadmium | Chromium | Cobalt | Combined Radium 226 + 228 | Fluoride | Lead | Lithium | Mercury | Molybdenum | Selenium | Thallium |
| UNITS | | mg/L | mg/L | mg/L | mg/L | SU | mg/L | mg/L | mg/L | mg/L | mg/L | mg/L | mg/L | mg/L | mg/L | pCi/L | mg/L | mg/L | mg/L | mg/L | mg/L | mg/L | mg/L |
| MR-AP-MW-9S | 7/20/2016 | 0.295 | 91.9 | 9.28 | 0.139(J) | 5.45 | 793 | 1250 | Non-Detect | Non-Detect | 0.0201 | Non-Detect | Non-Detect | Non-Detect | 0.00995(J) | 0.291(U) | 0.139(J) | Non-Detect | 0.188 | Non-Detect | Non-Detect | Non-Detect | Non-Detect |
| MR-AP-MW-9S | 9/27/2016 | 0.282 | 79.9 | 9.44 | 0.086(J) | 5.46 | 674 | 1120 | Non-Detect | Non-Detect | 0.0175 | Non-Detect | Non-Detect | Non-Detect | 0.00686(J) | 0.639 | 0.086(J) | Non-Detect | 0.167 | Non-Detect | Non-Detect | Non-Detect | Non-Detect |
| MR-AP-MW-9S | 11/2/2016 | 0.293 | 83.8 | 10.2 | 0.047(J) | 5.37 | 794 | 1150 | Non-Detect | Non-Detect | 0.0175 | Non-Detect | Non-Detect | Non-Detect | 0.0076(J) | 0.851 | 0.047(J) | Non-Detect | 0.181 | Non-Detect | Non-Detect | Non-Detect | Non-Detect |
| MR-AP-MW-9S | 1/12/2017 | 0.358 | 62.5 | 8.44 | Non-Detect | 5.46 | 555 | 866 | Non-Detect | Non-Detect | 0.0224 | Non-Detect | Non-Detect | Non-Detect | 0.00419(J) | 0.658(U) | Non-Detect | Non-Detect | 0.151 | Non-Detect | Non-Detect | Non-Detect | Non-Detect |
| MR-AP-MW-9S | 2/15/2017 | 0.398 | 20.9 | 2.7 | 0.17 | 5.96 | 86 | 221 | Non-Detect | Non-Detect | 0.0153 | Non-Detect | Non-Detect | Non-Detect | Non-Detect | 0.76 | 0.17 | Non-Detect | 0.0385(J) | Non-Detect | Non-Detect | 0.00211(J) | Non-Detect |
| MR-AP-MW-9S | 4/6/2017 | 0.367 | 18.6 | 5.6 | 0.2 | 6.07 | 65 | 195 | Non-Detect | Non-Detect | 0.0132 | Non-Detect | Non-Detect | Non-Detect | Non-Detect | 0.122(U) | 0.2 | Non-Detect | 0.0343(J) | Non-Detect | Non-Detect | Non-Detect | Non-Detect |
| MR-AP-MW-9S | 5/17/2017 | 0.358 | 57.1 | 8.3 | 0.14 | 5.59 | 410 | 782 | Non-Detect | Non-Detect | 0.0314 | Non-Detect | Non-Detect | Non-Detect | Non-Detect | 0.781(U) | 0.14 | Non-Detect | 0.132 | Non-Detect | Non-Detect | Non-Detect | Non-Detect |
| MR-AP-MW-9S | 6/14/2017 | 0.406 | 50.7 | 6.6 | 0.16 | 5.71 | 410 | 646 | Non-Detect | Non-Detect | 0.0316 | Non-Detect | Non-Detect | Non-Detect | Non-Detect | 0.285(U) | 0.16 | Non-Detect | 0.103 | Non-Detect | Non-Detect | Non-Detect | Non-Detect |
| MR-AP-MW-9S | 9/19/2017 | 0.409 | 50.7 | 7.1 | 0.19 | 5.73 | 380 | 664 | n/a | n/a | n/a | n/a | n/a | n/a | n/a | n/a | 0.19 | n/a | n/a | n/a | n/a | n/a | n/a |
| MR-AP-MW-9S | 1/30/2018 | n/a | n/a | n/a | 0.19 | 5.88 | n/a | n/a | Non-Detect | Non-Detect | 0.0188 | Non-Detect | Non-Detect | Non-Detect | Non-Detect | 0.162(U) | 0.19 | Non-Detect | 0.0577 | Non-Detect | Non-Detect | 0.00357(J) | Non-Detect |
| MR-AP-MW-9S | 5/8/2018 | 0.399 | 57.8 | 4.2 | 0.22 | 5.86 | 360 | 646 | Non-Detect | Non-Detect | 0.0408 | Non-Detect | Non-Detect | Non-Detect | Non-Detect | 0.583 | 0.22 | Non-Detect | 0.1 | Non-Detect | Non-Detect | Non-Detect | Non-Detect |
| MR-AP-MW-9S | 10/9/2018 | 0.437 | 51.7 | 7.5 | 0.22 | 5.76 | 340 | 616 | Non-Detect | Non-Detect | 0.0241 | Non-Detect | Non-Detect | Non-Detect | Non-Detect | 0.67 | 0.22 | Non-Detect | 0.119 | Non-Detect | Non-Detect | Non-Detect | Non-Detect |
| MR-AP-MW-9S | 4/24/2019 | 0.757 | 325 | 5.42 | 0.277 | 5.82 | 513 | 838 | Non-Detect | Non-Detect | 0.0458 | Non-Detect | 0.000319(J) | Non-Detect | Non-Detect | 0.471(U) | 0.277 | Non-Detect | 0.142 | 0.000345(J) | Non-Detect | Non-Detect | Non-Detect |
| MR-AP-MW-9S | 8/27/2019 | 0.438 | 77.6 | 7.56 | 0.173 | 5.53 | 553 | 892 | Non-Detect | Non-Detect | 0.0332 | Non-Detect | Non-Detect | Non-Detect | 0.00264(J) | 0.477(U) | 0.173 | Non-Detect | 0.138 | Non-Detect | Non-Detect | Non-Detect | Non-Detect |
| MR-AP-MW-9S | 3/3/2020 | 1.41 | 66 | 4.18 | 0.287 | 5.99 | 425 | 650 | Non-Detect | Non-Detect | 0.0268 | Non-Detect | Non-Detect | Non-Detect | Non-Detect | 0.192(U) | 0.287 | Non-Detect | 0.117 | Non-Detect | Non-Detect | 0.00584(J) | Non-Detect |
| MR-AP-MW-9SR | 10/15/2020 | 0.11 | 99.8 | 12.5 | 0.114 | 6.42 | 339 | 686 | Non-Detect | 0.0016(J) | 0.0274 | Non-Detect | Non-Detect | Non-Detect | Non-Detect | 0.222(U) | 0.114 | Non-Detect | 0.0413 | Non-Detect | 0.00213(J) | Non-Detect | Non-Detect |

# Analytical Data Summary
# Plant Miller Ash Pond
# Alabama Power Company

| | | APPENDIX III | | | | | | | APPENDIX IV | | | | | | | | | | | | | | |
|---|---|---|---|---|---|---|---|---|---|---|---|---|---|---|---|---|---|---|---|---|---|---|---|
| WELL | SAMPLE DATE | Boron | Calcium | Chloride | Fluoride | pH | Sulfate | TDS | Antimony | Arsenic | Barium | Beryllium | Cadmium | Chromium | Cobalt | Combined Radium 226 + 228 | Fluoride | Lead | Lithium | Mercury | Molybdenum | Selenium | Thallium |
| UNITS | | mg/L | mg/L | mg/L | mg/L | SU | mg/L | mg/L | mg/L | mg/L | mg/L | mg/L | mg/L | mg/L | mg/L | pCi/L | mg/L | mg/L | mg/L | mg/L | mg/L | mg/L | mg/L |
| MR-AP-MW-10 | 7/25/2016 | 3.36 | 132 | 6.41 | 0.439 | 6.73 | 787 | 1440 | Non-Detect | 0.00272(J) | 0.0185 | Non-Detect | Non-Detect | 0.0112 | 0.00273(J) | 0.233(U) | 0.439 | Non-Detect | 0.189 | Non-Detect | 0.115 | Non-Detect | Non-Detect |
| MR-AP-MW-10 | 9/27/2016 | 3.18 | 127 | 6.3 | 0.336 | 6.82 | 714 | 1310 | Non-Detect | 0.00246(J) | 0.0131 | Non-Detect | Non-Detect | Non-Detect | 0.00263(J) | 0.82 | 0.336 | Non-Detect | 0.171 | Non-Detect | 0.0985 | Non-Detect | Non-Detect |
| MR-AP-MW-10 | 10/31/2016 | 3.32 | 122 | 6.36 | 0.26(J) | 6.78 | 741 | 1360 | Non-Detect | 0.00261(J) | 0.0124 | Non-Detect | Non-Detect | Non-Detect | 0.00289(J) | 0.37(U) | 0.26(J) | Non-Detect | 0.181 | Non-Detect | 0.0971 | Non-Detect | Non-Detect |
| MR-AP-MW-10 | 1/11/2017 | 3.05 | 124 | 6.65 | 0.21(J) | 6.8 | 731 | 1310 | Non-Detect | 0.00291(J) | 0.0122 | Non-Detect | Non-Detect | Non-Detect | 0.00244(J) | 0.668 | 0.21(J) | Non-Detect | 0.172 | Non-Detect | 0.0866 | Non-Detect | Non-Detect |
| MR-AP-MW-10 | 2/14/2017 | 2.87 | 125 | 9.2 | 0.34 | 6.74 | 670 | 1270 | Non-Detect | 0.00272(J) | 0.0151 | Non-Detect | Non-Detect | Non-Detect | 0.00209(J) | 0.36(U) | 0.34 | Non-Detect | 0.209 | Non-Detect | 0.0895 | Non-Detect | Non-Detect |
| MR-AP-MW-10 | 4/6/2017 | 2.87 | 125 | 8 | 0.38 | 6.73 | 640 | 1320 | Non-Detect | 0.00235(J) | 0.0116 | Non-Detect | Non-Detect | Non-Detect | 0.00226(J) | 0.519 | 0.38 | Non-Detect | 0.203 | Non-Detect | 0.0812 | Non-Detect | Non-Detect |
| MR-AP-MW-10 | 5/17/2017 | 2.71 | 124 | 8.1 | 0.33 | 6.73 | 620 | 1280 | Non-Detect | 0.00213(J) | 0.0132 | Non-Detect | Non-Detect | Non-Detect | 0.0021(J) | -0.497(U) | 0.33 | Non-Detect | 0.163 | Non-Detect | 0.0741 | Non-Detect | Non-Detect |
| MR-AP-MW-10 | 6/13/2017 | 2.67 | 129 | 8.1 | 0.34 | 6.71 | 950 | 1310 | Non-Detect | 0.00218(J) | 0.0131 | Non-Detect | Non-Detect | Non-Detect | Non-Detect | 0.147(U) | 0.34 | Non-Detect | 0.155 | Non-Detect | 0.0719 | Non-Detect | Non-Detect |
| MR-AP-MW-10 | 9/21/2017 | 3.08 | 133 | 7.7 | 0.43 | 6.8 | 660 | 1350 | n/a | n/a | n/a | n/a | n/a | n/a | n/a | n/a | 0.43 | n/a | n/a | n/a | n/a | n/a | n/a |
| MR-AP-MW-10 | 1/31/2018 | n/a | n/a | n/a | 0.42 | 6.81 | n/a | n/a | Non-Detect | 0.00229(J) | 0.0138 | Non-Detect | Non-Detect | Non-Detect | Non-Detect | 0.82 | 0.42 | Non-Detect | 0.163 | Non-Detect | 0.0943 | Non-Detect | Non-Detect |
| MR-AP-MW-10 | 5/10/2018 | 3.04 | 132 | 7.4 | 0.42 | 6.77 | 680 | 1310 | Non-Detect | 0.00215(J) | 0.0142 | Non-Detect | Non-Detect | Non-Detect | Non-Detect | 0.383(U) | 0.42 | Non-Detect | 0.178 | Non-Detect | 0.069 | Non-Detect | Non-Detect |
| MR-AP-MW-10 | 10/8/2018 | 3.46 | 164 | 7.4 | 0.49 | 6.86 | 750 | 1430 | Non-Detect | 0.00184(J) | 0.0126 | Non-Detect | Non-Detect | Non-Detect | Non-Detect | 0.193(U) | 0.49 | Non-Detect | 0.184 | Non-Detect | 0.0951 | Non-Detect | Non-Detect |
| MR-AP-MW-10 | 4/24/2019 | 3.61 | 201 | 7.66 | 0.433 | 6.91 | 950 | 1460 | Non-Detect | 0.00193(J) | 0.0154 | Non-Detect | Non-Detect | Non-Detect | Non-Detect | 0.601 | 0.433 | Non-Detect | 0.186 | Non-Detect | 0.121 | Non-Detect | Non-Detect |
| MR-AP-MW-10 | 8/29/2019 | 4.1 | 178 | 6.65 | 0.445 | 6.93 | 847 | 1550 | Non-Detect | 0.00177(J) | 0.0185 | Non-Detect | Non-Detect | Non-Detect | Non-Detect | 0.437(U) | 0.445 | Non-Detect | 0.197 | Non-Detect | 0.158 | Non-Detect | Non-Detect |
| MR-AP-MW-10 | 3/9/2020 | 4.7 | 222 | 7.47 | 0.517 | 7.03 | 1010 | 1720 | Non-Detect | 0.0018(J) | 0.0175 | Non-Detect | Non-Detect | Non-Detect | Non-Detect | 0.906 | 0.517 | Non-Detect | 0.225 | Non-Detect | 0.223 | Non-Detect | Non-Detect |
| MR-AP-MW-10 | 10/19/2020 | 4.44 | 149 | 6.03 | 0.608 | 7.05 | 781 | 1430 | Non-Detect | 0.00186(J) | 0.0168 | Non-Detect | Non-Detect | Non-Detect | Non-Detect | 0.387(U) | 0.608 | Non-Detect | 0.166 | Non-Detect | 0.305 | Non-Detect | Non-Detect |

# Analytical Data Summary
# Plant Miller Ash Pond
# Alabama Power Company

| | | APPENDIX III | | | | | | | APPENDIX IV | | | | | | | | | | | | | | |
|---|---|---|---|---|---|---|---|---|---|---|---|---|---|---|---|---|---|---|---|---|---|---|---|
| WELL | SAMPLE DATE | Boron | Calcium | Chloride | Fluoride | pH | Sulfate | TDS | Antimony | Arsenic | Barium | Beryllium | Cadmium | Chromium | Cobalt | Combined Radium 226 + 228 | Fluoride | Lead | Lithium | Mercury | Molybdenum | Selenium | Thallium |
| UNITS | | mg/L | mg/L | mg/L | mg/L | SU | mg/L | mg/L | mg/L | mg/L | mg/L | mg/L | mg/L | mg/L | mg/L | pCi/L | mg/L | mg/L | mg/L | mg/L | mg/L | mg/L | mg/L |
| MR-AP-MW-11 | 7/25/2016 | 0.0282(J) | 164 | 8.3 | 0.155(J) | 6.74 | 637 | 456 | Non-Detect | Non-Detect | 0.052 | Non-Detect | Non-Detect | Non-Detect | Non-Detect | 0.604(U) | 0.155(J) | Non-Detect | 0.119 | Non-Detect | Non-Detect | Non-Detect | Non-Detect |
| MR-AP-MW-11 | 9/27/2016 | 0.0253(J) | 164 | 7.94 | 0.097(J) | 6.74 | 612 | 1170 | Non-Detect | Non-Detect | 0.0398 | Non-Detect | Non-Detect | Non-Detect | Non-Detect | 0.65 | 0.097(J) | Non-Detect | 0.108 | Non-Detect | Non-Detect | Non-Detect | Non-Detect |
| MR-AP-MW-11 | 11/1/2016 | 0.0266(J) | 158 | 7.32 | 0.038(J) | 6.71 | 619 | 1160 | Non-Detect | Non-Detect | 0.0375 | Non-Detect | Non-Detect | Non-Detect | Non-Detect | 0.458(U) | 0.038(J) | Non-Detect | 0.116 | Non-Detect | Non-Detect | Non-Detect | Non-Detect |
| MR-AP-MW-11 | 1/12/2017 | 0.0268(J) | 163 | 6.29 | Non-Detect | 6.61 | 654 | 1180 | Non-Detect | Non-Detect | 0.0291 | Non-Detect | Non-Detect | Non-Detect | 0.00316(J) | 0.308(U) | Non-Detect | Non-Detect | 0.12 | Non-Detect | Non-Detect | Non-Detect | Non-Detect |
| MR-AP-MW-11 | 2/13/2017 | 0.0263(J) | 166 | 9.1 | 0.13 | 6.58 | n/a | 1130 | Non-Detect | Non-Detect | 0.0329 | Non-Detect | Non-Detect | Non-Detect | 0.00227(J) | -0.0581(U) | 0.13 | Non-Detect | 0.149 | Non-Detect | Non-Detect | Non-Detect | Non-Detect |
| MR-AP-MW-11 | 3/30/2017 | n/a | n/a | n/a | n/a | 6.57 | 650 | n/a | n/a | n/a | n/a | n/a | n/a | n/a | n/a | n/a | n/a | n/a | n/a | n/a | n/a | n/a | n/a |
| MR-AP-MW-11 | 4/4/2017 | 0.0252(J) | 166 | 7 | 0.14 | 6.56 | 690 | 1140 | Non-Detect | Non-Detect | 0.0292 | Non-Detect | Non-Detect | Non-Detect | Non-Detect | 0.288(U) | 0.14 | Non-Detect | 0.154 | Non-Detect | Non-Detect | Non-Detect | Non-Detect |
| MR-AP-MW-11 | 5/16/2017 | 0.0319(J) | 160 | 7.1 | 0.14 | 6.56 | 590 | 1080 | Non-Detect | Non-Detect | 0.0247 | Non-Detect | Non-Detect | Non-Detect | Non-Detect | 0.119(U) | 0.14 | Non-Detect | 0.128 | Non-Detect | Non-Detect | Non-Detect | Non-Detect |
| MR-AP-MW-11 | 6/14/2017 | 0.026(J) | 166 | 7.9 | 0.14 | 6.5 | 620 | 1220 | Non-Detect | Non-Detect | 0.0263 | Non-Detect | Non-Detect | Non-Detect | Non-Detect | 0.129(U) | 0.14 | Non-Detect | 0.118 | Non-Detect | Non-Detect | Non-Detect | Non-Detect |
| MR-AP-MW-11 | 9/19/2017 | 0.0253(J) | 165 | 6.8 | 0.16 | 6.55 | 630 | 1140 | n/a | n/a | n/a | n/a | n/a | n/a | n/a | n/a | 0.16 | n/a | n/a | n/a | n/a | n/a | n/a |
| MR-AP-MW-11 | 2/1/2018 | n/a | n/a | n/a | 0.12 | 7.09 | n/a | n/a | Non-Detect | Non-Detect | 0.0366 | Non-Detect | Non-Detect | Non-Detect | Non-Detect | 0.31(U) | 0.12 | Non-Detect | 0.229 | Non-Detect | Non-Detect | Non-Detect | Non-Detect |
| MR-AP-MW-11 | 5/8/2018 | Non-Detect | 132 | 7.3 | 0.13 | 7.04 | 550 | 1070 | Non-Detect | Non-Detect | 0.0347 | Non-Detect | Non-Detect | Non-Detect | Non-Detect | 0.0757(U) | 0.13 | Non-Detect | 0.246 | Non-Detect | Non-Detect | Non-Detect | Non-Detect |
| MR-AP-MW-11 | 10/9/2018 | 0.0262(J) | 121 | 6.5 | 0.15 | 7.3 | 450 | 1010 | Non-Detect | Non-Detect | 0.0322 | Non-Detect | Non-Detect | Non-Detect | Non-Detect | 0.5 | 0.15 | Non-Detect | 0.307 | Non-Detect | Non-Detect | Non-Detect | Non-Detect |
| MR-AP-MW-11 | 5/1/2019 | Non-Detect | 136 | 6.46 | 0.118 | 6.64 | 549 | 996 | Non-Detect | Non-Detect | 0.04 | Non-Detect | Non-Detect | Non-Detect | Non-Detect | 0.295(U) | 0.118 | Non-Detect | 0.327 | Non-Detect | Non-Detect | Non-Detect | Non-Detect |
| MR-AP-MW-11 | 8/28/2019 | Non-Detect | 138 | 6.4 | 0.13 | 7.22 | 605 | 1050 | Non-Detect | Non-Detect | 0.0387 | Non-Detect | Non-Detect | Non-Detect | Non-Detect | 0.358(U) | 0.13 | Non-Detect | 0.318 | Non-Detect | Non-Detect | Non-Detect | Non-Detect |
| MR-AP-MW-11 | 3/3/2020 | 0.0308(J) | 179 | 6.2 | 0.134 | 6.6 | 618 | 1070 | Non-Detect | Non-Detect | 0.029 | Non-Detect | Non-Detect | Non-Detect | Non-Detect | 0.277(U) | 0.134 | Non-Detect | 0.255 | Non-Detect | Non-Detect | Non-Detect | Non-Detect |
| MR-AP-MW-11 | 10/20/2020 | 0.0357(J) | 151 | 6.33 | 0.126 | 7.26 | 575 | 1050 | Non-Detect | Non-Detect | 0.0414 | Non-Detect | Non-Detect | Non-Detect | Non-Detect | 0.0474(U) | 0.126 | Non-Detect | 0.297 | Non-Detect | Non-Detect | Non-Detect | Non-Detect |

# Analytical Data Summary
# Plant Miller Ash Pond
# Alabama Power Company

| | | APPENDIX III | | | | | | | APPENDIX IV | | | | | | | | | | | | | | |
|---|---|---|---|---|---|---|---|---|---|---|---|---|---|---|---|---|---|---|---|---|---|---|---|
| WELL | SAMPLE DATE | Boron | Calcium | Chloride | Fluoride | pH | Sulfate | TDS | Antimony | Arsenic | Barium | Beryllium | Cadmium | Chromium | Cobalt | Combined Radium 226 + 228 | Fluoride | Lead | Lithium | Mercury | Molybdenum | Selenium | Thallium |
| UNITS | | mg/L | mg/L | mg/L | mg/L | SU | mg/L | mg/L | mg/L | mg/L | mg/L | mg/L | mg/L | mg/L | mg/L | pCi/L | mg/L | mg/L | mg/L | mg/L | mg/L | mg/L | mg/L |
| MR-AP-MW-12 | 7/20/2016 | 2.36 | 178 | 8.05 | 0.701 | 6.63 | 895 | 1620 | 0.00069(J) | 0.00169(J) | 0.0243 | Non-Detect | Non-Detect | Non-Detect | Non-Detect | 0.271(U) | 0.701 | Non-Detect | 0.229 | Non-Detect | 0.0267 | Non-Detect | Non-Detect |
| MR-AP-MW-12 | 9/27/2016 | 2.14 | 165 | 8.37 | 0.597 | 6.59 | 841 | 1560 | 0.000757(J) | 0.00187(J) | 0.0273 | Non-Detect | Non-Detect | Non-Detect | Non-Detect | 0.858 | 0.597 | Non-Detect | 0.198 | Non-Detect | 0.0362 | Non-Detect | Non-Detect |
| MR-AP-MW-12 | 11/1/2016 | 2.21 | 160 | 8.62 | 0.502 | 6.6 | 829 | 1580 | Non-Detect | 0.00203(J) | 0.0211 | Non-Detect | Non-Detect | Non-Detect | Non-Detect | 0.456(U) | 0.502 | Non-Detect | 0.204 | Non-Detect | 0.0329 | Non-Detect | Non-Detect |
| MR-AP-MW-12 | 1/11/2017 | 2.04 | 170 | 8.33 | 0.472 | 6.59 | 855 | 1570 | Non-Detect | 0.00196(J) | 0.0208 | Non-Detect | Non-Detect | Non-Detect | Non-Detect | 0.624(U) | 0.472 | Non-Detect | 0.205 | Non-Detect | 0.0322 | Non-Detect | Non-Detect |
| MR-AP-MW-12 | 2/15/2017 | 2.12 | 173 | 9.9 | 0.59 | 6.59 | 860 | 1470 | Non-Detect | 0.00189(J) | 0.0227 | Non-Detect | Non-Detect | Non-Detect | Non-Detect | 0.821 | 0.59 | Non-Detect | 0.274 | Non-Detect | 0.0374 | Non-Detect | Non-Detect |
| MR-AP-MW-12 | 4/4/2017 | 2.51 | 167 | 9.5 | 0.67 | 6.54 | 1100 | 1840 | 0.000652(J) | 0.00186(J) | 0.021 | Non-Detect | Non-Detect | Non-Detect | Non-Detect | 0.258(U) | 0.67 | Non-Detect | 0.279 | Non-Detect | 0.036 | Non-Detect | Non-Detect |
| MR-AP-MW-12 | 5/15/2017 | 2.54 | 169 | 8.1 | 0.63 | 6.56 | 900 | 1660 | 0.000849(J) | 0.00167(J) | 0.0229 | Non-Detect | Non-Detect | Non-Detect | Non-Detect | 0.382(U) | 0.63 | Non-Detect | 0.206 | Non-Detect | 0.0365 | Non-Detect | Non-Detect |
| MR-AP-MW-12 | 6/14/2017 | 2.83 | 177 | 8 | 0.63 | 6.55 | 1100 | 1960 | Non-Detect | 0.00161(J) | 0.0221 | Non-Detect | Non-Detect | Non-Detect | Non-Detect | 0.746 | 0.63 | Non-Detect | 0.205 | Non-Detect | 0.0368 | Non-Detect | Non-Detect |
| MR-AP-MW-12 | 9/21/2017 | 3.76 | 171 | 7.7 | 0.66 | 6.53 | 1100 | 2030 | n/a | n/a | n/a | n/a | n/a | n/a | n/a | n/a | 0.66 | n/a | n/a | n/a | n/a | n/a | n/a |
| MR-AP-MW-12 | 1/30/2018 | n/a | n/a | n/a | 0.69 | 6.59 | n/a | n/a | Non-Detect | 0.00189(J) | 0.0224 | Non-Detect | Non-Detect | Non-Detect | Non-Detect | 0.366(U) | 0.69 | Non-Detect | 0.178 | Non-Detect | 0.113 | Non-Detect | Non-Detect |
| MR-AP-MW-12 | 5/8/2018 | 5.61 | 173 | 6.8 | 0.65 | 6.49 | 1400 | 2400 | Non-Detect | 0.00222(J) | 0.0194 | Non-Detect | Non-Detect | Non-Detect | 0.00211(J) | 0.854(U) | 0.65 | Non-Detect | 0.199 | Non-Detect | 0.119 | Non-Detect | Non-Detect |
| MR-AP-MW-12 | 10/8/2018 | 6.35 | 174 | 6.9 | 0.85 | 6.51 | 1500 | 2630 | Non-Detect | 0.0024(J) | 0.0167 | Non-Detect | Non-Detect | Non-Detect | Non-Detect | 0.717 | 0.85 | Non-Detect | 0.19 | Non-Detect | 0.31 | Non-Detect | Non-Detect |
| MR-AP-MW-12 | 8/28/2019 | 7.06 | 152 | 7.27 | 0.916 | 6.63 | 1780 | 2850 | Non-Detect | 0.00297(J) | 0.0177 | Non-Detect | Non-Detect | Non-Detect | Non-Detect | 0.577(U) | 0.916 | Non-Detect | 0.158 | Non-Detect | 0.646 | Non-Detect | Non-Detect |
| MR-AP-MW-12 | 3/10/2020 | 7.52 | 138 | 7.52 | 0.929 | 6.52 | 1580 | 2420 | Non-Detect | 0.00353(J) | 0.015 | Non-Detect | Non-Detect | Non-Detect | Non-Detect | 1.57 | 0.929 | Non-Detect | 0.146 | Non-Detect | 0.49 | Non-Detect | Non-Detect |
| MR-AP-MW-12 | 10/19/2020 | 7.42 | 115 | 7.33 | 0.978 | 6.5 | 1630 | 2540 | Non-Detect | 0.00463(J) | 0.0157 | Non-Detect | Non-Detect | Non-Detect | Non-Detect | 0.17(U) | 0.978 | Non-Detect | 0.12 | Non-Detect | 0.858 | Non-Detect | Non-Detect |

# Analytical Data Summary
# Plant Miller Ash Pond
# Alabama Power Company

| | | APPENDIX III | | | | | | | APPENDIX IV | | | | | | | | | | | | | | |
|---|---|---|---|---|---|---|---|---|---|---|---|---|---|---|---|---|---|---|---|---|---|---|---|
| WELL | SAMPLE DATE | Boron | Calcium | Chloride | Fluoride | pH | Sulfate | TDS | Antimony | Arsenic | Barium | Beryllium | Cadmium | Chromium | Cobalt | Combined Radium 226 + 228 | Fluoride | Lead | Lithium | Mercury | Molybdenum | Selenium | Thallium |
| UNITS | | mg/L | mg/L | mg/L | mg/L | SU | mg/L | mg/L | mg/L | mg/L | mg/L | mg/L | mg/L | mg/L | mg/L | pCi/L | mg/L | mg/L | mg/L | mg/L | mg/L | mg/L | mg/L |
| MR-AP-MW-13D | 7/20/2016 | 0.0601(J) | 49.9 | 10.4 | 0.149(J) | 6.75 | 58.9 | 307 | Non-Detect | 0.00239(J) | 0.0827 | Non-Detect | Non-Detect | Non-Detect | Non-Detect | 0.324(U) | 0.149(J) | Non-Detect | 0.0382(J) | Non-Detect | Non-Detect | Non-Detect | Non-Detect |
| MR-AP-MW-13D | 9/27/2016 | 0.0979(J) | 66.5 | 13.8 | 0.076(J) | 6.49 | 115 | 446 | Non-Detect | 0.00241(J) | 0.0955 | Non-Detect | Non-Detect | Non-Detect | 0.0021(J) | 0.385(U) | 0.076(J) | Non-Detect | 0.0434(J) | Non-Detect | Non-Detect | Non-Detect | Non-Detect |
| MR-AP-MW-13D | 11/1/2016 | 0.108 | 51.8 | 12 | 0.028(J) | 6.5 | 87.8 | 398 | Non-Detect | 0.00315(J) | 0.0744 | Non-Detect | Non-Detect | Non-Detect | 0.00214(J) | 0.119(U) | 0.028(J) | Non-Detect | 0.0442(J) | Non-Detect | Non-Detect | Non-Detect | Non-Detect |
| MR-AP-MW-13D | 1/11/2017 | 0.0719(J) | 47.2 | 11.7 | Non-Detect | 6.64 | 87.1 | 338 | Non-Detect | 0.00197(J) | 0.0614 | Non-Detect | Non-Detect | Non-Detect | Non-Detect | 0.324(U) | Non-Detect | Non-Detect | 0.041(J) | Non-Detect | Non-Detect | Non-Detect | Non-Detect |
| MR-AP-MW-13D | 2/15/2017 | 0.0714(J) | 50.7 | 15 | 0.1 | 6.61 | 82 | 342 | Non-Detect | 0.00253(J) | 0.0741 | Non-Detect | Non-Detect | Non-Detect | Non-Detect | 0.393(U) | 0.1 | Non-Detect | 0.0474(J) | Non-Detect | Non-Detect | Non-Detect | Non-Detect |
| MR-AP-MW-13D | 4/4/2017 | 0.0553(J) | 48.9 | 13 | 0.12 | 6.66 | 82 | 328 | Non-Detect | 0.00179(J) | 0.0668 | Non-Detect | Non-Detect | Non-Detect | Non-Detect | 0.263(U) | 0.12 | Non-Detect | 0.0453(J) | Non-Detect | Non-Detect | Non-Detect | Non-Detect |
| MR-AP-MW-13D | 5/17/2017 | 0.0781(J) | 48.7 | 14 | 0.13 | 6.7 | 66 | 336 | Non-Detect | 0.0015(J) | 0.0725 | Non-Detect | Non-Detect | Non-Detect | Non-Detect | 0.555(U) | 0.13 | Non-Detect | 0.0403(J) | Non-Detect | Non-Detect | Non-Detect | Non-Detect |
| MR-AP-MW-13D | 6/13/2017 | 0.0675(J) | 49.2 | 14 | 0.13 | 6.69 | 79 | 319 | Non-Detect | 0.00157(J) | 0.0812 | Non-Detect | Non-Detect | Non-Detect | Non-Detect | 0.305(U) | 0.13 | Non-Detect | 0.0362(J) | Non-Detect | Non-Detect | Non-Detect | Non-Detect |
| MR-AP-MW-13D | 9/19/2017 | 0.0732(J) | 47.3 | 13 | 0.11 | 6.76 | 69 | 315 | n/a | n/a | n/a | n/a | n/a | n/a | n/a | n/a | 0.11 | n/a | n/a | n/a | n/a | n/a | n/a |
| MR-AP-MW-13D | 1/31/2018 | n/a | n/a | n/a | 0.13 | 6.81 | n/a | n/a | Non-Detect | 0.00196(J) | 0.0843 | Non-Detect | Non-Detect | Non-Detect | Non-Detect | 0.461 | 0.13 | Non-Detect | 0.0343(J) | Non-Detect | Non-Detect | Non-Detect | Non-Detect |
| MR-AP-MW-13D | 5/8/2018 | 0.083(J) | 47.3 | 14 | 0.14 | 6.72 | 70 | 326 | Non-Detect | 0.00227(J) | 0.078 | Non-Detect | Non-Detect | Non-Detect | Non-Detect | 0.441(U) | 0.14 | Non-Detect | 0.0391(J) | Non-Detect | Non-Detect | Non-Detect | Non-Detect |
| MR-AP-MW-13D | 10/9/2018 | 0.102 | 44.6 | 14 | 0.18 | 6.72 | 54 | 283 | Non-Detect | 0.00272(J) | 0.0712 | Non-Detect | Non-Detect | Non-Detect | Non-Detect | 0.683 | 0.18 | Non-Detect | 0.0404 | Non-Detect | Non-Detect | Non-Detect | Non-Detect |
| MR-AP-MW-13D | 4/24/2019 | 0.0987(J) | 46 | 14.7 | 0.199 | 6.67 | 92.4 | 323 | Non-Detect | 0.00439(J) | 0.0726 | Non-Detect | Non-Detect | Non-Detect | Non-Detect | 0.482 | 0.199 | Non-Detect | 0.0404(J) | Non-Detect | Non-Detect | Non-Detect | Non-Detect |
| MR-AP-MW-13D | 8/29/2019 | 0.0961(J) | 47.3 | 13.4 | 0.144 | 6.8 | 82.7 | 307 | Non-Detect | 0.00296(J) | 0.0876 | Non-Detect | Non-Detect | 0.00264(J) | Non-Detect | 0.287(U) | 0.144 | Non-Detect | 0.0432 | Non-Detect | Non-Detect | Non-Detect | Non-Detect |
| MR-AP-MW-13D | 3/9/2020 | 0.0929(J) | 43.2 | 11.7 | 0.159 | 6.68 | 62.1 | 288 | Non-Detect | 0.00866 | 0.088 | Non-Detect | Non-Detect | 0.0247 | Non-Detect | 0.865 | 0.159 | 0.00129(J) | 0.0429 | Non-Detect | Non-Detect | Non-Detect | Non-Detect |
| MR-AP-MW-13DR | 10/20/2020 | 0.0304(J) | 46.7 | 13.8 | 0.146 | 6.81 | 65.8 | 314 | Non-Detect | Non-Detect | 0.144 | Non-Detect | Non-Detect | Non-Detect | Non-Detect | 0.357(U) | 0.146 | Non-Detect | 0.0343 | Non-Detect | 0.00206(J) | Non-Detect | Non-Detect |

# Analytical Data Summary
# Plant Miller Ash Pond
# Alabama Power Company

| | | APPENDIX III | | | | | | | APPENDIX IV | | | | | | | | | | | | | | |
|---|---|---|---|---|---|---|---|---|---|---|---|---|---|---|---|---|---|---|---|---|---|---|---|
| WELL | SAMPLE DATE | Boron | Calcium | Chloride | Fluoride | pH | Sulfate | TDS | Antimony | Arsenic | Barium | Beryllium | Cadmium | Chromium | Cobalt | Combined Radium 226 + 228 | Fluoride | Lead | Lithium | Mercury | Molybdenum | Selenium | Thallium |
| UNITS | | mg/L | mg/L | mg/L | mg/L | SU | mg/L | mg/L | mg/L | mg/L | mg/L | mg/L | mg/L | mg/L | mg/L | pCi/L | mg/L | mg/L | mg/L | mg/L | mg/L | mg/L | mg/L |
| MR-AP-MW-13S | 7/20/2016 | 0.0816(J) | 15.5 | 8.49 | 0.106(J) | 5.63 | 125 | 319 | Non-Detect | 0.00346(J) | 0.021 | Non-Detect | Non-Detect | Non-Detect | 0.0214 | 0.0664(U) | 0.106(J) | Non-Detect | 0.0825 | Non-Detect | Non-Detect | Non-Detect | Non-Detect |
| MR-AP-MW-13S | 9/27/2016 | 0.0837(J) | 14.3 | 7.85 | 0.058(J) | 5.63 | 116 | 306 | Non-Detect | 0.00306(J) | 0.0252 | Non-Detect | Non-Detect | Non-Detect | 0.0211 | 0.237(U) | 0.058(J) | Non-Detect | 0.0801 | Non-Detect | Non-Detect | Non-Detect | Non-Detect |
| MR-AP-MW-13S | 11/1/2016 | 0.0837(J) | 14.3 | 7.7 | 0.078(J) | 5.58 | 108 | 305 | Non-Detect | 0.00333(J) | 0.0201 | Non-Detect | Non-Detect | Non-Detect | 0.0203 | 0.724 | 0.078(J) | Non-Detect | 0.0825 | Non-Detect | Non-Detect | Non-Detect | Non-Detect |
| MR-AP-MW-13S | 1/11/2017 | 0.0795(J) | 15.1 | 6.9 | Non-Detect | 5.56 | 128 | 308 | Non-Detect | 0.00331(J) | 0.0183 | Non-Detect | Non-Detect | Non-Detect | 0.0198 | 0.172(U) | Non-Detect | Non-Detect | 0.0834 | Non-Detect | Non-Detect | Non-Detect | Non-Detect |
| MR-AP-MW-13S | 2/15/2017 | 0.0889(J) | 15.7 | 9.4 | 0.06(J) | 5.58 | 110 | 305 | Non-Detect | 0.00367(J) | 0.0212 | Non-Detect | Non-Detect | Non-Detect | 0.0205 | 1.22 | 0.06(J) | Non-Detect | 0.0908 | Non-Detect | Non-Detect | Non-Detect | Non-Detect |
| MR-AP-MW-13S | 4/6/2017 | 0.0777(J) | 15.1 | 7.5 | 0.07(J) | 5.53 | 120 | 315 | Non-Detect | 0.00321(J) | 0.0175 | Non-Detect | Non-Detect | Non-Detect | 0.0216 | -0.143(U) | 0.07(J) | Non-Detect | 0.0906 | Non-Detect | Non-Detect | Non-Detect | Non-Detect |
| MR-AP-MW-13S | 5/17/2017 | 0.095(J) | 16.1 | 8.9 | 0.09(J) | 5.53 | 110 | 335 | Non-Detect | 0.00306(J) | 0.0182 | Non-Detect | Non-Detect | Non-Detect | 0.0209 | -0.25(U) | 0.09(J) | Non-Detect | 0.0841 | Non-Detect | Non-Detect | Non-Detect | Non-Detect |
| MR-AP-MW-13S | 6/13/2017 | 0.0938(J) | 16.2 | 9.1 | 0.09(J) | 5.57 | 120 | 331 | Non-Detect | 0.00337(J) | 0.0195 | Non-Detect | Non-Detect | Non-Detect | 0.0214 | 0.412 | 0.09(J) | Non-Detect | 0.0789 | Non-Detect | Non-Detect | Non-Detect | Non-Detect |
| MR-AP-MW-13S | 9/19/2017 | 0.108 | 15.9 | 10 | 0.11 | 5.65 | 120 | 328 | n/a | n/a | n/a | n/a | n/a | n/a | n/a | n/a | 0.11 | n/a | n/a | n/a | n/a | n/a | n/a |
| MR-AP-MW-13S | 1/31/2018 | n/a | n/a | n/a | 0.09(J) | 5.67 | n/a | n/a | Non-Detect | 0.00394(J) | 0.0207 | Non-Detect | Non-Detect | Non-Detect | 0.0186 | 0.175(U) | 0.09(J) | Non-Detect | 0.0725 | Non-Detect | Non-Detect | Non-Detect | Non-Detect |
| MR-AP-MW-13S | 5/8/2018 | 0.101 | 16.7 | 11 | 0.09(J) | 5.6 | 120 | 326 | Non-Detect | 0.00384(J) | 0.0202 | Non-Detect | Non-Detect | Non-Detect | 0.0208 | 0.592 | 0.09(J) | Non-Detect | 0.0805 | Non-Detect | Non-Detect | Non-Detect | Non-Detect |
| MR-AP-MW-13S | 10/9/2018 | 0.106 | 15.8 | 10 | 0.12 | 5.64 | 120 | 304 | Non-Detect | 0.00362(J) | 0.018 | Non-Detect | Non-Detect | Non-Detect | 0.0209 | 0.657 | 0.12 | Non-Detect | 0.0777 | Non-Detect | Non-Detect | Non-Detect | Non-Detect |
| MR-AP-MW-13S | 4/24/2019 | 0.137(J) | 16 | 9.4 | 0.161 | 5.65 | 131 | 306 | Non-Detect | 0.00362(J) | 0.0217 | Non-Detect | Non-Detect | Non-Detect | 0.0237 | 0.289(U) | 0.161 | Non-Detect | 0.0788 | Non-Detect | Non-Detect | Non-Detect | Non-Detect |
| MR-AP-MW-13S | 8/29/2019 | 0.11 | 17.6 | 9.33 | 0.103 | 5.67 | 137 | 323 | Non-Detect | 0.00453(J) | 0.0247 | Non-Detect | Non-Detect | Non-Detect | 0.0228 | 0.1(U) | 0.103 | Non-Detect | 0.0845 | Non-Detect | Non-Detect | Non-Detect | Non-Detect |
| MR-AP-MW-13S | 3/9/2020 | 0.1 | 16.6 | 7.17 | 0.119 | 5.58 | 129 | 329 | Non-Detect | 0.00403(J) | 0.0198 | Non-Detect | Non-Detect | Non-Detect | 0.0244 | 0.444(U) | 0.119 | Non-Detect | 0.0871 | Non-Detect | Non-Detect | Non-Detect | Non-Detect |
| MR-AP-MW-13SR | 10/20/2020 | 0.0541(J) | 35.9 | 10.6 | 0.434 | 6.28 | 285 | 604 | Non-Detect | Non-Detect | 0.0466 | Non-Detect | Non-Detect | Non-Detect | 0.0112 | 0.479(U) | 0.434 | Non-Detect | 0.0475 | Non-Detect | 0.00311(J) | Non-Detect | Non-Detect |

# Analytical Data Summary
# Plant Miller Ash Pond
# Alabama Power Company

| | | APPENDIX III | | | | | | | APPENDIX IV | | | | | | | | | | | | | | |
|---|---|---|---|---|---|---|---|---|---|---|---|---|---|---|---|---|---|---|---|---|---|---|---|
| WELL | SAMPLE DATE | Boron | Calcium | Chloride | Fluoride | pH | Sulfate | TDS | Antimony | Arsenic | Barium | Beryllium | Cadmium | Chromium | Cobalt | Combined Radium 226 + 228 | Fluoride | Lead | Lithium | Mercury | Molybdenum | Selenium | Thallium |
| UNITS | | mg/L | mg/L | mg/L | mg/L | SU | mg/L | mg/L | mg/L | mg/L | mg/L | mg/L | mg/L | mg/L | mg/L | pCi/L | mg/L | mg/L | mg/L | mg/L | mg/L | mg/L | mg/L |
| MR-AP-MW-14 | 7/20/2016 | 0.115 | 30.5 | 6.47 | 0.182(J) | 6.35 | 39.9 | 207 | Non-Detect | Non-Detect | 0.0847 | Non-Detect | Non-Detect | Non-Detect | Non-Detect | 0.386(U) | 0.182(J) | Non-Detect | 0.0206(J) | Non-Detect | Non-Detect | Non-Detect | Non-Detect |
| MR-AP-MW-14 | 9/26/2016 | 0.135 | 29.3 | 6.48 | 0.124(J) | 6.36 | 42.2 | 211 | Non-Detect | Non-Detect | 0.0926 | Non-Detect | Non-Detect | Non-Detect | Non-Detect | 0.226(U) | 0.124(J) | Non-Detect | 0.0212(J) | Non-Detect | Non-Detect | Non-Detect | Non-Detect |
| MR-AP-MW-14 | 10/31/2016 | 0.153 | 28.6 | 6.5 | 0.074(J) | 6.31 | 42.7 | 213 | Non-Detect | Non-Detect | 0.076 | Non-Detect | Non-Detect | Non-Detect | Non-Detect | 0.321(U) | 0.074(J) | Non-Detect | 0.0221(J) | Non-Detect | Non-Detect | Non-Detect | Non-Detect |
| MR-AP-MW-14 | 1/9/2017 | 0.19 | 30.3 | 6.4 | 0.028(J) | 6.28 | 45.5 | 219 | Non-Detect | Non-Detect | 0.0727 | Non-Detect | Non-Detect | Non-Detect | Non-Detect | -0.00596(U) | 0.028(J) | Non-Detect | 0.0226(J) | Non-Detect | Non-Detect | Non-Detect | Non-Detect |
| MR-AP-MW-14 | 2/14/2017 | 0.148 | 31.1 | 7.8 | 0.17 | 6.27 | 39 | 199 | Non-Detect | Non-Detect | 0.0796 | Non-Detect | Non-Detect | Non-Detect | Non-Detect | 0.202(U) | 0.17 | Non-Detect | 0.0225(J) | Non-Detect | Non-Detect | Non-Detect | Non-Detect |
| MR-AP-MW-14 | 4/4/2017 | 0.129 | 31.7 | 7.6 | 0.17 | 6.25 | 41 | 209 | Non-Detect | Non-Detect | 0.0663 | Non-Detect | Non-Detect | Non-Detect | Non-Detect | 0.314(U) | 0.17 | Non-Detect | 0.0221(J) | Non-Detect | Non-Detect | Non-Detect | Non-Detect |
| MR-AP-MW-14 | 5/17/2017 | 0.157 | 32.8 | 7.8 | 0.17 | 6.33 | 37 | 213 | Non-Detect | Non-Detect | 0.0762 | Non-Detect | Non-Detect | Non-Detect | Non-Detect | 0.359(U) | 0.17 | Non-Detect | 0.0213(J) | Non-Detect | Non-Detect | Non-Detect | Non-Detect |
| MR-AP-MW-14 | 6/13/2017 | 0.14 | 33.4 | 7.5 | 0.17 | 6.3 | 43 | 217 | Non-Detect | Non-Detect | 0.0671 | Non-Detect | Non-Detect | Non-Detect | Non-Detect | 0.096(U) | 0.17 | Non-Detect | 0.0203(J) | Non-Detect | Non-Detect | Non-Detect | Non-Detect |
| MR-AP-MW-14 | 9/19/2017 | 0.115 | 33.6 | 7.5 | Non-Detect | 6.43 | 41 | 230 | n/a | n/a | n/a | n/a | n/a | n/a | n/a | n/a | Non-Detect | n/a | n/a | n/a | n/a | n/a | n/a |
| MR-AP-MW-14 | 2/1/2018 | n/a | n/a | n/a | 0.17 | 6.4 | n/a | n/a | Non-Detect | Non-Detect | 0.0772 | Non-Detect | Non-Detect | Non-Detect | Non-Detect | 0.774 | 0.17 | Non-Detect | 0.0183(J) | Non-Detect | Non-Detect | Non-Detect | Non-Detect |
| MR-AP-MW-14 | 5/8/2018 | 0.102 | 34 | 7.6 | 0.18 | 6.38 | 42 | 224 | Non-Detect | Non-Detect | 0.0753 | Non-Detect | Non-Detect | Non-Detect | Non-Detect | 0.65 | 0.18 | Non-Detect | 0.0205(J) | Non-Detect | Non-Detect | Non-Detect | Non-Detect |
| MR-AP-MW-14 | 10/9/2018 | 0.118 | 32.8 | 7.6 | 0.21 | 6.41 | 41 | 213 | Non-Detect | Non-Detect | 0.0623 | Non-Detect | Non-Detect | Non-Detect | Non-Detect | 0.631 | 0.21 | Non-Detect | 0.0195(J) | Non-Detect | Non-Detect | Non-Detect | Non-Detect |
| MR-AP-MW-14 | 4/24/2019 | 0.121(J) | 33.6 | 7.29 | 0.22 | 6.44 | 47.2 | 218 | Non-Detect | Non-Detect | 0.0723 | Non-Detect | Non-Detect | Non-Detect | Non-Detect | 0.252(U) | 0.22 | Non-Detect | Non-Detect | Non-Detect | Non-Detect | Non-Detect | Non-Detect |
| MR-AP-MW-14 | 8/28/2019 | 0.126 | 36.5 | 7.3 | 0.192 | 6.31 | 51.8 | 213 | Non-Detect | Non-Detect | 0.0784 | Non-Detect | Non-Detect | Non-Detect | Non-Detect | -0.0208(U) | 0.192 | Non-Detect | 0.0213 | Non-Detect | Non-Detect | Non-Detect | Non-Detect |
| MR-AP-MW-14 | 3/4/2020 | 0.122 | 34.2 | 7.6 | 0.184 | 6.38 | 45.2 | 232 | Non-Detect | Non-Detect | 0.0632 | Non-Detect | Non-Detect | Non-Detect | Non-Detect | 0.637 | 0.184 | Non-Detect | 0.0204 | Non-Detect | Non-Detect | Non-Detect | Non-Detect |
| MR-AP-MW-14R | 10/20/2020 | 0.0773(J) | 36.4 | 7.55 | 0.177 | 6.46 | 39.3 | 219 | Non-Detect | Non-Detect | 0.116 | Non-Detect | Non-Detect | Non-Detect | Non-Detect | -0.128(U) | 0.177 | Non-Detect | 0.0207 | Non-Detect | Non-Detect | Non-Detect | Non-Detect |

# Analytical Data Summary
# Plant Miller Ash Pond
# Alabama Power Company

| | | APPENDIX III | | | | | | | APPENDIX IV | | | | | | | | | | | | | | |
|---|---|---|---|---|---|---|---|---|---|---|---|---|---|---|---|---|---|---|---|---|---|---|---|
| WELL | SAMPLE DATE | Boron | Calcium | Chloride | Fluoride | pH | Sulfate | TDS | Antimony | Arsenic | Barium | Beryllium | Cadmium | Chromium | Cobalt | Combined Radium 226 + 228 | Fluoride | Lead | Lithium | Mercury | Molybdenum | Selenium | Thallium |
| UNITS | | mg/L | mg/L | mg/L | mg/L | SU | mg/L | mg/L | mg/L | mg/L | mg/L | mg/L | mg/L | mg/L | mg/L | pCi/L | mg/L | mg/L | mg/L | mg/L | mg/L | mg/L | mg/L |
| MR-AP-MW-15 | 7/19/2016 | 0.15 | 37 | 16.9 | 0.111(J) | 6.55 | 69.3 | 255 | Non-Detect | Non-Detect | 0.125 | Non-Detect | Non-Detect | Non-Detect | Non-Detect | 0.191(U) | 0.111(J) | Non-Detect | 0.0199(J) | Non-Detect | Non-Detect | Non-Detect | Non-Detect |
| MR-AP-MW-15 | 9/26/2016 | 0.175 | 37.5 | 17.1 | 0.069(J) | 6.55 | 74.7 | 259 | Non-Detect | Non-Detect | 0.131 | Non-Detect | Non-Detect | Non-Detect | Non-Detect | 0.663 | 0.069(J) | Non-Detect | 0.0206(J) | Non-Detect | Non-Detect | Non-Detect | Non-Detect |
| MR-AP-MW-15 | 10/31/2016 | 0.204 | 38.4 | 17.3 | 0.018(J) | 6.49 | 80.6 | 265 | Non-Detect | Non-Detect | 0.101 | Non-Detect | Non-Detect | Non-Detect | Non-Detect | 0.608 | 0.018(J) | Non-Detect | 0.021(J) | Non-Detect | Non-Detect | Non-Detect | Non-Detect |
| MR-AP-MW-15 | 1/9/2017 | 0.192 | 37.8 | 17.2 | Non-Detect | 6.46 | 77.9 | 276 | Non-Detect | Non-Detect | 0.0952 | Non-Detect | Non-Detect | Non-Detect | Non-Detect | -0.0687(U) | Non-Detect | Non-Detect | 0.0201(J) | Non-Detect | Non-Detect | Non-Detect | Non-Detect |
| MR-AP-MW-15 | 2/14/2017 | 0.161 | 39.2 | 20 | 0.1 | 6.47 | 68 | 246 | Non-Detect | Non-Detect | 0.106 | Non-Detect | Non-Detect | Non-Detect | Non-Detect | 0.459(U) | 0.1 | Non-Detect | 0.022(J) | Non-Detect | Non-Detect | Non-Detect | Non-Detect |
| MR-AP-MW-15 | 4/4/2017 | 0.147 | 37.5 | 19 | 0.1 | 6.38 | 71 | 257 | Non-Detect | Non-Detect | 0.0962 | Non-Detect | Non-Detect | Non-Detect | Non-Detect | 0.327(U) | 0.1 | Non-Detect | 0.0216(J) | Non-Detect | Non-Detect | Non-Detect | Non-Detect |
| MR-AP-MW-15 | 5/16/2017 | 0.168 | 40.4 | 20 | 0.1 | 6.46 | 62 | 283 | Non-Detect | Non-Detect | 0.1 | Non-Detect | Non-Detect | Non-Detect | Non-Detect | 0.232(U) | 0.1 | Non-Detect | 0.021(J) | Non-Detect | Non-Detect | Non-Detect | Non-Detect |
| MR-AP-MW-15 | 6/12/2017 | 0.18 | 38.4 | 21 | 0.1 | 6.41 | 77 | 266 | Non-Detect | Non-Detect | 0.08 | Non-Detect | Non-Detect | Non-Detect | Non-Detect | 0.123(U) | 0.1 | Non-Detect | 0.0181(J) | Non-Detect | Non-Detect | Non-Detect | Non-Detect |
| MR-AP-MW-15 | 9/19/2017 | 0.192 | 37.8 | 19 | 0.12 | 6.5 | 72 | 266 | n/a | n/a | n/a | n/a | n/a | n/a | n/a | n/a | 0.12 | n/a | n/a | n/a | n/a | n/a | n/a |
| MR-AP-MW-15 | 1/31/2018 | n/a | n/a | n/a | 0.1 | 6.5 | n/a | n/a | Non-Detect | Non-Detect | 0.07 | Non-Detect | Non-Detect | Non-Detect | Non-Detect | 0.516 | 0.1 | Non-Detect | 0.0169(J) | Non-Detect | Non-Detect | Non-Detect | Non-Detect |
| MR-AP-MW-15 | 5/7/2018 | 0.258 | 38.4 | 20 | 0.11 | 6.42 | 77 | 264 | Non-Detect | Non-Detect | 0.071 | Non-Detect | Non-Detect | Non-Detect | Non-Detect | 0.615 | 0.11 | Non-Detect | 0.0187(J) | Non-Detect | Non-Detect | Non-Detect | Non-Detect |
| MR-AP-MW-15 | 10/9/2018 | 0.237 | 38.2 | 20 | 0.13 | 6.46 | 76 | 239 | Non-Detect | Non-Detect | 0.0588 | Non-Detect | Non-Detect | Non-Detect | Non-Detect | 0.825 | 0.13 | Non-Detect | 0.019(J) | Non-Detect | Non-Detect | Non-Detect | Non-Detect |
| MR-AP-MW-15 | 4/24/2019 | 0.243 | 39 | 18.3 | 0.133 | 6.46 | 91.9 | 234 | Non-Detect | Non-Detect | 0.0765 | Non-Detect | Non-Detect | Non-Detect | Non-Detect | 0.373 | 0.133 | Non-Detect | Non-Detect | 0.000316(J) | Non-Detect | Non-Detect | Non-Detect |
| MR-AP-MW-15 | 8/28/2019 | 0.863 | 53.8 | 19.3 | 0.0974(J) | 6.38 | 227 | 397 | Non-Detect | Non-Detect | 0.0424 | Non-Detect | Non-Detect | Non-Detect | 0.0021(J) | 0.00424(U) | 0.0974(J) | Non-Detect | 0.0199(J) | Non-Detect | Non-Detect | Non-Detect | Non-Detect |
| MR-AP-MW-15 | 3/4/2020 | 0.285 | 39.3 | 18.5 | 0.111 | 6.43 | 93.9 | 269 | Non-Detect | Non-Detect | 0.0544 | Non-Detect | Non-Detect | Non-Detect | Non-Detect | 0.337(U) | 0.111 | Non-Detect | 0.0195(J) | Non-Detect | Non-Detect | Non-Detect | Non-Detect |
| MR-AP-MW-15 | 10/13/2020 | 0.375 | 41.4 | 17.5 | 0.125 | 6.42 | 107 | 280 | Non-Detect | Non-Detect | 0.0522 | Non-Detect | Non-Detect | Non-Detect | Non-Detect | 0.232(U) | 0.125 | Non-Detect | 0.0195(J) | Non-Detect | Non-Detect | Non-Detect | Non-Detect |

# Analytical Data Summary
# Plant Miller Ash Pond
# Alabama Power Company

| | | APPENDIX III | | | | | | | APPENDIX IV | | | | | | | | | | | | | | |
|---|---|---|---|---|---|---|---|---|---|---|---|---|---|---|---|---|---|---|---|---|---|---|---|
| WELL | SAMPLE DATE | Boron | Calcium | Chloride | Fluoride | pH | Sulfate | TDS | Antimony | Arsenic | Barium | Beryllium | Cadmium | Chromium | Cobalt | Combined Radium 226 + 228 | Fluoride | Lead | Lithium | Mercury | Molybdenum | Selenium | Thallium |
| UNITS | | mg/L | mg/L | mg/L | mg/L | SU | mg/L | mg/L | mg/L | mg/L | mg/L | mg/L | mg/L | mg/L | mg/L | pCi/L | mg/L | mg/L | mg/L | mg/L | mg/L | mg/L | mg/L |
| MR-AP-MW-16 | 7/19/2016 | 2.86 | 185 | 24.9 | 0.194(J) | 6.07 | 683 | 1080 | Non-Detect | 0.00159(J) | 0.044 | Non-Detect | 0.000222(J) | Non-Detect | 0.0507 | 0.456(U) | 0.194(J) | Non-Detect | 0.0816 | Non-Detect | 0.0204 | Non-Detect | Non-Detect |
| MR-AP-MW-16 | 9/26/2016 | 2.86 | 189 | 29.2 | 0.158(J) | 5.91 | 707 | 1140 | Non-Detect | Non-Detect | 0.0367 | Non-Detect | 0.000208(J) | Non-Detect | 0.0389 | 0.854 | 0.158(J) | Non-Detect | 0.0636 | Non-Detect | 0.00799(J) | 0.00341(J) | Non-Detect |
| MR-AP-MW-16 | 10/31/2016 | 3.25 | 163 | 25.9 | 0.068(J) | 6.19 | 610 | 1010 | Non-Detect | Non-Detect | 0.0277 | Non-Detect | Non-Detect | Non-Detect | 0.0152 | 0.268(U) | 0.068(J) | Non-Detect | 0.0759 | Non-Detect | 0.0458 | Non-Detect | Non-Detect |
| MR-AP-MW-16 | 1/9/2017 | 2.71 | 214 | 31.7 | Non-Detect | 6.03 | 707 | 1250 | Non-Detect | Non-Detect | 0.0323 | Non-Detect | Non-Detect | Non-Detect | 0.00298(J) | 0.118(U) | Non-Detect | Non-Detect | 0.0254(J) | Non-Detect | 0.00431(J) | 0.00273(J) | 0.000242(J) |
| MR-AP-MW-16 | 2/14/2017 | 2.39 | 237 | 43 | 0.14 | 6.13 | 670 | 1180 | 0.000801(J) | Non-Detect | 0.0391 | Non-Detect | Non-Detect | Non-Detect | 0.00507(J) | 0.264(U) | 0.14 | Non-Detect | 0.0859 | Non-Detect | 0.0255 | 0.00281(J) | Non-Detect |
| MR-AP-MW-16 | 4/3/2017 | 1.86 | 159 | 25 | 0.13 | 5.97 | 520 | 846 | Non-Detect | Non-Detect | 0.0245 | Non-Detect | Non-Detect | Non-Detect | 0.00228(J) | 0.00348(U) | 0.13 | Non-Detect | 0.0487(J) | Non-Detect | 0.0119 | 0.00262(J) | 0.000226(J) |
| MR-AP-MW-16 | 5/16/2017 | 2.67 | 154 | 21 | 0.13 | 5.97 | 470 | 880 | Non-Detect | Non-Detect | 0.0276 | Non-Detect | Non-Detect | Non-Detect | 0.00418(J) | 0.229(U) | 0.13 | Non-Detect | 0.0297(J) | Non-Detect | 0.00405(J) | Non-Detect | Non-Detect |
| MR-AP-MW-16 | 6/12/2017 | 2.81 | 146 | 23 | 0.14 | 6.1 | 510 | 872 | Non-Detect | Non-Detect | 0.0242 | Non-Detect | Non-Detect | Non-Detect | Non-Detect | 0.226(U) | 0.14 | Non-Detect | 0.0429(J) | Non-Detect | 0.0216 | Non-Detect | Non-Detect |
| MR-AP-MW-16 | 9/19/2017 | 3 | 136 | 19 | 0.16 | 6.03 | 460 | 848 | n/a | n/a | n/a | n/a | n/a | n/a | n/a | n/a | 0.16 | n/a | n/a | n/a | n/a | n/a | n/a |
| MR-AP-MW-16 | 2/1/2018 | n/a | n/a | n/a | 0.12 | 5.95 | n/a | n/a | Non-Detect | Non-Detect | 0.0289 | Non-Detect | Non-Detect | Non-Detect | Non-Detect | 1.05 | 0.12 | Non-Detect | 0.026(J) | Non-Detect | 0.00829(J) | Non-Detect | Non-Detect |
| MR-AP-MW-16 | 5/7/2018 | 2.83 | 129 | 16 | 0.16 | 6.01 | 430 | 742 | Non-Detect | Non-Detect | 0.0264 | Non-Detect | Non-Detect | Non-Detect | Non-Detect | 0.444(U) | 0.16 | Non-Detect | 0.0538 | Non-Detect | 0.0256 | 0.00204(J) | 0.0003(J) |
| MR-AP-MW-16 | 10/9/2018 | 2.85 | 211 | 24 | 0.18 | 6 | 580 | 982 | Non-Detect | Non-Detect | 0.0271 | Non-Detect | Non-Detect | Non-Detect | Non-Detect | 1.15 | 0.18 | Non-Detect | 0.0285 | Non-Detect | 0.0114 | Non-Detect | Non-Detect |
| MR-AP-MW-16 | 4/24/2019 | 2.41 | 139 | 11.9 | 0.225 | 6.01 | 385 | 646 | 0.00107(J) | Non-Detect | 0.0252 | Non-Detect | Non-Detect | Non-Detect | Non-Detect | 0.317(U) | 0.225 | Non-Detect | 0.0295(J) | Non-Detect | 0.0148 | Non-Detect | Non-Detect |
| MR-AP-MW-16 | 8/28/2019 | 3.18 | 99.5 | 10.8 | 0.29 | 6.34 | 384 | 642 | Non-Detect | Non-Detect | 0.0208 | Non-Detect | Non-Detect | Non-Detect | 0.00216(J) | 0.372(U) | 0.29 | Non-Detect | 0.0555 | Non-Detect | 0.107 | Non-Detect | Non-Detect |
| MR-AP-MW-16 | 3/3/2020 | 1.29 | 66.8 | 5.33 | 0.179 | 6.19 | 198 | 378 | Non-Detect | Non-Detect | 0.03 | Non-Detect | Non-Detect | Non-Detect | Non-Detect | -0.0538(U) | 0.179 | Non-Detect | 0.0278 | Non-Detect | 0.025 | 0.00271(J) | Non-Detect |
| MR-AP-MW-16 | 10/13/2020 | 2.62 | 96.9 | 10 | 0.145 | 6.31 | 366 | 738 | Non-Detect | Non-Detect | 0.0322 | Non-Detect | Non-Detect | Non-Detect | 0.00352(J) | 0.209(U) | 0.145 | Non-Detect | 0.132 | Non-Detect | 0.0494 | 0.00351(J) | Non-Detect |

# Analytical Data Summary
# Plant Miller Ash Pond
# Alabama Power Company

| | | APPENDIX III | | | | | | | APPENDIX IV | | | | | | | | | | | | | | |
|---|---|---|---|---|---|---|---|---|---|---|---|---|---|---|---|---|---|---|---|---|---|---|---|
| WELL | SAMPLE DATE | Boron | Calcium | Chloride | Fluoride | pH | Sulfate | TDS | Antimony | Arsenic | Barium | Beryllium | Cadmium | Chromium | Cobalt | Combined Radium 226 + 228 | Fluoride | Lead | Lithium | Mercury | Molybdenum | Selenium | Thallium |
| UNITS | | mg/L | mg/L | mg/L | mg/L | SU | mg/L | mg/L | mg/L | mg/L | mg/L | mg/L | mg/L | mg/L | mg/L | pCi/L | mg/L | mg/L | mg/L | mg/L | mg/L | mg/L | mg/L |
| MR-AP-MW-21 | 3/6/2019 | 0.0619(J) | 60.1 | 9.18 | 0.169 | 7.26 | 116 | 397 | Non-Detect | 0.00106(J) | 0.0629 | Non-Detect | Non-Detect | Non-Detect | Non-Detect | 0.24(U) | 0.169 | Non-Detect | 0.0484 | Non-Detect | 0.00411(J) | Non-Detect | Non-Detect |
| MR-AP-MW-21 | 8/28/2019 | 0.0879(J) | 63.5 | 9.75 | 0.212 | 7.42 | 108 | 446 | Non-Detect | 0.00129(J) | 0.314 | Non-Detect | Non-Detect | Non-Detect | Non-Detect | 0.908 | 0.212 | Non-Detect | 0.0493 | Non-Detect | 0.00208(J) | Non-Detect | Non-Detect |
| MR-AP-MW-21 | 3/9/2020 | 0.101 | 52.4 | 14.6 | 0.285 | 7.7 | 111 | 496 | Non-Detect | 0.00472(J) | 0.469 | Non-Detect | Non-Detect | Non-Detect | Non-Detect | 0.202(U) | 0.285 | Non-Detect | 0.0252 | Non-Detect | Non-Detect | Non-Detect | Non-Detect |
| MR-AP-MW-21 | 10/13/2020 | 0.0973(J) | 51.7 | 14.4 | 0.283 | 7.68 | 135 | 534 | Non-Detect | 0.00366(J) | 0.381 | Non-Detect | Non-Detect | Non-Detect | Non-Detect | 0.683 | 0.283 | Non-Detect | 0.0379 | Non-Detect | Non-Detect | Non-Detect | Non-Detect |
| MR-AP-MW-4V | 3/5/2019 | 0.357 | 229 | 26.7 | 0.144 | 6.5 | 553 | 852 | 0.000933(J) | 0.00167(J) | 0.0219 | Non-Detect | Non-Detect | Non-Detect | 0.00889 | 0.244(U) | 0.144 | Non-Detect | 0.0578 | Non-Detect | 0.00512(J) | Non-Detect | Non-Detect |
| MR-AP-MW-4V | 8/27/2019 | 0.51 | 252 | 44.5 | 0.181 | 6.38 | 706 | 1190 | Non-Detect | 0.00149(J) | 0.0187 | Non-Detect | Non-Detect | Non-Detect | 0.0104 | 0.948 | 0.181 | Non-Detect | 0.0788 | Non-Detect | 0.00763(J) | Non-Detect | Non-Detect |
| MR-AP-MW-4V | 3/4/2020 | 0.303 | 146 | 24.3 | 0.0996(J) | 6.34 | 498 | 736 | Non-Detect | Non-Detect | 0.019 | Non-Detect | Non-Detect | Non-Detect | 0.00216(J) | 0.160(U) | 0.0996(J) | Non-Detect | 0.0341 | Non-Detect | Non-Detect | Non-Detect | Non-Detect |
| MR-AP-MW-4V | 10/14/2020 | 0.483 | 193 | 35.2 | 0.125 | 6.38 | 554 | 963 | Non-Detect | Non-Detect | 0.0179 | Non-Detect | Non-Detect | Non-Detect | 0.00364(J) | 0.505 | 0.125 | Non-Detect | 0.0601 | Non-Detect | Non-Detect | Non-Detect | Non-Detect |
| MR-AP-MW-6V | 3/5/2019 | 0.753 | 181 | 27.8 | 0.14 | 7.24 | 526 | 840 | Non-Detect | 0.00146(J) | 0.0355 | Non-Detect | Non-Detect | Non-Detect | Non-Detect | 0.66 | 0.14 | Non-Detect | 0.145 | Non-Detect | 0.0065(J) | Non-Detect | Non-Detect |
| MR-AP-MW-6V | 8/28/2019 | 0.379 | 89.2 | 18.9 | 0.155 | 7.34 | 228 | 560 | Non-Detect | 0.0151 | 0.0614 | Non-Detect | Non-Detect | 0.00361(J) | Non-Detect | 0.389(U) | 0.155 | Non-Detect | 0.1 | Non-Detect | 0.00782(J) | Non-Detect | Non-Detect |
| MR-AP-MW-6V | 3/3/2020 | 0.431 | 103 | 23.6 | 0.141 | 7.14 | 309 | 622 | Non-Detect | 0.0236 | 0.0275 | Non-Detect | Non-Detect | Non-Detect | Non-Detect | -0.0545(U) | 0.141 | Non-Detect | 0.104 | Non-Detect | 0.00777(J) | Non-Detect | Non-Detect |
| MR-AP-MW-6V | 10/19/2020 | 0.437 | 96.4 | 25 | 0.16 | 7.28 | 238 | 594 | Non-Detect | 0.00307(J) | 0.0597 | Non-Detect | Non-Detect | Non-Detect | Non-Detect | 0.106(U) | 0.16 | Non-Detect | 0.0971 | Non-Detect | 0.00562(J) | Non-Detect | Non-Detect |
| MR-AP-MW-17H | 3/6/2019 | 0.0571(J) | 47 | 6.27 | 0.133 | 6.98 | 60.4 | 389 | Non-Detect | Non-Detect | 0.65 | Non-Detect | Non-Detect | Non-Detect | Non-Detect | 0.732 | 0.133 | Non-Detect | 0.0597 | Non-Detect | Non-Detect | Non-Detect | Non-Detect |
| MR-AP-MW-17H | 8/27/2019 | 0.0898(J) | 48.3 | 6.42 | 0.16 | 6.98 | 83.6 | 436 | Non-Detect | Non-Detect | 0.495 | Non-Detect | Non-Detect | Non-Detect | Non-Detect | 0.701 | 0.16 | Non-Detect | 0.0831 | Non-Detect | Non-Detect | Non-Detect | Non-Detect |
| MR-AP-MW-17H | 3/10/2020 | 0.0538(J) | 50.6 | 4.72 | 0.166 | 7.04 | 51.9 | 370 | Non-Detect | Non-Detect | 0.425 | Non-Detect | Non-Detect | Non-Detect | Non-Detect | 1.18 | 0.166 | Non-Detect | 0.0566 | Non-Detect | Non-Detect | Non-Detect | Non-Detect |
| MR-AP-MW-17H | 10/13/2020 | 0.0857(J) | 44.6 | 6.09 | 0.171 | 7 | 81.6 | 433 | Non-Detect | Non-Detect | 0.444 | Non-Detect | Non-Detect | Non-Detect | Non-Detect | 0.298(U) | 0.171 | Non-Detect | 0.0845 | Non-Detect | Non-Detect | Non-Detect | Non-Detect |
| GS-AP-MW-17V | 3/25/2020 | 0.0482(J) | 31.1 | 3.72 | 0.243 | 7.63 | 9.69 | 364 | Non-Detect | Non-Detect | 0.314 | Non-Detect | Non-Detect | Non-Detect | Non-Detect | 0.0656(U) | 0.243 | Non-Detect | 0.0646 | Non-Detect | 0.00508(J) | Non-Detect | Non-Detect |
| GS-AP-MW-17V | 9/23/2020 | 0.0478(J) | 29.3 | 3.74 | 0.278 | 7.53 | 11.1 | 368 | Non-Detect | Non-Detect | 0.299 | Non-Detect | Non-Detect | Non-Detect | Non-Detect | 0.542(U) | 0.278 | Non-Detect | 0.0574 | Non-Detect | 0.00664(J) | Non-Detect | Non-Detect |

# Analytical Data Summary
# Plant Miller Ash Pond
# Alabama Power Company

| | | APPENDIX III | | | | | | | APPENDIX IV | | | | | | | | | | | | | | |
|---|---|---|---|---|---|---|---|---|---|---|---|---|---|---|---|---|---|---|---|---|---|---|---|
| WELL | SAMPLE DATE | Boron | Calcium | Chloride | Fluoride | pH | Sulfate | TDS | Antimony | Arsenic | Barium | Beryllium | Cadmium | Chromium | Cobalt | Combined Radium 226 + 228 | Fluoride | Lead | Lithium | Mercury | Molybdenum | Selenium | Thallium |
| UNITS | | mg/L | mg/L | mg/L | mg/L | SU | mg/L | mg/L | mg/L | mg/L | mg/L | mg/L | mg/L | mg/L | mg/L | pCi/L | mg/L | mg/L | mg/L | mg/L | mg/L | mg/L | mg/L |
| MR-AP-MW-18H | 3/6/2019 | 0.178 | 4.86 | 8.61 | 0.256 | 7.39 | 158 | 398 | Non-Detect | Non-Detect | 0.0293 | Non-Detect | Non-Detect | Non-Detect | Non-Detect | 0.229(U) | 0.256 | Non-Detect | 0.1 | Non-Detect | 0.00498(J) | Non-Detect | Non-Detect |
| MR-AP-MW-18H | 8/27/2019 | 0.299 | 16 | 58.9 | 0.26 | 7.28 | 427 | 937 | Non-Detect | Non-Detect | 0.0361 | Non-Detect | Non-Detect | Non-Detect | Non-Detect | 0.344(U) | 0.26 | Non-Detect | 0.23 | Non-Detect | 0.0131 | Non-Detect | Non-Detect |
| MR-AP-MW-18H | 3/10/2020 | 0.151 | 2.15 | 5.53 | 0.261 | 7.28 | 98.1 | 328 | Non-Detect | Non-Detect | 0.0261 | Non-Detect | Non-Detect | Non-Detect | Non-Detect | 0.95 | 0.261 | Non-Detect | 0.0875 | Non-Detect | 0.00972(J) | Non-Detect | Non-Detect |
| MR-AP-MW-18H | 10/13/2020 | 0.302 | 17.7 | 22.7 | 0.272 | 7.23 | 362 | 823 | Non-Detect | Non-Detect | 0.0379 | Non-Detect | Non-Detect | Non-Detect | Non-Detect | 0.0821(U) | 0.272 | Non-Detect | 0.215 | Non-Detect | 0.00832(J) | Non-Detect | Non-Detect |
| MR-AP-MW-19HA | 3/9/2020 | 0.132 | 5.28 | 26.3 | 2.41 | 8.05 | 35 | 900 | Non-Detect | 0.00384(J) | 0.0752 | Non-Detect | Non-Detect | Non-Detect | Non-Detect | 0.684 | 2.41 | 0.0023(J) | 0.138 | Non-Detect | Non-Detect | 0.00512(J) | Non-Detect |
| MR-AP-MW-19HA | 10/14/2020 | 0.167 | 8 | 120 | 2.32 | 8.25 | 83.1 | 1300 | Non-Detect | 0.00247(J) | 0.0769 | Non-Detect | Non-Detect | Non-Detect | Non-Detect | 0.362 | 2.32 | Non-Detect | 0.173 | Non-Detect | Non-Detect | Non-Detect | Non-Detect |
| MR-AP-MW-20H | 3/6/2019 | 0.699 | 266 | 44.5 | 0.234 | 7.14 | 904 | 1260 | Non-Detect | Non-Detect | 0.0486 | Non-Detect | Non-Detect | Non-Detect | Non-Detect | 0.995 | 0.234 | Non-Detect | 0.235 | Non-Detect | 0.0391 | Non-Detect | Non-Detect |
| MR-AP-MW-20H | 9/3/2019 | 0.751 | 240 | 43.8 | 0.279 | 7.49 | 820 | 1320 | Non-Detect | 0.00104(J) | 0.0361 | Non-Detect | Non-Detect | Non-Detect | Non-Detect | 0.144(U) | 0.279 | Non-Detect | 0.278 | Non-Detect | 0.055 | Non-Detect | Non-Detect |
| MR-AP-MW-20H | 3/10/2020 | 0.759 | 226 | 44.2 | 0.297 | 7.35 | 793 | 1290 | Non-Detect | Non-Detect | 0.0267 | Non-Detect | Non-Detect | Non-Detect | Non-Detect | 0.276(U) | 0.297 | Non-Detect | 0.277 | Non-Detect | 0.0593 | Non-Detect | Non-Detect |
| MR-AP-MW-20H | 10/19/2020 | 0.724 | 201 | 38.6 | 0.311 | 7.33 | 634 | 1130 | Non-Detect | 0.00105(J) | 0.0276 | Non-Detect | Non-Detect | Non-Detect | Non-Detect | 0.154(U) | 0.311 | Non-Detect | 0.245 | Non-Detect | 0.0683 | Non-Detect | Non-Detect |
| MR-AP-MW-20HS | 3/6/2019 | 0.641 | 179 | 38.1 | Non-Detect | 6.32 | 619 | 894 | Non-Detect | Non-Detect | 0.0711 | Non-Detect | Non-Detect | Non-Detect | Non-Detect | 0.23(U) | Non-Detect | Non-Detect | 0.0987 | Non-Detect | Non-Detect | Non-Detect | Non-Detect |
| MR-AP-MW-20HS | 9/3/2019 | 0.61 | 161 | 36.8 | Non-Detect | 6.34 | 529 | 929 | Non-Detect | Non-Detect | 0.0425 | Non-Detect | Non-Detect | Non-Detect | Non-Detect | 0.37(U) | Non-Detect | Non-Detect | 0.0973 | Non-Detect | Non-Detect | Non-Detect | Non-Detect |
| MR-AP-MW-20HS | 3/10/2020 | 0.633 | 157 | 38.9 | 0.0631(J) | 6.47 | 550 | 944 | Non-Detect | Non-Detect | 0.0292 | Non-Detect | Non-Detect | Non-Detect | Non-Detect | 0.374(U) | 0.0631(J) | Non-Detect | 0.094 | Non-Detect | Non-Detect | Non-Detect | Non-Detect |
| MR-AP-MW-20HS | 10/19/2020 | 0.615 | 145 | 35.4 | Non-Detect | 6.51 | 475 | 862 | Non-Detect | Non-Detect | 0.0283 | Non-Detect | Non-Detect | Non-Detect | Non-Detect | 0.0854(U) | Non-Detect | Non-Detect | 0.0797 | Non-Detect | Non-Detect | Non-Detect | Non-Detect |
| MR-AP-MW-22D | 10/26/2020 | 0.149 | 49.7 | 2140 | 0.142 | 7.78 | 7.91 | 4010 | Non-Detect | 0.00188(J) | 4.33 | Non-Detect | Non-Detect | Non-Detect | Non-Detect | 2.3 | 0.142 | Non-Detect | 0.344 | Non-Detect | 0.00248(J) | Non-Detect | Non-Detect |
| MR-AP-MW-22I | 10/20/2020 | 0.173 | 8.61 | 247 | 0.311 | 7.68 | 36.4 | 780 | Non-Detect | 0.00319(J) | 0.198 | Non-Detect | Non-Detect | Non-Detect | Non-Detect | 0.679 | 0.311 | Non-Detect | 0.141 | Non-Detect | 0.00251(J) | Non-Detect | Non-Detect |
| MR-AP-MW-22S | 10/14/2020 | 0.134 | 46.6 | 163 | 0.337 | 6.84 | 184 | 730 | Non-Detect | 0.00129(J) | 0.122 | Non-Detect | Non-Detect | Non-Detect | Non-Detect | 0.484 | 0.337 | Non-Detect | 0.172 | Non-Detect | Non-Detect | Non-Detect | Non-Detect |
| MR-AP-MW-23 | 3/9/2020 | 0.756 | 128 | 2430 | 0.419 | 7.6 | 0.908(J) | 4720 | Non-Detect | Non-Detect | 11 | Non-Detect | Non-Detect | Non-Detect | Non-Detect | 4.4 | 0.419 | Non-Detect | 1.18 | Non-Detect | 0.005(J) | Non-Detect | Non-Detect |
| MR-AP-MW-23 | 4/9/2020 | 0.799 | 119 | 2440 | 0.389 | 7.65 | 2.01 | 4670 | 0.00141(J) | Non-Detect | 11.6 | Non-Detect | Non-Detect | Non-Detect | Non-Detect | NS | 0.389 | Non-Detect | 1.05 | Non-Detect | 0.00449(J) | Non-Detect | Non-Detect |
| MR-AP-MW-23 | 10/14/2020 | 0.762 | 123 | 2440 | 0.422 | 7.66 | 1.1 | 4840 | Non-Detect | Non-Detect | 12.4 | Non-Detect | Non-Detect | Non-Detect | Non-Detect | 4.78 | 0.422 | Non-Detect | 1.2 | Non-Detect | 0.00351(J) | Non-Detect | Non-Detect |
| MR-AP-MW-23A | 10/14/2020 | 0.706 | 118 | 2510 | 0.429 | 7.46 | 5.51 | 4620 | Non-Detect | 0.0014(J) | 9.8 | Non-Detect | Non-Detect | Non-Detect | Non-Detect | 4.46 | 0.429 | Non-Detect | 1.17 | Non-Detect | Non-Detect | Non-Detect | Non-Detect |
| MR-AP-MW-27HR | 10/26/2020 | Non-Detect | 47.2 | 14.1 | 0.161 | 7.2 | 61.6 | 321 | Non-Detect | Non-Detect | 0.101 | Non-Detect | Non-Detect | Non-Detect | Non-Detect | 0.0991(U) | 0.161 | Non-Detect | 0.0427 | Non-Detect | Non-Detect | Non-Detect | Non-Detect |
| MR-AP-MW-28H | 3/9/2020 | 0.119 | 56.9 | 5.26 | 0.117 | 6.8 | 105 | 375 | Non-Detect | 0.00423(J) | 0.0658 | Non-Detect | Non-Detect | Non-Detect | Non-Detect | 0.00226(J) | 0.641 | 0.117 | Non-Detect | 0.0593 | Non-Detect | Non-Detect | Non-Detect |
| MR-AP-MW-28H | 10/19/2020 | 0.608 | 63.6 | 5.22 | 0.154 | 6.79 | 173 | 458 | Non-Detect | 0.00281(J) | 0.0429 | Non-Detect | Non-Detect | Non-Detect | Non-Detect | 0.155(U) | 0.154 | Non-Detect | 0.058 | Non-Detect | 0.00517(J) | Non-Detect | Non-Detect |
| MR-AP-MW-30H | 3/10/2020 | 0.0912(J) | 207 | 117 | 0.172 | 6.91 | 820 | 1720 | Non-Detect | 0.00737 | 0.0503 | Non-Detect | Non-Detect | Non-Detect | Non-Detect | 0.829 | 0.172 | Non-Detect | 0.0821 | Non-Detect | 0.00436(J) | 0.00228(J) | Non-Detect |
| MR-AP-MW-30H | 10/20/2020 | 0.0673(J) | 228 | 149 | 0.158 | 6.84 | 850 | 1840 | Non-Detect | 0.00242(J) | 0.0468 | Non-Detect | Non-Detect | Non-Detect | Non-Detect | 0.598 | 0.158 | Non-Detect | 0.0918 | Non-Detect | 0.00856(J) | Non-Detect | Non-Detect |
| MR-AP-MW-31H | 10/27/2020 | 0.0341(J) | 130 | 12.5 | 0.14 | 6.95 | 410 | 886 | Non-Detect | 0.00133(J) | 0.0585 | Non-Detect | Non-Detect | Non-Detect | Non-Detect | -0.0134(U) | 0.14 | Non-Detect | 0.135 | Non-Detect | Non-Detect | Non-Detect | Non-Detect |
| MR-AP-MW-32H | 3/10/2020 | Non-Detect | 51.1 | 5.73 | 0.132 | 7.27 | 16.3 | 216 | Non-Detect | 0.00312(J) | 0.367 | Non-Detect | Non-Detect | Non-Detect | Non-Detect | 0.400(U) | 0.132 | Non-Detect | Non-Detect | Non-Detect | 0.0129 | Non-Detect | Non-Detect |
| MR-AP-MW-32H | 10/15/2020 | Non-Detect | 49.5 | 4.47 | 0.151 | 7.32 | 7.29 | 232 | Non-Detect | 0.00527 | 0.584 | Non-Detect | Non-Detect | Non-Detect | Non-Detect | 0.826 | 0.151 | Non-Detect | Non-Detect | Non-Detect | 0.00939(J) | Non-Detect | Non-Detect |
| MR-AP-MW-33H | 3/5/2020 | 0.608 | 214 | 33.9 | 0.173 | 6.51 | 679 | 1020 | Non-Detect | 0.00362(J) | 0.0326 | Non-Detect | Non-Detect | Non-Detect | 0.00965 | 0.636(U) | 0.173 | Non-Detect | 0.145 | Non-Detect | 0.0139 | Non-Detect | Non-Detect |
| MR-AP-MW-33H | 10/14/2020 | 0.738 | 244 | 38.7 | 0.223 | 6.45 | 700 | 1170 | Non-Detect | 0.0047(J) | 0.0381 | Non-Detect | Non-Detect | Non-Detect | 0.0121 | 0.0343(U) | 0.223 | Non-Detect | 0.155 | Non-Detect | 0.0223 | Non-Detect | Non-Detect |
| MR-AP-MW-34H | 3/9/2020 | 0.148 | 21.1 | 159 | 0.361 | 7.76 | 220 | 1100 | Non-Detect | 0.00719 | 0.088 | Non-Detect | Non-Detect | Non-Detect | Non-Detect | 0.875 | 0.361 | Non-Detect | 0.164 | Non-Detect | 0.00255(J) | 0.0461 | Non-Detect |

# Analytical Data Summary
# Plant Miller Ash Pond
# Alabama Power Company

| | | APPENDIX III | | | | | | | APPENDIX IV | | | | | | | | | | | | | |
|---|---|---|---|---|---|---|---|---|---|---|---|---|---|---|---|---|---|---|---|---|---|---|
| WELL | SAMPLE DATE | Boron | Calcium | Chloride | Fluoride | pH | Sulfate | TDS | Antimony | Arsenic | Barium | Beryllium | Cadmium | Chromium | Cobalt | Combined Radium 226 + 228 | Fluoride | Lead | Lithium | Mercury | Molybdenum | Selenium | Thallium |
| UNITS | | mg/L | mg/L | mg/L | mg/L | SU | mg/L | mg/L | mg/L | mg/L | mg/L | mg/L | mg/L | mg/L | mg/L | pCi/L | mg/L | mg/L | mg/L | mg/L | mg/L | mg/L | mg/L |
| MR-AP-MW-34H | 10/21/2020 | 0.16 | 24.6 | 199 | 0.429 | 7.79 | 279 | 1540 | Non-Detect | Non-Detect | 0.0952 | Non-Detect | Non-Detect | Non-Detect | Non-Detect | 0.53 | 0.429 | Non-Detect | 0.156 | Non-Detect | 0.00201(J) | Non-Detect | Non-Detect |
| MR-AP-MW-35H | 3/10/2020 | Non-Detect | 57.5 | 2.26 | 0.16 | 6.69 | 182 | 438 | Non-Detect | 0.0139 | 0.0349 | Non-Detect | Non-Detect | Non-Detect | Non-Detect | 0.943 | 0.16 | Non-Detect | 0.0306 | Non-Detect | 0.00217(J) | Non-Detect | Non-Detect |
| MR-AP-MW-35H | 10/13/2020 | Non-Detect | 64.9 | 1.91 | 0.16 | 6.64 | 196 | 455 | Non-Detect | 0.0146 | 0.0315 | Non-Detect | Non-Detect | Non-Detect | Non-Detect | 0.0328(U) | 0.16 | Non-Detect | 0.0305 | Non-Detect | Non-Detect | Non-Detect | Non-Detect |
| MR-AP-MW-36HR | 10/27/2020 | 0.0966(J) | 10.9 | 66.6 | 0.272 | 7.54 | 285 | 913 | Non-Detect | 0.00333(J) | 0.0347 | Non-Detect | Non-Detect | Non-Detect | Non-Detect | 0.0202(U) | 0.272 | Non-Detect | 0.161 | Non-Detect | 0.0195 | Non-Detect | Non-Detect |
| MR-AP-MW-37H | 3/9/2020 | 0.0385(J) | 41.7 | 10.7 | 0.173 | 7.33 | 31.5 | 312 | 0.00201(J) | 0.0113 | 0.112 | Non-Detect | Non-Detect | Non-Detect | Non-Detect | 0.418(U) | 0.173 | Non-Detect | 0.0662 | Non-Detect | Non-Detect | Non-Detect | Non-Detect |
| MR-AP-MW-37H | 10/19/2020 | Non-Detect | 38.9 | 10.3 | 0.178 | 7.32 | 32.4 | 295 | 0.0015(J) | 0.00192(J) | 0.11 | Non-Detect | Non-Detect | Non-Detect | Non-Detect | -0.0717(U) | 0.178 | Non-Detect | 0.0635 | Non-Detect | Non-Detect | Non-Detect | Non-Detect |

# Appendix D

Alabama Power General Test Laboratory
744 County Road 87, GSC#8
Calera, AL 35040
(205) 664-6032 or 6171
FAX (205) 257-1654

***Field Case Narrative***

# Gorgas Ash Pond

## 2020 Compliance Event 1

All samples were collected using methods defined in Alabama Power's Water Field Group Low-Flow Groundwater Sampling Procedure and the associated site-specific Sampling and Analysis Plan (SAP).

Turbidity levels less than 10 NTU were not able to be achieved after extended pumping for wells MW-7, MW-12V & MW-26H. A complete sample set for totals analysis was collected followed by a field filtered set for dissolved analysis.

Due to low yield, wells MW-18V, MW-32H and MW-17V were sampled using the Minimal Purge Method, as defined in the SAP.

Rainy conditions were present when pumping and sampling wells MW-21V and MW-12V.

Heavy vehicle traffic and dusty conditions were present when pumping and sampling wells MW-12 and MW-15.

Suspected iron bacteria was present during initial pumping of well MW-6S and discharge water from MW-34HO appeared cloudy and black prior to sampling.

Field quality control procedures were performed as follows:

- Blanks and Sample Duplicates were collected as described in the SAP.
- Calibration verifications for all required field parameters were performed daily, before and after sample collection.

Alabama Power
General Test Laboratory
744 County Road 87, GSC #8
Calera, AL 35040
205-664-6001

# *Analytical Report*

Alabama Power

**Sample Group :** WMWGORAP_1268

**Project/Site :** Gorgas Ash Pond
Parrish, AL 35580

**For :** Southern Company Services
3535 Colonnade Parkway
Birmingham, AL 35243

**Attention :** Dustin Brooks & Greg Dyer

**Released By :** Laura Midkiff
lbmidkif@southernco.com
(205) 664-6197

Alabama Power
General Test Laboratory
744 County Road 87, GSC #8
Calera, AL 35040
(205) 664-6001

Alabama Power

April 14, 2020

Dear Dustin Brooks,

Enclosed are the analytical results for sample(s) received by the laboratory between March 19, 2020 and March 26, 2020. All results reported herein conform to the laboratory's most current Quality Assurance Manual. Results marked with an asterisk conform to the most current applicable TNI/NELAC requirements. Exceptions will be noted in the body of the report.

Laboratory certification ID: E571114
Issued By: State of Florida, Department of Health
Expiration: June 30, 2020

If you have any questions concerning this report, please feel free to contact me.

Sincerely,

Quality Control: Laura Midkiff

Digitally signed by Laura Midkiff
DN: cn=Laura Midkiff, o=Alabama Power Company, ou=Environmental Affairs, email=lbmidkif@southernco.com, c=US
Date: 2020.04.14 14:13:14 -05'00'

Supervision: T. Durant Maske

Digitally signed by T. Durant Maske
DN: cn=T. Durant Maske, o=Alabama Power Company, ou=Environmental Affairs, email=tdmaske@southernco.com, c=US
Date: 2020.04.15 14:09:07 -05'00'

NELAP ACCREDITED TNI LABORATORY

**REPORT OF LABORATORY ANALYSIS**

**This Certificate states the physical and/or chemical characteristics of the sample as submitted. This document shall not be reproduced, except in full, without written consent from Alabama Power's General Test Laboratory.**

Alabama Power Lab & Field SERVICES

Alabama Power
General Test Laboratory
744 County Road 87, GSC #8
Calera, AL 35040

# *Case Narrative*

Alabama Power

Total Metals ICP

Gorgas Ash Pond

WMWGORAP_1268

1. This report consists of all MWs and corresponding Lab IDs listed on the Chain of Custody.
2. Refer to comments on Chain of Custody for information regarding sample receipt.
3. All standards and solutions are NIST/ISO/IEC/Guide 34 traceable and were used within their recommended shelf life.

| Sample ID | Batch ID | Project ID |
|---|---|---|
| BA05401 | 669443 | WMWGORAP_1268 |
| BA05402 | 669443 | WMWGORAP_1268 |
| BA05403 | 669443 | WMWGORAP_1268 |
| BA05404 | 669443 | WMWGORAP_1268 |
| BA05405 | 669443 | WMWGORAP_1268 |
| BA05406 | 669443 | WMWGORAP_1268 |
| BA05407 | 669443 | WMWGORAP_1268 |
| BA05408 | 669443 | WMWGORAP_1268 |
| BA05409 | 669443 | WMWGORAP_1268 |
| BA05410 | 669443 | WMWGORAP_1268 |
| BA05411 | 669444 | WMWGORAP_1268 |
| BA05412 | 669444 | WMWGORAP_1268 |
| BA05413 | 669444 | WMWGORAP_1268 |
| BA05414 | 669444 | WMWGORAP_1268 |
| BA05415 | 669444 | WMWGORAP_1268 |
| BA05416 | 669444 | WMWGORAP_1268 |
| BA05418 | 669444 | WMWGORAP_1268 |
| BA05419 | 669444 | WMWGORAP_1268 |
| BA05420 | 669444 | WMWGORAP_1268 |
| BA05421 | 669444 | WMWGORAP_1268 |
| BA05422 | 669445 | WMWGORAP_1268 |
| BA05423 | 669445 | WMWGORAP_1268 |
| BA05424 | 669445 | WMWGORAP_1268 |
| BA05846 | 669445 | WMWGORAP_1268 |
| BA05847 | 669445 | WMWGORAP_1268 |
| BA05848 | 669445 | WMWGORAP_1268 |
| BA05849 | 669445 | WMWGORAP_1268 |
| BA05850 | 669445 | WMWGORAP_1268 |
| BA05851 | 669445 | WMWGORAP_1268 |
| BA05852 | 669445 | WMWGORAP_1268 |
| BA05853 | 669446 | WMWGORAP_1268 |

| | | |
|---|---|---|
| BA05854 | 669446 | WMWGORAP_1268 |
| BA05855 | 669446 | WMWGORAP_1268 |
| BA05856 | 669446 | WMWGORAP_1268 |
| BA05858 | 669446 | WMWGORAP_1268 |
| BA05859 | 669446 | WMWGORAP_1268 |
| BA05860 | 669446 | WMWGORAP_1268 |
| BA05861 | 669446 | WMWGORAP_1268 |
| BA05862 | 669446 | WMWGORAP_1268 |
| BA05863 | 669446 | WMWGORAP_1268 |
| BA05864 | 669447 | WMWGORAP_1268 |
| BA05865 | 669447 | WMWGORAP_1268 |
| BA05866 | 669447 | WMWGORAP_1268 |
| BA05867 | 669447 | WMWGORAP_1268 |
| BA05868 | 669447 | WMWGORAP_1268 |
| BA05869 | 669447 | WMWGORAP_1268 |
| BA05870 | 669447 | WMWGORAP_1268 |

4. All of the above samples were analyzed by EPA 200.7 and prepared by EPA 1638.
5. All samples were prepared and analyzed within the established hold times.
6. All in house quality control procedures were followed, as described below.

General Quality Control Procedures:

- Prior to sample analysis, an initial calibration verification (ICV) was analyzed, and all criteria were met.
- Following the ICV, an initial calibration blank (ICB) was analyzed and was below the limit of quantitation for all requested analytes.
- All continued calibration verification (CCV) were within the acceptance criteria for the requested analytes.
- All continued calibration blanks (CCB) were below the limit of quantitation for the requested analytes.
- A preparation method blank and laboratory control sample were digested and analyzed with the samples in each digestion batch.
- All laboratory control sample criteria were met.
- The method blank associated with each digestion batch passed all acceptance criteria for all requested analytes.
- All calibration curve requirements were within acceptance criteria.
- All sample internal standard criteria were met.
- The high standard readbacks associated with EPA 200.7 were within acceptance criteria.
- It is noted that the QC summary page typically provides the QC results from the original batch analytical sequence. If dilutions were subsequently performed to bring sample concentrations within the calibration range, any additional QC data from the dilution analyses may need to be obtained from the laboratory. Any qualifications applied to original analyses or dilution re-analyses are based upon QC data available at the time of review.

Matrix Specific Quality Control Procedures:

Similarity of matrix and therefore relevance of matrix specific QC results should not be automatically inferred for any sample other than the sample selected for QC.

- A matrix spike and matrix spike duplicate were digested and analyzed with each ICP batch. All acceptance criteria for accuracy were met.
- A matrix spike and matrix spike duplicate were digested and analyzed with each ICP batch. All acceptance criteria for precision were met.

7. The following samples were diluted due to the analyzed sample concentration being greater than the high standard of the calibration curve:

| Sample ID | Analyte | Dilution Factor |
|---|---|---|
| BA05404 | Calcium | 10.15 |
| BA05407 | Calcium | 10.15 |
| BA05412 | Calcium | 10.15 |
| BA05413 | Calcium | 10.15 |
| BA05414 | Calcium | 10.15 |
| BA05415 | Calcium | 10.15 |
| BA05418 | Calcium | 10.15 |
| BA05419 | Calcium | 10.15 |
| BA05421 | Calcium | 10.15 |
| BA05422 | Calcium | 10.15 |
| BA05846 | Calcium | 10.15 |
| BA05847 | Calcium | 10.15 |
| BA05848 | Calcium | 10.15 |
| BA05850 | Calcium | 10.15 |
| BA05855 | Calcium | 10.15 |
| BA05856 | Calcium | 10.15 |

8. The raw data results are shown with dilution factors included.

Alabama Power
General Test Laboratory
744 County Road 87, GSC #8
Calera, AL 35040

# Case Narrative

Alabama Power

Dissolved Metals ICP

Gorgas Ash Pond

WMWGORAP_1268

1. This report consists of all MWs and corresponding Lab IDs listed on the Chain of Custody.
2. Refer to comments on Chain of Custody for information regarding sample receipt.
3. All standards and solutions are NIST/ISO/IEC/Guide 34 traceable and were used within their recommended shelf life.

| Sample ID | Batch ID | Project ID |
|---|---|---|
| BA05417 | 669419 | WMWGORAP_1268 |
| BA05857 | 669419 | WMWGORAP_1268 |
| BA05871 | 669419 | WMWGORAP_1268 |

4. All of the above samples were analyzed and prepared by EPA 200.7 for dissolved analysis.
5. All samples were prepared and analyzed within the established hold times.
6. All in house quality control procedures were followed, as described below.

General Quality Control Procedures:

- Prior to sample analysis, an initial calibration verification (ICV) was analyzed, and all criteria were met.
- Following the ICV, an initial calibration blank (ICB) was analyzed and was below the limit of quantitation for all requested analytes.
- All continued calibration verification (CCV) were within the acceptance criteria for the requested analytes.
- All continued calibration blanks (CCB) were below the limit of quantitation for the requested analytes.
- Due to no filtered method blank (MB) or laboratory control sample (LCS) submitted with the sample set, an unfiltered MB and LCS were analyzed with the samples in each batch.
- All laboratory control sample criteria were met.
- The method blank associated with each batch passed all acceptance criteria for all requested analytes.
- All calibration curve requirements were within acceptance criteria.
- All sample internal standard criteria were met.
- The high standard readbacks associated with EPA 200.7 were within acceptance criteria.
- It is noted that the QC summary page typically provides the QC results from the original batch analytical sequence. If dilutions were subsequently performed to bring sample concentrations within the calibration range, any additional QC data from the dilution analyses may need to be obtained from the laboratory. Any qualifications applied to original analyses or dilution re-analyses are based upon QC data available at the time of review.

Matrix Specific Quality Control Procedures:

Similarity of matrix and therefore relevance of matrix specific QC results should not be automatically inferred for any sample other than the sample selected for QC.

- A matrix spike and matrix spike duplicate were analyzed with each ICP batch. All acceptance criteria for accuracy were met.
- A matrix spike and matrix spike duplicate were analyzed with each ICP batch. All acceptance criteria for precision were met.

7. The following sample was diluted due to the analyzed sample concentration being greater than the high standard of the calibration curve:

| Sample ID | Analyte | Dilution Factor |
|---|---|---|
| BA05857 | Calcium | 10.15 |

8. The raw data results are shown with dilution factors included.

Alabama Power
General Test Laboratory
744 County Road 87, GSC #8
Calera, AL 35040

# *Case Narrative*

Alabama Power

Total Metals ICPMS

Gorgas Ash Pond

WMWGORAP_1268

1. This report consists of all MWs and corresponding Lab IDs listed on the Chain of Custody.
2. Refer to comments on Chain of Custody for information regarding sample receipt.
3. All standards and solutions are NIST/ISO/IEC/Guide 34 traceable and were used within their recommended shelf life.

| Sample ID | Batch ID | Project ID |
|---|---|---|
| BA05401 | 669691 | WMWGORAP_1268 |
| BA05402 | 669691 | WMWGORAP_1268 |
| BA05403 | 669691 | WMWGORAP_1268 |
| BA05404 | 669691 | WMWGORAP_1268 |
| BA05405 | 669691 | WMWGORAP_1268 |
| BA05406 | 669691 | WMWGORAP_1268 |
| BA05407 | 669691 | WMWGORAP_1268 |
| BA05408 | 669691 | WMWGORAP_1268 |
| BA05409 | 669691 | WMWGORAP_1268 |
| BA05410 | 669691 | WMWGORAP_1268 |
| BA05411 | 669692 | WMWGORAP_1268 |
| BA05412 | 669692 | WMWGORAP_1268 |
| BA05413 | 669692 | WMWGORAP_1268 |
| BA05414 | 669692 | WMWGORAP_1268 |
| BA05415 | 669692 | WMWGORAP_1268 |
| BA05416 | 669692 | WMWGORAP_1268 |
| BA05418 | 669692 | WMWGORAP_1268 |
| BA05419 | 669692 | WMWGORAP_1268 |
| BA05420 | 669692 | WMWGORAP_1268 |
| BA05421 | 669692 | WMWGORAP_1268 |
| BA05422 | 669693 | WMWGORAP_1268 |
| BA05423 | 669693 | WMWGORAP_1268 |
| BA05424 | 669693 | WMWGORAP_1268 |
| BA05846 | 669693 | WMWGORAP_1268 |
| BA05847 | 669693 | WMWGORAP_1268 |
| BA05848 | 669693 | WMWGORAP_1268 |
| BA05849 | 669693 | WMWGORAP_1268 |
| BA05850 | 669693 | WMWGORAP_1268 |
| BA05851 | 669693 | WMWGORAP_1268 |
| BA05852 | 669693 | WMWGORAP_1268 |
| BA05853 | 669694 | WMWGORAP_1268 |

| | | |
|---|---|---|
| BA05854 | 669694 | WMWGORAP_1268 |
| BA05855 | 669694 | WMWGORAP_1268 |
| BA05856 | 669694 | WMWGORAP_1268 |
| BA05858 | 669694 | WMWGORAP_1268 |
| BA05859 | 669694 | WMWGORAP_1268 |
| BA05860 | 669694 | WMWGORAP_1268 |
| BA05861 | 669694 | WMWGORAP_1268 |
| BA05862 | 669694 | WMWGORAP_1268 |
| BA05863 | 669694 | WMWGORAP_1268 |
| BA05864 | 669695 | WMWGORAP_1268 |
| BA05865 | 669695 | WMWGORAP_1268 |
| BA05866 | 669695 | WMWGORAP_1268 |
| BA05867 | 669695 | WMWGORAP_1268 |
| BA05868 | 669695 | WMWGORAP_1268 |
| BA05869 | 669695 | WMWGORAP_1268 |
| BA05870 | 669695 | WMWGORAP_1268 |

4. All of the above samples were analyzed by EPA 200.8 and prepared by EPA 1638.
5. All samples were prepared and analyzed within the established hold times.
6. All in house quality control procedures were followed, as described below.

General Quality Control Procedures:

- All tune and calibration met criteria for all requested analytes.
- Prior to sample analysis, an initial calibration verification (ICV) was analyzed and all criteria were met.
- Following the ICV, an initial calibration blank (ICB) was analyzed and was below the limit of quantitation for all requested analytes.
- All continued calibration verification (CCV) were within the acceptance criteria for the requested analytes.
- All continued calibration blanks (CCB) were below the limit of quantitation for the requested analytes.
- A preparation method blank and laboratory control sample were digested and analyzed with the samples in each digestion batch.
- All laboratory control sample criteria were met.
- The method blank associated with each digestion batch passed all acceptance criteria for all requested analytes.
- The interference check samples associated with EPA 200.8 were analyzed and passed for all requested analytes.
- All sample internal standard criteria were met.

Matrix Specific Quality Control Procedures:

Similarity of matrix and therefore relevance of matrix specific QC results should not be automatically inferred for any sample other than the sample selected for QC.

- A matrix spike and matrix spike duplicate were digested and analyzed with each ICPMS batch. All acceptance criteria for accuracy were met.
- A matrix spike and matrix spike duplicate were digested and analyzed with each ICPMS batch. All acceptance criteria for precision were met.

7. The following sample was diluted due to the analyzed sample concentration being greater than the high standard of the calibration curve:

| Sample ID | Analyte | Dilution Factor |
|---|---|---|
| BA05856 | Barium | 5.075 |

8. The raw data results are shown with dilution factors included.

Alabama Power
General Test Laboratory
744 County Road 87, GSC #8
Calera, AL 35040

# Case Narrative

Alabama Power

Dissolved Metals ICPMS

Gorgas Ash Pond

WMWGORAP_1268

1. This report consists of all MWs and corresponding Lab IDs listed on the Chain of Custody.
2. Refer to comments on Chain of Custody for information regarding sample receipt.
3. All standards and solutions are NIST/ISO/IEC/Guide 34 traceable and were used within their recommended shelf life.

| Sample ID | Batch ID | Project ID |
|---|---|---|
| BA05417 | 669624 | WMWGORAP_1268 |
| BA05857 | 669624 | WMWGORAP_1268 |
| BA05871 | 669624 | WMWGORAP_1268 |

4. All of the above samples were analyzed and prepared by EPA 200.8 for dissolved analysis.
5. All samples were prepared and analyzed within the established hold times.
6. All in house quality control procedures were followed, as described below.

General Quality Control Procedures:

- All tune and calibration met criteria for all requested analytes.
- Prior to sample analysis, an initial calibration verification (ICV) was analyzed and all criteria were met.
- Following the ICV, an initial calibration blank (ICB) was analyzed and was below the limit of quantitation for all requested analytes.
- All continued calibration verification (CCV) were within the acceptance criteria for the requested analytes.
- All continued calibration blanks (CCB) were below the limit of quantitation for the requested analytes.
- Due to no filtered method blank (MB) or laboratory control sample (LCS) submitted with the sample set, an unfiltered MB and LCS were analyzed with the samples in each batch.
- All laboratory control sample criteria were met.
- The method blank associated with each preparation batch passed all acceptance criteria for all requested analytes.
- The interference check samples associated with EPA 200.8 were analyzed and passed for all requested analytes.
- All sample internal standard criteria were met.

Matrix Specific Quality Control Procedures:

Similarity of matrix and therefore relevance of matrix specific QC results should not be automatically inferred for any sample other than the sample selected for QC.

- A matrix spike and matrix spike duplicate were analyzed with each ICPMS batch. All acceptance criteria for accuracy were met.
- A matrix spike and matrix spike duplicate were analyzed with each ICPMS batch. All acceptance criteria for precision were met.

7. All samples were analyzed without a dilution factor.

8. The raw data results are shown with dilution factors included.

Alabama Power
General Test Laboratory
744 County Road 87, GSC #8
Calera, AL 35040

# *Case Narrative*

Alabama Power

Total Mercury

Gorgas Ash Pond

WMWGORAP_1268

1. This report consists of all MWs and corresponding Lab IDs listed on the Chain of Custody.
2. Refer to comments on Chain of Custody for information regarding sample receipt.
3. All standards and solutions are NIST/ISO/IEC/Guide 34 traceable and were used within their recommended shelf life.

| Sample ID | Batch ID | Project ID |
|---|---|---|
| BA05401 | 669236 | WMWGORAP_1268 |
| BA05402 | 669236 | WMWGORAP_1268 |
| BA05403 | 669236 | WMWGORAP_1268 |
| BA05404 | 669236 | WMWGORAP_1268 |
| BA05405 | 669236 | WMWGORAP_1268 |
| BA05406 | 669236 | WMWGORAP_1268 |
| BA05407 | 669236 | WMWGORAP_1268 |
| BA05408 | 669236 | WMWGORAP_1268 |
| BA05409 | 669236 | WMWGORAP_1268 |
| BA05410 | 669236 | WMWGORAP_1268 |
| BA05411 | 669237 | WMWGORAP_1268 |
| BA05412 | 669237 | WMWGORAP_1268 |
| BA05413 | 669237 | WMWGORAP_1268 |
| BA05414 | 669237 | WMWGORAP_1268 |
| BA05415 | 669237 | WMWGORAP_1268 |
| BA05416 | 669237 | WMWGORAP_1268 |
| BA05418 | 669237 | WMWGORAP_1268 |
| BA05419 | 669237 | WMWGORAP_1268 |
| BA05420 | 669237 | WMWGORAP_1268 |
| BA05421 | 669237 | WMWGORAP_1268 |
| BA05422 | 669238 | WMWGORAP_1268 |
| BA05423 | 669238 | WMWGORAP_1268 |
| BA05424 | 669238 | WMWGORAP_1268 |
| BA05846 | 669714 | WMWGORAP_1268 |
| BA05847 | 669714 | WMWGORAP_1268 |
| BA05848 | 669714 | WMWGORAP_1268 |
| BA05849 | 669714 | WMWGORAP_1268 |
| BA05850 | 669714 | WMWGORAP_1268 |
| BA05851 | 669714 | WMWGORAP_1268 |
| BA05852 | 669714 | WMWGORAP_1268 |
| BA05853 | 669714 | WMWGORAP_1268 |

| | | |
|---|---|---|
| BA05854 | 669714 | WMWGORAP_1268 |
| BA05855 | 669714 | WMWGORAP_1268 |
| BA05856 | 669715 | WMWGORAP_1268 |
| BA05858 | 669715 | WMWGORAP_1268 |
| BA05859 | 669715 | WMWGORAP_1268 |
| BA05860 | 669715 | WMWGORAP_1268 |
| BA05861 | 669715 | WMWGORAP_1268 |
| BA05862 | 669715 | WMWGORAP_1268 |
| BA05863 | 669715 | WMWGORAP_1268 |
| BA05864 | 669715 | WMWGORAP_1268 |
| BA05865 | 669715 | WMWGORAP_1268 |
| BA05866 | 669715 | WMWGORAP_1268 |
| BA05867 | 669716 | WMWGORAP_1268 |
| BA05868 | 669716 | WMWGORAP_1268 |
| BA05869 | 669716 | WMWGORAP_1268 |
| BA05870 | 669716 | WMWGORAP_1268 |

4. All of the above samples were analyzed and prepared by EPA 245.1.
5. All samples were prepared and analyzed within the established hold times.
6. All in house quality control procedures were followed, as described below.

General Quality Control Procedures:

- Prior to sample analysis, an initial calibration verification (ICV) was analyzed and all criteria were met.
- Following the ICV, an initial calibration blank (ICB) was analyzed and was below the method detection limit for the requested analyte.
- All continued calibration verification (CCV) were within the acceptance criteria for the requested analyte.
- All continued calibration blanks (CCB) were below the limit of quantitation for the requested analyte.
- A preparation method blank and laboratory control sample were digested and analyzed with the samples in each digestion batch.
- All laboratory control sample criteria were met.
- The method blank associated with each digestion batch was below the limit of quantitation for the requested analyte.
- All calibration met criteria for the requested analyte.
- All response signals were satisfactory.

Matrix Specific Quality Control Procedures:

Similarity of matrix and therefore relevance of matrix specific QC results should not be automatically inferred for any sample other than the sample selected for QC.

- A matrix spike and matrix spike duplicate were digested and analyzed with each batch. All acceptance criteria for accuracy were met.
- A matrix spike and matrix spike duplicate were digested and analyzed with each batch. All acceptance criteria for precision were met.

7. All samples were analyzed without a dilution.

8. The raw data results are shown with dilution factors included.

Alabama Power
General Test Laboratory
744 County Road 87, GSC #8
Calera, AL 35040

# *Case Narrative*

Alabama Power

Dissolved Mercury

Gorgas Ash Pond

WMWGORAP_1268

1. This report consists of all MWs and corresponding Lab IDs listed on the Chain of Custody.
2. Refer to comments on Chain of Custody for information regarding sample receipt.
3. All standards and solutions are NIST/ISO/IEC/Guide 34 traceable and were used within their recommended shelf life.

| Sample ID | Batch ID | Project ID |
|---|---|---|
| BA05417 | 669239 | WMWGORAP_1268 |
| BA05857 | 669717 | WMWGORAP_1268 |
| BA05871 | 669717 | WMWGORAP_1268 |

4. All of the above samples were analyzed and prepared by EPA 245.1 for dissolved analysis.
5. All samples were prepared and analyzed within the established hold times.
6. All in house quality control procedures were followed, as described below.

General Quality Control Procedures:

- Prior to sample analysis, an initial calibration verification (ICV) was analyzed and all criteria were met.
- Following the ICV, an initial calibration blank (ICB) was analyzed and was below the method detection limit for the requested analyte.
- All continued calibration verification (CCV) were within the acceptance criteria for the requested analyte.
- All continued calibration blanks (CCB) were below the limit of quantitation for the requested analyte.
- Due to no filtered method blank (MB) or laboratory control sample (LCS) submitted with the sample set, an unfiltered MB and LCS were digested and analyzed with the samples in each digestion batch.
- All laboratory control sample criteria were met.
- The method blank associated with each digestion batch was below the limit of quantitation for the requested analyte.
- All calibration met criteria for the requested analyte.
- All response signals were satisfactory.

Matrix Specific Quality Control Procedures:

Similarity of matrix and therefore relevance of matrix specific QC results should not be automatically inferred for any sample other than the sample selected for QC.

- A matrix spike and matrix spike duplicate were digested and analyzed with each batch. All acceptance criteria for accuracy were met.
- A matrix spike and matrix spike duplicate were digested and analyzed with each batch. All acceptance criteria for precision were met.

7. All samples were analyzed without a dilution.

8. The raw data results are shown with dilution factors included.

Alabama Power
General Test Laboratory
744 County Road 87, GSC #8
Calera, AL 35040

# *Case Narrative*

Alabama Power

TDS

Gorgas Ash Pond

WMWGORAP_1268

1. This report consists of all MWs and corresponding Lab IDs listed on the Chain of Custody.
2. Refer to comments on Chain of Custody for information regarding sample receipt.
3. All standards and solutions are NIST/ISO/IEC/Guide 34 traceable and were used within their recommended shelf life.

| Sample ID | Batch ID | Project ID |
|---|---|---|
| BA05401 | 669106 | WMWGORAP_1268 |
| BA05402 | 669106 | WMWGORAP_1268 |
| BA05403 | 669106 | WMWGORAP_1268 |
| BA05404 | 669106 | WMWGORAP_1268 |
| BA05405 | 669106 | WMWGORAP_1268 |
| BA05406 | 669106 | WMWGORAP_1268 |
| BA05407 | 669106 | WMWGORAP_1268 |
| BA05408 | 669106 | WMWGORAP_1268 |
| BA05409 | 669106 | WMWGORAP_1268 |
| BA05410 | 669106 | WMWGORAP_1268 |
| BA05411 | 669107 | WMWGORAP_1268 |
| BA05412 | 669107 | WMWGORAP_1268 |
| BA05413 | 669107 | WMWGORAP_1268 |
| BA05414 | 669107 | WMWGORAP_1268 |
| BA05415 | 669107 | WMWGORAP_1268 |
| BA05416 | 669107 | WMWGORAP_1268 |
| BA05417 | 669107 | WMWGORAP_1268 |
| BA05418 | 669107 | WMWGORAP_1268 |
| BA05419 | 669107 | WMWGORAP_1268 |
| BA05420 | 669107 | WMWGORAP_1268 |
| BA05421 | 669131 | WMWGORAP_1268 |
| BA05422 | 669131 | WMWGORAP_1268 |
| BA05423 | 669131 | WMWGORAP_1268 |
| BA05424 | 669131 | WMWGORAP_1268 |
| BA05846 | 669465 | WMWGORAP_1268 |
| BA05847 | 669465 | WMWGORAP_1268 |
| BA05848 | 669465 | WMWGORAP_1268 |
| BA05849 | 669465 | WMWGORAP_1268 |
| BA05850 | 669465 | WMWGORAP_1268 |
| BA05851 | 669465 | WMWGORAP_1268 |
| BA05852 | 669465 | WMWGORAP_1268 |

| | | |
|---|---|---|
| BA05853 | 669465 | WMWGORAP_1268 |
| BA05854 | 669465 | WMWGORAP_1268 |
| BA05855 | 669478 | WMWGORAP_1268 |
| BA05856 | 669478 | WMWGORAP_1268 |
| BA05857 | 669478 | WMWGORAP_1268 |
| BA05858 | 669478 | WMWGORAP_1268 |
| BA05859 | 669478 | WMWGORAP_1268 |
| BA05860 | 669478 | WMWGORAP_1268 |
| BA05861 | 669479 | WMWGORAP_1268 |
| BA05862 | 669478 | WMWGORAP_1268 |
| BA05863 | 669478 | WMWGORAP_1268 |
| BA05864 | 669478 | WMWGORAP_1268 |
| BA05865 | 669478 | WMWGORAP_1268 |
| BA05866 | 669479 | WMWGORAP_1268 |
| BA05867 | 669479 | WMWGORAP_1268 |
| BA05868 | 669479 | WMWGORAP_1268 |
| BA05869 | 669479 | WMWGORAP_1268 |
| BA05870 | 669479 | WMWGORAP_1268 |
| BA05871 | 669479 | WMWGORAP_1268 |

4. All of the above samples were analyzed by Standard Method 2540C.
5. All samples were analyzed within the established hold times.
6. All in house quality control procedures were followed, as described below.

General Quality Control Procedures:

- A Method Blank was analyzed with each batch. All criteria were met.
- All final weights of samples, standards, and blanks agreed within 0.5mg of the previous weight.
- A sample duplicate was analyzed with each batch. RPD/2 was less than 5%.
- A laboratory control sample was analyzed with each batch. All criteria were met.
- Samples were between 2.5mg and 200mg residue.
- All samples with residue <2.5mg had the maximum volume of 150mL filtered. Affected samples are as follows:
    - BA05403
    - BA05423
    - BA05851
    - BA05854
    - BA05865

Alabama Power
General Test Laboratory
744 County Road 87, GSC #8
Calera, AL 35040

# Case Narrative

Alabama Power

Anions

Gorgas Ash Pond

WMWGORAP_1268

1. This report consists of all MWs and corresponding Lab IDs listed on the Chain of Custody.
2. Refer to comments on Chain of Custody for information regarding sample receipt.
3. All standards and solutions are NIST/ISO/IEC/Guide 34 traceable and were used within their recommended shelf life.

| Sample ID | Batch ID | Project ID |
|---|---|---|
| BA05401 | 669255, 669261, & 669258 | WMWGORAP_1268 |
| BA05402 | 669255, 669261, & 669258 | WMWGORAP_1268 |
| BA05403 | 669255, 669261, & 669258 | WMWGORAP_1268 |
| BA05404 | 669255, 669261, & 669258 | WMWGORAP_1268 |
| BA05405 | 669255, 669261, & 669258 | WMWGORAP_1268 |
| BA05406 | 669255, 669261, & 669258 | WMWGORAP_1268 |
| BA05407 | 669255, 669261, & 669258 | WMWGORAP_1268 |
| BA05408 | 669255, 669261, & 669258 | WMWGORAP_1268 |
| BA05409 | 669255, 669261, & 669258 | WMWGORAP_1268 |
| BA05410 | 669255, 669261, & 669258 | WMWGORAP_1268 |
| BA05411 | 669256, 669262, & 669259 | WMWGORAP_1268 |
| BA05412 | 669256, 669262, & 669259 | WMWGORAP_1268 |
| BA05413 | 669256, 669262, & 669259 | WMWGORAP_1268 |
| BA05414 | 669256, 669262, & 669259 | WMWGORAP_1268 |
| BA05415 | 669256, 669262, & 669259 | WMWGORAP_1268 |
| BA05416 | 669256, 669262, & 669259 | WMWGORAP_1268 |
| BA05417 | 669256, 669262, & 669259 | WMWGORAP_1268 |
| BA05418 | 669256, 669262, & 669259 | WMWGORAP_1268 |
| BA05419 | 669256, 669262, & 669259 | WMWGORAP_1268 |
| BA05420 | 669256, 669262, & 669259 | WMWGORAP_1268 |
| BA05421 | 669257, 669263, & 669260 | WMWGORAP_1268 |
| BA05422 | 669257, 669263, & 669260 | WMWGORAP_1268 |
| BA05423 | 669257, 669263, & 669260 | WMWGORAP_1268 |
| BA05424 | 669257, 669263, & 669260 | WMWGORAP_1268 |
| BA05846 | 669618, 669621, & 669771 | WMWGORAP_1268 |
| BA05847 | 669618, 669621, & 669771 | WMWGORAP_1268 |
| BA05848 | 669618, 669621, & 669771 | WMWGORAP_1268 |
| BA05849 | 669618, 669621, & 669771 | WMWGORAP_1268 |
| BA05850 | 669618, 669621, & 669771 | WMWGORAP_1268 |
| BA05851 | 669618, 669621, & 669771 | WMWGORAP_1268 |
| BA05852 | 669618, 669621, & 669771 | WMWGORAP_1268 |

| | | |
|---|---|---|
| BA05853 | 669618, 669621, & 669771 | WMWGORAP_1268 |
| BA05854 | 669618, 669621, & 669771 | WMWGORAP_1268 |
| BA05855 | 669618, 669621, & 669771 | WMWGORAP_1268 |
| BA05856 | 669619, 669622, & 669772 | WMWGORAP_1268 |
| BA05857 | 669619, 669622, & 669772 | WMWGORAP_1268 |
| BA05858 | 669619, 669622, & 669772 | WMWGORAP_1268 |
| BA05859 | 669619, 669622, & 669772 | WMWGORAP_1268 |
| BA05860 | 669619, 669622, & 669772 | WMWGORAP_1268 |
| BA05861 | 669619, 669622, & 669772 | WMWGORAP_1268 |
| BA05862 | 669619, 669622, & 669772 | WMWGORAP_1268 |
| BA05863 | 669619, 669622, & 669772 | WMWGORAP_1268 |
| BA05864 | 669619, 669622, & 669772 | WMWGORAP_1268 |
| BA05865 | 669619, 669622, & 669772 | WMWGORAP_1268 |
| BA05866 | 669620, 669623, & 669773 | WMWGORAP_1268 |
| BA05867 | 669620, 669623, & 669773 | WMWGORAP_1268 |
| BA05868 | 669620, 669623, & 669773 | WMWGORAP_1268 |
| BA05869 | 669620, 669623, & 669773 | WMWGORAP_1268 |
| BA05870 | 669620, 669623, & 669773 | WMWGORAP_1268 |
| BA05871 | 669620, 669623, & 669773 | WMWGORAP_1268 |

4. All of the above samples analyzed and prepared by SM4500 Cl E, SM4500 F G, and SM4500 SO4 E.
5. All samples were analyzed within the established hold times.
6. All in house quality control procedures were followed, as described below.

General Quality Control Procedures:

- All calibration met criteria for the requested analyte.
- Prior to sample analysis, an initial calibration verification (ICV), and all criteria were met.
- Prior to sample analysis, an initial calibration blank (ICB) was analyzed and was below the method detection limit for the requested analyte.
- All continued calibration verification (CCV) were within the acceptance criteria for the requested analyte.
- All continued calibration blanks (CCB) were below the limit of quantitation for the requested analyte.
- It is noted that the QC summary page typically provides the QC results from the original batch analytical sequence. If dilutions were subsequently performed to bring sample concentrations within the calibration range, any additional QC data from the dilution analyses may need to be obtained from the laboratory. Any qualifications applied to original analyses or dilution re-analyses are based upon QC data available at the time of review.

Matrix Specific Quality Control Procedures:

Similarity of matrix and therefore relevance of matrix specific QC results should not be automatically inferred for any sample other than the sample selected for QC.

- A matrix spike was analyzed with each batch. Acceptance criteria for accuracy were met.
- A sample duplicate was analyzed with each batch. Acceptance criteria for precision were met.

7. The following samples were diluted due to the analyzed sample concentration being greater than high standard of the calibration curve:

| Sample ID | Analyte | Dilution Factor |
|---|---|---|
| BA05401 | Sulfate | 3 |
| BA05404 | Chloride & Sulfate | 10 & 40 |
| BA05405 | Chloride & Sulfate | 3 & 2 |
| BA05406 | Chloride & Sulfate | 3 & 3 |
| BA05407 | Chloride & Sulfate | 10 & 10 |
| BA05408 | Sulfate | 10 |
| BA05409 | Chloride & Sulfate | 10 & 25 |
| BA05411 | Chloride & Sulfate | 4 & 16 |
| BA05412 | Sulfate | 10 |
| BA05413 | Sulfate | 10 |
| BA05414 | Sulfate | 4 |
| BA05415 | Sulfate | 20 |
| BA05416 | Sulfate | 10 |
| BA05417 | Sulfate | 10 |
| BA05418 | Sulfate | 8 |
| BA05422 | Sulfate | 16 |
| BA05424 | Chloride & Sulfate | 4 & 3 |
| BA05847 | Sulfate | 25 |
| BA05848 | Sulfate | 25 |
| BA05855 | Chloride & Sulfate | 200 & 50 |
| BA05858 | Chloride & Sulfate | 5 & 10 |
| BA05860 | Chloride & Sulfate | 8 & 20 |
| BA05861 | Sulfate | 20 |
| BA05862 | Sulfate | 20 |
| BA05864 | Chloride | 2 |
| BA05866 | Sulfate | 4 |
| BA05867 | Sulfate | 4 |

8. The raw data results are shown with dilution factors included.

Alabama Power
General Test Laboratory
744 County Road 87, GSC #8
Calera, AL 35040

# Certificate Of Analysis

Alabama Power

**Description:** Gorgas Ash Pond - MW-17

**Location Code:** WMWGORAP
**Collected:** 3/16/20 13:41
**Customer ID:**
**Submittal Date:** 3/19/20 10:59

**Laboratory ID Number:** BA05401

| Name | Prepared | Analyzed | Vio Spec | DF | Results | Units | MDL | RL | Q |
|---|---|---|---|---|---|---|---|---|---|
| ***Analytical Method: EPA 200.7*** | ***Analyst: RDA*** | | | | ***Preparation Method: EPA 1638*** | | | | |
| * Boron, Total | 3/30/20 13:30 | 3/31/20 10:00 | | 1.015 | 0.0894 | mg/L | 0.03 | 0.1 | J |
| * Calcium, Total | 3/30/20 13:30 | 3/31/20 10:00 | | 1.015 | 3.00 | mg/L | 0.1 | 0.5 | |
| * Lithium, Total | 3/30/20 13:30 | 3/31/20 10:00 | | 1.015 | 0.0665 | mg/L | 0.01 | 0.02 | |
| ***Analytical Method: EPA 200.8*** | ***Analyst: DLJ*** | | | | ***Preparation Method: EPA 1638*** | | | | |
| * Antimony, Total | 3/26/20 13:06 | 3/27/20 10:06 | | 1.015 | Not Detected | mg/L | 0.0008 | 0.003 | U |
| * Arsenic, Total | 3/26/20 13:06 | 3/27/20 10:06 | | 1.015 | 0.00268 | mg/L | 0.001 | 0.005 | J |
| * Barium, Total | 3/26/20 13:06 | 3/27/20 10:06 | | 1.015 | 0.0883 | mg/L | 0.002 | 0.01 | |
| * Beryllium, Total | 3/26/20 13:06 | 3/27/20 10:06 | | 1.015 | Not Detected | mg/L | 0.0006 | 0.003 | U |
| * Cadmium, Total | 3/26/20 13:06 | 3/27/20 10:06 | | 1.015 | Not Detected | mg/L | 0.0003 | 0.001 | U |
| * Chromium, Total | 3/26/20 13:06 | 3/27/20 10:06 | | 1.015 | Not Detected | mg/L | 0.002 | 0.01 | U |
| * Cobalt, Total | 3/26/20 13:06 | 3/27/20 10:06 | | 1.015 | Not Detected | mg/L | 0.002 | 0.005 | U |
| * Lead, Total | 3/26/20 13:06 | 3/27/20 10:06 | | 1.015 | Not Detected | mg/L | 0.001 | 0.005 | U |
| * Molybdenum, Total | 3/26/20 13:06 | 3/27/20 10:06 | | 1.015 | 0.00504 | mg/L | 0.002 | 0.01 | J |
| * Selenium, Total | 3/26/20 13:06 | 3/27/20 10:06 | | 1.015 | Not Detected | mg/L | 0.002 | 0.01 | U |
| * Thallium, Total | 3/26/20 13:06 | 3/27/20 10:06 | | 1.015 | Not Detected | mg/L | 0.0002 | 0.001 | U |
| ***Analytical Method: EPA 245.1*** | ***Analyst: ABB*** | | | | | | | | |
| * Mercury, Total by CVAA | 3/23/20 08:34 | 3/24/20 09:55 | | 1 | Not Detected | mg/L | 0.0003 | 0.0005 | U |
| ***Analytical Method: SM 2540C*** | ***Analyst: TJW*** | | | | | | | | |
| * Solids, Dissolved | 3/19/20 17:25 | 3/20/20 15:00 | | 1 | 516 | mg/L | | 50 | |
| ***Analytical Method: SM4500Cl E*** | ***Analyst: JCC*** | | | | | | | | |
| * Chloride | 3/20/20 16:29 | 3/20/20 16:29 | | 1 | 9.95 | mg/L | 0.50 | 1 | |
| ***Analytical Method: SM4500F G 2017*** | ***Analyst: JCC*** | | | | | | | | |
| * Fluoride | 3/20/20 12:20 | 3/20/20 12:20 | | 1 | 0.261 | mg/L | 0.06 | 0.1 | |
| ***Analytical Method: SM4500SO4 E*** | ***Analyst: JCC*** | | | | | | | | |
| * Sulfate | 3/20/20 10:18 | 3/20/20 10:18 | | 3 | 48.6 | mg/L | 1.50 | 3 | |
| ***Analytical Method: Field Measurements*** | ***Analyst: DKG*** | | | | | | | | |
| Conductivity | 3/16/20 13:39 | 3/16/20 13:39 | | | 750.21 | uS/cm | | | FA |
| pH | 3/16/20 13:39 | 3/16/20 13:39 | | | 8.45 | SU | | | FA |
| Temperature | 3/16/20 13:39 | 3/16/20 13:39 | | | 18.79 | C | | | FA |
| Turbidity | 3/16/20 13:39 | 3/16/20 13:39 | | | 1.19 | NTU | | | FA |

MDL's and RL's are adjusted for sample dilution, as applicable

**Comments:**

Reported: 4/14/2020
Version: 3.1
COA_CCR

Alabama Power
General Test Laboratory
744 County Road 87, GSC #8
Calera, AL 35040

# Batch QC Summary

Alabama Power

**Customer Account:** WMWGORAP
**Sample Date:** 3/16/20 13:41
**Customer ID:**
**Delivery Date:** 3/19/20 10:59

**Description**: Gorgas Ash Pond - MW-17

**Laboratory ID Number:** BA05401

| Sample | Analysis | Units | MB | MB Limit | Spike | MS | MSD | Standard | Standard Limit | Rec | Rec Limit | Prec | Prec Limit |
|---|---|---|---|---|---|---|---|---|---|---|---|---|---|
| BA05410 | Lead, Total | mg/L | 0.00000068 | 0.0001474 | 0.10 | 0.103 | 0.102 | 0.1000 | 0.085 to 0.115 | 103 | 70 to 130 | 0.976 | 20 |
| BA05410 | Thallium, Total | mg/L | -0.00000422 | 0.0001474 | 0.10 | 0.104 | 0.104 | 0.0992 | 0.085 to 0.115 | 104 | 70 to 130 | 0.00 | 20 |
| BA05410 | Cobalt, Total | mg/L | 0.00000321 | 0.0001474 | 0.10 | 0.0991 | 0.0972 | 0.0995 | 0.085 to 0.115 | 99.1 | 70 to 130 | 1.94 | 20 |
| BA05410 | Antimony, Total | mg/L | 0.000104 | 0.00066 | 0.10 | 0.0977 | 0.0963 | 0.0938 | 0.085 to 0.115 | 96.7 | 70 to 130 | 1.44 | 20 |
| BA05410 | Arsenic, Total | mg/L | 0.00000233 | 0.0001474 | 0.10 | 0.126 | 0.125 | 0.106 | 0.085 to 0.115 | 104 | 70 to 130 | 0.797 | 20 |
| BA05410 | Barium, Total | mg/L | 0.00000739 | 0.0002 | 0.10 | 0.230 | 0.228 | 0.0928 | 0.085 to 0.115 | 90.0 | 70 to 130 | 0.873 | 20 |
| BA05410 | Beryllium, Total | mg/L | 0.0000213 | 0.00088 | 0.10 | 0.0938 | 0.0944 | 0.0891 | 0.085 to 0.115 | 93.8 | 70 to 130 | 0.638 | 20 |
| BA05410 | Boron, Total | mg/L | 0.00324 | 0.0650254 | 1.00 | 1.05 | 1.08 | 0.990 | 0.85 to 1.15 | 99.0 | 70 to 130 | 2.82 | 20 |
| BA05410 | Chromium, Total | mg/L | 0.000204 | 0.00044 | 0.10 | 0.101 | 0.0997 | 0.102 | 0.085 to 0.115 | 101 | 70 to 130 | 1.30 | 20 |
| BA05410 | Mercury, Total by CVAA | mg/L | 0.0000228 | 0.0005 | 0.004 | 0.00358 | 0.00354 | 0.00389 | 0.0034 to 0.0046 | 89.5 | 70 to 130 | 1.12 | 20 |
| BA05410 | Lithium, Total | mg/L | 0.0000545 | 0.0154 | 0.20 | 0.605 | 0.616 | 0.196 | 0.17 to 0.23 | 114 | 70 to 130 | 1.80 | 20 |
| BA05410 | Calcium, Total | mg/L | -0.0152 | 0.1518 | 5.00 | 10.1 | 10.3 | 5.04 | 4.25 to 5.75 | 97.0 | 70 to 130 | 1.96 | 20 |
| BA05410 | Cadmium, Total | mg/L | -0.00000022 | 0.0001474 | 0.10 | 0.0996 | 0.0996 | 0.101 | 0.085 to 0.115 | 99.6 | 70 to 130 | 0.00 | 20 |
| BA05410 | Molybdenum, Total | mg/L | 0.0000144 | 0.0001474 | 0.10 | 0.164 | 0.160 | 0.0978 | 0.085 to 0.115 | 96.7 | 70 to 130 | 2.47 | 20 |
| BA05410 | Selenium, Total | mg/L | 0.0000250 | 0.00066 | 0.10 | 0.0873 | 0.0872 | 0.106 | 0.085 to 0.115 | 87.3 | 70 to 130 | 0.115 | 20 |

**Comments:**

Alabama Power
General Test Laboratory
744 County Road 87, GSC #8
Calera, AL 35040

Alabama Power

# Batch QC Summary

**Customer Account:** WMWGORAP
**Sample Date:** 3/16/20 13:41
**Customer ID:**
**Delivery Date:** 3/19/20 10:59

**Description:** Gorgas Ash Pond - MW-17

**Laboratory ID Number:** BA05401

| Sample | Analysis | Units | MB | MB Limit | Spike | MS | Sample Duplicate | Standard | Standard Limit | Rec | Rec Limit | Prec | Prec Limit |
|---|---|---|---|---|---|---|---|---|---|---|---|---|---|
| BA05410 | Chloride | mg/L | -0.128 | 0.50 | 10.0 | 16.8 | 8.07 | 10.0 | 9 to 11 | 88.0 | 80 to 120 | 0.871 | 20 |
| BA05410 | Solids, Dissolved | mg/L | 0.0000 | 25 | | | 521 | 52.0 | 40 to 60 | | | 0.579 | 5 |
| BA05410 | Fluoride | mg/L | 0.0355 | 0.05 | 2.50 | 3.28 | 0.653 | 2.64 | 2.25 to 2.75 | 105 | 80 to 120 | 0.923 | 20 |
| BA05410 | Sulfate | mg/L | -0.390 | 0.50 | 20.0 | 35.3 | 16.0 | 19.4 | 18 to 22 | 97.0 | 80 to 120 | 0.627 | 20 |

**Comments:**

Reported: 4/14/2020
Version: 3.1
COA_CCR

Alabama Power
General Test Laboratory
744 County Road 87, GSC #8
Calera, AL 35040

# Certificate Of Analysis

Alabama Power

**Description:** Gorgas Ash Pond - MW-28H

**Location Code:** WMWGORAP
**Collected:** 3/16/20 14:57
**Customer ID:**
**Submittal Date:** 3/19/20 10:59

**Laboratory ID Number:** BA05402

| Name | Prepared | Analyzed | Vio Spec | DF | Results | Units | MDL | RL | Q |
|---|---|---|---|---|---|---|---|---|---|
| ***Analytical Method: EPA 200.7*** | ***Analyst: RDA*** | | | | ***Preparation Method: EPA 1638*** | | | | |
| * Boron, Total | 3/30/20 13:30 | 3/31/20 10:03 | | 1.015 | 0.0751 | mg/L | 0.03 | 0.1 | J |
| * Calcium, Total | 3/30/20 13:30 | 3/31/20 10:03 | | 1.015 | 2.40 | mg/L | 0.1 | 0.5 | |
| * Lithium, Total | 3/30/20 13:30 | 3/31/20 10:03 | | 1.015 | 0.0627 | mg/L | 0.01 | 0.02 | |
| ***Analytical Method: EPA 200.8*** | ***Analyst: DLJ*** | | | | ***Preparation Method: EPA 1638*** | | | | |
| * Antimony, Total | 3/26/20 13:06 | 3/27/20 10:09 | | 1.015 | Not Detected | mg/L | 0.0008 | 0.003 | U |
| * Arsenic, Total | 3/26/20 13:06 | 3/27/20 10:09 | | 1.015 | Not Detected | mg/L | 0.001 | 0.005 | U |
| * Barium, Total | 3/26/20 13:06 | 3/27/20 10:09 | | 1.015 | 0.0411 | mg/L | 0.002 | 0.01 | |
| * Beryllium, Total | 3/26/20 13:06 | 3/27/20 10:09 | | 1.015 | Not Detected | mg/L | 0.0006 | 0.003 | U |
| * Cadmium, Total | 3/26/20 13:06 | 3/27/20 10:09 | | 1.015 | Not Detected | mg/L | 0.0003 | 0.001 | U |
| * Chromium, Total | 3/26/20 13:06 | 3/27/20 10:09 | | 1.015 | Not Detected | mg/L | 0.002 | 0.01 | U |
| * Cobalt, Total | 3/26/20 13:06 | 3/27/20 10:09 | | 1.015 | Not Detected | mg/L | 0.002 | 0.005 | U |
| * Lead, Total | 3/26/20 13:06 | 3/27/20 10:09 | | 1.015 | Not Detected | mg/L | 0.001 | 0.005 | U |
| * Molybdenum, Total | 3/26/20 13:06 | 3/27/20 10:09 | | 1.015 | 0.00463 | mg/L | 0.002 | 0.01 | J |
| * Selenium, Total | 3/26/20 13:06 | 3/27/20 10:09 | | 1.015 | Not Detected | mg/L | 0.002 | 0.01 | U |
| * Thallium, Total | 3/26/20 13:06 | 3/27/20 10:09 | | 1.015 | Not Detected | mg/L | 0.0002 | 0.001 | U |
| ***Analytical Method: EPA 245.1*** | ***Analyst: ABB*** | | | | | | | | |
| * Mercury, Total by CVAA | 3/23/20 08:34 | 3/24/20 09:58 | | 1 | Not Detected | mg/L | 0.0003 | 0.0005 | U |
| ***Analytical Method: SM 2540C*** | ***Analyst: TJW*** | | | | | | | | |
| * Solids, Dissolved | 3/19/20 17:25 | 3/20/20 15:00 | | 1 | 449 | mg/L | | 25 | |
| ***Analytical Method: SM4500Cl E*** | ***Analyst: JCC*** | | | | | | | | |
| * Chloride | 3/20/20 16:30 | 3/20/20 16:30 | | 1 | 10.6 | mg/L | 0.50 | 1 | |
| ***Analytical Method: SM4500F G 2017*** | ***Analyst: JCC*** | | | | | | | | |
| * Fluoride | 3/20/20 12:21 | 3/20/20 12:21 | | 1 | 0.183 | mg/L | 0.06 | 0.1 | |
| ***Analytical Method: SM4500SO4 E*** | ***Analyst: JCC*** | | | | | | | | |
| * Sulfate | 3/20/20 10:19 | 3/20/20 10:19 | | 1 | 9.91 | mg/L | 0.50 | 1 | |
| ***Analytical Method: Field Measurements*** | ***Analyst: DKG*** | | | | | | | | |
| Conductivity | 3/16/20 14:53 | 3/16/20 14:53 | | | 692.82 | uS/cm | | | FA |
| pH | 3/16/20 14:53 | 3/16/20 14:53 | | | 8.31 | SU | | | FA |
| Temperature | 3/16/20 14:53 | 3/16/20 14:53 | | | 18.23 | C | | | FA |
| Turbidity | 3/16/20 14:53 | 3/16/20 14:53 | | | 4.11 | NTU | | | FA |

MDL's and RL's are adjusted for sample dilution, as applicable

**Comments:**

Reported: 4/14/2020
Version: 3.1
COA_CCR

Alabama Power
General Test Laboratory
744 County Road 87, GSC #8
Calera, AL 35040

# Batch QC Summary

Alabama Power

**Customer Account:** WMWGORAP
**Sample Date:** 3/16/20 14:57
**Customer ID:**
**Delivery Date:** 3/19/20 10:59

**Description**: Gorgas Ash Pond - MW-28H

**Laboratory ID Number:** BA05402

| Sample | Analysis | Units | MB | MB Limit | Spike | MS | MSD | Standard | Standard Limit | Rec | Rec Limit | Prec | Prec Limit |
|---|---|---|---|---|---|---|---|---|---|---|---|---|---|
| BA05410 | Thallium, Total | mg/L | -0.00000422 | 0.0001474 | 0.10 | 0.104 | 0.104 | 0.0992 | 0.085 to 0.115 | 104 | 70 to 130 | 0.00 | 20 |
| BA05410 | Lead, Total | mg/L | 0.00000068 | 0.0001474 | 0.10 | 0.103 | 0.102 | 0.1000 | 0.085 to 0.115 | 103 | 70 to 130 | 0.976 | 20 |
| BA05410 | Arsenic, Total | mg/L | 0.00000233 | 0.0001474 | 0.10 | 0.126 | 0.125 | 0.106 | 0.085 to 0.115 | 104 | 70 to 130 | 0.797 | 20 |
| BA05410 | Barium, Total | mg/L | 0.00000739 | 0.0002 | 0.10 | 0.230 | 0.228 | 0.0928 | 0.085 to 0.115 | 90.0 | 70 to 130 | 0.873 | 20 |
| BA05410 | Beryllium, Total | mg/L | 0.0000213 | 0.00088 | 0.10 | 0.0938 | 0.0944 | 0.0891 | 0.085 to 0.115 | 93.8 | 70 to 130 | 0.638 | 20 |
| BA05410 | Boron, Total | mg/L | 0.00324 | 0.0650254 | 1.00 | 1.05 | 1.08 | 0.990 | 0.85 to 1.15 | 99.0 | 70 to 130 | 2.82 | 20 |
| BA05410 | Cobalt, Total | mg/L | 0.00000321 | 0.0001474 | 0.10 | 0.0991 | 0.0972 | 0.0995 | 0.085 to 0.115 | 99.1 | 70 to 130 | 1.94 | 20 |
| BA05410 | Antimony, Total | mg/L | 0.000104 | 0.00066 | 0.10 | 0.0977 | 0.0963 | 0.0938 | 0.085 to 0.115 | 96.7 | 70 to 130 | 1.44 | 20 |
| BA05410 | Chromium, Total | mg/L | 0.000204 | 0.00044 | 0.10 | 0.101 | 0.0997 | 0.102 | 0.085 to 0.115 | 101 | 70 to 130 | 1.30 | 20 |
| BA05410 | Mercury, Total by CVAA | mg/L | 0.0000228 | 0.0005 | 0.004 | 0.00358 | 0.00354 | 0.00389 | 0.0034 to 0.0046 | 89.5 | 70 to 130 | 1.12 | 20 |
| BA05410 | Lithium, Total | mg/L | 0.0000545 | 0.0154 | 0.20 | 0.605 | 0.616 | 0.196 | 0.17 to 0.23 | 114 | 70 to 130 | 1.80 | 20 |
| BA05410 | Calcium, Total | mg/L | -0.0152 | 0.1518 | 5.00 | 10.1 | 10.3 | 5.04 | 4.25 to 5.75 | 97.0 | 70 to 130 | 1.96 | 20 |
| BA05410 | Cadmium, Total | mg/L | -0.00000022 | 0.0001474 | 0.10 | 0.0996 | 0.0996 | 0.101 | 0.085 to 0.115 | 99.6 | 70 to 130 | 0.00 | 20 |
| BA05410 | Molybdenum, Total | mg/L | 0.0000144 | 0.0001474 | 0.10 | 0.164 | 0.160 | 0.0978 | 0.085 to 0.115 | 96.7 | 70 to 130 | 2.47 | 20 |
| BA05410 | Selenium, Total | mg/L | 0.0000250 | 0.00066 | 0.10 | 0.0873 | 0.0872 | 0.106 | 0.085 to 0.115 | 87.3 | 70 to 130 | 0.115 | 20 |

**Comments:**

Alabama Power
General Test Laboratory
744 County Road 87, GSC #8
Calera, AL 35040

Alabama Power

# Batch QC Summary

**Customer Account:** WMWGORAP
**Sample Date:** 3/16/20 14:57
**Customer ID:**
**Delivery Date:** 3/19/20 10:59

**Description:** Gorgas Ash Pond - MW-28H

**Laboratory ID Number:** BA05402

| Sample | Analysis | Units | MB | MB Limit | Spike | MS | Sample Duplicate | Standard | Standard Limit | Rec | Rec Limit | Prec | Prec Limit |
|---|---|---|---|---|---|---|---|---|---|---|---|---|---|
| BA05410 | Chloride | mg/L | -0.128 | 0.50 | 10.0 | 16.8 | 8.07 | 10.0 | 9 to 11 | 88.0 | 80 to 120 | 0.871 | 20 |
| BA05410 | Solids, Dissolved | mg/L | 0.0000 | 25 | | | 521 | 52.0 | 40 to 60 | | | 0.579 | 5 |
| BA05410 | Fluoride | mg/L | 0.0355 | 0.05 | 2.50 | 3.28 | 0.653 | 2.64 | 2.25 to 2.75 | 105 | 80 to 120 | 0.923 | 20 |
| BA05410 | Sulfate | mg/L | -0.390 | 0.50 | 20.0 | 35.3 | 16.0 | 19.4 | 18 to 22 | 97.0 | 80 to 120 | 0.627 | 20 |

**Comments:**

Alabama Power
General Test Laboratory
744 County Road 87, GSC #8
Calera, AL 35040

# Certificate Of Analysis

Alabama Power

**Description:** Gorgas Ash Pond Field Blank

**Location Code:** WMWGORAPFB
**Collected:** 3/16/20 16:15
**Customer ID:**
**Submittal Date:** 3/19/20 10:59

**Laboratory ID Number:** BA05403

| Name | Prepared | Analyzed | Vio Spec | DF | Results | Units | MDL | RL | Q |
|---|---|---|---|---|---|---|---|---|---|
| ***Analytical Method: EPA 200.7*** | ***Analyst: RDA*** | | | | ***Preparation Method: EPA 1638*** | | | | |
| * Boron, Total | 3/30/20 13:30 | 3/31/20 10:06 | | 1.015 | Not Detected | mg/L | 0.03 | 0.1 | U |
| * Calcium, Total | 3/30/20 13:30 | 3/31/20 10:06 | | 1.015 | Not Detected | mg/L | 0.1 | 0.5 | U |
| * Lithium, Total | 3/30/20 13:30 | 3/31/20 10:06 | | 1.015 | Not Detected | mg/L | 0.01 | 0.02 | U |
| ***Analytical Method: EPA 200.8*** | ***Analyst: DLJ*** | | | | ***Preparation Method: EPA 1638*** | | | | |
| * Antimony, Total | 3/26/20 13:06 | 3/27/20 10:11 | | 1.015 | Not Detected | mg/L | 0.0008 | 0.003 | U |
| * Arsenic, Total | 3/26/20 13:06 | 3/27/20 10:11 | | 1.015 | Not Detected | mg/L | 0.001 | 0.005 | U |
| * Barium, Total | 3/26/20 13:06 | 3/27/20 10:11 | | 1.015 | Not Detected | mg/L | 0.002 | 0.01 | U |
| * Beryllium, Total | 3/26/20 13:06 | 3/27/20 10:11 | | 1.015 | Not Detected | mg/L | 0.0006 | 0.003 | U |
| * Cadmium, Total | 3/26/20 13:06 | 3/27/20 10:11 | | 1.015 | Not Detected | mg/L | 0.0003 | 0.001 | U |
| * Chromium, Total | 3/26/20 13:06 | 3/27/20 10:11 | | 1.015 | Not Detected | mg/L | 0.002 | 0.01 | U |
| * Cobalt, Total | 3/26/20 13:06 | 3/27/20 10:11 | | 1.015 | Not Detected | mg/L | 0.002 | 0.005 | U |
| * Lead, Total | 3/26/20 13:06 | 3/27/20 10:11 | | 1.015 | Not Detected | mg/L | 0.001 | 0.005 | U |
| * Molybdenum, Total | 3/26/20 13:06 | 3/27/20 10:11 | | 1.015 | Not Detected | mg/L | 0.002 | 0.01 | U |
| * Selenium, Total | 3/26/20 13:06 | 3/27/20 10:11 | | 1.015 | Not Detected | mg/L | 0.002 | 0.01 | U |
| * Thallium, Total | 3/26/20 13:06 | 3/27/20 10:11 | | 1.015 | Not Detected | mg/L | 0.0002 | 0.001 | U |
| ***Analytical Method: EPA 245.1*** | ***Analyst: ABB*** | | | | | | | | |
| * Mercury, Total by CVAA | 3/23/20 08:34 | 3/24/20 10:00 | | 1 | Not Detected | mg/L | 0.0003 | 0.0005 | U |
| ***Analytical Method: SM 2540C*** | ***Analyst: TJW*** | | | | | | | | |
| * Solids, Dissolved | 3/19/20 17:25 | 3/20/20 15:00 | | 1 | Not Detected | mg/L | | 25 | U |
| ***Analytical Method: SM4500Cl E*** | ***Analyst: JCC*** | | | | | | | | |
| * Chloride | 3/20/20 16:31 | 3/20/20 16:31 | | 1 | Not Detected | mg/L | 0.50 | 1 | U |
| ***Analytical Method: SM4500F G 2017*** | ***Analyst: JCC*** | | | | | | | | |
| * Fluoride | 3/20/20 12:22 | 3/20/20 12:22 | | 1 | Not Detected | mg/L | 0.06 | 0.1 | U |
| ***Analytical Method: SM4500SO4 E*** | ***Analyst: JCC*** | | | | | | | | |
| * Sulfate | 3/20/20 10:20 | 3/20/20 10:20 | | 1 | Not Detected | mg/L | 0.50 | 1 | U |

MDL's and RL's are adjusted for sample dilution, as applicable

**Comments:**

Reported: 4/14/2020
Version: 3.1
COA_CCR

Alabama Power
General Test Laboratory
744 County Road 87, GSC #8
Calera, AL 35040

# Batch QC Summary

Alabama Power

**Customer Account:** WMWGORAPFB
**Sample Date:** 3/16/20 16:15
**Customer ID:**
**Delivery Date:** 3/19/20 10:59

**Description**:Gorgas Ash Pond Field Blank

**Laboratory ID Number:** BA05403

| Sample | Analysis | Units | MB | MB Limit | Spike | MS | MSD | Standard | Standard Limit | Rec | Rec Limit | Prec | Prec Limit |
|---|---|---|---|---|---|---|---|---|---|---|---|---|---|
| BA05410 | Thallium, Total | mg/L | -0.00000422 | 0.0001474 | 0.10 | 0.104 | 0.104 | 0.0992 | 0.085 to 0.115 | 104 | 70 to 130 | 0.00 | 20 |
| BA05410 | Lead, Total | mg/L | 0.00000068 | 0.0001474 | 0.10 | 0.103 | 0.102 | 0.1000 | 0.085 to 0.115 | 103 | 70 to 130 | 0.976 | 20 |
| BA05410 | Cobalt, Total | mg/L | 0.00000321 | 0.0001474 | 0.10 | 0.0991 | 0.0972 | 0.0995 | 0.085 to 0.115 | 99.1 | 70 to 130 | 1.94 | 20 |
| BA05410 | Antimony, Total | mg/L | 0.000104 | 0.00066 | 0.10 | 0.0977 | 0.0963 | 0.0938 | 0.085 to 0.115 | 96.7 | 70 to 130 | 1.44 | 20 |
| BA05410 | Arsenic, Total | mg/L | 0.00000233 | 0.0001474 | 0.10 | 0.126 | 0.125 | 0.106 | 0.085 to 0.115 | 104 | 70 to 130 | 0.797 | 20 |
| BA05410 | Barium, Total | mg/L | 0.00000739 | 0.0002 | 0.10 | 0.230 | 0.228 | 0.0928 | 0.085 to 0.115 | 90.0 | 70 to 130 | 0.873 | 20 |
| BA05410 | Beryllium, Total | mg/L | 0.0000213 | 0.00088 | 0.10 | 0.0938 | 0.0944 | 0.0891 | 0.085 to 0.115 | 93.8 | 70 to 130 | 0.638 | 20 |
| BA05410 | Boron, Total | mg/L | 0.00324 | 0.0650254 | 1.00 | 1.05 | 1.08 | 0.990 | 0.85 to 1.15 | 99.0 | 70 to 130 | 2.82 | 20 |
| BA05410 | Chromium, Total | mg/L | 0.000204 | 0.00044 | 0.10 | 0.101 | 0.0997 | 0.102 | 0.085 to 0.115 | 101 | 70 to 130 | 1.30 | 20 |
| BA05410 | Mercury, Total by CVAA | mg/L | 0.0000228 | 0.0005 | 0.004 | 0.00358 | 0.00354 | 0.00389 | 0.0034 to 0.0046 | 89.5 | 70 to 130 | 1.12 | 20 |
| BA05410 | Lithium, Total | mg/L | 0.0000545 | 0.0154 | 0.20 | 0.605 | 0.616 | 0.196 | 0.17 to 0.23 | 114 | 70 to 130 | 1.80 | 20 |
| BA05410 | Calcium, Total | mg/L | -0.0152 | 0.1518 | 5.00 | 10.1 | 10.3 | 5.04 | 4.25 to 5.75 | 97.0 | 70 to 130 | 1.96 | 20 |
| BA05410 | Cadmium, Total | mg/L | -0.00000022 | 0.0001474 | 0.10 | 0.0996 | 0.0996 | 0.101 | 0.085 to 0.115 | 99.6 | 70 to 130 | 0.00 | 20 |
| BA05410 | Molybdenum, Total | mg/L | 0.0000144 | 0.0001474 | 0.10 | 0.164 | 0.160 | 0.0978 | 0.085 to 0.115 | 96.7 | 70 to 130 | 2.47 | 20 |
| BA05410 | Selenium, Total | mg/L | 0.0000250 | 0.00066 | 0.10 | 0.0873 | 0.0872 | 0.106 | 0.085 to 0.115 | 87.3 | 70 to 130 | 0.115 | 20 |

**Comments:**

Alabama Power
General Test Laboratory
744 County Road 87, GSC #8
Calera, AL 35040

Alabama Power

# Batch QC Summary

**Customer Account:** WMWGORAPFB
**Sample Date:** 3/16/20 16:15
**Customer ID:**
**Delivery Date:** 3/19/20 10:59

**Description:** Gorgas Ash Pond Field Blank

**Laboratory ID Number:** BA05403

| Sample | Analysis | Units | MB | MB Limit | Spike | MS | Sample Duplicate | Standard | Standard Limit | Rec | Rec Limit | Prec | Prec Limit |
|---|---|---|---|---|---|---|---|---|---|---|---|---|---|
| BA05410 | Chloride | mg/L | -0.128 | 0.50 | 10.0 | 16.8 | 8.07 | 10.0 | 9 to 11 | 88.0 | 80 to 120 | 0.871 | 20 |
| BA05410 | Solids, Dissolved | mg/L | 0.0000 | 25 | | | 521 | 52.0 | 40 to 60 | | | 0.579 | 5 |
| BA05410 | Fluoride | mg/L | 0.0355 | 0.05 | 2.50 | 3.28 | 0.653 | 2.64 | 2.25 to 2.75 | 105 | 80 to 120 | 0.923 | 20 |
| BA05410 | Sulfate | mg/L | -0.390 | 0.50 | 20.0 | 35.3 | 16.0 | 19.4 | 18 to 22 | 97.0 | 80 to 120 | 0.627 | 20 |

**Comments:**

Reported: 4/14/2020
Version: 3.1
COA_CCR

Alabama Power
General Test Laboratory
744 County Road 87, GSC #8
Calera, AL 35040

# Certificate Of Analysis

Alabama Power

**Description:** Gorgas Ash Pond - MW-34HO

**Location Code:** WMWGORAP
**Collected:** 3/16/20 16:52
**Customer ID:**
**Submittal Date:** 3/19/20 10:59

**Laboratory ID Number:** BA05404

| Name | Prepared | Analyzed | Vio Spec | DF | Results | Units | MDL | RL | Q |
|---|---|---|---|---|---|---|---|---|---|
| ***Analytical Method: EPA 200.7*** | ***Analyst: RDA*** | | | | ***Preparation Method: EPA 1638*** | | | | |
| * Boron, Total | 3/30/20 13:30 | 3/31/20 10:09 | | 1.015 | 0.0827 | mg/L | 0.03 | 0.1 | J |
| * Calcium, Total | 3/30/20 13:30 | 3/31/20 11:31 | | 10.15 | 83.8 | mg/L | 1.015 | 5.075 | |
| * Lithium, Total | 3/30/20 13:30 | 3/31/20 10:09 | | 1.015 | 0.205 | mg/L | 0.01 | 0.02 | |
| ***Analytical Method: EPA 200.8*** | ***Analyst: DLJ*** | | | | ***Preparation Method: EPA 1638*** | | | | |
| * Antimony, Total | 3/26/20 13:06 | 3/27/20 10:14 | | 1.015 | Not Detected | mg/L | 0.0008 | 0.003 | U |
| * Arsenic, Total | 3/26/20 13:06 | 3/27/20 10:14 | | 1.015 | 0.00351 | mg/L | 0.001 | 0.005 | J |
| * Barium, Total | 3/26/20 13:06 | 3/27/20 10:14 | | 1.015 | 0.0309 | mg/L | 0.002 | 0.01 | |
| * Beryllium, Total | 3/26/20 13:06 | 3/27/20 10:14 | | 1.015 | Not Detected | mg/L | 0.0006 | 0.003 | U |
| * Cadmium, Total | 3/26/20 13:06 | 3/27/20 10:14 | | 1.015 | Not Detected | mg/L | 0.0003 | 0.001 | U |
| * Chromium, Total | 3/26/20 13:06 | 3/27/20 10:14 | | 1.015 | Not Detected | mg/L | 0.002 | 0.01 | U |
| * Cobalt, Total | 3/26/20 13:06 | 3/27/20 10:14 | | 1.015 | Not Detected | mg/L | 0.002 | 0.005 | U |
| * Lead, Total | 3/26/20 13:06 | 3/27/20 10:14 | | 1.015 | Not Detected | mg/L | 0.001 | 0.005 | U |
| * Molybdenum, Total | 3/26/20 13:06 | 3/27/20 10:14 | | 1.015 | 0.00386 | mg/L | 0.002 | 0.01 | J |
| * Selenium, Total | 3/26/20 13:06 | 3/27/20 10:14 | | 1.015 | Not Detected | mg/L | 0.002 | 0.01 | U |
| * Thallium, Total | 3/26/20 13:06 | 3/27/20 10:14 | | 1.015 | Not Detected | mg/L | 0.0002 | 0.001 | U |
| ***Analytical Method: EPA 245.1*** | ***Analyst: ABB*** | | | | | | | | |
| * Mercury, Total by CVAA | 3/23/20 08:34 | 3/24/20 10:02 | | 1 | Not Detected | mg/L | 0.0003 | 0.0005 | U |
| ***Analytical Method: SM 2540C*** | ***Analyst: TJW*** | | | | | | | | |
| * Solids, Dissolved | 3/19/20 17:25 | 3/20/20 15:00 | | 1 | 2460 | mg/L | | 178.6 | |
| ***Analytical Method: SM4500Cl E*** | ***Analyst: JCC*** | | | | | | | | |
| * Chloride | 3/20/20 16:21 | 3/20/20 16:21 | | 10 | 101 | mg/L | 5.00 | 10 | |
| ***Analytical Method: SM4500F G 2017*** | ***Analyst: JCC*** | | | | | | | | |
| * Fluoride | 3/20/20 12:24 | 3/20/20 12:24 | | 1 | 0.338 | mg/L | 0.06 | 0.1 | |
| ***Analytical Method: SM4500SO4 E*** | ***Analyst: JCC*** | | | | | | | | |
| * Sulfate | 3/20/20 10:21 | 3/20/20 10:21 | | 40 | 1480 | mg/L | 20.00 | 40 | |
| ***Analytical Method: Field Measurements*** | ***Analyst: DKG*** | | | | | | | | |
| Conductivity | 3/16/20 16:48 | 3/16/20 16:48 | | | 3377.22 | uS/cm | | | FA |
| pH | 3/16/20 16:48 | 3/16/20 16:48 | | | 7.35 | SU | | | FA |
| Temperature | 3/16/20 16:48 | 3/16/20 16:48 | | | 18.71 | C | | | FA |
| Turbidity | 3/16/20 16:48 | 3/16/20 16:48 | | | 2.59 | NTU | | | FA |

MDL's and RL's are adjusted for sample dilution, as applicable

**Comments:**

Reported: 4/14/2020
Version: 3.1
COA_CCR

Alabama Power
General Test Laboratory
744 County Road 87, GSC #8
Calera, AL 35040

# Batch QC Summary

Alabama Power

**Customer Account:** WMWGORAP
**Sample Date:** 3/16/20 16:52
**Customer ID:**
**Delivery Date:** 3/19/20 10:59

**Description**:Gorgas Ash Pond - MW-34HO

**Laboratory ID Number:** BA05404

| Sample | Analysis | Units | MB | MB Limit | Spike | MS | MSD | Standard | Standard Limit | Rec | Rec Limit | Prec | Prec Limit |
|---|---|---|---|---|---|---|---|---|---|---|---|---|---|
| BA05410 | Thallium, Total | mg/L | -0.00000422 | 0.0001474 | 0.10 | 0.104 | 0.104 | 0.0992 | 0.085 to 0.115 | 104 | 70 to 130 | 0.00 | 20 |
| BA05410 | Lead, Total | mg/L | 0.00000068 | 0.0001474 | 0.10 | 0.103 | 0.102 | 0.1000 | 0.085 to 0.115 | 103 | 70 to 130 | 0.976 | 20 |
| BA05410 | Cobalt, Total | mg/L | 0.00000321 | 0.0001474 | 0.10 | 0.0991 | 0.0972 | 0.0995 | 0.085 to 0.115 | 99.1 | 70 to 130 | 1.94 | 20 |
| BA05410 | Antimony, Total | mg/L | 0.000104 | 0.00066 | 0.10 | 0.0977 | 0.0963 | 0.0938 | 0.085 to 0.115 | 96.7 | 70 to 130 | 1.44 | 20 |
| BA05410 | Arsenic, Total | mg/L | 0.00000233 | 0.0001474 | 0.10 | 0.126 | 0.125 | 0.106 | 0.085 to 0.115 | 104 | 70 to 130 | 0.797 | 20 |
| BA05410 | Barium, Total | mg/L | 0.00000739 | 0.0002 | 0.10 | 0.230 | 0.228 | 0.0928 | 0.085 to 0.115 | 90.0 | 70 to 130 | 0.873 | 20 |
| BA05410 | Beryllium, Total | mg/L | 0.0000213 | 0.00088 | 0.10 | 0.0938 | 0.0944 | 0.0891 | 0.085 to 0.115 | 93.8 | 70 to 130 | 0.638 | 20 |
| BA05410 | Boron, Total | mg/L | 0.00324 | 0.0650254 | 1.00 | 1.05 | 1.08 | 0.990 | 0.85 to 1.15 | 99.0 | 70 to 130 | 2.82 | 20 |
| BA05410 | Chromium, Total | mg/L | 0.000204 | 0.00044 | 0.10 | 0.101 | 0.0997 | 0.102 | 0.085 to 0.115 | 101 | 70 to 130 | 1.30 | 20 |
| BA05410 | Mercury, Total by CVAA | mg/L | 0.0000228 | 0.0005 | 0.004 | 0.00358 | 0.00354 | 0.00389 | 0.0034 to 0.0046 | 89.5 | 70 to 130 | 1.12 | 20 |
| BA05410 | Lithium, Total | mg/L | 0.0000545 | 0.0154 | 0.20 | 0.605 | 0.616 | 0.196 | 0.17 to 0.23 | 114 | 70 to 130 | 1.80 | 20 |
| BA05410 | Calcium, Total | mg/L | -0.0152 | 0.1518 | 5.00 | 10.1 | 10.3 | 5.04 | 4.25 to 5.75 | 97.0 | 70 to 130 | 1.96 | 20 |
| BA05410 | Cadmium, Total | mg/L | -0.00000022 | 0.0001474 | 0.10 | 0.0996 | 0.0996 | 0.101 | 0.085 to 0.115 | 99.6 | 70 to 130 | 0.00 | 20 |
| BA05410 | Molybdenum, Total | mg/L | 0.0000144 | 0.0001474 | 0.10 | 0.164 | 0.160 | 0.0978 | 0.085 to 0.115 | 96.7 | 70 to 130 | 2.47 | 20 |
| BA05410 | Selenium, Total | mg/L | 0.0000250 | 0.00066 | 0.10 | 0.0873 | 0.0872 | 0.106 | 0.085 to 0.115 | 87.3 | 70 to 130 | 0.115 | 20 |

**Comments:**

Alabama Power
General Test Laboratory
744 County Road 87, GSC #8
Calera, AL 35040

Alabama Power

# Batch QC Summary

**Customer Account:** WMWGORAP
**Sample Date:** 3/16/20 16:52
**Customer ID:**
**Delivery Date:** 3/19/20 10:59

**Description:** Gorgas Ash Pond - MW-34HO

**Laboratory ID Number:** BA05404

| Sample | Analysis | Units | MB | MB Limit | Spike | MS | Sample Duplicate | Standard | Standard Limit | Rec | Rec Limit | Prec | Prec Limit |
|---|---|---|---|---|---|---|---|---|---|---|---|---|---|
| BA05410 | Chloride | mg/L | -0.128 | 0.50 | 10.0 | 16.8 | 8.07 | 10.0 | 9 to 11 | 88.0 | 80 to 120 | 0.871 | 20 |
| BA05410 | Solids, Dissolved | mg/L | 0.0000 | 25 | | | 521 | 52.0 | 40 to 60 | | | 0.579 | 5 |
| BA05410 | Fluoride | mg/L | 0.0355 | 0.05 | 2.50 | 3.28 | 0.653 | 2.64 | 2.25 to 2.75 | 105 | 80 to 120 | 0.923 | 20 |
| BA05410 | Sulfate | mg/L | -0.390 | 0.50 | 20.0 | 35.3 | 16.0 | 19.4 | 18 to 22 | 97.0 | 80 to 120 | 0.627 | 20 |

**Comments:**

Reported: 4/14/2020
Version: 3.1
COA_CCR

Alabama Power
General Test Laboratory
744 County Road 87, GSC #8
Calera, AL 35040

# Certificate Of Analysis

Alabama Power

**Description:** Gorgas Ash Pond - MW-35HO

**Location Code:** WMWGORAP
**Collected:** 3/17/20 09:04
**Customer ID:**
**Submittal Date:** 3/19/20 10:59

**Laboratory ID Number:** BA05405

| Name | Prepared | Analyzed | Vio Spec | DF | Results | Units | MDL | RL | Q |
|---|---|---|---|---|---|---|---|---|---|
| ***Analytical Method: EPA 200.7*** | ***Analyst: RDA*** | | | | ***Preparation Method: EPA 1638*** | | | | |
| * Boron, Total | 3/30/20 13:30 | 3/31/20 10:12 | | 1.015 | Not Detected | mg/L | 0.03 | 0.1 | U |
| * Calcium, Total | 3/30/20 13:30 | 3/31/20 10:12 | | 1.015 | 5.27 | mg/L | 0.1 | 0.5 | |
| * Lithium, Total | 3/30/20 13:30 | 3/31/20 10:12 | | 1.015 | 0.0740 | mg/L | 0.01 | 0.02 | |
| ***Analytical Method: EPA 200.8*** | ***Analyst: DLJ*** | | | | ***Preparation Method: EPA 1638*** | | | | |
| * Antimony, Total | 3/26/20 13:06 | 3/27/20 10:16 | | 1.015 | Not Detected | mg/L | 0.0008 | 0.003 | U |
| * Arsenic, Total | 3/26/20 13:06 | 3/27/20 10:16 | | 1.015 | 0.00105 | mg/L | 0.001 | 0.005 | J |
| * Barium, Total | 3/26/20 13:06 | 3/27/20 10:16 | | 1.015 | 0.0426 | mg/L | 0.002 | 0.01 | |
| * Beryllium, Total | 3/26/20 13:06 | 3/27/20 10:16 | | 1.015 | Not Detected | mg/L | 0.0006 | 0.003 | U |
| * Cadmium, Total | 3/26/20 13:06 | 3/27/20 10:16 | | 1.015 | Not Detected | mg/L | 0.0003 | 0.001 | U |
| * Chromium, Total | 3/26/20 13:06 | 3/27/20 10:16 | | 1.015 | Not Detected | mg/L | 0.002 | 0.01 | U |
| * Cobalt, Total | 3/26/20 13:06 | 3/27/20 10:16 | | 1.015 | Not Detected | mg/L | 0.002 | 0.005 | U |
| * Lead, Total | 3/26/20 13:06 | 3/27/20 10:16 | | 1.015 | Not Detected | mg/L | 0.001 | 0.005 | U |
| * Molybdenum, Total | 3/26/20 13:06 | 3/27/20 10:16 | | 1.015 | 0.00222 | mg/L | 0.002 | 0.01 | J |
| * Selenium, Total | 3/26/20 13:06 | 3/27/20 10:16 | | 1.015 | Not Detected | mg/L | 0.002 | 0.01 | U |
| * Thallium, Total | 3/26/20 13:06 | 3/27/20 10:16 | | 1.015 | Not Detected | mg/L | 0.0002 | 0.001 | U |
| ***Analytical Method: EPA 245.1*** | ***Analyst: ABB*** | | | | | | | | |
| * Mercury, Total by CVAA | 3/23/20 08:34 | 3/24/20 10:05 | | 1 | Not Detected | mg/L | 0.0003 | 0.0005 | U |
| ***Analytical Method: SM 2540C*** | ***Analyst: TJW*** | | | | | | | | |
| * Solids, Dissolved | 3/19/20 17:25 | 3/20/20 15:00 | | 1 | 365 | mg/L | | 25 | |
| ***Analytical Method: SM4500Cl E*** | ***Analyst: JCC*** | | | | | | | | |
| * Chloride | 3/20/20 16:23 | 3/20/20 16:23 | | 3 | 23.9 | mg/L | 1.50 | 3 | |
| ***Analytical Method: SM4500F G 2017*** | ***Analyst: JCC*** | | | | | | | | |
| * Fluoride | 3/20/20 12:25 | 3/20/20 12:25 | | 1 | 0.166 | mg/L | 0.06 | 0.1 | |
| ***Analytical Method: SM4500SO4 E*** | ***Analyst: JCC*** | | | | | | | | |
| * Sulfate | 3/20/20 10:22 | 3/20/20 10:22 | | 2 | 40.1 | mg/L | 1.00 | 2 | |
| ***Analytical Method: Field Measurements*** | ***Analyst: DKG*** | | | | | | | | |
| Conductivity | 3/17/20 09:00 | 3/17/20 09:00 | | | 597.97 | uS/cm | | | FA |
| pH | 3/17/20 09:00 | 3/17/20 09:00 | | | 8.40 | SU | | | FA |
| Temperature | 3/17/20 09:00 | 3/17/20 09:00 | | | 17.06 | C | | | FA |
| Turbidity | 3/17/20 09:00 | 3/17/20 09:00 | | | 3.84 | NTU | | | FA |

MDL's and RL's are adjusted for sample dilution, as applicable

**Comments:**

Reported: 4/14/2020
Version: 3.1
COA_CCR

Alabama Power
General Test Laboratory
744 County Road 87, GSC #8
Calera, AL 35040

# Batch QC Summary

Alabama Power

**Customer Account:** WMWGORAP
**Sample Date:** 3/17/20 09:04
**Customer ID:**
**Delivery Date:** 3/19/20 10:59

**Description**:Gorgas Ash Pond - MW-35HO

**Laboratory ID Number:** BA05405

| Sample | Analysis | Units | MB | MB Limit | Spike | MS | MSD | Standard | Standard Limit | Rec | Rec Limit | Prec | Prec Limit |
|---|---|---|---|---|---|---|---|---|---|---|---|---|---|
| BA05410 | Lead, Total | mg/L | 0.00000068 | 0.0001474 | 0.10 | 0.103 | 0.102 | 0.1000 | 0.085 to 0.115 | 103 | 70 to 130 | 0.976 | 20 |
| BA05410 | Thallium, Total | mg/L | -0.00000422 | 0.0001474 | 0.10 | 0.104 | 0.104 | 0.0992 | 0.085 to 0.115 | 104 | 70 to 130 | 0.00 | 20 |
| BA05410 | Cobalt, Total | mg/L | 0.00000321 | 0.0001474 | 0.10 | 0.0991 | 0.0972 | 0.0995 | 0.085 to 0.115 | 99.1 | 70 to 130 | 1.94 | 20 |
| BA05410 | Antimony, Total | mg/L | 0.000104 | 0.00066 | 0.10 | 0.0977 | 0.0963 | 0.0938 | 0.085 to 0.115 | 96.7 | 70 to 130 | 1.44 | 20 |
| BA05410 | Chromium, Total | mg/L | 0.000204 | 0.00044 | 0.10 | 0.101 | 0.0997 | 0.102 | 0.085 to 0.115 | 101 | 70 to 130 | 1.30 | 20 |
| BA05410 | Mercury, Total by CVAA | mg/L | 0.0000228 | 0.0005 | 0.004 | 0.00358 | 0.00354 | 0.00389 | 0.0034 to 0.0046 | 89.5 | 70 to 130 | 1.12 | 20 |
| BA05410 | Lithium, Total | mg/L | 0.0000545 | 0.0154 | 0.20 | 0.605 | 0.616 | 0.196 | 0.17 to 0.23 | 114 | 70 to 130 | 1.80 | 20 |
| BA05410 | Arsenic, Total | mg/L | 0.00000233 | 0.0001474 | 0.10 | 0.126 | 0.125 | 0.106 | 0.085 to 0.115 | 104 | 70 to 130 | 0.797 | 20 |
| BA05410 | Barium, Total | mg/L | 0.00000739 | 0.0002 | 0.10 | 0.230 | 0.228 | 0.0928 | 0.085 to 0.115 | 90.0 | 70 to 130 | 0.873 | 20 |
| BA05410 | Beryllium, Total | mg/L | 0.0000213 | 0.00088 | 0.10 | 0.0938 | 0.0944 | 0.0891 | 0.085 to 0.115 | 93.8 | 70 to 130 | 0.638 | 20 |
| BA05410 | Boron, Total | mg/L | 0.00324 | 0.0650254 | 1.00 | 1.05 | 1.08 | 0.990 | 0.85 to 1.15 | 99.0 | 70 to 130 | 2.82 | 20 |
| BA05410 | Calcium, Total | mg/L | -0.0152 | 0.1518 | 5.00 | 10.1 | 10.3 | 5.04 | 4.25 to 5.75 | 97.0 | 70 to 130 | 1.96 | 20 |
| BA05410 | Cadmium, Total | mg/L | -0.00000022 | 0.0001474 | 0.10 | 0.0996 | 0.0996 | 0.101 | 0.085 to 0.115 | 99.6 | 70 to 130 | 0.00 | 20 |
| BA05410 | Molybdenum, Total | mg/L | 0.0000144 | 0.0001474 | 0.10 | 0.164 | 0.160 | 0.0978 | 0.085 to 0.115 | 96.7 | 70 to 130 | 2.47 | 20 |
| BA05410 | Selenium, Total | mg/L | 0.0000250 | 0.00066 | 0.10 | 0.0873 | 0.0872 | 0.106 | 0.085 to 0.115 | 87.3 | 70 to 130 | 0.115 | 20 |

**Comments:**

Alabama Power
General Test Laboratory
744 County Road 87, GSC #8
Calera, AL 35040

Alabama Power

# Batch QC Summary

**Customer Account:** WMWGORAP
**Sample Date:** 3/17/20 09:04
**Customer ID:**
**Delivery Date:** 3/19/20 10:59

**Description:** Gorgas Ash Pond - MW-35HO

**Laboratory ID Number:** BA05405

| Sample | Analysis | Units | MB | MB Limit | Spike | MS | Sample Duplicate | Standard | Standard Limit | Rec | Rec Limit | Prec | Prec Limit |
|---|---|---|---|---|---|---|---|---|---|---|---|---|---|
| BA05410 | Chloride | mg/L | -0.128 | 0.50 | 10.0 | 16.8 | 8.07 | 10.0 | 9 to 11 | 88.0 | 80 to 120 | 0.871 | 20 |
| BA05410 | Solids, Dissolved | mg/L | 0.0000 | 25 | | | 521 | 52.0 | 40 to 60 | | | 0.579 | 5 |
| BA05410 | Fluoride | mg/L | 0.0355 | 0.05 | 2.50 | 3.28 | 0.653 | 2.64 | 2.25 to 2.75 | 105 | 80 to 120 | 0.923 | 20 |
| BA05410 | Sulfate | mg/L | -0.390 | 0.50 | 20.0 | 35.3 | 16.0 | 19.4 | 18 to 22 | 97.0 | 80 to 120 | 0.627 | 20 |

**Comments:**

Reported: 4/14/2020
Version: 3.1
COA_CCR

Alabama Power
General Test Laboratory
744 County Road 87, GSC #8
Calera, AL 35040

# Certificate Of Analysis

Alabama Power

**Description:** Gorgas Ash Pond - MW-36H

**Location Code:** WMWGORAP
**Collected:** 3/17/20 11:45
**Customer ID:**
**Submittal Date:** 3/19/20 10:59

**Laboratory ID Number:** BA05406

| Name | Prepared | Analyzed | Vio Spec | DF | Results | Units | MDL | RL | Q |
|---|---|---|---|---|---|---|---|---|---|
| ***Analytical Method: EPA 200.7*** | ***Analyst: RDA*** | | | | ***Preparation Method: EPA 1638*** | | | | |
| * Boron, Total | 3/30/20 13:30 | 3/31/20 10:15 | | 1.015 | 0.0394 | mg/L | 0.03 | 0.1 | J |
| * Calcium, Total | 3/30/20 13:30 | 3/31/20 10:15 | | 1.015 | 3.45 | mg/L | 0.1 | 0.5 | |
| * Lithium, Total | 3/30/20 13:30 | 3/31/20 10:15 | | 1.015 | 0.0342 | mg/L | 0.01 | 0.02 | |
| ***Analytical Method: EPA 200.8*** | ***Analyst: DLJ*** | | | | ***Preparation Method: EPA 1638*** | | | | |
| * Antimony, Total | 3/26/20 13:06 | 3/27/20 10:19 | | 1.015 | Not Detected | mg/L | 0.0008 | 0.003 | U |
| * Arsenic, Total | 3/26/20 13:06 | 3/27/20 10:19 | | 1.015 | 0.00171 | mg/L | 0.001 | 0.005 | J |
| * Barium, Total | 3/26/20 13:06 | 3/27/20 10:19 | | 1.015 | 0.0353 | mg/L | 0.002 | 0.01 | |
| * Beryllium, Total | 3/26/20 13:06 | 3/27/20 10:19 | | 1.015 | Not Detected | mg/L | 0.0006 | 0.003 | U |
| * Cadmium, Total | 3/26/20 13:06 | 3/27/20 10:19 | | 1.015 | Not Detected | mg/L | 0.0003 | 0.001 | U |
| * Chromium, Total | 3/26/20 13:06 | 3/27/20 10:19 | | 1.015 | Not Detected | mg/L | 0.002 | 0.01 | U |
| * Cobalt, Total | 3/26/20 13:06 | 3/27/20 10:19 | | 1.015 | Not Detected | mg/L | 0.002 | 0.005 | U |
| * Lead, Total | 3/26/20 13:06 | 3/27/20 10:19 | | 1.015 | Not Detected | mg/L | 0.001 | 0.005 | U |
| * Molybdenum, Total | 3/26/20 13:06 | 3/27/20 10:19 | | 1.015 | 0.00571 | mg/L | 0.002 | 0.01 | J |
| * Selenium, Total | 3/26/20 13:06 | 3/27/20 10:19 | | 1.015 | Not Detected | mg/L | 0.002 | 0.01 | U |
| * Thallium, Total | 3/26/20 13:06 | 3/27/20 10:19 | | 1.015 | Not Detected | mg/L | 0.0002 | 0.001 | U |
| ***Analytical Method: EPA 245.1*** | ***Analyst: ABB*** | | | | | | | | |
| * Mercury, Total by CVAA | 3/23/20 08:34 | 3/24/20 10:07 | | 1 | Not Detected | mg/L | 0.0003 | 0.0005 | U |
| ***Analytical Method: SM 2540C*** | ***Analyst: TJW*** | | | | | | | | |
| * Solids, Dissolved | 3/19/20 17:25 | 3/20/20 15:00 | | 1 | 362 | mg/L | | 25 | |
| ***Analytical Method: SM4500Cl E*** | ***Analyst: JCC*** | | | | | | | | |
| * Chloride | 3/20/20 16:24 | 3/20/20 16:24 | | 3 | 29.4 | mg/L | 1.50 | 3 | |
| ***Analytical Method: SM4500F G 2017*** | ***Analyst: JCC*** | | | | | | | | |
| * Fluoride | 3/20/20 12:26 | 3/20/20 12:26 | | 1 | 0.214 | mg/L | 0.06 | 0.1 | |
| ***Analytical Method: SM4500SO4 E*** | ***Analyst: JCC*** | | | | | | | | |
| * Sulfate | 3/20/20 10:24 | 3/20/20 10:24 | | 3 | 57.1 | mg/L | 1.50 | 3 | |
| ***Analytical Method: Field Measurements*** | ***Analyst: DKG*** | | | | | | | | |
| Conductivity | 3/17/20 11:42 | 3/17/20 11:42 | | | 555.93 | uS/cm | | | FA |
| pH | 3/17/20 11:42 | 3/17/20 11:42 | | | 8.44 | SU | | | FA |
| Temperature | 3/17/20 11:42 | 3/17/20 11:42 | | | 18.28 | C | | | FA |
| Turbidity | 3/17/20 11:42 | 3/17/20 11:42 | | | 1.16 | NTU | | | FA |

MDL's and RL's are adjusted for sample dilution, as applicable

**Comments:**

Reported: 4/14/2020
Version: 3.1
COA_CCR

Alabama Power
General Test Laboratory
744 County Road 87, GSC #8
Calera, AL 35040

# Batch QC Summary

Alabama Power

**Customer Account:** WMWGORAP
**Sample Date:** 3/17/20 11:45
**Customer ID:**
**Delivery Date:** 3/19/20 10:59

**Description**:Gorgas Ash Pond - MW-36H

**Laboratory ID Number:** BA05406

| Sample | Analysis | Units | MB | MB Limit | Spike | MS | MSD | Standard | Standard Limit | Rec | Rec Limit | Prec | Prec Limit |
|---|---|---|---|---|---|---|---|---|---|---|---|---|---|
| BA05410 | Thallium, Total | mg/L | -0.00000422 | 0.0001474 | 0.10 | 0.104 | 0.104 | 0.0992 | 0.085 to 0.115 | 104 | 70 to 130 | 0.00 | 20 |
| BA05410 | Lead, Total | mg/L | 0.00000068 | 0.0001474 | 0.10 | 0.103 | 0.102 | 0.1000 | 0.085 to 0.115 | 103 | 70 to 130 | 0.976 | 20 |
| BA05410 | Cobalt, Total | mg/L | 0.00000321 | 0.0001474 | 0.10 | 0.0991 | 0.0972 | 0.0995 | 0.085 to 0.115 | 99.1 | 70 to 130 | 1.94 | 20 |
| BA05410 | Antimony, Total | mg/L | 0.000104 | 0.00066 | 0.10 | 0.0977 | 0.0963 | 0.0938 | 0.085 to 0.115 | 96.7 | 70 to 130 | 1.44 | 20 |
| BA05410 | Chromium, Total | mg/L | 0.000204 | 0.00044 | 0.10 | 0.101 | 0.0997 | 0.102 | 0.085 to 0.115 | 101 | 70 to 130 | 1.30 | 20 |
| BA05410 | Mercury, Total by CVAA | mg/L | 0.0000228 | 0.0005 | 0.004 | 0.00358 | 0.00354 | 0.00389 | 0.0034 to 0.0046 | 89.5 | 70 to 130 | 1.12 | 20 |
| BA05410 | Lithium, Total | mg/L | 0.0000545 | 0.0154 | 0.20 | 0.605 | 0.616 | 0.196 | 0.17 to 0.23 | 114 | 70 to 130 | 1.80 | 20 |
| BA05410 | Arsenic, Total | mg/L | 0.00000233 | 0.0001474 | 0.10 | 0.126 | 0.125 | 0.106 | 0.085 to 0.115 | 104 | 70 to 130 | 0.797 | 20 |
| BA05410 | Barium, Total | mg/L | 0.00000739 | 0.0002 | 0.10 | 0.230 | 0.228 | 0.0928 | 0.085 to 0.115 | 90.0 | 70 to 130 | 0.873 | 20 |
| BA05410 | Beryllium, Total | mg/L | 0.0000213 | 0.00088 | 0.10 | 0.0938 | 0.0944 | 0.0891 | 0.085 to 0.115 | 93.8 | 70 to 130 | 0.638 | 20 |
| BA05410 | Boron, Total | mg/L | 0.00324 | 0.0650254 | 1.00 | 1.05 | 1.08 | 0.990 | 0.85 to 1.15 | 99.0 | 70 to 130 | 2.82 | 20 |
| BA05410 | Calcium, Total | mg/L | -0.0152 | 0.1518 | 5.00 | 10.1 | 10.3 | 5.04 | 4.25 to 5.75 | 97.0 | 70 to 130 | 1.96 | 20 |
| BA05410 | Cadmium, Total | mg/L | -0.00000022 | 0.0001474 | 0.10 | 0.0996 | 0.0996 | 0.101 | 0.085 to 0.115 | 99.6 | 70 to 130 | 0.00 | 20 |
| BA05410 | Molybdenum, Total | mg/L | 0.0000144 | 0.0001474 | 0.10 | 0.164 | 0.160 | 0.0978 | 0.085 to 0.115 | 96.7 | 70 to 130 | 2.47 | 20 |
| BA05410 | Selenium, Total | mg/L | 0.0000250 | 0.00066 | 0.10 | 0.0873 | 0.0872 | 0.106 | 0.085 to 0.115 | 87.3 | 70 to 130 | 0.115 | 20 |

**Comments:**

Alabama Power
General Test Laboratory
744 County Road 87, GSC #8
Calera, AL 35040

Alabama Power

# Batch QC Summary

**Customer Account:** WMWGORAP
**Sample Date:** 3/17/20 11:45
**Customer ID:**
**Delivery Date:** 3/19/20 10:59

**Description:** Gorgas Ash Pond - MW-36H

**Laboratory ID Number:** BA05406

| Sample | Analysis | Units | MB | MB Limit | Spike | MS | Sample Duplicate | Standard | Standard Limit | Rec | Rec Limit | Prec | Prec Limit |
|---|---|---|---|---|---|---|---|---|---|---|---|---|---|
| BA05410 | Chloride | mg/L | -0.128 | 0.50 | 10.0 | 16.8 | 8.07 | 10.0 | 9 to 11 | 88.0 | 80 to 120 | 0.871 | 20 |
| BA05410 | Solids, Dissolved | mg/L | 0.0000 | 25 | | | 521 | 52.0 | 40 to 60 | | | 0.579 | 5 |
| BA05410 | Fluoride | mg/L | 0.0355 | 0.05 | 2.50 | 3.28 | 0.653 | 2.64 | 2.25 to 2.75 | 105 | 80 to 120 | 0.923 | 20 |
| BA05410 | Sulfate | mg/L | -0.390 | 0.50 | 20.0 | 35.3 | 16.0 | 19.4 | 18 to 22 | 97.0 | 80 to 120 | 0.627 | 20 |

**Comments:**

Reported: 4/14/2020
Version: 3.1
COA_CCR

Alabama Power
General Test Laboratory
744 County Road 87, GSC #8
Calera, AL 35040

# Certificate Of Analysis

Alabama Power

**Description:** Gorgas Ash Pond - MW-33HO

**Location Code:** WMWGORAP
**Collected:** 3/17/20 13:48
**Customer ID:**
**Submittal Date:** 3/19/20 10:59

**Laboratory ID Number:** BA05407

| Name | Prepared | Analyzed | Vio Spec | DF | Results | Units | MDL | RL | Q |
|---|---|---|---|---|---|---|---|---|---|
| ***Analytical Method: EPA 200.7*** | ***Analyst: RDA*** | | | | ***Preparation Method: EPA 1638*** | | | | |
| * Boron, Total | 3/30/20 13:30 | 3/31/20 10:18 | | 1.015 | 0.0660 | mg/L | 0.03 | 0.1 | J |
| * Calcium, Total | 3/30/20 13:30 | 3/31/20 11:34 | | 10.15 | 42.3 | mg/L | 1.015 | 5.075 | |
| * Lithium, Total | 3/30/20 13:30 | 3/31/20 10:18 | | 1.015 | 0.0516 | mg/L | 0.01 | 0.02 | |
| ***Analytical Method: EPA 200.8*** | ***Analyst: DLJ*** | | | | ***Preparation Method: EPA 1638*** | | | | |
| * Antimony, Total | 3/26/20 13:06 | 3/27/20 10:22 | | 1.015 | Not Detected | mg/L | 0.0008 | 0.003 | U |
| * Arsenic, Total | 3/26/20 13:06 | 3/27/20 10:22 | | 1.015 | 0.00440 | mg/L | 0.001 | 0.005 | J |
| * Barium, Total | 3/26/20 13:06 | 3/27/20 10:22 | | 1.015 | 0.329 | mg/L | 0.002 | 0.01 | |
| * Beryllium, Total | 3/26/20 13:06 | 3/27/20 10:22 | | 1.015 | Not Detected | mg/L | 0.0006 | 0.003 | U |
| * Cadmium, Total | 3/26/20 13:06 | 3/27/20 10:22 | | 1.015 | Not Detected | mg/L | 0.0003 | 0.001 | U |
| * Chromium, Total | 3/26/20 13:06 | 3/27/20 10:22 | | 1.015 | Not Detected | mg/L | 0.002 | 0.01 | U |
| * Cobalt, Total | 3/26/20 13:06 | 3/27/20 10:22 | | 1.015 | Not Detected | mg/L | 0.002 | 0.005 | U |
| * Lead, Total | 3/26/20 13:06 | 3/27/20 10:22 | | 1.015 | Not Detected | mg/L | 0.001 | 0.005 | U |
| * Molybdenum, Total | 3/26/20 13:06 | 3/27/20 10:22 | | 1.015 | Not Detected | mg/L | 0.002 | 0.01 | U |
| * Selenium, Total | 3/26/20 13:06 | 3/27/20 10:22 | | 1.015 | Not Detected | mg/L | 0.002 | 0.01 | U |
| * Thallium, Total | 3/26/20 13:06 | 3/27/20 10:22 | | 1.015 | Not Detected | mg/L | 0.0002 | 0.001 | U |
| ***Analytical Method: EPA 245.1*** | ***Analyst: ABB*** | | | | | | | | |
| * Mercury, Total by CVAA | 3/23/20 08:34 | 3/24/20 10:09 | | 1 | Not Detected | mg/L | 0.0003 | 0.0005 | U |
| ***Analytical Method: SM 2540C*** | ***Analyst: TJW*** | | | | | | | | |
| * Solids, Dissolved | 3/19/20 17:25 | 3/20/20 15:00 | | 1 | 827 | mg/L | | 75.8 | |
| ***Analytical Method: SM4500Cl E*** | ***Analyst: JCC*** | | | | | | | | |
| * Chloride | 3/20/20 16:25 | 3/20/20 16:25 | | 10 | 108 | mg/L | 5.00 | 10 | |
| ***Analytical Method: SM4500F G 2017*** | ***Analyst: JCC*** | | | | | | | | |
| * Fluoride | 3/20/20 12:27 | 3/20/20 12:27 | | 1 | 0.202 | mg/L | 0.06 | 0.1 | |
| ***Analytical Method: SM4500SO4 E*** | ***Analyst: JCC*** | | | | | | | | |
| * Sulfate | 3/20/20 10:25 | 3/20/20 10:25 | | 10 | 172 | mg/L | 5.00 | 10 | |
| ***Analytical Method: Field Measurements*** | ***Analyst: DKG*** | | | | | | | | |
| Conductivity | 3/17/20 13:45 | 3/17/20 13:45 | | | 1453.18 | uS/cm | | | FA |
| pH | 3/17/20 13:45 | 3/17/20 13:45 | | | 7.67 | SU | | | FA |
| Temperature | 3/17/20 13:45 | 3/17/20 13:45 | | | 21.05 | C | | | FA |
| Turbidity | 3/17/20 13:45 | 3/17/20 13:45 | | | 6.21 | NTU | | | FA |

MDL's and RL's are adjusted for sample dilution, as applicable

**Comments:**

Reported: 4/14/2020
Version: 3.1
COA_CCR

Alabama Power
General Test Laboratory
744 County Road 87, GSC #8
Calera, AL 35040

# Batch QC Summary

Alabama Power

**Customer Account:** WMWGORAP
**Sample Date:** 3/17/20 13:48
**Customer ID:**
**Delivery Date:** 3/19/20 10:59

**Description**:Gorgas Ash Pond - MW-33HO

**Laboratory ID Number:** BA05407

| Sample | Analysis | Units | MB | MB Limit | Spike | MS | MSD | Standard | Standard Limit | Rec | Rec Limit | Prec | Prec Limit |
|---|---|---|---|---|---|---|---|---|---|---|---|---|---|
| BA05410 | Thallium, Total | mg/L | -0.00000422 | 0.0001474 | 0.10 | 0.104 | 0.104 | 0.0992 | 0.085 to 0.115 | 104 | 70 to 130 | 0.00 | 20 |
| BA05410 | Lead, Total | mg/L | 0.00000068 | 0.0001474 | 0.10 | 0.103 | 0.102 | 0.1000 | 0.085 to 0.115 | 103 | 70 to 130 | 0.976 | 20 |
| BA05410 | Cobalt, Total | mg/L | 0.00000321 | 0.0001474 | 0.10 | 0.0991 | 0.0972 | 0.0995 | 0.085 to 0.115 | 99.1 | 70 to 130 | 1.94 | 20 |
| BA05410 | Antimony, Total | mg/L | 0.000104 | 0.00066 | 0.10 | 0.0977 | 0.0963 | 0.0938 | 0.085 to 0.115 | 96.7 | 70 to 130 | 1.44 | 20 |
| BA05410 | Arsenic, Total | mg/L | 0.00000233 | 0.0001474 | 0.10 | 0.126 | 0.125 | 0.106 | 0.085 to 0.115 | 104 | 70 to 130 | 0.797 | 20 |
| BA05410 | Barium, Total | mg/L | 0.00000739 | 0.0002 | 0.10 | 0.230 | 0.228 | 0.0928 | 0.085 to 0.115 | 90.0 | 70 to 130 | 0.873 | 20 |
| BA05410 | Beryllium, Total | mg/L | 0.0000213 | 0.00088 | 0.10 | 0.0938 | 0.0944 | 0.0891 | 0.085 to 0.115 | 93.8 | 70 to 130 | 0.638 | 20 |
| BA05410 | Boron, Total | mg/L | 0.00324 | 0.0650254 | 1.00 | 1.05 | 1.08 | 0.990 | 0.85 to 1.15 | 99.0 | 70 to 130 | 2.82 | 20 |
| BA05410 | Chromium, Total | mg/L | 0.000204 | 0.00044 | 0.10 | 0.101 | 0.0997 | 0.102 | 0.085 to 0.115 | 101 | 70 to 130 | 1.30 | 20 |
| BA05410 | Mercury, Total by CVAA | mg/L | 0.0000228 | 0.0005 | 0.004 | 0.00358 | 0.00354 | 0.00389 | 0.0034 to 0.0046 | 89.5 | 70 to 130 | 1.12 | 20 |
| BA05410 | Lithium, Total | mg/L | 0.0000545 | 0.0154 | 0.20 | 0.605 | 0.616 | 0.196 | 0.17 to 0.23 | 114 | 70 to 130 | 1.80 | 20 |
| BA05410 | Calcium, Total | mg/L | -0.0152 | 0.1518 | 5.00 | 10.1 | 10.3 | 5.04 | 4.25 to 5.75 | 97.0 | 70 to 130 | 1.96 | 20 |
| BA05410 | Cadmium, Total | mg/L | -0.00000022 | 0.0001474 | 0.10 | 0.0996 | 0.0996 | 0.101 | 0.085 to 0.115 | 99.6 | 70 to 130 | 0.00 | 20 |
| BA05410 | Molybdenum, Total | mg/L | 0.0000144 | 0.0001474 | 0.10 | 0.164 | 0.160 | 0.0978 | 0.085 to 0.115 | 96.7 | 70 to 130 | 2.47 | 20 |
| BA05410 | Selenium, Total | mg/L | 0.0000250 | 0.00066 | 0.10 | 0.0873 | 0.0872 | 0.106 | 0.085 to 0.115 | 87.3 | 70 to 130 | 0.115 | 20 |

**Comments:**

Alabama Power
General Test Laboratory
744 County Road 87, GSC #8
Calera, AL 35040

Alabama Power

# Batch QC Summary

**Customer Account:** WMWGORAP
**Sample Date:** 3/17/20 13:48
**Customer ID:**
**Delivery Date:** 3/19/20 10:59

**Description:** Gorgas Ash Pond - MW-33HO

**Laboratory ID Number:** BA05407

| Sample | Analysis | Units | MB | MB Limit | Spike | MS | Sample Duplicate | Standard | Standard Limit | Rec | Rec Limit | Prec | Prec Limit |
|---|---|---|---|---|---|---|---|---|---|---|---|---|---|
| BA05410 | Chloride | mg/L | -0.128 | 0.50 | 10.0 | 16.8 | 8.07 | 10.0 | 9 to 11 | 88.0 | 80 to 120 | 0.871 | 20 |
| BA05410 | Solids, Dissolved | mg/L | 0.0000 | 25 | | | 521 | 52.0 | 40 to 60 | | | 0.579 | 5 |
| BA05410 | Fluoride | mg/L | 0.0355 | 0.05 | 2.50 | 3.28 | 0.653 | 2.64 | 2.25 to 2.75 | 105 | 80 to 120 | 0.923 | 20 |
| BA05410 | Sulfate | mg/L | -0.390 | 0.50 | 20.0 | 35.3 | 16.0 | 19.4 | 18 to 22 | 97.0 | 80 to 120 | 0.627 | 20 |

**Comments:**

Alabama Power
General Test Laboratory
744 County Road 87, GSC #8
Calera, AL 35040

# Certificate Of Analysis

Alabama Power

**Description:** Gorgas Ash Pond - MW-30HA

**Location Code:** WMWGORAP
**Collected:** 3/18/20 09:35
**Customer ID:**
**Submittal Date:** 3/19/20 10:59

**Laboratory ID Number:** BA05408

| Name | Prepared | Analyzed | Vio Spec | DF | Results | Units | MDL | RL | Q |
|---|---|---|---|---|---|---|---|---|---|
| ***Analytical Method: EPA 200.7*** | ***Analyst: RDA*** | | | | ***Preparation Method: EPA 1638*** | | | | |
| * Boron, Total | 3/30/20 13:30 | 3/31/20 10:21 | | 1.015 | 0.0734 | mg/L | 0.03 | 0.1 | J |
| * Calcium, Total | 3/30/20 13:30 | 3/31/20 10:21 | | 1.015 | 36.0 | mg/L | 0.1 | 0.5 | |
| * Lithium, Total | 3/30/20 13:30 | 3/31/20 10:21 | | 1.015 | 0.0528 | mg/L | 0.01 | 0.02 | |
| ***Analytical Method: EPA 200.8*** | ***Analyst: DLJ*** | | | | ***Preparation Method: EPA 1638*** | | | | |
| * Antimony, Total | 3/26/20 13:06 | 3/27/20 10:24 | | 1.015 | Not Detected | mg/L | 0.0008 | 0.003 | U |
| * Arsenic, Total | 3/26/20 13:06 | 3/27/20 10:24 | | 1.015 | 0.00813 | mg/L | 0.001 | 0.005 | |
| * Barium, Total | 3/26/20 13:06 | 3/27/20 10:24 | | 1.015 | 0.0791 | mg/L | 0.002 | 0.01 | |
| * Beryllium, Total | 3/26/20 13:06 | 3/27/20 10:24 | | 1.015 | Not Detected | mg/L | 0.0006 | 0.003 | U |
| * Cadmium, Total | 3/26/20 13:06 | 3/27/20 10:24 | | 1.015 | Not Detected | mg/L | 0.0003 | 0.001 | U |
| * Chromium, Total | 3/26/20 13:06 | 3/27/20 10:24 | | 1.015 | Not Detected | mg/L | 0.002 | 0.01 | U |
| * Cobalt, Total | 3/26/20 13:06 | 3/27/20 10:24 | | 1.015 | Not Detected | mg/L | 0.002 | 0.005 | U |
| * Lead, Total | 3/26/20 13:06 | 3/27/20 10:24 | | 1.015 | Not Detected | mg/L | 0.001 | 0.005 | U |
| * Molybdenum, Total | 3/26/20 13:06 | 3/27/20 10:24 | | 1.015 | 0.00603 | mg/L | 0.002 | 0.01 | J |
| * Selenium, Total | 3/26/20 13:06 | 3/27/20 10:24 | | 1.015 | Not Detected | mg/L | 0.002 | 0.01 | U |
| * Thallium, Total | 3/26/20 13:06 | 3/27/20 10:24 | | 1.015 | Not Detected | mg/L | 0.0002 | 0.001 | U |
| ***Analytical Method: EPA 245.1*** | ***Analyst: ABB*** | | | | | | | | |
| * Mercury, Total by CVAA | 3/23/20 08:34 | 3/24/20 10:12 | | 1 | Not Detected | mg/L | 0.0003 | 0.0005 | U |
| ***Analytical Method: SM 2540C*** | ***Analyst: TJW*** | | | | | | | | |
| * Solids, Dissolved | 3/19/20 17:25 | 3/20/20 15:00 | | 1 | 612 | mg/L | | 50 | |
| ***Analytical Method: SM4500Cl E*** | ***Analyst: JCC*** | | | | | | | | |
| * Chloride | 3/20/20 16:26 | 3/20/20 16:26 | | 1 | 5.14 | mg/L | 0.50 | 1 | |
| ***Analytical Method: SM4500F G 2017*** | ***Analyst: JCC*** | | | | | | | | |
| * Fluoride | 3/20/20 12:28 | 3/20/20 12:28 | | 1 | 0.634 | mg/L | 0.06 | 0.1 | |
| ***Analytical Method: SM4500SO4 E*** | ***Analyst: JCC*** | | | | | | | | |
| * Sulfate | 3/20/20 10:26 | 3/20/20 10:26 | | 10 | 184 | mg/L | 5.00 | 10 | |
| ***Analytical Method: Field Measurements*** | ***Analyst: DKG*** | | | | | | | | |
| Conductivity | 3/18/20 09:31 | 3/18/20 09:31 | | | 963.86 | uS/cm | | | FA |
| pH | 3/18/20 09:31 | 3/18/20 09:31 | | | 7.20 | SU | | | FA |
| Temperature | 3/18/20 09:31 | 3/18/20 09:31 | | | 17.98 | C | | | FA |
| Turbidity | 3/18/20 09:31 | 3/18/20 09:31 | | | 2.13 | NTU | | | FA |

MDL's and RL's are adjusted for sample dilution, as applicable

**Comments:**

Reported: 4/14/2020
Version: 3.1
COA_CCR

Alabama Power
General Test Laboratory
744 County Road 87, GSC #8
Calera, AL 35040

# Batch QC Summary

Alabama Power

**Customer Account:** WMWGORAP
**Sample Date:** 3/18/20 09:35
**Customer ID:**
**Delivery Date:** 3/19/20 10:59

**Description**: Gorgas Ash Pond - MW-30HA

**Laboratory ID Number:** BA05408

| Sample | Analysis | Units | MB | MB Limit | Spike | MS | MSD | Standard | Standard Limit | Rec | Rec Limit | Prec | Prec Limit |
|---|---|---|---|---|---|---|---|---|---|---|---|---|---|
| BA05410 | Thallium, Total | mg/L | -0.00000422 | 0.0001474 | 0.10 | 0.104 | 0.104 | 0.0992 | 0.085 to 0.115 | 104 | 70 to 130 | 0.00 | 20 |
| BA05410 | Lead, Total | mg/L | 0.00000068 | 0.0001474 | 0.10 | 0.103 | 0.102 | 0.1000 | 0.085 to 0.115 | 103 | 70 to 130 | 0.976 | 20 |
| BA05410 | Arsenic, Total | mg/L | 0.00000233 | 0.0001474 | 0.10 | 0.126 | 0.125 | 0.106 | 0.085 to 0.115 | 104 | 70 to 130 | 0.797 | 20 |
| BA05410 | Barium, Total | mg/L | 0.00000739 | 0.0002 | 0.10 | 0.230 | 0.228 | 0.0928 | 0.085 to 0.115 | 90.0 | 70 to 130 | 0.873 | 20 |
| BA05410 | Beryllium, Total | mg/L | 0.0000213 | 0.00088 | 0.10 | 0.0938 | 0.0944 | 0.0891 | 0.085 to 0.115 | 93.8 | 70 to 130 | 0.638 | 20 |
| BA05410 | Boron, Total | mg/L | 0.00324 | 0.0650254 | 1.00 | 1.05 | 1.08 | 0.990 | 0.85 to 1.15 | 99.0 | 70 to 130 | 2.82 | 20 |
| BA05410 | Chromium, Total | mg/L | 0.000204 | 0.00044 | 0.10 | 0.101 | 0.0997 | 0.102 | 0.085 to 0.115 | 101 | 70 to 130 | 1.30 | 20 |
| BA05410 | Mercury, Total by CVAA | mg/L | 0.0000228 | 0.0005 | 0.004 | 0.00358 | 0.00354 | 0.00389 | 0.0034 to 0.0046 | 89.5 | 70 to 130 | 1.12 | 20 |
| BA05410 | Lithium, Total | mg/L | 0.0000545 | 0.0154 | 0.20 | 0.605 | 0.616 | 0.196 | 0.17 to 0.23 | 114 | 70 to 130 | 1.80 | 20 |
| BA05410 | Cobalt, Total | mg/L | 0.00000321 | 0.0001474 | 0.10 | 0.0991 | 0.0972 | 0.0995 | 0.085 to 0.115 | 99.1 | 70 to 130 | 1.94 | 20 |
| BA05410 | Antimony, Total | mg/L | 0.000104 | 0.00066 | 0.10 | 0.0977 | 0.0963 | 0.0938 | 0.085 to 0.115 | 96.7 | 70 to 130 | 1.44 | 20 |
| BA05410 | Calcium, Total | mg/L | -0.0152 | 0.1518 | 5.00 | 10.1 | 10.3 | 5.04 | 4.25 to 5.75 | 97.0 | 70 to 130 | 1.96 | 20 |
| BA05410 | Cadmium, Total | mg/L | -0.00000022 | 0.0001474 | 0.10 | 0.0996 | 0.0996 | 0.101 | 0.085 to 0.115 | 99.6 | 70 to 130 | 0.00 | 20 |
| BA05410 | Molybdenum, Total | mg/L | 0.0000144 | 0.0001474 | 0.10 | 0.164 | 0.160 | 0.0978 | 0.085 to 0.115 | 96.7 | 70 to 130 | 2.47 | 20 |
| BA05410 | Selenium, Total | mg/L | 0.0000250 | 0.00066 | 0.10 | 0.0873 | 0.0872 | 0.106 | 0.085 to 0.115 | 87.3 | 70 to 130 | 0.115 | 20 |

**Comments:**

Alabama Power
General Test Laboratory
744 County Road 87, GSC #8
Calera, AL 35040

Alabama Power

# Batch QC Summary

**Customer Account:** WMWGORAP
**Sample Date:** 3/18/20 09:35
**Customer ID:**
**Delivery Date:** 3/19/20 10:59

**Description:** Gorgas Ash Pond - MW-30HA

**Laboratory ID Number:** BA05408

| Sample | Analysis | Units | MB | MB Limit | Spike | MS | Sample Duplicate | Standard | Standard Limit | Rec | Rec Limit | Prec | Prec Limit |
|---|---|---|---|---|---|---|---|---|---|---|---|---|---|
| BA05410 | Solids, Dissolved | mg/L | 0.0000 | 25 | | | 521 | 52.0 | 40 to 60 | | | 0.579 | 5 |
| BA05410 | Chloride | mg/L | -0.128 | 0.50 | 10.0 | 16.8 | 8.07 | 10.0 | 9 to 11 | 88.0 | 80 to 120 | 0.871 | 20 |
| BA05410 | Fluoride | mg/L | 0.0355 | 0.05 | 2.50 | 3.28 | 0.653 | 2.64 | 2.25 to 2.75 | 105 | 80 to 120 | 0.923 | 20 |
| BA05410 | Sulfate | mg/L | -0.390 | 0.50 | 20.0 | 35.3 | 16.0 | 19.4 | 18 to 22 | 97.0 | 80 to 120 | 0.627 | 20 |

**Comments:**

Alabama Power
General Test Laboratory
744 County Road 87, GSC #8
Calera, AL 35040

# Certificate Of Analysis

Alabama Power

**Description:** Gorgas Ash Pond - MW-15V

**Location Code:** WMWGORAP
**Collected:** 3/18/20 11:58
**Customer ID:**
**Submittal Date:** 3/19/20 10:59

**Laboratory ID Number:** BA05409

| Name | Prepared | Analyzed | Vio Spec | DF | Results | Units | MDL | RL | Q |
|---|---|---|---|---|---|---|---|---|---|
| ***Analytical Method: EPA 200.7*** | ***Analyst: RDA*** | | | | ***Preparation Method: EPA 1638*** | | | | |
| * Boron, Total | 3/30/20 13:30 | 3/31/20 10:24 | | 1.015 | 0.0565 | mg/L | 0.03 | 0.1 | J |
| * Calcium, Total | 3/30/20 13:30 | 3/31/20 10:24 | | 1.015 | 8.01 | mg/L | 0.1 | 0.5 | |
| * Lithium, Total | 3/30/20 13:30 | 3/31/20 10:24 | | 1.015 | 0.208 | mg/L | 0.01 | 0.02 | |
| ***Analytical Method: EPA 200.8*** | ***Analyst: DLJ*** | | | | ***Preparation Method: EPA 1638*** | | | | |
| * Antimony, Total | 3/26/20 13:06 | 3/27/20 10:27 | | 1.015 | 0.00280 | mg/L | 0.0008 | 0.003 | J |
| * Arsenic, Total | 3/26/20 13:06 | 3/27/20 10:27 | | 1.015 | 0.0110 | mg/L | 0.001 | 0.005 | |
| * Barium, Total | 3/26/20 13:06 | 3/27/20 10:27 | | 1.015 | 0.155 | mg/L | 0.002 | 0.01 | |
| * Beryllium, Total | 3/26/20 13:06 | 3/27/20 10:27 | | 1.015 | Not Detected | mg/L | 0.0006 | 0.003 | U |
| * Cadmium, Total | 3/26/20 13:06 | 3/27/20 10:27 | | 1.015 | Not Detected | mg/L | 0.0003 | 0.001 | U |
| * Chromium, Total | 3/26/20 13:06 | 3/27/20 10:27 | | 1.015 | 0.00716 | mg/L | 0.002 | 0.01 | J |
| * Cobalt, Total | 3/26/20 13:06 | 3/27/20 10:27 | | 1.015 | Not Detected | mg/L | 0.002 | 0.005 | U |
| * Lead, Total | 3/26/20 13:06 | 3/27/20 10:27 | | 1.015 | Not Detected | mg/L | 0.001 | 0.005 | U |
| * Molybdenum, Total | 3/26/20 13:06 | 3/27/20 10:27 | | 1.015 | 0.0327 | mg/L | 0.002 | 0.01 | |
| * Selenium, Total | 3/26/20 13:06 | 3/27/20 10:27 | | 1.015 | Not Detected | mg/L | 0.002 | 0.01 | U |
| * Thallium, Total | 3/26/20 13:06 | 3/27/20 10:27 | | 1.015 | Not Detected | mg/L | 0.0002 | 0.001 | U |
| ***Analytical Method: EPA 245.1*** | ***Analyst: ABB*** | | | | | | | | |
| * Mercury, Total by CVAA | 3/23/20 08:34 | 3/24/20 10:14 | | 1 | Not Detected | mg/L | 0.0003 | 0.0005 | U |
| ***Analytical Method: SM 2540C*** | ***Analyst: TJW*** | | | | | | | | |
| * Solids, Dissolved | 3/19/20 17:25 | 3/20/20 15:00 | | 1 | 873 | mg/L | | 75.8 | |
| ***Analytical Method: SM4500Cl E*** | ***Analyst: JCC*** | | | | | | | | |
| * Chloride | 3/20/20 16:27 | 3/20/20 16:27 | | 10 | 108 | mg/L | 5.00 | 10 | |
| ***Analytical Method: SM4500F G 2017*** | ***Analyst: JCC*** | | | | | | | | |
| * Fluoride | 3/20/20 12:30 | 3/20/20 12:30 | | 1 | 0.243 | mg/L | 0.06 | 0.1 | |
| ***Analytical Method: SM4500SO4 E*** | ***Analyst: JCC*** | | | | | | | | |
| * Sulfate | 3/20/20 10:27 | 3/20/20 10:27 | | 25 | 261 | mg/L | 12.50 | 25 | |
| ***Analytical Method: Field Measurements*** | ***Analyst: DKG*** | | | | | | | | |
| Conductivity | 3/18/20 11:55 | 3/18/20 11:55 | | | 1735.33 | uS/cm | | | FA |
| pH | 3/18/20 11:55 | 3/18/20 11:55 | | | 10.89 | SU | | | FA |
| Temperature | 3/18/20 11:55 | 3/18/20 11:55 | | | 19.80 | C | | | FA |
| Turbidity | 3/18/20 11:55 | 3/18/20 11:55 | | | 6.64 | NTU | | | FA |

MDL's and RL's are adjusted for sample dilution, as applicable

**Comments:**

Reported: 4/14/2020
Version: 3.1
COA_CCR

Alabama Power
General Test Laboratory
744 County Road 87, GSC #8
Calera, AL 35040

# Batch QC Summary

Alabama Power

**Customer Account:** WMWGORAP
**Sample Date:** 3/18/20 11:58
**Customer ID:**
**Delivery Date:** 3/19/20 10:59

**Description**:Gorgas Ash Pond - MW-15V

**Laboratory ID Number:** BA05409

| Sample | Analysis | Units | MB | MB Limit | Spike | MS | MSD | Standard | Standard Limit | Rec | Rec Limit | Prec | Prec Limit |
|---|---|---|---|---|---|---|---|---|---|---|---|---|---|
| BA05410 | Thallium, Total | mg/L | -0.00000422 | 0.0001474 | 0.10 | 0.104 | 0.104 | 0.0992 | 0.085 to 0.115 | 104 | 70 to 130 | 0.00 | 20 |
| BA05410 | Lead, Total | mg/L | 0.00000068 | 0.0001474 | 0.10 | 0.103 | 0.102 | 0.1000 | 0.085 to 0.115 | 103 | 70 to 130 | 0.976 | 20 |
| BA05410 | Chromium, Total | mg/L | 0.000204 | 0.00044 | 0.10 | 0.101 | 0.0997 | 0.102 | 0.085 to 0.115 | 101 | 70 to 130 | 1.30 | 20 |
| BA05410 | Mercury, Total by CVAA | mg/L | 0.0000228 | 0.0005 | 0.004 | 0.00358 | 0.00354 | 0.00389 | 0.0034 to 0.0046 | 89.5 | 70 to 130 | 1.12 | 20 |
| BA05410 | Lithium, Total | mg/L | 0.0000545 | 0.0154 | 0.20 | 0.605 | 0.616 | 0.196 | 0.17 to 0.23 | 114 | 70 to 130 | 1.80 | 20 |
| BA05410 | Cobalt, Total | mg/L | 0.00000321 | 0.0001474 | 0.10 | 0.0991 | 0.0972 | 0.0995 | 0.085 to 0.115 | 99.1 | 70 to 130 | 1.94 | 20 |
| BA05410 | Antimony, Total | mg/L | 0.000104 | 0.00066 | 0.10 | 0.0977 | 0.0963 | 0.0938 | 0.085 to 0.115 | 96.7 | 70 to 130 | 1.44 | 20 |
| BA05410 | Calcium, Total | mg/L | -0.0152 | 0.1518 | 5.00 | 10.1 | 10.3 | 5.04 | 4.25 to 5.75 | 97.0 | 70 to 130 | 1.96 | 20 |
| BA05410 | Cadmium, Total | mg/L | -0.00000022 | 0.0001474 | 0.10 | 0.0996 | 0.0996 | 0.101 | 0.085 to 0.115 | 99.6 | 70 to 130 | 0.00 | 20 |
| BA05410 | Molybdenum, Total | mg/L | 0.0000144 | 0.0001474 | 0.10 | 0.164 | 0.160 | 0.0978 | 0.085 to 0.115 | 96.7 | 70 to 130 | 2.47 | 20 |
| BA05410 | Selenium, Total | mg/L | 0.0000250 | 0.00066 | 0.10 | 0.0873 | 0.0872 | 0.106 | 0.085 to 0.115 | 87.3 | 70 to 130 | 0.115 | 20 |
| BA05410 | Arsenic, Total | mg/L | 0.00000233 | 0.0001474 | 0.10 | 0.126 | 0.125 | 0.106 | 0.085 to 0.115 | 104 | 70 to 130 | 0.797 | 20 |
| BA05410 | Barium, Total | mg/L | 0.00000739 | 0.0002 | 0.10 | 0.230 | 0.228 | 0.0928 | 0.085 to 0.115 | 90.0 | 70 to 130 | 0.873 | 20 |
| BA05410 | Beryllium, Total | mg/L | 0.0000213 | 0.00088 | 0.10 | 0.0938 | 0.0944 | 0.0891 | 0.085 to 0.115 | 93.8 | 70 to 130 | 0.638 | 20 |
| BA05410 | Boron, Total | mg/L | 0.00324 | 0.0650254 | 1.00 | 1.05 | 1.08 | 0.990 | 0.85 to 1.15 | 99.0 | 70 to 130 | 2.82 | 20 |

**Comments:**

Alabama Power
General Test Laboratory
744 County Road 87, GSC #8
Calera, AL 35040

Alabama Power

# Batch QC Summary

**Customer Account:** WMWGORAP
**Sample Date:** 3/18/20 11:58
**Customer ID:**
**Delivery Date:** 3/19/20 10:59

**Description:** Gorgas Ash Pond - MW-15V

**Laboratory ID Number:** BA05409

| Sample | Analysis | Units | MB | MB Limit | Spike | MS | Sample Duplicate | Standard | Standard Limit | Rec | Rec Limit | Prec | Prec Limit |
|---|---|---|---|---|---|---|---|---|---|---|---|---|---|
| BA05410 | Chloride | mg/L | -0.128 | 0.50 | 10.0 | 16.8 | 8.07 | 10.0 | 9 to 11 | 88.0 | 80 to 120 | 0.871 | 20 |
| BA05410 | Solids, Dissolved | mg/L | 0.0000 | 25 | | | 521 | 52.0 | 40 to 60 | | | 0.579 | 5 |
| BA05410 | Fluoride | mg/L | 0.0355 | 0.05 | 2.50 | 3.28 | 0.653 | 2.64 | 2.25 to 2.75 | 105 | 80 to 120 | 0.923 | 20 |
| BA05410 | Sulfate | mg/L | -0.390 | 0.50 | 20.0 | 35.3 | 16.0 | 19.4 | 18 to 22 | 97.0 | 80 to 120 | 0.627 | 20 |

**Comments:**

Reported: 4/14/2020
Version: 3.1
COA_CCR

Alabama Power
General Test Laboratory
744 County Road 87, GSC #8
Calera, AL 35040

# Certificate Of Analysis

Alabama Power

**Description:** Gorgas Ash Pond - MW-15

**Location Code:** WMWGORAP
**Collected:** 3/18/20 14:03
**Customer ID:**
**Submittal Date:** 3/19/20 10:59

**Laboratory ID Number:** BA05410

| Name | Prepared | Analyzed | Vio Spec | DF | Results | Units | MDL | RL | Q |
|---|---|---|---|---|---|---|---|---|---|
| ***Analytical Method: EPA 200.7*** | ***Analyst: RDA*** | | | | ***Preparation Method: EPA 1638*** | | | | |
| * Boron, Total | 3/30/20 13:30 | 3/31/20 10:27 | | 1.015 | 0.0596 | mg/L | 0.03 | 0.1 | J |
| * Calcium, Total | 3/30/20 13:30 | 3/31/20 10:27 | | 1.015 | 5.25 | mg/L | 0.1 | 0.5 | |
| * Lithium, Total | 3/30/20 13:30 | 3/31/20 10:27 | | 1.015 | 0.378 | mg/L | 0.01 | 0.02 | |
| ***Analytical Method: EPA 200.8*** | ***Analyst: DLJ*** | | | | ***Preparation Method: EPA 1638*** | | | | |
| * Antimony, Total | 3/26/20 13:06 | 3/27/20 10:30 | | 1.015 | 0.000976 | mg/L | 0.0008 | 0.003 | J |
| * Arsenic, Total | 3/26/20 13:06 | 3/27/20 10:30 | | 1.015 | 0.0217 | mg/L | 0.001 | 0.005 | |
| * Barium, Total | 3/26/20 13:06 | 3/27/20 10:30 | | 1.015 | 0.140 | mg/L | 0.002 | 0.01 | |
| * Beryllium, Total | 3/26/20 13:06 | 3/27/20 10:30 | | 1.015 | Not Detected | mg/L | 0.0006 | 0.003 | U |
| * Cadmium, Total | 3/26/20 13:06 | 3/27/20 10:30 | | 1.015 | Not Detected | mg/L | 0.0003 | 0.001 | U |
| * Chromium, Total | 3/26/20 13:06 | 3/27/20 10:30 | | 1.015 | Not Detected | mg/L | 0.002 | 0.01 | U |
| * Cobalt, Total | 3/26/20 13:06 | 3/27/20 10:30 | | 1.015 | Not Detected | mg/L | 0.002 | 0.005 | U |
| * Lead, Total | 3/26/20 13:06 | 3/27/20 10:30 | | 1.015 | Not Detected | mg/L | 0.001 | 0.005 | U |
| * Molybdenum, Total | 3/26/20 13:06 | 3/27/20 10:30 | | 1.015 | 0.0673 | mg/L | 0.002 | 0.01 | |
| * Selenium, Total | 3/26/20 13:06 | 3/27/20 10:30 | | 1.015 | Not Detected | mg/L | 0.002 | 0.01 | U |
| * Thallium, Total | 3/26/20 13:06 | 3/27/20 10:30 | | 1.015 | Not Detected | mg/L | 0.0002 | 0.001 | U |
| ***Analytical Method: EPA 245.1*** | ***Analyst: ABB*** | | | | | | | | |
| * Mercury, Total by CVAA | 3/23/20 08:34 | 3/24/20 10:16 | | 1 | Not Detected | mg/L | 0.0003 | 0.0005 | U |
| ***Analytical Method: SM 2540C*** | ***Analyst: TJW*** | | | | | | | | |
| * Solids, Dissolved | 3/19/20 17:25 | 3/20/20 15:00 | | 1 | 515 | mg/L | | 75.8 | |
| ***Analytical Method: SM4500Cl E*** | ***Analyst: JCC*** | | | | | | | | |
| * Chloride | 3/20/20 16:32 | 3/20/20 16:32 | | 1 | 8.00 | mg/L | 0.50 | 1 | |
| ***Analytical Method: SM4500F G 2017*** | ***Analyst: JCC*** | | | | | | | | |
| * Fluoride | 3/20/20 12:31 | 3/20/20 12:31 | | 1 | 0.647 | mg/L | 0.06 | 0.1 | |
| ***Analytical Method: SM4500SO4 E*** | ***Analyst: JCC*** | | | | | | | | |
| * Sulfate | 3/20/20 10:28 | 3/20/20 10:28 | | 1 | 15.9 | mg/L | 0.50 | 1 | |
| ***Analytical Method: Field Measurements*** | ***Analyst: DKG*** | | | | | | | | |
| Conductivity | 3/18/20 14:00 | 3/18/20 14:00 | | | 1444.85 | uS/cm | | | FA |
| pH | 3/18/20 14:00 | 3/18/20 14:00 | | | 11.47 | SU | | | FA |
| Temperature | 3/18/20 14:00 | 3/18/20 14:00 | | | 18.92 | C | | | FA |
| Turbidity | 3/18/20 14:00 | 3/18/20 14:00 | | | 2.71 | NTU | | | FA |

MDL's and RL's are adjusted for sample dilution, as applicable

**Comments:**

Reported: 4/14/2020
Version: 3.1
COA_CCR

Alabama Power
General Test Laboratory
744 County Road 87, GSC #8
Calera, AL 35040

# Batch QC Summary

Alabama Power

**Customer Account:** WMWGORAP
**Sample Date:** 3/18/20 14:03
**Customer ID:**
**Delivery Date:** 3/19/20 10:59

**Description**: Gorgas Ash Pond - MW-15

**Laboratory ID Number:** BA05410

| Sample | Analysis | Units | MB | MB Limit | Spike | MS | MSD | Standard | Standard Limit | Rec | Rec Limit | Prec | Prec Limit |
|---|---|---|---|---|---|---|---|---|---|---|---|---|---|
| BA05410 | Thallium, Total | mg/L | -0.00000422 | 0.0001474 | 0.10 | 0.104 | 0.104 | 0.0992 | 0.085 to 0.115 | 104 | 70 to 130 | 0.00 | 20 |
| BA05410 | Lead, Total | mg/L | 0.00000068 | 0.0001474 | 0.10 | 0.103 | 0.102 | 0.1000 | 0.085 to 0.115 | 103 | 70 to 130 | 0.976 | 20 |
| BA05410 | Cobalt, Total | mg/L | 0.00000321 | 0.0001474 | 0.10 | 0.0991 | 0.0972 | 0.0995 | 0.085 to 0.115 | 99.1 | 70 to 130 | 1.94 | 20 |
| BA05410 | Antimony, Total | mg/L | 0.000104 | 0.00066 | 0.10 | 0.0977 | 0.0963 | 0.0938 | 0.085 to 0.115 | 96.7 | 70 to 130 | 1.44 | 20 |
| BA05410 | Chromium, Total | mg/L | 0.000204 | 0.00044 | 0.10 | 0.101 | 0.0997 | 0.102 | 0.085 to 0.115 | 101 | 70 to 130 | 1.30 | 20 |
| BA05410 | Mercury, Total by CVAA | mg/L | 0.0000228 | 0.0005 | 0.004 | 0.00358 | 0.00354 | 0.00389 | 0.0034 to 0.0046 | 89.5 | 70 to 130 | 1.12 | 20 |
| BA05410 | Lithium, Total | mg/L | 0.0000545 | 0.0154 | 0.20 | 0.605 | 0.616 | 0.196 | 0.17 to 0.23 | 114 | 70 to 130 | 1.80 | 20 |
| BA05410 | Arsenic, Total | mg/L | 0.00000233 | 0.0001474 | 0.10 | 0.126 | 0.125 | 0.106 | 0.085 to 0.115 | 104 | 70 to 130 | 0.797 | 20 |
| BA05410 | Barium, Total | mg/L | 0.00000739 | 0.0002 | 0.10 | 0.230 | 0.228 | 0.0928 | 0.085 to 0.115 | 90.0 | 70 to 130 | 0.873 | 20 |
| BA05410 | Beryllium, Total | mg/L | 0.0000213 | 0.00088 | 0.10 | 0.0938 | 0.0944 | 0.0891 | 0.085 to 0.115 | 93.8 | 70 to 130 | 0.638 | 20 |
| BA05410 | Boron, Total | mg/L | 0.00324 | 0.0650254 | 1.00 | 1.05 | 1.08 | 0.990 | 0.85 to 1.15 | 99.0 | 70 to 130 | 2.82 | 20 |
| BA05410 | Calcium, Total | mg/L | -0.0152 | 0.1518 | 5.00 | 10.1 | 10.3 | 5.04 | 4.25 to 5.75 | 97.0 | 70 to 130 | 1.96 | 20 |
| BA05410 | Cadmium, Total | mg/L | -0.00000022 | 0.0001474 | 0.10 | 0.0996 | 0.0996 | 0.101 | 0.085 to 0.115 | 99.6 | 70 to 130 | 0.00 | 20 |
| BA05410 | Molybdenum, Total | mg/L | 0.0000144 | 0.0001474 | 0.10 | 0.164 | 0.160 | 0.0978 | 0.085 to 0.115 | 96.7 | 70 to 130 | 2.47 | 20 |
| BA05410 | Selenium, Total | mg/L | 0.0000250 | 0.00066 | 0.10 | 0.0873 | 0.0872 | 0.106 | 0.085 to 0.115 | 87.3 | 70 to 130 | 0.115 | 20 |

**Comments:**

Alabama Power
General Test Laboratory
744 County Road 87, GSC #8
Calera, AL 35040

Alabama Power

# Batch QC Summary

**Customer Account:** WMWGORAP
**Sample Date:** 3/18/20 14:03
**Customer ID:**
**Delivery Date:** 3/19/20 10:59

**Description:** Gorgas Ash Pond - MW-15

**Laboratory ID Number:** BA05410

| Sample | Analysis | Units | MB | MB Limit | Spike | MS | Sample Duplicate | Standard | Standard Limit | Rec | Rec Limit | Prec | Prec Limit |
|---|---|---|---|---|---|---|---|---|---|---|---|---|---|
| BA05410 | Chloride | mg/L | -0.128 | 0.50 | 10.0 | 16.8 | 8.07 | 10.0 | 9 to 11 | 88.0 | 80 to 120 | 0.871 | 20 |
| BA05410 | Fluoride | mg/L | 0.0355 | 0.05 | 2.50 | 3.28 | 0.653 | 2.64 | 2.25 to 2.75 | 105 | 80 to 120 | 0.923 | 20 |
| BA05410 | Sulfate | mg/L | -0.390 | 0.50 | 20.0 | 35.3 | 16.0 | 19.4 | 18 to 22 | 97.0 | 80 to 120 | 0.627 | 20 |
| BA05410 | Solids, Dissolved | mg/L | 0.0000 | 25 | | | 521 | 52.0 | 40 to 60 | | | 0.579 | 5 |

**Comments:**

Reported: 4/14/2020
Version: 3.1
COA_CCR

Alabama Power
General Test Laboratory
744 County Road 87, GSC #8
Calera, AL 35040

# Certificate Of Analysis

Alabama Power

**Description:** Gorgas Ash Pond - MW-21

**Location Code:** WMWGORAP
**Collected:** 3/18/20 15:50
**Customer ID:**
**Submittal Date:** 3/19/20 10:59

**Laboratory ID Number:** BA05411

| Name | Prepared | Analyzed | Vio Spec | DF | Results | Units | MDL | RL | Q |
|---|---|---|---|---|---|---|---|---|---|
| ***Analytical Method: EPA 200.7*** | ***Analyst: RDA*** | | | | ***Preparation Method: EPA 1638*** | | | | |
| * Boron, Total | 3/30/20 13:30 | 3/31/20 10:41 | | 1.015 | 0.0824 | mg/L | 0.03 | 0.1 | J |
| * Calcium, Total | 3/30/20 13:30 | 3/31/20 10:41 | | 1.015 | 2.35 | mg/L | 0.1 | 0.5 | |
| * Lithium, Total | 3/30/20 13:30 | 3/31/20 10:41 | | 1.015 | 0.379 | mg/L | 0.01 | 0.02 | |
| ***Analytical Method: EPA 200.8*** | ***Analyst: DLJ*** | | | | ***Preparation Method: EPA 1638*** | | | | |
| * Antimony, Total | 3/26/20 13:06 | 3/27/20 10:45 | | 1.015 | Not Detected | mg/L | 0.0008 | 0.003 | U |
| * Arsenic, Total | 3/26/20 13:06 | 3/27/20 10:45 | | 1.015 | Not Detected | mg/L | 0.001 | 0.005 | U |
| * Barium, Total | 3/26/20 13:06 | 3/27/20 10:45 | | 1.015 | 0.105 | mg/L | 0.002 | 0.01 | |
| * Beryllium, Total | 3/26/20 13:06 | 3/27/20 10:45 | | 1.015 | Not Detected | mg/L | 0.0006 | 0.003 | U |
| * Cadmium, Total | 3/26/20 13:06 | 3/27/20 10:45 | | 1.015 | Not Detected | mg/L | 0.0003 | 0.001 | U |
| * Chromium, Total | 3/26/20 13:06 | 3/27/20 10:45 | | 1.015 | Not Detected | mg/L | 0.002 | 0.01 | U |
| * Cobalt, Total | 3/26/20 13:06 | 3/27/20 10:45 | | 1.015 | Not Detected | mg/L | 0.002 | 0.005 | U |
| * Lead, Total | 3/26/20 13:06 | 3/27/20 10:45 | | 1.015 | Not Detected | mg/L | 0.001 | 0.005 | U |
| * Molybdenum, Total | 3/26/20 13:06 | 3/27/20 10:45 | | 1.015 | 0.102 | mg/L | 0.002 | 0.01 | |
| * Selenium, Total | 3/26/20 13:06 | 3/27/20 10:45 | | 1.015 | Not Detected | mg/L | 0.002 | 0.01 | U |
| * Thallium, Total | 3/26/20 13:06 | 3/27/20 10:45 | | 1.015 | Not Detected | mg/L | 0.0002 | 0.001 | U |
| ***Analytical Method: EPA 245.1*** | ***Analyst: ABB*** | | | | | | | | |
| * Mercury, Total by CVAA | 3/23/20 08:34 | 3/24/20 10:33 | | 1 | Not Detected | mg/L | 0.0003 | 0.0005 | U |
| ***Analytical Method: SM 2540C*** | ***Analyst: TJW*** | | | | | | | | |
| * Solids, Dissolved | 3/19/20 17:25 | 3/20/20 15:00 | | 1 | 661 | mg/L | | 75.8 | |
| ***Analytical Method: SM4500Cl E*** | ***Analyst: JCC*** | | | | | | | | |
| * Chloride | 3/20/20 16:59 | 3/20/20 16:59 | | 4 | 49.5 | mg/L | 2.00 | 4 | |
| ***Analytical Method: SM4500F G 2017*** | ***Analyst: JCC*** | | | | | | | | |
| * Fluoride | 3/20/20 12:43 | 3/20/20 12:43 | | 1 | 0.234 | mg/L | 0.06 | 0.1 | |
| ***Analytical Method: SM4500SO4 E*** | ***Analyst: JCC*** | | | | | | | | |
| * Sulfate | 3/20/20 11:14 | 3/20/20 11:14 | | 16 | 228 | mg/L | 8.00 | 16 | |
| ***Analytical Method: Field Measurements*** | ***Analyst: DKG*** | | | | | | | | |
| Conductivity | 3/18/20 15:47 | 3/18/20 15:47 | | | 1740.42 | uS/cm | | | FA |
| pH | 3/18/20 15:47 | 3/18/20 15:47 | | | 11.37 | SU | | | FA |
| Temperature | 3/18/20 15:47 | 3/18/20 15:47 | | | 19.64 | C | | | FA |
| Turbidity | 3/18/20 15:47 | 3/18/20 15:47 | | | 1.16 | NTU | | | FA |

MDL's and RL's are adjusted for sample dilution, as applicable

**Comments:**

Reported: 4/14/2020
Version: 3.1
COA_CCR

Alabama Power
General Test Laboratory
744 County Road 87, GSC #8
Calera, AL 35040

# Batch QC Summary

Alabama Power

**Customer Account:** WMWGORAP
**Sample Date:** 3/18/20 15:50
**Customer ID:**
**Delivery Date:** 3/19/20 10:59

**Description**:Gorgas Ash Pond - MW-21

**Laboratory ID Number:** BA05411

| Sample | Analysis | Units | MB | MB Limit | Spike | MS | MSD | Standard | Standard Limit | Rec | Rec Limit | Prec | Prec Limit |
|---|---|---|---|---|---|---|---|---|---|---|---|---|---|
| BA05421 | Arsenic, Total | mg/L | 0.00000233 | 0.0001474 | 0.10 | 0.106 | 0.110 | 0.106 | 0.085 to 0.115 | 99.1 | 70 to 130 | 3.70 | 20 |
| BA05421 | Lead, Total | mg/L | 0.00000068 | 0.0001474 | 0.10 | 0.0981 | 0.102 | 0.1000 | 0.085 to 0.115 | 98.1 | 70 to 130 | 3.90 | 20 |
| BA05421 | Barium, Total | mg/L | 0.00000739 | 0.0002 | 0.10 | 0.287 | 0.290 | 0.0928 | 0.085 to 0.115 | 92.0 | 70 to 130 | 1.04 | 20 |
| BA05421 | Cadmium, Total | mg/L | -0.00000022 | 0.0001474 | 0.10 | 0.0933 | 0.0992 | 0.101 | 0.085 to 0.115 | 93.3 | 70 to 130 | 6.13 | 20 |
| BA05421 | Selenium, Total | mg/L | 0.0000250 | 0.00066 | 0.10 | 0.0990 | 0.101 | 0.106 | 0.085 to 0.115 | 99.0 | 70 to 130 | 2.00 | 20 |
| BA05421 | Boron, Total | mg/L | 0.00324 | 0.0650254 | 1.00 | 1.05 | 1.06 | 0.990 | 0.85 to 1.15 | 101 | 70 to 130 | 0.948 | 20 |
| BA05421 | Lithium, Total | mg/L | 0.0000545 | 0.0154 | 0.20 | 0.240 | 0.240 | 0.196 | 0.17 to 0.23 | 105 | 70 to 130 | 0.00 | 20 |
| BA05421 | Antimony, Total | mg/L | 0.000104 | 0.00066 | 0.10 | 0.0992 | 0.100 | 0.0938 | 0.085 to 0.115 | 97.0 | 70 to 130 | 0.803 | 20 |
| BA05421 | Thallium, Total | mg/L | -0.00000422 | 0.0001474 | 0.10 | 0.102 | 0.102 | 0.0992 | 0.085 to 0.115 | 102 | 70 to 130 | 0.00 | 20 |
| BA05421 | Beryllium, Total | mg/L | 0.0000213 | 0.00088 | 0.10 | 0.0881 | 0.0923 | 0.0891 | 0.085 to 0.115 | 88.1 | 70 to 130 | 4.66 | 20 |
| BA05421 | Chromium, Total | mg/L | 0.000204 | 0.00044 | 0.10 | 0.0960 | 0.102 | 0.102 | 0.085 to 0.115 | 96.0 | 70 to 130 | 6.06 | 20 |
| BA05421 | Mercury, Total by CVAA | mg/L | 0.0000180 | 0.0005 | 0.004 | 0.00368 | 0.00369 | 0.00380 | 0.0034 to 0.0046 | 92.0 | 70 to 130 | 0.271 | 20 |
| BA05421 | Calcium, Total | mg/L | -0.0152 | 0.1518 | 5.00 | 49.1 | 49.3 | 5.04 | 4.25 to 5.75 | 102 | 70 to 130 | 0.407 | 20 |
| BA05421 | Cobalt, Total | mg/L | 0.00000321 | 0.0001474 | 0.10 | 0.0926 | 0.0972 | 0.0995 | 0.085 to 0.115 | 92.6 | 70 to 130 | 4.85 | 20 |
| BA05421 | Molybdenum, Total | mg/L | 0.0000144 | 0.0001474 | 0.10 | 0.101 | 0.104 | 0.0978 | 0.085 to 0.115 | 96.6 | 70 to 130 | 2.93 | 20 |

**Comments:**

Reported: 4/14/2020
Version: 3.1
COA_CCR

Alabama Power
General Test Laboratory
744 County Road 87, GSC #8
Calera, AL 35040

Alabama Power

# Batch QC Summary

**Customer Account:** WMWGORAP
**Sample Date:** 3/18/20 15:50
**Customer ID:**
**Delivery Date:** 3/19/20 10:59

**Description:** Gorgas Ash Pond - MW-21

**Laboratory ID Number:** BA05411

| Sample | Analysis | Units | MB | MB Limit | Spike | MS | Sample Duplicate | Standard | Standard Limit | Rec | Rec Limit | Prec | Prec Limit |
|---|---|---|---|---|---|---|---|---|---|---|---|---|---|
| BA05419 | Solids, Dissolved | mg/L | 0.0000 | 25 | | | 247 | 52.0 | 40 to 60 | | | 0.604 | 5 |
| BA05420 | Chloride | mg/L | -0.0758 | 0.50 | 10.0 | 13.9 | 4.39 | 10.4 | 9 to 11 | 95.5 | 80 to 120 | 0.915 | 20 |
| BA05420 | Sulfate | mg/L | -0.470 | 0.50 | 20.0 | 22.8 | 4.81 | 18.9 | 18 to 22 | 89.7 | 80 to 120 | 1.03 | 20 |
| BA05420 | Fluoride | mg/L | 0.0224 | 0.05 | 2.50 | 2.76 | 0.114 | 2.63 | 2.25 to 2.75 | 106 | 80 to 120 | 5.41 | 20 |

**Comments:**

Alabama Power
General Test Laboratory
744 County Road 87, GSC #8
Calera, AL 35040

# Certificate Of Analysis

Alabama Power

**Description:** Gorgas Ash Pond - MW-6S

**Location Code:** WMWGORAP
**Collected:** 3/17/20 11:30
**Customer ID:**
**Submittal Date:** 3/19/20 10:59

**Laboratory ID Number:** BA05412

| Name | Prepared | Analyzed | Vio Spec | DF | Results | Units | MDL | RL | Q |
|---|---|---|---|---|---|---|---|---|---|
| ***Analytical Method: EPA 200.7*** | ***Analyst: RDA*** | | | | ***Preparation Method: EPA 1638*** | | | | |
| * Boron, Total | 3/30/20 13:30 | 3/31/20 10:44 | | 1.015 | 0.867 | mg/L | 0.03 | 0.1 | |
| * Calcium, Total | 3/30/20 13:30 | 3/31/20 11:37 | | 10.15 | 59.3 | mg/L | 1.015 | 5.075 | |
| * Lithium, Total | 3/30/20 13:30 | 3/31/20 10:44 | | 1.015 | 0.0695 | mg/L | 0.01 | 0.02 | |
| ***Analytical Method: EPA 200.8*** | ***Analyst: DLJ*** | | | | ***Preparation Method: EPA 1638*** | | | | |
| * Antimony, Total | 3/26/20 13:06 | 3/27/20 10:48 | | 1.015 | Not Detected | mg/L | 0.0008 | 0.003 | U |
| * Arsenic, Total | 3/26/20 13:06 | 3/27/20 10:48 | | 1.015 | 0.00778 | mg/L | 0.001 | 0.005 | |
| * Barium, Total | 3/26/20 13:06 | 3/27/20 10:48 | | 1.015 | 0.0725 | mg/L | 0.002 | 0.01 | |
| * Beryllium, Total | 3/26/20 13:06 | 3/27/20 10:48 | | 1.015 | Not Detected | mg/L | 0.0006 | 0.003 | U |
| * Cadmium, Total | 3/26/20 13:06 | 3/27/20 10:48 | | 1.015 | Not Detected | mg/L | 0.0003 | 0.001 | U |
| * Chromium, Total | 3/26/20 13:06 | 3/27/20 10:48 | | 1.015 | Not Detected | mg/L | 0.002 | 0.01 | U |
| * Cobalt, Total | 3/26/20 13:06 | 3/27/20 10:48 | | 1.015 | Not Detected | mg/L | 0.002 | 0.005 | U |
| * Lead, Total | 3/26/20 13:06 | 3/27/20 10:48 | | 1.015 | Not Detected | mg/L | 0.001 | 0.005 | U |
| * Molybdenum, Total | 3/26/20 13:06 | 3/27/20 10:48 | | 1.015 | 0.0272 | mg/L | 0.002 | 0.01 | |
| * Selenium, Total | 3/26/20 13:06 | 3/27/20 10:48 | | 1.015 | Not Detected | mg/L | 0.002 | 0.01 | U |
| * Thallium, Total | 3/26/20 13:06 | 3/27/20 10:48 | | 1.015 | Not Detected | mg/L | 0.0002 | 0.001 | U |
| ***Analytical Method: EPA 245.1*** | ***Analyst: ABB*** | | | | | | | | |
| * Mercury, Total by CVAA | 3/23/20 08:34 | 3/24/20 10:35 | | 1 | Not Detected | mg/L | 0.0003 | 0.0005 | U |
| ***Analytical Method: SM 2540C*** | ***Analyst: TJW*** | | | | | | | | |
| * Solids, Dissolved | 3/19/20 17:25 | 3/20/20 15:00 | | 1 | 328 | mg/L | | 25 | |
| ***Analytical Method: SM4500Cl E*** | ***Analyst: JCC*** | | | | | | | | |
| * Chloride | 3/20/20 16:50 | 3/20/20 16:50 | | 1 | 17.4 | mg/L | 0.50 | 1 | |
| ***Analytical Method: SM4500F G 2017*** | ***Analyst: JCC*** | | | | | | | | |
| * Fluoride | 3/20/20 12:44 | 3/20/20 12:44 | | 1 | 0.231 | mg/L | 0.06 | 0.1 | |
| ***Analytical Method: SM4500SO4 E*** | ***Analyst: JCC*** | | | | | | | | |
| * Sulfate | 3/20/20 11:15 | 3/20/20 11:15 | | 10 | 148 | mg/L | 5.00 | 10 | |
| ***Analytical Method: Field Measurements*** | ***Analyst: TJD*** | | | | | | | | |
| Conductivity | 3/17/20 11:27 | 3/17/20 11:27 | | | 493.38 | uS/cm | | | FA |
| pH | 3/17/20 11:27 | 3/17/20 11:27 | | | 6.92 | SU | | | FA |
| Temperature | 3/17/20 11:27 | 3/17/20 11:27 | | | 15.34 | C | | | FA |
| Turbidity | 3/17/20 11:27 | 3/17/20 11:27 | | | 3.82 | NTU | | | FA |

MDL's and RL's are adjusted for sample dilution, as applicable

**Comments:**

Reported: 4/14/2020
Version: 3.1
COA_CCR

Alabama Power
General Test Laboratory
744 County Road 87, GSC #8
Calera, AL 35040

# Batch QC Summary

Alabama Power

**Customer Account:** WMWGORAP
**Sample Date:** 3/17/20 11:30
**Customer ID:**
**Delivery Date:** 3/19/20 10:59

**Description**:Gorgas Ash Pond - MW-6S

**Laboratory ID Number:** BA05412

| Sample | Analysis | Units | MB | MB Limit | Spike | MS | MSD | Standard | Standard Limit | Rec | Rec Limit | Prec | Prec Limit |
|---|---|---|---|---|---|---|---|---|---|---|---|---|---|
| BA05421 | Arsenic, Total | mg/L | 0.00000233 | 0.0001474 | 0.10 | 0.106 | 0.110 | 0.106 | 0.085 to 0.115 | 99.1 | 70 to 130 | 3.70 | 20 |
| BA05421 | Lead, Total | mg/L | 0.00000068 | 0.0001474 | 0.10 | 0.0981 | 0.102 | 0.1000 | 0.085 to 0.115 | 98.1 | 70 to 130 | 3.90 | 20 |
| BA05421 | Barium, Total | mg/L | 0.00000739 | 0.0002 | 0.10 | 0.287 | 0.290 | 0.0928 | 0.085 to 0.115 | 92.0 | 70 to 130 | 1.04 | 20 |
| BA05421 | Cadmium, Total | mg/L | -0.00000022 | 0.0001474 | 0.10 | 0.0933 | 0.0992 | 0.101 | 0.085 to 0.115 | 93.3 | 70 to 130 | 6.13 | 20 |
| BA05421 | Selenium, Total | mg/L | 0.0000250 | 0.00066 | 0.10 | 0.0990 | 0.101 | 0.106 | 0.085 to 0.115 | 99.0 | 70 to 130 | 2.00 | 20 |
| BA05421 | Boron, Total | mg/L | 0.00324 | 0.0650254 | 1.00 | 1.05 | 1.06 | 0.990 | 0.85 to 1.15 | 101 | 70 to 130 | 0.948 | 20 |
| BA05421 | Lithium, Total | mg/L | 0.0000545 | 0.0154 | 0.20 | 0.240 | 0.240 | 0.196 | 0.17 to 0.23 | 105 | 70 to 130 | 0.00 | 20 |
| BA05421 | Antimony, Total | mg/L | 0.000104 | 0.00066 | 0.10 | 0.0992 | 0.100 | 0.0938 | 0.085 to 0.115 | 97.0 | 70 to 130 | 0.803 | 20 |
| BA05421 | Thallium, Total | mg/L | -0.00000422 | 0.0001474 | 0.10 | 0.102 | 0.102 | 0.0992 | 0.085 to 0.115 | 102 | 70 to 130 | 0.00 | 20 |
| BA05421 | Beryllium, Total | mg/L | 0.0000213 | 0.00088 | 0.10 | 0.0881 | 0.0923 | 0.0891 | 0.085 to 0.115 | 88.1 | 70 to 130 | 4.66 | 20 |
| BA05421 | Chromium, Total | mg/L | 0.000204 | 0.00044 | 0.10 | 0.0960 | 0.102 | 0.102 | 0.085 to 0.115 | 96.0 | 70 to 130 | 6.06 | 20 |
| BA05421 | Mercury, Total by CVAA | mg/L | 0.0000180 | 0.0005 | 0.004 | 0.00368 | 0.00369 | 0.00380 | 0.0034 to 0.0046 | 92.0 | 70 to 130 | 0.271 | 20 |
| BA05421 | Calcium, Total | mg/L | -0.0152 | 0.1518 | 5.00 | 49.1 | 49.3 | 5.04 | 4.25 to 5.75 | 102 | 70 to 130 | 0.407 | 20 |
| BA05421 | Cobalt, Total | mg/L | 0.00000321 | 0.0001474 | 0.10 | 0.0926 | 0.0972 | 0.0995 | 0.085 to 0.115 | 92.6 | 70 to 130 | 4.85 | 20 |
| BA05421 | Molybdenum, Total | mg/L | 0.0000144 | 0.0001474 | 0.10 | 0.101 | 0.104 | 0.0978 | 0.085 to 0.115 | 96.6 | 70 to 130 | 2.93 | 20 |

**Comments:**

Alabama Power
General Test Laboratory
744 County Road 87, GSC #8
Calera, AL 35040

Alabama Power

# Batch QC Summary

**Customer Account:** WMWGORAP
**Sample Date:** 3/17/20 11:30
**Customer ID:**
**Delivery Date:** 3/19/20 10:59

**Description:** Gorgas Ash Pond - MW-6S

**Laboratory ID Number:** BA05412

| Sample | Analysis | Units | MB | MB Limit | Spike | MS | Sample Duplicate | Standard | Standard Limit | Rec | Rec Limit | Prec | Prec Limit |
|---|---|---|---|---|---|---|---|---|---|---|---|---|---|
| BA05419 | Solids, Dissolved | mg/L | 0.0000 | 25 | | | 247 | 52.0 | 40 to 60 | | | 0.604 | 5 |
| BA05420 | Sulfate | mg/L | -0.470 | 0.50 | 20.0 | 22.8 | 4.81 | 18.9 | 18 to 22 | 89.7 | 80 to 120 | 1.03 | 20 |
| BA05420 | Chloride | mg/L | -0.0758 | 0.50 | 10.0 | 13.9 | 4.39 | 10.4 | 9 to 11 | 95.5 | 80 to 120 | 0.915 | 20 |
| BA05420 | Fluoride | mg/L | 0.0224 | 0.05 | 2.50 | 2.76 | 0.114 | 2.63 | 2.25 to 2.75 | 106 | 80 to 120 | 5.41 | 20 |

**Comments:**

Alabama Power
General Test Laboratory
744 County Road 87, GSC #8
Calera, AL 35040

# Certificate Of Analysis

Alabama Power

**Description:** Gorgas Ash Pond - MW-6S DUP

**Location Code:** WMWGORAP
**Collected:** 3/17/20 11:30
**Customer ID:**
**Submittal Date:** 3/19/20 10:59

**Laboratory ID Number:** BA05413

| Name | Prepared | Analyzed | Vio Spec | DF | Results | Units | MDL | RL | Q |
|---|---|---|---|---|---|---|---|---|---|
| ***Analytical Method: EPA 200.7*** | ***Analyst: RDA*** | | | | ***Preparation Method: EPA 1638*** | | | | |
| * Boron, Total | 3/30/20 13:30 | 3/31/20 10:47 | | 1.015 | 0.866 | mg/L | 0.03 | 0.1 | |
| * Calcium, Total | 3/30/20 13:30 | 3/31/20 11:40 | | 10.15 | 59.2 | mg/L | 1.015 | 5.075 | |
| * Lithium, Total | 3/30/20 13:30 | 3/31/20 10:47 | | 1.015 | 0.0693 | mg/L | 0.01 | 0.02 | |
| ***Analytical Method: EPA 200.8*** | ***Analyst: DLJ*** | | | | ***Preparation Method: EPA 1638*** | | | | |
| * Antimony, Total | 3/26/20 13:06 | 3/27/20 10:51 | | 1.015 | 0.000858 | mg/L | 0.0008 | 0.003 | J |
| * Arsenic, Total | 3/26/20 13:06 | 3/27/20 10:51 | | 1.015 | 0.00786 | mg/L | 0.001 | 0.005 | |
| * Barium, Total | 3/26/20 13:06 | 3/27/20 10:51 | | 1.015 | 0.0736 | mg/L | 0.002 | 0.01 | |
| * Beryllium, Total | 3/26/20 13:06 | 3/27/20 10:51 | | 1.015 | Not Detected | mg/L | 0.0006 | 0.003 | U |
| * Cadmium, Total | 3/26/20 13:06 | 3/27/20 10:51 | | 1.015 | Not Detected | mg/L | 0.0003 | 0.001 | U |
| * Chromium, Total | 3/26/20 13:06 | 3/27/20 10:51 | | 1.015 | Not Detected | mg/L | 0.002 | 0.01 | U |
| * Cobalt, Total | 3/26/20 13:06 | 3/27/20 10:51 | | 1.015 | Not Detected | mg/L | 0.002 | 0.005 | U |
| * Lead, Total | 3/26/20 13:06 | 3/27/20 10:51 | | 1.015 | Not Detected | mg/L | 0.001 | 0.005 | U |
| * Molybdenum, Total | 3/26/20 13:06 | 3/27/20 10:51 | | 1.015 | 0.0271 | mg/L | 0.002 | 0.01 | |
| * Selenium, Total | 3/26/20 13:06 | 3/27/20 10:51 | | 1.015 | Not Detected | mg/L | 0.002 | 0.01 | U |
| * Thallium, Total | 3/26/20 13:06 | 3/27/20 10:51 | | 1.015 | Not Detected | mg/L | 0.0002 | 0.001 | U |
| ***Analytical Method: EPA 245.1*** | ***Analyst: ABB*** | | | | | | | | |
| * Mercury, Total by CVAA | 3/23/20 08:34 | 3/24/20 10:38 | | 1 | Not Detected | mg/L | 0.0003 | 0.0005 | U |
| ***Analytical Method: SM 2540C*** | ***Analyst: TJW*** | | | | | | | | |
| * Solids, Dissolved | 3/19/20 17:25 | 3/20/20 15:00 | | 1 | 318 | mg/L | | 25 | |
| ***Analytical Method: SM4500Cl E*** | ***Analyst: JCC*** | | | | | | | | |
| * Chloride | 3/20/20 16:51 | 3/20/20 16:51 | | 1 | 17.4 | mg/L | 0.50 | 1 | |
| ***Analytical Method: SM4500F G 2017*** | ***Analyst: JCC*** | | | | | | | | |
| * Fluoride | 3/20/20 12:45 | 3/20/20 12:45 | | 1 | 0.223 | mg/L | 0.06 | 0.1 | |
| ***Analytical Method: SM4500SO4 E*** | ***Analyst: JCC*** | | | | | | | | |
| * Sulfate | 3/20/20 11:17 | 3/20/20 11:17 | | 10 | 158 | mg/L | 5.00 | 10 | |
| ***Analytical Method: Field Measurements*** | ***Analyst: TJD*** | | | | | | | | |
| Conductivity | 3/17/20 11:27 | 3/17/20 11:27 | | | 493.38 | uS/cm | | | FA |
| pH | 3/17/20 11:27 | 3/17/20 11:27 | | | 6.92 | SU | | | FA |
| Temperature | 3/17/20 11:27 | 3/17/20 11:27 | | | 15.34 | C | | | FA |
| Turbidity | 3/17/20 11:27 | 3/17/20 11:27 | | | 3.82 | NTU | | | FA |

MDL's and RL's are adjusted for sample dilution, as applicable

**Comments:**

Reported: 4/14/2020
Version: 3.1
COA_CCR

Alabama Power
General Test Laboratory
744 County Road 87, GSC #8
Calera, AL 35040

# Batch QC Summary

Alabama Power

**Customer Account:** WMWGORAP
**Sample Date:** 3/17/20 11:30
**Customer ID:**
**Delivery Date:** 3/19/20 10:59

**Description**:Gorgas Ash Pond - MW-6S DUP

**Laboratory ID Number:** BA05413

| Sample | Analysis | Units | MB | MB Limit | Spike | MS | MSD | Standard | Standard Limit | Rec | Rec Limit | Prec | Prec Limit |
|---|---|---|---|---|---|---|---|---|---|---|---|---|---|
| BA05421 | Lead, Total | mg/L | 0.00000068 | 0.0001474 | 0.10 | 0.0981 | 0.102 | 0.1000 | 0.085 to 0.115 | 98.1 | 70 to 130 | 3.90 | 20 |
| BA05421 | Barium, Total | mg/L | 0.00000739 | 0.0002 | 0.10 | 0.287 | 0.290 | 0.0928 | 0.085 to 0.115 | 92.0 | 70 to 130 | 1.04 | 20 |
| BA05421 | Cadmium, Total | mg/L | -0.00000022 | 0.0001474 | 0.10 | 0.0933 | 0.0992 | 0.101 | 0.085 to 0.115 | 93.3 | 70 to 130 | 6.13 | 20 |
| BA05421 | Selenium, Total | mg/L | 0.0000250 | 0.00066 | 0.10 | 0.0990 | 0.101 | 0.106 | 0.085 to 0.115 | 99.0 | 70 to 130 | 2.00 | 20 |
| BA05421 | Beryllium, Total | mg/L | 0.0000213 | 0.00088 | 0.10 | 0.0881 | 0.0923 | 0.0891 | 0.085 to 0.115 | 88.1 | 70 to 130 | 4.66 | 20 |
| BA05421 | Chromium, Total | mg/L | 0.000204 | 0.00044 | 0.10 | 0.0960 | 0.102 | 0.102 | 0.085 to 0.115 | 96.0 | 70 to 130 | 6.06 | 20 |
| BA05421 | Mercury, Total by CVAA | mg/L | 0.0000180 | 0.0005 | 0.004 | 0.00368 | 0.00369 | 0.00380 | 0.0034 to 0.0046 | 92.0 | 70 to 130 | 0.271 | 20 |
| BA05421 | Calcium, Total | mg/L | -0.0152 | 0.1518 | 5.00 | 49.1 | 49.3 | 5.04 | 4.25 to 5.75 | 102 | 70 to 130 | 0.407 | 20 |
| BA05421 | Cobalt, Total | mg/L | 0.00000321 | 0.0001474 | 0.10 | 0.0926 | 0.0972 | 0.0995 | 0.085 to 0.115 | 92.6 | 70 to 130 | 4.85 | 20 |
| BA05421 | Molybdenum, Total | mg/L | 0.0000144 | 0.0001474 | 0.10 | 0.101 | 0.104 | 0.0978 | 0.085 to 0.115 | 96.6 | 70 to 130 | 2.93 | 20 |
| BA05421 | Boron, Total | mg/L | 0.00324 | 0.0650254 | 1.00 | 1.05 | 1.06 | 0.990 | 0.85 to 1.15 | 101 | 70 to 130 | 0.948 | 20 |
| BA05421 | Lithium, Total | mg/L | 0.0000545 | 0.0154 | 0.20 | 0.240 | 0.240 | 0.196 | 0.17 to 0.23 | 105 | 70 to 130 | 0.00 | 20 |
| BA05421 | Antimony, Total | mg/L | 0.000104 | 0.00066 | 0.10 | 0.0992 | 0.100 | 0.0938 | 0.085 to 0.115 | 97.0 | 70 to 130 | 0.803 | 20 |
| BA05421 | Thallium, Total | mg/L | -0.00000422 | 0.0001474 | 0.10 | 0.102 | 0.102 | 0.0992 | 0.085 to 0.115 | 102 | 70 to 130 | 0.00 | 20 |
| BA05421 | Arsenic, Total | mg/L | 0.00000233 | 0.0001474 | 0.10 | 0.106 | 0.110 | 0.106 | 0.085 to 0.115 | 99.1 | 70 to 130 | 3.70 | 20 |

**Comments:**

Reported: 4/14/2020
Version: 3.1
COA_CCR

Alabama Power
General Test Laboratory
744 County Road 87, GSC #8
Calera, AL 35040

Alabama Power

# Batch QC Summary

**Customer Account:** WMWGORAP
**Sample Date:** 3/17/20 11:30
**Customer ID:**
**Delivery Date:** 3/19/20 10:59

**Description:** Gorgas Ash Pond - MW-6S DUP

**Laboratory ID Number:** BA05413

| Sample | Analysis | Units | MB | MB Limit | Spike | MS | Sample Duplicate | Standard | Standard Limit | Rec | Rec Limit | Prec | Prec Limit |
|---|---|---|---|---|---|---|---|---|---|---|---|---|---|
| BA05419 | Solids, Dissolved | mg/L | 0.0000 | 25 | | | 247 | 52.0 | 40 to 60 | | | 0.604 | 5 |
| BA05420 | Sulfate | mg/L | -0.470 | 0.50 | 20.0 | 22.8 | 4.81 | 18.9 | 18 to 22 | 89.7 | 80 to 120 | 1.03 | 20 |
| BA05420 | Chloride | mg/L | -0.0758 | 0.50 | 10.0 | 13.9 | 4.39 | 10.4 | 9 to 11 | 95.5 | 80 to 120 | 0.915 | 20 |
| BA05420 | Fluoride | mg/L | 0.0224 | 0.05 | 2.50 | 2.76 | 0.114 | 2.63 | 2.25 to 2.75 | 106 | 80 to 120 | 5.41 | 20 |

**Comments:**

Alabama Power
General Test Laboratory
744 County Road 87, GSC #8
Calera, AL 35040

# Certificate Of Analysis

Alabama Power

**Description:** Gorgas Ash Pond - MW-6D

**Location Code:** WMWGORAP
**Collected:** 3/17/20 12:40
**Customer ID:**
**Submittal Date:** 3/19/20 10:59

**Laboratory ID Number:** BA05414

| Name | Prepared | Analyzed | Vio Spec | DF | Results | Units | MDL | RL | Q |
|---|---|---|---|---|---|---|---|---|---|
| ***Analytical Method: EPA 200.7*** | ***Analyst: RDA*** | | | | ***Preparation Method: EPA 1638*** | | | | |
| * Boron, Total | 3/30/20 13:30 | 3/31/20 10:50 | | 1.015 | 1.17 | mg/L | 0.03 | 0.1 | |
| * Calcium, Total | 3/30/20 13:30 | 3/31/20 11:43 | | 10.15 | 57.2 | mg/L | 1.015 | 5.075 | |
| * Lithium, Total | 3/30/20 13:30 | 3/31/20 10:50 | | 1.015 | 0.292 | mg/L | 0.01 | 0.02 | |
| ***Analytical Method: EPA 200.8*** | ***Analyst: DLJ*** | | | | ***Preparation Method: EPA 1638*** | | | | |
| * Antimony, Total | 3/26/20 13:06 | 3/27/20 10:53 | | 1.015 | Not Detected | mg/L | 0.0008 | 0.003 | U |
| * Arsenic, Total | 3/26/20 13:06 | 3/27/20 10:53 | | 1.015 | 0.105 | mg/L | 0.001 | 0.005 | |
| * Barium, Total | 3/26/20 13:06 | 3/27/20 10:53 | | 1.015 | 0.638 | mg/L | 0.002 | 0.01 | |
| * Beryllium, Total | 3/26/20 13:06 | 3/27/20 10:53 | | 1.015 | Not Detected | mg/L | 0.0006 | 0.003 | U |
| * Cadmium, Total | 3/26/20 13:06 | 3/27/20 10:53 | | 1.015 | Not Detected | mg/L | 0.0003 | 0.001 | U |
| * Chromium, Total | 3/26/20 13:06 | 3/27/20 10:53 | | 1.015 | Not Detected | mg/L | 0.002 | 0.01 | U |
| * Cobalt, Total | 3/26/20 13:06 | 3/27/20 10:53 | | 1.015 | Not Detected | mg/L | 0.002 | 0.005 | U |
| * Lead, Total | 3/26/20 13:06 | 3/27/20 10:53 | | 1.015 | Not Detected | mg/L | 0.001 | 0.005 | U |
| * Molybdenum, Total | 3/26/20 13:06 | 3/27/20 10:53 | | 1.015 | 0.00959 | mg/L | 0.002 | 0.01 | J |
| * Selenium, Total | 3/26/20 13:06 | 3/27/20 10:53 | | 1.015 | Not Detected | mg/L | 0.002 | 0.01 | U |
| * Thallium, Total | 3/26/20 13:06 | 3/27/20 10:53 | | 1.015 | Not Detected | mg/L | 0.0002 | 0.001 | U |
| ***Analytical Method: EPA 245.1*** | ***Analyst: ABB*** | | | | | | | | |
| * Mercury, Total by CVAA | 3/23/20 08:34 | 3/24/20 10:40 | | 1 | Not Detected | mg/L | 0.0003 | 0.0005 | U |
| ***Analytical Method: SM 2540C*** | ***Analyst: TJW*** | | | | | | | | |
| * Solids, Dissolved | 3/19/20 17:25 | 3/20/20 15:00 | | 1 | 303 | mg/L | | 25 | |
| ***Analytical Method: SM4500Cl E*** | ***Analyst: JCC*** | | | | | | | | |
| * Chloride | 3/20/20 16:52 | 3/20/20 16:52 | | 1 | 10.1 | mg/L | 0.50 | 1 | |
| ***Analytical Method: SM4500F G 2017*** | ***Analyst: JCC*** | | | | | | | | |
| * Fluoride | 3/20/20 12:46 | 3/20/20 12:46 | | 1 | 0.132 | mg/L | 0.06 | 0.1 | |
| ***Analytical Method: SM4500SO4 E*** | ***Analyst: JCC*** | | | | | | | | |
| * Sulfate | 3/20/20 11:18 | 3/20/20 11:18 | | 4 | 59.5 | mg/L | 2.00 | 4 | |
| ***Analytical Method: Field Measurements*** | ***Analyst: TJD*** | | | | | | | | |
| Conductivity | 3/17/20 12:35 | 3/17/20 12:35 | | | 496.35 | uS/cm | | | FA |
| pH | 3/17/20 12:35 | 3/17/20 12:35 | | | 7.39 | SU | | | FA |
| Temperature | 3/17/20 12:35 | 3/17/20 12:35 | | | 16.59 | C | | | FA |
| Turbidity | 3/17/20 12:35 | 3/17/20 12:35 | | | 1.28 | NTU | | | FA |

MDL's and RL's are adjusted for sample dilution, as applicable

**Comments:**

Reported: 4/14/2020
Version: 3.1
COA_CCR

Alabama Power
General Test Laboratory
744 County Road 87, GSC #8
Calera, AL 35040

# Batch QC Summary

Alabama Power

**Customer Account:** WMWGORAP
**Sample Date:** 3/17/20 12:40
**Customer ID:**
**Delivery Date:** 3/19/20 10:59

**Description**:Gorgas Ash Pond - MW-6D

**Laboratory ID Number:** BA05414

| Sample | Analysis | Units | MB | MB Limit | Spike | MS | MSD | Standard | Standard Limit | Rec | Rec Limit | Prec | Prec Limit |
|---|---|---|---|---|---|---|---|---|---|---|---|---|---|
| BA05421 | Arsenic, Total | mg/L | 0.00000233 | 0.0001474 | 0.10 | 0.106 | 0.110 | 0.106 | 0.085 to 0.115 | 99.1 | 70 to 130 | 3.70 | 20 |
| BA05421 | Lead, Total | mg/L | 0.00000068 | 0.0001474 | 0.10 | 0.0981 | 0.102 | 0.1000 | 0.085 to 0.115 | 98.1 | 70 to 130 | 3.90 | 20 |
| BA05421 | Barium, Total | mg/L | 0.00000739 | 0.0002 | 0.10 | 0.287 | 0.290 | 0.0928 | 0.085 to 0.115 | 92.0 | 70 to 130 | 1.04 | 20 |
| BA05421 | Beryllium, Total | mg/L | 0.0000213 | 0.00088 | 0.10 | 0.0881 | 0.0923 | 0.0891 | 0.085 to 0.115 | 88.1 | 70 to 130 | 4.66 | 20 |
| BA05421 | Chromium, Total | mg/L | 0.000204 | 0.00044 | 0.10 | 0.0960 | 0.102 | 0.102 | 0.085 to 0.115 | 96.0 | 70 to 130 | 6.06 | 20 |
| BA05421 | Mercury, Total by CVAA | mg/L | 0.0000180 | 0.0005 | 0.004 | 0.00368 | 0.00369 | 0.00380 | 0.0034 to 0.0046 | 92.0 | 70 to 130 | 0.271 | 20 |
| BA05421 | Cadmium, Total | mg/L | -0.00000022 | 0.0001474 | 0.10 | 0.0933 | 0.0992 | 0.101 | 0.085 to 0.115 | 93.3 | 70 to 130 | 6.13 | 20 |
| BA05421 | Selenium, Total | mg/L | 0.0000250 | 0.00066 | 0.10 | 0.0990 | 0.101 | 0.106 | 0.085 to 0.115 | 99.0 | 70 to 130 | 2.00 | 20 |
| BA05421 | Boron, Total | mg/L | 0.00324 | 0.0650254 | 1.00 | 1.05 | 1.06 | 0.990 | 0.85 to 1.15 | 101 | 70 to 130 | 0.948 | 20 |
| BA05421 | Lithium, Total | mg/L | 0.0000545 | 0.0154 | 0.20 | 0.240 | 0.240 | 0.196 | 0.17 to 0.23 | 105 | 70 to 130 | 0.00 | 20 |
| BA05421 | Antimony, Total | mg/L | 0.000104 | 0.00066 | 0.10 | 0.0992 | 0.100 | 0.0938 | 0.085 to 0.115 | 97.0 | 70 to 130 | 0.803 | 20 |
| BA05421 | Thallium, Total | mg/L | -0.00000422 | 0.0001474 | 0.10 | 0.102 | 0.102 | 0.0992 | 0.085 to 0.115 | 102 | 70 to 130 | 0.00 | 20 |
| BA05421 | Calcium, Total | mg/L | -0.0152 | 0.1518 | 5.00 | 49.1 | 49.3 | 5.04 | 4.25 to 5.75 | 102 | 70 to 130 | 0.407 | 20 |
| BA05421 | Cobalt, Total | mg/L | 0.00000321 | 0.0001474 | 0.10 | 0.0926 | 0.0972 | 0.0995 | 0.085 to 0.115 | 92.6 | 70 to 130 | 4.85 | 20 |
| BA05421 | Molybdenum, Total | mg/L | 0.0000144 | 0.0001474 | 0.10 | 0.101 | 0.104 | 0.0978 | 0.085 to 0.115 | 96.6 | 70 to 130 | 2.93 | 20 |

**Comments:**

Alabama Power
General Test Laboratory
744 County Road 87, GSC #8
Calera, AL 35040

Alabama Power

# Batch QC Summary

**Customer Account:** WMWGORAP
**Sample Date:** 3/17/20 12:40
**Customer ID:**
**Delivery Date:** 3/19/20 10:59

**Description:** Gorgas Ash Pond - MW-6D

**Laboratory ID Number:** BA05414

| Sample | Analysis | Units | MB | MB Limit | Spike | MS | Sample Duplicate | Standard | Standard Limit | Rec | Rec Limit | Prec | Prec Limit |
|---|---|---|---|---|---|---|---|---|---|---|---|---|---|
| BA05419 | Solids, Dissolved | mg/L | 0.0000 | 25 | | | 247 | 52.0 | 40 to 60 | | | 0.604 | 5 |
| BA05420 | Sulfate | mg/L | -0.470 | 0.50 | 20.0 | 22.8 | 4.81 | 18.9 | 18 to 22 | 89.7 | 80 to 120 | 1.03 | 20 |
| BA05420 | Chloride | mg/L | -0.0758 | 0.50 | 10.0 | 13.9 | 4.39 | 10.4 | 9 to 11 | 95.5 | 80 to 120 | 0.915 | 20 |
| BA05420 | Fluoride | mg/L | 0.0224 | 0.05 | 2.50 | 2.76 | 0.114 | 2.63 | 2.25 to 2.75 | 106 | 80 to 120 | 5.41 | 20 |

**Comments:**

Alabama Power
General Test Laboratory
744 County Road 87, GSC #8
Calera, AL 35040

# Certificate Of Analysis

Alabama Power

**Description:** Gorgas Ash Pond - MW-23H

**Location Code:** WMWGORAP
**Collected:** 3/17/20 13:53
**Customer ID:**
**Submittal Date:** 3/19/20 10:59

**Laboratory ID Number:** BA05415

| Name | Prepared | Analyzed | Vio Spec | DF | Results | Units | MDL | RL | Q |
|---|---|---|---|---|---|---|---|---|---|
| ***Analytical Method: EPA 200.7*** | ***Analyst: RDA*** | | | | ***Preparation Method: EPA 1638*** | | | | |
| * Boron, Total | 3/30/20 13:30 | 3/31/20 10:53 | | 1.015 | 0.0504 | mg/L | 0.03 | 0.1 | J |
| * Calcium, Total | 3/30/20 13:30 | 3/31/20 11:46 | | 10.15 | 79.8 | mg/L | 1.015 | 5.075 | |
| * Lithium, Total | 3/30/20 13:30 | 3/31/20 10:53 | | 1.015 | 0.0327 | mg/L | 0.01 | 0.02 | |
| ***Analytical Method: EPA 200.8*** | ***Analyst: DLJ*** | | | | ***Preparation Method: EPA 1638*** | | | | |
| * Antimony, Total | 3/26/20 13:06 | 3/27/20 10:56 | | 1.015 | Not Detected | mg/L | 0.0008 | 0.003 | U |
| * Arsenic, Total | 3/26/20 13:06 | 3/27/20 10:56 | | 1.015 | 0.0524 | mg/L | 0.001 | 0.005 | |
| * Barium, Total | 3/26/20 13:06 | 3/27/20 10:56 | | 1.015 | 0.0143 | mg/L | 0.002 | 0.01 | |
| * Beryllium, Total | 3/26/20 13:06 | 3/27/20 10:56 | | 1.015 | Not Detected | mg/L | 0.0006 | 0.003 | U |
| * Cadmium, Total | 3/26/20 13:06 | 3/27/20 10:56 | | 1.015 | Not Detected | mg/L | 0.0003 | 0.001 | U |
| * Chromium, Total | 3/26/20 13:06 | 3/27/20 10:56 | | 1.015 | Not Detected | mg/L | 0.002 | 0.01 | U |
| * Cobalt, Total | 3/26/20 13:06 | 3/27/20 10:56 | | 1.015 | Not Detected | mg/L | 0.002 | 0.005 | U |
| * Lead, Total | 3/26/20 13:06 | 3/27/20 10:56 | | 1.015 | Not Detected | mg/L | 0.001 | 0.005 | U |
| * Molybdenum, Total | 3/26/20 13:06 | 3/27/20 10:56 | | 1.015 | Not Detected | mg/L | 0.002 | 0.01 | U |
| * Selenium, Total | 3/26/20 13:06 | 3/27/20 10:56 | | 1.015 | Not Detected | mg/L | 0.002 | 0.01 | U |
| * Thallium, Total | 3/26/20 13:06 | 3/27/20 10:56 | | 1.015 | Not Detected | mg/L | 0.0002 | 0.001 | U |
| ***Analytical Method: EPA 245.1*** | ***Analyst: ABB*** | | | | | | | | |
| * Mercury, Total by CVAA | 3/23/20 08:34 | 3/24/20 10:43 | | 1 | Not Detected | mg/L | 0.0003 | 0.0005 | U |
| ***Analytical Method: SM 2540C*** | ***Analyst: TJW*** | | | | | | | | |
| * Solids, Dissolved | 3/19/20 17:25 | 3/20/20 15:00 | | 1 | 626 | mg/L | | 50 | |
| ***Analytical Method: SM4500Cl E*** | ***Analyst: JCC*** | | | | | | | | |
| * Chloride | 3/20/20 16:53 | 3/20/20 16:53 | | 1 | 2.62 | mg/L | 0.50 | 1 | |
| ***Analytical Method: SM4500F G 2017*** | ***Analyst: JCC*** | | | | | | | | |
| * Fluoride | 3/20/20 12:47 | 3/20/20 12:47 | | 1 | 0.241 | mg/L | 0.06 | 0.1 | |
| ***Analytical Method: SM4500SO4 E*** | ***Analyst: JCC*** | | | | | | | | |
| * Sulfate | 3/20/20 11:19 | 3/20/20 11:19 | | 20 | 356 | mg/L | 10.00 | 20 | |
| ***Analytical Method: Field Measurements*** | ***Analyst: TJD*** | | | | | | | | |
| Conductivity | 3/17/20 13:49 | 3/17/20 13:49 | | | 827.10 | uS/cm | | | FA |
| pH | 3/17/20 13:49 | 3/17/20 13:49 | | | 5.95 | SU | | | FA |
| Temperature | 3/17/20 13:49 | 3/17/20 13:49 | | | 18.05 | C | | | FA |
| Turbidity | 3/17/20 13:49 | 3/17/20 13:49 | | | 1.71 | NTU | | | FA |

MDL's and RL's are adjusted for sample dilution, as applicable

**Comments:**

Reported: 4/14/2020
Version: 3.1
COA_CCR

Alabama Power
General Test Laboratory
744 County Road 87, GSC #8
Calera, AL 35040

# Batch QC Summary

Alabama Power

**Customer Account:** WMWGORAP
**Sample Date:** 3/17/20 13:53
**Customer ID:**
**Delivery Date:** 3/19/20 10:59

**Description**: Gorgas Ash Pond - MW-23H

**Laboratory ID Number:** BA05415

| Sample | Analysis | Units | MB | MB Limit | Spike | MS | MSD | Standard | Standard Limit | Rec | Rec Limit | Prec | Prec Limit |
|---|---|---|---|---|---|---|---|---|---|---|---|---|---|
| BA05421 | Arsenic, Total | mg/L | 0.00000233 | 0.0001474 | 0.10 | 0.106 | 0.110 | 0.106 | 0.085 to 0.115 | 99.1 | 70 to 130 | 3.70 | 20 |
| BA05421 | Lead, Total | mg/L | 0.00000068 | 0.0001474 | 0.10 | 0.0981 | 0.102 | 0.1000 | 0.085 to 0.115 | 98.1 | 70 to 130 | 3.90 | 20 |
| BA05421 | Barium, Total | mg/L | 0.00000739 | 0.0002 | 0.10 | 0.287 | 0.290 | 0.0928 | 0.085 to 0.115 | 92.0 | 70 to 130 | 1.04 | 20 |
| BA05421 | Boron, Total | mg/L | 0.00324 | 0.0650254 | 1.00 | 1.05 | 1.06 | 0.990 | 0.85 to 1.15 | 101 | 70 to 130 | 0.948 | 20 |
| BA05421 | Lithium, Total | mg/L | 0.0000545 | 0.0154 | 0.20 | 0.240 | 0.240 | 0.196 | 0.17 to 0.23 | 105 | 70 to 130 | 0.00 | 20 |
| BA05421 | Antimony, Total | mg/L | 0.000104 | 0.00066 | 0.10 | 0.0992 | 0.100 | 0.0938 | 0.085 to 0.115 | 97.0 | 70 to 130 | 0.803 | 20 |
| BA05421 | Thallium, Total | mg/L | -0.00000422 | 0.0001474 | 0.10 | 0.102 | 0.102 | 0.0992 | 0.085 to 0.115 | 102 | 70 to 130 | 0.00 | 20 |
| BA05421 | Cadmium, Total | mg/L | -0.00000022 | 0.0001474 | 0.10 | 0.0933 | 0.0992 | 0.101 | 0.085 to 0.115 | 93.3 | 70 to 130 | 6.13 | 20 |
| BA05421 | Selenium, Total | mg/L | 0.0000250 | 0.00066 | 0.10 | 0.0990 | 0.101 | 0.106 | 0.085 to 0.115 | 99.0 | 70 to 130 | 2.00 | 20 |
| BA05421 | Calcium, Total | mg/L | -0.0152 | 0.1518 | 5.00 | 49.1 | 49.3 | 5.04 | 4.25 to 5.75 | 102 | 70 to 130 | 0.407 | 20 |
| BA05421 | Cobalt, Total | mg/L | 0.00000321 | 0.0001474 | 0.10 | 0.0926 | 0.0972 | 0.0995 | 0.085 to 0.115 | 92.6 | 70 to 130 | 4.85 | 20 |
| BA05421 | Molybdenum, Total | mg/L | 0.0000144 | 0.0001474 | 0.10 | 0.101 | 0.104 | 0.0978 | 0.085 to 0.115 | 96.6 | 70 to 130 | 2.93 | 20 |
| BA05421 | Beryllium, Total | mg/L | 0.0000213 | 0.00088 | 0.10 | 0.0881 | 0.0923 | 0.0891 | 0.085 to 0.115 | 88.1 | 70 to 130 | 4.66 | 20 |
| BA05421 | Chromium, Total | mg/L | 0.000204 | 0.00044 | 0.10 | 0.0960 | 0.102 | 0.102 | 0.085 to 0.115 | 96.0 | 70 to 130 | 6.06 | 20 |
| BA05421 | Mercury, Total by CVAA | mg/L | 0.0000180 | 0.0005 | 0.004 | 0.00368 | 0.00369 | 0.00380 | 0.0034 to 0.0046 | 92.0 | 70 to 130 | 0.271 | 20 |

**Comments:**

Alabama Power
General Test Laboratory
744 County Road 87, GSC #8
Calera, AL 35040

Alabama Power

# Batch QC Summary

**Customer Account:** WMWGORAP
**Sample Date:** 3/17/20 13:53
**Customer ID:**
**Delivery Date:** 3/19/20 10:59

**Description:** Gorgas Ash Pond - MW-23H

**Laboratory ID Number:** BA05415

| Sample | Analysis | Units | MB | MB Limit | Spike | MS | Sample Duplicate | Standard | Standard Limit | Rec | Rec Limit | Prec | Prec Limit |
|---|---|---|---|---|---|---|---|---|---|---|---|---|---|
| BA05419 | Solids, Dissolved | mg/L | 0.0000 | 25 | | | 247 | 52.0 | 40 to 60 | | | 0.604 | 5 |
| BA05420 | Sulfate | mg/L | -0.470 | 0.50 | 20.0 | 22.8 | 4.81 | 18.9 | 18 to 22 | 89.7 | 80 to 120 | 1.03 | 20 |
| BA05420 | Chloride | mg/L | -0.0758 | 0.50 | 10.0 | 13.9 | 4.39 | 10.4 | 9 to 11 | 95.5 | 80 to 120 | 0.915 | 20 |
| BA05420 | Fluoride | mg/L | 0.0224 | 0.05 | 2.50 | 2.76 | 0.114 | 2.63 | 2.25 to 2.75 | 106 | 80 to 120 | 5.41 | 20 |

**Comments:**

Alabama Power
General Test Laboratory
744 County Road 87, GSC #8
Calera, AL 35040

# Certificate Of Analysis

Alabama Power

**Description:** Gorgas Ash Pond - MW-7

**Location Code:** WMWGORAP
**Collected:** 3/17/20 17:07
**Customer ID:**
**Submittal Date:** 3/19/20 10:59

**Laboratory ID Number:** BA05416

| Name | Prepared | Analyzed | Vio Spec | DF | Results | Units | MDL | RL | Q |
|---|---|---|---|---|---|---|---|---|---|
| ***Analytical Method: EPA 200.7*** | ***Analyst: RDA*** | | | | ***Preparation Method: EPA 1638*** | | | | |
| * Boron, Total | 3/30/20 13:30 | 3/31/20 10:56 | | 1.015 | 1.58 | mg/L | 0.03 | 0.1 | |
| * Calcium, Total | 3/30/20 13:30 | 3/31/20 10:56 | | 1.015 | 13.5 | mg/L | 0.1 | 0.5 | |
| * Lithium, Total | 3/30/20 13:30 | 3/31/20 10:56 | | 1.015 | 0.161 | mg/L | 0.01 | 0.02 | |
| ***Analytical Method: EPA 200.8*** | ***Analyst: DLJ*** | | | | ***Preparation Method: EPA 1638*** | | | | |
| * Antimony, Total | 3/26/20 13:06 | 3/27/20 10:59 | | 1.015 | Not Detected | mg/L | 0.0008 | 0.003 | U |
| * Arsenic, Total | 3/26/20 13:06 | 3/27/20 10:59 | | 1.015 | 0.285 | mg/L | 0.001 | 0.005 | |
| * Barium, Total | 3/26/20 13:06 | 3/27/20 10:59 | | 1.015 | 0.174 | mg/L | 0.002 | 0.01 | |
| * Beryllium, Total | 3/26/20 13:06 | 3/27/20 10:59 | | 1.015 | Not Detected | mg/L | 0.0006 | 0.003 | U |
| * Cadmium, Total | 3/26/20 13:06 | 3/27/20 10:59 | | 1.015 | Not Detected | mg/L | 0.0003 | 0.001 | U |
| * Chromium, Total | 3/26/20 13:06 | 3/27/20 10:59 | | 1.015 | 0.00760 | mg/L | 0.002 | 0.01 | J |
| * Cobalt, Total | 3/26/20 13:06 | 3/27/20 10:59 | | 1.015 | 0.00476 | mg/L | 0.002 | 0.005 | J |
| * Lead, Total | 3/26/20 13:06 | 3/27/20 10:59 | | 1.015 | 0.00386 | mg/L | 0.001 | 0.005 | J |
| * Molybdenum, Total | 3/26/20 13:06 | 3/27/20 10:59 | | 1.015 | 0.193 | mg/L | 0.002 | 0.01 | |
| * Selenium, Total | 3/26/20 13:06 | 3/27/20 10:59 | | 1.015 | Not Detected | mg/L | 0.002 | 0.01 | U |
| * Thallium, Total | 3/26/20 13:06 | 3/27/20 10:59 | | 1.015 | Not Detected | mg/L | 0.0002 | 0.001 | U |
| ***Analytical Method: EPA 245.1*** | ***Analyst: ABB*** | | | | | | | | |
| * Mercury, Total by CVAA | 3/23/20 08:34 | 3/24/20 10:45 | | 1 | Not Detected | mg/L | 0.0003 | 0.0005 | U |
| ***Analytical Method: SM 2540C*** | ***Analyst: TJW*** | | | | | | | | |
| * Solids, Dissolved | 3/19/20 17:25 | 3/20/20 15:00 | | 1 | 334 | mg/L | | 25 | |
| ***Analytical Method: SM4500Cl E*** | ***Analyst: JCC*** | | | | | | | | |
| * Chloride | 3/20/20 16:55 | 3/20/20 16:55 | | 1 | 6.65 | mg/L | 0.50 | 1 | |
| ***Analytical Method: SM4500F G 2017*** | ***Analyst: JCC*** | | | | | | | | |
| * Fluoride | 3/20/20 12:49 | 3/20/20 12:49 | | 1 | 0.107 | mg/L | 0.06 | 0.1 | |
| ***Analytical Method: SM4500SO4 E*** | ***Analyst: JCC*** | | | | | | | | |
| * Sulfate | 3/20/20 11:20 | 3/20/20 11:20 | | 10 | 149 | mg/L | 5.00 | 10 | |
| ***Analytical Method: Field Measurements*** | ***Analyst: TJD*** | | | | | | | | |
| Conductivity | 3/17/20 17:04 | 3/17/20 17:04 | | | 524.28 | uS/cm | | | FA |
| pH | 3/17/20 17:04 | 3/17/20 17:04 | | | 7.72 | SU | | | FA |
| Temperature | 3/17/20 17:04 | 3/17/20 17:04 | | | 16.89 | C | | | FA |
| Turbidity | 3/17/20 17:04 | 3/17/20 17:04 | | | 48.91 | NTU | | | FA |

MDL's and RL's are adjusted for sample dilution, as applicable

**Comments:**

Reported: 4/14/2020
Version: 3.1
COA_CCR

Alabama Power
General Test Laboratory
744 County Road 87, GSC #8
Calera, AL 35040

# Batch QC Summary

Alabama Power

**Customer Account:** WMWGORAP
**Sample Date:** 3/17/20 17:07
**Customer ID:**
**Delivery Date:** 3/19/20 10:59

**Description**: Gorgas Ash Pond - MW-7

**Laboratory ID Number:** BA05416

| Sample | Analysis | Units | MB | MB Limit | Spike | MS | MSD | Standard | Standard Limit | Rec | Rec Limit | Prec | Prec Limit |
|---|---|---|---|---|---|---|---|---|---|---|---|---|---|
| BA05421 | Arsenic, Total | mg/L | 0.00000233 | 0.0001474 | 0.10 | 0.106 | 0.110 | 0.106 | 0.085 to 0.115 | 99.1 | 70 to 130 | 3.70 | 20 |
| BA05421 | Lead, Total | mg/L | 0.00000068 | 0.0001474 | 0.10 | 0.0981 | 0.102 | 0.1000 | 0.085 to 0.115 | 98.1 | 70 to 130 | 3.90 | 20 |
| BA05421 | Barium, Total | mg/L | 0.00000739 | 0.0002 | 0.10 | 0.287 | 0.290 | 0.0928 | 0.085 to 0.115 | 92.0 | 70 to 130 | 1.04 | 20 |
| BA05421 | Beryllium, Total | mg/L | 0.0000213 | 0.00088 | 0.10 | 0.0881 | 0.0923 | 0.0891 | 0.085 to 0.115 | 88.1 | 70 to 130 | 4.66 | 20 |
| BA05421 | Chromium, Total | mg/L | 0.000204 | 0.00044 | 0.10 | 0.0960 | 0.102 | 0.102 | 0.085 to 0.115 | 96.0 | 70 to 130 | 6.06 | 20 |
| BA05421 | Mercury, Total by CVAA | mg/L | 0.0000180 | 0.0005 | 0.004 | 0.00368 | 0.00369 | 0.00380 | 0.0034 to 0.0046 | 92.0 | 70 to 130 | 0.271 | 20 |
| BA05421 | Cadmium, Total | mg/L | -0.00000022 | 0.0001474 | 0.10 | 0.0933 | 0.0992 | 0.101 | 0.085 to 0.115 | 93.3 | 70 to 130 | 6.13 | 20 |
| BA05421 | Selenium, Total | mg/L | 0.0000250 | 0.00066 | 0.10 | 0.0990 | 0.101 | 0.106 | 0.085 to 0.115 | 99.0 | 70 to 130 | 2.00 | 20 |
| BA05421 | Boron, Total | mg/L | 0.00324 | 0.0650254 | 1.00 | 1.05 | 1.06 | 0.990 | 0.85 to 1.15 | 101 | 70 to 130 | 0.948 | 20 |
| BA05421 | Lithium, Total | mg/L | 0.0000545 | 0.0154 | 0.20 | 0.240 | 0.240 | 0.196 | 0.17 to 0.23 | 105 | 70 to 130 | 0.00 | 20 |
| BA05421 | Antimony, Total | mg/L | 0.000104 | 0.00066 | 0.10 | 0.0992 | 0.100 | 0.0938 | 0.085 to 0.115 | 97.0 | 70 to 130 | 0.803 | 20 |
| BA05421 | Thallium, Total | mg/L | -0.00000422 | 0.0001474 | 0.10 | 0.102 | 0.102 | 0.0992 | 0.085 to 0.115 | 102 | 70 to 130 | 0.00 | 20 |
| BA05421 | Calcium, Total | mg/L | -0.0152 | 0.1518 | 5.00 | 49.1 | 49.3 | 5.04 | 4.25 to 5.75 | 102 | 70 to 130 | 0.407 | 20 |
| BA05421 | Cobalt, Total | mg/L | 0.00000321 | 0.0001474 | 0.10 | 0.0926 | 0.0972 | 0.0995 | 0.085 to 0.115 | 92.6 | 70 to 130 | 4.85 | 20 |
| BA05421 | Molybdenum, Total | mg/L | 0.0000144 | 0.0001474 | 0.10 | 0.101 | 0.104 | 0.0978 | 0.085 to 0.115 | 96.6 | 70 to 130 | 2.93 | 20 |

**Comments:**

Alabama Power
General Test Laboratory
744 County Road 87, GSC #8
Calera, AL 35040

Alabama Power

# Batch QC Summary

**Customer Account:** WMWGORAP
**Sample Date:** 3/17/20 17:07
**Customer ID:**
**Delivery Date:** 3/19/20 10:59

**Description:** Gorgas Ash Pond - MW-7

**Laboratory ID Number:** BA05416

| Sample | Analysis | Units | MB | MB Limit | Spike | MS | Sample Duplicate | Standard | Standard Limit | Rec | Rec Limit | Prec | Prec Limit |
|---|---|---|---|---|---|---|---|---|---|---|---|---|---|
| BA05419 | Solids, Dissolved | mg/L | 0.0000 | 25 | | | 247 | 52.0 | 40 to 60 | | | 0.604 | 5 |
| BA05420 | Sulfate | mg/L | -0.470 | 0.50 | 20.0 | 22.8 | 4.81 | 18.9 | 18 to 22 | 89.7 | 80 to 120 | 1.03 | 20 |
| BA05420 | Chloride | mg/L | -0.0758 | 0.50 | 10.0 | 13.9 | 4.39 | 10.4 | 9 to 11 | 95.5 | 80 to 120 | 0.915 | 20 |
| BA05420 | Fluoride | mg/L | 0.0224 | 0.05 | 2.50 | 2.76 | 0.114 | 2.63 | 2.25 to 2.75 | 106 | 80 to 120 | 5.41 | 20 |

**Comments:**

Alabama Power
General Test Laboratory
744 County Road 87, GSC #8
Calera, AL 35040

# Certificate Of Analysis

Alabama Power

**Description:** Gorgas Ash Pond - MW-7 DIS

**Location Code:** WMWGORAP
**Collected:** 3/17/20 17:07
**Customer ID:**
**Submittal Date:** 3/19/20 10:59

**Laboratory ID Number:** BA05417

| Name | Prepared | Analyzed | Vio Spec | DF | Results | Units | MDL | RL | Q |
|---|---|---|---|---|---|---|---|---|---|
| ***Analytical Method: EPA 200.7*** | ***Analyst: RDA*** | | | | | | | | |
| * Boron, Dissolved | 3/30/20 11:30 | 3/31/20 09:30 | | 1.015 | 1.60 | mg/L | 0.03 | 0.1 | |
| * Calcium, Dissolved | 3/30/20 11:30 | 3/31/20 09:30 | | 1.015 | 12.8 | mg/L | 0.1 | 0.5 | |
| * Lithium, Dissolved | 3/30/20 11:30 | 3/31/20 09:30 | | 1.015 | 0.155 | mg/L | 0.01 | 0.02 | |
| ***Analytical Method: EPA 200.8*** | ***Analyst: DLJ*** | | | | | | | | |
| * Antimony, Dissolved | 3/26/20 12:41 | 3/27/20 13:49 | | 1.015 | Not Detected | mg/L | 0.0008 | 0.003 | U |
| * Arsenic, Dissolved | 3/26/20 12:41 | 3/27/20 13:49 | | 1.015 | 0.229 | mg/L | 0.001 | 0.005 | |
| * Barium, Dissolved | 3/26/20 12:41 | 3/27/20 13:49 | | 1.015 | 0.0578 | mg/L | 0.002 | 0.01 | |
| * Beryllium, Dissolved | 3/26/20 12:41 | 3/27/20 13:49 | | 1.015 | Not Detected | mg/L | 0.0006 | 0.003 | U |
| * Cadmium, Dissolved | 3/26/20 12:41 | 3/27/20 13:49 | | 1.015 | Not Detected | mg/L | 0.0003 | 0.001 | U |
| * Chromium, Dissolved | 3/26/20 12:41 | 3/27/20 13:49 | | 1.015 | Not Detected | mg/L | 0.002 | 0.01 | U |
| * Cobalt, Dissolved | 3/26/20 12:41 | 3/27/20 13:49 | | 1.015 | Not Detected | mg/L | 0.002 | 0.005 | U |
| * Lead, Dissolved | 3/26/20 12:41 | 3/27/20 13:49 | | 1.015 | Not Detected | mg/L | 0.001 | 0.005 | U |
| * Molybdenum, Dissolved | 3/26/20 12:41 | 3/27/20 13:49 | | 1.015 | 0.182 | mg/L | 0.002 | 0.01 | |
| * Selenium, Dissolved | 3/26/20 12:41 | 3/27/20 13:49 | | 1.015 | Not Detected | mg/L | 0.002 | 0.01 | U |
| * Thallium, Dissolved | 3/26/20 12:41 | 3/27/20 13:49 | | 1.015 | Not Detected | mg/L | 0.0002 | 0.001 | U |
| ***Analytical Method: EPA 245.1*** | ***Analyst: ABB*** | | | | | | | | |
| * Mercury, Dissolved by CVAA | 3/23/20 08:34 | 3/24/20 11:32 | | 1 | Not Detected | mg/L | 0.0003 | 0.0005 | U |
| ***Analytical Method: SM 2540C*** | ***Analyst: TJW*** | | | | | | | | |
| * Solids, Dissolved | 3/19/20 17:25 | 3/20/20 15:00 | | 1 | 328 | mg/L | | 25 | |
| ***Analytical Method: SM4500Cl E*** | ***Analyst: JCC*** | | | | | | | | |
| * Chloride | 3/20/20 16:56 | 3/20/20 16:56 | | 1 | 6.99 | mg/L | 0.50 | 1 | |
| ***Analytical Method: SM4500F G 2017*** | ***Analyst: JCC*** | | | | | | | | |
| * Fluoride | 3/20/20 12:50 | 3/20/20 12:50 | | 1 | 0.107 | mg/L | 0.06 | 0.1 | |
| ***Analytical Method: SM4500SO4 E*** | ***Analyst: JCC*** | | | | | | | | |
| * Sulfate | 3/20/20 11:21 | 3/20/20 11:21 | | 10 | 141 | mg/L | 5.00 | 10 | |
| ***Analytical Method: Field Measurements*** | ***Analyst: TJD*** | | | | | | | | |
| Conductivity | 3/17/20 17:04 | 3/17/20 17:04 | | | 524.28 | uS/cm | | | FA |
| pH | 3/17/20 17:04 | 3/17/20 17:04 | | | 7.72 | SU | | | FA |
| Temperature | 3/17/20 17:04 | 3/17/20 17:04 | | | 16.89 | C | | | FA |
| Turbidity | 3/17/20 17:04 | 3/17/20 17:04 | | | 48.91 | NTU | | | FA |

MDL's and RL's are adjusted for sample dilution, as applicable

**Comments:** The client submitted filtered samples for dissolved analysis, but no MB or LCS were submitted. Therefore, dissolved data is qualified.
LBM 4/13/2020

Reported: 4/14/2020
Version: 3.1
COA_CCR

Alabama Power
General Test Laboratory
744 County Road 87, GSC #8
Calera, AL 35040

# Batch QC Summary

Alabama Power

**Customer Account:** WMWGORAP
**Sample Date:** 3/17/20 17:07
**Customer ID:**
**Delivery Date:** 3/19/20 10:59

**Description**: Gorgas Ash Pond - MW-7 DIS

**Laboratory ID Number:** BA05417

| Sample | Analysis | Units | MB | MB Limit | Spike | MS | MSD | Standard | Standard Limit | Rec | Rec Limit | Prec | Prec Limit |
|---|---|---|---|---|---|---|---|---|---|---|---|---|---|
| BA05871 | Molybdenum, Dissolved | mg/L | 0.00000193 | 0.0001474 | 0.10 | 0.0973 | 0.0971 | 0.0989 | 0.085 to 0.115 | 97.3 | 70 to 130 | 0.206 | 20 |
| BA05871 | Lithium, Dissolved | mg/L | 0.0000749 | 0.0154 | 0.20 | 0.311 | 0.314 | 0.197 | 0.17 to 0.23 | 109 | 70 to 130 | 0.960 | 20 |
| BA05871 | Beryllium, Dissolved | mg/L | 0.0000303 | 0.00088 | 0.10 | 0.0923 | 0.0914 | 0.0918 | 0.085 to 0.115 | 92.3 | 70 to 130 | 0.980 | 20 |
| BA05871 | Thallium, Dissolved | mg/L | -0.00000316 | 0.0001474 | 0.10 | 0.100 | 0.0998 | 0.102 | 0.085 to 0.115 | 100 | 70 to 130 | 0.200 | 20 |
| BA05871 | Calcium, Dissolved | mg/L | -0.0187 | 0.1518 | 5.00 | 33.0 | 33.1 | 5.11 | 4.25 to 5.75 | 102 | 70 to 130 | 0.303 | 20 |
| BA05871 | Cobalt, Dissolved | mg/L | -0.00000152 | 0.0001474 | 0.10 | 0.0948 | 0.0961 | 0.1000 | 0.085 to 0.115 | 94.8 | 70 to 130 | 1.36 | 20 |
| BA05871 | Boron, Dissolved | mg/L | 0.00203 | 0.0650254 | 1.00 | 1.04 | 1.06 | 1.01 | 0.85 to 1.15 | 104 | 70 to 130 | 1.90 | 20 |
| BA05871 | Lead, Dissolved | mg/L | 0.00000458 | 0.0001474 | 0.10 | 0.0981 | 0.0984 | 0.0998 | 0.085 to 0.115 | 98.1 | 70 to 130 | 0.305 | 20 |
| BA05871 | Cadmium, Dissolved | mg/L | 0.0000112 | 0.0001474 | 0.10 | 0.0959 | 0.0981 | 0.0992 | 0.085 to 0.115 | 95.9 | 70 to 130 | 2.27 | 20 |
| BA05871 | Chromium, Dissolved | mg/L | -0.00000597 | 0.00044 | 0.10 | 0.0985 | 0.0991 | 0.102 | 0.085 to 0.115 | 98.5 | 70 to 130 | 0.607 | 20 |
| BA05871 | Antimony, Dissolved | mg/L | 0.000215 | 0.00066 | 0.10 | 0.0911 | 0.0919 | 0.0907 | 0.085 to 0.115 | 91.1 | 70 to 130 | 0.874 | 20 |
| BA05871 | Selenium, Dissolved | mg/L | 0.0000619 | 0.00066 | 0.10 | 0.101 | 0.103 | 0.102 | 0.085 to 0.115 | 101 | 70 to 130 | 1.96 | 20 |
| BA05417 | Mercury, Dissolved by | mg/L | 0.0000195 | 0.0005 | 0.004 | 0.00361 | 0.00360 | 0.00376 | 0.0034 to 0.0046 | 90.2 | 70 to 130 | 0.277 | 20 |
| BA05871 | Arsenic, Dissolved | mg/L | -0.00000717 | 0.0001474 | 0.10 | 0.102 | 0.104 | 0.103 | 0.085 to 0.115 | 102 | 70 to 130 | 1.94 | 20 |
| BA05871 | Barium, Dissolved | mg/L | 0.0000512 | 0.0002 | 0.10 | 0.883 | 0.889 | 0.0932 | 0.085 to 0.115 | 86.0 | 70 to 130 | 0.677 | 20 |

**Comments:** The client submitted filtered samples for dissolved analysis, but no MB or LCS were submitted. Therefore, dissolved data is qualified.
LBM 4/13/2020

Reported: 4/14/2020
Version: 3.1
COA_CCR

Alabama Power
General Test Laboratory
744 County Road 87, GSC #8
Calera, AL 35040

Alabama Power

# Batch QC Summary

**Customer Account:** WMWGORAP
**Sample Date:** 3/17/20 17:07
**Customer ID:**
**Delivery Date:** 3/19/20 10:59

**Description:** Gorgas Ash Pond - MW-7 DIS

**Laboratory ID Number:** BA05417

| Sample | Analysis | Units | MB | MB Limit | Spike | MS | Sample Duplicate | Standard | Standard Limit | Rec | Rec Limit | Prec | Prec Limit |
|---|---|---|---|---|---|---|---|---|---|---|---|---|---|
| BA05419 | Solids, Dissolved | mg/L | 0.0000 | 25 | | | 247 | 52.0 | 40 to 60 | | | 0.604 | 5 |
| BA05420 | Sulfate | mg/L | -0.470 | 0.50 | 20.0 | 22.8 | 4.81 | 18.9 | 18 to 22 | 89.7 | 80 to 120 | 1.03 | 20 |
| BA05420 | Chloride | mg/L | -0.0758 | 0.50 | 10.0 | 13.9 | 4.39 | 10.4 | 9 to 11 | 95.5 | 80 to 120 | 0.915 | 20 |
| BA05420 | Fluoride | mg/L | 0.0224 | 0.05 | 2.50 | 2.76 | 0.114 | 2.63 | 2.25 to 2.75 | 106 | 80 to 120 | 5.41 | 20 |

**Comments:** The client submitted filtered samples for dissolved analysis, but no MB or LCS were submitted. Therefore, dissolved data is qualified.
LBM 4/13/2020

Reported: 4/14/2020
Version: 3.1
COA_CCR

Alabama Power
General Test Laboratory
744 County Road 87, GSC #8
Calera, AL 35040

# *Certificate Of Analysis*

Alabama Power

**Description:** Gorgas Ash Pond - MW-41HD

**Location Code:** WMWGORAP
**Collected:** 3/18/20 09:40
**Customer ID:**
**Submittal Date:** 3/19/20 10:59

**Laboratory ID Number:** BA05418

| Name | Prepared | Analyzed | Vio Spec | DF | Results | Units | MDL | RL | Q |
|---|---|---|---|---|---|---|---|---|---|
| ***Analytical Method: EPA 200.7*** | ***Analyst: RDA*** | | | | ***Preparation Method: EPA 1638*** | | | | |
| * Boron, Total | 3/30/20 13:30 | 3/31/20 10:59 | | 1.015 | 1.45 | mg/L | 0.03 | 0.1 | |
| * Calcium, Total | 3/30/20 13:30 | 3/31/20 11:49 | | 10.15 | 56.6 | mg/L | 1.015 | 5.075 | |
| * Lithium, Total | 3/30/20 13:30 | 3/31/20 10:59 | | 1.015 | 0.311 | mg/L | 0.01 | 0.02 | |
| ***Analytical Method: EPA 200.8*** | ***Analyst: DLJ*** | | | | ***Preparation Method: EPA 1638*** | | | | |
| * Antimony, Total | 3/26/20 13:06 | 3/27/20 11:01 | | 1.015 | Not Detected | mg/L | 0.0008 | 0.003 | U |
| * Arsenic, Total | 3/26/20 13:06 | 3/27/20 11:01 | | 1.015 | Not Detected | mg/L | 0.001 | 0.005 | U |
| * Barium, Total | 3/26/20 13:06 | 3/27/20 11:01 | | 1.015 | 0.0393 | mg/L | 0.002 | 0.01 | |
| * Beryllium, Total | 3/26/20 13:06 | 3/27/20 11:01 | | 1.015 | Not Detected | mg/L | 0.0006 | 0.003 | U |
| * Cadmium, Total | 3/26/20 13:06 | 3/27/20 11:01 | | 1.015 | Not Detected | mg/L | 0.0003 | 0.001 | U |
| * Chromium, Total | 3/26/20 13:06 | 3/27/20 11:01 | | 1.015 | Not Detected | mg/L | 0.002 | 0.01 | U |
| * Cobalt, Total | 3/26/20 13:06 | 3/27/20 11:01 | | 1.015 | Not Detected | mg/L | 0.002 | 0.005 | U |
| * Lead, Total | 3/26/20 13:06 | 3/27/20 11:01 | | 1.015 | Not Detected | mg/L | 0.001 | 0.005 | U |
| * Molybdenum, Total | 3/26/20 13:06 | 3/27/20 11:01 | | 1.015 | 0.0158 | mg/L | 0.002 | 0.01 | |
| * Selenium, Total | 3/26/20 13:06 | 3/27/20 11:01 | | 1.015 | Not Detected | mg/L | 0.002 | 0.01 | U |
| * Thallium, Total | 3/26/20 13:06 | 3/27/20 11:01 | | 1.015 | Not Detected | mg/L | 0.0002 | 0.001 | U |
| ***Analytical Method: EPA 245.1*** | ***Analyst: ABB*** | | | | | | | | |
| * Mercury, Total by CVAA | 3/23/20 08:34 | 3/24/20 10:47 | | 1 | Not Detected | mg/L | 0.0003 | 0.0005 | U |
| ***Analytical Method: SM 2540C*** | ***Analyst: TJW*** | | | | | | | | |
| * Solids, Dissolved | 3/19/20 17:25 | 3/20/20 15:00 | | 1 | 309 | mg/L | | 25 | |
| ***Analytical Method: SM4500Cl E*** | ***Analyst: JCC*** | | | | | | | | |
| * Chloride | 3/20/20 16:57 | 3/20/20 16:57 | | 1 | 6.02 | mg/L | 0.50 | 1 | |
| ***Analytical Method: SM4500F G 2017*** | ***Analyst: JCC*** | | | | | | | | |
| * Fluoride | 3/20/20 12:51 | 3/20/20 12:51 | | 1 | 0.165 | mg/L | 0.06 | 0.1 | |
| ***Analytical Method: SM4500SO4 E*** | ***Analyst: JCC*** | | | | | | | | |
| * Sulfate | 3/20/20 11:23 | 3/20/20 11:23 | | 8 | 122 | mg/L | 4.00 | 8 | |
| ***Analytical Method: Field Measurements*** | ***Analyst: TJD*** | | | | | | | | |
| Conductivity | 3/18/20 09:36 | 3/18/20 09:36 | | | 476.11 | uS/cm | | | FA |
| pH | 3/18/20 09:36 | 3/18/20 09:36 | | | 7.20 | SU | | | FA |
| Temperature | 3/18/20 09:36 | 3/18/20 09:36 | | | 16.15 | C | | | FA |
| Turbidity | 3/18/20 09:36 | 3/18/20 09:36 | | | 2.45 | NTU | | | FA |

MDL's and RL's are adjusted for sample dilution, as applicable

**Comments:**

Reported: 4/14/2020
Version: 3.1
COA_CCR

Alabama Power
General Test Laboratory
744 County Road 87, GSC #8
Calera, AL 35040

# Batch QC Summary

Alabama Power

**Customer Account:** WMWGORAP
**Sample Date:** 3/18/20 09:40
**Customer ID:**
**Delivery Date:** 3/19/20 10:59

**Description**:Gorgas Ash Pond - MW-41HD

**Laboratory ID Number:** BA05418

| Sample | Analysis | Units | MB | MB Limit | Spike | MS | MSD | Standard | Standard Limit | Rec | Rec Limit | Prec | Prec Limit |
|---|---|---|---|---|---|---|---|---|---|---|---|---|---|
| BA05421 | Arsenic, Total | mg/L | 0.00000233 | 0.0001474 | 0.10 | 0.106 | 0.110 | 0.106 | 0.085 to 0.115 | 99.1 | 70 to 130 | 3.70 | 20 |
| BA05421 | Barium, Total | mg/L | 0.00000739 | 0.0002 | 0.10 | 0.287 | 0.290 | 0.0928 | 0.085 to 0.115 | 92.0 | 70 to 130 | 1.04 | 20 |
| BA05421 | Lead, Total | mg/L | 0.00000068 | 0.0001474 | 0.10 | 0.0981 | 0.102 | 0.1000 | 0.085 to 0.115 | 98.1 | 70 to 130 | 3.90 | 20 |
| BA05421 | Cadmium, Total | mg/L | -0.00000022 | 0.0001474 | 0.10 | 0.0933 | 0.0992 | 0.101 | 0.085 to 0.115 | 93.3 | 70 to 130 | 6.13 | 20 |
| BA05421 | Selenium, Total | mg/L | 0.0000250 | 0.00066 | 0.10 | 0.0990 | 0.101 | 0.106 | 0.085 to 0.115 | 99.0 | 70 to 130 | 2.00 | 20 |
| BA05421 | Beryllium, Total | mg/L | 0.0000213 | 0.00088 | 0.10 | 0.0881 | 0.0923 | 0.0891 | 0.085 to 0.115 | 88.1 | 70 to 130 | 4.66 | 20 |
| BA05421 | Chromium, Total | mg/L | 0.000204 | 0.00044 | 0.10 | 0.0960 | 0.102 | 0.102 | 0.085 to 0.115 | 96.0 | 70 to 130 | 6.06 | 20 |
| BA05421 | Mercury, Total by CVAA | mg/L | 0.0000180 | 0.0005 | 0.004 | 0.00368 | 0.00369 | 0.00380 | 0.0034 to 0.0046 | 92.0 | 70 to 130 | 0.271 | 20 |
| BA05421 | Boron, Total | mg/L | 0.00324 | 0.0650254 | 1.00 | 1.05 | 1.06 | 0.990 | 0.85 to 1.15 | 101 | 70 to 130 | 0.948 | 20 |
| BA05421 | Lithium, Total | mg/L | 0.0000545 | 0.0154 | 0.20 | 0.240 | 0.240 | 0.196 | 0.17 to 0.23 | 105 | 70 to 130 | 0.00 | 20 |
| BA05421 | Antimony, Total | mg/L | 0.000104 | 0.00066 | 0.10 | 0.0992 | 0.100 | 0.0938 | 0.085 to 0.115 | 97.0 | 70 to 130 | 0.803 | 20 |
| BA05421 | Thallium, Total | mg/L | -0.00000422 | 0.0001474 | 0.10 | 0.102 | 0.102 | 0.0992 | 0.085 to 0.115 | 102 | 70 to 130 | 0.00 | 20 |
| BA05421 | Calcium, Total | mg/L | -0.0152 | 0.1518 | 5.00 | 49.1 | 49.3 | 5.04 | 4.25 to 5.75 | 102 | 70 to 130 | 0.407 | 20 |
| BA05421 | Cobalt, Total | mg/L | 0.00000321 | 0.0001474 | 0.10 | 0.0926 | 0.0972 | 0.0995 | 0.085 to 0.115 | 92.6 | 70 to 130 | 4.85 | 20 |
| BA05421 | Molybdenum, Total | mg/L | 0.0000144 | 0.0001474 | 0.10 | 0.101 | 0.104 | 0.0978 | 0.085 to 0.115 | 96.6 | 70 to 130 | 2.93 | 20 |

**Comments:**

Reported: 4/14/2020
Version: 3.1
COA_CCR

Alabama Power
General Test Laboratory
744 County Road 87, GSC #8
Calera, AL 35040

Alabama Power

# Batch QC Summary

**Customer Account:** WMWGORAP
**Sample Date:** 3/18/20 09:40
**Customer ID:**
**Delivery Date:** 3/19/20 10:59

**Description:** Gorgas Ash Pond - MW-41HD

**Laboratory ID Number:** BA05418

| Sample | Analysis | Units | MB | MB Limit | Spike | MS | Sample Duplicate | Standard | Standard Limit | Rec | Rec Limit | Prec | Prec Limit |
|---|---|---|---|---|---|---|---|---|---|---|---|---|---|
| BA05419 | Solids, Dissolved | mg/L | 0.0000 | 25 | | | 247 | 52.0 | 40 to 60 | | | 0.604 | 5 |
| BA05420 | Chloride | mg/L | -0.0758 | 0.50 | 10.0 | 13.9 | 4.39 | 10.4 | 9 to 11 | 95.5 | 80 to 120 | 0.915 | 20 |
| BA05420 | Sulfate | mg/L | -0.470 | 0.50 | 20.0 | 22.8 | 4.81 | 18.9 | 18 to 22 | 89.7 | 80 to 120 | 1.03 | 20 |
| BA05420 | Fluoride | mg/L | 0.0224 | 0.05 | 2.50 | 2.76 | 0.114 | 2.63 | 2.25 to 2.75 | 106 | 80 to 120 | 5.41 | 20 |

**Comments:**

Alabama Power
General Test Laboratory
744 County Road 87, GSC #8
Calera, AL 35040

# Certificate Of Analysis

Alabama Power

**Description:** Gorgas Ash Pond - MW-24H

**Location Code:** WMWGORAP
**Collected:** 3/18/20 10:35
**Customer ID:**
**Submittal Date:** 3/19/20 10:59

**Laboratory ID Number:** BA05419

| Name | Prepared | Analyzed | Vio Spec | DF | Results | Units | MDL | RL | Q |
|---|---|---|---|---|---|---|---|---|---|
| ***Analytical Method: EPA 200.7*** | ***Analyst: RDA*** | | | | ***Preparation Method: EPA 1638*** | | | | |
| * Boron, Total | 3/30/20 13:30 | 3/31/20 11:02 | | 1.015 | 0.0811 | mg/L | 0.03 | 0.1 | J |
| * Calcium, Total | 3/30/20 13:30 | 3/31/20 11:51 | | 10.15 | 44.0 | mg/L | 1.015 | 5.075 | |
| * Lithium, Total | 3/30/20 13:30 | 3/31/20 11:02 | | 1.015 | 0.0264 | mg/L | 0.01 | 0.02 | |
| ***Analytical Method: EPA 200.8*** | ***Analyst: DLJ*** | | | | ***Preparation Method: EPA 1638*** | | | | |
| * Antimony, Total | 3/26/20 13:06 | 3/27/20 11:04 | | 1.015 | Not Detected | mg/L | 0.0008 | 0.003 | U |
| * Arsenic, Total | 3/26/20 13:06 | 3/27/20 11:04 | | 1.015 | Not Detected | mg/L | 0.001 | 0.005 | U |
| * Barium, Total | 3/26/20 13:06 | 3/27/20 11:04 | | 1.015 | 0.964 | mg/L | 0.002 | 0.01 | |
| * Beryllium, Total | 3/26/20 13:06 | 3/27/20 11:04 | | 1.015 | Not Detected | mg/L | 0.0006 | 0.003 | U |
| * Cadmium, Total | 3/26/20 13:06 | 3/27/20 11:04 | | 1.015 | Not Detected | mg/L | 0.0003 | 0.001 | U |
| * Chromium, Total | 3/26/20 13:06 | 3/27/20 11:04 | | 1.015 | Not Detected | mg/L | 0.002 | 0.01 | U |
| * Cobalt, Total | 3/26/20 13:06 | 3/27/20 11:04 | | 1.015 | Not Detected | mg/L | 0.002 | 0.005 | U |
| * Lead, Total | 3/26/20 13:06 | 3/27/20 11:04 | | 1.015 | Not Detected | mg/L | 0.001 | 0.005 | U |
| * Molybdenum, Total | 3/26/20 13:06 | 3/27/20 11:04 | | 1.015 | Not Detected | mg/L | 0.002 | 0.01 | U |
| * Selenium, Total | 3/26/20 13:06 | 3/27/20 11:04 | | 1.015 | Not Detected | mg/L | 0.002 | 0.01 | U |
| * Thallium, Total | 3/26/20 13:06 | 3/27/20 11:04 | | 1.015 | Not Detected | mg/L | 0.0002 | 0.001 | U |
| ***Analytical Method: EPA 245.1*** | ***Analyst: ABB*** | | | | | | | | |
| * Mercury, Total by CVAA | 3/23/20 08:34 | 3/24/20 10:50 | | 1 | Not Detected | mg/L | 0.0003 | 0.0005 | U |
| ***Analytical Method: SM 2540C*** | ***Analyst: TJW*** | | | | | | | | |
| * Solids, Dissolved | 3/19/20 17:25 | 3/20/20 15:00 | | 1 | 250 | mg/L | | 25 | |
| ***Analytical Method: SM4500Cl E*** | ***Analyst: JCC*** | | | | | | | | |
| * Chloride | 3/20/20 16:58 | 3/20/20 16:58 | | 1 | 3.50 | mg/L | 0.50 | 1 | |
| ***Analytical Method: SM4500F G 2017*** | ***Analyst: JCC*** | | | | | | | | |
| * Fluoride | 3/20/20 12:52 | 3/20/20 12:52 | | 1 | 0.206 | mg/L | 0.06 | 0.1 | |
| ***Analytical Method: SM4500SO4 E*** | ***Analyst: JCC*** | | | | | | | | |
| * Sulfate | 3/20/20 11:24 | 3/20/20 11:24 | | 1 | 12.2 | mg/L | 0.50 | 1 | |
| ***Analytical Method: Field Measurements*** | ***Analyst: TJD*** | | | | | | | | |
| Conductivity | 3/18/20 10:32 | 3/18/20 10:32 | | | 421.28 | uS/cm | | | FA |
| pH | 3/18/20 10:32 | 3/18/20 10:32 | | | 7.00 | SU | | | FA |
| Temperature | 3/18/20 10:32 | 3/18/20 10:32 | | | 17.68 | C | | | FA |
| Turbidity | 3/18/20 10:32 | 3/18/20 10:32 | | | 4.51 | NTU | | | FA |

MDL's and RL's are adjusted for sample dilution, as applicable

**Comments:**

Reported: 4/14/2020
Version: 3.1
COA_CCR

Alabama Power
General Test Laboratory
744 County Road 87, GSC #8
Calera, AL 35040

# Batch QC Summary

Alabama Power

**Customer Account:** WMWGORAP
**Sample Date:** 3/18/20 10:35
**Customer ID:**
**Delivery Date:** 3/19/20 10:59

**Description**: Gorgas Ash Pond - MW-24H

**Laboratory ID Number:** BA05419

| Sample | Analysis | Units | MB | MB Limit | Spike | MS | MSD | Standard | Standard Limit | Rec | Rec Limit | Prec | Prec Limit |
|---|---|---|---|---|---|---|---|---|---|---|---|---|---|
| BA05421 | Lead, Total | mg/L | 0.00000068 | 0.0001474 | 0.10 | 0.0981 | 0.102 | 0.1000 | 0.085 to 0.115 | 98.1 | 70 to 130 | 3.90 | 20 |
| BA05421 | Arsenic, Total | mg/L | 0.00000233 | 0.0001474 | 0.10 | 0.106 | 0.110 | 0.106 | 0.085 to 0.115 | 99.1 | 70 to 130 | 3.70 | 20 |
| BA05421 | Barium, Total | mg/L | 0.00000739 | 0.0002 | 0.10 | 0.287 | 0.290 | 0.0928 | 0.085 to 0.115 | 92.0 | 70 to 130 | 1.04 | 20 |
| BA05421 | Boron, Total | mg/L | 0.00324 | 0.0650254 | 1.00 | 1.05 | 1.06 | 0.990 | 0.85 to 1.15 | 101 | 70 to 130 | 0.948 | 20 |
| BA05421 | Lithium, Total | mg/L | 0.0000545 | 0.0154 | 0.20 | 0.240 | 0.240 | 0.196 | 0.17 to 0.23 | 105 | 70 to 130 | 0.00 | 20 |
| BA05421 | Antimony, Total | mg/L | 0.000104 | 0.00066 | 0.10 | 0.0992 | 0.100 | 0.0938 | 0.085 to 0.115 | 97.0 | 70 to 130 | 0.803 | 20 |
| BA05421 | Thallium, Total | mg/L | -0.00000422 | 0.0001474 | 0.10 | 0.102 | 0.102 | 0.0992 | 0.085 to 0.115 | 102 | 70 to 130 | 0.00 | 20 |
| BA05421 | Beryllium, Total | mg/L | 0.0000213 | 0.00088 | 0.10 | 0.0881 | 0.0923 | 0.0891 | 0.085 to 0.115 | 88.1 | 70 to 130 | 4.66 | 20 |
| BA05421 | Chromium, Total | mg/L | 0.000204 | 0.00044 | 0.10 | 0.0960 | 0.102 | 0.102 | 0.085 to 0.115 | 96.0 | 70 to 130 | 6.06 | 20 |
| BA05421 | Mercury, Total by CVAA | mg/L | 0.0000180 | 0.0005 | 0.004 | 0.00368 | 0.00369 | 0.00380 | 0.0034 to 0.0046 | 92.0 | 70 to 130 | 0.271 | 20 |
| BA05421 | Cadmium, Total | mg/L | -0.00000022 | 0.0001474 | 0.10 | 0.0933 | 0.0992 | 0.101 | 0.085 to 0.115 | 93.3 | 70 to 130 | 6.13 | 20 |
| BA05421 | Selenium, Total | mg/L | 0.0000250 | 0.00066 | 0.10 | 0.0990 | 0.101 | 0.106 | 0.085 to 0.115 | 99.0 | 70 to 130 | 2.00 | 20 |
| BA05421 | Calcium, Total | mg/L | -0.0152 | 0.1518 | 5.00 | 49.1 | 49.3 | 5.04 | 4.25 to 5.75 | 102 | 70 to 130 | 0.407 | 20 |
| BA05421 | Cobalt, Total | mg/L | 0.00000321 | 0.0001474 | 0.10 | 0.0926 | 0.0972 | 0.0995 | 0.085 to 0.115 | 92.6 | 70 to 130 | 4.85 | 20 |
| BA05421 | Molybdenum, Total | mg/L | 0.0000144 | 0.0001474 | 0.10 | 0.101 | 0.104 | 0.0978 | 0.085 to 0.115 | 96.6 | 70 to 130 | 2.93 | 20 |

**Comments:**

Reported: 4/14/2020
Version: 3.1
COA_CCR

Alabama Power
General Test Laboratory
744 County Road 87, GSC #8
Calera, AL 35040

Alabama Power

# Batch QC Summary

**Customer Account:** WMWGORAP
**Sample Date:** 3/18/20 10:35
**Customer ID:**
**Delivery Date:** 3/19/20 10:59

**Description:** Gorgas Ash Pond - MW-24H

**Laboratory ID Number:** BA05419

| Sample | Analysis | Units | MB | MB Limit | Spike | MS | Sample Duplicate | Standard | Standard Limit | Rec | Rec Limit | Prec | Prec Limit |
|---|---|---|---|---|---|---|---|---|---|---|---|---|---|
| BA05419 | Solids, Dissolved | mg/L | 0.0000 | 25 | | | 247 | 52.0 | 40 to 60 | | | 0.604 | 5 |
| BA05420 | Chloride | mg/L | -0.0758 | 0.50 | 10.0 | 13.9 | 4.39 | 10.4 | 9 to 11 | 95.5 | 80 to 120 | 0.915 | 20 |
| BA05420 | Sulfate | mg/L | -0.470 | 0.50 | 20.0 | 22.8 | 4.81 | 18.9 | 18 to 22 | 89.7 | 80 to 120 | 1.03 | 20 |
| BA05420 | Fluoride | mg/L | 0.0224 | 0.05 | 2.50 | 2.76 | 0.114 | 2.63 | 2.25 to 2.75 | 106 | 80 to 120 | 5.41 | 20 |

**Comments:**

Reported: 4/14/2020
Version: 3.1
COA_CCR

Alabama Power
General Test Laboratory
744 County Road 87, GSC #8
Calera, AL 35040

# Certificate Of Analysis

Alabama Power

**Description:** Gorgas Ash Pond - MW-8

**Location Code:** WMWGORAP
**Collected:** 3/18/20 11:43
**Customer ID:**
**Submittal Date:** 3/19/20 10:59

**Laboratory ID Number:** BA05420

| Name | Prepared | Analyzed | Vio Spec | DF | Results | Units | MDL | RL | Q |
|---|---|---|---|---|---|---|---|---|---|
| ***Analytical Method: EPA 200.7*** | ***Analyst: RDA*** | | | | ***Preparation Method: EPA 1638*** | | | | |
| * Boron, Total | 3/30/20 13:30 | 3/31/20 11:05 | | 1.015 | Not Detected | mg/L | 0.03 | 0.1 | U |
| * Calcium, Total | 3/30/20 13:30 | 3/31/20 11:05 | | 1.015 | 4.51 | mg/L | 0.1 | 0.5 | |
| * Lithium, Total | 3/30/20 13:30 | 3/31/20 11:05 | | 1.015 | Not Detected | mg/L | 0.01 | 0.02 | U |
| ***Analytical Method: EPA 200.8*** | ***Analyst: DLJ*** | | | | ***Preparation Method: EPA 1638*** | | | | |
| * Antimony, Total | 3/26/20 13:06 | 3/27/20 11:06 | | 1.015 | Not Detected | mg/L | 0.0008 | 0.003 | U |
| * Arsenic, Total | 3/26/20 13:06 | 3/27/20 11:06 | | 1.015 | Not Detected | mg/L | 0.001 | 0.005 | U |
| * Barium, Total | 3/26/20 13:06 | 3/27/20 11:06 | | 1.015 | 0.00507 | mg/L | 0.002 | 0.01 | J |
| * Beryllium, Total | 3/26/20 13:06 | 3/27/20 11:06 | | 1.015 | Not Detected | mg/L | 0.0006 | 0.003 | U |
| * Cadmium, Total | 3/26/20 13:06 | 3/27/20 11:06 | | 1.015 | Not Detected | mg/L | 0.0003 | 0.001 | U |
| * Chromium, Total | 3/26/20 13:06 | 3/27/20 11:06 | | 1.015 | Not Detected | mg/L | 0.002 | 0.01 | U |
| * Cobalt, Total | 3/26/20 13:06 | 3/27/20 11:06 | | 1.015 | Not Detected | mg/L | 0.002 | 0.005 | U |
| * Lead, Total | 3/26/20 13:06 | 3/27/20 11:06 | | 1.015 | Not Detected | mg/L | 0.001 | 0.005 | U |
| * Molybdenum, Total | 3/26/20 13:06 | 3/27/20 11:06 | | 1.015 | Not Detected | mg/L | 0.002 | 0.01 | U |
| * Selenium, Total | 3/26/20 13:06 | 3/27/20 11:06 | | 1.015 | Not Detected | mg/L | 0.002 | 0.01 | U |
| * Thallium, Total | 3/26/20 13:06 | 3/27/20 11:06 | | 1.015 | Not Detected | mg/L | 0.0002 | 0.001 | U |
| ***Analytical Method: EPA 245.1*** | ***Analyst: ABB*** | | | | | | | | |
| * Mercury, Total by CVAA | 3/23/20 08:34 | 3/24/20 10:52 | | 1 | Not Detected | mg/L | 0.0003 | 0.0005 | U |
| ***Analytical Method: SM 2540C*** | ***Analyst: TJW*** | | | | | | | | |
| * Solids, Dissolved | 3/19/20 17:25 | 3/20/20 15:00 | | 1 | 90.7 | mg/L | | 25 | |
| ***Analytical Method: SM4500Cl E*** | ***Analyst: JCC*** | | | | | | | | |
| * Chloride | 3/20/20 17:01 | 3/20/20 17:01 | | 1 | 4.35 | mg/L | 0.50 | 1 | |
| ***Analytical Method: SM4500F G 2017*** | ***Analyst: JCC*** | | | | | | | | |
| * Fluoride | 3/20/20 12:53 | 3/20/20 12:53 | | 1 | 0.108 | mg/L | 0.06 | 0.1 | |
| ***Analytical Method: SM4500SO4 E*** | ***Analyst: JCC*** | | | | | | | | |
| * Sulfate | 3/20/20 11:25 | 3/20/20 11:25 | | 1 | 4.86 | mg/L | 0.50 | 1 | |
| ***Analytical Method: Field Measurements*** | ***Analyst: TJD*** | | | | | | | | |
| Conductivity | 3/18/20 11:39 | 3/18/20 11:39 | | | 130.76 | uS/cm | | | FA |
| pH | 3/18/20 11:39 | 3/18/20 11:39 | | | 5.81 | SU | | | FA |
| Temperature | 3/18/20 11:39 | 3/18/20 11:39 | | | 19.51 | C | | | FA |
| Turbidity | 3/18/20 11:39 | 3/18/20 11:39 | | | 2.11 | NTU | | | FA |

MDL's and RL's are adjusted for sample dilution, as applicable

**Comments:**

Reported: 4/14/2020
Version: 3.1
COA_CCR

Alabama Power
General Test Laboratory
744 County Road 87, GSC #8
Calera, AL 35040

# Batch QC Summary

Alabama Power

**Customer Account:** WMWGORAP
**Sample Date:** 3/18/20 11:43
**Customer ID:**
**Delivery Date:** 3/19/20 10:59

**Description**: Gorgas Ash Pond - MW-8

**Laboratory ID Number:** BA05420

| Sample | Analysis | Units | MB | MB Limit | Spike | MS | MSD | Standard | Standard Limit | Rec | Rec Limit | Prec | Prec Limit |
|---|---|---|---|---|---|---|---|---|---|---|---|---|---|
| BA05421 | Arsenic, Total | mg/L | 0.00000233 | 0.0001474 | 0.10 | 0.106 | 0.110 | 0.106 | 0.085 to 0.115 | 99.1 | 70 to 130 | 3.70 | 20 |
| BA05421 | Barium, Total | mg/L | 0.00000739 | 0.0002 | 0.10 | 0.287 | 0.290 | 0.0928 | 0.085 to 0.115 | 92.0 | 70 to 130 | 1.04 | 20 |
| BA05421 | Lead, Total | mg/L | 0.00000068 | 0.0001474 | 0.10 | 0.0981 | 0.102 | 0.1000 | 0.085 to 0.115 | 98.1 | 70 to 130 | 3.90 | 20 |
| BA05421 | Cadmium, Total | mg/L | -0.00000022 | 0.0001474 | 0.10 | 0.0933 | 0.0992 | 0.101 | 0.085 to 0.115 | 93.3 | 70 to 130 | 6.13 | 20 |
| BA05421 | Selenium, Total | mg/L | 0.0000250 | 0.00066 | 0.10 | 0.0990 | 0.101 | 0.106 | 0.085 to 0.115 | 99.0 | 70 to 130 | 2.00 | 20 |
| BA05421 | Boron, Total | mg/L | 0.00324 | 0.0650254 | 1.00 | 1.05 | 1.06 | 0.990 | 0.85 to 1.15 | 101 | 70 to 130 | 0.948 | 20 |
| BA05421 | Lithium, Total | mg/L | 0.0000545 | 0.0154 | 0.20 | 0.240 | 0.240 | 0.196 | 0.17 to 0.23 | 105 | 70 to 130 | 0.00 | 20 |
| BA05421 | Antimony, Total | mg/L | 0.000104 | 0.00066 | 0.10 | 0.0992 | 0.100 | 0.0938 | 0.085 to 0.115 | 97.0 | 70 to 130 | 0.803 | 20 |
| BA05421 | Thallium, Total | mg/L | -0.00000422 | 0.0001474 | 0.10 | 0.102 | 0.102 | 0.0992 | 0.085 to 0.115 | 102 | 70 to 130 | 0.00 | 20 |
| BA05421 | Beryllium, Total | mg/L | 0.0000213 | 0.00088 | 0.10 | 0.0881 | 0.0923 | 0.0891 | 0.085 to 0.115 | 88.1 | 70 to 130 | 4.66 | 20 |
| BA05421 | Chromium, Total | mg/L | 0.000204 | 0.00044 | 0.10 | 0.0960 | 0.102 | 0.102 | 0.085 to 0.115 | 96.0 | 70 to 130 | 6.06 | 20 |
| BA05421 | Mercury, Total by CVAA | mg/L | 0.0000180 | 0.0005 | 0.004 | 0.00368 | 0.00369 | 0.00380 | 0.0034 to 0.0046 | 92.0 | 70 to 130 | 0.271 | 20 |
| BA05421 | Calcium, Total | mg/L | -0.0152 | 0.1518 | 5.00 | 49.1 | 49.3 | 5.04 | 4.25 to 5.75 | 102 | 70 to 130 | 0.407 | 20 |
| BA05421 | Cobalt, Total | mg/L | 0.00000321 | 0.0001474 | 0.10 | 0.0926 | 0.0972 | 0.0995 | 0.085 to 0.115 | 92.6 | 70 to 130 | 4.85 | 20 |
| BA05421 | Molybdenum, Total | mg/L | 0.0000144 | 0.0001474 | 0.10 | 0.101 | 0.104 | 0.0978 | 0.085 to 0.115 | 96.6 | 70 to 130 | 2.93 | 20 |

**Comments:**

Alabama Power
General Test Laboratory
744 County Road 87, GSC #8
Calera, AL 35040

Alabama Power

# Batch QC Summary

**Customer Account:** WMWGORAP
**Sample Date:** 3/18/20 11:43
**Customer ID:**
**Delivery Date:** 3/19/20 10:59

**Description:** Gorgas Ash Pond - MW-8

**Laboratory ID Number:** BA05420

| Sample | Analysis | Units | MB | MB Limit | Spike | MS | Sample Duplicate | Standard | Standard Limit | Rec | Rec Limit | Prec | Prec Limit |
|---|---|---|---|---|---|---|---|---|---|---|---|---|---|
| BA05420 | Sulfate | mg/L | -0.470 | 0.50 | 20.0 | 22.8 | 4.81 | 18.9 | 18 to 22 | 89.7 | 80 to 120 | 1.03 | 20 |
| BA05419 | Solids, Dissolved | mg/L | 0.0000 | 25 | | | 247 | 52.0 | 40 to 60 | | | 0.604 | 5 |
| BA05420 | Chloride | mg/L | -0.0758 | 0.50 | 10.0 | 13.9 | 4.39 | 10.4 | 9 to 11 | 95.5 | 80 to 120 | 0.915 | 20 |
| BA05420 | Fluoride | mg/L | 0.0224 | 0.05 | 2.50 | 2.76 | 0.114 | 2.63 | 2.25 to 2.75 | 106 | 80 to 120 | 5.41 | 20 |

**Comments:**

Alabama Power
General Test Laboratory
744 County Road 87, GSC #8
Calera, AL 35040

# Certificate Of Analysis

Alabama Power

**Description:** Gorgas Ash Pond - MW-12

**Location Code:** WMWGORAP
**Collected:** 3/18/20 14:20
**Customer ID:**
**Submittal Date:** 3/19/20 10:59

**Laboratory ID Number:** BA05421

| Name | Prepared | Analyzed | Vio Spec | DF | Results | Units | MDL | RL | Q |
|---|---|---|---|---|---|---|---|---|---|
| ***Analytical Method: EPA 200.7*** | ***Analyst: RDA*** | | | | ***Preparation Method: EPA 1638*** | | | | |
| * Boron, Total | 3/30/20 13:30 | 3/31/20 11:08 | | 1.015 | 0.0449 | mg/L | 0.03 | 0.1 | J |
| * Calcium, Total | 3/30/20 13:30 | 3/31/20 11:54 | | 10.15 | 44.0 | mg/L | 1.015 | 5.075 | |
| * Lithium, Total | 3/30/20 13:30 | 3/31/20 11:08 | | 1.015 | 0.0297 | mg/L | 0.01 | 0.02 | |
| ***Analytical Method: EPA 200.8*** | ***Analyst: DLJ*** | | | | ***Preparation Method: EPA 1638*** | | | | |
| * Antimony, Total | 3/26/20 13:06 | 3/27/20 11:09 | | 1.015 | 0.00220 | mg/L | 0.0008 | 0.003 | J |
| * Arsenic, Total | 3/26/20 13:06 | 3/27/20 11:09 | | 1.015 | 0.00693 | mg/L | 0.001 | 0.005 | |
| * Barium, Total | 3/26/20 13:06 | 3/27/20 11:09 | | 1.015 | 0.195 | mg/L | 0.002 | 0.01 | |
| * Beryllium, Total | 3/26/20 13:06 | 3/27/20 11:09 | | 1.015 | Not Detected | mg/L | 0.0006 | 0.003 | U |
| * Cadmium, Total | 3/26/20 13:06 | 3/27/20 11:09 | | 1.015 | Not Detected | mg/L | 0.0003 | 0.001 | U |
| * Chromium, Total | 3/26/20 13:06 | 3/27/20 11:09 | | 1.015 | Not Detected | mg/L | 0.002 | 0.01 | U |
| * Cobalt, Total | 3/26/20 13:06 | 3/27/20 11:09 | | 1.015 | Not Detected | mg/L | 0.002 | 0.005 | U |
| * Lead, Total | 3/26/20 13:06 | 3/27/20 11:09 | | 1.015 | Not Detected | mg/L | 0.001 | 0.005 | U |
| * Molybdenum, Total | 3/26/20 13:06 | 3/27/20 11:09 | | 1.015 | 0.00444 | mg/L | 0.002 | 0.01 | J |
| * Selenium, Total | 3/26/20 13:06 | 3/27/20 11:09 | | 1.015 | Not Detected | mg/L | 0.002 | 0.01 | U |
| * Thallium, Total | 3/26/20 13:06 | 3/27/20 11:09 | | 1.015 | Not Detected | mg/L | 0.0002 | 0.001 | U |
| ***Analytical Method: EPA 245.1*** | ***Analyst: ABB*** | | | | | | | | |
| * Mercury, Total by CVAA | 3/23/20 08:34 | 3/24/20 10:54 | | 1 | Not Detected | mg/L | 0.0003 | 0.0005 | U |
| ***Analytical Method: SM 2540C*** | ***Analyst: TJW*** | | | | | | | | |
| * Solids, Dissolved | 3/20/20 11:00 | 3/23/20 16:04 | | 1 | 236 | mg/L | | 25 | |
| ***Analytical Method: SM4500Cl E*** | ***Analyst: JCC*** | | | | | | | | |
| * Chloride | 3/20/20 17:28 | 3/20/20 17:28 | | 1 | 4.22 | mg/L | 0.50 | 1 | |
| ***Analytical Method: SM4500F G 2017*** | ***Analyst: JCC*** | | | | | | | | |
| * Fluoride | 3/20/20 13:08 | 3/20/20 13:08 | | 1 | 0.122 | mg/L | 0.06 | 0.1 | |
| ***Analytical Method: SM4500SO4 E*** | ***Analyst: JCC*** | | | | | | | | |
| * Sulfate | 3/20/20 11:37 | 3/20/20 11:37 | | 1 | 20.8 | mg/L | 0.50 | 1 | |
| ***Analytical Method: Field Measurements*** | ***Analyst: TJD*** | | | | | | | | |
| Conductivity | 3/18/20 14:18 | 3/18/20 14:18 | | | 362.88 | uS/cm | | | FA |
| pH | 3/18/20 14:18 | 3/18/20 14:18 | | | 7.56 | SU | | | FA |
| Temperature | 3/18/20 14:18 | 3/18/20 14:18 | | | 18.51 | C | | | FA |
| Turbidity | 3/18/20 14:18 | 3/18/20 14:18 | | | 2.05 | NTU | | | FA |

MDL's and RL's are adjusted for sample dilution, as applicable

**Comments:**

Reported: 4/14/2020
Version: 3.1
COA_CCR

Alabama Power
General Test Laboratory
744 County Road 87, GSC #8
Calera, AL 35040

# Batch QC Summary

Alabama Power

**Customer Account:** WMWGORAP
**Sample Date:** 3/18/20 14:20
**Customer ID:**
**Delivery Date:** 3/19/20 10:59

**Description**: Gorgas Ash Pond - MW-12

**Laboratory ID Number:** BA05421

| Sample | Analysis | Units | MB | MB Limit | Spike | MS | MSD | Standard | Standard Limit | Rec | Rec Limit | Prec | Prec Limit |
|---|---|---|---|---|---|---|---|---|---|---|---|---|---|
| BA05421 | Lead, Total | mg/L | 0.00000068 | 0.0001474 | 0.10 | 0.0981 | 0.102 | 0.1000 | 0.085 to 0.115 | 98.1 | 70 to 130 | 3.90 | 20 |
| BA05421 | Barium, Total | mg/L | 0.00000739 | 0.0002 | 0.10 | 0.287 | 0.290 | 0.0928 | 0.085 to 0.115 | 92.0 | 70 to 130 | 1.04 | 20 |
| BA05421 | Arsenic, Total | mg/L | 0.00000233 | 0.0001474 | 0.10 | 0.106 | 0.110 | 0.106 | 0.085 to 0.115 | 99.1 | 70 to 130 | 3.70 | 20 |
| BA05421 | Cadmium, Total | mg/L | -0.00000022 | 0.0001474 | 0.10 | 0.0933 | 0.0992 | 0.101 | 0.085 to 0.115 | 93.3 | 70 to 130 | 6.13 | 20 |
| BA05421 | Selenium, Total | mg/L | 0.0000250 | 0.00066 | 0.10 | 0.0990 | 0.101 | 0.106 | 0.085 to 0.115 | 99.0 | 70 to 130 | 2.00 | 20 |
| BA05421 | Beryllium, Total | mg/L | 0.0000213 | 0.00088 | 0.10 | 0.0881 | 0.0923 | 0.0891 | 0.085 to 0.115 | 88.1 | 70 to 130 | 4.66 | 20 |
| BA05421 | Chromium, Total | mg/L | 0.000204 | 0.00044 | 0.10 | 0.0960 | 0.102 | 0.102 | 0.085 to 0.115 | 96.0 | 70 to 130 | 6.06 | 20 |
| BA05421 | Mercury, Total by CVAA | mg/L | 0.0000180 | 0.0005 | 0.004 | 0.00368 | 0.00369 | 0.00380 | 0.0034 to 0.0046 | 92.0 | 70 to 130 | 0.271 | 20 |
| BA05421 | Boron, Total | mg/L | 0.00324 | 0.0650254 | 1.00 | 1.05 | 1.06 | 0.990 | 0.85 to 1.15 | 101 | 70 to 130 | 0.948 | 20 |
| BA05421 | Lithium, Total | mg/L | 0.0000545 | 0.0154 | 0.20 | 0.240 | 0.240 | 0.196 | 0.17 to 0.23 | 105 | 70 to 130 | 0.00 | 20 |
| BA05421 | Antimony, Total | mg/L | 0.000104 | 0.00066 | 0.10 | 0.0992 | 0.100 | 0.0938 | 0.085 to 0.115 | 97.0 | 70 to 130 | 0.803 | 20 |
| BA05421 | Thallium, Total | mg/L | -0.00000422 | 0.0001474 | 0.10 | 0.102 | 0.102 | 0.0992 | 0.085 to 0.115 | 102 | 70 to 130 | 0.00 | 20 |
| BA05421 | Calcium, Total | mg/L | -0.0152 | 0.1518 | 5.00 | 49.1 | 49.3 | 5.04 | 4.25 to 5.75 | 102 | 70 to 130 | 0.407 | 20 |
| BA05421 | Cobalt, Total | mg/L | 0.00000321 | 0.0001474 | 0.10 | 0.0926 | 0.0972 | 0.0995 | 0.085 to 0.115 | 92.6 | 70 to 130 | 4.85 | 20 |
| BA05421 | Molybdenum, Total | mg/L | 0.0000144 | 0.0001474 | 0.10 | 0.101 | 0.104 | 0.0978 | 0.085 to 0.115 | 96.6 | 70 to 130 | 2.93 | 20 |

**Comments:**

Alabama Power
General Test Laboratory
744 County Road 87, GSC #8
Calera, AL 35040

Alabama Power

# Batch QC Summary

**Customer Account:** WMWGORAP
**Sample Date:** 3/18/20 14:20
**Customer ID:**
**Delivery Date:** 3/19/20 10:59

**Description:** Gorgas Ash Pond - MW-12

**Laboratory ID Number:** BA05421

| Sample | Analysis | Units | MB | MB Limit | Spike | MS | Sample Duplicate | Standard | Standard Limit | Rec | Rec Limit | Prec | Prec Limit |
|---|---|---|---|---|---|---|---|---|---|---|---|---|---|
| BA05424 | Sulfate | mg/L | -0.237 | 0.50 | 80.0 | 129 | 49.7 | 19.0 | 18 to 22 | 98.2 | 80 to 120 | 1.40 | 20 |
| BA05424 | Fluoride | mg/L | 0.0192 | 0.05 | 2.50 | 2.75 | 0.147 | 2.64 | 2.25 to 2.75 | 104 | 80 to 120 | 2.02 | 20 |
| BA05424 | Chloride | mg/L | -0.213 | 0.50 | 40.0 | 77.3 | 39.9 | 10.3 | 9 to 11 | 90.0 | 80 to 120 | 3.45 | 20 |
| BA05424 | Solids, Dissolved | mg/L | 2.00 | 25 | | | 327 | 55.0 | 40 to 60 | | | 0.153 | 5 |

**Comments:**

Reported: 4/14/2020
Version: 3.1
COA_CCR

Alabama Power
General Test Laboratory
744 County Road 87, GSC #8
Calera, AL 35040

# Certificate Of Analysis

Alabama Power

**Description:** Gorgas Ash Pond - MW-18

**Location Code:** WMWGORAP
**Collected:** 3/18/20 16:32
**Customer ID:**
**Submittal Date:** 3/19/20 10:59

**Laboratory ID Number:** BA05422

| Name | Prepared | Analyzed | Vio Spec | DF | Results | Units | MDL | RL | Q |
|---|---|---|---|---|---|---|---|---|---|
| ***Analytical Method: EPA 200.7*** | ***Analyst: RDA*** | | | | ***Preparation Method: EPA 1638*** | | | | |
| * Boron, Total | 3/30/20 13:30 | 3/31/20 11:29 | | 1.015 | 0.492 | mg/L | 0.03 | 0.1 | |
| * Calcium, Total | 3/30/20 13:30 | 3/31/20 12:53 | | 10.15 | 90.9 | mg/L | 1.015 | 5.075 | |
| * Lithium, Total | 3/30/20 13:30 | 3/31/20 11:29 | | 1.015 | 0.116 | mg/L | 0.01 | 0.02 | |
| ***Analytical Method: EPA 200.8*** | ***Analyst: DLJ*** | | | | ***Preparation Method: EPA 1638*** | | | | |
| * Antimony, Total | 3/26/20 13:06 | 3/27/20 11:30 | | 1.015 | Not Detected | mg/L | 0.0008 | 0.003 | U |
| * Arsenic, Total | 3/26/20 13:06 | 3/27/20 11:30 | | 1.015 | 0.00583 | mg/L | 0.001 | 0.005 | |
| * Barium, Total | 3/26/20 13:06 | 3/27/20 11:30 | | 1.015 | 0.0587 | mg/L | 0.002 | 0.01 | |
| * Beryllium, Total | 3/26/20 13:06 | 3/27/20 11:30 | | 1.015 | Not Detected | mg/L | 0.0006 | 0.003 | U |
| * Cadmium, Total | 3/26/20 13:06 | 3/27/20 11:30 | | 1.015 | Not Detected | mg/L | 0.0003 | 0.001 | U |
| * Chromium, Total | 3/26/20 13:06 | 3/27/20 11:30 | | 1.015 | Not Detected | mg/L | 0.002 | 0.01 | U |
| * Cobalt, Total | 3/26/20 13:06 | 3/27/20 11:30 | | 1.015 | Not Detected | mg/L | 0.002 | 0.005 | U |
| * Lead, Total | 3/26/20 13:06 | 3/27/20 11:30 | | 1.015 | Not Detected | mg/L | 0.001 | 0.005 | U |
| * Molybdenum, Total | 3/26/20 13:06 | 3/27/20 11:30 | | 1.015 | 0.00927 | mg/L | 0.002 | 0.01 | J |
| * Selenium, Total | 3/26/20 13:06 | 3/27/20 11:30 | | 1.015 | Not Detected | mg/L | 0.002 | 0.01 | U |
| * Thallium, Total | 3/26/20 13:06 | 3/27/20 11:30 | | 1.015 | Not Detected | mg/L | 0.0002 | 0.001 | U |
| ***Analytical Method: EPA 245.1*** | ***Analyst: ABB*** | | | | | | | | |
| * Mercury, Total by CVAA | 3/23/20 08:34 | 3/24/20 11:11 | | 1 | Not Detected | mg/L | 0.0003 | 0.0005 | U |
| ***Analytical Method: SM 2540C*** | ***Analyst: TJW*** | | | | | | | | |
| * Solids, Dissolved | 3/20/20 11:00 | 3/23/20 16:04 | | 1 | 618 | mg/L | | 50 | |
| ***Analytical Method: SM4500Cl E*** | ***Analyst: JCC*** | | | | | | | | |
| * Chloride | 3/20/20 17:29 | 3/20/20 17:29 | | 1 | 6.68 | mg/L | 0.50 | 1 | |
| ***Analytical Method: SM4500F G 2017*** | ***Analyst: JCC*** | | | | | | | | |
| * Fluoride | 3/20/20 13:09 | 3/20/20 13:09 | | 1 | 0.437 | mg/L | 0.06 | 0.1 | |
| ***Analytical Method: SM4500SO4 E*** | ***Analyst: JCC*** | | | | | | | | |
| * Sulfate | 3/20/20 11:39 | 3/20/20 11:39 | | 16 | 216 | mg/L | 8.00 | 16 | |
| ***Analytical Method: Field Measurements*** | ***Analyst: TJD*** | | | | | | | | |
| Conductivity | 3/18/20 16:29 | 3/18/20 16:29 | | | 922.27 | uS/cm | | | FA |
| pH | 3/18/20 16:29 | 3/18/20 16:29 | | | 6.99 | SU | | | FA |
| Temperature | 3/18/20 16:29 | 3/18/20 16:29 | | | 16.71 | C | | | FA |
| Turbidity | 3/18/20 16:29 | 3/18/20 16:29 | | | 9.22 | NTU | | | FA |

MDL's and RL's are adjusted for sample dilution, as applicable

**Comments:**

Reported: 4/14/2020
Version: 3.1
COA_CCR

Alabama Power
General Test Laboratory
744 County Road 87, GSC #8
Calera, AL 35040

# Batch QC Summary

Alabama Power

**Customer Account:** WMWGORAP
**Sample Date:** 3/18/20 16:32
**Customer ID:**
**Delivery Date:** 3/19/20 10:59

**Description**: Gorgas Ash Pond - MW-18

**Laboratory ID Number:** BA05422

| Sample | Analysis | Units | MB | MB Limit | Spike | MS | MSD | Standard | Standard Limit | Rec | Rec Limit | Prec | Prec Limit |
|---|---|---|---|---|---|---|---|---|---|---|---|---|---|
| BA05852 | Barium, Total | mg/L | 0.0000153 | 0.0002 | 0.10 | 0.631 | 0.626 | 0.0955 | 0.085 to 0.115 | 104 | 70 to 130 | 0.796 | 20 |
| BA05424 | Mercury, Total by CVAA | mg/L | 0.0000165 | 0.0005 | 0.004 | 0.00383 | 0.00380 | 0.00384 | 0.0034 to 0.0046 | 95.8 | 70 to 130 | 0.786 | 20 |
| BA05852 | Arsenic, Total | mg/L | -0.00000532 | 0.0001474 | 0.10 | 0.105 | 0.101 | 0.103 | 0.085 to 0.115 | 104 | 70 to 130 | 3.88 | 20 |
| BA05852 | Calcium, Total | mg/L | -0.0154 | 0.1518 | 5.00 | 32.7 | 32.9 | 5.21 | 4.25 to 5.75 | 98.0 | 70 to 130 | 0.610 | 20 |
| BA05852 | Beryllium, Total | mg/L | 0.0000309 | 0.00088 | 0.10 | 0.0923 | 0.0935 | 0.0916 | 0.085 to 0.115 | 92.3 | 70 to 130 | 1.29 | 20 |
| BA05852 | Chromium, Total | mg/L | 0.0000214 | 0.00044 | 0.10 | 0.102 | 0.0984 | 0.102 | 0.085 to 0.115 | 102 | 70 to 130 | 3.59 | 20 |
| BA05852 | Lithium, Total | mg/L | 0.000116 | 0.0154 | 0.20 | 0.276 | 0.275 | 0.198 | 0.17 to 0.23 | 112 | 70 to 130 | 0.363 | 20 |
| BA05852 | Thallium, Total | mg/L | -0.00000172 | 0.0001474 | 0.10 | 0.103 | 0.101 | 0.105 | 0.085 to 0.115 | 103 | 70 to 130 | 1.96 | 20 |
| BA05852 | Boron, Total | mg/L | 0.00282 | 0.0650254 | 1.00 | 1.03 | 1.03 | 1.01 | 0.85 to 1.15 | 103 | 70 to 130 | 0.00 | 20 |
| BA05852 | Cobalt, Total | mg/L | -0.00000297 | 0.0001474 | 0.10 | 0.0995 | 0.0954 | 0.0997 | 0.085 to 0.115 | 99.5 | 70 to 130 | 4.21 | 20 |
| BA05852 | Molybdenum, Total | mg/L | 0.00000378 | 0.0001474 | 0.10 | 0.101 | 0.0984 | 0.0988 | 0.085 to 0.115 | 98.5 | 70 to 130 | 2.61 | 20 |
| BA05852 | Lead, Total | mg/L | 0.00000303 | 0.0001474 | 0.10 | 0.101 | 0.0980 | 0.102 | 0.085 to 0.115 | 101 | 70 to 130 | 3.02 | 20 |
| BA05852 | Antimony, Total | mg/L | 0.000225 | 0.00066 | 0.10 | 0.0984 | 0.0980 | 0.0956 | 0.085 to 0.115 | 98.4 | 70 to 130 | 0.407 | 20 |
| BA05852 | Cadmium, Total | mg/L | -0.00000379 | 0.0001474 | 0.10 | 0.1000 | 0.0979 | 0.103 | 0.085 to 0.115 | 100 | 70 to 130 | 2.12 | 20 |
| BA05852 | Selenium, Total | mg/L | 0.0000712 | 0.00066 | 0.10 | 0.0998 | 0.0977 | 0.102 | 0.085 to 0.115 | 99.8 | 70 to 130 | 2.13 | 20 |

**Comments:**

Reported: 4/14/2020
Version: 3.1
COA_CCR

Alabama Power
General Test Laboratory
744 County Road 87, GSC #8
Calera, AL 35040

Alabama Power

# Batch QC Summary

**Customer Account:** WMWGORAP
**Sample Date:** 3/18/20 16:32
**Customer ID:**
**Delivery Date:** 3/19/20 10:59

**Description:** Gorgas Ash Pond - MW-18

**Laboratory ID Number:** BA05422

| Sample | Analysis | Units | MB | MB Limit | Spike | MS | Sample Duplicate | Standard | Standard Limit | Rec | Rec Limit | Prec | Prec Limit |
|---|---|---|---|---|---|---|---|---|---|---|---|---|---|
| BA05424 | Fluoride | mg/L | 0.0192 | 0.05 | 2.50 | 2.75 | 0.147 | 2.64 | 2.25 to 2.75 | 104 | 80 to 120 | 2.02 | 20 |
| BA05424 | Sulfate | mg/L | -0.237 | 0.50 | 80.0 | 129 | 49.7 | 19.0 | 18 to 22 | 98.2 | 80 to 120 | 1.40 | 20 |
| BA05424 | Chloride | mg/L | -0.213 | 0.50 | 40.0 | 77.3 | 39.9 | 10.3 | 9 to 11 | 90.0 | 80 to 120 | 3.45 | 20 |
| BA05424 | Solids, Dissolved | mg/L | 2.00 | 25 | | | 327 | 55.0 | 40 to 60 | | | 0.153 | 5 |

**Comments:**

Reported: 4/14/2020
Version: 3.1
COA_CCR

Alabama Power
General Test Laboratory
744 County Road 87, GSC #8
Calera, AL 35040

# *Certificate Of Analysis*

Alabama Power

**Description:** Gorgas Ash Pond Field Blank

**Location Code:** WMWGORAPFB
**Collected:** 3/18/20 13:45
**Customer ID:**
**Submittal Date:** 3/19/20 10:59

**Laboratory ID Number:** BA05423

| Name | Prepared | Analyzed | Vio Spec | DF | Results | Units | MDL | RL | Q |
|---|---|---|---|---|---|---|---|---|---|
| ***Analytical Method: EPA 200.7*** | ***Analyst: RDA*** | | | | ***Preparation Method: EPA 1638*** | | | | |
| * Boron, Total | 3/30/20 13:30 | 3/31/20 11:32 | | 1.015 | Not Detected | mg/L | 0.03 | 0.1 | U |
| * Calcium, Total | 3/30/20 13:30 | 3/31/20 11:32 | | 1.015 | Not Detected | mg/L | 0.1 | 0.5 | U |
| * Lithium, Total | 3/30/20 13:30 | 3/31/20 11:32 | | 1.015 | Not Detected | mg/L | 0.01 | 0.02 | U |
| ***Analytical Method: EPA 200.8*** | ***Analyst: DLJ*** | | | | ***Preparation Method: EPA 1638*** | | | | |
| * Antimony, Total | 3/26/20 13:06 | 3/27/20 11:33 | | 1.015 | Not Detected | mg/L | 0.0008 | 0.003 | U |
| * Arsenic, Total | 3/26/20 13:06 | 3/27/20 11:33 | | 1.015 | Not Detected | mg/L | 0.001 | 0.005 | U |
| * Barium, Total | 3/26/20 13:06 | 3/27/20 11:33 | | 1.015 | Not Detected | mg/L | 0.002 | 0.01 | U |
| * Beryllium, Total | 3/26/20 13:06 | 3/27/20 11:33 | | 1.015 | Not Detected | mg/L | 0.0006 | 0.003 | U |
| * Cadmium, Total | 3/26/20 13:06 | 3/27/20 11:33 | | 1.015 | Not Detected | mg/L | 0.0003 | 0.001 | U |
| * Chromium, Total | 3/26/20 13:06 | 3/27/20 11:33 | | 1.015 | Not Detected | mg/L | 0.002 | 0.01 | U |
| * Cobalt, Total | 3/26/20 13:06 | 3/27/20 11:33 | | 1.015 | Not Detected | mg/L | 0.002 | 0.005 | U |
| * Lead, Total | 3/26/20 13:06 | 3/27/20 11:33 | | 1.015 | Not Detected | mg/L | 0.001 | 0.005 | U |
| * Molybdenum, Total | 3/26/20 13:06 | 3/27/20 11:33 | | 1.015 | Not Detected | mg/L | 0.002 | 0.01 | U |
| * Selenium, Total | 3/26/20 13:06 | 3/27/20 11:33 | | 1.015 | Not Detected | mg/L | 0.002 | 0.01 | U |
| * Thallium, Total | 3/26/20 13:06 | 3/27/20 11:33 | | 1.015 | Not Detected | mg/L | 0.0002 | 0.001 | U |
| ***Analytical Method: EPA 245.1*** | ***Analyst: ABB*** | | | | | | | | |
| * Mercury, Total by CVAA | 3/23/20 08:34 | 3/24/20 11:13 | | 1 | Not Detected | mg/L | 0.0003 | 0.0005 | U |
| ***Analytical Method: SM 2540C*** | ***Analyst: TJW*** | | | | | | | | |
| * Solids, Dissolved | 3/20/20 11:00 | 3/23/20 16:04 | | 1 | Not Detected | mg/L | | 25 | U |
| ***Analytical Method: SM4500Cl E*** | ***Analyst: JCC*** | | | | | | | | |
| * Chloride | 3/20/20 17:31 | 3/20/20 17:31 | | 1 | Not Detected | mg/L | 0.50 | 1 | U |
| ***Analytical Method: SM4500F G 2017*** | ***Analyst: JCC*** | | | | | | | | |
| * Fluoride | 3/20/20 13:10 | 3/20/20 13:10 | | 1 | Not Detected | mg/L | 0.06 | 0.1 | U |
| ***Analytical Method: SM4500SO4 E*** | ***Analyst: JCC*** | | | | | | | | |
| * Sulfate | 3/20/20 11:40 | 3/20/20 11:40 | | 1 | Not Detected | mg/L | 0.50 | 1 | U |

MDL's and RL's are adjusted for sample dilution, as applicable

**Comments:**

Reported: 4/14/2020
Version: 3.1
COA_CCR

Alabama Power
General Test Laboratory
744 County Road 87, GSC #8
Calera, AL 35040

# Batch QC Summary

Alabama Power

**Customer Account:** WMWGORAPFB
**Sample Date:** 3/18/20 13:45
**Customer ID:**
**Delivery Date:** 3/19/20 10:59

**Description**:Gorgas Ash Pond Field Blank

**Laboratory ID Number:** BA05423

| Sample | Analysis | Units | MB | MB Limit | Spike | MS | MSD | Standard | Standard Limit | Rec | Rec Limit | Prec | Prec Limit |
|---|---|---|---|---|---|---|---|---|---|---|---|---|---|
| BA05852 | Barium, Total | mg/L | 0.0000153 | 0.0002 | 0.10 | 0.631 | 0.626 | 0.0955 | 0.085 to 0.115 | 104 | 70 to 130 | 0.796 | 20 |
| BA05424 | Mercury, Total by CVAA | mg/L | 0.0000165 | 0.0005 | 0.004 | 0.00383 | 0.00380 | 0.00384 | 0.0034 to 0.0046 | 95.8 | 70 to 130 | 0.786 | 20 |
| BA05852 | Calcium, Total | mg/L | -0.0154 | 0.1518 | 5.00 | 32.7 | 32.9 | 5.21 | 4.25 to 5.75 | 98.0 | 70 to 130 | 0.610 | 20 |
| BA05852 | Beryllium, Total | mg/L | 0.0000309 | 0.00088 | 0.10 | 0.0923 | 0.0935 | 0.0916 | 0.085 to 0.115 | 92.3 | 70 to 130 | 1.29 | 20 |
| BA05852 | Chromium, Total | mg/L | 0.0000214 | 0.00044 | 0.10 | 0.102 | 0.0984 | 0.102 | 0.085 to 0.115 | 102 | 70 to 130 | 3.59 | 20 |
| BA05852 | Lithium, Total | mg/L | 0.000116 | 0.0154 | 0.20 | 0.276 | 0.275 | 0.198 | 0.17 to 0.23 | 112 | 70 to 130 | 0.363 | 20 |
| BA05852 | Thallium, Total | mg/L | -0.00000172 | 0.0001474 | 0.10 | 0.103 | 0.101 | 0.105 | 0.085 to 0.115 | 103 | 70 to 130 | 1.96 | 20 |
| BA05852 | Boron, Total | mg/L | 0.00282 | 0.0650254 | 1.00 | 1.03 | 1.03 | 1.01 | 0.85 to 1.15 | 103 | 70 to 130 | 0.00 | 20 |
| BA05852 | Cobalt, Total | mg/L | -0.00000297 | 0.0001474 | 0.10 | 0.0995 | 0.0954 | 0.0997 | 0.085 to 0.115 | 99.5 | 70 to 130 | 4.21 | 20 |
| BA05852 | Molybdenum, Total | mg/L | 0.00000378 | 0.0001474 | 0.10 | 0.101 | 0.0984 | 0.0988 | 0.085 to 0.115 | 98.5 | 70 to 130 | 2.61 | 20 |
| BA05852 | Lead, Total | mg/L | 0.00000303 | 0.0001474 | 0.10 | 0.101 | 0.0980 | 0.102 | 0.085 to 0.115 | 101 | 70 to 130 | 3.02 | 20 |
| BA05852 | Antimony, Total | mg/L | 0.000225 | 0.00066 | 0.10 | 0.0984 | 0.0980 | 0.0956 | 0.085 to 0.115 | 98.4 | 70 to 130 | 0.407 | 20 |
| BA05852 | Cadmium, Total | mg/L | -0.00000379 | 0.0001474 | 0.10 | 0.1000 | 0.0979 | 0.103 | 0.085 to 0.115 | 100 | 70 to 130 | 2.12 | 20 |
| BA05852 | Selenium, Total | mg/L | 0.0000712 | 0.00066 | 0.10 | 0.0998 | 0.0977 | 0.102 | 0.085 to 0.115 | 99.8 | 70 to 130 | 2.13 | 20 |
| BA05852 | Arsenic, Total | mg/L | -0.00000532 | 0.0001474 | 0.10 | 0.105 | 0.101 | 0.103 | 0.085 to 0.115 | 104 | 70 to 130 | 3.88 | 20 |

**Comments:**

Alabama Power
General Test Laboratory
744 County Road 87, GSC #8
Calera, AL 35040

Alabama Power

# Batch QC Summary

**Customer Account:** WMWGORAPFB
**Sample Date:** 3/18/20 13:45
**Customer ID:**
**Delivery Date:** 3/19/20 10:59

**Description:** Gorgas Ash Pond Field Blank

**Laboratory ID Number:** BA05423

| Sample | Analysis | Units | MB | MB Limit | Spike | MS | Sample Duplicate | Standard | Standard Limit | Rec | Rec Limit | Prec | Prec Limit |
|---|---|---|---|---|---|---|---|---|---|---|---|---|---|
| BA05424 | Fluoride | mg/L | 0.0192 | 0.05 | 2.50 | 2.75 | 0.147 | 2.64 | 2.25 to 2.75 | 104 | 80 to 120 | 2.02 | 20 |
| BA05424 | Sulfate | mg/L | -0.237 | 0.50 | 80.0 | 129 | 49.7 | 19.0 | 18 to 22 | 98.2 | 80 to 120 | 1.40 | 20 |
| BA05424 | Chloride | mg/L | -0.213 | 0.50 | 40.0 | 77.3 | 39.9 | 10.3 | 9 to 11 | 90.0 | 80 to 120 | 3.45 | 20 |
| BA05424 | Solids, Dissolved | mg/L | 2.00 | 25 | | | 327 | 55.0 | 40 to 60 | | | 0.153 | 5 |

**Comments:**

Reported: 4/14/2020
Version: 3.1
COA_CCR

Alabama Power
General Test Laboratory
744 County Road 87, GSC #8
Calera, AL 35040

# Certificate Of Analysis

Alabama Power

**Description:** Gorgas Ash Pond - MW-31H

**Location Code:** WMWGORAP
**Collected:** 3/18/20 14:35
**Customer ID:**
**Submittal Date:** 3/19/20 10:59

**Laboratory ID Number:** BA05424

| Name | Prepared | Analyzed | Vio Spec | DF | Results | Units | MDL | RL | Q |
|---|---|---|---|---|---|---|---|---|---|
| ***Analytical Method: EPA 200.7*** | ***Analyst: RDA*** | | | | ***Preparation Method: EPA 1638*** | | | | |
| * Boron, Total | 3/30/20 13:30 | 3/31/20 11:35 | | 1.015 | Not Detected | mg/L | 0.03 | 0.1 | U |
| * Calcium, Total | 3/30/20 13:30 | 3/31/20 11:35 | | 1.015 | 6.06 | mg/L | 0.1 | 0.5 | |
| * Lithium, Total | 3/30/20 13:30 | 3/31/20 11:35 | | 1.015 | 0.0347 | mg/L | 0.01 | 0.02 | |
| ***Analytical Method: EPA 200.8*** | ***Analyst: DLJ*** | | | | ***Preparation Method: EPA 1638*** | | | | |
| * Antimony, Total | 3/26/20 13:06 | 3/27/20 11:35 | | 1.015 | Not Detected | mg/L | 0.0008 | 0.003 | U |
| * Arsenic, Total | 3/26/20 13:06 | 3/27/20 11:35 | | 1.015 | 0.00120 | mg/L | 0.001 | 0.005 | J |
| * Barium, Total | 3/26/20 13:06 | 3/27/20 11:35 | | 1.015 | 0.106 | mg/L | 0.002 | 0.01 | |
| * Beryllium, Total | 3/26/20 13:06 | 3/27/20 11:35 | | 1.015 | Not Detected | mg/L | 0.0006 | 0.003 | U |
| * Cadmium, Total | 3/26/20 13:06 | 3/27/20 11:35 | | 1.015 | Not Detected | mg/L | 0.0003 | 0.001 | U |
| * Chromium, Total | 3/26/20 13:06 | 3/27/20 11:35 | | 1.015 | 0.00264 | mg/L | 0.002 | 0.01 | J |
| * Cobalt, Total | 3/26/20 13:06 | 3/27/20 11:35 | | 1.015 | Not Detected | mg/L | 0.002 | 0.005 | U |
| * Lead, Total | 3/26/20 13:06 | 3/27/20 11:35 | | 1.015 | Not Detected | mg/L | 0.001 | 0.005 | U |
| * Molybdenum, Total | 3/26/20 13:06 | 3/27/20 11:35 | | 1.015 | 0.0102 | mg/L | 0.002 | 0.01 | |
| * Selenium, Total | 3/26/20 13:06 | 3/27/20 11:35 | | 1.015 | Not Detected | mg/L | 0.002 | 0.01 | U |
| * Thallium, Total | 3/26/20 13:06 | 3/27/20 11:35 | | 1.015 | Not Detected | mg/L | 0.0002 | 0.001 | U |
| ***Analytical Method: EPA 245.1*** | ***Analyst: ABB*** | | | | | | | | |
| * Mercury, Total by CVAA | 3/23/20 08:34 | 3/24/20 11:16 | | 1 | Not Detected | mg/L | 0.0003 | 0.0005 | U |
| ***Analytical Method: SM 2540C*** | ***Analyst: TJW*** | | | | | | | | |
| * Solids, Dissolved | 3/20/20 11:00 | 3/23/20 16:04 | | 1 | 326 | mg/L | | 25 | |
| ***Analytical Method: SM4500Cl E*** | ***Analyst: JCC*** | | | | | | | | |
| * Chloride | 3/20/20 17:32 | 3/20/20 17:32 | | 4 | 41.3 | mg/L | 2.00 | 4 | |
| ***Analytical Method: SM4500F G 2017*** | ***Analyst: JCC*** | | | | | | | | |
| * Fluoride | 3/20/20 13:12 | 3/20/20 13:12 | | 1 | 0.150 | mg/L | 0.06 | 0.1 | |
| ***Analytical Method: SM4500SO4 E*** | ***Analyst: JCC*** | | | | | | | | |
| * Sulfate | 3/20/20 11:41 | 3/20/20 11:41 | | 3 | 50.4 | mg/L | 1.50 | 3 | |
| ***Analytical Method: Field Measurements*** | ***Analyst: AWG*** | | | | | | | | |
| Conductivity | 3/18/20 14:31 | 3/18/20 14:31 | | | 537.97 | uS/cm | | | FA |
| pH | 3/18/20 14:31 | 3/18/20 14:31 | | | 8.73 | SU | | | FA |
| Temperature | 3/18/20 14:31 | 3/18/20 14:31 | | | 18.22 | C | | | FA |
| Turbidity | 3/18/20 14:31 | 3/18/20 14:31 | | | 8.45 | NTU | | | FA |

MDL's and RL's are adjusted for sample dilution, as applicable

**Comments:**

Reported: 4/14/2020
Version: 3.1
COA_CCR

Alabama Power
General Test Laboratory
744 County Road 87, GSC #8
Calera, AL 35040

# Batch QC Summary

Alabama Power

**Customer Account:** WMWGORAP
**Sample Date:** 3/18/20 14:35
**Customer ID:**
**Delivery Date:** 3/19/20 10:59

**Description**: Gorgas Ash Pond - MW-31H

**Laboratory ID Number:** BA05424

| Sample | Analysis | Units | MB | MB Limit | Spike | MS | MSD | Standard | Standard Limit | Rec | Rec Limit | Prec | Prec Limit |
|---|---|---|---|---|---|---|---|---|---|---|---|---|---|
| BA05852 | Barium, Total | mg/L | 0.0000153 | 0.0002 | 0.10 | 0.631 | 0.626 | 0.0955 | 0.085 to 0.115 | 104 | 70 to 130 | 0.796 | 20 |
| BA05424 | Mercury, Total by CVAA | mg/L | 0.0000165 | 0.0005 | 0.004 | 0.00383 | 0.00380 | 0.00384 | 0.0034 to 0.0046 | 95.8 | 70 to 130 | 0.786 | 20 |
| BA05852 | Arsenic, Total | mg/L | -0.00000532 | 0.0001474 | 0.10 | 0.105 | 0.101 | 0.103 | 0.085 to 0.115 | 104 | 70 to 130 | 3.88 | 20 |
| BA05852 | Calcium, Total | mg/L | -0.0154 | 0.1518 | 5.00 | 32.7 | 32.9 | 5.21 | 4.25 to 5.75 | 98.0 | 70 to 130 | 0.610 | 20 |
| BA05852 | Molybdenum, Total | mg/L | 0.00000378 | 0.0001474 | 0.10 | 0.101 | 0.0984 | 0.0988 | 0.085 to 0.115 | 98.5 | 70 to 130 | 2.61 | 20 |
| BA05852 | Lead, Total | mg/L | 0.00000303 | 0.0001474 | 0.10 | 0.101 | 0.0980 | 0.102 | 0.085 to 0.115 | 101 | 70 to 130 | 3.02 | 20 |
| BA05852 | Antimony, Total | mg/L | 0.000225 | 0.00066 | 0.10 | 0.0984 | 0.0980 | 0.0956 | 0.085 to 0.115 | 98.4 | 70 to 130 | 0.407 | 20 |
| BA05852 | Beryllium, Total | mg/L | 0.0000309 | 0.00088 | 0.10 | 0.0923 | 0.0935 | 0.0916 | 0.085 to 0.115 | 92.3 | 70 to 130 | 1.29 | 20 |
| BA05852 | Chromium, Total | mg/L | 0.0000214 | 0.00044 | 0.10 | 0.102 | 0.0984 | 0.102 | 0.085 to 0.115 | 102 | 70 to 130 | 3.59 | 20 |
| BA05852 | Lithium, Total | mg/L | 0.000116 | 0.0154 | 0.20 | 0.276 | 0.275 | 0.198 | 0.17 to 0.23 | 112 | 70 to 130 | 0.363 | 20 |
| BA05852 | Thallium, Total | mg/L | -0.00000172 | 0.0001474 | 0.10 | 0.103 | 0.101 | 0.105 | 0.085 to 0.115 | 103 | 70 to 130 | 1.96 | 20 |
| BA05852 | Boron, Total | mg/L | 0.00282 | 0.0650254 | 1.00 | 1.03 | 1.03 | 1.01 | 0.85 to 1.15 | 103 | 70 to 130 | 0.00 | 20 |
| BA05852 | Cobalt, Total | mg/L | -0.00000297 | 0.0001474 | 0.10 | 0.0995 | 0.0954 | 0.0997 | 0.085 to 0.115 | 99.5 | 70 to 130 | 4.21 | 20 |
| BA05852 | Cadmium, Total | mg/L | -0.00000379 | 0.0001474 | 0.10 | 0.1000 | 0.0979 | 0.103 | 0.085 to 0.115 | 100 | 70 to 130 | 2.12 | 20 |
| BA05852 | Selenium, Total | mg/L | 0.0000712 | 0.00066 | 0.10 | 0.0998 | 0.0977 | 0.102 | 0.085 to 0.115 | 99.8 | 70 to 130 | 2.13 | 20 |

**Comments:**

Alabama Power
General Test Laboratory
744 County Road 87, GSC #8
Calera, AL 35040

Alabama Power

# Batch QC Summary

**Customer Account:** WMWGORAP
**Sample Date:** 3/18/20 14:35
**Customer ID:**
**Delivery Date:** 3/19/20 10:59

**Description:** Gorgas Ash Pond - MW-31H

**Laboratory ID Number:** BA05424

| Sample | Analysis | Units | MB | MB Limit | Spike | MS | Sample Duplicate | Standard | Standard Limit | Rec | Rec Limit | Prec | Prec Limit |
|---|---|---|---|---|---|---|---|---|---|---|---|---|---|
| BA05424 | Sulfate | mg/L | -0.237 | 0.50 | 80.0 | 129 | 49.7 | 19.0 | 18 to 22 | 98.2 | 80 to 120 | 1.40 | 20 |
| BA05424 | Fluoride | mg/L | 0.0192 | 0.05 | 2.50 | 2.75 | 0.147 | 2.64 | 2.25 to 2.75 | 104 | 80 to 120 | 2.02 | 20 |
| BA05424 | Chloride | mg/L | -0.213 | 0.50 | 40.0 | 77.3 | 39.9 | 10.3 | 9 to 11 | 90.0 | 80 to 120 | 3.45 | 20 |
| BA05424 | Solids, Dissolved | mg/L | 2.00 | 25 | | | 327 | 55.0 | 40 to 60 | | | 0.153 | 5 |

**Comments:**

Alabama Power
General Test Laboratory
744 County Road 87, GSC #8
Calera, AL 35040

# Certificate Of Analysis

Alabama Power

**Description:** Gorgas Ash Pond - MW-9V

**Location Code:** WMWGORAP
**Collected:** 3/23/20 16:05
**Customer ID:**
**Submittal Date:** 3/26/20 11:12

**Laboratory ID Number:** BA05846

| Name | Prepared | Analyzed | Vio Spec | DF | Results | Units | MDL | RL | Q |
|---|---|---|---|---|---|---|---|---|---|
| ***Analytical Method: EPA 200.7*** | ***Analyst: RDA*** | | | | ***Preparation Method: EPA 1638*** | | | | |
| * Boron, Total | 3/30/20 13:30 | 3/31/20 11:38 | | 1.015 | 0.0316 | mg/L | 0.03 | 0.1 | J |
| * Calcium, Total | 3/30/20 13:30 | 3/31/20 12:56 | | 10.15 | 42.9 | mg/L | 1.015 | 5.075 | |
| * Lithium, Total | 3/30/20 13:30 | 3/31/20 11:38 | | 1.015 | 0.0309 | mg/L | 0.01 | 0.02 | |
| ***Analytical Method: EPA 200.8*** | ***Analyst: DLJ*** | | | | ***Preparation Method: EPA 1638*** | | | | |
| * Antimony, Total | 3/26/20 13:06 | 3/27/20 11:38 | | 1.015 | Not Detected | mg/L | 0.0008 | 0.003 | U |
| * Arsenic, Total | 3/26/20 13:06 | 3/27/20 11:38 | | 1.015 | Not Detected | mg/L | 0.001 | 0.005 | U |
| * Barium, Total | 3/26/20 13:06 | 3/27/20 11:38 | | 1.015 | 0.215 | mg/L | 0.002 | 0.01 | |
| * Beryllium, Total | 3/26/20 13:06 | 3/27/20 11:38 | | 1.015 | Not Detected | mg/L | 0.0006 | 0.003 | U |
| * Cadmium, Total | 3/26/20 13:06 | 3/27/20 11:38 | | 1.015 | Not Detected | mg/L | 0.0003 | 0.001 | U |
| * Chromium, Total | 3/26/20 13:06 | 3/27/20 11:38 | | 1.015 | Not Detected | mg/L | 0.002 | 0.01 | U |
| * Cobalt, Total | 3/26/20 13:06 | 3/27/20 11:38 | | 1.015 | Not Detected | mg/L | 0.002 | 0.005 | U |
| * Lead, Total | 3/26/20 13:06 | 3/27/20 11:38 | | 1.015 | Not Detected | mg/L | 0.001 | 0.005 | U |
| * Molybdenum, Total | 3/26/20 13:06 | 3/27/20 11:38 | | 1.015 | Not Detected | mg/L | 0.002 | 0.01 | U |
| * Selenium, Total | 3/26/20 13:06 | 3/27/20 11:38 | | 1.015 | Not Detected | mg/L | 0.002 | 0.01 | U |
| * Thallium, Total | 3/26/20 13:06 | 3/27/20 11:38 | | 1.015 | Not Detected | mg/L | 0.0002 | 0.001 | U |
| ***Analytical Method: EPA 245.1*** | ***Analyst: GAS*** | | | | | | | | |
| * Mercury, Total by CVAA | 3/31/20 10:03 | 4/1/20 11:04 | | 1 | Not Detected | mg/L | 0.0003 | 0.0005 | U |
| ***Analytical Method: SM 2540C*** | ***Analyst: TJW*** | | | | | | | | |
| * Solids, Dissolved | 3/27/20 10:30 | 3/31/20 12:14 | | 1 | 268 | mg/L | | 25 | |
| ***Analytical Method: SM4500Cl E*** | ***Analyst: JCC*** | | | | | | | | |
| * Chloride | 3/30/20 10:01 | 3/30/20 10:01 | | 1 | 5.13 | mg/L | 0.50 | 1 | |
| ***Analytical Method: SM4500F G 2017*** | ***Analyst: JCC*** | | | | | | | | |
| * Fluoride | 3/30/20 12:26 | 3/30/20 12:26 | | 1 | 0.187 | mg/L | 0.06 | 0.1 | |
| ***Analytical Method: SM4500SO4 E*** | ***Analyst: JCC*** | | | | | | | | |
| * Sulfate | 4/1/20 09:46 | 4/1/20 09:46 | | 1 | 18.7 | mg/L | 0.50 | 1 | |
| ***Analytical Method: Field Measurements*** | ***Analyst: TJD*** | | | | | | | | |
| Conductivity | 3/23/20 16:02 | 3/23/20 16:02 | | | 413.93 | uS/cm | | | FA |
| pH | 3/23/20 16:02 | 3/23/20 16:02 | | | 6.97 | SU | | | FA |
| Temperature | 3/23/20 16:02 | 3/23/20 16:02 | | | 17.90 | C | | | FA |
| Turbidity | 3/23/20 16:02 | 3/23/20 16:02 | | | 1.21 | NTU | | | FA |

MDL's and RL's are adjusted for sample dilution, as applicable

**Comments:**

Reported: 4/14/2020
Version: 3.1
COA_CCR

Alabama Power
General Test Laboratory
744 County Road 87, GSC #8
Calera, AL 35040

# Batch QC Summary

Alabama Power

**Customer Account:** WMWGORAP
**Sample Date:** 3/23/20 16:05
**Customer ID:**
**Delivery Date:** 3/26/20 11:12

**Description**:Gorgas Ash Pond - MW-9V

**Laboratory ID Number:** BA05846

| Sample | Analysis | Units | MB | MB Limit | Spike | MS | MSD | Standard | Standard Limit | Rec | Rec Limit | Prec | Prec Limit |
|---|---|---|---|---|---|---|---|---|---|---|---|---|---|
| BA05852 | Arsenic, Total | mg/L | -0.00000532 | 0.0001474 | 0.10 | 0.105 | 0.101 | 0.103 | 0.085 to 0.115 | 104 | 70 to 130 | 3.88 | 20 |
| BA05852 | Calcium, Total | mg/L | -0.0154 | 0.1518 | 5.00 | 32.7 | 32.9 | 5.21 | 4.25 to 5.75 | 98.0 | 70 to 130 | 0.610 | 20 |
| BA05852 | Barium, Total | mg/L | 0.0000153 | 0.0002 | 0.10 | 0.631 | 0.626 | 0.0955 | 0.085 to 0.115 | 104 | 70 to 130 | 0.796 | 20 |
| BA05855 | Mercury, Total by CVAA | mg/L | -0.0000411 | 0.0005 | 0.004 | 0.00390 | 0.00398 | 0.00422 | 0.0034 to 0.0046 | 97.5 | 70 to 130 | 2.03 | 20 |
| BA05852 | Boron, Total | mg/L | 0.00282 | 0.0650254 | 1.00 | 1.03 | 1.03 | 1.01 | 0.85 to 1.15 | 103 | 70 to 130 | 0.00 | 20 |
| BA05852 | Cobalt, Total | mg/L | -0.00000297 | 0.0001474 | 0.10 | 0.0995 | 0.0954 | 0.0997 | 0.085 to 0.115 | 99.5 | 70 to 130 | 4.21 | 20 |
| BA05852 | Molybdenum, Total | mg/L | 0.00000378 | 0.0001474 | 0.10 | 0.101 | 0.0984 | 0.0988 | 0.085 to 0.115 | 98.5 | 70 to 130 | 2.61 | 20 |
| BA05852 | Lead, Total | mg/L | 0.00000303 | 0.0001474 | 0.10 | 0.101 | 0.0980 | 0.102 | 0.085 to 0.115 | 101 | 70 to 130 | 3.02 | 20 |
| BA05852 | Antimony, Total | mg/L | 0.000225 | 0.00066 | 0.10 | 0.0984 | 0.0980 | 0.0956 | 0.085 to 0.115 | 98.4 | 70 to 130 | 0.407 | 20 |
| BA05852 | Cadmium, Total | mg/L | -0.00000379 | 0.0001474 | 0.10 | 0.1000 | 0.0979 | 0.103 | 0.085 to 0.115 | 100 | 70 to 130 | 2.12 | 20 |
| BA05852 | Selenium, Total | mg/L | 0.0000712 | 0.00066 | 0.10 | 0.0998 | 0.0977 | 0.102 | 0.085 to 0.115 | 99.8 | 70 to 130 | 2.13 | 20 |
| BA05852 | Beryllium, Total | mg/L | 0.0000309 | 0.00088 | 0.10 | 0.0923 | 0.0935 | 0.0916 | 0.085 to 0.115 | 92.3 | 70 to 130 | 1.29 | 20 |
| BA05852 | Chromium, Total | mg/L | 0.0000214 | 0.00044 | 0.10 | 0.102 | 0.0984 | 0.102 | 0.085 to 0.115 | 102 | 70 to 130 | 3.59 | 20 |
| BA05852 | Lithium, Total | mg/L | 0.000116 | 0.0154 | 0.20 | 0.276 | 0.275 | 0.198 | 0.17 to 0.23 | 112 | 70 to 130 | 0.363 | 20 |
| BA05852 | Thallium, Total | mg/L | -0.00000172 | 0.0001474 | 0.10 | 0.103 | 0.101 | 0.105 | 0.085 to 0.115 | 103 | 70 to 130 | 1.96 | 20 |

**Comments:**

Alabama Power
General Test Laboratory
744 County Road 87, GSC #8
Calera, AL 35040

Alabama Power

# Batch QC Summary

**Customer Account:** WMWGORAP
**Sample Date:** 3/23/20 16:05
**Customer ID:**
**Delivery Date:** 3/26/20 11:12

**Description:** Gorgas Ash Pond - MW-9V

**Laboratory ID Number:** BA05846

| Sample | Analysis | Units | MB | MB Limit | Spike | MS | Sample Duplicate | Standard | Standard Limit | Rec | Rec Limit | Prec | Prec Limit |
|---|---|---|---|---|---|---|---|---|---|---|---|---|---|
| BA05855 | Sulfate | mg/L | -0.119 | 0.50 | 1000 | 2120 | 1000 | 19.2 | 18 to 22 | 107 | 80 to 120 | 4.88 | 20 |
| BA05853 | Solids, Dissolved | mg/L | 2.00 | 25 | | | 362 | 54.0 | 40 to 60 | | | 0.275 | 5 |
| BA05855 | Chloride | mg/L | 0.047 | 0.50 | 2000 | 3070 | 961 | 10.4 | 9 to 11 | 104 | 80 to 120 | 2.06 | 20 |
| BA05855 | Fluoride | mg/L | 0.0191 | 0.05 | 2.50 | 3.10 | 0.478 | 2.57 | 2.25 to 2.75 | 104 | 80 to 120 | 3.29 | 20 |

**Comments:**

Alabama Power
General Test Laboratory
744 County Road 87, GSC #8
Calera, AL 35040

# Certificate Of Analysis

Alabama Power

**Description:** Gorgas Ash Pond - MW-42H

**Location Code:** WMWGORAP
**Collected:** 3/24/20 08:50
**Customer ID:**
**Submittal Date:** 3/26/20 11:12

**Laboratory ID Number:** BA05847

| Name | Prepared | Analyzed | Vio Spec | DF | Results | Units | MDL | RL | Q |
|---|---|---|---|---|---|---|---|---|---|
| ***Analytical Method: EPA 200.7*** | ***Analyst: RDA*** | | | | ***Preparation Method: EPA 1638*** | | | | |
| * Boron, Total | 3/30/20 13:30 | 3/31/20 11:41 | | 1.015 | Not Detected | mg/L | 0.03 | 0.1 | U |
| * Calcium, Total | 3/30/20 13:30 | 3/31/20 12:59 | | 10.15 | 149 | mg/L | 1.015 | 5.075 | |
| * Lithium, Total | 3/30/20 13:30 | 3/31/20 11:41 | | 1.015 | 0.0346 | mg/L | 0.01 | 0.02 | |
| ***Analytical Method: EPA 200.8*** | ***Analyst: DLJ*** | | | | ***Preparation Method: EPA 1638*** | | | | |
| * Antimony, Total | 3/26/20 13:06 | 3/27/20 11:41 | | 1.015 | Not Detected | mg/L | 0.0008 | 0.003 | U |
| * Arsenic, Total | 3/26/20 13:06 | 3/27/20 11:41 | | 1.015 | 0.00944 | mg/L | 0.001 | 0.005 | |
| * Barium, Total | 3/26/20 13:06 | 3/27/20 11:41 | | 1.015 | 0.0253 | mg/L | 0.002 | 0.01 | |
| * Beryllium, Total | 3/26/20 13:06 | 3/27/20 11:41 | | 1.015 | Not Detected | mg/L | 0.0006 | 0.003 | U |
| * Cadmium, Total | 3/26/20 13:06 | 3/27/20 11:41 | | 1.015 | Not Detected | mg/L | 0.0003 | 0.001 | U |
| * Chromium, Total | 3/26/20 13:06 | 3/27/20 11:41 | | 1.015 | Not Detected | mg/L | 0.002 | 0.01 | U |
| * Cobalt, Total | 3/26/20 13:06 | 3/27/20 11:41 | | 1.015 | 0.00218 | mg/L | 0.002 | 0.005 | J |
| * Lead, Total | 3/26/20 13:06 | 3/27/20 11:41 | | 1.015 | Not Detected | mg/L | 0.001 | 0.005 | U |
| * Molybdenum, Total | 3/26/20 13:06 | 3/27/20 11:41 | | 1.015 | Not Detected | mg/L | 0.002 | 0.01 | U |
| * Selenium, Total | 3/26/20 13:06 | 3/27/20 11:41 | | 1.015 | Not Detected | mg/L | 0.002 | 0.01 | U |
| * Thallium, Total | 3/26/20 13:06 | 3/27/20 11:41 | | 1.015 | Not Detected | mg/L | 0.0002 | 0.001 | U |
| ***Analytical Method: EPA 245.1*** | ***Analyst: GAS*** | | | | | | | | |
| * Mercury, Total by CVAA | 3/31/20 10:03 | 4/1/20 11:07 | | 1 | Not Detected | mg/L | 0.0003 | 0.0005 | U |
| ***Analytical Method: SM 2540C*** | ***Analyst: TJW*** | | | | | | | | |
| * Solids, Dissolved | 3/27/20 10:30 | 3/31/20 12:14 | | 1 | 850 | mg/L | | 50 | |
| ***Analytical Method: SM4500Cl E*** | ***Analyst: JCC*** | | | | | | | | |
| * Chloride | 3/30/20 10:02 | 3/30/20 10:02 | | 1 | 3.35 | mg/L | 0.50 | 1 | |
| ***Analytical Method: SM4500F G 2017*** | ***Analyst: JCC*** | | | | | | | | |
| * Fluoride | 3/30/20 12:28 | 3/30/20 12:28 | | 1 | 0.130 | mg/L | 0.06 | 0.1 | |
| ***Analytical Method: SM4500SO4 E*** | ***Analyst: JCC*** | | | | | | | | |
| * Sulfate | 4/1/20 09:57 | 4/1/20 09:57 | | 25 | 449 | mg/L | 12.50 | 25 | |
| ***Analytical Method: Field Measurements*** | ***Analyst: TJD*** | | | | | | | | |
| Conductivity | 3/24/20 08:46 | 3/24/20 08:46 | | | 1089.07 | uS/cm | | | FA |
| pH | 3/24/20 08:46 | 3/24/20 08:46 | | | 6.28 | SU | | | FA |
| Temperature | 3/24/20 08:46 | 3/24/20 08:46 | | | 17.52 | C | | | FA |
| Turbidity | 3/24/20 08:46 | 3/24/20 08:46 | | | 2.13 | NTU | | | FA |

MDL's and RL's are adjusted for sample dilution, as applicable

**Comments:**

Reported: 4/14/2020
Version: 3.1
COA_CCR

Alabama Power
General Test Laboratory
744 County Road 87, GSC #8
Calera, AL 35040

# Batch QC Summary

Alabama Power

**Customer Account:** WMWGORAP
**Sample Date:** 3/24/20 08:50
**Customer ID:**
**Delivery Date:** 3/26/20 11:12

**Description**:Gorgas Ash Pond - MW-42H

**Laboratory ID Number:** BA05847

| Sample | Analysis | Units | MB | MB Limit | Spike | MS | MSD | Standard | Standard Limit | Rec | Rec Limit | Prec | Prec Limit |
|---|---|---|---|---|---|---|---|---|---|---|---|---|---|
| BA05852 | Calcium, Total | mg/L | -0.0154 | 0.1518 | 5.00 | 32.7 | 32.9 | 5.21 | 4.25 to 5.75 | 98.0 | 70 to 130 | 0.610 | 20 |
| BA05852 | Arsenic, Total | mg/L | -0.00000532 | 0.0001474 | 0.10 | 0.105 | 0.101 | 0.103 | 0.085 to 0.115 | 104 | 70 to 130 | 3.88 | 20 |
| BA05852 | Boron, Total | mg/L | 0.00282 | 0.0650254 | 1.00 | 1.03 | 1.03 | 1.01 | 0.85 to 1.15 | 103 | 70 to 130 | 0.00 | 20 |
| BA05852 | Cobalt, Total | mg/L | -0.00000297 | 0.0001474 | 0.10 | 0.0995 | 0.0954 | 0.0997 | 0.085 to 0.115 | 99.5 | 70 to 130 | 4.21 | 20 |
| BA05852 | Barium, Total | mg/L | 0.0000153 | 0.0002 | 0.10 | 0.631 | 0.626 | 0.0955 | 0.085 to 0.115 | 104 | 70 to 130 | 0.796 | 20 |
| BA05855 | Mercury, Total by CVAA | mg/L | -0.0000411 | 0.0005 | 0.004 | 0.00390 | 0.00398 | 0.00422 | 0.0034 to 0.0046 | 97.5 | 70 to 130 | 2.03 | 20 |
| BA05852 | Beryllium, Total | mg/L | 0.0000309 | 0.00088 | 0.10 | 0.0923 | 0.0935 | 0.0916 | 0.085 to 0.115 | 92.3 | 70 to 130 | 1.29 | 20 |
| BA05852 | Chromium, Total | mg/L | 0.0000214 | 0.00044 | 0.10 | 0.102 | 0.0984 | 0.102 | 0.085 to 0.115 | 102 | 70 to 130 | 3.59 | 20 |
| BA05852 | Lithium, Total | mg/L | 0.000116 | 0.0154 | 0.20 | 0.276 | 0.275 | 0.198 | 0.17 to 0.23 | 112 | 70 to 130 | 0.363 | 20 |
| BA05852 | Thallium, Total | mg/L | -0.00000172 | 0.0001474 | 0.10 | 0.103 | 0.101 | 0.105 | 0.085 to 0.115 | 103 | 70 to 130 | 1.96 | 20 |
| BA05852 | Molybdenum, Total | mg/L | 0.00000378 | 0.0001474 | 0.10 | 0.101 | 0.0984 | 0.0988 | 0.085 to 0.115 | 98.5 | 70 to 130 | 2.61 | 20 |
| BA05852 | Lead, Total | mg/L | 0.00000303 | 0.0001474 | 0.10 | 0.101 | 0.0980 | 0.102 | 0.085 to 0.115 | 101 | 70 to 130 | 3.02 | 20 |
| BA05852 | Antimony, Total | mg/L | 0.000225 | 0.00066 | 0.10 | 0.0984 | 0.0980 | 0.0956 | 0.085 to 0.115 | 98.4 | 70 to 130 | 0.407 | 20 |
| BA05852 | Cadmium, Total | mg/L | -0.00000379 | 0.0001474 | 0.10 | 0.1000 | 0.0979 | 0.103 | 0.085 to 0.115 | 100 | 70 to 130 | 2.12 | 20 |
| BA05852 | Selenium, Total | mg/L | 0.0000712 | 0.00066 | 0.10 | 0.0998 | 0.0977 | 0.102 | 0.085 to 0.115 | 99.8 | 70 to 130 | 2.13 | 20 |

**Comments:**

Reported: 4/14/2020
Version: 3.1
COA_CCR

Alabama Power
General Test Laboratory
744 County Road 87, GSC #8
Calera, AL 35040

Alabama Power

# Batch QC Summary

**Customer Account:** WMWGORAP
**Sample Date:** 3/24/20 08:50
**Customer ID:**
**Delivery Date:** 3/26/20 11:12

**Description:** Gorgas Ash Pond - MW-42H

**Laboratory ID Number:** BA05847

| Sample | Analysis | Units | MB | MB Limit | Spike | MS | Sample Duplicate | Standard | Standard Limit | Rec | Rec Limit | Prec | Prec Limit |
|---|---|---|---|---|---|---|---|---|---|---|---|---|---|
| BA05855 | Sulfate | mg/L | -0.119 | 0.50 | 1000 | 2120 | 1000 | 19.2 | 18 to 22 | 107 | 80 to 120 | 4.88 | 20 |
| BA05853 | Solids, Dissolved | mg/L | 2.00 | 25 | | | 362 | 54.0 | 40 to 60 | | | 0.275 | 5 |
| BA05855 | Chloride | mg/L | 0.047 | 0.50 | 2000 | 3070 | 961 | 10.4 | 9 to 11 | 104 | 80 to 120 | 2.06 | 20 |
| BA05855 | Fluoride | mg/L | 0.0191 | 0.05 | 2.50 | 3.10 | 0.478 | 2.57 | 2.25 to 2.75 | 104 | 80 to 120 | 3.29 | 20 |

**Comments:**

Alabama Power
General Test Laboratory
744 County Road 87, GSC #8
Calera, AL 35040

# *Certificate Of Analysis*

Alabama Power

**Description:** Gorgas Ash Pond - MW-42H DUP

**Location Code:** WMWGORAP
**Collected:** 3/24/20 08:50
**Customer ID:**
**Submittal Date:** 3/26/20 11:12

**Laboratory ID Number:** BA05848

| Name | Prepared | Analyzed | Vio Spec | DF | Results | Units | MDL | RL | Q |
|---|---|---|---|---|---|---|---|---|---|
| ***Analytical Method: EPA 200.7*** | ***Analyst: RDA*** | | | | ***Preparation Method: EPA 1638*** | | | | |
| * Boron, Total | 3/30/20 13:30 | 3/31/20 11:44 | | 1.015 | Not Detected | mg/L | 0.03 | 0.1 | U |
| * Calcium, Total | 3/30/20 13:30 | 3/31/20 13:01 | | 10.15 | 146 | mg/L | 1.015 | 5.075 | |
| * Lithium, Total | 3/30/20 13:30 | 3/31/20 11:44 | | 1.015 | 0.0346 | mg/L | 0.01 | 0.02 | |
| ***Analytical Method: EPA 200.8*** | ***Analyst: DLJ*** | | | | ***Preparation Method: EPA 1638*** | | | | |
| * Antimony, Total | 3/26/20 13:06 | 3/27/20 11:43 | | 1.015 | Not Detected | mg/L | 0.0008 | 0.003 | U |
| * Arsenic, Total | 3/26/20 13:06 | 3/27/20 11:43 | | 1.015 | 0.00947 | mg/L | 0.001 | 0.005 | |
| * Barium, Total | 3/26/20 13:06 | 3/27/20 11:43 | | 1.015 | 0.0253 | mg/L | 0.002 | 0.01 | |
| * Beryllium, Total | 3/26/20 13:06 | 3/27/20 11:43 | | 1.015 | Not Detected | mg/L | 0.0006 | 0.003 | U |
| * Cadmium, Total | 3/26/20 13:06 | 3/27/20 11:43 | | 1.015 | Not Detected | mg/L | 0.0003 | 0.001 | U |
| * Chromium, Total | 3/26/20 13:06 | 3/27/20 11:43 | | 1.015 | Not Detected | mg/L | 0.002 | 0.01 | U |
| * Cobalt, Total | 3/26/20 13:06 | 3/27/20 11:43 | | 1.015 | 0.00216 | mg/L | 0.002 | 0.005 | J |
| * Lead, Total | 3/26/20 13:06 | 3/27/20 11:43 | | 1.015 | Not Detected | mg/L | 0.001 | 0.005 | U |
| * Molybdenum, Total | 3/26/20 13:06 | 3/27/20 11:43 | | 1.015 | Not Detected | mg/L | 0.002 | 0.01 | U |
| * Selenium, Total | 3/26/20 13:06 | 3/27/20 11:43 | | 1.015 | Not Detected | mg/L | 0.002 | 0.01 | U |
| * Thallium, Total | 3/26/20 13:06 | 3/27/20 11:43 | | 1.015 | Not Detected | mg/L | 0.0002 | 0.001 | U |
| ***Analytical Method: EPA 245.1*** | ***Analyst: GAS*** | | | | | | | | |
| * Mercury, Total by CVAA | 3/31/20 10:03 | 4/1/20 11:09 | | 1 | Not Detected | mg/L | 0.0003 | 0.0005 | U |
| ***Analytical Method: SM 2540C*** | ***Analyst: TJW*** | | | | | | | | |
| * Solids, Dissolved | 3/27/20 10:30 | 3/31/20 12:14 | | 1 | 848 | mg/L | | 50 | |
| ***Analytical Method: SM4500Cl E*** | ***Analyst: JCC*** | | | | | | | | |
| * Chloride | 3/30/20 10:03 | 3/30/20 10:03 | | 1 | 3.41 | mg/L | 0.50 | 1 | |
| ***Analytical Method: SM4500F G 2017*** | ***Analyst: JCC*** | | | | | | | | |
| * Fluoride | 3/30/20 12:29 | 3/30/20 12:29 | | 1 | 0.127 | mg/L | 0.06 | 0.1 | |
| ***Analytical Method: SM4500SO4 E*** | ***Analyst: JCC*** | | | | | | | | |
| * Sulfate | 4/1/20 09:58 | 4/1/20 09:58 | | 25 | 436 | mg/L | 12.50 | 25 | |
| ***Analytical Method: Field Measurements*** | ***Analyst: TJD*** | | | | | | | | |
| Conductivity | 3/24/20 08:46 | 3/24/20 08:46 | | | 1089.07 | uS/cm | | | FA |
| pH | 3/24/20 08:46 | 3/24/20 08:46 | | | 6.28 | SU | | | FA |
| Temperature | 3/24/20 08:46 | 3/24/20 08:46 | | | 17.52 | C | | | FA |
| Turbidity | 3/24/20 08:46 | 3/24/20 08:46 | | | 2.13 | NTU | | | FA |

MDL's and RL's are adjusted for sample dilution, as applicable

**Comments:**

Reported: 4/14/2020
Version: 3.1
COA_CCR

Alabama Power
General Test Laboratory
744 County Road 87, GSC #8
Calera, AL 35040

# Batch QC Summary

Alabama Power

**Customer Account:** WMWGORAP
**Sample Date:** 3/24/20 08:50
**Customer ID:**
**Delivery Date:** 3/26/20 11:12

**Description**:Gorgas Ash Pond - MW-42H DUP

**Laboratory ID Number:** BA05848

| Sample | Analysis | Units | MB | MB Limit | Spike | MS | MSD | Standard | Standard Limit | Rec | Rec Limit | Prec | Prec Limit |
|---|---|---|---|---|---|---|---|---|---|---|---|---|---|
| BA05852 | Calcium, Total | mg/L | -0.0154 | 0.1518 | 5.00 | 32.7 | 32.9 | 5.21 | 4.25 to 5.75 | 98.0 | 70 to 130 | 0.610 | 20 |
| BA05852 | Arsenic, Total | mg/L | -0.00000532 | 0.0001474 | 0.10 | 0.105 | 0.101 | 0.103 | 0.085 to 0.115 | 104 | 70 to 130 | 3.88 | 20 |
| BA05852 | Boron, Total | mg/L | 0.00282 | 0.0650254 | 1.00 | 1.03 | 1.03 | 1.01 | 0.85 to 1.15 | 103 | 70 to 130 | 0.00 | 20 |
| BA05852 | Cobalt, Total | mg/L | -0.00000297 | 0.0001474 | 0.10 | 0.0995 | 0.0954 | 0.0997 | 0.085 to 0.115 | 99.5 | 70 to 130 | 4.21 | 20 |
| BA05852 | Molybdenum, Total | mg/L | 0.00000378 | 0.0001474 | 0.10 | 0.101 | 0.0984 | 0.0988 | 0.085 to 0.115 | 98.5 | 70 to 130 | 2.61 | 20 |
| BA05852 | Lead, Total | mg/L | 0.00000303 | 0.0001474 | 0.10 | 0.101 | 0.0980 | 0.102 | 0.085 to 0.115 | 101 | 70 to 130 | 3.02 | 20 |
| BA05852 | Antimony, Total | mg/L | 0.000225 | 0.00066 | 0.10 | 0.0984 | 0.0980 | 0.0956 | 0.085 to 0.115 | 98.4 | 70 to 130 | 0.407 | 20 |
| BA05852 | Beryllium, Total | mg/L | 0.0000309 | 0.00088 | 0.10 | 0.0923 | 0.0935 | 0.0916 | 0.085 to 0.115 | 92.3 | 70 to 130 | 1.29 | 20 |
| BA05852 | Chromium, Total | mg/L | 0.0000214 | 0.00044 | 0.10 | 0.102 | 0.0984 | 0.102 | 0.085 to 0.115 | 102 | 70 to 130 | 3.59 | 20 |
| BA05852 | Lithium, Total | mg/L | 0.000116 | 0.0154 | 0.20 | 0.276 | 0.275 | 0.198 | 0.17 to 0.23 | 112 | 70 to 130 | 0.363 | 20 |
| BA05852 | Thallium, Total | mg/L | -0.00000172 | 0.0001474 | 0.10 | 0.103 | 0.101 | 0.105 | 0.085 to 0.115 | 103 | 70 to 130 | 1.96 | 20 |
| BA05852 | Cadmium, Total | mg/L | -0.00000379 | 0.0001474 | 0.10 | 0.1000 | 0.0979 | 0.103 | 0.085 to 0.115 | 100 | 70 to 130 | 2.12 | 20 |
| BA05852 | Selenium, Total | mg/L | 0.0000712 | 0.00066 | 0.10 | 0.0998 | 0.0977 | 0.102 | 0.085 to 0.115 | 99.8 | 70 to 130 | 2.13 | 20 |
| BA05852 | Barium, Total | mg/L | 0.0000153 | 0.0002 | 0.10 | 0.631 | 0.626 | 0.0955 | 0.085 to 0.115 | 104 | 70 to 130 | 0.796 | 20 |
| BA05855 | Mercury, Total by CVAA | mg/L | -0.0000411 | 0.0005 | 0.004 | 0.00390 | 0.00398 | 0.00422 | 0.0034 to 0.0046 | 97.5 | 70 to 130 | 2.03 | 20 |

**Comments:**

Reported: 4/14/2020
Version: 3.1
COA_CCR

Alabama Power
General Test Laboratory
744 County Road 87, GSC #8
Calera, AL 35040

Alabama Power

# Batch QC Summary

**Customer Account:** WMWGORAP
**Sample Date:** 3/24/20 08:50
**Customer ID:**
**Delivery Date:** 3/26/20 11:12

**Description:** Gorgas Ash Pond - MW-42H DUP

**Laboratory ID Number:** BA05848

| Sample | Analysis | Units | MB | MB Limit | Spike | MS | Sample Duplicate | Standard | Standard Limit | Rec | Rec Limit | Prec | Prec Limit |
|---|---|---|---|---|---|---|---|---|---|---|---|---|---|
| BA05855 | Sulfate | mg/L | -0.119 | 0.50 | 1000 | 2120 | 1000 | 19.2 | 18 to 22 | 107 | 80 to 120 | 4.88 | 20 |
| BA05853 | Solids, Dissolved | mg/L | 2.00 | 25 | | | 362 | 54.0 | 40 to 60 | | | 0.275 | 5 |
| BA05855 | Chloride | mg/L | 0.047 | 0.50 | 2000 | 3070 | 961 | 10.4 | 9 to 11 | 104 | 80 to 120 | 2.06 | 20 |
| BA05855 | Fluoride | mg/L | 0.0191 | 0.05 | 2.50 | 3.10 | 0.478 | 2.57 | 2.25 to 2.75 | 104 | 80 to 120 | 3.29 | 20 |

**Comments:**

Alabama Power
General Test Laboratory
744 County Road 87, GSC #8
Calera, AL 35040

# *Certificate Of Analysis*

Alabama Power

**Description:** Gorgas Ash Pond - MW-38H

**Location Code:** WMWGORAP
**Collected:** 3/24/20 10:55
**Customer ID:**
**Submittal Date:** 3/26/20 11:12

**Laboratory ID Number:** BA05849

| Name | Prepared | Analyzed | Vio Spec | DF | Results | Units | MDL | RL | Q |
|---|---|---|---|---|---|---|---|---|---|
| ***Analytical Method: EPA 200.7*** | ***Analyst: RDA*** | | | | ***Preparation Method: EPA 1638*** | | | | |
| * Boron, Total | 3/30/20 13:30 | 3/31/20 11:47 | | 1.015 | 0.0468 | mg/L | 0.03 | 0.1 | J |
| * Calcium, Total | 3/30/20 13:30 | 3/31/20 11:47 | | 1.015 | 9.33 | mg/L | 0.1 | 0.5 | |
| * Lithium, Total | 3/30/20 13:30 | 3/31/20 11:47 | | 1.015 | 0.0632 | mg/L | 0.01 | 0.02 | |
| ***Analytical Method: EPA 200.8*** | ***Analyst: DLJ*** | | | | ***Preparation Method: EPA 1638*** | | | | |
| * Antimony, Total | 3/26/20 13:06 | 3/27/20 11:46 | | 1.015 | Not Detected | mg/L | 0.0008 | 0.003 | U |
| * Arsenic, Total | 3/26/20 13:06 | 3/27/20 11:46 | | 1.015 | 0.00302 | mg/L | 0.001 | 0.005 | J |
| * Barium, Total | 3/26/20 13:06 | 3/27/20 11:46 | | 1.015 | 0.253 | mg/L | 0.002 | 0.01 | |
| * Beryllium, Total | 3/26/20 13:06 | 3/27/20 11:46 | | 1.015 | Not Detected | mg/L | 0.0006 | 0.003 | U |
| * Cadmium, Total | 3/26/20 13:06 | 3/27/20 11:46 | | 1.015 | Not Detected | mg/L | 0.0003 | 0.001 | U |
| * Chromium, Total | 3/26/20 13:06 | 3/27/20 11:46 | | 1.015 | Not Detected | mg/L | 0.002 | 0.01 | U |
| * Cobalt, Total | 3/26/20 13:06 | 3/27/20 11:46 | | 1.015 | Not Detected | mg/L | 0.002 | 0.005 | U |
| * Lead, Total | 3/26/20 13:06 | 3/27/20 11:46 | | 1.015 | Not Detected | mg/L | 0.001 | 0.005 | U |
| * Molybdenum, Total | 3/26/20 13:06 | 3/27/20 11:46 | | 1.015 | 0.00445 | mg/L | 0.002 | 0.01 | J |
| * Selenium, Total | 3/26/20 13:06 | 3/27/20 11:46 | | 1.015 | Not Detected | mg/L | 0.002 | 0.01 | U |
| * Thallium, Total | 3/26/20 13:06 | 3/27/20 11:46 | | 1.015 | Not Detected | mg/L | 0.0002 | 0.001 | U |
| ***Analytical Method: EPA 245.1*** | ***Analyst: GAS*** | | | | | | | | |
| * Mercury, Total by CVAA | 3/31/20 10:03 | 4/1/20 11:11 | | 1 | Not Detected | mg/L | 0.0003 | 0.0005 | U |
| ***Analytical Method: SM 2540C*** | ***Analyst: TJW*** | | | | | | | | |
| * Solids, Dissolved | 3/27/20 10:30 | 3/31/20 12:14 | | 1 | 335 | mg/L | | 25 | |
| ***Analytical Method: SM4500Cl E*** | ***Analyst: JCC*** | | | | | | | | |
| * Chloride | 3/30/20 10:04 | 3/30/20 10:04 | | 1 | 12.6 | mg/L | 0.50 | 1 | |
| ***Analytical Method: SM4500F G 2017*** | ***Analyst: JCC*** | | | | | | | | |
| * Fluoride | 3/30/20 12:30 | 3/30/20 12:30 | | 1 | 0.291 | mg/L | 0.06 | 0.1 | |
| ***Analytical Method: SM4500SO4 E*** | ***Analyst: JCC*** | | | | | | | | |
| * Sulfate | 4/1/20 09:49 | 4/1/20 09:49 | | 1 | 16.7 | mg/L | 0.50 | 1 | |
| ***Analytical Method: Field Measurements*** | ***Analyst: TJD*** | | | | | | | | |
| Conductivity | 3/24/20 10:50 | 3/24/20 10:50 | | | 550.85 | uS/cm | | | FA |
| pH | 3/24/20 10:50 | 3/24/20 10:50 | | | 7.99 | SU | | | FA |
| Temperature | 3/24/20 10:50 | 3/24/20 10:50 | | | 18.41 | C | | | FA |
| Turbidity | 3/24/20 10:50 | 3/24/20 10:50 | | | 7.24 | NTU | | | FA |

MDL's and RL's are adjusted for sample dilution, as applicable

**Comments:**

Reported: 4/14/2020
Version: 3.1
COA_CCR

Alabama Power
General Test Laboratory
744 County Road 87, GSC #8
Calera, AL 35040

# Batch QC Summary

Alabama Power

**Customer Account:** WMWGORAP
**Sample Date:** 3/24/20 10:55
**Customer ID:**
**Delivery Date:** 3/26/20 11:12

**Description**: Gorgas Ash Pond - MW-38H

**Laboratory ID Number:** BA05849

| Sample | Analysis | Units | MB | MB Limit | Spike | MS | MSD | Standard | Standard Limit | Rec | Rec Limit | Prec | Prec Limit |
|---|---|---|---|---|---|---|---|---|---|---|---|---|---|
| BA05852 | Calcium, Total | mg/L | -0.0154 | 0.1518 | 5.00 | 32.7 | 32.9 | 5.21 | 4.25 to 5.75 | 98.0 | 70 to 130 | 0.610 | 20 |
| BA05852 | Arsenic, Total | mg/L | -0.00000532 | 0.0001474 | 0.10 | 0.105 | 0.101 | 0.103 | 0.085 to 0.115 | 104 | 70 to 130 | 3.88 | 20 |
| BA05852 | Barium, Total | mg/L | 0.0000153 | 0.0002 | 0.10 | 0.631 | 0.626 | 0.0955 | 0.085 to 0.115 | 104 | 70 to 130 | 0.796 | 20 |
| BA05855 | Mercury, Total by CVAA | mg/L | -0.0000411 | 0.0005 | 0.004 | 0.00390 | 0.00398 | 0.00422 | 0.0034 to 0.0046 | 97.5 | 70 to 130 | 2.03 | 20 |
| BA05852 | Boron, Total | mg/L | 0.00282 | 0.0650254 | 1.00 | 1.03 | 1.03 | 1.01 | 0.85 to 1.15 | 103 | 70 to 130 | 0.00 | 20 |
| BA05852 | Cobalt, Total | mg/L | -0.00000297 | 0.0001474 | 0.10 | 0.0995 | 0.0954 | 0.0997 | 0.085 to 0.115 | 99.5 | 70 to 130 | 4.21 | 20 |
| BA05852 | Molybdenum, Total | mg/L | 0.00000378 | 0.0001474 | 0.10 | 0.101 | 0.0984 | 0.0988 | 0.085 to 0.115 | 98.5 | 70 to 130 | 2.61 | 20 |
| BA05852 | Lead, Total | mg/L | 0.00000303 | 0.0001474 | 0.10 | 0.101 | 0.0980 | 0.102 | 0.085 to 0.115 | 101 | 70 to 130 | 3.02 | 20 |
| BA05852 | Antimony, Total | mg/L | 0.000225 | 0.00066 | 0.10 | 0.0984 | 0.0980 | 0.0956 | 0.085 to 0.115 | 98.4 | 70 to 130 | 0.407 | 20 |
| BA05852 | Beryllium, Total | mg/L | 0.0000309 | 0.00088 | 0.10 | 0.0923 | 0.0935 | 0.0916 | 0.085 to 0.115 | 92.3 | 70 to 130 | 1.29 | 20 |
| BA05852 | Chromium, Total | mg/L | 0.0000214 | 0.00044 | 0.10 | 0.102 | 0.0984 | 0.102 | 0.085 to 0.115 | 102 | 70 to 130 | 3.59 | 20 |
| BA05852 | Lithium, Total | mg/L | 0.000116 | 0.0154 | 0.20 | 0.276 | 0.275 | 0.198 | 0.17 to 0.23 | 112 | 70 to 130 | 0.363 | 20 |
| BA05852 | Thallium, Total | mg/L | -0.00000172 | 0.0001474 | 0.10 | 0.103 | 0.101 | 0.105 | 0.085 to 0.115 | 103 | 70 to 130 | 1.96 | 20 |
| BA05852 | Cadmium, Total | mg/L | -0.00000379 | 0.0001474 | 0.10 | 0.1000 | 0.0979 | 0.103 | 0.085 to 0.115 | 100 | 70 to 130 | 2.12 | 20 |
| BA05852 | Selenium, Total | mg/L | 0.0000712 | 0.00066 | 0.10 | 0.0998 | 0.0977 | 0.102 | 0.085 to 0.115 | 99.8 | 70 to 130 | 2.13 | 20 |

**Comments:**

Alabama Power
General Test Laboratory
744 County Road 87, GSC #8
Calera, AL 35040

Alabama Power

# Batch QC Summary

**Customer Account:** WMWGORAP
**Sample Date:** 3/24/20 10:55
**Customer ID:**
**Delivery Date:** 3/26/20 11:12

**Description:** Gorgas Ash Pond - MW-38H

**Laboratory ID Number:** BA05849

| Sample | Analysis | Units | MB | MB Limit | Spike | MS | Sample Duplicate | Standard | Standard Limit | Rec | Rec Limit | Prec | Prec Limit |
|---|---|---|---|---|---|---|---|---|---|---|---|---|---|
| BA05855 | Sulfate | mg/L | -0.119 | 0.50 | 1000 | 2120 | 1000 | 19.2 | 18 to 22 | 107 | 80 to 120 | 4.88 | 20 |
| BA05853 | Solids, Dissolved | mg/L | 2.00 | 25 | | | 362 | 54.0 | 40 to 60 | | | 0.275 | 5 |
| BA05855 | Chloride | mg/L | 0.047 | 0.50 | 2000 | 3070 | 961 | 10.4 | 9 to 11 | 104 | 80 to 120 | 2.06 | 20 |
| BA05855 | Fluoride | mg/L | 0.0191 | 0.05 | 2.50 | 3.10 | 0.478 | 2.57 | 2.25 to 2.75 | 104 | 80 to 120 | 3.29 | 20 |

**Comments:**

Alabama Power
General Test Laboratory
744 County Road 87, GSC #8
Calera, AL 35040

# Certificate Of Analysis

Alabama Power

**Description:** Gorgas Ash Pond - MW-19

**Location Code:** WMWGORAP
**Collected:** 3/24/20 14:25
**Customer ID:**
**Submittal Date:** 3/26/20 11:12

**Laboratory ID Number:** BA05850

| Name | Prepared | Analyzed | Vio Spec | DF | Results | Units | MDL | RL | Q |
|---|---|---|---|---|---|---|---|---|---|
| ***Analytical Method: EPA 200.7*** | ***Analyst: RDA*** | | | | ***Preparation Method: EPA 1638*** | | | | |
| * Boron, Total | 3/30/20 13:30 | 3/31/20 11:49 | | 1.015 | 0.0398 | mg/L | 0.03 | 0.1 | J |
| * Calcium, Total | 3/30/20 13:30 | 3/31/20 13:04 | | 10.15 | 41.7 | mg/L | 1.015 | 5.075 | |
| * Lithium, Total | 3/30/20 13:30 | 3/31/20 11:49 | | 1.015 | 0.0417 | mg/L | 0.01 | 0.02 | |
| ***Analytical Method: EPA 200.8*** | ***Analyst: DLJ*** | | | | ***Preparation Method: EPA 1638*** | | | | |
| * Antimony, Total | 3/26/20 13:06 | 3/27/20 11:49 | | 1.015 | Not Detected | mg/L | 0.0008 | 0.003 | U |
| * Arsenic, Total | 3/26/20 13:06 | 3/27/20 11:49 | | 1.015 | 0.00313 | mg/L | 0.001 | 0.005 | J |
| * Barium, Total | 3/26/20 13:06 | 3/27/20 11:49 | | 1.015 | 0.324 | mg/L | 0.002 | 0.01 | |
| * Beryllium, Total | 3/26/20 13:06 | 3/27/20 11:49 | | 1.015 | Not Detected | mg/L | 0.0006 | 0.003 | U |
| * Cadmium, Total | 3/26/20 13:06 | 3/27/20 11:49 | | 1.015 | Not Detected | mg/L | 0.0003 | 0.001 | U |
| * Chromium, Total | 3/26/20 13:06 | 3/27/20 11:49 | | 1.015 | Not Detected | mg/L | 0.002 | 0.01 | U |
| * Cobalt, Total | 3/26/20 13:06 | 3/27/20 11:49 | | 1.015 | Not Detected | mg/L | 0.002 | 0.005 | U |
| * Lead, Total | 3/26/20 13:06 | 3/27/20 11:49 | | 1.015 | Not Detected | mg/L | 0.001 | 0.005 | U |
| * Molybdenum, Total | 3/26/20 13:06 | 3/27/20 11:49 | | 1.015 | 0.00605 | mg/L | 0.002 | 0.01 | J |
| * Selenium, Total | 3/26/20 13:06 | 3/27/20 11:49 | | 1.015 | Not Detected | mg/L | 0.002 | 0.01 | U |
| * Thallium, Total | 3/26/20 13:06 | 3/27/20 11:49 | | 1.015 | Not Detected | mg/L | 0.0002 | 0.001 | U |
| ***Analytical Method: EPA 245.1*** | ***Analyst: GAS*** | | | | | | | | |
| * Mercury, Total by CVAA | 3/31/20 10:03 | 4/1/20 11:14 | | 1 | Not Detected | mg/L | 0.0003 | 0.0005 | U |
| ***Analytical Method: SM 2540C*** | ***Analyst: TJW*** | | | | | | | | |
| * Solids, Dissolved | 3/27/20 10:30 | 3/31/20 12:14 | | 1 | 302 | mg/L | | 25 | |
| ***Analytical Method: SM4500Cl E*** | ***Analyst: JCC*** | | | | | | | | |
| * Chloride | 3/30/20 10:05 | 3/30/20 10:05 | | 1 | 6.29 | mg/L | 0.50 | 1 | |
| ***Analytical Method: SM4500F G 2017*** | ***Analyst: JCC*** | | | | | | | | |
| * Fluoride | 3/30/20 12:31 | 3/30/20 12:31 | | 1 | 0.327 | mg/L | 0.06 | 0.1 | |
| ***Analytical Method: SM4500SO4 E*** | ***Analyst: JCC*** | | | | | | | | |
| * Sulfate | 4/1/20 09:51 | 4/1/20 09:51 | | 1 | 15.2 | mg/L | 0.50 | 1 | |
| ***Analytical Method: Field Measurements*** | ***Analyst: TJD*** | | | | | | | | |
| Conductivity | 3/24/20 14:20 | 3/24/20 14:20 | | | 505.87 | uS/cm | | | FA |
| pH | 3/24/20 14:20 | 3/24/20 14:20 | | | 7.93 | SU | | | FA |
| Temperature | 3/24/20 14:20 | 3/24/20 14:20 | | | 18.40 | C | | | FA |
| Turbidity | 3/24/20 14:20 | 3/24/20 14:20 | | | 0.95 | NTU | | | FA |

MDL's and RL's are adjusted for sample dilution, as applicable

**Comments:**

Reported: 4/14/2020
Version: 3.1
COA_CCR

Alabama Power
General Test Laboratory
744 County Road 87, GSC #8
Calera, AL 35040

# Batch QC Summary

Alabama Power

**Customer Account:** WMWGORAP
**Sample Date:** 3/24/20 14:25
**Customer ID:**
**Delivery Date:** 3/26/20 11:12

**Description**: Gorgas Ash Pond - MW-19

**Laboratory ID Number:** BA05850

| Sample | Analysis | Units | MB | MB Limit | Spike | MS | MSD | Standard | Standard Limit | Rec | Rec Limit | Prec | Prec Limit |
|---|---|---|---|---|---|---|---|---|---|---|---|---|---|
| BA05852 | Calcium, Total | mg/L | -0.0154 | 0.1518 | 5.00 | 32.7 | 32.9 | 5.21 | 4.25 to 5.75 | 98.0 | 70 to 130 | 0.610 | 20 |
| BA05852 | Arsenic, Total | mg/L | -0.00000532 | 0.0001474 | 0.10 | 0.105 | 0.101 | 0.103 | 0.085 to 0.115 | 104 | 70 to 130 | 3.88 | 20 |
| BA05852 | Boron, Total | mg/L | 0.00282 | 0.0650254 | 1.00 | 1.03 | 1.03 | 1.01 | 0.85 to 1.15 | 103 | 70 to 130 | 0.00 | 20 |
| BA05852 | Cobalt, Total | mg/L | -0.00000297 | 0.0001474 | 0.10 | 0.0995 | 0.0954 | 0.0997 | 0.085 to 0.115 | 99.5 | 70 to 130 | 4.21 | 20 |
| BA05852 | Molybdenum, Total | mg/L | 0.00000378 | 0.0001474 | 0.10 | 0.101 | 0.0984 | 0.0988 | 0.085 to 0.115 | 98.5 | 70 to 130 | 2.61 | 20 |
| BA05852 | Lead, Total | mg/L | 0.00000303 | 0.0001474 | 0.10 | 0.101 | 0.0980 | 0.102 | 0.085 to 0.115 | 101 | 70 to 130 | 3.02 | 20 |
| BA05852 | Antimony, Total | mg/L | 0.000225 | 0.00066 | 0.10 | 0.0984 | 0.0980 | 0.0956 | 0.085 to 0.115 | 98.4 | 70 to 130 | 0.407 | 20 |
| BA05852 | Barium, Total | mg/L | 0.0000153 | 0.0002 | 0.10 | 0.631 | 0.626 | 0.0955 | 0.085 to 0.115 | 104 | 70 to 130 | 0.796 | 20 |
| BA05855 | Mercury, Total by CVAA | mg/L | -0.0000411 | 0.0005 | 0.004 | 0.00390 | 0.00398 | 0.00422 | 0.0034 to 0.0046 | 97.5 | 70 to 130 | 2.03 | 20 |
| BA05852 | Beryllium, Total | mg/L | 0.0000309 | 0.00088 | 0.10 | 0.0923 | 0.0935 | 0.0916 | 0.085 to 0.115 | 92.3 | 70 to 130 | 1.29 | 20 |
| BA05852 | Chromium, Total | mg/L | 0.0000214 | 0.00044 | 0.10 | 0.102 | 0.0984 | 0.102 | 0.085 to 0.115 | 102 | 70 to 130 | 3.59 | 20 |
| BA05852 | Lithium, Total | mg/L | 0.000116 | 0.0154 | 0.20 | 0.276 | 0.275 | 0.198 | 0.17 to 0.23 | 112 | 70 to 130 | 0.363 | 20 |
| BA05852 | Thallium, Total | mg/L | -0.00000172 | 0.0001474 | 0.10 | 0.103 | 0.101 | 0.105 | 0.085 to 0.115 | 103 | 70 to 130 | 1.96 | 20 |
| BA05852 | Cadmium, Total | mg/L | -0.00000379 | 0.0001474 | 0.10 | 0.1000 | 0.0979 | 0.103 | 0.085 to 0.115 | 100 | 70 to 130 | 2.12 | 20 |
| BA05852 | Selenium, Total | mg/L | 0.0000712 | 0.00066 | 0.10 | 0.0998 | 0.0977 | 0.102 | 0.085 to 0.115 | 99.8 | 70 to 130 | 2.13 | 20 |

**Comments:**

Alabama Power
General Test Laboratory
744 County Road 87, GSC #8
Calera, AL 35040

Alabama Power

# Batch QC Summary

**Customer Account:** WMWGORAP
**Sample Date:** 3/24/20 14:25
**Customer ID:**
**Delivery Date:** 3/26/20 11:12

**Description:** Gorgas Ash Pond - MW-19

**Laboratory ID Number:** BA05850

| Sample | Analysis | Units | MB | MB Limit | Spike | MS | Sample Duplicate | Standard | Standard Limit | Rec | Rec Limit | Prec | Prec Limit |
|---|---|---|---|---|---|---|---|---|---|---|---|---|---|
| BA05855 | Sulfate | mg/L | -0.119 | 0.50 | 1000 | 2120 | 1000 | 19.2 | 18 to 22 | 107 | 80 to 120 | 4.88 | 20 |
| BA05853 | Solids, Dissolved | mg/L | 2.00 | 25 | | | 362 | 54.0 | 40 to 60 | | | 0.275 | 5 |
| BA05855 | Chloride | mg/L | 0.047 | 0.50 | 2000 | 3070 | 961 | 10.4 | 9 to 11 | 104 | 80 to 120 | 2.06 | 20 |
| BA05855 | Fluoride | mg/L | 0.0191 | 0.05 | 2.50 | 3.10 | 0.478 | 2.57 | 2.25 to 2.75 | 104 | 80 to 120 | 3.29 | 20 |

**Comments:**

Alabama Power
General Test Laboratory
744 County Road 87, GSC #8
Calera, AL 35040

# *Certificate Of Analysis*

Alabama Power

**Description:** Gorgas Ash Pond Equipment Blank

**Location Code:** WMWGORAPEB
**Collected:** 3/24/20 14:50
**Customer ID:**
**Submittal Date:** 3/26/20 11:12

**Laboratory ID Number:** BA05851

| Name | Prepared | Analyzed | Vio Spec | DF | Results | Units | MDL | RL | Q |
|---|---|---|---|---|---|---|---|---|---|
| ***Analytical Method: EPA 200.7*** | ***Analyst: RDA*** | | | | ***Preparation Method: EPA 1638*** | | | | |
| * Boron, Total | 3/30/20 13:30 | 3/31/20 11:52 | | 1.015 | Not Detected | mg/L | 0.03 | 0.1 | U |
| * Calcium, Total | 3/30/20 13:30 | 3/31/20 11:52 | | 1.015 | Not Detected | mg/L | 0.1 | 0.5 | U |
| * Lithium, Total | 3/30/20 13:30 | 3/31/20 11:52 | | 1.015 | Not Detected | mg/L | 0.01 | 0.02 | U |
| ***Analytical Method: EPA 200.8*** | ***Analyst: DLJ*** | | | | ***Preparation Method: EPA 1638*** | | | | |
| * Antimony, Total | 3/26/20 13:06 | 3/27/20 11:51 | | 1.015 | Not Detected | mg/L | 0.0008 | 0.003 | U |
| * Arsenic, Total | 3/26/20 13:06 | 3/27/20 11:51 | | 1.015 | Not Detected | mg/L | 0.001 | 0.005 | U |
| * Barium, Total | 3/26/20 13:06 | 3/27/20 11:51 | | 1.015 | Not Detected | mg/L | 0.002 | 0.01 | U |
| * Beryllium, Total | 3/26/20 13:06 | 3/27/20 11:51 | | 1.015 | Not Detected | mg/L | 0.0006 | 0.003 | U |
| * Cadmium, Total | 3/26/20 13:06 | 3/27/20 11:51 | | 1.015 | Not Detected | mg/L | 0.0003 | 0.001 | U |
| * Chromium, Total | 3/26/20 13:06 | 3/27/20 11:51 | | 1.015 | Not Detected | mg/L | 0.002 | 0.01 | U |
| * Cobalt, Total | 3/26/20 13:06 | 3/27/20 11:51 | | 1.015 | Not Detected | mg/L | 0.002 | 0.005 | U |
| * Lead, Total | 3/26/20 13:06 | 3/27/20 11:51 | | 1.015 | Not Detected | mg/L | 0.001 | 0.005 | U |
| * Molybdenum, Total | 3/26/20 13:06 | 3/27/20 11:51 | | 1.015 | Not Detected | mg/L | 0.002 | 0.01 | U |
| * Selenium, Total | 3/26/20 13:06 | 3/27/20 11:51 | | 1.015 | Not Detected | mg/L | 0.002 | 0.01 | U |
| * Thallium, Total | 3/26/20 13:06 | 3/27/20 11:51 | | 1.015 | Not Detected | mg/L | 0.0002 | 0.001 | U |
| ***Analytical Method: EPA 245.1*** | ***Analyst: GAS*** | | | | | | | | |
| * Mercury, Total by CVAA | 3/31/20 10:03 | 4/1/20 11:16 | | 1 | Not Detected | mg/L | 0.0003 | 0.0005 | U |
| ***Analytical Method: SM 2540C*** | ***Analyst: TJW*** | | | | | | | | |
| * Solids, Dissolved | 3/27/20 10:30 | 3/31/20 12:14 | | 1 | Not Detected | mg/L | | 25 | U |
| ***Analytical Method: SM4500Cl E*** | ***Analyst: JCC*** | | | | | | | | |
| * Chloride | 3/30/20 10:07 | 3/30/20 10:07 | | 1 | Not Detected | mg/L | 0.50 | 1 | U |
| ***Analytical Method: SM4500F G 2017*** | ***Analyst: JCC*** | | | | | | | | |
| * Fluoride | 3/30/20 12:32 | 3/30/20 12:32 | | 1 | Not Detected | mg/L | 0.06 | 0.1 | U |
| ***Analytical Method: SM4500SO4 E*** | ***Analyst: JCC*** | | | | | | | | |
| * Sulfate | 4/1/20 09:52 | 4/1/20 09:52 | | 1 | Not Detected | mg/L | 0.50 | 1 | U |

MDL's and RL's are adjusted for sample dilution, as applicable

**Comments:**

Reported: 4/14/2020
Version: 3.1
COA_CCR

Alabama Power
General Test Laboratory
744 County Road 87, GSC #8
Calera, AL 35040

# Batch QC Summary

Alabama Power

**Customer Account:** WMWGORAPEB
**Sample Date:** 3/24/20 14:50
**Customer ID:**
**Delivery Date:** 3/26/20 11:12

**Description**:Gorgas Ash Pond Equipment Blank

**Laboratory ID Number:** BA05851

| Sample | Analysis | Units | MB | MB Limit | Spike | MS | MSD | Standard | Standard Limit | Rec | Rec Limit | Prec | Prec Limit |
|---|---|---|---|---|---|---|---|---|---|---|---|---|---|
| BA05852 | Calcium, Total | mg/L | -0.0154 | 0.1518 | 5.00 | 32.7 | 32.9 | 5.21 | 4.25 to 5.75 | 98.0 | 70 to 130 | 0.610 | 20 |
| BA05852 | Arsenic, Total | mg/L | -0.00000532 | 0.0001474 | 0.10 | 0.105 | 0.101 | 0.103 | 0.085 to 0.115 | 104 | 70 to 130 | 3.88 | 20 |
| BA05852 | Barium, Total | mg/L | 0.0000153 | 0.0002 | 0.10 | 0.631 | 0.626 | 0.0955 | 0.085 to 0.115 | 104 | 70 to 130 | 0.796 | 20 |
| BA05855 | Mercury, Total by CVAA | mg/L | -0.0000411 | 0.0005 | 0.004 | 0.00390 | 0.00398 | 0.00422 | 0.0034 to 0.0046 | 97.5 | 70 to 130 | 2.03 | 20 |
| BA05852 | Molybdenum, Total | mg/L | 0.00000378 | 0.0001474 | 0.10 | 0.101 | 0.0984 | 0.0988 | 0.085 to 0.115 | 98.5 | 70 to 130 | 2.61 | 20 |
| BA05852 | Lead, Total | mg/L | 0.00000303 | 0.0001474 | 0.10 | 0.101 | 0.0980 | 0.102 | 0.085 to 0.115 | 101 | 70 to 130 | 3.02 | 20 |
| BA05852 | Antimony, Total | mg/L | 0.000225 | 0.00066 | 0.10 | 0.0984 | 0.0980 | 0.0956 | 0.085 to 0.115 | 98.4 | 70 to 130 | 0.407 | 20 |
| BA05852 | Boron, Total | mg/L | 0.00282 | 0.0650254 | 1.00 | 1.03 | 1.03 | 1.01 | 0.85 to 1.15 | 103 | 70 to 130 | 0.00 | 20 |
| BA05852 | Cobalt, Total | mg/L | -0.00000297 | 0.0001474 | 0.10 | 0.0995 | 0.0954 | 0.0997 | 0.085 to 0.115 | 99.5 | 70 to 130 | 4.21 | 20 |
| BA05852 | Beryllium, Total | mg/L | 0.0000309 | 0.00088 | 0.10 | 0.0923 | 0.0935 | 0.0916 | 0.085 to 0.115 | 92.3 | 70 to 130 | 1.29 | 20 |
| BA05852 | Chromium, Total | mg/L | 0.0000214 | 0.00044 | 0.10 | 0.102 | 0.0984 | 0.102 | 0.085 to 0.115 | 102 | 70 to 130 | 3.59 | 20 |
| BA05852 | Lithium, Total | mg/L | 0.000116 | 0.0154 | 0.20 | 0.276 | 0.275 | 0.198 | 0.17 to 0.23 | 112 | 70 to 130 | 0.363 | 20 |
| BA05852 | Thallium, Total | mg/L | -0.00000172 | 0.0001474 | 0.10 | 0.103 | 0.101 | 0.105 | 0.085 to 0.115 | 103 | 70 to 130 | 1.96 | 20 |
| BA05852 | Cadmium, Total | mg/L | -0.00000379 | 0.0001474 | 0.10 | 0.1000 | 0.0979 | 0.103 | 0.085 to 0.115 | 100 | 70 to 130 | 2.12 | 20 |
| BA05852 | Selenium, Total | mg/L | 0.0000712 | 0.00066 | 0.10 | 0.0998 | 0.0977 | 0.102 | 0.085 to 0.115 | 99.8 | 70 to 130 | 2.13 | 20 |

**Comments:**

Reported: 4/14/2020
Version: 3.1
COA_CCR

Alabama Power
General Test Laboratory
744 County Road 87, GSC #8
Calera, AL 35040

Alabama Power

# Batch QC Summary

**Customer Account:** WMWGORAPEB
**Sample Date:** 3/24/20 14:50
**Customer ID:**
**Delivery Date:** 3/26/20 11:12

**Description:** Gorgas Ash Pond Equipment Blank

**Laboratory ID Number:** BA05851

| Sample | Analysis | Units | MB | MB Limit | Spike | MS | Sample Duplicate | Standard | Standard Limit | Rec | Rec Limit | Prec | Prec Limit |
|---|---|---|---|---|---|---|---|---|---|---|---|---|---|
| BA05855 | Sulfate | mg/L | -0.119 | 0.50 | 1000 | 2120 | 1000 | 19.2 | 18 to 22 | 107 | 80 to 120 | 4.88 | 20 |
| BA05853 | Solids, Dissolved | mg/L | 2.00 | 25 | | | 362 | 54.0 | 40 to 60 | | | 0.275 | 5 |
| BA05855 | Chloride | mg/L | 0.047 | 0.50 | 2000 | 3070 | 961 | 10.4 | 9 to 11 | 104 | 80 to 120 | 2.06 | 20 |
| BA05855 | Fluoride | mg/L | 0.0191 | 0.05 | 2.50 | 3.10 | 0.478 | 2.57 | 2.25 to 2.75 | 104 | 80 to 120 | 3.29 | 20 |

**Comments:**

Alabama Power
General Test Laboratory
744 County Road 87, GSC #8
Calera, AL 35040

# Certificate Of Analysis

Alabama Power

**Description:** Gorgas Ash Pond - MW-29H

**Location Code:** WMWGORAP
**Collected:** 3/25/20 10:08
**Customer ID:**
**Submittal Date:** 3/26/20 11:12

**Laboratory ID Number:** BA05852

| Name | Prepared | Analyzed | Vio Spec | DF | Results | Units | MDL | RL | Q |
|---|---|---|---|---|---|---|---|---|---|
| ***Analytical Method: EPA 200.7*** | ***Analyst: RDA*** | | | | ***Preparation Method: EPA 1638*** | | | | |
| * Boron, Total | 3/30/20 13:30 | 3/31/20 11:55 | | 1.015 | Not Detected | mg/L | 0.03 | 0.1 | U |
| * Calcium, Total | 3/30/20 13:30 | 3/31/20 11:55 | | 1.015 | 27.8 | mg/L | 0.1 | 0.5 | |
| * Lithium, Total | 3/30/20 13:30 | 3/31/20 11:55 | | 1.015 | 0.0528 | mg/L | 0.01 | 0.02 | |
| ***Analytical Method: EPA 200.8*** | ***Analyst: DLJ*** | | | | ***Preparation Method: EPA 1638*** | | | | |
| * Antimony, Total | 3/26/20 13:06 | 3/27/20 11:54 | | 1.015 | Not Detected | mg/L | 0.0008 | 0.003 | U |
| * Arsenic, Total | 3/26/20 13:06 | 3/27/20 11:54 | | 1.015 | 0.00141 | mg/L | 0.001 | 0.005 | J |
| * Barium, Total | 3/26/20 13:06 | 3/27/20 11:54 | | 1.015 | 0.527 | mg/L | 0.002 | 0.01 | |
| * Beryllium, Total | 3/26/20 13:06 | 3/27/20 11:54 | | 1.015 | Not Detected | mg/L | 0.0006 | 0.003 | U |
| * Cadmium, Total | 3/26/20 13:06 | 3/27/20 11:54 | | 1.015 | Not Detected | mg/L | 0.0003 | 0.001 | U |
| * Chromium, Total | 3/26/20 13:06 | 3/27/20 11:54 | | 1.015 | Not Detected | mg/L | 0.002 | 0.01 | U |
| * Cobalt, Total | 3/26/20 13:06 | 3/27/20 11:54 | | 1.015 | Not Detected | mg/L | 0.002 | 0.005 | U |
| * Lead, Total | 3/26/20 13:06 | 3/27/20 11:54 | | 1.015 | Not Detected | mg/L | 0.001 | 0.005 | U |
| * Molybdenum, Total | 3/26/20 13:06 | 3/27/20 11:54 | | 1.015 | 0.00250 | mg/L | 0.002 | 0.01 | J |
| * Selenium, Total | 3/26/20 13:06 | 3/27/20 11:54 | | 1.015 | Not Detected | mg/L | 0.002 | 0.01 | U |
| * Thallium, Total | 3/26/20 13:06 | 3/27/20 11:54 | | 1.015 | Not Detected | mg/L | 0.0002 | 0.001 | U |
| ***Analytical Method: EPA 245.1*** | ***Analyst: GAS*** | | | | | | | | |
| * Mercury, Total by CVAA | 3/31/20 10:03 | 4/1/20 11:18 | | 1 | Not Detected | mg/L | 0.0003 | 0.0005 | U |
| ***Analytical Method: SM 2540C*** | ***Analyst: TJW*** | | | | | | | | |
| * Solids, Dissolved | 3/27/20 10:30 | 3/31/20 12:14 | | 1 | 371 | mg/L | | 25 | |
| ***Analytical Method: SM4500Cl E*** | ***Analyst: JCC*** | | | | | | | | |
| * Chloride | 3/30/20 10:08 | 3/30/20 10:08 | | 1 | 3.10 | mg/L | 0.50 | 1 | |
| ***Analytical Method: SM4500F G 2017*** | ***Analyst: JCC*** | | | | | | | | |
| * Fluoride | 3/30/20 12:34 | 3/30/20 12:34 | | 1 | 0.194 | mg/L | 0.06 | 0.1 | |
| ***Analytical Method: SM4500SO4 E*** | ***Analyst: JCC*** | | | | | | | | |
| * Sulfate | 4/1/20 09:53 | 4/1/20 09:53 | | 1 | 29.4 | mg/L | 0.50 | 1 | |
| ***Analytical Method: Field Measurements*** | ***Analyst: TJD*** | | | | | | | | |
| Conductivity | 3/25/20 10:04 | 3/25/20 10:04 | | | 609.50 | uS/cm | | | FA |
| pH | 3/25/20 10:04 | 3/25/20 10:04 | | | 7.45 | SU | | | FA |
| Temperature | 3/25/20 10:04 | 3/25/20 10:04 | | | 17.21 | C | | | FA |
| Turbidity | 3/25/20 10:04 | 3/25/20 10:04 | | | 2.49 | NTU | | | FA |

MDL's and RL's are adjusted for sample dilution, as applicable

**Comments:**

Reported: 4/14/2020
Version: 3.1
COA_CCR

Alabama Power
General Test Laboratory
744 County Road 87, GSC #8
Calera, AL 35040

# Batch QC Summary

Alabama Power

**Customer Account:** WMWGORAP
**Sample Date:** 3/25/20 10:08
**Customer ID:**
**Delivery Date:** 3/26/20 11:12

**Description**:Gorgas Ash Pond - MW-29H

**Laboratory ID Number:** BA05852

| Sample | Analysis | Units | MB | MB Limit | Spike | MS | MSD | Standard | Standard Limit | Rec | Rec Limit | Prec | Prec Limit |
|---|---|---|---|---|---|---|---|---|---|---|---|---|---|
| BA05852 | Calcium, Total | mg/L | -0.0154 | 0.1518 | 5.00 | 32.7 | 32.9 | 5.21 | 4.25 to 5.75 | 98.0 | 70 to 130 | 0.610 | 20 |
| BA05852 | Arsenic, Total | mg/L | -0.00000532 | 0.0001474 | 0.10 | 0.105 | 0.101 | 0.103 | 0.085 to 0.115 | 104 | 70 to 130 | 3.88 | 20 |
| BA05852 | Barium, Total | mg/L | 0.0000153 | 0.0002 | 0.10 | 0.631 | 0.626 | 0.0955 | 0.085 to 0.115 | 104 | 70 to 130 | 0.796 | 20 |
| BA05855 | Mercury, Total by CVAA | mg/L | -0.0000411 | 0.0005 | 0.004 | 0.00390 | 0.00398 | 0.00422 | 0.0034 to 0.0046 | 97.5 | 70 to 130 | 2.03 | 20 |
| BA05852 | Boron, Total | mg/L | 0.00282 | 0.0650254 | 1.00 | 1.03 | 1.03 | 1.01 | 0.85 to 1.15 | 103 | 70 to 130 | 0.00 | 20 |
| BA05852 | Cobalt, Total | mg/L | -0.00000297 | 0.0001474 | 0.10 | 0.0995 | 0.0954 | 0.0997 | 0.085 to 0.115 | 99.5 | 70 to 130 | 4.21 | 20 |
| BA05852 | Beryllium, Total | mg/L | 0.0000309 | 0.00088 | 0.10 | 0.0923 | 0.0935 | 0.0916 | 0.085 to 0.115 | 92.3 | 70 to 130 | 1.29 | 20 |
| BA05852 | Chromium, Total | mg/L | 0.0000214 | 0.00044 | 0.10 | 0.102 | 0.0984 | 0.102 | 0.085 to 0.115 | 102 | 70 to 130 | 3.59 | 20 |
| BA05852 | Lithium, Total | mg/L | 0.000116 | 0.0154 | 0.20 | 0.276 | 0.275 | 0.198 | 0.17 to 0.23 | 112 | 70 to 130 | 0.363 | 20 |
| BA05852 | Thallium, Total | mg/L | -0.00000172 | 0.0001474 | 0.10 | 0.103 | 0.101 | 0.105 | 0.085 to 0.115 | 103 | 70 to 130 | 1.96 | 20 |
| BA05852 | Molybdenum, Total | mg/L | 0.00000378 | 0.0001474 | 0.10 | 0.101 | 0.0984 | 0.0988 | 0.085 to 0.115 | 98.5 | 70 to 130 | 2.61 | 20 |
| BA05852 | Lead, Total | mg/L | 0.00000303 | 0.0001474 | 0.10 | 0.101 | 0.0980 | 0.102 | 0.085 to 0.115 | 101 | 70 to 130 | 3.02 | 20 |
| BA05852 | Antimony, Total | mg/L | 0.000225 | 0.00066 | 0.10 | 0.0984 | 0.0980 | 0.0956 | 0.085 to 0.115 | 98.4 | 70 to 130 | 0.407 | 20 |
| BA05852 | Cadmium, Total | mg/L | -0.00000379 | 0.0001474 | 0.10 | 0.1000 | 0.0979 | 0.103 | 0.085 to 0.115 | 100 | 70 to 130 | 2.12 | 20 |
| BA05852 | Selenium, Total | mg/L | 0.0000712 | 0.00066 | 0.10 | 0.0998 | 0.0977 | 0.102 | 0.085 to 0.115 | 99.8 | 70 to 130 | 2.13 | 20 |

**Comments:**

Reported: 4/14/2020
Version: 3.1
COA_CCR

Alabama Power
General Test Laboratory
744 County Road 87, GSC #8
Calera, AL 35040

Alabama Power

# Batch QC Summary

**Customer Account:** WMWGORAP
**Sample Date:** 3/25/20 10:08
**Customer ID:**
**Delivery Date:** 3/26/20 11:12

**Description:** Gorgas Ash Pond - MW-29H

**Laboratory ID Number:** BA05852

| Sample | Analysis | Units | MB | MB Limit | Spike | MS | Sample Duplicate | Standard | Standard Limit | Rec | Rec Limit | Prec | Prec Limit |
|---|---|---|---|---|---|---|---|---|---|---|---|---|---|
| BA05855 | Sulfate | mg/L | -0.119 | 0.50 | 1000 | 2120 | 1000 | 19.2 | 18 to 22 | 107 | 80 to 120 | 4.88 | 20 |
| BA05853 | Solids, Dissolved | mg/L | 2.00 | 25 | | | 362 | 54.0 | 40 to 60 | | | 0.275 | 5 |
| BA05855 | Chloride | mg/L | 0.047 | 0.50 | 2000 | 3070 | 961 | 10.4 | 9 to 11 | 104 | 80 to 120 | 2.06 | 20 |
| BA05855 | Fluoride | mg/L | 0.0191 | 0.05 | 2.50 | 3.10 | 0.478 | 2.57 | 2.25 to 2.75 | 104 | 80 to 120 | 3.29 | 20 |

**Comments:**

Alabama Power
General Test Laboratory
744 County Road 87, GSC #8
Calera, AL 35040

# Certificate Of Analysis

Alabama Power

**Description:** Gorgas Ash Pond - MW-17V

**Location Code:** WMWGORAP
**Collected:** 3/25/20 12:38
**Customer ID:**
**Submittal Date:** 3/26/20 11:12

**Laboratory ID Number:** BA05853

| Name | Prepared | Analyzed | Vio Spec | DF | Results | Units | MDL | RL | Q |
|---|---|---|---|---|---|---|---|---|---|
| ***Analytical Method: EPA 200.7*** | ***Analyst: RDA*** | | | | ***Preparation Method: EPA 1638*** | | | | |
| * Boron, Total | 3/30/20 13:30 | 3/31/20 12:10 | | 1.015 | 0.0482 | mg/L | 0.03 | 0.1 | J |
| * Calcium, Total | 3/30/20 13:30 | 3/31/20 12:10 | | 1.015 | 31.1 | mg/L | 0.1 | 0.5 | |
| * Lithium, Total | 3/30/20 13:30 | 3/31/20 12:10 | | 1.015 | 0.0646 | mg/L | 0.01 | 0.02 | |
| ***Analytical Method: EPA 200.8*** | ***Analyst: DLJ*** | | | | ***Preparation Method: EPA 1638*** | | | | |
| * Antimony, Total | 3/26/20 13:06 | 3/27/20 12:10 | | 1.015 | Not Detected | mg/L | 0.0008 | 0.003 | U |
| * Arsenic, Total | 3/26/20 13:06 | 3/27/20 12:10 | | 1.015 | Not Detected | mg/L | 0.001 | 0.005 | U |
| * Barium, Total | 3/26/20 13:06 | 3/27/20 12:10 | | 1.015 | 0.314 | mg/L | 0.002 | 0.01 | |
| * Beryllium, Total | 3/26/20 13:06 | 3/27/20 12:10 | | 1.015 | Not Detected | mg/L | 0.0006 | 0.003 | U |
| * Cadmium, Total | 3/26/20 13:06 | 3/27/20 12:10 | | 1.015 | Not Detected | mg/L | 0.0003 | 0.001 | U |
| * Chromium, Total | 3/26/20 13:06 | 3/27/20 12:10 | | 1.015 | Not Detected | mg/L | 0.002 | 0.01 | U |
| * Cobalt, Total | 3/26/20 13:06 | 3/27/20 12:10 | | 1.015 | Not Detected | mg/L | 0.002 | 0.005 | U |
| * Lead, Total | 3/26/20 13:06 | 3/27/20 12:10 | | 1.015 | Not Detected | mg/L | 0.001 | 0.005 | U |
| * Molybdenum, Total | 3/26/20 13:06 | 3/27/20 12:10 | | 1.015 | 0.00508 | mg/L | 0.002 | 0.01 | J |
| * Selenium, Total | 3/26/20 13:06 | 3/27/20 12:10 | | 1.015 | Not Detected | mg/L | 0.002 | 0.01 | U |
| * Thallium, Total | 3/26/20 13:06 | 3/27/20 12:10 | | 1.015 | Not Detected | mg/L | 0.0002 | 0.001 | U |
| ***Analytical Method: EPA 245.1*** | ***Analyst: GAS*** | | | | | | | | |
| * Mercury, Total by CVAA | 3/31/20 10:03 | 4/1/20 11:21 | | 1 | Not Detected | mg/L | 0.0003 | 0.0005 | U |
| ***Analytical Method: SM 2540C*** | ***Analyst: TJW*** | | | | | | | | |
| * Solids, Dissolved | 3/27/20 10:30 | 3/31/20 12:14 | | 1 | 364 | mg/L | | 25 | |
| ***Analytical Method: SM4500Cl E*** | ***Analyst: JCC*** | | | | | | | | |
| * Chloride | 3/30/20 10:09 | 3/30/20 10:09 | | 1 | 3.72 | mg/L | 0.50 | 1 | |
| ***Analytical Method: SM4500F G 2017*** | ***Analyst: JCC*** | | | | | | | | |
| * Fluoride | 3/30/20 12:35 | 3/30/20 12:35 | | 1 | 0.243 | mg/L | 0.06 | 0.1 | |
| ***Analytical Method: SM4500SO4 E*** | ***Analyst: JCC*** | | | | | | | | |
| * Sulfate | 4/1/20 09:54 | 4/1/20 09:54 | | 1 | 9.69 | mg/L | 0.50 | 1 | |
| ***Analytical Method: Field Measurements*** | ***Analyst: TJD*** | | | | | | | | |
| Conductivity | 3/25/20 12:33 | 3/25/20 12:33 | | | 538.31 | uS/cm | | | FA |
| pH | 3/25/20 12:33 | 3/25/20 12:33 | | | 7.63 | SU | | | FA |
| Temperature | 3/25/20 12:33 | 3/25/20 12:33 | | | 19.37 | C | | | FA |
| Turbidity | 3/25/20 12:33 | 3/25/20 12:33 | | | 1.22 | NTU | | | FA |

MDL's and RL's are adjusted for sample dilution, as applicable

**Comments:**

Reported: 4/14/2020
Version: 3.1
COA_CCR

Alabama Power
General Test Laboratory
744 County Road 87, GSC #8
Calera, AL 35040

# Batch QC Summary

Alabama Power

**Customer Account:** WMWGORAP
**Sample Date:** 3/25/20 12:38
**Customer ID:**
**Delivery Date:** 3/26/20 11:12

**Description**: Gorgas Ash Pond - MW-17V

**Laboratory ID Number:** BA05853

| Sample | Analysis | Units | MB | MB Limit | Spike | MS | MSD | Standard | Standard Limit | Rec | Rec Limit | Prec | Prec Limit |
|---|---|---|---|---|---|---|---|---|---|---|---|---|---|
| BA05863 | Beryllium, Total | mg/L | 0.0000309 | 0.00088 | 0.10 | 0.0909 | 0.0938 | 0.0916 | 0.085 to 0.115 | 90.9 | 70 to 130 | 3.14 | 20 |
| BA05863 | Chromium, Total | mg/L | 0.0000214 | 0.00044 | 0.10 | 0.101 | 0.101 | 0.102 | 0.085 to 0.115 | 101 | 70 to 130 | 0.00 | 20 |
| BA05863 | Selenium, Total | mg/L | 0.0000712 | 0.00066 | 0.10 | 0.104 | 0.102 | 0.102 | 0.085 to 0.115 | 104 | 70 to 130 | 1.94 | 20 |
| BA05863 | Arsenic, Total | mg/L | -0.00000532 | 0.0001474 | 0.10 | 0.110 | 0.111 | 0.103 | 0.085 to 0.115 | 104 | 70 to 130 | 0.905 | 20 |
| BA05863 | Cadmium, Total | mg/L | -0.00000379 | 0.0001474 | 0.10 | 0.0987 | 0.0983 | 0.103 | 0.085 to 0.115 | 98.7 | 70 to 130 | 0.406 | 20 |
| BA05855 | Mercury, Total by CVAA | mg/L | -0.0000411 | 0.0005 | 0.004 | 0.00390 | 0.00398 | 0.00422 | 0.0034 to 0.0046 | 97.5 | 70 to 130 | 2.03 | 20 |
| BA05863 | Molybdenum, Total | mg/L | 0.00000378 | 0.0001474 | 0.10 | 0.120 | 0.120 | 0.0988 | 0.085 to 0.115 | 98.3 | 70 to 130 | 0.00 | 20 |
| BA05863 | Lead, Total | mg/L | 0.00000303 | 0.0001474 | 0.10 | 0.0993 | 0.102 | 0.102 | 0.085 to 0.115 | 99.3 | 70 to 130 | 2.68 | 20 |
| BA05863 | Thallium, Total | mg/L | -0.00000172 | 0.0001474 | 0.10 | 0.0997 | 0.106 | 0.105 | 0.085 to 0.115 | 99.7 | 70 to 130 | 6.13 | 20 |
| BA05863 | Boron, Total | mg/L | 0.00282 | 0.0650254 | 1.00 | 1.09 | 1.09 | 1.01 | 0.85 to 1.15 | 101 | 70 to 130 | 0.00 | 20 |
| BA05863 | Calcium, Total | mg/L | -0.0154 | 0.1518 | 5.00 | 11.5 | 11.4 | 5.21 | 4.25 to 5.75 | 106 | 70 to 130 | 0.873 | 20 |
| BA05863 | Cobalt, Total | mg/L | -0.00000297 | 0.0001474 | 0.10 | 0.0983 | 0.0986 | 0.0997 | 0.085 to 0.115 | 98.3 | 70 to 130 | 0.305 | 20 |
| BA05863 | Antimony, Total | mg/L | 0.000225 | 0.00066 | 0.10 | 0.0976 | 0.0986 | 0.0956 | 0.085 to 0.115 | 97.6 | 70 to 130 | 1.02 | 20 |
| BA05863 | Barium, Total | mg/L | 0.0000153 | 0.0002 | 0.10 | 0.324 | 0.326 | 0.0955 | 0.085 to 0.115 | 90.0 | 70 to 130 | 0.615 | 20 |
| BA05863 | Lithium, Total | mg/L | 0.000116 | 0.0154 | 0.20 | 0.247 | 0.247 | 0.198 | 0.17 to 0.23 | 111 | 70 to 130 | 0.00 | 20 |

**Comments:**

Reported: 4/14/2020
Version: 3.1
COA_CCR

Alabama Power
General Test Laboratory
744 County Road 87, GSC #8
Calera, AL 35040

Alabama Power

# Batch QC Summary

**Customer Account:** WMWGORAP
**Sample Date:** 3/25/20 12:38
**Customer ID:**
**Delivery Date:** 3/26/20 11:12

**Description:** Gorgas Ash Pond - MW-17V

**Laboratory ID Number:** BA05853

| Sample | Analysis | Units | MB | MB Limit | Spike | MS | Sample Duplicate | Standard | Standard Limit | Rec | Rec Limit | Prec | Prec Limit |
|---|---|---|---|---|---|---|---|---|---|---|---|---|---|
| BA05855 | Sulfate | mg/L | -0.119 | 0.50 | 1000 | 2120 | 1000 | 19.2 | 18 to 22 | 107 | 80 to 120 | 4.88 | 20 |
| BA05853 | Solids, Dissolved | mg/L | 2.00 | 25 | | | 362 | 54.0 | 40 to 60 | | | 0.275 | 5 |
| BA05855 | Chloride | mg/L | 0.047 | 0.50 | 2000 | 3070 | 961 | 10.4 | 9 to 11 | 104 | 80 to 120 | 2.06 | 20 |
| BA05855 | Fluoride | mg/L | 0.0191 | 0.05 | 2.50 | 3.10 | 0.478 | 2.57 | 2.25 to 2.75 | 104 | 80 to 120 | 3.29 | 20 |

**Comments:**

Alabama Power
General Test Laboratory
744 County Road 87, GSC #8
Calera, AL 35040

# *Certificate Of Analysis*

Alabama Power

**Description:** Gorgas Ash Pond Field Blank

**Location Code:** WMWGORAPFB
**Collected:** 3/25/20 13:20
**Customer ID:**
**Submittal Date:** 3/26/20 11:12

**Laboratory ID Number:** BA05854

| Name | Prepared | Analyzed | Vio Spec | DF | Results | Units | MDL | RL | Q |
|---|---|---|---|---|---|---|---|---|---|
| ***Analytical Method: EPA 200.7*** | ***Analyst: RDA*** | | | | ***Preparation Method: EPA 1638*** | | | | |
| * Boron, Total | 3/30/20 13:30 | 3/31/20 12:13 | | 1.015 | Not Detected | mg/L | 0.03 | 0.1 | U |
| * Calcium, Total | 3/30/20 13:30 | 3/31/20 12:13 | | 1.015 | Not Detected | mg/L | 0.1 | 0.5 | U |
| * Lithium, Total | 3/30/20 13:30 | 3/31/20 12:13 | | 1.015 | Not Detected | mg/L | 0.01 | 0.02 | U |
| ***Analytical Method: EPA 200.8*** | ***Analyst: DLJ*** | | | | ***Preparation Method: EPA 1638*** | | | | |
| * Antimony, Total | 3/26/20 13:06 | 3/27/20 12:12 | | 1.015 | Not Detected | mg/L | 0.0008 | 0.003 | U |
| * Arsenic, Total | 3/26/20 13:06 | 3/27/20 12:12 | | 1.015 | Not Detected | mg/L | 0.001 | 0.005 | U |
| * Barium, Total | 3/26/20 13:06 | 3/27/20 12:12 | | 1.015 | Not Detected | mg/L | 0.002 | 0.01 | U |
| * Beryllium, Total | 3/26/20 13:06 | 3/27/20 12:12 | | 1.015 | Not Detected | mg/L | 0.0006 | 0.003 | U |
| * Cadmium, Total | 3/26/20 13:06 | 3/27/20 12:12 | | 1.015 | Not Detected | mg/L | 0.0003 | 0.001 | U |
| * Chromium, Total | 3/26/20 13:06 | 3/27/20 12:12 | | 1.015 | Not Detected | mg/L | 0.002 | 0.01 | U |
| * Cobalt, Total | 3/26/20 13:06 | 3/27/20 12:12 | | 1.015 | Not Detected | mg/L | 0.002 | 0.005 | U |
| * Lead, Total | 3/26/20 13:06 | 3/27/20 12:12 | | 1.015 | Not Detected | mg/L | 0.001 | 0.005 | U |
| * Molybdenum, Total | 3/26/20 13:06 | 3/27/20 12:12 | | 1.015 | Not Detected | mg/L | 0.002 | 0.01 | U |
| * Selenium, Total | 3/26/20 13:06 | 3/27/20 12:12 | | 1.015 | Not Detected | mg/L | 0.002 | 0.01 | U |
| * Thallium, Total | 3/26/20 13:06 | 3/27/20 12:12 | | 1.015 | Not Detected | mg/L | 0.0002 | 0.001 | U |
| ***Analytical Method: EPA 245.1*** | ***Analyst: GAS*** | | | | | | | | |
| * Mercury, Total by CVAA | 3/31/20 10:03 | 4/1/20 11:23 | | 1 | Not Detected | mg/L | 0.0003 | 0.0005 | U |
| ***Analytical Method: SM 2540C*** | ***Analyst: TJW*** | | | | | | | | |
| * Solids, Dissolved | 3/27/20 10:30 | 3/31/20 12:14 | | 1 | Not Detected | mg/L | | 25 | U |
| ***Analytical Method: SM4500Cl E*** | ***Analyst: JCC*** | | | | | | | | |
| * Chloride | 3/30/20 10:10 | 3/30/20 10:10 | | 1 | Not Detected | mg/L | 0.50 | 1 | U |
| ***Analytical Method: SM4500F G 2017*** | ***Analyst: JCC*** | | | | | | | | |
| * Fluoride | 3/30/20 12:36 | 3/30/20 12:36 | | 1 | Not Detected | mg/L | 0.06 | 0.1 | U |
| ***Analytical Method: SM4500SO4 E*** | ***Analyst: JCC*** | | | | | | | | |
| * Sulfate | 4/1/20 09:55 | 4/1/20 09:55 | | 1 | Not Detected | mg/L | 0.50 | 1 | U |

MDL's and RL's are adjusted for sample dilution, as applicable

**Comments:**

Reported: 4/14/2020
Version: 3.1
COA_CCR

Alabama Power
General Test Laboratory
744 County Road 87, GSC #8
Calera, AL 35040

# Batch QC Summary

Alabama Power

**Customer Account:** WMWGORAPFB
**Sample Date:** 3/25/20 13:20
**Customer ID:**
**Delivery Date:** 3/26/20 11:12

**Description**:Gorgas Ash Pond Field Blank

**Laboratory ID Number:** BA05854

| Sample | Analysis | Units | MB | MB Limit | Spike | MS | MSD | Standard | Standard Limit | Rec | Rec Limit | Prec | Prec Limit |
|---|---|---|---|---|---|---|---|---|---|---|---|---|---|
| BA05863 | Beryllium, Total | mg/L | 0.0000309 | 0.00088 | 0.10 | 0.0909 | 0.0938 | 0.0916 | 0.085 to 0.115 | 90.9 | 70 to 130 | 3.14 | 20 |
| BA05863 | Chromium, Total | mg/L | 0.0000214 | 0.00044 | 0.10 | 0.101 | 0.101 | 0.102 | 0.085 to 0.115 | 101 | 70 to 130 | 0.00 | 20 |
| BA05863 | Selenium, Total | mg/L | 0.0000712 | 0.00066 | 0.10 | 0.104 | 0.102 | 0.102 | 0.085 to 0.115 | 104 | 70 to 130 | 1.94 | 20 |
| BA05855 | Mercury, Total by CVAA | mg/L | -0.0000411 | 0.0005 | 0.004 | 0.00390 | 0.00398 | 0.00422 | 0.0034 to 0.0046 | 97.5 | 70 to 130 | 2.03 | 20 |
| BA05863 | Molybdenum, Total | mg/L | 0.00000378 | 0.0001474 | 0.10 | 0.120 | 0.120 | 0.0988 | 0.085 to 0.115 | 98.3 | 70 to 130 | 0.00 | 20 |
| BA05863 | Lead, Total | mg/L | 0.00000303 | 0.0001474 | 0.10 | 0.0993 | 0.102 | 0.102 | 0.085 to 0.115 | 99.3 | 70 to 130 | 2.68 | 20 |
| BA05863 | Thallium, Total | mg/L | -0.00000172 | 0.0001474 | 0.10 | 0.0997 | 0.106 | 0.105 | 0.085 to 0.115 | 99.7 | 70 to 130 | 6.13 | 20 |
| BA05863 | Boron, Total | mg/L | 0.00282 | 0.0650254 | 1.00 | 1.09 | 1.09 | 1.01 | 0.85 to 1.15 | 101 | 70 to 130 | 0.00 | 20 |
| BA05863 | Calcium, Total | mg/L | -0.0154 | 0.1518 | 5.00 | 11.5 | 11.4 | 5.21 | 4.25 to 5.75 | 106 | 70 to 130 | 0.873 | 20 |
| BA05863 | Cobalt, Total | mg/L | -0.00000297 | 0.0001474 | 0.10 | 0.0983 | 0.0986 | 0.0997 | 0.085 to 0.115 | 98.3 | 70 to 130 | 0.305 | 20 |
| BA05863 | Antimony, Total | mg/L | 0.000225 | 0.00066 | 0.10 | 0.0976 | 0.0986 | 0.0956 | 0.085 to 0.115 | 97.6 | 70 to 130 | 1.02 | 20 |
| BA05863 | Arsenic, Total | mg/L | -0.00000532 | 0.0001474 | 0.10 | 0.110 | 0.111 | 0.103 | 0.085 to 0.115 | 104 | 70 to 130 | 0.905 | 20 |
| BA05863 | Cadmium, Total | mg/L | -0.00000379 | 0.0001474 | 0.10 | 0.0987 | 0.0983 | 0.103 | 0.085 to 0.115 | 98.7 | 70 to 130 | 0.406 | 20 |
| BA05863 | Barium, Total | mg/L | 0.0000153 | 0.0002 | 0.10 | 0.324 | 0.326 | 0.0955 | 0.085 to 0.115 | 90.0 | 70 to 130 | 0.615 | 20 |
| BA05863 | Lithium, Total | mg/L | 0.000116 | 0.0154 | 0.20 | 0.247 | 0.247 | 0.198 | 0.17 to 0.23 | 111 | 70 to 130 | 0.00 | 20 |

**Comments:**

Reported: 4/14/2020
Version: 3.1
COA_CCR

Alabama Power
General Test Laboratory
744 County Road 87, GSC #8
Calera, AL 35040

Alabama Power

# Batch QC Summary

**Customer Account:** WMWGORAPFB
**Sample Date:** 3/25/20 13:20
**Customer ID:**
**Delivery Date:** 3/26/20 11:12

**Description:** Gorgas Ash Pond Field Blank

**Laboratory ID Number:** BA05854

| Sample | Analysis | Units | MB | MB Limit | Spike | MS | Sample Duplicate | Standard | Standard Limit | Rec | Rec Limit | Prec | Prec Limit |
|---|---|---|---|---|---|---|---|---|---|---|---|---|---|
| BA05855 | Sulfate | mg/L | -0.119 | 0.50 | 1000 | 2120 | 1000 | 19.2 | 18 to 22 | 107 | 80 to 120 | 4.88 | 20 |
| BA05853 | Solids, Dissolved | mg/L | 2.00 | 25 | | | 362 | 54.0 | 40 to 60 | | | 0.275 | 5 |
| BA05855 | Chloride | mg/L | 0.047 | 0.50 | 2000 | 3070 | 961 | 10.4 | 9 to 11 | 104 | 80 to 120 | 2.06 | 20 |
| BA05855 | Fluoride | mg/L | 0.0191 | 0.05 | 2.50 | 3.10 | 0.478 | 2.57 | 2.25 to 2.75 | 104 | 80 to 120 | 3.29 | 20 |

**Comments:**

Alabama Power
General Test Laboratory
744 County Road 87, GSC #8
Calera, AL 35040

# Certificate Of Analysis

Alabama Power

**Description:** Gorgas Ash Pond - MW-21V

**Location Code:** WMWGORAP
**Collected:** 3/23/20 17:14
**Customer ID:**
**Submittal Date:** 3/26/20 11:12

**Laboratory ID Number:** BA05855

| Name | Prepared | Analyzed | Vio Spec | DF | Results | Units | MDL | RL | Q |
|---|---|---|---|---|---|---|---|---|---|
| ***Analytical Method: EPA 200.7*** | ***Analyst: RDA*** | | | | ***Preparation Method: EPA 1638*** | | | | |
| * Boron, Total | 3/30/20 13:30 | 3/31/20 12:16 | | 1.015 | 0.122 | mg/L | 0.03 | 0.1 | |
| * Calcium, Total | 3/30/20 13:30 | 3/31/20 13:07 | | 10.15 | 110 | mg/L | 1.015 | 5.075 | |
| * Lithium, Total | 3/30/20 13:30 | 3/31/20 12:16 | | 1.015 | 0.146 | mg/L | 0.01 | 0.02 | |
| ***Analytical Method: EPA 200.8*** | ***Analyst: DLJ*** | | | | ***Preparation Method: EPA 1638*** | | | | |
| * Antimony, Total | 3/26/20 13:06 | 3/27/20 12:15 | | 1.015 | 0.000831 | mg/L | 0.0008 | 0.003 | J |
| * Arsenic, Total | 3/26/20 13:06 | 3/27/20 12:15 | | 1.015 | 0.0159 | mg/L | 0.001 | 0.005 | |
| * Barium, Total | 3/26/20 13:06 | 3/27/20 12:15 | | 1.015 | 0.0574 | mg/L | 0.002 | 0.01 | |
| * Beryllium, Total | 3/26/20 13:06 | 3/27/20 12:15 | | 1.015 | Not Detected | mg/L | 0.0006 | 0.003 | U |
| * Cadmium, Total | 3/26/20 13:06 | 3/27/20 12:15 | | 1.015 | Not Detected | mg/L | 0.0003 | 0.001 | U |
| * Chromium, Total | 3/26/20 13:06 | 3/27/20 12:15 | | 1.015 | Not Detected | mg/L | 0.002 | 0.01 | U |
| * Cobalt, Total | 3/26/20 13:06 | 3/27/20 12:15 | | 1.015 | Not Detected | mg/L | 0.002 | 0.005 | U |
| * Lead, Total | 3/26/20 13:06 | 3/27/20 12:15 | | 1.015 | Not Detected | mg/L | 0.001 | 0.005 | U |
| * Molybdenum, Total | 3/26/20 13:06 | 3/27/20 12:15 | | 1.015 | 0.117 | mg/L | 0.002 | 0.01 | |
| * Selenium, Total | 3/26/20 13:06 | 3/27/20 12:15 | | 1.015 | Not Detected | mg/L | 0.002 | 0.01 | U |
| * Thallium, Total | 3/26/20 13:06 | 3/27/20 12:15 | | 1.015 | Not Detected | mg/L | 0.0002 | 0.001 | U |
| ***Analytical Method: EPA 245.1*** | ***Analyst: GAS*** | | | | | | | | |
| * Mercury, Total by CVAA | 3/31/20 10:03 | 4/1/20 11:25 | | 1 | Not Detected | mg/L | 0.0003 | 0.0005 | U |
| ***Analytical Method: SM 2540C*** | ***Analyst: TJW*** | | | | | | | | |
| * Solids, Dissolved | 3/27/20 14:25 | 4/1/20 15:12 | | 1 | 3410 | mg/L | | 277.8 | |
| ***Analytical Method: SM4500Cl E*** | ***Analyst: JCC*** | | | | | | | | |
| * Chloride | 3/30/20 10:30 | 3/30/20 10:30 | | 200 | 981 | mg/L | 100.00 | 200 | |
| ***Analytical Method: SM4500F G 2017*** | ***Analyst: JCC*** | | | | | | | | |
| * Fluoride | 3/30/20 12:37 | 3/30/20 12:37 | | 1 | 0.494 | mg/L | 0.06 | 0.1 | |
| ***Analytical Method: SM4500SO4 E*** | ***Analyst: JCC*** | | | | | | | | |
| * Sulfate | 4/1/20 10:13 | 4/1/20 10:13 | | 50 | 1050 | mg/L | 25.00 | 50 | |
| ***Analytical Method: Field Measurements*** | ***Analyst: DKG*** | | | | | | | | |
| Conductivity | 3/23/20 17:10 | 3/23/20 17:10 | | | 5570.92 | uS/cm | | | FA |
| pH | 3/23/20 17:10 | 3/23/20 17:10 | | | 7.93 | SU | | | FA |
| Temperature | 3/23/20 17:10 | 3/23/20 17:10 | | | 18.13 | C | | | FA |
| Turbidity | 3/23/20 17:10 | 3/23/20 17:10 | | | 2.8 | NTU | | | FA |

MDL's and RL's are adjusted for sample dilution, as applicable

**Comments:**

Reported: 4/14/2020
Version: 3.1
COA_CCR

Alabama Power
General Test Laboratory
744 County Road 87, GSC #8
Calera, AL 35040

# Batch QC Summary

Alabama Power

**Customer Account:** WMWGORAP
**Sample Date:** 3/23/20 17:14
**Customer ID:**
**Delivery Date:** 3/26/20 11:12

**Description**:Gorgas Ash Pond - MW-21V

**Laboratory ID Number:** BA05855

| Sample | Analysis | Units | MB | MB Limit | Spike | MS | MSD | Standard | Standard Limit | Rec | Rec Limit | Prec | Prec Limit |
|---|---|---|---|---|---|---|---|---|---|---|---|---|---|
| BA05863 | Beryllium, Total | mg/L | 0.0000309 | 0.00088 | 0.10 | 0.0909 | 0.0938 | 0.0916 | 0.085 to 0.115 | 90.9 | 70 to 130 | 3.14 | 20 |
| BA05863 | Chromium, Total | mg/L | 0.0000214 | 0.00044 | 0.10 | 0.101 | 0.101 | 0.102 | 0.085 to 0.115 | 101 | 70 to 130 | 0.00 | 20 |
| BA05863 | Selenium, Total | mg/L | 0.0000712 | 0.00066 | 0.10 | 0.104 | 0.102 | 0.102 | 0.085 to 0.115 | 104 | 70 to 130 | 1.94 | 20 |
| BA05863 | Lead, Total | mg/L | 0.00000303 | 0.0001474 | 0.10 | 0.0993 | 0.102 | 0.102 | 0.085 to 0.115 | 99.3 | 70 to 130 | 2.68 | 20 |
| BA05863 | Thallium, Total | mg/L | -0.00000172 | 0.0001474 | 0.10 | 0.0997 | 0.106 | 0.105 | 0.085 to 0.115 | 99.7 | 70 to 130 | 6.13 | 20 |
| BA05863 | Arsenic, Total | mg/L | -0.00000532 | 0.0001474 | 0.10 | 0.110 | 0.111 | 0.103 | 0.085 to 0.115 | 104 | 70 to 130 | 0.905 | 20 |
| BA05863 | Cadmium, Total | mg/L | -0.00000379 | 0.0001474 | 0.10 | 0.0987 | 0.0983 | 0.103 | 0.085 to 0.115 | 98.7 | 70 to 130 | 0.406 | 20 |
| BA05855 | Mercury, Total by CVAA | mg/L | -0.0000411 | 0.0005 | 0.004 | 0.00390 | 0.00398 | 0.00422 | 0.0034 to 0.0046 | 97.5 | 70 to 130 | 2.03 | 20 |
| BA05863 | Molybdenum, Total | mg/L | 0.00000378 | 0.0001474 | 0.10 | 0.120 | 0.120 | 0.0988 | 0.085 to 0.115 | 98.3 | 70 to 130 | 0.00 | 20 |
| BA05863 | Boron, Total | mg/L | 0.00282 | 0.0650254 | 1.00 | 1.09 | 1.09 | 1.01 | 0.85 to 1.15 | 101 | 70 to 130 | 0.00 | 20 |
| BA05863 | Calcium, Total | mg/L | -0.0154 | 0.1518 | 5.00 | 11.5 | 11.4 | 5.21 | 4.25 to 5.75 | 106 | 70 to 130 | 0.873 | 20 |
| BA05863 | Cobalt, Total | mg/L | -0.00000297 | 0.0001474 | 0.10 | 0.0983 | 0.0986 | 0.0997 | 0.085 to 0.115 | 98.3 | 70 to 130 | 0.305 | 20 |
| BA05863 | Antimony, Total | mg/L | 0.000225 | 0.00066 | 0.10 | 0.0976 | 0.0986 | 0.0956 | 0.085 to 0.115 | 97.6 | 70 to 130 | 1.02 | 20 |
| BA05863 | Barium, Total | mg/L | 0.0000153 | 0.0002 | 0.10 | 0.324 | 0.326 | 0.0955 | 0.085 to 0.115 | 90.0 | 70 to 130 | 0.615 | 20 |
| BA05863 | Lithium, Total | mg/L | 0.000116 | 0.0154 | 0.20 | 0.247 | 0.247 | 0.198 | 0.17 to 0.23 | 111 | 70 to 130 | 0.00 | 20 |

**Comments:**

Reported: 4/14/2020
Version: 3.1
COA_CCR

Alabama Power
General Test Laboratory
744 County Road 87, GSC #8
Calera, AL 35040

Alabama Power

# Batch QC Summary

**Customer Account:** WMWGORAP
**Sample Date:** 3/23/20 17:14
**Customer ID:**
**Delivery Date:** 3/26/20 11:12

**Description:** Gorgas Ash Pond - MW-21V

**Laboratory ID Number:** BA05855

| Sample | Analysis | Units | MB | MB Limit | Spike | MS | Sample Duplicate | Standard | Standard Limit | Rec | Rec Limit | Prec | Prec Limit |
|---|---|---|---|---|---|---|---|---|---|---|---|---|---|
| BA05864 | Solids, Dissolved | mg/L | 0.0000 | 25 | | | 333 | 49.0 | 40 to 60 | | | 0.301 | 5 |
| BA05855 | Sulfate | mg/L | -0.119 | 0.50 | 1000 | 2120 | 1000 | 19.2 | 18 to 22 | 107 | 80 to 120 | 4.88 | 20 |
| BA05855 | Chloride | mg/L | 0.047 | 0.50 | 2000 | 3070 | 961 | 10.4 | 9 to 11 | 104 | 80 to 120 | 2.06 | 20 |
| BA05855 | Fluoride | mg/L | 0.0191 | 0.05 | 2.50 | 3.10 | 0.478 | 2.57 | 2.25 to 2.75 | 104 | 80 to 120 | 3.29 | 20 |

**Comments:**

Reported: 4/14/2020
Version: 3.1
COA_CCR

Alabama Power
General Test Laboratory
744 County Road 87, GSC #8
Calera, AL 35040

# Certificate Of Analysis

Alabama Power

**Description:** Gorgas Ash Pond - MW-12V

**Location Code:** WMWGORAP
**Collected:** 3/24/20 11:32
**Customer ID:**
**Submittal Date:** 3/26/20 11:12

**Laboratory ID Number:** BA05856

| Name | Prepared | Analyzed | Vio Spec | DF | Results | Units | MDL | RL | Q |
|---|---|---|---|---|---|---|---|---|---|
| ***Analytical Method: EPA 200.7*** | ***Analyst: RDA*** | | | | ***Preparation Method: EPA 1638*** | | | | |
| * Boron, Total | 3/30/20 13:30 | 3/31/20 12:19 | | 1.015 | 0.0343 | mg/L | 0.03 | 0.1 | J |
| * Calcium, Total | 3/30/20 13:30 | 3/31/20 13:10 | | 10.15 | 48.9 | mg/L | 1.015 | 5.075 | |
| * Lithium, Total | 3/30/20 13:30 | 3/31/20 12:19 | | 1.015 | 0.0462 | mg/L | 0.01 | 0.02 | |
| ***Analytical Method: EPA 200.8*** | ***Analyst: DLJ*** | | | | ***Preparation Method: EPA 1638*** | | | | |
| * Antimony, Total | 3/26/20 13:06 | 3/27/20 12:18 | | 1.015 | 0.00128 | mg/L | 0.0008 | 0.003 | J |
| * Arsenic, Total | 3/26/20 13:06 | 3/27/20 12:18 | | 1.015 | 0.00266 | mg/L | 0.001 | 0.005 | J |
| * Barium, Total | 3/26/20 13:06 | 3/27/20 13:33 | | 5.075 | 1.43 | mg/L | 0.01015 | 0.05075 | |
| * Beryllium, Total | 3/26/20 13:06 | 3/27/20 12:18 | | 1.015 | Not Detected | mg/L | 0.0006 | 0.003 | U |
| * Cadmium, Total | 3/26/20 13:06 | 3/27/20 12:18 | | 1.015 | Not Detected | mg/L | 0.0003 | 0.001 | U |
| * Chromium, Total | 3/26/20 13:06 | 3/27/20 12:18 | | 1.015 | 0.00774 | mg/L | 0.002 | 0.01 | J |
| * Cobalt, Total | 3/26/20 13:06 | 3/27/20 12:18 | | 1.015 | 0.00277 | mg/L | 0.002 | 0.005 | J |
| * Lead, Total | 3/26/20 13:06 | 3/27/20 12:18 | | 1.015 | 0.00279 | mg/L | 0.001 | 0.005 | J |
| * Molybdenum, Total | 3/26/20 13:06 | 3/27/20 12:18 | | 1.015 | 0.00454 | mg/L | 0.002 | 0.01 | J |
| * Selenium, Total | 3/26/20 13:06 | 3/27/20 12:18 | | 1.015 | Not Detected | mg/L | 0.002 | 0.01 | U |
| * Thallium, Total | 3/26/20 13:06 | 3/27/20 12:18 | | 1.015 | Not Detected | mg/L | 0.0002 | 0.001 | U |
| ***Analytical Method: EPA 245.1*** | ***Analyst: GAS*** | | | | | | | | |
| * Mercury, Total by CVAA | 3/31/20 10:03 | 4/1/20 11:42 | | 1 | Not Detected | mg/L | 0.0003 | 0.0005 | U |
| ***Analytical Method: SM 2540C*** | ***Analyst: TJW*** | | | | | | | | |
| * Solids, Dissolved | 3/27/20 14:25 | 4/1/20 15:12 | | 1 | 206 | mg/L | | 25 | |
| ***Analytical Method: SM4500Cl E*** | ***Analyst: JCC*** | | | | | | | | |
| * Chloride | 3/30/20 10:41 | 3/30/20 10:41 | | 1 | 4.46 | mg/L | 0.50 | 1 | |
| ***Analytical Method: SM4500F G 2017*** | ***Analyst: JCC*** | | | | | | | | |
| * Fluoride | 3/30/20 12:49 | 3/30/20 12:49 | | 1 | 0.155 | mg/L | 0.06 | 0.1 | |
| ***Analytical Method: SM4500SO4 E*** | ***Analyst: JCC*** | | | | | | | | |
| * Sulfate | 4/1/20 10:56 | 4/1/20 10:56 | | 1 | Not Detected | mg/L | 0.50 | 1 | U |
| ***Analytical Method: Field Measurements*** | ***Analyst: DKG*** | | | | | | | | |
| Conductivity | 3/24/20 11:28 | 3/24/20 11:28 | | | 315.14 | uS/cm | | | FA |
| pH | 3/24/20 11:28 | 3/24/20 11:28 | | | 7.80 | SU | | | FA |
| Temperature | 3/24/20 11:28 | 3/24/20 11:28 | | | 18.30 | C | | | FA |
| Turbidity | 3/24/20 11:28 | 3/24/20 11:28 | | | 67.8 | NTU | | | FA |

MDL's and RL's are adjusted for sample dilution, as applicable

**Comments:**

Reported: 4/14/2020
Version: 3.1
COA_CCR

Alabama Power
General Test Laboratory
744 County Road 87, GSC #8
Calera, AL 35040

# Batch QC Summary

Alabama Power

**Customer Account:** WMWGORAP
**Sample Date:** 3/24/20 11:32
**Customer ID:**
**Delivery Date:** 3/26/20 11:12

**Description**: Gorgas Ash Pond - MW-12V

**Laboratory ID Number:** BA05856

| Sample | Analysis | Units | MB | MB Limit | Spike | MS | MSD | Standard | Standard Limit | Rec | Rec Limit | Prec | Prec Limit |
|---|---|---|---|---|---|---|---|---|---|---|---|---|---|
| BA05863 | Molybdenum, Total | mg/L | 0.00000378 | 0.0001474 | 0.10 | 0.120 | 0.120 | 0.0988 | 0.085 to 0.115 | 98.3 | 70 to 130 | 0.00 | 20 |
| BA05863 | Beryllium, Total | mg/L | 0.0000309 | 0.00088 | 0.10 | 0.0909 | 0.0938 | 0.0916 | 0.085 to 0.115 | 90.9 | 70 to 130 | 3.14 | 20 |
| BA05863 | Chromium, Total | mg/L | 0.0000214 | 0.00044 | 0.10 | 0.101 | 0.101 | 0.102 | 0.085 to 0.115 | 101 | 70 to 130 | 0.00 | 20 |
| BA05863 | Arsenic, Total | mg/L | -0.00000532 | 0.0001474 | 0.10 | 0.110 | 0.111 | 0.103 | 0.085 to 0.115 | 104 | 70 to 130 | 0.905 | 20 |
| BA05863 | Cadmium, Total | mg/L | -0.00000379 | 0.0001474 | 0.10 | 0.0987 | 0.0983 | 0.103 | 0.085 to 0.115 | 98.7 | 70 to 130 | 0.406 | 20 |
| BA05863 | Boron, Total | mg/L | 0.00282 | 0.0650254 | 1.00 | 1.09 | 1.09 | 1.01 | 0.85 to 1.15 | 101 | 70 to 130 | 0.00 | 20 |
| BA05863 | Calcium, Total | mg/L | -0.0154 | 0.1518 | 5.00 | 11.5 | 11.4 | 5.21 | 4.25 to 5.75 | 106 | 70 to 130 | 0.873 | 20 |
| BA05863 | Cobalt, Total | mg/L | -0.00000297 | 0.0001474 | 0.10 | 0.0983 | 0.0986 | 0.0997 | 0.085 to 0.115 | 98.3 | 70 to 130 | 0.305 | 20 |
| BA05863 | Antimony, Total | mg/L | 0.000225 | 0.00066 | 0.10 | 0.0976 | 0.0986 | 0.0956 | 0.085 to 0.115 | 97.6 | 70 to 130 | 1.02 | 20 |
| BA05863 | Barium, Total | mg/L | 0.0000153 | 0.0002 | 0.10 | 0.324 | 0.326 | 0.0955 | 0.085 to 0.115 | 90.0 | 70 to 130 | 0.615 | 20 |
| BA05863 | Lithium, Total | mg/L | 0.000116 | 0.0154 | 0.20 | 0.247 | 0.247 | 0.198 | 0.17 to 0.23 | 111 | 70 to 130 | 0.00 | 20 |
| BA05863 | Selenium, Total | mg/L | 0.0000712 | 0.00066 | 0.10 | 0.104 | 0.102 | 0.102 | 0.085 to 0.115 | 104 | 70 to 130 | 1.94 | 20 |
| BA05866 | Mercury, Total by CVAA | mg/L | -0.0000164 | 0.0005 | 0.004 | 0.00400 | 0.00422 | 0.00417 | 0.0034 to 0.0046 | 100 | 70 to 130 | 5.35 | 20 |
| BA05863 | Lead, Total | mg/L | 0.00000303 | 0.0001474 | 0.10 | 0.0993 | 0.102 | 0.102 | 0.085 to 0.115 | 99.3 | 70 to 130 | 2.68 | 20 |
| BA05863 | Thallium, Total | mg/L | -0.00000172 | 0.0001474 | 0.10 | 0.0997 | 0.106 | 0.105 | 0.085 to 0.115 | 99.7 | 70 to 130 | 6.13 | 20 |

**Comments:**

Reported: 4/14/2020
Version: 3.1
COA_CCR

Alabama Power
General Test Laboratory
744 County Road 87, GSC #8
Calera, AL 35040

Alabama Power

# Batch QC Summary

**Customer Account:** WMWGORAP
**Sample Date:** 3/24/20 11:32
**Customer ID:**
**Delivery Date:** 3/26/20 11:12

**Description:** Gorgas Ash Pond - MW-12V

**Laboratory ID Number:** BA05856

| Sample | Analysis | Units | MB | MB Limit | Spike | MS | Sample Duplicate | Standard | Standard Limit | Rec | Rec Limit | Prec | Prec Limit |
|---|---|---|---|---|---|---|---|---|---|---|---|---|---|
| BA05864 | Solids, Dissolved | mg/L | 0.0000 | 25 | | | 333 | 49.0 | 40 to 60 | | | 0.301 | 5 |
| BA05865 | Chloride | mg/L | -0.029 | 0.50 | 10.0 | 10.6 | 0.193 | 9.97 | 9 to 11 | 106 | 80 to 120 | 0.00 | 20 |
| BA05865 | Sulfate | mg/L | -0.483 | 0.50 | 20.0 | 19.1 | -0.344 | 19.4 | 18 to 22 | 95.5 | 80 to 120 | 0.00 | 20 |
| BA05865 | Fluoride | mg/L | 0.0102 | 0.05 | 2.50 | 2.57 | 0.0126 | 2.57 | 2.25 to 2.75 | 103 | 80 to 120 | 0.00 | 20 |

**Comments:**

Alabama Power
General Test Laboratory
744 County Road 87, GSC #8
Calera, AL 35040

# Certificate Of Analysis

Alabama Power

**Description:** Gorgas Ash Pond - MW-12V DIS

**Location Code:** WMWGORAP
**Collected:** 3/24/20 11:32
**Customer ID:**
**Submittal Date:** 3/26/20 11:12

**Laboratory ID Number:** BA05857

| Name | Prepared | Analyzed | Vio Spec | DF | Results | Units | MDL | RL | Q |
|---|---|---|---|---|---|---|---|---|---|
| ***Analytical Method: EPA 200.7*** | ***Analyst: RDA*** | | | | | | | | |
| * Boron, Dissolved | 3/30/20 11:30 | 3/31/20 09:33 | | 1.015 | 0.0353 | mg/L | 0.03 | 0.1 | J |
| * Calcium, Dissolved | 3/30/20 11:30 | 3/31/20 10:28 | | 10.15 | 41.7 | mg/L | 1.015 | 5.075 | |
| * Lithium, Dissolved | 3/30/20 11:30 | 3/31/20 09:33 | | 1.015 | 0.0451 | mg/L | 0.01 | 0.02 | |
| ***Analytical Method: EPA 200.8*** | ***Analyst: DLJ*** | | | | | | | | |
| * Antimony, Dissolved | 3/26/20 12:41 | 3/27/20 13:52 | | 1.015 | Not Detected | mg/L | 0.0008 | 0.003 | U |
| * Arsenic, Dissolved | 3/26/20 12:41 | 3/27/20 13:52 | | 1.015 | 0.00122 | mg/L | 0.001 | 0.005 | J |
| * Barium, Dissolved | 3/26/20 12:41 | 3/27/20 13:52 | | 1.015 | 1.21 | mg/L | 0.002 | 0.01 | |
| * Beryllium, Dissolved | 3/26/20 12:41 | 3/27/20 13:52 | | 1.015 | Not Detected | mg/L | 0.0006 | 0.003 | U |
| * Cadmium, Dissolved | 3/26/20 12:41 | 3/27/20 13:52 | | 1.015 | Not Detected | mg/L | 0.0003 | 0.001 | U |
| * Chromium, Dissolved | 3/26/20 12:41 | 3/27/20 13:52 | | 1.015 | Not Detected | mg/L | 0.002 | 0.01 | U |
| * Cobalt, Dissolved | 3/26/20 12:41 | 3/27/20 13:52 | | 1.015 | Not Detected | mg/L | 0.002 | 0.005 | U |
| * Lead, Dissolved | 3/26/20 12:41 | 3/27/20 13:52 | | 1.015 | Not Detected | mg/L | 0.001 | 0.005 | U |
| * Molybdenum, Dissolved | 3/26/20 12:41 | 3/27/20 13:52 | | 1.015 | 0.00526 | mg/L | 0.002 | 0.01 | J |
| * Selenium, Dissolved | 3/26/20 12:41 | 3/27/20 13:52 | | 1.015 | Not Detected | mg/L | 0.002 | 0.01 | U |
| * Thallium, Dissolved | 3/26/20 12:41 | 3/27/20 13:52 | | 1.015 | Not Detected | mg/L | 0.0002 | 0.001 | U |
| ***Analytical Method: EPA 245.1*** | ***Analyst: GAS*** | | | | | | | | |
| * Mercury, Dissolved by CVAA | 3/31/20 10:03 | 4/1/20 12:47 | | 1 | Not Detected | mg/L | 0.0003 | 0.0005 | U |
| ***Analytical Method: SM 2540C*** | ***Analyst: TJW*** | | | | | | | | |
| * Solids, Dissolved | 3/27/20 14:25 | 4/1/20 15:12 | | 1 | 201 | mg/L | | 25 | |
| ***Analytical Method: SM4500Cl E*** | ***Analyst: JCC*** | | | | | | | | |
| * Chloride | 3/30/20 10:43 | 3/30/20 10:43 | | 1 | 4.61 | mg/L | 0.50 | 1 | |
| ***Analytical Method: SM4500F G 2017*** | ***Analyst: JCC*** | | | | | | | | |
| * Fluoride | 3/30/20 12:50 | 3/30/20 12:50 | | 1 | 0.168 | mg/L | 0.06 | 0.1 | |
| ***Analytical Method: SM4500SO4 E*** | ***Analyst: JCC*** | | | | | | | | |
| * Sulfate | 4/1/20 10:46 | 4/1/20 10:46 | | 1 | 1.11 | mg/L | 0.50 | 1 | |
| ***Analytical Method: Field Measurements*** | ***Analyst: DKG*** | | | | | | | | |
| Conductivity | 3/24/20 11:28 | 3/24/20 11:28 | | | 315.14 | uS/cm | | | FA |
| pH | 3/24/20 11:28 | 3/24/20 11:28 | | | 7.80 | SU | | | FA |
| Temperature | 3/24/20 11:28 | 3/24/20 11:28 | | | 18.30 | C | | | FA |
| Turbidity | 3/24/20 11:28 | 3/24/20 11:28 | | | 67.8 | NTU | | | FA |

MDL's and RL's are adjusted for sample dilution, as applicable

**Comments:** The client submitted filtered samples for dissolved analysis, but no MB or LCS were submitted. Therefore, dissolved data is qualified.
LBM 4/13/2020

Reported: 4/14/2020
Version: 3.1
COA_CCR

Alabama Power
General Test Laboratory
744 County Road 87, GSC #8
Calera, AL 35040

# Batch QC Summary

Alabama Power

**Customer Account:** WMWGORAP
**Sample Date:** 3/24/20 11:32
**Customer ID:**
**Delivery Date:** 3/26/20 11:12

**Description**: Gorgas Ash Pond - MW-12V DIS

**Laboratory ID Number:** BA05857

| Sample | Analysis | Units | MB | MB Limit | Spike | MS | MSD | Standard | Standard Limit | Rec | Rec Limit | Prec | Prec Limit |
|---|---|---|---|---|---|---|---|---|---|---|---|---|---|
| BA05871 | Lithium, Dissolved | mg/L | 0.0000749 | 0.0154 | 0.20 | 0.311 | 0.314 | 0.197 | 0.17 to 0.23 | 109 | 70 to 130 | 0.960 | 20 |
| BA05871 | Mercury, Dissolved by | mg/L | -0.0000329 | 0.0005 | 0.004 | 0.00426 | 0.00421 | 0.00422 | 0.0034 to 0.0046 | 106 | 70 to 130 | 1.18 | 20 |
| BA05871 | Molybdenum, Dissolved | mg/L | 0.00000193 | 0.0001474 | 0.10 | 0.0973 | 0.0971 | 0.0989 | 0.085 to 0.115 | 97.3 | 70 to 130 | 0.206 | 20 |
| BA05871 | Boron, Dissolved | mg/L | 0.00203 | 0.0650254 | 1.00 | 1.04 | 1.06 | 1.01 | 0.85 to 1.15 | 104 | 70 to 130 | 1.90 | 20 |
| BA05871 | Lead, Dissolved | mg/L | 0.00000458 | 0.0001474 | 0.10 | 0.0981 | 0.0984 | 0.0998 | 0.085 to 0.115 | 98.1 | 70 to 130 | 0.305 | 20 |
| BA05871 | Calcium, Dissolved | mg/L | -0.0187 | 0.1518 | 5.00 | 33.0 | 33.1 | 5.11 | 4.25 to 5.75 | 102 | 70 to 130 | 0.303 | 20 |
| BA05871 | Cobalt, Dissolved | mg/L | -0.00000152 | 0.0001474 | 0.10 | 0.0948 | 0.0961 | 0.1000 | 0.085 to 0.115 | 94.8 | 70 to 130 | 1.36 | 20 |
| BA05871 | Beryllium, Dissolved | mg/L | 0.0000303 | 0.00088 | 0.10 | 0.0923 | 0.0914 | 0.0918 | 0.085 to 0.115 | 92.3 | 70 to 130 | 0.980 | 20 |
| BA05871 | Thallium, Dissolved | mg/L | -0.00000316 | 0.0001474 | 0.10 | 0.100 | 0.0998 | 0.102 | 0.085 to 0.115 | 100 | 70 to 130 | 0.200 | 20 |
| BA05871 | Cadmium, Dissolved | mg/L | 0.0000112 | 0.0001474 | 0.10 | 0.0959 | 0.0981 | 0.0992 | 0.085 to 0.115 | 95.9 | 70 to 130 | 2.27 | 20 |
| BA05871 | Chromium, Dissolved | mg/L | -0.00000597 | 0.00044 | 0.10 | 0.0985 | 0.0991 | 0.102 | 0.085 to 0.115 | 98.5 | 70 to 130 | 0.607 | 20 |
| BA05871 | Antimony, Dissolved | mg/L | 0.000215 | 0.00066 | 0.10 | 0.0911 | 0.0919 | 0.0907 | 0.085 to 0.115 | 91.1 | 70 to 130 | 0.874 | 20 |
| BA05871 | Selenium, Dissolved | mg/L | 0.0000619 | 0.00066 | 0.10 | 0.101 | 0.103 | 0.102 | 0.085 to 0.115 | 101 | 70 to 130 | 1.96 | 20 |
| BA05871 | Arsenic, Dissolved | mg/L | -0.00000717 | 0.0001474 | 0.10 | 0.102 | 0.104 | 0.103 | 0.085 to 0.115 | 102 | 70 to 130 | 1.94 | 20 |
| BA05871 | Barium, Dissolved | mg/L | 0.0000512 | 0.0002 | 0.10 | 0.883 | 0.889 | 0.0932 | 0.085 to 0.115 | 86.0 | 70 to 130 | 0.677 | 20 |

**Comments:** The client submitted filtered samples for dissolved analysis, but no MB or LCS were submitted. Therefore, dissolved data is qualified.
LBM 4/13/2020

Reported: 4/14/2020
Version: 3.1
COA_CCR

Alabama Power
General Test Laboratory
744 County Road 87, GSC #8
Calera, AL 35040

Alabama Power

# Batch QC Summary

**Customer Account:** WMWGORAP
**Sample Date:** 3/24/20 11:32
**Customer ID:**
**Delivery Date:** 3/26/20 11:12

**Description:** Gorgas Ash Pond - MW-12V DIS

**Laboratory ID Number:** BA05857

| Sample | Analysis | Units | MB | MB Limit | Spike | MS | Sample Duplicate | Standard | Standard Limit | Rec | Rec Limit | Prec | Prec Limit |
|---|---|---|---|---|---|---|---|---|---|---|---|---|---|
| BA05865 | Fluoride | mg/L | 0.0102 | 0.05 | 2.50 | 2.57 | 0.0126 | 2.57 | 2.25 to 2.75 | 103 | 80 to 120 | 0.00 | 20 |
| BA05864 | Solids, Dissolved | mg/L | 0.0000 | 25 | | | 333 | 49.0 | 40 to 60 | | | 0.301 | 5 |
| BA05865 | Sulfate | mg/L | -0.483 | 0.50 | 20.0 | 19.1 | -0.344 | 19.4 | 18 to 22 | 95.5 | 80 to 120 | 0.00 | 20 |
| BA05865 | Chloride | mg/L | -0.029 | 0.50 | 10.0 | 10.6 | 0.193 | 9.97 | 9 to 11 | 106 | 80 to 120 | 0.00 | 20 |

**Comments:** The client submitted filtered samples for dissolved analysis, but no MB or LCS were submitted. Therefore, dissolved data is qualified.
LBM 4/13/2020

Reported: 4/14/2020
Version: 3.1
COA_CCR

Alabama Power
General Test Laboratory
744 County Road 87, GSC #8
Calera, AL 35040

# Certificate Of Analysis

Alabama Power

**Description:** Gorgas Ash Pond - MW-25HA

**Location Code:** WMWGORAP
**Collected:** 3/24/20 13:10
**Customer ID:**
**Submittal Date:** 3/26/20 11:12

**Laboratory ID Number:** BA05858

| Name | Prepared | Analyzed | Vio Spec | DF | Results | Units | MDL | RL | Q |
|---|---|---|---|---|---|---|---|---|---|
| ***Analytical Method: EPA 200.7*** | ***Analyst: RDA*** | | | | ***Preparation Method: EPA 1638*** | | | | |
| * Boron, Total | 3/30/20 13:30 | 3/31/20 12:22 | | 1.015 | 0.146 | mg/L | 0.03 | 0.1 | |
| * Calcium, Total | 3/30/20 13:30 | 3/31/20 12:22 | | 1.015 | 2.42 | mg/L | 0.1 | 0.5 | |
| * Lithium, Total | 3/30/20 13:30 | 3/31/20 12:22 | | 1.015 | 0.0461 | mg/L | 0.01 | 0.02 | |
| ***Analytical Method: EPA 200.8*** | ***Analyst: DLJ*** | | | | ***Preparation Method: EPA 1638*** | | | | |
| * Antimony, Total | 3/26/20 13:06 | 3/27/20 12:20 | | 1.015 | Not Detected | mg/L | 0.0008 | 0.003 | U |
| * Arsenic, Total | 3/26/20 13:06 | 3/27/20 12:20 | | 1.015 | 0.00798 | mg/L | 0.001 | 0.005 | |
| * Barium, Total | 3/26/20 13:06 | 3/27/20 12:20 | | 1.015 | 0.147 | mg/L | 0.002 | 0.01 | |
| * Beryllium, Total | 3/26/20 13:06 | 3/27/20 12:20 | | 1.015 | Not Detected | mg/L | 0.0006 | 0.003 | U |
| * Cadmium, Total | 3/26/20 13:06 | 3/27/20 12:20 | | 1.015 | Not Detected | mg/L | 0.0003 | 0.001 | U |
| * Chromium, Total | 3/26/20 13:06 | 3/27/20 12:20 | | 1.015 | Not Detected | mg/L | 0.002 | 0.01 | U |
| * Cobalt, Total | 3/26/20 13:06 | 3/27/20 12:20 | | 1.015 | Not Detected | mg/L | 0.002 | 0.005 | U |
| * Lead, Total | 3/26/20 13:06 | 3/27/20 12:20 | | 1.015 | Not Detected | mg/L | 0.001 | 0.005 | U |
| * Molybdenum, Total | 3/26/20 13:06 | 3/27/20 12:20 | | 1.015 | 0.0176 | mg/L | 0.002 | 0.01 | |
| * Selenium, Total | 3/26/20 13:06 | 3/27/20 12:20 | | 1.015 | Not Detected | mg/L | 0.002 | 0.01 | U |
| * Thallium, Total | 3/26/20 13:06 | 3/27/20 12:20 | | 1.015 | Not Detected | mg/L | 0.0002 | 0.001 | U |
| ***Analytical Method: EPA 245.1*** | ***Analyst: GAS*** | | | | | | | | |
| * Mercury, Total by CVAA | 3/31/20 10:03 | 4/1/20 11:44 | | 1 | Not Detected | mg/L | 0.0003 | 0.0005 | U |
| ***Analytical Method: SM 2540C*** | ***Analyst: TJW*** | | | | | | | | |
| * Solids, Dissolved | 3/27/20 14:25 | 4/1/20 15:12 | | 1 | 948 | mg/L | | 75.8 | |
| ***Analytical Method: SM4500Cl E*** | ***Analyst: JCC*** | | | | | | | | |
| * Chloride | 3/30/20 10:56 | 3/30/20 10:56 | | 5 | 38.0 | mg/L | 2.50 | 5 | |
| ***Analytical Method: SM4500F G 2017*** | ***Analyst: JCC*** | | | | | | | | |
| * Fluoride | 3/30/20 12:51 | 3/30/20 12:51 | | 1 | 1.77 | mg/L | 0.06 | 0.1 | |
| ***Analytical Method: SM4500SO4 E*** | ***Analyst: JCC*** | | | | | | | | |
| * Sulfate | 4/1/20 10:47 | 4/1/20 10:47 | | 10 | 201 | mg/L | 5.00 | 10 | |
| ***Analytical Method: Field Measurements*** | ***Analyst: DKG*** | | | | | | | | |
| Conductivity | 3/24/20 13:06 | 3/24/20 13:06 | | | 1450.68 | uS/cm | | | FA |
| pH | 3/24/20 13:06 | 3/24/20 13:06 | | | 8.67 | SU | | | FA |
| Temperature | 3/24/20 13:06 | 3/24/20 13:06 | | | 19.49 | C | | | FA |
| Turbidity | 3/24/20 13:06 | 3/24/20 13:06 | | | 8.74 | NTU | | | FA |

MDL's and RL's are adjusted for sample dilution, as applicable

**Comments:**

Reported: 4/14/2020
Version: 3.1
COA_CCR

Alabama Power
General Test Laboratory
744 County Road 87, GSC #8
Calera, AL 35040

# Batch QC Summary

Alabama Power

**Customer Account:** WMWGORAP
**Sample Date:** 3/24/20 13:10
**Customer ID:**
**Delivery Date:** 3/26/20 11:12

**Description**:Gorgas Ash Pond - MW-25HA

**Laboratory ID Number:** BA05858

| Sample | Analysis | Units | MB | MB Limit | Spike | MS | MSD | Standard | Standard Limit | Rec | Rec Limit | Prec | Prec Limit |
|---|---|---|---|---|---|---|---|---|---|---|---|---|---|
| BA05863 | Molybdenum, Total | mg/L | 0.00000378 | 0.0001474 | 0.10 | 0.120 | 0.120 | 0.0988 | 0.085 to 0.115 | 98.3 | 70 to 130 | 0.00 | 20 |
| BA05863 | Chromium, Total | mg/L | 0.0000214 | 0.00044 | 0.10 | 0.101 | 0.101 | 0.102 | 0.085 to 0.115 | 101 | 70 to 130 | 0.00 | 20 |
| BA05863 | Beryllium, Total | mg/L | 0.0000309 | 0.00088 | 0.10 | 0.0909 | 0.0938 | 0.0916 | 0.085 to 0.115 | 90.9 | 70 to 130 | 3.14 | 20 |
| BA05863 | Selenium, Total | mg/L | 0.0000712 | 0.00066 | 0.10 | 0.104 | 0.102 | 0.102 | 0.085 to 0.115 | 104 | 70 to 130 | 1.94 | 20 |
| BA05866 | Mercury, Total by CVAA | mg/L | -0.0000164 | 0.0005 | 0.004 | 0.00400 | 0.00422 | 0.00417 | 0.0034 to 0.0046 | 100 | 70 to 130 | 5.35 | 20 |
| BA05863 | Boron, Total | mg/L | 0.00282 | 0.0650254 | 1.00 | 1.09 | 1.09 | 1.01 | 0.85 to 1.15 | 101 | 70 to 130 | 0.00 | 20 |
| BA05863 | Calcium, Total | mg/L | -0.0154 | 0.1518 | 5.00 | 11.5 | 11.4 | 5.21 | 4.25 to 5.75 | 106 | 70 to 130 | 0.873 | 20 |
| BA05863 | Cobalt, Total | mg/L | -0.00000297 | 0.0001474 | 0.10 | 0.0983 | 0.0986 | 0.0997 | 0.085 to 0.115 | 98.3 | 70 to 130 | 0.305 | 20 |
| BA05863 | Antimony, Total | mg/L | 0.000225 | 0.00066 | 0.10 | 0.0976 | 0.0986 | 0.0956 | 0.085 to 0.115 | 97.6 | 70 to 130 | 1.02 | 20 |
| BA05863 | Arsenic, Total | mg/L | -0.00000532 | 0.0001474 | 0.10 | 0.110 | 0.111 | 0.103 | 0.085 to 0.115 | 104 | 70 to 130 | 0.905 | 20 |
| BA05863 | Cadmium, Total | mg/L | -0.00000379 | 0.0001474 | 0.10 | 0.0987 | 0.0983 | 0.103 | 0.085 to 0.115 | 98.7 | 70 to 130 | 0.406 | 20 |
| BA05863 | Lead, Total | mg/L | 0.00000303 | 0.0001474 | 0.10 | 0.0993 | 0.102 | 0.102 | 0.085 to 0.115 | 99.3 | 70 to 130 | 2.68 | 20 |
| BA05863 | Thallium, Total | mg/L | -0.00000172 | 0.0001474 | 0.10 | 0.0997 | 0.106 | 0.105 | 0.085 to 0.115 | 99.7 | 70 to 130 | 6.13 | 20 |
| BA05863 | Barium, Total | mg/L | 0.0000153 | 0.0002 | 0.10 | 0.324 | 0.326 | 0.0955 | 0.085 to 0.115 | 90.0 | 70 to 130 | 0.615 | 20 |
| BA05863 | Lithium, Total | mg/L | 0.000116 | 0.0154 | 0.20 | 0.247 | 0.247 | 0.198 | 0.17 to 0.23 | 111 | 70 to 130 | 0.00 | 20 |

**Comments:**

Reported: 4/14/2020
Version: 3.1
COA_CCR

Alabama Power
General Test Laboratory
744 County Road 87, GSC #8
Calera, AL 35040

Alabama Power

# Batch QC Summary

**Customer Account:** WMWGORAP
**Sample Date:** 3/24/20 13:10
**Customer ID:**
**Delivery Date:** 3/26/20 11:12

**Description:** Gorgas Ash Pond - MW-25HA

**Laboratory ID Number:** BA05858

| Sample | Analysis | Units | MB | MB Limit | Spike | MS | Sample Duplicate | Standard | Standard Limit | Rec | Rec Limit | Prec | Prec Limit |
|---|---|---|---|---|---|---|---|---|---|---|---|---|---|
| BA05864 | Solids, Dissolved | mg/L | 0.0000 | 25 | | | 333 | 49.0 | 40 to 60 | | | 0.301 | 5 |
| BA05865 | Chloride | mg/L | -0.029 | 0.50 | 10.0 | 10.6 | 0.193 | 9.97 | 9 to 11 | 106 | 80 to 120 | 0.00 | 20 |
| BA05865 | Fluoride | mg/L | 0.0102 | 0.05 | 2.50 | 2.57 | 0.0126 | 2.57 | 2.25 to 2.75 | 103 | 80 to 120 | 0.00 | 20 |
| BA05865 | Sulfate | mg/L | -0.483 | 0.50 | 20.0 | 19.1 | -0.344 | 19.4 | 18 to 22 | 95.5 | 80 to 120 | 0.00 | 20 |

**Comments:**

Reported: 4/14/2020
Version: 3.1
COA_CCR

Alabama Power
General Test Laboratory
744 County Road 87, GSC #8
Calera, AL 35040

# *Certificate Of Analysis*

Alabama Power

**Description:** Gorgas Ash Pond - MW-2

**Location Code:** WMWGORAP
**Collected:** 3/25/20 08:32
**Customer ID:**
**Submittal Date:** 3/26/20 11:12

**Laboratory ID Number:** BA05859

| Name | Prepared | Analyzed | Vio Spec | DF | Results | Units | MDL | RL | Q |
|---|---|---|---|---|---|---|---|---|---|
| ***Analytical Method: EPA 200.7*** | ***Analyst: RDA*** | | | | ***Preparation Method: EPA 1638*** | | | | |
| * Boron, Total | 3/30/20 13:30 | 3/31/20 12:25 | | 1.015 | 0.163 | mg/L | 0.03 | 0.1 | |
| * Calcium, Total | 3/30/20 13:30 | 3/31/20 12:25 | | 1.015 | 0.518 | mg/L | 0.1 | 0.5 | |
| * Lithium, Total | 3/30/20 13:30 | 3/31/20 12:25 | | 1.015 | 0.0434 | mg/L | 0.01 | 0.02 | |
| ***Analytical Method: EPA 200.8*** | ***Analyst: DLJ*** | | | | ***Preparation Method: EPA 1638*** | | | | |
| * Antimony, Total | 3/26/20 13:06 | 3/27/20 12:23 | | 1.015 | Not Detected | mg/L | 0.0008 | 0.003 | U |
| * Arsenic, Total | 3/26/20 13:06 | 3/27/20 12:23 | | 1.015 | Not Detected | mg/L | 0.001 | 0.005 | U |
| * Barium, Total | 3/26/20 13:06 | 3/27/20 12:23 | | 1.015 | 0.0602 | mg/L | 0.002 | 0.01 | |
| * Beryllium, Total | 3/26/20 13:06 | 3/27/20 12:23 | | 1.015 | Not Detected | mg/L | 0.0006 | 0.003 | U |
| * Cadmium, Total | 3/26/20 13:06 | 3/27/20 12:23 | | 1.015 | Not Detected | mg/L | 0.0003 | 0.001 | U |
| * Chromium, Total | 3/26/20 13:06 | 3/27/20 12:23 | | 1.015 | Not Detected | mg/L | 0.002 | 0.01 | U |
| * Cobalt, Total | 3/26/20 13:06 | 3/27/20 12:23 | | 1.015 | Not Detected | mg/L | 0.002 | 0.005 | U |
| * Lead, Total | 3/26/20 13:06 | 3/27/20 12:23 | | 1.015 | Not Detected | mg/L | 0.001 | 0.005 | U |
| * Molybdenum, Total | 3/26/20 13:06 | 3/27/20 12:23 | | 1.015 | 0.00343 | mg/L | 0.002 | 0.01 | J |
| * Selenium, Total | 3/26/20 13:06 | 3/27/20 12:23 | | 1.015 | Not Detected | mg/L | 0.002 | 0.01 | U |
| * Thallium, Total | 3/26/20 13:06 | 3/27/20 12:23 | | 1.015 | Not Detected | mg/L | 0.0002 | 0.001 | U |
| ***Analytical Method: EPA 245.1*** | ***Analyst: GAS*** | | | | | | | | |
| * Mercury, Total by CVAA | 3/31/20 10:03 | 4/1/20 11:47 | | 1 | Not Detected | mg/L | 0.0003 | 0.0005 | U |
| ***Analytical Method: SM 2540C*** | ***Analyst: TJW*** | | | | | | | | |
| * Solids, Dissolved | 3/27/20 14:25 | 4/1/20 15:12 | | 1 | 337 | mg/L | | 25 | |
| ***Analytical Method: SM4500Cl E*** | ***Analyst: JCC*** | | | | | | | | |
| * Chloride | 3/30/20 10:45 | 3/30/20 10:45 | | 1 | 9.70 | mg/L | 0.50 | 1 | |
| ***Analytical Method: SM4500F G 2017*** | ***Analyst: JCC*** | | | | | | | | |
| * Fluoride | 3/30/20 12:53 | 3/30/20 12:53 | | 1 | 0.855 | mg/L | 0.06 | 0.1 | |
| ***Analytical Method: SM4500SO4 E*** | ***Analyst: JCC*** | | | | | | | | |
| * Sulfate | 4/1/20 10:48 | 4/1/20 10:48 | | 1 | 38.5 | mg/L | 0.50 | 1 | |
| ***Analytical Method: Field Measurements*** | ***Analyst: DKG*** | | | | | | | | |
| Conductivity | 3/25/20 08:28 | 3/25/20 08:28 | | | 536.55 | uS/cm | | | FA |
| pH | 3/25/20 08:28 | 3/25/20 08:28 | | | 9.29 | SU | | | FA |
| Temperature | 3/25/20 08:28 | 3/25/20 08:28 | | | 16.85 | C | | | FA |
| Turbidity | 3/25/20 08:28 | 3/25/20 08:28 | | | 1.47 | NTU | | | FA |

MDL's and RL's are adjusted for sample dilution, as applicable

**Comments:**

Reported: 4/14/2020
Version: 3.1
COA_CCR

Alabama Power
General Test Laboratory
744 County Road 87, GSC #8
Calera, AL 35040

# Batch QC Summary

Alabama Power

**Customer Account:** WMWGORAP
**Sample Date:** 3/25/20 08:32
**Customer ID:**
**Delivery Date:** 3/26/20 11:12

**Description**: Gorgas Ash Pond - MW-2

**Laboratory ID Number:** BA05859

| Sample | Analysis | Units | MB | MB Limit | Spike | MS | MSD | Standard | Standard Limit | Rec | Rec Limit | Prec | Prec Limit |
|---|---|---|---|---|---|---|---|---|---|---|---|---|---|
| BA05863 | Molybdenum, Total | mg/L | 0.00000378 | 0.0001474 | 0.10 | 0.120 | 0.120 | 0.0988 | 0.085 to 0.115 | 98.3 | 70 to 130 | 0.00 | 20 |
| BA05863 | Beryllium, Total | mg/L | 0.0000309 | 0.00088 | 0.10 | 0.0909 | 0.0938 | 0.0916 | 0.085 to 0.115 | 90.9 | 70 to 130 | 3.14 | 20 |
| BA05863 | Chromium, Total | mg/L | 0.0000214 | 0.00044 | 0.10 | 0.101 | 0.101 | 0.102 | 0.085 to 0.115 | 101 | 70 to 130 | 0.00 | 20 |
| BA05863 | Lead, Total | mg/L | 0.00000303 | 0.0001474 | 0.10 | 0.0993 | 0.102 | 0.102 | 0.085 to 0.115 | 99.3 | 70 to 130 | 2.68 | 20 |
| BA05863 | Thallium, Total | mg/L | -0.00000172 | 0.0001474 | 0.10 | 0.0997 | 0.106 | 0.105 | 0.085 to 0.115 | 99.7 | 70 to 130 | 6.13 | 20 |
| BA05863 | Boron, Total | mg/L | 0.00282 | 0.0650254 | 1.00 | 1.09 | 1.09 | 1.01 | 0.85 to 1.15 | 101 | 70 to 130 | 0.00 | 20 |
| BA05863 | Calcium, Total | mg/L | -0.0154 | 0.1518 | 5.00 | 11.5 | 11.4 | 5.21 | 4.25 to 5.75 | 106 | 70 to 130 | 0.873 | 20 |
| BA05863 | Cobalt, Total | mg/L | -0.00000297 | 0.0001474 | 0.10 | 0.0983 | 0.0986 | 0.0997 | 0.085 to 0.115 | 98.3 | 70 to 130 | 0.305 | 20 |
| BA05863 | Antimony, Total | mg/L | 0.000225 | 0.00066 | 0.10 | 0.0976 | 0.0986 | 0.0956 | 0.085 to 0.115 | 97.6 | 70 to 130 | 1.02 | 20 |
| BA05863 | Selenium, Total | mg/L | 0.0000712 | 0.00066 | 0.10 | 0.104 | 0.102 | 0.102 | 0.085 to 0.115 | 104 | 70 to 130 | 1.94 | 20 |
| BA05866 | Mercury, Total by CVAA | mg/L | -0.0000164 | 0.0005 | 0.004 | 0.00400 | 0.00422 | 0.00417 | 0.0034 to 0.0046 | 100 | 70 to 130 | 5.35 | 20 |
| BA05863 | Arsenic, Total | mg/L | -0.00000532 | 0.0001474 | 0.10 | 0.110 | 0.111 | 0.103 | 0.085 to 0.115 | 104 | 70 to 130 | 0.905 | 20 |
| BA05863 | Cadmium, Total | mg/L | -0.00000379 | 0.0001474 | 0.10 | 0.0987 | 0.0983 | 0.103 | 0.085 to 0.115 | 98.7 | 70 to 130 | 0.406 | 20 |
| BA05863 | Barium, Total | mg/L | 0.0000153 | 0.0002 | 0.10 | 0.324 | 0.326 | 0.0955 | 0.085 to 0.115 | 90.0 | 70 to 130 | 0.615 | 20 |
| BA05863 | Lithium, Total | mg/L | 0.000116 | 0.0154 | 0.20 | 0.247 | 0.247 | 0.198 | 0.17 to 0.23 | 111 | 70 to 130 | 0.00 | 20 |

**Comments:**

Reported: 4/14/2020
Version: 3.1
COA_CCR

Alabama Power
General Test Laboratory
744 County Road 87, GSC #8
Calera, AL 35040

Alabama Power

# Batch QC Summary

**Customer Account:** WMWGORAP
**Sample Date:** 3/25/20 08:32
**Customer ID:**
**Delivery Date:** 3/26/20 11:12

**Description:** Gorgas Ash Pond - MW-2

**Laboratory ID Number:** BA05859

| Sample | Analysis | Units | MB | MB Limit | Spike | MS | Sample Duplicate | Standard | Standard Limit | Rec | Rec Limit | Prec | Prec Limit |
|---|---|---|---|---|---|---|---|---|---|---|---|---|---|
| BA05864 | Solids, Dissolved | mg/L | 0.0000 | 25 | | | 333 | 49.0 | 40 to 60 | | | 0.301 | 5 |
| BA05865 | Fluoride | mg/L | 0.0102 | 0.05 | 2.50 | 2.57 | 0.0126 | 2.57 | 2.25 to 2.75 | 103 | 80 to 120 | 0.00 | 20 |
| BA05865 | Chloride | mg/L | -0.029 | 0.50 | 10.0 | 10.6 | 0.193 | 9.97 | 9 to 11 | 106 | 80 to 120 | 0.00 | 20 |
| BA05865 | Sulfate | mg/L | -0.483 | 0.50 | 20.0 | 19.1 | -0.344 | 19.4 | 18 to 22 | 95.5 | 80 to 120 | 0.00 | 20 |

**Comments:**

Alabama Power
General Test Laboratory
744 County Road 87, GSC #8
Calera, AL 35040

# Certificate Of Analysis

Alabama Power

**Description:** Gorgas Ash Pond - MW-43HO

**Location Code:** WMWGORAP
**Collected:** 3/25/20 10:00
**Customer ID:**
**Submittal Date:** 3/26/20 11:12

**Laboratory ID Number:** BA05860

| Name | Prepared | Analyzed | Vio Spec | DF | Results | Units | MDL | RL | Q |
|---|---|---|---|---|---|---|---|---|---|
| ***Analytical Method: EPA 200.7*** | ***Analyst: RDA*** | | | | ***Preparation Method: EPA 1638*** | | | | |
| * Boron, Total | 3/30/20 13:30 | 3/31/20 12:28 | | 1.015 | 0.112 | mg/L | 0.03 | 0.1 | |
| * Calcium, Total | 3/30/20 13:30 | 3/31/20 12:28 | | 1.015 | 4.11 | mg/L | 0.1 | 0.5 | |
| * Lithium, Total | 3/30/20 13:30 | 3/31/20 12:28 | | 1.015 | 0.0505 | mg/L | 0.01 | 0.02 | |
| ***Analytical Method: EPA 200.8*** | ***Analyst: DLJ*** | | | | ***Preparation Method: EPA 1638*** | | | | |
| * Antimony, Total | 3/26/20 13:06 | 3/27/20 12:26 | | 1.015 | Not Detected | mg/L | 0.0008 | 0.003 | U |
| * Arsenic, Total | 3/26/20 13:06 | 3/27/20 12:26 | | 1.015 | 0.00509 | mg/L | 0.001 | 0.005 | |
| * Barium, Total | 3/26/20 13:06 | 3/27/20 12:26 | | 1.015 | 0.0927 | mg/L | 0.002 | 0.01 | |
| * Beryllium, Total | 3/26/20 13:06 | 3/27/20 12:26 | | 1.015 | Not Detected | mg/L | 0.0006 | 0.003 | U |
| * Cadmium, Total | 3/26/20 13:06 | 3/27/20 12:26 | | 1.015 | Not Detected | mg/L | 0.0003 | 0.001 | U |
| * Chromium, Total | 3/26/20 13:06 | 3/27/20 12:26 | | 1.015 | Not Detected | mg/L | 0.002 | 0.01 | U |
| * Cobalt, Total | 3/26/20 13:06 | 3/27/20 12:26 | | 1.015 | Not Detected | mg/L | 0.002 | 0.005 | U |
| * Lead, Total | 3/26/20 13:06 | 3/27/20 12:26 | | 1.015 | Not Detected | mg/L | 0.001 | 0.005 | U |
| * Molybdenum, Total | 3/26/20 13:06 | 3/27/20 12:26 | | 1.015 | Not Detected | mg/L | 0.002 | 0.01 | U |
| * Selenium, Total | 3/26/20 13:06 | 3/27/20 12:26 | | 1.015 | Not Detected | mg/L | 0.002 | 0.01 | U |
| * Thallium, Total | 3/26/20 13:06 | 3/27/20 12:26 | | 1.015 | Not Detected | mg/L | 0.0002 | 0.001 | U |
| ***Analytical Method: EPA 245.1*** | ***Analyst: GAS*** | | | | | | | | |
| * Mercury, Total by CVAA | 3/31/20 10:03 | 4/1/20 11:49 | | 1 | Not Detected | mg/L | 0.0003 | 0.0005 | U |
| ***Analytical Method: SM 2540C*** | ***Analyst: TJW*** | | | | | | | | |
| * Solids, Dissolved | 3/27/20 14:25 | 4/1/20 15:12 | | 1 | 930 | mg/L | | 75.8 | |
| ***Analytical Method: SM4500Cl E*** | ***Analyst: JCC*** | | | | | | | | |
| * Chloride | 3/30/20 10:57 | 3/30/20 10:57 | | 8 | 90.6 | mg/L | 4.00 | 8 | |
| ***Analytical Method: SM4500F G 2017*** | ***Analyst: JCC*** | | | | | | | | |
| * Fluoride | 3/30/20 12:54 | 3/30/20 12:54 | | 1 | 0.204 | mg/L | 0.06 | 0.1 | |
| ***Analytical Method: SM4500SO4 E*** | ***Analyst: JCC*** | | | | | | | | |
| * Sulfate | 4/1/20 10:57 | 4/1/20 10:57 | | 20 | 327 | mg/L | 10.00 | 20 | |
| ***Analytical Method: Field Measurements*** | ***Analyst: DKG*** | | | | | | | | |
| Conductivity | 3/25/20 09:57 | 3/25/20 09:57 | | | 1270.87 | uS/cm | | | FA |
| pH | 3/25/20 09:57 | 3/25/20 09:57 | | | 8.24 | SU | | | FA |
| Temperature | 3/25/20 09:57 | 3/25/20 09:57 | | | 17.15 | C | | | FA |
| Turbidity | 3/25/20 09:57 | 3/25/20 09:57 | | | 2.96 | NTU | | | FA |

MDL's and RL's are adjusted for sample dilution, as applicable

**Comments:**

Reported: 4/14/2020
Version: 3.1
COA_CCR

Alabama Power
General Test Laboratory
744 County Road 87, GSC #8
Calera, AL 35040

# Batch QC Summary

Alabama Power

**Customer Account:** WMWGORAP
**Sample Date:** 3/25/20 10:00
**Customer ID:**
**Delivery Date:** 3/26/20 11:12

**Description**:Gorgas Ash Pond - MW-43HO

**Laboratory ID Number:** BA05860

| Sample | Analysis | Units | MB | MB Limit | Spike | MS | MSD | Standard | Standard Limit | Rec | Rec Limit | Prec | Prec Limit |
|---|---|---|---|---|---|---|---|---|---|---|---|---|---|
| BA05863 | Beryllium, Total | mg/L | 0.0000309 | 0.00088 | 0.10 | 0.0909 | 0.0938 | 0.0916 | 0.085 to 0.115 | 90.9 | 70 to 130 | 3.14 | 20 |
| BA05863 | Molybdenum, Total | mg/L | 0.00000378 | 0.0001474 | 0.10 | 0.120 | 0.120 | 0.0988 | 0.085 to 0.115 | 98.3 | 70 to 130 | 0.00 | 20 |
| BA05863 | Chromium, Total | mg/L | 0.0000214 | 0.00044 | 0.10 | 0.101 | 0.101 | 0.102 | 0.085 to 0.115 | 101 | 70 to 130 | 0.00 | 20 |
| BA05863 | Lead, Total | mg/L | 0.00000303 | 0.0001474 | 0.10 | 0.0993 | 0.102 | 0.102 | 0.085 to 0.115 | 99.3 | 70 to 130 | 2.68 | 20 |
| BA05863 | Thallium, Total | mg/L | -0.00000172 | 0.0001474 | 0.10 | 0.0997 | 0.106 | 0.105 | 0.085 to 0.115 | 99.7 | 70 to 130 | 6.13 | 20 |
| BA05863 | Selenium, Total | mg/L | 0.0000712 | 0.00066 | 0.10 | 0.104 | 0.102 | 0.102 | 0.085 to 0.115 | 104 | 70 to 130 | 1.94 | 20 |
| BA05866 | Mercury, Total by CVAA | mg/L | -0.0000164 | 0.0005 | 0.004 | 0.00400 | 0.00422 | 0.00417 | 0.0034 to 0.0046 | 100 | 70 to 130 | 5.35 | 20 |
| BA05863 | Boron, Total | mg/L | 0.00282 | 0.0650254 | 1.00 | 1.09 | 1.09 | 1.01 | 0.85 to 1.15 | 101 | 70 to 130 | 0.00 | 20 |
| BA05863 | Calcium, Total | mg/L | -0.0154 | 0.1518 | 5.00 | 11.5 | 11.4 | 5.21 | 4.25 to 5.75 | 106 | 70 to 130 | 0.873 | 20 |
| BA05863 | Cobalt, Total | mg/L | -0.00000297 | 0.0001474 | 0.10 | 0.0983 | 0.0986 | 0.0997 | 0.085 to 0.115 | 98.3 | 70 to 130 | 0.305 | 20 |
| BA05863 | Antimony, Total | mg/L | 0.000225 | 0.00066 | 0.10 | 0.0976 | 0.0986 | 0.0956 | 0.085 to 0.115 | 97.6 | 70 to 130 | 1.02 | 20 |
| BA05863 | Arsenic, Total | mg/L | -0.00000532 | 0.0001474 | 0.10 | 0.110 | 0.111 | 0.103 | 0.085 to 0.115 | 104 | 70 to 130 | 0.905 | 20 |
| BA05863 | Cadmium, Total | mg/L | -0.00000379 | 0.0001474 | 0.10 | 0.0987 | 0.0983 | 0.103 | 0.085 to 0.115 | 98.7 | 70 to 130 | 0.406 | 20 |
| BA05863 | Barium, Total | mg/L | 0.0000153 | 0.0002 | 0.10 | 0.324 | 0.326 | 0.0955 | 0.085 to 0.115 | 90.0 | 70 to 130 | 0.615 | 20 |
| BA05863 | Lithium, Total | mg/L | 0.000116 | 0.0154 | 0.20 | 0.247 | 0.247 | 0.198 | 0.17 to 0.23 | 111 | 70 to 130 | 0.00 | 20 |

**Comments:**

Reported: 4/14/2020
Version: 3.1
COA_CCR

Alabama Power
General Test Laboratory
744 County Road 87, GSC #8
Calera, AL 35040

Alabama Power

# Batch QC Summary

**Customer Account:** WMWGORAP
**Sample Date:** 3/25/20 10:00
**Customer ID:**
**Delivery Date:** 3/26/20 11:12

**Description:** Gorgas Ash Pond - MW-43HO

**Laboratory ID Number:** BA05860

| Sample | Analysis | Units | MB | MB Limit | Spike | MS | Sample Duplicate | Standard | Standard Limit | Rec | Rec Limit | Prec | Prec Limit |
|---|---|---|---|---|---|---|---|---|---|---|---|---|---|
| BA05864 | Solids, Dissolved | mg/L | 0.0000 | 25 | | | 333 | 49.0 | 40 to 60 | | | 0.301 | 5 |
| BA05865 | Fluoride | mg/L | 0.0102 | 0.05 | 2.50 | 2.57 | 0.0126 | 2.57 | 2.25 to 2.75 | 103 | 80 to 120 | 0.00 | 20 |
| BA05865 | Chloride | mg/L | -0.029 | 0.50 | 10.0 | 10.6 | 0.193 | 9.97 | 9 to 11 | 106 | 80 to 120 | 0.00 | 20 |
| BA05865 | Sulfate | mg/L | -0.483 | 0.50 | 20.0 | 19.1 | -0.344 | 19.4 | 18 to 22 | 95.5 | 80 to 120 | 0.00 | 20 |

**Comments:**

Alabama Power
General Test Laboratory
744 County Road 87, GSC #8
Calera, AL 35040

# Certificate Of Analysis

Alabama Power

**Description:** Gorgas Ash Pond - PZ-18

**Location Code:** WMWGORAP
**Collected:** 3/25/20 11:53
**Customer ID:**
**Submittal Date:** 3/26/20 11:12

**Laboratory ID Number:** BA05861

| Name | Prepared | Analyzed | Vio Spec | DF | Results | Units | MDL | RL | Q |
|---|---|---|---|---|---|---|---|---|---|
| ***Analytical Method: EPA 200.7*** | ***Analyst: RDA*** | | | | ***Preparation Method: EPA 1638*** | | | | |
| * Boron, Total | 3/30/20 13:30 | 3/31/20 12:31 | | 1.015 | 0.0568 | mg/L | 0.03 | 0.1 | J |
| * Calcium, Total | 3/30/20 13:30 | 3/31/20 12:31 | | 1.015 | 34.5 | mg/L | 0.1 | 0.5 | |
| * Lithium, Total | 3/30/20 13:30 | 3/31/20 12:31 | | 1.015 | 0.109 | mg/L | 0.01 | 0.02 | |
| ***Analytical Method: EPA 200.8*** | ***Analyst: DLJ*** | | | | ***Preparation Method: EPA 1638*** | | | | |
| * Antimony, Total | 3/26/20 13:06 | 3/27/20 12:28 | | 1.015 | Not Detected | mg/L | 0.0008 | 0.003 | U |
| * Arsenic, Total | 3/26/20 13:06 | 3/27/20 12:28 | | 1.015 | 0.0275 | mg/L | 0.001 | 0.005 | |
| * Barium, Total | 3/26/20 13:06 | 3/27/20 12:28 | | 1.015 | 0.0280 | mg/L | 0.002 | 0.01 | |
| * Beryllium, Total | 3/26/20 13:06 | 3/27/20 12:28 | | 1.015 | Not Detected | mg/L | 0.0006 | 0.003 | U |
| * Cadmium, Total | 3/26/20 13:06 | 3/27/20 12:28 | | 1.015 | Not Detected | mg/L | 0.0003 | 0.001 | U |
| * Chromium, Total | 3/26/20 13:06 | 3/27/20 12:28 | | 1.015 | Not Detected | mg/L | 0.002 | 0.01 | U |
| * Cobalt, Total | 3/26/20 13:06 | 3/27/20 12:28 | | 1.015 | 0.00409 | mg/L | 0.002 | 0.005 | J |
| * Lead, Total | 3/26/20 13:06 | 3/27/20 12:28 | | 1.015 | Not Detected | mg/L | 0.001 | 0.005 | U |
| * Molybdenum, Total | 3/26/20 13:06 | 3/27/20 12:28 | | 1.015 | 0.00919 | mg/L | 0.002 | 0.01 | J |
| * Selenium, Total | 3/26/20 13:06 | 3/27/20 12:28 | | 1.015 | Not Detected | mg/L | 0.002 | 0.01 | U |
| * Thallium, Total | 3/26/20 13:06 | 3/27/20 12:28 | | 1.015 | Not Detected | mg/L | 0.0002 | 0.001 | U |
| ***Analytical Method: EPA 245.1*** | ***Analyst: GAS*** | | | | | | | | |
| * Mercury, Total by CVAA | 3/31/20 10:03 | 4/1/20 11:51 | | 1 | Not Detected | mg/L | 0.0003 | 0.0005 | U |
| ***Analytical Method: SM 2540C*** | ***Analyst: TJW*** | | | | | | | | |
| * Solids, Dissolved | 3/27/20 14:25 | 4/1/20 15:12 | | 1 | 738 | mg/L | | 50 | |
| ***Analytical Method: SM4500Cl E*** | ***Analyst: JCC*** | | | | | | | | |
| * Chloride | 3/30/20 10:47 | 3/30/20 10:47 | | 1 | 2.88 | mg/L | 0.50 | 1 | |
| ***Analytical Method: SM4500F G 2017*** | ***Analyst: JCC*** | | | | | | | | |
| * Fluoride | 3/30/20 12:55 | 3/30/20 12:55 | | 1 | 0.396 | mg/L | 0.06 | 0.1 | |
| ***Analytical Method: SM4500SO4 E*** | ***Analyst: JCC*** | | | | | | | | |
| * Sulfate | 4/1/20 10:51 | 4/1/20 10:51 | | 20 | 355 | mg/L | 10.00 | 20 | |
| ***Analytical Method: Field Measurements*** | ***Analyst: DKG*** | | | | | | | | |
| Conductivity | 3/25/20 11:49 | 3/25/20 11:49 | | | 1317.79 | uS/cm | | | FA |
| pH | 3/25/20 11:49 | 3/25/20 11:49 | | | 6.80 | SU | | | FA |
| Temperature | 3/25/20 11:49 | 3/25/20 11:49 | | | 17.28 | C | | | FA |
| Turbidity | 3/25/20 11:49 | 3/25/20 11:49 | | | 4.49 | NTU | | | FA |

MDL's and RL's are adjusted for sample dilution, as applicable

**Comments:**

Reported: 4/14/2020
Version: 3.1
COA_CCR

Alabama Power
General Test Laboratory
744 County Road 87, GSC #8
Calera, AL 35040

# Batch QC Summary

Alabama Power

**Customer Account:** WMWGORAP
**Sample Date:** 3/25/20 11:53
**Customer ID:**
**Delivery Date:** 3/26/20 11:12

**Description**:Gorgas Ash Pond - PZ-18

**Laboratory ID Number:** BA05861

| Sample | Analysis | Units | MB | MB Limit | Spike | MS | MSD | Standard | Standard Limit | Rec | Rec Limit | Prec | Prec Limit |
|---|---|---|---|---|---|---|---|---|---|---|---|---|---|
| BA05863 | Beryllium, Total | mg/L | 0.0000309 | 0.00088 | 0.10 | 0.0909 | 0.0938 | 0.0916 | 0.085 to 0.115 | 90.9 | 70 to 130 | 3.14 | 20 |
| BA05863 | Molybdenum, Total | mg/L | 0.00000378 | 0.0001474 | 0.10 | 0.120 | 0.120 | 0.0988 | 0.085 to 0.115 | 98.3 | 70 to 130 | 0.00 | 20 |
| BA05863 | Chromium, Total | mg/L | 0.0000214 | 0.00044 | 0.10 | 0.101 | 0.101 | 0.102 | 0.085 to 0.115 | 101 | 70 to 130 | 0.00 | 20 |
| BA05863 | Lead, Total | mg/L | 0.00000303 | 0.0001474 | 0.10 | 0.0993 | 0.102 | 0.102 | 0.085 to 0.115 | 99.3 | 70 to 130 | 2.68 | 20 |
| BA05863 | Thallium, Total | mg/L | -0.00000172 | 0.0001474 | 0.10 | 0.0997 | 0.106 | 0.105 | 0.085 to 0.115 | 99.7 | 70 to 130 | 6.13 | 20 |
| BA05863 | Arsenic, Total | mg/L | -0.00000532 | 0.0001474 | 0.10 | 0.110 | 0.111 | 0.103 | 0.085 to 0.115 | 104 | 70 to 130 | 0.905 | 20 |
| BA05863 | Cadmium, Total | mg/L | -0.00000379 | 0.0001474 | 0.10 | 0.0987 | 0.0983 | 0.103 | 0.085 to 0.115 | 98.7 | 70 to 130 | 0.406 | 20 |
| BA05863 | Selenium, Total | mg/L | 0.0000712 | 0.00066 | 0.10 | 0.104 | 0.102 | 0.102 | 0.085 to 0.115 | 104 | 70 to 130 | 1.94 | 20 |
| BA05866 | Mercury, Total by CVAA | mg/L | -0.0000164 | 0.0005 | 0.004 | 0.00400 | 0.00422 | 0.00417 | 0.0034 to 0.0046 | 100 | 70 to 130 | 5.35 | 20 |
| BA05863 | Boron, Total | mg/L | 0.00282 | 0.0650254 | 1.00 | 1.09 | 1.09 | 1.01 | 0.85 to 1.15 | 101 | 70 to 130 | 0.00 | 20 |
| BA05863 | Calcium, Total | mg/L | -0.0154 | 0.1518 | 5.00 | 11.5 | 11.4 | 5.21 | 4.25 to 5.75 | 106 | 70 to 130 | 0.873 | 20 |
| BA05863 | Cobalt, Total | mg/L | -0.00000297 | 0.0001474 | 0.10 | 0.0983 | 0.0986 | 0.0997 | 0.085 to 0.115 | 98.3 | 70 to 130 | 0.305 | 20 |
| BA05863 | Antimony, Total | mg/L | 0.000225 | 0.00066 | 0.10 | 0.0976 | 0.0986 | 0.0956 | 0.085 to 0.115 | 97.6 | 70 to 130 | 1.02 | 20 |
| BA05863 | Barium, Total | mg/L | 0.0000153 | 0.0002 | 0.10 | 0.324 | 0.326 | 0.0955 | 0.085 to 0.115 | 90.0 | 70 to 130 | 0.615 | 20 |
| BA05863 | Lithium, Total | mg/L | 0.000116 | 0.0154 | 0.20 | 0.247 | 0.247 | 0.198 | 0.17 to 0.23 | 111 | 70 to 130 | 0.00 | 20 |

**Comments:**

Reported: 4/14/2020
Version: 3.1
COA_CCR

Alabama Power
General Test Laboratory
744 County Road 87, GSC #8
Calera, AL 35040

Alabama Power

# Batch QC Summary

**Customer Account:** WMWGORAP
**Sample Date:** 3/25/20 11:53
**Customer ID:**
**Delivery Date:** 3/26/20 11:12

**Description:** Gorgas Ash Pond - PZ-18

**Laboratory ID Number:** BA05861

| Sample | Analysis | Units | MB | MB Limit | Spike | MS | Sample Duplicate | Standard | Standard Limit | Rec | Rec Limit | Prec | Prec Limit |
|---|---|---|---|---|---|---|---|---|---|---|---|---|---|
| BA05865 | Sulfate | mg/L | -0.483 | 0.50 | 20.0 | 19.1 | -0.344 | 19.4 | 18 to 22 | 95.5 | 80 to 120 | 0.00 | 20 |
| BA05861 | Solids, Dissolved | mg/L | 0.0000 | 25 | | | 796 | 49.0 | 40 to 60 | | | 3.78 | 5 |
| BA05865 | Fluoride | mg/L | 0.0102 | 0.05 | 2.50 | 2.57 | 0.0126 | 2.57 | 2.25 to 2.75 | 103 | 80 to 120 | 0.00 | 20 |
| BA05865 | Chloride | mg/L | -0.029 | 0.50 | 10.0 | 10.6 | 0.193 | 9.97 | 9 to 11 | 106 | 80 to 120 | 0.00 | 20 |

**Comments:**

Alabama Power
General Test Laboratory
744 County Road 87, GSC #8
Calera, AL 35040

# Certificate Of Analysis

Alabama Power

**Description:** Gorgas Ash Pond - PZ-18 DUP

**Location Code:** WMWGORAP
**Collected:** 3/25/20 11:53
**Customer ID:**
**Submittal Date:** 3/26/20 11:12

**Laboratory ID Number:** BA05862

| Name | Prepared | Analyzed | Vio Spec | DF | Results | Units | MDL | RL | Q |
|---|---|---|---|---|---|---|---|---|---|
| ***Analytical Method: EPA 200.7*** | ***Analyst: RDA*** | | | | ***Preparation Method: EPA 1638*** | | | | |
| * Boron, Total | 3/30/20 13:30 | 3/31/20 12:34 | | 1.015 | 0.0560 | mg/L | 0.03 | 0.1 | J |
| * Calcium, Total | 3/30/20 13:30 | 3/31/20 12:34 | | 1.015 | 33.7 | mg/L | 0.1 | 0.5 | |
| * Lithium, Total | 3/30/20 13:30 | 3/31/20 12:34 | | 1.015 | 0.108 | mg/L | 0.01 | 0.02 | |
| ***Analytical Method: EPA 200.8*** | ***Analyst: DLJ*** | | | | ***Preparation Method: EPA 1638*** | | | | |
| * Antimony, Total | 3/26/20 13:06 | 3/27/20 12:31 | | 1.015 | Not Detected | mg/L | 0.0008 | 0.003 | U |
| * Arsenic, Total | 3/26/20 13:06 | 3/27/20 12:31 | | 1.015 | 0.0258 | mg/L | 0.001 | 0.005 | |
| * Barium, Total | 3/26/20 13:06 | 3/27/20 12:31 | | 1.015 | 0.0290 | mg/L | 0.002 | 0.01 | |
| * Beryllium, Total | 3/26/20 13:06 | 3/27/20 12:31 | | 1.015 | Not Detected | mg/L | 0.0006 | 0.003 | U |
| * Cadmium, Total | 3/26/20 13:06 | 3/27/20 12:31 | | 1.015 | Not Detected | mg/L | 0.0003 | 0.001 | U |
| * Chromium, Total | 3/26/20 13:06 | 3/27/20 12:31 | | 1.015 | Not Detected | mg/L | 0.002 | 0.01 | U |
| * Cobalt, Total | 3/26/20 13:06 | 3/27/20 12:31 | | 1.015 | 0.00387 | mg/L | 0.002 | 0.005 | J |
| * Lead, Total | 3/26/20 13:06 | 3/27/20 12:31 | | 1.015 | Not Detected | mg/L | 0.001 | 0.005 | U |
| * Molybdenum, Total | 3/26/20 13:06 | 3/27/20 12:31 | | 1.015 | 0.00893 | mg/L | 0.002 | 0.01 | J |
| * Selenium, Total | 3/26/20 13:06 | 3/27/20 12:31 | | 1.015 | Not Detected | mg/L | 0.002 | 0.01 | U |
| * Thallium, Total | 3/26/20 13:06 | 3/27/20 12:31 | | 1.015 | Not Detected | mg/L | 0.0002 | 0.001 | U |
| ***Analytical Method: EPA 245.1*** | ***Analyst: GAS*** | | | | | | | | |
| * Mercury, Total by CVAA | 3/31/20 10:03 | 4/1/20 11:54 | | 1 | Not Detected | mg/L | 0.0003 | 0.0005 | U |
| ***Analytical Method: SM 2540C*** | ***Analyst: TJW*** | | | | | | | | |
| * Solids, Dissolved | 3/27/20 14:25 | 4/1/20 15:12 | | 1 | 802 | mg/L | | 50 | |
| ***Analytical Method: SM4500Cl E*** | ***Analyst: JCC*** | | | | | | | | |
| * Chloride | 3/30/20 10:49 | 3/30/20 10:49 | | 1 | 2.91 | mg/L | 0.50 | 1 | |
| ***Analytical Method: SM4500F G 2017*** | ***Analyst: JCC*** | | | | | | | | |
| * Fluoride | 3/30/20 12:56 | 3/30/20 12:56 | | 1 | 0.406 | mg/L | 0.06 | 0.1 | |
| ***Analytical Method: SM4500SO4 E*** | ***Analyst: JCC*** | | | | | | | | |
| * Sulfate | 4/1/20 10:52 | 4/1/20 10:52 | | 20 | 356 | mg/L | 10.00 | 20 | |
| ***Analytical Method: Field Measurements*** | ***Analyst: DKG*** | | | | | | | | |
| Conductivity | 3/25/20 11:49 | 3/25/20 11:49 | | | 1317.79 | uS/cm | | | FA |
| pH | 3/25/20 11:49 | 3/25/20 11:49 | | | 6.80 | SU | | | FA |
| Temperature | 3/25/20 11:49 | 3/25/20 11:49 | | | 17.28 | C | | | FA |
| Turbidity | 3/25/20 11:49 | 3/25/20 11:49 | | | 4.49 | NTU | | | FA |

MDL's and RL's are adjusted for sample dilution, as applicable

**Comments:**

Reported: 4/14/2020
Version: 3.1
COA_CCR

Alabama Power
General Test Laboratory
744 County Road 87, GSC #8
Calera, AL 35040

# Batch QC Summary

Alabama Power

**Customer Account:** WMWGORAP
**Sample Date:** 3/25/20 11:53
**Customer ID:**
**Delivery Date:** 3/26/20 11:12

**Description**:Gorgas Ash Pond - PZ-18 DUP

**Laboratory ID Number:** BA05862

| Sample | Analysis | Units | MB | MB Limit | Spike | MS | MSD | Standard | Standard Limit | Rec | Rec Limit | Prec | Prec Limit |
|---|---|---|---|---|---|---|---|---|---|---|---|---|---|
| BA05863 | Molybdenum, Total | mg/L | 0.00000378 | 0.0001474 | 0.10 | 0.120 | 0.120 | 0.0988 | 0.085 to 0.115 | 98.3 | 70 to 130 | 0.00 | 20 |
| BA05863 | Beryllium, Total | mg/L | 0.0000309 | 0.00088 | 0.10 | 0.0909 | 0.0938 | 0.0916 | 0.085 to 0.115 | 90.9 | 70 to 130 | 3.14 | 20 |
| BA05863 | Chromium, Total | mg/L | 0.0000214 | 0.00044 | 0.10 | 0.101 | 0.101 | 0.102 | 0.085 to 0.115 | 101 | 70 to 130 | 0.00 | 20 |
| BA05863 | Lead, Total | mg/L | 0.00000303 | 0.0001474 | 0.10 | 0.0993 | 0.102 | 0.102 | 0.085 to 0.115 | 99.3 | 70 to 130 | 2.68 | 20 |
| BA05863 | Thallium, Total | mg/L | -0.00000172 | 0.0001474 | 0.10 | 0.0997 | 0.106 | 0.105 | 0.085 to 0.115 | 99.7 | 70 to 130 | 6.13 | 20 |
| BA05863 | Arsenic, Total | mg/L | -0.00000532 | 0.0001474 | 0.10 | 0.110 | 0.111 | 0.103 | 0.085 to 0.115 | 104 | 70 to 130 | 0.905 | 20 |
| BA05863 | Cadmium, Total | mg/L | -0.00000379 | 0.0001474 | 0.10 | 0.0987 | 0.0983 | 0.103 | 0.085 to 0.115 | 98.7 | 70 to 130 | 0.406 | 20 |
| BA05863 | Selenium, Total | mg/L | 0.0000712 | 0.00066 | 0.10 | 0.104 | 0.102 | 0.102 | 0.085 to 0.115 | 104 | 70 to 130 | 1.94 | 20 |
| BA05866 | Mercury, Total by CVAA | mg/L | -0.0000164 | 0.0005 | 0.004 | 0.00400 | 0.00422 | 0.00417 | 0.0034 to 0.0046 | 100 | 70 to 130 | 5.35 | 20 |
| BA05863 | Boron, Total | mg/L | 0.00282 | 0.0650254 | 1.00 | 1.09 | 1.09 | 1.01 | 0.85 to 1.15 | 101 | 70 to 130 | 0.00 | 20 |
| BA05863 | Calcium, Total | mg/L | -0.0154 | 0.1518 | 5.00 | 11.5 | 11.4 | 5.21 | 4.25 to 5.75 | 106 | 70 to 130 | 0.873 | 20 |
| BA05863 | Cobalt, Total | mg/L | -0.00000297 | 0.0001474 | 0.10 | 0.0983 | 0.0986 | 0.0997 | 0.085 to 0.115 | 98.3 | 70 to 130 | 0.305 | 20 |
| BA05863 | Antimony, Total | mg/L | 0.000225 | 0.00066 | 0.10 | 0.0976 | 0.0986 | 0.0956 | 0.085 to 0.115 | 97.6 | 70 to 130 | 1.02 | 20 |
| BA05863 | Barium, Total | mg/L | 0.0000153 | 0.0002 | 0.10 | 0.324 | 0.326 | 0.0955 | 0.085 to 0.115 | 90.0 | 70 to 130 | 0.615 | 20 |
| BA05863 | Lithium, Total | mg/L | 0.000116 | 0.0154 | 0.20 | 0.247 | 0.247 | 0.198 | 0.17 to 0.23 | 111 | 70 to 130 | 0.00 | 20 |

**Comments:**

Reported: 4/14/2020
Version: 3.1
COA_CCR

Alabama Power
General Test Laboratory
744 County Road 87, GSC #8
Calera, AL 35040

Alabama Power

# Batch QC Summary

**Customer Account:** WMWGORAP
**Sample Date:** 3/25/20 11:53
**Customer ID:**
**Delivery Date:** 3/26/20 11:12

**Description:** Gorgas Ash Pond - PZ-18 DUP

**Laboratory ID Number:** BA05862

| Sample | Analysis | Units | MB | MB Limit | Spike | MS | Sample Duplicate | Standard | Standard Limit | Rec | Rec Limit | Prec | Prec Limit |
|---|---|---|---|---|---|---|---|---|---|---|---|---|---|
| BA05865 | Fluoride | mg/L | 0.0102 | 0.05 | 2.50 | 2.57 | 0.0126 | 2.57 | 2.25 to 2.75 | 103 | 80 to 120 | 0.00 | 20 |
| BA05864 | Solids, Dissolved | mg/L | 0.0000 | 25 | | | 333 | 49.0 | 40 to 60 | | | 0.301 | 5 |
| BA05865 | Chloride | mg/L | -0.029 | 0.50 | 10.0 | 10.6 | 0.193 | 9.97 | 9 to 11 | 106 | 80 to 120 | 0.00 | 20 |
| BA05865 | Sulfate | mg/L | -0.483 | 0.50 | 20.0 | 19.1 | -0.344 | 19.4 | 18 to 22 | 95.5 | 80 to 120 | 0.00 | 20 |

**Comments:**

Alabama Power
General Test Laboratory
744 County Road 87, GSC #8
Calera, AL 35040

# Certificate Of Analysis

Alabama Power

**Description:** Gorgas Ash Pond - MW-18V

**Location Code:** WMWGORAP
**Collected:** 3/25/20 13:00
**Customer ID:**
**Submittal Date:** 3/26/20 11:12

**Laboratory ID Number:** BA05863

| Name | Prepared | Analyzed | Vio Spec | DF | Results | Units | MDL | RL | Q |
|---|---|---|---|---|---|---|---|---|---|
| ***Analytical Method: EPA 200.7*** | ***Analyst: RDA*** | | | | ***Preparation Method: EPA 1638*** | | | | |
| * Boron, Total | 3/30/20 13:30 | 3/31/20 12:37 | | 1.015 | 0.0834 | mg/L | 0.03 | 0.1 | J |
| * Calcium, Total | 3/30/20 13:30 | 3/31/20 12:37 | | 1.015 | 6.18 | mg/L | 0.1 | 0.5 | |
| * Lithium, Total | 3/30/20 13:30 | 3/31/20 12:37 | | 1.015 | 0.0244 | mg/L | 0.01 | 0.02 | |
| ***Analytical Method: EPA 200.8*** | ***Analyst: DLJ*** | | | | ***Preparation Method: EPA 1638*** | | | | |
| * Antimony, Total | 3/26/20 13:06 | 3/27/20 12:33 | | 1.015 | Not Detected | mg/L | 0.0008 | 0.003 | U |
| * Arsenic, Total | 3/26/20 13:06 | 3/27/20 12:33 | | 1.015 | 0.00630 | mg/L | 0.001 | 0.005 | |
| * Barium, Total | 3/26/20 13:06 | 3/27/20 12:33 | | 1.015 | 0.234 | mg/L | 0.002 | 0.01 | |
| * Beryllium, Total | 3/26/20 13:06 | 3/27/20 12:33 | | 1.015 | Not Detected | mg/L | 0.0006 | 0.003 | U |
| * Cadmium, Total | 3/26/20 13:06 | 3/27/20 12:33 | | 1.015 | Not Detected | mg/L | 0.0003 | 0.001 | U |
| * Chromium, Total | 3/26/20 13:06 | 3/27/20 12:33 | | 1.015 | Not Detected | mg/L | 0.002 | 0.01 | U |
| * Cobalt, Total | 3/26/20 13:06 | 3/27/20 12:33 | | 1.015 | Not Detected | mg/L | 0.002 | 0.005 | U |
| * Lead, Total | 3/26/20 13:06 | 3/27/20 12:33 | | 1.015 | Not Detected | mg/L | 0.001 | 0.005 | U |
| * Molybdenum, Total | 3/26/20 13:06 | 3/27/20 12:33 | | 1.015 | 0.0217 | mg/L | 0.002 | 0.01 | |
| * Selenium, Total | 3/26/20 13:06 | 3/27/20 12:33 | | 1.015 | Not Detected | mg/L | 0.002 | 0.01 | U |
| * Thallium, Total | 3/26/20 13:06 | 3/27/20 12:33 | | 1.015 | Not Detected | mg/L | 0.0002 | 0.001 | U |
| ***Analytical Method: EPA 245.1*** | ***Analyst: GAS*** | | | | | | | | |
| * Mercury, Total by CVAA | 3/31/20 10:03 | 4/1/20 11:56 | | 1 | Not Detected | mg/L | 0.0003 | 0.0005 | U |
| ***Analytical Method: SM 2540C*** | ***Analyst: TJW*** | | | | | | | | |
| * Solids, Dissolved | 3/27/20 14:25 | 4/1/20 15:12 | | 1 | 287 | mg/L | | 25 | |
| ***Analytical Method: SM4500Cl E*** | ***Analyst: JCC*** | | | | | | | | |
| * Chloride | 3/30/20 10:50 | 3/30/20 10:50 | | 1 | 6.23 | mg/L | 0.50 | 1 | |
| ***Analytical Method: SM4500F G 2017*** | ***Analyst: JCC*** | | | | | | | | |
| * Fluoride | 3/30/20 12:57 | 3/30/20 12:57 | | 1 | 0.353 | mg/L | 0.06 | 0.1 | |
| ***Analytical Method: SM4500SO4 E*** | ***Analyst: JCC*** | | | | | | | | |
| * Sulfate | 4/1/20 10:53 | 4/1/20 10:53 | | 1 | 16.5 | mg/L | 0.50 | 1 | |
| ***Analytical Method: Field Measurements*** | ***Analyst: DKG*** | | | | | | | | |
| Conductivity | 3/25/20 12:56 | 3/25/20 12:56 | | | 447.72 | uS/cm | | | FA |
| pH | 3/25/20 12:56 | 3/25/20 12:56 | | | 8.19 | SU | | | FA |
| Temperature | 3/25/20 12:56 | 3/25/20 12:56 | | | 19.34 | C | | | FA |
| Turbidity | 3/25/20 12:56 | 3/25/20 12:56 | | | 2.11 | NTU | | | FA |

MDL's and RL's are adjusted for sample dilution, as applicable

**Comments:**

Reported: 4/14/2020
Version: 3.1
COA_CCR

Alabama Power
General Test Laboratory
744 County Road 87, GSC #8
Calera, AL 35040

# Batch QC Summary

Alabama Power

**Customer Account:** WMWGORAP
**Sample Date:** 3/25/20 13:00
**Customer ID:**
**Delivery Date:** 3/26/20 11:12

**Description**:Gorgas Ash Pond - MW-18V

**Laboratory ID Number:** BA05863

| Sample | Analysis | Units | MB | MB Limit | Spike | MS | MSD | Standard | Standard Limit | Rec | Rec Limit | Prec | Prec Limit |
|---|---|---|---|---|---|---|---|---|---|---|---|---|---|
| BA05863 | Chromium, Total | mg/L | 0.0000214 | 0.00044 | 0.10 | 0.101 | 0.101 | 0.102 | 0.085 to 0.115 | 101 | 70 to 130 | 0.00 | 20 |
| BA05863 | Molybdenum, Total | mg/L | 0.00000378 | 0.0001474 | 0.10 | 0.120 | 0.120 | 0.0988 | 0.085 to 0.115 | 98.3 | 70 to 130 | 0.00 | 20 |
| BA05863 | Beryllium, Total | mg/L | 0.0000309 | 0.00088 | 0.10 | 0.0909 | 0.0938 | 0.0916 | 0.085 to 0.115 | 90.9 | 70 to 130 | 3.14 | 20 |
| BA05863 | Selenium, Total | mg/L | 0.0000712 | 0.00066 | 0.10 | 0.104 | 0.102 | 0.102 | 0.085 to 0.115 | 104 | 70 to 130 | 1.94 | 20 |
| BA05866 | Mercury, Total by CVAA | mg/L | -0.0000164 | 0.0005 | 0.004 | 0.00400 | 0.00422 | 0.00417 | 0.0034 to 0.0046 | 100 | 70 to 130 | 5.35 | 20 |
| BA05863 | Arsenic, Total | mg/L | -0.00000532 | 0.0001474 | 0.10 | 0.110 | 0.111 | 0.103 | 0.085 to 0.115 | 104 | 70 to 130 | 0.905 | 20 |
| BA05863 | Cadmium, Total | mg/L | -0.00000379 | 0.0001474 | 0.10 | 0.0987 | 0.0983 | 0.103 | 0.085 to 0.115 | 98.7 | 70 to 130 | 0.406 | 20 |
| BA05863 | Lead, Total | mg/L | 0.00000303 | 0.0001474 | 0.10 | 0.0993 | 0.102 | 0.102 | 0.085 to 0.115 | 99.3 | 70 to 130 | 2.68 | 20 |
| BA05863 | Thallium, Total | mg/L | -0.00000172 | 0.0001474 | 0.10 | 0.0997 | 0.106 | 0.105 | 0.085 to 0.115 | 99.7 | 70 to 130 | 6.13 | 20 |
| BA05863 | Barium, Total | mg/L | 0.0000153 | 0.0002 | 0.10 | 0.324 | 0.326 | 0.0955 | 0.085 to 0.115 | 90.0 | 70 to 130 | 0.615 | 20 |
| BA05863 | Lithium, Total | mg/L | 0.000116 | 0.0154 | 0.20 | 0.247 | 0.247 | 0.198 | 0.17 to 0.23 | 111 | 70 to 130 | 0.00 | 20 |
| BA05863 | Boron, Total | mg/L | 0.00282 | 0.0650254 | 1.00 | 1.09 | 1.09 | 1.01 | 0.85 to 1.15 | 101 | 70 to 130 | 0.00 | 20 |
| BA05863 | Calcium, Total | mg/L | -0.0154 | 0.1518 | 5.00 | 11.5 | 11.4 | 5.21 | 4.25 to 5.75 | 106 | 70 to 130 | 0.873 | 20 |
| BA05863 | Cobalt, Total | mg/L | -0.00000297 | 0.0001474 | 0.10 | 0.0983 | 0.0986 | 0.0997 | 0.085 to 0.115 | 98.3 | 70 to 130 | 0.305 | 20 |
| BA05863 | Antimony, Total | mg/L | 0.000225 | 0.00066 | 0.10 | 0.0976 | 0.0986 | 0.0956 | 0.085 to 0.115 | 97.6 | 70 to 130 | 1.02 | 20 |

**Comments:**

Alabama Power
General Test Laboratory
744 County Road 87, GSC #8
Calera, AL 35040

Alabama Power

# Batch QC Summary

**Customer Account:** WMWGORAP
**Sample Date:** 3/25/20 13:00
**Customer ID:**
**Delivery Date:** 3/26/20 11:12

**Description:** Gorgas Ash Pond - MW-18V

**Laboratory ID Number:** BA05863

| Sample | Analysis | Units | MB | MB Limit | Spike | MS | Sample Duplicate | Standard | Standard Limit | Rec | Rec Limit | Prec | Prec Limit |
|---|---|---|---|---|---|---|---|---|---|---|---|---|---|
| BA05865 | Fluoride | mg/L | 0.0102 | 0.05 | 2.50 | 2.57 | 0.0126 | 2.57 | 2.25 to 2.75 | 103 | 80 to 120 | 0.00 | 20 |
| BA05864 | Solids, Dissolved | mg/L | 0.0000 | 25 | | | 333 | 49.0 | 40 to 60 | | | 0.301 | 5 |
| BA05865 | Chloride | mg/L | -0.029 | 0.50 | 10.0 | 10.6 | 0.193 | 9.97 | 9 to 11 | 106 | 80 to 120 | 0.00 | 20 |
| BA05865 | Sulfate | mg/L | -0.483 | 0.50 | 20.0 | 19.1 | -0.344 | 19.4 | 18 to 22 | 95.5 | 80 to 120 | 0.00 | 20 |

**Comments:**

Alabama Power
General Test Laboratory
744 County Road 87, GSC #8
Calera, AL 35040

# Certificate Of Analysis

Alabama Power

**Description:** Gorgas Ash Pond - MW-32H

**Location Code:** WMWGORAP
**Collected:** 3/24/20 10:20
**Customer ID:**
**Submittal Date:** 3/26/20 11:13

**Laboratory ID Number:** BA05864

| Name | Prepared | Analyzed | Vio Spec | DF | Results | Units | MDL | RL | Q |
|---|---|---|---|---|---|---|---|---|---|
| ***Analytical Method: EPA 200.7*** | ***Analyst: RDA*** | | | | ***Preparation Method: EPA 1638*** | | | | |
| * Boron, Total | 3/30/20 13:30 | 3/31/20 12:58 | | 1.015 | 0.0492 | mg/L | 0.03 | 0.1 | J |
| * Calcium, Total | 3/30/20 13:30 | 3/31/20 12:58 | | 1.015 | 2.62 | mg/L | 0.1 | 0.5 | |
| * Lithium, Total | 3/30/20 13:30 | 3/31/20 12:58 | | 1.015 | 0.0428 | mg/L | 0.01 | 0.02 | |
| ***Analytical Method: EPA 200.8*** | ***Analyst: DLJ*** | | | | ***Preparation Method: EPA 1638*** | | | | |
| * Antimony, Total | 3/26/20 13:06 | 3/27/20 13:09 | | 1.015 | Not Detected | mg/L | 0.0008 | 0.003 | U |
| * Arsenic, Total | 3/26/20 13:06 | 3/27/20 13:09 | | 1.015 | Not Detected | mg/L | 0.001 | 0.005 | U |
| * Barium, Total | 3/26/20 13:06 | 3/27/20 13:09 | | 1.015 | 0.0362 | mg/L | 0.002 | 0.01 | |
| * Beryllium, Total | 3/26/20 13:06 | 3/27/20 13:09 | | 1.015 | Not Detected | mg/L | 0.0006 | 0.003 | U |
| * Cadmium, Total | 3/26/20 13:06 | 3/27/20 13:09 | | 1.015 | Not Detected | mg/L | 0.0003 | 0.001 | U |
| * Chromium, Total | 3/26/20 13:06 | 3/27/20 13:09 | | 1.015 | Not Detected | mg/L | 0.002 | 0.01 | U |
| * Cobalt, Total | 3/26/20 13:06 | 3/27/20 13:09 | | 1.015 | Not Detected | mg/L | 0.002 | 0.005 | U |
| * Lead, Total | 3/26/20 13:06 | 3/27/20 13:09 | | 1.015 | Not Detected | mg/L | 0.001 | 0.005 | U |
| * Molybdenum, Total | 3/26/20 13:06 | 3/27/20 13:09 | | 1.015 | 0.0826 | mg/L | 0.002 | 0.01 | |
| * Selenium, Total | 3/26/20 13:06 | 3/27/20 13:09 | | 1.015 | Not Detected | mg/L | 0.002 | 0.01 | U |
| * Thallium, Total | 3/26/20 13:06 | 3/27/20 13:09 | | 1.015 | Not Detected | mg/L | 0.0002 | 0.001 | U |
| ***Analytical Method: EPA 245.1*** | ***Analyst: GAS*** | | | | | | | | |
| * Mercury, Total by CVAA | 3/31/20 10:03 | 4/1/20 11:59 | | 1 | Not Detected | mg/L | 0.0003 | 0.0005 | U |
| ***Analytical Method: SM 2540C*** | ***Analyst: TJW*** | | | | | | | | |
| * Solids, Dissolved | 3/27/20 14:25 | 4/1/20 15:12 | | 1 | 331 | mg/L | | 25 | |
| ***Analytical Method: SM4500Cl E*** | ***Analyst: JCC*** | | | | | | | | |
| * Chloride | 3/30/20 10:58 | 3/30/20 10:58 | | 2 | 20.5 | mg/L | 1.00 | 2 | |
| ***Analytical Method: SM4500F G 2017*** | ***Analyst: JCC*** | | | | | | | | |
| * Fluoride | 3/30/20 12:59 | 3/30/20 12:59 | | 1 | 0.180 | mg/L | 0.06 | 0.1 | |
| ***Analytical Method: SM4500SO4 E*** | ***Analyst: JCC*** | | | | | | | | |
| * Sulfate | 4/1/20 10:54 | 4/1/20 10:54 | | 1 | 33.2 | mg/L | 0.50 | 1 | |
| ***Analytical Method: Field Measurements*** | ***Analyst: AWG*** | | | | | | | | |
| Conductivity | 3/24/20 10:15 | 3/24/20 10:15 | | | 555.29 | uS/cm | | | FA |
| pH | 3/24/20 10:15 | 3/24/20 10:15 | | | 8.47 | SU | | | FA |
| Temperature | 3/24/20 10:15 | 3/24/20 10:15 | | | 17.89 | C | | | FA |
| Turbidity | 3/24/20 10:15 | 3/24/20 10:15 | | | 2.19 | NTU | | | FA |

MDL's and RL's are adjusted for sample dilution, as applicable

**Comments:**

Reported: 4/14/2020
Version: 3.1
COA_CCR

Alabama Power
General Test Laboratory
744 County Road 87, GSC #8
Calera, AL 35040

# Batch QC Summary

Alabama Power

**Customer Account:** WMWGORAP
**Sample Date:** 3/24/20 10:20
**Customer ID:**
**Delivery Date:** 3/26/20 11:13

**Description**: Gorgas Ash Pond - MW-32H

**Laboratory ID Number:** BA05864

| Sample | Analysis | Units | MB | MB Limit | Spike | MS | MSD | Standard | Standard Limit | Rec | Rec Limit | Prec | Prec Limit |
|---|---|---|---|---|---|---|---|---|---|---|---|---|---|
| BA05866 | Mercury, Total by CVAA | mg/L | -0.0000164 | 0.0005 | 0.004 | 0.00400 | 0.00422 | 0.00417 | 0.0034 to 0.0046 | 100 | 70 to 130 | 5.35 | 20 |
| BA05870 | Chromium, Total | mg/L | -0.0000169 | 0.00044 | 0.10 | 0.108 | 0.106 | 0.100 | 0.085 to 0.115 | 103 | 70 to 130 | 1.87 | 20 |
| BA05870 | Molybdenum, Total | mg/L | 0.00000530 | 0.0001474 | 0.10 | 0.0958 | 0.0951 | 0.0949 | 0.085 to 0.115 | 95.8 | 70 to 130 | 0.733 | 20 |
| BA05870 | Beryllium, Total | mg/L | 0.0000205 | 0.00088 | 0.10 | 0.0932 | 0.0916 | 0.0951 | 0.085 to 0.115 | 93.2 | 70 to 130 | 1.73 | 20 |
| BA05870 | Lithium, Total | mg/L | 0.0000904 | 0.0154 | 0.20 | 0.309 | 0.309 | 0.196 | 0.17 to 0.23 | 107 | 70 to 130 | 0.00 | 20 |
| BA05870 | Arsenic, Total | mg/L | -0.0000108 | 0.0001474 | 0.10 | 0.103 | 0.101 | 0.107 | 0.085 to 0.115 | 103 | 70 to 130 | 1.96 | 20 |
| BA05870 | Cadmium, Total | mg/L | 0.00000354 | 0.0001474 | 0.10 | 0.0995 | 0.0985 | 0.0973 | 0.085 to 0.115 | 99.5 | 70 to 130 | 1.01 | 20 |
| BA05870 | Lead, Total | mg/L | 0.00000288 | 0.0001474 | 0.10 | 0.107 | 0.103 | 0.102 | 0.085 to 0.115 | 105 | 70 to 130 | 3.81 | 20 |
| BA05870 | Boron, Total | mg/L | 0.00399 | 0.0650254 | 1.00 | 1.02 | 1.03 | 1.00 | 0.85 to 1.15 | 102 | 70 to 130 | 0.976 | 20 |
| BA05870 | Antimony, Total | mg/L | 0.000146 | 0.00066 | 0.10 | 0.0860 | 0.0852 | 0.0907 | 0.085 to 0.115 | 86.0 | 70 to 130 | 0.935 | 20 |
| BA05870 | Barium, Total | mg/L | 0.00000856 | 0.0002 | 0.10 | 0.973 | 0.961 | 0.0905 | 0.085 to 0.115 | 105 | 70 to 130 | 1.24 | 20 |
| BA05870 | Calcium, Total | mg/L | 0.0276 | 0.1518 | 5.00 | 33.6 | 33.6 | 5.31 | 4.25 to 5.75 | 100 | 70 to 130 | 0.00 | 20 |
| BA05870 | Cobalt, Total | mg/L | 0.00000093 | 0.0001474 | 0.10 | 0.101 | 0.0994 | 0.0960 | 0.085 to 0.115 | 98.9 | 70 to 130 | 1.60 | 20 |
| BA05870 | Selenium, Total | mg/L | 0.0000662 | 0.00066 | 0.10 | 0.0998 | 0.101 | 0.111 | 0.085 to 0.115 | 99.8 | 70 to 130 | 1.20 | 20 |
| BA05870 | Thallium, Total | mg/L | -0.00000362 | 0.0001474 | 0.10 | 0.102 | 0.105 | 0.106 | 0.085 to 0.115 | 102 | 70 to 130 | 2.90 | 20 |

**Comments:**

Reported: 4/14/2020
Version: 3.1
COA_CCR

Alabama Power
General Test Laboratory
744 County Road 87, GSC #8
Calera, AL 35040

Alabama Power

# Batch QC Summary

**Customer Account:** WMWGORAP
**Sample Date:** 3/24/20 10:20
**Customer ID:**
**Delivery Date:** 3/26/20 11:13

**Description:** Gorgas Ash Pond - MW-32H

**Laboratory ID Number:** BA05864

| Sample | Analysis | Units | MB | MB Limit | Spike | MS | Sample Duplicate | Standard | Standard Limit | Rec | Rec Limit | Prec | Prec Limit |
|---|---|---|---|---|---|---|---|---|---|---|---|---|---|
| BA05864 | Solids, Dissolved | mg/L | 0.0000 | 25 | | | 333 | 49.0 | 40 to 60 | | | 0.301 | 5 |
| BA05865 | Chloride | mg/L | -0.029 | 0.50 | 10.0 | 10.6 | 0.193 | 9.97 | 9 to 11 | 106 | 80 to 120 | 0.00 | 20 |
| BA05865 | Fluoride | mg/L | 0.0102 | 0.05 | 2.50 | 2.57 | 0.0126 | 2.57 | 2.25 to 2.75 | 103 | 80 to 120 | 0.00 | 20 |
| BA05865 | Sulfate | mg/L | -0.483 | 0.50 | 20.0 | 19.1 | -0.344 | 19.4 | 18 to 22 | 95.5 | 80 to 120 | 0.00 | 20 |

**Comments:**

Reported: 4/14/2020
Version: 3.1
COA_CCR

Alabama Power
General Test Laboratory
744 County Road 87, GSC #8
Calera, AL 35040

# *Certificate Of Analysis*

Alabama Power

**Description:** Gorgas Ash Pond Field Blank

**Location Code:** WMWGORAPFB
**Collected:** 3/24/20 11:25
**Customer ID:**
**Submittal Date:** 3/26/20 11:13

**Laboratory ID Number:** BA05865

| Name | Prepared | Analyzed | Vio Spec | DF | Results | Units | MDL | RL | Q |
|---|---|---|---|---|---|---|---|---|---|
| ***Analytical Method: EPA 200.7*** | ***Analyst: RDA*** | | | | ***Preparation Method: EPA 1638*** | | | | |
| * Boron, Total | 3/30/20 13:30 | 3/31/20 13:01 | | 1.015 | Not Detected | mg/L | 0.03 | 0.1 | U |
| * Calcium, Total | 3/30/20 13:30 | 3/31/20 13:01 | | 1.015 | Not Detected | mg/L | 0.1 | 0.5 | U |
| * Lithium, Total | 3/30/20 13:30 | 3/31/20 13:01 | | 1.015 | Not Detected | mg/L | 0.01 | 0.02 | U |
| ***Analytical Method: EPA 200.8*** | ***Analyst: DLJ*** | | | | ***Preparation Method: EPA 1638*** | | | | |
| * Antimony, Total | 3/26/20 13:06 | 3/27/20 13:12 | | 1.015 | Not Detected | mg/L | 0.0008 | 0.003 | U |
| * Arsenic, Total | 3/26/20 13:06 | 3/27/20 13:12 | | 1.015 | Not Detected | mg/L | 0.001 | 0.005 | U |
| * Barium, Total | 3/26/20 13:06 | 3/27/20 13:12 | | 1.015 | Not Detected | mg/L | 0.002 | 0.01 | U |
| * Beryllium, Total | 3/26/20 13:06 | 3/27/20 13:12 | | 1.015 | Not Detected | mg/L | 0.0006 | 0.003 | U |
| * Cadmium, Total | 3/26/20 13:06 | 3/27/20 13:12 | | 1.015 | Not Detected | mg/L | 0.0003 | 0.001 | U |
| * Chromium, Total | 3/26/20 13:06 | 3/27/20 13:12 | | 1.015 | Not Detected | mg/L | 0.002 | 0.01 | U |
| * Cobalt, Total | 3/26/20 13:06 | 3/27/20 13:12 | | 1.015 | Not Detected | mg/L | 0.002 | 0.005 | U |
| * Lead, Total | 3/26/20 13:06 | 3/27/20 13:12 | | 1.015 | Not Detected | mg/L | 0.001 | 0.005 | U |
| * Molybdenum, Total | 3/26/20 13:06 | 3/27/20 13:12 | | 1.015 | Not Detected | mg/L | 0.002 | 0.01 | U |
| * Selenium, Total | 3/26/20 13:06 | 3/27/20 13:12 | | 1.015 | Not Detected | mg/L | 0.002 | 0.01 | U |
| * Thallium, Total | 3/26/20 13:06 | 3/27/20 13:12 | | 1.015 | Not Detected | mg/L | 0.0002 | 0.001 | U |
| ***Analytical Method: EPA 245.1*** | ***Analyst: GAS*** | | | | | | | | |
| * Mercury, Total by CVAA | 3/31/20 10:03 | 4/1/20 12:01 | | 1 | Not Detected | mg/L | 0.0003 | 0.0005 | U |
| ***Analytical Method: SM 2540C*** | ***Analyst: TJW*** | | | | | | | | |
| * Solids, Dissolved | 3/27/20 14:25 | 4/1/20 15:12 | | 1 | Not Detected | mg/L | | 25 | U |
| ***Analytical Method: SM4500Cl E*** | ***Analyst: JCC*** | | | | | | | | |
| * Chloride | 3/30/20 10:52 | 3/30/20 10:52 | | 1 | Not Detected | mg/L | 0.50 | 1 | U |
| ***Analytical Method: SM4500F G 2017*** | ***Analyst: JCC*** | | | | | | | | |
| * Fluoride | 3/30/20 13:00 | 3/30/20 13:00 | | 1 | Not Detected | mg/L | 0.06 | 0.1 | U |
| ***Analytical Method: SM4500SO4 E*** | ***Analyst: JCC*** | | | | | | | | |
| * Sulfate | 4/1/20 10:58 | 4/1/20 10:58 | | 1 | Not Detected | mg/L | 0.50 | 1 | U |

MDL's and RL's are adjusted for sample dilution, as applicable

**Comments:**

Reported: 4/14/2020
Version: 3.1
COA_CCR

Alabama Power
General Test Laboratory
744 County Road 87, GSC #8
Calera, AL 35040

# Batch QC Summary

Alabama Power

**Customer Account:** WMWGORAPFB
**Sample Date:** 3/24/20 11:25
**Customer ID:**
**Delivery Date:** 3/26/20 11:13

**Description**:Gorgas Ash Pond Field Blank

**Laboratory ID Number:** BA05865

| Sample | Analysis | Units | MB | MB Limit | Spike | MS | MSD | Standard | Standard Limit | Rec | Rec Limit | Prec | Prec Limit |
|---|---|---|---|---|---|---|---|---|---|---|---|---|---|
| BA05870 | Chromium, Total | mg/L | -0.0000169 | 0.00044 | 0.10 | 0.108 | 0.106 | 0.100 | 0.085 to 0.115 | 103 | 70 to 130 | 1.87 | 20 |
| BA05870 | Molybdenum, Total | mg/L | 0.00000530 | 0.0001474 | 0.10 | 0.0958 | 0.0951 | 0.0949 | 0.085 to 0.115 | 95.8 | 70 to 130 | 0.733 | 20 |
| BA05866 | Mercury, Total by CVAA | mg/L | -0.0000164 | 0.0005 | 0.004 | 0.00400 | 0.00422 | 0.00417 | 0.0034 to 0.0046 | 100 | 70 to 130 | 5.35 | 20 |
| BA05870 | Beryllium, Total | mg/L | 0.0000205 | 0.00088 | 0.10 | 0.0932 | 0.0916 | 0.0951 | 0.085 to 0.115 | 93.2 | 70 to 130 | 1.73 | 20 |
| BA05870 | Lithium, Total | mg/L | 0.0000904 | 0.0154 | 0.20 | 0.309 | 0.309 | 0.196 | 0.17 to 0.23 | 107 | 70 to 130 | 0.00 | 20 |
| BA05870 | Boron, Total | mg/L | 0.00399 | 0.0650254 | 1.00 | 1.02 | 1.03 | 1.00 | 0.85 to 1.15 | 102 | 70 to 130 | 0.976 | 20 |
| BA05870 | Antimony, Total | mg/L | 0.000146 | 0.00066 | 0.10 | 0.0860 | 0.0852 | 0.0907 | 0.085 to 0.115 | 86.0 | 70 to 130 | 0.935 | 20 |
| BA05870 | Arsenic, Total | mg/L | -0.0000108 | 0.0001474 | 0.10 | 0.103 | 0.101 | 0.107 | 0.085 to 0.115 | 103 | 70 to 130 | 1.96 | 20 |
| BA05870 | Cadmium, Total | mg/L | 0.00000354 | 0.0001474 | 0.10 | 0.0995 | 0.0985 | 0.0973 | 0.085 to 0.115 | 99.5 | 70 to 130 | 1.01 | 20 |
| BA05870 | Lead, Total | mg/L | 0.00000288 | 0.0001474 | 0.10 | 0.107 | 0.103 | 0.102 | 0.085 to 0.115 | 105 | 70 to 130 | 3.81 | 20 |
| BA05870 | Barium, Total | mg/L | 0.00000856 | 0.0002 | 0.10 | 0.973 | 0.961 | 0.0905 | 0.085 to 0.115 | 105 | 70 to 130 | 1.24 | 20 |
| BA05870 | Calcium, Total | mg/L | 0.0276 | 0.1518 | 5.00 | 33.6 | 33.6 | 5.31 | 4.25 to 5.75 | 100 | 70 to 130 | 0.00 | 20 |
| BA05870 | Cobalt, Total | mg/L | 0.00000093 | 0.0001474 | 0.10 | 0.101 | 0.0994 | 0.0960 | 0.085 to 0.115 | 98.9 | 70 to 130 | 1.60 | 20 |
| BA05870 | Selenium, Total | mg/L | 0.0000662 | 0.00066 | 0.10 | 0.0998 | 0.101 | 0.111 | 0.085 to 0.115 | 99.8 | 70 to 130 | 1.20 | 20 |
| BA05870 | Thallium, Total | mg/L | -0.00000362 | 0.0001474 | 0.10 | 0.102 | 0.105 | 0.106 | 0.085 to 0.115 | 102 | 70 to 130 | 2.90 | 20 |

**Comments:**

Reported: 4/14/2020
Version: 3.1
COA_CCR

Alabama Power
General Test Laboratory
744 County Road 87, GSC #8
Calera, AL 35040

Alabama Power

# Batch QC Summary

**Customer Account:** WMWGORAPFB
**Sample Date:** 3/24/20 11:25
**Customer ID:**
**Delivery Date:** 3/26/20 11:13

**Description:** Gorgas Ash Pond Field Blank

**Laboratory ID Number:** BA05865

| Sample | Analysis | Units | MB | MB Limit | Spike | MS | Sample Duplicate | Standard | Standard Limit | Rec | Rec Limit | Prec | Prec Limit |
|---|---|---|---|---|---|---|---|---|---|---|---|---|---|
| BA05864 | Solids, Dissolved | mg/L | 0.0000 | 25 | | | 333 | 49.0 | 40 to 60 | | | 0.301 | 5 |
| BA05865 | Fluoride | mg/L | 0.0102 | 0.05 | 2.50 | 2.57 | 0.0126 | 2.57 | 2.25 to 2.75 | 103 | 80 to 120 | 0.00 | 20 |
| BA05865 | Chloride | mg/L | -0.029 | 0.50 | 10.0 | 10.6 | 0.193 | 9.97 | 9 to 11 | 106 | 80 to 120 | 0.00 | 20 |
| BA05865 | Sulfate | mg/L | -0.483 | 0.50 | 20.0 | 19.1 | -0.344 | 19.4 | 18 to 22 | 95.5 | 80 to 120 | 0.00 | 20 |

**Comments:**

Alabama Power
General Test Laboratory
744 County Road 87, GSC #8
Calera, AL 35040

# Certificate Of Analysis

Alabama Power

**Description:** Gorgas Ash Pond - PZ-22

**Location Code:** WMWGORAP
**Collected:** 3/24/20 11:40
**Customer ID:**
**Submittal Date:** 3/26/20 11:13

**Laboratory ID Number:** BA05866

| Name | Prepared | Analyzed | Vio Spec | DF | Results | Units | MDL | RL | Q |
|---|---|---|---|---|---|---|---|---|---|
| ***Analytical Method: EPA 200.7*** | ***Analyst: RDA*** | | | | ***Preparation Method: EPA 1638*** | | | | |
| * Boron, Total | 3/30/20 13:30 | 3/31/20 13:04 | | 1.015 | 0.0521 | mg/L | 0.03 | 0.1 | J |
| * Calcium, Total | 3/30/20 13:30 | 3/31/20 13:04 | | 1.015 | 19.3 | mg/L | 0.1 | 0.5 | |
| * Lithium, Total | 3/30/20 13:30 | 3/31/20 13:04 | | 1.015 | 0.0734 | mg/L | 0.01 | 0.02 | |
| ***Analytical Method: EPA 200.8*** | ***Analyst: DLJ*** | | | | ***Preparation Method: EPA 1638*** | | | | |
| * Antimony, Total | 3/26/20 13:06 | 3/27/20 13:15 | | 1.015 | Not Detected | mg/L | 0.0008 | 0.003 | U |
| * Arsenic, Total | 3/26/20 13:06 | 3/27/20 13:15 | | 1.015 | 0.00367 | mg/L | 0.001 | 0.005 | J |
| * Barium, Total | 3/26/20 13:06 | 3/27/20 13:15 | | 1.015 | 0.104 | mg/L | 0.002 | 0.01 | |
| * Beryllium, Total | 3/26/20 13:06 | 3/27/20 13:15 | | 1.015 | Not Detected | mg/L | 0.0006 | 0.003 | U |
| * Cadmium, Total | 3/26/20 13:06 | 3/27/20 13:15 | | 1.015 | Not Detected | mg/L | 0.0003 | 0.001 | U |
| * Chromium, Total | 3/26/20 13:06 | 3/27/20 13:15 | | 1.015 | Not Detected | mg/L | 0.002 | 0.01 | U |
| * Cobalt, Total | 3/26/20 13:06 | 3/27/20 13:15 | | 1.015 | Not Detected | mg/L | 0.002 | 0.005 | U |
| * Lead, Total | 3/26/20 13:06 | 3/27/20 13:15 | | 1.015 | Not Detected | mg/L | 0.001 | 0.005 | U |
| * Molybdenum, Total | 3/26/20 13:06 | 3/27/20 13:15 | | 1.015 | 0.00333 | mg/L | 0.002 | 0.01 | J |
| * Selenium, Total | 3/26/20 13:06 | 3/27/20 13:15 | | 1.015 | Not Detected | mg/L | 0.002 | 0.01 | U |
| * Thallium, Total | 3/26/20 13:06 | 3/27/20 13:15 | | 1.015 | Not Detected | mg/L | 0.0002 | 0.001 | U |
| ***Analytical Method: EPA 245.1*** | ***Analyst: GAS*** | | | | | | | | |
| * Mercury, Total by CVAA | 3/31/20 10:03 | 4/1/20 12:03 | | 1 | Not Detected | mg/L | 0.0003 | 0.0005 | U |
| ***Analytical Method: SM 2540C*** | ***Analyst: TJW*** | | | | | | | | |
| * Solids, Dissolved | 3/27/20 14:25 | 4/1/20 15:12 | | 1 | 412 | mg/L | | 25 | |
| ***Analytical Method: SM4500Cl E*** | ***Analyst: JCC*** | | | | | | | | |
| * Chloride | 3/30/20 11:09 | 3/30/20 11:09 | | 1 | 2.53 | mg/L | 0.50 | 1 | |
| ***Analytical Method: SM4500F G 2017*** | ***Analyst: JCC*** | | | | | | | | |
| * Fluoride | 3/30/20 13:11 | 3/30/20 13:11 | | 1 | 0.387 | mg/L | 0.06 | 0.1 | |
| ***Analytical Method: SM4500SO4 E*** | ***Analyst: JCC*** | | | | | | | | |
| * Sulfate | 4/1/20 11:20 | 4/1/20 11:20 | | 4 | 70.1 | mg/L | 2.00 | 4 | |
| ***Analytical Method: Field Measurements*** | ***Analyst: AWG*** | | | | | | | | |
| Conductivity | 3/24/20 11:35 | 3/24/20 11:35 | | | 660.33 | uS/cm | | | FA |
| pH | 3/24/20 11:35 | 3/24/20 11:35 | | | 7.77 | SU | | | FA |
| Temperature | 3/24/20 11:35 | 3/24/20 11:35 | | | 17.74 | C | | | FA |
| Turbidity | 3/24/20 11:35 | 3/24/20 11:35 | | | 7.39 | NTU | | | FA |

MDL's and RL's are adjusted for sample dilution, as applicable

**Comments:**

Reported: 4/14/2020
Version: 3.1
COA_CCR

Alabama Power
General Test Laboratory
744 County Road 87, GSC #8
Calera, AL 35040

# Batch QC Summary

Alabama Power

**Customer Account:** WMWGORAP
**Sample Date:** 3/24/20 11:40
**Customer ID:**
**Delivery Date:** 3/26/20 11:13

**Description**:Gorgas Ash Pond - PZ-22

**Laboratory ID Number:** BA05866

| Sample | Analysis | Units | MB | MB Limit | Spike | MS | MSD | Standard | Standard Limit | Rec | Rec Limit | Prec | Prec Limit |
|---|---|---|---|---|---|---|---|---|---|---|---|---|---|
| BA05870 | Chromium, Total | mg/L | -0.0000169 | 0.00044 | 0.10 | 0.108 | 0.106 | 0.100 | 0.085 to 0.115 | 103 | 70 to 130 | 1.87 | 20 |
| BA05866 | Mercury, Total by CVAA | mg/L | -0.0000164 | 0.0005 | 0.004 | 0.00400 | 0.00422 | 0.00417 | 0.0034 to 0.0046 | 100 | 70 to 130 | 5.35 | 20 |
| BA05870 | Molybdenum, Total | mg/L | 0.00000530 | 0.0001474 | 0.10 | 0.0958 | 0.0951 | 0.0949 | 0.085 to 0.115 | 95.8 | 70 to 130 | 0.733 | 20 |
| BA05870 | Beryllium, Total | mg/L | 0.0000205 | 0.00088 | 0.10 | 0.0932 | 0.0916 | 0.0951 | 0.085 to 0.115 | 93.2 | 70 to 130 | 1.73 | 20 |
| BA05870 | Lithium, Total | mg/L | 0.0000904 | 0.0154 | 0.20 | 0.309 | 0.309 | 0.196 | 0.17 to 0.23 | 107 | 70 to 130 | 0.00 | 20 |
| BA05870 | Boron, Total | mg/L | 0.00399 | 0.0650254 | 1.00 | 1.02 | 1.03 | 1.00 | 0.85 to 1.15 | 102 | 70 to 130 | 0.976 | 20 |
| BA05870 | Antimony, Total | mg/L | 0.000146 | 0.00066 | 0.10 | 0.0860 | 0.0852 | 0.0907 | 0.085 to 0.115 | 86.0 | 70 to 130 | 0.935 | 20 |
| BA05870 | Arsenic, Total | mg/L | -0.0000108 | 0.0001474 | 0.10 | 0.103 | 0.101 | 0.107 | 0.085 to 0.115 | 103 | 70 to 130 | 1.96 | 20 |
| BA05870 | Cadmium, Total | mg/L | 0.00000354 | 0.0001474 | 0.10 | 0.0995 | 0.0985 | 0.0973 | 0.085 to 0.115 | 99.5 | 70 to 130 | 1.01 | 20 |
| BA05870 | Lead, Total | mg/L | 0.00000288 | 0.0001474 | 0.10 | 0.107 | 0.103 | 0.102 | 0.085 to 0.115 | 105 | 70 to 130 | 3.81 | 20 |
| BA05870 | Barium, Total | mg/L | 0.00000856 | 0.0002 | 0.10 | 0.973 | 0.961 | 0.0905 | 0.085 to 0.115 | 105 | 70 to 130 | 1.24 | 20 |
| BA05870 | Calcium, Total | mg/L | 0.0276 | 0.1518 | 5.00 | 33.6 | 33.6 | 5.31 | 4.25 to 5.75 | 100 | 70 to 130 | 0.00 | 20 |
| BA05870 | Cobalt, Total | mg/L | 0.00000093 | 0.0001474 | 0.10 | 0.101 | 0.0994 | 0.0960 | 0.085 to 0.115 | 98.9 | 70 to 130 | 1.60 | 20 |
| BA05870 | Selenium, Total | mg/L | 0.0000662 | 0.00066 | 0.10 | 0.0998 | 0.101 | 0.111 | 0.085 to 0.115 | 99.8 | 70 to 130 | 1.20 | 20 |
| BA05870 | Thallium, Total | mg/L | -0.00000362 | 0.0001474 | 0.10 | 0.102 | 0.105 | 0.106 | 0.085 to 0.115 | 102 | 70 to 130 | 2.90 | 20 |

**Comments:**

Reported: 4/14/2020
Version: 3.1
COA_CCR

Alabama Power
General Test Laboratory
744 County Road 87, GSC #8
Calera, AL 35040

Alabama Power

# Batch QC Summary

**Customer Account:** WMWGORAP
**Sample Date:** 3/24/20 11:40
**Customer ID:**
**Delivery Date:** 3/26/20 11:13

**Description:** Gorgas Ash Pond - PZ-22

**Laboratory ID Number:** BA05866

| Sample | Analysis | Units | MB | MB Limit | Spike | MS | Sample Duplicate | Standard | Standard Limit | Rec | Rec Limit | Prec | Prec Limit |
|---|---|---|---|---|---|---|---|---|---|---|---|---|---|
| BA05861 | Solids, Dissolved | mg/L | 0.0000 | 25 | | | 796 | 49.0 | 40 to 60 | | | 3.78 | 5 |
| BA05871 | Fluoride | mg/L | 0.00546 | 0.05 | 2.50 | 2.69 | 0.128 | 2.56 | 2.25 to 2.75 | 102 | 80 to 120 | 0.778 | 20 |
| BA05871 | Chloride | mg/L | 0.0144 | 0.50 | 10.0 | 12.7 | 2.61 | 10.0 | 9 to 11 | 100 | 80 to 120 | 3.39 | 20 |
| BA05871 | Sulfate | mg/L | -0.385 | 0.50 | 20.0 | 22.4 | 3.73 | 19.9 | 18 to 22 | 93.8 | 80 to 120 | 2.44 | 20 |

**Comments:**

Alabama Power
General Test Laboratory
744 County Road 87, GSC #8
Calera, AL 35040

# Certificate Of Analysis

Alabama Power

**Description:** Gorgas Ash Pond - PZ-22 DUP

**Location Code:** WMWGORAP
**Collected:** 3/24/20 11:40
**Customer ID:**
**Submittal Date:** 3/26/20 11:13

**Laboratory ID Number:** BA05867

| Name | Prepared | Analyzed | Vio Spec | DF | Results | Units | MDL | RL | Q |
|---|---|---|---|---|---|---|---|---|---|
| ***Analytical Method: EPA 200.7*** | ***Analyst: RDA*** | | | | ***Preparation Method: EPA 1638*** | | | | |
| * Boron, Total | 3/30/20 13:30 | 3/31/20 13:07 | | 1.015 | 0.0507 | mg/L | 0.03 | 0.1 | J |
| * Calcium, Total | 3/30/20 13:30 | 3/31/20 13:07 | | 1.015 | 20.2 | mg/L | 0.1 | 0.5 | |
| * Lithium, Total | 3/30/20 13:30 | 3/31/20 13:07 | | 1.015 | 0.0740 | mg/L | 0.01 | 0.02 | |
| ***Analytical Method: EPA 200.8*** | ***Analyst: DLJ*** | | | | ***Preparation Method: EPA 1638*** | | | | |
| * Antimony, Total | 3/26/20 13:06 | 3/27/20 13:17 | | 1.015 | Not Detected | mg/L | 0.0008 | 0.003 | U |
| * Arsenic, Total | 3/26/20 13:06 | 3/27/20 13:17 | | 1.015 | 0.00372 | mg/L | 0.001 | 0.005 | J |
| * Barium, Total | 3/26/20 13:06 | 3/27/20 13:17 | | 1.015 | 0.109 | mg/L | 0.002 | 0.01 | |
| * Beryllium, Total | 3/26/20 13:06 | 3/27/20 13:17 | | 1.015 | Not Detected | mg/L | 0.0006 | 0.003 | U |
| * Cadmium, Total | 3/26/20 13:06 | 3/27/20 13:17 | | 1.015 | Not Detected | mg/L | 0.0003 | 0.001 | U |
| * Chromium, Total | 3/26/20 13:06 | 3/27/20 13:17 | | 1.015 | Not Detected | mg/L | 0.002 | 0.01 | U |
| * Cobalt, Total | 3/26/20 13:06 | 3/27/20 13:17 | | 1.015 | Not Detected | mg/L | 0.002 | 0.005 | U |
| * Lead, Total | 3/26/20 13:06 | 3/27/20 13:17 | | 1.015 | Not Detected | mg/L | 0.001 | 0.005 | U |
| * Molybdenum, Total | 3/26/20 13:06 | 3/27/20 13:17 | | 1.015 | 0.00334 | mg/L | 0.002 | 0.01 | J |
| * Selenium, Total | 3/26/20 13:06 | 3/27/20 13:17 | | 1.015 | Not Detected | mg/L | 0.002 | 0.01 | U |
| * Thallium, Total | 3/26/20 13:06 | 3/27/20 13:17 | | 1.015 | Not Detected | mg/L | 0.0002 | 0.001 | U |
| ***Analytical Method: EPA 245.1*** | ***Analyst: GAS*** | | | | | | | | |
| * Mercury, Total by CVAA | 3/31/20 10:03 | 4/1/20 12:24 | | 1 | Not Detected | mg/L | 0.0003 | 0.0005 | U |
| ***Analytical Method: SM 2540C*** | ***Analyst: TJW*** | | | | | | | | |
| * Solids, Dissolved | 3/27/20 14:25 | 4/1/20 15:12 | | 1 | 409 | mg/L | | 25 | |
| ***Analytical Method: SM4500Cl E*** | ***Analyst: JCC*** | | | | | | | | |
| * Chloride | 3/30/20 11:10 | 3/30/20 11:10 | | 1 | 2.70 | mg/L | 0.50 | 1 | |
| ***Analytical Method: SM4500F G 2017*** | ***Analyst: JCC*** | | | | | | | | |
| * Fluoride | 3/30/20 13:12 | 3/30/20 13:12 | | 1 | 0.390 | mg/L | 0.06 | 0.1 | |
| ***Analytical Method: SM4500SO4 E*** | ***Analyst: JCC*** | | | | | | | | |
| * Sulfate | 4/1/20 11:21 | 4/1/20 11:21 | | 4 | 71.3 | mg/L | 2.00 | 4 | |
| ***Analytical Method: Field Measurements*** | ***Analyst: AWG*** | | | | | | | | |
| Conductivity | 3/24/20 11:35 | 3/24/20 11:35 | | | 660.33 | uS/cm | | | FA |
| pH | 3/24/20 11:35 | 3/24/20 11:35 | | | 7.77 | SU | | | FA |
| Temperature | 3/24/20 11:35 | 3/24/20 11:35 | | | 17.74 | C | | | FA |
| Turbidity | 3/24/20 11:35 | 3/24/20 11:35 | | | 7.39 | NTU | | | FA |

MDL's and RL's are adjusted for sample dilution, as applicable

**Comments:**

Reported: 4/14/2020
Version: 3.1
COA_CCR

Alabama Power
General Test Laboratory
744 County Road 87, GSC #8
Calera, AL 35040

# Batch QC Summary

Alabama Power

**Customer Account:** WMWGORAP
**Sample Date:** 3/24/20 11:40
**Customer ID:**
**Delivery Date:** 3/26/20 11:13

**Description**:Gorgas Ash Pond - PZ-22 DUP

**Laboratory ID Number:** BA05867

| Sample | Analysis | Units | MB | MB Limit | Spike | MS | MSD | Standard | Standard Limit | Rec | Rec Limit | Prec | Prec Limit |
|---|---|---|---|---|---|---|---|---|---|---|---|---|---|
| BA05870 | Chromium, Total | mg/L | -0.0000169 | 0.00044 | 0.10 | 0.108 | 0.106 | 0.100 | 0.085 to 0.115 | 103 | 70 to 130 | 1.87 | 20 |
| BA05870 | Arsenic, Total | mg/L | -0.0000108 | 0.0001474 | 0.10 | 0.103 | 0.101 | 0.107 | 0.085 to 0.115 | 103 | 70 to 130 | 1.96 | 20 |
| BA05870 | Cadmium, Total | mg/L | 0.00000354 | 0.0001474 | 0.10 | 0.0995 | 0.0985 | 0.0973 | 0.085 to 0.115 | 99.5 | 70 to 130 | 1.01 | 20 |
| BA05870 | Lead, Total | mg/L | 0.00000288 | 0.0001474 | 0.10 | 0.107 | 0.103 | 0.102 | 0.085 to 0.115 | 105 | 70 to 130 | 3.81 | 20 |
| BA05870 | Molybdenum, Total | mg/L | 0.00000530 | 0.0001474 | 0.10 | 0.0958 | 0.0951 | 0.0949 | 0.085 to 0.115 | 95.8 | 70 to 130 | 0.733 | 20 |
| BA05870 | Boron, Total | mg/L | 0.00399 | 0.0650254 | 1.00 | 1.02 | 1.03 | 1.00 | 0.85 to 1.15 | 102 | 70 to 130 | 0.976 | 20 |
| BA05870 | Mercury, Total by CVAA | mg/L | -0.0000440 | 0.0005 | 0.004 | 0.00420 | 0.00420 | 0.00415 | 0.0034 to 0.0046 | 105 | 70 to 130 | 0.00 | 20 |
| BA05870 | Antimony, Total | mg/L | 0.000146 | 0.00066 | 0.10 | 0.0860 | 0.0852 | 0.0907 | 0.085 to 0.115 | 86.0 | 70 to 130 | 0.935 | 20 |
| BA05870 | Barium, Total | mg/L | 0.00000856 | 0.0002 | 0.10 | 0.973 | 0.961 | 0.0905 | 0.085 to 0.115 | 105 | 70 to 130 | 1.24 | 20 |
| BA05870 | Calcium, Total | mg/L | 0.0276 | 0.1518 | 5.00 | 33.6 | 33.6 | 5.31 | 4.25 to 5.75 | 100 | 70 to 130 | 0.00 | 20 |
| BA05870 | Cobalt, Total | mg/L | 0.00000093 | 0.0001474 | 0.10 | 0.101 | 0.0994 | 0.0960 | 0.085 to 0.115 | 98.9 | 70 to 130 | 1.60 | 20 |
| BA05870 | Selenium, Total | mg/L | 0.0000662 | 0.00066 | 0.10 | 0.0998 | 0.101 | 0.111 | 0.085 to 0.115 | 99.8 | 70 to 130 | 1.20 | 20 |
| BA05870 | Thallium, Total | mg/L | -0.00000362 | 0.0001474 | 0.10 | 0.102 | 0.105 | 0.106 | 0.085 to 0.115 | 102 | 70 to 130 | 2.90 | 20 |
| BA05870 | Beryllium, Total | mg/L | 0.0000205 | 0.00088 | 0.10 | 0.0932 | 0.0916 | 0.0951 | 0.085 to 0.115 | 93.2 | 70 to 130 | 1.73 | 20 |
| BA05870 | Lithium, Total | mg/L | 0.0000904 | 0.0154 | 0.20 | 0.309 | 0.309 | 0.196 | 0.17 to 0.23 | 107 | 70 to 130 | 0.00 | 20 |

**Comments:**

Alabama Power
General Test Laboratory
744 County Road 87, GSC #8
Calera, AL 35040

Alabama Power

# Batch QC Summary

**Customer Account:** WMWGORAP
**Sample Date:** 3/24/20 11:40
**Customer ID:**
**Delivery Date:** 3/26/20 11:13

**Description:** Gorgas Ash Pond - PZ-22 DUP

**Laboratory ID Number:** BA05867

| Sample | Analysis | Units | MB | MB Limit | Spike | MS | Sample Duplicate | Standard | Standard Limit | Rec | Rec Limit | Prec | Prec Limit |
|---|---|---|---|---|---|---|---|---|---|---|---|---|---|
| BA05861 | Solids, Dissolved | mg/L | 0.0000 | 25 | | | 796 | 49.0 | 40 to 60 | | | 3.78 | 5 |
| BA05871 | Fluoride | mg/L | 0.00546 | 0.05 | 2.50 | 2.69 | 0.128 | 2.56 | 2.25 to 2.75 | 102 | 80 to 120 | 0.778 | 20 |
| BA05871 | Chloride | mg/L | 0.0144 | 0.50 | 10.0 | 12.7 | 2.61 | 10.0 | 9 to 11 | 100 | 80 to 120 | 3.39 | 20 |
| BA05871 | Sulfate | mg/L | -0.385 | 0.50 | 20.0 | 22.4 | 3.73 | 19.9 | 18 to 22 | 93.8 | 80 to 120 | 2.44 | 20 |

**Comments:**

Alabama Power
General Test Laboratory
744 County Road 87, GSC #8
Calera, AL 35040

# Certificate Of Analysis

Alabama Power

**Description:** Gorgas Ash Pond - PZ-16

**Location Code:** WMWGORAP
**Collected:** 3/24/20 12:48
**Customer ID:**
**Submittal Date:** 3/26/20 11:13

**Laboratory ID Number:** BA05868

| Name | Prepared | Analyzed | Vio Spec | DF | Results | Units | MDL | RL | Q |
|---|---|---|---|---|---|---|---|---|---|
| ***Analytical Method: EPA 200.7*** | ***Analyst: RDA*** | | | | ***Preparation Method: EPA 1638*** | | | | |
| * Boron, Total | 3/30/20 13:30 | 3/31/20 13:10 | | 1.015 | 0.0772 | mg/L | 0.03 | 0.1 | J |
| * Calcium, Total | 3/30/20 13:30 | 3/31/20 13:10 | | 1.015 | 13.9 | mg/L | 0.1 | 0.5 | |
| * Lithium, Total | 3/30/20 13:30 | 3/31/20 13:10 | | 1.015 | 0.0714 | mg/L | 0.01 | 0.02 | |
| ***Analytical Method: EPA 200.8*** | ***Analyst: DLJ*** | | | | ***Preparation Method: EPA 1638*** | | | | |
| * Antimony, Total | 3/26/20 13:06 | 3/27/20 13:20 | | 1.015 | Not Detected | mg/L | 0.0008 | 0.003 | U |
| * Arsenic, Total | 3/26/20 13:06 | 3/27/20 13:20 | | 1.015 | Not Detected | mg/L | 0.001 | 0.005 | U |
| * Barium, Total | 3/26/20 13:06 | 3/27/20 13:20 | | 1.015 | 0.295 | mg/L | 0.002 | 0.01 | |
| * Beryllium, Total | 3/26/20 13:06 | 3/27/20 13:20 | | 1.015 | Not Detected | mg/L | 0.0006 | 0.003 | U |
| * Cadmium, Total | 3/26/20 13:06 | 3/27/20 13:20 | | 1.015 | Not Detected | mg/L | 0.0003 | 0.001 | U |
| * Chromium, Total | 3/26/20 13:06 | 3/27/20 13:20 | | 1.015 | Not Detected | mg/L | 0.002 | 0.01 | U |
| * Cobalt, Total | 3/26/20 13:06 | 3/27/20 13:20 | | 1.015 | Not Detected | mg/L | 0.002 | 0.005 | U |
| * Lead, Total | 3/26/20 13:06 | 3/27/20 13:20 | | 1.015 | Not Detected | mg/L | 0.001 | 0.005 | U |
| * Molybdenum, Total | 3/26/20 13:06 | 3/27/20 13:20 | | 1.015 | Not Detected | mg/L | 0.002 | 0.01 | U |
| * Selenium, Total | 3/26/20 13:06 | 3/27/20 13:20 | | 1.015 | Not Detected | mg/L | 0.002 | 0.01 | U |
| * Thallium, Total | 3/26/20 13:06 | 3/27/20 13:20 | | 1.015 | Not Detected | mg/L | 0.0002 | 0.001 | U |
| ***Analytical Method: EPA 245.1*** | ***Analyst: GAS*** | | | | | | | | |
| * Mercury, Total by CVAA | 3/31/20 10:03 | 4/1/20 12:26 | | 1 | Not Detected | mg/L | 0.0003 | 0.0005 | U |
| ***Analytical Method: SM 2540C*** | ***Analyst: TJW*** | | | | | | | | |
| * Solids, Dissolved | 3/27/20 14:25 | 4/1/20 15:12 | | 1 | 381 | mg/L | | 25 | |
| ***Analytical Method: SM4500Cl E*** | ***Analyst: JCC*** | | | | | | | | |
| * Chloride | 3/30/20 11:11 | 3/30/20 11:11 | | 1 | 5.72 | mg/L | 0.50 | 1 | |
| ***Analytical Method: SM4500F G 2017*** | ***Analyst: JCC*** | | | | | | | | |
| * Fluoride | 3/30/20 13:14 | 3/30/20 13:14 | | 1 | 0.228 | mg/L | 0.06 | 0.1 | |
| ***Analytical Method: SM4500SO4 E*** | ***Analyst: JCC*** | | | | | | | | |
| * Sulfate | 4/1/20 11:12 | 4/1/20 11:12 | | 1 | 27.7 | mg/L | 0.50 | 1 | |
| ***Analytical Method: Field Measurements*** | ***Analyst: AWG*** | | | | | | | | |
| Conductivity | 3/24/20 12:44 | 3/24/20 12:44 | | | 610.89 | uS/cm | | | FA |
| pH | 3/24/20 12:44 | 3/24/20 12:44 | | | 7.89 | SU | | | FA |
| Temperature | 3/24/20 12:44 | 3/24/20 12:44 | | | 17.58 | C | | | FA |
| Turbidity | 3/24/20 12:44 | 3/24/20 12:44 | | | 5.76 | NTU | | | FA |

MDL's and RL's are adjusted for sample dilution, as applicable

**Comments:**

Reported: 4/14/2020
Version: 3.1
COA_CCR

Alabama Power
General Test Laboratory
744 County Road 87, GSC #8
Calera, AL 35040

# Batch QC Summary

Alabama Power

**Customer Account:** WMWGORAP
**Sample Date:** 3/24/20 12:48
**Customer ID:**
**Delivery Date:** 3/26/20 11:13

**Description**:Gorgas Ash Pond - PZ-16

**Laboratory ID Number:** BA05868

| Sample | Analysis | Units | MB | MB Limit | Spike | MS | MSD | Standard | Standard Limit | Rec | Rec Limit | Prec | Prec Limit |
|---|---|---|---|---|---|---|---|---|---|---|---|---|---|
| BA05870 | Chromium, Total | mg/L | -0.0000169 | 0.00044 | 0.10 | 0.108 | 0.106 | 0.100 | 0.085 to 0.115 | 103 | 70 to 130 | 1.87 | 20 |
| BA05870 | Beryllium, Total | mg/L | 0.0000205 | 0.00088 | 0.10 | 0.0932 | 0.0916 | 0.0951 | 0.085 to 0.115 | 93.2 | 70 to 130 | 1.73 | 20 |
| BA05870 | Lithium, Total | mg/L | 0.0000904 | 0.0154 | 0.20 | 0.309 | 0.309 | 0.196 | 0.17 to 0.23 | 107 | 70 to 130 | 0.00 | 20 |
| BA05870 | Molybdenum, Total | mg/L | 0.00000530 | 0.0001474 | 0.10 | 0.0958 | 0.0951 | 0.0949 | 0.085 to 0.115 | 95.8 | 70 to 130 | 0.733 | 20 |
| BA05870 | Arsenic, Total | mg/L | -0.0000108 | 0.0001474 | 0.10 | 0.103 | 0.101 | 0.107 | 0.085 to 0.115 | 103 | 70 to 130 | 1.96 | 20 |
| BA05870 | Cadmium, Total | mg/L | 0.00000354 | 0.0001474 | 0.10 | 0.0995 | 0.0985 | 0.0973 | 0.085 to 0.115 | 99.5 | 70 to 130 | 1.01 | 20 |
| BA05870 | Lead, Total | mg/L | 0.00000288 | 0.0001474 | 0.10 | 0.107 | 0.103 | 0.102 | 0.085 to 0.115 | 105 | 70 to 130 | 3.81 | 20 |
| BA05870 | Boron, Total | mg/L | 0.00399 | 0.0650254 | 1.00 | 1.02 | 1.03 | 1.00 | 0.85 to 1.15 | 102 | 70 to 130 | 0.976 | 20 |
| BA05870 | Mercury, Total by CVAA | mg/L | -0.0000440 | 0.0005 | 0.004 | 0.00420 | 0.00420 | 0.00415 | 0.0034 to 0.0046 | 105 | 70 to 130 | 0.00 | 20 |
| BA05870 | Antimony, Total | mg/L | 0.000146 | 0.00066 | 0.10 | 0.0860 | 0.0852 | 0.0907 | 0.085 to 0.115 | 86.0 | 70 to 130 | 0.935 | 20 |
| BA05870 | Barium, Total | mg/L | 0.00000856 | 0.0002 | 0.10 | 0.973 | 0.961 | 0.0905 | 0.085 to 0.115 | 105 | 70 to 130 | 1.24 | 20 |
| BA05870 | Calcium, Total | mg/L | 0.0276 | 0.1518 | 5.00 | 33.6 | 33.6 | 5.31 | 4.25 to 5.75 | 100 | 70 to 130 | 0.00 | 20 |
| BA05870 | Cobalt, Total | mg/L | 0.00000093 | 0.0001474 | 0.10 | 0.101 | 0.0994 | 0.0960 | 0.085 to 0.115 | 98.9 | 70 to 130 | 1.60 | 20 |
| BA05870 | Selenium, Total | mg/L | 0.0000662 | 0.00066 | 0.10 | 0.0998 | 0.101 | 0.111 | 0.085 to 0.115 | 99.8 | 70 to 130 | 1.20 | 20 |
| BA05870 | Thallium, Total | mg/L | -0.00000362 | 0.0001474 | 0.10 | 0.102 | 0.105 | 0.106 | 0.085 to 0.115 | 102 | 70 to 130 | 2.90 | 20 |

**Comments:**

Reported: 4/14/2020
Version: 3.1
COA_CCR

Alabama Power
General Test Laboratory
744 County Road 87, GSC #8
Calera, AL 35040

Alabama Power

# Batch QC Summary

**Customer Account:** WMWGORAP
**Sample Date:** 3/24/20 12:48
**Customer ID:**
**Delivery Date:** 3/26/20 11:13

**Description:** Gorgas Ash Pond - PZ-16

**Laboratory ID Number:** BA05868

| Sample | Analysis | Units | MB | MB Limit | Spike | MS | Sample Duplicate | Standard | Standard Limit | Rec | Rec Limit | Prec | Prec Limit |
|---|---|---|---|---|---|---|---|---|---|---|---|---|---|
| BA05861 | Solids, Dissolved | mg/L | 0.0000 | 25 | | | 796 | 49.0 | 40 to 60 | | | 3.78 | 5 |
| BA05871 | Fluoride | mg/L | 0.00546 | 0.05 | 2.50 | 2.69 | 0.128 | 2.56 | 2.25 to 2.75 | 102 | 80 to 120 | 0.778 | 20 |
| BA05871 | Chloride | mg/L | 0.0144 | 0.50 | 10.0 | 12.7 | 2.61 | 10.0 | 9 to 11 | 100 | 80 to 120 | 3.39 | 20 |
| BA05871 | Sulfate | mg/L | -0.385 | 0.50 | 20.0 | 22.4 | 3.73 | 19.9 | 18 to 22 | 93.8 | 80 to 120 | 2.44 | 20 |

**Comments:**

Alabama Power
General Test Laboratory
744 County Road 87, GSC #8
Calera, AL 35040

# Certificate Of Analysis

Alabama Power

**Description:** Gorgas Ash Pond - MW-16D

**Location Code:** WMWGORAP
**Collected:** 3/24/20 13:45
**Customer ID:**
**Submittal Date:** 3/26/20 11:13

**Laboratory ID Number:** BA05869

| Name | Prepared | Analyzed | Vio Spec | DF | Results | Units | MDL | RL | Q |
|---|---|---|---|---|---|---|---|---|---|
| ***Analytical Method: EPA 200.7*** | ***Analyst: RDA*** | | | | ***Preparation Method: EPA 1638*** | | | | |
| * Boron, Total | 3/30/20 13:30 | 3/31/20 13:13 | | 1.015 | Not Detected | mg/L | 0.03 | 0.1 | U |
| * Calcium, Total | 3/30/20 13:30 | 3/31/20 13:13 | | 1.015 | 34.1 | mg/L | 0.1 | 0.5 | |
| * Lithium, Total | 3/30/20 13:30 | 3/31/20 13:13 | | 1.015 | 0.0350 | mg/L | 0.01 | 0.02 | |
| ***Analytical Method: EPA 200.8*** | ***Analyst: DLJ*** | | | | ***Preparation Method: EPA 1638*** | | | | |
| * Antimony, Total | 3/26/20 13:06 | 3/27/20 13:23 | | 1.015 | Not Detected | mg/L | 0.0008 | 0.003 | U |
| * Arsenic, Total | 3/26/20 13:06 | 3/27/20 13:23 | | 1.015 | Not Detected | mg/L | 0.001 | 0.005 | U |
| * Barium, Total | 3/26/20 13:06 | 3/27/20 13:23 | | 1.015 | 0.323 | mg/L | 0.002 | 0.01 | |
| * Beryllium, Total | 3/26/20 13:06 | 3/27/20 13:23 | | 1.015 | Not Detected | mg/L | 0.0006 | 0.003 | U |
| * Cadmium, Total | 3/26/20 13:06 | 3/27/20 13:23 | | 1.015 | Not Detected | mg/L | 0.0003 | 0.001 | U |
| * Chromium, Total | 3/26/20 13:06 | 3/27/20 13:23 | | 1.015 | Not Detected | mg/L | 0.002 | 0.01 | U |
| * Cobalt, Total | 3/26/20 13:06 | 3/27/20 13:23 | | 1.015 | Not Detected | mg/L | 0.002 | 0.005 | U |
| * Lead, Total | 3/26/20 13:06 | 3/27/20 13:23 | | 1.015 | Not Detected | mg/L | 0.001 | 0.005 | U |
| * Molybdenum, Total | 3/26/20 13:06 | 3/27/20 13:23 | | 1.015 | Not Detected | mg/L | 0.002 | 0.01 | U |
| * Selenium, Total | 3/26/20 13:06 | 3/27/20 13:23 | | 1.015 | Not Detected | mg/L | 0.002 | 0.01 | U |
| * Thallium, Total | 3/26/20 13:06 | 3/27/20 13:23 | | 1.015 | Not Detected | mg/L | 0.0002 | 0.001 | U |
| ***Analytical Method: EPA 245.1*** | ***Analyst: GAS*** | | | | | | | | |
| * Mercury, Total by CVAA | 3/31/20 10:03 | 4/1/20 12:28 | | 1 | Not Detected | mg/L | 0.0003 | 0.0005 | U |
| ***Analytical Method: SM 2540C*** | ***Analyst: TJW*** | | | | | | | | |
| * Solids, Dissolved | 3/27/20 14:25 | 4/1/20 15:12 | | 1 | 205 | mg/L | | 25 | |
| ***Analytical Method: SM4500Cl E*** | ***Analyst: JCC*** | | | | | | | | |
| * Chloride | 3/30/20 11:12 | 3/30/20 11:12 | | 1 | 2.88 | mg/L | 0.50 | 1 | |
| ***Analytical Method: SM4500F G 2017*** | ***Analyst: JCC*** | | | | | | | | |
| * Fluoride | 3/30/20 13:15 | 3/30/20 13:15 | | 1 | 0.109 | mg/L | 0.06 | 0.1 | |
| ***Analytical Method: SM4500SO4 E*** | ***Analyst: JCC*** | | | | | | | | |
| * Sulfate | 4/1/20 11:14 | 4/1/20 11:14 | | 1 | 14.1 | mg/L | 0.50 | 1 | |
| ***Analytical Method: Field Measurements*** | ***Analyst: AWG*** | | | | | | | | |
| Conductivity | 3/24/20 13:43 | 3/24/20 13:43 | | | 353.51 | uS/cm | | | FA |
| pH | 3/24/20 13:43 | 3/24/20 13:43 | | | 7.46 | SU | | | FA |
| Temperature | 3/24/20 13:43 | 3/24/20 13:43 | | | 19.40 | C | | | FA |
| Turbidity | 3/24/20 13:43 | 3/24/20 13:43 | | | 1.38 | NTU | | | FA |

MDL's and RL's are adjusted for sample dilution, as applicable

**Comments:**

Reported: 4/14/2020
Version: 3.1
COA_CCR

Alabama Power
General Test Laboratory
744 County Road 87, GSC #8
Calera, AL 35040

# Batch QC Summary

Alabama Power

**Customer Account:** WMWGORAP
**Sample Date:** 3/24/20 13:45
**Customer ID:**
**Delivery Date:** 3/26/20 11:13

**Description**:Gorgas Ash Pond - MW-16D

**Laboratory ID Number:** BA05869

| Sample | Analysis | Units | MB | MB Limit | Spike | MS | MSD | Standard | Standard Limit | Rec | Rec Limit | Prec | Prec Limit |
|---|---|---|---|---|---|---|---|---|---|---|---|---|---|
| BA05870 | Chromium, Total | mg/L | -0.0000169 | 0.00044 | 0.10 | 0.108 | 0.106 | 0.100 | 0.085 to 0.115 | 103 | 70 to 130 | 1.87 | 20 |
| BA05870 | Beryllium, Total | mg/L | 0.0000205 | 0.00088 | 0.10 | 0.0932 | 0.0916 | 0.0951 | 0.085 to 0.115 | 93.2 | 70 to 130 | 1.73 | 20 |
| BA05870 | Lithium, Total | mg/L | 0.0000904 | 0.0154 | 0.20 | 0.309 | 0.309 | 0.196 | 0.17 to 0.23 | 107 | 70 to 130 | 0.00 | 20 |
| BA05870 | Molybdenum, Total | mg/L | 0.00000530 | 0.0001474 | 0.10 | 0.0958 | 0.0951 | 0.0949 | 0.085 to 0.115 | 95.8 | 70 to 130 | 0.733 | 20 |
| BA05870 | Barium, Total | mg/L | 0.00000856 | 0.0002 | 0.10 | 0.973 | 0.961 | 0.0905 | 0.085 to 0.115 | 105 | 70 to 130 | 1.24 | 20 |
| BA05870 | Calcium, Total | mg/L | 0.0276 | 0.1518 | 5.00 | 33.6 | 33.6 | 5.31 | 4.25 to 5.75 | 100 | 70 to 130 | 0.00 | 20 |
| BA05870 | Cobalt, Total | mg/L | 0.00000093 | 0.0001474 | 0.10 | 0.101 | 0.0994 | 0.0960 | 0.085 to 0.115 | 98.9 | 70 to 130 | 1.60 | 20 |
| BA05870 | Selenium, Total | mg/L | 0.0000662 | 0.00066 | 0.10 | 0.0998 | 0.101 | 0.111 | 0.085 to 0.115 | 99.8 | 70 to 130 | 1.20 | 20 |
| BA05870 | Thallium, Total | mg/L | -0.00000362 | 0.0001474 | 0.10 | 0.102 | 0.105 | 0.106 | 0.085 to 0.115 | 102 | 70 to 130 | 2.90 | 20 |
| BA05870 | Arsenic, Total | mg/L | -0.0000108 | 0.0001474 | 0.10 | 0.103 | 0.101 | 0.107 | 0.085 to 0.115 | 103 | 70 to 130 | 1.96 | 20 |
| BA05870 | Cadmium, Total | mg/L | 0.00000354 | 0.0001474 | 0.10 | 0.0995 | 0.0985 | 0.0973 | 0.085 to 0.115 | 99.5 | 70 to 130 | 1.01 | 20 |
| BA05870 | Lead, Total | mg/L | 0.00000288 | 0.0001474 | 0.10 | 0.107 | 0.103 | 0.102 | 0.085 to 0.115 | 105 | 70 to 130 | 3.81 | 20 |
| BA05870 | Boron, Total | mg/L | 0.00399 | 0.0650254 | 1.00 | 1.02 | 1.03 | 1.00 | 0.85 to 1.15 | 102 | 70 to 130 | 0.976 | 20 |
| BA05870 | Mercury, Total by CVAA | mg/L | -0.0000440 | 0.0005 | 0.004 | 0.00420 | 0.00420 | 0.00415 | 0.0034 to 0.0046 | 105 | 70 to 130 | 0.00 | 20 |
| BA05870 | Antimony, Total | mg/L | 0.000146 | 0.00066 | 0.10 | 0.0860 | 0.0852 | 0.0907 | 0.085 to 0.115 | 86.0 | 70 to 130 | 0.935 | 20 |

**Comments:**

Reported: 4/14/2020
Version: 3.1
COA_CCR

Alabama Power
General Test Laboratory
744 County Road 87, GSC #8
Calera, AL 35040

Alabama Power

# Batch QC Summary

**Customer Account:** WMWGORAP
**Sample Date:** 3/24/20 13:45
**Customer ID:**
**Delivery Date:** 3/26/20 11:13

**Description:** Gorgas Ash Pond - MW-16D

**Laboratory ID Number:** BA05869

| Sample | Analysis | Units | MB | MB Limit | Spike | MS | Sample Duplicate | Standard | Standard Limit | Rec | Rec Limit | Prec | Prec Limit |
|---|---|---|---|---|---|---|---|---|---|---|---|---|---|
| BA05861 | Solids, Dissolved | mg/L | 0.0000 | 25 | | | 796 | 49.0 | 40 to 60 | | | 3.78 | 5 |
| BA05871 | Fluoride | mg/L | 0.00546 | 0.05 | 2.50 | 2.69 | 0.128 | 2.56 | 2.25 to 2.75 | 102 | 80 to 120 | 0.778 | 20 |
| BA05871 | Chloride | mg/L | 0.0144 | 0.50 | 10.0 | 12.7 | 2.61 | 10.0 | 9 to 11 | 100 | 80 to 120 | 3.39 | 20 |
| BA05871 | Sulfate | mg/L | -0.385 | 0.50 | 20.0 | 22.4 | 3.73 | 19.9 | 18 to 22 | 93.8 | 80 to 120 | 2.44 | 20 |

**Comments:**

Alabama Power
General Test Laboratory
744 County Road 87, GSC #8
Calera, AL 35040

# Certificate Of Analysis

Alabama Power

**Description:** Gorgas Ash Pond - MW-26H

**Location Code:** WMWGORAP
**Collected:** 3/25/20 11:42
**Customer ID:**
**Submittal Date:** 3/26/20 11:13

**Laboratory ID Number:** BA05870

| Name | Prepared | Analyzed | Vio Spec | DF | Results | Units | MDL | RL | Q |
|---|---|---|---|---|---|---|---|---|---|
| ***Analytical Method: EPA 200.7*** | ***Analyst: RDA*** | | | | ***Preparation Method: EPA 1638*** | | | | |
| * Boron, Total | 3/30/20 13:30 | 3/31/20 13:16 | | 1.015 | Not Detected | mg/L | 0.03 | 0.1 | U |
| * Calcium, Total | 3/30/20 13:30 | 3/31/20 13:16 | | 1.015 | 28.6 | mg/L | 0.1 | 0.5 | |
| * Lithium, Total | 3/30/20 13:30 | 3/31/20 13:16 | | 1.015 | 0.0946 | mg/L | 0.01 | 0.02 | |
| ***Analytical Method: EPA 200.8*** | ***Analyst: DLJ*** | | | | ***Preparation Method: EPA 1638*** | | | | |
| * Antimony, Total | 3/26/20 13:06 | 3/27/20 13:25 | | 1.015 | Not Detected | mg/L | 0.0008 | 0.003 | U |
| * Arsenic, Total | 3/26/20 13:06 | 3/27/20 13:25 | | 1.015 | Not Detected | mg/L | 0.001 | 0.005 | U |
| * Barium, Total | 3/26/20 13:06 | 3/27/20 13:25 | | 1.015 | 0.868 | mg/L | 0.002 | 0.01 | |
| * Beryllium, Total | 3/26/20 13:06 | 3/27/20 13:25 | | 1.015 | Not Detected | mg/L | 0.0006 | 0.003 | U |
| * Cadmium, Total | 3/26/20 13:06 | 3/27/20 13:25 | | 1.015 | Not Detected | mg/L | 0.0003 | 0.001 | U |
| * Chromium, Total | 3/26/20 13:06 | 3/27/20 13:25 | | 1.015 | 0.00547 | mg/L | 0.002 | 0.01 | J |
| * Cobalt, Total | 3/26/20 13:06 | 3/27/20 13:25 | | 1.015 | 0.00207 | mg/L | 0.002 | 0.005 | J |
| * Lead, Total | 3/26/20 13:06 | 3/27/20 13:25 | | 1.015 | 0.00190 | mg/L | 0.001 | 0.005 | J |
| * Molybdenum, Total | 3/26/20 13:06 | 3/27/20 13:25 | | 1.015 | Not Detected | mg/L | 0.002 | 0.01 | U |
| * Selenium, Total | 3/26/20 13:06 | 3/27/20 13:25 | | 1.015 | Not Detected | mg/L | 0.002 | 0.01 | U |
| * Thallium, Total | 3/26/20 13:06 | 3/27/20 13:25 | | 1.015 | Not Detected | mg/L | 0.0002 | 0.001 | U |
| ***Analytical Method: EPA 245.1*** | ***Analyst: GAS*** | | | | | | | | |
| * Mercury, Total by CVAA | 3/31/20 10:03 | 4/1/20 12:31 | | 1 | Not Detected | mg/L | 0.0003 | 0.0005 | U |
| ***Analytical Method: SM 2540C*** | ***Analyst: TJW*** | | | | | | | | |
| * Solids, Dissolved | 3/27/20 14:25 | 4/1/20 15:12 | | 1 | 269 | mg/L | | 25 | |
| ***Analytical Method: SM4500Cl E*** | ***Analyst: JCC*** | | | | | | | | |
| * Chloride | 3/30/20 11:13 | 3/30/20 11:13 | | 1 | 2.73 | mg/L | 0.50 | 1 | |
| ***Analytical Method: SM4500F G 2017*** | ***Analyst: JCC*** | | | | | | | | |
| * Fluoride | 3/30/20 13:16 | 3/30/20 13:16 | | 1 | 0.131 | mg/L | 0.06 | 0.1 | |
| ***Analytical Method: SM4500SO4 E*** | ***Analyst: JCC*** | | | | | | | | |
| * Sulfate | 4/1/20 11:15 | 4/1/20 11:15 | | 1 | 3.25 | mg/L | 0.50 | 1 | |
| ***Analytical Method: Field Measurements*** | ***Analyst: AWG*** | | | | | | | | |
| Conductivity | 3/25/20 11:37 | 3/25/20 11:37 | | | 435.93 | uS/cm | | | FA |
| pH | 3/25/20 11:37 | 3/25/20 11:37 | | | 7.24 | SU | | | FA |
| Temperature | 3/25/20 11:37 | 3/25/20 11:37 | | | 19.31 | C | | | FA |
| Turbidity | 3/25/20 11:37 | 3/25/20 11:37 | | | 44.7 | NTU | | | FA |

MDL's and RL's are adjusted for sample dilution, as applicable

**Comments:**

Reported: 4/14/2020
Version: 3.1
COA_CCR

Alabama Power
General Test Laboratory
744 County Road 87, GSC #8
Calera, AL 35040

# Batch QC Summary

Alabama Power

**Customer Account:** WMWGORAP
**Sample Date:** 3/25/20 11:42
**Customer ID:**
**Delivery Date:** 3/26/20 11:13

**Description**:Gorgas Ash Pond - MW-26H

**Laboratory ID Number:** BA05870

| Sample | Analysis | Units | MB | MB Limit | Spike | MS | MSD | Standard | Standard Limit | Rec | Rec Limit | Prec | Prec Limit |
|---|---|---|---|---|---|---|---|---|---|---|---|---|---|
| BA05870 | Chromium, Total | mg/L | -0.0000169 | 0.00044 | 0.10 | 0.108 | 0.106 | 0.100 | 0.085 to 0.115 | 103 | 70 to 130 | 1.87 | 20 |
| BA05870 | Molybdenum, Total | mg/L | 0.00000530 | 0.0001474 | 0.10 | 0.0958 | 0.0951 | 0.0949 | 0.085 to 0.115 | 95.8 | 70 to 130 | 0.733 | 20 |
| BA05870 | Beryllium, Total | mg/L | 0.0000205 | 0.00088 | 0.10 | 0.0932 | 0.0916 | 0.0951 | 0.085 to 0.115 | 93.2 | 70 to 130 | 1.73 | 20 |
| BA05870 | Lithium, Total | mg/L | 0.0000904 | 0.0154 | 0.20 | 0.309 | 0.309 | 0.196 | 0.17 to 0.23 | 107 | 70 to 130 | 0.00 | 20 |
| BA05870 | Boron, Total | mg/L | 0.00399 | 0.0650254 | 1.00 | 1.02 | 1.03 | 1.00 | 0.85 to 1.15 | 102 | 70 to 130 | 0.976 | 20 |
| BA05870 | Mercury, Total by CVAA | mg/L | -0.0000440 | 0.0005 | 0.004 | 0.00420 | 0.00420 | 0.00415 | 0.0034 to 0.0046 | 105 | 70 to 130 | 0.00 | 20 |
| BA05870 | Antimony, Total | mg/L | 0.000146 | 0.00066 | 0.10 | 0.0860 | 0.0852 | 0.0907 | 0.085 to 0.115 | 86.0 | 70 to 130 | 0.935 | 20 |
| BA05870 | Arsenic, Total | mg/L | -0.0000108 | 0.0001474 | 0.10 | 0.103 | 0.101 | 0.107 | 0.085 to 0.115 | 103 | 70 to 130 | 1.96 | 20 |
| BA05870 | Cadmium, Total | mg/L | 0.00000354 | 0.0001474 | 0.10 | 0.0995 | 0.0985 | 0.0973 | 0.085 to 0.115 | 99.5 | 70 to 130 | 1.01 | 20 |
| BA05870 | Lead, Total | mg/L | 0.00000288 | 0.0001474 | 0.10 | 0.107 | 0.103 | 0.102 | 0.085 to 0.115 | 105 | 70 to 130 | 3.81 | 20 |
| BA05870 | Barium, Total | mg/L | 0.00000856 | 0.0002 | 0.10 | 0.973 | 0.961 | 0.0905 | 0.085 to 0.115 | 105 | 70 to 130 | 1.24 | 20 |
| BA05870 | Calcium, Total | mg/L | 0.0276 | 0.1518 | 5.00 | 33.6 | 33.6 | 5.31 | 4.25 to 5.75 | 100 | 70 to 130 | 0.00 | 20 |
| BA05870 | Cobalt, Total | mg/L | 0.00000093 | 0.0001474 | 0.10 | 0.101 | 0.0994 | 0.0960 | 0.085 to 0.115 | 98.9 | 70 to 130 | 1.60 | 20 |
| BA05870 | Selenium, Total | mg/L | 0.0000662 | 0.00066 | 0.10 | 0.0998 | 0.101 | 0.111 | 0.085 to 0.115 | 99.8 | 70 to 130 | 1.20 | 20 |
| BA05870 | Thallium, Total | mg/L | -0.00000362 | 0.0001474 | 0.10 | 0.102 | 0.105 | 0.106 | 0.085 to 0.115 | 102 | 70 to 130 | 2.90 | 20 |

**Comments:**

Reported: 4/14/2020
Version: 3.1
COA_CCR

Alabama Power
General Test Laboratory
744 County Road 87, GSC #8
Calera, AL 35040

Alabama Power

# Batch QC Summary

**Customer Account:** WMWGORAP
**Sample Date:** 3/25/20 11:42
**Customer ID:**
**Delivery Date:** 3/26/20 11:13

**Description:** Gorgas Ash Pond - MW-26H

**Laboratory ID Number:** BA05870

| Sample | Analysis | Units | MB | MB Limit | Spike | MS | Sample Duplicate | Standard | Standard Limit | Rec | Rec Limit | Prec | Prec Limit |
|---|---|---|---|---|---|---|---|---|---|---|---|---|---|
| BA05871 | Chloride | mg/L | 0.0144 | 0.50 | 10.0 | 12.7 | 2.61 | 10.0 | 9 to 11 | 100 | 80 to 120 | 3.39 | 20 |
| BA05871 | Sulfate | mg/L | -0.385 | 0.50 | 20.0 | 22.4 | 3.73 | 19.9 | 18 to 22 | 93.8 | 80 to 120 | 2.44 | 20 |
| BA05861 | Solids, Dissolved | mg/L | 0.0000 | 25 | | | 796 | 49.0 | 40 to 60 | | | 3.78 | 5 |
| BA05871 | Fluoride | mg/L | 0.00546 | 0.05 | 2.50 | 2.69 | 0.128 | 2.56 | 2.25 to 2.75 | 102 | 80 to 120 | 0.778 | 20 |

**Comments:**

Alabama Power
General Test Laboratory
744 County Road 87, GSC #8
Calera, AL 35040

# Certificate Of Analysis

Alabama Power

**Description:** Gorgas Ash Pond - MW-26H DIS

**Location Code:** WMWGORAP
**Collected:** 3/25/20 11:42
**Customer ID:**
**Submittal Date:** 3/26/20 11:13

**Laboratory ID Number:** BA05871

| Name | Prepared | Analyzed | Vio Spec | DF | Results | Units | MDL | RL | Q |
|---|---|---|---|---|---|---|---|---|---|
| ***Analytical Method: EPA 200.7*** | ***Analyst: RDA*** | | | | | | | | |
| * Boron, Dissolved | 3/30/20 11:30 | 3/31/20 09:36 | | 1.015 | Not Detected | mg/L | 0.03 | 0.1 | U |
| * Calcium, Dissolved | 3/30/20 11:30 | 3/31/20 09:36 | | 1.015 | 27.9 | mg/L | 0.1 | 0.5 | |
| * Lithium, Dissolved | 3/30/20 11:30 | 3/31/20 09:36 | | 1.015 | 0.0927 | mg/L | 0.01 | 0.02 | |
| ***Analytical Method: EPA 200.8*** | ***Analyst: DLJ*** | | | | | | | | |
| * Antimony, Dissolved | 3/26/20 12:41 | 3/27/20 13:54 | | 1.015 | Not Detected | mg/L | 0.0008 | 0.003 | U |
| * Arsenic, Dissolved | 3/26/20 12:41 | 3/27/20 13:54 | | 1.015 | Not Detected | mg/L | 0.001 | 0.005 | U |
| * Barium, Dissolved | 3/26/20 12:41 | 3/27/20 13:54 | | 1.015 | 0.797 | mg/L | 0.002 | 0.01 | |
| * Beryllium, Dissolved | 3/26/20 12:41 | 3/27/20 13:54 | | 1.015 | Not Detected | mg/L | 0.0006 | 0.003 | U |
| * Cadmium, Dissolved | 3/26/20 12:41 | 3/27/20 13:54 | | 1.015 | Not Detected | mg/L | 0.0003 | 0.001 | U |
| * Chromium, Dissolved | 3/26/20 12:41 | 3/27/20 13:54 | | 1.015 | Not Detected | mg/L | 0.002 | 0.01 | U |
| * Cobalt, Dissolved | 3/26/20 12:41 | 3/27/20 13:54 | | 1.015 | Not Detected | mg/L | 0.002 | 0.005 | U |
| * Lead, Dissolved | 3/26/20 12:41 | 3/27/20 13:54 | | 1.015 | Not Detected | mg/L | 0.001 | 0.005 | U |
| * Molybdenum, Dissolved | 3/26/20 12:41 | 3/27/20 13:54 | | 1.015 | Not Detected | mg/L | 0.002 | 0.01 | U |
| * Selenium, Dissolved | 3/26/20 12:41 | 3/27/20 13:54 | | 1.015 | Not Detected | mg/L | 0.002 | 0.01 | U |
| * Thallium, Dissolved | 3/26/20 12:41 | 3/27/20 13:54 | | 1.015 | Not Detected | mg/L | 0.0002 | 0.001 | U |
| ***Analytical Method: EPA 245.1*** | ***Analyst: GAS*** | | | | | | | | |
| * Mercury, Dissolved by CVAA | 3/31/20 10:03 | 4/1/20 12:50 | | 1 | Not Detected | mg/L | 0.0003 | 0.0005 | U |
| ***Analytical Method: SM 2540C*** | ***Analyst: TJW*** | | | | | | | | |
| * Solids, Dissolved | 3/27/20 14:25 | 4/1/20 15:12 | | 1 | 264 | mg/L | | 25 | |
| ***Analytical Method: SM4500Cl E*** | ***Analyst: JCC*** | | | | | | | | |
| * Chloride | 3/30/20 11:15 | 3/30/20 11:15 | | 1 | 2.70 | mg/L | 0.50 | 1 | |
| ***Analytical Method: SM4500F G 2017*** | ***Analyst: JCC*** | | | | | | | | |
| * Fluoride | 3/30/20 13:17 | 3/30/20 13:17 | | 1 | 0.129 | mg/L | 0.06 | 0.1 | |
| ***Analytical Method: SM4500SO4 E*** | ***Analyst: JCC*** | | | | | | | | |
| * Sulfate | 4/1/20 11:16 | 4/1/20 11:16 | | 1 | 3.64 | mg/L | 0.50 | 1 | |
| ***Analytical Method: Field Measurements*** | ***Analyst: AWG*** | | | | | | | | |
| Conductivity | 3/25/20 11:37 | 3/25/20 11:37 | | | 435.93 | uS/cm | | | FA |
| pH | 3/25/20 11:37 | 3/25/20 11:37 | | | 7.24 | SU | | | FA |
| Temperature | 3/25/20 11:37 | 3/25/20 11:37 | | | 19.31 | C | | | FA |
| Turbidity | 3/25/20 11:37 | 3/25/20 11:37 | | | 44.7 | NTU | | | FA |

MDL's and RL's are adjusted for sample dilution, as applicable

**Comments:** The client submitted filtered samples for dissolved analysis, but no MB or LCS were submitted. Therefore, dissolved data is qualified.
LBM 4/13/2020

Reported: 4/14/2020
Version: 3.1
COA_CCR

Alabama Power
General Test Laboratory
744 County Road 87, GSC #8
Calera, AL 35040

# Batch QC Summary

Alabama Power

**Customer Account:** WMWGORAP
**Sample Date:** 3/25/20 11:42
**Customer ID:**
**Delivery Date:** 3/26/20 11:13

**Description**: Gorgas Ash Pond - MW-26H DIS

**Laboratory ID Number:** BA05871

| Sample | Analysis | Units | MB | MB Limit | Spike | MS | MSD | Standard | Standard Limit | Rec | Rec Limit | Prec | Prec Limit |
|---|---|---|---|---|---|---|---|---|---|---|---|---|---|
| BA05871 | Lithium, Dissolved | mg/L | 0.0000749 | 0.0154 | 0.20 | 0.311 | 0.314 | 0.197 | 0.17 to 0.23 | 109 | 70 to 130 | 0.960 | 20 |
| BA05871 | Boron, Dissolved | mg/L | 0.00203 | 0.0650254 | 1.00 | 1.04 | 1.06 | 1.01 | 0.85 to 1.15 | 104 | 70 to 130 | 1.90 | 20 |
| BA05871 | Lead, Dissolved | mg/L | 0.00000458 | 0.0001474 | 0.10 | 0.0981 | 0.0984 | 0.0998 | 0.085 to 0.115 | 98.1 | 70 to 130 | 0.305 | 20 |
| BA05871 | Cadmium, Dissolved | mg/L | 0.0000112 | 0.0001474 | 0.10 | 0.0959 | 0.0981 | 0.0992 | 0.085 to 0.115 | 95.9 | 70 to 130 | 2.27 | 20 |
| BA05871 | Chromium, Dissolved | mg/L | -0.00000597 | 0.00044 | 0.10 | 0.0985 | 0.0991 | 0.102 | 0.085 to 0.115 | 98.5 | 70 to 130 | 0.607 | 20 |
| BA05871 | Antimony, Dissolved | mg/L | 0.000215 | 0.00066 | 0.10 | 0.0911 | 0.0919 | 0.0907 | 0.085 to 0.115 | 91.1 | 70 to 130 | 0.874 | 20 |
| BA05871 | Selenium, Dissolved | mg/L | 0.0000619 | 0.00066 | 0.10 | 0.101 | 0.103 | 0.102 | 0.085 to 0.115 | 101 | 70 to 130 | 1.96 | 20 |
| BA05871 | Beryllium, Dissolved | mg/L | 0.0000303 | 0.00088 | 0.10 | 0.0923 | 0.0914 | 0.0918 | 0.085 to 0.115 | 92.3 | 70 to 130 | 0.980 | 20 |
| BA05871 | Thallium, Dissolved | mg/L | -0.00000316 | 0.0001474 | 0.10 | 0.100 | 0.0998 | 0.102 | 0.085 to 0.115 | 100 | 70 to 130 | 0.200 | 20 |
| BA05871 | Mercury, Dissolved by | mg/L | -0.0000329 | 0.0005 | 0.004 | 0.00426 | 0.00421 | 0.00422 | 0.0034 to 0.0046 | 106 | 70 to 130 | 1.18 | 20 |
| BA05871 | Molybdenum, Dissolved | mg/L | 0.00000193 | 0.0001474 | 0.10 | 0.0973 | 0.0971 | 0.0989 | 0.085 to 0.115 | 97.3 | 70 to 130 | 0.206 | 20 |
| BA05871 | Calcium, Dissolved | mg/L | -0.0187 | 0.1518 | 5.00 | 33.0 | 33.1 | 5.11 | 4.25 to 5.75 | 102 | 70 to 130 | 0.303 | 20 |
| BA05871 | Cobalt, Dissolved | mg/L | -0.00000152 | 0.0001474 | 0.10 | 0.0948 | 0.0961 | 0.1000 | 0.085 to 0.115 | 94.8 | 70 to 130 | 1.36 | 20 |
| BA05871 | Arsenic, Dissolved | mg/L | -0.00000717 | 0.0001474 | 0.10 | 0.102 | 0.104 | 0.103 | 0.085 to 0.115 | 102 | 70 to 130 | 1.94 | 20 |
| BA05871 | Barium, Dissolved | mg/L | 0.0000512 | 0.0002 | 0.10 | 0.883 | 0.889 | 0.0932 | 0.085 to 0.115 | 86.0 | 70 to 130 | 0.677 | 20 |

**Comments:** The client submitted filtered samples for dissolved analysis, but no MB or LCS were submitted. Therefore, dissolved data is qualified.
LBM 4/13/2020

Reported: 4/14/2020
Version: 3.1
COA_CCR

Alabama Power
General Test Laboratory
744 County Road 87, GSC #8
Calera, AL 35040

Alabama Power

# Batch QC Summary

**Customer Account:** WMWGORAP
**Sample Date:** 3/25/20 11:42
**Customer ID:**
**Delivery Date:** 3/26/20 11:13

**Description:** Gorgas Ash Pond - MW-26H DIS

**Laboratory ID Number:** BA05871

| Sample | Analysis | Units | MB | MB Limit | Spike | MS | Sample Duplicate | Standard | Standard Limit | Rec | Rec Limit | Prec | Prec Limit |
|---|---|---|---|---|---|---|---|---|---|---|---|---|---|
| BA05871 | Chloride | mg/L | 0.0144 | 0.50 | 10.0 | 12.7 | 2.61 | 10.0 | 9 to 11 | 100 | 80 to 120 | 3.39 | 20 |
| BA05871 | Sulfate | mg/L | -0.385 | 0.50 | 20.0 | 22.4 | 3.73 | 19.9 | 18 to 22 | 93.8 | 80 to 120 | 2.44 | 20 |
| BA05861 | Solids, Dissolved | mg/L | 0.0000 | 25 | | | 796 | 49.0 | 40 to 60 | | | 3.78 | 5 |
| BA05871 | Fluoride | mg/L | 0.00546 | 0.05 | 2.50 | 2.69 | 0.128 | 2.56 | 2.25 to 2.75 | 102 | 80 to 120 | 0.778 | 20 |

**Comments:** The client submitted filtered samples for dissolved analysis, but no MB or LCS were submitted. Therefore, dissolved data is qualified.
LBM 4/13/2020

Reported: 4/14/2020
Version: 3.1
COA_CCR

Alabama Power
General Test Laboratory
744 County Road 87, GSC #8
Calera, AL 35040
(205) 664-6001

# *Definitions*

Alabama Power

| Abbreviation | Description |
|---|---|
| DF | Dilution Factor |
| LCS | Lab Control Sample |
| LFM | Lab Fortified Matrix |
| MB | Method Blank |
| MDL | Method Detection Limit; minimum concentration of an analyte that can be determined with 99% confidence that the concentration is greater than zero. |
| MS | Matrix Spike |
| MSD | Matrix Spike Duplicate |
| Prec | Precision (% RPD) |
| Q | Qualifier; comment used to note deviations or additional information associated with analytical results. |
| QC | Quality Control |
| Rec | Recovery of Matrix Spike |
| RL | Reporting Limit; lowest concentration at which an analyte can be quantitatively measured. |
| Vio Spec | Violation Specification; regulatory limit which has been exceeded by the sample analyzed. |

| Qualifier | Description |
|---|---|
| FA | Field results were reviewed by the Water Field Group. |
| J | Reported value is an estimate because concentration is less than reporting limit. |
| U | Compound was analyzed, but not detected. |

# Chain of Custody
## Groundwater
APC General Testing Laboratory

☑ Field Complete ☐ Outside Lab
☑ Lab Complete

Lab ETA: 03/19/2020 09:00

| | | | |
|---|---|---|---|
| Requested Complete Date | Routine | Results To | Dustin Brooks, Greg Dyer |
| Site Representative | John Pate | Requested By | Greg Dyer |
| Collector | TJ Daugherty | Location | Gorgas Ash Pond |

| Bottles | | | | | | | | | | | | | |
|---|---|---|---|---|---|---|---|---|---|---|---|---|---|
| 1 | Metals | 500 mL | 3 | TDS | 500 mL | 5 | N/A | N/A | 7 | N/A | N/A |
| 2 | Hg | 250 mL | 4 | Anions | 250 mL | 6 | N/A | N/A | 8 | N/A | N/A |

Comments: Dissolved set collected at MW-7

| Sample # | Date | Time | Bottle Count | Description | Lab Filter | Lab Id |
|---|---|---|---|---|---|---|
| MW-6S | 3/17/20 | 11:30 | 4 | Groundwater | | BA05412 |
| MW-6S Dup | 03/17/2020 | 11:30 | 4 | Sample Duplicate | | BA05413 |
| MW-6D | 03/17/2020 | 12:40 | 4 | Groundwater | | BA05414 |
| MW-23H | 03/17/2020 | 13:53 | 4 | Groundwater | | BA05415 |
| MW-7 | 03/17/2020 | 17:07 | 4 | Groundwater | | BA05416 |
| MW-7 Dis | 03/17/2020 | 17:07 | 4 | Groundwater | | BA05417 |
| MW-41HD | 03/18/2020 | 09:40 | 4 | Groundwater | | BA05418 |
| MW-24H | 03/18/2020 | 10:35 | 4 | Groundwater | | BA05419 |
| MW-8 | 03/18/2020 | 11:43 | 4 | Groundwater | | BA05420 |
| MW-12 | 03/18/2020 | 14:20 | 4 | Groundwater | | BA05421 |
| MW-18 | 03/18/2020 | 16:32 | 4 | Groundwater | | BA05422 |
| | | | | | | |
| | | | | | | |
| | | | | | | |
| | | | | | | |
| | | | | | | |
| | | | | | | |
| | | | | | | |
| | | | | | | |
| | | | | | | |
| | | | | | | |

| Relinquished By | Received By | Date/Time |
|---|---|---|
| | | 03/19/2020 09:02 |
| | | |
| | | |

| | | | |
|---|---|---|---|
| SmarTroll ID | 7586-41444-5-3 | All metals and radiological bottles have pH < 2 | ☑ |
| Turbidity ID | 4677-23342-4-1 | Cooler Temp | 0.0 degrees C |
| Sample Event | 1268 | Thermometer ID | 5408-27568-2-2 |
| | | pH Strip ID | 7901-43572-2-1 |

# Chain of Custody
## Groundwater
APC General Testing Laboratory

☑ Field Complete ☐ Outside Lab
☑ Lab Complete

Lab ETA: 03/19/2020 10:00

| | | | |
|---|---|---|---|
| Requested Complete Date | Routine | Results To | Dustin Brooks, Greg Dyer |
| Site Representative | John Pate | Requested By | Greg Dyer |
| Collector | Dallas Gentry | Location | Gorgas Ash Pond |

Bottles

| | | | | | | | | | | | |
|---|---|---|---|---|---|---|---|---|---|---|---|
| 1 | Metals | 500 mL | 3 | TDS | 500 mL | 5 | N/A | N/A | 7 | N/A | N/A |
| 2 | Hg | 250 mL | 4 | Anions | 250 mL | 6 | N/A | N/A | 8 | N/A | N/A |

Comments:

| Sample # | Date | Time | Bottle Count | Description | Lab Filter | Lab Id |
|---|---|---|---|---|---|---|
| MW-17 | 3/16/20 | 13:41 | 4 | Groundwater | | BA05401 |
| MW-28H | 03/16/2020 | 14:57 | 4 | Groundwater | | BA05402 |
| FB-1 | 03/16/2020 | 16:15 | 4 | Field Blank | | BA05403 |
| MW-34HO | 03/16/2020 | 16:52 | 4 | Groundwater | | BA05404 |
| MW-35HO | 03/17/2020 | 09:04 | 4 | Groundwater | | BA05405 |
| MW-36H | 03/17/2020 | 11:45 | 4 | Groundwater | | BA05406 |
| MW-33HO | 03/17/2020 | 13:48 | 4 | Groundwater | | BA05407 |
| MW-30HA | 03/18/2020 | 09:35 | 4 | Groundwater | | BA05408 |
| MW-15V | 03/18/2020 | 11:58 | 4 | Groundwater | | BA05409 |
| MW-15 | 03/18/2020 | 14:03 | 4 | Groundwater | | BA05410 |
| MW-21 | 03/18/2020 | 15:50 | 4 | Groundwater | | BA05411 |
| | | | | | | |
| | | | | | | |
| | | | | | | |
| | | | | | | |
| | | | | | | |
| | | | | | | |
| | | | | | | |
| | | | | | | |
| | | | | | | |
| | | | | | | |

| Relinquished By | Received By | Date/Time |
|---|---|---|
| | | 03/19/2020 09:03 |
| | | |
| | | |

| | | | |
|---|---|---|---|
| SmarTroll ID | 7586-41446-5-5 | All metals and radiological bottles have pH < 2 | ☑ |
| Turbidity ID | 7081-38476-1-1 | Cooler Temp | 0.5 degrees C |
| Sample Event | 1268 | Thermometer ID | 5408-27568-2-2 |
| | | pH Strip ID | 7901-43572-2-1 |

# Chain of Custody
## Groundwater
APC General Testing Laboratory

☑ Field Complete ☐ Outside Lab
☑ Lab Complete

Lab ETA: 03/19/2020 09:09

| | | | |
|---|---|---|---|
| Requested Complete Date | Routine | Results To | Dustin Brooks, Greg Dyer |
| Site Representative | John Pate | Requested By | Greg Dyer |
| Collector | Anthony Goggins | Location | Gorgas Ash Pond |

Bottles

| | | | | | | | | | | | |
|---|---|---|---|---|---|---|---|---|---|---|---|
| 1 | Metals | 500 mL | 3 | TDS | 500 mL | 5 | N/A | N/A | 7 | N/A | N/A |
| 2 | Hg | 250 mL | 4 | Anions | 250 mL | 6 | N/A | N/A | 8 | N/A | N/A |

Comments:

| Sample # | Date | Time | Bottle Count | Description | Lab Filter | Lab Id |
|---|---|---|---|---|---|---|
| FB-4 | 3/18/20 | 13:45 | 4 | Field Blank | | BA05423 |
| MW-31H | 03/18/2020 | 14:35 | 4 | Groundwater | | BA05424 |
| | | | | | | |
| | | | | | | |
| | | | | | | |
| | | | | | | |
| | | | | | | |
| | | | | | | |
| | | | | | | |
| | | | | | | |
| | | | | | | |
| | | | | | | |
| | | | | | | |
| | | | | | | |
| | | | | | | |
| | | | | | | |
| | | | | | | |
| | | | | | | |
| | | | | | | |

| Relinquished By | Received By | Date/Time |
|---|---|---|
| | | 03/19/2020 09:11 |
| | | |
| | | |

| | | | |
|---|---|---|---|
| SmarTroll ID | 7586-41442-5-1 | All metals and radiological bottles have pH < 2 | ☑ |
| Turbidity ID | 5160-25211-1-1 | Cooler Temp | 0.0 degrees C |
| Sample Event | 1268 | Thermometer ID | 5408-27568-2-2 |
| | | pH Strip ID | 7901-43572-2-1 |

# Chain of Custody
## Groundwater
APC General Testing Laboratory

☑ Field Complete ☐ Outside Lab
☑ Lab Complete

Lab ETA: 03/26/2020 10:00

| | | | |
|---|---|---|---|
| Requested Complete Date | Routine | Results To | Dustin Brooks, Greg Dyer |
| Site Representative | John Pate | Requested By | Greg Dyer |
| Collector | TJ Daugherty | Location | Gorgas Ash Pond |

Bottles

| | | | | | | | | | | | |
|---|---|---|---|---|---|---|---|---|---|---|---|
| 1 | Metals | 500 mL | 3 | TDS | 500 mL | 5 | N/A | N/A | 7 | N/A | N/A |
| 2 | Hg | 250 mL | 4 | Anions | 250 mL | 6 | N/A | N/A | 8 | N/A | N/A |

Comments:

| Sample # | Date | Time | Bottle Count | Description | Lab Filter | Lab Id |
|---|---|---|---|---|---|---|
| MW-9V | 03/23/2020 | 16:05 | 4 | Groundwater | | BA05846 |
| MW-42H | 03/24/2020 | 08:50 | 4 | Groundwater | | BA05847 |
| MW-42H Dup | 03/24/2020 | 08:50 | 4 | Sample Duplicate | | BA05848 |
| MW-38H | 03/24/2020 | 10:55 | 4 | Groundwater | | BA05849 |
| MW-19 | 03/24/2020 | 14:25 | 4 | Groundwater | | BA05850 |
| EB-1 | 03/24/2020 | 14:50 | 4 | Equipment Blank | | BA05851 |
| MW-29H | 03/25/2020 | 10:08 | 4 | Groundwater | | BA05852 |
| MW-17V | 03/25/2020 | 12:38 | 4 | Groundwater | | BA05853 |
| FB-2 | 03/25/2020 | 13:20 | 4 | Field Blank | | BA05854 |
| | | | | | | |
| | | | | | | |
| | | | | | | |
| | | | | | | |
| | | | | | | |
| | | | | | | |
| | | | | | | |
| | | | | | | |
| | | | | | | |
| | | | | | | |
| | | | | | | |

| Relinquished By | Received By | Date/Time |
|---|---|---|
| | | 03/26/2020 09:05 |
| | | |
| | | |

| | |
|---|---|
| SmarTroll ID | 7586-41444-5-3 |
| Turbidity ID | 4677-23342-4-1 |
| Sample Event | 1268 |

All metals and radiological bottles have pH < 2 ☑

| | |
|---|---|
| Cooler Temp | 0.0 degrees C |
| Thermometer ID | 5408-27568-2-2 |
| pH Strip ID | 7901-43572-2-1 |

Bottles/Pre-Preserved Bottles are provided by the GTL

# Chain of Custody
## Groundwater
APC General Testing Laboratory

☑ Field Complete ☐ Outside Lab
☑ Lab Complete

Lab ETA: 03/26/2020 10:00

| | | | |
|---|---|---|---|
| Requested Complete Date | Routine | Results To | Dustin Brooks, Greg Dyer |
| Site Representative | John Pate | Requested By | Greg Dyer |
| Collector | Dallas Gentry | Location | Gorgas Ash Pond |

Bottles

| | | | | | | | | | | | |
|---|---|---|---|---|---|---|---|---|---|---|---|
| 1 | Metals | 500 mL | 3 | TDS | 500 mL | 5 | N/A | N/A | 7 | N/A | N/A |
| 2 | Hg | 250 mL | 4 | Anions | 250 mL | 6 | N/A | N/A | 8 | N/A | N/A |

Comments: Dissolved set collected on MW-12V.
1mL of HNO3 (#7111-38602-4-1) added to MW-43HO Hg bottle by LBM 3/26/20 @ 1030. LBM 3/26/20

| Sample # | Date | Time | Bottle Count | Description | Lab Filter | Lab Id |
|---|---|---|---|---|---|---|
| MW-21V | 03/23/2020 | 17:14 | 4 | Groundwater | | BA05855 |
| MW-12V | 03/24/2020 | 11:32 | 4 | Groundwater | | BA05856 |
| MW-12V dis | 03/24/2020 | 11:32 | 4 | Groundwater | | BA05857 |
| MW-25HA | 03/24/2020 | 13:10 | 4 | Groundwater | | BA05858 |
| MW-2 | 03/25/2020 | 08:32 | 4 | Groundwater | | BA05859 |
| MW-43HO | 03/25/2020 | 10:00 | 4 | Groundwater | | BA05860 |
| PZ-18 | 03/25/2020 | 11:53 | 4 | Groundwater | | BA05861 |
| PZ-18 dup | 03/25/2020 | 11:53 | 4 | Sample Duplicate | | BA05862 |
| MW-18V | 03/25/2020 | 13:00 | 4 | Groundwater | | BA05863 |
| | | | | | | |
| | | | | | | |
| | | | | | | |
| | | | | | | |
| | | | | | | |
| | | | | | | |
| | | | | | | |
| | | | | | | |
| | | | | | | |
| | | | | | | |
| | | | | | | |

| Relinquished By | Received By | Date/Time |
|---|---|---|
| Dallas Gentry | Laura Mabry | 03/26/2020 09:06 |
| | | |
| | | |

| | | | |
|---|---|---|---|
| SmarTroll ID | 7586-41446-5-5 | All metals and radiological bottles have pH < 2 | ☑ |
| Turbidity ID | 7081-38476-1-1 | Cooler Temp | 0.2 degrees C |
| Sample Event | 1268 | Thermometer ID | 5408-27568-2-2 |
| | | pH Strip ID | 7901-43572-2-1 |

Bottles/Pre-Preserved Bottles are provided by the GTL

# Chain of Custody
## Groundwater
APC General Testing Laboratory

☑ Field Complete ☐ Outside Lab
☑ Lab Complete

Lab ETA: 03/26/2020 09:00

| | | | |
|---|---|---|---|
| Requested Complete Date | Routine | Results To | Dustin Brooks, Greg Dyer |
| Site Representative | John Pate | Requested By | Greg Dyer |
| Collector | Anthony Goggins | Location | Gorgas Ash Pond |

| Bottles | | | | | | | | | | | | | |
|---|---|---|---|---|---|---|---|---|---|---|---|---|---|
| 1 | Metals | 500 mL | 3 | TDS | 500 mL | 5 | N/A | N/A | 7 | N/A | N/A |
| 2 | Hg | 250 mL | 4 | Anions | 250 mL | 6 | N/A | N/A | 8 | N/A | N/A |

Comments: Field filtered set collected MW-26H

| Sample # | Date | Time | Bottle Count | Description | Lab Filter | Lab Id |
|---|---|---|---|---|---|---|
| MW-32H | 03/24/2020 | 10:20 | 4 | Groundwater | | BA05864 |
| FB-3 | 03/24/2020 | 11:25 | 4 | Field Blank | | BA05865 |
| PZ-22 | 03/24/2020 | 11:40 | 4 | Groundwater | | BA05866 |
| PZ-22DUP | 03/24/2020 | 11:40 | 4 | Sample Duplicate | | BA05867 |
| PZ-16 | 03/24/2020 | 12:48 | 4 | Groundwater | | BA05868 |
| MW-16D | 03/24/2020 | 13:45 | 4 | Groundwater | | BA05869 |
| MW-26H | 03/25/2020 | 11:42 | 4 | Groundwater | | BA05870 |
| MW-26H Dis | 03/25/2020 | 11:42 | 4 | Groundwater | | BA05871 |
| | | | | | | |
| | | | | | | |
| | | | | | | |
| | | | | | | |
| | | | | | | |
| | | | | | | |
| | | | | | | |
| | | | | | | |
| | | | | | | |
| | | | | | | |
| | | | | | | |
| | | | | | | |

| Relinquished By | Received By | Date/Time |
|---|---|---|
| | | 03/26/2020 09:18 |
| | | |
| | | |

| | | | |
|---|---|---|---|
| SmarTroll ID | 7586-41442-5-1 | All metals and radiological bottles have pH < 2 | ☑ |
| Turbidity ID | 5160-26211-1-1 | Cooler Temp | 0.0 degrees C |
| Sample Event | 1268 | Thermometer ID | 5408-27568-2-2 |
| | | pH Strip ID | 7901-43572-2-1 |

Bottles/Pre-Preserved Bottles are provided by the GTL

# Chain of Custody
## Groundwater
APC General Testing Laboratory

☑ Field Complete ☑ Outside Lab
☑ Lab Complete

Lab ETA: 03/19/2020 09:00

| | | | |
|---|---|---|---|
| Requested Complete Date | Routine | Results To | Dustin Brooks, Greg Dyer |
| Site Representative | John Pate | Requested By | Greg Dyer |
| Collector | TJ Daugherty | Location | Gorgas Ash Pond |

Bottles

| | | | | | | | | | | | |
|---|---|---|---|---|---|---|---|---|---|---|---|
| 1 | Radium | 1 L | 3 | N/A | N/A | 5 | N/A | N/A | 7 | N/A | N/A |
| 2 | N/A | N/A | 4 | N/A | N/A | 6 | N/A | N/A | 8 | N/A | N/A |

Comments: Dissolved set collected at MW-7. Radium MS/MSD collected at MW-6D

| Sample # | Date | Time | Bottle Count | Description | Lab Filter | Lab Id |
|---|---|---|---|---|---|---|
| MW-6S | 3/17/20 | 11:30 | 1 | Groundwater | | BA05436 |
| MW-6S Dup | 03/17/2020 | 11:30 | 1 | Sample Duplicate | | BA05437 |
| MW-6D | 03/17/2020 | 12:40 | 3 | Groundwater | | BA05438 |
| MW-23H | 03/17/2020 | 13:53 | 1 | Groundwater | | BA05439 |
| MW-7 | 03/17/2020 | 17:07 | 1 | Groundwater | | BA05440 |
| MW-7 Dis | 03/17/2020 | 17:07 | 1 | Groundwater | | BA05441 |
| MW-41HD | 03/18/2020 | 09:40 | 1 | Groundwater | | BA05442 |
| MW-24H | 03/18/2020 | 10:35 | 1 | Groundwater | | BA05443 |
| MW-8 | 03/18/2020 | 11:43 | 1 | Groundwater | | BA05444 |
| MW-12 | 03/18/2020 | 14:20 | 1 | Groundwater | | BA05445 |
| MW-18 | 03/18/2020 | 16:32 | 1 | Groundwater | | BA05446 |
| | | | | | | |
| | | | | | | |
| | | | | | | |
| | | | | | | |
| | | | | | | |
| | | | | | | |
| | | | | | | |
| | | | | | | |
| | | | | | | |
| | | | | | | |

| Relinquished By | Received By | Date/Time |
|---|---|---|
| | | 03/19/2020 09:02 |
| | | |
| | | |

| | | | |
|---|---|---|---|
| SmarTroll ID | 7586-41444-5-3 | All metals and radiological bottles have pH < 2 | ☑ |
| Turbidity ID | 4677-23342-4-1 | Cooler Temp | N/A |
| Sample Event | 1268 | Thermometer ID | N/A |
| | | pH Strip ID | 7901-43572-2-1 |

# Chain of Custody
## Groundwater
APC General Testing Laboratory

☑ Field Complete ☑ Lab Complete ☑ Outside Lab

Lab ETA: 03/19/2020 10:00

| | | | |
|---|---|---|---|
| Requested Complete Date | Routine | Results To | Dustin Brooks, Greg Dyer |
| Site Representative | John Pate | Requested By | Greg Dyer |
| Collector | Dallas Gentry | Location | Gorgas Ash Pond |

| Bottles | | | | | | | | | | | | | | | |
|---|---|---|---|---|---|---|---|---|---|---|---|---|---|---|---|
| | 1 | Radium | 1 L | 3 | N/A | N/A | 5 | N/A | N/A | 7 | N/A | N/A |
| | 2 | N/A | N/A | 4 | N/A | N/A | 6 | N/A | N/A | 8 | N/A | N/A |

Comments:

| Sample # | Date | Time | Bottle Count | Description | Lab Filter | Lab Id |
|---|---|---|---|---|---|---|
| MW-17 | 3/16/20 | 13:41 | 1 | Groundwater | | BA05425 |
| MW-28H | 03/16/2020 | 14:57 | 1 | Groundwater | | BA05426 |
| FB-1 | 03/16/2020 | 16:15 | 1 | Field Blank | | BA05427 |
| MW-34HO | 03/16/2020 | 16:52 | 1 | Groundwater | | BA05428 |
| MW-35HO | 03/17/2020 | 09:04 | 1 | Groundwater | | BA05429 |
| MW-36H | 03/17/2020 | 11:45 | 1 | Groundwater | | BA05430 |
| MW-33HO | 03/17/2020 | 13:48 | 1 | Groundwater | | BA05431 |
| MW-30HA | 03/18/2020 | 09:35 | 1 | Groundwater | | BA05432 |
| MW-15V | 03/18/2020 | 11:58 | 1 | Groundwater | | BA05433 |
| MW-15 | 03/18/2020 | 14:03 | 1 | Groundwater | | BA05434 |
| MW-21 | 03/18/2020 | 15:50 | 1 | Groundwater | | BA05435 |
| | | | | | | |
| | | | | | | |
| | | | | | | |
| | | | | | | |
| | | | | | | |
| | | | | | | |
| | | | | | | |
| | | | | | | |
| | | | | | | |
| | | | | | | |

| Relinquished By | Received By | Date/Time |
|---|---|---|
| [signature] | [signature] | 03/19/2020 09:03 |
| | | |
| | | |

| | | | |
|---|---|---|---|
| SmarTroll ID | 7586-41446-5-5 | All metals and radiological bottles have pH < 2 | ☑ |
| Turbidity ID | 7081-38476-1-1 | Cooler Temp | N/A |
| Sample Event | 1268 | Thermometer ID | N/A |
| | | pH Strip ID | 7901-43572-2-1 |

# Chain of Custody
## Groundwater
APC General Testing Laboratory

☑ Field Complete ☑ Lab Complete ☑ Outside Lab

Lab ETA: 03/19/2020 09:09

| | | | |
|---|---|---|---|
| Requested Complete Date | Routine | Results To | Dustin Brooks, Greg Dyer |
| Site Representative | John Pate | Requested By | Greg Dyer |
| Collector | Anthony Goggins | Location | Gorgas Ash Pond |

| Bottles | | | | | | | | | | | | | | | |
|---|---|---|---|---|---|---|---|---|---|---|---|---|---|---|---|
| 1 | Radium | 1 L | 3 | N/A | N/A | 5 | N/A | N/A | 7 | N/A | N/A |
| 2 | N/A | N/A | 4 | N/A | N/A | 6 | N/A | N/A | 8 | N/A | N/A |

Comments:

| Sample # | Date | Time | Bottle Count | Description | Lab Filter | Lab Id |
|---|---|---|---|---|---|---|
| FB-4 | 3/18/20 | 13:45 | 1 | Field Blank | | BA05447 |
| MW-31H | 03/18/2020 | 14:35 | 1 | Groundwater | | BA05448 |
| | | | | | | |
| | | | | | | |
| | | | | | | |
| | | | | | | |
| | | | | | | |
| | | | | | | |
| | | | | | | |
| | | | | | | |
| | | | | | | |
| | | | | | | |
| | | | | | | |
| | | | | | | |
| | | | | | | |
| | | | | | | |
| | | | | | | |
| | | | | | | |
| | | | | | | |

| Relinquished By | Received By | Date/Time |
|---|---|---|
| | | 03/19/2020 09:11 |
| | | |
| | | |

| | | | |
|---|---|---|---|
| SmarTroll ID | 7586-41442-5-1 | All metals and radiological bottles have pH < 2 | ☐ |
| Turbidity ID | 5160-25211-1-1 | Cooler Temp | N/A |
| Sample Event | 1268 | Thermometer ID | N/A |
| | | pH Strip ID | 7901-43572-2-1 |

# Chain of Custody
## Groundwater
APC General Testing Laboratory

☑ Field Complete ☑ Lab Complete ☑ Outside Lab

Lab ETA: 03/26/2020 10:00

| | | | |
|---|---|---|---|
| Requested Complete Date | Routine | Results To | Dustin Brooks, Greg Dyer |
| Site Representative | John Pate | Requested By | Greg Dyer |
| Collector | Dallas Gentry | Location | Gorgas Ash Pond |

| Bottles | | | | | | | | | | | | | | | |
|---|---|---|---|---|---|---|---|---|---|---|---|---|---|---|---|
| | 1 | Radium | 1 L | 3 | N/A | N/A | 5 | N/A | N/A | 7 | N/A | N/A |
| | 2 | N/A | N/A | 4 | N/A | N/A | 6 | N/A | N/A | 8 | N/A | N/A |

Comments: Dissolved set collected on MW-12V. Rad MS/MSD collected at MW-25HA.

| Sample # | Date | Time | Bottle Count | Description | Lab Filter | Lab Id |
|---|---|---|---|---|---|---|
| MW-21V | 03/23/2020 | 17:14 | 1 | Groundwater | | BA05581 |
| MW-12V | 03/24/2020 | 11:32 | 1 | Groundwater | | BA05582 |
| MW-12V dis | 03/24/2020 | 11:32 | 1 | Groundwater | | BA05583 |
| MW-25HA | 03/24/2020 | 13:10 | 3 | Groundwater | | BA05584 |
| MW-2 | 03/25/2020 | 08:32 | 1 | Groundwater | | BA05585 |
| MW-43HO | 03/25/2020 | 10:00 | 1 | Groundwater | | BA05586 |
| PZ-18 | 03/25/2020 | 11:53 | 1 | Groundwater | | BA05587 |
| PZ-18 dup | 03/25/2020 | 11:53 | 1 | Sample Duplicate | | BA05588 |
| MW-18V | 03/25/2020 | 13:00 | 1 | Groundwater | | BA05589 |
| | | | | | | |
| | | | | | | |
| | | | | | | |
| | | | | | | |
| | | | | | | |
| | | | | | | |
| | | | | | | |
| | | | | | | |
| | | | | | | |
| | | | | | | |
| | | | | | | |

| Relinquished By | Received By | Date/Time |
|---|---|---|
| Dallas Gentry | Laura Miller | 03/26/2020 09:05 |
| | | |
| | | |

| | | | |
|---|---|---|---|
| SmarTroll ID | 7586-41446-5-5 | All metals and radiological bottles have pH < 2 | ☑ |
| Turbidity ID | 7081-38476-1-1 | Cooler Temp | N/A |
| Sample Event | 1268 | Thermometer ID | N/A |
| | | pH Strip ID | 7901-43572-2-1 |

Bottles/Pre-Preserved Bottles are provided by the GTL

# Chain of Custody
## Groundwater
APC General Testing Laboratory

☑ Field Complete ☑ Lab Complete ☑ Outside Lab

Lab ETA: 03/26/2020 10:00

| | | | |
|---|---|---|---|
| Requested Complete Date | Routine | Results To | Dustin Brooks, Greg Dyer |
| Site Representative | John Pate | Requested By | Greg Dyer |
| Collector | TJ Daugherty | Location | Gorgas Ash Pond |

| Bottles | | | | | | | | | | | | | | | |
|---|---|---|---|---|---|---|---|---|---|---|---|---|---|---|---|
| | 1 | Radium | 1 L | 3 | N/A | N/A | 5 | N/A | N/A | 7 | N/A | N/A |
| | 2 | N/A | N/A | 4 | N/A | N/A | 6 | N/A | N/A | 8 | N/A | N/A |

Comments:

| Sample # | Date | Time | Bottle Count | Description | Lab Filter | Lab Id |
|---|---|---|---|---|---|---|
| MW-9V | 03/23/2020 | 16:05 | 1 | Groundwater | | BA05872 |
| MW-42H | 03/24/2020 | 08:50 | 1 | Groundwater | | BA05873 |
| MW-42H Dup | 03/24/2020 | 08:50 | 1 | Sample Duplicate | | BA05874 |
| MW-38H | 03/24/2020 | 10:55 | 1 | Groundwater | | BA05875 |
| MW-19 | 03/24/2020 | 14:25 | 1 | Groundwater | | BA05876 |
| EB-1 | 03/24/2020 | 14:50 | 1 | Equipment Blank | | BA05877 |
| MW-29H | 03/25/2020 | 10:08 | 1 | Groundwater | | BA05878 |
| MW-17V | 03/25/2020 | 12:38 | 1 | Groundwater | | BA05879 |
| FB-2 | 03/25/2020 | 13:20 | 1 | Field Blank | | BA05880 |
| | | | | | | |
| | | | | | | |
| | | | | | | |
| | | | | | | |
| | | | | | | |
| | | | | | | |
| | | | | | | |
| | | | | | | |
| | | | | | | |
| | | | | | | |
| | | | | | | |

| Relinquished By | Received By | Date/Time |
|---|---|---|
| | | 03/26/2020 09:05 |
| | | |
| | | |

| | |
|---|---|
| SmarTroll ID | 7586-41444-5-3 |
| Turbidity ID | 4677-23342-4-1 |
| Sample Event | 1268 |

All metals and radiological bottles have pH < 2 ☑

| | |
|---|---|
| Cooler Temp | N/A |
| Thermometer ID | N/A |
| pH Strip ID | 7901-43572-2-1 |

Bottles/Pre-Preserved Bottles are provided by the GTL

# Chain of Custody
## Groundwater
APC General Testing Laboratory

☑ Field Complete ☑ Lab Complete ☑ Outside Lab

Lab ETA: 03/26/2020 09:00

| | | | |
|---|---|---|---|
| Requested Complete Date | Routine | Results To | Dustin Brooks, Greg Dyer |
| Site Representative | John Pate | Requested By | Greg Dyer |
| Collector | Anthony Goggins | Location | Gorgas Ash Pond |

| Bottles | | | | | | | | | | | | | | | |
|---|---|---|---|---|---|---|---|---|---|---|---|---|---|---|---|
| | 1 | Radium | 1 L | 3 | N/A | N/A | 5 | N/A | N/A | 7 | N/A | N/A |
| | 2 | N/A | N/A | 4 | N/A | N/A | 6 | N/A | N/A | 8 | N/A | N/A |

Comments: Matrix Spike And Duplicate collected PZ-16; Field filtered set collected MW-26H

| Sample # | Date | Time | Bottle Count | Description | Lab Filter | Lab Id |
|---|---|---|---|---|---|---|
| MW-32H | 03/24/2020 | 10:20 | 1 | Groundwater | | BA05890 |
| FB-3 | 03/24/2020 | 11:25 | 1 | Field Blank | | BA05891 |
| PZ-22 | 03/24/2020 | 11:40 | 1 | Groundwater | | BA05892 |
| PZ-22DUP | 03/24/2020 | 11:40 | 1 | Sample Duplicate | | BA05893 |
| PZ-16 | 03/24/2020 | 12:48 | 3 | Groundwater | | BA05894 |
| MW-16D | 03/24/2020 | 13:45 | 1 | Groundwater | | BA05895 |
| MW-26H | 03/25/2020 | 11:42 | 1 | Groundwater | | BA05896 |
| MW-26H Dis | 03/25/2020 | 11:42 | 1 | Groundwater | | BA05897 |
| | | | | | | |
| | | | | | | |
| | | | | | | |
| | | | | | | |
| | | | | | | |
| | | | | | | |
| | | | | | | |
| | | | | | | |
| | | | | | | |
| | | | | | | |
| | | | | | | |
| | | | | | | |

| Relinquished By | Received By | Date/Time |
|---|---|---|
| | | 03/26/2020 09:17 |
| | | |
| | | |

| | | | |
|---|---|---|---|
| SmarTroll ID | 7586-41442-5-1 | All metals and radiological bottles have pH < 2 | ☑ |
| Turbidity ID | 5160-26211-1-1 | Cooler Temp | N/A |
| Sample Event | 1268 | Thermometer ID | N/A |
| | | pH Strip ID | 7901-43572-2-1 |

Bottles/Pre-Preserved Bottles are provided by the GTL

eurofins | Environment Testing TestAmerica

# ANALYTICAL REPORT

Eurofins TestAmerica, Pensacola
3355 McLemore Drive
Pensacola, FL 32514
Tel: (850)474-1001

Laboratory Job ID: 400-186042-1
Laboratory Sample Delivery Group: Gorgas Ash Pond 1268
Client Project/Site: CCR Plant Gorgas

For:
Alabama Power General Test Laboratory
744 County Rd 87
GSC #8
Calera, Alabama 35040

Attn: Laura Midkiff

Cheyenne R Whitmire

*Authorized for release by:*
*4/29/2020 5:08:54 PM*

Cheyenne Whitmire, Project Manager II
(850)471-6222
cheyenne.whitmire@testamericainc.com

LINKS

Review your project results through TotalAccess

Have a Question? Ask The Expert

Visit us at: www.testamericainc.com

*The test results in this report meet all 2003 NELAC and 2009 TNI requirements for accredited parameters, exceptions are noted in this report. This report may not be reproduced except in full, and with written approval from the laboratory. For questions please contact the Project Manager at the e-mail address or telephone number listed on this page.*

*This report has been electronically signed and authorized by the signatory. Electronic signature is intended to be the legally binding equivalent of a traditionally handwritten signature.*

*Results relate only to the items tested and the sample(s) as received by the laboratory.*

# Table of Contents

Cover Page . . . . . 1
Table of Contents . . . . . 2
Case Narrative . . . . . 3
Method Summary . . . . . 7
Sample Summary . . . . . 8
Client Sample Results . . . . . 9
Definitions . . . . . 59
Chronicle . . . . . 60
QC Association . . . . . 73
QC Sample Results . . . . . 77
Chain of Custody . . . . . 86
Receipt Checklists . . . . . 92
Certification Summary . . . . . 93

## Job ID: 400-186042-1

### Laboratory: Eurofins TestAmerica, Pensacola

**Narrative**

**Job Narrative**
**400-186042-1**

**RAD**

Method 9315: Radium-226 Prep Batch 160-466598. Any minimum detectable concentration (MDC), critical value (DLC), or Safe Drinking Water Act detection limit (SDWA DL) is sample-specific unless otherwise stated elsewhere in this narrative. Radiochemistry sample results are reported with the count date/time applied as the Activity Reference Date. BA05892 PZ-22 (400-186042-45), BA05893 PZ-22 DUP (400-186042-46), BA05894 PZ-16 (400-186042-47), BA05894 PZ-16 (400-186042-47[MS]), BA05894 PZ-16 (400-186042-47[MSD]), BA05895 MW-16D (400-186042-48), BA05896 MW-26H (400-186042-49), BA05897 MW-26H DIS (400-186042-50), (LCS 160-466598/1-A) and (MB 160-466598/21-A)

Method 9315: Radium-226 Prep Batch 160-466543. Any minimum detectable concentration (MDC), critical value (DLC), or Safe Drinking Water Act detection limit (SDWA DL) is sample-specific unless otherwise stated elsewhere in this narrative. Radiochemistry sample results are reported with the count date/time applied as the Activity Reference Date. BA05433 MW-15V (400-186042-9), BA05434 MW-15 (400-186042-10), BA05435 MW-21 (400-186042-11), BA05436 MW-6S (400-186042-12), BA05437 MW-6S DUP (400-186042-13), BA05438 MW-6D (400-186042-14), BA05438 MW-6D (400-186042-14[MS]), BA05438 MW-6D (400-186042-14[MSD]), BA05439 MW-23H (400-186042-15), BA05440 MW-7 (400-186042-16), BA05441 MW-7 DIS (400-186042-17), BA05442 MW-41HD (400-186042-18), BA05443 MW-24H (400-186042-19), BA05444 MW-8 (400-186042-20), BA05445 MW-12 (400-186042-21), BA05446 MW-18 (400-186042-22), BA05447 FB-4 (400-186042-23), BA05448 MW-31H (400-186042-24), BA05872 MW-9V (400-186042-25), BA05873 MW-42H (400-186042-26), (LCS 160-466543/1-A) and (MB 160-466543/22-A)

Method 9315: Radium-226 Prep Batch 160-466586. Any minimum detectable concentration (MDC), critical value (DLC), or Safe Drinking Water Act detection limit (SDWA DL) is sample-specific unless otherwise stated elsewhere in this narrative. Radiochemistry sample results are reported with the count date/time applied as the Activity Reference Date. BA05874 MW-42H DUP (400-186042-27), BA05875 MW-38H (400-186042-28), BA05876 MW-19 (400-186042-29), BA05877 EB-1 (400-186042-30), BA05878 MW-29H (400-186042-31), BA05879 MW-17V (400-186042-32), BA05880 FB-2 (400-186042-33), BA05881 MW-21V (400-186042-34), BA05882 MW-12V (400-186042-35), BA05883 MW-12V DIS (400-186042-36), BA05884 MW-25HA (400-186042-37), BA05884 MW-25HA (400-186042-37[MS]), BA05884 MW-25HA (400-186042-37[MSD]), BA05885 MW-2 (400-186042-38), BA05886 MW-43HO (400-186042-39), BA05887 PZ-18 (400-186042-40), BA05888 PZ-18 DUP (400-186042-41), BA05889 MW-18V (400-186042-42), BA05890 MW-32H (400-186042-43), BA05891 FB-3 (400-186042-44), (LCS 160-466586/1-A) and (MB 160-466586/22-A)

Methods 9315: Radium-226 Prep Batch 160-466701. Any minimum detectable concentration (MDC), critical value (DLC), or Safe Drinking Water Act detection limit (SDWA DL) is sample-specific unless otherwise stated elsewhere in this narrative. Radiochemistry sample results are reported with the count date/time applied as the Activity Reference Date. BA05425 MW-17 (400-186042-1), BA05426 MW-28H (400-186042-2), BA05427 FB-1 (400-186042-3), BA05428 MW-34HO (400-186042-4), BA05429 MW-35HO (400-186042-5), BA05430 MW-36H (400-186042-6), BA05431 MW-33HO (400-186042-7), BA05432 MW-30HA (400-186042-8), (LCS 160-466701/1-A), (MB 160-466701/20-A), (440-263721-A-1-A), (440-263721-A-1-B MS) and (440-263721-A-1-C MSD)

Method 9320: Radium-228 Prep Batch 160-466601. The detection goal was not met for the following sample due to the presence of matrix interferences: BA05896 MW-26H (400-186042-49). See prep NCM 160-193363. Analytical results are reported with the detection limit achieved.

Method 9320: Ra-228 Prep Batch 160-466601. Any minimum detectable concentration (MDC), critical value (DLC), or Safe Drinking Water Act detection limit (SDWA DL) is sample-specific unless otherwise stated elsewhere in this narrative. Radiochemistry sample results are reported with the count date/time applied as the Activity Reference Date. BA05892 PZ-22 (400-186042-45), BA05893 PZ-22 DUP (400-186042-46), BA05894 PZ-16 (400-186042-47), BA05894 PZ-16 (400-186042-47[MS]), BA05894 PZ-16 (400-186042-47[MSD]), BA05895 MW-16D (400-186042-48), BA05896 MW-26H (400-186042-49), BA05897 MW-26H DIS (400-186042-50), (LCS 160-466601/1-A) and (MB 160-466601/21-A)

Method 9320: Ra-228 Prep Batch 160-466588. The detection goal was not met for the following sample due to the presence of matrix interferences: BA05882 MW-12V (400-186042-35). See Prep NCM 160-193359. Analytical results are reported with the detection limit achieved.

Method 9320: Ra-228 Prep Batch 160-466588. The detection goal was not met for the following sample due to insufficient sample available for analysis: BA05884 MW-25HA (400-186042-37). See Prep NCM 160-193360. Analytical results are reported with the

## Job ID: 400-186042-1 (Continued)

### Laboratory: Eurofins TestAmerica, Pensacola (Continued)

detection limit achieved.

Method 9320: Ra-228 Prep Batch 160-466588. Any minimum detectable concentration (MDC), critical value (DLC), or Safe Drinking Water Act detection limit (SDWA DL) is sample-specific unless otherwise stated elsewhere in this narrative. Radiochemistry sample results are reported with the count date/time applied as the Activity Reference Date. BA05874 MW-42H DUP (400-186042-27), BA05875 MW-38H (400-186042-28), BA05876 MW-19 (400-186042-29), BA05877 EB-1 (400-186042-30), BA05878 MW-29H (400-186042-31), BA05879 MW-17V (400-186042-32), BA05880 FB-2 (400-186042-33), BA05881 MW-21V (400-186042-34), BA05882 MW-12V (400-186042-35), BA05883 MW-12V DIS (400-186042-36), BA05884 MW-25HA (400-186042-37), BA05884 MW-25HA (400-186042-37[MS]), BA05884 MW-25HA (400-186042-37[MSD]), BA05886 MW-43HO (400-186042-39), BA05887 PZ-18 (400-186042-40), BA05888 PZ-18 DUP (400-186042-41), BA05889 MW-18V (400-186042-42), BA05890 MW-32H (400-186042-43), BA05891 FB-3 (400-186042-44), (LCS 160-466588/1-A) and (MB 160-466588/22-A)

Methods 9320: Radium-228 Prep Batch 160-466705. The following batch contained a method blank (MB) that had activity above the MDC/RL. The LCS, MS and MSD were all within limits. The data has been reported with this narrative. BA05425 MW-17 (400-186042-1), BA05426 MW-28H (400-186042-2), BA05427 FB-1 (400-186042-3), BA05428 MW-34HO (400-186042-4), BA05429 MW-35HO (400-186042-5), BA05430 MW-36H (400-186042-6), BA05431 MW-33HO (400-186042-7), BA05432 MW-30HA (400-186042-8), (LCS 160-466705/1-A), (MB 160-466705/20-A), (440-263721-A-1-D), (440-263721-A-1-E MS) and (440-263721-A-1-F MSD)

Methods 9320: Ra-228 Prep Batch 160-466705. Any minimum detectable concentration (MDC), critical value (DLC), or Safe Drinking Water Act detection limit (SDWA DL) is sample-specific unless otherwise stated elsewhere in this narrative. Radiochemistry sample results are reported with the count date/time applied as the Activity Reference Date. BA05425 MW-17 (400-186042-1), BA05426 MW-28H (400-186042-2), BA05427 FB-1 (400-186042-3), BA05428 MW-34HO (400-186042-4), BA05429 MW-35HO (400-186042-5), BA05430 MW-36H (400-186042-6), BA05431 MW-33HO (400-186042-7), BA05432 MW-30HA (400-186042-8), (LCS 160-466705/1-A), (MB 160-466705/20-A), (440-263721-A-1-D), (440-263721-A-1-E MS) and (440-263721-A-1-F MSD)

Methods 9320: Radium-228 Prep Batch 160-466705. The detection goal was not met for the following samples due to insufficient sample available for analysis: BA05425 MW-17 (400-186042-1), BA05426 MW-28H (400-186042-2), BA05427 FB-1 (400-186042-3), BA05428 MW-34HO (400-186042-4), BA05429 MW-35HO (400-186042-5), BA05430 MW-36H (400-186042-6), BA05431 MW-33HO (400-186042-7), BA05432 MW-30HA (400-186042-8), (LCS 160-466705/1-A), (MB 160-466705/20-A), (440-263721-A-1-D), (440-263721-A-1-E MS) and (440-263721-A-1-F MSD). The samples were prepared at a reduced aliquot due to limited volume; see prep NCM 160-193431. Due to limited volume, Job 400-186042 Samples 1-8 are unable to be re-extracted. Analytical results are reported with the detection limit achieved.

Method 9320: Radium-228 Prep Batch 160-466585. The following sample did not meet the requested limit (RL) due to the reduced sample volume attributed to the presence of matrix interferences (see prep NCM 160-193346). The data have been reported with this narrative. BA05440 MW-7 (400-186042-16).

Method 9320: Radium-228 Prep Batch 160-466585. Any minimum detectable concentration (MDC), critical value (DLC), or Safe Drinking Water Act detection limit (SDWA DL) is sample-specific unless otherwise stated elsewhere in this narrative. Radiochemistry sample results are reported with the count date/time applied as the Activity Reference Date. BA05433 MW-15V (400-186042-9), BA05434 MW-15 (400-186042-10), BA05435 MW-21 (400-186042-11), BA05436 MW-6S (400-186042-12), BA05437 MW-6S DUP (400-186042-13), BA05438 MW-6D (400-186042-14), BA05438 MW-6D (400-186042-14[MS]), BA05438 MW-6D (400-186042-14[MSD]), BA05439 MW-23H (400-186042-15), BA05440 MW-7 (400-186042-16), BA05441 MW-7 DIS (400-186042-17), BA05442 MW-41HD (400-186042-18), BA05443 MW-24H (400-186042-19), BA05444 MW-8 (400-186042-20), BA05445 MW-12 (400-186042-21), BA05446 MW-18 (400-186042-22), BA05447 FB-4 (400-186042-23), BA05448 MW-31H (400-186042-24), BA05872 MW-9V (400-186042-25), BA05873 MW-42H (400-186042-26), (LCS 160-466585/1-A) and (MB 160-466585/22-A)

Method 9320: Radium-228 Prep Batch 160-468668. The Method Blank (MB) had activity above the RL and MDC. The LCS, LCSD and RER were within passing limits. The data has been reported with this narrative. BA05885 MW-2 (400-186042-38), (LCS 160-468668/1-A), (LCSD 160-468668/2-A) and (MB 160-468668/4-A)

Method 9320: Radium-228 Prep Batch 160-468668. The detection goal was not met for the following sample due to limited volume due to re-prep: BA05885 MW-2 (400-186042-38). Analytical results are reported with the detection limit achieved.

Method 9320: Ra-228 Prep Batch 160-468668. Any minimum detectable concentration (MDC), critical value (DLC), or Safe Drinking Water

## Job ID: 400-186042-1 (Continued)

### Laboratory: Eurofins TestAmerica, Pensacola (Continued)

Act detection limit (SDWA DL) is sample-specific unless otherwise stated elsewhere in this narrative. Radiochemistry sample results are reported with the count date/time applied as the Activity Reference Date. BA05885 MW-2 (400-186042-38), (LCS 160-468668/1-A), (LCSD 160-468668/2-A) and (MB 160-468668/4-A)

Method PrecSep_0: Radium 228 Prep Batch 160-466585. The following sample was prepared at a reduced aliquot due to cloudy appearance: BA05440 MW-7 (400-186042-16).

Method PrecSep_0: Radium 228 Prep Batch 160-466585. The following samples were prepared at a reduced aliquot due to limited volume: BA05433 MW-15V (400-186042-9), BA05434 MW-15 (400-186042-10), BA05435 MW-21 (400-186042-11), BA05436 MW-6S (400-186042-12), BA05437 MW-6S DUP (400-186042-13), BA05438 MW-6D (400-186042-14), BA05438 MW-6D (400-186042-14[MS]), BA05438 MW-6D (400-186042-14[MSD]), BA05439 MW-23H (400-186042-15), BA05440 MW-7 (400-186042-16), BA05441 MW-7 DIS (400-186042-17), BA05442 MW-41HD (400-186042-18), BA05443 MW-24H (400-186042-19), BA05444 MW-8 (400-186042-20), BA05445 MW-12 (400-186042-21), BA05446 MW-18 (400-186042-22), BA05447 FB-4 (400-186042-23), BA05448 MW-31H (400-186042-24), BA05872 MW-9V (400-186042-25) and BA05873 MW-42H (400-186042-26).

Method PrecSep_0: Radium 228 Prep Batch 160-466588. The following sample was prepared at a reduced aliquot due to slight black discoloration and cloudy appearance: BA05882 MW-12V (400-186042-35).

Method PrecSep_0: Radium 228 Prep Batch 160-466588. The following samples were prepared at a reduced aliquot due to limited volume: BA05874 MW-42H DUP (400-186042-27), BA05875 MW-38H (400-186042-28), BA05876 MW-19 (400-186042-29), BA05877 EB-1 (400-186042-30), BA05878 MW-29H (400-186042-31), BA05879 MW-17V (400-186042-32), BA05880 FB-2 (400-186042-33), BA05881 MW-21V (400-186042-34), BA05882 MW-12V (400-186042-35), BA05883 MW-12V DIS (400-186042-36), BA05884 MW-25HA (400-186042-37), BA05884 MW-25HA (400-186042-37[MS]), BA05884 MW-25HA (400-186042-37[MSD]), BA05885 MW-2 (400-186042-38), BA05886 MW-43HO (400-186042-39), BA05887 PZ-18 (400-186042-40), BA05888 PZ-18 DUP (400-186042-41), BA05889 MW-18V (400-186042-42), BA05890 MW-32H (400-186042-43) and BA05891 FB-3 (400-186042-44).

Method PrecSep_0: Radium 228 Prep Batch 160-466601. The following sample was prepared at a reduced aliquot due to cloudy appearance: BA05896 MW-26H (400-186042-49).

Method PrecSep_0: Radium 228 Prep Batch 160-466601. The following samples were prepared at a reduced aliquot due to limited volume: BA05892 PZ-22 (400-186042-45), BA05893 PZ-22 DUP (400-186042-46), BA05894 PZ-16 (400-186042-47), BA05894 PZ-16 (400-186042-47[MS]), BA05894 PZ-16 (400-186042-47[MSD]), BA05895 MW-16D (400-186042-48), BA05896 MW-26H (400-186042-49) and BA05897 MW-26H DIS (400-186042-50).

Method PrecSep_0: Radium 228 Prep Batch 160-466705. The following samples were prepared at a reduced aliquot due to limited volume: BA05425 MW-17 (400-186042-1), BA05426 MW-28H (400-186042-2), BA05427 FB-1 (400-186042-3), BA05428 MW-34HO (400-186042-4), BA05429 MW-35HO (400-186042-5), BA05430 MW-36H (400-186042-6), BA05431 MW-33HO (400-186042-7) and BA05432 MW-30HA (400-186042-8).Samples 160-37701-31,32,34,35 have a yellow discoloration.

Method PrecSep_0: Radium 228 Prep batch 160-468668. Insufficient sample volume was available to perform a sample duplicate for the following sample: BA05885 MW-2 (400-186042-38). A laboratory control sample/ laboratory control sample duplicate (LCS/LCSD) were prepared instead to demonstrate batch precision.

Method PrecSep_0: Radium 228 Prep Batch 160-468668. The following sample was prepared at a reduced aliquot due to limited volume because of re-prep: BA05885 MW-2 (400-186042-38).

Method PrecSep-21: Radium 226 Prep Batch 160-466516. The following samples were prepared at a reduced aliquot due to limited volume: BA05425 MW-17 (400-186042-1), BA05426 MW-28H (400-186042-2), BA05427 FB-1 (400-186042-3), BA05428 MW-34HO (400-186042-4), BA05429 MW-35HO (400-186042-5), BA05430 MW-36H (400-186042-6), BA05431 MW-33HO (400-186042-7) and BA05432 MW-30HA (400-186042-8).

Method PrecSep-21: Radium 226 Prep Batch 160-466543. The following samples were prepared at a reduced aliquot due to limited volume: BA05433 MW-15V (400-186042-9), BA05434 MW-15 (400-186042-10), BA05435 MW-21 (400-186042-11), BA05436 MW-6S (400-186042-12), BA05437 MW-6S DUP (400-186042-13), BA05438 MW-6D (400-186042-14), BA05438 MW-6D (400-186042-14[MS]), BA05438 MW-6D (400-186042-14[MSD]), BA05439 MW-23H (400-186042-15), BA05440 MW-7 (400-186042-16), BA05441 MW-7 DIS

## Job ID: 400-186042-1 (Continued)

### Laboratory: Eurofins TestAmerica, Pensacola (Continued)

(400-186042-17), BA05442 MW-41HD (400-186042-18), BA05443 MW-24H (400-186042-19), BA05444 MW-8 (400-186042-20), BA05445 MW-12 (400-186042-21), BA05446 MW-18 (400-186042-22), BA05447 FB-4 (400-186042-23), BA05448 MW-31H (400-186042-24), BA05872 MW-9V (400-186042-25) and BA05873 MW-42H (400-186042-26).

Method PrecSep-21: Radium 226 Prep Batch 160-466543. The following sample was prepared at a reduced aliquot due to cloudy appearance: BA05440 MW-7 (400-186042-16).

Method PrecSep-21: Radium 226 Prep Batch 160-466586. The following sample was prepared at a reduced aliquot due to slight black discoloration and cloudy appearance: BA05882 MW-12V (400-186042-35).

Method PrecSep-21: Radium 226 Prep Batch 160-466586. The following samples were prepared at a reduced aliquot due to limited volume: BA05874 MW-42H DUP (400-186042-27), BA05875 MW-38H (400-186042-28), BA05876 MW-19 (400-186042-29), BA05877 EB-1 (400-186042-30), BA05878 MW-29H (400-186042-31), BA05879 MW-17V (400-186042-32), BA05880 FB-2 (400-186042-33), BA05881 MW-21V (400-186042-34), BA05882 MW-12V (400-186042-35), BA05883 MW-12V DIS (400-186042-36), BA05884 MW-25HA (400-186042-37), BA05884 MW-25HA (400-186042-37[MS]), BA05884 MW-25HA (400-186042-37[MSD]), BA05885 MW-2 (400-186042-38), BA05886 MW-43HO (400-186042-39), BA05887 PZ-18 (400-186042-40), BA05888 PZ-18 DUP (400-186042-41), BA05889 MW-18V (400-186042-42), BA05890 MW-32H (400-186042-43) and BA05891 FB-3 (400-186042-44).

Method PrecSep-21: Radium 226 Prep Batch 160-466598. The following samples were prepared at a reduced aliquot due to limited volume: BA05892 PZ-22 (400-186042-45), BA05893 PZ-22 DUP (400-186042-46), BA05894 PZ-16 (400-186042-47), BA05894 PZ-16 (400-186042-47[MS]), BA05894 PZ-16 (400-186042-47[MSD]), BA05895 MW-16D (400-186042-48), BA05896 MW-26H (400-186042-49) and BA05897 MW-26H DIS (400-186042-50).

Method PrecSep-21: Radium 226 Prep Batch 160-466598. The following sample was prepared at a reduced aliquot due to cloudy appearance: BA05896 MW-26H (400-186042-49).

Method PrecSep-21: Radium 226 Prep Batch 160-466701. The following samples were prepared at a reduced aliquot due to limited volume: BA05425 MW-17 (400-186042-1), BA05426 MW-28H (400-186042-2), BA05427 FB-1 (400-186042-3), BA05428 MW-34HO (400-186042-4), BA05429 MW-35HO (400-186042-5), BA05430 MW-36H (400-186042-6), BA05431 MW-33HO (400-186042-7) and BA05432 MW-30HA (400-186042-8).Samples 160-37701-31,32,34,35 have a yellow discoloration.

# Method Summary

Client: Alabama Power General Test Laboratory
Project/Site: CCR Plant Gorgas

Job ID: 400-186042-1
SDG: Gorgas Ash Pond 1268

| Method | Method Description | Protocol | Laboratory |
|---|---|---|---|
| 9315 | Radium-226 (GFPC) | SW846 | TAL SL |
| 9320 | Radium-228 (GFPC) | SW846 | TAL SL |
| Ra226_Ra228 | Combined Radium-226 and Radium-228 | TAL-STL | TAL SL |
| Ra226_Ra228 (D) | Combined Radium-226 and Radium-228 | TAL-STL | TAL SL |
| PrecSep_0 | Preparation, Precipitate Separation | None | TAL SL |
| PrecSep-21 | Preparation, Precipitate Separation (21-Day In-Growth) | None | TAL SL |

**Protocol References:**

None = None

SW846 = "Test Methods For Evaluating Solid Waste, Physical/Chemical Methods", Third Edition, November 1986 And Its Updates.

TAL-STL = TestAmerica Laboratories, St. Louis, Facility Standard Operating Procedure.

**Laboratory References:**

TAL SL = Eurofins TestAmerica, St. Louis, 13715 Rider Trail North, Earth City, MO 63045, TEL (314)298-8566

# Sample Summary

Client: Alabama Power General Test Laboratory
Project/Site: CCR Plant Gorgas

Job ID: 400-186042-1
SDG: Gorgas Ash Pond 1268

| Lab Sample ID | Client Sample ID | Matrix | Collected | Received | Asset ID |
|---|---|---|---|---|---|
| 400-186042-1 | BA05425 MW-17 | Water | 03/16/20 13:41 | 03/30/20 14:49 | |
| 400-186042-2 | BA05426 MW-28H | Water | 03/16/20 14:57 | 03/30/20 14:49 | |
| 400-186042-3 | BA05427 FB-1 | Water | 03/16/20 16:15 | 03/30/20 14:49 | |
| 400-186042-4 | BA05428 MW-34HO | Water | 03/16/20 16:52 | 03/30/20 14:49 | |
| 400-186042-5 | BA05429 MW-35HO | Water | 03/17/20 09:04 | 03/30/20 14:49 | |
| 400-186042-6 | BA05430 MW-36H | Water | 03/17/20 11:45 | 03/30/20 14:49 | |
| 400-186042-7 | BA05431 MW-33HO | Water | 03/17/20 13:48 | 03/30/20 14:49 | |
| 400-186042-8 | BA05432 MW-30HA | Water | 03/18/20 09:35 | 03/30/20 14:49 | |
| 400-186042-9 | BA05433 MW-15V | Water | 03/18/20 11:58 | 03/30/20 14:49 | |
| 400-186042-10 | BA05434 MW-15 | Water | 03/18/20 14:03 | 03/30/20 14:49 | |
| 400-186042-11 | BA05435 MW-21 | Water | 03/18/20 15:50 | 03/30/20 14:49 | |
| 400-186042-12 | BA05436 MW-6S | Water | 03/17/20 11:30 | 03/30/20 14:49 | |
| 400-186042-13 | BA05437 MW-6S DUP | Water | 03/17/20 11:30 | 03/30/20 14:49 | |
| 400-186042-14 | BA05438 MW-6D | Water | 03/17/20 12:40 | 03/30/20 14:49 | |
| 400-186042-15 | BA05439 MW-23H | Water | 03/17/20 13:53 | 03/30/20 14:49 | |
| 400-186042-16 | BA05440 MW-7 | Water | 03/17/20 17:07 | 03/30/20 14:49 | |
| 400-186042-17 | BA05441 MW-7 DIS | Water | 03/17/20 17:07 | 03/30/20 14:49 | |
| 400-186042-18 | BA05442 MW-41HD | Water | 03/18/20 09:40 | 03/30/20 14:49 | |
| 400-186042-19 | BA05443 MW-24H | Water | 03/18/20 10:35 | 03/30/20 14:49 | |
| 400-186042-20 | BA05444 MW-8 | Water | 03/18/20 11:43 | 03/30/20 14:49 | |
| 400-186042-21 | BA05445 MW-12 | Water | 03/18/20 14:20 | 03/30/20 14:49 | |
| 400-186042-22 | BA05446 MW-18 | Water | 03/18/20 16:32 | 03/30/20 14:49 | |
| 400-186042-23 | BA05447 FB-4 | Water | 03/18/20 13:45 | 03/30/20 14:49 | |
| 400-186042-24 | BA05448 MW-31H | Water | 03/18/20 14:35 | 03/30/20 14:49 | |
| 400-186042-25 | BA05872 MW-9V | Water | 03/23/20 16:05 | 03/30/20 14:49 | |
| 400-186042-26 | BA05873 MW-42H | Water | 03/24/20 08:50 | 03/30/20 14:49 | |
| 400-186042-27 | BA05874 MW-42H DUP | Water | 03/24/20 08:50 | 03/30/20 14:49 | |
| 400-186042-28 | BA05875 MW-38H | Water | 03/24/20 10:55 | 03/30/20 14:49 | |
| 400-186042-29 | BA05876 MW-19 | Water | 03/24/20 14:25 | 03/30/20 14:49 | |
| 400-186042-30 | BA05877 EB-1 | Water | 03/24/20 14:50 | 03/30/20 14:49 | |
| 400-186042-31 | BA05878 MW-29H | Water | 03/25/20 10:08 | 03/30/20 14:49 | |
| 400-186042-32 | BA05879 MW-17V | Water | 03/25/20 12:38 | 03/30/20 14:49 | |
| 400-186042-33 | BA05880 FB-2 | Water | 03/25/20 13:20 | 03/30/20 14:49 | |
| 400-186042-34 | BA05881 MW-21V | Water | 03/23/20 17:14 | 03/30/20 14:49 | |
| 400-186042-35 | BA05882 MW-12V | Water | 03/24/20 11:32 | 03/30/20 14:49 | |
| 400-186042-36 | BA05883 MW-12V DIS | Water | 03/24/20 11:32 | 03/30/20 14:49 | |
| 400-186042-37 | BA05884 MW-25HA | Water | 03/24/20 13:10 | 03/30/20 14:49 | |
| 400-186042-38 | BA05885 MW-2 | Water | 03/25/20 08:32 | 03/30/20 14:49 | |
| 400-186042-39 | BA05886 MW-43HO | Water | 03/25/20 10:00 | 03/30/20 14:49 | |
| 400-186042-40 | BA05887 PZ-18 | Water | 03/25/20 11:53 | 03/30/20 14:49 | |
| 400-186042-41 | BA05888 PZ-18 DUP | Water | 03/25/20 11:53 | 03/30/20 14:49 | |
| 400-186042-42 | BA05889 MW-18V | Water | 03/25/20 13:00 | 03/30/20 14:49 | |
| 400-186042-43 | BA05890 MW-32H | Water | 03/24/20 10:20 | 03/30/20 14:49 | |
| 400-186042-44 | BA05891 FB-3 | Water | 03/24/20 11:25 | 03/30/20 14:49 | |
| 400-186042-45 | BA05892 PZ-22 | Water | 03/24/20 11:40 | 03/30/20 14:49 | |
| 400-186042-46 | BA05893 PZ-22 DUP | Water | 03/24/20 11:40 | 03/30/20 14:49 | |
| 400-186042-47 | BA05894 PZ-16 | Water | 03/24/20 12:48 | 03/30/20 14:49 | |
| 400-186042-48 | BA05895 MW-16D | Water | 03/24/20 13:45 | 03/30/20 14:49 | |
| 400-186042-49 | BA05896 MW-26H | Water | 03/25/20 11:42 | 03/30/20 14:49 | |
| 400-186042-50 | BA05897 MW-26H DIS | Water | 03/25/20 11:42 | 03/30/20 14:49 | |

## Client Sample ID: BA05425 MW-17

**Date Collected: 03/16/20 13:41**
**Date Received: 03/30/20 14:49**

## Lab Sample ID: 400-186042-1

**Matrix: Water**

### Method: 9315 - Radium-226 (GFPC)

| Analyte | Result | Qualifier | Count Uncert. (2σ+/-) | Total Uncert. (2σ+/-) | RL | MDC | Unit | Prepared | Analyzed | Dil Fac |
|---|---|---|---|---|---|---|---|---|---|---|
| Radium-226 | 0.278 | U | 0.227 | 0.228 | 1.00 | 0.335 | pCi/L | 04/06/20 07:59 | 04/29/20 06:41 | 1 |

| *Carrier* | *%Yield* | *Qualifier* | *Limits* | *Prepared* | *Analyzed* | *Dil Fac* |
|---|---|---|---|---|---|---|
| *Ba Carrier* | *93.0* | | *40 - 110* | *04/06/20 07:59* | *04/29/20 06:41* | *1* |

### Method: 9320 - Radium-228 (GFPC)

| Analyte | Result | Qualifier | Count Uncert. (2σ+/-) | Total Uncert. (2σ+/-) | RL | MDC | Unit | Prepared | Analyzed | Dil Fac |
|---|---|---|---|---|---|---|---|---|---|---|
| Radium-228 | -0.0930 | U G | 0.834 | 0.834 | 1.00 | 1.50 | pCi/L | 04/06/20 08:15 | 04/20/20 13:39 | 1 |

| *Carrier* | *%Yield* | *Qualifier* | *Limits* | *Prepared* | *Analyzed* | *Dil Fac* |
|---|---|---|---|---|---|---|
| *Ba Carrier* | *93.0* | | *40 - 110* | *04/06/20 08:15* | *04/20/20 13:39* | *1* |
| *Y Carrier* | *80.0* | | *40 - 110* | *04/06/20 08:15* | *04/20/20 13:39* | *1* |

### Method: Ra226_Ra228 - Combined Radium-226 and Radium-228

| Analyte | Result | Qualifier | Count Uncert. (2σ+/-) | Total Uncert. (2σ+/-) | RL | MDC | Unit | Prepared | Analyzed | Dil Fac |
|---|---|---|---|---|---|---|---|---|---|---|
| Combined Radium 226 + 228 | 0.185 | U | 0.864 | 0.865 | 5.00 | 1.50 | pCi/L | | 04/29/20 10:06 | 1 |

## Client Sample ID: BA05426 MW-28H

**Date Collected: 03/16/20 14:57**
**Date Received: 03/30/20 14:49**

## Lab Sample ID: 400-186042-2

**Matrix: Water**

### Method: 9315 - Radium-226 (GFPC)

| Analyte | Result | Qualifier | Count Uncert. (2σ+/-) | Total Uncert. (2σ+/-) | RL | MDC | Unit | Prepared | Analyzed | Dil Fac |
|---|---|---|---|---|---|---|---|---|---|---|
| Radium-226 | -0.0528 | U | 0.120 | 0.120 | 1.00 | 0.297 | pCi/L | 04/06/20 07:59 | 04/29/20 06:41 | 1 |

| *Carrier* | *%Yield* | *Qualifier* | *Limits* | *Prepared* | *Analyzed* | *Dil Fac* |
|---|---|---|---|---|---|---|
| *Ba Carrier* | *93.6* | | *40 - 110* | *04/06/20 07:59* | *04/29/20 06:41* | *1* |

### Method: 9320 - Radium-228 (GFPC)

| Analyte | Result | Qualifier | Count Uncert. (2σ+/-) | Total Uncert. (2σ+/-) | RL | MDC | Unit | Prepared | Analyzed | Dil Fac |
|---|---|---|---|---|---|---|---|---|---|---|
| Radium-228 | 0.815 | U G | 0.763 | 0.767 | 1.00 | 1.23 | pCi/L | 04/06/20 08:15 | 04/20/20 13:39 | 1 |

| *Carrier* | *%Yield* | *Qualifier* | *Limits* | *Prepared* | *Analyzed* | *Dil Fac* |
|---|---|---|---|---|---|---|
| *Ba Carrier* | *93.6* | | *40 - 110* | *04/06/20 08:15* | *04/20/20 13:39* | *1* |
| *Y Carrier* | *82.6* | | *40 - 110* | *04/06/20 08:15* | *04/20/20 13:39* | *1* |

### Method: Ra226_Ra228 - Combined Radium-226 and Radium-228

| Analyte | Result | Qualifier | Count Uncert. (2σ+/-) | Total Uncert. (2σ+/-) | RL | MDC | Unit | Prepared | Analyzed | Dil Fac |
|---|---|---|---|---|---|---|---|---|---|---|
| Combined Radium 226 + 228 | 0.762 | U | 0.772 | 0.776 | 5.00 | 1.23 | pCi/L | | 04/29/20 10:06 | 1 |

## Client Sample ID: BA05427 FB-1

**Date Collected: 03/16/20 16:15**
**Date Received: 03/30/20 14:49**

## Lab Sample ID: 400-186042-3

**Matrix: Water**

### Method: 9315 - Radium-226 (GFPC)

| Analyte | Result | Qualifier | Count Uncert. (2σ+/-) | Total Uncert. (2σ+/-) | RL | MDC | Unit | Prepared | Analyzed | Dil Fac |
|---|---|---|---|---|---|---|---|---|---|---|
| Radium-226 | 0.0412 | U | 0.143 | 0.143 | 1.00 | 0.278 | pCi/L | 04/06/20 07:59 | 04/29/20 06:56 | 1 |

| *Carrier* | *%Yield* | *Qualifier* | *Limits* | *Prepared* | *Analyzed* | *Dil Fac* |
|---|---|---|---|---|---|---|
| *Ba Carrier* | *97.9* | | *40 - 110* | *04/06/20 07:59* | *04/29/20 06:56* | *1* |

### Method: 9320 - Radium-228 (GFPC)

| Analyte | Result | Qualifier | Count Uncert. (2σ+/-) | Total Uncert. (2σ+/-) | RL | MDC | Unit | Prepared | Analyzed | Dil Fac |
|---|---|---|---|---|---|---|---|---|---|---|
| Radium-228 | 0.644 | U G | 0.774 | 0.777 | 1.00 | 1.28 | pCi/L | 04/06/20 08:15 | 04/20/20 13:39 | 1 |

| *Carrier* | *%Yield* | *Qualifier* | *Limits* | *Prepared* | *Analyzed* | *Dil Fac* |
|---|---|---|---|---|---|---|
| *Ba Carrier* | *97.9* | | *40 - 110* | *04/06/20 08:15* | *04/20/20 13:39* | *1* |
| *Y Carrier* | *78.9* | | *40 - 110* | *04/06/20 08:15* | *04/20/20 13:39* | *1* |

### Method: Ra226_Ra228 - Combined Radium-226 and Radium-228

| Analyte | Result | Qualifier | Count Uncert. (2σ+/-) | Total Uncert. (2σ+/-) | RL | MDC | Unit | Prepared | Analyzed | Dil Fac |
|---|---|---|---|---|---|---|---|---|---|---|
| Combined Radium 226 + 228 | 0.685 | U | 0.787 | 0.790 | 5.00 | 1.28 | pCi/L | | 04/29/20 10:06 | 1 |

## Client Sample ID: BA05428 MW-34HO

**Date Collected: 03/16/20 16:52**
**Date Received: 03/30/20 14:49**

## Lab Sample ID: 400-186042-4

**Matrix: Water**

### Method: 9315 - Radium-226 (GFPC)

| Analyte | Result | Qualifier | Count Uncert. (2σ+/-) | Total Uncert. (2σ+/-) | RL | MDC | Unit | Prepared | Analyzed | Dil Fac |
|---|---|---|---|---|---|---|---|---|---|---|
| Radium-226 | 0.0219 | U | 0.144 | 0.144 | 1.00 | 0.292 | pCi/L | 04/06/20 07:59 | 04/29/20 06:56 | 1 |

| *Carrier* | *%Yield* | *Qualifier* | *Limits* | *Prepared* | *Analyzed* | *Dil Fac* |
|---|---|---|---|---|---|---|
| *Ba Carrier* | *96.0* | | *40 - 110* | *04/06/20 07:59* | *04/29/20 06:56* | *1* |

### Method: 9320 - Radium-228 (GFPC)

| Analyte | Result | Qualifier | Count Uncert. (2σ+/-) | Total Uncert. (2σ+/-) | RL | MDC | Unit | Prepared | Analyzed | Dil Fac |
|---|---|---|---|---|---|---|---|---|---|---|
| Radium-228 | -0.107 | U G | 0.817 | 0.817 | 1.00 | 1.48 | pCi/L | 04/06/20 08:15 | 04/20/20 13:39 | 1 |

| *Carrier* | *%Yield* | *Qualifier* | *Limits* | *Prepared* | *Analyzed* | *Dil Fac* |
|---|---|---|---|---|---|---|
| *Ba Carrier* | *96.0* | | *40 - 110* | *04/06/20 08:15* | *04/20/20 13:39* | *1* |
| *Y Carrier* | *78.5* | | *40 - 110* | *04/06/20 08:15* | *04/20/20 13:39* | *1* |

### Method: Ra226_Ra228 - Combined Radium-226 and Radium-228

| Analyte | Result | Qualifier | Count Uncert. (2σ+/-) | Total Uncert. (2σ+/-) | RL | MDC | Unit | Prepared | Analyzed | Dil Fac |
|---|---|---|---|---|---|---|---|---|---|---|
| Combined Radium 226 + 228 | -0.0850 | U | 0.830 | 0.830 | 5.00 | 1.48 | pCi/L | | 04/29/20 10:06 | 1 |

## Client Sample ID: BA05429 MW-35HO

**Date Collected: 03/17/20 09:04**
**Date Received: 03/30/20 14:49**

## Lab Sample ID: 400-186042-5

**Matrix: Water**

### Method: 9315 - Radium-226 (GFPC)

| Analyte | Result | Qualifier | Count Uncert. (2σ+/-) | Total Uncert. (2σ+/-) | RL | MDC | Unit | Prepared | Analyzed | Dil Fac |
|---|---|---|---|---|---|---|---|---|---|---|
| Radium-226 | -0.0502 | U | 0.114 | 0.114 | 1.00 | 0.282 | pCi/L | 04/06/20 07:59 | 04/29/20 06:56 | 1 |

| *Carrier* | *%Yield* | *Qualifier* | *Limits* | *Prepared* | *Analyzed* | *Dil Fac* |
|---|---|---|---|---|---|---|
| *Ba Carrier* | *95.1* | | *40 - 110* | *04/06/20 07:59* | *04/29/20 06:56* | *1* |

### Method: 9320 - Radium-228 (GFPC)

| Analyte | Result | Qualifier | Count Uncert. (2σ+/-) | Total Uncert. (2σ+/-) | RL | MDC | Unit | Prepared | Analyzed | Dil Fac |
|---|---|---|---|---|---|---|---|---|---|---|
| **Radium-228** | **7.37** | **G** | 1.41 | 1.57 | 1.00 | 1.67 | pCi/L | 04/06/20 08:15 | 04/20/20 13:42 | 1 |

| *Carrier* | *%Yield* | *Qualifier* | *Limits* | *Prepared* | *Analyzed* | *Dil Fac* |
|---|---|---|---|---|---|---|
| *Ba Carrier* | *95.1* | | *40 - 110* | *04/06/20 08:15* | *04/20/20 13:42* | *1* |
| *Y Carrier* | *80.4* | | *40 - 110* | *04/06/20 08:15* | *04/20/20 13:42* | *1* |

### Method: Ra226_Ra228 - Combined Radium-226 and Radium-228

| Analyte | Result | Qualifier | Count Uncert. (2σ+/-) | Total Uncert. (2σ+/-) | RL | MDC | Unit | Prepared | Analyzed | Dil Fac |
|---|---|---|---|---|---|---|---|---|---|---|
| **Combined Radium 226 + 228** | **7.32** | | 1.41 | 1.57 | 5.00 | 1.67 | pCi/L | | 04/29/20 10:06 | 1 |

## Client Sample ID: BA05430 MW-36H

**Date Collected: 03/17/20 11:45**
**Date Received: 03/30/20 14:49**

## Lab Sample ID: 400-186042-6

**Matrix: Water**

### Method: 9315 - Radium-226 (GFPC)

| Analyte | Result | Qualifier | Count Uncert. (2σ+/-) | Total Uncert. (2σ+/-) | RL | MDC | Unit | Prepared | Analyzed | Dil Fac |
|---|---|---|---|---|---|---|---|---|---|---|
| Radium-226 | 0.0929 | U | 0.240 | 0.240 | 1.00 | 0.438 | pCi/L | 04/06/20 07:59 | 04/29/20 06:56 | 1 |

| *Carrier* | *%Yield* | *Qualifier* | *Limits* | *Prepared* | *Analyzed* | *Dil Fac* |
|---|---|---|---|---|---|---|
| *Ba Carrier* | *87.5* | | *40 - 110* | *04/06/20 07:59* | *04/29/20 06:56* | *1* |

### Method: 9320 - Radium-228 (GFPC)

| Analyte | Result | Qualifier | Count Uncert. (2σ+/-) | Total Uncert. (2σ+/-) | RL | MDC | Unit | Prepared | Analyzed | Dil Fac |
|---|---|---|---|---|---|---|---|---|---|---|
| **Radium-228** | **4.24** | **G** | 1.27 | 1.33 | 1.00 | 1.68 | pCi/L | 04/06/20 08:15 | 04/20/20 13:42 | 1 |

| *Carrier* | *%Yield* | *Qualifier* | *Limits* | *Prepared* | *Analyzed* | *Dil Fac* |
|---|---|---|---|---|---|---|
| *Ba Carrier* | *87.5* | | *40 - 110* | *04/06/20 08:15* | *04/20/20 13:42* | *1* |
| *Y Carrier* | *77.0* | | *40 - 110* | *04/06/20 08:15* | *04/20/20 13:42* | *1* |

### Method: Ra226_Ra228 - Combined Radium-226 and Radium-228

| Analyte | Result | Qualifier | Count Uncert. (2σ+/-) | Total Uncert. (2σ+/-) | RL | MDC | Unit | Prepared | Analyzed | Dil Fac |
|---|---|---|---|---|---|---|---|---|---|---|
| **Combined Radium 226 + 228** | **4.33** | | 1.29 | 1.35 | 5.00 | 1.68 | pCi/L | | 04/29/20 10:06 | 1 |

## Client Sample ID: BA05431 MW-33HO

**Date Collected: 03/17/20 13:48**
**Date Received: 03/30/20 14:49**

## Lab Sample ID: 400-186042-7

**Matrix: Water**

### Method: 9315 - Radium-226 (GFPC)

| Analyte | Result | Qualifier | Count Uncert. (2σ+/-) | Total Uncert. (2σ+/-) | RL | MDC | Unit | Prepared | Analyzed | Dil Fac |
|---|---|---|---|---|---|---|---|---|---|---|
| **Radium-226** | **0.417** | | 0.255 | 0.257 | 1.00 | 0.331 | pCi/L | 04/06/20 07:59 | 04/29/20 06:56 | 1 |

| *Carrier* | *%Yield* | *Qualifier* | *Limits* | *Prepared* | *Analyzed* | *Dil Fac* |
|---|---|---|---|---|---|---|
| *Ba Carrier* | *91.7* | | *40 - 110* | *04/06/20 07:59* | *04/29/20 06:56* | *1* |

### Method: 9320 - Radium-228 (GFPC)

| Analyte | Result | Qualifier | Count Uncert. (2σ+/-) | Total Uncert. (2σ+/-) | RL | MDC | Unit | Prepared | Analyzed | Dil Fac |
|---|---|---|---|---|---|---|---|---|---|---|
| Radium-228 | 1.73 | U G | 1.25 | 1.26 | 1.00 | 1.97 | pCi/L | 04/06/20 08:15 | 04/20/20 13:42 | 1 |

| *Carrier* | *%Yield* | *Qualifier* | *Limits* | *Prepared* | *Analyzed* | *Dil Fac* |
|---|---|---|---|---|---|---|
| *Ba Carrier* | *91.7* | | *40 - 110* | *04/06/20 08:15* | *04/20/20 13:42* | *1* |
| *Y Carrier* | *74.8* | | *40 - 110* | *04/06/20 08:15* | *04/20/20 13:42* | *1* |

### Method: Ra226_Ra228 - Combined Radium-226 and Radium-228

| Analyte | Result | Qualifier | Count Uncert. (2σ+/-) | Total Uncert. (2σ+/-) | RL | MDC | Unit | Prepared | Analyzed | Dil Fac |
|---|---|---|---|---|---|---|---|---|---|---|
| **Combined Radium 226 + 228** | **2.14** | | 1.28 | 1.29 | 5.00 | 1.97 | pCi/L | | 04/29/20 10:06 | 1 |

## Client Sample ID: BA05432 MW-30HA

**Date Collected: 03/18/20 09:35**
**Date Received: 03/30/20 14:49**

## Lab Sample ID: 400-186042-8

**Matrix: Water**

### Method: 9315 - Radium-226 (GFPC)

| Analyte | Result | Qualifier | Count Uncert. (2σ+/-) | Total Uncert. (2σ+/-) | RL | MDC | Unit | Prepared | Analyzed | Dil Fac |
|---|---|---|---|---|---|---|---|---|---|---|
| Radium-226 | 0.0855 | U | 0.221 | 0.221 | 1.00 | 0.403 | pCi/L | 04/06/20 07:59 | 04/29/20 06:56 | 1 |

| *Carrier* | *%Yield* | *Qualifier* | *Limits* | *Prepared* | *Analyzed* | *Dil Fac* |
|---|---|---|---|---|---|---|
| *Ba Carrier* | *95.1* | | *40 - 110* | *04/06/20 07:59* | *04/29/20 06:56* | *1* |

### Method: 9320 - Radium-228 (GFPC)

| Analyte | Result | Qualifier | Count Uncert. (2σ+/-) | Total Uncert. (2σ+/-) | RL | MDC | Unit | Prepared | Analyzed | Dil Fac |
|---|---|---|---|---|---|---|---|---|---|---|
| **Radium-228** | **2.17** | **G** | 1.14 | 1.16 | 1.00 | 1.73 | pCi/L | 04/06/20 08:15 | 04/20/20 13:42 | 1 |

| *Carrier* | *%Yield* | *Qualifier* | *Limits* | *Prepared* | *Analyzed* | *Dil Fac* |
|---|---|---|---|---|---|---|
| *Ba Carrier* | *95.1* | | *40 - 110* | *04/06/20 08:15* | *04/20/20 13:42* | *1* |
| *Y Carrier* | *77.8* | | *40 - 110* | *04/06/20 08:15* | *04/20/20 13:42* | *1* |

### Method: Ra226_Ra228 - Combined Radium-226 and Radium-228

| Analyte | Result | Qualifier | Count Uncert. (2σ+/-) | Total Uncert. (2σ+/-) | RL | MDC | Unit | Prepared | Analyzed | Dil Fac |
|---|---|---|---|---|---|---|---|---|---|---|
| **Combined Radium 226 + 228** | **2.26** | | 1.16 | 1.18 | 5.00 | 1.73 | pCi/L | | 04/29/20 10:06 | 1 |

## Client Sample ID: BA05433 MW-15V

**Date Collected: 03/18/20 11:58**
**Date Received: 03/30/20 14:49**

## Lab Sample ID: 400-186042-9

**Matrix: Water**

### Method: 9315 - Radium-226 (GFPC)

| Analyte | Result | Qualifier | Count Uncert. (2σ+/-) | Total Uncert. (2σ+/-) | RL | MDC | Unit | Prepared | Analyzed | Dil Fac |
|---|---|---|---|---|---|---|---|---|---|---|
| Radium-226 | 0.214 | U | 0.157 | 0.158 | 1.00 | 0.223 | pCi/L | 04/03/20 06:19 | 04/28/20 04:56 | 1 |

| *Carrier* | *%Yield* | *Qualifier* | *Limits* | *Prepared* | *Analyzed* | *Dil Fac* |
|---|---|---|---|---|---|---|
| *Ba Carrier* | *67.6* | | *40 - 110* | *04/03/20 06:19* | *04/28/20 04:56* | *1* |

### Method: 9320 - Radium-228 (GFPC)

| Analyte | Result | Qualifier | Count Uncert. (2σ+/-) | Total Uncert. (2σ+/-) | RL | MDC | Unit | Prepared | Analyzed | Dil Fac |
|---|---|---|---|---|---|---|---|---|---|---|
| Radium-228 | 0.352 | U | 0.440 | 0.441 | 1.00 | 0.728 | pCi/L | 04/03/20 07:01 | 04/23/20 07:29 | 1 |

| *Carrier* | *%Yield* | *Qualifier* | *Limits* | *Prepared* | *Analyzed* | *Dil Fac* |
|---|---|---|---|---|---|---|
| *Ba Carrier* | *67.6* | | *40 - 110* | *04/03/20 07:01* | *04/23/20 07:29* | *1* |
| *Y Carrier* | *85.6* | | *40 - 110* | *04/03/20 07:01* | *04/23/20 07:29* | *1* |

### Method: Ra226_Ra228 - Combined Radium-226 and Radium-228

| Analyte | Result | Qualifier | Count Uncert. (2σ+/-) | Total Uncert. (2σ+/-) | RL | MDC | Unit | Prepared | Analyzed | Dil Fac |
|---|---|---|---|---|---|---|---|---|---|---|
| Combined Radium 226 + 228 | 0.566 | U | 0.467 | 0.468 | 5.00 | 0.728 | pCi/L | | 04/28/20 09:16 | 1 |

## Client Sample ID: BA05434 MW-15

**Date Collected: 03/18/20 14:03**
**Date Received: 03/30/20 14:49**

## Lab Sample ID: 400-186042-10

**Matrix: Water**

### Method: 9315 - Radium-226 (GFPC)

| Analyte | Result | Qualifier | Count Uncert. (2σ+/-) | Total Uncert. (2σ+/-) | RL | MDC | Unit | Prepared | Analyzed | Dil Fac |
|---|---|---|---|---|---|---|---|---|---|---|
| Radium-226 | 0.225 | U | 0.202 | 0.203 | 1.00 | 0.310 | pCi/L | 04/03/20 06:19 | 04/28/20 04:56 | 1 |

| *Carrier* | *%Yield* | *Qualifier* | *Limits* | *Prepared* | *Analyzed* | *Dil Fac* |
|---|---|---|---|---|---|---|
| *Ba Carrier* | *52.6* | | *40 - 110* | *04/03/20 06:19* | *04/28/20 04:56* | *1* |

### Method: 9320 - Radium-228 (GFPC)

| Analyte | Result | Qualifier | Count Uncert. (2σ+/-) | Total Uncert. (2σ+/-) | RL | MDC | Unit | Prepared | Analyzed | Dil Fac |
|---|---|---|---|---|---|---|---|---|---|---|
| Radium-228 | 0.715 | U | 0.530 | 0.534 | 1.00 | 0.832 | pCi/L | 04/03/20 07:01 | 04/23/20 07:29 | 1 |

| *Carrier* | *%Yield* | *Qualifier* | *Limits* | *Prepared* | *Analyzed* | *Dil Fac* |
|---|---|---|---|---|---|---|
| *Ba Carrier* | *52.6* | | *40 - 110* | *04/03/20 07:01* | *04/23/20 07:29* | *1* |
| *Y Carrier* | *88.2* | | *40 - 110* | *04/03/20 07:01* | *04/23/20 07:29* | *1* |

### Method: Ra226_Ra228 - Combined Radium-226 and Radium-228

| Analyte | Result | Qualifier | Count Uncert. (2σ+/-) | Total Uncert. (2σ+/-) | RL | MDC | Unit | Prepared | Analyzed | Dil Fac |
|---|---|---|---|---|---|---|---|---|---|---|
| **Combined Radium 226 + 228** | **0.939** | | 0.567 | 0.571 | 5.00 | 0.832 | pCi/L | | 04/28/20 09:16 | 1 |

## Client Sample ID: BA05435 MW-21

**Date Collected: 03/18/20 15:50**
**Date Received: 03/30/20 14:49**

## Lab Sample ID: 400-186042-11

**Matrix: Water**

### Method: 9315 - Radium-226 (GFPC)

| Analyte | Result | Qualifier | Count Uncert. (2σ+/-) | Total Uncert. (2σ+/-) | RL | MDC | Unit | Prepared | Analyzed | Dil Fac |
|---|---|---|---|---|---|---|---|---|---|---|
| **Radium-226** | **0.367** | | 0.181 | 0.184 | 1.00 | 0.221 | pCi/L | 04/03/20 06:19 | 04/28/20 04:56 | 1 |

| *Carrier* | *%Yield* | *Qualifier* | *Limits* | *Prepared* | *Analyzed* | *Dil Fac* |
|---|---|---|---|---|---|---|
| *Ba Carrier* | *75.2* | | *40 - 110* | *04/03/20 06:19* | *04/28/20 04:56* | *1* |

### Method: 9320 - Radium-228 (GFPC)

| Analyte | Result | Qualifier | Count Uncert. (2σ+/-) | Total Uncert. (2σ+/-) | RL | MDC | Unit | Prepared | Analyzed | Dil Fac |
|---|---|---|---|---|---|---|---|---|---|---|
| Radium-228 | 0.364 | U | 0.386 | 0.387 | 1.00 | 0.631 | pCi/L | 04/03/20 07:01 | 04/23/20 07:29 | 1 |

| *Carrier* | *%Yield* | *Qualifier* | *Limits* | *Prepared* | *Analyzed* | *Dil Fac* |
|---|---|---|---|---|---|---|
| *Ba Carrier* | *75.2* | | *40 - 110* | *04/03/20 07:01* | *04/23/20 07:29* | *1* |
| *Y Carrier* | *88.2* | | *40 - 110* | *04/03/20 07:01* | *04/23/20 07:29* | *1* |

### Method: Ra226_Ra228 - Combined Radium-226 and Radium-228

| Analyte | Result | Qualifier | Count Uncert. (2σ+/-) | Total Uncert. (2σ+/-) | RL | MDC | Unit | Prepared | Analyzed | Dil Fac |
|---|---|---|---|---|---|---|---|---|---|---|
| **Combined Radium 226 + 228** | **0.732** | | 0.426 | 0.429 | 5.00 | 0.631 | pCi/L | | 04/28/20 09:16 | 1 |

## Client Sample ID: BA05436 MW-6S

**Date Collected: 03/17/20 11:30**
**Date Received: 03/30/20 14:49**

## Lab Sample ID: 400-186042-12

**Matrix: Water**

### Method: 9315 - Radium-226 (GFPC)

| Analyte | Result | Qualifier | Count Uncert. (2σ+/-) | Total Uncert. (2σ+/-) | RL | MDC | Unit | Prepared | Analyzed | Dil Fac |
|---|---|---|---|---|---|---|---|---|---|---|
| Radium-226 | 0.0330 | U | 0.120 | 0.120 | 1.00 | 0.225 | pCi/L | 04/03/20 06:19 | 04/28/20 04:56 | 1 |

| *Carrier* | *%Yield* | *Qualifier* | *Limits* | *Prepared* | *Analyzed* | *Dil Fac* |
|---|---|---|---|---|---|---|
| *Ba Carrier* | *81.0* | | *40 - 110* | *04/03/20 06:19* | *04/28/20 04:56* | *1* |

### Method: 9320 - Radium-228 (GFPC)

| Analyte | Result | Qualifier | Count Uncert. (2σ+/-) | Total Uncert. (2σ+/-) | RL | MDC | Unit | Prepared | Analyzed | Dil Fac |
|---|---|---|---|---|---|---|---|---|---|---|
| Radium-228 | 0.318 | U | 0.350 | 0.351 | 1.00 | 0.573 | pCi/L | 04/03/20 07:01 | 04/23/20 07:29 | 1 |

| *Carrier* | *%Yield* | *Qualifier* | *Limits* | *Prepared* | *Analyzed* | *Dil Fac* |
|---|---|---|---|---|---|---|
| *Ba Carrier* | *81.0* | | *40 - 110* | *04/03/20 07:01* | *04/23/20 07:29* | *1* |
| *Y Carrier* | *84.9* | | *40 - 110* | *04/03/20 07:01* | *04/23/20 07:29* | *1* |

### Method: Ra226_Ra228 - Combined Radium-226 and Radium-228

| Analyte | Result | Qualifier | Count Uncert. (2σ+/-) | Total Uncert. (2σ+/-) | RL | MDC | Unit | Prepared | Analyzed | Dil Fac |
|---|---|---|---|---|---|---|---|---|---|---|
| Combined Radium 226 + 228 | 0.351 | U | 0.370 | 0.371 | 5.00 | 0.573 | pCi/L | | 04/28/20 09:16 | 1 |

## Client Sample ID: BA05437 MW-6S DUP

**Date Collected: 03/17/20 11:30**
**Date Received: 03/30/20 14:49**

## Lab Sample ID: 400-186042-13

**Matrix: Water**

### Method: 9315 - Radium-226 (GFPC)

| Analyte | Result | Qualifier | Count Uncert. (2σ+/-) | Total Uncert. (2σ+/-) | RL | MDC | Unit | Prepared | Analyzed | Dil Fac |
|---|---|---|---|---|---|---|---|---|---|---|
| Radium-226 | 0.132 | U | 0.125 | 0.126 | 1.00 | 0.190 | pCi/L | 04/03/20 06:19 | 04/28/20 04:57 | 1 |

| *Carrier* | *%Yield* | *Qualifier* | *Limits* | *Prepared* | *Analyzed* | *Dil Fac* |
|---|---|---|---|---|---|---|
| *Ba Carrier* | *71.6* | | *40 - 110* | *04/03/20 06:19* | *04/28/20 04:57* | *1* |

### Method: 9320 - Radium-228 (GFPC)

| Analyte | Result | Qualifier | Count Uncert. (2σ+/-) | Total Uncert. (2σ+/-) | RL | MDC | Unit | Prepared | Analyzed | Dil Fac |
|---|---|---|---|---|---|---|---|---|---|---|
| Radium-228 | 0.598 | U | 0.429 | 0.432 | 1.00 | 0.673 | pCi/L | 04/03/20 07:01 | 04/23/20 07:29 | 1 |

| *Carrier* | *%Yield* | *Qualifier* | *Limits* | *Prepared* | *Analyzed* | *Dil Fac* |
|---|---|---|---|---|---|---|
| *Ba Carrier* | *71.6* | | *40 - 110* | *04/03/20 07:01* | *04/23/20 07:29* | *1* |
| *Y Carrier* | *89.7* | | *40 - 110* | *04/03/20 07:01* | *04/23/20 07:29* | *1* |

### Method: Ra226_Ra228 - Combined Radium-226 and Radium-228

| Analyte | Result | Qualifier | Count Uncert. (2σ+/-) | Total Uncert. (2σ+/-) | RL | MDC | Unit | Prepared | Analyzed | Dil Fac |
|---|---|---|---|---|---|---|---|---|---|---|
| **Combined Radium 226 + 228** | **0.730** | | 0.447 | 0.450 | 5.00 | 0.673 | pCi/L | | 04/28/20 09:16 | 1 |

## Client Sample ID: BA05438 MW-6D

**Date Collected: 03/17/20 12:40**
**Date Received: 03/30/20 14:49**

## Lab Sample ID: 400-186042-14

**Matrix: Water**

### Method: 9315 - Radium-226 (GFPC)

| Analyte | Result | Qualifier | Count Uncert. (2σ+/-) | Total Uncert. (2σ+/-) | RL | MDC | Unit | Prepared | Analyzed | Dil Fac |
|---|---|---|---|---|---|---|---|---|---|---|
| Radium-226 | 0.154 | U | 0.120 | 0.121 | 1.00 | 0.171 | pCi/L | 04/03/20 06:19 | 04/28/20 04:57 | 1 |

| *Carrier* | *%Yield* | *Qualifier* | *Limits* | *Prepared* | *Analyzed* | *Dil Fac* |
|---|---|---|---|---|---|---|
| *Ba Carrier* | *82.9* | | *40 - 110* | *04/03/20 06:19* | *04/28/20 04:57* | *1* |

### Method: 9320 - Radium-228 (GFPC)

| Analyte | Result | Qualifier | Count Uncert. (2σ+/-) | Total Uncert. (2σ+/-) | RL | MDC | Unit | Prepared | Analyzed | Dil Fac |
|---|---|---|---|---|---|---|---|---|---|---|
| **Radium-228** | **0.475** | | 0.292 | 0.295 | 1.00 | 0.438 | pCi/L | 04/03/20 07:01 | 04/23/20 07:32 | 1 |

| *Carrier* | *%Yield* | *Qualifier* | *Limits* | *Prepared* | *Analyzed* | *Dil Fac* |
|---|---|---|---|---|---|---|
| *Ba Carrier* | *82.9* | | *40 - 110* | *04/03/20 07:01* | *04/23/20 07:32* | *1* |
| *Y Carrier* | *88.2* | | *40 - 110* | *04/03/20 07:01* | *04/23/20 07:32* | *1* |

### Method: Ra226_Ra228 - Combined Radium-226 and Radium-228

| Analyte | Result | Qualifier | Count Uncert. (2σ+/-) | Total Uncert. (2σ+/-) | RL | MDC | Unit | Prepared | Analyzed | Dil Fac |
|---|---|---|---|---|---|---|---|---|---|---|
| **Combined Radium 226 + 228** | **0.629** | | 0.316 | 0.319 | 5.00 | 0.438 | pCi/L | | 04/28/20 09:16 | 1 |

## Client Sample ID: BA05439 MW-23H

**Date Collected: 03/17/20 13:53**
**Date Received: 03/30/20 14:49**

## Lab Sample ID: 400-186042-15

**Matrix: Water**

### Method: 9315 - Radium-226 (GFPC)

| Analyte | Result | Qualifier | Count Uncert. (2σ+/-) | Total Uncert. (2σ+/-) | RL | MDC | Unit | Prepared | Analyzed | Dil Fac |
|---|---|---|---|---|---|---|---|---|---|---|
| Radium-226 | 0.185 | | 0.129 | 0.130 | 1.00 | 0.178 | pCi/L | 04/03/20 06:19 | 04/28/20 04:57 | 1 |

| *Carrier* | *%Yield* | *Qualifier* | *Limits* | *Prepared* | *Analyzed* | *Dil Fac* |
|---|---|---|---|---|---|---|
| *Ba Carrier* | *79.5* | | *40 - 110* | *04/03/20 06:19* | *04/28/20 04:57* | *1* |

### Method: 9320 - Radium-228 (GFPC)

| Analyte | Result | Qualifier | Count Uncert. (2σ+/-) | Total Uncert. (2σ+/-) | RL | MDC | Unit | Prepared | Analyzed | Dil Fac |
|---|---|---|---|---|---|---|---|---|---|---|
| Radium-228 | 0.804 | | 0.344 | 0.352 | 1.00 | 0.476 | pCi/L | 04/03/20 07:01 | 04/23/20 07:33 | 1 |

| *Carrier* | *%Yield* | *Qualifier* | *Limits* | *Prepared* | *Analyzed* | *Dil Fac* |
|---|---|---|---|---|---|---|
| *Ba Carrier* | *79.5* | | *40 - 110* | *04/03/20 07:01* | *04/23/20 07:33* | *1* |
| *Y Carrier* | *87.5* | | *40 - 110* | *04/03/20 07:01* | *04/23/20 07:33* | *1* |

### Method: Ra226_Ra228 - Combined Radium-226 and Radium-228

| Analyte | Result | Qualifier | Count Uncert. (2σ+/-) | Total Uncert. (2σ+/-) | RL | MDC | Unit | Prepared | Analyzed | Dil Fac |
|---|---|---|---|---|---|---|---|---|---|---|
| Combined Radium 226 + 228 | 0.989 | | 0.367 | 0.375 | 5.00 | 0.476 | pCi/L | | 04/28/20 09:16 | 1 |

## Client Sample ID: BA05440 MW-7

**Date Collected: 03/17/20 17:07**
**Date Received: 03/30/20 14:49**

## Lab Sample ID: 400-186042-16

**Matrix: Water**

### Method: 9315 - Radium-226 (GFPC)

| Analyte | Result | Qualifier | Count Uncert. (2σ+/-) | Total Uncert. (2σ+/-) | RL | MDC | Unit | Prepared | Analyzed | Dil Fac |
|---|---|---|---|---|---|---|---|---|---|---|
| Radium-226 | 0.294 | U | 0.297 | 0.299 | 1.00 | 0.472 | pCi/L | 04/03/20 06:19 | 04/28/20 04:57 | 1 |

| *Carrier* | *%Yield* | *Qualifier* | *Limits* | *Prepared* | *Analyzed* | *Dil Fac* |
|---|---|---|---|---|---|---|
| *Ba Carrier* | *59.0* | | *40 - 110* | *04/03/20 06:19* | *04/28/20 04:57* | *1* |

### Method: 9320 - Radium-228 (GFPC)

| Analyte | Result | Qualifier | Count Uncert. (2σ+/-) | Total Uncert. (2σ+/-) | RL | MDC | Unit | Prepared | Analyzed | Dil Fac |
|---|---|---|---|---|---|---|---|---|---|---|
| Radium-228 | 0.903 | U G | 0.677 | 0.682 | 1.00 | 1.06 | pCi/L | 04/03/20 07:01 | 04/23/20 07:33 | 1 |

| *Carrier* | *%Yield* | *Qualifier* | *Limits* | *Prepared* | *Analyzed* | *Dil Fac* |
|---|---|---|---|---|---|---|
| *Ba Carrier* | *59.0* | | *40 - 110* | *04/03/20 07:01* | *04/23/20 07:33* | *1* |
| *Y Carrier* | *85.2* | | *40 - 110* | *04/03/20 07:01* | *04/23/20 07:33* | *1* |

### Method: Ra226_Ra228 - Combined Radium-226 and Radium-228

| Analyte | Result | Qualifier | Count Uncert. (2σ+/-) | Total Uncert. (2σ+/-) | RL | MDC | Unit | Prepared | Analyzed | Dil Fac |
|---|---|---|---|---|---|---|---|---|---|---|
| **Combined Radium 226 + 228** | **1.20** | | 0.739 | 0.745 | 5.00 | 1.06 | pCi/L | | 04/28/20 09:16 | 1 |

## Client Sample ID: BA05441 MW-7 DIS

**Date Collected: 03/17/20 17:07**
**Date Received: 03/30/20 14:49**

## Lab Sample ID: 400-186042-17

**Matrix: Water**

### Method: 9315 - Radium-226 (GFPC) - Dissolved

| Analyte | Result | Qualifier | Count Uncert. (2σ+/-) | Total Uncert. (2σ+/-) | RL | MDC | Unit | Prepared | Analyzed | Dil Fac |
|---|---|---|---|---|---|---|---|---|---|---|
| Radium-226 | 0.0893 | U | 0.124 | 0.124 | 1.00 | 0.210 | pCi/L | 04/03/20 06:19 | 04/28/20 04:57 | 1 |

| *Carrier* | *%Yield* | *Qualifier* | *Limits* | *Prepared* | *Analyzed* | *Dil Fac* |
|---|---|---|---|---|---|---|
| *Ba Carrier* | *78.9* | | *40 - 110* | *04/03/20 06:19* | *04/28/20 04:57* | *1* |

### Method: 9320 - Radium-228 (GFPC) - Dissolved

| Analyte | Result | Qualifier | Count Uncert. (2σ+/-) | Total Uncert. (2σ+/-) | RL | MDC | Unit | Prepared | Analyzed | Dil Fac |
|---|---|---|---|---|---|---|---|---|---|---|
| Radium-228 | 0.110 | U | 0.295 | 0.295 | 1.00 | 0.512 | pCi/L | 04/03/20 07:01 | 04/23/20 07:33 | 1 |

| *Carrier* | *%Yield* | *Qualifier* | *Limits* | *Prepared* | *Analyzed* | *Dil Fac* |
|---|---|---|---|---|---|---|
| *Ba Carrier* | *78.9* | | *40 - 110* | *04/03/20 07:01* | *04/23/20 07:33* | *1* |
| *Y Carrier* | *88.6* | | *40 - 110* | *04/03/20 07:01* | *04/23/20 07:33* | *1* |

### Method: Ra226_Ra228 (D) - Combined Radium-226 and Radium-228 - Dissolved

| Analyte | Result | Qualifier | Count Uncert. (2σ+/-) | Total Uncert. (2σ+/-) | RL | MDC | Unit | Prepared | Analyzed | Dil Fac |
|---|---|---|---|---|---|---|---|---|---|---|
| Combined Radium 226 + 228 | 0.199 | U | 0.320 | 0.320 | 5.00 | 0.512 | pCi/L | | 04/28/20 09:15 | 1 |

## Client Sample ID: BA05442 MW-41HD

**Date Collected: 03/18/20 09:40**
**Date Received: 03/30/20 14:49**

## Lab Sample ID: 400-186042-18

**Matrix: Water**

### Method: 9315 - Radium-226 (GFPC)

| Analyte | Result | Qualifier | Count Uncert. (2σ+/-) | Total Uncert. (2σ+/-) | RL | MDC | Unit | Prepared | Analyzed | Dil Fac |
|---|---|---|---|---|---|---|---|---|---|---|
| Radium-226 | 0.0380 | U | 0.105 | 0.105 | 1.00 | 0.197 | pCi/L | 04/03/20 06:19 | 04/28/20 04:57 | 1 |

| *Carrier* | *%Yield* | *Qualifier* | *Limits* | *Prepared* | *Analyzed* | *Dil Fac* |
|---|---|---|---|---|---|---|
| *Ba Carrier* | *77.7* | | *40 - 110* | *04/03/20 06:19* | *04/28/20 04:57* | *1* |

### Method: 9320 - Radium-228 (GFPC)

| Analyte | Result | Qualifier | Count Uncert. (2σ+/-) | Total Uncert. (2σ+/-) | RL | MDC | Unit | Prepared | Analyzed | Dil Fac |
|---|---|---|---|---|---|---|---|---|---|---|
| **Radium-228** | **0.602** | | 0.346 | 0.351 | 1.00 | 0.518 | pCi/L | 04/03/20 07:01 | 04/23/20 07:33 | 1 |

| *Carrier* | *%Yield* | *Qualifier* | *Limits* | *Prepared* | *Analyzed* | *Dil Fac* |
|---|---|---|---|---|---|---|
| *Ba Carrier* | *77.7* | | *40 - 110* | *04/03/20 07:01* | *04/23/20 07:33* | *1* |
| *Y Carrier* | *87.1* | | *40 - 110* | *04/03/20 07:01* | *04/23/20 07:33* | *1* |

### Method: Ra226_Ra228 - Combined Radium-226 and Radium-228

| Analyte | Result | Qualifier | Count Uncert. (2σ+/-) | Total Uncert. (2σ+/-) | RL | MDC | Unit | Prepared | Analyzed | Dil Fac |
|---|---|---|---|---|---|---|---|---|---|---|
| **Combined Radium 226 + 228** | **0.640** | | 0.362 | 0.366 | 5.00 | 0.518 | pCi/L | | 04/28/20 09:16 | 1 |

## Client Sample ID: BA05443 MW-24H

**Date Collected: 03/18/20 10:35**
**Date Received: 03/30/20 14:49**

## Lab Sample ID: 400-186042-19

**Matrix: Water**

### Method: 9315 - Radium-226 (GFPC)

| Analyte | Result | Qualifier | Count Uncert. (2σ+/-) | Total Uncert. (2σ+/-) | RL | MDC | Unit | Prepared | Analyzed | Dil Fac |
|---|---|---|---|---|---|---|---|---|---|---|
| **Radium-226** | **0.313** | | 0.172 | 0.174 | 1.00 | 0.225 | pCi/L | 04/03/20 06:19 | 04/28/20 04:57 | 1 |

| *Carrier* | *%Yield* | *Qualifier* | *Limits* | *Prepared* | *Analyzed* | *Dil Fac* |
|---|---|---|---|---|---|---|
| *Ba Carrier* | *79.2* | | *40 - 110* | *04/03/20 06:19* | *04/28/20 04:57* | *1* |

### Method: 9320 - Radium-228 (GFPC)

| Analyte | Result | Qualifier | Count Uncert. (2σ+/-) | Total Uncert. (2σ+/-) | RL | MDC | Unit | Prepared | Analyzed | Dil Fac |
|---|---|---|---|---|---|---|---|---|---|---|
| Radium-228 | 0.475 | U | 0.332 | 0.335 | 1.00 | 0.516 | pCi/L | 04/03/20 07:01 | 04/23/20 07:33 | 1 |

| *Carrier* | *%Yield* | *Qualifier* | *Limits* | *Prepared* | *Analyzed* | *Dil Fac* |
|---|---|---|---|---|---|---|
| *Ba Carrier* | *79.2* | | *40 - 110* | *04/03/20 07:01* | *04/23/20 07:33* | *1* |
| *Y Carrier* | *90.5* | | *40 - 110* | *04/03/20 07:01* | *04/23/20 07:33* | *1* |

### Method: Ra226_Ra228 - Combined Radium-226 and Radium-228

| Analyte | Result | Qualifier | Count Uncert. (2σ+/-) | Total Uncert. (2σ+/-) | RL | MDC | Unit | Prepared | Analyzed | Dil Fac |
|---|---|---|---|---|---|---|---|---|---|---|
| **Combined Radium 226 + 228** | **0.788** | | 0.374 | 0.377 | 5.00 | 0.516 | pCi/L | | 04/28/20 09:16 | 1 |

## Client Sample ID: BA05444 MW-8

**Date Collected: 03/18/20 11:43**
**Date Received: 03/30/20 14:49**

## Lab Sample ID: 400-186042-20

**Matrix: Water**

### Method: 9315 - Radium-226 (GFPC)

| Analyte | Result | Qualifier | Count Uncert. (2σ+/-) | Total Uncert. (2σ+/-) | RL | MDC | Unit | Prepared | Analyzed | Dil Fac |
|---|---|---|---|---|---|---|---|---|---|---|
| Radium-226 | 0.120 | U | 0.127 | 0.127 | 1.00 | 0.201 | pCi/L | 04/03/20 06:19 | 04/28/20 04:57 | 1 |

| *Carrier* | *%Yield* | *Qualifier* | *Limits* | *Prepared* | *Analyzed* | *Dil Fac* |
|---|---|---|---|---|---|---|
| *Ba Carrier* | *81.7* | | *40 - 110* | *04/03/20 06:19* | *04/28/20 04:57* | *1* |

### Method: 9320 - Radium-228 (GFPC)

| Analyte | Result | Qualifier | Count Uncert. (2σ+/-) | Total Uncert. (2σ+/-) | RL | MDC | Unit | Prepared | Analyzed | Dil Fac |
|---|---|---|---|---|---|---|---|---|---|---|
| Radium-228 | 0.345 | U | 0.357 | 0.358 | 1.00 | 0.583 | pCi/L | 04/03/20 07:01 | 04/23/20 07:33 | 1 |

| *Carrier* | *%Yield* | *Qualifier* | *Limits* | *Prepared* | *Analyzed* | *Dil Fac* |
|---|---|---|---|---|---|---|
| *Ba Carrier* | *81.7* | | *40 - 110* | *04/03/20 07:01* | *04/23/20 07:33* | *1* |
| *Y Carrier* | *86.7* | | *40 - 110* | *04/03/20 07:01* | *04/23/20 07:33* | *1* |

### Method: Ra226_Ra228 - Combined Radium-226 and Radium-228

| Analyte | Result | Qualifier | Count Uncert. (2σ+/-) | Total Uncert. (2σ+/-) | RL | MDC | Unit | Prepared | Analyzed | Dil Fac |
|---|---|---|---|---|---|---|---|---|---|---|
| Combined Radium 226 + 228 | 0.465 | U | 0.379 | 0.380 | 5.00 | 0.583 | pCi/L | | 04/28/20 09:16 | 1 |

## Client Sample ID: BA05445 MW-12

**Date Collected: 03/18/20 14:20**
**Date Received: 03/30/20 14:49**

## Lab Sample ID: 400-186042-21

**Matrix: Water**

### Method: 9315 - Radium-226 (GFPC)

| Analyte | Result | Qualifier | Count Uncert. (2σ+/-) | Total Uncert. (2σ+/-) | RL | MDC | Unit | Prepared | Analyzed | Dil Fac |
|---|---|---|---|---|---|---|---|---|---|---|
| Radium-226 | 0.194 | U | 0.156 | 0.157 | 1.00 | 0.232 | pCi/L | 04/03/20 06:19 | 04/28/20 04:57 | 1 |

| *Carrier* | *%Yield* | *Qualifier* | *Limits* | *Prepared* | *Analyzed* | *Dil Fac* |
|---|---|---|---|---|---|---|
| *Ba Carrier* | *77.4* | | *40 - 110* | *04/03/20 06:19* | *04/28/20 04:57* | *1* |

### Method: 9320 - Radium-228 (GFPC)

| Analyte | Result | Qualifier | Count Uncert. (2σ+/-) | Total Uncert. (2σ+/-) | RL | MDC | Unit | Prepared | Analyzed | Dil Fac |
|---|---|---|---|---|---|---|---|---|---|---|
| Radium-228 | 0.411 | U | 0.339 | 0.342 | 1.00 | 0.539 | pCi/L | 04/03/20 07:01 | 04/23/20 07:33 | 1 |

| *Carrier* | *%Yield* | *Qualifier* | *Limits* | *Prepared* | *Analyzed* | *Dil Fac* |
|---|---|---|---|---|---|---|
| *Ba Carrier* | *77.4* | | *40 - 110* | *04/03/20 07:01* | *04/23/20 07:33* | *1* |
| *Y Carrier* | *88.2* | | *40 - 110* | *04/03/20 07:01* | *04/23/20 07:33* | *1* |

### Method: Ra226_Ra228 - Combined Radium-226 and Radium-228

| Analyte | Result | Qualifier | Count Uncert. (2σ+/-) | Total Uncert. (2σ+/-) | RL | MDC | Unit | Prepared | Analyzed | Dil Fac |
|---|---|---|---|---|---|---|---|---|---|---|
| **Combined Radium 226 + 228** | **0.605** | | 0.373 | 0.376 | 5.00 | 0.539 | pCi/L | | 04/28/20 09:16 | 1 |

## Client Sample ID: BA05446 MW-18

**Date Collected: 03/18/20 16:32**
**Date Received: 03/30/20 14:49**

## Lab Sample ID: 400-186042-22

**Matrix: Water**

### Method: 9315 - Radium-226 (GFPC)

| Analyte | Result | Qualifier | Count Uncert. (2σ+/-) | Total Uncert. (2σ+/-) | RL | MDC | Unit | Prepared | Analyzed | Dil Fac |
|---|---|---|---|---|---|---|---|---|---|---|
| Radium-226 | 0.201 | U | 0.152 | 0.153 | 1.00 | 0.221 | pCi/L | 04/03/20 06:19 | 04/28/20 04:57 | 1 |

| *Carrier* | *%Yield* | *Qualifier* | *Limits* | *Prepared* | *Analyzed* | *Dil Fac* |
|---|---|---|---|---|---|---|
| *Ba Carrier* | *82.6* | | *40 - 110* | *04/03/20 06:19* | *04/28/20 04:57* | *1* |

### Method: 9320 - Radium-228 (GFPC)

| Analyte | Result | Qualifier | Count Uncert. (2σ+/-) | Total Uncert. (2σ+/-) | RL | MDC | Unit | Prepared | Analyzed | Dil Fac |
|---|---|---|---|---|---|---|---|---|---|---|
| Radium-228 | 0.0801 | U | 0.322 | 0.322 | 1.00 | 0.564 | pCi/L | 04/03/20 07:01 | 04/23/20 07:33 | 1 |

| *Carrier* | *%Yield* | *Qualifier* | *Limits* | *Prepared* | *Analyzed* | *Dil Fac* |
|---|---|---|---|---|---|---|
| *Ba Carrier* | *82.6* | | *40 - 110* | *04/03/20 07:01* | *04/23/20 07:33* | *1* |
| *Y Carrier* | *85.6* | | *40 - 110* | *04/03/20 07:01* | *04/23/20 07:33* | *1* |

### Method: Ra226_Ra228 - Combined Radium-226 and Radium-228

| Analyte | Result | Qualifier | Count Uncert. (2σ+/-) | Total Uncert. (2σ+/-) | RL | MDC | Unit | Prepared | Analyzed | Dil Fac |
|---|---|---|---|---|---|---|---|---|---|---|
| Combined Radium 226 + 228 | 0.281 | U | 0.356 | 0.357 | 5.00 | 0.564 | pCi/L | | 04/28/20 09:17 | 1 |

## Client Sample ID: BA05447 FB-4

**Date Collected: 03/18/20 13:45**
**Date Received: 03/30/20 14:49**

## Lab Sample ID: 400-186042-23

**Matrix: Water**

### Method: 9315 - Radium-226 (GFPC)

| Analyte | Result | Qualifier | Count Uncert. (2σ+/-) | Total Uncert. (2σ+/-) | RL | MDC | Unit | Prepared | Analyzed | Dil Fac |
|---|---|---|---|---|---|---|---|---|---|---|
| Radium-226 | 0.0360 | U | 0.108 | 0.108 | 1.00 | 0.202 | pCi/L | 04/03/20 06:19 | 04/28/20 06:49 | 1 |

| *Carrier* | *%Yield* | *Qualifier* | *Limits* | *Prepared* | *Analyzed* | *Dil Fac* |
|---|---|---|---|---|---|---|
| *Ba Carrier* | *79.8* | | *40 - 110* | *04/03/20 06:19* | *04/28/20 06:49* | *1* |

### Method: 9320 - Radium-228 (GFPC)

| Analyte | Result | Qualifier | Count Uncert. (2σ+/-) | Total Uncert. (2σ+/-) | RL | MDC | Unit | Prepared | Analyzed | Dil Fac |
|---|---|---|---|---|---|---|---|---|---|---|
| Radium-228 | 0.416 | U | 0.348 | 0.350 | 1.00 | 0.555 | pCi/L | 04/03/20 07:01 | 04/23/20 07:34 | 1 |

| *Carrier* | *%Yield* | *Qualifier* | *Limits* | *Prepared* | *Analyzed* | *Dil Fac* |
|---|---|---|---|---|---|---|
| *Ba Carrier* | *79.8* | | *40 - 110* | *04/03/20 07:01* | *04/23/20 07:34* | *1* |
| *Y Carrier* | *86.0* | | *40 - 110* | *04/03/20 07:01* | *04/23/20 07:34* | *1* |

### Method: Ra226_Ra228 - Combined Radium-226 and Radium-228

| Analyte | Result | Qualifier | Count Uncert. (2σ+/-) | Total Uncert. (2σ+/-) | RL | MDC | Unit | Prepared | Analyzed | Dil Fac |
|---|---|---|---|---|---|---|---|---|---|---|
| Combined Radium 226 + 228 | 0.452 | U | 0.364 | 0.366 | 5.00 | 0.555 | pCi/L | | 04/28/20 09:17 | 1 |

## Client Sample ID: BA05448 MW-31H

**Date Collected: 03/18/20 14:35**
**Date Received: 03/30/20 14:49**

## Lab Sample ID: 400-186042-24

**Matrix: Water**

### Method: 9315 - Radium-226 (GFPC)

| Analyte | Result | Qualifier | Count Uncert. (2σ+/-) | Total Uncert. (2σ+/-) | RL | MDC | Unit | Prepared | Analyzed | Dil Fac |
|---|---|---|---|---|---|---|---|---|---|---|
| Radium-226 | 0.160 | U | 0.141 | 0.142 | 1.00 | 0.212 | pCi/L | 04/03/20 06:19 | 04/28/20 06:49 | 1 |

| *Carrier* | *%Yield* | *Qualifier* | *Limits* | *Prepared* | *Analyzed* | *Dil Fac* |
|---|---|---|---|---|---|---|
| *Ba Carrier* | *70.9* | | *40 - 110* | *04/03/20 06:19* | *04/28/20 06:49* | *1* |

### Method: 9320 - Radium-228 (GFPC)

| Analyte | Result | Qualifier | Count Uncert. (2σ+/-) | Total Uncert. (2σ+/-) | RL | MDC | Unit | Prepared | Analyzed | Dil Fac |
|---|---|---|---|---|---|---|---|---|---|---|
| Radium-228 | -0.105 | U | 0.303 | 0.303 | 1.00 | 0.569 | pCi/L | 04/03/20 07:01 | 04/23/20 07:34 | 1 |

| *Carrier* | *%Yield* | *Qualifier* | *Limits* | *Prepared* | *Analyzed* | *Dil Fac* |
|---|---|---|---|---|---|---|
| *Ba Carrier* | *70.9* | | *40 - 110* | *04/03/20 07:01* | *04/23/20 07:34* | *1* |
| *Y Carrier* | *90.5* | | *40 - 110* | *04/03/20 07:01* | *04/23/20 07:34* | *1* |

### Method: Ra226_Ra228 - Combined Radium-226 and Radium-228

| Analyte | Result | Qualifier | Count Uncert. (2σ+/-) | Total Uncert. (2σ+/-) | RL | MDC | Unit | Prepared | Analyzed | Dil Fac |
|---|---|---|---|---|---|---|---|---|---|---|
| Combined Radium 226 + 228 | 0.0549 | U | 0.334 | 0.335 | 5.00 | 0.569 | pCi/L | | 04/28/20 09:17 | 1 |

## Client Sample ID: BA05872 MW-9V

**Date Collected: 03/23/20 16:05**
**Date Received: 03/30/20 14:49**

## Lab Sample ID: 400-186042-25

**Matrix: Water**

### Method: 9315 - Radium-226 (GFPC)

| Analyte | Result | Qualifier | Count Uncert. (2σ+/-) | Total Uncert. (2σ+/-) | RL | MDC | Unit | Prepared | Analyzed | Dil Fac |
|---|---|---|---|---|---|---|---|---|---|---|
| Radium-226 | 0.0952 | U | 0.137 | 0.138 | 1.00 | 0.234 | pCi/L | 04/03/20 06:19 | 04/28/20 06:49 | 1 |

| *Carrier* | *%Yield* | *Qualifier* | *Limits* | *Prepared* | *Analyzed* | *Dil Fac* |
|---|---|---|---|---|---|---|
| *Ba Carrier* | *71.9* | | *40 - 110* | *04/03/20 06:19* | *04/28/20 06:49* | *1* |

### Method: 9320 - Radium-228 (GFPC)

| Analyte | Result | Qualifier | Count Uncert. (2σ+/-) | Total Uncert. (2σ+/-) | RL | MDC | Unit | Prepared | Analyzed | Dil Fac |
|---|---|---|---|---|---|---|---|---|---|---|
| Radium-228 | 0.0608 | U | 0.383 | 0.383 | 1.00 | 0.677 | pCi/L | 04/03/20 07:01 | 04/23/20 07:34 | 1 |

| *Carrier* | *%Yield* | *Qualifier* | *Limits* | *Prepared* | *Analyzed* | *Dil Fac* |
|---|---|---|---|---|---|---|
| *Ba Carrier* | *71.9* | | *40 - 110* | *04/03/20 07:01* | *04/23/20 07:34* | *1* |
| *Y Carrier* | *78.1* | | *40 - 110* | *04/03/20 07:01* | *04/23/20 07:34* | *1* |

### Method: Ra226_Ra228 - Combined Radium-226 and Radium-228

| Analyte | Result | Qualifier | Count Uncert. (2σ+/-) | Total Uncert. (2σ+/-) | RL | MDC | Unit | Prepared | Analyzed | Dil Fac |
|---|---|---|---|---|---|---|---|---|---|---|
| Combined Radium 226 + 228 | 0.156 | U | 0.407 | 0.407 | 5.00 | 0.677 | pCi/L | | 04/28/20 09:17 | 1 |

## Client Sample ID: BA05873 MW-42H

**Date Collected: 03/24/20 08:50**
**Date Received: 03/30/20 14:49**

## Lab Sample ID: 400-186042-26

**Matrix: Water**

### Method: 9315 - Radium-226 (GFPC)

| Analyte | Result | Qualifier | Count Uncert. (2σ+/-) | Total Uncert. (2σ+/-) | RL | MDC | Unit | Prepared | Analyzed | Dil Fac |
|---|---|---|---|---|---|---|---|---|---|---|
| Radium-226 | 0.0912 | U | 0.124 | 0.124 | 1.00 | 0.208 | pCi/L | 04/03/20 06:19 | 04/28/20 06:49 | 1 |

| *Carrier* | *%Yield* | *Qualifier* | *Limits* | *Prepared* | *Analyzed* | *Dil Fac* |
|---|---|---|---|---|---|---|
| *Ba Carrier* | *80.1* | | *40 - 110* | *04/03/20 06:19* | *04/28/20 06:49* | *1* |

### Method: 9320 - Radium-228 (GFPC)

| Analyte | Result | Qualifier | Count Uncert. (2σ+/-) | Total Uncert. (2σ+/-) | RL | MDC | Unit | Prepared | Analyzed | Dil Fac |
|---|---|---|---|---|---|---|---|---|---|---|
| Radium-228 | -0.00917 | U | 0.268 | 0.268 | 1.00 | 0.488 | pCi/L | 04/03/20 07:01 | 04/23/20 07:34 | 1 |

| *Carrier* | *%Yield* | *Qualifier* | *Limits* | *Prepared* | *Analyzed* | *Dil Fac* |
|---|---|---|---|---|---|---|
| *Ba Carrier* | *80.1* | | *40 - 110* | *04/03/20 07:01* | *04/23/20 07:34* | *1* |
| *Y Carrier* | *88.2* | | *40 - 110* | *04/03/20 07:01* | *04/23/20 07:34* | *1* |

### Method: Ra226_Ra228 - Combined Radium-226 and Radium-228

| Analyte | Result | Qualifier | Count Uncert. (2σ+/-) | Total Uncert. (2σ+/-) | RL | MDC | Unit | Prepared | Analyzed | Dil Fac |
|---|---|---|---|---|---|---|---|---|---|---|
| Combined Radium 226 + 228 | 0.0821 | U | 0.295 | 0.295 | 5.00 | 0.488 | pCi/L | | 04/28/20 09:17 | 1 |

## Client Sample ID: BA05874 MW-42H DUP

**Date Collected: 03/24/20 08:50**
**Date Received: 03/30/20 14:49**

## Lab Sample ID: 400-186042-27

**Matrix: Water**

### Method: 9315 - Radium-226 (GFPC)

| Analyte | Result | Qualifier | Count Uncert. (2σ+/-) | Total Uncert. (2σ+/-) | RL | MDC | Unit | Prepared | Analyzed | Dil Fac |
|---|---|---|---|---|---|---|---|---|---|---|
| Radium-226 | 0.182 | | 0.111 | 0.112 | 1.00 | 0.143 | pCi/L | 04/03/20 07:07 | 04/28/20 06:51 | 1 |

| *Carrier* | *%Yield* | *Qualifier* | *Limits* | *Prepared* | *Analyzed* | *Dil Fac* |
|---|---|---|---|---|---|---|
| *Ba Carrier* | *89.9* | | *40 - 110* | *04/03/20 07:07* | *04/28/20 06:51* | *1* |

### Method: 9320 - Radium-228 (GFPC)

| Analyte | Result | Qualifier | Count Uncert. (2σ+/-) | Total Uncert. (2σ+/-) | RL | MDC | Unit | Prepared | Analyzed | Dil Fac |
|---|---|---|---|---|---|---|---|---|---|---|
| Radium-228 | 0.246 | U | 0.330 | 0.331 | 1.00 | 0.549 | pCi/L | 04/03/20 07:37 | 04/21/20 16:32 | 1 |

| *Carrier* | *%Yield* | *Qualifier* | *Limits* | *Prepared* | *Analyzed* | *Dil Fac* |
|---|---|---|---|---|---|---|
| *Ba Carrier* | *89.9* | | *40 - 110* | *04/03/20 07:37* | *04/21/20 16:32* | *1* |
| *Y Carrier* | *86.0* | | *40 - 110* | *04/03/20 07:37* | *04/21/20 16:32* | *1* |

### Method: Ra226_Ra228 - Combined Radium-226 and Radium-228

| Analyte | Result | Qualifier | Count Uncert. (2σ+/-) | Total Uncert. (2σ+/-) | RL | MDC | Unit | Prepared | Analyzed | Dil Fac |
|---|---|---|---|---|---|---|---|---|---|---|
| Combined Radium 226 + 228 | 0.428 | U | 0.348 | 0.349 | 5.00 | 0.549 | pCi/L | | 04/28/20 13:02 | 1 |

## Client Sample ID: BA05875 MW-38H

**Date Collected: 03/24/20 10:55**
**Date Received: 03/30/20 14:49**

## Lab Sample ID: 400-186042-28

**Matrix: Water**

### Method: 9315 - Radium-226 (GFPC)

| Analyte | Result | Qualifier | Count Uncert. (2σ+/-) | Total Uncert. (2σ+/-) | RL | MDC | Unit | Prepared | Analyzed | Dil Fac |
|---|---|---|---|---|---|---|---|---|---|---|
| **Radium-226** | **0.208** | | 0.132 | 0.133 | 1.00 | 0.172 | pCi/L | 04/03/20 07:07 | 04/28/20 06:51 | 1 |

| *Carrier* | *%Yield* | *Qualifier* | *Limits* | *Prepared* | *Analyzed* | *Dil Fac* |
|---|---|---|---|---|---|---|
| *Ba Carrier* | *70.9* | | *40 - 110* | *04/03/20 07:07* | *04/28/20 06:51* | *1* |

### Method: 9320 - Radium-228 (GFPC)

| Analyte | Result | Qualifier | Count Uncert. (2σ+/-) | Total Uncert. (2σ+/-) | RL | MDC | Unit | Prepared | Analyzed | Dil Fac |
|---|---|---|---|---|---|---|---|---|---|---|
| Radium-228 | 0.654 | U | 0.469 | 0.473 | 1.00 | 0.738 | pCi/L | 04/03/20 07:37 | 04/21/20 16:32 | 1 |

| *Carrier* | *%Yield* | *Qualifier* | *Limits* | *Prepared* | *Analyzed* | *Dil Fac* |
|---|---|---|---|---|---|---|
| *Ba Carrier* | *70.9* | | *40 - 110* | *04/03/20 07:37* | *04/21/20 16:32* | *1* |
| *Y Carrier* | *89.0* | | *40 - 110* | *04/03/20 07:37* | *04/21/20 16:32* | *1* |

### Method: Ra226_Ra228 - Combined Radium-226 and Radium-228

| Analyte | Result | Qualifier | Count Uncert. (2σ+/-) | Total Uncert. (2σ+/-) | RL | MDC | Unit | Prepared | Analyzed | Dil Fac |
|---|---|---|---|---|---|---|---|---|---|---|
| **Combined Radium 226 + 228** | **0.862** | | 0.487 | 0.491 | 5.00 | 0.738 | pCi/L | | 04/28/20 13:02 | 1 |

## Client Sample ID: BA05876 MW-19

**Date Collected: 03/24/20 14:25**
**Date Received: 03/30/20 14:49**

## Lab Sample ID: 400-186042-29

**Matrix: Water**

### Method: 9315 - Radium-226 (GFPC)

| Analyte | Result | Qualifier | Count Uncert. (2σ+/-) | Total Uncert. (2σ+/-) | RL | MDC | Unit | Prepared | Analyzed | Dil Fac |
|---|---|---|---|---|---|---|---|---|---|---|
| Radium-226 | 0.180 | U | 0.134 | 0.135 | 1.00 | 0.196 | pCi/L | 04/03/20 07:07 | 04/28/20 06:51 | 1 |

| *Carrier* | *%Yield* | *Qualifier* | *Limits* | *Prepared* | *Analyzed* | *Dil Fac* |
|---|---|---|---|---|---|---|
| *Ba Carrier* | *90.8* | | *40 - 110* | *04/03/20 07:07* | *04/28/20 06:51* | *1* |

### Method: 9320 - Radium-228 (GFPC)

| Analyte | Result | Qualifier | Count Uncert. (2σ+/-) | Total Uncert. (2σ+/-) | RL | MDC | Unit | Prepared | Analyzed | Dil Fac |
|---|---|---|---|---|---|---|---|---|---|---|
| **Radium-228** | **0.893** | | 0.344 | 0.354 | 1.00 | 0.472 | pCi/L | 04/03/20 07:37 | 04/21/20 16:32 | 1 |

| *Carrier* | *%Yield* | *Qualifier* | *Limits* | *Prepared* | *Analyzed* | *Dil Fac* |
|---|---|---|---|---|---|---|
| *Ba Carrier* | *90.8* | | *40 - 110* | *04/03/20 07:37* | *04/21/20 16:32* | *1* |
| *Y Carrier* | *90.8* | | *40 - 110* | *04/03/20 07:37* | *04/21/20 16:32* | *1* |

### Method: Ra226_Ra228 - Combined Radium-226 and Radium-228

| Analyte | Result | Qualifier | Count Uncert. (2σ+/-) | Total Uncert. (2σ+/-) | RL | MDC | Unit | Prepared | Analyzed | Dil Fac |
|---|---|---|---|---|---|---|---|---|---|---|
| **Combined Radium 226 + 228** | **1.07** | | 0.369 | 0.379 | 5.00 | 0.472 | pCi/L | | 04/28/20 13:02 | 1 |

## Client Sample ID: BA05877 EB-1

**Date Collected: 03/24/20 14:50**
**Date Received: 03/30/20 14:49**

## Lab Sample ID: 400-186042-30

**Matrix: Water**

### Method: 9315 - Radium-226 (GFPC)

| Analyte | Result | Qualifier | Count Uncert. (2σ+/-) | Total Uncert. (2σ+/-) | RL | MDC | Unit | Prepared | Analyzed | Dil Fac |
|---|---|---|---|---|---|---|---|---|---|---|
| Radium-226 | 0.0150 | U | 0.0796 | 0.0796 | 1.00 | 0.158 | pCi/L | 04/03/20 07:07 | 04/28/20 06:51 | 1 |

| *Carrier* | *%Yield* | *Qualifier* | *Limits* | *Prepared* | *Analyzed* | *Dil Fac* |
|---|---|---|---|---|---|---|
| *Ba Carrier* | *80.1* | | *40 - 110* | *04/03/20 07:07* | *04/28/20 06:51* | *1* |

### Method: 9320 - Radium-228 (GFPC)

| Analyte | Result | Qualifier | Count Uncert. (2σ+/-) | Total Uncert. (2σ+/-) | RL | MDC | Unit | Prepared | Analyzed | Dil Fac |
|---|---|---|---|---|---|---|---|---|---|---|
| Radium-228 | 0.266 | U | 0.324 | 0.325 | 1.00 | 0.536 | pCi/L | 04/03/20 07:37 | 04/21/20 16:32 | 1 |

| *Carrier* | *%Yield* | *Qualifier* | *Limits* | *Prepared* | *Analyzed* | *Dil Fac* |
|---|---|---|---|---|---|---|
| *Ba Carrier* | *80.1* | | *40 - 110* | *04/03/20 07:37* | *04/21/20 16:32* | *1* |
| *Y Carrier* | *93.1* | | *40 - 110* | *04/03/20 07:37* | *04/21/20 16:32* | *1* |

### Method: Ra226_Ra228 - Combined Radium-226 and Radium-228

| Analyte | Result | Qualifier | Count Uncert. (2σ+/-) | Total Uncert. (2σ+/-) | RL | MDC | Unit | Prepared | Analyzed | Dil Fac |
|---|---|---|---|---|---|---|---|---|---|---|
| Combined Radium 226 + 228 | 0.281 | U | 0.334 | 0.335 | 5.00 | 0.536 | pCi/L | | 04/28/20 13:02 | 1 |

## Client Sample ID: BA05878 MW-29H

**Date Collected: 03/25/20 10:08**
**Date Received: 03/30/20 14:49**

## Lab Sample ID: 400-186042-31

**Matrix: Water**

### Method: 9315 - Radium-226 (GFPC)

| Analyte | Result | Qualifier | Count Uncert. (2σ+/-) | Total Uncert. (2σ+/-) | RL | MDC | Unit | Prepared | Analyzed | Dil Fac |
|---|---|---|---|---|---|---|---|---|---|---|
| Radium-226 | 0.0627 | U | 0.109 | 0.109 | 1.00 | 0.190 | pCi/L | 04/03/20 07:07 | 04/28/20 06:51 | 1 |

| *Carrier* | *%Yield* | *Qualifier* | *Limits* | *Prepared* | *Analyzed* | *Dil Fac* |
|---|---|---|---|---|---|---|
| *Ba Carrier* | *93.9* | | *40 - 110* | *04/03/20 07:07* | *04/28/20 06:51* | *1* |

### Method: 9320 - Radium-228 (GFPC)

| Analyte | Result | Qualifier | Count Uncert. (2σ+/-) | Total Uncert. (2σ+/-) | RL | MDC | Unit | Prepared | Analyzed | Dil Fac |
|---|---|---|---|---|---|---|---|---|---|---|
| Radium-228 | -0.0267 | U | 0.258 | 0.258 | 1.00 | 0.469 | pCi/L | 04/03/20 07:37 | 04/21/20 16:32 | 1 |

| *Carrier* | *%Yield* | *Qualifier* | *Limits* | *Prepared* | *Analyzed* | *Dil Fac* |
|---|---|---|---|---|---|---|
| *Ba Carrier* | *93.9* | | *40 - 110* | *04/03/20 07:37* | *04/21/20 16:32* | *1* |
| *Y Carrier* | *93.8* | | *40 - 110* | *04/03/20 07:37* | *04/21/20 16:32* | *1* |

### Method: Ra226_Ra228 - Combined Radium-226 and Radium-228

| Analyte | Result | Qualifier | Count Uncert. (2σ+/-) | Total Uncert. (2σ+/-) | RL | MDC | Unit | Prepared | Analyzed | Dil Fac |
|---|---|---|---|---|---|---|---|---|---|---|
| Combined Radium 226 + 228 | 0.0360 | U | 0.280 | 0.280 | 5.00 | 0.469 | pCi/L | | 04/28/20 13:02 | 1 |

## Client Sample ID: BA05879 MW-17V

**Date Collected: 03/25/20 12:38**
**Date Received: 03/30/20 14:49**

## Lab Sample ID: 400-186042-32

**Matrix: Water**

### Method: 9315 - Radium-226 (GFPC)

| Analyte | Result | Qualifier | Count Uncert. (2σ+/-) | Total Uncert. (2σ+/-) | RL | MDC | Unit | Prepared | Analyzed | Dil Fac |
|---|---|---|---|---|---|---|---|---|---|---|
| Radium-226 | 0.119 | U | 0.120 | 0.121 | 1.00 | 0.189 | pCi/L | 04/03/20 07:07 | 04/28/20 06:51 | 1 |

| *Carrier* | *%Yield* | *Qualifier* | *Limits* | *Prepared* | *Analyzed* | *Dil Fac* |
|---|---|---|---|---|---|---|
| *Ba Carrier* | *78.3* | | *40 - 110* | *04/03/20 07:07* | *04/28/20 06:51* | *1* |

### Method: 9320 - Radium-228 (GFPC)

| Analyte | Result | Qualifier | Count Uncert. (2σ+/-) | Total Uncert. (2σ+/-) | RL | MDC | Unit | Prepared | Analyzed | Dil Fac |
|---|---|---|---|---|---|---|---|---|---|---|
| Radium-228 | -0.0532 | U | 0.331 | 0.331 | 1.00 | 0.602 | pCi/L | 04/03/20 07:37 | 04/21/20 16:32 | 1 |

| *Carrier* | *%Yield* | *Qualifier* | *Limits* | *Prepared* | *Analyzed* | *Dil Fac* |
|---|---|---|---|---|---|---|
| *Ba Carrier* | *78.3* | | *40 - 110* | *04/03/20 07:37* | *04/21/20 16:32* | *1* |
| *Y Carrier* | *90.5* | | *40 - 110* | *04/03/20 07:37* | *04/21/20 16:32* | *1* |

### Method: Ra226_Ra228 - Combined Radium-226 and Radium-228

| Analyte | Result | Qualifier | Count Uncert. (2σ+/-) | Total Uncert. (2σ+/-) | RL | MDC | Unit | Prepared | Analyzed | Dil Fac |
|---|---|---|---|---|---|---|---|---|---|---|
| Combined Radium 226 + 228 | 0.0656 | U | 0.352 | 0.352 | 5.00 | 0.602 | pCi/L | | 04/28/20 13:02 | 1 |

## Client Sample ID: BA05880 FB-2

**Date Collected: 03/25/20 13:20**
**Date Received: 03/30/20 14:49**

## Lab Sample ID: 400-186042-33

**Matrix: Water**

### Method: 9315 - Radium-226 (GFPC)

| Analyte | Result | Qualifier | Count Uncert. (2σ+/-) | Total Uncert. (2σ+/-) | RL | MDC | Unit | Prepared | Analyzed | Dil Fac |
|---|---|---|---|---|---|---|---|---|---|---|
| Radium-226 | -0.00213 | U | 0.0742 | 0.0742 | 1.00 | 0.155 | pCi/L | 04/03/20 07:07 | 04/28/20 06:51 | 1 |

| *Carrier* | *%Yield* | *Qualifier* | *Limits* | *Prepared* | *Analyzed* | *Dil Fac* |
|---|---|---|---|---|---|---|
| *Ba Carrier* | *90.5* | | *40 - 110* | *04/03/20 07:07* | *04/28/20 06:51* | *1* |

### Method: 9320 - Radium-228 (GFPC)

| Analyte | Result | Qualifier | Count Uncert. (2σ+/-) | Total Uncert. (2σ+/-) | RL | MDC | Unit | Prepared | Analyzed | Dil Fac |
|---|---|---|---|---|---|---|---|---|---|---|
| Radium-228 | -0.0221 | U | 0.242 | 0.242 | 1.00 | 0.439 | pCi/L | 04/03/20 07:37 | 04/21/20 16:32 | 1 |

| *Carrier* | *%Yield* | *Qualifier* | *Limits* | *Prepared* | *Analyzed* | *Dil Fac* |
|---|---|---|---|---|---|---|
| *Ba Carrier* | *90.5* | | *40 - 110* | *04/03/20 07:37* | *04/21/20 16:32* | *1* |
| *Y Carrier* | *108* | | *40 - 110* | *04/03/20 07:37* | *04/21/20 16:32* | *1* |

### Method: Ra226_Ra228 - Combined Radium-226 and Radium-228

| Analyte | Result | Qualifier | Count Uncert. (2σ+/-) | Total Uncert. (2σ+/-) | RL | MDC | Unit | Prepared | Analyzed | Dil Fac |
|---|---|---|---|---|---|---|---|---|---|---|
| Combined Radium 226 + 228 | -0.0242 | U | 0.253 | 0.253 | 5.00 | 0.439 | pCi/L | | 04/28/20 13:02 | 1 |

## Client Sample ID: BA05881 MW-21V

**Date Collected: 03/23/20 17:14**
**Date Received: 03/30/20 14:49**

## Lab Sample ID: 400-186042-34

**Matrix: Water**

### Method: 9315 - Radium-226 (GFPC)

| Analyte | Result | Qualifier | Count Uncert. (2σ+/-) | Total Uncert. (2σ+/-) | RL | MDC | Unit | Prepared | Analyzed | Dil Fac |
|---|---|---|---|---|---|---|---|---|---|---|
| Radium-226 | 0.264 | | 0.133 | 0.135 | 1.00 | 0.168 | pCi/L | 04/03/20 07:07 | 04/28/20 06:51 | 1 |

| *Carrier* | *%Yield* | *Qualifier* | *Limits* | *Prepared* | *Analyzed* | *Dil Fac* |
|---|---|---|---|---|---|---|
| *Ba Carrier* | *98.2* | | *40 - 110* | *04/03/20 07:07* | *04/28/20 06:51* | *1* |

### Method: 9320 - Radium-228 (GFPC)

| Analyte | Result | Qualifier | Count Uncert. (2σ+/-) | Total Uncert. (2σ+/-) | RL | MDC | Unit | Prepared | Analyzed | Dil Fac |
|---|---|---|---|---|---|---|---|---|---|---|
| Radium-228 | 0.718 | | 0.333 | 0.340 | 1.00 | 0.485 | pCi/L | 04/03/20 07:37 | 04/21/20 16:32 | 1 |

| *Carrier* | *%Yield* | *Qualifier* | *Limits* | *Prepared* | *Analyzed* | *Dil Fac* |
|---|---|---|---|---|---|---|
| *Ba Carrier* | *98.2* | | *40 - 110* | *04/03/20 07:37* | *04/21/20 16:32* | *1* |
| *Y Carrier* | *90.1* | | *40 - 110* | *04/03/20 07:37* | *04/21/20 16:32* | *1* |

### Method: Ra226_Ra228 - Combined Radium-226 and Radium-228

| Analyte | Result | Qualifier | Count Uncert. (2σ+/-) | Total Uncert. (2σ+/-) | RL | MDC | Unit | Prepared | Analyzed | Dil Fac |
|---|---|---|---|---|---|---|---|---|---|---|
| Combined Radium 226 + 228 | 0.982 | | 0.359 | 0.366 | 5.00 | 0.485 | pCi/L | | 04/28/20 13:02 | 1 |

## Client Sample ID: BA05882 MW-12V

**Date Collected: 03/24/20 11:32**
**Date Received: 03/30/20 14:49**

## Lab Sample ID: 400-186042-35

**Matrix: Water**

### Method: 9315 - Radium-226 (GFPC)

| Analyte | Result | Qualifier | Count Uncert. (2σ+/-) | Total Uncert. (2σ+/-) | RL | MDC | Unit | Prepared | Analyzed | Dil Fac |
|---|---|---|---|---|---|---|---|---|---|---|
| Radium-226 | 0.360 | | 0.231 | 0.233 | 1.00 | 0.309 | pCi/L | 04/03/20 07:07 | 04/28/20 06:51 | 1 |

| *Carrier* | *%Yield* | *Qualifier* | *Limits* | *Prepared* | *Analyzed* | *Dil Fac* |
|---|---|---|---|---|---|---|
| *Ba Carrier* | *69.4* | | *40 - 110* | *04/03/20 07:07* | *04/28/20 06:51* | *1* |

### Method: 9320 - Radium-228 (GFPC)

| Analyte | Result | Qualifier | Count Uncert. (2σ+/-) | Total Uncert. (2σ+/-) | RL | MDC | Unit | Prepared | Analyzed | Dil Fac |
|---|---|---|---|---|---|---|---|---|---|---|
| Radium-228 | 0.517 | U G | 0.622 | 0.624 | 1.00 | 1.03 | pCi/L | 04/03/20 07:37 | 04/21/20 16:32 | 1 |

| *Carrier* | *%Yield* | *Qualifier* | *Limits* | *Prepared* | *Analyzed* | *Dil Fac* |
|---|---|---|---|---|---|---|
| *Ba Carrier* | *69.4* | | *40 - 110* | *04/03/20 07:37* | *04/21/20 16:32* | *1* |
| *Y Carrier* | *83.7* | | *40 - 110* | *04/03/20 07:37* | *04/21/20 16:32* | *1* |

### Method: Ra226_Ra228 - Combined Radium-226 and Radium-228

| Analyte | Result | Qualifier | Count Uncert. (2σ+/-) | Total Uncert. (2σ+/-) | RL | MDC | Unit | Prepared | Analyzed | Dil Fac |
|---|---|---|---|---|---|---|---|---|---|---|
| Combined Radium 226 + 228 | 0.877 | U | 0.664 | 0.666 | 5.00 | 1.03 | pCi/L | | 04/28/20 13:02 | 1 |

## Client Sample ID: BA05883 MW-12V DIS

**Date Collected: 03/24/20 11:32**
**Date Received: 03/30/20 14:49**

## Lab Sample ID: 400-186042-36

**Matrix: Water**

### Method: 9315 - Radium-226 (GFPC) - Dissolved

| Analyte | Result | Qualifier | Count Uncert. (2σ+/-) | Total Uncert. (2σ+/-) | RL | MDC | Unit | Prepared | Analyzed | Dil Fac |
|---|---|---|---|---|---|---|---|---|---|---|
| **Radium-226** | **0.433** | | 0.163 | 0.168 | 1.00 | 0.177 | pCi/L | 04/03/20 07:07 | 04/28/20 06:51 | 1 |

| *Carrier* | *%Yield* | *Qualifier* | *Limits* | *Prepared* | *Analyzed* | *Dil Fac* |
|---|---|---|---|---|---|---|
| *Ba Carrier* | *93.6* | | *40 - 110* | *04/03/20 07:07* | *04/28/20 06:51* | *1* |

### Method: 9320 - Radium-228 (GFPC) - Dissolved

| Analyte | Result | Qualifier | Count Uncert. (2σ+/-) | Total Uncert. (2σ+/-) | RL | MDC | Unit | Prepared | Analyzed | Dil Fac |
|---|---|---|---|---|---|---|---|---|---|---|
| Radium-228 | 0.248 | U | 0.302 | 0.303 | 1.00 | 0.500 | pCi/L | 04/03/20 07:37 | 04/21/20 16:32 | 1 |

| *Carrier* | *%Yield* | *Qualifier* | *Limits* | *Prepared* | *Analyzed* | *Dil Fac* |
|---|---|---|---|---|---|---|
| *Ba Carrier* | *93.6* | | *40 - 110* | *04/03/20 07:37* | *04/21/20 16:32* | *1* |
| *Y Carrier* | *91.2* | | *40 - 110* | *04/03/20 07:37* | *04/21/20 16:32* | *1* |

### Method: Ra226_Ra228 (D) - Combined Radium-226 and Radium-228 - Dissolved

| Analyte | Result | Qualifier | Count Uncert. (2σ+/-) | Total Uncert. (2σ+/-) | RL | MDC | Unit | Prepared | Analyzed | Dil Fac |
|---|---|---|---|---|---|---|---|---|---|---|
| **Combined Radium 226 + 228** | **0.681** | | 0.343 | 0.346 | 5.00 | 0.500 | pCi/L | | 04/28/20 13:01 | 1 |

## Client Sample ID: BA05884 MW-25HA

**Date Collected: 03/24/20 13:10**
**Date Received: 03/30/20 14:49**

## Lab Sample ID: 400-186042-37

**Matrix: Water**

### Method: 9315 - Radium-226 (GFPC)

| Analyte | Result | Qualifier | Count Uncert. (2σ+/-) | Total Uncert. (2σ+/-) | RL | MDC | Unit | Prepared | Analyzed | Dil Fac |
|---|---|---|---|---|---|---|---|---|---|---|
| Radium-226 | 0.271 | U | 0.204 | 0.206 | 1.00 | 0.298 | pCi/L | 04/03/20 07:07 | 04/28/20 06:51 | 1 |

| *Carrier* | *%Yield* | *Qualifier* | *Limits* | *Prepared* | *Analyzed* | *Dil Fac* |
|---|---|---|---|---|---|---|
| *Ba Carrier* | *51.4* | | *40 - 110* | *04/03/20 07:07* | *04/28/20 06:51* | *1* |

### Method: 9320 - Radium-228 (GFPC)

| Analyte | Result | Qualifier | Count Uncert. (2σ+/-) | Total Uncert. (2σ+/-) | RL | MDC | Unit | Prepared | Analyzed | Dil Fac |
|---|---|---|---|---|---|---|---|---|---|---|
| Radium-228 | -0.272 | U G | 0.775 | 0.775 | 1.00 | 1.43 | pCi/L | 04/03/20 07:37 | 04/21/20 16:32 | 1 |

| *Carrier* | *%Yield* | *Qualifier* | *Limits* | *Prepared* | *Analyzed* | *Dil Fac* |
|---|---|---|---|---|---|---|
| *Ba Carrier* | *51.4* | | *40 - 110* | *04/03/20 07:37* | *04/21/20 16:32* | *1* |
| *Y Carrier* | *61.7* | | *40 - 110* | *04/03/20 07:37* | *04/21/20 16:32* | *1* |

### Method: Ra226_Ra228 - Combined Radium-226 and Radium-228

| Analyte | Result | Qualifier | Count Uncert. (2σ+/-) | Total Uncert. (2σ+/-) | RL | MDC | Unit | Prepared | Analyzed | Dil Fac |
|---|---|---|---|---|---|---|---|---|---|---|
| Combined Radium 226 + 228 | -0.00194 | U | 0.801 | 0.802 | 5.00 | 1.43 | pCi/L | | 04/28/20 13:02 | 1 |

## Client Sample ID: BA05885 MW-2

**Date Collected: 03/25/20 08:32**
**Date Received: 03/30/20 14:49**

## Lab Sample ID: 400-186042-38

**Matrix: Water**

### Method: 9315 - Radium-226 (GFPC)

| Analyte | Result | Qualifier | Count Uncert. (2σ+/-) | Total Uncert. (2σ+/-) | RL | MDC | Unit | Prepared | Analyzed | Dil Fac |
|---|---|---|---|---|---|---|---|---|---|---|
| Radium-226 | 0.162 | U | 0.116 | 0.117 | 1.00 | 0.166 | pCi/L | 04/03/20 07:07 | 04/28/20 08:37 | 1 |

| *Carrier* | *%Yield* | *Qualifier* | *Limits* | *Prepared* | *Analyzed* | *Dil Fac* |
|---|---|---|---|---|---|---|
| *Ba Carrier* | *95.1* | | *40 - 110* | *04/03/20 07:07* | *04/28/20 08:37* | *1* |

### Method: 9320 - Radium-228 (GFPC)

| Analyte | Result | Qualifier | Count Uncert. (2σ+/-) | Total Uncert. (2σ+/-) | RL | MDC | Unit | Prepared | Analyzed | Dil Fac |
|---|---|---|---|---|---|---|---|---|---|---|
| **Radium-228** | **3.83** | **G** | 1.07 | 1.13 | 1.00 | 1.38 | pCi/L | 04/23/20 07:29 | 04/27/20 16:29 | 1 |

| *Carrier* | *%Yield* | *Qualifier* | *Limits* | *Prepared* | *Analyzed* | *Dil Fac* |
|---|---|---|---|---|---|---|
| *Ba Carrier* | *102* | | *40 - 110* | *04/23/20 07:29* | *04/27/20 16:29* | *1* |
| *Y Carrier* | *69.2* | | *40 - 110* | *04/23/20 07:29* | *04/27/20 16:29* | *1* |

### Method: Ra226_Ra228 - Combined Radium-226 and Radium-228

| Analyte | Result | Qualifier | Count Uncert. (2σ+/-) | Total Uncert. (2σ+/-) | RL | MDC | Unit | Prepared | Analyzed | Dil Fac |
|---|---|---|---|---|---|---|---|---|---|---|
| **Combined Radium 226 + 228** | **4.00** | | 1.08 | 1.14 | 5.00 | 1.38 | pCi/L | | 04/29/20 10:21 | 1 |

## Client Sample ID: BA05886 MW-43HO

**Date Collected: 03/25/20 10:00**
**Date Received: 03/30/20 14:49**

## Lab Sample ID: 400-186042-39

**Matrix: Water**

### Method: 9315 - Radium-226 (GFPC)

| Analyte | Result | Qualifier | Count Uncert. (2σ+/-) | Total Uncert. (2σ+/-) | RL | MDC | Unit | Prepared | Analyzed | Dil Fac |
|---|---|---|---|---|---|---|---|---|---|---|
| Radium-226 | 0.140 | U | 0.130 | 0.131 | 1.00 | 0.201 | pCi/L | 04/03/20 07:07 | 04/28/20 08:37 | 1 |

| *Carrier* | *%Yield* | *Qualifier* | *Limits* | *Prepared* | *Analyzed* | *Dil Fac* |
|---|---|---|---|---|---|---|
| *Ba Carrier* | *73.7* | | *40 - 110* | *04/03/20 07:07* | *04/28/20 08:37* | *1* |

### Method: 9320 - Radium-228 (GFPC)

| Analyte | Result | Qualifier | Count Uncert. (2σ+/-) | Total Uncert. (2σ+/-) | RL | MDC | Unit | Prepared | Analyzed | Dil Fac |
|---|---|---|---|---|---|---|---|---|---|---|
| Radium-228 | 0.538 | U | 0.505 | 0.507 | 1.00 | 0.818 | pCi/L | 04/03/20 07:37 | 04/21/20 16:41 | 1 |

| *Carrier* | *%Yield* | *Qualifier* | *Limits* | *Prepared* | *Analyzed* | *Dil Fac* |
|---|---|---|---|---|---|---|
| *Ba Carrier* | *73.7* | | *40 - 110* | *04/03/20 07:37* | *04/21/20 16:41* | *1* |
| *Y Carrier* | *89.7* | | *40 - 110* | *04/03/20 07:37* | *04/21/20 16:41* | *1* |

### Method: Ra226_Ra228 - Combined Radium-226 and Radium-228

| Analyte | Result | Qualifier | Count Uncert. (2σ+/-) | Total Uncert. (2σ+/-) | RL | MDC | Unit | Prepared | Analyzed | Dil Fac |
|---|---|---|---|---|---|---|---|---|---|---|
| Combined Radium 226 + 228 | 0.678 | U | 0.521 | 0.524 | 5.00 | 0.818 | pCi/L | | 04/28/20 13:02 | 1 |

## Client Sample ID: BA05887 PZ-18

**Date Collected: 03/25/20 11:53**
**Date Received: 03/30/20 14:49**

## Lab Sample ID: 400-186042-40

**Matrix: Water**

### Method: 9315 - Radium-226 (GFPC)

| Analyte | Result | Qualifier | Count Uncert. (2σ+/-) | Total Uncert. (2σ+/-) | RL | MDC | Unit | Prepared | Analyzed | Dil Fac |
|---|---|---|---|---|---|---|---|---|---|---|
| Radium-226 | 0.0267 | U | 0.0969 | 0.0969 | 1.00 | 0.181 | pCi/L | 04/03/20 07:07 | 04/28/20 08:37 | 1 |

| *Carrier* | *%Yield* | *Qualifier* | *Limits* | *Prepared* | *Analyzed* | *Dil Fac* |
|---|---|---|---|---|---|---|
| *Ba Carrier* | *91.1* | | *40 - 110* | *04/03/20 07:07* | *04/28/20 08:37* | *1* |

### Method: 9320 - Radium-228 (GFPC)

| Analyte | Result | Qualifier | Count Uncert. (2σ+/-) | Total Uncert. (2σ+/-) | RL | MDC | Unit | Prepared | Analyzed | Dil Fac |
|---|---|---|---|---|---|---|---|---|---|---|
| Radium-228 | 0.103 | U | 0.319 | 0.319 | 1.00 | 0.552 | pCi/L | 04/03/20 07:37 | 04/21/20 16:41 | 1 |

| *Carrier* | *%Yield* | *Qualifier* | *Limits* | *Prepared* | *Analyzed* | *Dil Fac* |
|---|---|---|---|---|---|---|
| *Ba Carrier* | *91.1* | | *40 - 110* | *04/03/20 07:37* | *04/21/20 16:41* | *1* |
| *Y Carrier* | *93.1* | | *40 - 110* | *04/03/20 07:37* | *04/21/20 16:41* | *1* |

### Method: Ra226_Ra228 - Combined Radium-226 and Radium-228

| Analyte | Result | Qualifier | Count Uncert. (2σ+/-) | Total Uncert. (2σ+/-) | RL | MDC | Unit | Prepared | Analyzed | Dil Fac |
|---|---|---|---|---|---|---|---|---|---|---|
| Combined Radium 226 + 228 | 0.130 | U | 0.333 | 0.333 | 5.00 | 0.552 | pCi/L | | 04/28/20 13:02 | 1 |

## Client Sample ID: BA05888 PZ-18 DUP

**Date Collected: 03/25/20 11:53**
**Date Received: 03/30/20 14:49**

## Lab Sample ID: 400-186042-41

**Matrix: Water**

### Method: 9315 - Radium-226 (GFPC)

| Analyte | Result | Qualifier | Count Uncert. (2σ+/-) | Total Uncert. (2σ+/-) | RL | MDC | Unit | Prepared | Analyzed | Dil Fac |
|---|---|---|---|---|---|---|---|---|---|---|
| Radium-226 | 0.0592 | U | 0.0897 | 0.0899 | 1.00 | 0.155 | pCi/L | 04/03/20 07:07 | 04/28/20 08:38 | 1 |

| *Carrier* | *%Yield* | *Qualifier* | *Limits* | *Prepared* | *Analyzed* | *Dil Fac* |
|---|---|---|---|---|---|---|
| *Ba Carrier* | *79.5* | | *40 - 110* | *04/03/20 07:07* | *04/28/20 08:38* | *1* |

### Method: 9320 - Radium-228 (GFPC)

| Analyte | Result | Qualifier | Count Uncert. (2σ+/-) | Total Uncert. (2σ+/-) | RL | MDC | Unit | Prepared | Analyzed | Dil Fac |
|---|---|---|---|---|---|---|---|---|---|---|
| Radium-228 | 0.494 | U | 0.431 | 0.433 | 1.00 | 0.693 | pCi/L | 04/03/20 07:37 | 04/21/20 16:41 | 1 |

| *Carrier* | *%Yield* | *Qualifier* | *Limits* | *Prepared* | *Analyzed* | *Dil Fac* |
|---|---|---|---|---|---|---|
| *Ba Carrier* | *79.5* | | *40 - 110* | *04/03/20 07:37* | *04/21/20 16:41* | *1* |
| *Y Carrier* | *93.8* | | *40 - 110* | *04/03/20 07:37* | *04/21/20 16:41* | *1* |

### Method: Ra226_Ra228 - Combined Radium-226 and Radium-228

| Analyte | Result | Qualifier | Count Uncert. (2σ+/-) | Total Uncert. (2σ+/-) | RL | MDC | Unit | Prepared | Analyzed | Dil Fac |
|---|---|---|---|---|---|---|---|---|---|---|
| Combined Radium 226 + 228 | 0.554 | U | 0.440 | 0.442 | 5.00 | 0.693 | pCi/L | | 04/28/20 13:02 | 1 |

## Client Sample ID: BA05889 MW-18V

**Date Collected: 03/25/20 13:00**
**Date Received: 03/30/20 14:49**

## Lab Sample ID: 400-186042-42

**Matrix: Water**

### Method: 9315 - Radium-226 (GFPC)

| Analyte | Result | Qualifier | Count Uncert. (2σ+/-) | Total Uncert. (2σ+/-) | RL | MDC | Unit | Prepared | Analyzed | Dil Fac |
|---|---|---|---|---|---|---|---|---|---|---|
| Radium-226 | 0.0748 | U | 0.0879 | 0.0881 | 1.00 | 0.143 | pCi/L | 04/03/20 07:07 | 04/28/20 08:38 | 1 |

| *Carrier* | *%Yield* | *Qualifier* | *Limits* | *Prepared* | *Analyzed* | *Dil Fac* |
|---|---|---|---|---|---|---|
| *Ba Carrier* | *89.6* | | *40 - 110* | *04/03/20 07:07* | *04/28/20 08:38* | *1* |

### Method: 9320 - Radium-228 (GFPC)

| Analyte | Result | Qualifier | Count Uncert. (2σ+/-) | Total Uncert. (2σ+/-) | RL | MDC | Unit | Prepared | Analyzed | Dil Fac |
|---|---|---|---|---|---|---|---|---|---|---|
| Radium-228 | -0.0783 | U | 0.371 | 0.371 | 1.00 | 0.666 | pCi/L | 04/03/20 07:37 | 04/21/20 16:41 | 1 |

| *Carrier* | *%Yield* | *Qualifier* | *Limits* | *Prepared* | *Analyzed* | *Dil Fac* |
|---|---|---|---|---|---|---|
| *Ba Carrier* | *89.6* | | *40 - 110* | *04/03/20 07:37* | *04/21/20 16:41* | *1* |
| *Y Carrier* | *89.3* | | *40 - 110* | *04/03/20 07:37* | *04/21/20 16:41* | *1* |

### Method: Ra226_Ra228 - Combined Radium-226 and Radium-228

| Analyte | Result | Qualifier | Count Uncert. (2σ+/-) | Total Uncert. (2σ+/-) | RL | MDC | Unit | Prepared | Analyzed | Dil Fac |
|---|---|---|---|---|---|---|---|---|---|---|
| Combined Radium 226 + 228 | -0.00344 | U | 0.381 | 0.381 | 5.00 | 0.666 | pCi/L | | 04/28/20 13:02 | 1 |

## Client Sample ID: BA05890 MW-32H

**Date Collected: 03/24/20 10:20**
**Date Received: 03/30/20 14:49**

## Lab Sample ID: 400-186042-43

**Matrix: Water**

### Method: 9315 - Radium-226 (GFPC)

| Analyte | Result | Qualifier | Count Uncert. (2σ+/-) | Total Uncert. (2σ+/-) | RL | MDC | Unit | Prepared | Analyzed | Dil Fac |
|---|---|---|---|---|---|---|---|---|---|---|
| Radium-226 | 0.0633 | U | 0.0856 | 0.0858 | 1.00 | 0.144 | pCi/L | 04/03/20 07:07 | 04/28/20 08:38 | 1 |

| *Carrier* | *%Yield* | *Qualifier* | *Limits* | *Prepared* | *Analyzed* | *Dil Fac* |
|---|---|---|---|---|---|---|
| *Ba Carrier* | *86.9* | | *40 - 110* | *04/03/20 07:07* | *04/28/20 08:38* | *1* |

### Method: 9320 - Radium-228 (GFPC)

| Analyte | Result | Qualifier | Count Uncert. (2σ+/-) | Total Uncert. (2σ+/-) | RL | MDC | Unit | Prepared | Analyzed | Dil Fac |
|---|---|---|---|---|---|---|---|---|---|---|
| Radium-228 | 0.249 | U | 0.358 | 0.358 | 1.00 | 0.599 | pCi/L | 04/03/20 07:37 | 04/21/20 16:41 | 1 |

| *Carrier* | *%Yield* | *Qualifier* | *Limits* | *Prepared* | *Analyzed* | *Dil Fac* |
|---|---|---|---|---|---|---|
| *Ba Carrier* | *86.9* | | *40 - 110* | *04/03/20 07:37* | *04/21/20 16:41* | *1* |
| *Y Carrier* | *87.5* | | *40 - 110* | *04/03/20 07:37* | *04/21/20 16:41* | *1* |

### Method: Ra226_Ra228 - Combined Radium-226 and Radium-228

| Analyte | Result | Qualifier | Count Uncert. (2σ+/-) | Total Uncert. (2σ+/-) | RL | MDC | Unit | Prepared | Analyzed | Dil Fac |
|---|---|---|---|---|---|---|---|---|---|---|
| Combined Radium 226 + 228 | 0.313 | U | 0.368 | 0.368 | 5.00 | 0.599 | pCi/L | | 04/28/20 13:02 | 1 |

## Client Sample ID: BA05891 FB-3

**Date Collected: 03/24/20 11:25**
**Date Received: 03/30/20 14:49**

## Lab Sample ID: 400-186042-44

**Matrix: Water**

### Method: 9315 - Radium-226 (GFPC)

| Analyte | Result | Qualifier | Count Uncert. (2σ+/-) | Total Uncert. (2σ+/-) | RL | MDC | Unit | Prepared | Analyzed | Dil Fac |
|---|---|---|---|---|---|---|---|---|---|---|
| Radium-226 | 0.0975 | U | 0.117 | 0.117 | 1.00 | 0.192 | pCi/L | 04/03/20 07:07 | 04/28/20 08:38 | 1 |

| *Carrier* | *%Yield* | *Qualifier* | *Limits* | *Prepared* | *Analyzed* | *Dil Fac* |
|---|---|---|---|---|---|---|
| *Ba Carrier* | *92.4* | | *40 - 110* | *04/03/20 07:07* | *04/28/20 08:38* | *1* |

### Method: 9320 - Radium-228 (GFPC)

| Analyte | Result | Qualifier | Count Uncert. (2σ+/-) | Total Uncert. (2σ+/-) | RL | MDC | Unit | Prepared | Analyzed | Dil Fac |
|---|---|---|---|---|---|---|---|---|---|---|
| Radium-228 | 0.0987 | U | 0.330 | 0.330 | 1.00 | 0.572 | pCi/L | 04/03/20 07:37 | 04/21/20 16:41 | 1 |

| *Carrier* | *%Yield* | *Qualifier* | *Limits* | *Prepared* | *Analyzed* | *Dil Fac* |
|---|---|---|---|---|---|---|
| *Ba Carrier* | *92.4* | | *40 - 110* | *04/03/20 07:37* | *04/21/20 16:41* | *1* |
| *Y Carrier* | *90.5* | | *40 - 110* | *04/03/20 07:37* | *04/21/20 16:41* | *1* |

### Method: Ra226_Ra228 - Combined Radium-226 and Radium-228

| Analyte | Result | Qualifier | Count Uncert. (2σ+/-) | Total Uncert. (2σ+/-) | RL | MDC | Unit | Prepared | Analyzed | Dil Fac |
|---|---|---|---|---|---|---|---|---|---|---|
| Combined Radium 226 + 228 | 0.196 | U | 0.350 | 0.350 | 5.00 | 0.572 | pCi/L | | 04/28/20 13:02 | 1 |

## Client Sample ID: BA05892 PZ-22

**Date Collected: 03/24/20 11:40**
**Date Received: 03/30/20 14:49**

## Lab Sample ID: 400-186042-45

**Matrix: Water**

### Method: 9315 - Radium-226 (GFPC)

| Analyte | Result | Qualifier | Count Uncert. (2σ+/-) | Total Uncert. (2σ+/-) | RL | MDC | Unit | Prepared | Analyzed | Dil Fac |
|---|---|---|---|---|---|---|---|---|---|---|
| **Radium-226** | **0.329** | | 0.140 | 0.143 | 1.00 | 0.154 | pCi/L | 04/03/20 08:51 | 04/27/20 05:30 | 1 |

| *Carrier* | *%Yield* | *Qualifier* | *Limits* | *Prepared* | *Analyzed* | *Dil Fac* |
|---|---|---|---|---|---|---|
| *Ba Carrier* | *91.1* | | *40 - 110* | *04/03/20 08:51* | *04/27/20 05:30* | *1* |

### Method: 9320 - Radium-228 (GFPC)

| Analyte | Result | Qualifier | Count Uncert. (2σ+/-) | Total Uncert. (2σ+/-) | RL | MDC | Unit | Prepared | Analyzed | Dil Fac |
|---|---|---|---|---|---|---|---|---|---|---|
| Radium-228 | 0.550 | U | 0.390 | 0.393 | 1.00 | 0.600 | pCi/L | 04/03/20 09:16 | 04/20/20 13:53 | 1 |

| *Carrier* | *%Yield* | *Qualifier* | *Limits* | *Prepared* | *Analyzed* | *Dil Fac* |
|---|---|---|---|---|---|---|
| *Ba Carrier* | *91.1* | | *40 - 110* | *04/03/20 09:16* | *04/20/20 13:53* | *1* |
| *Y Carrier* | *68.0* | | *40 - 110* | *04/03/20 09:16* | *04/20/20 13:53* | *1* |

### Method: Ra226_Ra228 - Combined Radium-226 and Radium-228

| Analyte | Result | Qualifier | Count Uncert. (2σ+/-) | Total Uncert. (2σ+/-) | RL | MDC | Unit | Prepared | Analyzed | Dil Fac |
|---|---|---|---|---|---|---|---|---|---|---|
| **Combined Radium 226 + 228** | **0.878** | | 0.414 | 0.418 | 5.00 | 0.600 | pCi/L | | 04/27/20 10:24 | 1 |

## Client Sample ID: BA05893 PZ-22 DUP

**Date Collected: 03/24/20 11:40**
**Date Received: 03/30/20 14:49**

## Lab Sample ID: 400-186042-46

**Matrix: Water**

### Method: 9315 - Radium-226 (GFPC)

| Analyte | Result | Qualifier | Count Uncert. (2σ+/-) | Total Uncert. (2σ+/-) | RL | MDC | Unit | Prepared | Analyzed | Dil Fac |
|---|---|---|---|---|---|---|---|---|---|---|
| **Radium-226** | **0.335** | | 0.168 | 0.170 | 1.00 | 0.207 | pCi/L | 04/03/20 08:51 | 04/27/20 05:30 | 1 |

| *Carrier* | *%Yield* | *Qualifier* | *Limits* | *Prepared* | *Analyzed* | *Dil Fac* |
|---|---|---|---|---|---|---|
| *Ba Carrier* | *73.1* | | *40 - 110* | *04/03/20 08:51* | *04/27/20 05:30* | *1* |

### Method: 9320 - Radium-228 (GFPC)

| Analyte | Result | Qualifier | Count Uncert. (2σ+/-) | Total Uncert. (2σ+/-) | RL | MDC | Unit | Prepared | Analyzed | Dil Fac |
|---|---|---|---|---|---|---|---|---|---|---|
| Radium-228 | 0.461 | U | 0.475 | 0.477 | 1.00 | 0.772 | pCi/L | 04/03/20 09:16 | 04/20/20 13:53 | 1 |

| *Carrier* | *%Yield* | *Qualifier* | *Limits* | *Prepared* | *Analyzed* | *Dil Fac* |
|---|---|---|---|---|---|---|
| *Ba Carrier* | *73.1* | | *40 - 110* | *04/03/20 09:16* | *04/20/20 13:53* | *1* |
| *Y Carrier* | *66.2* | | *40 - 110* | *04/03/20 09:16* | *04/20/20 13:53* | *1* |

### Method: Ra226_Ra228 - Combined Radium-226 and Radium-228

| Analyte | Result | Qualifier | Count Uncert. (2σ+/-) | Total Uncert. (2σ+/-) | RL | MDC | Unit | Prepared | Analyzed | Dil Fac |
|---|---|---|---|---|---|---|---|---|---|---|
| **Combined Radium 226 + 228** | **0.796** | | 0.504 | 0.506 | 5.00 | 0.772 | pCi/L | | 04/27/20 10:24 | 1 |

## Client Sample ID: BA05894 PZ-16

**Date Collected: 03/24/20 12:48**
**Date Received: 03/30/20 14:49**

## Lab Sample ID: 400-186042-47

**Matrix: Water**

### Method: 9315 - Radium-226 (GFPC)

| Analyte | Result | Qualifier | Count Uncert. (2σ+/-) | Total Uncert. (2σ+/-) | RL | MDC | Unit | Prepared | Analyzed | Dil Fac |
|---|---|---|---|---|---|---|---|---|---|---|
| Radium-226 | 0.111 | U | 0.103 | 0.104 | 1.00 | 0.159 | pCi/L | 04/03/20 08:51 | 04/27/20 05:30 | 1 |

| *Carrier* | *%Yield* | *Qualifier* | *Limits* | *Prepared* | *Analyzed* | *Dil Fac* |
|---|---|---|---|---|---|---|
| *Ba Carrier* | *97.6* | | *40 - 110* | *04/03/20 08:51* | *04/27/20 05:30* | *1* |

### Method: 9320 - Radium-228 (GFPC)

| Analyte | Result | Qualifier | Count Uncert. (2σ+/-) | Total Uncert. (2σ+/-) | RL | MDC | Unit | Prepared | Analyzed | Dil Fac |
|---|---|---|---|---|---|---|---|---|---|---|
| **Radium-228** | **0.737** | | 0.419 | 0.424 | 1.00 | 0.636 | pCi/L | 04/03/20 09:16 | 04/20/20 13:53 | 1 |

| *Carrier* | *%Yield* | *Qualifier* | *Limits* | *Prepared* | *Analyzed* | *Dil Fac* |
|---|---|---|---|---|---|---|
| *Ba Carrier* | *97.6* | | *40 - 110* | *04/03/20 09:16* | *04/20/20 13:53* | *1* |
| *Y Carrier* | *79.3* | | *40 - 110* | *04/03/20 09:16* | *04/20/20 13:53* | *1* |

### Method: Ra226_Ra228 - Combined Radium-226 and Radium-228

| Analyte | Result | Qualifier | Count Uncert. (2σ+/-) | Total Uncert. (2σ+/-) | RL | MDC | Unit | Prepared | Analyzed | Dil Fac |
|---|---|---|---|---|---|---|---|---|---|---|
| **Combined Radium 226 + 228** | **0.847** | | 0.431 | 0.437 | 5.00 | 0.636 | pCi/L | | 04/27/20 10:24 | 1 |

## Client Sample ID: BA05895 MW-16D

**Date Collected: 03/24/20 13:45**
**Date Received: 03/30/20 14:49**

## Lab Sample ID: 400-186042-48

**Matrix: Water**

### Method: 9315 - Radium-226 (GFPC)

| Analyte | Result | Qualifier | Count Uncert. (2σ+/-) | Total Uncert. (2σ+/-) | RL | MDC | Unit | Prepared | Analyzed | Dil Fac |
|---|---|---|---|---|---|---|---|---|---|---|
| Radium-226 | 0.142 | U | 0.105 | 0.106 | 1.00 | 0.146 | pCi/L | 04/03/20 08:51 | 04/27/20 05:30 | 1 |

| *Carrier* | *%Yield* | *Qualifier* | *Limits* | *Prepared* | *Analyzed* | *Dil Fac* |
|---|---|---|---|---|---|---|
| *Ba Carrier* | *87.2* | | *40 - 110* | *04/03/20 08:51* | *04/27/20 05:30* | *1* |

### Method: 9320 - Radium-228 (GFPC)

| Analyte | Result | Qualifier | Count Uncert. (2σ+/-) | Total Uncert. (2σ+/-) | RL | MDC | Unit | Prepared | Analyzed | Dil Fac |
|---|---|---|---|---|---|---|---|---|---|---|
| Radium-228 | 0.494 | U | 0.395 | 0.398 | 1.00 | 0.624 | pCi/L | 04/03/20 09:16 | 04/20/20 13:53 | 1 |

| *Carrier* | *%Yield* | *Qualifier* | *Limits* | *Prepared* | *Analyzed* | *Dil Fac* |
|---|---|---|---|---|---|---|
| *Ba Carrier* | *87.2* | | *40 - 110* | *04/03/20 09:16* | *04/20/20 13:53* | *1* |
| *Y Carrier* | *76.3* | | *40 - 110* | *04/03/20 09:16* | *04/20/20 13:53* | *1* |

### Method: Ra226_Ra228 - Combined Radium-226 and Radium-228

| Analyte | Result | Qualifier | Count Uncert. (2σ+/-) | Total Uncert. (2σ+/-) | RL | MDC | Unit | Prepared | Analyzed | Dil Fac |
|---|---|---|---|---|---|---|---|---|---|---|
| **Combined Radium 226 + 228** | **0.636** | | 0.409 | 0.412 | 5.00 | 0.624 | pCi/L | | 04/27/20 10:24 | 1 |

## Client Sample ID: BA05896 MW-26H

**Date Collected: 03/25/20 11:42**
**Date Received: 03/30/20 14:49**

## Lab Sample ID: 400-186042-49

**Matrix: Water**

### Method: 9315 - Radium-226 (GFPC)

| Analyte | Result | Qualifier | Count Uncert. (2σ+/-) | Total Uncert. (2σ+/-) | RL | MDC | Unit | Prepared | Analyzed | Dil Fac |
|---|---|---|---|---|---|---|---|---|---|---|
| Radium-226 | 0.325 | U | 0.271 | 0.272 | 1.00 | 0.394 | pCi/L | 04/03/20 08:51 | 04/27/20 05:30 | 1 |

| *Carrier* | *%Yield* | *Qualifier* | *Limits* | *Prepared* | *Analyzed* | *Dil Fac* |
|---|---|---|---|---|---|---|
| *Ba Carrier* | *44.0* | | *40 - 110* | *04/03/20 08:51* | *04/27/20 05:30* | *1* |

### Method: 9320 - Radium-228 (GFPC)

| Analyte | Result | Qualifier | Count Uncert. (2σ+/-) | Total Uncert. (2σ+/-) | RL | MDC | Unit | Prepared | Analyzed | Dil Fac |
|---|---|---|---|---|---|---|---|---|---|---|
| Radium-228 | 0.382 | U G | 1.03 | 1.03 | 1.00 | 1.78 | pCi/L | 04/03/20 09:16 | 04/20/20 13:53 | 1 |

| *Carrier* | *%Yield* | *Qualifier* | *Limits* | *Prepared* | *Analyzed* | *Dil Fac* |
|---|---|---|---|---|---|---|
| *Ba Carrier* | *44.0* | | *40 - 110* | *04/03/20 09:16* | *04/20/20 13:53* | *1* |
| *Y Carrier* | *80.0* | | *40 - 110* | *04/03/20 09:16* | *04/20/20 13:53* | *1* |

### Method: Ra226_Ra228 - Combined Radium-226 and Radium-228

| Analyte | Result | Qualifier | Count Uncert. (2σ+/-) | Total Uncert. (2σ+/-) | RL | MDC | Unit | Prepared | Analyzed | Dil Fac |
|---|---|---|---|---|---|---|---|---|---|---|
| Combined Radium 226 + 228 | 0.707 | U | 1.07 | 1.07 | 5.00 | 1.78 | pCi/L | | 04/27/20 10:24 | 1 |

## Client Sample ID: BA05897 MW-26H DIS

**Date Collected: 03/25/20 11:42**
**Date Received: 03/30/20 14:49**

## Lab Sample ID: 400-186042-50

**Matrix: Water**

### Method: 9315 - Radium-226 (GFPC) - Dissolved

| Analyte | Result | Qualifier | Count Uncert. (2σ+/-) | Total Uncert. (2σ+/-) | RL | MDC | Unit | Prepared | Analyzed | Dil Fac |
|---|---|---|---|---|---|---|---|---|---|---|
| Radium-226 | 0.157 | U | 0.123 | 0.124 | 1.00 | 0.183 | pCi/L | 04/03/20 08:51 | 04/27/20 05:30 | 1 |

| *Carrier* | *%Yield* | *Qualifier* | *Limits* | *Prepared* | *Analyzed* | *Dil Fac* |
|---|---|---|---|---|---|---|
| *Ba Carrier* | *98.8* | | *40 - 110* | *04/03/20 08:51* | *04/27/20 05:30* | *1* |

### Method: 9320 - Radium-228 (GFPC) - Dissolved

| Analyte | Result | Qualifier | Count Uncert. (2σ+/-) | Total Uncert. (2σ+/-) | RL | MDC | Unit | Prepared | Analyzed | Dil Fac |
|---|---|---|---|---|---|---|---|---|---|---|
| **Radium-228** | **0.974** | | 0.392 | 0.402 | 1.00 | 0.540 | pCi/L | 04/03/20 09:16 | 04/20/20 13:53 | 1 |

| *Carrier* | *%Yield* | *Qualifier* | *Limits* | *Prepared* | *Analyzed* | *Dil Fac* |
|---|---|---|---|---|---|---|
| *Ba Carrier* | *98.8* | | *40 - 110* | *04/03/20 09:16* | *04/20/20 13:53* | *1* |
| *Y Carrier* | *76.6* | | *40 - 110* | *04/03/20 09:16* | *04/20/20 13:53* | *1* |

### Method: Ra226_Ra228 (D) - Combined Radium-226 and Radium-228 - Dissolved

| Analyte | Result | Qualifier | Count Uncert. (2σ+/-) | Total Uncert. (2σ+/-) | RL | MDC | Unit | Prepared | Analyzed | Dil Fac |
|---|---|---|---|---|---|---|---|---|---|---|
| **Combined Radium 226 + 228** | **1.13** | | 0.411 | 0.421 | 5.00 | 0.540 | pCi/L | | 04/27/20 10:27 | 1 |

# Definitions/Glossary

Client: Alabama Power General Test Laboratory
Project/Site: CCR Plant Gorgas

Job ID: 400-186042-1
SDG: Gorgas Ash Pond 1268

## Qualifiers

### Rad

| Qualifier | Qualifier Description |
|---|---|
| G | The Sample MDC is greater than the requested RL. |
| U | Result is less than the sample detection limit. |

## Glossary

| Abbreviation | These commonly used abbreviations may or may not be present in this report. |
|---|---|
| ¤ | Listed under the "D" column to designate that the result is reported on a dry weight basis |
| %R | Percent Recovery |
| CFL | Contains Free Liquid |
| CNF | Contains No Free Liquid |
| DER | Duplicate Error Ratio (normalized absolute difference) |
| Dil Fac | Dilution Factor |
| DL | Detection Limit (DoD/DOE) |
| DL, RA, RE, IN | Indicates a Dilution, Re-analysis, Re-extraction, or additional Initial metals/anion analysis of the sample |
| DLC | Decision Level Concentration (Radiochemistry) |
| EDL | Estimated Detection Limit (Dioxin) |
| LOD | Limit of Detection (DoD/DOE) |
| LOQ | Limit of Quantitation (DoD/DOE) |
| MDA | Minimum Detectable Activity (Radiochemistry) |
| MDC | Minimum Detectable Concentration (Radiochemistry) |
| MDL | Method Detection Limit |
| ML | Minimum Level (Dioxin) |
| NC | Not Calculated |
| ND | Not Detected at the reporting limit (or MDL or EDL if shown) |
| PQL | Practical Quantitation Limit |
| QC | Quality Control |
| RER | Relative Error Ratio (Radiochemistry) |
| RL | Reporting Limit or Requested Limit (Radiochemistry) |
| RPD | Relative Percent Difference, a measure of the relative difference between two points |
| TEF | Toxicity Equivalent Factor (Dioxin) |
| TEQ | Toxicity Equivalent Quotient (Dioxin) |

# Lab Chronicle

Client: Alabama Power General Test Laboratory
Project/Site: CCR Plant Gorgas

Job ID: 400-186042-1
SDG: Gorgas Ash Pond 1268

## Client Sample ID: BA05425 MW-17

**Lab Sample ID: 400-186042-1**
**Matrix: Water**
**Date Collected: 03/16/20 13:41**
**Date Received: 03/30/20 14:49**

| Prep Type | Batch Type | Batch Method | Run | Dilution Factor | Batch Number | Prepared or Analyzed | Analyst | Lab |
|---|---|---|---|---|---|---|---|---|
| Total/NA | Prep | PrecSep-21 | | | 466701 | 04/06/20 07:59 | EJQ | TAL SL |
| Total/NA | Analysis | 9315 | | 1 | 469141 | 04/29/20 06:41 | AJD | TAL SL |
| Total/NA | Prep | PrecSep_0 | | | 466705 | 04/06/20 08:15 | EJQ | TAL SL |
| Total/NA | Analysis | 9320 | | 1 | 468146 | 04/20/20 13:39 | KLS | TAL SL |
| Total/NA | Analysis | Ra226_Ra228 | | 1 | 469153 | 04/29/20 10:06 | SMP | TAL SL |

## Client Sample ID: BA05426 MW-28H

**Lab Sample ID: 400-186042-2**
**Matrix: Water**
**Date Collected: 03/16/20 14:57**
**Date Received: 03/30/20 14:49**

| Prep Type | Batch Type | Batch Method | Run | Dilution Factor | Batch Number | Prepared or Analyzed | Analyst | Lab |
|---|---|---|---|---|---|---|---|---|
| Total/NA | Prep | PrecSep-21 | | | 466701 | 04/06/20 07:59 | EJQ | TAL SL |
| Total/NA | Analysis | 9315 | | 1 | 469141 | 04/29/20 06:41 | AJD | TAL SL |
| Total/NA | Prep | PrecSep_0 | | | 466705 | 04/06/20 08:15 | EJQ | TAL SL |
| Total/NA | Analysis | 9320 | | 1 | 468146 | 04/20/20 13:39 | KLS | TAL SL |
| Total/NA | Analysis | Ra226_Ra228 | | 1 | 469153 | 04/29/20 10:06 | SMP | TAL SL |

## Client Sample ID: BA05427 FB-1

**Lab Sample ID: 400-186042-3**
**Matrix: Water**
**Date Collected: 03/16/20 16:15**
**Date Received: 03/30/20 14:49**

| Prep Type | Batch Type | Batch Method | Run | Dilution Factor | Batch Number | Prepared or Analyzed | Analyst | Lab |
|---|---|---|---|---|---|---|---|---|
| Total/NA | Prep | PrecSep-21 | | | 466701 | 04/06/20 07:59 | EJQ | TAL SL |
| Total/NA | Analysis | 9315 | | 1 | 469145 | 04/29/20 06:56 | CJQ | TAL SL |
| Total/NA | Prep | PrecSep_0 | | | 466705 | 04/06/20 08:15 | EJQ | TAL SL |
| Total/NA | Analysis | 9320 | | 1 | 468146 | 04/20/20 13:39 | KLS | TAL SL |
| Total/NA | Analysis | Ra226_Ra228 | | 1 | 469153 | 04/29/20 10:06 | SMP | TAL SL |

## Client Sample ID: BA05428 MW-34HO

**Lab Sample ID: 400-186042-4**
**Matrix: Water**
**Date Collected: 03/16/20 16:52**
**Date Received: 03/30/20 14:49**

| Prep Type | Batch Type | Batch Method | Run | Dilution Factor | Batch Number | Prepared or Analyzed | Analyst | Lab |
|---|---|---|---|---|---|---|---|---|
| Total/NA | Prep | PrecSep-21 | | | 466701 | 04/06/20 07:59 | EJQ | TAL SL |
| Total/NA | Analysis | 9315 | | 1 | 469145 | 04/29/20 06:56 | CJQ | TAL SL |
| Total/NA | Prep | PrecSep_0 | | | 466705 | 04/06/20 08:15 | EJQ | TAL SL |
| Total/NA | Analysis | 9320 | | 1 | 468146 | 04/20/20 13:39 | KLS | TAL SL |
| Total/NA | Analysis | Ra226_Ra228 | | 1 | 469153 | 04/29/20 10:06 | SMP | TAL SL |

# Lab Chronicle

Client: Alabama Power General Test Laboratory
Project/Site: CCR Plant Gorgas

Job ID: 400-186042-1
SDG: Gorgas Ash Pond 1268

## Client Sample ID: BA05429 MW-35HO
**Date Collected: 03/17/20 09:04**
**Date Received: 03/30/20 14:49**

## Lab Sample ID: 400-186042-5
**Matrix: Water**

| Prep Type | Batch Type | Batch Method | Run | Dilution Factor | Batch Number | Prepared or Analyzed | Analyst | Lab |
|---|---|---|---|---|---|---|---|---|
| Total/NA | Prep | PrecSep-21 | | | 466701 | 04/06/20 07:59 | EJQ | TAL SL |
| Total/NA | Analysis | 9315 | | 1 | 469145 | 04/29/20 06:56 | CJQ | TAL SL |
| Total/NA | Prep | PrecSep_0 | | | 466705 | 04/06/20 08:15 | EJQ | TAL SL |
| Total/NA | Analysis | 9320 | | 1 | 468134 | 04/20/20 13:42 | KLS | TAL SL |
| Total/NA | Analysis | Ra226_Ra228 | | 1 | 469153 | 04/29/20 10:06 | SMP | TAL SL |

## Client Sample ID: BA05430 MW-36H
**Date Collected: 03/17/20 11:45**
**Date Received: 03/30/20 14:49**

## Lab Sample ID: 400-186042-6
**Matrix: Water**

| Prep Type | Batch Type | Batch Method | Run | Dilution Factor | Batch Number | Prepared or Analyzed | Analyst | Lab |
|---|---|---|---|---|---|---|---|---|
| Total/NA | Prep | PrecSep-21 | | | 466701 | 04/06/20 07:59 | EJQ | TAL SL |
| Total/NA | Analysis | 9315 | | 1 | 469145 | 04/29/20 06:56 | CJQ | TAL SL |
| Total/NA | Prep | PrecSep_0 | | | 466705 | 04/06/20 08:15 | EJQ | TAL SL |
| Total/NA | Analysis | 9320 | | 1 | 468134 | 04/20/20 13:42 | KLS | TAL SL |
| Total/NA | Analysis | Ra226_Ra228 | | 1 | 469153 | 04/29/20 10:06 | SMP | TAL SL |

## Client Sample ID: BA05431 MW-33HO
**Date Collected: 03/17/20 13:48**
**Date Received: 03/30/20 14:49**

## Lab Sample ID: 400-186042-7
**Matrix: Water**

| Prep Type | Batch Type | Batch Method | Run | Dilution Factor | Batch Number | Prepared or Analyzed | Analyst | Lab |
|---|---|---|---|---|---|---|---|---|
| Total/NA | Prep | PrecSep-21 | | | 466701 | 04/06/20 07:59 | EJQ | TAL SL |
| Total/NA | Analysis | 9315 | | 1 | 469145 | 04/29/20 06:56 | CJQ | TAL SL |
| Total/NA | Prep | PrecSep_0 | | | 466705 | 04/06/20 08:15 | EJQ | TAL SL |
| Total/NA | Analysis | 9320 | | 1 | 468134 | 04/20/20 13:42 | KLS | TAL SL |
| Total/NA | Analysis | Ra226_Ra228 | | 1 | 469153 | 04/29/20 10:06 | SMP | TAL SL |

## Client Sample ID: BA05432 MW-30HA
**Date Collected: 03/18/20 09:35**
**Date Received: 03/30/20 14:49**

## Lab Sample ID: 400-186042-8
**Matrix: Water**

| Prep Type | Batch Type | Batch Method | Run | Dilution Factor | Batch Number | Prepared or Analyzed | Analyst | Lab |
|---|---|---|---|---|---|---|---|---|
| Total/NA | Prep | PrecSep-21 | | | 466701 | 04/06/20 07:59 | EJQ | TAL SL |
| Total/NA | Analysis | 9315 | | 1 | 469145 | 04/29/20 06:56 | CJQ | TAL SL |
| Total/NA | Prep | PrecSep_0 | | | 466705 | 04/06/20 08:15 | EJQ | TAL SL |
| Total/NA | Analysis | 9320 | | 1 | 468134 | 04/20/20 13:42 | KLS | TAL SL |
| Total/NA | Analysis | Ra226_Ra228 | | 1 | 469153 | 04/29/20 10:06 | SMP | TAL SL |

# Lab Chronicle

Client: Alabama Power General Test Laboratory
Project/Site: CCR Plant Gorgas

Job ID: 400-186042-1
SDG: Gorgas Ash Pond 1268

## Client Sample ID: BA05433 MW-15V
**Date Collected: 03/18/20 11:58**
**Date Received: 03/30/20 14:49**

## Lab Sample ID: 400-186042-9
**Matrix: Water**

| Prep Type | Batch Type | Batch Method | Run | Dilution Factor | Batch Number | Prepared or Analyzed | Analyst | Lab |
|---|---|---|---|---|---|---|---|---|
| Total/NA | Prep | PrecSep-21 | | | 466543 | 04/03/20 06:19 | RBR | TAL SL |
| Total/NA | Analysis | 9315 | | 1 | 469039 | 04/28/20 04:56 | KLS | TAL SL |
| Total/NA | Prep | PrecSep_0 | | | 466585 | 04/03/20 07:01 | RBR | TAL SL |
| Total/NA | Analysis | 9320 | | 1 | 468686 | 04/23/20 07:29 | AJD | TAL SL |
| Total/NA | Analysis | Ra226_Ra228 | | 1 | 469042 | 04/28/20 09:16 | SMP | TAL SL |

## Client Sample ID: BA05434 MW-15
**Date Collected: 03/18/20 14:03**
**Date Received: 03/30/20 14:49**

## Lab Sample ID: 400-186042-10
**Matrix: Water**

| Prep Type | Batch Type | Batch Method | Run | Dilution Factor | Batch Number | Prepared or Analyzed | Analyst | Lab |
|---|---|---|---|---|---|---|---|---|
| Total/NA | Prep | PrecSep-21 | | | 466543 | 04/03/20 06:19 | RBR | TAL SL |
| Total/NA | Analysis | 9315 | | 1 | 469039 | 04/28/20 04:56 | KLS | TAL SL |
| Total/NA | Prep | PrecSep_0 | | | 466585 | 04/03/20 07:01 | RBR | TAL SL |
| Total/NA | Analysis | 9320 | | 1 | 468686 | 04/23/20 07:29 | AJD | TAL SL |
| Total/NA | Analysis | Ra226_Ra228 | | 1 | 469042 | 04/28/20 09:16 | SMP | TAL SL |

## Client Sample ID: BA05435 MW-21
**Date Collected: 03/18/20 15:50**
**Date Received: 03/30/20 14:49**

## Lab Sample ID: 400-186042-11
**Matrix: Water**

| Prep Type | Batch Type | Batch Method | Run | Dilution Factor | Batch Number | Prepared or Analyzed | Analyst | Lab |
|---|---|---|---|---|---|---|---|---|
| Total/NA | Prep | PrecSep-21 | | | 466543 | 04/03/20 06:19 | RBR | TAL SL |
| Total/NA | Analysis | 9315 | | 1 | 469039 | 04/28/20 04:56 | KLS | TAL SL |
| Total/NA | Prep | PrecSep_0 | | | 466585 | 04/03/20 07:01 | RBR | TAL SL |
| Total/NA | Analysis | 9320 | | 1 | 468686 | 04/23/20 07:29 | AJD | TAL SL |
| Total/NA | Analysis | Ra226_Ra228 | | 1 | 469042 | 04/28/20 09:16 | SMP | TAL SL |

## Client Sample ID: BA05436 MW-6S
**Date Collected: 03/17/20 11:30**
**Date Received: 03/30/20 14:49**

## Lab Sample ID: 400-186042-12
**Matrix: Water**

| Prep Type | Batch Type | Batch Method | Run | Dilution Factor | Batch Number | Prepared or Analyzed | Analyst | Lab |
|---|---|---|---|---|---|---|---|---|
| Total/NA | Prep | PrecSep-21 | | | 466543 | 04/03/20 06:19 | RBR | TAL SL |
| Total/NA | Analysis | 9315 | | 1 | 469039 | 04/28/20 04:56 | KLS | TAL SL |
| Total/NA | Prep | PrecSep_0 | | | 466585 | 04/03/20 07:01 | RBR | TAL SL |
| Total/NA | Analysis | 9320 | | 1 | 468686 | 04/23/20 07:29 | AJD | TAL SL |
| Total/NA | Analysis | Ra226_Ra228 | | 1 | 469042 | 04/28/20 09:16 | SMP | TAL SL |

# Lab Chronicle

Client: Alabama Power General Test Laboratory
Project/Site: CCR Plant Gorgas

Job ID: 400-186042-1
SDG: Gorgas Ash Pond 1268

## Client Sample ID: BA05437 MW-6S DUP

**Lab Sample ID: 400-186042-13**

**Date Collected: 03/17/20 11:30**
**Matrix: Water**
**Date Received: 03/30/20 14:49**

| Prep Type | Batch Type | Batch Method | Run | Dilution Factor | Batch Number | Prepared or Analyzed | Analyst | Lab |
|---|---|---|---|---|---|---|---|---|
| Total/NA | Prep | PrecSep-21 | | | 466543 | 04/03/20 06:19 | RBR | TAL SL |
| Total/NA | Analysis | 9315 | | 1 | 469039 | 04/28/20 04:57 | KLS | TAL SL |
| Total/NA | Prep | PrecSep_0 | | | 466585 | 04/03/20 07:01 | RBR | TAL SL |
| Total/NA | Analysis | 9320 | | 1 | 468686 | 04/23/20 07:29 | AJD | TAL SL |
| Total/NA | Analysis | Ra226_Ra228 | | 1 | 469042 | 04/28/20 09:16 | SMP | TAL SL |

## Client Sample ID: BA05438 MW-6D

**Lab Sample ID: 400-186042-14**

**Date Collected: 03/17/20 12:40**
**Matrix: Water**
**Date Received: 03/30/20 14:49**

| Prep Type | Batch Type | Batch Method | Run | Dilution Factor | Batch Number | Prepared or Analyzed | Analyst | Lab |
|---|---|---|---|---|---|---|---|---|
| Total/NA | Prep | PrecSep-21 | | | 466543 | 04/03/20 06:19 | RBR | TAL SL |
| Total/NA | Analysis | 9315 | | 1 | 469039 | 04/28/20 04:57 | KLS | TAL SL |
| Total/NA | Prep | PrecSep_0 | | | 466585 | 04/03/20 07:01 | RBR | TAL SL |
| Total/NA | Analysis | 9320 | | 1 | 468688 | 04/23/20 07:32 | AJD | TAL SL |
| Total/NA | Analysis | Ra226_Ra228 | | 1 | 469042 | 04/28/20 09:16 | SMP | TAL SL |

## Client Sample ID: BA05439 MW-23H

**Lab Sample ID: 400-186042-15**

**Date Collected: 03/17/20 13:53**
**Matrix: Water**
**Date Received: 03/30/20 14:49**

| Prep Type | Batch Type | Batch Method | Run | Dilution Factor | Batch Number | Prepared or Analyzed | Analyst | Lab |
|---|---|---|---|---|---|---|---|---|
| Total/NA | Prep | PrecSep-21 | | | 466543 | 04/03/20 06:19 | RBR | TAL SL |
| Total/NA | Analysis | 9315 | | 1 | 469039 | 04/28/20 04:57 | KLS | TAL SL |
| Total/NA | Prep | PrecSep_0 | | | 466585 | 04/03/20 07:01 | RBR | TAL SL |
| Total/NA | Analysis | 9320 | | 1 | 468688 | 04/23/20 07:33 | AJD | TAL SL |
| Total/NA | Analysis | Ra226_Ra228 | | 1 | 469042 | 04/28/20 09:16 | SMP | TAL SL |

## Client Sample ID: BA05440 MW-7

**Lab Sample ID: 400-186042-16**

**Date Collected: 03/17/20 17:07**
**Matrix: Water**
**Date Received: 03/30/20 14:49**

| Prep Type | Batch Type | Batch Method | Run | Dilution Factor | Batch Number | Prepared or Analyzed | Analyst | Lab |
|---|---|---|---|---|---|---|---|---|
| Total/NA | Prep | PrecSep-21 | | | 466543 | 04/03/20 06:19 | RBR | TAL SL |
| Total/NA | Analysis | 9315 | | 1 | 469039 | 04/28/20 04:57 | KLS | TAL SL |
| Total/NA | Prep | PrecSep_0 | | | 466585 | 04/03/20 07:01 | RBR | TAL SL |
| Total/NA | Analysis | 9320 | | 1 | 468688 | 04/23/20 07:33 | AJD | TAL SL |
| Total/NA | Analysis | Ra226_Ra228 | | 1 | 469042 | 04/28/20 09:16 | SMP | TAL SL |

# Lab Chronicle

Client: Alabama Power General Test Laboratory
Project/Site: CCR Plant Gorgas

Job ID: 400-186042-1
SDG: Gorgas Ash Pond 1268

## Client Sample ID: BA05441 MW-7 DIS

**Lab Sample ID: 400-186042-17**
**Date Collected: 03/17/20 17:07**
**Matrix: Water**
**Date Received: 03/30/20 14:49**

| Prep Type | Batch Type | Batch Method | Run | Dilution Factor | Batch Number | Prepared or Analyzed | Analyst | Lab |
|---|---|---|---|---|---|---|---|---|
| Dissolved | Prep | PrecSep-21 | | | 466543 | 04/03/20 06:19 | RBR | TAL SL |
| Dissolved | Analysis | 9315 | | 1 | 469039 | 04/28/20 04:57 | KLS | TAL SL |
| Dissolved | Prep | PrecSep_0 | | | 466585 | 04/03/20 07:01 | RBR | TAL SL |
| Dissolved | Analysis | 9320 | | 1 | 468688 | 04/23/20 07:33 | AJD | TAL SL |
| Dissolved | Analysis | Ra226_Ra228 (D) | | 1 | 469041 | 04/28/20 09:15 | SMP | TAL SL |

## Client Sample ID: BA05442 MW-41HD

**Lab Sample ID: 400-186042-18**
**Date Collected: 03/18/20 09:40**
**Matrix: Water**
**Date Received: 03/30/20 14:49**

| Prep Type | Batch Type | Batch Method | Run | Dilution Factor | Batch Number | Prepared or Analyzed | Analyst | Lab |
|---|---|---|---|---|---|---|---|---|
| Total/NA | Prep | PrecSep-21 | | | 466543 | 04/03/20 06:19 | RBR | TAL SL |
| Total/NA | Analysis | 9315 | | 1 | 469039 | 04/28/20 04:57 | KLS | TAL SL |
| Total/NA | Prep | PrecSep_0 | | | 466585 | 04/03/20 07:01 | RBR | TAL SL |
| Total/NA | Analysis | 9320 | | 1 | 468688 | 04/23/20 07:33 | AJD | TAL SL |
| Total/NA | Analysis | Ra226_Ra228 | | 1 | 469042 | 04/28/20 09:16 | SMP | TAL SL |

## Client Sample ID: BA05443 MW-24H

**Lab Sample ID: 400-186042-19**
**Date Collected: 03/18/20 10:35**
**Matrix: Water**
**Date Received: 03/30/20 14:49**

| Prep Type | Batch Type | Batch Method | Run | Dilution Factor | Batch Number | Prepared or Analyzed | Analyst | Lab |
|---|---|---|---|---|---|---|---|---|
| Total/NA | Prep | PrecSep-21 | | | 466543 | 04/03/20 06:19 | RBR | TAL SL |
| Total/NA | Analysis | 9315 | | 1 | 469039 | 04/28/20 04:57 | KLS | TAL SL |
| Total/NA | Prep | PrecSep_0 | | | 466585 | 04/03/20 07:01 | RBR | TAL SL |
| Total/NA | Analysis | 9320 | | 1 | 468688 | 04/23/20 07:33 | AJD | TAL SL |
| Total/NA | Analysis | Ra226_Ra228 | | 1 | 469042 | 04/28/20 09:16 | SMP | TAL SL |

## Client Sample ID: BA05444 MW-8

**Lab Sample ID: 400-186042-20**
**Date Collected: 03/18/20 11:43**
**Matrix: Water**
**Date Received: 03/30/20 14:49**

| Prep Type | Batch Type | Batch Method | Run | Dilution Factor | Batch Number | Prepared or Analyzed | Analyst | Lab |
|---|---|---|---|---|---|---|---|---|
| Total/NA | Prep | PrecSep-21 | | | 466543 | 04/03/20 06:19 | RBR | TAL SL |
| Total/NA | Analysis | 9315 | | 1 | 469039 | 04/28/20 04:57 | KLS | TAL SL |
| Total/NA | Prep | PrecSep_0 | | | 466585 | 04/03/20 07:01 | RBR | TAL SL |
| Total/NA | Analysis | 9320 | | 1 | 468688 | 04/23/20 07:33 | AJD | TAL SL |
| Total/NA | Analysis | Ra226_Ra228 | | 1 | 469042 | 04/28/20 09:16 | SMP | TAL SL |

# Lab Chronicle

Client: Alabama Power General Test Laboratory
Project/Site: CCR Plant Gorgas

Job ID: 400-186042-1
SDG: Gorgas Ash Pond 1268

## Client Sample ID: BA05445 MW-12

**Lab Sample ID: 400-186042-21**
**Date Collected: 03/18/20 14:20**
**Matrix: Water**
**Date Received: 03/30/20 14:49**

| Prep Type | Batch Type | Batch Method | Run | Dilution Factor | Batch Number | Prepared or Analyzed | Analyst | Lab |
|---|---|---|---|---|---|---|---|---|
| Total/NA | Prep | PrecSep-21 | | | 466543 | 04/03/20 06:19 | RBR | TAL SL |
| Total/NA | Analysis | 9315 | | 1 | 469039 | 04/28/20 04:57 | KLS | TAL SL |
| Total/NA | Prep | PrecSep_0 | | | 466585 | 04/03/20 07:01 | RBR | TAL SL |
| Total/NA | Analysis | 9320 | | 1 | 468688 | 04/23/20 07:33 | AJD | TAL SL |
| Total/NA | Analysis | Ra226_Ra228 | | 1 | 469042 | 04/28/20 09:16 | SMP | TAL SL |

## Client Sample ID: BA05446 MW-18

**Lab Sample ID: 400-186042-22**
**Date Collected: 03/18/20 16:32**
**Matrix: Water**
**Date Received: 03/30/20 14:49**

| Prep Type | Batch Type | Batch Method | Run | Dilution Factor | Batch Number | Prepared or Analyzed | Analyst | Lab |
|---|---|---|---|---|---|---|---|---|
| Total/NA | Prep | PrecSep-21 | | | 466543 | 04/03/20 06:19 | RBR | TAL SL |
| Total/NA | Analysis | 9315 | | 1 | 469039 | 04/28/20 04:57 | KLS | TAL SL |
| Total/NA | Prep | PrecSep_0 | | | 466585 | 04/03/20 07:01 | RBR | TAL SL |
| Total/NA | Analysis | 9320 | | 1 | 468688 | 04/23/20 07:33 | AJD | TAL SL |
| Total/NA | Analysis | Ra226_Ra228 | | 1 | 469042 | 04/28/20 09:17 | SMP | TAL SL |

## Client Sample ID: BA05447 FB-4

**Lab Sample ID: 400-186042-23**
**Date Collected: 03/18/20 13:45**
**Matrix: Water**
**Date Received: 03/30/20 14:49**

| Prep Type | Batch Type | Batch Method | Run | Dilution Factor | Batch Number | Prepared or Analyzed | Analyst | Lab |
|---|---|---|---|---|---|---|---|---|
| Total/NA | Prep | PrecSep-21 | | | 466543 | 04/03/20 06:19 | RBR | TAL SL |
| Total/NA | Analysis | 9315 | | 1 | 469039 | 04/28/20 06:49 | KLS | TAL SL |
| Total/NA | Prep | PrecSep_0 | | | 466585 | 04/03/20 07:01 | RBR | TAL SL |
| Total/NA | Analysis | 9320 | | 1 | 468688 | 04/23/20 07:34 | AJD | TAL SL |
| Total/NA | Analysis | Ra226_Ra228 | | 1 | 469042 | 04/28/20 09:17 | SMP | TAL SL |

## Client Sample ID: BA05448 MW-31H

**Lab Sample ID: 400-186042-24**
**Date Collected: 03/18/20 14:35**
**Matrix: Water**
**Date Received: 03/30/20 14:49**

| Prep Type | Batch Type | Batch Method | Run | Dilution Factor | Batch Number | Prepared or Analyzed | Analyst | Lab |
|---|---|---|---|---|---|---|---|---|
| Total/NA | Prep | PrecSep-21 | | | 466543 | 04/03/20 06:19 | RBR | TAL SL |
| Total/NA | Analysis | 9315 | | 1 | 469039 | 04/28/20 06:49 | KLS | TAL SL |
| Total/NA | Prep | PrecSep_0 | | | 466585 | 04/03/20 07:01 | RBR | TAL SL |
| Total/NA | Analysis | 9320 | | 1 | 468688 | 04/23/20 07:34 | AJD | TAL SL |
| Total/NA | Analysis | Ra226_Ra228 | | 1 | 469042 | 04/28/20 09:17 | SMP | TAL SL |

# Lab Chronicle

Client: Alabama Power General Test Laboratory
Project/Site: CCR Plant Gorgas

Job ID: 400-186042-1
SDG: Gorgas Ash Pond 1268

## Client Sample ID: BA05872 MW-9V
**Date Collected: 03/23/20 16:05**
**Date Received: 03/30/20 14:49**

## Lab Sample ID: 400-186042-25
**Matrix: Water**

| Prep Type | Batch Type | Batch Method | Run | Dilution Factor | Batch Number | Prepared or Analyzed | Analyst | Lab |
|---|---|---|---|---|---|---|---|---|
| Total/NA | Prep | PrecSep-21 | | | 466543 | 04/03/20 06:19 | RBR | TAL SL |
| Total/NA | Analysis | 9315 | | 1 | 469039 | 04/28/20 06:49 | KLS | TAL SL |
| Total/NA | Prep | PrecSep_0 | | | 466585 | 04/03/20 07:01 | RBR | TAL SL |
| Total/NA | Analysis | 9320 | | 1 | 468688 | 04/23/20 07:34 | AJD | TAL SL |
| Total/NA | Analysis | Ra226_Ra228 | | 1 | 469042 | 04/28/20 09:17 | SMP | TAL SL |

## Client Sample ID: BA05873 MW-42H
**Date Collected: 03/24/20 08:50**
**Date Received: 03/30/20 14:49**

## Lab Sample ID: 400-186042-26
**Matrix: Water**

| Prep Type | Batch Type | Batch Method | Run | Dilution Factor | Batch Number | Prepared or Analyzed | Analyst | Lab |
|---|---|---|---|---|---|---|---|---|
| Total/NA | Prep | PrecSep-21 | | | 466543 | 04/03/20 06:19 | RBR | TAL SL |
| Total/NA | Analysis | 9315 | | 1 | 469039 | 04/28/20 06:49 | KLS | TAL SL |
| Total/NA | Prep | PrecSep_0 | | | 466585 | 04/03/20 07:01 | RBR | TAL SL |
| Total/NA | Analysis | 9320 | | 1 | 468688 | 04/23/20 07:34 | AJD | TAL SL |
| Total/NA | Analysis | Ra226_Ra228 | | 1 | 469042 | 04/28/20 09:17 | SMP | TAL SL |

## Client Sample ID: BA05874 MW-42H DUP
**Date Collected: 03/24/20 08:50**
**Date Received: 03/30/20 14:49**

## Lab Sample ID: 400-186042-27
**Matrix: Water**

| Prep Type | Batch Type | Batch Method | Run | Dilution Factor | Batch Number | Prepared or Analyzed | Analyst | Lab |
|---|---|---|---|---|---|---|---|---|
| Total/NA | Prep | PrecSep-21 | | | 466586 | 04/03/20 07:07 | RBR | TAL SL |
| Total/NA | Analysis | 9315 | | 1 | 469039 | 04/28/20 06:51 | KLS | TAL SL |
| Total/NA | Prep | PrecSep_0 | | | 466588 | 04/03/20 07:37 | RBR | TAL SL |
| Total/NA | Analysis | 9320 | | 1 | 468443 | 04/21/20 16:32 | CJQ | TAL SL |
| Total/NA | Analysis | Ra226_Ra228 | | 1 | 469070 | 04/28/20 13:02 | SMP | TAL SL |

## Client Sample ID: BA05875 MW-38H
**Date Collected: 03/24/20 10:55**
**Date Received: 03/30/20 14:49**

## Lab Sample ID: 400-186042-28
**Matrix: Water**

| Prep Type | Batch Type | Batch Method | Run | Dilution Factor | Batch Number | Prepared or Analyzed | Analyst | Lab |
|---|---|---|---|---|---|---|---|---|
| Total/NA | Prep | PrecSep-21 | | | 466586 | 04/03/20 07:07 | RBR | TAL SL |
| Total/NA | Analysis | 9315 | | 1 | 469039 | 04/28/20 06:51 | KLS | TAL SL |
| Total/NA | Prep | PrecSep_0 | | | 466588 | 04/03/20 07:37 | RBR | TAL SL |
| Total/NA | Analysis | 9320 | | 1 | 468443 | 04/21/20 16:32 | CJQ | TAL SL |
| Total/NA | Analysis | Ra226_Ra228 | | 1 | 469070 | 04/28/20 13:02 | SMP | TAL SL |

# Lab Chronicle

Client: Alabama Power General Test Laboratory
Project/Site: CCR Plant Gorgas

Job ID: 400-186042-1
SDG: Gorgas Ash Pond 1268

## Client Sample ID: BA05876 MW-19
**Date Collected: 03/24/20 14:25**
**Date Received: 03/30/20 14:49**

## Lab Sample ID: 400-186042-29
**Matrix: Water**

| Prep Type | Batch Type | Batch Method | Run | Dilution Factor | Batch Number | Prepared or Analyzed | Analyst | Lab |
|---|---|---|---|---|---|---|---|---|
| Total/NA | Prep | PrecSep-21 | | | 466586 | 04/03/20 07:07 | RBR | TAL SL |
| Total/NA | Analysis | 9315 | | 1 | 469039 | 04/28/20 06:51 | KLS | TAL SL |
| Total/NA | Prep | PrecSep_0 | | | 466588 | 04/03/20 07:37 | RBR | TAL SL |
| Total/NA | Analysis | 9320 | | 1 | 468443 | 04/21/20 16:32 | CJQ | TAL SL |
| Total/NA | Analysis | Ra226_Ra228 | | 1 | 469070 | 04/28/20 13:02 | SMP | TAL SL |

## Client Sample ID: BA05877 EB-1
**Date Collected: 03/24/20 14:50**
**Date Received: 03/30/20 14:49**

## Lab Sample ID: 400-186042-30
**Matrix: Water**

| Prep Type | Batch Type | Batch Method | Run | Dilution Factor | Batch Number | Prepared or Analyzed | Analyst | Lab |
|---|---|---|---|---|---|---|---|---|
| Total/NA | Prep | PrecSep-21 | | | 466586 | 04/03/20 07:07 | RBR | TAL SL |
| Total/NA | Analysis | 9315 | | 1 | 469039 | 04/28/20 06:51 | KLS | TAL SL |
| Total/NA | Prep | PrecSep_0 | | | 466588 | 04/03/20 07:37 | RBR | TAL SL |
| Total/NA | Analysis | 9320 | | 1 | 468443 | 04/21/20 16:32 | CJQ | TAL SL |
| Total/NA | Analysis | Ra226_Ra228 | | 1 | 469070 | 04/28/20 13:02 | SMP | TAL SL |

## Client Sample ID: BA05878 MW-29H
**Date Collected: 03/25/20 10:08**
**Date Received: 03/30/20 14:49**

## Lab Sample ID: 400-186042-31
**Matrix: Water**

| Prep Type | Batch Type | Batch Method | Run | Dilution Factor | Batch Number | Prepared or Analyzed | Analyst | Lab |
|---|---|---|---|---|---|---|---|---|
| Total/NA | Prep | PrecSep-21 | | | 466586 | 04/03/20 07:07 | RBR | TAL SL |
| Total/NA | Analysis | 9315 | | 1 | 469039 | 04/28/20 06:51 | KLS | TAL SL |
| Total/NA | Prep | PrecSep_0 | | | 466588 | 04/03/20 07:37 | RBR | TAL SL |
| Total/NA | Analysis | 9320 | | 1 | 468443 | 04/21/20 16:32 | CJQ | TAL SL |
| Total/NA | Analysis | Ra226_Ra228 | | 1 | 469070 | 04/28/20 13:02 | SMP | TAL SL |

## Client Sample ID: BA05879 MW-17V
**Date Collected: 03/25/20 12:38**
**Date Received: 03/30/20 14:49**

## Lab Sample ID: 400-186042-32
**Matrix: Water**

| Prep Type | Batch Type | Batch Method | Run | Dilution Factor | Batch Number | Prepared or Analyzed | Analyst | Lab |
|---|---|---|---|---|---|---|---|---|
| Total/NA | Prep | PrecSep-21 | | | 466586 | 04/03/20 07:07 | RBR | TAL SL |
| Total/NA | Analysis | 9315 | | 1 | 469039 | 04/28/20 06:51 | KLS | TAL SL |
| Total/NA | Prep | PrecSep_0 | | | 466588 | 04/03/20 07:37 | RBR | TAL SL |
| Total/NA | Analysis | 9320 | | 1 | 468443 | 04/21/20 16:32 | CJQ | TAL SL |
| Total/NA | Analysis | Ra226_Ra228 | | 1 | 469070 | 04/28/20 13:02 | SMP | TAL SL |

## Client Sample ID: BA05880 FB-2

**Lab Sample ID: 400-186042-33**

**Date Collected: 03/25/20 13:20**

**Matrix: Water**

**Date Received: 03/30/20 14:49**

| Prep Type | Batch Type | Batch Method | Run | Dilution Factor | Batch Number | Prepared or Analyzed | Analyst | Lab |
|---|---|---|---|---|---|---|---|---|
| Total/NA | Prep | PrecSep-21 | | | 466586 | 04/03/20 07:07 | RBR | TAL SL |
| Total/NA | Analysis | 9315 | | 1 | 469039 | 04/28/20 06:51 | KLS | TAL SL |
| Total/NA | Prep | PrecSep_0 | | | 466588 | 04/03/20 07:37 | RBR | TAL SL |
| Total/NA | Analysis | 9320 | | 1 | 468443 | 04/21/20 16:32 | CJQ | TAL SL |
| Total/NA | Analysis | Ra226_Ra228 | | 1 | 469070 | 04/28/20 13:02 | SMP | TAL SL |

## Client Sample ID: BA05881 MW-21V

**Lab Sample ID: 400-186042-34**

**Date Collected: 03/23/20 17:14**

**Matrix: Water**

**Date Received: 03/30/20 14:49**

| Prep Type | Batch Type | Batch Method | Run | Dilution Factor | Batch Number | Prepared or Analyzed | Analyst | Lab |
|---|---|---|---|---|---|---|---|---|
| Total/NA | Prep | PrecSep-21 | | | 466586 | 04/03/20 07:07 | RBR | TAL SL |
| Total/NA | Analysis | 9315 | | 1 | 469039 | 04/28/20 06:51 | KLS | TAL SL |
| Total/NA | Prep | PrecSep_0 | | | 466588 | 04/03/20 07:37 | RBR | TAL SL |
| Total/NA | Analysis | 9320 | | 1 | 468443 | 04/21/20 16:32 | CJQ | TAL SL |
| Total/NA | Analysis | Ra226_Ra228 | | 1 | 469070 | 04/28/20 13:02 | SMP | TAL SL |

## Client Sample ID: BA05882 MW-12V

**Lab Sample ID: 400-186042-35**

**Date Collected: 03/24/20 11:32**

**Matrix: Water**

**Date Received: 03/30/20 14:49**

| Prep Type | Batch Type | Batch Method | Run | Dilution Factor | Batch Number | Prepared or Analyzed | Analyst | Lab |
|---|---|---|---|---|---|---|---|---|
| Total/NA | Prep | PrecSep-21 | | | 466586 | 04/03/20 07:07 | RBR | TAL SL |
| Total/NA | Analysis | 9315 | | 1 | 469039 | 04/28/20 06:51 | KLS | TAL SL |
| Total/NA | Prep | PrecSep_0 | | | 466588 | 04/03/20 07:37 | RBR | TAL SL |
| Total/NA | Analysis | 9320 | | 1 | 468443 | 04/21/20 16:32 | CJQ | TAL SL |
| Total/NA | Analysis | Ra226_Ra228 | | 1 | 469070 | 04/28/20 13:02 | SMP | TAL SL |

## Client Sample ID: BA05883 MW-12V DIS

**Lab Sample ID: 400-186042-36**

**Date Collected: 03/24/20 11:32**

**Matrix: Water**

**Date Received: 03/30/20 14:49**

| Prep Type | Batch Type | Batch Method | Run | Dilution Factor | Batch Number | Prepared or Analyzed | Analyst | Lab |
|---|---|---|---|---|---|---|---|---|
| Dissolved | Prep | PrecSep-21 | | | 466586 | 04/03/20 07:07 | RBR | TAL SL |
| Dissolved | Analysis | 9315 | | 1 | 469039 | 04/28/20 06:51 | KLS | TAL SL |
| Dissolved | Prep | PrecSep_0 | | | 466588 | 04/03/20 07:37 | RBR | TAL SL |
| Dissolved | Analysis | 9320 | | 1 | 468443 | 04/21/20 16:32 | CJQ | TAL SL |
| Dissolved | Analysis | Ra226_Ra228 (D) | | 1 | 469069 | 04/28/20 13:01 | SMP | TAL SL |

## Client Sample ID: BA05884 MW-25HA

**Lab Sample ID: 400-186042-37**

**Date Collected: 03/24/20 13:10**

**Matrix: Water**

**Date Received: 03/30/20 14:49**

| Prep Type | Batch Type | Batch Method | Run | Dilution Factor | Batch Number | Prepared or Analyzed | Analyst | Lab |
|---|---|---|---|---|---|---|---|---|
| Total/NA | Prep | PrecSep-21 | | | 466586 | 04/03/20 07:07 | RBR | TAL SL |
| Total/NA | Analysis | 9315 | | 1 | 469039 | 04/28/20 06:51 | KLS | TAL SL |
| Total/NA | Prep | PrecSep_0 | | | 466588 | 04/03/20 07:37 | RBR | TAL SL |
| Total/NA | Analysis | 9320 | | 1 | 468443 | 04/21/20 16:32 | CJQ | TAL SL |
| Total/NA | Analysis | Ra226_Ra228 | | 1 | 469070 | 04/28/20 13:02 | SMP | TAL SL |

## Client Sample ID: BA05885 MW-2

**Lab Sample ID: 400-186042-38**

**Date Collected: 03/25/20 08:32**

**Matrix: Water**

**Date Received: 03/30/20 14:49**

| Prep Type | Batch Type | Batch Method | Run | Dilution Factor | Batch Number | Prepared or Analyzed | Analyst | Lab |
|---|---|---|---|---|---|---|---|---|
| Total/NA | Prep | PrecSep-21 | | | 466586 | 04/03/20 07:07 | RBR | TAL SL |
| Total/NA | Analysis | 9315 | | 1 | 469039 | 04/28/20 08:37 | KLS | TAL SL |
| Total/NA | Prep | PrecSep_0 | | | 468668 | 04/23/20 07:29 | RBR | TAL SL |
| Total/NA | Analysis | 9320 | | 1 | 469016 | 04/27/20 16:29 | CJQ | TAL SL |
| Total/NA | Analysis | Ra226_Ra228 | | 1 | 469157 | 04/29/20 10:21 | SMP | TAL SL |

## Client Sample ID: BA05886 MW-43HO

**Lab Sample ID: 400-186042-39**

**Date Collected: 03/25/20 10:00**

**Matrix: Water**

**Date Received: 03/30/20 14:49**

| Prep Type | Batch Type | Batch Method | Run | Dilution Factor | Batch Number | Prepared or Analyzed | Analyst | Lab |
|---|---|---|---|---|---|---|---|---|
| Total/NA | Prep | PrecSep-21 | | | 466586 | 04/03/20 07:07 | RBR | TAL SL |
| Total/NA | Analysis | 9315 | | 1 | 469039 | 04/28/20 08:37 | KLS | TAL SL |
| Total/NA | Prep | PrecSep_0 | | | 466588 | 04/03/20 07:37 | RBR | TAL SL |
| Total/NA | Analysis | 9320 | | 1 | 468448 | 04/21/20 16:41 | CJQ | TAL SL |
| Total/NA | Analysis | Ra226_Ra228 | | 1 | 469070 | 04/28/20 13:02 | SMP | TAL SL |

## Client Sample ID: BA05887 PZ-18

**Lab Sample ID: 400-186042-40**

**Date Collected: 03/25/20 11:53**

**Matrix: Water**

**Date Received: 03/30/20 14:49**

| Prep Type | Batch Type | Batch Method | Run | Dilution Factor | Batch Number | Prepared or Analyzed | Analyst | Lab |
|---|---|---|---|---|---|---|---|---|
| Total/NA | Prep | PrecSep-21 | | | 466586 | 04/03/20 07:07 | RBR | TAL SL |
| Total/NA | Analysis | 9315 | | 1 | 469039 | 04/28/20 08:37 | KLS | TAL SL |
| Total/NA | Prep | PrecSep_0 | | | 466588 | 04/03/20 07:37 | RBR | TAL SL |
| Total/NA | Analysis | 9320 | | 1 | 468448 | 04/21/20 16:41 | CJQ | TAL SL |
| Total/NA | Analysis | Ra226_Ra228 | | 1 | 469070 | 04/28/20 13:02 | SMP | TAL SL |

# Lab Chronicle

Client: Alabama Power General Test Laboratory
Project/Site: CCR Plant Gorgas

Job ID: 400-186042-1
SDG: Gorgas Ash Pond 1268

## Client Sample ID: BA05888 PZ-18 DUP
**Date Collected: 03/25/20 11:53**
**Date Received: 03/30/20 14:49**

## Lab Sample ID: 400-186042-41
**Matrix: Water**

| Prep Type | Batch Type | Batch Method | Run | Dilution Factor | Batch Number | Prepared or Analyzed | Analyst | Lab |
|---|---|---|---|---|---|---|---|---|
| Total/NA | Prep | PrecSep-21 | | | 466586 | 04/03/20 07:07 | RBR | TAL SL |
| Total/NA | Analysis | 9315 | | 1 | 469039 | 04/28/20 08:38 | KLS | TAL SL |
| Total/NA | Prep | PrecSep_0 | | | 466588 | 04/03/20 07:37 | RBR | TAL SL |
| Total/NA | Analysis | 9320 | | 1 | 468448 | 04/21/20 16:41 | CJQ | TAL SL |
| Total/NA | Analysis | Ra226_Ra228 | | 1 | 469070 | 04/28/20 13:02 | SMP | TAL SL |

## Client Sample ID: BA05889 MW-18V
**Date Collected: 03/25/20 13:00**
**Date Received: 03/30/20 14:49**

## Lab Sample ID: 400-186042-42
**Matrix: Water**

| Prep Type | Batch Type | Batch Method | Run | Dilution Factor | Batch Number | Prepared or Analyzed | Analyst | Lab |
|---|---|---|---|---|---|---|---|---|
| Total/NA | Prep | PrecSep-21 | | | 466586 | 04/03/20 07:07 | RBR | TAL SL |
| Total/NA | Analysis | 9315 | | 1 | 469039 | 04/28/20 08:38 | KLS | TAL SL |
| Total/NA | Prep | PrecSep_0 | | | 466588 | 04/03/20 07:37 | RBR | TAL SL |
| Total/NA | Analysis | 9320 | | 1 | 468448 | 04/21/20 16:41 | CJQ | TAL SL |
| Total/NA | Analysis | Ra226_Ra228 | | 1 | 469070 | 04/28/20 13:02 | SMP | TAL SL |

## Client Sample ID: BA05890 MW-32H
**Date Collected: 03/24/20 10:20**
**Date Received: 03/30/20 14:49**

## Lab Sample ID: 400-186042-43
**Matrix: Water**

| Prep Type | Batch Type | Batch Method | Run | Dilution Factor | Batch Number | Prepared or Analyzed | Analyst | Lab |
|---|---|---|---|---|---|---|---|---|
| Total/NA | Prep | PrecSep-21 | | | 466586 | 04/03/20 07:07 | RBR | TAL SL |
| Total/NA | Analysis | 9315 | | 1 | 469039 | 04/28/20 08:38 | KLS | TAL SL |
| Total/NA | Prep | PrecSep_0 | | | 466588 | 04/03/20 07:37 | RBR | TAL SL |
| Total/NA | Analysis | 9320 | | 1 | 468448 | 04/21/20 16:41 | CJQ | TAL SL |
| Total/NA | Analysis | Ra226_Ra228 | | 1 | 469070 | 04/28/20 13:02 | SMP | TAL SL |

## Client Sample ID: BA05891 FB-3
**Date Collected: 03/24/20 11:25**
**Date Received: 03/30/20 14:49**

## Lab Sample ID: 400-186042-44
**Matrix: Water**

| Prep Type | Batch Type | Batch Method | Run | Dilution Factor | Batch Number | Prepared or Analyzed | Analyst | Lab |
|---|---|---|---|---|---|---|---|---|
| Total/NA | Prep | PrecSep-21 | | | 466586 | 04/03/20 07:07 | RBR | TAL SL |
| Total/NA | Analysis | 9315 | | 1 | 469039 | 04/28/20 08:38 | KLS | TAL SL |
| Total/NA | Prep | PrecSep_0 | | | 466588 | 04/03/20 07:37 | RBR | TAL SL |
| Total/NA | Analysis | 9320 | | 1 | 468448 | 04/21/20 16:41 | CJQ | TAL SL |
| Total/NA | Analysis | Ra226_Ra228 | | 1 | 469070 | 04/28/20 13:02 | SMP | TAL SL |

# Lab Chronicle

Client: Alabama Power General Test Laboratory
Project/Site: CCR Plant Gorgas

Job ID: 400-186042-1
SDG: Gorgas Ash Pond 1268

## Client Sample ID: BA05892 PZ-22
**Date Collected: 03/24/20 11:40**
**Date Received: 03/30/20 14:49**

## Lab Sample ID: 400-186042-45
**Matrix: Water**

| Prep Type | Batch Type | Batch Method | Run | Dilution Factor | Batch Number | Prepared or Analyzed | Analyst | Lab |
|---|---|---|---|---|---|---|---|---|
| Total/NA | Prep | PrecSep-21 | | | 466598 | 04/03/20 08:51 | RBR | TAL SL |
| Total/NA | Analysis | 9315 | | 1 | 468971 | 04/27/20 05:30 | KLS | TAL SL |
| Total/NA | Prep | PrecSep_0 | | | 466601 | 04/03/20 09:16 | RBR | TAL SL |
| Total/NA | Analysis | 9320 | | 1 | 468147 | 04/20/20 13:53 | KLS | TAL SL |
| Total/NA | Analysis | Ra226_Ra228 | | 1 | 468977 | 04/27/20 10:24 | SMP | TAL SL |

## Client Sample ID: BA05893 PZ-22 DUP
**Date Collected: 03/24/20 11:40**
**Date Received: 03/30/20 14:49**

## Lab Sample ID: 400-186042-46
**Matrix: Water**

| Prep Type | Batch Type | Batch Method | Run | Dilution Factor | Batch Number | Prepared or Analyzed | Analyst | Lab |
|---|---|---|---|---|---|---|---|---|
| Total/NA | Prep | PrecSep-21 | | | 466598 | 04/03/20 08:51 | RBR | TAL SL |
| Total/NA | Analysis | 9315 | | 1 | 468971 | 04/27/20 05:30 | KLS | TAL SL |
| Total/NA | Prep | PrecSep_0 | | | 466601 | 04/03/20 09:16 | RBR | TAL SL |
| Total/NA | Analysis | 9320 | | 1 | 468147 | 04/20/20 13:53 | KLS | TAL SL |
| Total/NA | Analysis | Ra226_Ra228 | | 1 | 468977 | 04/27/20 10:24 | SMP | TAL SL |

## Client Sample ID: BA05894 PZ-16
**Date Collected: 03/24/20 12:48**
**Date Received: 03/30/20 14:49**

## Lab Sample ID: 400-186042-47
**Matrix: Water**

| Prep Type | Batch Type | Batch Method | Run | Dilution Factor | Batch Number | Prepared or Analyzed | Analyst | Lab |
|---|---|---|---|---|---|---|---|---|
| Total/NA | Prep | PrecSep-21 | | | 466598 | 04/03/20 08:51 | RBR | TAL SL |
| Total/NA | Analysis | 9315 | | 1 | 468971 | 04/27/20 05:30 | KLS | TAL SL |
| Total/NA | Prep | PrecSep_0 | | | 466601 | 04/03/20 09:16 | RBR | TAL SL |
| Total/NA | Analysis | 9320 | | 1 | 468147 | 04/20/20 13:53 | KLS | TAL SL |
| Total/NA | Analysis | Ra226_Ra228 | | 1 | 468977 | 04/27/20 10:24 | SMP | TAL SL |

## Client Sample ID: BA05895 MW-16D
**Date Collected: 03/24/20 13:45**
**Date Received: 03/30/20 14:49**

## Lab Sample ID: 400-186042-48
**Matrix: Water**

| Prep Type | Batch Type | Batch Method | Run | Dilution Factor | Batch Number | Prepared or Analyzed | Analyst | Lab |
|---|---|---|---|---|---|---|---|---|
| Total/NA | Prep | PrecSep-21 | | | 466598 | 04/03/20 08:51 | RBR | TAL SL |
| Total/NA | Analysis | 9315 | | 1 | 468971 | 04/27/20 05:30 | KLS | TAL SL |
| Total/NA | Prep | PrecSep_0 | | | 466601 | 04/03/20 09:16 | RBR | TAL SL |
| Total/NA | Analysis | 9320 | | 1 | 468147 | 04/20/20 13:53 | KLS | TAL SL |
| Total/NA | Analysis | Ra226_Ra228 | | 1 | 468977 | 04/27/20 10:24 | SMP | TAL SL |

# Lab Chronicle

Client: Alabama Power General Test Laboratory
Project/Site: CCR Plant Gorgas

Job ID: 400-186042-1
SDG: Gorgas Ash Pond 1268

## Client Sample ID: BA05896 MW-26H

**Lab Sample ID: 400-186042-49**

**Date Collected: 03/25/20 11:42**
**Matrix: Water**
**Date Received: 03/30/20 14:49**

| Prep Type | Batch Type | Batch Method | Run | Dilution Factor | Batch Number | Prepared or Analyzed | Analyst | Lab |
|---|---|---|---|---|---|---|---|---|
| Total/NA | Prep | PrecSep-21 | | | 466598 | 04/03/20 08:51 | RBR | TAL SL |
| Total/NA | Analysis | 9315 | | 1 | 468971 | 04/27/20 05:30 | KLS | TAL SL |
| Total/NA | Prep | PrecSep_0 | | | 466601 | 04/03/20 09:16 | RBR | TAL SL |
| Total/NA | Analysis | 9320 | | 1 | 468147 | 04/20/20 13:53 | KLS | TAL SL |
| Total/NA | Analysis | Ra226_Ra228 | | 1 | 468977 | 04/27/20 10:24 | SMP | TAL SL |

## Client Sample ID: BA05897 MW-26H DIS

**Lab Sample ID: 400-186042-50**

**Date Collected: 03/25/20 11:42**
**Matrix: Water**
**Date Received: 03/30/20 14:49**

| Prep Type | Batch Type | Batch Method | Run | Dilution Factor | Batch Number | Prepared or Analyzed | Analyst | Lab |
|---|---|---|---|---|---|---|---|---|
| Dissolved | Prep | PrecSep-21 | | | 466598 | 04/03/20 08:51 | RBR | TAL SL |
| Dissolved | Analysis | 9315 | | 1 | 468971 | 04/27/20 05:30 | KLS | TAL SL |
| Dissolved | Prep | PrecSep_0 | | | 466601 | 04/03/20 09:16 | RBR | TAL SL |
| Dissolved | Analysis | 9320 | | 1 | 468147 | 04/20/20 13:53 | KLS | TAL SL |
| Dissolved | Analysis | Ra226_Ra228 (D) | | 1 | 468979 | 04/27/20 10:27 | SMP | TAL SL |

**Laboratory References:**

TAL SL = Eurofins TestAmerica, St. Louis, 13715 Rider Trail North, Earth City, MO 63045, TEL (314)298-8566

## Rad

### Prep Batch: 466543

| Lab Sample ID | Client Sample ID | Prep Type | Matrix | Method | Prep Batch |
|---|---|---|---|---|---|
| 400-186042-9 | BA05433 MW-15V | Total/NA | Water | PrecSep-21 | |
| 400-186042-10 | BA05434 MW-15 | Total/NA | Water | PrecSep-21 | |
| 400-186042-11 | BA05435 MW-21 | Total/NA | Water | PrecSep-21 | |
| 400-186042-12 | BA05436 MW-6S | Total/NA | Water | PrecSep-21 | |
| 400-186042-13 | BA05437 MW-6S DUP | Total/NA | Water | PrecSep-21 | |
| 400-186042-14 | BA05438 MW-6D | Total/NA | Water | PrecSep-21 | |
| 400-186042-15 | BA05439 MW-23H | Total/NA | Water | PrecSep-21 | |
| 400-186042-16 | BA05440 MW-7 | Total/NA | Water | PrecSep-21 | |
| 400-186042-17 | BA05441 MW-7 DIS | Dissolved | Water | PrecSep-21 | |
| 400-186042-18 | BA05442 MW-41HD | Total/NA | Water | PrecSep-21 | |
| 400-186042-19 | BA05443 MW-24H | Total/NA | Water | PrecSep-21 | |
| 400-186042-20 | BA05444 MW-8 | Total/NA | Water | PrecSep-21 | |
| 400-186042-21 | BA05445 MW-12 | Total/NA | Water | PrecSep-21 | |
| 400-186042-22 | BA05446 MW-18 | Total/NA | Water | PrecSep-21 | |
| 400-186042-23 | BA05447 FB-4 | Total/NA | Water | PrecSep-21 | |
| 400-186042-24 | BA05448 MW-31H | Total/NA | Water | PrecSep-21 | |
| 400-186042-25 | BA05872 MW-9V | Total/NA | Water | PrecSep-21 | |
| 400-186042-26 | BA05873 MW-42H | Total/NA | Water | PrecSep-21 | |
| MB 160-466543/22-A | Method Blank | Total/NA | Water | PrecSep-21 | |
| LCS 160-466543/1-A | Lab Control Sample | Total/NA | Water | PrecSep-21 | |
| 400-186042-14 MS | BA05438 MW-6D | Total/NA | Water | PrecSep-21 | |
| 400-186042-14 MSD | BA05438 MW-6D | Total/NA | Water | PrecSep-21 | |

### Prep Batch: 466585

| Lab Sample ID | Client Sample ID | Prep Type | Matrix | Method | Prep Batch |
|---|---|---|---|---|---|
| 400-186042-9 | BA05433 MW-15V | Total/NA | Water | PrecSep_0 | |
| 400-186042-10 | BA05434 MW-15 | Total/NA | Water | PrecSep_0 | |
| 400-186042-11 | BA05435 MW-21 | Total/NA | Water | PrecSep_0 | |
| 400-186042-12 | BA05436 MW-6S | Total/NA | Water | PrecSep_0 | |
| 400-186042-13 | BA05437 MW-6S DUP | Total/NA | Water | PrecSep_0 | |
| 400-186042-14 | BA05438 MW-6D | Total/NA | Water | PrecSep_0 | |
| 400-186042-15 | BA05439 MW-23H | Total/NA | Water | PrecSep_0 | |
| 400-186042-16 | BA05440 MW-7 | Total/NA | Water | PrecSep_0 | |
| 400-186042-17 | BA05441 MW-7 DIS | Dissolved | Water | PrecSep_0 | |
| 400-186042-18 | BA05442 MW-41HD | Total/NA | Water | PrecSep_0 | |
| 400-186042-19 | BA05443 MW-24H | Total/NA | Water | PrecSep_0 | |
| 400-186042-20 | BA05444 MW-8 | Total/NA | Water | PrecSep_0 | |
| 400-186042-21 | BA05445 MW-12 | Total/NA | Water | PrecSep_0 | |
| 400-186042-22 | BA05446 MW-18 | Total/NA | Water | PrecSep_0 | |
| 400-186042-23 | BA05447 FB-4 | Total/NA | Water | PrecSep_0 | |
| 400-186042-24 | BA05448 MW-31H | Total/NA | Water | PrecSep_0 | |
| 400-186042-25 | BA05872 MW-9V | Total/NA | Water | PrecSep_0 | |
| 400-186042-26 | BA05873 MW-42H | Total/NA | Water | PrecSep_0 | |
| MB 160-466585/22-A | Method Blank | Total/NA | Water | PrecSep_0 | |
| LCS 160-466585/1-A | Lab Control Sample | Total/NA | Water | PrecSep_0 | |
| 400-186042-14 MS | BA05438 MW-6D | Total/NA | Water | PrecSep_0 | |
| 400-186042-14 MSD | BA05438 MW-6D | Total/NA | Water | PrecSep_0 | |

### Prep Batch: 466586

| Lab Sample ID | Client Sample ID | Prep Type | Matrix | Method | Prep Batch |
|---|---|---|---|---|---|
| 400-186042-27 | BA05874 MW-42H DUP | Total/NA | Water | PrecSep-21 | |

## Rad (Continued)

### Prep Batch: 466586 (Continued)

| Lab Sample ID | Client Sample ID | Prep Type | Matrix | Method | Prep Batch |
|---|---|---|---|---|---|
| 400-186042-28 | BA05875 MW-38H | Total/NA | Water | PrecSep-21 | |
| 400-186042-29 | BA05876 MW-19 | Total/NA | Water | PrecSep-21 | |
| 400-186042-30 | BA05877 EB-1 | Total/NA | Water | PrecSep-21 | |
| 400-186042-31 | BA05878 MW-29H | Total/NA | Water | PrecSep-21 | |
| 400-186042-32 | BA05879 MW-17V | Total/NA | Water | PrecSep-21 | |
| 400-186042-33 | BA05880 FB-2 | Total/NA | Water | PrecSep-21 | |
| 400-186042-34 | BA05881 MW-21V | Total/NA | Water | PrecSep-21 | |
| 400-186042-35 | BA05882 MW-12V | Total/NA | Water | PrecSep-21 | |
| 400-186042-36 | BA05883 MW-12V DIS | Dissolved | Water | PrecSep-21 | |
| 400-186042-37 | BA05884 MW-25HA | Total/NA | Water | PrecSep-21 | |
| 400-186042-38 | BA05885 MW-2 | Total/NA | Water | PrecSep-21 | |
| 400-186042-39 | BA05886 MW-43HO | Total/NA | Water | PrecSep-21 | |
| 400-186042-40 | BA05887 PZ-18 | Total/NA | Water | PrecSep-21 | |
| 400-186042-41 | BA05888 PZ-18 DUP | Total/NA | Water | PrecSep-21 | |
| 400-186042-42 | BA05889 MW-18V | Total/NA | Water | PrecSep-21 | |
| 400-186042-43 | BA05890 MW-32H | Total/NA | Water | PrecSep-21 | |
| 400-186042-44 | BA05891 FB-3 | Total/NA | Water | PrecSep-21 | |
| MB 160-466586/22-A | Method Blank | Total/NA | Water | PrecSep-21 | |
| LCS 160-466586/1-A | Lab Control Sample | Total/NA | Water | PrecSep-21 | |
| 400-186042-37 MS | BA05884 MW-25HA | Total/NA | Water | PrecSep-21 | |
| 400-186042-37 MSD | BA05884 MW-25HA | Total/NA | Water | PrecSep-21 | |

### Prep Batch: 466588

| Lab Sample ID | Client Sample ID | Prep Type | Matrix | Method | Prep Batch |
|---|---|---|---|---|---|
| 400-186042-27 | BA05874 MW-42H DUP | Total/NA | Water | PrecSep_0 | |
| 400-186042-28 | BA05875 MW-38H | Total/NA | Water | PrecSep_0 | |
| 400-186042-29 | BA05876 MW-19 | Total/NA | Water | PrecSep_0 | |
| 400-186042-30 | BA05877 EB-1 | Total/NA | Water | PrecSep_0 | |
| 400-186042-31 | BA05878 MW-29H | Total/NA | Water | PrecSep_0 | |
| 400-186042-32 | BA05879 MW-17V | Total/NA | Water | PrecSep_0 | |
| 400-186042-33 | BA05880 FB-2 | Total/NA | Water | PrecSep_0 | |
| 400-186042-34 | BA05881 MW-21V | Total/NA | Water | PrecSep_0 | |
| 400-186042-35 | BA05882 MW-12V | Total/NA | Water | PrecSep_0 | |
| 400-186042-36 | BA05883 MW-12V DIS | Dissolved | Water | PrecSep_0 | |
| 400-186042-37 | BA05884 MW-25HA | Total/NA | Water | PrecSep_0 | |
| 400-186042-39 | BA05886 MW-43HO | Total/NA | Water | PrecSep_0 | |
| 400-186042-40 | BA05887 PZ-18 | Total/NA | Water | PrecSep_0 | |
| 400-186042-41 | BA05888 PZ-18 DUP | Total/NA | Water | PrecSep_0 | |
| 400-186042-42 | BA05889 MW-18V | Total/NA | Water | PrecSep_0 | |
| 400-186042-43 | BA05890 MW-32H | Total/NA | Water | PrecSep_0 | |
| 400-186042-44 | BA05891 FB-3 | Total/NA | Water | PrecSep_0 | |
| MB 160-466588/22-A | Method Blank | Total/NA | Water | PrecSep_0 | |
| LCS 160-466588/1-A | Lab Control Sample | Total/NA | Water | PrecSep_0 | |
| 400-186042-37 MS | BA05884 MW-25HA | Total/NA | Water | PrecSep_0 | |
| 400-186042-37 MSD | BA05884 MW-25HA | Total/NA | Water | PrecSep_0 | |

### Prep Batch: 466598

| Lab Sample ID | Client Sample ID | Prep Type | Matrix | Method | Prep Batch |
|---|---|---|---|---|---|
| 400-186042-45 | BA05892 PZ-22 | Total/NA | Water | PrecSep-21 | |
| 400-186042-46 | BA05893 PZ-22 DUP | Total/NA | Water | PrecSep-21 | |
| 400-186042-47 | BA05894 PZ-16 | Total/NA | Water | PrecSep-21 | |

## Rad (Continued)

### Prep Batch: 466598 (Continued)

| Lab Sample ID | Client Sample ID | Prep Type | Matrix | Method | Prep Batch |
|---|---|---|---|---|---|
| 400-186042-48 | BA05895 MW-16D | Total/NA | Water | PrecSep-21 | |
| 400-186042-49 | BA05896 MW-26H | Total/NA | Water | PrecSep-21 | |
| 400-186042-50 | BA05897 MW-26H DIS | Dissolved | Water | PrecSep-21 | |
| MB 160-466598/21-A | Method Blank | Total/NA | Water | PrecSep-21 | |
| LCS 160-466598/1-A | Lab Control Sample | Total/NA | Water | PrecSep-21 | |
| 400-186042-47 MS | BA05894 PZ-16 | Total/NA | Water | PrecSep-21 | |
| 400-186042-47 MSD | BA05894 PZ-16 | Total/NA | Water | PrecSep-21 | |

### Prep Batch: 466601

| Lab Sample ID | Client Sample ID | Prep Type | Matrix | Method | Prep Batch |
|---|---|---|---|---|---|
| 400-186042-45 | BA05892 PZ-22 | Total/NA | Water | PrecSep_0 | |
| 400-186042-46 | BA05893 PZ-22 DUP | Total/NA | Water | PrecSep_0 | |
| 400-186042-47 | BA05894 PZ-16 | Total/NA | Water | PrecSep_0 | |
| 400-186042-48 | BA05895 MW-16D | Total/NA | Water | PrecSep_0 | |
| 400-186042-49 | BA05896 MW-26H | Total/NA | Water | PrecSep_0 | |
| 400-186042-50 | BA05897 MW-26H DIS | Dissolved | Water | PrecSep_0 | |
| MB 160-466601/21-A | Method Blank | Total/NA | Water | PrecSep_0 | |
| LCS 160-466601/1-A | Lab Control Sample | Total/NA | Water | PrecSep_0 | |
| 400-186042-47 MS | BA05894 PZ-16 | Total/NA | Water | PrecSep_0 | |
| 400-186042-47 MSD | BA05894 PZ-16 | Total/NA | Water | PrecSep_0 | |

### Prep Batch: 466701

| Lab Sample ID | Client Sample ID | Prep Type | Matrix | Method | Prep Batch |
|---|---|---|---|---|---|
| 400-186042-1 | BA05425 MW-17 | Total/NA | Water | PrecSep-21 | |
| 400-186042-2 | BA05426 MW-28H | Total/NA | Water | PrecSep-21 | |
| 400-186042-3 | BA05427 FB-1 | Total/NA | Water | PrecSep-21 | |
| 400-186042-4 | BA05428 MW-34HO | Total/NA | Water | PrecSep-21 | |
| 400-186042-5 | BA05429 MW-35HO | Total/NA | Water | PrecSep-21 | |
| 400-186042-6 | BA05430 MW-36H | Total/NA | Water | PrecSep-21 | |
| 400-186042-7 | BA05431 MW-33HO | Total/NA | Water | PrecSep-21 | |
| 400-186042-8 | BA05432 MW-30HA | Total/NA | Water | PrecSep-21 | |
| MB 160-466701/20-A | Method Blank | Total/NA | Water | PrecSep-21 | |
| LCS 160-466701/1-A | Lab Control Sample | Total/NA | Water | PrecSep-21 | |
| 440-263721-A-1-B MS | Matrix Spike | Total/NA | Water | PrecSep-21 | |
| 440-263721-A-1-C MSD | Matrix Spike Duplicate | Total/NA | Water | PrecSep-21 | |

### Prep Batch: 466705

| Lab Sample ID | Client Sample ID | Prep Type | Matrix | Method | Prep Batch |
|---|---|---|---|---|---|
| 400-186042-1 | BA05425 MW-17 | Total/NA | Water | PrecSep_0 | |
| 400-186042-2 | BA05426 MW-28H | Total/NA | Water | PrecSep_0 | |
| 400-186042-3 | BA05427 FB-1 | Total/NA | Water | PrecSep_0 | |
| 400-186042-4 | BA05428 MW-34HO | Total/NA | Water | PrecSep_0 | |
| 400-186042-5 | BA05429 MW-35HO | Total/NA | Water | PrecSep_0 | |
| 400-186042-6 | BA05430 MW-36H | Total/NA | Water | PrecSep_0 | |
| 400-186042-7 | BA05431 MW-33HO | Total/NA | Water | PrecSep_0 | |
| 400-186042-8 | BA05432 MW-30HA | Total/NA | Water | PrecSep_0 | |
| MB 160-466705/20-A | Method Blank | Total/NA | Water | PrecSep_0 | |
| LCS 160-466705/1-A | Lab Control Sample | Total/NA | Water | PrecSep_0 | |
| 440-263721-A-1-E MS | Matrix Spike | Total/NA | Water | PrecSep_0 | |
| 440-263721-A-1-F MSD | Matrix Spike Duplicate | Total/NA | Water | PrecSep_0 | |

## Rad

### Prep Batch: 468668

| Lab Sample ID | Client Sample ID | Prep Type | Matrix | Method | Prep Batch |
|---|---|---|---|---|---|
| 400-186042-38 | BA05885 MW-2 | Total/NA | Water | PrecSep_0 | |
| MB 160-468668/4-A | Method Blank | Total/NA | Water | PrecSep_0 | |
| LCS 160-468668/1-A | Lab Control Sample | Total/NA | Water | PrecSep_0 | |
| LCSD 160-468668/2-A | Lab Control Sample Dup | Total/NA | Water | PrecSep_0 | |

## Method: 9315 - Radium-226 (GFPC)

**Lab Sample ID: MB 160-466543/22-A**
**Matrix: Water**
**Analysis Batch: 469039**

**Client Sample ID: Method Blank**
**Prep Type: Total/NA**
**Prep Batch: 466543**

| Analyte | MB Result | MB Qualifier | Count Uncert. (2σ+/-) | Total Uncert. (2σ+/-) | RL | MDC | Unit | Prepared | Analyzed | Dil Fac |
|---|---|---|---|---|---|---|---|---|---|---|
| Radium-226 | -0.1064 | U | 0.0926 | 0.0931 | 1.00 | 0.241 | pCi/L | 04/03/20 06:19 | 04/28/20 06:49 | 1 |

| *Carrier* | *MB %Yield* | *MB Qualifier* | *Limits* | *Prepared* | *Analyzed* | *Dil Fac* |
|---|---|---|---|---|---|---|
| *Ba Carrier* | *74.0* | | *40 - 110* | *04/03/20 06:19* | *04/28/20 06:49* | *1* |

**Lab Sample ID: LCS 160-466543/1-A**
**Matrix: Water**
**Analysis Batch: 469039**

**Client Sample ID: Lab Control Sample**
**Prep Type: Total/NA**
**Prep Batch: 466543**

| Analyte | | | Spike Added | LCS Result | LCS Qual | Total Uncert. (2σ+/-) | RL | MDC | Unit | %Rec | %Rec. Limits | | |
|---|---|---|---|---|---|---|---|---|---|---|---|---|---|
| Radium-226 | | | 15.1 | 15.07 | | 1.64 | 1.00 | 0.209 | pCi/L | 100 | 75 - 125 | | |

| *Carrier* | *LCS %Yield* | *LCS Qualifier* | *Limits* |
|---|---|---|---|
| *Ba Carrier* | *77.1* | | *40 - 110* |

**Lab Sample ID: 400-186042-14 MS**
**Matrix: Water**
**Analysis Batch: 469039**

**Client Sample ID: BA05438 MW-6D**
**Prep Type: Total/NA**
**Prep Batch: 466543**

| Analyte | Sample Result | Sample Qual | Spike Added | MS Result | MS Qual | Total Uncert. (2σ+/-) | RL | MDC | Unit | %Rec | %Rec. Limits | | |
|---|---|---|---|---|---|---|---|---|---|---|---|---|---|
| Radium-226 | 0.154 | U | 15.1 | 13.64 | | 1.49 | 1.00 | 0.167 | pCi/L | 89 | 75 - 138 | | |

| *Carrier* | *MS %Yield* | *MS Qualifier* | *Limits* |
|---|---|---|---|
| *Ba Carrier* | *83.2* | | *40 - 110* |

**Lab Sample ID: 400-186042-14 MSD**
**Matrix: Water**
**Analysis Batch: 469039**

**Client Sample ID: BA05438 MW-6D**
**Prep Type: Total/NA**
**Prep Batch: 466543**

| Analyte | Sample Result | Sample Qual | Spike Added | MSD Result | MSD Qual | Total Uncert. (2σ+/-) | RL | MDC | Unit | %Rec | %Rec. Limits | RER | RER Limit |
|---|---|---|---|---|---|---|---|---|---|---|---|---|---|
| Radium-226 | 0.154 | U | 15.1 | 15.01 | | 1.68 | 1.00 | 0.280 | pCi/L | 98 | 75 - 138 | 0.43 | 1 |

| *Carrier* | *MSD %Yield* | *MSD Qualifier* | *Limits* |
|---|---|---|---|
| *Ba Carrier* | *67.9* | | *40 - 110* |

**Lab Sample ID: MB 160-466586/22-A**
**Matrix: Water**
**Analysis Batch: 469039**

**Client Sample ID: Method Blank**
**Prep Type: Total/NA**
**Prep Batch: 466586**

| Analyte | MB Result | MB Qualifier | Count Uncert. (2σ+/-) | Total Uncert. (2σ+/-) | RL | MDC | Unit | Prepared | Analyzed | Dil Fac |
|---|---|---|---|---|---|---|---|---|---|---|
| Radium-226 | 0.01226 | U | 0.0653 | 0.0653 | 1.00 | 0.130 | pCi/L | 04/03/20 07:07 | 04/28/20 08:38 | 1 |

## Method: 9315 - Radium-226 (GFPC) (Continued)

**Lab Sample ID: MB 160-466586/22-A**
**Matrix: Water**
**Analysis Batch: 469039**

**Client Sample ID: Method Blank**
**Prep Type: Total/NA**
**Prep Batch: 466586**

| Carrier | MB %Yield | MB Qualifier | Limits | Prepared | Analyzed | Dil Fac |
|---|---|---|---|---|---|---|
| Ba Carrier | 101 | | 40 - 110 | 04/03/20 07:07 | 04/28/20 08:38 | 1 |

**Lab Sample ID: LCS 160-466586/1-A**
**Matrix: Water**
**Analysis Batch: 469039**

**Client Sample ID: Lab Control Sample**
**Prep Type: Total/NA**
**Prep Batch: 466586**

| Analyte | | | Spike Added | LCS Result | LCS Qual | Total Uncert. (2σ+/-) | RL | MDC | Unit | %Rec | %Rec. Limits | | |
|---|---|---|---|---|---|---|---|---|---|---|---|---|---|
| Radium-226 | | | 15.1 | 12.29 | | 1.37 | 1.00 | 0.170 | pCi/L | 81 | 75 - 125 | | |

| Carrier | LCS %Yield | LCS Qualifier | Limits |
|---|---|---|---|
| Ba Carrier | 71.9 | | 40 - 110 |

**Lab Sample ID: 400-186042-37 MS**
**Matrix: Water**
**Analysis Batch: 469039**

**Client Sample ID: BA05884 MW-25HA**
**Prep Type: Total/NA**
**Prep Batch: 466586**

| Analyte | Sample Result | Sample Qual | Spike Added | MS Result | MS Qual | Total Uncert. (2σ+/-) | RL | MDC | Unit | %Rec | %Rec. Limits | | |
|---|---|---|---|---|---|---|---|---|---|---|---|---|---|
| Radium-226 | 0.271 | U | 15.1 | 12.93 | | 1.39 | 1.00 | 0.171 | pCi/L | 84 | 75 - 138 | | |

| Carrier | MS %Yield | MS Qualifier | Limits |
|---|---|---|---|
| Ba Carrier | 85.3 | | 40 - 110 |

**Lab Sample ID: 400-186042-37 MSD**
**Matrix: Water**
**Analysis Batch: 469039**

**Client Sample ID: BA05884 MW-25HA**
**Prep Type: Total/NA**
**Prep Batch: 466586**

| Analyte | Sample Result | Sample Qual | Spike Added | MSD Result | MSD Qual | Total Uncert. (2σ+/-) | RL | MDC | Unit | %Rec | %Rec. Limits | RER | RER Limit |
|---|---|---|---|---|---|---|---|---|---|---|---|---|---|
| Radium-226 | 0.271 | U | 15.1 | 12.37 | | 1.36 | 1.00 | 0.176 | pCi/L | 80 | 75 - 138 | 0.20 | 1 |

| Carrier | MSD %Yield | MSD Qualifier | Limits |
|---|---|---|---|
| Ba Carrier | 78.0 | | 40 - 110 |

**Lab Sample ID: MB 160-466598/21-A**
**Matrix: Water**
**Analysis Batch: 468971**

**Client Sample ID: Method Blank**
**Prep Type: Total/NA**
**Prep Batch: 466598**

| Analyte | MB Result | MB Qualifier | Count Uncert. (2σ+/-) | Total Uncert. (2σ+/-) | RL | MDC | Unit | Prepared | Analyzed | Dil Fac |
|---|---|---|---|---|---|---|---|---|---|---|
| Radium-226 | -0.005051 | U | 0.0849 | 0.0849 | 1.00 | 0.172 | pCi/L | 04/03/20 08:51 | 04/27/20 07:47 | 1 |

| Carrier | MB %Yield | MB Qualifier | Limits | Prepared | Analyzed | Dil Fac |
|---|---|---|---|---|---|---|
| Ba Carrier | 69.1 | | 40 - 110 | 04/03/20 08:51 | 04/27/20 07:47 | 1 |

## Method: 9315 - Radium-226 (GFPC) (Continued)

**Lab Sample ID: LCS 160-466598/1-A**
**Matrix: Water**
**Analysis Batch: 468971**

**Client Sample ID: Lab Control Sample**
**Prep Type: Total/NA**
**Prep Batch: 466598**

| Analyte | | | Spike Added | LCS Result | LCS Qual | Total Uncert. (2σ+/-) | RL | MDC | Unit | %Rec | %Rec. Limits | | |
|---|---|---|---|---|---|---|---|---|---|---|---|---|---|
| Radium-226 | | | 11.3 | 8.855 | | 0.985 | 1.00 | 0.141 | pCi/L | 78 | 75 - 125 | | |

| *Carrier* | *LCS %Yield* | *LCS Qualifier* | *Limits* |
|---|---|---|---|
| *Ba Carrier* | *76.8* | | *40 - 110* |

**Lab Sample ID: 400-186042-47 MS**
**Matrix: Water**
**Analysis Batch: 468971**

**Client Sample ID: BA05894 PZ-16**
**Prep Type: Total/NA**
**Prep Batch: 466598**

| Analyte | Sample Result | Sample Qual | Spike Added | MS Result | MS Qual | Total Uncert. (2σ+/-) | RL | MDC | Unit | %Rec | %Rec. Limits | | |
|---|---|---|---|---|---|---|---|---|---|---|---|---|---|
| Radium-226 | 0.111 | U | 15.1 | 11.93 | | 1.28 | 1.00 | 0.171 | pCi/L | 78 | 75 - 138 | | |

| *Carrier* | *MS %Yield* | *MS Qualifier* | *Limits* |
|---|---|---|---|
| *Ba Carrier* | *98.2* | | *40 - 110* |

**Lab Sample ID: 400-186042-47 MSD**
**Matrix: Water**
**Analysis Batch: 468971**

**Client Sample ID: BA05894 PZ-16**
**Prep Type: Total/NA**
**Prep Batch: 466598**

| Analyte | Sample Result | Sample Qual | Spike Added | MSD Result | MSD Qual | Total Uncert. (2σ+/-) | RL | MDC | Unit | %Rec | %Rec. Limits | RER | RER Limit |
|---|---|---|---|---|---|---|---|---|---|---|---|---|---|
| Radium-226 | 0.111 | U | 15.1 | 12.56 | | 1.36 | 1.00 | 0.143 | pCi/L | 82 | 75 - 138 | 0.24 | 1 |

| *Carrier* | *MSD %Yield* | *MSD Qualifier* | *Limits* |
|---|---|---|---|
| *Ba Carrier* | *87.5* | | *40 - 110* |

**Lab Sample ID: MB 160-466701/20-A**
**Matrix: Water**
**Analysis Batch: 469145**

**Client Sample ID: Method Blank**
**Prep Type: Total/NA**
**Prep Batch: 466701**

| Analyte | MB Result | MB Qualifier | Count Uncert. (2σ+/-) | Total Uncert. (2σ+/-) | RL | MDC | Unit | Prepared | Analyzed | Dil Fac |
|---|---|---|---|---|---|---|---|---|---|---|
| Radium-226 | 0.03608 | U | 0.0879 | 0.0880 | 1.00 | 0.162 | pCi/L | 04/06/20 07:59 | 04/29/20 06:56 | 1 |

| *Carrier* | *MB %Yield* | *MB Qualifier* | *Limits* | *Prepared* | *Analyzed* | *Dil Fac* |
|---|---|---|---|---|---|---|
| *Ba Carrier* | *85.0* | | *40 - 110* | *04/06/20 07:59* | *04/29/20 06:56* | *1* |

**Lab Sample ID: LCS 160-466701/1-A**
**Matrix: Water**
**Analysis Batch: 469141**

**Client Sample ID: Lab Control Sample**
**Prep Type: Total/NA**
**Prep Batch: 466701**

| Analyte | | | Spike Added | LCS Result | LCS Qual | Total Uncert. (2σ+/-) | RL | MDC | Unit | %Rec | %Rec. Limits | | |
|---|---|---|---|---|---|---|---|---|---|---|---|---|---|
| Radium-226 | | | 15.1 | 11.41 | | 1.21 | 1.00 | 0.114 | pCi/L | 75 | 75 - 125 | | |

## Method: 9315 - Radium-226 (GFPC) (Continued)

**Lab Sample ID: LCS 160-466701/1-A**
**Matrix: Water**
**Analysis Batch: 469141**

**Client Sample ID: Lab Control Sample**
**Prep Type: Total/NA**
**Prep Batch: 466701**

| Carrier | LCS %Yield | LCS Qualifier | Limits |
|---|---|---|---|
| Ba Carrier | 99.1 | | 40 - 110 |

**Lab Sample ID: 440-263721-A-1-B MS**
**Matrix: Water**
**Analysis Batch: 469141**

**Client Sample ID: Matrix Spike**
**Prep Type: Total/NA**
**Prep Batch: 466701**

| Analyte | Sample Result | Sample Qual | Spike Added | MS Result | MS Qual | Total Uncert. (2σ+/-) | RL | MDC | Unit | %Rec | %Rec. Limits | | |
|---|---|---|---|---|---|---|---|---|---|---|---|---|---|
| Radium-226 | 0.0419 | U | 11.3 | 8.994 | | 0.957 | 1.00 | 0.102 | pCi/L | 79 | 75 - 138 | | |

| Carrier | MS %Yield | MS Qualifier | Limits |
|---|---|---|---|
| Ba Carrier | 94.2 | | 40 - 110 |

**Lab Sample ID: 440-263721-A-1-C MSD**
**Matrix: Water**
**Analysis Batch: 469141**

**Client Sample ID: Matrix Spike Duplicate**
**Prep Type: Total/NA**
**Prep Batch: 466701**

| Analyte | Sample Result | Sample Qual | Spike Added | MSD Result | MSD Qual | Total Uncert. (2σ+/-) | RL | MDC | Unit | %Rec | %Rec. Limits | RER | RER Limit |
|---|---|---|---|---|---|---|---|---|---|---|---|---|---|
| Radium-226 | 0.0419 | U | 11.4 | 9.402 | | 0.992 | 1.00 | 0.0985 | pCi/L | 82 | 75 - 138 | 0.21 | 1 |

| Carrier | MSD %Yield | MSD Qualifier | Limits |
|---|---|---|---|
| Ba Carrier | 95.4 | | 40 - 110 |

## Method: 9320 - Radium-228 (GFPC)

**Lab Sample ID: MB 160-466585/22-A**
**Matrix: Water**
**Analysis Batch: 468688**

**Client Sample ID: Method Blank**
**Prep Type: Total/NA**
**Prep Batch: 466585**

| Analyte | MB Result | MB Qualifier | Count Uncert. (2σ+/-) | Total Uncert. (2σ+/-) | RL | MDC | Unit | Prepared | Analyzed | Dil Fac |
|---|---|---|---|---|---|---|---|---|---|---|
| Radium-228 | 0.2003 | U | 0.314 | 0.314 | 1.00 | 0.529 | pCi/L | 04/03/20 07:01 | 04/23/20 07:34 | 1 |

| Carrier | MB %Yield | MB Qualifier | Limits | Prepared | Analyzed | Dil Fac |
|---|---|---|---|---|---|---|
| Ba Carrier | 74.0 | | 40 - 110 | 04/03/20 07:01 | 04/23/20 07:34 | 1 |
| Y Carrier | 88.2 | | 40 - 110 | 04/03/20 07:01 | 04/23/20 07:34 | 1 |

**Lab Sample ID: LCS 160-466585/1-A**
**Matrix: Water**
**Analysis Batch: 468686**

**Client Sample ID: Lab Control Sample**
**Prep Type: Total/NA**
**Prep Batch: 466585**

| Analyte | | | Spike Added | LCS Result | LCS Qual | Total Uncert. (2σ+/-) | RL | MDC | Unit | %Rec | %Rec. Limits | | |
|---|---|---|---|---|---|---|---|---|---|---|---|---|---|
| Radium-228 | | | 11.9 | 13.86 | | 1.63 | 1.00 | 0.620 | pCi/L | 117 | 75 - 125 | | |

## Method: 9320 - Radium-228 (GFPC) (Continued)

**Lab Sample ID: LCS 160-466585/1-A**
**Matrix: Water**
**Analysis Batch: 468686**

**Client Sample ID: Lab Control Sample**
**Prep Type: Total/NA**
**Prep Batch: 466585**

| Carrier | LCS %Yield | LCS Qualifier | Limits |
|---|---|---|---|
| Ba Carrier | 77.1 | | 40 - 110 |
| Y Carrier | 87.9 | | 40 - 110 |

**Lab Sample ID: 400-186042-14 MS**
**Matrix: Water**
**Analysis Batch: 468688**

**Client Sample ID: BA05438 MW-6D**
**Prep Type: Total/NA**
**Prep Batch: 466585**

| Analyte | Sample Result | Sample Qual | Spike Added | MS Result | MS Qual | Total Uncert. (2σ+/-) | RL | MDC | Unit | %Rec | %Rec. Limits | | |
|---|---|---|---|---|---|---|---|---|---|---|---|---|---|
| Radium-228 | 0.475 | | 11.9 | 12.83 | | 1.50 | 1.00 | 0.579 | pCi/L | 104 | 45 - 150 | | |

| Carrier | MS %Yield | MS Qualifier | Limits |
|---|---|---|---|
| Ba Carrier | 83.2 | | 40 - 110 |
| Y Carrier | 87.5 | | 40 - 110 |

**Lab Sample ID: 400-186042-14 MSD**
**Matrix: Water**
**Analysis Batch: 468688**

**Client Sample ID: BA05438 MW-6D**
**Prep Type: Total/NA**
**Prep Batch: 466585**

| Analyte | Sample Result | Sample Qual | Spike Added | MSD Result | MSD Qual | Total Uncert. (2σ+/-) | RL | MDC | Unit | %Rec | %Rec. Limits | RER | RER Limit |
|---|---|---|---|---|---|---|---|---|---|---|---|---|---|
| Radium-228 | 0.475 | | 11.9 | 11.71 | | 1.45 | 1.00 | 0.577 | pCi/L | 95 | 45 - 150 | 0.38 | 1 |

| Carrier | MSD %Yield | MSD Qualifier | Limits |
|---|---|---|---|
| Ba Carrier | 67.9 | | 40 - 110 |
| Y Carrier | 87.1 | | 40 - 110 |

**Lab Sample ID: MB 160-466588/22-A**
**Matrix: Water**
**Analysis Batch: 468448**

**Client Sample ID: Method Blank**
**Prep Type: Total/NA**
**Prep Batch: 466588**

| Analyte | MB Result | MB Qualifier | Count Uncert. (2σ+/-) | Total Uncert. (2σ+/-) | RL | MDC | Unit | Prepared | Analyzed | Dil Fac |
|---|---|---|---|---|---|---|---|---|---|---|
| Radium-228 | 0.3822 | U | 0.353 | 0.355 | 1.00 | 0.571 | pCi/L | 04/03/20 07:37 | 04/21/20 16:41 | 1 |

| Carrier | MB %Yield | MB Qualifier | Limits | Prepared | Analyzed | Dil Fac |
|---|---|---|---|---|---|---|
| Ba Carrier | 101 | | 40 - 110 | 04/03/20 07:37 | 04/21/20 16:41 | 1 |
| Y Carrier | 86.7 | | 40 - 110 | 04/03/20 07:37 | 04/21/20 16:41 | 1 |

**Lab Sample ID: LCS 160-466588/1-A**
**Matrix: Water**
**Analysis Batch: 468443**

**Client Sample ID: Lab Control Sample**
**Prep Type: Total/NA**
**Prep Batch: 466588**

| Analyte | | | Spike Added | LCS Result | LCS Qual | Total Uncert. (2σ+/-) | RL | MDC | Unit | %Rec | %Rec. Limits | | |
|---|---|---|---|---|---|---|---|---|---|---|---|---|---|
| Radium-228 | | | 11.9 | 12.49 | | 1.55 | 1.00 | 0.716 | pCi/L | 105 | 75 - 125 | | |

## Method: 9320 - Radium-228 (GFPC) (Continued)

**Lab Sample ID: LCS 160-466588/1-A**
**Matrix: Water**
**Analysis Batch: 468443**

**Client Sample ID: Lab Control Sample**
**Prep Type: Total/NA**
**Prep Batch: 466588**

| Carrier | LCS %Yield | LCS Qualifier | Limits |
|---|---|---|---|
| Ba Carrier | 71.9 | | 40 - 110 |
| Y Carrier | 89.0 | | 40 - 110 |

**Lab Sample ID: 400-186042-37 MS**
**Matrix: Water**
**Analysis Batch: 468443**

**Client Sample ID: BA05884 MW-25HA**
**Prep Type: Total/NA**
**Prep Batch: 466588**

| Analyte | Sample Result | Sample Qual | Spike Added | MS Result | MS Qual | Total Uncert. (2σ+/-) | RL | MDC | Unit | %Rec | %Rec. Limits | | |
|---|---|---|---|---|---|---|---|---|---|---|---|---|---|
| Radium-228 | -0.272 | U G | 11.9 | 9.898 | | 1.26 | 1.00 | 0.525 | pCi/L | 83 | 45 - 150 | | |

| Carrier | MS %Yield | MS Qualifier | Limits |
|---|---|---|---|
| Ba Carrier | 85.3 | | 40 - 110 |
| Y Carrier | 85.6 | | 40 - 110 |

**Lab Sample ID: 400-186042-37 MSD**
**Matrix: Water**
**Analysis Batch: 468443**

**Client Sample ID: BA05884 MW-25HA**
**Prep Type: Total/NA**
**Prep Batch: 466588**

| Analyte | Sample Result | Sample Qual | Spike Added | MSD Result | MSD Qual | Total Uncert. (2σ+/-) | RL | MDC | Unit | %Rec | %Rec. Limits | RER | RER Limit |
|---|---|---|---|---|---|---|---|---|---|---|---|---|---|
| Radium-228 | -0.272 | U G | 11.9 | 11.47 | | 1.42 | 1.00 | 0.601 | pCi/L | 97 | 45 - 150 | 0.59 | 1 |

| Carrier | MSD %Yield | MSD Qualifier | Limits |
|---|---|---|---|
| Ba Carrier | 78.0 | | 40 - 110 |
| Y Carrier | 87.5 | | 40 - 110 |

**Lab Sample ID: MB 160-466601/21-A**
**Matrix: Water**
**Analysis Batch: 468147**

**Client Sample ID: Method Blank**
**Prep Type: Total/NA**
**Prep Batch: 466601**

| Analyte | MB Result | MB Qualifier | Count Uncert. (2σ+/-) | Total Uncert. (2σ+/-) | RL | MDC | Unit | Prepared | Analyzed | Dil Fac |
|---|---|---|---|---|---|---|---|---|---|---|
| Radium-228 | 0.5224 | U | 0.361 | 0.365 | 1.00 | 0.558 | pCi/L | 04/03/20 09:16 | 04/20/20 13:54 | 1 |

| Carrier | MB %Yield | MB Qualifier | Limits | Prepared | Analyzed | Dil Fac |
|---|---|---|---|---|---|---|
| Ba Carrier | 69.1 | | 40 - 110 | 04/03/20 09:16 | 04/20/20 13:54 | 1 |
| Y Carrier | 78.5 | | 40 - 110 | 04/03/20 09:16 | 04/20/20 13:54 | 1 |

**Lab Sample ID: LCS 160-466601/1-A**
**Matrix: Water**
**Analysis Batch: 468147**

**Client Sample ID: Lab Control Sample**
**Prep Type: Total/NA**
**Prep Batch: 466601**

| Analyte | | | Spike Added | LCS Result | LCS Qual | Total Uncert. (2σ+/-) | RL | MDC | Unit | %Rec | %Rec. Limits | | |
|---|---|---|---|---|---|---|---|---|---|---|---|---|---|
| Radium-228 | | | 8.91 | 9.048 | | 1.27 | 1.00 | 0.698 | pCi/L | 102 | 75 - 125 | | |

## Method: 9320 - Radium-228 (GFPC) (Continued)

**Lab Sample ID: LCS 160-466601/1-A**
**Matrix: Water**
**Analysis Batch: 468147**

**Client Sample ID: Lab Control Sample**
**Prep Type: Total/NA**
**Prep Batch: 466601**

| Carrier | LCS %Yield | LCS Qualifier | Limits |
|---|---|---|---|
| Ba Carrier | 76.8 | | 40 - 110 |
| Y Carrier | 56.8 | | 40 - 110 |

**Lab Sample ID: 400-186042-47 MS**
**Matrix: Water**
**Analysis Batch: 468147**

**Client Sample ID: BA05894 PZ-16**
**Prep Type: Total/NA**
**Prep Batch: 466601**

| Analyte | Sample Result | Sample Qual | Spike Added | MS Result | MS Qual | Total Uncert. (2σ+/-) | RL | MDC | Unit | %Rec | %Rec. Limits |
|---|---|---|---|---|---|---|---|---|---|---|---|
| Radium-228 | 0.737 | | 11.9 | 11.96 | | 1.43 | 1.00 | 0.509 | pCi/L | 94 | 45 - 150 |

| Carrier | MS %Yield | MS Qualifier | Limits |
|---|---|---|---|
| Ba Carrier | 98.2 | | 40 - 110 |
| Y Carrier | 79.6 | | 40 - 110 |

**Lab Sample ID: 400-186042-47 MSD**
**Matrix: Water**
**Analysis Batch: 468147**

**Client Sample ID: BA05894 PZ-16**
**Prep Type: Total/NA**
**Prep Batch: 466601**

| Analyte | Sample Result | Sample Qual | Spike Added | MSD Result | MSD Qual | Total Uncert. (2σ+/-) | RL | MDC | Unit | %Rec | %Rec. Limits | RER | RER Limit |
|---|---|---|---|---|---|---|---|---|---|---|---|---|---|
| Radium-228 | 0.737 | | 11.9 | 12.72 | | 1.54 | 1.00 | 0.545 | pCi/L | 101 | 45 - 150 | 0.26 | 1 |

| Carrier | MSD %Yield | MSD Qualifier | Limits |
|---|---|---|---|
| Ba Carrier | 87.5 | | 40 - 110 |
| Y Carrier | 81.1 | | 40 - 110 |

**Lab Sample ID: MB 160-466705/20-A**
**Matrix: Water**
**Analysis Batch: 468134**

**Client Sample ID: Method Blank**
**Prep Type: Total/NA**
**Prep Batch: 466705**

| Analyte | MB Result | MB Qualifier | Count Uncert. (2σ+/-) | Total Uncert. (2σ+/-) | RL | MDC | Unit | Prepared | Analyzed | Dil Fac |
|---|---|---|---|---|---|---|---|---|---|---|
| Radium-228 | 1.334 | | 0.552 | 0.566 | 1.00 | 0.786 | pCi/L | 04/06/20 08:15 | 04/20/20 13:42 | 1 |

| Carrier | MB %Yield | MB Qualifier | Limits | Prepared | Analyzed | Dil Fac |
|---|---|---|---|---|---|---|
| Ba Carrier | 85.0 | | 40 - 110 | 04/06/20 08:15 | 04/20/20 13:42 | 1 |
| Y Carrier | 69.5 | | 40 - 110 | 04/06/20 08:15 | 04/20/20 13:42 | 1 |

**Lab Sample ID: LCS 160-466705/1-A**
**Matrix: Water**
**Analysis Batch: 468146**

**Client Sample ID: Lab Control Sample**
**Prep Type: Total/NA**
**Prep Batch: 466705**

| Analyte | Spike Added | LCS Result | LCS Qual | Total Uncert. (2σ+/-) | RL | MDC | Unit | %Rec | %Rec. Limits |
|---|---|---|---|---|---|---|---|---|---|
| Radium-228 | 11.9 | 11.04 | | 1.35 | 1.00 | 0.598 | pCi/L | 93 | 75 - 125 |

## Method: 9320 - Radium-228 (GFPC) (Continued)

**Lab Sample ID: LCS 160-466705/1-A**
**Matrix: Water**
**Analysis Batch: 468146**

**Client Sample ID: Lab Control Sample**
**Prep Type: Total/NA**
**Prep Batch: 466705**

| Carrier | LCS %Yield | LCS Qualifier | Limits |
|---|---|---|---|
| Ba Carrier | 99.1 | | 40 - 110 |
| Y Carrier | 80.0 | | 40 - 110 |

**Lab Sample ID: 440-263721-A-1-E MS**
**Matrix: Water**
**Analysis Batch: 468146**

**Client Sample ID: Matrix Spike**
**Prep Type: Total/NA**
**Prep Batch: 466705**

| Analyte | Sample Result | Sample Qual | Spike Added | MS Result | MS Qual | Total Uncert. (2σ+/-) | RL | MDC | Unit | %Rec | %Rec. Limits |
|---|---|---|---|---|---|---|---|---|---|---|---|
| Radium-228 | 0.707 | | 8.91 | 9.282 | | 1.11 | 1.00 | 0.412 | pCi/L | 96 | 45 - 150 |

| Carrier | MS %Yield | MS Qualifier | Limits |
|---|---|---|---|
| Ba Carrier | 94.2 | | 40 - 110 |
| Y Carrier | 80.0 | | 40 - 110 |

**Lab Sample ID: 440-263721-A-1-F MSD**
**Matrix: Water**
**Analysis Batch: 468146**

**Client Sample ID: Matrix Spike Duplicate**
**Prep Type: Total/NA**
**Prep Batch: 466705**

| Analyte | Sample Result | Sample Qual | Spike Added | MSD Result | MSD Qual | Total Uncert. (2σ+/-) | RL | MDC | Unit | %Rec | %Rec. Limits | RER | RER Limit |
|---|---|---|---|---|---|---|---|---|---|---|---|---|---|
| Radium-228 | 0.707 | | 8.92 | 9.342 | | 1.11 | 1.00 | 0.425 | pCi/L | 97 | 45 - 150 | 0.03 | 1 |

| Carrier | MSD %Yield | MSD Qualifier | Limits |
|---|---|---|---|
| Ba Carrier | 95.4 | | 40 - 110 |
| Y Carrier | 81.9 | | 40 - 110 |

**Lab Sample ID: MB 160-468668/4-A**
**Matrix: Water**
**Analysis Batch: 469016**

**Client Sample ID: Method Blank**
**Prep Type: Total/NA**
**Prep Batch: 468668**

| Analyte | MB Result | MB Qualifier | Count Uncert. (2σ+/-) | Total Uncert. (2σ+/-) | RL | MDC | Unit | Prepared | Analyzed | Dil Fac |
|---|---|---|---|---|---|---|---|---|---|---|
| Radium-228 | 3.244 | G | 1.04 | 1.09 | 1.00 | 1.39 | pCi/L | 04/23/20 07:29 | 04/27/20 16:29 | 1 |

| Carrier | MB %Yield | MB Qualifier | Limits | Prepared | Analyzed | Dil Fac |
|---|---|---|---|---|---|---|
| Ba Carrier | 94.8 | | 40 - 110 | 04/23/20 07:29 | 04/27/20 16:29 | 1 |
| Y Carrier | 66.2 | | 40 - 110 | 04/23/20 07:29 | 04/27/20 16:29 | 1 |

**Lab Sample ID: LCS 160-468668/1-A**
**Matrix: Water**
**Analysis Batch: 469016**

**Client Sample ID: Lab Control Sample**
**Prep Type: Total/NA**
**Prep Batch: 468668**

| Analyte | Spike Added | LCS Result | LCS Qual | Total Uncert. (2σ+/-) | RL | MDC | Unit | %Rec | %Rec. Limits |
|---|---|---|---|---|---|---|---|---|---|
| Radium-228 | 25.4 | 28.04 | | 3.35 | 1.00 | 1.35 | pCi/L | 110 | 75 - 125 |

## Method: 9320 - Radium-228 (GFPC) (Continued)

**Lab Sample ID: LCS 160-468668/1-A**
**Matrix: Water**
**Analysis Batch: 469016**

**Client Sample ID: Lab Control Sample**
**Prep Type: Total/NA**
**Prep Batch: 468668**

| Carrier | LCS %Yield | LCS Qualifier | Limits |
|---|---|---|---|
| Ba Carrier | 84.5 | | 40 - 110 |
| Y Carrier | 81.9 | | 40 - 110 |

**Lab Sample ID: LCSD 160-468668/2-A**
**Matrix: Water**
**Analysis Batch: 469016**

**Client Sample ID: Lab Control Sample Dup**
**Prep Type: Total/NA**
**Prep Batch: 468668**

| Analyte | | | Spike Added | LCSD Result | LCSD Qual | Total Uncert. (2σ+/-) | RL | MDC | Unit | %Rec | %Rec. Limits | RER | RER Limit |
|---|---|---|---|---|---|---|---|---|---|---|---|---|---|
| Radium-228 | | | 25.4 | 25.66 | | 3.12 | 1.00 | 1.27 | pCi/L | 101 | 75 - 125 | 0.37 | 1 |

| Carrier | LCSD %Yield | LCSD Qualifier | Limits |
|---|---|---|---|
| Ba Carrier | 94.2 | | 40 - 110 |
| Y Carrier | 71.0 | | 40 - 110 |

**TestAmerica Pensacola**
3355 McLemore Drive
Pensacola, FL 32514
Phone (850) 474-1001 Fax (850) 478-2671

# Chain of Custody Record

TestAmerica
THE LEADER IN ENVIRONMENTAL TESTING

| Client Information (Sub Contract Lab) | Sampler: Dallas Gentry | Lab PM: Whitmire, Cheyenne R | Carrier Tracking No(s): | COC No: 400-56525-24537.1 |
|---|---|---|---|---|
| Client Contact: Laura Midkif | Phone: | E-Mail: cheyenne.whitmire@testamericainc.com | State of Origin: Alabama | Page: Page 1 of 6 |
| Company: Alabama Power General Test Laboratory | | Accreditations Required (See note): | | Job #: |
| Address: 744 County Rd 87 GSC#8 | Due Date Requested: | Analysis Requested | | Preservation Codes: |
| City: Calera | TAT Requested (days): Routine | | | A - HCL, B - NaOH, C - Zn Acetate, D - Nitric Acid, E - NaHSO4, F - MeOH, G - Amchlor, H - Ascorbic Acid, I - Ice, J - DI Water, K - EDTA, L - EDA, M - Hexane, N - None, O - AsNaO2, P - Na2O4S, Q - Na2SO3, R - Na2S2O3, S - H2SO4, T - TSP Dodecahydrate, U - Acetone, V - MCAA, W - pH 4-5, Z - other (specify) |
| State, Zip: AL, 35040 | | | | |
| Phone: 205-664-6197 | PO #: | | | |
| Email: lbmidkif@southernco.com | WO #: | | | Other: |
| Project Name: CCR | Project #: 40007143 | | | |
| Site: Gorgas Ash Pond 1268 | SSOW#: | | | |

400-186042 COC

| Sample Identification - Client ID (Lab ID) | Sample Date | Sample Time | Sample Type (C=comp, G=grab) | Matrix (W=water, S=solid, O=waste/oil, BT=Tissue, A=Air) | Field Filtered Sample (Yes or No) | Perform MS/MSD (Yes or No) | SM 4500 F_C | SM 4500 Cl_E | SM 4500 SO4_E | 9315_Ra226, 9320_Ra228, Ra226Ra228_GFPC | Total Number of containers | Special Instructions/Note: |
|---|---|---|---|---|---|---|---|---|---|---|---|---|
| | | | Preservation Code: | | | | | | | | | |
| BA05425 | 3/16/20 | 13:41 | G | Water | | | | | | X | 1 | MW-17 |
| BA05426 | 3/16/20 | 14:57 | G | Water | | | | | | X | 1 | MW-28H |
| BA05427 | 3/16/20 | 16:15 | G | Water | | | | | | X | 1 | FB-1 (Field Blank) |
| BA05428 | 3/16/20 | 16:52 | G | Water | | | | | | X | 1 | MW-34HO |
| BA05429 | 3/17/20 | 09:04 | G | Water | | | | | | X | 1 | MW-35HO |
| BA05430 | 3/17/20 | 11:45 | G | Water | | | | | | X | 1 | MW-36H |
| BA05431 | 3/17/20 | 13:48 | G | Water | | | | | | X | 1 | MW-33HO |
| BA05432 | 3/18/20 | 09:35 | G | Water | | | | | | X | 1 | MW-30HA |
| BA05433 | 3/18/20 | 11:58 | G | Water | | | | | | X | 1 | MW-15V |
| BA05434 | 3/18/20 | 14:03 | G | Water | | | | | | X | 1 | MW-15 |
| BA05435 | 3/18/20 | 15:50 | G | Water | | | | | | X | 1 | MW-21 |

Note: Since laboratory accreditations are subject to change, TestAmerica Laboratories, Inc. places the ownership of method, analyte & accreditation compliance upon out subcontract laboratories. This sample shipment is forwarded under chain-of-custody. If the laboratory does not currently maintain accreditation in the State of Origin listed above for analysis/tests/matrix being analyzed, the samples must be shipped back to the TestAmerica laboratory or other instructions will be provided. Any changes to accreditation status should be brought to TestAmerica Laboratories, Inc. attention immediately. If all requested accreditations are current to date, return the signed Chain of Custody attesting to said complicance to TestAmerica Laboratories, Inc.

| Possible Hazard Identification | Sample Disposal ( A fee may be assessed if samples are retained longer than 1 month) |
|---|---|
| Unconfirmed | ☐ Return To Client ☐ Disposal By Lab ☐ Archive For _____ Months |
| Deliverable Requested: I, II, III, IV, Other (specify) | 43599 Special Instructions/QC Requirements: |

| Empty Kit Relinquished by: | Date: | Time: | Method of Shipment: | | | |
|---|---|---|---|---|---|---|
| Relinquished by: Laura Midkiff | Date/Time: 3/26/2020 14:00 | Water APC | Received by: | Date/Time: 3/30/20 1449 | Company: TA PEN | |
| Relinquished by: | Date/Time: | Company | Received by: | Date/Time: | Company | |
| Relinquished by: | Date/Time: | Company | Received by: 25.1°C, 26.0°C, 24.9°C TR9 | Date/Time: | Company | |
| Custody Seals Intact: | Custody Seal No.: | | Cooler Temperature(s) °C and Other Remarks: | | | |

Ver: 09/20/2016

**TestAmerica Pensacola**
3355 McLemore Drive
Pensacola, FL 32514
Phone (850) 474-1001 Fax (850) 478-2671

# Chain of Custody Record

TestAmerica
THE LEADER IN ENVIRONMENTAL TESTING

| Client Information (Sub Contract Lab) | Sampler: TJ Daugherty | Lab PM: Whitmire, Cheyenne R | Carrier Tracking No(s): | COC No: 400-56525-24537.1 |
|---|---|---|---|---|
| Client Contact: Laura Midkif | Phone: | E-Mail: cheyenne.whitmire@testamericainc.com | State of Origin: Alabama | Page: Page 2 of 6 |
| Company: Alabama Power General Test Laboratory | | Accreditations Required (See note): | | Job #: |
| Address: 744 County Rd 87 GSC#8 | Due Date Requested: | | | |
| City: Calera | TAT Requested (days): Routine | | | |
| State, Zip: AL, 35040 | PO #: | | | |
| Phone: 205-664-6197 | WO #: | | | |
| Email: lbmidkif@southernco.com | Project #: 40007143 | | | |
| Project Name: CCR | SSOW#: | | | |
| Site: Gorgas Ash Pond 1268 | | | | |

**Analysis Requested**

**Preservation Codes:**
A - HCL; B - NaOH; C - Zn Acetate; D - Nitric Acid; E - NaHSO4; F - MeOH; G - Amchlor; H - Ascorbic Acid; I - Ice; J - DI Water; K - EDTA; L - EDA; M - Hexane; N - None; O - AsNaO2; P - Na2O4S; Q - Na2SO3; R - Na2S2O3; S - H2SO4; T - TSP Dodecahydrate; U - Acetone; V - MCAA; W - pH 4-5; Z - other (specify); Other:

| Sample Identification - Client ID (Lab ID) | Sample Date | Sample Time | Sample Type (C=comp, G=grab) | Matrix (W=water, S=solid, O=waste/oil, BT=Tissue, A=Air) | Field Filtered Sample (Yes or No) | Perform MS/MSD (Yes or No) | SM 4500 F_C | SM 4500 CL_E | SM 4500 SO4_E | 9315_Ra226, 9320_Ra228, Ra226Ra228_GFPC | Total Number of containers | Special Instructions/Note: |
|---|---|---|---|---|---|---|---|---|---|---|---|---|
| Preservation Code: | | | | | | | | | | | | |
| BA05436 | 3/17/20 | 11:30 | G | Water | | | | | | X | 1 | MW-6S |
| BA05437 | 3/17/20 | 11:30 | G | Water | | | | | | X | 1 | MW-6S DUP (Samples Duplicate) |
| BA05438 | 3/17/20 | 12:40 | G | Water | | X | | | | X | 3 | MW-6D |
| BA05439 | 3/17/20 | 13:53 | G | Water | | | | | | X | 1 | MW-23H |
| BA05440 | 3/17/20 | 17:07 | G | Water | | | | | | X | 1 | MW-7 |
| BA05441 | 3/17/20 | 17:07 | G | Water | X | | | | | X | 1 | MW-7 DIS |
| BA05442 | 3/18/20 | 09:40 | G | Water | | | | | | X | 1 | MW-41HD |
| BA05443 | 3/18/20 | 10:35 | G | Water | | | | | | X | 1 | MW-24H |
| BA05444 | 3/18/20 | 11:43 | G | Water | | | | | | X | 1 | MW-8 |
| BA05445 | 3/18/20 | 14:20 | G | Water | | | | | | X | 1 | MW-12 |
| BA05446 | 3/18/20 | 16:32 | G | Water | | | | | | X | 1 | MW-18 |

Note: Since laboratory accreditations are subject to change, TestAmerica Laboratories, Inc. places the ownership of method, analyte & accreditation compliance upon out subcontract laboratories. This sample shipment is forwarded under chain-of-custody. If the laboratory does not currently maintain accreditation in the State of Origin listed above for analysis/tests/matrix being analyzed, the samples must be shipped back to the TestAmerica laboratory or other instructions will be provided. Any changes to accreditation status should be brought to TestAmerica Laboratories, Inc. attention immediately. If all requested accreditations are current to date, return the signed Chain of Custody attesting to said complicance to TestAmerica Laboratories, Inc.

***Possible Hazard Identification***
*Unconfirmed*

***Sample Disposal ( A fee may be assessed if samples are retained longer than 1 month)***
☐ *Return To Client* ☐ *Disposal By Lab* ☐ *Archive For* _____ *Months*

Deliverable Requested: I, II, III, IV, Other (specify)

43599 Special Instructions/QC Requirements:

Empty Kit Relinquished by: Date: Time: Method of Shipment:

| Relinquished by: Laura Midkiff | Date/Time: 3/26/2020 14:00 | Company: Water APC | Received by: | Date/Time: 3/30/20 1449 | Company: TA PEN |
|---|---|---|---|---|---|
| Relinquished by: | Date/Time: | Company | Received by: | Date/Time: | Company |
| Relinquished by: | Date/Time: | Company | Received by: | Date/Time: | Company |

Custody Seals Intact: Custody Seal No.: Cooler Temperature(s) °C and Other Remarks:

Ver: 09/20/2016

**TestAmerica Pensacola**
3355 McLemore Drive
Pensacola, FL 32514
Phone (850) 474-1001 Fax (850) 478-2671

# Chain of Custody Record

TestAmerica
THE LEADER IN ENVIRONMENTAL TESTING

| | | | | |
|---|---|---|---|---|
| **Client Information (Sub Contract Lab)** | Sampler: Anthony Goggins | Lab PM: Whitmire, Cheyenne R | Carrier Tracking No(s): | COC No: 400-56525-24537.1 |
| Client Contact: Laura Midkiff | Phone: | E-Mail: cheyenne.whitmire@testamericainc.com | State of Origin: Alabama | Page: Page 3 of 6 |
| Company: Alabama Power General Test Laboratory | | Accreditations Required (See note): | | Job #: |
| Address: 744 County Rd 87 GSC#8 | Due Date Requested: | | | |
| City: Calera | TAT Requested (days): Routine | | | |
| State, Zip: AL, 35040 | | | | |
| Phone: 205-664-6197 | PO #: | | | |
| Email: lbmidkif@southernco.com | WO #: | | | |
| Project Name: CCR | Project #: 40007143 | | | |
| Site: Gorgas Ash Pond 1268 | SSOW#: | | | |

**Analysis Requested**

**Preservation Codes:**

| | |
|---|---|
| A - HCL | M - Hexane |
| B - NaOH | N - None |
| C - Zn Acetate | O - AsNaO2 |
| D - Nitric Acid | P - Na2O4S |
| E - NaHSO4 | Q - Na2SO3 |
| F - MeOH | R - Na2S2O3 |
| G - Amchlor | S - H2SO4 |
| H - Ascorbic Acid | T - TSP Dodecahydrate |
| I - Ice | U - Acetone |
| J - DI Water | V - MCAA |
| K - EDTA | W - pH 4-5 |
| L - EDA | Z - other (specify) |

Other:

| Sample Identification - Client ID (Lab ID) | Sample Date | Sample Time | Sample Type (C=comp, G=grab) | Matrix (W=water, S=solid, O=waste/oil, BT=Tissue, A=Air) | Field Filtered Sample (Yes or No) | Perform MS/MSD (Yes or No) | SM 4500 F_C | SM 4500 CL_E | SM 4500 SO4_E | 9315_Ra226, 9320_Ra228, Ra226Ra228_GFPC | Total Number of containers | Special Instructions/Note: |
|---|---|---|---|---|---|---|---|---|---|---|---|---|
| | | | Preservation Code: | | | | | | | | | |
| BA05447 | 3/18/20 | 13:45 | G | Water | | | | | | X | 1 | FB-4 (Field Blank) |
| BA05448 | 3/18/20 | 14:35 | G | Water | | | | | | X | 1 | MW-31H |

Note: Since laboratory accreditations are subject to change, TestAmerica Laboratories, Inc. places the ownership of method, analyte & accreditation compliance upon out subcontract laboratories. This sample shipment is forwarded under chain-of-custody. If the laboratory does not currently maintain accreditation in the State of Origin listed above for analysis/tests/matrix being analyzed, the samples must be shipped back to the TestAmerica laboratory or other instructions will be provided. Any changes to accreditation status should be brought to TestAmerica Laboratories, Inc. attention immediately. If all requested accreditations are current to date, return the signed Chain of Custody attesting to said compliance to TestAmerica Laboratories, Inc.

| | |
|---|---|
| ***Possible Hazard Identification*** *Unconfirmed* | ***Sample Disposal ( A fee may be assessed if samples are retained longer than 1 month)*** ☐ *Return To Client* ☐ *Disposal By Lab* ☐ *Archive For* _____ *Months* |
| Deliverable Requested: I, II, III, IV, Other (specify) | 43599 Special Instructions/QC Requirements: |

| | | | | | | |
|---|---|---|---|---|---|---|
| Empty Kit Relinquished by: | | Date: | Time: | | Method of Shipment: | |
| Relinquished by: Laura Midkiff | Date/Time: 3/26/2020 14:00 | Water APC | Received by: | Date/Time: 3/30/20 1449 | Company: TA PEN | |
| Relinquished by: | Date/Time: | Company | Received by: | Date/Time: | Company | |
| Relinquished by: | Date/Time: | Company | Received by: | Date/Time: | Company | |
| Custody Seals Intact: | Custody Seal No.: | | Cooler Temperature(s) °C and Other Remarks: | | | |

Ver: 09/20/2016

**TestAmerica Pensacola**
3355 McLemore Drive
Pensacola, FL 32514
Phone (850) 474-1001 Fax (850) 478-2671

# Chain of Custody Record

TestAmerica
THE LEADER IN ENVIRONMENTAL TESTING

| Client Information (Sub Contract Lab) | Sampler: TJ Daugherty | Lab PM: Whitmire, Cheyenne R | Carrier Tracking No(s): | COC No: 400-56525-24537.1 |
|---|---|---|---|---|
| Client Contact: Laura Midkif | Phone: | E-Mail: cheyenne.whitmire@testamericainc.com | State of Origin: Alabama | Page: Page 4 of 6 |
| Company: Alabama Power General Test Laboratory | | Accreditations Required (See note): | | Job #: |
| Address: 744 County Rd 87 GSC#8 | Due Date Requested: | | | |
| City: Calera | TAT Requested (days): Routine | | | |
| State, Zip: AL, 35040 | | | | |
| Phone: 205-664-6197 | PO #: | | | |
| Email: lbmidkif@southernco.com | WO #: | | | |
| Project Name: CCR | Project #: 40007143 | | | |
| Site: Gorgas Ash Pond 1268 | SSOW#: | | | |

**Analysis Requested**

**Preservation Codes:**

| | |
|---|---|
| A - HCL | M - Hexane |
| B - NaOH | N - None |
| C - Zn Acetate | O - AsNaO2 |
| D - Nitric Acid | P - Na2O4S |
| E - NaHSO4 | Q - Na2SO3 |
| F - MeOH | R - Na2S2O3 |
| G - Amchlor | S - H2SO4 |
| H - Ascorbic Acid | T - TSP Dodecahydrate |
| I - Ice | U - Acetone |
| J - DI Water | V - MCAA |
| K - EDTA | W - pH 4-5 |
| L - EDA | Z - other (specify) |

Other:

| Sample Identification - Client ID (Lab ID) | Sample Date | Sample Time | Sample Type (C=comp, G=grab) | Matrix (Wwater, Ssolid, Owasteoil, BT=Tissue, A=Air) | Field Filtered Sample (Yes or No) | Perform MS/MSD (Yes or No) | SM 4500 F_C | SM 4500 Cl_E | SM 4500 SO4_E | 9315_Ra226, 9320_Ra228, Ra226Ra228_GFPC | Total Number of containers | Special Instructions/Note: |
|---|---|---|---|---|---|---|---|---|---|---|---|---|
| | | | Preservation Code: | | | | | | | | | |
| BA05872 | 3/23/20 | 16:05 | G | Water | | | | | | X | 1 | MW-9V |
| BA05873 | 3/24/20 | 08:50 | G | Water | | | | | | X | 1 | MW-42H |
| BA05874 | 3/24/20 | 08:50 | G | Water | | | | | | X | 1 | MW-42H DUP (Sample Duplicate) |
| BA05875 | 3/24/20 | 10:55 | G | Water | | | | | | X | 1 | MW-38H |
| BA05876 | 3/24/20 | 14:25 | G | Water | | | | | | X | 1 | MW-19 |
| BA05877 | 3/24/20 | 14:50 | G | Water | | | | | | X | 1 | EB-1 (Equipment Blank) |
| BA05878 | 3/25/20 | 10:08 | G | Water | | | | | | X | 1 | MW-29H |
| BA05879 | 3/25/20 | 12:38 | G | Water | | | | | | X | 1 | MW-17V |
| BA05880 | 3/25/20 | 13:20 | G | Water | | | | | | X | 1 | FB-2 (Field Blank) |

Note: Since laboratory accreditations are subject to change, TestAmerica Laboratories, Inc. places the ownership of method, analyte & accreditation compliance upon out subcontract laboratories. This sample shipment is forwarded under chain-of-custody. If the laboratory does not currently maintain accreditation in the State of Origin listed above for analysis/tests/matrix being analyzed, the samples must be shipped back to the TestAmerica laboratory or other instructions will be provided. Any changes to accreditation status should be brought to TestAmerica Laboratories, Inc. attention immediately. If all requested accreditations are current to date, return the signed Chain of Custody attesting to said complicance to TestAmerica Laboratories, Inc.

| *Possible Hazard Identification* Unconfirmed | *Sample Disposal ( A fee may be assessed if samples are retained longer than 1 month)* ☐ *Return To Client* ☐ *Disposal By Lab* ☐ *Archive For* _____ *Months* |
|---|---|
| Deliverable Requested: I, II, III, IV, Other (specify) 43599 | Special Instructions/QC Requirements: |

| Empty Kit Relinquished by: | Date: | Time: | Method of Shipment: | | |
|---|---|---|---|---|---|
| Relinquished by: Laura Midkiff | Date/Time: 3/26/2020 14:00 | Water APC | Received by: | Date/Time: 3/30/20 1499 | Company: TAPEN |
| Relinquished by: | Date/Time: | Company | Received by: | Date/Time: | Company |
| Relinquished by: | Date/Time: | Company | Received by: | Date/Time: | Company |

| Custody Seals Intact: | Custody Seal No.: | Cooler Temperature(s) °C and Other Remarks: |
|---|---|---|

Ver: 09/20/2016

**TestAmerica Pensacola**
3355 McLemore Drive
Pensacola, FL 32514
Phone (850) 474-1001 Fax (850) 478-2671

# Chain of Custody Record

TestAmerica
THE LEADER IN ENVIRONMENTAL TESTING

| Client Information (Sub Contract Lab) | Sampler: Dallas Gentry | Lab PM: Whitmire, Cheyenne R | Carrier Tracking No(s): | COC No: 400-56525-24537.1 |
|---|---|---|---|---|
| Client Contact: Laura Midkif | Phone: | E-Mail: cheyenne.whitmire@testamericainc.com | State of Origin: Alabama | Page: Page 5 of 6 |
| Company: Alabama Power General Test Laboratory | | Accreditations Required (See note): | | Job #: |
| Address: 744 County Rd 87 GSC#8 | Due Date Requested: | | | |
| City: Calera | TAT Requested (days): Routine | | | |
| State, Zip: AL, 35040 | | | | |
| Phone: 205-664-6197 | PO #: | | | |
| Email: lbmidkif@southernco.com | WO #: | | | |
| Project Name: CCR | Project #: 40007143 | | | |
| Site: Gorgas Ash Pond 1268 | SSOW#: | | | |

**Analysis Requested**

**Preservation Codes:**

| | |
|---|---|
| A - HCL | M - Hexane |
| B - NaOH | N - None |
| C - Zn Acetate | O - AsNaO2 |
| D - Nitric Acid | P - Na2O4S |
| E - NaHSO4 | Q - Na2SO3 |
| F - MeOH | R - Na2S2O3 |
| G - Amchlor | S - H2SO4 |
| H - Ascorbic Acid | T - TSP Dodecahydrate |
| I - Ice | U - Acetone |
| J - DI Water | V - MCAA |
| K - EDTA | W - pH 4-5 |
| L - EDA | Z - other (specify) |

Other:

| Sample Identification - Client ID (Lab ID) | Sample Date | Sample Time | Sample Type (C=comp, G=grab) | Matrix (Wwater, Ssolid, Owaste/oil, BT=Tissue, A=Air) | Field Filtered Sample (Yes or No) | Perform MS/MSD (Yes or No) | SM 4500 F_C | SM 4500 Cl_E | SM 4500 SO4_E | 9315_Ra226, 9320_Ra228, Ra226Ra228_GFPC | Total Number of containers | Special Instructions/Note: |
|---|---|---|---|---|---|---|---|---|---|---|---|---|
| | | | Preservation Code: | | | | | | | | | |
| BA05881 | 3/23/20 | 17:14 | G | Water | | | | | | X | 1 | MW-21V |
| BA05882 | 3/24/20 | 11:32 | G | Water | | | | | | X | 1 | MW-12V |
| BA05883 | 3/24/20 | 11:32 | G | Water | X | | | | | X | 1 | MW-12V DIS |
| BA05884 | 3/24/20 | 13:10 | G | Water | | X | | | | X | 3 | MW-25HA |
| BA05885 | 3/25/20 | 08:32 | G | Water | | | | | | X | 1 | MW-2 |
| BA05886 | 3/25/20 | 10:00 | G | Water | | | | | | X | 1 | MW-43HO |
| BA05887 | 3/25/20 | 11:53 | G | Water | | | | | | X | 1 | PZ-18 |
| BA05888 | 3/25/20 | 11:53 | G | Water | | | | | | X | 1 | PZ-18 DUP (Sample Duplicate) |
| BA05889 | 3/25/20 | 13:00 | G | Water | | | | | | X | 1 | MW-18V |

Note: Since laboratory accreditations are subject to change, TestAmerica Laboratories, Inc. places the ownership of method, analyte & accreditation compliance upon out subcontract laboratories. This sample shipment is forwarded under chain-of-custody. If the laboratory does not currently maintain accreditation in the State of Origin listed above for analysis/tests/matrix being analyzed, the samples must be shipped back to the TestAmerica laboratory or other instructions will be provided. Any changes to accreditation status should be brought to TestAmerica Laboratories, Inc. attention immediately. If all requested accreditations are current to date, return the signed Chain of Custody attesting to said complicance to TestAmerica Laboratories, Inc.

| Possible Hazard Identification | Sample Disposal ( A fee may be assessed if samples are retained longer than 1 month) |
|---|---|
| Unconfirmed | ☐ Return To Client ☐ Disposal By Lab ☐ Archive For _____ Months |
| Deliverable Requested: I, II, III, IV, Other (specify) | 43599 Special Instructions/QC Requirements: |

| Empty Kit Relinquished by: | Date: | Time: | Method of Shipment: | | |
|---|---|---|---|---|---|
| Relinquished by: Laura Midkiff | Date/Time: 3/26/2020 14:00 | Water APC | Received by: | Date/Time: 3/30/20 1447 | Company: TAPEN |
| Relinquished by: | Date/Time: | Company | Received by: | Date/Time: | Company |
| Relinquished by: | Date/Time: | Company | Received by: | Date/Time: | Company |
| Custody Seals Intact: | Custody Seal No.: | | Cooler Temperature(s) °C and Other Remarks: | | |

Ver: 09/20/2016

**TestAmerica Pensacola**
3355 McLemore Drive
Pensacola, FL 32514
Phone (850) 474-1001 Fax (850) 478-2671

# Chain of Custody Record

TestAmerica
THE LEADER IN ENVIRONMENTAL TESTING

| Client Information (Sub Contract Lab) | Sampler: Anthony Goggins | Lab PM: Whitmire, Cheyenne R | Carrier Tracking No(s): | COC No: 400-56525-24537.1 |
|---|---|---|---|---|
| Client Contact: Laura Midkif | Phone: | E-Mail: cheyenne.whitmire@testamericainc.com | State of Origin: Alabama | Page: Page 6 of 6 |
| Company: Alabama Power General Test Laboratory | | Accreditations Required (See note): | | Job #: |
| Address: 744 County Rd 87 GSC#8 | Due Date Requested: | | | |
| City: Calera | TAT Requested (days): Routine | | | |
| State, Zip: AL, 35040 | | | | |
| Phone: 205-664-6197 | PO #: | | | |
| Email: lbmidkif@southernco.com | WO #: | | | |
| Project Name: CCR | Project #: 40007143 | | | |
| Site: Gorgas Ash Pond 1268 | SSOW#: | | | |

**Preservation Codes:**
A - HCL, B - NaOH, C - Zn Acetate, D - Nitric Acid, E - NaHSO4, F - MeOH, G - Amchlor, H - Ascorbic Acid, I - Ice, J - DI Water, K - EDTA, L - EDA, M - Hexane, N - None, O - AsNaO2, P - Na2O4S, Q - Na2SO3, R - Na2S2O3, S - H2SO4, T - TSP Dodecahydrate, U - Acetone, V - MCAA, W - pH 4-5, Z - other (specify)
Other:

| Sample Identification - Client ID (Lab ID) | Sample Date | Sample Time | Sample Type (C=comp, G=grab) | Matrix (W=water, S=solid, O=waste/oil, BT=Tissue, A=Air) | Field Filtered Sample (Yes or No) | Perform MS/MSD (Yes or No) | SM 4500 F_C | SM 4500 Cl_E | SM 4500 SO4_E | 9315_Ra226, 9320_Ra228, Ra226Ra228_GFPC | Total Number of containers | Special Instructions/Note: |
|---|---|---|---|---|---|---|---|---|---|---|---|---|
| | | | Preservation Code: | | | | | | | | | |
| BA05890 | 3/24/20 | 10:20 | G | Water | | | | | | X | 1 | MW-32H |
| BA05891 | 3/24/20 | 11:25 | G | Water | | | | | | X | 1 | FB-3 (Field Blank) |
| BA05892 | 3/24/20 | 11:40 | G | Water | | | | | | X | 1 | PZ-22 |
| BA05893 | 3/24/20 | 11:40 | G | Water | | | | | | X | 1 | PZ-22 DUP (Sample Duplicate) |
| BA05894 | 3/24/20 | 12:48 | G | Water | | X | | | | X | 3 | PZ-16 |
| BA05895 | 3/24/20 | 13:45 | G | Water | | | | | | X | 1 | MW-16D |
| BA05896 | 3/25/20 | 11:42 | G | Water | | | | | | X | 1 | MW-26H |
| BA05897 | 3/25/20 | 11:42 | G | Water | X | | | | | X | 1 | MW-26H DIS |

Note: Since laboratory accreditations are subject to change, TestAmerica Laboratories, Inc. places the ownership of method, analyte & accreditation compliance upon out subcontract laboratories. This sample shipment is forwarded under chain-of-custody. If the laboratory does not currently maintain accreditation in the State of Origin listed above for analysis/tests/matrix being analyzed, the samples must be shipped back to the TestAmerica laboratory or other instructions will be provided. Any changes to accreditation status should be brought to TestAmerica Laboratories, Inc. attention immediately. If all requested accreditations are current to date, return the signed Chain of Custody attesting to said complicance to TestAmerica Laboratories, Inc.

| Possible Hazard Identification: Unconfirmed | Sample Disposal ( A fee may be assessed if samples are retained longer than 1 month): ☐ Return To Client ☐ Disposal By Lab ☐ Archive For _____ Months |
|---|---|
| Deliverable Requested: I, II, III, IV, Other (specify) | 43599 Special Instructions/QC Requirements: |

| Empty Kit Relinquished by: | Date: | Time: | Method of Shipment: | | |
|---|---|---|---|---|---|
| Relinquished by: Laura Midkiff | Date/Time: 3/26/2020 14:00 | Company: Water APC | Received by: | Date/Time: 3/30/20 1449 | Company: TARG |
| Relinquished by: | Date/Time: | Company | Received by: | Date/Time: | Company |
| Relinquished by: | Date/Time: | Company | Received by: | Date/Time: | Company |
| Custody Seals Intact: | Custody Seal No.: | | Cooler Temperature(s) °C and Other Remarks: | | |

Ver: 09/20/2016

# Login Sample Receipt Checklist

Client: Alabama Power General Test Laboratory

Job Number: 400-186042-1
SDG Number: Gorgas Ash Pond 1268

**Login Number: 186042**
**List Number: 1**
**Creator: Perez, Trina M**

**List Source: Eurofins TestAmerica, Pensacola**

| Question | Answer | Comment |
|---|---|---|
| Radioactivity wasn't checked or is </= background as measured by a survey meter. | N/A | |
| The cooler's custody seal, if present, is intact. | True | |
| Sample custody seals, if present, are intact. | N/A | |
| The cooler or samples do not appear to have been compromised or tampered with. | True | |
| Samples were received on ice. | N/A | |
| Cooler Temperature is acceptable. | True | |
| Cooler Temperature is recorded. | True | 25.1°C, 26.0°C, 24.9°C IR-9 |
| COC is present. | True | |
| COC is filled out in ink and legible. | True | |
| COC is filled out with all pertinent information. | True | |
| Is the Field Sampler's name present on COC? | True | |
| There are no discrepancies between the containers received and the COC. | True | |
| Samples are received within Holding Time (excluding tests with immediate HTs) | True | |
| Sample containers have legible labels. | True | |
| Containers are not broken or leaking. | True | |
| Sample collection date/times are provided. | True | |
| Appropriate sample containers are used. | True | |
| Sample bottles are completely filled. | True | |
| Sample Preservation Verified. | True | |
| There is sufficient vol. for all requested analyses, incl. any requested MS/MSDs | True | |
| Containers requiring zero headspace have no headspace or bubble is <6mm (1/4"). | N/A | |
| Multiphasic samples are not present. | True | |
| Samples do not require splitting or compositing. | True | |
| Residual Chlorine Checked. | N/A | |

# Accreditation/Certification Summary

Client: Alabama Power General Test Laboratory
Project/Site: CCR Plant Gorgas

Job ID: 400-186042-1
SDG: Gorgas Ash Pond 1268

## Laboratory: Eurofins TestAmerica, Pensacola

All accreditations/certifications held by this laboratory are listed. Not all accreditations/certifications are applicable to this report.

| Authority | Program | Identification Number | Expiration Date |
|---|---|---|---|
| Alabama | State | 40150 | 07-01-20 |
| ANAB | ISO/IEC 17025 | L2471 | 02-23-23 |
| Arizona | State | AZ0710 | 01-13-21 |
| Arkansas DEQ | State | 88-0689 | 09-01-20 |
| California | State | 2510 | 07-01-20 |
| Florida | NELAP | E81010 | 06-30-20 |
| Georgia | State | E81010(FL) | 06-30-20 |
| Illinois | NELAP | 004586 | 10-09-20 |
| Iowa | State | 367 | 08-01-20 |
| Kansas | NELAP | E-10253 | 08-16-20 |
| Kentucky (UST) | State | 53 | 06-30-20 |
| Kentucky (WW) | State | KY98030 | 12-31-20 |
| Louisiana | NELAP | 30976 | 06-30-20 |
| Louisiana (DW) | State | LA017 | 12-31-20 |
| Maryland | State | 233 | 09-30-20 |
| Massachusetts | State | M-FL094 | 06-30-20 |
| Michigan | State | 9912 | 05-06-20 |
| Minnesota | NELAP | 012-999-481 | 12-31-20 |
| New Jersey | NELAP | FL006 | 06-30-20 |
| New York | NELAP | 12115 | 04-01-21 |
| North Carolina (WW/SW) | State | 314 | 12-31-20 |
| Oklahoma | State | 9810-186 | 08-31-20 |
| Pennsylvania | NELAP | 68-00467 | 01-31-21 |
| Rhode Island | State | LAO00307 | 12-30-20 |
| South Carolina | State | 96026002 | 06-30-20 |
| Tennessee | State | TN02907 | 06-30-20 |
| Texas | NELAP | T104704286 | 09-30-20 |
| US Fish & Wildlife | US Federal Programs | 058448 | 07-31-20 |
| USDA | US Federal Programs | P330-18-00148 | 05-17-21 |
| Virginia | NELAP | 460166 | 06-14-20 |
| Washington | State | C915 | 05-15-20 |
| West Virginia DEP | State | 136 | 06-30-20 |

# Accreditation/Certification Summary

Client: Alabama Power General Test Laboratory
Project/Site: CCR Plant Gorgas

Job ID: 400-186042-1
SDG: Gorgas Ash Pond 1268

## Laboratory: Eurofins TestAmerica, St. Louis

All accreditations/certifications held by this laboratory are listed. Not all accreditations/certifications are applicable to this report.

| Authority | Program | Identification Number | Expiration Date |
|---|---|---|---|
| ANAB | Dept. of Defense ELAP | L2305 | 04-06-22 |
| ANAB | Dept. of Energy | L2305.01 | 04-06-22 |
| ANAB | ISO/IEC 17025 | L2305 | 04-06-22 |
| Arizona | State | AZ0813 | 12-08-20 |
| California | Los Angeles County Sanitation Districts | 10259 | 06-30-20 |
| California | State | 2886 | 06-30-20 |
| Connecticut | State | PH-0241 | 03-31-21 |
| Florida | NELAP | E87689 | 06-30-20 |
| HI - RadChem Recognition | State | n/a | 06-30-20 |
| Illinois | NELAP | 004553 | 11-30-20 |
| Iowa | State | 373 | 09-17-20 |
| Kansas | NELAP | E-10236 | 10-31-20 |
| Kentucky (DW) | State | KY90125 | 12-31-20 |
| Louisiana | NELAP | 04080 | 06-30-20 |
| Louisiana (DW) | State | LA011 | 12-31-20 |
| Maryland | State | 310 | 09-30-20 |
| MI - RadChem Recognition | State | 9005 | 06-30-20 |
| Missouri | State | 780 | 06-30-22 |
| Nevada | State | MO000542020-1 | 07-31-20 |
| New Jersey | NELAP | MO002 | 06-30-20 |
| New York | NELAP | 11616 | 04-01-21 |
| North Dakota | State | R-207 | 06-30-20 |
| NRC | NRC | 24-24817-01 | 12-31-22 |
| Oklahoma | State | 9997 | 08-31-20 |
| Pennsylvania | NELAP | 68-00540 | 02-28-21 |
| South Carolina | State | 85002001 | 06-30-20 |
| Texas | NELAP | T104704193-19-13 | 07-31-20 |
| US Fish & Wildlife | US Federal Programs | 058448 | 07-31-20 |
| USDA | US Federal Programs | P330-17-00028 | 03-11-23 |
| Utah | NELAP | MO000542019-11 | 07-31-20 |
| Virginia | NELAP | 10310 | 06-14-20 |
| Washington | State | C592 | 08-30-20 |
| West Virginia DEP | State | 381 | 10-31-20 |

# Alabama Power Company
# Plant Gorgas Ash Pond

| WELL ID | READING TIME | DESCRIPTION | VALUE | UNIT |
|---|---|---|---|---|
| GS-AP-MW-15 | 3/18/2020 12:50 | Conductivity | 1362.02 | uS/cm |
| GS-AP-MW-15 | 3/18/2020 12:50 | DO | 0.66 | mg/L |
| GS-AP-MW-15 | 3/18/2020 12:50 | Depth to Water Detail | 83.03 | ft |
| GS-AP-MW-15 | 3/18/2020 12:50 | Oxidation Reduction Potention | -147.94 | mv |
| GS-AP-MW-15 | 3/18/2020 12:50 | pH | 11.14 | pH |
| GS-AP-MW-15 | 3/18/2020 12:50 | Temperature | 19.45 | C |
| GS-AP-MW-15 | 3/18/2020 12:50 | Turbidity | 3.47 | NTU |
| GS-AP-MW-15 | 3/18/2020 12:55 | Conductivity | 1636.07 | uS/cm |
| GS-AP-MW-15 | 3/18/2020 12:55 | DO | 0.49 | mg/L |
| GS-AP-MW-15 | 3/18/2020 12:55 | Depth to Water Detail | 83.47 | ft |
| GS-AP-MW-15 | 3/18/2020 12:55 | Oxidation Reduction Potention | -183.36 | mv |
| GS-AP-MW-15 | 3/18/2020 12:55 | pH | 11.25 | pH |
| GS-AP-MW-15 | 3/18/2020 12:55 | Temperature | 19.01 | C |
| GS-AP-MW-15 | 3/18/2020 12:55 | Turbidity | 3.22 | NTU |
| GS-AP-MW-15 | 3/18/2020 13:00 | Conductivity | 1663.51 | uS/cm |
| GS-AP-MW-15 | 3/18/2020 13:00 | DO | 0.44 | mg/L |
| GS-AP-MW-15 | 3/18/2020 13:00 | Depth to Water Detail | 83.91 | ft |
| GS-AP-MW-15 | 3/18/2020 13:00 | Oxidation Reduction Potention | -201.07 | mv |
| GS-AP-MW-15 | 3/18/2020 13:00 | pH | 11.28 | pH |
| GS-AP-MW-15 | 3/18/2020 13:00 | Temperature | 19.11 | C |
| GS-AP-MW-15 | 3/18/2020 13:00 | Turbidity | 2.68 | NTU |
| GS-AP-MW-15 | 3/18/2020 13:05 | Conductivity | 1645.01 | uS/cm |
| GS-AP-MW-15 | 3/18/2020 13:05 | DO | 0.42 | mg/L |
| GS-AP-MW-15 | 3/18/2020 13:05 | Depth to Water Detail | 84.81 | ft |
| GS-AP-MW-15 | 3/18/2020 13:05 | Oxidation Reduction Potention | -208.79 | mv |
| GS-AP-MW-15 | 3/18/2020 13:05 | pH | 11.31 | pH |
| GS-AP-MW-15 | 3/18/2020 13:05 | Temperature | 18.78 | C |
| GS-AP-MW-15 | 3/18/2020 13:05 | Turbidity | 1.42 | NTU |
| GS-AP-MW-15 | 3/18/2020 13:10 | Conductivity | 1636.02 | uS/cm |
| GS-AP-MW-15 | 3/18/2020 13:10 | DO | 0.42 | mg/L |
| GS-AP-MW-15 | 3/18/2020 13:10 | Depth to Water Detail | 85.35 | ft |
| GS-AP-MW-15 | 3/18/2020 13:10 | Oxidation Reduction Potention | -213.58 | mv |
| GS-AP-MW-15 | 3/18/2020 13:10 | pH | 11.31 | pH |
| GS-AP-MW-15 | 3/18/2020 13:10 | Temperature | 19.11 | C |
| GS-AP-MW-15 | 3/18/2020 13:10 | Turbidity | 1.23 | NTU |
| GS-AP-MW-15 | 3/18/2020 13:15 | Conductivity | 1618.69 | uS/cm |
| GS-AP-MW-15 | 3/18/2020 13:15 | DO | 0.4 | mg/L |
| GS-AP-MW-15 | 3/18/2020 13:15 | Depth to Water Detail | 85.94 | ft |
| GS-AP-MW-15 | 3/18/2020 13:15 | Oxidation Reduction Potention | -217.62 | mv |
| GS-AP-MW-15 | 3/18/2020 13:15 | pH | 11.35 | pH |
| GS-AP-MW-15 | 3/18/2020 13:15 | Temperature | 18.93 | C |
| GS-AP-MW-15 | 3/18/2020 13:15 | Turbidity | 1.07 | NTU |
| GS-AP-MW-15 | 3/18/2020 13:20 | Conductivity | 1610.8 | uS/cm |
| GS-AP-MW-15 | 3/18/2020 13:20 | DO | 0.39 | mg/L |
| GS-AP-MW-15 | 3/18/2020 13:20 | Depth to Water Detail | 86.41 | ft |
| GS-AP-MW-15 | 3/18/2020 13:20 | Oxidation Reduction Potention | -220.64 | mv |

# Alabama Power Company
# Plant Gorgas Ash Pond

| WELL ID | READING TIME | DESCRIPTION | VALUE | UNIT |
|---|---|---|---|---|
| GS-AP-MW-15 | 3/18/2020 13:20 | pH | 11.37 | pH |
| GS-AP-MW-15 | 3/18/2020 13:20 | Temperature | 18.81 | C |
| GS-AP-MW-15 | 3/18/2020 13:20 | Turbidity | 1.11 | NTU |
| GS-AP-MW-15 | 3/18/2020 13:25 | Conductivity | 1591.31 | uS/cm |
| GS-AP-MW-15 | 3/18/2020 13:25 | DO | 0.37 | mg/L |
| GS-AP-MW-15 | 3/18/2020 13:25 | Depth to Water Detail | 87.14 | ft |
| GS-AP-MW-15 | 3/18/2020 13:25 | Oxidation Reduction Potention | -222.74 | mv |
| GS-AP-MW-15 | 3/18/2020 13:25 | pH | 11.39 | pH |
| GS-AP-MW-15 | 3/18/2020 13:25 | Temperature | 18.91 | C |
| GS-AP-MW-15 | 3/18/2020 13:25 | Turbidity | 1.14 | NTU |
| GS-AP-MW-15 | 3/18/2020 13:30 | Conductivity | 1577.15 | uS/cm |
| GS-AP-MW-15 | 3/18/2020 13:30 | DO | 0.35 | mg/L |
| GS-AP-MW-15 | 3/18/2020 13:30 | Depth to Water Detail | 88.1 | ft |
| GS-AP-MW-15 | 3/18/2020 13:30 | Oxidation Reduction Potention | -226.58 | mv |
| GS-AP-MW-15 | 3/18/2020 13:30 | pH | 11.41 | pH |
| GS-AP-MW-15 | 3/18/2020 13:30 | Temperature | 18.78 | C |
| GS-AP-MW-15 | 3/18/2020 13:30 | Turbidity | 2.24 | NTU |
| GS-AP-MW-15 | 3/18/2020 13:35 | Conductivity | 1538.62 | uS/cm |
| GS-AP-MW-15 | 3/18/2020 13:35 | DO | 0.23 | mg/L |
| GS-AP-MW-15 | 3/18/2020 13:35 | Depth to Water Detail | 89.31 | ft |
| GS-AP-MW-15 | 3/18/2020 13:35 | Oxidation Reduction Potention | -235.41 | mv |
| GS-AP-MW-15 | 3/18/2020 13:35 | pH | 11.43 | pH |
| GS-AP-MW-15 | 3/18/2020 13:35 | Temperature | 18.1 | C |
| GS-AP-MW-15 | 3/18/2020 13:35 | Turbidity | 1.67 | NTU |
| GS-AP-MW-15 | 3/18/2020 13:40 | Conductivity | 1515.26 | uS/cm |
| GS-AP-MW-15 | 3/18/2020 13:40 | DO | 0.22 | mg/L |
| GS-AP-MW-15 | 3/18/2020 13:40 | Depth to Water Detail | 90.34 | ft |
| GS-AP-MW-15 | 3/18/2020 13:40 | Oxidation Reduction Potention | -239.51 | mv |
| GS-AP-MW-15 | 3/18/2020 13:40 | pH | 11.38 | pH |
| GS-AP-MW-15 | 3/18/2020 13:40 | Temperature | 19.2 | C |
| GS-AP-MW-15 | 3/18/2020 13:40 | Turbidity | 1.44 | NTU |
| GS-AP-MW-15 | 3/18/2020 13:45 | Conductivity | 1499.36 | uS/cm |
| GS-AP-MW-15 | 3/18/2020 13:45 | DO | 0.28 | mg/L |
| GS-AP-MW-15 | 3/18/2020 13:45 | Depth to Water Detail | 90.46 | ft |
| GS-AP-MW-15 | 3/18/2020 13:45 | Oxidation Reduction Potention | -236.83 | mv |
| GS-AP-MW-15 | 3/18/2020 13:45 | pH | 11.44 | pH |
| GS-AP-MW-15 | 3/18/2020 13:45 | Temperature | 19.04 | C |
| GS-AP-MW-15 | 3/18/2020 13:45 | Turbidity | 3.21 | NTU |
| GS-AP-MW-15 | 3/18/2020 13:50 | Conductivity | 1495.34 | uS/cm |
| GS-AP-MW-15 | 3/18/2020 13:50 | DO | 0.31 | mg/L |
| GS-AP-MW-15 | 3/18/2020 13:50 | Depth to Water Detail | 90.61 | ft |
| GS-AP-MW-15 | 3/18/2020 13:50 | Oxidation Reduction Potention | -238.45 | mv |
| GS-AP-MW-15 | 3/18/2020 13:50 | pH | 11.46 | pH |
| GS-AP-MW-15 | 3/18/2020 13:50 | Temperature | 18.93 | C |
| GS-AP-MW-15 | 3/18/2020 13:50 | Turbidity | 3.17 | NTU |
| GS-AP-MW-15 | 3/18/2020 13:55 | Conductivity | 1501.99 | uS/cm |

# Alabama Power Company
# Plant Gorgas Ash Pond

| WELL ID | READING TIME | DESCRIPTION | VALUE | UNIT |
|---|---|---|---|---|
| GS-AP-MW-15 | 3/18/2020 13:55 | DO | 0.31 | mg/L |
| GS-AP-MW-15 | 3/18/2020 13:55 | Depth to Water Detail | 90.78 | ft |
| GS-AP-MW-15 | 3/18/2020 13:55 | Oxidation Reduction Potention | -240.64 | mv |
| GS-AP-MW-15 | 3/18/2020 13:55 | pH | 11.47 | pH |
| GS-AP-MW-15 | 3/18/2020 13:55 | Temperature | 19.01 | C |
| GS-AP-MW-15 | 3/18/2020 13:55 | Turbidity | 3.84 | NTU |
| GS-AP-MW-15 | 3/18/2020 14:00 | Conductivity | 1444.85 | uS/cm |
| GS-AP-MW-15 | 3/18/2020 14:00 | DO | 0.31 | mg/L |
| GS-AP-MW-15 | 3/18/2020 14:00 | Depth to Water Detail | 90.89 | ft |
| GS-AP-MW-15 | 3/18/2020 14:00 | Oxidation Reduction Potention | -241.79 | mv |
| GS-AP-MW-15 | 3/18/2020 14:00 | pH | 11.47 | pH |
| GS-AP-MW-15 | 3/18/2020 14:00 | Temperature | 18.92 | C |
| GS-AP-MW-15 | 3/18/2020 14:00 | Turbidity | 2.71 | NTU |

# Alabama Power Company
# Plant Gorgas Ash Pond

| WELL ID | READING TIME | DESCRIPTION | VALUE | UNIT |
|---|---|---|---|---|
| GS-AP-MW-15V | 3/18/2020 11:20 | Conductivity | 1207.24 | uS/cm |
| GS-AP-MW-15V | 3/18/2020 11:20 | DO | 0.98 | mg/L |
| GS-AP-MW-15V | 3/18/2020 11:20 | Depth to Water Detail | 144.03 | ft |
| GS-AP-MW-15V | 3/18/2020 11:20 | Oxidation Reduction Potention | -99.94 | mv |
| GS-AP-MW-15V | 3/18/2020 11:20 | pH | 9.37 | pH |
| GS-AP-MW-15V | 3/18/2020 11:20 | Temperature | 19.41 | C |
| GS-AP-MW-15V | 3/18/2020 11:20 | Turbidity | 38.9 | NTU |
| GS-AP-MW-15V | 3/18/2020 11:25 | Conductivity | 1430.21 | uS/cm |
| GS-AP-MW-15V | 3/18/2020 11:25 | DO | 0.77 | mg/L |
| GS-AP-MW-15V | 3/18/2020 11:25 | Depth to Water Detail | 144.37 | ft |
| GS-AP-MW-15V | 3/18/2020 11:25 | Oxidation Reduction Potention | -115.56 | mv |
| GS-AP-MW-15V | 3/18/2020 11:25 | pH | 9.93 | pH |
| GS-AP-MW-15V | 3/18/2020 11:25 | Temperature | 19.4 | C |
| GS-AP-MW-15V | 3/18/2020 11:25 | Turbidity | 20.7 | NTU |
| GS-AP-MW-15V | 3/18/2020 11:30 | Conductivity | 1576.12 | uS/cm |
| GS-AP-MW-15V | 3/18/2020 11:30 | DO | 0.56 | mg/L |
| GS-AP-MW-15V | 3/18/2020 11:30 | Depth to Water Detail | 144.67 | ft |
| GS-AP-MW-15V | 3/18/2020 11:30 | Oxidation Reduction Potention | -130.41 | mv |
| GS-AP-MW-15V | 3/18/2020 11:30 | pH | 10.38 | pH |
| GS-AP-MW-15V | 3/18/2020 11:30 | Temperature | 19.47 | C |
| GS-AP-MW-15V | 3/18/2020 11:30 | Turbidity | 17.4 | NTU |
| GS-AP-MW-15V | 3/18/2020 11:35 | Conductivity | 1694.04 | uS/cm |
| GS-AP-MW-15V | 3/18/2020 11:35 | DO | 0.49 | mg/L |
| GS-AP-MW-15V | 3/18/2020 11:35 | Depth to Water Detail | 144.96 | ft |
| GS-AP-MW-15V | 3/18/2020 11:35 | Oxidation Reduction Potention | -139.91 | mv |
| GS-AP-MW-15V | 3/18/2020 11:35 | pH | 10.77 | pH |
| GS-AP-MW-15V | 3/18/2020 11:35 | Temperature | 19.39 | C |
| GS-AP-MW-15V | 3/18/2020 11:35 | Turbidity | 13.6 | NTU |
| GS-AP-MW-15V | 3/18/2020 11:40 | Conductivity | 1758.58 | uS/cm |
| GS-AP-MW-15V | 3/18/2020 11:40 | DO | 0.47 | mg/L |
| GS-AP-MW-15V | 3/18/2020 11:40 | Depth to Water Detail | 145.19 | ft |
| GS-AP-MW-15V | 3/18/2020 11:40 | Oxidation Reduction Potention | -146.56 | mv |
| GS-AP-MW-15V | 3/18/2020 11:40 | pH | 10.96 | pH |
| GS-AP-MW-15V | 3/18/2020 11:40 | Temperature | 19.48 | C |
| GS-AP-MW-15V | 3/18/2020 11:40 | Turbidity | 9.69 | NTU |
| GS-AP-MW-15V | 3/18/2020 11:45 | Conductivity | 1775.29 | uS/cm |
| GS-AP-MW-15V | 3/18/2020 11:45 | DO | 0.46 | mg/L |
| GS-AP-MW-15V | 3/18/2020 11:45 | Depth to Water Detail | 145.41 | ft |
| GS-AP-MW-15V | 3/18/2020 11:45 | Oxidation Reduction Potention | -150.03 | mv |
| GS-AP-MW-15V | 3/18/2020 11:45 | pH | 10.98 | pH |
| GS-AP-MW-15V | 3/18/2020 11:45 | Temperature | 19.74 | C |
| GS-AP-MW-15V | 3/18/2020 11:45 | Turbidity | 9.25 | NTU |
| GS-AP-MW-15V | 3/18/2020 11:50 | Conductivity | 1763.66 | uS/cm |
| GS-AP-MW-15V | 3/18/2020 11:50 | DO | 0.46 | mg/L |
| GS-AP-MW-15V | 3/18/2020 11:50 | Depth to Water Detail | 145.54 | ft |
| GS-AP-MW-15V | 3/18/2020 11:50 | Oxidation Reduction Potention | -152.23 | mv |

# Alabama Power Company
# Plant Gorgas Ash Pond

| WELL ID | READING TIME | DESCRIPTION | VALUE | UNIT |
|---|---|---|---|---|
| GS-AP-MW-15V | 3/18/2020 11:50 | pH | 10.96 | pH |
| GS-AP-MW-15V | 3/18/2020 11:50 | Temperature | 19.7 | C |
| GS-AP-MW-15V | 3/18/2020 11:50 | Turbidity | 7.27 | NTU |
| GS-AP-MW-15V | 3/18/2020 11:55 | Conductivity | 1735.33 | uS/cm |
| GS-AP-MW-15V | 3/18/2020 11:55 | DO | 0.44 | mg/L |
| GS-AP-MW-15V | 3/18/2020 11:55 | Depth to Water Detail | 145.67 | ft |
| GS-AP-MW-15V | 3/18/2020 11:55 | Oxidation Reduction Potention | -152.62 | mv |
| GS-AP-MW-15V | 3/18/2020 11:55 | pH | 10.89 | pH |
| GS-AP-MW-15V | 3/18/2020 11:55 | Temperature | 19.8 | C |
| GS-AP-MW-15V | 3/18/2020 11:55 | Turbidity | 6.64 | NTU |

# Alabama Power Company
# Plant Gorgas Ash Pond

| WELL ID | READING TIME | DESCRIPTION | VALUE | UNIT |
|---|---|---|---|---|
| GS-AP-MW-17 | 3/16/2020 12:44 | Conductivity | 832.92 | uS/cm |
| GS-AP-MW-17 | 3/16/2020 12:44 | DO | 5 | mg/L |
| GS-AP-MW-17 | 3/16/2020 12:44 | Depth to Water Detail | 172.84 | ft |
| GS-AP-MW-17 | 3/16/2020 12:44 | Oxidation Reduction Potention | -76.22 | mv |
| GS-AP-MW-17 | 3/16/2020 12:44 | pH | 7.66 | pH |
| GS-AP-MW-17 | 3/16/2020 12:44 | Temperature | 18.19 | C |
| GS-AP-MW-17 | 3/16/2020 12:44 | Turbidity | 2.91 | NTU |
| GS-AP-MW-17 | 3/16/2020 12:49 | Conductivity | 910.11 | uS/cm |
| GS-AP-MW-17 | 3/16/2020 12:49 | DO | 1.91 | mg/L |
| GS-AP-MW-17 | 3/16/2020 12:49 | Depth to Water Detail | 172.84 | ft |
| GS-AP-MW-17 | 3/16/2020 12:49 | Oxidation Reduction Potention | -154.9 | mv |
| GS-AP-MW-17 | 3/16/2020 12:49 | pH | 7.99 | pH |
| GS-AP-MW-17 | 3/16/2020 12:49 | Temperature | 18.27 | C |
| GS-AP-MW-17 | 3/16/2020 12:49 | Turbidity | 1.53 | NTU |
| GS-AP-MW-17 | 3/16/2020 12:54 | Conductivity | 951.06 | uS/cm |
| GS-AP-MW-17 | 3/16/2020 12:54 | DO | 1.1 | mg/L |
| GS-AP-MW-17 | 3/16/2020 12:54 | Depth to Water Detail | 172.84 | ft |
| GS-AP-MW-17 | 3/16/2020 12:54 | Oxidation Reduction Potention | -161.54 | mv |
| GS-AP-MW-17 | 3/16/2020 12:54 | pH | 8.24 | pH |
| GS-AP-MW-17 | 3/16/2020 12:54 | Temperature | 18.06 | C |
| GS-AP-MW-17 | 3/16/2020 12:54 | Turbidity | 4.11 | NTU |
| GS-AP-MW-17 | 3/16/2020 12:59 | Conductivity | 939.69 | uS/cm |
| GS-AP-MW-17 | 3/16/2020 12:59 | DO | 0.97 | mg/L |
| GS-AP-MW-17 | 3/16/2020 12:59 | Depth to Water Detail | 172.84 | ft |
| GS-AP-MW-17 | 3/16/2020 12:59 | Oxidation Reduction Potention | -156.83 | mv |
| GS-AP-MW-17 | 3/16/2020 12:59 | pH | 8.31 | pH |
| GS-AP-MW-17 | 3/16/2020 12:59 | Temperature | 18.25 | C |
| GS-AP-MW-17 | 3/16/2020 12:59 | Turbidity | 2.28 | NTU |
| GS-AP-MW-17 | 3/16/2020 13:04 | Conductivity | 913.87 | uS/cm |
| GS-AP-MW-17 | 3/16/2020 13:04 | DO | 0.39 | mg/L |
| GS-AP-MW-17 | 3/16/2020 13:04 | Depth to Water Detail | 172.84 | ft |
| GS-AP-MW-17 | 3/16/2020 13:04 | Oxidation Reduction Potention | -164.94 | mv |
| GS-AP-MW-17 | 3/16/2020 13:04 | pH | 8.35 | pH |
| GS-AP-MW-17 | 3/16/2020 13:04 | Temperature | 17.61 | C |
| GS-AP-MW-17 | 3/16/2020 13:04 | Turbidity | 1.38 | NTU |
| GS-AP-MW-17 | 3/16/2020 13:09 | Conductivity | 911.81 | uS/cm |
| GS-AP-MW-17 | 3/16/2020 13:09 | DO | 0.37 | mg/L |
| GS-AP-MW-17 | 3/16/2020 13:09 | Depth to Water Detail | 172.84 | ft |
| GS-AP-MW-17 | 3/16/2020 13:09 | Oxidation Reduction Potention | -172.58 | mv |
| GS-AP-MW-17 | 3/16/2020 13:09 | pH | 8.36 | pH |
| GS-AP-MW-17 | 3/16/2020 13:09 | Temperature | 17.51 | C |
| GS-AP-MW-17 | 3/16/2020 13:09 | Turbidity | 1.58 | NTU |
| GS-AP-MW-17 | 3/16/2020 13:14 | Conductivity | 867.8 | uS/cm |
| GS-AP-MW-17 | 3/16/2020 13:14 | DO | 0.31 | mg/L |
| GS-AP-MW-17 | 3/16/2020 13:14 | Depth to Water Detail | 172.84 | ft |
| GS-AP-MW-17 | 3/16/2020 13:14 | Oxidation Reduction Potention | -178.55 | mv |

# Alabama Power Company
# Plant Gorgas Ash Pond

| WELL ID | READING TIME | DESCRIPTION | VALUE | UNIT |
|---|---|---|---|---|
| GS-AP-MW-17 | 3/16/2020 13:14 | pH | 8.39 | pH |
| GS-AP-MW-17 | 3/16/2020 13:14 | Temperature | 17.53 | C |
| GS-AP-MW-17 | 3/16/2020 13:14 | Turbidity | 1.42 | NTU |
| GS-AP-MW-17 | 3/16/2020 13:19 | Conductivity | 819.75 | uS/cm |
| GS-AP-MW-17 | 3/16/2020 13:19 | DO | 0.3 | mg/L |
| GS-AP-MW-17 | 3/16/2020 13:19 | Depth to Water Detail | 172.84 | ft |
| GS-AP-MW-17 | 3/16/2020 13:19 | Oxidation Reduction Potention | -180.27 | mv |
| GS-AP-MW-17 | 3/16/2020 13:19 | pH | 8.4 | pH |
| GS-AP-MW-17 | 3/16/2020 13:19 | Temperature | 17.49 | C |
| GS-AP-MW-17 | 3/16/2020 13:19 | Turbidity | 1.21 | NTU |
| GS-AP-MW-17 | 3/16/2020 13:24 | Conductivity | 790.9 | uS/cm |
| GS-AP-MW-17 | 3/16/2020 13:24 | DO | 0.28 | mg/L |
| GS-AP-MW-17 | 3/16/2020 13:24 | Depth to Water Detail | 172.84 | ft |
| GS-AP-MW-17 | 3/16/2020 13:24 | Oxidation Reduction Potention | -183.22 | mv |
| GS-AP-MW-17 | 3/16/2020 13:24 | pH | 8.42 | pH |
| GS-AP-MW-17 | 3/16/2020 13:24 | Temperature | 17.59 | C |
| GS-AP-MW-17 | 3/16/2020 13:24 | Turbidity | 1.18 | NTU |
| GS-AP-MW-17 | 3/16/2020 13:29 | Conductivity | 777.42 | uS/cm |
| GS-AP-MW-17 | 3/16/2020 13:29 | DO | 0.5 | mg/L |
| GS-AP-MW-17 | 3/16/2020 13:29 | Depth to Water Detail | 172.84 | ft |
| GS-AP-MW-17 | 3/16/2020 13:29 | Oxidation Reduction Potention | -173.53 | mv |
| GS-AP-MW-17 | 3/16/2020 13:29 | pH | 8.43 | pH |
| GS-AP-MW-17 | 3/16/2020 13:29 | Temperature | 18.39 | C |
| GS-AP-MW-17 | 3/16/2020 13:29 | Turbidity | 1.46 | NTU |
| GS-AP-MW-17 | 3/16/2020 13:34 | Conductivity | 760.85 | uS/cm |
| GS-AP-MW-17 | 3/16/2020 13:34 | DO | 0.56 | mg/L |
| GS-AP-MW-17 | 3/16/2020 13:34 | Depth to Water Detail | 172.84 | ft |
| GS-AP-MW-17 | 3/16/2020 13:34 | Oxidation Reduction Potention | -166.92 | mv |
| GS-AP-MW-17 | 3/16/2020 13:34 | pH | 8.44 | pH |
| GS-AP-MW-17 | 3/16/2020 13:34 | Temperature | 18.55 | C |
| GS-AP-MW-17 | 3/16/2020 13:34 | Turbidity | 1.32 | NTU |
| GS-AP-MW-17 | 3/16/2020 13:39 | Conductivity | 750.21 | uS/cm |
| GS-AP-MW-17 | 3/16/2020 13:39 | DO | 0.6 | mg/L |
| GS-AP-MW-17 | 3/16/2020 13:39 | Depth to Water Detail | 172.84 | ft |
| GS-AP-MW-17 | 3/16/2020 13:39 | Oxidation Reduction Potention | -161.14 | mv |
| GS-AP-MW-17 | 3/16/2020 13:39 | pH | 8.45 | pH |
| GS-AP-MW-17 | 3/16/2020 13:39 | Temperature | 18.79 | C |
| GS-AP-MW-17 | 3/16/2020 13:39 | Turbidity | 1.19 | NTU |

# Alabama Power Company
# Plant Gorgas Ash Pond

| WELL ID | READING TIME | DESCRIPTION | VALUE | UNIT |
|---|---|---|---|---|
| GS-AP-MW-21 | 3/18/2020 15:27 | Conductivity | 1154.24 | uS/cm |
| GS-AP-MW-21 | 3/18/2020 15:27 | DO | 2.18 | mg/L |
| GS-AP-MW-21 | 3/18/2020 15:27 | Depth to Water Detail | 158.43 | ft |
| GS-AP-MW-21 | 3/18/2020 15:27 | Oxidation Reduction Potention | -83.98 | mv |
| GS-AP-MW-21 | 3/18/2020 15:27 | pH | 10.58 | pH |
| GS-AP-MW-21 | 3/18/2020 15:27 | Temperature | 19.93 | C |
| GS-AP-MW-21 | 3/18/2020 15:27 | Turbidity | 1.9 | NTU |
| GS-AP-MW-21 | 3/18/2020 15:32 | Conductivity | 1586.61 | uS/cm |
| GS-AP-MW-21 | 3/18/2020 15:32 | DO | 1.08 | mg/L |
| GS-AP-MW-21 | 3/18/2020 15:32 | Depth to Water Detail | 158.43 | ft |
| GS-AP-MW-21 | 3/18/2020 15:32 | Oxidation Reduction Potention | -116.68 | mv |
| GS-AP-MW-21 | 3/18/2020 15:32 | pH | 11.22 | pH |
| GS-AP-MW-21 | 3/18/2020 15:32 | Temperature | 19.88 | C |
| GS-AP-MW-21 | 3/18/2020 15:32 | Turbidity | 1.72 | NTU |
| GS-AP-MW-21 | 3/18/2020 15:37 | Conductivity | 1731.81 | uS/cm |
| GS-AP-MW-21 | 3/18/2020 15:37 | DO | 0.78 | mg/L |
| GS-AP-MW-21 | 3/18/2020 15:37 | Depth to Water Detail | 158.43 | ft |
| GS-AP-MW-21 | 3/18/2020 15:37 | Oxidation Reduction Potention | -144.17 | mv |
| GS-AP-MW-21 | 3/18/2020 15:37 | pH | 11.32 | pH |
| GS-AP-MW-21 | 3/18/2020 15:37 | Temperature | 19.7 | C |
| GS-AP-MW-21 | 3/18/2020 15:37 | Turbidity | 1.64 | NTU |
| GS-AP-MW-21 | 3/18/2020 15:42 | Conductivity | 1752 | uS/cm |
| GS-AP-MW-21 | 3/18/2020 15:42 | DO | 0.68 | mg/L |
| GS-AP-MW-21 | 3/18/2020 15:42 | Depth to Water Detail | 158.43 | ft |
| GS-AP-MW-21 | 3/18/2020 15:42 | Oxidation Reduction Potention | -159.43 | mv |
| GS-AP-MW-21 | 3/18/2020 15:42 | pH | 11.35 | pH |
| GS-AP-MW-21 | 3/18/2020 15:42 | Temperature | 19.76 | C |
| GS-AP-MW-21 | 3/18/2020 15:42 | Turbidity | 1.54 | NTU |
| GS-AP-MW-21 | 3/18/2020 15:47 | Conductivity | 1740.42 | uS/cm |
| GS-AP-MW-21 | 3/18/2020 15:47 | DO | 0.65 | mg/L |
| GS-AP-MW-21 | 3/18/2020 15:47 | Depth to Water Detail | 158.43 | ft |
| GS-AP-MW-21 | 3/18/2020 15:47 | Oxidation Reduction Potention | -168.92 | mv |
| GS-AP-MW-21 | 3/18/2020 15:47 | pH | 11.37 | pH |
| GS-AP-MW-21 | 3/18/2020 15:47 | Temperature | 19.64 | C |
| GS-AP-MW-21 | 3/18/2020 15:47 | Turbidity | 1.16 | NTU |

# Alabama Power Company
# Plant Gorgas Ash Pond

| WELL ID | READING TIME | DESCRIPTION | VALUE | UNIT |
|---|---|---|---|---|
| GS-AP-MW-28H | 3/16/2020 14:28 | Conductivity | 739.81 | uS/cm |
| GS-AP-MW-28H | 3/16/2020 14:28 | DO | 0.92 | mg/L |
| GS-AP-MW-28H | 3/16/2020 14:28 | Depth to Water Detail | 153.79 | ft |
| GS-AP-MW-28H | 3/16/2020 14:28 | Oxidation Reduction Potention | -119.62 | mv |
| GS-AP-MW-28H | 3/16/2020 14:28 | pH | 7.73 | pH |
| GS-AP-MW-28H | 3/16/2020 14:28 | Temperature | 18.44 | C |
| GS-AP-MW-28H | 3/16/2020 14:28 | Turbidity | 9.24 | NTU |
| GS-AP-MW-28H | 3/16/2020 14:33 | Conductivity | 756.5 | uS/cm |
| GS-AP-MW-28H | 3/16/2020 14:33 | DO | 0.52 | mg/L |
| GS-AP-MW-28H | 3/16/2020 14:33 | Depth to Water Detail | 153.79 | ft |
| GS-AP-MW-28H | 3/16/2020 14:33 | Oxidation Reduction Potention | -155.03 | mv |
| GS-AP-MW-28H | 3/16/2020 14:33 | pH | 7.86 | pH |
| GS-AP-MW-28H | 3/16/2020 14:33 | Temperature | 18.38 | C |
| GS-AP-MW-28H | 3/16/2020 14:33 | Turbidity | 9.06 | NTU |
| GS-AP-MW-28H | 3/16/2020 14:38 | Conductivity | 729.45 | uS/cm |
| GS-AP-MW-28H | 3/16/2020 14:38 | DO | 0.44 | mg/L |
| GS-AP-MW-28H | 3/16/2020 14:38 | Depth to Water Detail | 153.79 | ft |
| GS-AP-MW-28H | 3/16/2020 14:38 | Oxidation Reduction Potention | -175.34 | mv |
| GS-AP-MW-28H | 3/16/2020 14:38 | pH | 8.06 | pH |
| GS-AP-MW-28H | 3/16/2020 14:38 | Temperature | 18.32 | C |
| GS-AP-MW-28H | 3/16/2020 14:38 | Turbidity | 6.53 | NTU |
| GS-AP-MW-28H | 3/16/2020 14:43 | Conductivity | 711.19 | uS/cm |
| GS-AP-MW-28H | 3/16/2020 14:43 | DO | 0.4 | mg/L |
| GS-AP-MW-28H | 3/16/2020 14:43 | Depth to Water Detail | 153.79 | ft |
| GS-AP-MW-28H | 3/16/2020 14:43 | Oxidation Reduction Potention | -186.34 | mv |
| GS-AP-MW-28H | 3/16/2020 14:43 | pH | 8.19 | pH |
| GS-AP-MW-28H | 3/16/2020 14:43 | Temperature | 18.26 | C |
| GS-AP-MW-28H | 3/16/2020 14:43 | Turbidity | 4.71 | NTU |
| GS-AP-MW-28H | 3/16/2020 14:48 | Conductivity | 700.8 | uS/cm |
| GS-AP-MW-28H | 3/16/2020 14:48 | DO | 0.37 | mg/L |
| GS-AP-MW-28H | 3/16/2020 14:48 | Depth to Water Detail | 153.79 | ft |
| GS-AP-MW-28H | 3/16/2020 14:48 | Oxidation Reduction Potention | -193.71 | mv |
| GS-AP-MW-28H | 3/16/2020 14:48 | pH | 8.26 | pH |
| GS-AP-MW-28H | 3/16/2020 14:48 | Temperature | 18.14 | C |
| GS-AP-MW-28H | 3/16/2020 14:48 | Turbidity | 4.08 | NTU |
| GS-AP-MW-28H | 3/16/2020 14:53 | Conductivity | 692.82 | uS/cm |
| GS-AP-MW-28H | 3/16/2020 14:53 | DO | 0.35 | mg/L |
| GS-AP-MW-28H | 3/16/2020 14:53 | Depth to Water Detail | 153.79 | ft |
| GS-AP-MW-28H | 3/16/2020 14:53 | Oxidation Reduction Potention | -198.43 | mv |
| GS-AP-MW-28H | 3/16/2020 14:53 | pH | 8.31 | pH |
| GS-AP-MW-28H | 3/16/2020 14:53 | Temperature | 18.23 | C |
| GS-AP-MW-28H | 3/16/2020 14:53 | Turbidity | 4.11 | NTU |

# Alabama Power Company
# Plant Gorgas Ash Pond

| WELL ID | READING TIME | DESCRIPTION | VALUE | UNIT |
|---|---|---|---|---|
| GS-AP-MW-30HA | 3/18/2020 9:16 | Conductivity | 909.52 | uS/cm |
| GS-AP-MW-30HA | 3/18/2020 9:16 | DO | 0.74 | mg/L |
| GS-AP-MW-30HA | 3/18/2020 9:16 | Depth to Water Detail | 288.14 | ft |
| GS-AP-MW-30HA | 3/18/2020 9:16 | Oxidation Reduction Potention | -118.58 | mv |
| GS-AP-MW-30HA | 3/18/2020 9:16 | pH | 7.15 | pH |
| GS-AP-MW-30HA | 3/18/2020 9:16 | Temperature | 17.87 | C |
| GS-AP-MW-30HA | 3/18/2020 9:16 | Turbidity | 4.86 | NTU |
| GS-AP-MW-30HA | 3/18/2020 9:21 | Conductivity | 948.82 | uS/cm |
| GS-AP-MW-30HA | 3/18/2020 9:21 | DO | 0.6 | mg/L |
| GS-AP-MW-30HA | 3/18/2020 9:21 | Depth to Water Detail | 288.18 | ft |
| GS-AP-MW-30HA | 3/18/2020 9:21 | Oxidation Reduction Potention | -127.54 | mv |
| GS-AP-MW-30HA | 3/18/2020 9:21 | pH | 7.19 | pH |
| GS-AP-MW-30HA | 3/18/2020 9:21 | Temperature | 17.93 | C |
| GS-AP-MW-30HA | 3/18/2020 9:21 | Turbidity | 4.79 | NTU |
| GS-AP-MW-30HA | 3/18/2020 9:26 | Conductivity | 965.57 | uS/cm |
| GS-AP-MW-30HA | 3/18/2020 9:26 | DO | 0.54 | mg/L |
| GS-AP-MW-30HA | 3/18/2020 9:26 | Depth to Water Detail | 288.2 | ft |
| GS-AP-MW-30HA | 3/18/2020 9:26 | Oxidation Reduction Potention | -140.62 | mv |
| GS-AP-MW-30HA | 3/18/2020 9:26 | pH | 7.19 | pH |
| GS-AP-MW-30HA | 3/18/2020 9:26 | Temperature | 17.9 | C |
| GS-AP-MW-30HA | 3/18/2020 9:26 | Turbidity | 3.99 | NTU |
| GS-AP-MW-30HA | 3/18/2020 9:31 | Conductivity | 963.86 | uS/cm |
| GS-AP-MW-30HA | 3/18/2020 9:31 | DO | 0.49 | mg/L |
| GS-AP-MW-30HA | 3/18/2020 9:31 | Depth to Water Detail | 288.21 | ft |
| GS-AP-MW-30HA | 3/18/2020 9:31 | Oxidation Reduction Potention | -149.33 | mv |
| GS-AP-MW-30HA | 3/18/2020 9:31 | pH | 7.2 | pH |
| GS-AP-MW-30HA | 3/18/2020 9:31 | Temperature | 17.98 | C |
| GS-AP-MW-30HA | 3/18/2020 9:31 | Turbidity | 2.13 | NTU |

# Alabama Power Company
# Plant Gorgas Ash Pond

| WELL ID | READING TIME | DESCRIPTION | VALUE | UNIT |
|---|---|---|---|---|
| GS-AP-MW-33HO | 3/17/2020 12:55 | Conductivity | 1407.77 | uS/cm |
| GS-AP-MW-33HO | 3/17/2020 12:55 | DO | 1.03 | mg/L |
| GS-AP-MW-33HO | 3/17/2020 12:55 | Depth to Water Detail | 226.71 | ft |
| GS-AP-MW-33HO | 3/17/2020 12:55 | Oxidation Reduction Potention | -292.79 | mv |
| GS-AP-MW-33HO | 3/17/2020 12:55 | pH | 7.64 | pH |
| GS-AP-MW-33HO | 3/17/2020 12:55 | Temperature | 19.19 | C |
| GS-AP-MW-33HO | 3/17/2020 12:55 | Turbidity | 9.9 | NTU |
| GS-AP-MW-33HO | 3/17/2020 13:00 | Conductivity | 1507.9 | uS/cm |
| GS-AP-MW-33HO | 3/17/2020 13:00 | DO | 0.72 | mg/L |
| GS-AP-MW-33HO | 3/17/2020 13:00 | Depth to Water Detail | 227.04 | ft |
| GS-AP-MW-33HO | 3/17/2020 13:00 | Oxidation Reduction Potention | -309.16 | mv |
| GS-AP-MW-33HO | 3/17/2020 13:00 | pH | 7.65 | pH |
| GS-AP-MW-33HO | 3/17/2020 13:00 | Temperature | 19.04 | C |
| GS-AP-MW-33HO | 3/17/2020 13:00 | Turbidity | 9.7 | NTU |
| GS-AP-MW-33HO | 3/17/2020 13:05 | Conductivity | 1514.18 | uS/cm |
| GS-AP-MW-33HO | 3/17/2020 13:05 | DO | 0.58 | mg/L |
| GS-AP-MW-33HO | 3/17/2020 13:05 | Depth to Water Detail | 227.64 | ft |
| GS-AP-MW-33HO | 3/17/2020 13:05 | Oxidation Reduction Potention | -316.82 | mv |
| GS-AP-MW-33HO | 3/17/2020 13:05 | pH | 7.65 | pH |
| GS-AP-MW-33HO | 3/17/2020 13:05 | Temperature | 19.12 | C |
| GS-AP-MW-33HO | 3/17/2020 13:05 | Turbidity | 7.58 | NTU |
| GS-AP-MW-33HO | 3/17/2020 13:10 | Conductivity | 1513.57 | uS/cm |
| GS-AP-MW-33HO | 3/17/2020 13:10 | DO | 0.52 | mg/L |
| GS-AP-MW-33HO | 3/17/2020 13:10 | Depth to Water Detail | 227.86 | ft |
| GS-AP-MW-33HO | 3/17/2020 13:10 | Oxidation Reduction Potention | -319.87 | mv |
| GS-AP-MW-33HO | 3/17/2020 13:10 | pH | 7.66 | pH |
| GS-AP-MW-33HO | 3/17/2020 13:10 | Temperature | 19.01 | C |
| GS-AP-MW-33HO | 3/17/2020 13:10 | Turbidity | 6.24 | NTU |
| GS-AP-MW-33HO | 3/17/2020 13:15 | Conductivity | 1518.6 | uS/cm |
| GS-AP-MW-33HO | 3/17/2020 13:15 | DO | 0.48 | mg/L |
| GS-AP-MW-33HO | 3/17/2020 13:15 | Depth to Water Detail | 228.19 | ft |
| GS-AP-MW-33HO | 3/17/2020 13:15 | Oxidation Reduction Potention | -323.35 | mv |
| GS-AP-MW-33HO | 3/17/2020 13:15 | pH | 7.66 | pH |
| GS-AP-MW-33HO | 3/17/2020 13:15 | Temperature | 19.16 | C |
| GS-AP-MW-33HO | 3/17/2020 13:15 | Turbidity | 6.32 | NTU |
| GS-AP-MW-33HO | 3/17/2020 13:20 | Conductivity | 1507.2 | uS/cm |
| GS-AP-MW-33HO | 3/17/2020 13:20 | DO | 0.45 | mg/L |
| GS-AP-MW-33HO | 3/17/2020 13:20 | Depth to Water Detail | 228.53 | ft |
| GS-AP-MW-33HO | 3/17/2020 13:20 | Oxidation Reduction Potention | -324.01 | mv |
| GS-AP-MW-33HO | 3/17/2020 13:20 | pH | 7.66 | pH |
| GS-AP-MW-33HO | 3/17/2020 13:20 | Temperature | 18.92 | C |
| GS-AP-MW-33HO | 3/17/2020 13:20 | Turbidity | 5.63 | NTU |
| GS-AP-MW-33HO | 3/17/2020 13:25 | Conductivity | 1495.96 | uS/cm |
| GS-AP-MW-33HO | 3/17/2020 13:25 | DO | 0.43 | mg/L |
| GS-AP-MW-33HO | 3/17/2020 13:25 | Depth to Water Detail | 228.79 | ft |
| GS-AP-MW-33HO | 3/17/2020 13:25 | Oxidation Reduction Potention | -325.69 | mv |

# Alabama Power Company
# Plant Gorgas Ash Pond

| WELL ID | READING TIME | DESCRIPTION | VALUE | UNIT |
|---|---|---|---|---|
| GS-AP-MW-33HO | 3/17/2020 13:25 | pH | 7.66 | pH |
| GS-AP-MW-33HO | 3/17/2020 13:25 | Temperature | 19.24 | C |
| GS-AP-MW-33HO | 3/17/2020 13:25 | Turbidity | 5.8 | NTU |
| GS-AP-MW-33HO | 3/17/2020 13:30 | Conductivity | 1486.92 | uS/cm |
| GS-AP-MW-33HO | 3/17/2020 13:30 | DO | 0.4 | mg/L |
| GS-AP-MW-33HO | 3/17/2020 13:30 | Depth to Water Detail | 229.07 | ft |
| GS-AP-MW-33HO | 3/17/2020 13:30 | Oxidation Reduction Potention | -326.2 | mv |
| GS-AP-MW-33HO | 3/17/2020 13:30 | pH | 7.66 | pH |
| GS-AP-MW-33HO | 3/17/2020 13:30 | Temperature | 19.18 | C |
| GS-AP-MW-33HO | 3/17/2020 13:30 | Turbidity | 6.25 | NTU |
| GS-AP-MW-33HO | 3/17/2020 13:35 | Conductivity | 1467.49 | uS/cm |
| GS-AP-MW-33HO | 3/17/2020 13:35 | DO | 0.4 | mg/L |
| GS-AP-MW-33HO | 3/17/2020 13:35 | Depth to Water Detail | 229.37 | ft |
| GS-AP-MW-33HO | 3/17/2020 13:35 | Oxidation Reduction Potention | -326.83 | mv |
| GS-AP-MW-33HO | 3/17/2020 13:35 | pH | 7.66 | pH |
| GS-AP-MW-33HO | 3/17/2020 13:35 | Temperature | 19.49 | C |
| GS-AP-MW-33HO | 3/17/2020 13:35 | Turbidity | 6.54 | NTU |
| GS-AP-MW-33HO | 3/17/2020 13:40 | Conductivity | 1450.79 | uS/cm |
| GS-AP-MW-33HO | 3/17/2020 13:40 | DO | 0.42 | mg/L |
| GS-AP-MW-33HO | 3/17/2020 13:40 | Depth to Water Detail | 229.49 | ft |
| GS-AP-MW-33HO | 3/17/2020 13:40 | Oxidation Reduction Potention | -325.28 | mv |
| GS-AP-MW-33HO | 3/17/2020 13:40 | pH | 7.65 | pH |
| GS-AP-MW-33HO | 3/17/2020 13:40 | Temperature | 19.99 | C |
| GS-AP-MW-33HO | 3/17/2020 13:40 | Turbidity | 6.66 | NTU |
| GS-AP-MW-33HO | 3/17/2020 13:45 | Conductivity | 1453.18 | uS/cm |
| GS-AP-MW-33HO | 3/17/2020 13:45 | DO | 0.52 | mg/L |
| GS-AP-MW-33HO | 3/17/2020 13:45 | Depth to Water Detail | 229.54 | ft |
| GS-AP-MW-33HO | 3/17/2020 13:45 | Oxidation Reduction Potention | -324.45 | mv |
| GS-AP-MW-33HO | 3/17/2020 13:45 | pH | 7.67 | pH |
| GS-AP-MW-33HO | 3/17/2020 13:45 | Temperature | 21.05 | C |
| GS-AP-MW-33HO | 3/17/2020 13:45 | Turbidity | 6.21 | NTU |

# Alabama Power Company
# Plant Gorgas Ash Pond

| WELL ID | READING TIME | DESCRIPTION | VALUE | UNIT |
|---|---|---|---|---|
| GS-AP-MW-34HO | 3/16/2020 15:53 | Conductivity | 4060.19 | uS/cm |
| GS-AP-MW-34HO | 3/16/2020 15:53 | DO | 0.95 | mg/L |
| GS-AP-MW-34HO | 3/16/2020 15:53 | Depth to Water Detail | 233.21 | ft |
| GS-AP-MW-34HO | 3/16/2020 15:53 | Oxidation Reduction Potention | -243.55 | mv |
| GS-AP-MW-34HO | 3/16/2020 15:53 | pH | 6.93 | pH |
| GS-AP-MW-34HO | 3/16/2020 15:53 | Temperature | 19.76 | C |
| GS-AP-MW-34HO | 3/16/2020 15:53 | Turbidity | 2.1 | NTU |
| GS-AP-MW-34HO | 3/16/2020 15:58 | Conductivity | 4317.95 | uS/cm |
| GS-AP-MW-34HO | 3/16/2020 15:58 | DO | 0.67 | mg/L |
| GS-AP-MW-34HO | 3/16/2020 15:58 | Depth to Water Detail | 233.6 | ft |
| GS-AP-MW-34HO | 3/16/2020 15:58 | Oxidation Reduction Potention | -247.64 | mv |
| GS-AP-MW-34HO | 3/16/2020 15:58 | pH | 6.96 | pH |
| GS-AP-MW-34HO | 3/16/2020 15:58 | Temperature | 20.23 | C |
| GS-AP-MW-34HO | 3/16/2020 15:58 | Turbidity | 0 | NTU |
| GS-AP-MW-34HO | 3/16/2020 16:03 | Conductivity | 4113.96 | uS/cm |
| GS-AP-MW-34HO | 3/16/2020 16:03 | DO | 0.67 | mg/L |
| GS-AP-MW-34HO | 3/16/2020 16:03 | Depth to Water Detail | 233.84 | ft |
| GS-AP-MW-34HO | 3/16/2020 16:03 | Oxidation Reduction Potention | -261.09 | mv |
| GS-AP-MW-34HO | 3/16/2020 16:03 | pH | 7.06 | pH |
| GS-AP-MW-34HO | 3/16/2020 16:03 | Temperature | 21.18 | C |
| GS-AP-MW-34HO | 3/16/2020 16:03 | Turbidity | 625 | NTU |
| GS-AP-MW-34HO | 3/16/2020 16:08 | Conductivity | 4021.44 | uS/cm |
| GS-AP-MW-34HO | 3/16/2020 16:08 | DO | 0.69 | mg/L |
| GS-AP-MW-34HO | 3/16/2020 16:08 | Depth to Water Detail | 234.2 | ft |
| GS-AP-MW-34HO | 3/16/2020 16:08 | Oxidation Reduction Potention | -265.99 | mv |
| GS-AP-MW-34HO | 3/16/2020 16:08 | pH | 7.11 | pH |
| GS-AP-MW-34HO | 3/16/2020 16:08 | Temperature | 23.48 | C |
| GS-AP-MW-34HO | 3/16/2020 16:08 | Turbidity | 0 | NTU |
| GS-AP-MW-34HO | 3/16/2020 16:13 | Conductivity | 3740 | uS/cm |
| GS-AP-MW-34HO | 3/16/2020 16:13 | DO | 0.58 | mg/L |
| GS-AP-MW-34HO | 3/16/2020 16:13 | Depth to Water Detail | 234.46 | ft |
| GS-AP-MW-34HO | 3/16/2020 16:13 | Oxidation Reduction Potention | -277.29 | mv |
| GS-AP-MW-34HO | 3/16/2020 16:13 | pH | 7.22 | pH |
| GS-AP-MW-34HO | 3/16/2020 16:13 | Temperature | 21.69 | C |
| GS-AP-MW-34HO | 3/16/2020 16:13 | Turbidity | 0 | NTU |
| GS-AP-MW-34HO | 3/16/2020 16:18 | Conductivity | 3507.36 | uS/cm |
| GS-AP-MW-34HO | 3/16/2020 16:18 | DO | 0.36 | mg/L |
| GS-AP-MW-34HO | 3/16/2020 16:18 | Depth to Water Detail | 234.72 | ft |
| GS-AP-MW-34HO | 3/16/2020 16:18 | Oxidation Reduction Potention | -289.19 | mv |
| GS-AP-MW-34HO | 3/16/2020 16:18 | pH | 7.31 | pH |
| GS-AP-MW-34HO | 3/16/2020 16:18 | Temperature | 19.16 | C |
| GS-AP-MW-34HO | 3/16/2020 16:18 | Turbidity | 5.92 | NTU |
| GS-AP-MW-34HO | 3/16/2020 16:23 | Conductivity | 3440 | uS/cm |
| GS-AP-MW-34HO | 3/16/2020 16:23 | DO | 0.4 | mg/L |
| GS-AP-MW-34HO | 3/16/2020 16:23 | Depth to Water Detail | 235.12 | ft |
| GS-AP-MW-34HO | 3/16/2020 16:23 | Oxidation Reduction Potention | -289.54 | mv |

# Alabama Power Company
# Plant Gorgas Ash Pond

| WELL ID | READING TIME | DESCRIPTION | VALUE | UNIT |
|---|---|---|---|---|
| GS-AP-MW-34HO | 3/16/2020 16:23 | pH | 7.32 | pH |
| GS-AP-MW-34HO | 3/16/2020 16:23 | Temperature | 18.63 | C |
| GS-AP-MW-34HO | 3/16/2020 16:23 | Turbidity | 5.34 | NTU |
| GS-AP-MW-34HO | 3/16/2020 16:28 | Conductivity | 3461.26 | uS/cm |
| GS-AP-MW-34HO | 3/16/2020 16:28 | DO | 0.34 | mg/L |
| GS-AP-MW-34HO | 3/16/2020 16:28 | Depth to Water Detail | 235.44 | ft |
| GS-AP-MW-34HO | 3/16/2020 16:28 | Oxidation Reduction Potention | -291.83 | mv |
| GS-AP-MW-34HO | 3/16/2020 16:28 | pH | 7.31 | pH |
| GS-AP-MW-34HO | 3/16/2020 16:28 | Temperature | 18.93 | C |
| GS-AP-MW-34HO | 3/16/2020 16:28 | Turbidity | 4.97 | NTU |
| GS-AP-MW-34HO | 3/16/2020 16:33 | Conductivity | 3496.57 | uS/cm |
| GS-AP-MW-34HO | 3/16/2020 16:33 | DO | 0.31 | mg/L |
| GS-AP-MW-34HO | 3/16/2020 16:33 | Depth to Water Detail | 235.92 | ft |
| GS-AP-MW-34HO | 3/16/2020 16:33 | Oxidation Reduction Potention | -292.72 | mv |
| GS-AP-MW-34HO | 3/16/2020 16:33 | pH | 7.3 | pH |
| GS-AP-MW-34HO | 3/16/2020 16:33 | Temperature | 19.22 | C |
| GS-AP-MW-34HO | 3/16/2020 16:33 | Turbidity | 3.7 | NTU |
| GS-AP-MW-34HO | 3/16/2020 16:38 | Conductivity | 3475.64 | uS/cm |
| GS-AP-MW-34HO | 3/16/2020 16:38 | DO | 0.32 | mg/L |
| GS-AP-MW-34HO | 3/16/2020 16:38 | Depth to Water Detail | 236.11 | ft |
| GS-AP-MW-34HO | 3/16/2020 16:38 | Oxidation Reduction Potention | -294.37 | mv |
| GS-AP-MW-34HO | 3/16/2020 16:38 | pH | 7.31 | pH |
| GS-AP-MW-34HO | 3/16/2020 16:38 | Temperature | 19.11 | C |
| GS-AP-MW-34HO | 3/16/2020 16:38 | Turbidity | 3.45 | NTU |
| GS-AP-MW-34HO | 3/16/2020 16:43 | Conductivity | 3418.73 | uS/cm |
| GS-AP-MW-34HO | 3/16/2020 16:43 | DO | 0.31 | mg/L |
| GS-AP-MW-34HO | 3/16/2020 16:43 | Depth to Water Detail | 236.25 | ft |
| GS-AP-MW-34HO | 3/16/2020 16:43 | Oxidation Reduction Potention | -296.01 | mv |
| GS-AP-MW-34HO | 3/16/2020 16:43 | pH | 7.33 | pH |
| GS-AP-MW-34HO | 3/16/2020 16:43 | Temperature | 19.03 | C |
| GS-AP-MW-34HO | 3/16/2020 16:43 | Turbidity | 3.18 | NTU |
| GS-AP-MW-34HO | 3/16/2020 16:48 | Conductivity | 3377.22 | uS/cm |
| GS-AP-MW-34HO | 3/16/2020 16:48 | DO | 0.33 | mg/L |
| GS-AP-MW-34HO | 3/16/2020 16:48 | Depth to Water Detail | 236.38 | ft |
| GS-AP-MW-34HO | 3/16/2020 16:48 | Oxidation Reduction Potention | -298.34 | mv |
| GS-AP-MW-34HO | 3/16/2020 16:48 | pH | 7.35 | pH |
| GS-AP-MW-34HO | 3/16/2020 16:48 | Temperature | 18.71 | C |
| GS-AP-MW-34HO | 3/16/2020 16:48 | Turbidity | 2.59 | NTU |

# Alabama Power Company
# Plant Gorgas Ash Pond

| WELL ID | READING TIME | DESCRIPTION | VALUE | UNIT |
|---|---|---|---|---|
| GS-AP-MW-35HO | 3/17/2020 8:30 | Conductivity | 811.99 | uS/cm |
| GS-AP-MW-35HO | 3/17/2020 8:30 | DO | 2.85 | mg/L |
| GS-AP-MW-35HO | 3/17/2020 8:30 | Depth to Water Detail | 246.86 | ft |
| GS-AP-MW-35HO | 3/17/2020 8:30 | Oxidation Reduction Potention | -44.37 | mv |
| GS-AP-MW-35HO | 3/17/2020 8:30 | pH | 8.01 | pH |
| GS-AP-MW-35HO | 3/17/2020 8:30 | Temperature | 16.81 | C |
| GS-AP-MW-35HO | 3/17/2020 8:30 | Turbidity | 7.06 | NTU |
| GS-AP-MW-35HO | 3/17/2020 8:35 | Conductivity | 710.17 | uS/cm |
| GS-AP-MW-35HO | 3/17/2020 8:35 | DO | 2.33 | mg/L |
| GS-AP-MW-35HO | 3/17/2020 8:35 | Depth to Water Detail | 246.94 | ft |
| GS-AP-MW-35HO | 3/17/2020 8:35 | Oxidation Reduction Potention | -66.6 | mv |
| GS-AP-MW-35HO | 3/17/2020 8:35 | pH | 8.15 | pH |
| GS-AP-MW-35HO | 3/17/2020 8:35 | Temperature | 16.84 | C |
| GS-AP-MW-35HO | 3/17/2020 8:35 | Turbidity | 8.69 | NTU |
| GS-AP-MW-35HO | 3/17/2020 8:40 | Conductivity | 668.48 | uS/cm |
| GS-AP-MW-35HO | 3/17/2020 8:40 | DO | 1.52 | mg/L |
| GS-AP-MW-35HO | 3/17/2020 8:40 | Depth to Water Detail | 247.08 | ft |
| GS-AP-MW-35HO | 3/17/2020 8:40 | Oxidation Reduction Potention | -90.03 | mv |
| GS-AP-MW-35HO | 3/17/2020 8:40 | pH | 8.28 | pH |
| GS-AP-MW-35HO | 3/17/2020 8:40 | Temperature | 16.88 | C |
| GS-AP-MW-35HO | 3/17/2020 8:40 | Turbidity | 9.82 | NTU |
| GS-AP-MW-35HO | 3/17/2020 8:45 | Conductivity | 642.04 | uS/cm |
| GS-AP-MW-35HO | 3/17/2020 8:45 | DO | 1.11 | mg/L |
| GS-AP-MW-35HO | 3/17/2020 8:45 | Depth to Water Detail | 247.23 | ft |
| GS-AP-MW-35HO | 3/17/2020 8:45 | Oxidation Reduction Potention | -105.77 | mv |
| GS-AP-MW-35HO | 3/17/2020 8:45 | pH | 8.33 | pH |
| GS-AP-MW-35HO | 3/17/2020 8:45 | Temperature | 16.98 | C |
| GS-AP-MW-35HO | 3/17/2020 8:45 | Turbidity | 7.68 | NTU |
| GS-AP-MW-35HO | 3/17/2020 8:50 | Conductivity | 624.41 | uS/cm |
| GS-AP-MW-35HO | 3/17/2020 8:50 | DO | 0.92 | mg/L |
| GS-AP-MW-35HO | 3/17/2020 8:50 | Depth to Water Detail | 247.41 | ft |
| GS-AP-MW-35HO | 3/17/2020 8:50 | Oxidation Reduction Potention | -118.32 | mv |
| GS-AP-MW-35HO | 3/17/2020 8:50 | pH | 8.38 | pH |
| GS-AP-MW-35HO | 3/17/2020 8:50 | Temperature | 17.03 | C |
| GS-AP-MW-35HO | 3/17/2020 8:50 | Turbidity | 5.97 | NTU |
| GS-AP-MW-35HO | 3/17/2020 8:55 | Conductivity | 611.95 | uS/cm |
| GS-AP-MW-35HO | 3/17/2020 8:55 | DO | 0.86 | mg/L |
| GS-AP-MW-35HO | 3/17/2020 8:55 | Depth to Water Detail | 247.5 | ft |
| GS-AP-MW-35HO | 3/17/2020 8:55 | Oxidation Reduction Potention | -122.7 | mv |
| GS-AP-MW-35HO | 3/17/2020 8:55 | pH | 8.36 | pH |
| GS-AP-MW-35HO | 3/17/2020 8:55 | Temperature | 17.1 | C |
| GS-AP-MW-35HO | 3/17/2020 8:55 | Turbidity | 4.69 | NTU |
| GS-AP-MW-35HO | 3/17/2020 9:00 | Conductivity | 597.97 | uS/cm |
| GS-AP-MW-35HO | 3/17/2020 9:00 | DO | 0.82 | mg/L |
| GS-AP-MW-35HO | 3/17/2020 9:00 | Depth to Water Detail | 247.57 | ft |
| GS-AP-MW-35HO | 3/17/2020 9:00 | Oxidation Reduction Potention | -128.06 | mv |

# Alabama Power Company
# Plant Gorgas Ash Pond

| WELL ID | READING TIME | DESCRIPTION | VALUE | UNIT |
|---|---|---|---|---|
| GS-AP-MW-35HO | 3/17/2020 9:00 | pH | 8.4 | pH |
| GS-AP-MW-35HO | 3/17/2020 9:00 | Temperature | 17.06 | C |
| GS-AP-MW-35HO | 3/17/2020 9:00 | Turbidity | 3.84 | NTU |

# Alabama Power Company
# Plant Gorgas Ash Pond

| WELL ID | READING TIME | DESCRIPTION | VALUE | UNIT |
|---|---|---|---|---|
| GS-AP-MW-36H | 3/17/2020 10:27 | Conductivity | 579.76 | uS/cm |
| GS-AP-MW-36H | 3/17/2020 10:27 | DO | 1.94 | mg/L |
| GS-AP-MW-36H | 3/17/2020 10:27 | Depth to Water Detail | 225.91 | ft |
| GS-AP-MW-36H | 3/17/2020 10:27 | Oxidation Reduction Potention | -3.52 | mv |
| GS-AP-MW-36H | 3/17/2020 10:27 | pH | 8.15 | pH |
| GS-AP-MW-36H | 3/17/2020 10:27 | Temperature | 18.19 | C |
| GS-AP-MW-36H | 3/17/2020 10:27 | Turbidity | 1.9 | NTU |
| GS-AP-MW-36H | 3/17/2020 10:32 | Conductivity | 545.95 | uS/cm |
| GS-AP-MW-36H | 3/17/2020 10:32 | DO | 1.12 | mg/L |
| GS-AP-MW-36H | 3/17/2020 10:32 | Depth to Water Detail | 226.51 | ft |
| GS-AP-MW-36H | 3/17/2020 10:32 | Oxidation Reduction Potention | -27.44 | mv |
| GS-AP-MW-36H | 3/17/2020 10:32 | pH | 8.34 | pH |
| GS-AP-MW-36H | 3/17/2020 10:32 | Temperature | 18.04 | C |
| GS-AP-MW-36H | 3/17/2020 10:32 | Turbidity | 1.56 | NTU |
| GS-AP-MW-36H | 3/17/2020 10:37 | Conductivity | 535.74 | uS/cm |
| GS-AP-MW-36H | 3/17/2020 10:37 | DO | 0.8 | mg/L |
| GS-AP-MW-36H | 3/17/2020 10:37 | Depth to Water Detail | 227.43 | ft |
| GS-AP-MW-36H | 3/17/2020 10:37 | Oxidation Reduction Potention | -43.89 | mv |
| GS-AP-MW-36H | 3/17/2020 10:37 | pH | 8.37 | pH |
| GS-AP-MW-36H | 3/17/2020 10:37 | Temperature | 18.08 | C |
| GS-AP-MW-36H | 3/17/2020 10:37 | Turbidity | 1.33 | NTU |
| GS-AP-MW-36H | 3/17/2020 10:42 | Conductivity | 539.43 | uS/cm |
| GS-AP-MW-36H | 3/17/2020 10:42 | DO | 0.67 | mg/L |
| GS-AP-MW-36H | 3/17/2020 10:42 | Depth to Water Detail | 227.95 | ft |
| GS-AP-MW-36H | 3/17/2020 10:42 | Oxidation Reduction Potention | -64.19 | mv |
| GS-AP-MW-36H | 3/17/2020 10:42 | pH | 8.42 | pH |
| GS-AP-MW-36H | 3/17/2020 10:42 | Temperature | 18.08 | C |
| GS-AP-MW-36H | 3/17/2020 10:42 | Turbidity | 1.22 | NTU |
| GS-AP-MW-36H | 3/17/2020 10:47 | Conductivity | 542.19 | uS/cm |
| GS-AP-MW-36H | 3/17/2020 10:47 | DO | 0.59 | mg/L |
| GS-AP-MW-36H | 3/17/2020 10:47 | Depth to Water Detail | 228.41 | ft |
| GS-AP-MW-36H | 3/17/2020 10:47 | Oxidation Reduction Potention | -76.9 | mv |
| GS-AP-MW-36H | 3/17/2020 10:47 | pH | 8.39 | pH |
| GS-AP-MW-36H | 3/17/2020 10:47 | Temperature | 18.23 | C |
| GS-AP-MW-36H | 3/17/2020 10:47 | Turbidity | 1.13 | NTU |
| GS-AP-MW-36H | 3/17/2020 10:52 | Conductivity | 539.75 | uS/cm |
| GS-AP-MW-36H | 3/17/2020 10:52 | DO | 0.51 | mg/L |
| GS-AP-MW-36H | 3/17/2020 10:52 | Depth to Water Detail | 229.02 | ft |
| GS-AP-MW-36H | 3/17/2020 10:52 | Oxidation Reduction Potention | -92.85 | mv |
| GS-AP-MW-36H | 3/17/2020 10:52 | pH | 8.44 | pH |
| GS-AP-MW-36H | 3/17/2020 10:52 | Temperature | 18.13 | C |
| GS-AP-MW-36H | 3/17/2020 10:52 | Turbidity | 1.18 | NTU |
| GS-AP-MW-36H | 3/17/2020 10:57 | Conductivity | 539.1 | uS/cm |
| GS-AP-MW-36H | 3/17/2020 10:57 | DO | 0.49 | mg/L |
| GS-AP-MW-36H | 3/17/2020 10:57 | Depth to Water Detail | 229.37 | ft |
| GS-AP-MW-36H | 3/17/2020 10:57 | Oxidation Reduction Potention | -99.86 | mv |

# Alabama Power Company
# Plant Gorgas Ash Pond

| WELL ID | READING TIME | DESCRIPTION | VALUE | UNIT |
|---|---|---|---|---|
| GS-AP-MW-36H | 3/17/2020 10:57 | pH | 8.4 | pH |
| GS-AP-MW-36H | 3/17/2020 10:57 | Temperature | 18.17 | C |
| GS-AP-MW-36H | 3/17/2020 10:57 | Turbidity | 1.29 | NTU |
| GS-AP-MW-36H | 3/17/2020 11:02 | Conductivity | 532.77 | uS/cm |
| GS-AP-MW-36H | 3/17/2020 11:02 | DO | 0.47 | mg/L |
| GS-AP-MW-36H | 3/17/2020 11:02 | Depth to Water Detail | 229.75 | ft |
| GS-AP-MW-36H | 3/17/2020 11:02 | Oxidation Reduction Potention | -108.99 | mv |
| GS-AP-MW-36H | 3/17/2020 11:02 | pH | 8.44 | pH |
| GS-AP-MW-36H | 3/17/2020 11:02 | Temperature | 18.06 | C |
| GS-AP-MW-36H | 3/17/2020 11:02 | Turbidity | 1.08 | NTU |
| GS-AP-MW-36H | 3/17/2020 11:07 | Conductivity | 530.15 | uS/cm |
| GS-AP-MW-36H | 3/17/2020 11:07 | DO | 0.45 | mg/L |
| GS-AP-MW-36H | 3/17/2020 11:07 | Depth to Water Detail | 230.04 | ft |
| GS-AP-MW-36H | 3/17/2020 11:07 | Oxidation Reduction Potention | -115.26 | mv |
| GS-AP-MW-36H | 3/17/2020 11:07 | pH | 8.44 | pH |
| GS-AP-MW-36H | 3/17/2020 11:07 | Temperature | 18.09 | C |
| GS-AP-MW-36H | 3/17/2020 11:07 | Turbidity | 0.99 | NTU |
| GS-AP-MW-36H | 3/17/2020 11:12 | Conductivity | 526.97 | uS/cm |
| GS-AP-MW-36H | 3/17/2020 11:12 | DO | 0.43 | mg/L |
| GS-AP-MW-36H | 3/17/2020 11:12 | Depth to Water Detail | 230.38 | ft |
| GS-AP-MW-36H | 3/17/2020 11:12 | Oxidation Reduction Potention | -119.6 | mv |
| GS-AP-MW-36H | 3/17/2020 11:12 | pH | 8.44 | pH |
| GS-AP-MW-36H | 3/17/2020 11:12 | Temperature | 17.99 | C |
| GS-AP-MW-36H | 3/17/2020 11:12 | Turbidity | 1.22 | NTU |
| GS-AP-MW-36H | 3/17/2020 11:17 | Conductivity | 530.87 | uS/cm |
| GS-AP-MW-36H | 3/17/2020 11:17 | DO | 0.44 | mg/L |
| GS-AP-MW-36H | 3/17/2020 11:17 | Depth to Water Detail | 230.57 | ft |
| GS-AP-MW-36H | 3/17/2020 11:17 | Oxidation Reduction Potention | -123.48 | mv |
| GS-AP-MW-36H | 3/17/2020 11:17 | pH | 8.45 | pH |
| GS-AP-MW-36H | 3/17/2020 11:17 | Temperature | 18.02 | C |
| GS-AP-MW-36H | 3/17/2020 11:17 | Turbidity | 1.07 | NTU |
| GS-AP-MW-36H | 3/17/2020 11:22 | Conductivity | 537.33 | uS/cm |
| GS-AP-MW-36H | 3/17/2020 11:22 | DO | 0.46 | mg/L |
| GS-AP-MW-36H | 3/17/2020 11:22 | Depth to Water Detail | 230.71 | ft |
| GS-AP-MW-36H | 3/17/2020 11:22 | Oxidation Reduction Potention | -126.65 | mv |
| GS-AP-MW-36H | 3/17/2020 11:22 | pH | 8.44 | pH |
| GS-AP-MW-36H | 3/17/2020 11:22 | Temperature | 18.03 | C |
| GS-AP-MW-36H | 3/17/2020 11:22 | Turbidity | 1.26 | NTU |
| GS-AP-MW-36H | 3/17/2020 11:27 | Conductivity | 540.23 | uS/cm |
| GS-AP-MW-36H | 3/17/2020 11:27 | DO | 0.42 | mg/L |
| GS-AP-MW-36H | 3/17/2020 11:27 | Depth to Water Detail | 230.94 | ft |
| GS-AP-MW-36H | 3/17/2020 11:27 | Oxidation Reduction Potention | -131.28 | mv |
| GS-AP-MW-36H | 3/17/2020 11:27 | pH | 8.45 | pH |
| GS-AP-MW-36H | 3/17/2020 11:27 | Temperature | 18 | C |
| GS-AP-MW-36H | 3/17/2020 11:27 | Turbidity | 1.06 | NTU |
| GS-AP-MW-36H | 3/17/2020 11:32 | Conductivity | 542.66 | uS/cm |

# Alabama Power Company
# Plant Gorgas Ash Pond

| WELL ID | READING TIME | DESCRIPTION | VALUE | UNIT |
|---|---|---|---|---|
| GS-AP-MW-36H | 3/17/2020 11:32 | DO | 0.41 | mg/L |
| GS-AP-MW-36H | 3/17/2020 11:32 | Depth to Water Detail | 231.07 | ft |
| GS-AP-MW-36H | 3/17/2020 11:32 | Oxidation Reduction Potention | -134.64 | mv |
| GS-AP-MW-36H | 3/17/2020 11:32 | pH | 8.44 | pH |
| GS-AP-MW-36H | 3/17/2020 11:32 | Temperature | 18.06 | C |
| GS-AP-MW-36H | 3/17/2020 11:32 | Turbidity | 1.04 | NTU |
| GS-AP-MW-36H | 3/17/2020 11:37 | Conductivity | 547.78 | uS/cm |
| GS-AP-MW-36H | 3/17/2020 11:37 | DO | 0.42 | mg/L |
| GS-AP-MW-36H | 3/17/2020 11:37 | Depth to Water Detail | 231.24 | ft |
| GS-AP-MW-36H | 3/17/2020 11:37 | Oxidation Reduction Potention | -136.67 | mv |
| GS-AP-MW-36H | 3/17/2020 11:37 | pH | 8.45 | pH |
| GS-AP-MW-36H | 3/17/2020 11:37 | Temperature | 18.22 | C |
| GS-AP-MW-36H | 3/17/2020 11:37 | Turbidity | 1.02 | NTU |
| GS-AP-MW-36H | 3/17/2020 11:42 | Conductivity | 555.93 | uS/cm |
| GS-AP-MW-36H | 3/17/2020 11:42 | DO | 0.42 | mg/L |
| GS-AP-MW-36H | 3/17/2020 11:42 | Depth to Water Detail | 231.34 | ft |
| GS-AP-MW-36H | 3/17/2020 11:42 | Oxidation Reduction Potention | -138.64 | mv |
| GS-AP-MW-36H | 3/17/2020 11:42 | pH | 8.44 | pH |
| GS-AP-MW-36H | 3/17/2020 11:42 | Temperature | 18.28 | C |
| GS-AP-MW-36H | 3/17/2020 11:42 | Turbidity | 1.16 | NTU |

# Alabama Power Company
# Plant Gorgas Ash Pond

| WELL ID | READING TIME | DESCRIPTION | VALUE | UNIT |
|---|---|---|---|---|
| GS-AP-MW-6D | 3/17/2020 12:20 | Conductivity | 493.78 | uS/cm |
| GS-AP-MW-6D | 3/17/2020 12:20 | DO | 0.15 | mg/L |
| GS-AP-MW-6D | 3/17/2020 12:20 | Depth to Water Detail | 11.22 | ft |
| GS-AP-MW-6D | 3/17/2020 12:20 | Oxidation Reduction Potention | -152.47 | mv |
| GS-AP-MW-6D | 3/17/2020 12:20 | pH | 7.4 | pH |
| GS-AP-MW-6D | 3/17/2020 12:20 | Temperature | 16.34 | C |
| GS-AP-MW-6D | 3/17/2020 12:20 | Turbidity | 1.47 | NTU |
| GS-AP-MW-6D | 3/17/2020 12:25 | Conductivity | 495.94 | uS/cm |
| GS-AP-MW-6D | 3/17/2020 12:25 | DO | 0.12 | mg/L |
| GS-AP-MW-6D | 3/17/2020 12:25 | Depth to Water Detail | 11.26 | ft |
| GS-AP-MW-6D | 3/17/2020 12:25 | Oxidation Reduction Potention | -167.56 | mv |
| GS-AP-MW-6D | 3/17/2020 12:25 | pH | 7.4 | pH |
| GS-AP-MW-6D | 3/17/2020 12:25 | Temperature | 16.41 | C |
| GS-AP-MW-6D | 3/17/2020 12:25 | Turbidity | 1.33 | NTU |
| GS-AP-MW-6D | 3/17/2020 12:30 | Conductivity | 497.39 | uS/cm |
| GS-AP-MW-6D | 3/17/2020 12:30 | DO | 0.12 | mg/L |
| GS-AP-MW-6D | 3/17/2020 12:30 | Depth to Water Detail | 11.31 | ft |
| GS-AP-MW-6D | 3/17/2020 12:30 | Oxidation Reduction Potention | -175.95 | mv |
| GS-AP-MW-6D | 3/17/2020 12:30 | pH | 7.38 | pH |
| GS-AP-MW-6D | 3/17/2020 12:30 | Temperature | 16.52 | C |
| GS-AP-MW-6D | 3/17/2020 12:30 | Turbidity | 0.98 | NTU |
| GS-AP-MW-6D | 3/17/2020 12:35 | Conductivity | 496.35 | uS/cm |
| GS-AP-MW-6D | 3/17/2020 12:35 | DO | 0.12 | mg/L |
| GS-AP-MW-6D | 3/17/2020 12:35 | Depth to Water Detail | 11.31 | ft |
| GS-AP-MW-6D | 3/17/2020 12:35 | Oxidation Reduction Potention | -184.37 | mv |
| GS-AP-MW-6D | 3/17/2020 12:35 | pH | 7.39 | pH |
| GS-AP-MW-6D | 3/17/2020 12:35 | Temperature | 16.59 | C |
| GS-AP-MW-6D | 3/17/2020 12:35 | Turbidity | 1.28 | NTU |

# Alabama Power Company
# Plant Gorgas Ash Pond

| WELL ID | READING TIME | DESCRIPTION | VALUE | UNIT |
|---|---|---|---|---|
| GS-AP-MW-6S | 3/17/2020 10:22 | Conductivity | 512.16 | uS/cm |
| GS-AP-MW-6S | 3/17/2020 10:22 | DO | 0.12 | mg/L |
| GS-AP-MW-6S | 3/17/2020 10:22 | Depth to Water Detail | 16.86 | ft |
| GS-AP-MW-6S | 3/17/2020 10:22 | Oxidation Reduction Potention | -112.67 | mv |
| GS-AP-MW-6S | 3/17/2020 10:22 | pH | 6.84 | pH |
| GS-AP-MW-6S | 3/17/2020 10:22 | Temperature | 15.56 | C |
| GS-AP-MW-6S | 3/17/2020 10:22 | Turbidity | 38.3 | NTU |
| GS-AP-MW-6S | 3/17/2020 10:27 | Conductivity | 503.71 | uS/cm |
| GS-AP-MW-6S | 3/17/2020 10:27 | DO | 0.1 | mg/L |
| GS-AP-MW-6S | 3/17/2020 10:27 | Depth to Water Detail | 16.86 | ft |
| GS-AP-MW-6S | 3/17/2020 10:27 | Oxidation Reduction Potention | -106.62 | mv |
| GS-AP-MW-6S | 3/17/2020 10:27 | pH | 6.84 | pH |
| GS-AP-MW-6S | 3/17/2020 10:27 | Temperature | 15.56 | C |
| GS-AP-MW-6S | 3/17/2020 10:27 | Turbidity | 28.2 | NTU |
| GS-AP-MW-6S | 3/17/2020 10:32 | Conductivity | 511.83 | uS/cm |
| GS-AP-MW-6S | 3/17/2020 10:32 | DO | 0.15 | mg/L |
| GS-AP-MW-6S | 3/17/2020 10:32 | Depth to Water Detail | 16.86 | ft |
| GS-AP-MW-6S | 3/17/2020 10:32 | Oxidation Reduction Potention | -99.22 | mv |
| GS-AP-MW-6S | 3/17/2020 10:32 | pH | 6.83 | pH |
| GS-AP-MW-6S | 3/17/2020 10:32 | Temperature | 15.53 | C |
| GS-AP-MW-6S | 3/17/2020 10:32 | Turbidity | 23.8 | NTU |
| GS-AP-MW-6S | 3/17/2020 10:37 | Conductivity | 489.45 | uS/cm |
| GS-AP-MW-6S | 3/17/2020 10:37 | DO | 0.43 | mg/L |
| GS-AP-MW-6S | 3/17/2020 10:37 | Depth to Water Detail | 16.86 | ft |
| GS-AP-MW-6S | 3/17/2020 10:37 | Oxidation Reduction Potention | -87.49 | mv |
| GS-AP-MW-6S | 3/17/2020 10:37 | pH | 6.84 | pH |
| GS-AP-MW-6S | 3/17/2020 10:37 | Temperature | 15.47 | C |
| GS-AP-MW-6S | 3/17/2020 10:37 | Turbidity | 13.4 | NTU |
| GS-AP-MW-6S | 3/17/2020 10:42 | Conductivity | 475.72 | uS/cm |
| GS-AP-MW-6S | 3/17/2020 10:42 | DO | 0.81 | mg/L |
| GS-AP-MW-6S | 3/17/2020 10:42 | Depth to Water Detail | 16.86 | ft |
| GS-AP-MW-6S | 3/17/2020 10:42 | Oxidation Reduction Potention | -78.52 | mv |
| GS-AP-MW-6S | 3/17/2020 10:42 | pH | 6.85 | pH |
| GS-AP-MW-6S | 3/17/2020 10:42 | Temperature | 15.46 | C |
| GS-AP-MW-6S | 3/17/2020 10:42 | Turbidity | 11.5 | NTU |
| GS-AP-MW-6S | 3/17/2020 10:47 | Conductivity | 465.1 | uS/cm |
| GS-AP-MW-6S | 3/17/2020 10:47 | DO | 1.39 | mg/L |
| GS-AP-MW-6S | 3/17/2020 10:47 | Depth to Water Detail | 16.86 | ft |
| GS-AP-MW-6S | 3/17/2020 10:47 | Oxidation Reduction Potention | -66.35 | mv |
| GS-AP-MW-6S | 3/17/2020 10:47 | pH | 6.86 | pH |
| GS-AP-MW-6S | 3/17/2020 10:47 | Temperature | 15.44 | C |
| GS-AP-MW-6S | 3/17/2020 10:47 | Turbidity | 11.9 | NTU |
| GS-AP-MW-6S | 3/17/2020 10:52 | Conductivity | 455.09 | uS/cm |
| GS-AP-MW-6S | 3/17/2020 10:52 | DO | 1.97 | mg/L |
| GS-AP-MW-6S | 3/17/2020 10:52 | Depth to Water Detail | 16.86 | ft |
| GS-AP-MW-6S | 3/17/2020 10:52 | Oxidation Reduction Potention | -56.78 | mv |

# Alabama Power Company
# Plant Gorgas Ash Pond

| WELL ID | READING TIME | DESCRIPTION | VALUE | UNIT |
|---|---|---|---|---|
| GS-AP-MW-6S | 3/17/2020 10:52 | pH | 6.88 | pH |
| GS-AP-MW-6S | 3/17/2020 10:52 | Temperature | 15.44 | C |
| GS-AP-MW-6S | 3/17/2020 10:52 | Turbidity | 7.89 | NTU |
| GS-AP-MW-6S | 3/17/2020 10:57 | Conductivity | 449.12 | uS/cm |
| GS-AP-MW-6S | 3/17/2020 10:57 | DO | 2.39 | mg/L |
| GS-AP-MW-6S | 3/17/2020 10:57 | Depth to Water Detail | 16.86 | ft |
| GS-AP-MW-6S | 3/17/2020 10:57 | Oxidation Reduction Potention | -49.85 | mv |
| GS-AP-MW-6S | 3/17/2020 10:57 | pH | 6.88 | pH |
| GS-AP-MW-6S | 3/17/2020 10:57 | Temperature | 15.4 | C |
| GS-AP-MW-6S | 3/17/2020 10:57 | Turbidity | 11.6 | NTU |
| GS-AP-MW-6S | 3/17/2020 11:02 | Conductivity | 454.12 | uS/cm |
| GS-AP-MW-6S | 3/17/2020 11:02 | DO | 2.6 | mg/L |
| GS-AP-MW-6S | 3/17/2020 11:02 | Depth to Water Detail | 16.86 | ft |
| GS-AP-MW-6S | 3/17/2020 11:02 | Oxidation Reduction Potention | -47.71 | mv |
| GS-AP-MW-6S | 3/17/2020 11:02 | pH | 6.89 | pH |
| GS-AP-MW-6S | 3/17/2020 11:02 | Temperature | 15.42 | C |
| GS-AP-MW-6S | 3/17/2020 11:02 | Turbidity | 6.23 | NTU |
| GS-AP-MW-6S | 3/17/2020 11:07 | Conductivity | 446.68 | uS/cm |
| GS-AP-MW-6S | 3/17/2020 11:07 | DO | 2.93 | mg/L |
| GS-AP-MW-6S | 3/17/2020 11:07 | Depth to Water Detail | 16.86 | ft |
| GS-AP-MW-6S | 3/17/2020 11:07 | Oxidation Reduction Potention | -43.91 | mv |
| GS-AP-MW-6S | 3/17/2020 11:07 | pH | 6.9 | pH |
| GS-AP-MW-6S | 3/17/2020 11:07 | Temperature | 15.34 | C |
| GS-AP-MW-6S | 3/17/2020 11:07 | Turbidity | 5.74 | NTU |
| GS-AP-MW-6S | 3/17/2020 11:12 | Conductivity | 439.62 | uS/cm |
| GS-AP-MW-6S | 3/17/2020 11:12 | DO | 3.12 | mg/L |
| GS-AP-MW-6S | 3/17/2020 11:12 | Depth to Water Detail | 16.86 | ft |
| GS-AP-MW-6S | 3/17/2020 11:12 | Oxidation Reduction Potention | -43.04 | mv |
| GS-AP-MW-6S | 3/17/2020 11:12 | pH | 6.91 | pH |
| GS-AP-MW-6S | 3/17/2020 11:12 | Temperature | 15.32 | C |
| GS-AP-MW-6S | 3/17/2020 11:12 | Turbidity | 4.23 | NTU |
| GS-AP-MW-6S | 3/17/2020 11:17 | Conductivity | 498.25 | uS/cm |
| GS-AP-MW-6S | 3/17/2020 11:17 | DO | 3.23 | mg/L |
| GS-AP-MW-6S | 3/17/2020 11:17 | Depth to Water Detail | 16.86 | ft |
| GS-AP-MW-6S | 3/17/2020 11:17 | Oxidation Reduction Potention | -43.03 | mv |
| GS-AP-MW-6S | 3/17/2020 11:17 | pH | 6.92 | pH |
| GS-AP-MW-6S | 3/17/2020 11:17 | Temperature | 15.32 | C |
| GS-AP-MW-6S | 3/17/2020 11:17 | Turbidity | 4.45 | NTU |
| GS-AP-MW-6S | 3/17/2020 11:22 | Conductivity | 496.82 | uS/cm |
| GS-AP-MW-6S | 3/17/2020 11:22 | DO | 3.34 | mg/L |
| GS-AP-MW-6S | 3/17/2020 11:22 | Depth to Water Detail | 16.86 | ft |
| GS-AP-MW-6S | 3/17/2020 11:22 | Oxidation Reduction Potention | -42.1 | mv |
| GS-AP-MW-6S | 3/17/2020 11:22 | pH | 6.92 | pH |
| GS-AP-MW-6S | 3/17/2020 11:22 | Temperature | 15.36 | C |
| GS-AP-MW-6S | 3/17/2020 11:22 | Turbidity | 4.54 | NTU |
| GS-AP-MW-6S | 3/17/2020 11:27 | Conductivity | 493.38 | uS/cm |

# Alabama Power Company
# Plant Gorgas Ash Pond

| WELL ID | READING TIME | DESCRIPTION | VALUE | UNIT |
|---|---|---|---|---|
| GS-AP-MW-6S | 3/17/2020 11:27 | DO | 3.47 | mg/L |
| GS-AP-MW-6S | 3/17/2020 11:27 | Depth to Water Detail | 16.86 | ft |
| GS-AP-MW-6S | 3/17/2020 11:27 | Oxidation Reduction Potention | -41.81 | mv |
| GS-AP-MW-6S | 3/17/2020 11:27 | pH | 6.92 | pH |
| GS-AP-MW-6S | 3/17/2020 11:27 | Temperature | 15.34 | C |
| GS-AP-MW-6S | 3/17/2020 11:27 | Turbidity | 3.82 | NTU |

# Alabama Power Company
# Plant Gorgas Ash Pond

| WELL ID | READING TIME | DESCRIPTION | VALUE | UNIT |
|---|---|---|---|---|
| GS-AP-MW-7 | 3/17/2020 15:04 | Conductivity | 524.79 | uS/cm |
| GS-AP-MW-7 | 3/17/2020 15:04 | DO | 0.45 | mg/L |
| GS-AP-MW-7 | 3/17/2020 15:04 | Depth to Water Detail | 10.47 | ft |
| GS-AP-MW-7 | 3/17/2020 15:04 | Oxidation Reduction Potention | -193.49 | mv |
| GS-AP-MW-7 | 3/17/2020 15:04 | pH | 7.57 | pH |
| GS-AP-MW-7 | 3/17/2020 15:04 | Temperature | 16.89 | C |
| GS-AP-MW-7 | 3/17/2020 15:04 | Turbidity | 3.97 | NTU |
| GS-AP-MW-7 | 3/17/2020 15:09 | Conductivity | 524.98 | uS/cm |
| GS-AP-MW-7 | 3/17/2020 15:09 | DO | 0.36 | mg/L |
| GS-AP-MW-7 | 3/17/2020 15:09 | Depth to Water Detail | 10.53 | ft |
| GS-AP-MW-7 | 3/17/2020 15:09 | Oxidation Reduction Potention | -187.11 | mv |
| GS-AP-MW-7 | 3/17/2020 15:09 | pH | 7.53 | pH |
| GS-AP-MW-7 | 3/17/2020 15:09 | Temperature | 16.95 | C |
| GS-AP-MW-7 | 3/17/2020 15:09 | Turbidity | 17.4 | NTU |
| GS-AP-MW-7 | 3/17/2020 15:14 | Conductivity | 524.6 | uS/cm |
| GS-AP-MW-7 | 3/17/2020 15:14 | DO | 0.32 | mg/L |
| GS-AP-MW-7 | 3/17/2020 15:14 | Depth to Water Detail | 10.68 | ft |
| GS-AP-MW-7 | 3/17/2020 15:14 | Oxidation Reduction Potention | -184.33 | mv |
| GS-AP-MW-7 | 3/17/2020 15:14 | pH | 7.51 | pH |
| GS-AP-MW-7 | 3/17/2020 15:14 | Temperature | 17 | C |
| GS-AP-MW-7 | 3/17/2020 15:14 | Turbidity | 26.2 | NTU |
| GS-AP-MW-7 | 3/17/2020 15:19 | Conductivity | 524.45 | uS/cm |
| GS-AP-MW-7 | 3/17/2020 15:19 | DO | 0.31 | mg/L |
| GS-AP-MW-7 | 3/17/2020 15:19 | Depth to Water Detail | 10.68 | ft |
| GS-AP-MW-7 | 3/17/2020 15:19 | Oxidation Reduction Potention | -183.03 | mv |
| GS-AP-MW-7 | 3/17/2020 15:19 | pH | 7.53 | pH |
| GS-AP-MW-7 | 3/17/2020 15:19 | Temperature | 16.96 | C |
| GS-AP-MW-7 | 3/17/2020 15:19 | Turbidity | 33.4 | NTU |
| GS-AP-MW-7 | 3/17/2020 15:24 | Conductivity | 524.46 | uS/cm |
| GS-AP-MW-7 | 3/17/2020 15:24 | DO | 0.3 | mg/L |
| GS-AP-MW-7 | 3/17/2020 15:24 | Depth to Water Detail | 10.71 | ft |
| GS-AP-MW-7 | 3/17/2020 15:24 | Oxidation Reduction Potention | -183.09 | mv |
| GS-AP-MW-7 | 3/17/2020 15:24 | pH | 7.54 | pH |
| GS-AP-MW-7 | 3/17/2020 15:24 | Temperature | 17.01 | C |
| GS-AP-MW-7 | 3/17/2020 15:24 | Turbidity | 38.69 | NTU |
| GS-AP-MW-7 | 3/17/2020 15:29 | Conductivity | 524.03 | uS/cm |
| GS-AP-MW-7 | 3/17/2020 15:29 | DO | 0.31 | mg/L |
| GS-AP-MW-7 | 3/17/2020 15:29 | Depth to Water Detail | 10.74 | ft |
| GS-AP-MW-7 | 3/17/2020 15:29 | Oxidation Reduction Potention | -183.68 | mv |
| GS-AP-MW-7 | 3/17/2020 15:29 | pH | 7.57 | pH |
| GS-AP-MW-7 | 3/17/2020 15:29 | Temperature | 17.01 | C |
| GS-AP-MW-7 | 3/17/2020 15:29 | Turbidity | 35.3 | NTU |
| GS-AP-MW-7 | 3/17/2020 15:34 | Conductivity | 524.25 | uS/cm |
| GS-AP-MW-7 | 3/17/2020 15:34 | DO | 0.3 | mg/L |
| GS-AP-MW-7 | 3/17/2020 15:34 | Depth to Water Detail | 10.78 | ft |
| GS-AP-MW-7 | 3/17/2020 15:34 | Oxidation Reduction Potention | -184.22 | mv |

# Alabama Power Company
# Plant Gorgas Ash Pond

| WELL ID | READING TIME | DESCRIPTION | VALUE | UNIT |
|---|---|---|---|---|
| GS-AP-MW-7 | 3/17/2020 15:34 | pH | 7.59 | pH |
| GS-AP-MW-7 | 3/17/2020 15:34 | Temperature | 17 | C |
| GS-AP-MW-7 | 3/17/2020 15:34 | Turbidity | 46.6 | NTU |
| GS-AP-MW-7 | 3/17/2020 15:39 | Conductivity | 524.36 | uS/cm |
| GS-AP-MW-7 | 3/17/2020 15:39 | DO | 0.31 | mg/L |
| GS-AP-MW-7 | 3/17/2020 15:39 | Depth to Water Detail | 10.82 | ft |
| GS-AP-MW-7 | 3/17/2020 15:39 | Oxidation Reduction Potention | -185.13 | mv |
| GS-AP-MW-7 | 3/17/2020 15:39 | pH | 7.61 | pH |
| GS-AP-MW-7 | 3/17/2020 15:39 | Temperature | 17.02 | C |
| GS-AP-MW-7 | 3/17/2020 15:39 | Turbidity | 38.2 | NTU |
| GS-AP-MW-7 | 3/17/2020 15:44 | Conductivity | 524.2 | uS/cm |
| GS-AP-MW-7 | 3/17/2020 15:44 | DO | 0.3 | mg/L |
| GS-AP-MW-7 | 3/17/2020 15:44 | Depth to Water Detail | 10.88 | ft |
| GS-AP-MW-7 | 3/17/2020 15:44 | Oxidation Reduction Potention | -185.58 | mv |
| GS-AP-MW-7 | 3/17/2020 15:44 | pH | 7.63 | pH |
| GS-AP-MW-7 | 3/17/2020 15:44 | Temperature | 17 | C |
| GS-AP-MW-7 | 3/17/2020 15:44 | Turbidity | 43.92 | NTU |
| GS-AP-MW-7 | 3/17/2020 15:49 | Conductivity | 523.99 | uS/cm |
| GS-AP-MW-7 | 3/17/2020 15:49 | DO | 0.3 | mg/L |
| GS-AP-MW-7 | 3/17/2020 15:49 | Depth to Water Detail | 10.88 | ft |
| GS-AP-MW-7 | 3/17/2020 15:49 | Oxidation Reduction Potention | -186.11 | mv |
| GS-AP-MW-7 | 3/17/2020 15:49 | pH | 7.64 | pH |
| GS-AP-MW-7 | 3/17/2020 15:49 | Temperature | 17.02 | C |
| GS-AP-MW-7 | 3/17/2020 15:49 | Turbidity | 46.5 | NTU |
| GS-AP-MW-7 | 3/17/2020 15:54 | Conductivity | 524.82 | uS/cm |
| GS-AP-MW-7 | 3/17/2020 15:54 | DO | 0.31 | mg/L |
| GS-AP-MW-7 | 3/17/2020 15:54 | Depth to Water Detail | 10.91 | ft |
| GS-AP-MW-7 | 3/17/2020 15:54 | Oxidation Reduction Potention | -186.7 | mv |
| GS-AP-MW-7 | 3/17/2020 15:54 | pH | 7.65 | pH |
| GS-AP-MW-7 | 3/17/2020 15:54 | Temperature | 17.01 | C |
| GS-AP-MW-7 | 3/17/2020 15:54 | Turbidity | 38.4 | NTU |
| GS-AP-MW-7 | 3/17/2020 15:59 | Conductivity | 523.71 | uS/cm |
| GS-AP-MW-7 | 3/17/2020 15:59 | DO | 0.31 | mg/L |
| GS-AP-MW-7 | 3/17/2020 15:59 | Depth to Water Detail | 10.94 | ft |
| GS-AP-MW-7 | 3/17/2020 15:59 | Oxidation Reduction Potention | -187.17 | mv |
| GS-AP-MW-7 | 3/17/2020 15:59 | pH | 7.67 | pH |
| GS-AP-MW-7 | 3/17/2020 15:59 | Temperature | 16.97 | C |
| GS-AP-MW-7 | 3/17/2020 15:59 | Turbidity | 41.8 | NTU |
| GS-AP-MW-7 | 3/17/2020 16:04 | Conductivity | 524.16 | uS/cm |
| GS-AP-MW-7 | 3/17/2020 16:04 | DO | 0.31 | mg/L |
| GS-AP-MW-7 | 3/17/2020 16:04 | Depth to Water Detail | 10.94 | ft |
| GS-AP-MW-7 | 3/17/2020 16:04 | Oxidation Reduction Potention | -187.97 | mv |
| GS-AP-MW-7 | 3/17/2020 16:04 | pH | 7.68 | pH |
| GS-AP-MW-7 | 3/17/2020 16:04 | Temperature | 16.95 | C |
| GS-AP-MW-7 | 3/17/2020 16:04 | Turbidity | 45.4 | NTU |
| GS-AP-MW-7 | 3/17/2020 16:09 | Conductivity | 524.07 | uS/cm |

# Alabama Power Company
# Plant Gorgas Ash Pond

| WELL ID | READING TIME | DESCRIPTION | VALUE | UNIT |
|---|---|---|---|---|
| GS-AP-MW-7 | 3/17/2020 16:09 | DO | 0.3 | mg/L |
| GS-AP-MW-7 | 3/17/2020 16:09 | Depth to Water Detail | 10.94 | ft |
| GS-AP-MW-7 | 3/17/2020 16:09 | Oxidation Reduction Potention | -188.77 | mv |
| GS-AP-MW-7 | 3/17/2020 16:09 | pH | 7.69 | pH |
| GS-AP-MW-7 | 3/17/2020 16:09 | Temperature | 17.06 | C |
| GS-AP-MW-7 | 3/17/2020 16:09 | Turbidity | 40.7 | NTU |
| GS-AP-MW-7 | 3/17/2020 16:14 | Conductivity | 524.07 | uS/cm |
| GS-AP-MW-7 | 3/17/2020 16:14 | DO | 0.31 | mg/L |
| GS-AP-MW-7 | 3/17/2020 16:14 | Depth to Water Detail | 10.94 | ft |
| GS-AP-MW-7 | 3/17/2020 16:14 | Oxidation Reduction Potention | -188.47 | mv |
| GS-AP-MW-7 | 3/17/2020 16:14 | pH | 7.69 | pH |
| GS-AP-MW-7 | 3/17/2020 16:14 | Temperature | 17 | C |
| GS-AP-MW-7 | 3/17/2020 16:14 | Turbidity | 35.3 | NTU |
| GS-AP-MW-7 | 3/17/2020 16:19 | Conductivity | 524.28 | uS/cm |
| GS-AP-MW-7 | 3/17/2020 16:19 | DO | 0.31 | mg/L |
| GS-AP-MW-7 | 3/17/2020 16:19 | Depth to Water Detail | 10.94 | ft |
| GS-AP-MW-7 | 3/17/2020 16:19 | Oxidation Reduction Potention | -188.61 | mv |
| GS-AP-MW-7 | 3/17/2020 16:19 | pH | 7.69 | pH |
| GS-AP-MW-7 | 3/17/2020 16:19 | Temperature | 17.01 | C |
| GS-AP-MW-7 | 3/17/2020 16:19 | Turbidity | 31.6 | NTU |
| GS-AP-MW-7 | 3/17/2020 16:24 | Conductivity | 523.6 | uS/cm |
| GS-AP-MW-7 | 3/17/2020 16:24 | DO | 0.31 | mg/L |
| GS-AP-MW-7 | 3/17/2020 16:24 | Depth to Water Detail | 10.94 | ft |
| GS-AP-MW-7 | 3/17/2020 16:24 | Oxidation Reduction Potention | -188.63 | mv |
| GS-AP-MW-7 | 3/17/2020 16:24 | pH | 7.7 | pH |
| GS-AP-MW-7 | 3/17/2020 16:24 | Temperature | 17 | C |
| GS-AP-MW-7 | 3/17/2020 16:24 | Turbidity | 41.1 | NTU |
| GS-AP-MW-7 | 3/17/2020 16:29 | Conductivity | 524.21 | uS/cm |
| GS-AP-MW-7 | 3/17/2020 16:29 | DO | 0.32 | mg/L |
| GS-AP-MW-7 | 3/17/2020 16:29 | Depth to Water Detail | 10.94 | ft |
| GS-AP-MW-7 | 3/17/2020 16:29 | Oxidation Reduction Potention | -189.31 | mv |
| GS-AP-MW-7 | 3/17/2020 16:29 | pH | 7.7 | pH |
| GS-AP-MW-7 | 3/17/2020 16:29 | Temperature | 16.91 | C |
| GS-AP-MW-7 | 3/17/2020 16:29 | Turbidity | 43.5 | NTU |
| GS-AP-MW-7 | 3/17/2020 16:34 | Conductivity | 524.25 | uS/cm |
| GS-AP-MW-7 | 3/17/2020 16:34 | DO | 0.3 | mg/L |
| GS-AP-MW-7 | 3/17/2020 16:34 | Depth to Water Detail | 10.94 | ft |
| GS-AP-MW-7 | 3/17/2020 16:34 | Oxidation Reduction Potention | -189.81 | mv |
| GS-AP-MW-7 | 3/17/2020 16:34 | pH | 7.71 | pH |
| GS-AP-MW-7 | 3/17/2020 16:34 | Temperature | 16.95 | C |
| GS-AP-MW-7 | 3/17/2020 16:34 | Turbidity | 39.8 | NTU |
| GS-AP-MW-7 | 3/17/2020 16:39 | Conductivity | 524.38 | uS/cm |
| GS-AP-MW-7 | 3/17/2020 16:39 | DO | 0.31 | mg/L |
| GS-AP-MW-7 | 3/17/2020 16:39 | Depth to Water Detail | 10.94 | ft |
| GS-AP-MW-7 | 3/17/2020 16:39 | Oxidation Reduction Potention | -190.16 | mv |
| GS-AP-MW-7 | 3/17/2020 16:39 | pH | 7.71 | pH |

# Alabama Power Company
# Plant Gorgas Ash Pond

| WELL ID | READING TIME | DESCRIPTION | VALUE | UNIT |
|---|---|---|---|---|
| GS-AP-MW-7 | 3/17/2020 16:39 | Temperature | 16.96 | C |
| GS-AP-MW-7 | 3/17/2020 16:39 | Turbidity | 31 | NTU |
| GS-AP-MW-7 | 3/17/2020 16:44 | Conductivity | 524.21 | uS/cm |
| GS-AP-MW-7 | 3/17/2020 16:44 | DO | 0.3 | mg/L |
| GS-AP-MW-7 | 3/17/2020 16:44 | Depth to Water Detail | 10.94 | ft |
| GS-AP-MW-7 | 3/17/2020 16:44 | Oxidation Reduction Potention | -189.61 | mv |
| GS-AP-MW-7 | 3/17/2020 16:44 | pH | 7.7 | pH |
| GS-AP-MW-7 | 3/17/2020 16:44 | Temperature | 17.02 | C |
| GS-AP-MW-7 | 3/17/2020 16:44 | Turbidity | 40 | NTU |
| GS-AP-MW-7 | 3/17/2020 16:49 | Conductivity | 525.22 | uS/cm |
| GS-AP-MW-7 | 3/17/2020 16:49 | DO | 0.3 | mg/L |
| GS-AP-MW-7 | 3/17/2020 16:49 | Depth to Water Detail | 10.94 | ft |
| GS-AP-MW-7 | 3/17/2020 16:49 | Oxidation Reduction Potention | -189.95 | mv |
| GS-AP-MW-7 | 3/17/2020 16:49 | pH | 7.71 | pH |
| GS-AP-MW-7 | 3/17/2020 16:49 | Temperature | 17 | C |
| GS-AP-MW-7 | 3/17/2020 16:49 | Turbidity | 41.3 | NTU |
| GS-AP-MW-7 | 3/17/2020 16:54 | Conductivity | 523.76 | uS/cm |
| GS-AP-MW-7 | 3/17/2020 16:54 | DO | 0.31 | mg/L |
| GS-AP-MW-7 | 3/17/2020 16:54 | Depth to Water Detail | 10.94 | ft |
| GS-AP-MW-7 | 3/17/2020 16:54 | Oxidation Reduction Potention | -190.29 | mv |
| GS-AP-MW-7 | 3/17/2020 16:54 | pH | 7.71 | pH |
| GS-AP-MW-7 | 3/17/2020 16:54 | Temperature | 16.93 | C |
| GS-AP-MW-7 | 3/17/2020 16:54 | Turbidity | 48.4 | NTU |
| GS-AP-MW-7 | 3/17/2020 16:59 | Conductivity | 524.45 | uS/cm |
| GS-AP-MW-7 | 3/17/2020 16:59 | DO | 0.31 | mg/L |
| GS-AP-MW-7 | 3/17/2020 16:59 | Depth to Water Detail | 10.94 | ft |
| GS-AP-MW-7 | 3/17/2020 16:59 | Oxidation Reduction Potention | -190.72 | mv |
| GS-AP-MW-7 | 3/17/2020 16:59 | pH | 7.72 | pH |
| GS-AP-MW-7 | 3/17/2020 16:59 | Temperature | 16.88 | C |
| GS-AP-MW-7 | 3/17/2020 16:59 | Turbidity | 49.1 | NTU |
| GS-AP-MW-7 | 3/17/2020 17:04 | Conductivity | 524.28 | uS/cm |
| GS-AP-MW-7 | 3/17/2020 17:04 | DO | 0.31 | mg/L |
| GS-AP-MW-7 | 3/17/2020 17:04 | Depth to Water Detail | 10.94 | ft |
| GS-AP-MW-7 | 3/17/2020 17:04 | Oxidation Reduction Potention | -190.7 | mv |
| GS-AP-MW-7 | 3/17/2020 17:04 | pH | 7.72 | pH |
| GS-AP-MW-7 | 3/17/2020 17:04 | Temperature | 16.89 | C |
| GS-AP-MW-7 | 3/17/2020 17:04 | Turbidity | 48.91 | NTU |

# Alabama Power Company
# Plant Gorgas Ash Pond

| WELL ID | READING TIME | DESCRIPTION | VALUE | UNIT |
|---|---|---|---|---|
| GS-AP-MW-8 | 3/18/2020 11:14 | Conductivity | 131.2 | uS/cm |
| GS-AP-MW-8 | 3/18/2020 11:14 | DO | 1.48 | mg/L |
| GS-AP-MW-8 | 3/18/2020 11:14 | Depth to Water Detail | 43.6 | ft |
| GS-AP-MW-8 | 3/18/2020 11:14 | Oxidation Reduction Potention | 141.56 | mv |
| GS-AP-MW-8 | 3/18/2020 11:14 | pH | 5.81 | pH |
| GS-AP-MW-8 | 3/18/2020 11:14 | Temperature | 19.65 | C |
| GS-AP-MW-8 | 3/18/2020 11:14 | Turbidity | 10.92 | NTU |
| GS-AP-MW-8 | 3/18/2020 11:19 | Conductivity | 131.03 | uS/cm |
| GS-AP-MW-8 | 3/18/2020 11:19 | DO | 1.2 | mg/L |
| GS-AP-MW-8 | 3/18/2020 11:19 | Depth to Water Detail | 43.74 | ft |
| GS-AP-MW-8 | 3/18/2020 11:19 | Oxidation Reduction Potention | 155.07 | mv |
| GS-AP-MW-8 | 3/18/2020 11:19 | pH | 5.81 | pH |
| GS-AP-MW-8 | 3/18/2020 11:19 | Temperature | 19.81 | C |
| GS-AP-MW-8 | 3/18/2020 11:19 | Turbidity | 5.37 | NTU |
| GS-AP-MW-8 | 3/18/2020 11:24 | Conductivity | 131.08 | uS/cm |
| GS-AP-MW-8 | 3/18/2020 11:24 | DO | 1.11 | mg/L |
| GS-AP-MW-8 | 3/18/2020 11:24 | Depth to Water Detail | 43.86 | ft |
| GS-AP-MW-8 | 3/18/2020 11:24 | Oxidation Reduction Potention | 163.3 | mv |
| GS-AP-MW-8 | 3/18/2020 11:24 | pH | 5.81 | pH |
| GS-AP-MW-8 | 3/18/2020 11:24 | Temperature | 19.76 | C |
| GS-AP-MW-8 | 3/18/2020 11:24 | Turbidity | 3.85 | NTU |
| GS-AP-MW-8 | 3/18/2020 11:29 | Conductivity | 131.01 | uS/cm |
| GS-AP-MW-8 | 3/18/2020 11:29 | DO | 1.06 | mg/L |
| GS-AP-MW-8 | 3/18/2020 11:29 | Depth to Water Detail | 44.11 | ft |
| GS-AP-MW-8 | 3/18/2020 11:29 | Oxidation Reduction Potention | 168.21 | mv |
| GS-AP-MW-8 | 3/18/2020 11:29 | pH | 5.82 | pH |
| GS-AP-MW-8 | 3/18/2020 11:29 | Temperature | 19.9 | C |
| GS-AP-MW-8 | 3/18/2020 11:29 | Turbidity | 2.7 | NTU |
| GS-AP-MW-8 | 3/18/2020 11:34 | Conductivity | 130.95 | uS/cm |
| GS-AP-MW-8 | 3/18/2020 11:34 | DO | 1.02 | mg/L |
| GS-AP-MW-8 | 3/18/2020 11:34 | Depth to Water Detail | 44.19 | ft |
| GS-AP-MW-8 | 3/18/2020 11:34 | Oxidation Reduction Potention | 175.09 | mv |
| GS-AP-MW-8 | 3/18/2020 11:34 | pH | 5.82 | pH |
| GS-AP-MW-8 | 3/18/2020 11:34 | Temperature | 19.53 | C |
| GS-AP-MW-8 | 3/18/2020 11:34 | Turbidity | 2.23 | NTU |
| GS-AP-MW-8 | 3/18/2020 11:39 | Conductivity | 130.76 | uS/cm |
| GS-AP-MW-8 | 3/18/2020 11:39 | DO | 1 | mg/L |
| GS-AP-MW-8 | 3/18/2020 11:39 | Depth to Water Detail | 44.28 | ft |
| GS-AP-MW-8 | 3/18/2020 11:39 | Oxidation Reduction Potention | 179.23 | mv |
| GS-AP-MW-8 | 3/18/2020 11:39 | pH | 5.81 | pH |
| GS-AP-MW-8 | 3/18/2020 11:39 | Temperature | 19.51 | C |
| GS-AP-MW-8 | 3/18/2020 11:39 | Turbidity | 2.11 | NTU |

# Alabama Power Company
# Plant Gorgas Ash Pond

| WELL ID | READING TIME | DESCRIPTION | VALUE | UNIT |
|---|---|---|---|---|
| GS-AP-MW-12 | 3/18/2020 12:53 | Conductivity | 389.87 | uS/cm |
| GS-AP-MW-12 | 3/18/2020 12:53 | DO | 0.67 | mg/L |
| GS-AP-MW-12 | 3/18/2020 12:53 | Depth to Water Detail | 72.98 | ft |
| GS-AP-MW-12 | 3/18/2020 12:53 | Oxidation Reduction Potention | -148.71 | mv |
| GS-AP-MW-12 | 3/18/2020 12:53 | pH | 7.4 | pH |
| GS-AP-MW-12 | 3/18/2020 12:53 | Temperature | 18.61 | C |
| GS-AP-MW-12 | 3/18/2020 12:53 | Turbidity | 9.16 | NTU |
| GS-AP-MW-12 | 3/18/2020 12:58 | Conductivity | 384.66 | uS/cm |
| GS-AP-MW-12 | 3/18/2020 12:58 | DO | 0.39 | mg/L |
| GS-AP-MW-12 | 3/18/2020 12:58 | Depth to Water Detail | 73.94 | ft |
| GS-AP-MW-12 | 3/18/2020 12:58 | Oxidation Reduction Potention | -145.04 | mv |
| GS-AP-MW-12 | 3/18/2020 12:58 | pH | 7.36 | pH |
| GS-AP-MW-12 | 3/18/2020 12:58 | Temperature | 18.62 | C |
| GS-AP-MW-12 | 3/18/2020 12:58 | Turbidity | 4.97 | NTU |
| GS-AP-MW-12 | 3/18/2020 13:03 | Conductivity | 381.42 | uS/cm |
| GS-AP-MW-12 | 3/18/2020 13:03 | DO | 0.31 | mg/L |
| GS-AP-MW-12 | 3/18/2020 13:03 | Depth to Water Detail | 75.21 | ft |
| GS-AP-MW-12 | 3/18/2020 13:03 | Oxidation Reduction Potention | -147.55 | mv |
| GS-AP-MW-12 | 3/18/2020 13:03 | pH | 7.44 | pH |
| GS-AP-MW-12 | 3/18/2020 13:03 | Temperature | 18.55 | C |
| GS-AP-MW-12 | 3/18/2020 13:03 | Turbidity | 12.56 | NTU |
| GS-AP-MW-12 | 3/18/2020 13:08 | Conductivity | 378.46 | uS/cm |
| GS-AP-MW-12 | 3/18/2020 13:08 | DO | 0.3 | mg/L |
| GS-AP-MW-12 | 3/18/2020 13:08 | Depth to Water Detail | 75.94 | ft |
| GS-AP-MW-12 | 3/18/2020 13:08 | Oxidation Reduction Potention | -151.62 | mv |
| GS-AP-MW-12 | 3/18/2020 13:08 | pH | 7.52 | pH |
| GS-AP-MW-12 | 3/18/2020 13:08 | Temperature | 18.63 | C |
| GS-AP-MW-12 | 3/18/2020 13:08 | Turbidity | 8.89 | NTU |
| GS-AP-MW-12 | 3/18/2020 13:13 | Conductivity | 376.46 | uS/cm |
| GS-AP-MW-12 | 3/18/2020 13:13 | DO | 0.29 | mg/L |
| GS-AP-MW-12 | 3/18/2020 13:13 | Depth to Water Detail | 76.93 | ft |
| GS-AP-MW-12 | 3/18/2020 13:13 | Oxidation Reduction Potention | -156.44 | mv |
| GS-AP-MW-12 | 3/18/2020 13:13 | pH | 7.59 | pH |
| GS-AP-MW-12 | 3/18/2020 13:13 | Temperature | 18.82 | C |
| GS-AP-MW-12 | 3/18/2020 13:13 | Turbidity | 5.99 | NTU |
| GS-AP-MW-12 | 3/18/2020 13:18 | Conductivity | 373.92 | uS/cm |
| GS-AP-MW-12 | 3/18/2020 13:18 | DO | 0.3 | mg/L |
| GS-AP-MW-12 | 3/18/2020 13:18 | Depth to Water Detail | 77.58 | ft |
| GS-AP-MW-12 | 3/18/2020 13:18 | Oxidation Reduction Potention | -159.65 | mv |
| GS-AP-MW-12 | 3/18/2020 13:18 | pH | 7.66 | pH |
| GS-AP-MW-12 | 3/18/2020 13:18 | Temperature | 18.5 | C |
| GS-AP-MW-12 | 3/18/2020 13:18 | Turbidity | 6 | NTU |
| GS-AP-MW-12 | 3/18/2020 13:23 | Conductivity | 372.29 | uS/cm |
| GS-AP-MW-12 | 3/18/2020 13:23 | DO | 0.3 | mg/L |
| GS-AP-MW-12 | 3/18/2020 13:23 | Depth to Water Detail | 78.28 | ft |
| GS-AP-MW-12 | 3/18/2020 13:23 | Oxidation Reduction Potention | -162.94 | mv |

# Alabama Power Company
# Plant Gorgas Ash Pond

| WELL ID | READING TIME | DESCRIPTION | VALUE | UNIT |
|---|---|---|---|---|
| GS-AP-MW-12 | 3/18/2020 13:23 | pH | 7.71 | pH |
| GS-AP-MW-12 | 3/18/2020 13:23 | Temperature | 18.52 | C |
| GS-AP-MW-12 | 3/18/2020 13:23 | Turbidity | 8.14 | NTU |
| GS-AP-MW-12 | 3/18/2020 13:28 | Conductivity | 371.06 | uS/cm |
| GS-AP-MW-12 | 3/18/2020 13:28 | DO | 0.3 | mg/L |
| GS-AP-MW-12 | 3/18/2020 13:28 | Depth to Water Detail | 78.88 | ft |
| GS-AP-MW-12 | 3/18/2020 13:28 | Oxidation Reduction Potention | -165.83 | mv |
| GS-AP-MW-12 | 3/18/2020 13:28 | pH | 7.76 | pH |
| GS-AP-MW-12 | 3/18/2020 13:28 | Temperature | 18.6 | C |
| GS-AP-MW-12 | 3/18/2020 13:28 | Turbidity | 8.21 | NTU |
| GS-AP-MW-12 | 3/18/2020 13:33 | Conductivity | 368.57 | uS/cm |
| GS-AP-MW-12 | 3/18/2020 13:33 | DO | 0.3 | mg/L |
| GS-AP-MW-12 | 3/18/2020 13:33 | Depth to Water Detail | 79.31 | ft |
| GS-AP-MW-12 | 3/18/2020 13:33 | Oxidation Reduction Potention | -168.4 | mv |
| GS-AP-MW-12 | 3/18/2020 13:33 | pH | 7.81 | pH |
| GS-AP-MW-12 | 3/18/2020 13:33 | Temperature | 18.62 | C |
| GS-AP-MW-12 | 3/18/2020 13:33 | Turbidity | 6.83 | NTU |
| GS-AP-MW-12 | 3/18/2020 13:38 | Conductivity | 367.44 | uS/cm |
| GS-AP-MW-12 | 3/18/2020 13:38 | DO | 0.3 | mg/L |
| GS-AP-MW-12 | 3/18/2020 13:38 | Depth to Water Detail | 79.77 | ft |
| GS-AP-MW-12 | 3/18/2020 13:38 | Oxidation Reduction Potention | -166.64 | mv |
| GS-AP-MW-12 | 3/18/2020 13:38 | pH | 7.79 | pH |
| GS-AP-MW-12 | 3/18/2020 13:38 | Temperature | 18.62 | C |
| GS-AP-MW-12 | 3/18/2020 13:38 | Turbidity | 5.88 | NTU |
| GS-AP-MW-12 | 3/18/2020 13:43 | Conductivity | 365.77 | uS/cm |
| GS-AP-MW-12 | 3/18/2020 13:43 | DO | 0.31 | mg/L |
| GS-AP-MW-12 | 3/18/2020 13:43 | Depth to Water Detail | 80.24 | ft |
| GS-AP-MW-12 | 3/18/2020 13:43 | Oxidation Reduction Potention | -161.31 | mv |
| GS-AP-MW-12 | 3/18/2020 13:43 | pH | 7.75 | pH |
| GS-AP-MW-12 | 3/18/2020 13:43 | Temperature | 18.52 | C |
| GS-AP-MW-12 | 3/18/2020 13:43 | Turbidity | 3.73 | NTU |
| GS-AP-MW-12 | 3/18/2020 13:48 | Conductivity | 366.73 | uS/cm |
| GS-AP-MW-12 | 3/18/2020 13:48 | DO | 0.31 | mg/L |
| GS-AP-MW-12 | 3/18/2020 13:48 | Depth to Water Detail | 80.64 | ft |
| GS-AP-MW-12 | 3/18/2020 13:48 | Oxidation Reduction Potention | -156.89 | mv |
| GS-AP-MW-12 | 3/18/2020 13:48 | pH | 7.7 | pH |
| GS-AP-MW-12 | 3/18/2020 13:48 | Temperature | 18.55 | C |
| GS-AP-MW-12 | 3/18/2020 13:48 | Turbidity | 3.88 | NTU |
| GS-AP-MW-12 | 3/18/2020 13:53 | Conductivity | 365.1 | uS/cm |
| GS-AP-MW-12 | 3/18/2020 13:53 | DO | 0.32 | mg/L |
| GS-AP-MW-12 | 3/18/2020 13:53 | Depth to Water Detail | 80.93 | ft |
| GS-AP-MW-12 | 3/18/2020 13:53 | Oxidation Reduction Potention | -153.34 | mv |
| GS-AP-MW-12 | 3/18/2020 13:53 | pH | 7.66 | pH |
| GS-AP-MW-12 | 3/18/2020 13:53 | Temperature | 18.74 | C |
| GS-AP-MW-12 | 3/18/2020 13:53 | Turbidity | 3.25 | NTU |
| GS-AP-MW-12 | 3/18/2020 13:58 | Conductivity | 364.22 | uS/cm |

# Alabama Power Company
# Plant Gorgas Ash Pond

| WELL ID | READING TIME | DESCRIPTION | VALUE | UNIT |
|---|---|---|---|---|
| GS-AP-MW-12 | 3/18/2020 13:58 | DO | 0.31 | mg/L |
| GS-AP-MW-12 | 3/18/2020 13:58 | Depth to Water Detail | 81.14 | ft |
| GS-AP-MW-12 | 3/18/2020 13:58 | Oxidation Reduction Potention | -151.01 | mv |
| GS-AP-MW-12 | 3/18/2020 13:58 | pH | 7.64 | pH |
| GS-AP-MW-12 | 3/18/2020 13:58 | Temperature | 18.55 | C |
| GS-AP-MW-12 | 3/18/2020 13:58 | Turbidity | 3.01 | NTU |
| GS-AP-MW-12 | 3/18/2020 14:03 | Conductivity | 364.85 | uS/cm |
| GS-AP-MW-12 | 3/18/2020 14:03 | DO | 0.32 | mg/L |
| GS-AP-MW-12 | 3/18/2020 14:03 | Depth to Water Detail | 81.44 | ft |
| GS-AP-MW-12 | 3/18/2020 14:03 | Oxidation Reduction Potention | -148.56 | mv |
| GS-AP-MW-12 | 3/18/2020 14:03 | pH | 7.6 | pH |
| GS-AP-MW-12 | 3/18/2020 14:03 | Temperature | 18.9 | C |
| GS-AP-MW-12 | 3/18/2020 14:03 | Turbidity | 3.08 | NTU |
| GS-AP-MW-12 | 3/18/2020 14:08 | Conductivity | 362.89 | uS/cm |
| GS-AP-MW-12 | 3/18/2020 14:08 | DO | 0.31 | mg/L |
| GS-AP-MW-12 | 3/18/2020 14:08 | Depth to Water Detail | 81.72 | ft |
| GS-AP-MW-12 | 3/18/2020 14:08 | Oxidation Reduction Potention | -145.17 | mv |
| GS-AP-MW-12 | 3/18/2020 14:08 | pH | 7.56 | pH |
| GS-AP-MW-12 | 3/18/2020 14:08 | Temperature | 18.67 | C |
| GS-AP-MW-12 | 3/18/2020 14:08 | Turbidity | 1.83 | NTU |
| GS-AP-MW-12 | 3/18/2020 14:13 | Conductivity | 361.79 | uS/cm |
| GS-AP-MW-12 | 3/18/2020 14:13 | DO | 0.32 | mg/L |
| GS-AP-MW-12 | 3/18/2020 14:13 | Depth to Water Detail | 81.81 | ft |
| GS-AP-MW-12 | 3/18/2020 14:13 | Oxidation Reduction Potention | -145.15 | mv |
| GS-AP-MW-12 | 3/18/2020 14:13 | pH | 7.57 | pH |
| GS-AP-MW-12 | 3/18/2020 14:13 | Temperature | 18.49 | C |
| GS-AP-MW-12 | 3/18/2020 14:13 | Turbidity | 2.1 | NTU |
| GS-AP-MW-12 | 3/18/2020 14:18 | Conductivity | 362.88 | uS/cm |
| GS-AP-MW-12 | 3/18/2020 14:18 | DO | 0.32 | mg/L |
| GS-AP-MW-12 | 3/18/2020 14:18 | Depth to Water Detail | 81.98 | ft |
| GS-AP-MW-12 | 3/18/2020 14:18 | Oxidation Reduction Potention | -144.01 | mv |
| GS-AP-MW-12 | 3/18/2020 14:18 | pH | 7.56 | pH |
| GS-AP-MW-12 | 3/18/2020 14:18 | Temperature | 18.51 | C |
| GS-AP-MW-12 | 3/18/2020 14:18 | Turbidity | 2.05 | NTU |

# Alabama Power Company
# Plant Gorgas Ash Pond

| WELL ID | READING TIME | DESCRIPTION | VALUE | UNIT |
|---|---|---|---|---|
| GS-AP-MW-18 | 3/18/2020 15:49 | Conductivity | 968.14 | uS/cm |
| GS-AP-MW-18 | 3/18/2020 15:49 | DO | 0.19 | mg/L |
| GS-AP-MW-18 | 3/18/2020 15:49 | Depth to Water Detail | 43.6 | ft |
| GS-AP-MW-18 | 3/18/2020 15:49 | Oxidation Reduction Potention | -93.34 | mv |
| GS-AP-MW-18 | 3/18/2020 15:49 | pH | 6.82 | pH |
| GS-AP-MW-18 | 3/18/2020 15:49 | Temperature | 17.07 | C |
| GS-AP-MW-18 | 3/18/2020 15:49 | Turbidity | 20.8 | NTU |
| GS-AP-MW-18 | 3/18/2020 15:54 | Conductivity | 973.62 | uS/cm |
| GS-AP-MW-18 | 3/18/2020 15:54 | DO | 0.23 | mg/L |
| GS-AP-MW-18 | 3/18/2020 15:54 | Depth to Water Detail | 43.96 | ft |
| GS-AP-MW-18 | 3/18/2020 15:54 | Oxidation Reduction Potention | -87.02 | mv |
| GS-AP-MW-18 | 3/18/2020 15:54 | pH | 6.78 | pH |
| GS-AP-MW-18 | 3/18/2020 15:54 | Temperature | 16.7 | C |
| GS-AP-MW-18 | 3/18/2020 15:54 | Turbidity | 12 | NTU |
| GS-AP-MW-18 | 3/18/2020 15:59 | Conductivity | 969.31 | uS/cm |
| GS-AP-MW-18 | 3/18/2020 15:59 | DO | 0.17 | mg/L |
| GS-AP-MW-18 | 3/18/2020 15:59 | Depth to Water Detail | 44.03 | ft |
| GS-AP-MW-18 | 3/18/2020 15:59 | Oxidation Reduction Potention | -95.48 | mv |
| GS-AP-MW-18 | 3/18/2020 15:59 | pH | 6.78 | pH |
| GS-AP-MW-18 | 3/18/2020 15:59 | Temperature | 16.7 | C |
| GS-AP-MW-18 | 3/18/2020 15:59 | Turbidity | 12.1 | NTU |
| GS-AP-MW-18 | 3/18/2020 16:04 | Conductivity | 960.1 | uS/cm |
| GS-AP-MW-18 | 3/18/2020 16:04 | DO | 0.16 | mg/L |
| GS-AP-MW-18 | 3/18/2020 16:04 | Depth to Water Detail | 44.09 | ft |
| GS-AP-MW-18 | 3/18/2020 16:04 | Oxidation Reduction Potention | -103.93 | mv |
| GS-AP-MW-18 | 3/18/2020 16:04 | pH | 6.81 | pH |
| GS-AP-MW-18 | 3/18/2020 16:04 | Temperature | 16.72 | C |
| GS-AP-MW-18 | 3/18/2020 16:04 | Turbidity | 8.37 | NTU |
| GS-AP-MW-18 | 3/18/2020 16:09 | Conductivity | 953.38 | uS/cm |
| GS-AP-MW-18 | 3/18/2020 16:09 | DO | 0.16 | mg/L |
| GS-AP-MW-18 | 3/18/2020 16:09 | Depth to Water Detail | 44.09 | ft |
| GS-AP-MW-18 | 3/18/2020 16:09 | Oxidation Reduction Potention | -110.91 | mv |
| GS-AP-MW-18 | 3/18/2020 16:09 | pH | 6.84 | pH |
| GS-AP-MW-18 | 3/18/2020 16:09 | Temperature | 16.76 | C |
| GS-AP-MW-18 | 3/18/2020 16:09 | Turbidity | 9.71 | NTU |
| GS-AP-MW-18 | 3/18/2020 16:14 | Conductivity | 946.37 | uS/cm |
| GS-AP-MW-18 | 3/18/2020 16:14 | DO | 0.16 | mg/L |
| GS-AP-MW-18 | 3/18/2020 16:14 | Depth to Water Detail | 44.09 | ft |
| GS-AP-MW-18 | 3/18/2020 16:14 | Oxidation Reduction Potention | -117.98 | mv |
| GS-AP-MW-18 | 3/18/2020 16:14 | pH | 6.89 | pH |
| GS-AP-MW-18 | 3/18/2020 16:14 | Temperature | 16.75 | C |
| GS-AP-MW-18 | 3/18/2020 16:14 | Turbidity | 7.68 | NTU |
| GS-AP-MW-18 | 3/18/2020 16:19 | Conductivity | 938.3 | uS/cm |
| GS-AP-MW-18 | 3/18/2020 16:19 | DO | 0.15 | mg/L |
| GS-AP-MW-18 | 3/18/2020 16:19 | Depth to Water Detail | 44.09 | ft |
| GS-AP-MW-18 | 3/18/2020 16:19 | Oxidation Reduction Potention | -123.47 | mv |

# Alabama Power Company
# Plant Gorgas Ash Pond

| WELL ID | READING TIME | DESCRIPTION | VALUE | UNIT |
|---|---|---|---|---|
| GS-AP-MW-18 | 3/18/2020 16:19 | pH | 6.92 | pH |
| GS-AP-MW-18 | 3/18/2020 16:19 | Temperature | 16.69 | C |
| GS-AP-MW-18 | 3/18/2020 16:19 | Turbidity | 10.04 | NTU |
| GS-AP-MW-18 | 3/18/2020 16:24 | Conductivity | 927.1 | uS/cm |
| GS-AP-MW-18 | 3/18/2020 16:24 | DO | 0.15 | mg/L |
| GS-AP-MW-18 | 3/18/2020 16:24 | Depth to Water Detail | 44.09 | ft |
| GS-AP-MW-18 | 3/18/2020 16:24 | Oxidation Reduction Potention | -129.59 | mv |
| GS-AP-MW-18 | 3/18/2020 16:24 | pH | 6.96 | pH |
| GS-AP-MW-18 | 3/18/2020 16:24 | Temperature | 16.67 | C |
| GS-AP-MW-18 | 3/18/2020 16:24 | Turbidity | 11.13 | NTU |
| GS-AP-MW-18 | 3/18/2020 16:29 | Conductivity | 922.27 | uS/cm |
| GS-AP-MW-18 | 3/18/2020 16:29 | DO | 0.15 | mg/L |
| GS-AP-MW-18 | 3/18/2020 16:29 | Depth to Water Detail | 44.09 | ft |
| GS-AP-MW-18 | 3/18/2020 16:29 | Oxidation Reduction Potention | -134.06 | mv |
| GS-AP-MW-18 | 3/18/2020 16:29 | pH | 6.99 | pH |
| GS-AP-MW-18 | 3/18/2020 16:29 | Temperature | 16.71 | C |
| GS-AP-MW-18 | 3/18/2020 16:29 | Turbidity | 9.22 | NTU |

# Alabama Power Company
# Plant Gorgas Ash Pond

| WELL ID | READING TIME | DESCRIPTION | VALUE | UNIT |
|---|---|---|---|---|
| GS-AP-MW-23H | 3/17/2020 13:34 | Conductivity | 825.39 | uS/cm |
| GS-AP-MW-23H | 3/17/2020 13:34 | DO | 0.2 | mg/L |
| GS-AP-MW-23H | 3/17/2020 13:34 | Depth to Water Detail | 29.03 | ft |
| GS-AP-MW-23H | 3/17/2020 13:34 | Oxidation Reduction Potention | -38.87 | mv |
| GS-AP-MW-23H | 3/17/2020 13:34 | pH | 5.93 | pH |
| GS-AP-MW-23H | 3/17/2020 13:34 | Temperature | 18.04 | C |
| GS-AP-MW-23H | 3/17/2020 13:34 | Turbidity | 2.91 | NTU |
| GS-AP-MW-23H | 3/17/2020 13:39 | Conductivity | 824.17 | uS/cm |
| GS-AP-MW-23H | 3/17/2020 13:39 | DO | 0.17 | mg/L |
| GS-AP-MW-23H | 3/17/2020 13:39 | Depth to Water Detail | 29.03 | ft |
| GS-AP-MW-23H | 3/17/2020 13:39 | Oxidation Reduction Potention | -35.99 | mv |
| GS-AP-MW-23H | 3/17/2020 13:39 | pH | 5.91 | pH |
| GS-AP-MW-23H | 3/17/2020 13:39 | Temperature | 18.09 | C |
| GS-AP-MW-23H | 3/17/2020 13:39 | Turbidity | 1.82 | NTU |
| GS-AP-MW-23H | 3/17/2020 13:44 | Conductivity | 825.37 | uS/cm |
| GS-AP-MW-23H | 3/17/2020 13:44 | DO | 0.15 | mg/L |
| GS-AP-MW-23H | 3/17/2020 13:44 | Depth to Water Detail | 29.03 | ft |
| GS-AP-MW-23H | 3/17/2020 13:44 | Oxidation Reduction Potention | -36.12 | mv |
| GS-AP-MW-23H | 3/17/2020 13:44 | pH | 5.93 | pH |
| GS-AP-MW-23H | 3/17/2020 13:44 | Temperature | 18.08 | C |
| GS-AP-MW-23H | 3/17/2020 13:44 | Turbidity | 1.61 | NTU |
| GS-AP-MW-23H | 3/17/2020 13:49 | Conductivity | 827.1 | uS/cm |
| GS-AP-MW-23H | 3/17/2020 13:49 | DO | 0.15 | mg/L |
| GS-AP-MW-23H | 3/17/2020 13:49 | Depth to Water Detail | 29.03 | ft |
| GS-AP-MW-23H | 3/17/2020 13:49 | Oxidation Reduction Potention | -37.21 | mv |
| GS-AP-MW-23H | 3/17/2020 13:49 | pH | 5.95 | pH |
| GS-AP-MW-23H | 3/17/2020 13:49 | Temperature | 18.05 | C |
| GS-AP-MW-23H | 3/17/2020 13:49 | Turbidity | 1.71 | NTU |

# Alabama Power Company
# Plant Gorgas Ash Pond

| WELL ID | READING TIME | DESCRIPTION | VALUE | UNIT |
|---|---|---|---|---|
| GS-AP-MW-24H | 3/18/2020 10:17 | Conductivity | 420.57 | uS/cm |
| GS-AP-MW-24H | 3/18/2020 10:17 | DO | 0.11 | mg/L |
| GS-AP-MW-24H | 3/18/2020 10:17 | Depth to Water Detail | 6.24 | ft |
| GS-AP-MW-24H | 3/18/2020 10:17 | Oxidation Reduction Potention | -108.74 | mv |
| GS-AP-MW-24H | 3/18/2020 10:17 | pH | 7.06 | pH |
| GS-AP-MW-24H | 3/18/2020 10:17 | Temperature | 17.53 | C |
| GS-AP-MW-24H | 3/18/2020 10:17 | Turbidity | 4.03 | NTU |
| GS-AP-MW-24H | 3/18/2020 10:22 | Conductivity | 420.42 | uS/cm |
| GS-AP-MW-24H | 3/18/2020 10:22 | DO | 0.1 | mg/L |
| GS-AP-MW-24H | 3/18/2020 10:22 | Depth to Water Detail | 6.36 | ft |
| GS-AP-MW-24H | 3/18/2020 10:22 | Oxidation Reduction Potention | -108.22 | mv |
| GS-AP-MW-24H | 3/18/2020 10:22 | pH | 7.04 | pH |
| GS-AP-MW-24H | 3/18/2020 10:22 | Temperature | 17.58 | C |
| GS-AP-MW-24H | 3/18/2020 10:22 | Turbidity | 4.16 | NTU |
| GS-AP-MW-24H | 3/18/2020 10:27 | Conductivity | 419.97 | uS/cm |
| GS-AP-MW-24H | 3/18/2020 10:27 | DO | 0.1 | mg/L |
| GS-AP-MW-24H | 3/18/2020 10:27 | Depth to Water Detail | 6.44 | ft |
| GS-AP-MW-24H | 3/18/2020 10:27 | Oxidation Reduction Potention | -104.74 | mv |
| GS-AP-MW-24H | 3/18/2020 10:27 | pH | 6.99 | pH |
| GS-AP-MW-24H | 3/18/2020 10:27 | Temperature | 17.6 | C |
| GS-AP-MW-24H | 3/18/2020 10:27 | Turbidity | 4.77 | NTU |
| GS-AP-MW-24H | 3/18/2020 10:32 | Conductivity | 421.28 | uS/cm |
| GS-AP-MW-24H | 3/18/2020 10:32 | DO | 0.1 | mg/L |
| GS-AP-MW-24H | 3/18/2020 10:32 | Depth to Water Detail | 6.44 | ft |
| GS-AP-MW-24H | 3/18/2020 10:32 | Oxidation Reduction Potention | -105.27 | mv |
| GS-AP-MW-24H | 3/18/2020 10:32 | pH | 7 | pH |
| GS-AP-MW-24H | 3/18/2020 10:32 | Temperature | 17.68 | C |
| GS-AP-MW-24H | 3/18/2020 10:32 | Turbidity | 4.51 | NTU |

# Alabama Power Company
# Plant Gorgas Ash Pond

| WELL ID | READING TIME | DESCRIPTION | VALUE | UNIT |
|---|---|---|---|---|
| GS-AP-MW-41HD | 3/18/2020 9:21 | Conductivity | 479.77 | uS/cm |
| GS-AP-MW-41HD | 3/18/2020 9:21 | DO | 0.19 | mg/L |
| GS-AP-MW-41HD | 3/18/2020 9:21 | Depth to Water Detail | 2.96 | ft |
| GS-AP-MW-41HD | 3/18/2020 9:21 | Oxidation Reduction Potention | -25 | mv |
| GS-AP-MW-41HD | 3/18/2020 9:21 | pH | 7.17 | pH |
| GS-AP-MW-41HD | 3/18/2020 9:21 | Temperature | 15.94 | C |
| GS-AP-MW-41HD | 3/18/2020 9:21 | Turbidity | 13.2 | NTU |
| GS-AP-MW-41HD | 3/18/2020 9:26 | Conductivity | 477.22 | uS/cm |
| GS-AP-MW-41HD | 3/18/2020 9:26 | DO | 0.15 | mg/L |
| GS-AP-MW-41HD | 3/18/2020 9:26 | Depth to Water Detail | 3.09 | ft |
| GS-AP-MW-41HD | 3/18/2020 9:26 | Oxidation Reduction Potention | -26.04 | mv |
| GS-AP-MW-41HD | 3/18/2020 9:26 | pH | 7.18 | pH |
| GS-AP-MW-41HD | 3/18/2020 9:26 | Temperature | 16.06 | C |
| GS-AP-MW-41HD | 3/18/2020 9:26 | Turbidity | 3.08 | NTU |
| GS-AP-MW-41HD | 3/18/2020 9:31 | Conductivity | 476.82 | uS/cm |
| GS-AP-MW-41HD | 3/18/2020 9:31 | DO | 0.14 | mg/L |
| GS-AP-MW-41HD | 3/18/2020 9:31 | Depth to Water Detail | 3.27 | ft |
| GS-AP-MW-41HD | 3/18/2020 9:31 | Oxidation Reduction Potention | -28.88 | mv |
| GS-AP-MW-41HD | 3/18/2020 9:31 | pH | 7.21 | pH |
| GS-AP-MW-41HD | 3/18/2020 9:31 | Temperature | 16.14 | C |
| GS-AP-MW-41HD | 3/18/2020 9:31 | Turbidity | 2.58 | NTU |
| GS-AP-MW-41HD | 3/18/2020 9:36 | Conductivity | 476.11 | uS/cm |
| GS-AP-MW-41HD | 3/18/2020 9:36 | DO | 0.14 | mg/L |
| GS-AP-MW-41HD | 3/18/2020 9:36 | Depth to Water Detail | 3.29 | ft |
| GS-AP-MW-41HD | 3/18/2020 9:36 | Oxidation Reduction Potention | -27.76 | mv |
| GS-AP-MW-41HD | 3/18/2020 9:36 | pH | 7.2 | pH |
| GS-AP-MW-41HD | 3/18/2020 9:36 | Temperature | 16.15 | C |
| GS-AP-MW-41HD | 3/18/2020 9:36 | Turbidity | 2.45 | NTU |

# Alabama Power Company
# Plant Gorgas Ash Pond

| WELL ID | READING TIME | DESCRIPTION | VALUE | UNIT |
|---|---|---|---|---|
| GS-AP-MW-2 | 3/25/2020 8:08 | Conductivity | 553.47 | uS/cm |
| GS-AP-MW-2 | 3/25/2020 8:08 | DO | 2.12 | mg/L |
| GS-AP-MW-2 | 3/25/2020 8:08 | Depth to Water Detail | 146.55 | ft |
| GS-AP-MW-2 | 3/25/2020 8:08 | Oxidation Reduction Potention | -103.12 | mv |
| GS-AP-MW-2 | 3/25/2020 8:08 | pH | 8.91 | pH |
| GS-AP-MW-2 | 3/25/2020 8:08 | Temperature | 16.82 | C |
| GS-AP-MW-2 | 3/25/2020 8:08 | Turbidity | 1.89 | NTU |
| GS-AP-MW-2 | 3/25/2020 8:13 | Conductivity | 545.67 | uS/cm |
| GS-AP-MW-2 | 3/25/2020 8:13 | DO | 1.11 | mg/L |
| GS-AP-MW-2 | 3/25/2020 8:13 | Depth to Water Detail | 146.55 | ft |
| GS-AP-MW-2 | 3/25/2020 8:13 | Oxidation Reduction Potention | -126.08 | mv |
| GS-AP-MW-2 | 3/25/2020 8:13 | pH | 9.14 | pH |
| GS-AP-MW-2 | 3/25/2020 8:13 | Temperature | 16.81 | C |
| GS-AP-MW-2 | 3/25/2020 8:13 | Turbidity | 1.76 | NTU |
| GS-AP-MW-2 | 3/25/2020 8:18 | Conductivity | 540.61 | uS/cm |
| GS-AP-MW-2 | 3/25/2020 8:18 | DO | 0.87 | mg/L |
| GS-AP-MW-2 | 3/25/2020 8:18 | Depth to Water Detail | 146.55 | ft |
| GS-AP-MW-2 | 3/25/2020 8:18 | Oxidation Reduction Potention | -134.93 | mv |
| GS-AP-MW-2 | 3/25/2020 8:18 | pH | 9.22 | pH |
| GS-AP-MW-2 | 3/25/2020 8:18 | Temperature | 16.85 | C |
| GS-AP-MW-2 | 3/25/2020 8:18 | Turbidity | 1.64 | NTU |
| GS-AP-MW-2 | 3/25/2020 8:23 | Conductivity | 539.67 | uS/cm |
| GS-AP-MW-2 | 3/25/2020 8:23 | DO | 0.77 | mg/L |
| GS-AP-MW-2 | 3/25/2020 8:23 | Depth to Water Detail | 146.55 | ft |
| GS-AP-MW-2 | 3/25/2020 8:23 | Oxidation Reduction Potention | -143.04 | mv |
| GS-AP-MW-2 | 3/25/2020 8:23 | pH | 9.26 | pH |
| GS-AP-MW-2 | 3/25/2020 8:23 | Temperature | 16.84 | C |
| GS-AP-MW-2 | 3/25/2020 8:23 | Turbidity | 1.51 | NTU |
| GS-AP-MW-2 | 3/25/2020 8:28 | Conductivity | 536.55 | uS/cm |
| GS-AP-MW-2 | 3/25/2020 8:28 | DO | 0.74 | mg/L |
| GS-AP-MW-2 | 3/25/2020 8:28 | Depth to Water Detail | 146.55 | ft |
| GS-AP-MW-2 | 3/25/2020 8:28 | Oxidation Reduction Potention | -150.15 | mv |
| GS-AP-MW-2 | 3/25/2020 8:28 | pH | 9.29 | pH |
| GS-AP-MW-2 | 3/25/2020 8:28 | Temperature | 16.85 | C |
| GS-AP-MW-2 | 3/25/2020 8:28 | Turbidity | 1.47 | NTU |

# Alabama Power Company
# Plant Gorgas Ash Pond

| WELL ID | READING TIME | DESCRIPTION | VALUE | UNIT |
|---|---|---|---|---|
| GS-AP-MW-12V | 3/24/2020 8:48 | Conductivity | 969.76 | uS/cm |
| GS-AP-MW-12V | 3/24/2020 8:48 | DO | 0.75 | mg/L |
| GS-AP-MW-12V | 3/24/2020 8:48 | Depth to Water Detail | 91.76 | ft |
| GS-AP-MW-12V | 3/24/2020 8:48 | Oxidation Reduction Potention | -181.8 | mv |
| GS-AP-MW-12V | 3/24/2020 8:48 | pH | 11.56 | pH |
| GS-AP-MW-12V | 3/24/2020 8:48 | Temperature | 17.48 | C |
| GS-AP-MW-12V | 3/24/2020 8:48 | Turbidity | 31.6 | NTU |
| GS-AP-MW-12V | 3/24/2020 8:53 | Conductivity | 937.1 | uS/cm |
| GS-AP-MW-12V | 3/24/2020 8:53 | DO | 0.58 | mg/L |
| GS-AP-MW-12V | 3/24/2020 8:53 | Depth to Water Detail | 93.01 | ft |
| GS-AP-MW-12V | 3/24/2020 8:53 | Oxidation Reduction Potention | -218.78 | mv |
| GS-AP-MW-12V | 3/24/2020 8:53 | pH | 11.58 | pH |
| GS-AP-MW-12V | 3/24/2020 8:53 | Temperature | 17.48 | C |
| GS-AP-MW-12V | 3/24/2020 8:53 | Turbidity | 29.4 | NTU |
| GS-AP-MW-12V | 3/24/2020 8:58 | Conductivity | 838.94 | uS/cm |
| GS-AP-MW-12V | 3/24/2020 8:58 | DO | 0.55 | mg/L |
| GS-AP-MW-12V | 3/24/2020 8:58 | Depth to Water Detail | 94.24 | ft |
| GS-AP-MW-12V | 3/24/2020 8:58 | Oxidation Reduction Potention | -227.29 | mv |
| GS-AP-MW-12V | 3/24/2020 8:58 | pH | 11.55 | pH |
| GS-AP-MW-12V | 3/24/2020 8:58 | Temperature | 17.53 | C |
| GS-AP-MW-12V | 3/24/2020 8:58 | Turbidity | 48.1 | NTU |
| GS-AP-MW-12V | 3/24/2020 9:03 | Conductivity | 707.35 | uS/cm |
| GS-AP-MW-12V | 3/24/2020 9:03 | DO | 0.52 | mg/L |
| GS-AP-MW-12V | 3/24/2020 9:03 | Depth to Water Detail | 95.46 | ft |
| GS-AP-MW-12V | 3/24/2020 9:03 | Oxidation Reduction Potention | -231.54 | mv |
| GS-AP-MW-12V | 3/24/2020 9:03 | pH | 11.5 | pH |
| GS-AP-MW-12V | 3/24/2020 9:03 | Temperature | 17.55 | C |
| GS-AP-MW-12V | 3/24/2020 9:03 | Turbidity | 61 | NTU |
| GS-AP-MW-12V | 3/24/2020 9:08 | Conductivity | 581.05 | uS/cm |
| GS-AP-MW-12V | 3/24/2020 9:08 | DO | 0.49 | mg/L |
| GS-AP-MW-12V | 3/24/2020 9:08 | Depth to Water Detail | 96.34 | ft |
| GS-AP-MW-12V | 3/24/2020 9:08 | Oxidation Reduction Potention | -234.33 | mv |
| GS-AP-MW-12V | 3/24/2020 9:08 | pH | 11.43 | pH |
| GS-AP-MW-12V | 3/24/2020 9:08 | Temperature | 17.6 | C |
| GS-AP-MW-12V | 3/24/2020 9:08 | Turbidity | 62.8 | NTU |
| GS-AP-MW-12V | 3/24/2020 9:13 | Conductivity | 477.86 | uS/cm |
| GS-AP-MW-12V | 3/24/2020 9:13 | DO | 0.49 | mg/L |
| GS-AP-MW-12V | 3/24/2020 9:13 | Depth to Water Detail | 97.2 | ft |
| GS-AP-MW-12V | 3/24/2020 9:13 | Oxidation Reduction Potention | -235.32 | mv |
| GS-AP-MW-12V | 3/24/2020 9:13 | pH | 11.33 | pH |
| GS-AP-MW-12V | 3/24/2020 9:13 | Temperature | 17.65 | C |
| GS-AP-MW-12V | 3/24/2020 9:13 | Turbidity | 70.1 | NTU |
| GS-AP-MW-12V | 3/24/2020 9:18 | Conductivity | 431.78 | uS/cm |
| GS-AP-MW-12V | 3/24/2020 9:18 | DO | 0.52 | mg/L |
| GS-AP-MW-12V | 3/24/2020 9:18 | Depth to Water Detail | 97.82 | ft |
| GS-AP-MW-12V | 3/24/2020 9:18 | Oxidation Reduction Potention | -234.96 | mv |

# Alabama Power Company
# Plant Gorgas Ash Pond

| WELL ID | READING TIME | DESCRIPTION | VALUE | UNIT |
|---|---|---|---|---|
| GS-AP-MW-12V | 3/24/2020 9:18 | pH | 11.23 | pH |
| GS-AP-MW-12V | 3/24/2020 9:18 | Temperature | 17.72 | C |
| GS-AP-MW-12V | 3/24/2020 9:18 | Turbidity | 77.1 | NTU |
| GS-AP-MW-12V | 3/24/2020 9:23 | Conductivity | 334.35 | uS/cm |
| GS-AP-MW-12V | 3/24/2020 9:23 | DO | 0.64 | mg/L |
| GS-AP-MW-12V | 3/24/2020 9:23 | Depth to Water Detail | 98.16 | ft |
| GS-AP-MW-12V | 3/24/2020 9:23 | Oxidation Reduction Potention | -224.41 | mv |
| GS-AP-MW-12V | 3/24/2020 9:23 | pH | 11.04 | pH |
| GS-AP-MW-12V | 3/24/2020 9:23 | Temperature | 17.89 | C |
| GS-AP-MW-12V | 3/24/2020 9:23 | Turbidity | 20 | NTU |
| GS-AP-MW-12V | 3/24/2020 9:28 | Conductivity | 262.44 | uS/cm |
| GS-AP-MW-12V | 3/24/2020 9:28 | DO | 0.79 | mg/L |
| GS-AP-MW-12V | 3/24/2020 9:28 | Depth to Water Detail | 98.51 | ft |
| GS-AP-MW-12V | 3/24/2020 9:28 | Oxidation Reduction Potention | -213.8 | mv |
| GS-AP-MW-12V | 3/24/2020 9:28 | pH | 10.81 | pH |
| GS-AP-MW-12V | 3/24/2020 9:28 | Temperature | 18.04 | C |
| GS-AP-MW-12V | 3/24/2020 9:28 | Turbidity | 96 | NTU |
| GS-AP-MW-12V | 3/24/2020 9:33 | Conductivity | 210.38 | uS/cm |
| GS-AP-MW-12V | 3/24/2020 9:33 | DO | 0.65 | mg/L |
| GS-AP-MW-12V | 3/24/2020 9:33 | Depth to Water Detail | 98.91 | ft |
| GS-AP-MW-12V | 3/24/2020 9:33 | Oxidation Reduction Potention | -214.99 | mv |
| GS-AP-MW-12V | 3/24/2020 9:33 | pH | 10.2 | pH |
| GS-AP-MW-12V | 3/24/2020 9:33 | Temperature | 17.65 | C |
| GS-AP-MW-12V | 3/24/2020 9:33 | Turbidity | 47 | NTU |
| GS-AP-MW-12V | 3/24/2020 9:38 | Conductivity | 230.56 | uS/cm |
| GS-AP-MW-12V | 3/24/2020 9:38 | DO | 0.58 | mg/L |
| GS-AP-MW-12V | 3/24/2020 9:38 | Depth to Water Detail | 99.42 | ft |
| GS-AP-MW-12V | 3/24/2020 9:38 | Oxidation Reduction Potention | -219.72 | mv |
| GS-AP-MW-12V | 3/24/2020 9:38 | pH | 10.25 | pH |
| GS-AP-MW-12V | 3/24/2020 9:38 | Temperature | 17.73 | C |
| GS-AP-MW-12V | 3/24/2020 9:38 | Turbidity | 55 | NTU |
| GS-AP-MW-12V | 3/24/2020 9:43 | Conductivity | 229.4 | uS/cm |
| GS-AP-MW-12V | 3/24/2020 9:43 | DO | 0.57 | mg/L |
| GS-AP-MW-12V | 3/24/2020 9:43 | Depth to Water Detail | 100.04 | ft |
| GS-AP-MW-12V | 3/24/2020 9:43 | Oxidation Reduction Potention | -222.71 | mv |
| GS-AP-MW-12V | 3/24/2020 9:43 | pH | 10.26 | pH |
| GS-AP-MW-12V | 3/24/2020 9:43 | Temperature | 17.71 | C |
| GS-AP-MW-12V | 3/24/2020 9:43 | Turbidity | 30 | NTU |
| GS-AP-MW-12V | 3/24/2020 9:48 | Conductivity | 218.44 | uS/cm |
| GS-AP-MW-12V | 3/24/2020 9:48 | DO | 0.57 | mg/L |
| GS-AP-MW-12V | 3/24/2020 9:48 | Depth to Water Detail | 100.45 | ft |
| GS-AP-MW-12V | 3/24/2020 9:48 | Oxidation Reduction Potention | -223.74 | mv |
| GS-AP-MW-12V | 3/24/2020 9:48 | pH | 10.13 | pH |
| GS-AP-MW-12V | 3/24/2020 9:48 | Temperature | 17.73 | C |
| GS-AP-MW-12V | 3/24/2020 9:48 | Turbidity | 38 | NTU |
| GS-AP-MW-12V | 3/24/2020 9:53 | Conductivity | 213 | uS/cm |

# Alabama Power Company
# Plant Gorgas Ash Pond

| WELL ID | READING TIME | DESCRIPTION | VALUE | UNIT |
|---|---|---|---|---|
| GS-AP-MW-12V | 3/24/2020 9:53 | DO | 0.57 | mg/L |
| GS-AP-MW-12V | 3/24/2020 9:53 | Depth to Water Detail | 100.84 | ft |
| GS-AP-MW-12V | 3/24/2020 9:53 | Oxidation Reduction Potention | -220.88 | mv |
| GS-AP-MW-12V | 3/24/2020 9:53 | pH | 9.97 | pH |
| GS-AP-MW-12V | 3/24/2020 9:53 | Temperature | 17.76 | C |
| GS-AP-MW-12V | 3/24/2020 9:53 | Turbidity | 44 | NTU |
| GS-AP-MW-12V | 3/24/2020 9:58 | Conductivity | 206.01 | uS/cm |
| GS-AP-MW-12V | 3/24/2020 9:58 | DO | 0.58 | mg/L |
| GS-AP-MW-12V | 3/24/2020 9:58 | Depth to Water Detail | 101.19 | ft |
| GS-AP-MW-12V | 3/24/2020 9:58 | Oxidation Reduction Potention | -218.64 | mv |
| GS-AP-MW-12V | 3/24/2020 9:58 | pH | 9.88 | pH |
| GS-AP-MW-12V | 3/24/2020 9:58 | Temperature | 17.76 | C |
| GS-AP-MW-12V | 3/24/2020 9:58 | Turbidity | 32 | NTU |
| GS-AP-MW-12V | 3/24/2020 10:03 | Conductivity | 206.65 | uS/cm |
| GS-AP-MW-12V | 3/24/2020 10:03 | DO | 0.58 | mg/L |
| GS-AP-MW-12V | 3/24/2020 10:03 | Depth to Water Detail | 101.52 | ft |
| GS-AP-MW-12V | 3/24/2020 10:03 | Oxidation Reduction Potention | -214.53 | mv |
| GS-AP-MW-12V | 3/24/2020 10:03 | pH | 9.69 | pH |
| GS-AP-MW-12V | 3/24/2020 10:03 | Temperature | 17.76 | C |
| GS-AP-MW-12V | 3/24/2020 10:03 | Turbidity | 40 | NTU |
| GS-AP-MW-12V | 3/24/2020 10:08 | Conductivity | 210.1 | uS/cm |
| GS-AP-MW-12V | 3/24/2020 10:08 | DO | 0.6 | mg/L |
| GS-AP-MW-12V | 3/24/2020 10:08 | Depth to Water Detail | 101.81 | ft |
| GS-AP-MW-12V | 3/24/2020 10:08 | Oxidation Reduction Potention | -210.74 | mv |
| GS-AP-MW-12V | 3/24/2020 10:08 | pH | 9.53 | pH |
| GS-AP-MW-12V | 3/24/2020 10:08 | Temperature | 17.73 | C |
| GS-AP-MW-12V | 3/24/2020 10:08 | Turbidity | 35 | NTU |
| GS-AP-MW-12V | 3/24/2020 10:13 | Conductivity | 233.65 | uS/cm |
| GS-AP-MW-12V | 3/24/2020 10:13 | DO | 0.6 | mg/L |
| GS-AP-MW-12V | 3/24/2020 10:13 | Depth to Water Detail | 102.12 | ft |
| GS-AP-MW-12V | 3/24/2020 10:13 | Oxidation Reduction Potention | -211.32 | mv |
| GS-AP-MW-12V | 3/24/2020 10:13 | pH | 9.53 | pH |
| GS-AP-MW-12V | 3/24/2020 10:13 | Temperature | 17.81 | C |
| GS-AP-MW-12V | 3/24/2020 10:13 | Turbidity | 52 | NTU |
| GS-AP-MW-12V | 3/24/2020 10:18 | Conductivity | 228.28 | uS/cm |
| GS-AP-MW-12V | 3/24/2020 10:18 | DO | 0.65 | mg/L |
| GS-AP-MW-12V | 3/24/2020 10:18 | Depth to Water Detail | 102.18 | ft |
| GS-AP-MW-12V | 3/24/2020 10:18 | Oxidation Reduction Potention | -206.84 | mv |
| GS-AP-MW-12V | 3/24/2020 10:18 | pH | 9.38 | pH |
| GS-AP-MW-12V | 3/24/2020 10:18 | Temperature | 17.89 | C |
| GS-AP-MW-12V | 3/24/2020 10:18 | Turbidity | 49 | NTU |
| GS-AP-MW-12V | 3/24/2020 10:23 | Conductivity | 247.2 | uS/cm |
| GS-AP-MW-12V | 3/24/2020 10:23 | DO | 0.69 | mg/L |
| GS-AP-MW-12V | 3/24/2020 10:23 | Depth to Water Detail | 102.21 | ft |
| GS-AP-MW-12V | 3/24/2020 10:23 | Oxidation Reduction Potention | -206.49 | mv |
| GS-AP-MW-12V | 3/24/2020 10:23 | pH | 9.09 | pH |

# Alabama Power Company
# Plant Gorgas Ash Pond

| WELL ID | READING TIME | DESCRIPTION | VALUE | UNIT |
|---|---|---|---|---|
| GS-AP-MW-12V | 3/24/2020 10:23 | Temperature | 17.84 | C |
| GS-AP-MW-12V | 3/24/2020 10:23 | Turbidity | 35 | NTU |
| GS-AP-MW-12V | 3/24/2020 10:28 | Conductivity | 257.91 | uS/cm |
| GS-AP-MW-12V | 3/24/2020 10:28 | DO | 0.68 | mg/L |
| GS-AP-MW-12V | 3/24/2020 10:28 | Depth to Water Detail | 102.29 | ft |
| GS-AP-MW-12V | 3/24/2020 10:28 | Oxidation Reduction Potention | -221.98 | mv |
| GS-AP-MW-12V | 3/24/2020 10:28 | pH | 8.87 | pH |
| GS-AP-MW-12V | 3/24/2020 10:28 | Temperature | 17.91 | C |
| GS-AP-MW-12V | 3/24/2020 10:28 | Turbidity | 30 | NTU |
| GS-AP-MW-12V | 3/24/2020 10:33 | Conductivity | 262.27 | uS/cm |
| GS-AP-MW-12V | 3/24/2020 10:33 | DO | 0.67 | mg/L |
| GS-AP-MW-12V | 3/24/2020 10:33 | Depth to Water Detail | 102.33 | ft |
| GS-AP-MW-12V | 3/24/2020 10:33 | Oxidation Reduction Potention | -226.61 | mv |
| GS-AP-MW-12V | 3/24/2020 10:33 | pH | 8.71 | pH |
| GS-AP-MW-12V | 3/24/2020 10:33 | Temperature | 17.91 | C |
| GS-AP-MW-12V | 3/24/2020 10:33 | Turbidity | 23 | NTU |
| GS-AP-MW-12V | 3/24/2020 10:38 | Conductivity | 269.43 | uS/cm |
| GS-AP-MW-12V | 3/24/2020 10:38 | DO | 0.7 | mg/L |
| GS-AP-MW-12V | 3/24/2020 10:38 | Depth to Water Detail | 102.41 | ft |
| GS-AP-MW-12V | 3/24/2020 10:38 | Oxidation Reduction Potention | -225.71 | mv |
| GS-AP-MW-12V | 3/24/2020 10:38 | pH | 8.55 | pH |
| GS-AP-MW-12V | 3/24/2020 10:38 | Temperature | 17.96 | C |
| GS-AP-MW-12V | 3/24/2020 10:38 | Turbidity | 27 | NTU |
| GS-AP-MW-12V | 3/24/2020 10:43 | Conductivity | 275 | uS/cm |
| GS-AP-MW-12V | 3/24/2020 10:43 | DO | 0.73 | mg/L |
| GS-AP-MW-12V | 3/24/2020 10:43 | Depth to Water Detail | 102.46 | ft |
| GS-AP-MW-12V | 3/24/2020 10:43 | Oxidation Reduction Potention | -220.77 | mv |
| GS-AP-MW-12V | 3/24/2020 10:43 | pH | 8.42 | pH |
| GS-AP-MW-12V | 3/24/2020 10:43 | Temperature | 17.99 | C |
| GS-AP-MW-12V | 3/24/2020 10:43 | Turbidity | 20 | NTU |
| GS-AP-MW-12V | 3/24/2020 10:48 | Conductivity | 280.12 | uS/cm |
| GS-AP-MW-12V | 3/24/2020 10:48 | DO | 0.74 | mg/L |
| GS-AP-MW-12V | 3/24/2020 10:48 | Depth to Water Detail | 102.5 | ft |
| GS-AP-MW-12V | 3/24/2020 10:48 | Oxidation Reduction Potention | -207.7 | mv |
| GS-AP-MW-12V | 3/24/2020 10:48 | pH | 8.26 | pH |
| GS-AP-MW-12V | 3/24/2020 10:48 | Temperature | 18.11 | C |
| GS-AP-MW-12V | 3/24/2020 10:48 | Turbidity | 39 | NTU |
| GS-AP-MW-12V | 3/24/2020 10:53 | Conductivity | 314.57 | uS/cm |
| GS-AP-MW-12V | 3/24/2020 10:53 | DO | 0.74 | mg/L |
| GS-AP-MW-12V | 3/24/2020 10:53 | Depth to Water Detail | 102.58 | ft |
| GS-AP-MW-12V | 3/24/2020 10:53 | Oxidation Reduction Potention | -199.7 | mv |
| GS-AP-MW-12V | 3/24/2020 10:53 | pH | 8.16 | pH |
| GS-AP-MW-12V | 3/24/2020 10:53 | Temperature | 18.08 | C |
| GS-AP-MW-12V | 3/24/2020 10:53 | Turbidity | 29 | NTU |
| GS-AP-MW-12V | 3/24/2020 10:58 | Conductivity | 314.73 | uS/cm |
| GS-AP-MW-12V | 3/24/2020 10:58 | DO | 0.75 | mg/L |

# Alabama Power Company
# Plant Gorgas Ash Pond

| WELL ID | READING TIME | DESCRIPTION | VALUE | UNIT |
|---|---|---|---|---|
| GS-AP-MW-12V | 3/24/2020 10:58 | Depth to Water Detail | 102.66 | ft |
| GS-AP-MW-12V | 3/24/2020 10:58 | Oxidation Reduction Potention | -193.29 | mv |
| GS-AP-MW-12V | 3/24/2020 10:58 | pH | 8.08 | pH |
| GS-AP-MW-12V | 3/24/2020 10:58 | Temperature | 18.06 | C |
| GS-AP-MW-12V | 3/24/2020 10:58 | Turbidity | 81.7 | NTU |
| GS-AP-MW-12V | 3/24/2020 11:03 | Conductivity | 314.36 | uS/cm |
| GS-AP-MW-12V | 3/24/2020 11:03 | DO | 0.78 | mg/L |
| GS-AP-MW-12V | 3/24/2020 11:03 | Depth to Water Detail | 102.72 | ft |
| GS-AP-MW-12V | 3/24/2020 11:03 | Oxidation Reduction Potention | -190.91 | mv |
| GS-AP-MW-12V | 3/24/2020 11:03 | pH | 8.06 | pH |
| GS-AP-MW-12V | 3/24/2020 11:03 | Temperature | 18.05 | C |
| GS-AP-MW-12V | 3/24/2020 11:03 | Turbidity | 81.9 | NTU |
| GS-AP-MW-12V | 3/24/2020 11:08 | Conductivity | 316.82 | uS/cm |
| GS-AP-MW-12V | 3/24/2020 11:08 | DO | 0.79 | mg/L |
| GS-AP-MW-12V | 3/24/2020 11:08 | Depth to Water Detail | 102.74 | ft |
| GS-AP-MW-12V | 3/24/2020 11:08 | Oxidation Reduction Potention | -182.21 | mv |
| GS-AP-MW-12V | 3/24/2020 11:08 | pH | 7.98 | pH |
| GS-AP-MW-12V | 3/24/2020 11:08 | Temperature | 18.16 | C |
| GS-AP-MW-12V | 3/24/2020 11:08 | Turbidity | 70.7 | NTU |
| GS-AP-MW-12V | 3/24/2020 11:13 | Conductivity | 316.48 | uS/cm |
| GS-AP-MW-12V | 3/24/2020 11:13 | DO | 0.76 | mg/L |
| GS-AP-MW-12V | 3/24/2020 11:13 | Depth to Water Detail | 102.82 | ft |
| GS-AP-MW-12V | 3/24/2020 11:13 | Oxidation Reduction Potention | -179.97 | mv |
| GS-AP-MW-12V | 3/24/2020 11:13 | pH | 7.96 | pH |
| GS-AP-MW-12V | 3/24/2020 11:13 | Temperature | 18.24 | C |
| GS-AP-MW-12V | 3/24/2020 11:13 | Turbidity | 72.5 | NTU |
| GS-AP-MW-12V | 3/24/2020 11:18 | Conductivity | 313.13 | uS/cm |
| GS-AP-MW-12V | 3/24/2020 11:18 | DO | 0.79 | mg/L |
| GS-AP-MW-12V | 3/24/2020 11:18 | Depth to Water Detail | 102.86 | ft |
| GS-AP-MW-12V | 3/24/2020 11:18 | Oxidation Reduction Potention | -174.2 | mv |
| GS-AP-MW-12V | 3/24/2020 11:18 | pH | 7.89 | pH |
| GS-AP-MW-12V | 3/24/2020 11:18 | Temperature | 18.31 | C |
| GS-AP-MW-12V | 3/24/2020 11:18 | Turbidity | 63.6 | NTU |
| GS-AP-MW-12V | 3/24/2020 11:23 | Conductivity | 313.04 | uS/cm |
| GS-AP-MW-12V | 3/24/2020 11:23 | DO | 0.77 | mg/L |
| GS-AP-MW-12V | 3/24/2020 11:23 | Depth to Water Detail | 102.92 | ft |
| GS-AP-MW-12V | 3/24/2020 11:23 | Oxidation Reduction Potention | -170.03 | mv |
| GS-AP-MW-12V | 3/24/2020 11:23 | pH | 7.86 | pH |
| GS-AP-MW-12V | 3/24/2020 11:23 | Temperature | 18.34 | C |
| GS-AP-MW-12V | 3/24/2020 11:23 | Turbidity | 66.9 | NTU |
| GS-AP-MW-12V | 3/24/2020 11:28 | Conductivity | 315.14 | uS/cm |
| GS-AP-MW-12V | 3/24/2020 11:28 | DO | 0.76 | mg/L |
| GS-AP-MW-12V | 3/24/2020 11:28 | Depth to Water Detail | 103.01 | ft |
| GS-AP-MW-12V | 3/24/2020 11:28 | Oxidation Reduction Potention | -165.35 | mv |
| GS-AP-MW-12V | 3/24/2020 11:28 | pH | 7.8 | pH |
| GS-AP-MW-12V | 3/24/2020 11:28 | Temperature | 18.3 | C |

# Alabama Power Company
# Plant Gorgas Ash Pond

| WELL ID | READING TIME | DESCRIPTION | VALUE | UNIT |
|---|---|---|---|---|
| GS-AP-MW-12V | 3/24/2020 11:28 | Turbidity | 67.8 | NTU |

# Alabama Power Company
# Plant Gorgas Ash Pond

| WELL ID | READING TIME | DESCRIPTION | VALUE | UNIT |
|---|---|---|---|---|
| GS-AP-MW-18V | 3/25/2020 12:47 | Conductivity | 447.54 | uS/cm |
| GS-AP-MW-18V | 3/25/2020 12:47 | DO | 0.91 | mg/L |
| GS-AP-MW-18V | 3/25/2020 12:47 | Depth to Water Detail | 109.44 | ft |
| GS-AP-MW-18V | 3/25/2020 12:47 | Oxidation Reduction Potention | -159.12 | mv |
| GS-AP-MW-18V | 3/25/2020 12:47 | pH | 8.08 | pH |
| GS-AP-MW-18V | 3/25/2020 12:47 | Temperature | 19.31 | C |
| GS-AP-MW-18V | 3/25/2020 12:47 | Turbidity | 2.69 | NTU |
| GS-AP-MW-18V | 3/25/2020 12:56 | Conductivity | 447.72 | uS/cm |
| GS-AP-MW-18V | 3/25/2020 12:56 | DO | 0.82 | mg/L |
| GS-AP-MW-18V | 3/25/2020 12:56 | Depth to Water Detail | 110.14 | ft |
| GS-AP-MW-18V | 3/25/2020 12:56 | Oxidation Reduction Potention | -159.35 | mv |
| GS-AP-MW-18V | 3/25/2020 12:56 | pH | 8.19 | pH |
| GS-AP-MW-18V | 3/25/2020 12:56 | Temperature | 19.34 | C |
| GS-AP-MW-18V | 3/25/2020 12:56 | Turbidity | 2.11 | NTU |

# Alabama Power Company
# Plant Gorgas Ash Pond

| WELL ID | READING TIME | DESCRIPTION | VALUE | UNIT |
|---|---|---|---|---|
| GS-AP-MW-21V | 3/23/2020 15:20 | Conductivity | 6049.36 | uS/cm |
| GS-AP-MW-21V | 3/23/2020 15:20 | DO | 1.09 | mg/L |
| GS-AP-MW-21V | 3/23/2020 15:20 | Depth to Water Detail | 169.48 | ft |
| GS-AP-MW-21V | 3/23/2020 15:20 | Oxidation Reduction Potention | -147.89 | mv |
| GS-AP-MW-21V | 3/23/2020 15:20 | pH | 7.75 | pH |
| GS-AP-MW-21V | 3/23/2020 15:20 | Temperature | 18.36 | C |
| GS-AP-MW-21V | 3/23/2020 15:20 | Turbidity | 5.91 | NTU |
| GS-AP-MW-21V | 3/23/2020 15:25 | Conductivity | 6183.23 | uS/cm |
| GS-AP-MW-21V | 3/23/2020 15:25 | DO | 0.8 | mg/L |
| GS-AP-MW-21V | 3/23/2020 15:25 | Depth to Water Detail | 170.17 | ft |
| GS-AP-MW-21V | 3/23/2020 15:25 | Oxidation Reduction Potention | -174.62 | mv |
| GS-AP-MW-21V | 3/23/2020 15:25 | pH | 7.84 | pH |
| GS-AP-MW-21V | 3/23/2020 15:25 | Temperature | 18.29 | C |
| GS-AP-MW-21V | 3/23/2020 15:25 | Turbidity | 8.01 | NTU |
| GS-AP-MW-21V | 3/23/2020 15:30 | Conductivity | 6215.8 | uS/cm |
| GS-AP-MW-21V | 3/23/2020 15:30 | DO | 0.67 | mg/L |
| GS-AP-MW-21V | 3/23/2020 15:30 | Depth to Water Detail | 170.79 | ft |
| GS-AP-MW-21V | 3/23/2020 15:30 | Oxidation Reduction Potention | -189.02 | mv |
| GS-AP-MW-21V | 3/23/2020 15:30 | pH | 7.88 | pH |
| GS-AP-MW-21V | 3/23/2020 15:30 | Temperature | 18.33 | C |
| GS-AP-MW-21V | 3/23/2020 15:30 | Turbidity | 7 | NTU |
| GS-AP-MW-21V | 3/23/2020 15:35 | Conductivity | 6234.52 | uS/cm |
| GS-AP-MW-21V | 3/23/2020 15:35 | DO | 0.62 | mg/L |
| GS-AP-MW-21V | 3/23/2020 15:35 | Depth to Water Detail | 171.44 | ft |
| GS-AP-MW-21V | 3/23/2020 15:35 | Oxidation Reduction Potention | -197.97 | mv |
| GS-AP-MW-21V | 3/23/2020 15:35 | pH | 7.89 | pH |
| GS-AP-MW-21V | 3/23/2020 15:35 | Temperature | 18.21 | C |
| GS-AP-MW-21V | 3/23/2020 15:35 | Turbidity | 5.09 | NTU |
| GS-AP-MW-21V | 3/23/2020 15:40 | Conductivity | 6236.97 | uS/cm |
| GS-AP-MW-21V | 3/23/2020 15:40 | DO | 0.57 | mg/L |
| GS-AP-MW-21V | 3/23/2020 15:40 | Depth to Water Detail | 172.01 | ft |
| GS-AP-MW-21V | 3/23/2020 15:40 | Oxidation Reduction Potention | -203.35 | mv |
| GS-AP-MW-21V | 3/23/2020 15:40 | pH | 7.9 | pH |
| GS-AP-MW-21V | 3/23/2020 15:40 | Temperature | 18.2 | C |
| GS-AP-MW-21V | 3/23/2020 15:40 | Turbidity | 4.58 | NTU |
| GS-AP-MW-21V | 3/23/2020 15:45 | Conductivity | 6233.41 | uS/cm |
| GS-AP-MW-21V | 3/23/2020 15:45 | DO | 0.57 | mg/L |
| GS-AP-MW-21V | 3/23/2020 15:45 | Depth to Water Detail | 172.56 | ft |
| GS-AP-MW-21V | 3/23/2020 15:45 | Oxidation Reduction Potention | -207.2 | mv |
| GS-AP-MW-21V | 3/23/2020 15:45 | pH | 7.9 | pH |
| GS-AP-MW-21V | 3/23/2020 15:45 | Temperature | 18.15 | C |
| GS-AP-MW-21V | 3/23/2020 15:45 | Turbidity | 4.53 | NTU |
| GS-AP-MW-21V | 3/23/2020 15:50 | Conductivity | 6214.81 | uS/cm |
| GS-AP-MW-21V | 3/23/2020 15:50 | DO | 0.55 | mg/L |
| GS-AP-MW-21V | 3/23/2020 15:50 | Depth to Water Detail | 173.03 | ft |
| GS-AP-MW-21V | 3/23/2020 15:50 | Oxidation Reduction Potention | -210.69 | mv |

# Alabama Power Company
# Plant Gorgas Ash Pond

| WELL ID | READING TIME | DESCRIPTION | VALUE | UNIT |
|---|---|---|---|---|
| GS-AP-MW-21V | 3/23/2020 15:50 | pH | 7.9 | pH |
| GS-AP-MW-21V | 3/23/2020 15:50 | Temperature | 18.27 | C |
| GS-AP-MW-21V | 3/23/2020 15:50 | Turbidity | 3.79 | NTU |
| GS-AP-MW-21V | 3/23/2020 15:55 | Conductivity | 6207.95 | uS/cm |
| GS-AP-MW-21V | 3/23/2020 15:55 | DO | 0.54 | mg/L |
| GS-AP-MW-21V | 3/23/2020 15:55 | Depth to Water Detail | 173.66 | ft |
| GS-AP-MW-21V | 3/23/2020 15:55 | Oxidation Reduction Potention | -212.9 | mv |
| GS-AP-MW-21V | 3/23/2020 15:55 | pH | 7.9 | pH |
| GS-AP-MW-21V | 3/23/2020 15:55 | Temperature | 18.18 | C |
| GS-AP-MW-21V | 3/23/2020 15:55 | Turbidity | 3.49 | NTU |
| GS-AP-MW-21V | 3/23/2020 16:00 | Conductivity | 6191.37 | uS/cm |
| GS-AP-MW-21V | 3/23/2020 16:00 | DO | 0.54 | mg/L |
| GS-AP-MW-21V | 3/23/2020 16:00 | Depth to Water Detail | 174.15 | ft |
| GS-AP-MW-21V | 3/23/2020 16:00 | Oxidation Reduction Potention | -215.47 | mv |
| GS-AP-MW-21V | 3/23/2020 16:00 | pH | 7.9 | pH |
| GS-AP-MW-21V | 3/23/2020 16:00 | Temperature | 18.15 | C |
| GS-AP-MW-21V | 3/23/2020 16:00 | Turbidity | 4.02 | NTU |
| GS-AP-MW-21V | 3/23/2020 16:05 | Conductivity | 6168.4 | uS/cm |
| GS-AP-MW-21V | 3/23/2020 16:05 | DO | 0.54 | mg/L |
| GS-AP-MW-21V | 3/23/2020 16:05 | Depth to Water Detail | 174.69 | ft |
| GS-AP-MW-21V | 3/23/2020 16:05 | Oxidation Reduction Potention | -216.08 | mv |
| GS-AP-MW-21V | 3/23/2020 16:05 | pH | 7.9 | pH |
| GS-AP-MW-21V | 3/23/2020 16:05 | Temperature | 18.14 | C |
| GS-AP-MW-21V | 3/23/2020 16:05 | Turbidity | 3.5 | NTU |
| GS-AP-MW-21V | 3/23/2020 16:10 | Conductivity | 6149.17 | uS/cm |
| GS-AP-MW-21V | 3/23/2020 16:10 | DO | 0.56 | mg/L |
| GS-AP-MW-21V | 3/23/2020 16:10 | Depth to Water Detail | 175.21 | ft |
| GS-AP-MW-21V | 3/23/2020 16:10 | Oxidation Reduction Potention | -218.09 | mv |
| GS-AP-MW-21V | 3/23/2020 16:10 | pH | 7.91 | pH |
| GS-AP-MW-21V | 3/23/2020 16:10 | Temperature | 18.11 | C |
| GS-AP-MW-21V | 3/23/2020 16:10 | Turbidity | 2.91 | NTU |
| GS-AP-MW-21V | 3/23/2020 16:15 | Conductivity | 6114.56 | uS/cm |
| GS-AP-MW-21V | 3/23/2020 16:15 | DO | 0.57 | mg/L |
| GS-AP-MW-21V | 3/23/2020 16:15 | Depth to Water Detail | 175.63 | ft |
| GS-AP-MW-21V | 3/23/2020 16:15 | Oxidation Reduction Potention | -217.59 | mv |
| GS-AP-MW-21V | 3/23/2020 16:15 | pH | 7.91 | pH |
| GS-AP-MW-21V | 3/23/2020 16:15 | Temperature | 18.15 | C |
| GS-AP-MW-21V | 3/23/2020 16:15 | Turbidity | 2.58 | NTU |
| GS-AP-MW-21V | 3/23/2020 16:20 | Conductivity | 6081.66 | uS/cm |
| GS-AP-MW-21V | 3/23/2020 16:20 | DO | 0.55 | mg/L |
| GS-AP-MW-21V | 3/23/2020 16:20 | Depth to Water Detail | 176.16 | ft |
| GS-AP-MW-21V | 3/23/2020 16:20 | Oxidation Reduction Potention | -218.63 | mv |
| GS-AP-MW-21V | 3/23/2020 16:20 | pH | 7.91 | pH |
| GS-AP-MW-21V | 3/23/2020 16:20 | Temperature | 18.18 | C |
| GS-AP-MW-21V | 3/23/2020 16:20 | Turbidity | 3.74 | NTU |
| GS-AP-MW-21V | 3/23/2020 16:25 | Conductivity | 6026.85 | uS/cm |

# Alabama Power Company
# Plant Gorgas Ash Pond

| WELL ID | READING TIME | DESCRIPTION | VALUE | UNIT |
|---|---|---|---|---|
| GS-AP-MW-21V | 3/23/2020 16:25 | DO | 0.55 | mg/L |
| GS-AP-MW-21V | 3/23/2020 16:25 | Depth to Water Detail | 176.47 | ft |
| GS-AP-MW-21V | 3/23/2020 16:25 | Oxidation Reduction Potention | -219.19 | mv |
| GS-AP-MW-21V | 3/23/2020 16:25 | pH | 7.91 | pH |
| GS-AP-MW-21V | 3/23/2020 16:25 | Temperature | 18.16 | C |
| GS-AP-MW-21V | 3/23/2020 16:25 | Turbidity | 3.38 | NTU |
| GS-AP-MW-21V | 3/23/2020 16:30 | Conductivity | 5971.45 | uS/cm |
| GS-AP-MW-21V | 3/23/2020 16:30 | DO | 0.54 | mg/L |
| GS-AP-MW-21V | 3/23/2020 16:30 | Depth to Water Detail | 176.94 | ft |
| GS-AP-MW-21V | 3/23/2020 16:30 | Oxidation Reduction Potention | -219.95 | mv |
| GS-AP-MW-21V | 3/23/2020 16:30 | pH | 7.91 | pH |
| GS-AP-MW-21V | 3/23/2020 16:30 | Temperature | 18.22 | C |
| GS-AP-MW-21V | 3/23/2020 16:30 | Turbidity | 3.44 | NTU |
| GS-AP-MW-21V | 3/23/2020 16:35 | Conductivity | 5897.56 | uS/cm |
| GS-AP-MW-21V | 3/23/2020 16:35 | DO | 0.52 | mg/L |
| GS-AP-MW-21V | 3/23/2020 16:35 | Depth to Water Detail | 177.3 | ft |
| GS-AP-MW-21V | 3/23/2020 16:35 | Oxidation Reduction Potention | -220.38 | mv |
| GS-AP-MW-21V | 3/23/2020 16:35 | pH | 7.91 | pH |
| GS-AP-MW-21V | 3/23/2020 16:35 | Temperature | 18.26 | C |
| GS-AP-MW-21V | 3/23/2020 16:35 | Turbidity | 2.97 | NTU |
| GS-AP-MW-21V | 3/23/2020 16:40 | Conductivity | 5863.64 | uS/cm |
| GS-AP-MW-21V | 3/23/2020 16:40 | DO | 0.55 | mg/L |
| GS-AP-MW-21V | 3/23/2020 16:40 | Depth to Water Detail | 177.78 | ft |
| GS-AP-MW-21V | 3/23/2020 16:40 | Oxidation Reduction Potention | -220.52 | mv |
| GS-AP-MW-21V | 3/23/2020 16:40 | pH | 7.92 | pH |
| GS-AP-MW-21V | 3/23/2020 16:40 | Temperature | 18.2 | C |
| GS-AP-MW-21V | 3/23/2020 16:40 | Turbidity | 2.76 | NTU |
| GS-AP-MW-21V | 3/23/2020 16:45 | Conductivity | 5807.28 | uS/cm |
| GS-AP-MW-21V | 3/23/2020 16:45 | DO | 0.54 | mg/L |
| GS-AP-MW-21V | 3/23/2020 16:45 | Depth to Water Detail | 178.14 | ft |
| GS-AP-MW-21V | 3/23/2020 16:45 | Oxidation Reduction Potention | -220.98 | mv |
| GS-AP-MW-21V | 3/23/2020 16:45 | pH | 7.92 | pH |
| GS-AP-MW-21V | 3/23/2020 16:45 | Temperature | 18.16 | C |
| GS-AP-MW-21V | 3/23/2020 16:45 | Turbidity | 2.4 | NTU |
| GS-AP-MW-21V | 3/23/2020 16:50 | Conductivity | 5749.08 | uS/cm |
| GS-AP-MW-21V | 3/23/2020 16:50 | DO | 0.54 | mg/L |
| GS-AP-MW-21V | 3/23/2020 16:50 | Depth to Water Detail | 178.48 | ft |
| GS-AP-MW-21V | 3/23/2020 16:50 | Oxidation Reduction Potention | -221.13 | mv |
| GS-AP-MW-21V | 3/23/2020 16:50 | pH | 7.92 | pH |
| GS-AP-MW-21V | 3/23/2020 16:50 | Temperature | 18.16 | C |
| GS-AP-MW-21V | 3/23/2020 16:50 | Turbidity | 2.66 | NTU |
| GS-AP-MW-21V | 3/23/2020 16:55 | Conductivity | 5685.94 | uS/cm |
| GS-AP-MW-21V | 3/23/2020 16:55 | DO | 0.53 | mg/L |
| GS-AP-MW-21V | 3/23/2020 16:55 | Depth to Water Detail | 178.71 | ft |
| GS-AP-MW-21V | 3/23/2020 16:55 | Oxidation Reduction Potention | -222.04 | mv |
| GS-AP-MW-21V | 3/23/2020 16:55 | pH | 7.92 | pH |

# Alabama Power Company
# Plant Gorgas Ash Pond

| WELL ID | READING TIME | DESCRIPTION | VALUE | UNIT |
|---|---|---|---|---|
| GS-AP-MW-21V | 3/23/2020 16:55 | Temperature | 18.25 | C |
| GS-AP-MW-21V | 3/23/2020 16:55 | Turbidity | 3.09 | NTU |
| GS-AP-MW-21V | 3/23/2020 17:00 | Conductivity | 5656.11 | uS/cm |
| GS-AP-MW-21V | 3/23/2020 17:00 | DO | 0.53 | mg/L |
| GS-AP-MW-21V | 3/23/2020 17:00 | Depth to Water Detail | 178.98 | ft |
| GS-AP-MW-21V | 3/23/2020 17:00 | Oxidation Reduction Potention | -221.43 | mv |
| GS-AP-MW-21V | 3/23/2020 17:00 | pH | 7.93 | pH |
| GS-AP-MW-21V | 3/23/2020 17:00 | Temperature | 18.19 | C |
| GS-AP-MW-21V | 3/23/2020 17:00 | Turbidity | 2.59 | NTU |
| GS-AP-MW-21V | 3/23/2020 17:05 | Conductivity | 5596.79 | uS/cm |
| GS-AP-MW-21V | 3/23/2020 17:05 | DO | 0.52 | mg/L |
| GS-AP-MW-21V | 3/23/2020 17:05 | Depth to Water Detail | 179.11 | ft |
| GS-AP-MW-21V | 3/23/2020 17:05 | Oxidation Reduction Potention | -222.42 | mv |
| GS-AP-MW-21V | 3/23/2020 17:05 | pH | 7.93 | pH |
| GS-AP-MW-21V | 3/23/2020 17:05 | Temperature | 18.2 | C |
| GS-AP-MW-21V | 3/23/2020 17:05 | Turbidity | 2.9 | NTU |
| GS-AP-MW-21V | 3/23/2020 17:10 | Conductivity | 5570.92 | uS/cm |
| GS-AP-MW-21V | 3/23/2020 17:10 | DO | 0.53 | mg/L |
| GS-AP-MW-21V | 3/23/2020 17:10 | Depth to Water Detail | 179.23 | ft |
| GS-AP-MW-21V | 3/23/2020 17:10 | Oxidation Reduction Potention | -221.93 | mv |
| GS-AP-MW-21V | 3/23/2020 17:10 | pH | 7.93 | pH |
| GS-AP-MW-21V | 3/23/2020 17:10 | Temperature | 18.13 | C |
| GS-AP-MW-21V | 3/23/2020 17:10 | Turbidity | 2.8 | NTU |

# Alabama Power Company
# Plant Gorgas Ash Pond

| WELL ID | READING TIME | DESCRIPTION | VALUE | UNIT |
|---|---|---|---|---|
| GS-AP-MW-25HA | 3/24/2020 12:31 | Conductivity | 947.99 | uS/cm |
| GS-AP-MW-25HA | 3/24/2020 12:31 | DO | 1.01 | mg/L |
| GS-AP-MW-25HA | 3/24/2020 12:31 | Depth to Water Detail | 176.15 | ft |
| GS-AP-MW-25HA | 3/24/2020 12:31 | Oxidation Reduction Potention | -106.92 | mv |
| GS-AP-MW-25HA | 3/24/2020 12:31 | pH | 8.52 | pH |
| GS-AP-MW-25HA | 3/24/2020 12:31 | Temperature | 19.34 | C |
| GS-AP-MW-25HA | 3/24/2020 12:31 | Turbidity | 19.2 | NTU |
| GS-AP-MW-25HA | 3/24/2020 12:36 | Conductivity | 1056.36 | uS/cm |
| GS-AP-MW-25HA | 3/24/2020 12:36 | DO | 0.82 | mg/L |
| GS-AP-MW-25HA | 3/24/2020 12:36 | Depth to Water Detail | 176.28 | ft |
| GS-AP-MW-25HA | 3/24/2020 12:36 | Oxidation Reduction Potention | -125.82 | mv |
| GS-AP-MW-25HA | 3/24/2020 12:36 | pH | 8.62 | pH |
| GS-AP-MW-25HA | 3/24/2020 12:36 | Temperature | 19.38 | C |
| GS-AP-MW-25HA | 3/24/2020 12:36 | Turbidity | 15.4 | NTU |
| GS-AP-MW-25HA | 3/24/2020 12:41 | Conductivity | 1256.94 | uS/cm |
| GS-AP-MW-25HA | 3/24/2020 12:41 | DO | 0.66 | mg/L |
| GS-AP-MW-25HA | 3/24/2020 12:41 | Depth to Water Detail | 176.37 | ft |
| GS-AP-MW-25HA | 3/24/2020 12:41 | Oxidation Reduction Potention | -151.19 | mv |
| GS-AP-MW-25HA | 3/24/2020 12:41 | pH | 8.62 | pH |
| GS-AP-MW-25HA | 3/24/2020 12:41 | Temperature | 19.39 | C |
| GS-AP-MW-25HA | 3/24/2020 12:41 | Turbidity | 16.5 | NTU |
| GS-AP-MW-25HA | 3/24/2020 12:46 | Conductivity | 1347.61 | uS/cm |
| GS-AP-MW-25HA | 3/24/2020 12:46 | DO | 0.59 | mg/L |
| GS-AP-MW-25HA | 3/24/2020 12:46 | Depth to Water Detail | 176.49 | ft |
| GS-AP-MW-25HA | 3/24/2020 12:46 | Oxidation Reduction Potention | -164.71 | mv |
| GS-AP-MW-25HA | 3/24/2020 12:46 | pH | 8.63 | pH |
| GS-AP-MW-25HA | 3/24/2020 12:46 | Temperature | 19.13 | C |
| GS-AP-MW-25HA | 3/24/2020 12:46 | Turbidity | 14.4 | NTU |
| GS-AP-MW-25HA | 3/24/2020 12:51 | Conductivity | 1404.91 | uS/cm |
| GS-AP-MW-25HA | 3/24/2020 12:51 | DO | 0.54 | mg/L |
| GS-AP-MW-25HA | 3/24/2020 12:51 | Depth to Water Detail | 176.55 | ft |
| GS-AP-MW-25HA | 3/24/2020 12:51 | Oxidation Reduction Potention | -173.63 | mv |
| GS-AP-MW-25HA | 3/24/2020 12:51 | pH | 8.63 | pH |
| GS-AP-MW-25HA | 3/24/2020 12:51 | Temperature | 18.93 | C |
| GS-AP-MW-25HA | 3/24/2020 12:51 | Turbidity | 12.4 | NTU |
| GS-AP-MW-25HA | 3/24/2020 12:56 | Conductivity | 1425.59 | uS/cm |
| GS-AP-MW-25HA | 3/24/2020 12:56 | DO | 0.5 | mg/L |
| GS-AP-MW-25HA | 3/24/2020 12:56 | Depth to Water Detail | 176.59 | ft |
| GS-AP-MW-25HA | 3/24/2020 12:56 | Oxidation Reduction Potention | -180.88 | mv |
| GS-AP-MW-25HA | 3/24/2020 12:56 | pH | 8.64 | pH |
| GS-AP-MW-25HA | 3/24/2020 12:56 | Temperature | 19.17 | C |
| GS-AP-MW-25HA | 3/24/2020 12:56 | Turbidity | 10.22 | NTU |
| GS-AP-MW-25HA | 3/24/2020 13:01 | Conductivity | 1443.51 | uS/cm |
| GS-AP-MW-25HA | 3/24/2020 13:01 | DO | 0.49 | mg/L |
| GS-AP-MW-25HA | 3/24/2020 13:01 | Depth to Water Detail | 176.59 | ft |
| GS-AP-MW-25HA | 3/24/2020 13:01 | Oxidation Reduction Potention | -187.41 | mv |

# Alabama Power Company
# Plant Gorgas Ash Pond

| WELL ID | READING TIME | DESCRIPTION | VALUE | UNIT |
|---|---|---|---|---|
| GS-AP-MW-25HA | 3/24/2020 13:01 | pH | 8.66 | pH |
| GS-AP-MW-25HA | 3/24/2020 13:01 | Temperature | 19.09 | C |
| GS-AP-MW-25HA | 3/24/2020 13:01 | Turbidity | 8.52 | NTU |
| GS-AP-MW-25HA | 3/24/2020 13:06 | Conductivity | 1450.68 | uS/cm |
| GS-AP-MW-25HA | 3/24/2020 13:06 | DO | 0.54 | mg/L |
| GS-AP-MW-25HA | 3/24/2020 13:06 | Depth to Water Detail | 176.59 | ft |
| GS-AP-MW-25HA | 3/24/2020 13:06 | Oxidation Reduction Potention | -191.05 | mv |
| GS-AP-MW-25HA | 3/24/2020 13:06 | pH | 8.67 | pH |
| GS-AP-MW-25HA | 3/24/2020 13:06 | Temperature | 19.49 | C |
| GS-AP-MW-25HA | 3/24/2020 13:06 | Turbidity | 8.74 | NTU |

# Alabama Power Company
# Plant Gorgas Ash Pond

| WELL ID | READING TIME | DESCRIPTION | VALUE | UNIT |
|---|---|---|---|---|
| GS-AP-MW-43HO | 3/25/2020 9:27 | Conductivity | 1309.52 | uS/cm |
| GS-AP-MW-43HO | 3/25/2020 9:27 | DO | 1.46 | mg/L |
| GS-AP-MW-43HO | 3/25/2020 9:27 | Depth to Water Detail | 150.45 | ft |
| GS-AP-MW-43HO | 3/25/2020 9:27 | Oxidation Reduction Potention | -257.7 | mv |
| GS-AP-MW-43HO | 3/25/2020 9:27 | pH | 8.2 | pH |
| GS-AP-MW-43HO | 3/25/2020 9:27 | Temperature | 17.12 | C |
| GS-AP-MW-43HO | 3/25/2020 9:27 | Turbidity | 6.98 | NTU |
| GS-AP-MW-43HO | 3/25/2020 9:32 | Conductivity | 1350.86 | uS/cm |
| GS-AP-MW-43HO | 3/25/2020 9:32 | DO | 1.2 | mg/L |
| GS-AP-MW-43HO | 3/25/2020 9:32 | Depth to Water Detail | 150.64 | ft |
| GS-AP-MW-43HO | 3/25/2020 9:32 | Oxidation Reduction Potention | -277.48 | mv |
| GS-AP-MW-43HO | 3/25/2020 9:32 | pH | 8.29 | pH |
| GS-AP-MW-43HO | 3/25/2020 9:32 | Temperature | 17.11 | C |
| GS-AP-MW-43HO | 3/25/2020 9:32 | Turbidity | 5.92 | NTU |
| GS-AP-MW-43HO | 3/25/2020 9:37 | Conductivity | 1401.36 | uS/cm |
| GS-AP-MW-43HO | 3/25/2020 9:37 | DO | 1.19 | mg/L |
| GS-AP-MW-43HO | 3/25/2020 9:37 | Depth to Water Detail | 150.9 | ft |
| GS-AP-MW-43HO | 3/25/2020 9:37 | Oxidation Reduction Potention | -285.95 | mv |
| GS-AP-MW-43HO | 3/25/2020 9:37 | pH | 8.29 | pH |
| GS-AP-MW-43HO | 3/25/2020 9:37 | Temperature | 17.15 | C |
| GS-AP-MW-43HO | 3/25/2020 9:37 | Turbidity | 4.75 | NTU |
| GS-AP-MW-43HO | 3/25/2020 9:42 | Conductivity | 1355.16 | uS/cm |
| GS-AP-MW-43HO | 3/25/2020 9:42 | DO | 1.12 | mg/L |
| GS-AP-MW-43HO | 3/25/2020 9:42 | Depth to Water Detail | 151.06 | ft |
| GS-AP-MW-43HO | 3/25/2020 9:42 | Oxidation Reduction Potention | -289.39 | mv |
| GS-AP-MW-43HO | 3/25/2020 9:42 | pH | 8.28 | pH |
| GS-AP-MW-43HO | 3/25/2020 9:42 | Temperature | 17.1 | C |
| GS-AP-MW-43HO | 3/25/2020 9:42 | Turbidity | 3.62 | NTU |
| GS-AP-MW-43HO | 3/25/2020 9:47 | Conductivity | 1267.24 | uS/cm |
| GS-AP-MW-43HO | 3/25/2020 9:47 | DO | 1.09 | mg/L |
| GS-AP-MW-43HO | 3/25/2020 9:47 | Depth to Water Detail | 151.19 | ft |
| GS-AP-MW-43HO | 3/25/2020 9:47 | Oxidation Reduction Potention | -293.85 | mv |
| GS-AP-MW-43HO | 3/25/2020 9:47 | pH | 8.26 | pH |
| GS-AP-MW-43HO | 3/25/2020 9:47 | Temperature | 17.15 | C |
| GS-AP-MW-43HO | 3/25/2020 9:47 | Turbidity | 3.6 | NTU |
| GS-AP-MW-43HO | 3/25/2020 9:52 | Conductivity | 1290.94 | uS/cm |
| GS-AP-MW-43HO | 3/25/2020 9:52 | DO | 1.1 | mg/L |
| GS-AP-MW-43HO | 3/25/2020 9:52 | Depth to Water Detail | 151.27 | ft |
| GS-AP-MW-43HO | 3/25/2020 9:52 | Oxidation Reduction Potention | -295.78 | mv |
| GS-AP-MW-43HO | 3/25/2020 9:52 | pH | 8.24 | pH |
| GS-AP-MW-43HO | 3/25/2020 9:52 | Temperature | 17.14 | C |
| GS-AP-MW-43HO | 3/25/2020 9:52 | Turbidity | 3.29 | NTU |
| GS-AP-MW-43HO | 3/25/2020 9:57 | Conductivity | 1270.87 | uS/cm |
| GS-AP-MW-43HO | 3/25/2020 9:57 | DO | 1.09 | mg/L |
| GS-AP-MW-43HO | 3/25/2020 9:57 | Depth to Water Detail | 151.35 | ft |
| GS-AP-MW-43HO | 3/25/2020 9:57 | Oxidation Reduction Potention | -298.74 | mv |

# Alabama Power Company
# Plant Gorgas Ash Pond

| WELL ID | READING TIME | DESCRIPTION | VALUE | UNIT |
|---|---|---|---|---|
| GS-AP-MW-43HO | 3/25/2020 9:57 | pH | 8.24 | pH |
| GS-AP-MW-43HO | 3/25/2020 9:57 | Temperature | 17.15 | C |
| GS-AP-MW-43HO | 3/25/2020 9:57 | Turbidity | 2.96 | NTU |

# Alabama Power Company
# Plant Gorgas Ash Pond

| WELL ID | READING TIME | DESCRIPTION | VALUE | UNIT |
|---|---|---|---|---|
| GS-AP-PZ-18 | 3/25/2020 11:14 | Conductivity | 1923.92 | uS/cm |
| GS-AP-PZ-18 | 3/25/2020 11:14 | DO | 0.36 | mg/L |
| GS-AP-PZ-18 | 3/25/2020 11:14 | Depth to Water Detail | 105.78 | ft |
| GS-AP-PZ-18 | 3/25/2020 11:14 | Oxidation Reduction Potention | -120.27 | mv |
| GS-AP-PZ-18 | 3/25/2020 11:14 | pH | 6.93 | pH |
| GS-AP-PZ-18 | 3/25/2020 11:14 | Temperature | 17.21 | C |
| GS-AP-PZ-18 | 3/25/2020 11:14 | Turbidity | 33.2 | NTU |
| GS-AP-PZ-18 | 3/25/2020 11:19 | Conductivity | 1620.53 | uS/cm |
| GS-AP-PZ-18 | 3/25/2020 11:19 | DO | 0.27 | mg/L |
| GS-AP-PZ-18 | 3/25/2020 11:19 | Depth to Water Detail | 105.78 | ft |
| GS-AP-PZ-18 | 3/25/2020 11:19 | Oxidation Reduction Potention | -106.84 | mv |
| GS-AP-PZ-18 | 3/25/2020 11:19 | pH | 6.79 | pH |
| GS-AP-PZ-18 | 3/25/2020 11:19 | Temperature | 17.27 | C |
| GS-AP-PZ-18 | 3/25/2020 11:19 | Turbidity | 18.6 | NTU |
| GS-AP-PZ-18 | 3/25/2020 11:24 | Conductivity | 1503.33 | uS/cm |
| GS-AP-PZ-18 | 3/25/2020 11:24 | DO | 0.24 | mg/L |
| GS-AP-PZ-18 | 3/25/2020 11:24 | Depth to Water Detail | 105.78 | ft |
| GS-AP-PZ-18 | 3/25/2020 11:24 | Oxidation Reduction Potention | -100.06 | mv |
| GS-AP-PZ-18 | 3/25/2020 11:24 | pH | 6.73 | pH |
| GS-AP-PZ-18 | 3/25/2020 11:24 | Temperature | 17.32 | C |
| GS-AP-PZ-18 | 3/25/2020 11:24 | Turbidity | 12.5 | NTU |
| GS-AP-PZ-18 | 3/25/2020 11:29 | Conductivity | 1460.19 | uS/cm |
| GS-AP-PZ-18 | 3/25/2020 11:29 | DO | 0.21 | mg/L |
| GS-AP-PZ-18 | 3/25/2020 11:29 | Depth to Water Detail | 105.78 | ft |
| GS-AP-PZ-18 | 3/25/2020 11:29 | Oxidation Reduction Potention | -96.23 | mv |
| GS-AP-PZ-18 | 3/25/2020 11:29 | pH | 6.71 | pH |
| GS-AP-PZ-18 | 3/25/2020 11:29 | Temperature | 17.34 | C |
| GS-AP-PZ-18 | 3/25/2020 11:29 | Turbidity | 8.96 | NTU |
| GS-AP-PZ-18 | 3/25/2020 11:34 | Conductivity | 1403.1 | uS/cm |
| GS-AP-PZ-18 | 3/25/2020 11:34 | DO | 0.2 | mg/L |
| GS-AP-PZ-18 | 3/25/2020 11:34 | Depth to Water Detail | 105.78 | ft |
| GS-AP-PZ-18 | 3/25/2020 11:34 | Oxidation Reduction Potention | -96.52 | mv |
| GS-AP-PZ-18 | 3/25/2020 11:34 | pH | 6.71 | pH |
| GS-AP-PZ-18 | 3/25/2020 11:34 | Temperature | 17.42 | C |
| GS-AP-PZ-18 | 3/25/2020 11:34 | Turbidity | 6.74 | NTU |
| GS-AP-PZ-18 | 3/25/2020 11:39 | Conductivity | 1358.23 | uS/cm |
| GS-AP-PZ-18 | 3/25/2020 11:39 | DO | 0.19 | mg/L |
| GS-AP-PZ-18 | 3/25/2020 11:39 | Depth to Water Detail | 105.78 | ft |
| GS-AP-PZ-18 | 3/25/2020 11:39 | Oxidation Reduction Potention | -99.42 | mv |
| GS-AP-PZ-18 | 3/25/2020 11:39 | pH | 6.75 | pH |
| GS-AP-PZ-18 | 3/25/2020 11:39 | Temperature | 17.21 | C |
| GS-AP-PZ-18 | 3/25/2020 11:39 | Turbidity | 6.18 | NTU |
| GS-AP-PZ-18 | 3/25/2020 11:44 | Conductivity | 1337.25 | uS/cm |
| GS-AP-PZ-18 | 3/25/2020 11:44 | DO | 0.19 | mg/L |
| GS-AP-PZ-18 | 3/25/2020 11:44 | Depth to Water Detail | 105.78 | ft |
| GS-AP-PZ-18 | 3/25/2020 11:44 | Oxidation Reduction Potention | -102.16 | mv |

# Alabama Power Company
# Plant Gorgas Ash Pond

| WELL ID | READING TIME | DESCRIPTION | VALUE | UNIT |
|---|---|---|---|---|
| GS-AP-PZ-18 | 3/25/2020 11:44 | pH | 6.78 | pH |
| GS-AP-PZ-18 | 3/25/2020 11:44 | Temperature | 17.19 | C |
| GS-AP-PZ-18 | 3/25/2020 11:44 | Turbidity | 4.64 | NTU |
| GS-AP-PZ-18 | 3/25/2020 11:49 | Conductivity | 1317.79 | uS/cm |
| GS-AP-PZ-18 | 3/25/2020 11:49 | DO | 0.26 | mg/L |
| GS-AP-PZ-18 | 3/25/2020 11:49 | Depth to Water Detail | 105.78 | ft |
| GS-AP-PZ-18 | 3/25/2020 11:49 | Oxidation Reduction Potention | -102.62 | mv |
| GS-AP-PZ-18 | 3/25/2020 11:49 | pH | 6.8 | pH |
| GS-AP-PZ-18 | 3/25/2020 11:49 | Temperature | 17.28 | C |
| GS-AP-PZ-18 | 3/25/2020 11:49 | Turbidity | 4.49 | NTU |

# Alabama Power Company
# Plant Gorgas Ash Pond

| WELL ID | READING TIME | DESCRIPTION | VALUE | UNIT |
|---|---|---|---|---|
| GS-AP-MW-9V | 3/23/2020 14:22 | Conductivity | 1290.29 | uS/cm |
| GS-AP-MW-9V | 3/23/2020 14:22 | DO | 0.37 | mg/L |
| GS-AP-MW-9V | 3/23/2020 14:22 | Depth to Water Detail | 56.53 | ft |
| GS-AP-MW-9V | 3/23/2020 14:22 | Oxidation Reduction Potention | -191.77 | mv |
| GS-AP-MW-9V | 3/23/2020 14:22 | pH | 7.28 | pH |
| GS-AP-MW-9V | 3/23/2020 14:22 | Temperature | 17.76 | C |
| GS-AP-MW-9V | 3/23/2020 14:22 | Turbidity | 3.37 | NTU |
| GS-AP-MW-9V | 3/23/2020 14:27 | Conductivity | 1013.49 | uS/cm |
| GS-AP-MW-9V | 3/23/2020 14:27 | DO | 0.33 | mg/L |
| GS-AP-MW-9V | 3/23/2020 14:27 | Depth to Water Detail | 57.66 | ft |
| GS-AP-MW-9V | 3/23/2020 14:27 | Oxidation Reduction Potention | -212.25 | mv |
| GS-AP-MW-9V | 3/23/2020 14:27 | pH | 7.24 | pH |
| GS-AP-MW-9V | 3/23/2020 14:27 | Temperature | 17.83 | C |
| GS-AP-MW-9V | 3/23/2020 14:27 | Turbidity | 3.48 | NTU |
| GS-AP-MW-9V | 3/23/2020 14:32 | Conductivity | 802.25 | uS/cm |
| GS-AP-MW-9V | 3/23/2020 14:32 | DO | 0.33 | mg/L |
| GS-AP-MW-9V | 3/23/2020 14:32 | Depth to Water Detail | 58.81 | ft |
| GS-AP-MW-9V | 3/23/2020 14:32 | Oxidation Reduction Potention | -213.7 | mv |
| GS-AP-MW-9V | 3/23/2020 14:32 | pH | 7.17 | pH |
| GS-AP-MW-9V | 3/23/2020 14:32 | Temperature | 17.95 | C |
| GS-AP-MW-9V | 3/23/2020 14:32 | Turbidity | 2.75 | NTU |
| GS-AP-MW-9V | 3/23/2020 14:37 | Conductivity | 714.15 | uS/cm |
| GS-AP-MW-9V | 3/23/2020 14:37 | DO | 0.32 | mg/L |
| GS-AP-MW-9V | 3/23/2020 14:37 | Depth to Water Detail | 59.71 | ft |
| GS-AP-MW-9V | 3/23/2020 14:37 | Oxidation Reduction Potention | -218.88 | mv |
| GS-AP-MW-9V | 3/23/2020 14:37 | pH | 7.14 | pH |
| GS-AP-MW-9V | 3/23/2020 14:37 | Temperature | 17.92 | C |
| GS-AP-MW-9V | 3/23/2020 14:37 | Turbidity | 1.96 | NTU |
| GS-AP-MW-9V | 3/23/2020 14:42 | Conductivity | 649.59 | uS/cm |
| GS-AP-MW-9V | 3/23/2020 14:42 | DO | 0.33 | mg/L |
| GS-AP-MW-9V | 3/23/2020 14:42 | Depth to Water Detail | 60.44 | ft |
| GS-AP-MW-9V | 3/23/2020 14:42 | Oxidation Reduction Potention | -226.42 | mv |
| GS-AP-MW-9V | 3/23/2020 14:42 | pH | 7.12 | pH |
| GS-AP-MW-9V | 3/23/2020 14:42 | Temperature | 17.87 | C |
| GS-AP-MW-9V | 3/23/2020 14:42 | Turbidity | 2.63 | NTU |
| GS-AP-MW-9V | 3/23/2020 14:47 | Conductivity | 606.74 | uS/cm |
| GS-AP-MW-9V | 3/23/2020 14:47 | DO | 0.34 | mg/L |
| GS-AP-MW-9V | 3/23/2020 14:47 | Depth to Water Detail | 61.04 | ft |
| GS-AP-MW-9V | 3/23/2020 14:47 | Oxidation Reduction Potention | -231.63 | mv |
| GS-AP-MW-9V | 3/23/2020 14:47 | pH | 7.07 | pH |
| GS-AP-MW-9V | 3/23/2020 14:47 | Temperature | 17.86 | C |
| GS-AP-MW-9V | 3/23/2020 14:47 | Turbidity | 1.5 | NTU |
| GS-AP-MW-9V | 3/23/2020 14:52 | Conductivity | 555.38 | uS/cm |
| GS-AP-MW-9V | 3/23/2020 14:52 | DO | 0.33 | mg/L |
| GS-AP-MW-9V | 3/23/2020 14:52 | Depth to Water Detail | 61.66 | ft |
| GS-AP-MW-9V | 3/23/2020 14:52 | Oxidation Reduction Potention | -237.09 | mv |

# Alabama Power Company
# Plant Gorgas Ash Pond

| WELL ID | READING TIME | DESCRIPTION | VALUE | UNIT |
|---|---|---|---|---|
| GS-AP-MW-9V | 3/23/2020 14:52 | pH | 7.06 | pH |
| GS-AP-MW-9V | 3/23/2020 14:52 | Temperature | 17.81 | C |
| GS-AP-MW-9V | 3/23/2020 14:52 | Turbidity | 1.53 | NTU |
| GS-AP-MW-9V | 3/23/2020 14:57 | Conductivity | 524.27 | uS/cm |
| GS-AP-MW-9V | 3/23/2020 14:57 | DO | 0.34 | mg/L |
| GS-AP-MW-9V | 3/23/2020 14:57 | Depth to Water Detail | 62.21 | ft |
| GS-AP-MW-9V | 3/23/2020 14:57 | Oxidation Reduction Potention | -238.44 | mv |
| GS-AP-MW-9V | 3/23/2020 14:57 | pH | 7.05 | pH |
| GS-AP-MW-9V | 3/23/2020 14:57 | Temperature | 17.75 | C |
| GS-AP-MW-9V | 3/23/2020 14:57 | Turbidity | 1.71 | NTU |
| GS-AP-MW-9V | 3/23/2020 15:02 | Conductivity | 503.21 | uS/cm |
| GS-AP-MW-9V | 3/23/2020 15:02 | DO | 0.35 | mg/L |
| GS-AP-MW-9V | 3/23/2020 15:02 | Depth to Water Detail | 62.8 | ft |
| GS-AP-MW-9V | 3/23/2020 15:02 | Oxidation Reduction Potention | -238.54 | mv |
| GS-AP-MW-9V | 3/23/2020 15:02 | pH | 7.04 | pH |
| GS-AP-MW-9V | 3/23/2020 15:02 | Temperature | 17.79 | C |
| GS-AP-MW-9V | 3/23/2020 15:02 | Turbidity | 1.41 | NTU |
| GS-AP-MW-9V | 3/23/2020 15:07 | Conductivity | 486.12 | uS/cm |
| GS-AP-MW-9V | 3/23/2020 15:07 | DO | 0.35 | mg/L |
| GS-AP-MW-9V | 3/23/2020 15:07 | Depth to Water Detail | 63.17 | ft |
| GS-AP-MW-9V | 3/23/2020 15:07 | Oxidation Reduction Potention | -237.83 | mv |
| GS-AP-MW-9V | 3/23/2020 15:07 | pH | 7.03 | pH |
| GS-AP-MW-9V | 3/23/2020 15:07 | Temperature | 17.75 | C |
| GS-AP-MW-9V | 3/23/2020 15:07 | Turbidity | 1.48 | NTU |
| GS-AP-MW-9V | 3/23/2020 15:12 | Conductivity | 470.44 | uS/cm |
| GS-AP-MW-9V | 3/23/2020 15:12 | DO | 0.35 | mg/L |
| GS-AP-MW-9V | 3/23/2020 15:12 | Depth to Water Detail | 63.92 | ft |
| GS-AP-MW-9V | 3/23/2020 15:12 | Oxidation Reduction Potention | -235.1 | mv |
| GS-AP-MW-9V | 3/23/2020 15:12 | pH | 6.98 | pH |
| GS-AP-MW-9V | 3/23/2020 15:12 | Temperature | 17.79 | C |
| GS-AP-MW-9V | 3/23/2020 15:12 | Turbidity | 1.5 | NTU |
| GS-AP-MW-9V | 3/23/2020 15:17 | Conductivity | 459.69 | uS/cm |
| GS-AP-MW-9V | 3/23/2020 15:17 | DO | 0.35 | mg/L |
| GS-AP-MW-9V | 3/23/2020 15:17 | Depth to Water Detail | 63.62 | ft |
| GS-AP-MW-9V | 3/23/2020 15:17 | Oxidation Reduction Potention | -235.03 | mv |
| GS-AP-MW-9V | 3/23/2020 15:17 | pH | 6.99 | pH |
| GS-AP-MW-9V | 3/23/2020 15:17 | Temperature | 17.74 | C |
| GS-AP-MW-9V | 3/23/2020 15:17 | Turbidity | 1.67 | NTU |
| GS-AP-MW-9V | 3/23/2020 15:22 | Conductivity | 451.37 | uS/cm |
| GS-AP-MW-9V | 3/23/2020 15:22 | DO | 0.35 | mg/L |
| GS-AP-MW-9V | 3/23/2020 15:22 | Depth to Water Detail | 64.21 | ft |
| GS-AP-MW-9V | 3/23/2020 15:22 | Oxidation Reduction Potention | -235.23 | mv |
| GS-AP-MW-9V | 3/23/2020 15:22 | pH | 6.99 | pH |
| GS-AP-MW-9V | 3/23/2020 15:22 | Temperature | 17.74 | C |
| GS-AP-MW-9V | 3/23/2020 15:22 | Turbidity | 1.57 | NTU |
| GS-AP-MW-9V | 3/23/2020 15:27 | Conductivity | 445.56 | uS/cm |

# Alabama Power Company
# Plant Gorgas Ash Pond

| WELL ID | READING TIME | DESCRIPTION | VALUE | UNIT |
|---|---|---|---|---|
| GS-AP-MW-9V | 3/23/2020 15:27 | DO | 0.35 | mg/L |
| GS-AP-MW-9V | 3/23/2020 15:27 | Depth to Water Detail | 64.61 | ft |
| GS-AP-MW-9V | 3/23/2020 15:27 | Oxidation Reduction Potention | -235.3 | mv |
| GS-AP-MW-9V | 3/23/2020 15:27 | pH | 6.99 | pH |
| GS-AP-MW-9V | 3/23/2020 15:27 | Temperature | 17.73 | C |
| GS-AP-MW-9V | 3/23/2020 15:27 | Turbidity | 0.82 | NTU |
| GS-AP-MW-9V | 3/23/2020 15:32 | Conductivity | 439.52 | uS/cm |
| GS-AP-MW-9V | 3/23/2020 15:32 | DO | 0.35 | mg/L |
| GS-AP-MW-9V | 3/23/2020 15:32 | Depth to Water Detail | 64.84 | ft |
| GS-AP-MW-9V | 3/23/2020 15:32 | Oxidation Reduction Potention | -235.31 | mv |
| GS-AP-MW-9V | 3/23/2020 15:32 | pH | 6.99 | pH |
| GS-AP-MW-9V | 3/23/2020 15:32 | Temperature | 17.73 | C |
| GS-AP-MW-9V | 3/23/2020 15:32 | Turbidity | 1.41 | NTU |
| GS-AP-MW-9V | 3/23/2020 15:37 | Conductivity | 434.61 | uS/cm |
| GS-AP-MW-9V | 3/23/2020 15:37 | DO | 0.36 | mg/L |
| GS-AP-MW-9V | 3/23/2020 15:37 | Depth to Water Detail | 65.06 | ft |
| GS-AP-MW-9V | 3/23/2020 15:37 | Oxidation Reduction Potention | -234.56 | mv |
| GS-AP-MW-9V | 3/23/2020 15:37 | pH | 6.98 | pH |
| GS-AP-MW-9V | 3/23/2020 15:37 | Temperature | 17.74 | C |
| GS-AP-MW-9V | 3/23/2020 15:37 | Turbidity | 1.29 | NTU |
| GS-AP-MW-9V | 3/23/2020 15:42 | Conductivity | 430.74 | uS/cm |
| GS-AP-MW-9V | 3/23/2020 15:42 | DO | 0.36 | mg/L |
| GS-AP-MW-9V | 3/23/2020 15:42 | Depth to Water Detail | 65.24 | ft |
| GS-AP-MW-9V | 3/23/2020 15:42 | Oxidation Reduction Potention | -232.8 | mv |
| GS-AP-MW-9V | 3/23/2020 15:42 | pH | 6.95 | pH |
| GS-AP-MW-9V | 3/23/2020 15:42 | Temperature | 17.77 | C |
| GS-AP-MW-9V | 3/23/2020 15:42 | Turbidity | 1.75 | NTU |
| GS-AP-MW-9V | 3/23/2020 15:47 | Conductivity | 427.47 | uS/cm |
| GS-AP-MW-9V | 3/23/2020 15:47 | DO | 0.35 | mg/L |
| GS-AP-MW-9V | 3/23/2020 15:47 | Depth to Water Detail | 65.51 | ft |
| GS-AP-MW-9V | 3/23/2020 15:47 | Oxidation Reduction Potention | -233.7 | mv |
| GS-AP-MW-9V | 3/23/2020 15:47 | pH | 6.96 | pH |
| GS-AP-MW-9V | 3/23/2020 15:47 | Temperature | 17.71 | C |
| GS-AP-MW-9V | 3/23/2020 15:47 | Turbidity | 1.37 | NTU |
| GS-AP-MW-9V | 3/23/2020 15:52 | Conductivity | 425.26 | uS/cm |
| GS-AP-MW-9V | 3/23/2020 15:52 | DO | 0.52 | mg/L |
| GS-AP-MW-9V | 3/23/2020 15:52 | Depth to Water Detail | 65.51 | ft |
| GS-AP-MW-9V | 3/23/2020 15:52 | Oxidation Reduction Potention | -230.8 | mv |
| GS-AP-MW-9V | 3/23/2020 15:52 | pH | 6.97 | pH |
| GS-AP-MW-9V | 3/23/2020 15:52 | Temperature | 17.91 | C |
| GS-AP-MW-9V | 3/23/2020 15:52 | Turbidity | 1.35 | NTU |
| GS-AP-MW-9V | 3/23/2020 15:57 | Conductivity | 414.32 | uS/cm |
| GS-AP-MW-9V | 3/23/2020 15:57 | DO | 0.55 | mg/L |
| GS-AP-MW-9V | 3/23/2020 15:57 | Depth to Water Detail | 65.51 | ft |
| GS-AP-MW-9V | 3/23/2020 15:57 | Oxidation Reduction Potention | -231.21 | mv |
| GS-AP-MW-9V | 3/23/2020 15:57 | pH | 6.97 | pH |

# Alabama Power Company
# Plant Gorgas Ash Pond

| WELL ID | READING TIME | DESCRIPTION | VALUE | UNIT |
|---|---|---|---|---|
| GS-AP-MW-9V | 3/23/2020 15:57 | Temperature | 17.9 | C |
| GS-AP-MW-9V | 3/23/2020 15:57 | Turbidity | 1.32 | NTU |
| GS-AP-MW-9V | 3/23/2020 16:02 | Conductivity | 413.93 | uS/cm |
| GS-AP-MW-9V | 3/23/2020 16:02 | DO | 0.58 | mg/L |
| GS-AP-MW-9V | 3/23/2020 16:02 | Depth to Water Detail | 65.51 | ft |
| GS-AP-MW-9V | 3/23/2020 16:02 | Oxidation Reduction Potention | -230.34 | mv |
| GS-AP-MW-9V | 3/23/2020 16:02 | pH | 6.97 | pH |
| GS-AP-MW-9V | 3/23/2020 16:02 | Temperature | 17.9 | C |
| GS-AP-MW-9V | 3/23/2020 16:02 | Turbidity | 1.21 | NTU |

# Alabama Power Company
# Plant Gorgas Ash Pond

| WELL ID | READING TIME | DESCRIPTION | VALUE | UNIT |
|---|---|---|---|---|
| GS-AP-MW-42H | 3/24/2020 8:31 | Conductivity | 1087.89 | uS/cm |
| GS-AP-MW-42H | 3/24/2020 8:31 | DO | 0.15 | mg/L |
| GS-AP-MW-42H | 3/24/2020 8:31 | Depth to Water Detail | 53.66 | ft |
| GS-AP-MW-42H | 3/24/2020 8:31 | Oxidation Reduction Potention | 9 | mv |
| GS-AP-MW-42H | 3/24/2020 8:31 | pH | 6.25 | pH |
| GS-AP-MW-42H | 3/24/2020 8:31 | Temperature | 17.56 | C |
| GS-AP-MW-42H | 3/24/2020 8:31 | Turbidity | 3.55 | NTU |
| GS-AP-MW-42H | 3/24/2020 8:36 | Conductivity | 1058.49 | uS/cm |
| GS-AP-MW-42H | 3/24/2020 8:36 | DO | 0.14 | mg/L |
| GS-AP-MW-42H | 3/24/2020 8:36 | Depth to Water Detail | 53.71 | ft |
| GS-AP-MW-42H | 3/24/2020 8:36 | Oxidation Reduction Potention | 3.68 | mv |
| GS-AP-MW-42H | 3/24/2020 8:36 | pH | 6.23 | pH |
| GS-AP-MW-42H | 3/24/2020 8:36 | Temperature | 17.56 | C |
| GS-AP-MW-42H | 3/24/2020 8:36 | Turbidity | 3.55 | NTU |
| GS-AP-MW-42H | 3/24/2020 8:41 | Conductivity | 1036.35 | uS/cm |
| GS-AP-MW-42H | 3/24/2020 8:41 | DO | 0.13 | mg/L |
| GS-AP-MW-42H | 3/24/2020 8:41 | Depth to Water Detail | 53.74 | ft |
| GS-AP-MW-42H | 3/24/2020 8:41 | Oxidation Reduction Potention | -1.06 | mv |
| GS-AP-MW-42H | 3/24/2020 8:41 | pH | 6.25 | pH |
| GS-AP-MW-42H | 3/24/2020 8:41 | Temperature | 17.53 | C |
| GS-AP-MW-42H | 3/24/2020 8:41 | Turbidity | 2.78 | NTU |
| GS-AP-MW-42H | 3/24/2020 8:46 | Conductivity | 1089.07 | uS/cm |
| GS-AP-MW-42H | 3/24/2020 8:46 | DO | 0.13 | mg/L |
| GS-AP-MW-42H | 3/24/2020 8:46 | Depth to Water Detail | 53.74 | ft |
| GS-AP-MW-42H | 3/24/2020 8:46 | Oxidation Reduction Potention | -4.07 | mv |
| GS-AP-MW-42H | 3/24/2020 8:46 | pH | 6.28 | pH |
| GS-AP-MW-42H | 3/24/2020 8:46 | Temperature | 17.52 | C |
| GS-AP-MW-42H | 3/24/2020 8:46 | Turbidity | 2.13 | NTU |

# Alabama Power Company
# Plant Gorgas Ash Pond

| WELL ID | READING TIME | DESCRIPTION | VALUE | UNIT |
|---|---|---|---|---|
| GS-AP-MW-38H | 3/24/2020 10:10 | Conductivity | 885.58 | uS/cm |
| GS-AP-MW-38H | 3/24/2020 10:10 | DO | 0.74 | mg/L |
| GS-AP-MW-38H | 3/24/2020 10:10 | Depth to Water Detail | 47.54 | ft |
| GS-AP-MW-38H | 3/24/2020 10:10 | Oxidation Reduction Potention | -181.03 | mv |
| GS-AP-MW-38H | 3/24/2020 10:10 | pH | 7.8 | pH |
| GS-AP-MW-38H | 3/24/2020 10:10 | Temperature | 18.07 | C |
| GS-AP-MW-38H | 3/24/2020 10:10 | Turbidity | 19.7 | NTU |
| GS-AP-MW-38H | 3/24/2020 10:15 | Conductivity | 854.74 | uS/cm |
| GS-AP-MW-38H | 3/24/2020 10:15 | DO | 0.65 | mg/L |
| GS-AP-MW-38H | 3/24/2020 10:15 | Depth to Water Detail | 47.54 | ft |
| GS-AP-MW-38H | 3/24/2020 10:15 | Oxidation Reduction Potention | -182.58 | mv |
| GS-AP-MW-38H | 3/24/2020 10:15 | pH | 7.84 | pH |
| GS-AP-MW-38H | 3/24/2020 10:15 | Temperature | 18.03 | C |
| GS-AP-MW-38H | 3/24/2020 10:15 | Turbidity | 13.1 | NTU |
| GS-AP-MW-38H | 3/24/2020 10:20 | Conductivity | 766.55 | uS/cm |
| GS-AP-MW-38H | 3/24/2020 10:20 | DO | 0.57 | mg/L |
| GS-AP-MW-38H | 3/24/2020 10:20 | Depth to Water Detail | 47.54 | ft |
| GS-AP-MW-38H | 3/24/2020 10:20 | Oxidation Reduction Potention | -180.56 | mv |
| GS-AP-MW-38H | 3/24/2020 10:20 | pH | 7.88 | pH |
| GS-AP-MW-38H | 3/24/2020 10:20 | Temperature | 18.06 | C |
| GS-AP-MW-38H | 3/24/2020 10:20 | Turbidity | 12.1 | NTU |
| GS-AP-MW-38H | 3/24/2020 10:25 | Conductivity | 669.35 | uS/cm |
| GS-AP-MW-38H | 3/24/2020 10:25 | DO | 0.62 | mg/L |
| GS-AP-MW-38H | 3/24/2020 10:25 | Depth to Water Detail | 47.54 | ft |
| GS-AP-MW-38H | 3/24/2020 10:25 | Oxidation Reduction Potention | -177.71 | mv |
| GS-AP-MW-38H | 3/24/2020 10:25 | pH | 7.93 | pH |
| GS-AP-MW-38H | 3/24/2020 10:25 | Temperature | 18.07 | C |
| GS-AP-MW-38H | 3/24/2020 10:25 | Turbidity | 12.66 | NTU |
| GS-AP-MW-38H | 3/24/2020 10:30 | Conductivity | 618.82 | uS/cm |
| GS-AP-MW-38H | 3/24/2020 10:30 | DO | 0.58 | mg/L |
| GS-AP-MW-38H | 3/24/2020 10:30 | Depth to Water Detail | 47.54 | ft |
| GS-AP-MW-38H | 3/24/2020 10:30 | Oxidation Reduction Potention | -174.68 | mv |
| GS-AP-MW-38H | 3/24/2020 10:30 | pH | 7.94 | pH |
| GS-AP-MW-38H | 3/24/2020 10:30 | Temperature | 18.09 | C |
| GS-AP-MW-38H | 3/24/2020 10:30 | Turbidity | 7.29 | NTU |
| GS-AP-MW-38H | 3/24/2020 10:35 | Conductivity | 592.56 | uS/cm |
| GS-AP-MW-38H | 3/24/2020 10:35 | DO | 0.59 | mg/L |
| GS-AP-MW-38H | 3/24/2020 10:35 | Depth to Water Detail | 47.54 | ft |
| GS-AP-MW-38H | 3/24/2020 10:35 | Oxidation Reduction Potention | -174.03 | mv |
| GS-AP-MW-38H | 3/24/2020 10:35 | pH | 7.96 | pH |
| GS-AP-MW-38H | 3/24/2020 10:35 | Temperature | 18.16 | C |
| GS-AP-MW-38H | 3/24/2020 10:35 | Turbidity | 6.94 | NTU |
| GS-AP-MW-38H | 3/24/2020 10:40 | Conductivity | 576.23 | uS/cm |
| GS-AP-MW-38H | 3/24/2020 10:40 | DO | 0.57 | mg/L |
| GS-AP-MW-38H | 3/24/2020 10:40 | Depth to Water Detail | 47.54 | ft |
| GS-AP-MW-38H | 3/24/2020 10:40 | Oxidation Reduction Potention | -174.45 | mv |

# Alabama Power Company
# Plant Gorgas Ash Pond

| WELL ID | READING TIME | DESCRIPTION | VALUE | UNIT |
|---|---|---|---|---|
| GS-AP-MW-38H | 3/24/2020 10:40 | pH | 7.98 | pH |
| GS-AP-MW-38H | 3/24/2020 10:40 | Temperature | 18.15 | C |
| GS-AP-MW-38H | 3/24/2020 10:40 | Turbidity | 8.66 | NTU |
| GS-AP-MW-38H | 3/24/2020 10:45 | Conductivity | 562.07 | uS/cm |
| GS-AP-MW-38H | 3/24/2020 10:45 | DO | 0.62 | mg/L |
| GS-AP-MW-38H | 3/24/2020 10:45 | Depth to Water Detail | 47.54 | ft |
| GS-AP-MW-38H | 3/24/2020 10:45 | Oxidation Reduction Potention | -173.57 | mv |
| GS-AP-MW-38H | 3/24/2020 10:45 | pH | 7.98 | pH |
| GS-AP-MW-38H | 3/24/2020 10:45 | Temperature | 18.32 | C |
| GS-AP-MW-38H | 3/24/2020 10:45 | Turbidity | 8.68 | NTU |
| GS-AP-MW-38H | 3/24/2020 10:50 | Conductivity | 550.85 | uS/cm |
| GS-AP-MW-38H | 3/24/2020 10:50 | DO | 0.64 | mg/L |
| GS-AP-MW-38H | 3/24/2020 10:50 | Depth to Water Detail | 47.54 | ft |
| GS-AP-MW-38H | 3/24/2020 10:50 | Oxidation Reduction Potention | -172.83 | mv |
| GS-AP-MW-38H | 3/24/2020 10:50 | pH | 7.99 | pH |
| GS-AP-MW-38H | 3/24/2020 10:50 | Temperature | 18.41 | C |
| GS-AP-MW-38H | 3/24/2020 10:50 | Turbidity | 7.24 | NTU |

# Alabama Power Company
# Plant Gorgas Ash Pond

| WELL ID | READING TIME | DESCRIPTION | VALUE | UNIT |
|---|---|---|---|---|
| GS-AP-MW-19 | 3/24/2020 14:05 | Conductivity | 508.65 | uS/cm |
| GS-AP-MW-19 | 3/24/2020 14:05 | DO | 0.56 | mg/L |
| GS-AP-MW-19 | 3/24/2020 14:05 | Depth to Water Detail | 110.84 | ft |
| GS-AP-MW-19 | 3/24/2020 14:05 | Oxidation Reduction Potention | -155.14 | mv |
| GS-AP-MW-19 | 3/24/2020 14:05 | pH | 8.06 | pH |
| GS-AP-MW-19 | 3/24/2020 14:05 | Temperature | 18.36 | C |
| GS-AP-MW-19 | 3/24/2020 14:05 | Turbidity | 1.73 | NTU |
| GS-AP-MW-19 | 3/24/2020 14:10 | Conductivity | 505.94 | uS/cm |
| GS-AP-MW-19 | 3/24/2020 14:10 | DO | 0.35 | mg/L |
| GS-AP-MW-19 | 3/24/2020 14:10 | Depth to Water Detail | 110.87 | ft |
| GS-AP-MW-19 | 3/24/2020 14:10 | Oxidation Reduction Potention | -172.29 | mv |
| GS-AP-MW-19 | 3/24/2020 14:10 | pH | 8.01 | pH |
| GS-AP-MW-19 | 3/24/2020 14:10 | Temperature | 18.43 | C |
| GS-AP-MW-19 | 3/24/2020 14:10 | Turbidity | 1.09 | NTU |
| GS-AP-MW-19 | 3/24/2020 14:15 | Conductivity | 506.46 | uS/cm |
| GS-AP-MW-19 | 3/24/2020 14:15 | DO | 0.32 | mg/L |
| GS-AP-MW-19 | 3/24/2020 14:15 | Depth to Water Detail | 110.87 | ft |
| GS-AP-MW-19 | 3/24/2020 14:15 | Oxidation Reduction Potention | -176.34 | mv |
| GS-AP-MW-19 | 3/24/2020 14:15 | pH | 7.96 | pH |
| GS-AP-MW-19 | 3/24/2020 14:15 | Temperature | 18.25 | C |
| GS-AP-MW-19 | 3/24/2020 14:15 | Turbidity | 1.01 | NTU |
| GS-AP-MW-19 | 3/24/2020 14:20 | Conductivity | 505.87 | uS/cm |
| GS-AP-MW-19 | 3/24/2020 14:20 | DO | 0.31 | mg/L |
| GS-AP-MW-19 | 3/24/2020 14:20 | Depth to Water Detail | 110.87 | ft |
| GS-AP-MW-19 | 3/24/2020 14:20 | Oxidation Reduction Potention | -177.54 | mv |
| GS-AP-MW-19 | 3/24/2020 14:20 | pH | 7.93 | pH |
| GS-AP-MW-19 | 3/24/2020 14:20 | Temperature | 18.4 | C |
| GS-AP-MW-19 | 3/24/2020 14:20 | Turbidity | 0.95 | NTU |

# Alabama Power Company
# Plant Gorgas Ash Pond

| WELL ID | READING TIME | DESCRIPTION | VALUE | UNIT |
|---|---|---|---|---|
| GS-AP-MW-29H | 3/25/2020 9:49 | Conductivity | 666.78 | uS/cm |
| GS-AP-MW-29H | 3/25/2020 9:49 | DO | 0.34 | mg/L |
| GS-AP-MW-29H | 3/25/2020 9:49 | Depth to Water Detail | 77.84 | ft |
| GS-AP-MW-29H | 3/25/2020 9:49 | Oxidation Reduction Potention | -145.44 | mv |
| GS-AP-MW-29H | 3/25/2020 9:49 | pH | 7.49 | pH |
| GS-AP-MW-29H | 3/25/2020 9:49 | Temperature | 17.27 | C |
| GS-AP-MW-29H | 3/25/2020 9:49 | Turbidity | 6.67 | NTU |
| GS-AP-MW-29H | 3/25/2020 9:54 | Conductivity | 639.05 | uS/cm |
| GS-AP-MW-29H | 3/25/2020 9:54 | DO | 0.31 | mg/L |
| GS-AP-MW-29H | 3/25/2020 9:54 | Depth to Water Detail | 78.22 | ft |
| GS-AP-MW-29H | 3/25/2020 9:54 | Oxidation Reduction Potention | -145.04 | mv |
| GS-AP-MW-29H | 3/25/2020 9:54 | pH | 7.47 | pH |
| GS-AP-MW-29H | 3/25/2020 9:54 | Temperature | 17.26 | C |
| GS-AP-MW-29H | 3/25/2020 9:54 | Turbidity | 3.25 | NTU |
| GS-AP-MW-29H | 3/25/2020 9:59 | Conductivity | 621.39 | uS/cm |
| GS-AP-MW-29H | 3/25/2020 9:59 | DO | 0.31 | mg/L |
| GS-AP-MW-29H | 3/25/2020 9:59 | Depth to Water Detail | 78.27 | ft |
| GS-AP-MW-29H | 3/25/2020 9:59 | Oxidation Reduction Potention | -141.89 | mv |
| GS-AP-MW-29H | 3/25/2020 9:59 | pH | 7.45 | pH |
| GS-AP-MW-29H | 3/25/2020 9:59 | Temperature | 17.24 | C |
| GS-AP-MW-29H | 3/25/2020 9:59 | Turbidity | 2.46 | NTU |
| GS-AP-MW-29H | 3/25/2020 10:04 | Conductivity | 609.5 | uS/cm |
| GS-AP-MW-29H | 3/25/2020 10:04 | DO | 0.33 | mg/L |
| GS-AP-MW-29H | 3/25/2020 10:04 | Depth to Water Detail | 78.27 | ft |
| GS-AP-MW-29H | 3/25/2020 10:04 | Oxidation Reduction Potention | -139.37 | mv |
| GS-AP-MW-29H | 3/25/2020 10:04 | pH | 7.45 | pH |
| GS-AP-MW-29H | 3/25/2020 10:04 | Temperature | 17.21 | C |
| GS-AP-MW-29H | 3/25/2020 10:04 | Turbidity | 2.49 | NTU |

# Alabama Power Company
# Plant Gorgas Ash Pond

| WELL ID | READING TIME | DESCRIPTION | VALUE | UNIT |
|---|---|---|---|---|
| GS-AP-MW-17V | 3/25/2020 12:18 | Conductivity | 561.47 | uS/cm |
| GS-AP-MW-17V | 3/25/2020 12:18 | DO | 0.46 | mg/L |
| GS-AP-MW-17V | 3/25/2020 12:18 | Depth to Water Detail | 124.88 | ft |
| GS-AP-MW-17V | 3/25/2020 12:18 | Oxidation Reduction Potention | -158.68 | mv |
| GS-AP-MW-17V | 3/25/2020 12:18 | pH | 7.61 | pH |
| GS-AP-MW-17V | 3/25/2020 12:18 | Temperature | 19.59 | C |
| GS-AP-MW-17V | 3/25/2020 12:18 | Turbidity | 1.75 | NTU |
| GS-AP-MW-17V | 3/25/2020 12:23 | Conductivity | 557.89 | uS/cm |
| GS-AP-MW-17V | 3/25/2020 12:23 | DO | 0.54 | mg/L |
| GS-AP-MW-17V | 3/25/2020 12:23 | Depth to Water Detail | 125.04 | ft |
| GS-AP-MW-17V | 3/25/2020 12:23 | Oxidation Reduction Potention | -157.7 | mv |
| GS-AP-MW-17V | 3/25/2020 12:23 | pH | 7.62 | pH |
| GS-AP-MW-17V | 3/25/2020 12:23 | Temperature | 19.67 | C |
| GS-AP-MW-17V | 3/25/2020 12:23 | Turbidity | 1.49 | NTU |
| GS-AP-MW-17V | 3/25/2020 12:28 | Conductivity | 555.42 | uS/cm |
| GS-AP-MW-17V | 3/25/2020 12:28 | DO | 0.56 | mg/L |
| GS-AP-MW-17V | 3/25/2020 12:28 | Depth to Water Detail | 125.14 | ft |
| GS-AP-MW-17V | 3/25/2020 12:28 | Oxidation Reduction Potention | -158.15 | mv |
| GS-AP-MW-17V | 3/25/2020 12:28 | pH | 7.63 | pH |
| GS-AP-MW-17V | 3/25/2020 12:28 | Temperature | 19.38 | C |
| GS-AP-MW-17V | 3/25/2020 12:28 | Turbidity | 1.27 | NTU |
| GS-AP-MW-17V | 3/25/2020 12:33 | Conductivity | 538.31 | uS/cm |
| GS-AP-MW-17V | 3/25/2020 12:33 | DO | 0.57 | mg/L |
| GS-AP-MW-17V | 3/25/2020 12:33 | Depth to Water Detail | 125.29 | ft |
| GS-AP-MW-17V | 3/25/2020 12:33 | Oxidation Reduction Potention | -156.64 | mv |
| GS-AP-MW-17V | 3/25/2020 12:33 | pH | 7.63 | pH |
| GS-AP-MW-17V | 3/25/2020 12:33 | Temperature | 19.37 | C |
| GS-AP-MW-17V | 3/25/2020 12:33 | Turbidity | 1.22 | NTU |

# Alabama Power Company
# Plant Gorgas Ash Pond

| WELL ID | READING TIME | DESCRIPTION | VALUE | UNIT |
|---|---|---|---|---|
| GS-AP-MW-16D | 3/24/2020 13:23 | Conductivity | 352.63 | uS/cm |
| GS-AP-MW-16D | 3/24/2020 13:23 | DO | 1.21 | mg/L |
| GS-AP-MW-16D | 3/24/2020 13:23 | Depth to Water Detail | 135.6 | ft |
| GS-AP-MW-16D | 3/24/2020 13:23 | Oxidation Reduction Potention | -69.35 | mv |
| GS-AP-MW-16D | 3/24/2020 13:23 | pH | 7.4 | pH |
| GS-AP-MW-16D | 3/24/2020 13:23 | Temperature | 19.42 | C |
| GS-AP-MW-16D | 3/24/2020 13:23 | Turbidity | 2.17 | NTU |
| GS-AP-MW-16D | 3/24/2020 13:28 | Conductivity | 354.02 | uS/cm |
| GS-AP-MW-16D | 3/24/2020 13:28 | DO | 0.69 | mg/L |
| GS-AP-MW-16D | 3/24/2020 13:28 | Depth to Water Detail | 136 | ft |
| GS-AP-MW-16D | 3/24/2020 13:28 | Oxidation Reduction Potention | -78.57 | mv |
| GS-AP-MW-16D | 3/24/2020 13:28 | pH | 7.43 | pH |
| GS-AP-MW-16D | 3/24/2020 13:28 | Temperature | 19.29 | C |
| GS-AP-MW-16D | 3/24/2020 13:28 | Turbidity | 2.38 | NTU |
| GS-AP-MW-16D | 3/24/2020 13:33 | Conductivity | 353.65 | uS/cm |
| GS-AP-MW-16D | 3/24/2020 13:33 | DO | 0.54 | mg/L |
| GS-AP-MW-16D | 3/24/2020 13:33 | Depth to Water Detail | 136.14 | ft |
| GS-AP-MW-16D | 3/24/2020 13:33 | Oxidation Reduction Potention | -82.49 | mv |
| GS-AP-MW-16D | 3/24/2020 13:33 | pH | 7.45 | pH |
| GS-AP-MW-16D | 3/24/2020 13:33 | Temperature | 19.43 | C |
| GS-AP-MW-16D | 3/24/2020 13:33 | Turbidity | 1.51 | NTU |
| GS-AP-MW-16D | 3/24/2020 13:38 | Conductivity | 353.21 | uS/cm |
| GS-AP-MW-16D | 3/24/2020 13:38 | DO | 0.48 | mg/L |
| GS-AP-MW-16D | 3/24/2020 13:38 | Depth to Water Detail | 136.25 | ft |
| GS-AP-MW-16D | 3/24/2020 13:38 | Oxidation Reduction Potention | -83.95 | mv |
| GS-AP-MW-16D | 3/24/2020 13:38 | pH | 7.45 | pH |
| GS-AP-MW-16D | 3/24/2020 13:38 | Temperature | 19.21 | C |
| GS-AP-MW-16D | 3/24/2020 13:38 | Turbidity | 1.47 | NTU |
| GS-AP-MW-16D | 3/24/2020 13:43 | Conductivity | 353.51 | uS/cm |
| GS-AP-MW-16D | 3/24/2020 13:43 | DO | 0.46 | mg/L |
| GS-AP-MW-16D | 3/24/2020 13:43 | Depth to Water Detail | 136.4 | ft |
| GS-AP-MW-16D | 3/24/2020 13:43 | Oxidation Reduction Potention | -84.89 | mv |
| GS-AP-MW-16D | 3/24/2020 13:43 | pH | 7.46 | pH |
| GS-AP-MW-16D | 3/24/2020 13:43 | Temperature | 19.4 | C |
| GS-AP-MW-16D | 3/24/2020 13:43 | Turbidity | 1.38 | NTU |

# Alabama Power Company
# Plant Gorgas Ash Pond

| WELL ID | READING TIME | DESCRIPTION | VALUE | UNIT |
|---|---|---|---|---|
| GS-AP-MW-26H | 3/25/2020 9:27 | Conductivity | 551 | uS/cm |
| GS-AP-MW-26H | 3/25/2020 9:27 | DO | 1 | mg/L |
| GS-AP-MW-26H | 3/25/2020 9:27 | Depth to Water Detail | 97.23 | ft |
| GS-AP-MW-26H | 3/25/2020 9:27 | Oxidation Reduction Potention | -116.63 | mv |
| GS-AP-MW-26H | 3/25/2020 9:27 | pH | 7.41 | pH |
| GS-AP-MW-26H | 3/25/2020 9:27 | Temperature | 18.29 | C |
| GS-AP-MW-26H | 3/25/2020 9:27 | Turbidity | 69.1 | NTU |
| GS-AP-MW-26H | 3/25/2020 9:32 | Conductivity | 591.71 | uS/cm |
| GS-AP-MW-26H | 3/25/2020 9:32 | DO | 0.4 | mg/L |
| GS-AP-MW-26H | 3/25/2020 9:32 | Depth to Water Detail | 97.55 | ft |
| GS-AP-MW-26H | 3/25/2020 9:32 | Oxidation Reduction Potention | -146.17 | mv |
| GS-AP-MW-26H | 3/25/2020 9:32 | pH | 7.42 | pH |
| GS-AP-MW-26H | 3/25/2020 9:32 | Temperature | 18.46 | C |
| GS-AP-MW-26H | 3/25/2020 9:32 | Turbidity | 40.7 | NTU |
| GS-AP-MW-26H | 3/25/2020 9:37 | Conductivity | 513.72 | uS/cm |
| GS-AP-MW-26H | 3/25/2020 9:37 | DO | 0.33 | mg/L |
| GS-AP-MW-26H | 3/25/2020 9:37 | Depth to Water Detail | 98.44 | ft |
| GS-AP-MW-26H | 3/25/2020 9:37 | Oxidation Reduction Potention | -136.5 | mv |
| GS-AP-MW-26H | 3/25/2020 9:37 | pH | 7.36 | pH |
| GS-AP-MW-26H | 3/25/2020 9:37 | Temperature | 18.65 | C |
| GS-AP-MW-26H | 3/25/2020 9:37 | Turbidity | 33.2 | NTU |
| GS-AP-MW-26H | 3/25/2020 9:42 | Conductivity | 474.73 | uS/cm |
| GS-AP-MW-26H | 3/25/2020 9:42 | DO | 0.32 | mg/L |
| GS-AP-MW-26H | 3/25/2020 9:42 | Depth to Water Detail | 98.8 | ft |
| GS-AP-MW-26H | 3/25/2020 9:42 | Oxidation Reduction Potention | -124.87 | mv |
| GS-AP-MW-26H | 3/25/2020 9:42 | pH | 7.31 | pH |
| GS-AP-MW-26H | 3/25/2020 9:42 | Temperature | 18.71 | C |
| GS-AP-MW-26H | 3/25/2020 9:42 | Turbidity | 38.1 | NTU |
| GS-AP-MW-26H | 3/25/2020 9:47 | Conductivity | 456.65 | uS/cm |
| GS-AP-MW-26H | 3/25/2020 9:47 | DO | 0.41 | mg/L |
| GS-AP-MW-26H | 3/25/2020 9:47 | Depth to Water Detail | 99.8 | ft |
| GS-AP-MW-26H | 3/25/2020 9:47 | Oxidation Reduction Potention | -119.01 | mv |
| GS-AP-MW-26H | 3/25/2020 9:47 | pH | 7.3 | pH |
| GS-AP-MW-26H | 3/25/2020 9:47 | Temperature | 18.95 | C |
| GS-AP-MW-26H | 3/25/2020 9:47 | Turbidity | 39.2 | NTU |
| GS-AP-MW-26H | 3/25/2020 9:52 | Conductivity | 438.89 | uS/cm |
| GS-AP-MW-26H | 3/25/2020 9:52 | DO | 0.43 | mg/L |
| GS-AP-MW-26H | 3/25/2020 9:52 | Depth to Water Detail | 100.3 | ft |
| GS-AP-MW-26H | 3/25/2020 9:52 | Oxidation Reduction Potention | -114.94 | mv |
| GS-AP-MW-26H | 3/25/2020 9:52 | pH | 7.29 | pH |
| GS-AP-MW-26H | 3/25/2020 9:52 | Temperature | 18.84 | C |
| GS-AP-MW-26H | 3/25/2020 9:52 | Turbidity | 43.4 | NTU |
| GS-AP-MW-26H | 3/25/2020 9:57 | Conductivity | 450.94 | uS/cm |
| GS-AP-MW-26H | 3/25/2020 9:57 | DO | 0.47 | mg/L |
| GS-AP-MW-26H | 3/25/2020 9:57 | Depth to Water Detail | 100.8 | ft |
| GS-AP-MW-26H | 3/25/2020 9:57 | Oxidation Reduction Potention | -109.86 | mv |

# Alabama Power Company
# Plant Gorgas Ash Pond

| WELL ID | READING TIME | DESCRIPTION | VALUE | UNIT |
|---|---|---|---|---|
| GS-AP-MW-26H | 3/25/2020 9:57 | pH | 7.28 | pH |
| GS-AP-MW-26H | 3/25/2020 9:57 | Temperature | 18.68 | C |
| GS-AP-MW-26H | 3/25/2020 9:57 | Turbidity | 41.8 | NTU |
| GS-AP-MW-26H | 3/25/2020 10:02 | Conductivity | 447.52 | uS/cm |
| GS-AP-MW-26H | 3/25/2020 10:02 | DO | 0.48 | mg/L |
| GS-AP-MW-26H | 3/25/2020 10:02 | Depth to Water Detail | 101.45 | ft |
| GS-AP-MW-26H | 3/25/2020 10:02 | Oxidation Reduction Potention | -107.01 | mv |
| GS-AP-MW-26H | 3/25/2020 10:02 | pH | 7.24 | pH |
| GS-AP-MW-26H | 3/25/2020 10:02 | Temperature | 18.7 | C |
| GS-AP-MW-26H | 3/25/2020 10:02 | Turbidity | 48.4 | NTU |
| GS-AP-MW-26H | 3/25/2020 10:07 | Conductivity | 434.79 | uS/cm |
| GS-AP-MW-26H | 3/25/2020 10:07 | DO | 0.47 | mg/L |
| GS-AP-MW-26H | 3/25/2020 10:07 | Depth to Water Detail | 101.7 | ft |
| GS-AP-MW-26H | 3/25/2020 10:07 | Oxidation Reduction Potention | -105.73 | mv |
| GS-AP-MW-26H | 3/25/2020 10:07 | pH | 7.26 | pH |
| GS-AP-MW-26H | 3/25/2020 10:07 | Temperature | 18.37 | C |
| GS-AP-MW-26H | 3/25/2020 10:07 | Turbidity | 45.3 | NTU |
| GS-AP-MW-26H | 3/25/2020 10:12 | Conductivity | 431.81 | uS/cm |
| GS-AP-MW-26H | 3/25/2020 10:12 | DO | 0.5 | mg/L |
| GS-AP-MW-26H | 3/25/2020 10:12 | Depth to Water Detail | 102.27 | ft |
| GS-AP-MW-26H | 3/25/2020 10:12 | Oxidation Reduction Potention | -104.39 | mv |
| GS-AP-MW-26H | 3/25/2020 10:12 | pH | 7.26 | pH |
| GS-AP-MW-26H | 3/25/2020 10:12 | Temperature | 18.69 | C |
| GS-AP-MW-26H | 3/25/2020 10:12 | Turbidity | 46.6 | NTU |
| GS-AP-MW-26H | 3/25/2020 10:17 | Conductivity | 453.2 | uS/cm |
| GS-AP-MW-26H | 3/25/2020 10:17 | DO | 0.47 | mg/L |
| GS-AP-MW-26H | 3/25/2020 10:17 | Depth to Water Detail | 102.57 | ft |
| GS-AP-MW-26H | 3/25/2020 10:17 | Oxidation Reduction Potention | -103.69 | mv |
| GS-AP-MW-26H | 3/25/2020 10:17 | pH | 7.26 | pH |
| GS-AP-MW-26H | 3/25/2020 10:17 | Temperature | 18.3 | C |
| GS-AP-MW-26H | 3/25/2020 10:17 | Turbidity | 51.5 | NTU |
| GS-AP-MW-26H | 3/25/2020 10:22 | Conductivity | 448.22 | uS/cm |
| GS-AP-MW-26H | 3/25/2020 10:22 | DO | 0.48 | mg/L |
| GS-AP-MW-26H | 3/25/2020 10:22 | Depth to Water Detail | 103.08 | ft |
| GS-AP-MW-26H | 3/25/2020 10:22 | Oxidation Reduction Potention | -103.18 | mv |
| GS-AP-MW-26H | 3/25/2020 10:22 | pH | 7.26 | pH |
| GS-AP-MW-26H | 3/25/2020 10:22 | Temperature | 18.45 | C |
| GS-AP-MW-26H | 3/25/2020 10:22 | Turbidity | 57.7 | NTU |
| GS-AP-MW-26H | 3/25/2020 10:27 | Conductivity | 436.26 | uS/cm |
| GS-AP-MW-26H | 3/25/2020 10:27 | DO | 0.49 | mg/L |
| GS-AP-MW-26H | 3/25/2020 10:27 | Depth to Water Detail | 103.3 | ft |
| GS-AP-MW-26H | 3/25/2020 10:27 | Oxidation Reduction Potention | -102.81 | mv |
| GS-AP-MW-26H | 3/25/2020 10:27 | pH | 7.26 | pH |
| GS-AP-MW-26H | 3/25/2020 10:27 | Temperature | 18.74 | C |
| GS-AP-MW-26H | 3/25/2020 10:27 | Turbidity | 53.7 | NTU |
| GS-AP-MW-26H | 3/25/2020 10:32 | Conductivity | 435.01 | uS/cm |

# Alabama Power Company
# Plant Gorgas Ash Pond

| WELL ID | READING TIME | DESCRIPTION | VALUE | UNIT |
|---|---|---|---|---|
| GS-AP-MW-26H | 3/25/2020 10:32 | DO | 0.48 | mg/L |
| GS-AP-MW-26H | 3/25/2020 10:32 | Depth to Water Detail | 103.7 | ft |
| GS-AP-MW-26H | 3/25/2020 10:32 | Oxidation Reduction Potention | -102.56 | mv |
| GS-AP-MW-26H | 3/25/2020 10:32 | pH | 7.26 | pH |
| GS-AP-MW-26H | 3/25/2020 10:32 | Temperature | 18.78 | C |
| GS-AP-MW-26H | 3/25/2020 10:32 | Turbidity | 57.5 | NTU |
| GS-AP-MW-26H | 3/25/2020 10:37 | Conductivity | 433.18 | uS/cm |
| GS-AP-MW-26H | 3/25/2020 10:37 | DO | 0.52 | mg/L |
| GS-AP-MW-26H | 3/25/2020 10:37 | Depth to Water Detail | 104 | ft |
| GS-AP-MW-26H | 3/25/2020 10:37 | Oxidation Reduction Potention | -100.59 | mv |
| GS-AP-MW-26H | 3/25/2020 10:37 | pH | 7.26 | pH |
| GS-AP-MW-26H | 3/25/2020 10:37 | Temperature | 18.84 | C |
| GS-AP-MW-26H | 3/25/2020 10:37 | Turbidity | 61.5 | NTU |
| GS-AP-MW-26H | 3/25/2020 10:42 | Conductivity | 449.6 | uS/cm |
| GS-AP-MW-26H | 3/25/2020 10:42 | DO | 0.5 | mg/L |
| GS-AP-MW-26H | 3/25/2020 10:42 | Depth to Water Detail | 104.2 | ft |
| GS-AP-MW-26H | 3/25/2020 10:42 | Oxidation Reduction Potention | -97.47 | mv |
| GS-AP-MW-26H | 3/25/2020 10:42 | pH | 7.24 | pH |
| GS-AP-MW-26H | 3/25/2020 10:42 | Temperature | 18.39 | C |
| GS-AP-MW-26H | 3/25/2020 10:42 | Turbidity | 58.5 | NTU |
| GS-AP-MW-26H | 3/25/2020 10:47 | Conductivity | 448.29 | uS/cm |
| GS-AP-MW-26H | 3/25/2020 10:47 | DO | 0.53 | mg/L |
| GS-AP-MW-26H | 3/25/2020 10:47 | Depth to Water Detail | 104.52 | ft |
| GS-AP-MW-26H | 3/25/2020 10:47 | Oxidation Reduction Potention | -97.13 | mv |
| GS-AP-MW-26H | 3/25/2020 10:47 | pH | 7.24 | pH |
| GS-AP-MW-26H | 3/25/2020 10:47 | Temperature | 18.25 | C |
| GS-AP-MW-26H | 3/25/2020 10:47 | Turbidity | 57.3 | NTU |
| GS-AP-MW-26H | 3/25/2020 10:52 | Conductivity | 440.81 | uS/cm |
| GS-AP-MW-26H | 3/25/2020 10:52 | DO | 0.54 | mg/L |
| GS-AP-MW-26H | 3/25/2020 10:52 | Depth to Water Detail | 104.65 | ft |
| GS-AP-MW-26H | 3/25/2020 10:52 | Oxidation Reduction Potention | -97.17 | mv |
| GS-AP-MW-26H | 3/25/2020 10:52 | pH | 7.24 | pH |
| GS-AP-MW-26H | 3/25/2020 10:52 | Temperature | 18.84 | C |
| GS-AP-MW-26H | 3/25/2020 10:52 | Turbidity | 56 | NTU |
| GS-AP-MW-26H | 3/25/2020 10:57 | Conductivity | 434.93 | uS/cm |
| GS-AP-MW-26H | 3/25/2020 10:57 | DO | 0.49 | mg/L |
| GS-AP-MW-26H | 3/25/2020 10:57 | Depth to Water Detail | 105 | ft |
| GS-AP-MW-26H | 3/25/2020 10:57 | Oxidation Reduction Potention | -96.65 | mv |
| GS-AP-MW-26H | 3/25/2020 10:57 | pH | 7.25 | pH |
| GS-AP-MW-26H | 3/25/2020 10:57 | Temperature | 18.35 | C |
| GS-AP-MW-26H | 3/25/2020 10:57 | Turbidity | 58.9 | NTU |
| GS-AP-MW-26H | 3/25/2020 11:02 | Conductivity | 428.36 | uS/cm |
| GS-AP-MW-26H | 3/25/2020 11:02 | DO | 0.52 | mg/L |
| GS-AP-MW-26H | 3/25/2020 11:02 | Depth to Water Detail | 105.2 | ft |
| GS-AP-MW-26H | 3/25/2020 11:02 | Oxidation Reduction Potention | -95.75 | mv |
| GS-AP-MW-26H | 3/25/2020 11:02 | pH | 7.25 | pH |

# Alabama Power Company
# Plant Gorgas Ash Pond

| WELL ID | READING TIME | DESCRIPTION | VALUE | UNIT |
|---|---|---|---|---|
| GS-AP-MW-26H | 3/25/2020 11:02 | Temperature | 18.7 | C |
| GS-AP-MW-26H | 3/25/2020 11:02 | Turbidity | 49.9 | NTU |
| GS-AP-MW-26H | 3/25/2020 11:07 | Conductivity | 424.68 | uS/cm |
| GS-AP-MW-26H | 3/25/2020 11:07 | DO | 0.5 | mg/L |
| GS-AP-MW-26H | 3/25/2020 11:07 | Depth to Water Detail | 105.35 | ft |
| GS-AP-MW-26H | 3/25/2020 11:07 | Oxidation Reduction Potention | -95.32 | mv |
| GS-AP-MW-26H | 3/25/2020 11:07 | pH | 7.25 | pH |
| GS-AP-MW-26H | 3/25/2020 11:07 | Temperature | 19.02 | C |
| GS-AP-MW-26H | 3/25/2020 11:07 | Turbidity | 54.5 | NTU |
| GS-AP-MW-26H | 3/25/2020 11:12 | Conductivity | 421.01 | uS/cm |
| GS-AP-MW-26H | 3/25/2020 11:12 | DO | 0.5 | mg/L |
| GS-AP-MW-26H | 3/25/2020 11:12 | Depth to Water Detail | 105.45 | ft |
| GS-AP-MW-26H | 3/25/2020 11:12 | Oxidation Reduction Potention | -95.22 | mv |
| GS-AP-MW-26H | 3/25/2020 11:12 | pH | 7.25 | pH |
| GS-AP-MW-26H | 3/25/2020 11:12 | Temperature | 19.33 | C |
| GS-AP-MW-26H | 3/25/2020 11:12 | Turbidity | 57.4 | NTU |
| GS-AP-MW-26H | 3/25/2020 11:17 | Conductivity | 454.08 | uS/cm |
| GS-AP-MW-26H | 3/25/2020 11:17 | DO | 0.49 | mg/L |
| GS-AP-MW-26H | 3/25/2020 11:17 | Depth to Water Detail | 105.78 | ft |
| GS-AP-MW-26H | 3/25/2020 11:17 | Oxidation Reduction Potention | -93.29 | mv |
| GS-AP-MW-26H | 3/25/2020 11:17 | pH | 7.22 | pH |
| GS-AP-MW-26H | 3/25/2020 11:17 | Temperature | 18.81 | C |
| GS-AP-MW-26H | 3/25/2020 11:17 | Turbidity | 55.4 | NTU |
| GS-AP-MW-26H | 3/25/2020 11:22 | Conductivity | 450.38 | uS/cm |
| GS-AP-MW-26H | 3/25/2020 11:22 | DO | 0.55 | mg/L |
| GS-AP-MW-26H | 3/25/2020 11:22 | Depth to Water Detail | 105.87 | ft |
| GS-AP-MW-26H | 3/25/2020 11:22 | Oxidation Reduction Potention | -93.12 | mv |
| GS-AP-MW-26H | 3/25/2020 11:22 | pH | 7.23 | pH |
| GS-AP-MW-26H | 3/25/2020 11:22 | Temperature | 18.6 | C |
| GS-AP-MW-26H | 3/25/2020 11:22 | Turbidity | 44.2 | NTU |
| GS-AP-MW-26H | 3/25/2020 11:27 | Conductivity | 443.87 | uS/cm |
| GS-AP-MW-26H | 3/25/2020 11:27 | DO | 0.49 | mg/L |
| GS-AP-MW-26H | 3/25/2020 11:27 | Depth to Water Detail | 106.18 | ft |
| GS-AP-MW-26H | 3/25/2020 11:27 | Oxidation Reduction Potention | -92.28 | mv |
| GS-AP-MW-26H | 3/25/2020 11:27 | pH | 7.23 | pH |
| GS-AP-MW-26H | 3/25/2020 11:27 | Temperature | 18.32 | C |
| GS-AP-MW-26H | 3/25/2020 11:27 | Turbidity | 47.5 | NTU |
| GS-AP-MW-26H | 3/25/2020 11:32 | Conductivity | 437.65 | uS/cm |
| GS-AP-MW-26H | 3/25/2020 11:32 | DO | 0.49 | mg/L |
| GS-AP-MW-26H | 3/25/2020 11:32 | Depth to Water Detail | 106.35 | ft |
| GS-AP-MW-26H | 3/25/2020 11:32 | Oxidation Reduction Potention | -92.13 | mv |
| GS-AP-MW-26H | 3/25/2020 11:32 | pH | 7.23 | pH |
| GS-AP-MW-26H | 3/25/2020 11:32 | Temperature | 18.57 | C |
| GS-AP-MW-26H | 3/25/2020 11:32 | Turbidity | 47.4 | NTU |
| GS-AP-MW-26H | 3/25/2020 11:37 | Conductivity | 435.93 | uS/cm |
| GS-AP-MW-26H | 3/25/2020 11:37 | DO | 0.51 | mg/L |

# Alabama Power Company
# Plant Gorgas Ash Pond

| WELL ID | READING TIME | DESCRIPTION | VALUE | UNIT |
|---|---|---|---|---|
| GS-AP-MW-26H | 3/25/2020 11:37 | Depth to Water Detail | 106.38 | ft |
| GS-AP-MW-26H | 3/25/2020 11:37 | Oxidation Reduction Potention | -92.92 | mv |
| GS-AP-MW-26H | 3/25/2020 11:37 | pH | 7.24 | pH |
| GS-AP-MW-26H | 3/25/2020 11:37 | Temperature | 19.31 | C |
| GS-AP-MW-26H | 3/25/2020 11:37 | Turbidity | 44.7 | NTU |

# Alabama Power Company
# Plant Gorgas Ash Pond

| WELL ID | READING TIME | DESCRIPTION | VALUE | UNIT |
|---|---|---|---|---|
| GS-AP-MW-32H | 3/24/2020 9:51 | Conductivity | 565.09 | uS/cm |
| GS-AP-MW-32H | 3/24/2020 9:51 | DO | 0.12 | mg/L |
| GS-AP-MW-32H | 3/24/2020 9:51 | Depth to Water Detail | 246.7 | ft |
| GS-AP-MW-32H | 3/24/2020 9:51 | Oxidation Reduction Potention | -159.73 | mv |
| GS-AP-MW-32H | 3/24/2020 9:51 | pH | 8.43 | pH |
| GS-AP-MW-32H | 3/24/2020 9:51 | Temperature | 17.84 | C |
| GS-AP-MW-32H | 3/24/2020 9:51 | Turbidity | 2.79 | NTU |
| GS-AP-MW-32H | 3/24/2020 10:15 | Conductivity | 555.29 | uS/cm |
| GS-AP-MW-32H | 3/24/2020 10:15 | DO | 0.02 | mg/L |
| GS-AP-MW-32H | 3/24/2020 10:15 | Depth to Water Detail | 249.3 | ft |
| GS-AP-MW-32H | 3/24/2020 10:15 | Oxidation Reduction Potention | -197.4 | mv |
| GS-AP-MW-32H | 3/24/2020 10:15 | pH | 8.47 | pH |
| GS-AP-MW-32H | 3/24/2020 10:15 | Temperature | 17.89 | C |
| GS-AP-MW-32H | 3/24/2020 10:15 | Turbidity | 2.19 | NTU |

# Alabama Power Company
# Plant Gorgas Ash Pond

| WELL ID | READING TIME | DESCRIPTION | VALUE | UNIT |
|---|---|---|---|---|
| GS-AP-PZ-16 | 3/24/2020 12:19 | Conductivity | 612.42 | uS/cm |
| GS-AP-PZ-16 | 3/24/2020 12:19 | DO | 0.2 | mg/L |
| GS-AP-PZ-16 | 3/24/2020 12:19 | Depth to Water Detail | 167.52 | ft |
| GS-AP-PZ-16 | 3/24/2020 12:19 | Oxidation Reduction Potention | -211.99 | mv |
| GS-AP-PZ-16 | 3/24/2020 12:19 | pH | 8.65 | pH |
| GS-AP-PZ-16 | 3/24/2020 12:19 | Temperature | 17.72 | C |
| GS-AP-PZ-16 | 3/24/2020 12:19 | Turbidity | 7.78 | NTU |
| GS-AP-PZ-16 | 3/24/2020 12:24 | Conductivity | 610.37 | uS/cm |
| GS-AP-PZ-16 | 3/24/2020 12:24 | DO | 0.11 | mg/L |
| GS-AP-PZ-16 | 3/24/2020 12:24 | Depth to Water Detail | 167.52 | ft |
| GS-AP-PZ-16 | 3/24/2020 12:24 | Oxidation Reduction Potention | -234.41 | mv |
| GS-AP-PZ-16 | 3/24/2020 12:24 | pH | 8.46 | pH |
| GS-AP-PZ-16 | 3/24/2020 12:24 | Temperature | 17.53 | C |
| GS-AP-PZ-16 | 3/24/2020 12:24 | Turbidity | 5.64 | NTU |
| GS-AP-PZ-16 | 3/24/2020 12:29 | Conductivity | 611.55 | uS/cm |
| GS-AP-PZ-16 | 3/24/2020 12:29 | DO | 0.07 | mg/L |
| GS-AP-PZ-16 | 3/24/2020 12:29 | Depth to Water Detail | 167.52 | ft |
| GS-AP-PZ-16 | 3/24/2020 12:29 | Oxidation Reduction Potention | -211.73 | mv |
| GS-AP-PZ-16 | 3/24/2020 12:29 | pH | 8.16 | pH |
| GS-AP-PZ-16 | 3/24/2020 12:29 | Temperature | 17.45 | C |
| GS-AP-PZ-16 | 3/24/2020 12:29 | Turbidity | 5.21 | NTU |
| GS-AP-PZ-16 | 3/24/2020 12:34 | Conductivity | 611.86 | uS/cm |
| GS-AP-PZ-16 | 3/24/2020 12:34 | DO | 0.04 | mg/L |
| GS-AP-PZ-16 | 3/24/2020 12:34 | Depth to Water Detail | 167.52 | ft |
| GS-AP-PZ-16 | 3/24/2020 12:34 | Oxidation Reduction Potention | -193.13 | mv |
| GS-AP-PZ-16 | 3/24/2020 12:34 | pH | 7.98 | pH |
| GS-AP-PZ-16 | 3/24/2020 12:34 | Temperature | 17.64 | C |
| GS-AP-PZ-16 | 3/24/2020 12:34 | Turbidity | 5.41 | NTU |
| GS-AP-PZ-16 | 3/24/2020 12:39 | Conductivity | 611.37 | uS/cm |
| GS-AP-PZ-16 | 3/24/2020 12:39 | DO | 0.06 | mg/L |
| GS-AP-PZ-16 | 3/24/2020 12:39 | Depth to Water Detail | 167.52 | ft |
| GS-AP-PZ-16 | 3/24/2020 12:39 | Oxidation Reduction Potention | -184.89 | mv |
| GS-AP-PZ-16 | 3/24/2020 12:39 | pH | 7.9 | pH |
| GS-AP-PZ-16 | 3/24/2020 12:39 | Temperature | 17.58 | C |
| GS-AP-PZ-16 | 3/24/2020 12:39 | Turbidity | 4.95 | NTU |
| GS-AP-PZ-16 | 3/24/2020 12:44 | Conductivity | 610.89 | uS/cm |
| GS-AP-PZ-16 | 3/24/2020 12:44 | DO | 0.03 | mg/L |
| GS-AP-PZ-16 | 3/24/2020 12:44 | Depth to Water Detail | 167.52 | ft |
| GS-AP-PZ-16 | 3/24/2020 12:44 | Oxidation Reduction Potention | -186.37 | mv |
| GS-AP-PZ-16 | 3/24/2020 12:44 | pH | 7.89 | pH |
| GS-AP-PZ-16 | 3/24/2020 12:44 | Temperature | 17.58 | C |
| GS-AP-PZ-16 | 3/24/2020 12:44 | Turbidity | 5.76 | NTU |

# Alabama Power Company
# Plant Gorgas Ash Pond

| WELL ID | READING TIME | DESCRIPTION | VALUE | UNIT |
|---|---|---|---|---|
| GS-AP-PZ-22 | 3/24/2020 11:10 | Conductivity | 689.14 | uS/cm |
| GS-AP-PZ-22 | 3/24/2020 11:10 | DO | 0.25 | mg/L |
| GS-AP-PZ-22 | 3/24/2020 11:10 | Depth to Water Detail | 237.82 | ft |
| GS-AP-PZ-22 | 3/24/2020 11:10 | Oxidation Reduction Potention | -224.1 | mv |
| GS-AP-PZ-22 | 3/24/2020 11:10 | pH | 8.43 | pH |
| GS-AP-PZ-22 | 3/24/2020 11:10 | Temperature | 17.44 | C |
| GS-AP-PZ-22 | 3/24/2020 11:10 | Turbidity | 10.65 | NTU |
| GS-AP-PZ-22 | 3/24/2020 11:15 | Conductivity | 685.41 | uS/cm |
| GS-AP-PZ-22 | 3/24/2020 11:15 | DO | 0.14 | mg/L |
| GS-AP-PZ-22 | 3/24/2020 11:15 | Depth to Water Detail | 237.82 | ft |
| GS-AP-PZ-22 | 3/24/2020 11:15 | Oxidation Reduction Potention | -222.3 | mv |
| GS-AP-PZ-22 | 3/24/2020 11:15 | pH | 8.18 | pH |
| GS-AP-PZ-22 | 3/24/2020 11:15 | Temperature | 17.71 | C |
| GS-AP-PZ-22 | 3/24/2020 11:15 | Turbidity | 8.33 | NTU |
| GS-AP-PZ-22 | 3/24/2020 11:20 | Conductivity | 677.12 | uS/cm |
| GS-AP-PZ-22 | 3/24/2020 11:20 | DO | 0.1 | mg/L |
| GS-AP-PZ-22 | 3/24/2020 11:20 | Depth to Water Detail | 237.82 | ft |
| GS-AP-PZ-22 | 3/24/2020 11:20 | Oxidation Reduction Potention | -213.78 | mv |
| GS-AP-PZ-22 | 3/24/2020 11:20 | pH | 8.05 | pH |
| GS-AP-PZ-22 | 3/24/2020 11:20 | Temperature | 17.69 | C |
| GS-AP-PZ-22 | 3/24/2020 11:20 | Turbidity | 11 | NTU |
| GS-AP-PZ-22 | 3/24/2020 11:25 | Conductivity | 670.3 | uS/cm |
| GS-AP-PZ-22 | 3/24/2020 11:25 | DO | 0.07 | mg/L |
| GS-AP-PZ-22 | 3/24/2020 11:25 | Depth to Water Detail | 237.82 | ft |
| GS-AP-PZ-22 | 3/24/2020 11:25 | Oxidation Reduction Potention | -199.79 | mv |
| GS-AP-PZ-22 | 3/24/2020 11:25 | pH | 7.89 | pH |
| GS-AP-PZ-22 | 3/24/2020 11:25 | Temperature | 17.63 | C |
| GS-AP-PZ-22 | 3/24/2020 11:25 | Turbidity | 15.4 | NTU |
| GS-AP-PZ-22 | 3/24/2020 11:30 | Conductivity | 664.53 | uS/cm |
| GS-AP-PZ-22 | 3/24/2020 11:30 | DO | 0.05 | mg/L |
| GS-AP-PZ-22 | 3/24/2020 11:30 | Depth to Water Detail | 237.82 | ft |
| GS-AP-PZ-22 | 3/24/2020 11:30 | Oxidation Reduction Potention | -189.13 | mv |
| GS-AP-PZ-22 | 3/24/2020 11:30 | pH | 7.77 | pH |
| GS-AP-PZ-22 | 3/24/2020 11:30 | Temperature | 17.7 | C |
| GS-AP-PZ-22 | 3/24/2020 11:30 | Turbidity | 13.8 | NTU |
| GS-AP-PZ-22 | 3/24/2020 11:35 | Conductivity | 660.33 | uS/cm |
| GS-AP-PZ-22 | 3/24/2020 11:35 | DO | 0.04 | mg/L |
| GS-AP-PZ-22 | 3/24/2020 11:35 | Depth to Water Detail | 237.82 | ft |
| GS-AP-PZ-22 | 3/24/2020 11:35 | Oxidation Reduction Potention | -186.94 | mv |
| GS-AP-PZ-22 | 3/24/2020 11:35 | pH | 7.77 | pH |
| GS-AP-PZ-22 | 3/24/2020 11:35 | Temperature | 17.74 | C |
| GS-AP-PZ-22 | 3/24/2020 11:35 | Turbidity | 7.39 | NTU |

# Alabama Power Company
# Plant Gorgas Ash Pond

| WELL ID | READING TIME | DESCRIPTION | VALUE | UNIT |
|---|---|---|---|---|
| GS-AP-MW-31H | 3/18/2020 13:36 | Conductivity | 939.53 | uS/cm |
| GS-AP-MW-31H | 3/18/2020 13:36 | DO | 0.18 | mg/L |
| GS-AP-MW-31H | 3/18/2020 13:36 | Depth to Water Detail | 234.7 | ft |
| GS-AP-MW-31H | 3/18/2020 13:36 | Oxidation Reduction Potention | -193.7 | mv |
| GS-AP-MW-31H | 3/18/2020 13:36 | pH | 8.51 | pH |
| GS-AP-MW-31H | 3/18/2020 13:36 | Temperature | 18.57 | C |
| GS-AP-MW-31H | 3/18/2020 13:36 | Turbidity | 13.6 | NTU |
| GS-AP-MW-31H | 3/18/2020 13:41 | Conductivity | 880.65 | uS/cm |
| GS-AP-MW-31H | 3/18/2020 13:41 | DO | 0.12 | mg/L |
| GS-AP-MW-31H | 3/18/2020 13:41 | Depth to Water Detail | 234.7 | ft |
| GS-AP-MW-31H | 3/18/2020 13:41 | Oxidation Reduction Potention | -208.97 | mv |
| GS-AP-MW-31H | 3/18/2020 13:41 | pH | 8.58 | pH |
| GS-AP-MW-31H | 3/18/2020 13:41 | Temperature | 18.69 | C |
| GS-AP-MW-31H | 3/18/2020 13:41 | Turbidity | 11.8 | NTU |
| GS-AP-MW-31H | 3/18/2020 13:46 | Conductivity | 815.73 | uS/cm |
| GS-AP-MW-31H | 3/18/2020 13:46 | DO | 0.09 | mg/L |
| GS-AP-MW-31H | 3/18/2020 13:46 | Depth to Water Detail | 234.9 | ft |
| GS-AP-MW-31H | 3/18/2020 13:46 | Oxidation Reduction Potention | -218.37 | mv |
| GS-AP-MW-31H | 3/18/2020 13:46 | pH | 8.64 | pH |
| GS-AP-MW-31H | 3/18/2020 13:46 | Temperature | 18.59 | C |
| GS-AP-MW-31H | 3/18/2020 13:46 | Turbidity | 12.3 | NTU |
| GS-AP-MW-31H | 3/18/2020 13:51 | Conductivity | 752.33 | uS/cm |
| GS-AP-MW-31H | 3/18/2020 13:51 | DO | 0.06 | mg/L |
| GS-AP-MW-31H | 3/18/2020 13:51 | Depth to Water Detail | 235.13 | ft |
| GS-AP-MW-31H | 3/18/2020 13:51 | Oxidation Reduction Potention | -225.29 | mv |
| GS-AP-MW-31H | 3/18/2020 13:51 | pH | 8.67 | pH |
| GS-AP-MW-31H | 3/18/2020 13:51 | Temperature | 18.64 | C |
| GS-AP-MW-31H | 3/18/2020 13:51 | Turbidity | 11.7 | NTU |
| GS-AP-MW-31H | 3/18/2020 13:56 | Conductivity | 692.6 | uS/cm |
| GS-AP-MW-31H | 3/18/2020 13:56 | DO | 0.04 | mg/L |
| GS-AP-MW-31H | 3/18/2020 13:56 | Depth to Water Detail | 235.4 | ft |
| GS-AP-MW-31H | 3/18/2020 13:56 | Oxidation Reduction Potention | -230.86 | mv |
| GS-AP-MW-31H | 3/18/2020 13:56 | pH | 8.69 | pH |
| GS-AP-MW-31H | 3/18/2020 13:56 | Temperature | 18.54 | C |
| GS-AP-MW-31H | 3/18/2020 13:56 | Turbidity | 11.45 | NTU |
| GS-AP-MW-31H | 3/18/2020 14:01 | Conductivity | 655.38 | uS/cm |
| GS-AP-MW-31H | 3/18/2020 14:01 | DO | 0.03 | mg/L |
| GS-AP-MW-31H | 3/18/2020 14:01 | Depth to Water Detail | 235.5 | ft |
| GS-AP-MW-31H | 3/18/2020 14:01 | Oxidation Reduction Potention | -236.46 | mv |
| GS-AP-MW-31H | 3/18/2020 14:01 | pH | 8.72 | pH |
| GS-AP-MW-31H | 3/18/2020 14:01 | Temperature | 18.5 | C |
| GS-AP-MW-31H | 3/18/2020 14:01 | Turbidity | 11.07 | NTU |
| GS-AP-MW-31H | 3/18/2020 14:06 | Conductivity | 614.37 | uS/cm |
| GS-AP-MW-31H | 3/18/2020 14:06 | DO | 0.01 | mg/L |
| GS-AP-MW-31H | 3/18/2020 14:06 | Depth to Water Detail | 235.7 | ft |
| GS-AP-MW-31H | 3/18/2020 14:06 | Oxidation Reduction Potention | -240.66 | mv |

# Alabama Power Company
# Plant Gorgas Ash Pond

| WELL ID | READING TIME | DESCRIPTION | VALUE | UNIT |
|---|---|---|---|---|
| GS-AP-MW-31H | 3/18/2020 14:06 | pH | 8.73 | pH |
| GS-AP-MW-31H | 3/18/2020 14:06 | Temperature | 18.44 | C |
| GS-AP-MW-31H | 3/18/2020 14:06 | Turbidity | 9.99 | NTU |
| GS-AP-MW-31H | 3/18/2020 14:11 | Conductivity | 585.94 | uS/cm |
| GS-AP-MW-31H | 3/18/2020 14:11 | DO | 0.01 | mg/L |
| GS-AP-MW-31H | 3/18/2020 14:11 | Depth to Water Detail | 235.85 | ft |
| GS-AP-MW-31H | 3/18/2020 14:11 | Oxidation Reduction Potention | -244.73 | mv |
| GS-AP-MW-31H | 3/18/2020 14:11 | pH | 8.73 | pH |
| GS-AP-MW-31H | 3/18/2020 14:11 | Temperature | 18.33 | C |
| GS-AP-MW-31H | 3/18/2020 14:11 | Turbidity | 8.92 | NTU |
| GS-AP-MW-31H | 3/18/2020 14:16 | Conductivity | 570.96 | uS/cm |
| GS-AP-MW-31H | 3/18/2020 14:16 | DO | 0 | mg/L |
| GS-AP-MW-31H | 3/18/2020 14:16 | Depth to Water Detail | 236.05 | ft |
| GS-AP-MW-31H | 3/18/2020 14:16 | Oxidation Reduction Potention | -248.34 | mv |
| GS-AP-MW-31H | 3/18/2020 14:16 | pH | 8.74 | pH |
| GS-AP-MW-31H | 3/18/2020 14:16 | Temperature | 18.54 | C |
| GS-AP-MW-31H | 3/18/2020 14:16 | Turbidity | 8.77 | NTU |
| GS-AP-MW-31H | 3/18/2020 14:21 | Conductivity | 538.46 | uS/cm |
| GS-AP-MW-31H | 3/18/2020 14:21 | DO | 0 | mg/L |
| GS-AP-MW-31H | 3/18/2020 14:21 | Depth to Water Detail | 236.15 | ft |
| GS-AP-MW-31H | 3/18/2020 14:21 | Oxidation Reduction Potention | -252.32 | mv |
| GS-AP-MW-31H | 3/18/2020 14:21 | pH | 8.76 | pH |
| GS-AP-MW-31H | 3/18/2020 14:21 | Temperature | 18.63 | C |
| GS-AP-MW-31H | 3/18/2020 14:21 | Turbidity | 7.8 | NTU |
| GS-AP-MW-31H | 3/18/2020 14:26 | Conductivity | 528.52 | uS/cm |
| GS-AP-MW-31H | 3/18/2020 14:26 | DO | 0 | mg/L |
| GS-AP-MW-31H | 3/18/2020 14:26 | Depth to Water Detail | 236.25 | ft |
| GS-AP-MW-31H | 3/18/2020 14:26 | Oxidation Reduction Potention | -255.37 | mv |
| GS-AP-MW-31H | 3/18/2020 14:26 | pH | 8.76 | pH |
| GS-AP-MW-31H | 3/18/2020 14:26 | Temperature | 18.45 | C |
| GS-AP-MW-31H | 3/18/2020 14:26 | Turbidity | 8.29 | NTU |
| GS-AP-MW-31H | 3/18/2020 14:31 | Conductivity | 537.97 | uS/cm |
| GS-AP-MW-31H | 3/18/2020 14:31 | DO | 0 | mg/L |
| GS-AP-MW-31H | 3/18/2020 14:31 | Depth to Water Detail | 236.41 | ft |
| GS-AP-MW-31H | 3/18/2020 14:31 | Oxidation Reduction Potention | -255.4 | mv |
| GS-AP-MW-31H | 3/18/2020 14:31 | pH | 8.73 | pH |
| GS-AP-MW-31H | 3/18/2020 14:31 | Temperature | 18.22 | C |
| GS-AP-MW-31H | 3/18/2020 14:31 | Turbidity | 8.45 | NTU |

Alabama Power General Test Laboratory
744 County Road 87, GSC#8
Calera, AL 35040
(205) 664-6032 or 6171
FAX (205) 257-1654

***Field Case Narrative***

# Gorgas Ash Pond

## 2020 Event 1 Resample

All samples were collected using methods defined in Alabama Power's Water Field Group Low-Flow Groundwater Sampling Procedure and the associated site-specific Sampling and Analysis Plan (SAP).

Purge water from well MW-34HO had a black tint to it but turbidity levels were less than 5 NTU before sampling. The flow-through cell was noticed to have a black residue on the inside after sampling wells MW-33HO and MW-30HA.

Field quality control procedures were performed as follows:

- Blanks and Sample Duplicates were collected as described in the SAP.
- Calibration verifications for all required field parameters were performed daily, before and after sample collection.

Alabama Power
General Test Laboratory
744 County Road 87, GSC #8
Calera, AL 35040
205-664-6001

# *Analytical Report*

Alabama Power

**Sample Group :** WMWGORAP_1277

**Project/Site :** Gorgas Ash Pond
Parrish, AL 35580

**For :** Southern Company Services
3535 Colonnade Parkway
Birmingham, AL 35243

**Attention :** Dustin Brooks & Greg Dyer

**Released By :** Laura Midkiff
lbmidkif@southernco.com
(205) 664-6197

Alabama Power
General Test Laboratory
744 County Road 87, GSC #8
Calera, AL 35040
(205) 664-6001

Alabama Power

June 08, 2020

Dear Dustin Brooks,

Enclosed are the analytical results for sample(s) received by the laboratory on May 14, 2020.
All results reported herein conform to the laboratory's most current Quality Assurance Manual. Results marked with an asterisk conform to the most current applicable TNI/NELAC requirements. Exceptions will be noted in the body of the report.

Laboratory certification ID: E571114
Issued By: State of Florida, Department of Health
Expiration: June 30, 2020

If you have any questions concerning this report, please feel free to contact me.

Sincerely,

Quality Control: Laura Midkiff

Digitally signed by Laura Midkiff
DN: cn=Laura Midkiff, o=Alabama Power Company, ou=Environmental Affairs, email=lbmidkif@southernco.com, c=US
Date: 2020.06.08 14:51:06 -05'00'

Supervision: T. Durant Maske

Digitally signed by T. Durant Maske
DN: cn=T. Durant Maske, o=Alabama Power Company, ou=Environmental Affairs, email=tdmaske@southernco.com, c=US
Date: 2020.06.08 15:40:29 -05'00'

NELAP ACCREDITED TNI LABORATORY

**REPORT OF LABORATORY ANALYSIS**

**This Certificate states the physical and/or chemical characteristics of the sample as submitted.
This document shall not be reproduced, except in full, without written consent from
Alabama Power's General Test Laboratory.**

Alabama Power Lab & Field SERVICES

Alabama Power
General Test Laboratory
744 County Road 87, GSC #8
Calera, AL 35040

# Case Narrative

Alabama Power

Metals ICP

Gorgas Ash Pond

WMWGORAP_1277

1. This report consists of all MWs and corresponding Lab IDs listed on the Chain of Custody.
2. Refer to comments on Chain of Custody for information regarding sample receipt.
3. All standards and solutions are NIST/ISO/IEC/Guide 34 traceable and were used within their recommended shelf life.

| Sample ID | Batch ID | Project ID |
|---|---|---|
| BA08752 | 673511 | WMWGORAP_1277 |
| BA08753 | 673511 | WMWGORAP_1277 |
| BA08754 | 673511 | WMWGORAP_1277 |
| BA08755 | 673511 | WMWGORAP_1277 |
| BA08756 | 673511 | WMWGORAP_1277 |
| BA08757 | 673511 | WMWGORAP_1277 |
| BA08758 | 673511 | WMWGORAP_1277 |
| BA08759 | 673511 | WMWGORAP_1277 |
| BA08760 | 673511 | WMWGORAP_1277 |
| BA08761 | 673511 | WMWGORAP_1277 |
| BA08762 | 673512 | WMWGORAP_1277 |
| BA08763 | 673512 | WMWGORAP_1277 |

4. All of the above samples were analyzed by EPA 200.7 and prepared by EPA 1638.
5. All samples were prepared and analyzed within the established hold times.
6. All in house quality control procedures were followed, as described below.

General Quality Control Procedures:

- Prior to sample analysis, an initial calibration verification (ICV) was analyzed, and all criteria were met.
- Following the ICV, an initial calibration blank (ICB) was analyzed and was below the limit of quantitation for all requested analytes.
- All continued calibration verification (CCV) were within the acceptance criteria for the requested analytes.
- All continued calibration blanks (CCB) were below the limit of quantitation for the requested analytes.
- A preparation method blank and laboratory control sample were digested and analyzed with the samples in each digestion batch.
- All laboratory control sample criteria were met.
- The method blank associated with each digestion batch passed all acceptance criteria for all requested analytes.
- All calibration curve requirements were within acceptance criteria.

Revision 4

- All sample internal standard criteria were met.
- The spectral interference check associated with EPA 200.7 was analyzed and all acceptance criteria were met.
- It is noted that the QC summary page typically provides the QC results from the original batch analytical sequence. If dilutions were subsequently performed to bring sample concentrations within the calibration range, any additional QC data from the dilution analyses may need to be obtained from the laboratory. Any qualifications applied to original analyses or dilution re-analyses are based upon QC data available at the time of review.

Matrix Specific Quality Control Procedures:

Similarity of matrix and therefore relevance of matrix specific QC results should not be automatically inferred for any sample other than the sample selected for QC.

- A matrix spike and matrix spike duplicate were digested and analyzed with each ICP batch. All acceptance criteria for accuracy were met.
- A matrix spike and matrix spike duplicate were digested and analyzed with each ICP batch. All acceptance criteria for precision were met.

7. The following samples were diluted due to the analyzed sample concentration being greater than the high standard of the calibration curve:

| Sample ID | Analyte | Dilution Factor |
|---|---|---|
| BA08755 | Calcium | 10.15 |
| BA08756 | Calcium | 10.15 |

8. The raw data results are shown with dilution factors included.

Alabama Power
General Test Laboratory
744 County Road 87, GSC #8
Calera, AL 35040

# Case Narrative

Alabama Power

Metals ICPMS

Gorgas Ash Pond

WMWGORAP_1277

1. This report consists of all MWs and corresponding Lab IDs listed on the Chain of Custody.
2. Refer to comments on Chain of Custody for information regarding sample receipt.
3. All standards and solutions are NIST/ISO/IEC/Guide 34 traceable and were used within their recommended shelf life.

| Sample ID | Batch ID | Project ID |
|---|---|---|
| BA08752 | 673332 | WMWGORAP_1277 |
| BA08753 | 673332 | WMWGORAP_1277 |
| BA08754 | 673332 | WMWGORAP_1277 |
| BA08755 | 673332 | WMWGORAP_1277 |
| BA08756 | 673332 | WMWGORAP_1277 |
| BA08757 | 673332 | WMWGORAP_1277 |
| BA08758 | 673332 | WMWGORAP_1277 |
| BA08759 | 673332 | WMWGORAP_1277 |
| BA08760 | 673332 | WMWGORAP_1277 |
| BA08761 | 673332 | WMWGORAP_1277 |
| BA08762 | 673333 | WMWGORAP_1277 |
| BA08763 | 673333 | WMWGORAP_1277 |

4. All of the above samples were analyzed by EPA 200.8 and prepared by EPA 1638.
5. All samples were prepared and analyzed within the established hold times.
6. All in house quality control procedures were followed, as described below.

General Quality Control Procedures:

- All tune and calibration met criteria for all requested analytes.
- Prior to sample analysis, an initial calibration verification (ICV) was analyzed and all criteria were met.
- Following the ICV, an initial calibration blank (ICB) was analyzed and was below the limit of quantitation for all requested analytes.
- All continued calibration verification (CCV) were within the acceptance criteria for the requested analytes.
- All continued calibration blanks (CCB) were below the limit of quantitation for the requested analytes.
- A preparation method blank and laboratory control sample were digested and analyzed with the samples in each digestion batch.
- All laboratory control sample criteria were met.
- The method blank associated with each digestion batch passed all acceptance criteria for all requested analytes.

Revision 4

- The interference check samples associated with EPA 200.8 were analyzed and passed for all requested analytes.
- All sample internal standard criteria were met.

Matrix Specific Quality Control Procedures:

Similarity of matrix and therefore relevance of matrix specific QC results should not be automatically inferred for any sample other than the sample selected for QC.

- A matrix spike and matrix spike duplicate were digested and analyzed with each ICPMS batch. All acceptance criteria for accuracy were met.
- A matrix spike and matrix spike duplicate were digested and analyzed with each ICPMS batch. All acceptance criteria for precision were met.

7. All samples were analyzed without a dilution factor.
8. The raw data results are shown with dilution factors included.

Alabama Power
General Test Laboratory
744 County Road 87, GSC #8
Calera, AL 35040

# *Case Narrative*

Alabama Power

Mercury

Gorgas Ash Pond

WMWGORAP_1277

1. This report consists of all MWs and corresponding Lab IDs listed on the Chain of Custody.
2. Refer to comments on Chain of Custody for information regarding sample receipt.
3. All standards and solutions are NIST/ISO/IEC/Guide 34 traceable and were used within their recommended shelf life.

| Sample ID | Batch ID | Project ID |
|---|---|---|
| BA08752 | 673220 | WMWGORAP_1277 |
| BA08753 | 673220 | WMWGORAP_1277 |
| BA08754 | 673220 | WMWGORAP_1277 |
| BA08755 | 673220 | WMWGORAP_1277 |
| BA08756 | 673220 | WMWGORAP_1277 |
| BA08757 | 673220 | WMWGORAP_1277 |
| BA08758 | 673220 | WMWGORAP_1277 |
| BA08759 | 673220 | WMWGORAP_1277 |
| BA08760 | 673220 | WMWGORAP_1277 |
| BA08761 | 673220 | WMWGORAP_1277 |
| BA08762 | 673221 | WMWGORAP_1277 |
| BA08763 | 673221 | WMWGORAP_1277 |

4. All of the above samples were analyzed and prepared by EPA 245.1.
5. All samples were prepared and analyzed within the established hold times.
6. All in house quality control procedures were followed, as described below.

General Quality Control Procedures:

- Prior to sample analysis, an initial calibration verification (ICV) was analyzed and all criteria were met.
- Following the ICV, an initial calibration blank (ICB) was analyzed and was below the method detection limit for the requested analyte.
- All continued calibration verification (CCV) were within the acceptance criteria for the requested analyte.
- All continued calibration blanks (CCB) were below the limit of quantitation for the requested analyte.
- A preparation method blank and laboratory control sample were digested and analyzed with the samples in each digestion batch.
- All laboratory control sample criteria were met.
- The method blank associated with each digestion batch was below the limit of quantitation for the requested analyte.

Revision 4

- All calibration met criteria for the requested analyte.
- All response signals were satisfactory.

Matrix Specific Quality Control Procedures:

Similarity of matrix and therefore relevance of matrix specific QC results should not be automatically inferred for any sample other than the sample selected for QC.

- A matrix spike and matrix spike duplicate were digested and analyzed with each batch. All acceptance criteria for accuracy were met.
- A matrix spike and matrix spike duplicate were digested and analyzed with each batch. All acceptance criteria for precision were met.

7. All samples were analyzed without a dilution factor.
8. The raw data results are shown with dilution factors included.

Alabama Power
General Test Laboratory
744 County Road 87, GSC #8
Calera, AL 35040

# *Case Narrative*

Alabama Power

TDS

Gorgas Ash Pond

WMWGORAP_1277

1. This report consists of all MWs and corresponding Lab IDs listed on the Chain of Custody.
2. Refer to comments on Chain of Custody for information regarding sample receipt.
3. All standards and solutions are NIST/ISO/IEC/Guide 34 traceable and were used within their recommended shelf life.

| Sample ID | Batch ID | Project ID |
|---|---|---|
| BA08752 | 673215 | WMWGORAP_1277 |
| BA08753 | 673215 | WMWGORAP_1277 |
| BA08754 | 673215 | WMWGORAP_1277 |
| BA08755 | 673215 | WMWGORAP_1277 |
| BA08756 | 673215 | WMWGORAP_1277 |
| BA08757 | 673215 | WMWGORAP_1277 |
| BA08758 | 673215 | WMWGORAP_1277 |
| BA08759 | 673215 | WMWGORAP_1277 |
| BA08760 | 673215 | WMWGORAP_1277 |
| BA08761 | 673215 | WMWGORAP_1277 |
| BA08762 | 673216 | WMWGORAP_1277 |
| BA08763 | 673216 | WMWGORAP_1277 |

4. All of the above samples were analyzed by Standard Method 2540C.
5. All samples were analyzed within the established hold times.
6. All in house quality control procedures were followed, as described below.

General Quality Control Procedures:

- A Method Blank was analyzed with each batch. All criteria were met.
- All final weights of samples, standards, and blanks agreed within 0.5mg of the previous weight.
- A sample duplicate was analyzed with each batch. RPD/2 was less than 5%.
- A laboratory control sample was analyzed with each batch. All criteria were met.
- Samples were between 2.5mg and 200mg residue.
- All samples with residue <2.5mg had the maximum volume of 150mL filtered. Affected samples are as follows:
    - BA08752
    - BA08758
    - BA08763

Alabama Power
General Test Laboratory
744 County Road 87, GSC #8
Calera, AL 35040

# Case Narrative

Alabama Power

Anions

Gorgas Ash Pond

WMWGORAP_1277

1. This report consists of all MWs and corresponding Lab IDs listed on the Chain of Custody.
2. Refer to comments on Chain of Custody for information regarding sample receipt.
3. All standards and solutions are NIST/ISO/IEC/Guide 34 traceable and were used within their recommended shelf life.

| Sample ID | Batch ID | Project ID |
|---|---|---|
| BA08752 | 673429, 673431, & 673733 | WMWGORAP_1277 |
| BA08753 | 673429, 673431, & 673733 | WMWGORAP_1277 |
| BA08754 | 673429, 673431, & 673733 | WMWGORAP_1277 |
| BA08755 | 673429, 673431, & 673733 | WMWGORAP_1277 |
| BA08756 | 673429, 673431, & 673733 | WMWGORAP_1277 |
| BA08757 | 673429, 673431, & 673733 | WMWGORAP_1277 |
| BA08758 | 673429, 673431, & 673733 | WMWGORAP_1277 |
| BA08759 | 673429, 673431, & 673733 | WMWGORAP_1277 |
| BA08760 | 673429, 673431, & 673733 | WMWGORAP_1277 |
| BA08761 | 673429, 673431, & 673733 | WMWGORAP_1277 |
| BA08762 | 673430, 673432, & 673491 | WMWGORAP_1277 |
| BA08763 | 673430, 673432, & 673491 | WMWGORAP_1277 |

4. All of the above samples were analyzed and prepared by SM4500 Cl E, SM4500 F G, and SM4500 SO4 E.
5. All samples were prepared and analyzed within the established hold times.
6. All in house quality control procedures were followed, as described below.

General Quality Control Procedures:

- All calibration met criteria for the requested analyte.
- Prior to sample analysis, an initial calibration verification (ICV), and all criteria were met.
- Prior to sample analysis, an initial calibration blank (ICB) was analyzed and was below half the limit of quantitation for the requested analyte.
- All continued calibration verification (CCV) were within the acceptance criteria for the requested analyte.
- All continued calibration blanks (CCB) were below half the limit of quantitation for the requested analyte.
- It is noted that the QC summary page typically provides the QC results from the original batch analytical sequence. If dilutions were subsequently performed to bring sample concentrations within the calibration range, any additional QC data from the dilution analyses may need to be obtained from the laboratory. Any qualifications applied to original analyses or dilution re-analyses are based upon QC data available at the time of review.

Matrix Specific Quality Control Procedures:

Similarity of matrix and therefore relevance of matrix specific QC results should not be automatically inferred for any sample other than the sample selected for QC.

- A matrix spike was analyzed with each batch. Acceptance criteria for accuracy were met.
- A sample duplicate was analyzed with each batch. Acceptance criteria for precision were met.

7. The following samples were diluted due to the analyzed sample concentration being greater than the high standard of the calibration curve:

| Sample ID | Analyte | Dilution Factor |
|---|---|---|
| BA08754 | Sulfate | 2 |
| BA08755 | Chloride & Sulfate | 10 & 50 |
| BA08756 | Chloride & Sulfate | 10 & 50 |
| BA08759 | Chloride & Sulfate | 2 & 2 |
| BA08760 | Chloride & Sulfate | 5 & 3 |
| BA08761 | Sulfate | 16 |

8. The raw data results are shown with dilution factors included.

Alabama Power
General Test Laboratory
744 County Road 87, GSC #8
Calera, AL 35040

# Certificate Of Analysis

Alabama Power

**Description:** Gorgas Ash Pond Equipment Blank

**Location Code:** WMWGORAPEB
**Collected:** 5/12/20 09:15
**Customer ID:**
**Submittal Date:** 5/14/20 11:17

**Laboratory ID Number:** BA08752

| Name | Prepared | Analyzed | Vio Spec | DF | Results | Units | MDL | RL | Q |
|---|---|---|---|---|---|---|---|---|---|
| ***Analytical Method: EPA 200.7*** | ***Analyst: RDA*** | | | | ***Preparation Method: EPA 1638*** | | | | |
| * Boron, Total | 5/19/20 10:45 | 5/20/20 09:51 | | 1.015 | Not Detected | mg/L | 0.03 | 0.1 | U |
| * Calcium, Total | 5/19/20 10:45 | 5/20/20 09:51 | | 1.015 | Not Detected | mg/L | 0.1 | 0.5 | U |
| * Lithium, Total | 5/19/20 10:45 | 5/20/20 09:51 | | 1.015 | Not Detected | mg/L | 0.01 | 0.02 | U |
| ***Analytical Method: EPA 200.8*** | ***Analyst: DLJ*** | | | | ***Preparation Method: EPA 1638*** | | | | |
| * Antimony, Total | 5/15/20 11:00 | 5/18/20 09:47 | | 1.015 | Not Detected | mg/L | 0.0008 | 0.003 | U |
| * Arsenic, Total | 5/15/20 11:00 | 5/18/20 09:47 | | 1.015 | Not Detected | mg/L | 0.001 | 0.005 | U |
| * Barium, Total | 5/15/20 11:00 | 5/18/20 09:47 | | 1.015 | Not Detected | mg/L | 0.002 | 0.01 | U |
| * Beryllium, Total | 5/15/20 11:00 | 5/18/20 09:47 | | 1.015 | Not Detected | mg/L | 0.0006 | 0.003 | U |
| * Cadmium, Total | 5/15/20 11:00 | 5/18/20 09:47 | | 1.015 | Not Detected | mg/L | 0.0003 | 0.001 | U |
| * Chromium, Total | 5/15/20 11:00 | 5/18/20 09:47 | | 1.015 | Not Detected | mg/L | 0.002 | 0.01 | U |
| * Cobalt, Total | 5/15/20 11:00 | 5/18/20 09:47 | | 1.015 | Not Detected | mg/L | 0.002 | 0.005 | U |
| * Lead, Total | 5/15/20 11:00 | 5/18/20 09:47 | | 1.015 | Not Detected | mg/L | 0.001 | 0.005 | U |
| * Molybdenum, Total | 5/15/20 11:00 | 5/18/20 09:47 | | 1.015 | Not Detected | mg/L | 0.002 | 0.01 | U |
| * Selenium, Total | 5/15/20 11:00 | 5/18/20 09:47 | | 1.015 | Not Detected | mg/L | 0.002 | 0.01 | U |
| * Thallium, Total | 5/15/20 11:00 | 5/18/20 09:47 | | 1.015 | Not Detected | mg/L | 0.0002 | 0.001 | U |
| ***Analytical Method: EPA 245.1*** | ***Analyst: GAS*** | | | | | | | | |
| * Mercury, Total by CVAA | 5/18/20 10:40 | 5/19/20 11:20 | | 1 | Not Detected | mg/L | 0.0003 | 0.0005 | U |
| ***Analytical Method: SM 2540C*** | ***Analyst: TJW*** | | | | | | | | |
| * Solids, Dissolved | 5/15/20 14:20 | 5/19/20 10:16 | | 1 | Not Detected | mg/L | | 25 | U |
| ***Analytical Method: SM4500Cl E*** | ***Analyst: JCC*** | | | | | | | | |
| * Chloride | 5/19/20 11:08 | 5/19/20 11:08 | | 1 | Not Detected | mg/L | 0.50 | 1 | U |
| ***Analytical Method: SM4500F G 2017*** | ***Analyst: JCC*** | | | | | | | | |
| * Fluoride | 5/19/20 14:17 | 5/19/20 14:17 | | 1 | Not Detected | mg/L | 0.06 | 0.1 | U |
| ***Analytical Method: SM4500SO4 E 2011*** | ***Analyst: JCC*** | | | | | | | | |
| * Sulfate | 5/26/20 13:04 | 5/26/20 13:04 | | 1 | Not Detected | mg/L | 0.50 | 1 | U |

MDL's and RL's are adjusted for sample dilution, as applicable

**Comments:**

Reported: 6/8/2020
Version: 3.1
COA_CCR

Alabama Power
General Test Laboratory
744 County Road 87, GSC #8
Calera, AL 35040

# Batch QC Summary

Alabama Power

**Customer Account:** WMWGORAPEB
**Sample Date:** 5/12/20 09:15
**Customer ID:**
**Delivery Date:** 5/14/20 11:17

**Description**:Gorgas Ash Pond Equipment Blank

**Laboratory ID Number:** BA08752

| Sample | Analysis | Units | MB | MB Limit | Spike | MS | MSD | Standard | Standard Limit | Rec | Rec Limit | Prec | Prec Limit |
|---|---|---|---|---|---|---|---|---|---|---|---|---|---|
| BA08761 | Arsenic, Total | mg/L | 0.00000505 | 0.0001474 | 0.10 | 0.109 | 0.107 | 0.109 | 0.085 to 0.115 | 101 | 70 to 130 | 1.85 | 20 |
| BA08761 | Molybdenum, Total | mg/L | 0.0000156 | 0.0001474 | 0.10 | 0.103 | 0.102 | 0.0987 | 0.085 to 0.115 | 97.8 | 70 to 130 | 0.976 | 20 |
| BA08761 | Boron, Total | mg/L | -0.00194 | 0.0650254 | 1.00 | 1.11 | 1.14 | 0.991 | 0.85 to 1.15 | 104 | 70 to 130 | 2.67 | 20 |
| BA08761 | Selenium, Total | mg/L | 0.000128 | 0.00066 | 0.10 | 0.0848 | 0.0860 | 0.107 | 0.085 to 0.115 | 84.8 | 70 to 130 | 1.41 | 20 |
| BA08761 | Barium, Total | mg/L | 0.0000144 | 0.0002 | 0.10 | 0.174 | 0.174 | 0.104 | 0.085 to 0.115 | 92.1 | 70 to 130 | 0.00 | 20 |
| BA08761 | Beryllium, Total | mg/L | 0.0000147 | 0.00088 | 0.10 | 0.0966 | 0.0943 | 0.0935 | 0.085 to 0.115 | 96.6 | 70 to 130 | 2.41 | 20 |
| BA08761 | Chromium, Total | mg/L | 0.00000372 | 0.00044 | 0.10 | 0.0976 | 0.0994 | 0.104 | 0.085 to 0.115 | 97.6 | 70 to 130 | 1.83 | 20 |
| BA08761 | Calcium, Total | mg/L | 0.00230 | 0.1518 | 5.00 | 39.8 | 40.5 | 5.05 | 4.25 to 5.75 | 90.0 | 70 to 130 | 1.74 | 20 |
| BA08761 | Mercury, Total by CVAA | mg/L | 0.0000554 | 0.0005 | 0.004 | 0.00323 | 0.00335 | 0.00360 | 0.0034 to 0.0046 | 80.8 | 70 to 130 | 3.65 | 20 |
| BA08761 | Antimony, Total | mg/L | 0.000250 | 0.00066 | 0.10 | 0.0963 | 0.0941 | 0.100 | 0.085 to 0.115 | 96.3 | 70 to 130 | 2.31 | 20 |
| BA08761 | Cadmium, Total | mg/L | -0.00000391 | 0.0001474 | 0.10 | 0.0979 | 0.0986 | 0.0996 | 0.085 to 0.115 | 97.9 | 70 to 130 | 0.712 | 20 |
| BA08761 | Cobalt, Total | mg/L | -0.0000539 | 0.0001474 | 0.10 | 0.101 | 0.102 | 0.106 | 0.085 to 0.115 | 101 | 70 to 130 | 0.985 | 20 |
| BA08761 | Lithium, Total | mg/L | -0.000386 | 0.0154 | 0.200 | 0.278 | 0.282 | 0.193 | 0.17 to 0.23 | 112 | 70 to 130 | 1.43 | 20 |
| BA08761 | Lead, Total | mg/L | -0.00000355 | 0.0001474 | 0.10 | 0.103 | 0.104 | 0.107 | 0.085 to 0.115 | 103 | 70 to 130 | 0.966 | 20 |
| BA08761 | Thallium, Total | mg/L | -0.0000662 | 0.0001474 | 0.10 | 0.0994 | 0.101 | 0.103 | 0.085 to 0.115 | 99.4 | 70 to 130 | 1.60 | 20 |

**Comments:**

Reported: 6/8/2020
Version: 3.1
COA_CCR

Alabama Power
General Test Laboratory
744 County Road 87, GSC #8
Calera, AL 35040

Alabama Power

# Batch QC Summary

**Customer Account:** WMWGORAPEB
**Sample Date:** 5/12/20 09:15
**Customer ID:**
**Delivery Date:** 5/14/20 11:17

**Description:** Gorgas Ash Pond Equipment Blank

**Laboratory ID Number:** BA08752

| Sample | Analysis | Units | MB | MB Limit | Spike | MS | Sample Duplicate | Standard | Standard Limit | Rec | Rec Limit | Prec | Prec Limit |
|---|---|---|---|---|---|---|---|---|---|---|---|---|---|
| BA08761 | Solids, Dissolved | mg/L | 2.00 | 25 | | | 634 | 54.0 | 40 to 60 | | | 0.795 | 5 |
| BA08761 | Chloride | mg/L | -0.0143 | 0.50 | 10.0 | 14.8 | 4.35 | 10.5 | 9 to 11 | 106 | 80 to 120 | 2.56 | 20 |
| BA08761 | Fluoride | mg/L | 0.0319 | 0.05 | 2.50 | 3.56 | 0.814 | 2.74 | 2.25 to 2.75 | 109 | 80 to 120 | 2.31 | 20 |
| BA08761 | Sulfate | mg/L | -0.302 | 0.50 | 320 | 514 | 199 | 20.3 | 18 to 22 | 100 | 80 to 120 | 2.54 | 20 |

**Comments:**

Reported: 6/8/2020
Version: 3.1
COA_CCR

Alabama Power
General Test Laboratory
744 County Road 87, GSC #8
Calera, AL 35040

# Certificate Of Analysis

Alabama Power

**Description:** Gorgas Ash Pond - MW-28H

**Location Code:** WMWGORAP
**Collected:** 5/12/20 10:50
**Customer ID:**
**Submittal Date:** 5/14/20 11:17

**Laboratory ID Number:** BA08753

| Name | Prepared | Analyzed | Vio Spec | DF | Results | Units | MDL | RL | Q |
|---|---|---|---|---|---|---|---|---|---|
| ***Analytical Method: EPA 200.7*** | ***Analyst: RDA*** | | | | ***Preparation Method: EPA 1638*** | | | | |
| * Boron, Total | 5/19/20 10:45 | 5/20/20 09:54 | | 1.015 | 0.0719 | mg/L | 0.03 | 0.1 | J |
| * Calcium, Total | 5/19/20 10:45 | 5/20/20 09:54 | | 1.015 | 2.83 | mg/L | 0.1 | 0.5 | |
| * Lithium, Total | 5/19/20 10:45 | 5/20/20 09:54 | | 1.015 | 0.0569 | mg/L | 0.01 | 0.02 | |
| ***Analytical Method: EPA 200.8*** | ***Analyst: DLJ*** | | | | ***Preparation Method: EPA 1638*** | | | | |
| * Antimony, Total | 5/15/20 11:00 | 5/18/20 09:49 | | 1.015 | Not Detected | mg/L | 0.0008 | 0.003 | U |
| * Arsenic, Total | 5/15/20 11:00 | 5/18/20 09:49 | | 1.015 | 0.00135 | mg/L | 0.001 | 0.005 | J |
| * Barium, Total | 5/15/20 11:00 | 5/18/20 09:49 | | 1.015 | 0.0436 | mg/L | 0.002 | 0.01 | |
| * Beryllium, Total | 5/15/20 11:00 | 5/18/20 09:49 | | 1.015 | Not Detected | mg/L | 0.0006 | 0.003 | U |
| * Cadmium, Total | 5/15/20 11:00 | 5/18/20 09:49 | | 1.015 | Not Detected | mg/L | 0.0003 | 0.001 | U |
| * Chromium, Total | 5/15/20 11:00 | 5/18/20 09:49 | | 1.015 | 0.00281 | mg/L | 0.002 | 0.01 | J |
| * Cobalt, Total | 5/15/20 11:00 | 5/18/20 09:49 | | 1.015 | Not Detected | mg/L | 0.002 | 0.005 | U |
| * Lead, Total | 5/15/20 11:00 | 5/18/20 09:49 | | 1.015 | Not Detected | mg/L | 0.001 | 0.005 | U |
| * Molybdenum, Total | 5/15/20 11:00 | 5/18/20 09:49 | | 1.015 | 0.00644 | mg/L | 0.002 | 0.01 | J |
| * Selenium, Total | 5/15/20 11:00 | 5/18/20 09:49 | | 1.015 | Not Detected | mg/L | 0.002 | 0.01 | U |
| * Thallium, Total | 5/15/20 11:00 | 5/18/20 09:49 | | 1.015 | Not Detected | mg/L | 0.0002 | 0.001 | U |
| ***Analytical Method: EPA 245.1*** | ***Analyst: GAS*** | | | | | | | | |
| * Mercury, Total by CVAA | 5/18/20 10:40 | 5/19/20 11:24 | | 1 | Not Detected | mg/L | 0.0003 | 0.0005 | U |
| ***Analytical Method: SM 2540C*** | ***Analyst: TJW*** | | | | | | | | |
| * Solids, Dissolved | 5/15/20 14:20 | 5/19/20 10:16 | | 1 | 464 | mg/L | | 25 | |
| ***Analytical Method: SM4500Cl E*** | ***Analyst: JCC*** | | | | | | | | |
| * Chloride | 5/19/20 11:10 | 5/19/20 11:10 | | 1 | 12.7 | mg/L | 0.50 | 1 | |
| ***Analytical Method: SM4500F G 2017*** | ***Analyst: JCC*** | | | | | | | | |
| * Fluoride | 5/19/20 14:18 | 5/19/20 14:18 | | 1 | 0.195 | mg/L | 0.06 | 0.1 | |
| ***Analytical Method: SM4500SO4 E 2011*** | ***Analyst: JCC*** | | | | | | | | |
| * Sulfate | 5/26/20 13:05 | 5/26/20 13:05 | | 1 | 14.3 | mg/L | 0.50 | 1 | |
| ***Analytical Method: Field Measurements*** | ***Analyst: AWG*** | | | | | | | | |
| Conductivity | 5/12/20 10:47 | 5/12/20 10:47 | | | 721.84 | uS/cm | | | FA |
| pH | 5/12/20 10:47 | 5/12/20 10:47 | | | 8.35 | SU | | | FA |
| Temperature | 5/12/20 10:47 | 5/12/20 10:47 | | | 19.53 | C | | | FA |
| Turbidity | 5/12/20 10:47 | 5/12/20 10:47 | | | 7.6 | NTU | | | FA |

MDL's and RL's are adjusted for sample dilution, as applicable

**Comments:**

Reported: 6/8/2020
Version: 3.1
COA_CCR

Alabama Power
General Test Laboratory
744 County Road 87, GSC #8
Calera, AL 35040

# Batch QC Summary

Alabama Power

**Customer Account:** WMWGORAP
**Sample Date:** 5/12/20 10:50
**Customer ID:**
**Delivery Date:** 5/14/20 11:17

**Description**: Gorgas Ash Pond - MW-28H

**Laboratory ID Number:** BA08753

| Sample | Analysis | Units | MB | MB Limit | Spike | MS | MSD | Standard | Standard Limit | Rec | Rec Limit | Prec | Prec Limit |
|---|---|---|---|---|---|---|---|---|---|---|---|---|---|
| BA08761 | Arsenic, Total | mg/L | 0.00000505 | 0.0001474 | 0.10 | 0.109 | 0.107 | 0.109 | 0.085 to 0.115 | 101 | 70 to 130 | 1.85 | 20 |
| BA08761 | Boron, Total | mg/L | -0.00194 | 0.0650254 | 1.00 | 1.11 | 1.14 | 0.991 | 0.85 to 1.15 | 104 | 70 to 130 | 2.67 | 20 |
| BA08761 | Selenium, Total | mg/L | 0.000128 | 0.00066 | 0.10 | 0.0848 | 0.0860 | 0.107 | 0.085 to 0.115 | 84.8 | 70 to 130 | 1.41 | 20 |
| BA08761 | Barium, Total | mg/L | 0.0000144 | 0.0002 | 0.10 | 0.174 | 0.174 | 0.104 | 0.085 to 0.115 | 92.1 | 70 to 130 | 0.00 | 20 |
| BA08761 | Beryllium, Total | mg/L | 0.0000147 | 0.00088 | 0.10 | 0.0966 | 0.0943 | 0.0935 | 0.085 to 0.115 | 96.6 | 70 to 130 | 2.41 | 20 |
| BA08761 | Chromium, Total | mg/L | 0.00000372 | 0.00044 | 0.10 | 0.0976 | 0.0994 | 0.104 | 0.085 to 0.115 | 97.6 | 70 to 130 | 1.83 | 20 |
| BA08761 | Cadmium, Total | mg/L | -0.00000391 | 0.0001474 | 0.10 | 0.0979 | 0.0986 | 0.0996 | 0.085 to 0.115 | 97.9 | 70 to 130 | 0.712 | 20 |
| BA08761 | Cobalt, Total | mg/L | -0.0000539 | 0.0001474 | 0.10 | 0.101 | 0.102 | 0.106 | 0.085 to 0.115 | 101 | 70 to 130 | 0.985 | 20 |
| BA08761 | Lithium, Total | mg/L | -0.000386 | 0.0154 | 0.200 | 0.278 | 0.282 | 0.193 | 0.17 to 0.23 | 112 | 70 to 130 | 1.43 | 20 |
| BA08761 | Lead, Total | mg/L | -0.00000355 | 0.0001474 | 0.10 | 0.103 | 0.104 | 0.107 | 0.085 to 0.115 | 103 | 70 to 130 | 0.966 | 20 |
| BA08761 | Thallium, Total | mg/L | -0.0000662 | 0.0001474 | 0.10 | 0.0994 | 0.101 | 0.103 | 0.085 to 0.115 | 99.4 | 70 to 130 | 1.60 | 20 |
| BA08761 | Calcium, Total | mg/L | 0.00230 | 0.1518 | 5.00 | 39.8 | 40.5 | 5.05 | 4.25 to 5.75 | 90.0 | 70 to 130 | 1.74 | 20 |
| BA08761 | Mercury, Total by CVAA | mg/L | 0.0000554 | 0.0005 | 0.004 | 0.00323 | 0.00335 | 0.00360 | 0.0034 to 0.0046 | 80.8 | 70 to 130 | 3.65 | 20 |
| BA08761 | Antimony, Total | mg/L | 0.000250 | 0.00066 | 0.10 | 0.0963 | 0.0941 | 0.100 | 0.085 to 0.115 | 96.3 | 70 to 130 | 2.31 | 20 |
| BA08761 | Molybdenum, Total | mg/L | 0.0000156 | 0.0001474 | 0.10 | 0.103 | 0.102 | 0.0987 | 0.085 to 0.115 | 97.8 | 70 to 130 | 0.976 | 20 |

**Comments:**

Reported: 6/8/2020
Version: 3.1
COA_CCR

Alabama Power
General Test Laboratory
744 County Road 87, GSC #8
Calera, AL 35040

Alabama Power

# Batch QC Summary

**Customer Account:** WMWGORAP
**Sample Date:** 5/12/20 10:50
**Customer ID:**
**Delivery Date:** 5/14/20 11:17

**Description:** Gorgas Ash Pond - MW-28H

**Laboratory ID Number:** BA08753

| Sample | Analysis | Units | MB | MB Limit | Spike | MS | Sample Duplicate | Standard | Standard Limit | Rec | Rec Limit | Prec | Prec Limit |
|---|---|---|---|---|---|---|---|---|---|---|---|---|---|
| BA08761 | Solids, Dissolved | mg/L | 2.00 | 25 | | | 634 | 54.0 | 40 to 60 | | | 0.795 | 5 |
| BA08761 | Sulfate | mg/L | -0.302 | 0.50 | 320 | 514 | 199 | 20.3 | 18 to 22 | 100 | 80 to 120 | 2.54 | 20 |
| BA08761 | Chloride | mg/L | -0.0143 | 0.50 | 10.0 | 14.8 | 4.35 | 10.5 | 9 to 11 | 106 | 80 to 120 | 2.56 | 20 |
| BA08761 | Fluoride | mg/L | 0.0319 | 0.05 | 2.50 | 3.56 | 0.814 | 2.74 | 2.25 to 2.75 | 109 | 80 to 120 | 2.31 | 20 |

**Comments:**

Reported: 6/8/2020
Version: 3.1
COA_CCR

Alabama Power
General Test Laboratory
744 County Road 87, GSC #8
Calera, AL 35040

# *Certificate Of Analysis*

Alabama Power

**Description:** Gorgas Ash Pond - MW-17

**Location Code:** WMWGORAP
**Collected:** 5/12/20 12:12
**Customer ID:**
**Submittal Date:** 5/14/20 11:17

**Laboratory ID Number:** BA08754

| Name | Prepared | Analyzed | Vio Spec | DF | Results | Units | MDL | RL | Q |
|---|---|---|---|---|---|---|---|---|---|
| ***Analytical Method: EPA 200.7*** | ***Analyst: RDA*** | | | | ***Preparation Method: EPA 1638*** | | | | |
| * Boron, Total | 5/19/20 10:45 | 5/20/20 09:57 | | 1.015 | 0.0862 | mg/L | 0.03 | 0.1 | J |
| * Calcium, Total | 5/19/20 10:45 | 5/20/20 09:57 | | 1.015 | 2.95 | mg/L | 0.1 | 0.5 | |
| * Lithium, Total | 5/19/20 10:45 | 5/20/20 09:57 | | 1.015 | 0.0602 | mg/L | 0.01 | 0.02 | |
| ***Analytical Method: EPA 200.8*** | ***Analyst: DLJ*** | | | | ***Preparation Method: EPA 1638*** | | | | |
| * Antimony, Total | 5/15/20 11:00 | 5/18/20 09:52 | | 1.015 | Not Detected | mg/L | 0.0008 | 0.003 | U |
| * Arsenic, Total | 5/15/20 11:00 | 5/18/20 09:52 | | 1.015 | 0.00326 | mg/L | 0.001 | 0.005 | J |
| * Barium, Total | 5/15/20 11:00 | 5/18/20 09:52 | | 1.015 | 0.0941 | mg/L | 0.002 | 0.01 | |
| * Beryllium, Total | 5/15/20 11:00 | 5/18/20 09:52 | | 1.015 | Not Detected | mg/L | 0.0006 | 0.003 | U |
| * Cadmium, Total | 5/15/20 11:00 | 5/18/20 09:52 | | 1.015 | Not Detected | mg/L | 0.0003 | 0.001 | U |
| * Chromium, Total | 5/15/20 11:00 | 5/18/20 09:52 | | 1.015 | Not Detected | mg/L | 0.002 | 0.01 | U |
| * Cobalt, Total | 5/15/20 11:00 | 5/18/20 09:52 | | 1.015 | Not Detected | mg/L | 0.002 | 0.005 | U |
| * Lead, Total | 5/15/20 11:00 | 5/18/20 09:52 | | 1.015 | Not Detected | mg/L | 0.001 | 0.005 | U |
| * Molybdenum, Total | 5/15/20 11:00 | 5/18/20 09:52 | | 1.015 | 0.00436 | mg/L | 0.002 | 0.01 | J |
| * Selenium, Total | 5/15/20 11:00 | 5/18/20 09:52 | | 1.015 | Not Detected | mg/L | 0.002 | 0.01 | U |
| * Thallium, Total | 5/15/20 11:00 | 5/18/20 09:52 | | 1.015 | Not Detected | mg/L | 0.0002 | 0.001 | U |
| ***Analytical Method: EPA 245.1*** | ***Analyst: GAS*** | | | | | | | | |
| * Mercury, Total by CVAA | 5/18/20 10:40 | 5/19/20 11:26 | | 1 | Not Detected | mg/L | 0.0003 | 0.0005 | U |
| ***Analytical Method: SM 2540C*** | ***Analyst: TJW*** | | | | | | | | |
| * Solids, Dissolved | 5/15/20 14:20 | 5/19/20 10:16 | | 1 | 493 | mg/L | | 25 | |
| ***Analytical Method: SM4500Cl E*** | ***Analyst: JCC*** | | | | | | | | |
| * Chloride | 5/19/20 11:11 | 5/19/20 11:11 | | 1 | 9.16 | mg/L | 0.50 | 1 | |
| ***Analytical Method: SM4500F G 2017*** | ***Analyst: JCC*** | | | | | | | | |
| * Fluoride | 5/19/20 14:19 | 5/19/20 14:19 | | 1 | 0.263 | mg/L | 0.06 | 0.1 | |
| ***Analytical Method: SM4500SO4 E 2011*** | ***Analyst: JCC*** | | | | | | | | |
| * Sulfate | 5/26/20 13:06 | 5/26/20 13:06 | | 2 | 44.4 | mg/L | 1.00 | 2 | |
| ***Analytical Method: Field Measurements*** | ***Analyst: AWG*** | | | | | | | | |
| Conductivity | 5/12/20 12:09 | 5/12/20 12:09 | | | 894.85 | uS/cm | | | FA |
| pH | 5/12/20 12:09 | 5/12/20 12:09 | | | 8.42 | SU | | | FA |
| Temperature | 5/12/20 12:09 | 5/12/20 12:09 | | | 19.18 | C | | | FA |
| Turbidity | 5/12/20 12:09 | 5/12/20 12:09 | | | 0.76 | NTU | | | FA |

MDL's and RL's are adjusted for sample dilution, as applicable

**Comments:**

Reported: 6/8/2020
Version: 3.1
COA_CCR

Alabama Power
General Test Laboratory
744 County Road 87, GSC #8
Calera, AL 35040

# Batch QC Summary

Alabama Power

**Customer Account:** WMWGORAP
**Sample Date:** 5/12/20 12:12
**Customer ID:**
**Delivery Date:** 5/14/20 11:17

**Description**: Gorgas Ash Pond - MW-17

**Laboratory ID Number:** BA08754

| Sample | Analysis | Units | MB | MB Limit | Spike | MS | MSD | Standard | Standard Limit | Rec | Rec Limit | Prec | Prec Limit |
|---|---|---|---|---|---|---|---|---|---|---|---|---|---|
| BA08761 | Arsenic, Total | mg/L | 0.00000505 | 0.0001474 | 0.10 | 0.109 | 0.107 | 0.109 | 0.085 to 0.115 | 101 | 70 to 130 | 1.85 | 20 |
| BA08761 | Molybdenum, Total | mg/L | 0.0000156 | 0.0001474 | 0.10 | 0.103 | 0.102 | 0.0987 | 0.085 to 0.115 | 97.8 | 70 to 130 | 0.976 | 20 |
| BA08761 | Boron, Total | mg/L | -0.00194 | 0.0650254 | 1.00 | 1.11 | 1.14 | 0.991 | 0.85 to 1.15 | 104 | 70 to 130 | 2.67 | 20 |
| BA08761 | Selenium, Total | mg/L | 0.000128 | 0.00066 | 0.10 | 0.0848 | 0.0860 | 0.107 | 0.085 to 0.115 | 84.8 | 70 to 130 | 1.41 | 20 |
| BA08761 | Calcium, Total | mg/L | 0.00230 | 0.1518 | 5.00 | 39.8 | 40.5 | 5.05 | 4.25 to 5.75 | 90.0 | 70 to 130 | 1.74 | 20 |
| BA08761 | Mercury, Total by CVAA | mg/L | 0.0000554 | 0.0005 | 0.004 | 0.00323 | 0.00335 | 0.00360 | 0.0034 to 0.0046 | 80.8 | 70 to 130 | 3.65 | 20 |
| BA08761 | Antimony, Total | mg/L | 0.000250 | 0.00066 | 0.10 | 0.0963 | 0.0941 | 0.100 | 0.085 to 0.115 | 96.3 | 70 to 130 | 2.31 | 20 |
| BA08761 | Barium, Total | mg/L | 0.0000144 | 0.0002 | 0.10 | 0.174 | 0.174 | 0.104 | 0.085 to 0.115 | 92.1 | 70 to 130 | 0.00 | 20 |
| BA08761 | Beryllium, Total | mg/L | 0.0000147 | 0.00088 | 0.10 | 0.0966 | 0.0943 | 0.0935 | 0.085 to 0.115 | 96.6 | 70 to 130 | 2.41 | 20 |
| BA08761 | Chromium, Total | mg/L | 0.00000372 | 0.00044 | 0.10 | 0.0976 | 0.0994 | 0.104 | 0.085 to 0.115 | 97.6 | 70 to 130 | 1.83 | 20 |
| BA08761 | Cadmium, Total | mg/L | -0.00000391 | 0.0001474 | 0.10 | 0.0979 | 0.0986 | 0.0996 | 0.085 to 0.115 | 97.9 | 70 to 130 | 0.712 | 20 |
| BA08761 | Cobalt, Total | mg/L | -0.0000539 | 0.0001474 | 0.10 | 0.101 | 0.102 | 0.106 | 0.085 to 0.115 | 101 | 70 to 130 | 0.985 | 20 |
| BA08761 | Lithium, Total | mg/L | -0.000386 | 0.0154 | 0.200 | 0.278 | 0.282 | 0.193 | 0.17 to 0.23 | 112 | 70 to 130 | 1.43 | 20 |
| BA08761 | Lead, Total | mg/L | -0.00000355 | 0.0001474 | 0.10 | 0.103 | 0.104 | 0.107 | 0.085 to 0.115 | 103 | 70 to 130 | 0.966 | 20 |
| BA08761 | Thallium, Total | mg/L | -0.0000662 | 0.0001474 | 0.10 | 0.0994 | 0.101 | 0.103 | 0.085 to 0.115 | 99.4 | 70 to 130 | 1.60 | 20 |

**Comments:**

Reported: 6/8/2020
Version: 3.1
COA_CCR

Alabama Power
General Test Laboratory
744 County Road 87, GSC #8
Calera, AL 35040

Alabama Power

# Batch QC Summary

**Customer Account:** WMWGORAP
**Sample Date:** 5/12/20 12:12
**Customer ID:**
**Delivery Date:** 5/14/20 11:17

**Description:** Gorgas Ash Pond - MW-17

**Laboratory ID Number:** BA08754

| Sample | Analysis | Units | MB | MB Limit | Spike | MS | Sample Duplicate | Standard | Standard Limit | Rec | Rec Limit | Prec | Prec Limit |
|---|---|---|---|---|---|---|---|---|---|---|---|---|---|
| BA08761 | Solids, Dissolved | mg/L | 2.00 | 25 | | | 634 | 54.0 | 40 to 60 | | | 0.795 | 5 |
| BA08761 | Sulfate | mg/L | -0.302 | 0.50 | 320 | 514 | 199 | 20.3 | 18 to 22 | 100 | 80 to 120 | 2.54 | 20 |
| BA08761 | Chloride | mg/L | -0.0143 | 0.50 | 10.0 | 14.8 | 4.35 | 10.5 | 9 to 11 | 106 | 80 to 120 | 2.56 | 20 |
| BA08761 | Fluoride | mg/L | 0.0319 | 0.05 | 2.50 | 3.56 | 0.814 | 2.74 | 2.25 to 2.75 | 109 | 80 to 120 | 2.31 | 20 |

**Comments:**

Reported: 6/8/2020
Version: 3.1
COA_CCR

Alabama Power
General Test Laboratory
744 County Road 87, GSC #8
Calera, AL 35040

# Certificate Of Analysis

Alabama Power

**Description:** Gorgas Ash Pond - MW-34HO

**Location Code:** WMWGORAP
**Collected:** 5/12/20 13:46
**Customer ID:**
**Submittal Date:** 5/14/20 11:17

**Laboratory ID Number:** BA08755

| Name | Prepared | Analyzed | Vio Spec | DF | Results | Units | MDL | RL | Q |
|---|---|---|---|---|---|---|---|---|---|
| ***Analytical Method: EPA 200.7*** | ***Analyst: RDA*** | | | | ***Preparation Method: EPA 1638*** | | | | |
| * Boron, Total | 5/19/20 10:45 | 5/20/20 10:00 | | 1.015 | 0.0929 | mg/L | 0.03 | 0.1 | J |
| * Calcium, Total | 5/19/20 10:45 | 5/20/20 12:05 | | 10.15 | 80.4 | mg/L | 1.015 | 5.075 | |
| * Lithium, Total | 5/19/20 10:45 | 5/20/20 10:00 | | 1.015 | 0.180 | mg/L | 0.01 | 0.02 | |
| ***Analytical Method: EPA 200.8*** | ***Analyst: DLJ*** | | | | ***Preparation Method: EPA 1638*** | | | | |
| * Antimony, Total | 5/15/20 11:00 | 5/18/20 09:55 | | 1.015 | Not Detected | mg/L | 0.0008 | 0.003 | U |
| * Arsenic, Total | 5/15/20 11:00 | 5/18/20 09:55 | | 1.015 | 0.00668 | mg/L | 0.001 | 0.005 | |
| * Barium, Total | 5/15/20 11:00 | 5/18/20 09:55 | | 1.015 | 0.0379 | mg/L | 0.002 | 0.01 | |
| * Beryllium, Total | 5/15/20 11:00 | 5/18/20 09:55 | | 1.015 | Not Detected | mg/L | 0.0006 | 0.003 | U |
| * Cadmium, Total | 5/15/20 11:00 | 5/18/20 09:55 | | 1.015 | Not Detected | mg/L | 0.0003 | 0.001 | U |
| * Chromium, Total | 5/15/20 11:00 | 5/18/20 09:55 | | 1.015 | Not Detected | mg/L | 0.002 | 0.01 | U |
| * Cobalt, Total | 5/15/20 11:00 | 5/18/20 09:55 | | 1.015 | Not Detected | mg/L | 0.002 | 0.005 | U |
| * Lead, Total | 5/15/20 11:00 | 5/18/20 09:55 | | 1.015 | Not Detected | mg/L | 0.001 | 0.005 | U |
| * Molybdenum, Total | 5/15/20 11:00 | 5/18/20 09:55 | | 1.015 | 0.00880 | mg/L | 0.002 | 0.01 | J |
| * Selenium, Total | 5/15/20 11:00 | 5/18/20 09:55 | | 1.015 | Not Detected | mg/L | 0.002 | 0.01 | U |
| * Thallium, Total | 5/15/20 11:00 | 5/18/20 09:55 | | 1.015 | Not Detected | mg/L | 0.0002 | 0.001 | U |
| ***Analytical Method: EPA 245.1*** | ***Analyst: GAS*** | | | | | | | | |
| * Mercury, Total by CVAA | 5/18/20 10:40 | 5/19/20 11:29 | | 1 | Not Detected | mg/L | 0.0003 | 0.0005 | U |
| ***Analytical Method: SM 2540C*** | ***Analyst: TJW*** | | | | | | | | |
| * Solids, Dissolved | 5/15/20 14:20 | 5/19/20 10:16 | | 1 | 2440 | mg/L | | 178.6 | |
| ***Analytical Method: SM4500Cl E*** | ***Analyst: JCC*** | | | | | | | | |
| * Chloride | 5/19/20 11:12 | 5/19/20 11:12 | | 10 | 148 | mg/L | 5.00 | 10 | |
| ***Analytical Method: SM4500F G 2017*** | ***Analyst: JCC*** | | | | | | | | |
| * Fluoride | 5/19/20 14:20 | 5/19/20 14:20 | | 1 | 0.370 | mg/L | 0.06 | 0.1 | |
| ***Analytical Method: SM4500SO4 E 2011*** | ***Analyst: JCC*** | | | | | | | | |
| * Sulfate | 5/26/20 13:08 | 5/26/20 13:08 | | 50 | 1330 | mg/L | 25.00 | 50 | |
| ***Analytical Method: Field Measurements*** | ***Analyst: AWG*** | | | | | | | | |
| Conductivity | 5/12/20 13:42 | 5/12/20 13:42 | | | 3587.61 | uS/cm | | | FA |
| pH | 5/12/20 13:42 | 5/12/20 13:42 | | | 7.44 | SU | | | FA |
| Temperature | 5/12/20 13:42 | 5/12/20 13:42 | | | 21.80 | C | | | FA |
| Turbidity | 5/12/20 13:42 | 5/12/20 13:42 | | | 4.63 | NTU | | | FA |

MDL's and RL's are adjusted for sample dilution, as applicable

**Comments:**

Reported: 6/8/2020
Version: 3.1
COA_CCR

Alabama Power
General Test Laboratory
744 County Road 87, GSC #8
Calera, AL 35040

# Batch QC Summary

Alabama Power

**Customer Account:** WMWGORAP
**Sample Date:** 5/12/20 13:46
**Customer ID:**
**Delivery Date:** 5/14/20 11:17

**Description**:Gorgas Ash Pond - MW-34HO

**Laboratory ID Number:** BA08755

| Sample | Analysis | Units | MB | MB Limit | Spike | MS | MSD | Standard | Standard Limit | Rec | Rec Limit | Prec | Prec Limit |
|---|---|---|---|---|---|---|---|---|---|---|---|---|---|
| BA08761 | Arsenic, Total | mg/L | 0.00000505 | 0.0001474 | 0.10 | 0.109 | 0.107 | 0.109 | 0.085 to 0.115 | 101 | 70 to 130 | 1.85 | 20 |
| BA08761 | Molybdenum, Total | mg/L | 0.0000156 | 0.0001474 | 0.10 | 0.103 | 0.102 | 0.0987 | 0.085 to 0.115 | 97.8 | 70 to 130 | 0.976 | 20 |
| BA08761 | Boron, Total | mg/L | -0.00194 | 0.0650254 | 1.00 | 1.11 | 1.14 | 0.991 | 0.85 to 1.15 | 104 | 70 to 130 | 2.67 | 20 |
| BA08761 | Selenium, Total | mg/L | 0.000128 | 0.00066 | 0.10 | 0.0848 | 0.0860 | 0.107 | 0.085 to 0.115 | 84.8 | 70 to 130 | 1.41 | 20 |
| BA08761 | Calcium, Total | mg/L | 0.00230 | 0.1518 | 5.00 | 39.8 | 40.5 | 5.05 | 4.25 to 5.75 | 90.0 | 70 to 130 | 1.74 | 20 |
| BA08761 | Mercury, Total by CVAA | mg/L | 0.0000554 | 0.0005 | 0.004 | 0.00323 | 0.00335 | 0.00360 | 0.0034 to 0.0046 | 80.8 | 70 to 130 | 3.65 | 20 |
| BA08761 | Antimony, Total | mg/L | 0.000250 | 0.00066 | 0.10 | 0.0963 | 0.0941 | 0.100 | 0.085 to 0.115 | 96.3 | 70 to 130 | 2.31 | 20 |
| BA08761 | Cadmium, Total | mg/L | -0.00000391 | 0.0001474 | 0.10 | 0.0979 | 0.0986 | 0.0996 | 0.085 to 0.115 | 97.9 | 70 to 130 | 0.712 | 20 |
| BA08761 | Cobalt, Total | mg/L | -0.0000539 | 0.0001474 | 0.10 | 0.101 | 0.102 | 0.106 | 0.085 to 0.115 | 101 | 70 to 130 | 0.985 | 20 |
| BA08761 | Lithium, Total | mg/L | -0.000386 | 0.0154 | 0.200 | 0.278 | 0.282 | 0.193 | 0.17 to 0.23 | 112 | 70 to 130 | 1.43 | 20 |
| BA08761 | Lead, Total | mg/L | -0.00000355 | 0.0001474 | 0.10 | 0.103 | 0.104 | 0.107 | 0.085 to 0.115 | 103 | 70 to 130 | 0.966 | 20 |
| BA08761 | Thallium, Total | mg/L | -0.0000662 | 0.0001474 | 0.10 | 0.0994 | 0.101 | 0.103 | 0.085 to 0.115 | 99.4 | 70 to 130 | 1.60 | 20 |
| BA08761 | Barium, Total | mg/L | 0.0000144 | 0.0002 | 0.10 | 0.174 | 0.174 | 0.104 | 0.085 to 0.115 | 92.1 | 70 to 130 | 0.00 | 20 |
| BA08761 | Beryllium, Total | mg/L | 0.0000147 | 0.00088 | 0.10 | 0.0966 | 0.0943 | 0.0935 | 0.085 to 0.115 | 96.6 | 70 to 130 | 2.41 | 20 |
| BA08761 | Chromium, Total | mg/L | 0.00000372 | 0.00044 | 0.10 | 0.0976 | 0.0994 | 0.104 | 0.085 to 0.115 | 97.6 | 70 to 130 | 1.83 | 20 |

**Comments:**

Reported: 6/8/2020
Version: 3.1
COA_CCR

Alabama Power
General Test Laboratory
744 County Road 87, GSC #8
Calera, AL 35040

Alabama Power

# Batch QC Summary

**Customer Account:** WMWGORAP
**Sample Date:** 5/12/20 13:46
**Customer ID:**
**Delivery Date:** 5/14/20 11:17

**Description:** Gorgas Ash Pond - MW-34HO

**Laboratory ID Number:** BA08755

| Sample | Analysis | Units | MB | MB Limit | Spike | MS | Sample Duplicate | Standard | Standard Limit | Rec | Rec Limit | Prec | Prec Limit |
|---|---|---|---|---|---|---|---|---|---|---|---|---|---|
| BA08761 | Sulfate | mg/L | -0.302 | 0.50 | 320 | 514 | 199 | 20.3 | 18 to 22 | 100 | 80 to 120 | 2.54 | 20 |
| BA08761 | Solids, Dissolved | mg/L | 2.00 | 25 | | | 634 | 54.0 | 40 to 60 | | | 0.795 | 5 |
| BA08761 | Chloride | mg/L | -0.0143 | 0.50 | 10.0 | 14.8 | 4.35 | 10.5 | 9 to 11 | 106 | 80 to 120 | 2.56 | 20 |
| BA08761 | Fluoride | mg/L | 0.0319 | 0.05 | 2.50 | 3.56 | 0.814 | 2.74 | 2.25 to 2.75 | 109 | 80 to 120 | 2.31 | 20 |

**Comments:**

Alabama Power
General Test Laboratory
744 County Road 87, GSC #8
Calera, AL 35040

# *Certificate Of Analysis*

Alabama Power

**Description:** Gorgas Ash Pond - MW-34HO DUP

**Location Code:** WMWGORAP
**Collected:** 5/12/20 13:46
**Customer ID:**
**Submittal Date:** 5/14/20 11:17

**Laboratory ID Number:** BA08756

| Name | Prepared | Analyzed | Vio Spec | DF | Results | Units | MDL | RL | Q |
|---|---|---|---|---|---|---|---|---|---|
| ***Analytical Method: EPA 200.7*** | ***Analyst: RDA*** | | | | ***Preparation Method: EPA 1638*** | | | | |
| * Boron, Total | 5/19/20 10:45 | 5/20/20 10:03 | | 1.015 | 0.0928 | mg/L | 0.03 | 0.1 | J |
| * Calcium, Total | 5/19/20 10:45 | 5/20/20 12:08 | | 10.15 | 80.0 | mg/L | 1.015 | 5.075 | |
| * Lithium, Total | 5/19/20 10:45 | 5/20/20 10:03 | | 1.015 | 0.175 | mg/L | 0.01 | 0.02 | |
| ***Analytical Method: EPA 200.8*** | ***Analyst: DLJ*** | | | | ***Preparation Method: EPA 1638*** | | | | |
| * Antimony, Total | 5/15/20 11:00 | 5/18/20 09:57 | | 1.015 | Not Detected | mg/L | 0.0008 | 0.003 | U |
| * Arsenic, Total | 5/15/20 11:00 | 5/18/20 09:57 | | 1.015 | 0.00682 | mg/L | 0.001 | 0.005 | |
| * Barium, Total | 5/15/20 11:00 | 5/18/20 09:57 | | 1.015 | 0.0386 | mg/L | 0.002 | 0.01 | |
| * Beryllium, Total | 5/15/20 11:00 | 5/18/20 09:57 | | 1.015 | Not Detected | mg/L | 0.0006 | 0.003 | U |
| * Cadmium, Total | 5/15/20 11:00 | 5/18/20 09:57 | | 1.015 | Not Detected | mg/L | 0.0003 | 0.001 | U |
| * Chromium, Total | 5/15/20 11:00 | 5/18/20 09:57 | | 1.015 | Not Detected | mg/L | 0.002 | 0.01 | U |
| * Cobalt, Total | 5/15/20 11:00 | 5/18/20 09:57 | | 1.015 | Not Detected | mg/L | 0.002 | 0.005 | U |
| * Lead, Total | 5/15/20 11:00 | 5/18/20 09:57 | | 1.015 | Not Detected | mg/L | 0.001 | 0.005 | U |
| * Molybdenum, Total | 5/15/20 11:00 | 5/18/20 09:57 | | 1.015 | 0.0107 | mg/L | 0.002 | 0.01 | |
| * Selenium, Total | 5/15/20 11:00 | 5/18/20 09:57 | | 1.015 | Not Detected | mg/L | 0.002 | 0.01 | U |
| * Thallium, Total | 5/15/20 11:00 | 5/18/20 09:57 | | 1.015 | Not Detected | mg/L | 0.0002 | 0.001 | U |
| ***Analytical Method: EPA 245.1*** | ***Analyst: GAS*** | | | | | | | | |
| * Mercury, Total by CVAA | 5/18/20 10:40 | 5/19/20 11:31 | | 1 | Not Detected | mg/L | 0.0003 | 0.0005 | U |
| ***Analytical Method: SM 2540C*** | ***Analyst: TJW*** | | | | | | | | |
| * Solids, Dissolved | 5/15/20 14:20 | 5/19/20 10:16 | | 1 | 2510 | mg/L | | 178.6 | |
| ***Analytical Method: SM4500Cl E*** | ***Analyst: JCC*** | | | | | | | | |
| * Chloride | 5/19/20 11:13 | 5/19/20 11:13 | | 10 | 153 | mg/L | 5.00 | 10 | |
| ***Analytical Method: SM4500F G 2017*** | ***Analyst: JCC*** | | | | | | | | |
| * Fluoride | 5/19/20 14:21 | 5/19/20 14:21 | | 1 | 0.366 | mg/L | 0.06 | 0.1 | |
| ***Analytical Method: SM4500SO4 E 2011*** | ***Analyst: JCC*** | | | | | | | | |
| * Sulfate | 5/26/20 13:09 | 5/26/20 13:09 | | 50 | 1350 | mg/L | 25.00 | 50 | |
| ***Analytical Method: Field Measurements*** | ***Analyst: AWG*** | | | | | | | | |
| Conductivity | 5/12/20 13:42 | 5/12/20 13:42 | | | 3587.61 | uS/cm | | | FA |
| pH | 5/12/20 13:42 | 5/12/20 13:42 | | | 7.44 | SU | | | FA |
| Temperature | 5/12/20 13:42 | 5/12/20 13:42 | | | 21.80 | C | | | FA |
| Turbidity | 5/12/20 13:42 | 5/12/20 13:42 | | | 4.63 | NTU | | | FA |

MDL's and RL's are adjusted for sample dilution, as applicable

**Comments:**

Reported: 6/8/2020
Version: 3.1
COA_CCR

Alabama Power
General Test Laboratory
744 County Road 87, GSC #8
Calera, AL 35040

# Batch QC Summary

Alabama Power

**Customer Account:** WMWGORAP
**Sample Date:** 5/12/20 13:46
**Customer ID:**
**Delivery Date:** 5/14/20 11:17

**Description**: Gorgas Ash Pond - MW-34HO DUP

**Laboratory ID Number:** BA08756

| Sample | Analysis | Units | MB | MB Limit | Spike | MS | MSD | Standard | Standard Limit | Rec | Rec Limit | Prec | Prec Limit |
|---|---|---|---|---|---|---|---|---|---|---|---|---|---|
| BA08761 | Arsenic, Total | mg/L | 0.00000505 | 0.0001474 | 0.10 | 0.109 | 0.107 | 0.109 | 0.085 to 0.115 | 101 | 70 to 130 | 1.85 | 20 |
| BA08761 | Molybdenum, Total | mg/L | 0.0000156 | 0.0001474 | 0.10 | 0.103 | 0.102 | 0.0987 | 0.085 to 0.115 | 97.8 | 70 to 130 | 0.976 | 20 |
| BA08761 | Boron, Total | mg/L | -0.00194 | 0.0650254 | 1.00 | 1.11 | 1.14 | 0.991 | 0.85 to 1.15 | 104 | 70 to 130 | 2.67 | 20 |
| BA08761 | Selenium, Total | mg/L | 0.000128 | 0.00066 | 0.10 | 0.0848 | 0.0860 | 0.107 | 0.085 to 0.115 | 84.8 | 70 to 130 | 1.41 | 20 |
| BA08761 | Barium, Total | mg/L | 0.0000144 | 0.0002 | 0.10 | 0.174 | 0.174 | 0.104 | 0.085 to 0.115 | 92.1 | 70 to 130 | 0.00 | 20 |
| BA08761 | Beryllium, Total | mg/L | 0.0000147 | 0.00088 | 0.10 | 0.0966 | 0.0943 | 0.0935 | 0.085 to 0.115 | 96.6 | 70 to 130 | 2.41 | 20 |
| BA08761 | Chromium, Total | mg/L | 0.00000372 | 0.00044 | 0.10 | 0.0976 | 0.0994 | 0.104 | 0.085 to 0.115 | 97.6 | 70 to 130 | 1.83 | 20 |
| BA08761 | Calcium, Total | mg/L | 0.00230 | 0.1518 | 5.00 | 39.8 | 40.5 | 5.05 | 4.25 to 5.75 | 90.0 | 70 to 130 | 1.74 | 20 |
| BA08761 | Mercury, Total by CVAA | mg/L | 0.0000554 | 0.0005 | 0.004 | 0.00323 | 0.00335 | 0.00360 | 0.0034 to 0.0046 | 80.8 | 70 to 130 | 3.65 | 20 |
| BA08761 | Antimony, Total | mg/L | 0.000250 | 0.00066 | 0.10 | 0.0963 | 0.0941 | 0.100 | 0.085 to 0.115 | 96.3 | 70 to 130 | 2.31 | 20 |
| BA08761 | Cadmium, Total | mg/L | -0.00000391 | 0.0001474 | 0.10 | 0.0979 | 0.0986 | 0.0996 | 0.085 to 0.115 | 97.9 | 70 to 130 | 0.712 | 20 |
| BA08761 | Cobalt, Total | mg/L | -0.0000539 | 0.0001474 | 0.10 | 0.101 | 0.102 | 0.106 | 0.085 to 0.115 | 101 | 70 to 130 | 0.985 | 20 |
| BA08761 | Lithium, Total | mg/L | -0.000386 | 0.0154 | 0.200 | 0.278 | 0.282 | 0.193 | 0.17 to 0.23 | 112 | 70 to 130 | 1.43 | 20 |
| BA08761 | Lead, Total | mg/L | -0.00000355 | 0.0001474 | 0.10 | 0.103 | 0.104 | 0.107 | 0.085 to 0.115 | 103 | 70 to 130 | 0.966 | 20 |
| BA08761 | Thallium, Total | mg/L | -0.0000662 | 0.0001474 | 0.10 | 0.0994 | 0.101 | 0.103 | 0.085 to 0.115 | 99.4 | 70 to 130 | 1.60 | 20 |

**Comments:**

Reported: 6/8/2020
Version: 3.1
COA_CCR

Alabama Power
General Test Laboratory
744 County Road 87, GSC #8
Calera, AL 35040

Alabama Power

# Batch QC Summary

**Customer Account:** WMWGORAP
**Sample Date:** 5/12/20 13:46
**Customer ID:**
**Delivery Date:** 5/14/20 11:17

**Description:** Gorgas Ash Pond - MW-34HO DUP

**Laboratory ID Number:** BA08756

| Sample | Analysis | Units | MB | MB Limit | Spike | MS | Sample Duplicate | Standard | Standard Limit | Rec | Rec Limit | Prec | Prec Limit |
|---|---|---|---|---|---|---|---|---|---|---|---|---|---|
| BA08761 | Solids, Dissolved | mg/L | 2.00 | 25 | | | 634 | 54.0 | 40 to 60 | | | 0.795 | 5 |
| BA08761 | Sulfate | mg/L | -0.302 | 0.50 | 320 | 514 | 199 | 20.3 | 18 to 22 | 100 | 80 to 120 | 2.54 | 20 |
| BA08761 | Chloride | mg/L | -0.0143 | 0.50 | 10.0 | 14.8 | 4.35 | 10.5 | 9 to 11 | 106 | 80 to 120 | 2.56 | 20 |
| BA08761 | Fluoride | mg/L | 0.0319 | 0.05 | 2.50 | 3.56 | 0.814 | 2.74 | 2.25 to 2.75 | 109 | 80 to 120 | 2.31 | 20 |

**Comments:**

Reported: 6/8/2020
Version: 3.1
COA_CCR

Alabama Power
General Test Laboratory
744 County Road 87, GSC #8
Calera, AL 35040

# Certificate Of Analysis

Alabama Power

**Description:** Gorgas Ash Pond - MW-35HO

**Location Code:** WMWGORAP
**Collected:** 5/12/20 15:52
**Customer ID:**
**Submittal Date:** 5/14/20 11:17

**Laboratory ID Number:** BA08757

| Name | Prepared | Analyzed | Vio Spec | DF | Results | Units | MDL | RL | Q |
|---|---|---|---|---|---|---|---|---|---|
| ***Analytical Method: EPA 200.7*** | ***Analyst: RDA*** | | | | ***Preparation Method: EPA 1638*** | | | | |
| * Boron, Total | 5/19/20 10:45 | 5/20/20 10:06 | | 1.015 | Not Detected | mg/L | 0.03 | 0.1 | U |
| * Calcium, Total | 5/19/20 10:45 | 5/20/20 10:06 | | 1.015 | 3.04 | mg/L | 0.1 | 0.5 | |
| * Lithium, Total | 5/19/20 10:45 | 5/20/20 10:06 | | 1.015 | 0.0693 | mg/L | 0.01 | 0.02 | |
| ***Analytical Method: EPA 200.8*** | ***Analyst: DLJ*** | | | | ***Preparation Method: EPA 1638*** | | | | |
| * Antimony, Total | 5/15/20 11:00 | 5/18/20 10:00 | | 1.015 | Not Detected | mg/L | 0.0008 | 0.003 | U |
| * Arsenic, Total | 5/15/20 11:00 | 5/18/20 10:00 | | 1.015 | Not Detected | mg/L | 0.001 | 0.005 | U |
| * Barium, Total | 5/15/20 11:00 | 5/18/20 10:00 | | 1.015 | 0.0472 | mg/L | 0.002 | 0.01 | |
| * Beryllium, Total | 5/15/20 11:00 | 5/18/20 10:00 | | 1.015 | Not Detected | mg/L | 0.0006 | 0.003 | U |
| * Cadmium, Total | 5/15/20 11:00 | 5/18/20 10:00 | | 1.015 | Not Detected | mg/L | 0.0003 | 0.001 | U |
| * Chromium, Total | 5/15/20 11:00 | 5/18/20 10:00 | | 1.015 | Not Detected | mg/L | 0.002 | 0.01 | U |
| * Cobalt, Total | 5/15/20 11:00 | 5/18/20 10:00 | | 1.015 | Not Detected | mg/L | 0.002 | 0.005 | U |
| * Lead, Total | 5/15/20 11:00 | 5/18/20 10:00 | | 1.015 | Not Detected | mg/L | 0.001 | 0.005 | U |
| * Molybdenum, Total | 5/15/20 11:00 | 5/18/20 10:00 | | 1.015 | Not Detected | mg/L | 0.002 | 0.01 | U |
| * Selenium, Total | 5/15/20 11:00 | 5/18/20 10:00 | | 1.015 | Not Detected | mg/L | 0.002 | 0.01 | U |
| * Thallium, Total | 5/15/20 11:00 | 5/18/20 10:00 | | 1.015 | Not Detected | mg/L | 0.0002 | 0.001 | U |
| ***Analytical Method: EPA 245.1*** | ***Analyst: GAS*** | | | | | | | | |
| * Mercury, Total by CVAA | 5/18/20 10:40 | 5/19/20 11:33 | | 1 | Not Detected | mg/L | 0.0003 | 0.0005 | U |
| ***Analytical Method: SM 2540C*** | ***Analyst: TJW*** | | | | | | | | |
| * Solids, Dissolved | 5/15/20 14:20 | 5/19/20 10:16 | | 1 | 311 | mg/L | | 25 | |
| ***Analytical Method: SM4500Cl E*** | ***Analyst: JCC*** | | | | | | | | |
| * Chloride | 5/19/20 11:14 | 5/19/20 11:14 | | 1 | 14.5 | mg/L | 0.50 | 1 | |
| ***Analytical Method: SM4500F G 2017*** | ***Analyst: JCC*** | | | | | | | | |
| * Fluoride | 5/19/20 14:23 | 5/19/20 14:23 | | 1 | 0.167 | mg/L | 0.06 | 0.1 | |
| ***Analytical Method: SM4500SO4 E 2011*** | ***Analyst: JCC*** | | | | | | | | |
| * Sulfate | 5/26/20 13:10 | 5/26/20 13:10 | | 1 | 22.6 | mg/L | 0.50 | 1 | |
| ***Analytical Method: Field Measurements*** | ***Analyst: AWG*** | | | | | | | | |
| Conductivity | 5/12/20 15:49 | 5/12/20 15:49 | | | 510.05 | uS/cm | | | FA |
| pH | 5/12/20 15:49 | 5/12/20 15:49 | | | 8.46 | SU | | | FA |
| Temperature | 5/12/20 15:49 | 5/12/20 15:49 | | | 18.72 | C | | | FA |
| Turbidity | 5/12/20 15:49 | 5/12/20 15:49 | | | 1.84 | NTU | | | FA |

MDL's and RL's are adjusted for sample dilution, as applicable

**Comments:**

Reported: 6/8/2020
Version: 3.1
COA_CCR

Alabama Power
General Test Laboratory
744 County Road 87, GSC #8
Calera, AL 35040

# Batch QC Summary

Alabama Power

**Customer Account:** WMWGORAP
**Sample Date:** 5/12/20 15:52
**Customer ID:**
**Delivery Date:** 5/14/20 11:17

**Description**:Gorgas Ash Pond - MW-35HO

**Laboratory ID Number:** BA08757

| Sample | Analysis | Units | MB | MB Limit | Spike | MS | MSD | Standard | Standard Limit | Rec | Rec Limit | Prec | Prec Limit |
|---|---|---|---|---|---|---|---|---|---|---|---|---|---|
| BA08761 | Arsenic, Total | mg/L | 0.00000505 | 0.0001474 | 0.10 | 0.109 | 0.107 | 0.109 | 0.085 to 0.115 | 101 | 70 to 130 | 1.85 | 20 |
| BA08761 | Molybdenum, Total | mg/L | 0.0000156 | 0.0001474 | 0.10 | 0.103 | 0.102 | 0.0987 | 0.085 to 0.115 | 97.8 | 70 to 130 | 0.976 | 20 |
| BA08761 | Boron, Total | mg/L | -0.00194 | 0.0650254 | 1.00 | 1.11 | 1.14 | 0.991 | 0.85 to 1.15 | 104 | 70 to 130 | 2.67 | 20 |
| BA08761 | Selenium, Total | mg/L | 0.000128 | 0.00066 | 0.10 | 0.0848 | 0.0860 | 0.107 | 0.085 to 0.115 | 84.8 | 70 to 130 | 1.41 | 20 |
| BA08761 | Barium, Total | mg/L | 0.0000144 | 0.0002 | 0.10 | 0.174 | 0.174 | 0.104 | 0.085 to 0.115 | 92.1 | 70 to 130 | 0.00 | 20 |
| BA08761 | Beryllium, Total | mg/L | 0.0000147 | 0.00088 | 0.10 | 0.0966 | 0.0943 | 0.0935 | 0.085 to 0.115 | 96.6 | 70 to 130 | 2.41 | 20 |
| BA08761 | Chromium, Total | mg/L | 0.00000372 | 0.00044 | 0.10 | 0.0976 | 0.0994 | 0.104 | 0.085 to 0.115 | 97.6 | 70 to 130 | 1.83 | 20 |
| BA08761 | Calcium, Total | mg/L | 0.00230 | 0.1518 | 5.00 | 39.8 | 40.5 | 5.05 | 4.25 to 5.75 | 90.0 | 70 to 130 | 1.74 | 20 |
| BA08761 | Mercury, Total by CVAA | mg/L | 0.0000554 | 0.0005 | 0.004 | 0.00323 | 0.00335 | 0.00360 | 0.0034 to 0.0046 | 80.8 | 70 to 130 | 3.65 | 20 |
| BA08761 | Antimony, Total | mg/L | 0.000250 | 0.00066 | 0.10 | 0.0963 | 0.0941 | 0.100 | 0.085 to 0.115 | 96.3 | 70 to 130 | 2.31 | 20 |
| BA08761 | Cadmium, Total | mg/L | -0.00000391 | 0.0001474 | 0.10 | 0.0979 | 0.0986 | 0.0996 | 0.085 to 0.115 | 97.9 | 70 to 130 | 0.712 | 20 |
| BA08761 | Cobalt, Total | mg/L | -0.0000539 | 0.0001474 | 0.10 | 0.101 | 0.102 | 0.106 | 0.085 to 0.115 | 101 | 70 to 130 | 0.985 | 20 |
| BA08761 | Lithium, Total | mg/L | -0.000386 | 0.0154 | 0.200 | 0.278 | 0.282 | 0.193 | 0.17 to 0.23 | 112 | 70 to 130 | 1.43 | 20 |
| BA08761 | Lead, Total | mg/L | -0.00000355 | 0.0001474 | 0.10 | 0.103 | 0.104 | 0.107 | 0.085 to 0.115 | 103 | 70 to 130 | 0.966 | 20 |
| BA08761 | Thallium, Total | mg/L | -0.0000662 | 0.0001474 | 0.10 | 0.0994 | 0.101 | 0.103 | 0.085 to 0.115 | 99.4 | 70 to 130 | 1.60 | 20 |

**Comments:**

Reported: 6/8/2020
Version: 3.1
COA_CCR

Alabama Power
General Test Laboratory
744 County Road 87, GSC #8
Calera, AL 35040

Alabama Power

# Batch QC Summary

**Customer Account:** WMWGORAP
**Sample Date:** 5/12/20 15:52
**Customer ID:**
**Delivery Date:** 5/14/20 11:17

**Description:** Gorgas Ash Pond - MW-35HO

**Laboratory ID Number:** BA08757

| Sample | Analysis | Units | MB | MB Limit | Spike | MS | Sample Duplicate | Standard | Standard Limit | Rec | Rec Limit | Prec | Prec Limit |
|---|---|---|---|---|---|---|---|---|---|---|---|---|---|
| BA08761 | Sulfate | mg/L | -0.302 | 0.50 | 320 | 514 | 199 | 20.3 | 18 to 22 | 100 | 80 to 120 | 2.54 | 20 |
| BA08761 | Solids, Dissolved | mg/L | 2.00 | 25 | | | 634 | 54.0 | 40 to 60 | | | 0.795 | 5 |
| BA08761 | Chloride | mg/L | -0.0143 | 0.50 | 10.0 | 14.8 | 4.35 | 10.5 | 9 to 11 | 106 | 80 to 120 | 2.56 | 20 |
| BA08761 | Fluoride | mg/L | 0.0319 | 0.05 | 2.50 | 3.56 | 0.814 | 2.74 | 2.25 to 2.75 | 109 | 80 to 120 | 2.31 | 20 |

**Comments:**

Alabama Power
General Test Laboratory
744 County Road 87, GSC #8
Calera, AL 35040

# *Certificate Of Analysis*

Alabama Power

**Description:** Gorgas Ash Pond Field Blank

**Location Code:** WMWGORAPFB
**Collected:** 5/13/20 09:10
**Customer ID:**
**Submittal Date:** 5/14/20 11:17

**Laboratory ID Number:** BA08758

| Name | Prepared | Analyzed | Vio Spec | DF | Results | Units | MDL | RL | Q |
|---|---|---|---|---|---|---|---|---|---|
| ***Analytical Method: EPA 200.7*** | ***Analyst: RDA*** | | | | ***Preparation Method: EPA 1638*** | | | | |
| * Boron, Total | 5/19/20 10:45 | 5/20/20 10:09 | | 1.015 | Not Detected | mg/L | 0.03 | 0.1 | U |
| * Calcium, Total | 5/19/20 10:45 | 5/20/20 10:09 | | 1.015 | Not Detected | mg/L | 0.1 | 0.5 | U |
| * Lithium, Total | 5/19/20 10:45 | 5/20/20 10:09 | | 1.015 | Not Detected | mg/L | 0.01 | 0.02 | U |
| ***Analytical Method: EPA 200.8*** | ***Analyst: DLJ*** | | | | ***Preparation Method: EPA 1638*** | | | | |
| * Antimony, Total | 5/15/20 11:00 | 5/18/20 10:02 | | 1.015 | Not Detected | mg/L | 0.0008 | 0.003 | U |
| * Arsenic, Total | 5/15/20 11:00 | 5/18/20 10:02 | | 1.015 | Not Detected | mg/L | 0.001 | 0.005 | U |
| * Barium, Total | 5/15/20 11:00 | 5/18/20 10:02 | | 1.015 | Not Detected | mg/L | 0.002 | 0.01 | U |
| * Beryllium, Total | 5/15/20 11:00 | 5/18/20 10:02 | | 1.015 | Not Detected | mg/L | 0.0006 | 0.003 | U |
| * Cadmium, Total | 5/15/20 11:00 | 5/18/20 10:02 | | 1.015 | Not Detected | mg/L | 0.0003 | 0.001 | U |
| * Chromium, Total | 5/15/20 11:00 | 5/18/20 10:02 | | 1.015 | Not Detected | mg/L | 0.002 | 0.01 | U |
| * Cobalt, Total | 5/15/20 11:00 | 5/18/20 10:02 | | 1.015 | Not Detected | mg/L | 0.002 | 0.005 | U |
| * Lead, Total | 5/15/20 11:00 | 5/18/20 10:02 | | 1.015 | Not Detected | mg/L | 0.001 | 0.005 | U |
| * Molybdenum, Total | 5/15/20 11:00 | 5/18/20 10:02 | | 1.015 | Not Detected | mg/L | 0.002 | 0.01 | U |
| * Selenium, Total | 5/15/20 11:00 | 5/18/20 10:02 | | 1.015 | Not Detected | mg/L | 0.002 | 0.01 | U |
| * Thallium, Total | 5/15/20 11:00 | 5/18/20 10:02 | | 1.015 | Not Detected | mg/L | 0.0002 | 0.001 | U |
| ***Analytical Method: EPA 245.1*** | ***Analyst: GAS*** | | | | | | | | |
| * Mercury, Total by CVAA | 5/18/20 10:40 | 5/19/20 11:36 | | 1 | Not Detected | mg/L | 0.0003 | 0.0005 | U |
| ***Analytical Method: SM 2540C*** | ***Analyst: TJW*** | | | | | | | | |
| * Solids, Dissolved | 5/15/20 14:20 | 5/19/20 10:16 | | 1 | Not Detected | mg/L | | 25 | U |
| ***Analytical Method: SM4500Cl E*** | ***Analyst: JCC*** | | | | | | | | |
| * Chloride | 5/19/20 11:16 | 5/19/20 11:16 | | 1 | Not Detected | mg/L | 0.50 | 1 | U |
| ***Analytical Method: SM4500F G 2017*** | ***Analyst: JCC*** | | | | | | | | |
| * Fluoride | 5/19/20 14:24 | 5/19/20 14:24 | | 1 | Not Detected | mg/L | 0.06 | 0.1 | U |
| ***Analytical Method: SM4500SO4 E 2011*** | ***Analyst: JCC*** | | | | | | | | |
| * Sulfate | 5/26/20 13:11 | 5/26/20 13:11 | | 1 | Not Detected | mg/L | 0.50 | 1 | U |

MDL's and RL's are adjusted for sample dilution, as applicable

**Comments:**

Reported: 6/8/2020
Version: 3.1
COA_CCR

Alabama Power
General Test Laboratory
744 County Road 87, GSC #8
Calera, AL 35040

# Batch QC Summary

Alabama Power

**Customer Account:** WMWGORAPFB
**Sample Date:** 5/13/20 09:10
**Customer ID:**
**Delivery Date:** 5/14/20 11:17

**Description**:Gorgas Ash Pond Field Blank

**Laboratory ID Number:** BA08758

| Sample | Analysis | Units | MB | MB Limit | Spike | MS | MSD | Standard | Standard Limit | Rec | Rec Limit | Prec | Prec Limit |
|---|---|---|---|---|---|---|---|---|---|---|---|---|---|
| BA08761 | Arsenic, Total | mg/L | 0.00000505 | 0.0001474 | 0.10 | 0.109 | 0.107 | 0.109 | 0.085 to 0.115 | 101 | 70 to 130 | 1.85 | 20 |
| BA08761 | Molybdenum, Total | mg/L | 0.0000156 | 0.0001474 | 0.10 | 0.103 | 0.102 | 0.0987 | 0.085 to 0.115 | 97.8 | 70 to 130 | 0.976 | 20 |
| BA08761 | Boron, Total | mg/L | -0.00194 | 0.0650254 | 1.00 | 1.11 | 1.14 | 0.991 | 0.85 to 1.15 | 104 | 70 to 130 | 2.67 | 20 |
| BA08761 | Selenium, Total | mg/L | 0.000128 | 0.00066 | 0.10 | 0.0848 | 0.0860 | 0.107 | 0.085 to 0.115 | 84.8 | 70 to 130 | 1.41 | 20 |
| BA08761 | Barium, Total | mg/L | 0.0000144 | 0.0002 | 0.10 | 0.174 | 0.174 | 0.104 | 0.085 to 0.115 | 92.1 | 70 to 130 | 0.00 | 20 |
| BA08761 | Beryllium, Total | mg/L | 0.0000147 | 0.00088 | 0.10 | 0.0966 | 0.0943 | 0.0935 | 0.085 to 0.115 | 96.6 | 70 to 130 | 2.41 | 20 |
| BA08761 | Chromium, Total | mg/L | 0.00000372 | 0.00044 | 0.10 | 0.0976 | 0.0994 | 0.104 | 0.085 to 0.115 | 97.6 | 70 to 130 | 1.83 | 20 |
| BA08761 | Calcium, Total | mg/L | 0.00230 | 0.1518 | 5.00 | 39.8 | 40.5 | 5.05 | 4.25 to 5.75 | 90.0 | 70 to 130 | 1.74 | 20 |
| BA08761 | Mercury, Total by CVAA | mg/L | 0.0000554 | 0.0005 | 0.004 | 0.00323 | 0.00335 | 0.00360 | 0.0034 to 0.0046 | 80.8 | 70 to 130 | 3.65 | 20 |
| BA08761 | Antimony, Total | mg/L | 0.000250 | 0.00066 | 0.10 | 0.0963 | 0.0941 | 0.100 | 0.085 to 0.115 | 96.3 | 70 to 130 | 2.31 | 20 |
| BA08761 | Cadmium, Total | mg/L | -0.00000391 | 0.0001474 | 0.10 | 0.0979 | 0.0986 | 0.0996 | 0.085 to 0.115 | 97.9 | 70 to 130 | 0.712 | 20 |
| BA08761 | Cobalt, Total | mg/L | -0.0000539 | 0.0001474 | 0.10 | 0.101 | 0.102 | 0.106 | 0.085 to 0.115 | 101 | 70 to 130 | 0.985 | 20 |
| BA08761 | Lithium, Total | mg/L | -0.000386 | 0.0154 | 0.200 | 0.278 | 0.282 | 0.193 | 0.17 to 0.23 | 112 | 70 to 130 | 1.43 | 20 |
| BA08761 | Lead, Total | mg/L | -0.00000355 | 0.0001474 | 0.10 | 0.103 | 0.104 | 0.107 | 0.085 to 0.115 | 103 | 70 to 130 | 0.966 | 20 |
| BA08761 | Thallium, Total | mg/L | -0.0000662 | 0.0001474 | 0.10 | 0.0994 | 0.101 | 0.103 | 0.085 to 0.115 | 99.4 | 70 to 130 | 1.60 | 20 |

**Comments:**

Reported: 6/8/2020
Version: 3.1
COA_CCR

Alabama Power
General Test Laboratory
744 County Road 87, GSC #8
Calera, AL 35040

Alabama Power

# Batch QC Summary

**Customer Account:** WMWGORAPFB
**Sample Date:** 5/13/20 09:10
**Customer ID:**
**Delivery Date:** 5/14/20 11:17

**Description:** Gorgas Ash Pond Field Blank

**Laboratory ID Number:** BA08758

| Sample | Analysis | Units | MB | MB Limit | Spike | MS | Sample Duplicate | Standard | Standard Limit | Rec | Rec Limit | Prec | Prec Limit |
|---|---|---|---|---|---|---|---|---|---|---|---|---|---|
| BA08761 | Sulfate | mg/L | -0.302 | 0.50 | 320 | 514 | 199 | 20.3 | 18 to 22 | 100 | 80 to 120 | 2.54 | 20 |
| BA08761 | Chloride | mg/L | -0.0143 | 0.50 | 10.0 | 14.8 | 4.35 | 10.5 | 9 to 11 | 106 | 80 to 120 | 2.56 | 20 |
| BA08761 | Fluoride | mg/L | 0.0319 | 0.05 | 2.50 | 3.56 | 0.814 | 2.74 | 2.25 to 2.75 | 109 | 80 to 120 | 2.31 | 20 |
| BA08761 | Solids, Dissolved | mg/L | 2.00 | 25 | | | 634 | 54.0 | 40 to 60 | | | 0.795 | 5 |

**Comments:**

Reported: 6/8/2020
Version: 3.1
COA_CCR

Alabama Power
General Test Laboratory
744 County Road 87, GSC #8
Calera, AL 35040

# Certificate Of Analysis

Alabama Power

**Description:** Gorgas Ash Pond - MW-36H

**Location Code:** WMWGORAP
**Collected:** 5/13/20 10:40
**Customer ID:**
**Submittal Date:** 5/14/20 11:17

**Laboratory ID Number:** BA08759

| Name | Prepared | Analyzed | Vio Spec | DF | Results | Units | MDL | RL | Q |
|---|---|---|---|---|---|---|---|---|---|
| ***Analytical Method: EPA 200.7*** | ***Analyst: RDA*** | | | | ***Preparation Method: EPA 1638*** | | | | |
| * Boron, Total | 5/19/20 10:45 | 5/20/20 10:12 | | 1.015 | 0.0359 | mg/L | 0.03 | 0.1 | J |
| * Calcium, Total | 5/19/20 10:45 | 5/20/20 10:12 | | 1.015 | 2.93 | mg/L | 0.1 | 0.5 | |
| * Lithium, Total | 5/19/20 10:45 | 5/20/20 10:12 | | 1.015 | 0.0337 | mg/L | 0.01 | 0.02 | |
| ***Analytical Method: EPA 200.8*** | ***Analyst: DLJ*** | | | | ***Preparation Method: EPA 1638*** | | | | |
| * Antimony, Total | 5/15/20 11:00 | 5/18/20 10:05 | | 1.015 | Not Detected | mg/L | 0.0008 | 0.003 | U |
| * Arsenic, Total | 5/15/20 11:00 | 5/18/20 10:05 | | 1.015 | 0.00122 | mg/L | 0.001 | 0.005 | J |
| * Barium, Total | 5/15/20 11:00 | 5/18/20 10:05 | | 1.015 | 0.0300 | mg/L | 0.002 | 0.01 | |
| * Beryllium, Total | 5/15/20 11:00 | 5/18/20 10:05 | | 1.015 | Not Detected | mg/L | 0.0006 | 0.003 | U |
| * Cadmium, Total | 5/15/20 11:00 | 5/18/20 10:05 | | 1.015 | Not Detected | mg/L | 0.0003 | 0.001 | U |
| * Chromium, Total | 5/15/20 11:00 | 5/18/20 10:05 | | 1.015 | Not Detected | mg/L | 0.002 | 0.01 | U |
| * Cobalt, Total | 5/15/20 11:00 | 5/18/20 10:05 | | 1.015 | Not Detected | mg/L | 0.002 | 0.005 | U |
| * Lead, Total | 5/15/20 11:00 | 5/18/20 10:05 | | 1.015 | Not Detected | mg/L | 0.001 | 0.005 | U |
| * Molybdenum, Total | 5/15/20 11:00 | 5/18/20 10:05 | | 1.015 | 0.00475 | mg/L | 0.002 | 0.01 | J |
| * Selenium, Total | 5/15/20 11:00 | 5/18/20 10:05 | | 1.015 | Not Detected | mg/L | 0.002 | 0.01 | U |
| * Thallium, Total | 5/15/20 11:00 | 5/18/20 10:05 | | 1.015 | Not Detected | mg/L | 0.0002 | 0.001 | U |
| ***Analytical Method: EPA 245.1*** | ***Analyst: GAS*** | | | | | | | | |
| * Mercury, Total by CVAA | 5/18/20 10:40 | 5/19/20 11:38 | | 1 | Not Detected | mg/L | 0.0003 | 0.0005 | U |
| ***Analytical Method: SM 2540C*** | ***Analyst: TJW*** | | | | | | | | |
| * Solids, Dissolved | 5/15/20 14:20 | 5/19/20 10:16 | | 1 | 333 | mg/L | | 25 | |
| ***Analytical Method: SM4500Cl E*** | ***Analyst: JCC*** | | | | | | | | |
| * Chloride | 5/19/20 11:17 | 5/19/20 11:17 | | 2 | 27.2 | mg/L | 1.00 | 2 | |
| ***Analytical Method: SM4500F G 2017*** | ***Analyst: JCC*** | | | | | | | | |
| * Fluoride | 5/19/20 14:25 | 5/19/20 14:25 | | 1 | 0.224 | mg/L | 0.06 | 0.1 | |
| ***Analytical Method: SM4500SO4 E 2011*** | ***Analyst: JCC*** | | | | | | | | |
| * Sulfate | 5/26/20 13:12 | 5/26/20 13:12 | | 2 | 47.8 | mg/L | 1.00 | 2 | |
| ***Analytical Method: Field Measurements*** | ***Analyst: AWG*** | | | | | | | | |
| Conductivity | 5/13/20 10:37 | 5/13/20 10:37 | | | 492.41 | uS/cm | | | FA |
| pH | 5/13/20 10:37 | 5/13/20 10:37 | | | 8.52 | SU | | | FA |
| Temperature | 5/13/20 10:37 | 5/13/20 10:37 | | | 18.52 | C | | | FA |
| Turbidity | 5/13/20 10:37 | 5/13/20 10:37 | | | 0.69 | NTU | | | FA |

MDL's and RL's are adjusted for sample dilution, as applicable

**Comments:**

Reported: 6/8/2020
Version: 3.1
COA_CCR

Alabama Power
General Test Laboratory
744 County Road 87, GSC #8
Calera, AL 35040

# Batch QC Summary

Alabama Power

**Customer Account:** WMWGORAP
**Sample Date:** 5/13/20 10:40
**Customer ID:**
**Delivery Date:** 5/14/20 11:17

**Description**:Gorgas Ash Pond - MW-36H

**Laboratory ID Number:** BA08759

| Sample | Analysis | Units | MB | MB Limit | Spike | MS | MSD | Standard | Standard Limit | Rec | Rec Limit | Prec | Prec Limit |
|---|---|---|---|---|---|---|---|---|---|---|---|---|---|
| BA08761 | Arsenic, Total | mg/L | 0.00000505 | 0.0001474 | 0.10 | 0.109 | 0.107 | 0.109 | 0.085 to 0.115 | 101 | 70 to 130 | 1.85 | 20 |
| BA08761 | Molybdenum, Total | mg/L | 0.0000156 | 0.0001474 | 0.10 | 0.103 | 0.102 | 0.0987 | 0.085 to 0.115 | 97.8 | 70 to 130 | 0.976 | 20 |
| BA08761 | Boron, Total | mg/L | -0.00194 | 0.0650254 | 1.00 | 1.11 | 1.14 | 0.991 | 0.85 to 1.15 | 104 | 70 to 130 | 2.67 | 20 |
| BA08761 | Selenium, Total | mg/L | 0.000128 | 0.00066 | 0.10 | 0.0848 | 0.0860 | 0.107 | 0.085 to 0.115 | 84.8 | 70 to 130 | 1.41 | 20 |
| BA08761 | Calcium, Total | mg/L | 0.00230 | 0.1518 | 5.00 | 39.8 | 40.5 | 5.05 | 4.25 to 5.75 | 90.0 | 70 to 130 | 1.74 | 20 |
| BA08761 | Mercury, Total by CVAA | mg/L | 0.0000554 | 0.0005 | 0.004 | 0.00323 | 0.00335 | 0.00360 | 0.0034 to 0.0046 | 80.8 | 70 to 130 | 3.65 | 20 |
| BA08761 | Antimony, Total | mg/L | 0.000250 | 0.00066 | 0.10 | 0.0963 | 0.0941 | 0.100 | 0.085 to 0.115 | 96.3 | 70 to 130 | 2.31 | 20 |
| BA08761 | Cadmium, Total | mg/L | -0.00000391 | 0.0001474 | 0.10 | 0.0979 | 0.0986 | 0.0996 | 0.085 to 0.115 | 97.9 | 70 to 130 | 0.712 | 20 |
| BA08761 | Cobalt, Total | mg/L | -0.0000539 | 0.0001474 | 0.10 | 0.101 | 0.102 | 0.106 | 0.085 to 0.115 | 101 | 70 to 130 | 0.985 | 20 |
| BA08761 | Lithium, Total | mg/L | -0.000386 | 0.0154 | 0.200 | 0.278 | 0.282 | 0.193 | 0.17 to 0.23 | 112 | 70 to 130 | 1.43 | 20 |
| BA08761 | Lead, Total | mg/L | -0.00000355 | 0.0001474 | 0.10 | 0.103 | 0.104 | 0.107 | 0.085 to 0.115 | 103 | 70 to 130 | 0.966 | 20 |
| BA08761 | Thallium, Total | mg/L | -0.0000662 | 0.0001474 | 0.10 | 0.0994 | 0.101 | 0.103 | 0.085 to 0.115 | 99.4 | 70 to 130 | 1.60 | 20 |
| BA08761 | Barium, Total | mg/L | 0.0000144 | 0.0002 | 0.10 | 0.174 | 0.174 | 0.104 | 0.085 to 0.115 | 92.1 | 70 to 130 | 0.00 | 20 |
| BA08761 | Beryllium, Total | mg/L | 0.0000147 | 0.00088 | 0.10 | 0.0966 | 0.0943 | 0.0935 | 0.085 to 0.115 | 96.6 | 70 to 130 | 2.41 | 20 |
| BA08761 | Chromium, Total | mg/L | 0.00000372 | 0.00044 | 0.10 | 0.0976 | 0.0994 | 0.104 | 0.085 to 0.115 | 97.6 | 70 to 130 | 1.83 | 20 |

**Comments:**

Reported: 6/8/2020
Version: 3.1
COA_CCR

Alabama Power
General Test Laboratory
744 County Road 87, GSC #8
Calera, AL 35040

Alabama Power

# Batch QC Summary

**Customer Account:** WMWGORAP
**Sample Date:** 5/13/20 10:40
**Customer ID:**
**Delivery Date:** 5/14/20 11:17

**Description:** Gorgas Ash Pond - MW-36H

**Laboratory ID Number:** BA08759

| Sample | Analysis | Units | MB | MB Limit | Spike | MS | Sample Duplicate | Standard | Standard Limit | Rec | Rec Limit | Prec | Prec Limit |
|---|---|---|---|---|---|---|---|---|---|---|---|---|---|
| BA08761 | Sulfate | mg/L | -0.302 | 0.50 | 320 | 514 | 199 | 20.3 | 18 to 22 | 100 | 80 to 120 | 2.54 | 20 |
| BA08761 | Solids, Dissolved | mg/L | 2.00 | 25 | | | 634 | 54.0 | 40 to 60 | | | 0.795 | 5 |
| BA08761 | Chloride | mg/L | -0.0143 | 0.50 | 10.0 | 14.8 | 4.35 | 10.5 | 9 to 11 | 106 | 80 to 120 | 2.56 | 20 |
| BA08761 | Fluoride | mg/L | 0.0319 | 0.05 | 2.50 | 3.56 | 0.814 | 2.74 | 2.25 to 2.75 | 109 | 80 to 120 | 2.31 | 20 |

**Comments:**

Reported: 6/8/2020
Version: 3.1
COA_CCR

Alabama Power
General Test Laboratory
744 County Road 87, GSC #8
Calera, AL 35040

# Certificate Of Analysis

Alabama Power

**Description:** Gorgas Ash Pond - MW-33HO

**Location Code:** WMWGORAP
**Collected:** 5/13/20 14:15
**Customer ID:**
**Submittal Date:** 5/14/20 11:17

**Laboratory ID Number:** BA08760

| Name | Prepared | Analyzed | Vio Spec | DF | Results | Units | MDL | RL | Q |
|---|---|---|---|---|---|---|---|---|---|
| ***Analytical Method: EPA 200.7*** | ***Analyst: RDA*** | | | | ***Preparation Method: EPA 1638*** | | | | |
| * Boron, Total | 5/19/20 10:45 | 5/20/20 10:15 | | 1.015 | 0.0409 | mg/L | 0.03 | 0.1 | J |
| * Calcium, Total | 5/19/20 10:45 | 5/20/20 10:15 | | 1.015 | 25.2 | mg/L | 0.1 | 0.5 | |
| * Lithium, Total | 5/19/20 10:45 | 5/20/20 10:15 | | 1.015 | 0.0455 | mg/L | 0.01 | 0.02 | |
| ***Analytical Method: EPA 200.8*** | ***Analyst: DLJ*** | | | | ***Preparation Method: EPA 1638*** | | | | |
| * Antimony, Total | 5/15/20 11:00 | 5/18/20 10:08 | | 1.015 | Not Detected | mg/L | 0.0008 | 0.003 | U |
| * Arsenic, Total | 5/15/20 11:00 | 5/18/20 10:08 | | 1.015 | 0.00308 | mg/L | 0.001 | 0.005 | J |
| * Barium, Total | 5/15/20 11:00 | 5/18/20 10:08 | | 1.015 | 0.324 | mg/L | 0.002 | 0.01 | |
| * Beryllium, Total | 5/15/20 11:00 | 5/18/20 10:08 | | 1.015 | Not Detected | mg/L | 0.0006 | 0.003 | U |
| * Cadmium, Total | 5/15/20 11:00 | 5/18/20 10:08 | | 1.015 | Not Detected | mg/L | 0.0003 | 0.001 | U |
| * Chromium, Total | 5/15/20 11:00 | 5/18/20 10:08 | | 1.015 | Not Detected | mg/L | 0.002 | 0.01 | U |
| * Cobalt, Total | 5/15/20 11:00 | 5/18/20 10:08 | | 1.015 | Not Detected | mg/L | 0.002 | 0.005 | U |
| * Lead, Total | 5/15/20 11:00 | 5/18/20 10:08 | | 1.015 | Not Detected | mg/L | 0.001 | 0.005 | U |
| * Molybdenum, Total | 5/15/20 11:00 | 5/18/20 10:08 | | 1.015 | 0.00626 | mg/L | 0.002 | 0.01 | J |
| * Selenium, Total | 5/15/20 11:00 | 5/18/20 10:08 | | 1.015 | Not Detected | mg/L | 0.002 | 0.01 | U |
| * Thallium, Total | 5/15/20 11:00 | 5/18/20 10:08 | | 1.015 | Not Detected | mg/L | 0.0002 | 0.001 | U |
| ***Analytical Method: EPA 245.1*** | ***Analyst: GAS*** | | | | | | | | |
| * Mercury, Total by CVAA | 5/18/20 10:40 | 5/19/20 11:41 | | 1 | Not Detected | mg/L | 0.0003 | 0.0005 | U |
| ***Analytical Method: SM 2540C*** | ***Analyst: TJW*** | | | | | | | | |
| * Solids, Dissolved | 5/15/20 14:20 | 5/19/20 10:16 | | 1 | 457 | mg/L | | 25 | |
| ***Analytical Method: SM4500Cl E*** | ***Analyst: JCC*** | | | | | | | | |
| * Chloride | 5/19/20 11:18 | 5/19/20 11:18 | | 5 | 63.3 | mg/L | 2.50 | 5 | |
| ***Analytical Method: SM4500F G 2017*** | ***Analyst: JCC*** | | | | | | | | |
| * Fluoride | 5/19/20 14:26 | 5/19/20 14:26 | | 1 | 0.191 | mg/L | 0.06 | 0.1 | |
| ***Analytical Method: SM4500SO4 E 2011*** | ***Analyst: JCC*** | | | | | | | | |
| * Sulfate | 5/26/20 13:14 | 5/26/20 13:14 | | 3 | 60.0 | mg/L | 1.50 | 3 | |
| ***Analytical Method: Field Measurements*** | ***Analyst: AWG*** | | | | | | | | |
| Conductivity | 5/13/20 14:11 | 5/13/20 14:11 | | | 773.62 | uS/cm | | | FA |
| pH | 5/13/20 14:11 | 5/13/20 14:11 | | | 7.70 | SU | | | FA |
| Temperature | 5/13/20 14:11 | 5/13/20 14:11 | | | 19.91 | C | | | FA |
| Turbidity | 5/13/20 14:11 | 5/13/20 14:11 | | | 1.19 | NTU | | | FA |

MDL's and RL's are adjusted for sample dilution, as applicable

**Comments:**

Reported: 6/8/2020
Version: 3.1
COA_CCR

Alabama Power
General Test Laboratory
744 County Road 87, GSC #8
Calera, AL 35040

# Batch QC Summary

Alabama Power

**Customer Account:** WMWGORAP
**Sample Date:** 5/13/20 14:15
**Customer ID:**
**Delivery Date:** 5/14/20 11:17

**Description**:Gorgas Ash Pond - MW-33HO

**Laboratory ID Number:** BA08760

| Sample | Analysis | Units | MB | MB Limit | Spike | MS | MSD | Standard | Standard Limit | Rec | Rec Limit | Prec | Prec Limit |
|---|---|---|---|---|---|---|---|---|---|---|---|---|---|
| BA08761 | Arsenic, Total | mg/L | 0.00000505 | 0.0001474 | 0.10 | 0.109 | 0.107 | 0.109 | 0.085 to 0.115 | 101 | 70 to 130 | 1.85 | 20 |
| BA08761 | Molybdenum, Total | mg/L | 0.0000156 | 0.0001474 | 0.10 | 0.103 | 0.102 | 0.0987 | 0.085 to 0.115 | 97.8 | 70 to 130 | 0.976 | 20 |
| BA08761 | Boron, Total | mg/L | -0.00194 | 0.0650254 | 1.00 | 1.11 | 1.14 | 0.991 | 0.85 to 1.15 | 104 | 70 to 130 | 2.67 | 20 |
| BA08761 | Selenium, Total | mg/L | 0.000128 | 0.00066 | 0.10 | 0.0848 | 0.0860 | 0.107 | 0.085 to 0.115 | 84.8 | 70 to 130 | 1.41 | 20 |
| BA08761 | Calcium, Total | mg/L | 0.00230 | 0.1518 | 5.00 | 39.8 | 40.5 | 5.05 | 4.25 to 5.75 | 90.0 | 70 to 130 | 1.74 | 20 |
| BA08761 | Mercury, Total by CVAA | mg/L | 0.0000554 | 0.0005 | 0.004 | 0.00323 | 0.00335 | 0.00360 | 0.0034 to 0.0046 | 80.8 | 70 to 130 | 3.65 | 20 |
| BA08761 | Antimony, Total | mg/L | 0.000250 | 0.00066 | 0.10 | 0.0963 | 0.0941 | 0.100 | 0.085 to 0.115 | 96.3 | 70 to 130 | 2.31 | 20 |
| BA08761 | Barium, Total | mg/L | 0.0000144 | 0.0002 | 0.10 | 0.174 | 0.174 | 0.104 | 0.085 to 0.115 | 92.1 | 70 to 130 | 0.00 | 20 |
| BA08761 | Beryllium, Total | mg/L | 0.0000147 | 0.00088 | 0.10 | 0.0966 | 0.0943 | 0.0935 | 0.085 to 0.115 | 96.6 | 70 to 130 | 2.41 | 20 |
| BA08761 | Chromium, Total | mg/L | 0.00000372 | 0.00044 | 0.10 | 0.0976 | 0.0994 | 0.104 | 0.085 to 0.115 | 97.6 | 70 to 130 | 1.83 | 20 |
| BA08761 | Cadmium, Total | mg/L | -0.00000391 | 0.0001474 | 0.10 | 0.0979 | 0.0986 | 0.0996 | 0.085 to 0.115 | 97.9 | 70 to 130 | 0.712 | 20 |
| BA08761 | Cobalt, Total | mg/L | -0.0000539 | 0.0001474 | 0.10 | 0.101 | 0.102 | 0.106 | 0.085 to 0.115 | 101 | 70 to 130 | 0.985 | 20 |
| BA08761 | Lithium, Total | mg/L | -0.000386 | 0.0154 | 0.200 | 0.278 | 0.282 | 0.193 | 0.17 to 0.23 | 112 | 70 to 130 | 1.43 | 20 |
| BA08761 | Lead, Total | mg/L | -0.00000355 | 0.0001474 | 0.10 | 0.103 | 0.104 | 0.107 | 0.085 to 0.115 | 103 | 70 to 130 | 0.966 | 20 |
| BA08761 | Thallium, Total | mg/L | -0.0000662 | 0.0001474 | 0.10 | 0.0994 | 0.101 | 0.103 | 0.085 to 0.115 | 99.4 | 70 to 130 | 1.60 | 20 |

**Comments:**

Reported: 6/8/2020
Version: 3.1
COA_CCR

Alabama Power
General Test Laboratory
744 County Road 87, GSC #8
Calera, AL 35040

Alabama Power

# Batch QC Summary

**Customer Account:** WMWGORAP
**Sample Date:** 5/13/20 14:15
**Customer ID:**
**Delivery Date:** 5/14/20 11:17

**Description:** Gorgas Ash Pond - MW-33HO

**Laboratory ID Number:** BA08760

| Sample | Analysis | Units | MB | MB Limit | Spike | MS | Sample Duplicate | Standard | Standard Limit | Rec | Rec Limit | Prec | Prec Limit |
|---|---|---|---|---|---|---|---|---|---|---|---|---|---|
| BA08761 | Sulfate | mg/L | -0.302 | 0.50 | 320 | 514 | 199 | 20.3 | 18 to 22 | 100 | 80 to 120 | 2.54 | 20 |
| BA08761 | Solids, Dissolved | mg/L | 2.00 | 25 | | | 634 | 54.0 | 40 to 60 | | | 0.795 | 5 |
| BA08761 | Chloride | mg/L | -0.0143 | 0.50 | 10.0 | 14.8 | 4.35 | 10.5 | 9 to 11 | 106 | 80 to 120 | 2.56 | 20 |
| BA08761 | Fluoride | mg/L | 0.0319 | 0.05 | 2.50 | 3.56 | 0.814 | 2.74 | 2.25 to 2.75 | 109 | 80 to 120 | 2.31 | 20 |

**Comments:**

Alabama Power
General Test Laboratory
744 County Road 87, GSC #8
Calera, AL 35040

# Certificate Of Analysis

Alabama Power

**Description:** Gorgas Ash Pond - MW-30HA

**Location Code:** WMWGORAP
**Collected:** 5/13/20 15:35
**Customer ID:**
**Submittal Date:** 5/14/20 11:17

**Laboratory ID Number:** BA08761

| Name | Prepared | Analyzed | Vio Spec | DF | Results | Units | MDL | RL | Q |
|---|---|---|---|---|---|---|---|---|---|
| ***Analytical Method: EPA 200.7*** | ***Analyst: RDA*** | | | | ***Preparation Method: EPA 1638*** | | | | |
| * Boron, Total | 5/19/20 10:45 | 5/20/20 10:18 | | 1.015 | 0.0747 | mg/L | 0.03 | 0.1 | J |
| * Calcium, Total | 5/19/20 10:45 | 5/20/20 10:18 | | 1.015 | 35.3 | mg/L | 0.1 | 0.5 | |
| * Lithium, Total | 5/19/20 10:45 | 5/20/20 10:18 | | 1.015 | 0.0536 | mg/L | 0.01 | 0.02 | |
| ***Analytical Method: EPA 200.8*** | ***Analyst: DLJ*** | | | | ***Preparation Method: EPA 1638*** | | | | |
| * Antimony, Total | 5/15/20 11:00 | 5/18/20 10:10 | | 1.015 | Not Detected | mg/L | 0.0008 | 0.003 | U |
| * Arsenic, Total | 5/15/20 11:00 | 5/18/20 10:10 | | 1.015 | 0.00779 | mg/L | 0.001 | 0.005 | |
| * Barium, Total | 5/15/20 11:00 | 5/18/20 10:10 | | 1.015 | 0.0819 | mg/L | 0.002 | 0.01 | |
| * Beryllium, Total | 5/15/20 11:00 | 5/18/20 10:10 | | 1.015 | Not Detected | mg/L | 0.0006 | 0.003 | U |
| * Cadmium, Total | 5/15/20 11:00 | 5/18/20 10:10 | | 1.015 | Not Detected | mg/L | 0.0003 | 0.001 | U |
| * Chromium, Total | 5/15/20 11:00 | 5/18/20 10:10 | | 1.015 | Not Detected | mg/L | 0.002 | 0.01 | U |
| * Cobalt, Total | 5/15/20 11:00 | 5/18/20 10:10 | | 1.015 | Not Detected | mg/L | 0.002 | 0.005 | U |
| * Lead, Total | 5/15/20 11:00 | 5/18/20 10:10 | | 1.015 | Not Detected | mg/L | 0.001 | 0.005 | U |
| * Molybdenum, Total | 5/15/20 11:00 | 5/18/20 10:10 | | 1.015 | 0.00519 | mg/L | 0.002 | 0.01 | J |
| * Selenium, Total | 5/15/20 11:00 | 5/18/20 10:10 | | 1.015 | Not Detected | mg/L | 0.002 | 0.01 | U |
| * Thallium, Total | 5/15/20 11:00 | 5/18/20 10:10 | | 1.015 | Not Detected | mg/L | 0.0002 | 0.001 | U |
| ***Analytical Method: EPA 245.1*** | ***Analyst: GAS*** | | | | | | | | |
| * Mercury, Total by CVAA | 5/18/20 10:40 | 5/19/20 11:43 | | 1 | Not Detected | mg/L | 0.0003 | 0.0005 | U |
| ***Analytical Method: SM 2540C*** | ***Analyst: TJW*** | | | | | | | | |
| * Solids, Dissolved | 5/15/20 14:20 | 5/19/20 10:16 | | 1 | 624 | mg/L | | 50 | |
| ***Analytical Method: SM4500Cl E*** | ***Analyst: JCC*** | | | | | | | | |
| * Chloride | 5/19/20 11:19 | 5/19/20 11:19 | | 1 | 4.24 | mg/L | 0.50 | 1 | |
| ***Analytical Method: SM4500F G 2017*** | ***Analyst: JCC*** | | | | | | | | |
| * Fluoride | 5/19/20 14:27 | 5/19/20 14:27 | | 1 | 0.833 | mg/L | 0.06 | 0.1 | |
| ***Analytical Method: SM4500SO4 E 2011*** | ***Analyst: JCC*** | | | | | | | | |
| * Sulfate | 5/26/20 13:15 | 5/26/20 13:15 | | 16 | 194 | mg/L | 8.00 | 16 | |
| ***Analytical Method: Field Measurements*** | ***Analyst: AWG*** | | | | | | | | |
| Conductivity | 5/13/20 15:32 | 5/13/20 15:32 | | | 980.49 | uS/cm | | | FA |
| pH | 5/13/20 15:32 | 5/13/20 15:32 | | | 7.27 | SU | | | FA |
| Temperature | 5/13/20 15:32 | 5/13/20 15:32 | | | 17.87 | C | | | FA |
| Turbidity | 5/13/20 15:32 | 5/13/20 15:32 | | | 1.26 | NTU | | | FA |

MDL's and RL's are adjusted for sample dilution, as applicable

**Comments:**

Reported: 6/8/2020
Version: 3.1
COA_CCR

Alabama Power
General Test Laboratory
744 County Road 87, GSC #8
Calera, AL 35040

# Batch QC Summary

Alabama Power

**Customer Account:** WMWGORAP
**Sample Date:** 5/13/20 15:35
**Customer ID:**
**Delivery Date:** 5/14/20 11:17

**Description**:Gorgas Ash Pond - MW-30HA

**Laboratory ID Number:** BA08761

| Sample | Analysis | Units | MB | MB Limit | Spike | MS | MSD | Standard | Standard Limit | Rec | Rec Limit | Prec | Prec Limit |
|---|---|---|---|---|---|---|---|---|---|---|---|---|---|
| BA08761 | Arsenic, Total | mg/L | 0.00000505 | 0.0001474 | 0.10 | 0.109 | 0.107 | 0.109 | 0.085 to 0.115 | 101 | 70 to 130 | 1.85 | 20 |
| BA08761 | Molybdenum, Total | mg/L | 0.0000156 | 0.0001474 | 0.10 | 0.103 | 0.102 | 0.0987 | 0.085 to 0.115 | 97.8 | 70 to 130 | 0.976 | 20 |
| BA08761 | Barium, Total | mg/L | 0.0000144 | 0.0002 | 0.10 | 0.174 | 0.174 | 0.104 | 0.085 to 0.115 | 92.1 | 70 to 130 | 0.00 | 20 |
| BA08761 | Beryllium, Total | mg/L | 0.0000147 | 0.00088 | 0.10 | 0.0966 | 0.0943 | 0.0935 | 0.085 to 0.115 | 96.6 | 70 to 130 | 2.41 | 20 |
| BA08761 | Chromium, Total | mg/L | 0.00000372 | 0.00044 | 0.10 | 0.0976 | 0.0994 | 0.104 | 0.085 to 0.115 | 97.6 | 70 to 130 | 1.83 | 20 |
| BA08761 | Boron, Total | mg/L | -0.00194 | 0.0650254 | 1.00 | 1.11 | 1.14 | 0.991 | 0.85 to 1.15 | 104 | 70 to 130 | 2.67 | 20 |
| BA08761 | Selenium, Total | mg/L | 0.000128 | 0.00066 | 0.10 | 0.0848 | 0.0860 | 0.107 | 0.085 to 0.115 | 84.8 | 70 to 130 | 1.41 | 20 |
| BA08761 | Calcium, Total | mg/L | 0.00230 | 0.1518 | 5.00 | 39.8 | 40.5 | 5.05 | 4.25 to 5.75 | 90.0 | 70 to 130 | 1.74 | 20 |
| BA08761 | Mercury, Total by CVAA | mg/L | 0.0000554 | 0.0005 | 0.004 | 0.00323 | 0.00335 | 0.00360 | 0.0034 to 0.0046 | 80.8 | 70 to 130 | 3.65 | 20 |
| BA08761 | Antimony, Total | mg/L | 0.000250 | 0.00066 | 0.10 | 0.0963 | 0.0941 | 0.100 | 0.085 to 0.115 | 96.3 | 70 to 130 | 2.31 | 20 |
| BA08761 | Cadmium, Total | mg/L | -0.00000391 | 0.0001474 | 0.10 | 0.0979 | 0.0986 | 0.0996 | 0.085 to 0.115 | 97.9 | 70 to 130 | 0.712 | 20 |
| BA08761 | Cobalt, Total | mg/L | -0.0000539 | 0.0001474 | 0.10 | 0.101 | 0.102 | 0.106 | 0.085 to 0.115 | 101 | 70 to 130 | 0.985 | 20 |
| BA08761 | Lithium, Total | mg/L | -0.000386 | 0.0154 | 0.200 | 0.278 | 0.282 | 0.193 | 0.17 to 0.23 | 112 | 70 to 130 | 1.43 | 20 |
| BA08761 | Lead, Total | mg/L | -0.00000355 | 0.0001474 | 0.10 | 0.103 | 0.104 | 0.107 | 0.085 to 0.115 | 103 | 70 to 130 | 0.966 | 20 |
| BA08761 | Thallium, Total | mg/L | -0.0000662 | 0.0001474 | 0.10 | 0.0994 | 0.101 | 0.103 | 0.085 to 0.115 | 99.4 | 70 to 130 | 1.60 | 20 |

**Comments:**

Reported: 6/8/2020
Version: 3.1
COA_CCR

Alabama Power
General Test Laboratory
744 County Road 87, GSC #8
Calera, AL 35040

Alabama Power

# Batch QC Summary

**Customer Account:** WMWGORAP
**Sample Date:** 5/13/20 15:35
**Customer ID:**
**Delivery Date:** 5/14/20 11:17

**Description:** Gorgas Ash Pond - MW-30HA

**Laboratory ID Number:** BA08761

| Sample | Analysis | Units | MB | MB Limit | Spike | MS | Sample Duplicate | Standard | Standard Limit | Rec | Rec Limit | Prec | Prec Limit |
|---|---|---|---|---|---|---|---|---|---|---|---|---|---|
| BA08761 | Sulfate | mg/L | -0.302 | 0.50 | 320 | 514 | 199 | 20.3 | 18 to 22 | 100 | 80 to 120 | 2.54 | 20 |
| BA08761 | Solids, Dissolved | mg/L | 2.00 | 25 | | | 634 | 54.0 | 40 to 60 | | | 0.795 | 5 |
| BA08761 | Chloride | mg/L | -0.0143 | 0.50 | 10.0 | 14.8 | 4.35 | 10.5 | 9 to 11 | 106 | 80 to 120 | 2.56 | 20 |
| BA08761 | Fluoride | mg/L | 0.0319 | 0.05 | 2.50 | 3.56 | 0.814 | 2.74 | 2.25 to 2.75 | 109 | 80 to 120 | 2.31 | 20 |

**Comments:**

Alabama Power
General Test Laboratory
744 County Road 87, GSC #8
Calera, AL 35040

# Certificate Of Analysis

Alabama Power

**Description:** Gorgas Ash Pond - MW-2

**Location Code:** WMWGORAP
**Collected:** 5/13/20 16:25
**Customer ID:**
**Submittal Date:** 5/14/20 11:17

**Laboratory ID Number:** BA08762

| Name | Prepared | Analyzed | Vio Spec | DF | Results | Units | MDL | RL | Q |
|---|---|---|---|---|---|---|---|---|---|
| ***Analytical Method: EPA 200.7*** | ***Analyst: RDA*** | | | | ***Preparation Method: EPA 1638*** | | | | |
| * Boron, Total | 5/19/20 10:45 | 5/20/20 11:07 | | 1.015 | 0.154 | mg/L | 0.03 | 0.1 | |
| * Calcium, Total | 5/19/20 10:45 | 5/20/20 11:07 | | 1.015 | 0.493 | mg/L | 0.1 | 0.5 | J |
| * Lithium, Total | 5/19/20 10:45 | 5/20/20 11:07 | | 1.015 | 0.0409 | mg/L | 0.01 | 0.02 | |
| ***Analytical Method: EPA 200.8*** | ***Analyst: DLJ*** | | | | ***Preparation Method: EPA 1638*** | | | | |
| * Antimony, Total | 5/15/20 11:00 | 5/18/20 10:26 | | 1.015 | Not Detected | mg/L | 0.0008 | 0.003 | U |
| * Arsenic, Total | 5/15/20 11:00 | 5/18/20 10:26 | | 1.015 | Not Detected | mg/L | 0.001 | 0.005 | U |
| * Barium, Total | 5/15/20 11:00 | 5/18/20 10:26 | | 1.015 | 0.0528 | mg/L | 0.002 | 0.01 | |
| * Beryllium, Total | 5/15/20 11:00 | 5/18/20 10:26 | | 1.015 | Not Detected | mg/L | 0.0006 | 0.003 | U |
| * Cadmium, Total | 5/15/20 11:00 | 5/18/20 10:26 | | 1.015 | Not Detected | mg/L | 0.0003 | 0.001 | U |
| * Chromium, Total | 5/15/20 11:00 | 5/18/20 10:26 | | 1.015 | Not Detected | mg/L | 0.002 | 0.01 | U |
| * Cobalt, Total | 5/15/20 11:00 | 5/18/20 10:26 | | 1.015 | Not Detected | mg/L | 0.002 | 0.005 | U |
| * Lead, Total | 5/15/20 11:00 | 5/18/20 10:26 | | 1.015 | Not Detected | mg/L | 0.001 | 0.005 | U |
| * Molybdenum, Total | 5/15/20 11:00 | 5/18/20 10:26 | | 1.015 | 0.00224 | mg/L | 0.002 | 0.01 | J |
| * Selenium, Total | 5/15/20 11:00 | 5/18/20 10:26 | | 1.015 | Not Detected | mg/L | 0.002 | 0.01 | U |
| * Thallium, Total | 5/15/20 11:00 | 5/18/20 10:26 | | 1.015 | Not Detected | mg/L | 0.0002 | 0.001 | U |
| ***Analytical Method: EPA 245.1*** | ***Analyst: GAS*** | | | | | | | | |
| * Mercury, Total by CVAA | 5/18/20 10:40 | 5/19/20 11:59 | | 1 | Not Detected | mg/L | 0.0003 | 0.0005 | U |
| ***Analytical Method: SM 2540C*** | ***Analyst: TJW*** | | | | | | | | |
| * Solids, Dissolved | 5/15/20 14:20 | 5/19/20 10:16 | | 1 | 328 | mg/L | | 25 | |
| ***Analytical Method: SM4500Cl E*** | ***Analyst: JCC*** | | | | | | | | |
| * Chloride | 5/19/20 11:33 | 5/19/20 11:33 | | 1 | 8.25 | mg/L | 0.50 | 1 | |
| ***Analytical Method: SM4500F G 2017*** | ***Analyst: JCC*** | | | | | | | | |
| * Fluoride | 5/19/20 14:42 | 5/19/20 14:42 | | 1 | 0.777 | mg/L | 0.06 | 0.1 | |
| ***Analytical Method: SM4500SO4 E 2011*** | ***Analyst: JCC*** | | | | | | | | |
| * Sulfate | 5/26/20 13:31 | 5/26/20 13:31 | | 1 | 33.6 | mg/L | 0.50 | 1 | |
| ***Analytical Method: Field Measurements*** | ***Analyst: AWG*** | | | | | | | | |
| Conductivity | 5/13/20 16:22 | 5/13/20 16:22 | | | 525.92 | uS/cm | | | FA |
| pH | 5/13/20 16:22 | 5/13/20 16:22 | | | 9.43 | SU | | | FA |
| Temperature | 5/13/20 16:22 | 5/13/20 16:22 | | | 17.62 | C | | | FA |
| Turbidity | 5/13/20 16:22 | 5/13/20 16:22 | | | 1.53 | NTU | | | FA |

MDL's and RL's are adjusted for sample dilution, as applicable

**Comments:**

Reported: 6/8/2020
Version: 3.1
COA_CCR

Alabama Power
General Test Laboratory
744 County Road 87, GSC #8
Calera, AL 35040

# Batch QC Summary

Alabama Power

**Customer Account:** WMWGORAP
**Sample Date:** 5/13/20 16:25
**Customer ID:**
**Delivery Date:** 5/14/20 11:17

**Description**: Gorgas Ash Pond - MW-2

**Laboratory ID Number:** BA08762

| Sample | Analysis | Units | MB | MB Limit | Spike | MS | MSD | Standard | Standard Limit | Rec | Rec Limit | Prec | Prec Limit |
|---|---|---|---|---|---|---|---|---|---|---|---|---|---|
| BA08763 | Molybdenum, Total | mg/L | 0.0000156 | 0.0001474 | 0.10 | 0.0977 | 0.0972 | 0.0987 | 0.085 to 0.115 | 97.7 | 70 to 130 | 0.513 | 20 |
| BA08763 | Selenium, Total | mg/L | 0.000128 | 0.00066 | 0.10 | 0.103 | 0.0974 | 0.107 | 0.085 to 0.115 | 103 | 70 to 130 | 5.59 | 20 |
| BA08763 | Thallium, Total | mg/L | -0.0000662 | 0.0001474 | 0.10 | 0.105 | 0.105 | 0.103 | 0.085 to 0.115 | 105 | 70 to 130 | 0.00 | 20 |
| BA08763 | Beryllium, Total | mg/L | 0.0000147 | 0.00088 | 0.10 | 0.0974 | 0.0973 | 0.0935 | 0.085 to 0.115 | 97.4 | 70 to 130 | 0.103 | 20 |
| BA08763 | Chromium, Total | mg/L | 0.00000372 | 0.00044 | 0.10 | 0.103 | 0.102 | 0.104 | 0.085 to 0.115 | 103 | 70 to 130 | 0.976 | 20 |
| BA08763 | Mercury, Total by CVAA | mg/L | 0.0000521 | 0.0005 | 0.004 | 0.00342 | 0.00301 | 0.00355 | 0.0034 to 0.0046 | 85.5 | 70 to 130 | 12.8 | 20 |
| BA08763 | Arsenic, Total | mg/L | 0.00000505 | 0.0001474 | 0.10 | 0.104 | 0.102 | 0.109 | 0.085 to 0.115 | 104 | 70 to 130 | 1.94 | 20 |
| BA08763 | Cadmium, Total | mg/L | -0.00000391 | 0.0001474 | 0.10 | 0.0989 | 0.0984 | 0.0996 | 0.085 to 0.115 | 98.9 | 70 to 130 | 0.507 | 20 |
| BA08763 | Lead, Total | mg/L | -0.00000355 | 0.0001474 | 0.10 | 0.108 | 0.106 | 0.107 | 0.085 to 0.115 | 108 | 70 to 130 | 1.87 | 20 |
| BA08763 | Antimony, Total | mg/L | 0.000250 | 0.00066 | 0.10 | 0.0982 | 0.0961 | 0.100 | 0.085 to 0.115 | 98.2 | 70 to 130 | 2.16 | 20 |
| BA08763 | Calcium, Total | mg/L | 0.00230 | 0.1518 | 5.00 | 5.01 | 5.05 | 5.05 | 4.25 to 5.75 | 100 | 70 to 130 | 0.795 | 20 |
| BA08763 | Barium, Total | mg/L | 0.0000144 | 0.0002 | 0.10 | 0.0962 | 0.0952 | 0.104 | 0.085 to 0.115 | 96.2 | 70 to 130 | 1.04 | 20 |
| BA08763 | Boron, Total | mg/L | -0.00194 | 0.0650254 | 1.00 | 1.01 | 1.02 | 0.991 | 0.85 to 1.15 | 101 | 70 to 130 | 0.985 | 20 |
| BA08763 | Cobalt, Total | mg/L | -0.0000539 | 0.0001474 | 0.10 | 0.106 | 0.105 | 0.106 | 0.085 to 0.115 | 106 | 70 to 130 | 0.948 | 20 |
| BA08763 | Lithium, Total | mg/L | -0.000386 | 0.0154 | 0.20 | 0.194 | 0.195 | 0.193 | 0.17 to 0.23 | 97.0 | 70 to 130 | 0.514 | 20 |

**Comments:**

Alabama Power
General Test Laboratory
744 County Road 87, GSC #8
Calera, AL 35040

Alabama Power

# Batch QC Summary

**Customer Account:** WMWGORAP
**Sample Date:** 5/13/20 16:25
**Customer ID:**
**Delivery Date:** 5/14/20 11:17

**Description:** Gorgas Ash Pond - MW-2

**Laboratory ID Number:** BA08762

| Sample | Analysis | Units | MB | MB Limit | Spike | MS | Sample Duplicate | Standard | Standard Limit | Rec | Rec Limit | Prec | Prec Limit |
|---|---|---|---|---|---|---|---|---|---|---|---|---|---|
| BA08763 | Chloride | mg/L | 0.00263 | 0.50 | 10.0 | 9.85 | 0.191 | 10.5 | 9 to 11 | 98.5 | 80 to 120 | 0.00 | 20 |
| BA08763 | Fluoride | mg/L | 0.0327 | 0.05 | 2.50 | 2.61 | 0.0275 | 2.73 | 2.25 to 2.75 | 104 | 80 to 120 | 0.00 | 20 |
| BA08762 | Solids, Dissolved | mg/L | 2.00 | 25 | | | 331 | 54.0 | 40 to 60 | | | 0.455 | 5 |
| BA08763 | Sulfate | mg/L | -0.250 | 0.50 | 20.0 | 19.4 | -0.416 | 20.2 | 18 to 22 | 97.0 | 80 to 120 | 0.00 | 20 |

**Comments:**

Alabama Power
General Test Laboratory
744 County Road 87, GSC #8
Calera, AL 35040

# *Certificate Of Analysis*

Alabama Power

**Description:** Gorgas Ash Pond Equipment Blank

**Location Code:** WMWGORAPEB
**Collected:** 5/13/20 17:55
**Customer ID:**
**Submittal Date:** 5/14/20 11:17

**Laboratory ID Number:** BA08763

| Name | Prepared | Analyzed | Vio Spec | DF | Results | Units | MDL | RL | Q |
|---|---|---|---|---|---|---|---|---|---|
| ***Analytical Method: EPA 200.7*** | ***Analyst: RDA*** | | | | ***Preparation Method: EPA 1638*** | | | | |
| * Boron, Total | 5/19/20 10:45 | 5/20/20 11:10 | | 1.015 | Not Detected | mg/L | 0.03 | 0.1 | U |
| * Calcium, Total | 5/19/20 10:45 | 5/20/20 11:10 | | 1.015 | Not Detected | mg/L | 0.1 | 0.5 | U |
| * Lithium, Total | 5/19/20 10:45 | 5/20/20 11:10 | | 1.015 | Not Detected | mg/L | 0.01 | 0.02 | U |
| ***Analytical Method: EPA 200.8*** | ***Analyst: DLJ*** | | | | ***Preparation Method: EPA 1638*** | | | | |
| * Antimony, Total | 5/15/20 11:00 | 5/18/20 10:29 | | 1.015 | Not Detected | mg/L | 0.0008 | 0.003 | U |
| * Arsenic, Total | 5/15/20 11:00 | 5/18/20 10:29 | | 1.015 | Not Detected | mg/L | 0.001 | 0.005 | U |
| * Barium, Total | 5/15/20 11:00 | 5/18/20 10:29 | | 1.015 | Not Detected | mg/L | 0.002 | 0.01 | U |
| * Beryllium, Total | 5/15/20 11:00 | 5/18/20 10:29 | | 1.015 | Not Detected | mg/L | 0.0006 | 0.003 | U |
| * Cadmium, Total | 5/15/20 11:00 | 5/18/20 10:29 | | 1.015 | Not Detected | mg/L | 0.0003 | 0.001 | U |
| * Chromium, Total | 5/15/20 11:00 | 5/18/20 10:29 | | 1.015 | Not Detected | mg/L | 0.002 | 0.01 | U |
| * Cobalt, Total | 5/15/20 11:00 | 5/18/20 10:29 | | 1.015 | Not Detected | mg/L | 0.002 | 0.005 | U |
| * Lead, Total | 5/15/20 11:00 | 5/18/20 10:29 | | 1.015 | Not Detected | mg/L | 0.001 | 0.005 | U |
| * Molybdenum, Total | 5/15/20 11:00 | 5/18/20 10:29 | | 1.015 | Not Detected | mg/L | 0.002 | 0.01 | U |
| * Selenium, Total | 5/15/20 11:00 | 5/18/20 10:29 | | 1.015 | Not Detected | mg/L | 0.002 | 0.01 | U |
| * Thallium, Total | 5/15/20 11:00 | 5/18/20 10:29 | | 1.015 | Not Detected | mg/L | 0.0002 | 0.001 | U |
| ***Analytical Method: EPA 245.1*** | ***Analyst: GAS*** | | | | | | | | |
| * Mercury, Total by CVAA | 5/18/20 10:40 | 5/19/20 12:02 | | 1 | Not Detected | mg/L | 0.0003 | 0.0005 | U |
| ***Analytical Method: SM 2540C*** | ***Analyst: TJW*** | | | | | | | | |
| * Solids, Dissolved | 5/15/20 14:20 | 5/19/20 10:16 | | 1 | Not Detected | mg/L | | 25 | U |
| ***Analytical Method: SM4500Cl E*** | ***Analyst: JCC*** | | | | | | | | |
| * Chloride | 5/19/20 11:34 | 5/19/20 11:34 | | 1 | Not Detected | mg/L | 0.50 | 1 | U |
| ***Analytical Method: SM4500F G 2017*** | ***Analyst: JCC*** | | | | | | | | |
| * Fluoride | 5/19/20 14:43 | 5/19/20 14:43 | | 1 | Not Detected | mg/L | 0.06 | 0.1 | U |
| ***Analytical Method: SM4500SO4 E 2011*** | ***Analyst: JCC*** | | | | | | | | |
| * Sulfate | 5/26/20 13:32 | 5/26/20 13:32 | | 1 | Not Detected | mg/L | 0.50 | 1 | U |

MDL's and RL's are adjusted for sample dilution, as applicable

**Comments:**

Reported: 6/8/2020
Version: 3.1
COA_CCR

Alabama Power
General Test Laboratory
744 County Road 87, GSC #8
Calera, AL 35040

# Batch QC Summary

Alabama Power

**Customer Account:** WMWGORAPEB
**Sample Date:** 5/13/20 17:55
**Customer ID:**
**Delivery Date:** 5/14/20 11:17

**Description**:Gorgas Ash Pond Equipment Blank

**Laboratory ID Number:** BA08763

| Sample | Analysis | Units | MB | MB Limit | Spike | MS | MSD | Standard | Standard Limit | Rec | Rec Limit | Prec | Prec Limit |
|---|---|---|---|---|---|---|---|---|---|---|---|---|---|
| BA08763 | Thallium, Total | mg/L | -0.0000662 | 0.0001474 | 0.10 | 0.105 | 0.105 | 0.103 | 0.085 to 0.115 | 105 | 70 to 130 | 0.00 | 20 |
| BA08763 | Molybdenum, Total | mg/L | 0.0000156 | 0.0001474 | 0.10 | 0.0977 | 0.0972 | 0.0987 | 0.085 to 0.115 | 97.7 | 70 to 130 | 0.513 | 20 |
| BA08763 | Calcium, Total | mg/L | 0.00230 | 0.1518 | 5.00 | 5.01 | 5.05 | 5.05 | 4.25 to 5.75 | 100 | 70 to 130 | 0.795 | 20 |
| BA08763 | Selenium, Total | mg/L | 0.000128 | 0.00066 | 0.10 | 0.103 | 0.0974 | 0.107 | 0.085 to 0.115 | 103 | 70 to 130 | 5.59 | 20 |
| BA08763 | Beryllium, Total | mg/L | 0.0000147 | 0.00088 | 0.10 | 0.0974 | 0.0973 | 0.0935 | 0.085 to 0.115 | 97.4 | 70 to 130 | 0.103 | 20 |
| BA08763 | Chromium, Total | mg/L | 0.00000372 | 0.00044 | 0.10 | 0.103 | 0.102 | 0.104 | 0.085 to 0.115 | 103 | 70 to 130 | 0.976 | 20 |
| BA08763 | Mercury, Total by CVAA | mg/L | 0.0000521 | 0.0005 | 0.004 | 0.00342 | 0.00301 | 0.00355 | 0.0034 to 0.0046 | 85.5 | 70 to 130 | 12.8 | 20 |
| BA08763 | Arsenic, Total | mg/L | 0.00000505 | 0.0001474 | 0.10 | 0.104 | 0.102 | 0.109 | 0.085 to 0.115 | 104 | 70 to 130 | 1.94 | 20 |
| BA08763 | Cadmium, Total | mg/L | -0.00000391 | 0.0001474 | 0.10 | 0.0989 | 0.0984 | 0.0996 | 0.085 to 0.115 | 98.9 | 70 to 130 | 0.507 | 20 |
| BA08763 | Lead, Total | mg/L | -0.00000355 | 0.0001474 | 0.10 | 0.108 | 0.106 | 0.107 | 0.085 to 0.115 | 108 | 70 to 130 | 1.87 | 20 |
| BA08763 | Antimony, Total | mg/L | 0.000250 | 0.00066 | 0.10 | 0.0982 | 0.0961 | 0.100 | 0.085 to 0.115 | 98.2 | 70 to 130 | 2.16 | 20 |
| BA08763 | Barium, Total | mg/L | 0.0000144 | 0.0002 | 0.10 | 0.0962 | 0.0952 | 0.104 | 0.085 to 0.115 | 96.2 | 70 to 130 | 1.04 | 20 |
| BA08763 | Boron, Total | mg/L | -0.00194 | 0.0650254 | 1.00 | 1.01 | 1.02 | 0.991 | 0.85 to 1.15 | 101 | 70 to 130 | 0.985 | 20 |
| BA08763 | Cobalt, Total | mg/L | -0.0000539 | 0.0001474 | 0.10 | 0.106 | 0.105 | 0.106 | 0.085 to 0.115 | 106 | 70 to 130 | 0.948 | 20 |
| BA08763 | Lithium, Total | mg/L | -0.000386 | 0.0154 | 0.20 | 0.194 | 0.195 | 0.193 | 0.17 to 0.23 | 97.0 | 70 to 130 | 0.514 | 20 |

**Comments:**

Reported: 6/8/2020
Version: 3.1
COA_CCR

Alabama Power
General Test Laboratory
744 County Road 87, GSC #8
Calera, AL 35040

Alabama Power

# Batch QC Summary

**Customer Account:** WMWGORAPEB
**Sample Date:** 5/13/20 17:55
**Customer ID:**
**Delivery Date:** 5/14/20 11:17

**Description:** Gorgas Ash Pond Equipment Blank

**Laboratory ID Number:** BA08763

| Sample | Analysis | Units | MB | MB Limit | Spike | MS | Sample Duplicate | Standard | Standard Limit | Rec | Rec Limit | Prec | Prec Limit |
|---|---|---|---|---|---|---|---|---|---|---|---|---|---|
| BA08763 | Chloride | mg/L | 0.00263 | 0.50 | 10.0 | 9.85 | 0.191 | 10.5 | 9 to 11 | 98.5 | 80 to 120 | 0.00 | 20 |
| BA08763 | Fluoride | mg/L | 0.0327 | 0.05 | 2.50 | 2.61 | 0.0275 | 2.73 | 2.25 to 2.75 | 104 | 80 to 120 | 0.00 | 20 |
| BA08762 | Solids, Dissolved | mg/L | 2.00 | 25 | | | 331 | 54.0 | 40 to 60 | | | 0.455 | 5 |
| BA08763 | Sulfate | mg/L | -0.250 | 0.50 | 20.0 | 19.4 | -0.416 | 20.2 | 18 to 22 | 97.0 | 80 to 120 | 0.00 | 20 |

**Comments:**

Reported: 6/8/2020
Version: 3.1
COA_CCR

Alabama Power
General Test Laboratory
744 County Road 87, GSC #8
Calera, AL 35040
(205) 664-6001

# *Definitions*

Alabama Power

| Abbreviation | Description |
|---|---|
| DF | Dilution Factor |
| LCS | Lab Control Sample |
| LFM | Lab Fortified Matrix |
| MB | Method Blank |
| MDL | Method Detection Limit; minimum concentration of an analyte that can be determined with 99% confidence that the concentration is greater than zero. |
| MS | Matrix Spike |
| MSD | Matrix Spike Duplicate |
| Prec | Precision (% RPD) |
| Q | Qualifier; comment used to note deviations or additional information associated with analytical results. |
| QC | Quality Control |
| Rec | Recovery of Matrix Spike |
| RL | Reporting Limit; lowest concentration at which an analyte can be quantitatively measured. |
| Vio Spec | Violation Specification; regulatory limit which has been exceeded by the sample analyzed. |

| Qualifier | Description |
|---|---|
| FA | Field results were reviewed by the Water Field Group. |
| J | Reported value is an estimate because concentration is less than reporting limit. |
| U | Compound was analyzed, but not detected. |

# Chain of Custody
## Groundwater
APC General Testing Laboratory

☑ Field Complete ☐ Outside Lab
☑ Lab Complete

Lab ETA: 05/14/2020 09:33

| | | | |
|---|---|---|---|
| Requested Complete Date | Routine | Results To | Dustin Brooks, Greg Dyer |
| Site Representative | John Pate | Requested By | Greg Dyer |
| Collector | Anthony Goggins | Location | Gorgas Ash Pond |

Bottles

| | | | | | | | | | | | |
|---|---|---|---|---|---|---|---|---|---|---|---|
| 1 | Metals | 500 mL | 3 | TDS | 500 mL | 5 | N/A | N/A | 7 | N/A | N/A |
| 2 | Hg | 250 mL | 4 | Anions | 250 mL | 6 | N/A | N/A | 8 | N/A | N/A |

Comments: 1mL HNO3 (#7692-42052-2-1) added to Hg bottle of MW-17 by LBM on 5/14/20 @1055. LBM 5/14/20

| Sample # | Date | Time | Bottle Count | Description | Lab Filter | Lab Id |
|---|---|---|---|---|---|---|
| EB-1 | 05/12/2020 | 09:15 | 4 | Equipment Blank | | BA08752 |
| MW-28H | 05/12/2020 | 10:50 | 4 | Groundwater | | BA08753 |
| MW-17 | 05/12/2020 | 12:12 | 4 | Groundwater | | BA08754 |
| MW-34HO | 05/12/2020 | 13:46 | 4 | Groundwater | | BA08755 |
| MW-34HO DUP | 05/12/2020 | 13:46 | 4 | Sample Duplicate | | BA08756 |
| MW-35HO | 05/12/2020 | 15:52 | 4 | Groundwater | | BA08757 |
| FB-1 | 05/13/2020 | 09:10 | 4 | Field Blank | | BA08758 |
| MW-36H | 05/13/2020 | 10:40 | 4 | Groundwater | | BA08759 |
| MW-33HO | 05/13/2020 | 14:15 | 4 | Groundwater | | BA08760 |
| MW-30HA | 05/13/2020 | 15:35 | 4 | Groundwater | | BA08761 |
| MW-2 | 05/13/2020 | 16:25 | 4 | Groundwater | | BA08762 |
| EB-2 | 05/13/2020 | 17:55 | 4 | Equipment Blank | | BA08763 |
| | | | | | | |
| | | | | | | |
| | | | | | | |
| | | | | | | |
| | | | | | | |
| | | | | | | |
| | | | | | | |
| | | | | | | |
| | | | | | | |

| Relinquished By | Received By | Date/Time |
|---|---|---|
| | | 05/14/2020 09:59 |
| | | |
| | | |

| | | | |
|---|---|---|---|
| SmarTroll ID | 7586-41442-5-1 | All metals and radiological bottles have pH < 2 | ☑ |
| Turbidity ID | 5160-26211-1-1 | Cooler Temp | 0.0 degrees C |
| Sample Event | 1277 | Thermometer ID | 5408-27568-2-2 |
| | | pH Strip ID | 7901-43573-2-2 |

Bottles/Pre-Preserved Bottles are provided by the GTL

# Chain of Custody
## Groundwater
APC General Testing Laboratory

☑ Field Complete ☑ Lab Complete ☑ Outside Lab

Lab ETA: 05/14/2020 09:33

| | | | |
|---|---|---|---|
| Requested Complete Date | Routine | Results To | Dustin Brooks, Greg Dyer |
| Site Representative | John Pate | Requested By | Greg Dyer |
| Collector | Anthony Goggins | Location | Gorgas Ash Pond |

Bottles

| | | | | | | | | | | | | | | | |
|---|---|---|---|---|---|---|---|---|---|---|---|---|---|---|---|
| 1 | Radium | 1 L | 3 | N/A | N/A | 5 | N/A | N/A | 7 | N/A | N/A |
| 2 | N/A | N/A | 4 | N/A | N/A | 6 | N/A | N/A | 8 | N/A | N/A |

Comments: Matrix Spike & Matrix Spike Duplicate collected @ MW-36H

| Sample # | Date | Time | Bottle Count | Description | Lab Filter | Lab Id |
|---|---|---|---|---|---|---|
| EB-1 | 05/12/2020 | 09:15 | 1 | Equipment Blank | | BA08764 |
| MW-28H | 05/12/2020 | 10:50 | 1 | Groundwater | | BA08765 |
| MW-17 | 05/12/2020 | 12:12 | 1 | Groundwater | | BA08766 |
| MW-34HO | 05/12/2020 | 13:46 | 1 | Groundwater | | BA08767 |
| MW-34HO DUP | 05/12/2020 | 13:46 | 1 | Sample Duplicate | | BA08768 |
| MW-35HO | 05/12/2020 | 15:52 | 1 | Groundwater | | BA08769 |
| FB-1 | 05/13/2020 | 09:10 | 1 | Field Blank | | BA08770 |
| MW-36H | 05/13/2020 | 10:40 | 3 | Groundwater | | BA08771 |
| MW-33HO | 05/13/2020 | 14:15 | 1 | Groundwater | | BA08772 |
| MW-30HA | 05/13/2020 | 15:35 | 1 | Groundwater | | BA08773 |
| MW-2 | 05/13/2020 | 16:25 | 1 | Groundwater | | BA08774 |
| EB-2 | 05/13/2020 | 17:55 | 1 | Equipment Blank | | BA08775 |
| | | | | | | |
| | | | | | | |
| | | | | | | |
| | | | | | | |
| | | | | | | |
| | | | | | | |
| | | | | | | |
| | | | | | | |
| | | | | | | |

| Relinquished By | Received By | Date/Time |
|---|---|---|
| | | 05/14/2020 10:00 |
| | | |
| | | |

| | | | |
|---|---|---|---|
| SmarTroll ID | 7586-41442-5-1 | All metals and radiological bottles have pH < 2 | ☑ |
| Turbidity ID | 5160-26211-1-1 | Cooler Temp | N/A |
| Sample Event | 1277 | Thermometer ID | N/A |
| | | pH Strip ID | 7901-43573-2-2 |

Bottles/Pre-Preserved Bottles are provided by the GTL

eurofins | Environment Testing America

# ANALYTICAL REPORT

Eurofins TestAmerica, Pensacola
3355 McLemore Drive
Pensacola, FL 32514
Tel: (850)474-1001

Laboratory Job ID: 400-188180-1
Laboratory SDG: Gorgas Pond Recollection 1277
Client Project/Site: CCR Plant Gorgas

For:
Alabama Power General Test Laboratory
744 County Rd 87
GSC #8
Calera, Alabama 35040

Attn: Laura Midkiff

Cheyenne Whitmire

*Authorized for release by:*
*6/18/2020 6:48:36 PM*

Cheyenne Whitmire, Project Manager II
(850)471-6222
cheyenne.whitmire@testamericainc.com

LINKS

Review your project results through TotalAccess

Have a Question? Ask The Expert

Visit us at: www.eurofinsus.com/Env

*The test results in this report meet all 2003 NELAC, 2009 TNI, and 2016 TNI requirements for accredited parameters, exceptions are noted in this report. This report may not be reproduced except in full, and with written approval from the laboratory. For questions please contact the Project Manager at the e-mail address or telephone number listed on this page.*

*This report has been electronically signed and authorized by the signatory. Electronic signature is intended to be the legally binding equivalent of a traditionally handwritten signature.*

*Results relate only to the items tested and the sample(s) as received by the laboratory.*

# Table of Contents

Cover Page . . . . . 1
Table of Contents . . . . . 2
Case Narrative . . . . . 3
Method Summary . . . . . 4
Sample Summary . . . . . 5
Client Sample Results . . . . . 6
Definitions . . . . . 18
Chronicle . . . . . 19
QC Association . . . . . 22
QC Sample Results . . . . . 23
Chain of Custody . . . . . 27
Receipt Checklists . . . . . 28
Certification Summary . . . . . 30

## Job ID: 400-188180-1

### Laboratory: Eurofins TestAmerica, Pensacola

**Narrative**

**Job Narrative**
**400-188180-1**

**RAD**

Method 9315: Radium-226 Prep Batch 160-471105. Any minimum detectable concentration (MDC), critical value (DLC), or Safe Drinking Water Act detection limit (SDWA DL) is sample-specific unless otherwise stated elsewhere in this narrative. Radiochemistry sample results are reported with the count date/time applied as the Activity Reference Date. BA08764 EB-1 (400-188180-1), BA08765 MW-28H (400-188180-2), BA08766 MW-17 (400-188180-3), BA08767 MW-34HO (400-188180-4), BA08768 MW-34HO DUP (400-188180-5), BA08769 MW-35HO (400-188180-6), BA08770 FB-1 (400-188180-7), BA08771 MW-36H (400-188180-8), BA08771 MW-36H (400-188180-8[MS]), BA08771 MW-36H (400-188180-8[MSD]), BA08772 MW-33HO (400-188180-9), BA08773 MW-30HA (400-188180-10), (LCS 160-471105/1-A) and (MB 160-471105/22-A)

Method 9315: Radium-226 Prep Batch 160-471108. Any minimum detectable concentration (MDC), critical value (DLC), or Safe Drinking Water Act detection limit (SDWA DL) is sample-specific unless otherwise stated elsewhere in this narrative. Radiochemistry sample results are reported with the count date/time applied as the Activity Reference Date. BA08774 MW-2 (400-188180-11), BA08775 EB-2 (400-188180-12), (LCS 160-471108/1-A), (MB 160-471108/7-A), (160-38105-D-1-A) and (160-38105-E-1-A DU)

Method 9320: Ra-228 Prep Batch 160-471106. Any minimum detectable concentration (MDC), critical value (DLC), or Safe Drinking Water Act detection limit (SDWA DL) is sample-specific unless otherwise stated elsewhere in this narrative. Radiochemistry sample results are reported with the count date/time applied as the Activity Reference Date. BA08764 EB-1 (400-188180-1), BA08765 MW-28H (400-188180-2), BA08766 MW-17 (400-188180-3), BA08767 MW-34HO (400-188180-4), BA08768 MW-34HO DUP (400-188180-5), BA08769 MW-35HO (400-188180-6), BA08770 FB-1 (400-188180-7), BA08771 MW-36H (400-188180-8), BA08771 MW-36H (400-188180-8[MS]), BA08771 MW-36H (400-188180-8[MSD]), BA08772 MW-33HO (400-188180-9), BA08773 MW-30HA (400-188180-10), (LCS 160-471106/1-A) and (MB 160-471106/22-A)

Method 9320: Radium 228 Prep Batch 160- 471109. Any minimum detectable concentration (MDC), critical value (DLC), or Safe Drinking Water Act detection limit (SDWA DL) is sample-specific unless otherwise stated elsewhere in this narrative. Radiochemistry sample results are reported with the count date/time applied as the Activity Reference Date. BA08774 MW-2 (400-188180-11), BA08775 EB-2 (400-188180-12), (LCS 160-471109/1-A), (MB 160-471109/7-A), (160-38105-D-1-B) and (160-38105-E-1-B DU).

Method PrecSep_0: Radium 228 Prep Batch 160-471106. The following samples were prepared at a reduced aliquot to insure sufficient volume remains if needed for analysis: BA08764 EB-1 (400-188180-1), BA08765 MW-28H (400-188180-2), BA08766 MW-17 (400-188180-3), BA08767 MW-34HO (400-188180-4), BA08768 MW-34HO DUP (400-188180-5), BA08769 MW-35HO (400-188180-6), BA08770 FB-1 (400-188180-7), BA08771 MW-36H (400-188180-8), BA08771 MW-36H (400-188180-8[MS]), BA08771 MW-36H (400-188180-8[MSD]), BA08772 MW-33HO (400-188180-9) and BA08773 MW-30HA (400-188180-10).

Method PrecSep_0: Radium 228 Prep Batch 160-471109. The following samples were prepared at a reduced aliquot to insure sufficient volume remains if needed for analysis: BA08774 MW-2 (400-188180-11) and BA08775 EB-2 (400-188180-12).

Method PrecSep-21: Radium 226 Prep Batch 160-471105. The following samples were prepared at a reduced aliquot to insure sufficient volume remains if needed for analysis: BA08764 EB-1 (400-188180-1), BA08765 MW-28H (400-188180-2), BA08766 MW-17 (400-188180-3), BA08767 MW-34HO (400-188180-4), BA08768 MW-34HO DUP (400-188180-5), BA08769 MW-35HO (400-188180-6), BA08770 FB-1 (400-188180-7), BA08771 MW-36H (400-188180-8), BA08771 MW-36H (400-188180-8[MS]), BA08771 MW-36H (400-188180-8[MSD]), BA08772 MW-33HO (400-188180-9) and BA08773 MW-30HA (400-188180-10).

Method PrecSep-21: Radium 226 Prep Batch 160-471108. The following samples were prepared at a reduced aliquot to insure sufficient volume remains if needed for analysis: BA08774 MW-2 (400-188180-11) and BA08775 EB-2 (400-188180-12).

# Method Summary

Client: Alabama Power General Test Laboratory
Project/Site: CCR Plant Gorgas

Job ID: 400-188180-1
SDG: Gorgas Pond Recollection 1277

| Method | Method Description | Protocol | Laboratory |
|---|---|---|---|
| 9315 | Radium-226 (GFPC) | SW846 | TAL SL |
| 9320 | Radium-228 (GFPC) | SW846 | TAL SL |
| Ra226_Ra228 | Combined Radium-226 and Radium-228 | TAL-STL | TAL SL |
| PrecSep_0 | Preparation, Precipitate Separation | None | TAL SL |
| PrecSep-21 | Preparation, Precipitate Separation (21-Day In-Growth) | None | TAL SL |

**Protocol References:**

None = None

SW846 = "Test Methods For Evaluating Solid Waste, Physical/Chemical Methods", Third Edition, November 1986 And Its Updates.

TAL-STL = TestAmerica Laboratories, St. Louis, Facility Standard Operating Procedure.

**Laboratory References:**

TAL SL = Eurofins TestAmerica, St. Louis, 13715 Rider Trail North, Earth City, MO 63045, TEL (314)298-8566

# Sample Summary

Client: Alabama Power General Test Laboratory
Project/Site: CCR Plant Gorgas

Job ID: 400-188180-1
SDG: Gorgas Pond Recollection 1277

| Lab Sample ID | Client Sample ID | Matrix | Collected | Received | Asset ID |
|---|---|---|---|---|---|
| 400-188180-1 | BA08764 EB-1 | Water | 05/12/20 09:15 | 05/18/20 14:15 | |
| 400-188180-2 | BA08765 MW-28H | Water | 05/12/20 10:50 | 05/18/20 14:15 | |
| 400-188180-3 | BA08766 MW-17 | Water | 05/12/20 12:12 | 05/18/20 14:15 | |
| 400-188180-4 | BA08767 MW-34HO | Water | 05/12/20 13:46 | 05/18/20 14:15 | |
| 400-188180-5 | BA08768 MW-34HO DUP | Water | 05/12/20 13:46 | 05/18/20 14:15 | |
| 400-188180-6 | BA08769 MW-35HO | Water | 05/12/20 15:52 | 05/18/20 14:15 | |
| 400-188180-7 | BA08770 FB-1 | Water | 05/13/20 09:10 | 05/18/20 14:15 | |
| 400-188180-8 | BA08771 MW-36H | Water | 05/13/20 10:40 | 05/18/20 14:15 | |
| 400-188180-9 | BA08772 MW-33HO | Water | 05/13/20 14:15 | 05/18/20 14:15 | |
| 400-188180-10 | BA08773 MW-30HA | Water | 05/13/20 15:35 | 05/18/20 14:15 | |
| 400-188180-11 | BA08774 MW-2 | Water | 05/13/20 16:25 | 05/18/20 14:15 | |
| 400-188180-12 | BA08775 EB-2 | Water | 05/13/20 17:55 | 05/18/20 14:15 | |

## Client Sample ID: BA08764 EB-1

**Date Collected: 05/12/20 09:15**
**Date Received: 05/18/20 14:15**

## Lab Sample ID: 400-188180-1

**Matrix: Water**

### Method: 9315 - Radium-226 (GFPC)

| Analyte | Result | Qualifier | Count Uncert. (2σ+/-) | Total Uncert. (2σ+/-) | RL | MDC | Unit | Prepared | Analyzed | Dil Fac |
|---|---|---|---|---|---|---|---|---|---|---|
| Radium-226 | -0.0606 | U | 0.0797 | 0.0799 | 1.00 | 0.196 | pCi/L | 05/21/20 15:03 | 06/12/20 04:42 | 1 |

| *Carrier* | *%Yield* | *Qualifier* | *Limits* | *Prepared* | *Analyzed* | *Dil Fac* |
|---|---|---|---|---|---|---|
| *Ba Carrier* | *78.3* | | *40 - 110* | *05/21/20 15:03* | *06/12/20 04:42* | *1* |

### Method: 9320 - Radium-228 (GFPC)

| Analyte | Result | Qualifier | Count Uncert. (2σ+/-) | Total Uncert. (2σ+/-) | RL | MDC | Unit | Prepared | Analyzed | Dil Fac |
|---|---|---|---|---|---|---|---|---|---|---|
| Radium-228 | -0.0329 | U | 0.319 | 0.319 | 1.00 | 0.580 | pCi/L | 05/21/20 15:30 | 06/04/20 15:02 | 1 |

| *Carrier* | *%Yield* | *Qualifier* | *Limits* | *Prepared* | *Analyzed* | *Dil Fac* |
|---|---|---|---|---|---|---|
| *Ba Carrier* | *78.3* | | *40 - 110* | *05/21/20 15:30* | *06/04/20 15:02* | *1* |
| *Y Carrier* | *80.7* | | *40 - 110* | *05/21/20 15:30* | *06/04/20 15:02* | *1* |

### Method: Ra226_Ra228 - Combined Radium-226 and Radium-228

| Analyte | Result | Qualifier | Count Uncert. (2σ+/-) | Total Uncert. (2σ+/-) | RL | MDC | Unit | Prepared | Analyzed | Dil Fac |
|---|---|---|---|---|---|---|---|---|---|---|
| Combined Radium 226 + 228 | -0.0935 | U | 0.329 | 0.329 | 5.00 | 0.580 | pCi/L | | 06/12/20 08:24 | 1 |

## Client Sample ID: BA08765 MW-28H

**Date Collected: 05/12/20 10:50**
**Date Received: 05/18/20 14:15**

## Lab Sample ID: 400-188180-2

**Matrix: Water**

### Method: 9315 - Radium-226 (GFPC)

| Analyte | Result | Qualifier | Count Uncert. (2σ+/-) | Total Uncert. (2σ+/-) | RL | MDC | Unit | Prepared | Analyzed | Dil Fac |
|---|---|---|---|---|---|---|---|---|---|---|
| Radium-226 | 0.152 | | 0.104 | 0.105 | 1.00 | 0.132 | pCi/L | 05/21/20 15:03 | 06/12/20 04:49 | 1 |

| *Carrier* | *%Yield* | *Qualifier* | *Limits* | *Prepared* | *Analyzed* | *Dil Fac* |
|---|---|---|---|---|---|---|
| *Ba Carrier* | *70.6* | | *40 - 110* | *05/21/20 15:03* | *06/12/20 04:49* | *1* |

### Method: 9320 - Radium-228 (GFPC)

| Analyte | Result | Qualifier | Count Uncert. (2σ+/-) | Total Uncert. (2σ+/-) | RL | MDC | Unit | Prepared | Analyzed | Dil Fac |
|---|---|---|---|---|---|---|---|---|---|---|
| Radium-228 | 0.272 | U | 0.393 | 0.394 | 1.00 | 0.659 | pCi/L | 05/21/20 15:30 | 06/04/20 15:02 | 1 |

| *Carrier* | *%Yield* | *Qualifier* | *Limits* | *Prepared* | *Analyzed* | *Dil Fac* |
|---|---|---|---|---|---|---|
| *Ba Carrier* | *70.6* | | *40 - 110* | *05/21/20 15:30* | *06/04/20 15:02* | *1* |
| *Y Carrier* | *78.1* | | *40 - 110* | *05/21/20 15:30* | *06/04/20 15:02* | *1* |

### Method: Ra226_Ra228 - Combined Radium-226 and Radium-228

| Analyte | Result | Qualifier | Count Uncert. (2σ+/-) | Total Uncert. (2σ+/-) | RL | MDC | Unit | Prepared | Analyzed | Dil Fac |
|---|---|---|---|---|---|---|---|---|---|---|
| Combined Radium 226 + 228 | 0.425 | U | 0.407 | 0.408 | 5.00 | 0.659 | pCi/L | | 06/12/20 08:24 | 1 |

## Client Sample ID: BA08766 MW-17

**Date Collected: 05/12/20 12:12**
**Date Received: 05/18/20 14:15**

## Lab Sample ID: 400-188180-3

**Matrix: Water**

### Method: 9315 - Radium-226 (GFPC)

| Analyte | Result | Qualifier | Count Uncert. (2σ+/-) | Total Uncert. (2σ+/-) | RL | MDC | Unit | Prepared | Analyzed | Dil Fac |
|---|---|---|---|---|---|---|---|---|---|---|
| Radium-226 | -0.0139 | U | 0.0509 | 0.0509 | 1.00 | 0.125 | pCi/L | 05/21/20 15:03 | 06/12/20 04:49 | 1 |

| *Carrier* | *%Yield* | *Qualifier* | *Limits* | *Prepared* | *Analyzed* | *Dil Fac* |
|---|---|---|---|---|---|---|
| *Ba Carrier* | *85.5* | | *40 - 110* | *05/21/20 15:03* | *06/12/20 04:49* | *1* |

### Method: 9320 - Radium-228 (GFPC)

| Analyte | Result | Qualifier | Count Uncert. (2σ+/-) | Total Uncert. (2σ+/-) | RL | MDC | Unit | Prepared | Analyzed | Dil Fac |
|---|---|---|---|---|---|---|---|---|---|---|
| Radium-228 | 0.0478 | U | 0.308 | 0.308 | 1.00 | 0.543 | pCi/L | 05/21/20 15:30 | 06/04/20 15:02 | 1 |

| *Carrier* | *%Yield* | *Qualifier* | *Limits* | *Prepared* | *Analyzed* | *Dil Fac* |
|---|---|---|---|---|---|---|
| *Ba Carrier* | *85.5* | | *40 - 110* | *05/21/20 15:30* | *06/04/20 15:02* | *1* |
| *Y Carrier* | *82.2* | | *40 - 110* | *05/21/20 15:30* | *06/04/20 15:02* | *1* |

### Method: Ra226_Ra228 - Combined Radium-226 and Radium-228

| Analyte | Result | Qualifier | Count Uncert. (2σ+/-) | Total Uncert. (2σ+/-) | RL | MDC | Unit | Prepared | Analyzed | Dil Fac |
|---|---|---|---|---|---|---|---|---|---|---|
| Combined Radium 226 + 228 | 0.0339 | U | 0.312 | 0.312 | 5.00 | 0.543 | pCi/L | | 06/12/20 08:24 | 1 |

## Client Sample ID: BA08767 MW-34HO

**Date Collected: 05/12/20 13:46**
**Date Received: 05/18/20 14:15**

## Lab Sample ID: 400-188180-4

**Matrix: Water**

### Method: 9315 - Radium-226 (GFPC)

| Analyte | Result | Qualifier | Count Uncert. (2σ+/-) | Total Uncert. (2σ+/-) | RL | MDC | Unit | Prepared | Analyzed | Dil Fac |
|---|---|---|---|---|---|---|---|---|---|---|
| Radium-226 | 0.114 | U | 0.0909 | 0.0915 | 1.00 | 0.123 | pCi/L | 05/21/20 15:03 | 06/12/20 04:49 | 1 |

| *Carrier* | *%Yield* | *Qualifier* | *Limits* | *Prepared* | *Analyzed* | *Dil Fac* |
|---|---|---|---|---|---|---|
| *Ba Carrier* | *74.8* | | *40 - 110* | *05/21/20 15:03* | *06/12/20 04:49* | *1* |

### Method: 9320 - Radium-228 (GFPC)

| Analyte | Result | Qualifier | Count Uncert. (2σ+/-) | Total Uncert. (2σ+/-) | RL | MDC | Unit | Prepared | Analyzed | Dil Fac |
|---|---|---|---|---|---|---|---|---|---|---|
| Radium-228 | 0.232 | U | 0.331 | 0.331 | 1.00 | 0.554 | pCi/L | 05/21/20 15:30 | 06/04/20 15:02 | 1 |

| *Carrier* | *%Yield* | *Qualifier* | *Limits* | *Prepared* | *Analyzed* | *Dil Fac* |
|---|---|---|---|---|---|---|
| *Ba Carrier* | *74.8* | | *40 - 110* | *05/21/20 15:30* | *06/04/20 15:02* | *1* |
| *Y Carrier* | *84.1* | | *40 - 110* | *05/21/20 15:30* | *06/04/20 15:02* | *1* |

### Method: Ra226_Ra228 - Combined Radium-226 and Radium-228

| Analyte | Result | Qualifier | Count Uncert. (2σ+/-) | Total Uncert. (2σ+/-) | RL | MDC | Unit | Prepared | Analyzed | Dil Fac |
|---|---|---|---|---|---|---|---|---|---|---|
| Combined Radium 226 + 228 | 0.345 | U | 0.343 | 0.343 | 5.00 | 0.554 | pCi/L | | 06/12/20 08:24 | 1 |

## Client Sample ID: BA08768 MW-34HO DUP

**Date Collected: 05/12/20 13:46**
**Date Received: 05/18/20 14:15**

## Lab Sample ID: 400-188180-5

**Matrix: Water**

### Method: 9315 - Radium-226 (GFPC)

| Analyte | Result | Qualifier | Count Uncert. (2σ+/-) | Total Uncert. (2σ+/-) | RL | MDC | Unit | Prepared | Analyzed | Dil Fac |
|---|---|---|---|---|---|---|---|---|---|---|
| Radium-226 | -0.0590 | U | 0.127 | 0.127 | 1.00 | 0.279 | pCi/L | 05/21/20 15:03 | 06/12/20 04:49 | 1 |

| *Carrier* | *%Yield* | *Qualifier* | *Limits* | *Prepared* | *Analyzed* | *Dil Fac* |
|---|---|---|---|---|---|---|
| *Ba Carrier* | *54.0* | | *40 - 110* | *05/21/20 15:03* | *06/12/20 04:49* | *1* |

### Method: 9320 - Radium-228 (GFPC)

| Analyte | Result | Qualifier | Count Uncert. (2σ+/-) | Total Uncert. (2σ+/-) | RL | MDC | Unit | Prepared | Analyzed | Dil Fac |
|---|---|---|---|---|---|---|---|---|---|---|
| Radium-228 | 0.166 | U | 0.531 | 0.532 | 1.00 | 0.925 | pCi/L | 05/21/20 15:30 | 06/04/20 15:02 | 1 |

| *Carrier* | *%Yield* | *Qualifier* | *Limits* | *Prepared* | *Analyzed* | *Dil Fac* |
|---|---|---|---|---|---|---|
| *Ba Carrier* | *54.0* | | *40 - 110* | *05/21/20 15:30* | *06/04/20 15:02* | *1* |
| *Y Carrier* | *75.1* | | *40 - 110* | *05/21/20 15:30* | *06/04/20 15:02* | *1* |

### Method: Ra226_Ra228 - Combined Radium-226 and Radium-228

| Analyte | Result | Qualifier | Count Uncert. (2σ+/-) | Total Uncert. (2σ+/-) | RL | MDC | Unit | Prepared | Analyzed | Dil Fac |
|---|---|---|---|---|---|---|---|---|---|---|
| Combined Radium 226 + 228 | 0.108 | U | 0.546 | 0.547 | 5.00 | 0.925 | pCi/L | | 06/12/20 08:24 | 1 |

## Client Sample ID: BA08769 MW-35HO

**Date Collected: 05/12/20 15:52**
**Date Received: 05/18/20 14:15**

## Lab Sample ID: 400-188180-6

**Matrix: Water**

### Method: 9315 - Radium-226 (GFPC)

| Analyte | Result | Qualifier | Count Uncert. (2σ+/-) | Total Uncert. (2σ+/-) | RL | MDC | Unit | Prepared | Analyzed | Dil Fac |
|---|---|---|---|---|---|---|---|---|---|---|
| Radium-226 | 0.0497 | U | 0.0822 | 0.0823 | 1.00 | 0.144 | pCi/L | 05/21/20 15:03 | 06/12/20 04:49 | 1 |

| *Carrier* | *%Yield* | *Qualifier* | *Limits* | *Prepared* | *Analyzed* | *Dil Fac* |
|---|---|---|---|---|---|---|
| *Ba Carrier* | *81.0* | | *40 - 110* | *05/21/20 15:03* | *06/12/20 04:49* | *1* |

### Method: 9320 - Radium-228 (GFPC)

| Analyte | Result | Qualifier | Count Uncert. (2σ+/-) | Total Uncert. (2σ+/-) | RL | MDC | Unit | Prepared | Analyzed | Dil Fac |
|---|---|---|---|---|---|---|---|---|---|---|
| **Radium-228** | **0.974** | | 0.447 | 0.456 | 1.00 | 0.650 | pCi/L | 05/21/20 15:30 | 06/04/20 15:02 | 1 |

| *Carrier* | *%Yield* | *Qualifier* | *Limits* | *Prepared* | *Analyzed* | *Dil Fac* |
|---|---|---|---|---|---|---|
| *Ba Carrier* | *81.0* | | *40 - 110* | *05/21/20 15:30* | *06/04/20 15:02* | *1* |
| *Y Carrier* | *74.8* | | *40 - 110* | *05/21/20 15:30* | *06/04/20 15:02* | *1* |

### Method: Ra226_Ra228 - Combined Radium-226 and Radium-228

| Analyte | Result | Qualifier | Count Uncert. (2σ+/-) | Total Uncert. (2σ+/-) | RL | MDC | Unit | Prepared | Analyzed | Dil Fac |
|---|---|---|---|---|---|---|---|---|---|---|
| **Combined Radium 226 + 228** | **1.02** | | 0.454 | 0.463 | 5.00 | 0.650 | pCi/L | | 06/12/20 08:24 | 1 |

## Client Sample ID: BA08770 FB-1

**Date Collected: 05/13/20 09:10**
**Date Received: 05/18/20 14:15**

## Lab Sample ID: 400-188180-7

**Matrix: Water**

### Method: 9315 - Radium-226 (GFPC)

| Analyte | Result | Qualifier | Count Uncert. (2σ+/-) | Total Uncert. (2σ+/-) | RL | MDC | Unit | Prepared | Analyzed | Dil Fac |
|---|---|---|---|---|---|---|---|---|---|---|
| Radium-226 | -0.00454 | U | 0.0631 | 0.0631 | 1.00 | 0.141 | pCi/L | 05/21/20 15:03 | 06/12/20 04:49 | 1 |

| *Carrier* | *%Yield* | *Qualifier* | *Limits* | *Prepared* | *Analyzed* | *Dil Fac* |
|---|---|---|---|---|---|---|
| *Ba Carrier* | *79.5* | | *40 - 110* | *05/21/20 15:03* | *06/12/20 04:49* | *1* |

### Method: 9320 - Radium-228 (GFPC)

| Analyte | Result | Qualifier | Count Uncert. (2σ+/-) | Total Uncert. (2σ+/-) | RL | MDC | Unit | Prepared | Analyzed | Dil Fac |
|---|---|---|---|---|---|---|---|---|---|---|
| Radium-228 | 0.525 | U | 0.426 | 0.429 | 1.00 | 0.681 | pCi/L | 05/21/20 15:30 | 06/04/20 14:58 | 1 |

| *Carrier* | *%Yield* | *Qualifier* | *Limits* | *Prepared* | *Analyzed* | *Dil Fac* |
|---|---|---|---|---|---|---|
| *Ba Carrier* | *79.5* | | *40 - 110* | *05/21/20 15:30* | *06/04/20 14:58* | *1* |
| *Y Carrier* | *83.7* | | *40 - 110* | *05/21/20 15:30* | *06/04/20 14:58* | *1* |

### Method: Ra226_Ra228 - Combined Radium-226 and Radium-228

| Analyte | Result | Qualifier | Count Uncert. (2σ+/-) | Total Uncert. (2σ+/-) | RL | MDC | Unit | Prepared | Analyzed | Dil Fac |
|---|---|---|---|---|---|---|---|---|---|---|
| Combined Radium 226 + 228 | 0.521 | U | 0.431 | 0.434 | 5.00 | 0.681 | pCi/L | | 06/12/20 08:24 | 1 |

## Client Sample ID: BA08771 MW-36H

**Date Collected: 05/13/20 10:40**
**Date Received: 05/18/20 14:15**

## Lab Sample ID: 400-188180-8

**Matrix: Water**

### Method: 9315 - Radium-226 (GFPC)

| Analyte | Result | Qualifier | Count Uncert. (2σ+/-) | Total Uncert. (2σ+/-) | RL | MDC | Unit | Prepared | Analyzed | Dil Fac |
|---|---|---|---|---|---|---|---|---|---|---|
| Radium-226 | 0.129 | U | 0.110 | 0.111 | 1.00 | 0.167 | pCi/L | 05/21/20 15:03 | 06/12/20 04:49 | 1 |

| *Carrier* | *%Yield* | *Qualifier* | *Limits* | *Prepared* | *Analyzed* | *Dil Fac* |
|---|---|---|---|---|---|---|
| *Ba Carrier* | *86.9* | | *40 - 110* | *05/21/20 15:03* | *06/12/20 04:49* | *1* |

### Method: 9320 - Radium-228 (GFPC)

| Analyte | Result | Qualifier | Count Uncert. (2σ+/-) | Total Uncert. (2σ+/-) | RL | MDC | Unit | Prepared | Analyzed | Dil Fac |
|---|---|---|---|---|---|---|---|---|---|---|
| Radium-228 | -0.355 | U | 0.312 | 0.313 | 1.00 | 0.610 | pCi/L | 05/21/20 15:30 | 06/04/20 14:58 | 1 |

| *Carrier* | *%Yield* | *Qualifier* | *Limits* | *Prepared* | *Analyzed* | *Dil Fac* |
|---|---|---|---|---|---|---|
| *Ba Carrier* | *86.9* | | *40 - 110* | *05/21/20 15:30* | *06/04/20 14:58* | *1* |
| *Y Carrier* | *81.5* | | *40 - 110* | *05/21/20 15:30* | *06/04/20 14:58* | *1* |

### Method: Ra226_Ra228 - Combined Radium-226 and Radium-228

| Analyte | Result | Qualifier | Count Uncert. (2σ+/-) | Total Uncert. (2σ+/-) | RL | MDC | Unit | Prepared | Analyzed | Dil Fac |
|---|---|---|---|---|---|---|---|---|---|---|
| Combined Radium 226 + 228 | -0.225 | U | 0.331 | 0.332 | 5.00 | 0.610 | pCi/L | | 06/12/20 08:24 | 1 |

## Client Sample ID: BA08772 MW-33HO

**Date Collected: 05/13/20 14:15**
**Date Received: 05/18/20 14:15**

## Lab Sample ID: 400-188180-9

**Matrix: Water**

### Method: 9315 - Radium-226 (GFPC)

| Analyte | Result | Qualifier | Count Uncert. (2σ+/-) | Total Uncert. (2σ+/-) | RL | MDC | Unit | Prepared | Analyzed | Dil Fac |
|---|---|---|---|---|---|---|---|---|---|---|
| **Radium-226** | **0.270** | | 0.115 | 0.118 | 1.00 | 0.105 | pCi/L | 05/21/20 15:03 | 06/12/20 04:50 | 1 |

| *Carrier* | *%Yield* | *Qualifier* | *Limits* | *Prepared* | *Analyzed* | *Dil Fac* |
|---|---|---|---|---|---|---|
| *Ba Carrier* | *88.1* | | *40 - 110* | *05/21/20 15:03* | *06/12/20 04:50* | *1* |

### Method: 9320 - Radium-228 (GFPC)

| Analyte | Result | Qualifier | Count Uncert. (2σ+/-) | Total Uncert. (2σ+/-) | RL | MDC | Unit | Prepared | Analyzed | Dil Fac |
|---|---|---|---|---|---|---|---|---|---|---|
| Radium-228 | 0.145 | U | 0.330 | 0.331 | 1.00 | 0.567 | pCi/L | 05/21/20 15:30 | 06/04/20 14:58 | 1 |

| *Carrier* | *%Yield* | *Qualifier* | *Limits* | *Prepared* | *Analyzed* | *Dil Fac* |
|---|---|---|---|---|---|---|
| *Ba Carrier* | *88.1* | | *40 - 110* | *05/21/20 15:30* | *06/04/20 14:58* | *1* |
| *Y Carrier* | *79.3* | | *40 - 110* | *05/21/20 15:30* | *06/04/20 14:58* | *1* |

### Method: Ra226_Ra228 - Combined Radium-226 and Radium-228

| Analyte | Result | Qualifier | Count Uncert. (2σ+/-) | Total Uncert. (2σ+/-) | RL | MDC | Unit | Prepared | Analyzed | Dil Fac |
|---|---|---|---|---|---|---|---|---|---|---|
| Combined Radium 226 + 228 | 0.415 | U | 0.349 | 0.351 | 5.00 | 0.567 | pCi/L | | 06/12/20 08:24 | 1 |

## Client Sample ID: BA08773 MW-30HA

**Date Collected: 05/13/20 15:35**
**Date Received: 05/18/20 14:15**

## Lab Sample ID: 400-188180-10

**Matrix: Water**

### Method: 9315 - Radium-226 (GFPC)

| Analyte | Result | Qualifier | Count Uncert. (2σ+/-) | Total Uncert. (2σ+/-) | RL | MDC | Unit | Prepared | Analyzed | Dil Fac |
|---|---|---|---|---|---|---|---|---|---|---|
| **Radium-226** | **0.214** | | 0.110 | 0.112 | 1.00 | 0.118 | pCi/L | 05/21/20 15:03 | 06/12/20 04:50 | 1 |

| *Carrier* | *%Yield* | *Qualifier* | *Limits* | *Prepared* | *Analyzed* | *Dil Fac* |
|---|---|---|---|---|---|---|
| *Ba Carrier* | *80.7* | | *40 - 110* | *05/21/20 15:03* | *06/12/20 04:50* | *1* |

### Method: 9320 - Radium-228 (GFPC)

| Analyte | Result | Qualifier | Count Uncert. (2σ+/-) | Total Uncert. (2σ+/-) | RL | MDC | Unit | Prepared | Analyzed | Dil Fac |
|---|---|---|---|---|---|---|---|---|---|---|
| Radium-228 | 0.390 | U | 0.345 | 0.347 | 1.00 | 0.554 | pCi/L | 05/21/20 15:30 | 06/04/20 14:58 | 1 |

| *Carrier* | *%Yield* | *Qualifier* | *Limits* | *Prepared* | *Analyzed* | *Dil Fac* |
|---|---|---|---|---|---|---|
| *Ba Carrier* | *80.7* | | *40 - 110* | *05/21/20 15:30* | *06/04/20 14:58* | *1* |
| *Y Carrier* | *86.7* | | *40 - 110* | *05/21/20 15:30* | *06/04/20 14:58* | *1* |

### Method: Ra226_Ra228 - Combined Radium-226 and Radium-228

| Analyte | Result | Qualifier | Count Uncert. (2σ+/-) | Total Uncert. (2σ+/-) | RL | MDC | Unit | Prepared | Analyzed | Dil Fac |
|---|---|---|---|---|---|---|---|---|---|---|
| **Combined Radium 226 + 228** | **0.604** | | 0.362 | 0.365 | 5.00 | 0.554 | pCi/L | | 06/12/20 08:24 | 1 |

## Client Sample ID: BA08774 MW-2

**Date Collected: 05/13/20 16:25**
**Date Received: 05/18/20 14:15**

## Lab Sample ID: 400-188180-11

**Matrix: Water**

### Method: 9315 - Radium-226 (GFPC)

| Analyte | Result | Qualifier | Count Uncert. (2σ+/-) | Total Uncert. (2σ+/-) | RL | MDC | Unit | Prepared | Analyzed | Dil Fac |
|---|---|---|---|---|---|---|---|---|---|---|
| Radium-226 | 0.129 | U | 0.243 | 0.243 | 1.00 | 0.432 | pCi/L | 05/21/20 17:11 | 06/16/20 22:27 | 1 |

| *Carrier* | *%Yield* | *Qualifier* | *Limits* | *Prepared* | *Analyzed* | *Dil Fac* |
|---|---|---|---|---|---|---|
| *Ba Carrier* | *84.3* | | *40 - 110* | *05/21/20 17:11* | *06/16/20 22:27* | *1* |

### Method: 9320 - Radium-228 (GFPC)

| Analyte | Result | Qualifier | Count Uncert. (2σ+/-) | Total Uncert. (2σ+/-) | RL | MDC | Unit | Prepared | Analyzed | Dil Fac |
|---|---|---|---|---|---|---|---|---|---|---|
| Radium-228 | 0.160 | U | 0.363 | 0.363 | 1.00 | 0.623 | pCi/L | 05/21/20 17:17 | 06/16/20 13:20 | 1 |

| *Carrier* | *%Yield* | *Qualifier* | *Limits* | *Prepared* | *Analyzed* | *Dil Fac* |
|---|---|---|---|---|---|---|
| *Ba Carrier* | *84.3* | | *40 - 110* | *05/21/20 17:17* | *06/16/20 13:20* | *1* |
| *Y Carrier* | *81.1* | | *40 - 110* | *05/21/20 17:17* | *06/16/20 13:20* | *1* |

### Method: Ra226_Ra228 - Combined Radium-226 and Radium-228

| Analyte | Result | Qualifier | Count Uncert. (2σ+/-) | Total Uncert. (2σ+/-) | RL | MDC | Unit | Prepared | Analyzed | Dil Fac |
|---|---|---|---|---|---|---|---|---|---|---|
| Combined Radium 226 + 228 | 0.289 | U | 0.437 | 0.437 | 5.00 | 0.623 | pCi/L | | 06/17/20 12:27 | 1 |

## Client Sample ID: BA08775 EB-2

**Date Collected: 05/13/20 17:55**
**Date Received: 05/18/20 14:15**

## Lab Sample ID: 400-188180-12

**Matrix: Water**

### Method: 9315 - Radium-226 (GFPC)

| Analyte | Result | Qualifier | Count Uncert. (2σ+/-) | Total Uncert. (2σ+/-) | RL | MDC | Unit | Prepared | Analyzed | Dil Fac |
|---|---|---|---|---|---|---|---|---|---|---|
| Radium-226 | -0.0880 | U | 0.240 | 0.241 | 1.00 | 0.517 | pCi/L | 05/21/20 17:11 | 06/16/20 22:27 | 1 |

| *Carrier* | *%Yield* | *Qualifier* | *Limits* | *Prepared* | *Analyzed* | *Dil Fac* |
|---|---|---|---|---|---|---|
| *Ba Carrier* | *83.7* | | *40 - 110* | *05/21/20 17:11* | *06/16/20 22:27* | *1* |

### Method: 9320 - Radium-228 (GFPC)

| Analyte | Result | Qualifier | Count Uncert. (2σ+/-) | Total Uncert. (2σ+/-) | RL | MDC | Unit | Prepared | Analyzed | Dil Fac |
|---|---|---|---|---|---|---|---|---|---|---|
| Radium-228 | 0.111 | U | 0.335 | 0.335 | 1.00 | 0.580 | pCi/L | 05/21/20 17:17 | 06/16/20 13:20 | 1 |

| *Carrier* | *%Yield* | *Qualifier* | *Limits* | *Prepared* | *Analyzed* | *Dil Fac* |
|---|---|---|---|---|---|---|
| *Ba Carrier* | *83.7* | | *40 - 110* | *05/21/20 17:17* | *06/16/20 13:20* | *1* |
| *Y Carrier* | *93.5* | | *40 - 110* | *05/21/20 17:17* | *06/16/20 13:20* | *1* |

### Method: Ra226_Ra228 - Combined Radium-226 and Radium-228

| Analyte | Result | Qualifier | Count Uncert. (2σ+/-) | Total Uncert. (2σ+/-) | RL | MDC | Unit | Prepared | Analyzed | Dil Fac |
|---|---|---|---|---|---|---|---|---|---|---|
| Combined Radium 226 + 228 | 0.0227 | U | 0.412 | 0.413 | 5.00 | 0.580 | pCi/L | | 06/17/20 12:27 | 1 |

# Definitions/Glossary

Client: Alabama Power General Test Laboratory
Project/Site: CCR Plant Gorgas

Job ID: 400-188180-1
SDG: Gorgas Pond Recollection 1277

## Qualifiers

### Rad

| Qualifier | Qualifier Description |
|---|---|
| U | Result is less than the sample detection limit. |

## Glossary

| Abbreviation | These commonly used abbreviations may or may not be present in this report. |
|---|---|
| ¤ | Listed under the "D" column to designate that the result is reported on a dry weight basis |
| %R | Percent Recovery |
| CFL | Contains Free Liquid |
| CFU | Colony Forming Unit |
| CNF | Contains No Free Liquid |
| DER | Duplicate Error Ratio (normalized absolute difference) |
| Dil Fac | Dilution Factor |
| DL | Detection Limit (DoD/DOE) |
| DL, RA, RE, IN | Indicates a Dilution, Re-analysis, Re-extraction, or additional Initial metals/anion analysis of the sample |
| DLC | Decision Level Concentration (Radiochemistry) |
| EDL | Estimated Detection Limit (Dioxin) |
| LOD | Limit of Detection (DoD/DOE) |
| LOQ | Limit of Quantitation (DoD/DOE) |
| MCL | EPA recommended "Maximum Contaminant Level" |
| MDA | Minimum Detectable Activity (Radiochemistry) |
| MDC | Minimum Detectable Concentration (Radiochemistry) |
| MDL | Method Detection Limit |
| ML | Minimum Level (Dioxin) |
| MPN | Most Probable Number |
| MQL | Method Quantitation Limit |
| NC | Not Calculated |
| ND | Not Detected at the reporting limit (or MDL or EDL if shown) |
| NEG | Negative / Absent |
| POS | Positive / Present |
| PQL | Practical Quantitation Limit |
| PRES | Presumptive |
| QC | Quality Control |
| RER | Relative Error Ratio (Radiochemistry) |
| RL | Reporting Limit or Requested Limit (Radiochemistry) |
| RPD | Relative Percent Difference, a measure of the relative difference between two points |
| TEF | Toxicity Equivalent Factor (Dioxin) |
| TEQ | Toxicity Equivalent Quotient (Dioxin) |
| TNTC | Too Numerous To Count |

# Lab Chronicle

Client: Alabama Power General Test Laboratory
Project/Site: CCR Plant Gorgas

Job ID: 400-188180-1
SDG: Gorgas Pond Recollection 1277

## Client Sample ID: BA08764 EB-1
**Date Collected: 05/12/20 09:15**
**Date Received: 05/18/20 14:15**

## Lab Sample ID: 400-188180-1
**Matrix: Water**

| Prep Type | Batch Type | Batch Method | Run | Dilution Factor | Batch Number | Prepared or Analyzed | Analyst | Lab |
|---|---|---|---|---|---|---|---|---|
| Total/NA | Prep | PrecSep-21 | | | 471105 | 05/21/20 15:03 | MNH | TAL SL |
| Total/NA | Analysis | 9315 | | 1 | 473204 | 06/12/20 04:42 | KLS | TAL SL |
| Total/NA | Prep | PrecSep_0 | | | 471106 | 05/21/20 15:30 | MNH | TAL SL |
| Total/NA | Analysis | 9320 | | 1 | 471995 | 06/04/20 15:02 | AJD | TAL SL |
| Total/NA | Analysis | Ra226_Ra228 | | 1 | 473223 | 06/12/20 08:24 | SMP | TAL SL |

## Client Sample ID: BA08765 MW-28H
**Date Collected: 05/12/20 10:50**
**Date Received: 05/18/20 14:15**

## Lab Sample ID: 400-188180-2
**Matrix: Water**

| Prep Type | Batch Type | Batch Method | Run | Dilution Factor | Batch Number | Prepared or Analyzed | Analyst | Lab |
|---|---|---|---|---|---|---|---|---|
| Total/NA | Prep | PrecSep-21 | | | 471105 | 05/21/20 15:03 | MNH | TAL SL |
| Total/NA | Analysis | 9315 | | 1 | 473203 | 06/12/20 04:49 | KLS | TAL SL |
| Total/NA | Prep | PrecSep_0 | | | 471106 | 05/21/20 15:30 | MNH | TAL SL |
| Total/NA | Analysis | 9320 | | 1 | 471995 | 06/04/20 15:02 | AJD | TAL SL |
| Total/NA | Analysis | Ra226_Ra228 | | 1 | 473223 | 06/12/20 08:24 | SMP | TAL SL |

## Client Sample ID: BA08766 MW-17
**Date Collected: 05/12/20 12:12**
**Date Received: 05/18/20 14:15**

## Lab Sample ID: 400-188180-3
**Matrix: Water**

| Prep Type | Batch Type | Batch Method | Run | Dilution Factor | Batch Number | Prepared or Analyzed | Analyst | Lab |
|---|---|---|---|---|---|---|---|---|
| Total/NA | Prep | PrecSep-21 | | | 471105 | 05/21/20 15:03 | MNH | TAL SL |
| Total/NA | Analysis | 9315 | | 1 | 473203 | 06/12/20 04:49 | KLS | TAL SL |
| Total/NA | Prep | PrecSep_0 | | | 471106 | 05/21/20 15:30 | MNH | TAL SL |
| Total/NA | Analysis | 9320 | | 1 | 471995 | 06/04/20 15:02 | AJD | TAL SL |
| Total/NA | Analysis | Ra226_Ra228 | | 1 | 473223 | 06/12/20 08:24 | SMP | TAL SL |

## Client Sample ID: BA08767 MW-34HO
**Date Collected: 05/12/20 13:46**
**Date Received: 05/18/20 14:15**

## Lab Sample ID: 400-188180-4
**Matrix: Water**

| Prep Type | Batch Type | Batch Method | Run | Dilution Factor | Batch Number | Prepared or Analyzed | Analyst | Lab |
|---|---|---|---|---|---|---|---|---|
| Total/NA | Prep | PrecSep-21 | | | 471105 | 05/21/20 15:03 | MNH | TAL SL |
| Total/NA | Analysis | 9315 | | 1 | 473203 | 06/12/20 04:49 | KLS | TAL SL |
| Total/NA | Prep | PrecSep_0 | | | 471106 | 05/21/20 15:30 | MNH | TAL SL |
| Total/NA | Analysis | 9320 | | 1 | 471995 | 06/04/20 15:02 | AJD | TAL SL |
| Total/NA | Analysis | Ra226_Ra228 | | 1 | 473223 | 06/12/20 08:24 | SMP | TAL SL |

# Lab Chronicle

Client: Alabama Power General Test Laboratory
Project/Site: CCR Plant Gorgas

Job ID: 400-188180-1
SDG: Gorgas Pond Recollection 1277

## Client Sample ID: BA08768 MW-34HO DUP

**Lab Sample ID: 400-188180-5**
**Date Collected: 05/12/20 13:46**
**Matrix: Water**
**Date Received: 05/18/20 14:15**

| Prep Type | Batch Type | Batch Method | Run | Dilution Factor | Batch Number | Prepared or Analyzed | Analyst | Lab |
|---|---|---|---|---|---|---|---|---|
| Total/NA | Prep | PrecSep-21 | | | 471105 | 05/21/20 15:03 | MNH | TAL SL |
| Total/NA | Analysis | 9315 | | 1 | 473203 | 06/12/20 04:49 | KLS | TAL SL |
| Total/NA | Prep | PrecSep_0 | | | 471106 | 05/21/20 15:30 | MNH | TAL SL |
| Total/NA | Analysis | 9320 | | 1 | 471995 | 06/04/20 15:02 | AJD | TAL SL |
| Total/NA | Analysis | Ra226_Ra228 | | 1 | 473223 | 06/12/20 08:24 | SMP | TAL SL |

## Client Sample ID: BA08769 MW-35HO

**Lab Sample ID: 400-188180-6**
**Date Collected: 05/12/20 15:52**
**Matrix: Water**
**Date Received: 05/18/20 14:15**

| Prep Type | Batch Type | Batch Method | Run | Dilution Factor | Batch Number | Prepared or Analyzed | Analyst | Lab |
|---|---|---|---|---|---|---|---|---|
| Total/NA | Prep | PrecSep-21 | | | 471105 | 05/21/20 15:03 | MNH | TAL SL |
| Total/NA | Analysis | 9315 | | 1 | 473203 | 06/12/20 04:49 | KLS | TAL SL |
| Total/NA | Prep | PrecSep_0 | | | 471106 | 05/21/20 15:30 | MNH | TAL SL |
| Total/NA | Analysis | 9320 | | 1 | 471995 | 06/04/20 15:02 | AJD | TAL SL |
| Total/NA | Analysis | Ra226_Ra228 | | 1 | 473223 | 06/12/20 08:24 | SMP | TAL SL |

## Client Sample ID: BA08770 FB-1

**Lab Sample ID: 400-188180-7**
**Date Collected: 05/13/20 09:10**
**Matrix: Water**
**Date Received: 05/18/20 14:15**

| Prep Type | Batch Type | Batch Method | Run | Dilution Factor | Batch Number | Prepared or Analyzed | Analyst | Lab |
|---|---|---|---|---|---|---|---|---|
| Total/NA | Prep | PrecSep-21 | | | 471105 | 05/21/20 15:03 | MNH | TAL SL |
| Total/NA | Analysis | 9315 | | 1 | 473203 | 06/12/20 04:49 | KLS | TAL SL |
| Total/NA | Prep | PrecSep_0 | | | 471106 | 05/21/20 15:30 | MNH | TAL SL |
| Total/NA | Analysis | 9320 | | 1 | 472403 | 06/04/20 14:58 | CJQ | TAL SL |
| Total/NA | Analysis | Ra226_Ra228 | | 1 | 473223 | 06/12/20 08:24 | SMP | TAL SL |

## Client Sample ID: BA08771 MW-36H

**Lab Sample ID: 400-188180-8**
**Date Collected: 05/13/20 10:40**
**Matrix: Water**
**Date Received: 05/18/20 14:15**

| Prep Type | Batch Type | Batch Method | Run | Dilution Factor | Batch Number | Prepared or Analyzed | Analyst | Lab |
|---|---|---|---|---|---|---|---|---|
| Total/NA | Prep | PrecSep-21 | | | 471105 | 05/21/20 15:03 | MNH | TAL SL |
| Total/NA | Analysis | 9315 | | 1 | 473203 | 06/12/20 04:49 | KLS | TAL SL |
| Total/NA | Prep | PrecSep_0 | | | 471106 | 05/21/20 15:30 | MNH | TAL SL |
| Total/NA | Analysis | 9320 | | 1 | 472403 | 06/04/20 14:58 | CJQ | TAL SL |
| Total/NA | Analysis | Ra226_Ra228 | | 1 | 473223 | 06/12/20 08:24 | SMP | TAL SL |

# Lab Chronicle

Client: Alabama Power General Test Laboratory
Project/Site: CCR Plant Gorgas

Job ID: 400-188180-1
SDG: Gorgas Pond Recollection 1277

## Client Sample ID: BA08772 MW-33HO

**Lab Sample ID: 400-188180-9**
**Date Collected: 05/13/20 14:15**
**Matrix: Water**
**Date Received: 05/18/20 14:15**

| Prep Type | Batch Type | Batch Method | Run | Dilution Factor | Batch Number | Prepared or Analyzed | Analyst | Lab |
|---|---|---|---|---|---|---|---|---|
| Total/NA | Prep | PrecSep-21 | | | 471105 | 05/21/20 15:03 | MNH | TAL SL |
| Total/NA | Analysis | 9315 | | 1 | 473203 | 06/12/20 04:50 | KLS | TAL SL |
| Total/NA | Prep | PrecSep_0 | | | 471106 | 05/21/20 15:30 | MNH | TAL SL |
| Total/NA | Analysis | 9320 | | 1 | 472403 | 06/04/20 14:58 | CJQ | TAL SL |
| Total/NA | Analysis | Ra226_Ra228 | | 1 | 473223 | 06/12/20 08:24 | SMP | TAL SL |

## Client Sample ID: BA08773 MW-30HA

**Lab Sample ID: 400-188180-10**
**Date Collected: 05/13/20 15:35**
**Matrix: Water**
**Date Received: 05/18/20 14:15**

| Prep Type | Batch Type | Batch Method | Run | Dilution Factor | Batch Number | Prepared or Analyzed | Analyst | Lab |
|---|---|---|---|---|---|---|---|---|
| Total/NA | Prep | PrecSep-21 | | | 471105 | 05/21/20 15:03 | MNH | TAL SL |
| Total/NA | Analysis | 9315 | | 1 | 473203 | 06/12/20 04:50 | KLS | TAL SL |
| Total/NA | Prep | PrecSep_0 | | | 471106 | 05/21/20 15:30 | MNH | TAL SL |
| Total/NA | Analysis | 9320 | | 1 | 472403 | 06/04/20 14:58 | CJQ | TAL SL |
| Total/NA | Analysis | Ra226_Ra228 | | 1 | 473223 | 06/12/20 08:24 | SMP | TAL SL |

## Client Sample ID: BA08774 MW-2

**Lab Sample ID: 400-188180-11**
**Date Collected: 05/13/20 16:25**
**Matrix: Water**
**Date Received: 05/18/20 14:15**

| Prep Type | Batch Type | Batch Method | Run | Dilution Factor | Batch Number | Prepared or Analyzed | Analyst | Lab |
|---|---|---|---|---|---|---|---|---|
| Total/NA | Prep | PrecSep-21 | | | 471108 | 05/21/20 17:11 | MNH | TAL SL |
| Total/NA | Analysis | 9315 | | 1 | 473663 | 06/16/20 22:27 | AJD | TAL SL |
| Total/NA | Prep | PrecSep_0 | | | 471109 | 05/21/20 17:17 | MNH | TAL SL |
| Total/NA | Analysis | 9320 | | 1 | 473661 | 06/16/20 13:20 | RJD | TAL SL |
| Total/NA | Analysis | Ra226_Ra228 | | 1 | 473707 | 06/17/20 12:27 | SMP | TAL SL |

## Client Sample ID: BA08775 EB-2

**Lab Sample ID: 400-188180-12**
**Date Collected: 05/13/20 17:55**
**Matrix: Water**
**Date Received: 05/18/20 14:15**

| Prep Type | Batch Type | Batch Method | Run | Dilution Factor | Batch Number | Prepared or Analyzed | Analyst | Lab |
|---|---|---|---|---|---|---|---|---|
| Total/NA | Prep | PrecSep-21 | | | 471108 | 05/21/20 17:11 | MNH | TAL SL |
| Total/NA | Analysis | 9315 | | 1 | 473663 | 06/16/20 22:27 | AJD | TAL SL |
| Total/NA | Prep | PrecSep_0 | | | 471109 | 05/21/20 17:17 | MNH | TAL SL |
| Total/NA | Analysis | 9320 | | 1 | 473661 | 06/16/20 13:20 | RJD | TAL SL |
| Total/NA | Analysis | Ra226_Ra228 | | 1 | 473707 | 06/17/20 12:27 | SMP | TAL SL |

**Laboratory References:**

TAL SL = Eurofins TestAmerica, St. Louis, 13715 Rider Trail North, Earth City, MO 63045, TEL (314)298-8566

## Rad

### Prep Batch: 471105

| Lab Sample ID | Client Sample ID | Prep Type | Matrix | Method | Prep Batch |
|---|---|---|---|---|---|
| 400-188180-1 | BA08764 EB-1 | Total/NA | Water | PrecSep-21 | |
| 400-188180-2 | BA08765 MW-28H | Total/NA | Water | PrecSep-21 | |
| 400-188180-3 | BA08766 MW-17 | Total/NA | Water | PrecSep-21 | |
| 400-188180-4 | BA08767 MW-34HO | Total/NA | Water | PrecSep-21 | |
| 400-188180-5 | BA08768 MW-34HO DUP | Total/NA | Water | PrecSep-21 | |
| 400-188180-6 | BA08769 MW-35HO | Total/NA | Water | PrecSep-21 | |
| 400-188180-7 | BA08770 FB-1 | Total/NA | Water | PrecSep-21 | |
| 400-188180-8 | BA08771 MW-36H | Total/NA | Water | PrecSep-21 | |
| 400-188180-9 | BA08772 MW-33HO | Total/NA | Water | PrecSep-21 | |
| 400-188180-10 | BA08773 MW-30HA | Total/NA | Water | PrecSep-21 | |
| MB 160-471105/22-A | Method Blank | Total/NA | Water | PrecSep-21 | |
| LCS 160-471105/1-A | Lab Control Sample | Total/NA | Water | PrecSep-21 | |
| 400-188180-8 MS | BA08771 MW-36H | Total/NA | Water | PrecSep-21 | |
| 400-188180-8 MSD | BA08771 MW-36H | Total/NA | Water | PrecSep-21 | |

### Prep Batch: 471106

| Lab Sample ID | Client Sample ID | Prep Type | Matrix | Method | Prep Batch |
|---|---|---|---|---|---|
| 400-188180-1 | BA08764 EB-1 | Total/NA | Water | PrecSep_0 | |
| 400-188180-2 | BA08765 MW-28H | Total/NA | Water | PrecSep_0 | |
| 400-188180-3 | BA08766 MW-17 | Total/NA | Water | PrecSep_0 | |
| 400-188180-4 | BA08767 MW-34HO | Total/NA | Water | PrecSep_0 | |
| 400-188180-5 | BA08768 MW-34HO DUP | Total/NA | Water | PrecSep_0 | |
| 400-188180-6 | BA08769 MW-35HO | Total/NA | Water | PrecSep_0 | |
| 400-188180-7 | BA08770 FB-1 | Total/NA | Water | PrecSep_0 | |
| 400-188180-8 | BA08771 MW-36H | Total/NA | Water | PrecSep_0 | |
| 400-188180-9 | BA08772 MW-33HO | Total/NA | Water | PrecSep_0 | |
| 400-188180-10 | BA08773 MW-30HA | Total/NA | Water | PrecSep_0 | |
| MB 160-471106/22-A | Method Blank | Total/NA | Water | PrecSep_0 | |
| LCS 160-471106/1-A | Lab Control Sample | Total/NA | Water | PrecSep_0 | |
| 400-188180-8 MS | BA08771 MW-36H | Total/NA | Water | PrecSep_0 | |
| 400-188180-8 MSD | BA08771 MW-36H | Total/NA | Water | PrecSep_0 | |

### Prep Batch: 471108

| Lab Sample ID | Client Sample ID | Prep Type | Matrix | Method | Prep Batch |
|---|---|---|---|---|---|
| 400-188180-11 | BA08774 MW-2 | Total/NA | Water | PrecSep-21 | |
| 400-188180-12 | BA08775 EB-2 | Total/NA | Water | PrecSep-21 | |
| MB 160-471108/7-A | Method Blank | Total/NA | Water | PrecSep-21 | |
| LCS 160-471108/1-A | Lab Control Sample | Total/NA | Water | PrecSep-21 | |
| 160-38105-E-1-A DU | Duplicate | Total/NA | Water | PrecSep-21 | |

### Prep Batch: 471109

| Lab Sample ID | Client Sample ID | Prep Type | Matrix | Method | Prep Batch |
|---|---|---|---|---|---|
| 400-188180-11 | BA08774 MW-2 | Total/NA | Water | PrecSep_0 | |
| 400-188180-12 | BA08775 EB-2 | Total/NA | Water | PrecSep_0 | |
| MB 160-471109/7-A | Method Blank | Total/NA | Water | PrecSep_0 | |
| LCS 160-471109/1-A | Lab Control Sample | Total/NA | Water | PrecSep_0 | |
| 160-38105-E-1-B DU | Duplicate | Total/NA | Water | PrecSep_0 | |

## Method: 9315 - Radium-226 (GFPC)

**Lab Sample ID: MB 160-471105/22-A**
**Matrix: Water**
**Analysis Batch: 473203**

**Client Sample ID: Method Blank**
**Prep Type: Total/NA**
**Prep Batch: 471105**

| Analyte | MB Result | MB Qualifier | Count Uncert. (2σ+/-) | Total Uncert. (2σ+/-) | RL | MDC | Unit | Prepared | Analyzed | Dil Fac |
|---|---|---|---|---|---|---|---|---|---|---|
| Radium-226 | 0.08984 | U | 0.0816 | 0.0820 | 1.00 | 0.119 | pCi/L | 05/21/20 15:03 | 06/12/20 04:50 | 1 |

| *Carrier* | *MB %Yield* | *MB Qualifier* | *Limits* | *Prepared* | *Analyzed* | *Dil Fac* |
|---|---|---|---|---|---|---|
| *Ba Carrier* | *84.9* | | *40 - 110* | *05/21/20 15:03* | *06/12/20 04:50* | *1* |

**Lab Sample ID: LCS 160-471105/1-A**
**Matrix: Water**
**Analysis Batch: 473204**

**Client Sample ID: Lab Control Sample**
**Prep Type: Total/NA**
**Prep Batch: 471105**

| Analyte | | | Spike Added | LCS Result | LCS Qual | Total Uncert. (2σ+/-) | RL | MDC | Unit | %Rec | %Rec. Limits | | |
|---|---|---|---|---|---|---|---|---|---|---|---|---|---|
| Radium-226 | | | 15.1 | 13.83 | | 1.49 | 1.00 | 0.173 | pCi/L | 91 | 75 - 125 | | |

| *Carrier* | *LCS %Yield* | *LCS Qualifier* | *Limits* |
|---|---|---|---|
| *Ba Carrier* | *77.2* | | *40 - 110* |

**Lab Sample ID: 400-188180-8 MS**
**Matrix: Water**
**Analysis Batch: 473203**

**Client Sample ID: BA08771 MW-36H**
**Prep Type: Total/NA**
**Prep Batch: 471105**

| Analyte | Sample Result | Sample Qual | Spike Added | MS Result | MS Qual | Total Uncert. (2σ+/-) | RL | MDC | Unit | %Rec | %Rec. Limits | | |
|---|---|---|---|---|---|---|---|---|---|---|---|---|---|
| Radium-226 | 0.129 | U | 15.1 | 13.11 | | 1.39 | 1.00 | 0.121 | pCi/L | 86 | 75 - 138 | | |

| *Carrier* | *MS %Yield* | *MS Qualifier* | *Limits* |
|---|---|---|---|
| *Ba Carrier* | *86.9* | | *40 - 110* |

**Lab Sample ID: 400-188180-8 MSD**
**Matrix: Water**
**Analysis Batch: 473203**

**Client Sample ID: BA08771 MW-36H**
**Prep Type: Total/NA**
**Prep Batch: 471105**

| Analyte | Sample Result | Sample Qual | Spike Added | MSD Result | MSD Qual | Total Uncert. (2σ+/-) | RL | MDC | Unit | %Rec | %Rec. Limits | RER | RER Limit |
|---|---|---|---|---|---|---|---|---|---|---|---|---|---|
| Radium-226 | 0.129 | U | 15.1 | 12.97 | | 1.37 | 1.00 | 0.104 | pCi/L | 85 | 75 - 138 | 0.05 | 1 |

| *Carrier* | *MSD %Yield* | *MSD Qualifier* | *Limits* |
|---|---|---|---|
| *Ba Carrier* | *88.4* | | *40 - 110* |

**Lab Sample ID: MB 160-471108/7-A**
**Matrix: Water**
**Analysis Batch: 473663**

**Client Sample ID: Method Blank**
**Prep Type: Total/NA**
**Prep Batch: 471108**

| Analyte | MB Result | MB Qualifier | Count Uncert. (2σ+/-) | Total Uncert. (2σ+/-) | RL | MDC | Unit | Prepared | Analyzed | Dil Fac |
|---|---|---|---|---|---|---|---|---|---|---|
| Radium-226 | -0.02185 | U | 0.130 | 0.130 | 1.00 | 0.292 | pCi/L | 05/21/20 17:11 | 06/16/20 22:28 | 1 |

## Method: 9315 - Radium-226 (GFPC) (Continued)

**Lab Sample ID: MB 160-471108/7-A**
**Matrix: Water**
**Analysis Batch: 473663**

**Client Sample ID: Method Blank**
**Prep Type: Total/NA**
**Prep Batch: 471108**

| Carrier | MB %Yield | MB Qualifier | Limits | Prepared | Analyzed | Dil Fac |
|---|---|---|---|---|---|---|
| Ba Carrier | 91.7 | | 40 - 110 | 05/21/20 17:11 | 06/16/20 22:28 | 1 |

**Lab Sample ID: LCS 160-471108/1-A**
**Matrix: Water**
**Analysis Batch: 473663**

**Client Sample ID: Lab Control Sample**
**Prep Type: Total/NA**
**Prep Batch: 471108**

| Analyte | | | Spike Added | LCS Result | LCS Qual | Total Uncert. (2σ+/-) | RL | MDC | Unit | %Rec | %Rec. Limits | | |
|---|---|---|---|---|---|---|---|---|---|---|---|---|---|
| Radium-226 | | | 11.3 | 10.39 | | 1.32 | 1.00 | 0.301 | pCi/L | 92 | 75 - 125 | | |

| Carrier | LCS %Yield | LCS Qualifier | Limits |
|---|---|---|---|
| Ba Carrier | 91.1 | | 40 - 110 |

**Lab Sample ID: 160-38105-E-1-A DU**
**Matrix: Water**
**Analysis Batch: 473663**

**Client Sample ID: Duplicate**
**Prep Type: Total/NA**
**Prep Batch: 471108**

| Analyte | Sample Result | Sample Qual | | DU Result | DU Qual | Total Uncert. (2σ+/-) | RL | MDC | Unit | | | RER | RER Limit |
|---|---|---|---|---|---|---|---|---|---|---|---|---|---|
| Radium-226 | 0.286 | U | | 0.4467 | | 0.266 | 1.00 | 0.343 | pCi/L | | | 0.30 | 1 |

| Carrier | DU %Yield | DU Qualifier | Limits |
|---|---|---|---|
| Ba Carrier | 74.8 | | 40 - 110 |

## Method: 9320 - Radium-228 (GFPC)

**Lab Sample ID: MB 160-471106/22-A**
**Matrix: Water**
**Analysis Batch: 472403**

**Client Sample ID: Method Blank**
**Prep Type: Total/NA**
**Prep Batch: 471106**

| Analyte | MB Result | MB Qualifier | Count Uncert. (2σ+/-) | Total Uncert. (2σ+/-) | RL | MDC | Unit | Prepared | Analyzed | Dil Fac |
|---|---|---|---|---|---|---|---|---|---|---|
| Radium-228 | -0.002976 | U | 0.348 | 0.348 | 1.00 | 0.618 | pCi/L | 05/21/20 15:30 | 06/04/20 14:58 | 1 |

| Carrier | MB %Yield | MB Qualifier | Limits | Prepared | Analyzed | Dil Fac |
|---|---|---|---|---|---|---|
| Ba Carrier | 84.9 | | 40 - 110 | 05/21/20 15:30 | 06/04/20 14:58 | 1 |
| Y Carrier | 86.4 | | 40 - 110 | 05/21/20 15:30 | 06/04/20 14:58 | 1 |

**Lab Sample ID: LCS 160-471106/1-A**
**Matrix: Water**
**Analysis Batch: 471995**

**Client Sample ID: Lab Control Sample**
**Prep Type: Total/NA**
**Prep Batch: 471106**

| Analyte | | | Spike Added | LCS Result | LCS Qual | Total Uncert. (2σ+/-) | RL | MDC | Unit | %Rec | %Rec. Limits | | |
|---|---|---|---|---|---|---|---|---|---|---|---|---|---|
| Radium-228 | | | 11.7 | 13.32 | | 1.63 | 1.00 | 0.709 | pCi/L | 114 | 75 - 125 | | |

## Method: 9320 - Radium-228 (GFPC) (Continued)

**Lab Sample ID: LCS 160-471106/1-A**
**Matrix: Water**
**Analysis Batch: 471995**

**Client Sample ID: Lab Control Sample**
**Prep Type: Total/NA**
**Prep Batch: 471106**

| Carrier | LCS %Yield | LCS Qualifier | Limits |
|---|---|---|---|
| Ba Carrier | 77.2 | | 40 - 110 |
| Y Carrier | 71.8 | | 40 - 110 |

**Lab Sample ID: 400-188180-8 MS**
**Matrix: Water**
**Analysis Batch: 472403**

**Client Sample ID: BA08771 MW-36H**
**Prep Type: Total/NA**
**Prep Batch: 471106**

| Analyte | Sample Result | Sample Qual | Spike Added | MS Result | MS Qual | Total Uncert. (2σ+/-) | RL | MDC | Unit | %Rec | %Rec. Limits | | |
|---|---|---|---|---|---|---|---|---|---|---|---|---|---|
| Radium-228 | -0.355 | U | 11.7 | 11.97 | | 1.43 | 1.00 | 0.653 | pCi/L | 102 | 45 - 150 | | |

| Carrier | MS %Yield | MS Qualifier | Limits |
|---|---|---|---|
| Ba Carrier | 86.9 | | 40 - 110 |
| Y Carrier | 82.2 | | 40 - 110 |

**Lab Sample ID: 400-188180-8 MSD**
**Matrix: Water**
**Analysis Batch: 472403**

**Client Sample ID: BA08771 MW-36H**
**Prep Type: Total/NA**
**Prep Batch: 471106**

| Analyte | Sample Result | Sample Qual | Spike Added | MSD Result | MSD Qual | Total Uncert. (2σ+/-) | RL | MDC | Unit | %Rec | %Rec. Limits | RER | RER Limit |
|---|---|---|---|---|---|---|---|---|---|---|---|---|---|
| Radium-228 | -0.355 | U | 11.7 | 12.10 | | 1.43 | 1.00 | 0.628 | pCi/L | 103 | 45 - 150 | 0.04 | 1 |

| Carrier | MSD %Yield | MSD Qualifier | Limits |
|---|---|---|---|
| Ba Carrier | 88.4 | | 40 - 110 |
| Y Carrier | 83.0 | | 40 - 110 |

**Lab Sample ID: MB 160-471109/7-A**
**Matrix: Water**
**Analysis Batch: 473662**

**Client Sample ID: Method Blank**
**Prep Type: Total/NA**
**Prep Batch: 471109**

| Analyte | MB Result | MB Qualifier | Count Uncert. (2σ+/-) | Total Uncert. (2σ+/-) | RL | MDC | Unit | Prepared | Analyzed | Dil Fac |
|---|---|---|---|---|---|---|---|---|---|---|
| Radium-228 | 0.1913 | U | 0.220 | 0.221 | 1.00 | 0.362 | pCi/L | 05/21/20 17:17 | 06/16/20 13:23 | 1 |

| Carrier | MB %Yield | MB Qualifier | Limits | Prepared | Analyzed | Dil Fac |
|---|---|---|---|---|---|---|
| Ba Carrier | 91.7 | | 40 - 110 | 05/21/20 17:17 | 06/16/20 13:23 | 1 |
| Y Carrier | 84.9 | | 40 - 110 | 05/21/20 17:17 | 06/16/20 13:23 | 1 |

**Lab Sample ID: LCS 160-471109/1-A**
**Matrix: Water**
**Analysis Batch: 473661**

**Client Sample ID: Lab Control Sample**
**Prep Type: Total/NA**
**Prep Batch: 471109**

| Analyte | | | Spike Added | LCS Result | LCS Qual | Total Uncert. (2σ+/-) | RL | MDC | Unit | %Rec | %Rec. Limits | | |
|---|---|---|---|---|---|---|---|---|---|---|---|---|---|
| Radium-228 | | | 8.75 | 8.915 | | 1.08 | 1.00 | 0.457 | pCi/L | 102 | 75 - 125 | | |

## Method: 9320 - Radium-228 (GFPC) (Continued)

**Lab Sample ID: LCS 160-471109/1-A**
**Matrix: Water**
**Analysis Batch: 473661**

**Client Sample ID: Lab Control Sample**
**Prep Type: Total/NA**
**Prep Batch: 471109**

| Carrier | LCS %Yield | LCS Qualifier | Limits |
|---|---|---|---|
| Ba Carrier | 91.1 | | 40 - 110 |
| Y Carrier | 80.7 | | 40 - 110 |

**Lab Sample ID: 160-38105-E-1-B DU**
**Matrix: Water**
**Analysis Batch: 473662**

**Client Sample ID: Duplicate**
**Prep Type: Total/NA**
**Prep Batch: 471109**

| Analyte | Sample Result | Sample Qual | | DU Result | DU Qual | Total Uncert. (2σ+/-) | RL | MDC | Unit | | | RER | RER Limit |
|---|---|---|---|---|---|---|---|---|---|---|---|---|---|
| Radium-228 | 0.538 | | | 0.2303 | U | 0.254 | 1.00 | 0.415 | pCi/L | | | 0.53 | 1 |

| Carrier | DU %Yield | DU Qualifier | Limits |
|---|---|---|---|
| Ba Carrier | 74.8 | | 40 - 110 |
| Y Carrier | 84.5 | | 40 - 110 |

**TestAmerica Pensacola**
3355 McLemore Drive
Pensacola, FL 32514
Phone (850) 474-1001 Fax (850) 478-2671

# Chain of Custody Record

TestAmerica
THE LEADER IN ENVIRONMENTAL TESTING

| Client Information (Sub Contract Lab) | Sampler: Anthony Goggins | Lab PM: Whitmire, Cheyenne R | Carrier Tracking No(s): | COC No: 400-56525-24537.1 |
|---|---|---|---|---|
| Client Contact: Laura Midkif | Phone: | E-Mail: cheyenne.whitmire@testamericainc.com | State of Origin: Alabama | Page: Page 1 of 1 |
| Company: Alabama Power General Test Laboratory | | Accreditations Required (See note): | | Job #: |
| Address: 744 County Rd 87 GSC#8 | Due Date Requested: | | | |
| City: Calera | TAT Requested (days): Routine | | | |
| State, Zip: AL, 35040 | | | | |
| Phone: 205-664-6197 | PO #: | | | |
| Email: lbmidkif@southernco.com | WO #: | | | |
| Project Name: CCR | Project #: 40007143 | | | |
| Site: Gorgas Ash Pond Recollection 1277 | SSOW#: | | | |

**Analysis Requested**

**Preservation Codes:**
A - HCL, B - NaOH, C - Zn Acetate, D - Nitric Acid, E - NaHSO4, F - MeOH, G - Amchlor, H - Ascorbic Acid, I - Ice, J - DI Water, K - EDTA, L - EDA, M - Hexane, N - None, O - AsNaO2, P - Na2O4S, Q - Na2SO3, R - Na2S2O3, S - H2SO4, T - TSP Dodecahydrate, U - Acetone, V - MCAA, W - pH 4-5, Z - other (specify)
Other:

400-188180 COC

| Sample Identification - Client ID (Lab ID) | Sample Date | Sample Time | Sample Type (C=comp, G=grab) | Matrix (W=water, S=solid, O=waste/oil, BT=Tissue, A=Air) | Field Filtered Sample (Yes or No) | Perform MS/MSD (Yes or No) | SM 4500 F_C | SM 4500 CL_E | SM 4500 SO4_E | 9315_Ra226, 9320_Ra228, Ra226/Ra228_GFPC | Total Number of containers | Special Instructions/Note: |
|---|---|---|---|---|---|---|---|---|---|---|---|---|
| | | | Preservation Code: | | | | | | | | | |
| BA08764 | 5/12/20 | 09:15 | G | Water | | | | | | X | 1 | EB-1 (Equipment Blank) |
| BA08765 | 5/12/20 | 10:50 | G | Water | | | | | | X | 1 | MW-28H |
| BA08766 | 5/12/20 | 12:12 | G | Water | | | | | | X | 1 | MW-17 |
| BA08767 | 5/12/20 | 13:46 | G | Water | | | | | | X | 1 | MW-34HO |
| BA08768 | 5/12/20 | 13:46 | G | Water | | | | | | X | 1 | MW-34HO DUP (Sample Duplicate) |
| BA08769 | 5/12/20 | 15:52 | G | Water | | | | | | X | 1 | MW-35HO |
| BA08770 | 5/13/20 | 09:10 | G | Water | | | | | | X | 1 | FB-1 (Field Blank) |
| BA08771 | 5/13/20 | 10:40 | G | Water | | X | | | | X | 3 | MW-36H |
| BA08772 | 5/13/20 | 14:15 | G | Water | | | | | | X | 1 | MW-33HO |
| BA08773 | 5/13/20 | 15:35 | G | Water | | | | | | X | 1 | MW-30HA |
| BA08774 | 5/13/20 | 16:25 | G | Water | | | | | | X | 1 | MW-2 |
| BA08775 | 5/13/20 | 17:55 | G | Water | | | | | | X | 1 | EB-2 (Equipment Blank) |

Note: Since laboratory accreditations are subject to change, TestAmerica Laboratories, Inc. places the ownership of method, analyte & accreditation compliance upon out subcontract laboratories. This sample shipment is forwarded under chain-of-custody. If the laboratory does not currently maintain accreditation in the State of Origin listed above for analysis/tests/matrix being analyzed, the samples must be shipped back to the TestAmerica laboratory or other instructions will be provided. Any changes to accreditation status should be brought to TestAmerica Laboratories, Inc. attention immediately. If all requested accreditations are current to date, return the signed Chain of Custody attesting to said compliance to TestAmerica Laboratories, Inc.

| Possible Hazard Identification: Unconfirmed | Sample Disposal ( A fee may be assessed if samples are retained longer than 1 month): ☐ Return To Client ☐ Disposal By Lab ☐ Archive For _____ Months |
|---|---|
| Deliverable Requested: I, II, III, IV, Other (specify) | 43599 Special Instructions/QC Requirements: |

| Empty Kit Relinquished by: | Date: | Time: | Method of Shipment: | | |
|---|---|---|---|---|---|
| Relinquished by: Laura Midkiff | Date/Time: 5/15/2020 10:00 | Water APC | Received by: | Date/Time: | Company |
| Relinquished by: | Date/Time: | Company | Received by: | Date/Time: | Company |
| Relinquished by: | Date/Time: | Company | Received by: | Date/Time: 5-18-20 14:15 | Company |
| Custody Seals Intact: | Custody Seal No.: | | Cooler Temperature(s) °C and Other Remarks: | | |

Ver: 09/20/2016

25.7 C IR

# Login Sample Receipt Checklist

Client: Alabama Power General Test Laboratory

Job Number: 400-188180-1
SDG Number: Gorgas Pond Recollection 1277

**Login Number: 188180**
**List Number: 1**
**Creator: Perez, Trina M**

**List Source: Eurofins TestAmerica, Pensacola**

| Question | Answer | Comment |
|---|---|---|
| Radioactivity wasn't checked or is </= background as measured by a survey meter. | N/A | |
| The cooler's custody seal, if present, is intact. | True | |
| Sample custody seals, if present, are intact. | N/A | |
| The cooler or samples do not appear to have been compromised or tampered with. | True | |
| Samples were received on ice. | N/A | |
| Cooler Temperature is acceptable. | True | |
| Cooler Temperature is recorded. | True | 25.7°C IR-7 |
| COC is present. | True | |
| COC is filled out in ink and legible. | True | |
| COC is filled out with all pertinent information. | True | |
| Is the Field Sampler's name present on COC? | True | |
| There are no discrepancies between the containers received and the COC. | True | |
| Samples are received within Holding Time (excluding tests with immediate HTs) | True | |
| Sample containers have legible labels. | True | |
| Containers are not broken or leaking. | True | |
| Sample collection date/times are provided. | True | |
| Appropriate sample containers are used. | True | |
| Sample bottles are completely filled. | True | |
| Sample Preservation Verified. | True | |
| There is sufficient vol. for all requested analyses, incl. any requested MS/MSDs | True | |
| Containers requiring zero headspace have no headspace or bubble is <6mm (1/4"). | N/A | |
| Multiphasic samples are not present. | True | |
| Samples do not require splitting or compositing. | True | |
| Residual Chlorine Checked. | N/A | |

# Login Sample Receipt Checklist

Client: Alabama Power General Test Laboratory

Job Number: 400-188180-1
SDG Number: Gorgas Pond Recollection 1277

**Login Number: 188180**
**List Number: 2**
**Creator: Mazariegos, Leonel A**

**List Source: Eurofins TestAmerica, St. Louis**
**List Creation: 05/20/20 04:32 PM**

| Question | Answer | Comment |
|---|---|---|
| Radioactivity wasn't checked or is </= background as measured by a survey meter. | True | |
| The cooler's custody seal, if present, is intact. | True | |
| Sample custody seals, if present, are intact. | N/A | |
| The cooler or samples do not appear to have been compromised or tampered with. | True | |
| Samples were received on ice. | N/A | |
| Cooler Temperature is acceptable. | True | |
| Cooler Temperature is recorded. | True | |
| COC is present. | True | |
| COC is filled out in ink and legible. | True | |
| COC is filled out with all pertinent information. | True | |
| Is the Field Sampler's name present on COC? | True | |
| There are no discrepancies between the containers received and the COC. | True | |
| Samples are received within Holding Time (excluding tests with immediate HTs) | True | |
| Sample containers have legible labels. | True | |
| Containers are not broken or leaking. | True | |
| Sample collection date/times are provided. | True | |
| Appropriate sample containers are used. | True | |
| Sample bottles are completely filled. | True | |
| Sample Preservation Verified. | True | |
| There is sufficient vol. for all requested analyses, incl. any requested MS/MSDs | True | |
| Containers requiring zero headspace have no headspace or bubble is <6mm (1/4"). | True | |
| Multiphasic samples are not present. | True | |
| Samples do not require splitting or compositing. | True | |
| Residual Chlorine Checked. | N/A | |

# Accreditation/Certification Summary

Client: Alabama Power General Test Laboratory
Project/Site: CCR Plant Gorgas

Job ID: 400-188180-1
SDG: Gorgas Pond Recollection 1277

## Laboratory: Eurofins TestAmerica, Pensacola

All accreditations/certifications held by this laboratory are listed. Not all accreditations/certifications are applicable to this report.

| Authority | Program | Identification Number | Expiration Date |
|---|---|---|---|
| Alabama | State | 40150 | 07-01-20 |
| ANAB | ISO/IEC 17025 | L2471 | 02-23-23 |
| Arizona | State | AZ0710 | 01-13-21 |
| Arkansas DEQ | State | 88-0689 | 09-01-20 |
| California | State | 2510 | 07-01-20 |
| Florida | NELAP | E81010 | 06-30-20 |
| Georgia | State | E81010(FL) | 06-30-20 |
| Illinois | NELAP | 004586 | 10-09-20 |
| Iowa | State | 367 | 08-01-20 |
| Kansas | NELAP | E-10253 | 08-16-20 |
| Kentucky (UST) | State | 53 | 06-30-20 |
| Kentucky (WW) | State | KY98030 | 12-31-20 |
| Louisiana | NELAP | 30976 | 06-30-20 |
| Louisiana (DW) | State | LA017 | 12-31-20 |
| Maryland | State | 233 | 09-30-20 |
| Massachusetts | State | M-FL094 | 06-30-20 |
| Michigan | State | 9912 | 06-30-20 |
| Minnesota | NELAP | 012-999-481 | 12-31-20 |
| New Jersey | NELAP | FL006 | 06-30-20 |
| New York | NELAP | 12115 | 04-01-21 |
| North Carolina (WW/SW) | State | 314 | 12-31-20 |
| Oklahoma | State | 9810-186 | 08-31-20 |
| Pennsylvania | NELAP | 68-00467 | 01-31-21 |
| Rhode Island | State | LAO00307 | 12-30-20 |
| South Carolina | State | 96026002 | 06-30-20 |
| Tennessee | State | TN02907 | 06-30-20 |
| Texas | NELAP | T104704286 | 09-30-20 |
| US Fish & Wildlife | US Federal Programs | 058448 | 07-31-20 |
| USDA | US Federal Programs | P330-18-00148 | 05-17-21 |
| Virginia | NELAP | 460166 | 06-14-21 |
| Washington | State | C915 | 05-15-21 |
| West Virginia DEP | State | 136 | 06-30-20 |

# Accreditation/Certification Summary

Client: Alabama Power General Test Laboratory
Project/Site: CCR Plant Gorgas

Job ID: 400-188180-1
SDG: Gorgas Pond Recollection 1277

## Laboratory: Eurofins TestAmerica, St. Louis

All accreditations/certifications held by this laboratory are listed. Not all accreditations/certifications are applicable to this report.

| Authority | Program | Identification Number | Expiration Date |
|---|---|---|---|
| Alaska (UST) | State | 20-001 | 05-06-22 |
| ANAB | Dept. of Defense ELAP | L2305 | 04-06-22 |
| ANAB | Dept. of Energy | L2305.01 | 04-06-22 |
| ANAB | ISO/IEC 17025 | L2305 | 04-06-22 |
| Arizona | State | AZ0813 | 12-08-20 |
| California | Los Angeles County Sanitation Districts | 10259 | 06-30-20 |
| California | State | 2886 | 06-30-20 |
| Connecticut | State | PH-0241 | 03-31-21 |
| Florida | NELAP | E87689 | 06-30-20 |
| HI - RadChem Recognition | State | n/a | 06-30-20 |
| Illinois | NELAP | 004553 | 11-30-20 |
| Iowa | State | 373 | 09-17-20 |
| Kansas | NELAP | E-10236 | 10-31-20 |
| Kentucky (DW) | State | KY90125 | 12-31-20 |
| Louisiana | NELAP | 04080 | 06-30-20 |
| Louisiana (DW) | State | LA011 | 12-31-20 |
| Maryland | State | 310 | 09-30-20 |
| MI - RadChem Recognition | State | 9005 | 06-30-20 |
| Missouri | State | 780 | 06-30-22 |
| Nevada | State | MO000542020-1 | 07-31-20 |
| New Jersey | NELAP | MO002 | 06-30-20 |
| New York | NELAP | 11616 | 04-01-21 |
| North Dakota | State | R-207 | 06-30-20 |
| NRC | NRC | 24-24817-01 | 12-31-22 |
| Oklahoma | State | 9997 | 08-31-20 |
| Pennsylvania | NELAP | 68-00540 | 02-28-21 |
| South Carolina | State | 85002001 | 06-30-20 |
| Texas | NELAP | T104704193-19-13 | 07-31-20 |
| US Fish & Wildlife | US Federal Programs | 058448 | 07-31-20 |
| USDA | US Federal Programs | P330-17-00028 | 03-11-23 |
| Utah | NELAP | MO000542019-11 | 07-31-20 |
| Virginia | NELAP | 10310 | 06-14-21 |
| Washington | State | C592 | 08-30-20 |
| West Virginia DEP | State | 381 | 10-31-20 |

# Alabama Power Company
# Plant Gorgas Ash Pond

| WELL ID | READING TIME | DESCRIPTION | VALUE | UNIT |
|---|---|---|---|---|
| GS-AP-MW-2 | 5/13/2020 16:07 | Conductivity | 545.13 | uS/cm |
| GS-AP-MW-2 | 5/13/2020 16:07 | DO | 0.25 | mg/L |
| GS-AP-MW-2 | 5/13/2020 16:07 | Depth to Water Detail | 148.3 | ft |
| GS-AP-MW-2 | 5/13/2020 16:07 | Oxidation Reduction Potention | -216.3 | mv |
| GS-AP-MW-2 | 5/13/2020 16:07 | pH | 9.4 | pH |
| GS-AP-MW-2 | 5/13/2020 16:07 | Temperature | 17.79 | C |
| GS-AP-MW-2 | 5/13/2020 16:07 | Turbidity | 1.53 | NTU |
| GS-AP-MW-2 | 5/13/2020 16:12 | Conductivity | 542.82 | uS/cm |
| GS-AP-MW-2 | 5/13/2020 16:12 | DO | 0.16 | mg/L |
| GS-AP-MW-2 | 5/13/2020 16:12 | Depth to Water Detail | 148.42 | ft |
| GS-AP-MW-2 | 5/13/2020 16:12 | Oxidation Reduction Potention | -229.43 | mv |
| GS-AP-MW-2 | 5/13/2020 16:12 | pH | 9.4 | pH |
| GS-AP-MW-2 | 5/13/2020 16:12 | Temperature | 17.58 | C |
| GS-AP-MW-2 | 5/13/2020 16:12 | Turbidity | 1.45 | NTU |
| GS-AP-MW-2 | 5/13/2020 16:17 | Conductivity | 535.59 | uS/cm |
| GS-AP-MW-2 | 5/13/2020 16:17 | DO | 0.14 | mg/L |
| GS-AP-MW-2 | 5/13/2020 16:17 | Depth to Water Detail | 148.55 | ft |
| GS-AP-MW-2 | 5/13/2020 16:17 | Oxidation Reduction Potention | -235.68 | mv |
| GS-AP-MW-2 | 5/13/2020 16:17 | pH | 9.4 | pH |
| GS-AP-MW-2 | 5/13/2020 16:17 | Temperature | 17.34 | C |
| GS-AP-MW-2 | 5/13/2020 16:17 | Turbidity | 1.4 | NTU |
| GS-AP-MW-2 | 5/13/2020 16:22 | Conductivity | 525.92 | uS/cm |
| GS-AP-MW-2 | 5/13/2020 16:22 | DO | 0.11 | mg/L |
| GS-AP-MW-2 | 5/13/2020 16:22 | Depth to Water Detail | 148.55 | ft |
| GS-AP-MW-2 | 5/13/2020 16:22 | Oxidation Reduction Potention | -241.21 | mv |
| GS-AP-MW-2 | 5/13/2020 16:22 | pH | 9.43 | pH |
| GS-AP-MW-2 | 5/13/2020 16:22 | Temperature | 17.62 | C |
| GS-AP-MW-2 | 5/13/2020 16:22 | Turbidity | 1.53 | NTU |

# Alabama Power Company
# Plant Gorgas Ash Pond

| WELL ID | READING TIME | DESCRIPTION | VALUE | UNIT |
|---|---|---|---|---|
| GS-AP-MW-17 | 5/12/2020 11:39 | Conductivity | 811.33 | uS/cm |
| GS-AP-MW-17 | 5/12/2020 11:39 | DO | 5.14 | mg/L |
| GS-AP-MW-17 | 5/12/2020 11:39 | Depth to Water Detail | 177.25 | ft |
| GS-AP-MW-17 | 5/12/2020 11:39 | Oxidation Reduction Potention | -132.4 | mv |
| GS-AP-MW-17 | 5/12/2020 11:39 | pH | 7.65 | pH |
| GS-AP-MW-17 | 5/12/2020 11:39 | Temperature | 19.24 | C |
| GS-AP-MW-17 | 5/12/2020 11:39 | Turbidity | 1.21 | NTU |
| GS-AP-MW-17 | 5/12/2020 11:44 | Conductivity | 951.23 | uS/cm |
| GS-AP-MW-17 | 5/12/2020 11:44 | DO | 1.26 | mg/L |
| GS-AP-MW-17 | 5/12/2020 11:44 | Depth to Water Detail | 177.25 | ft |
| GS-AP-MW-17 | 5/12/2020 11:44 | Oxidation Reduction Potention | -178.66 | mv |
| GS-AP-MW-17 | 5/12/2020 11:44 | pH | 8.15 | pH |
| GS-AP-MW-17 | 5/12/2020 11:44 | Temperature | 19.43 | C |
| GS-AP-MW-17 | 5/12/2020 11:44 | Turbidity | 1.59 | NTU |
| GS-AP-MW-17 | 5/12/2020 11:49 | Conductivity | 945.37 | uS/cm |
| GS-AP-MW-17 | 5/12/2020 11:49 | DO | 0.74 | mg/L |
| GS-AP-MW-17 | 5/12/2020 11:49 | Depth to Water Detail | 177.25 | ft |
| GS-AP-MW-17 | 5/12/2020 11:49 | Oxidation Reduction Potention | -171.62 | mv |
| GS-AP-MW-17 | 5/12/2020 11:49 | pH | 8.34 | pH |
| GS-AP-MW-17 | 5/12/2020 11:49 | Temperature | 19.18 | C |
| GS-AP-MW-17 | 5/12/2020 11:49 | Turbidity | 1.6 | NTU |
| GS-AP-MW-17 | 5/12/2020 11:54 | Conductivity | 937.44 | uS/cm |
| GS-AP-MW-17 | 5/12/2020 11:54 | DO | 0.6 | mg/L |
| GS-AP-MW-17 | 5/12/2020 11:54 | Depth to Water Detail | 177.25 | ft |
| GS-AP-MW-17 | 5/12/2020 11:54 | Oxidation Reduction Potention | -168.09 | mv |
| GS-AP-MW-17 | 5/12/2020 11:54 | pH | 8.37 | pH |
| GS-AP-MW-17 | 5/12/2020 11:54 | Temperature | 19.43 | C |
| GS-AP-MW-17 | 5/12/2020 11:54 | Turbidity | 0.72 | NTU |
| GS-AP-MW-17 | 5/12/2020 11:59 | Conductivity | 927.32 | uS/cm |
| GS-AP-MW-17 | 5/12/2020 11:59 | DO | 0.55 | mg/L |
| GS-AP-MW-17 | 5/12/2020 11:59 | Depth to Water Detail | 177.25 | ft |
| GS-AP-MW-17 | 5/12/2020 11:59 | Oxidation Reduction Potention | -167.04 | mv |
| GS-AP-MW-17 | 5/12/2020 11:59 | pH | 8.4 | pH |
| GS-AP-MW-17 | 5/12/2020 11:59 | Temperature | 19.2 | C |
| GS-AP-MW-17 | 5/12/2020 11:59 | Turbidity | 0.99 | NTU |
| GS-AP-MW-17 | 5/12/2020 12:04 | Conductivity | 915.65 | uS/cm |
| GS-AP-MW-17 | 5/12/2020 12:04 | DO | 0.5 | mg/L |
| GS-AP-MW-17 | 5/12/2020 12:04 | Depth to Water Detail | 177.25 | ft |
| GS-AP-MW-17 | 5/12/2020 12:04 | Oxidation Reduction Potention | -166.51 | mv |
| GS-AP-MW-17 | 5/12/2020 12:04 | pH | 8.42 | pH |
| GS-AP-MW-17 | 5/12/2020 12:04 | Temperature | 19.26 | C |
| GS-AP-MW-17 | 5/12/2020 12:04 | Turbidity | 0.84 | NTU |
| GS-AP-MW-17 | 5/12/2020 12:09 | Conductivity | 894.85 | uS/cm |
| GS-AP-MW-17 | 5/12/2020 12:09 | DO | 0.49 | mg/L |
| GS-AP-MW-17 | 5/12/2020 12:09 | Depth to Water Detail | 177.25 | ft |
| GS-AP-MW-17 | 5/12/2020 12:09 | Oxidation Reduction Potention | -166.1 | mv |

# Alabama Power Company
# Plant Gorgas Ash Pond

| WELL ID | READING TIME | DESCRIPTION | VALUE | UNIT |
|---|---|---|---|---|
| GS-AP-MW-17 | 5/12/2020 12:09 | pH | 8.42 | pH |
| GS-AP-MW-17 | 5/12/2020 12:09 | Temperature | 19.18 | C |
| GS-AP-MW-17 | 5/12/2020 12:09 | Turbidity | 0.76 | NTU |

# Alabama Power Company
# Plant Gorgas Ash Pond

| WELL ID | READING TIME | DESCRIPTION | VALUE | UNIT |
|---|---|---|---|---|
| GS-AP-MW-28H | 5/12/2020 9:57 | Conductivity | 788.27 | uS/cm |
| GS-AP-MW-28H | 5/12/2020 9:57 | DO | 2.07 | mg/L |
| GS-AP-MW-28H | 5/12/2020 9:57 | Depth to Water Detail | 159.1 | ft |
| GS-AP-MW-28H | 5/12/2020 9:57 | Oxidation Reduction Potention | -103.97 | mv |
| GS-AP-MW-28H | 5/12/2020 9:57 | pH | 8.02 | pH |
| GS-AP-MW-28H | 5/12/2020 9:57 | Temperature | 19.26 | C |
| GS-AP-MW-28H | 5/12/2020 9:57 | Turbidity | 19.4 | NTU |
| GS-AP-MW-28H | 5/12/2020 10:02 | Conductivity | 781.49 | uS/cm |
| GS-AP-MW-28H | 5/12/2020 10:02 | DO | 1.04 | mg/L |
| GS-AP-MW-28H | 5/12/2020 10:02 | Depth to Water Detail | 159.1 | ft |
| GS-AP-MW-28H | 5/12/2020 10:02 | Oxidation Reduction Potention | -139.17 | mv |
| GS-AP-MW-28H | 5/12/2020 10:02 | pH | 8.08 | pH |
| GS-AP-MW-28H | 5/12/2020 10:02 | Temperature | 19.18 | C |
| GS-AP-MW-28H | 5/12/2020 10:02 | Turbidity | 18 | NTU |
| GS-AP-MW-28H | 5/12/2020 10:07 | Conductivity | 766.2 | uS/cm |
| GS-AP-MW-28H | 5/12/2020 10:07 | DO | 0.79 | mg/L |
| GS-AP-MW-28H | 5/12/2020 10:07 | Depth to Water Detail | 159.1 | ft |
| GS-AP-MW-28H | 5/12/2020 10:07 | Oxidation Reduction Potention | -149.95 | mv |
| GS-AP-MW-28H | 5/12/2020 10:07 | pH | 8.13 | pH |
| GS-AP-MW-28H | 5/12/2020 10:07 | Temperature | 19.16 | C |
| GS-AP-MW-28H | 5/12/2020 10:07 | Turbidity | 15.4 | NTU |
| GS-AP-MW-28H | 5/12/2020 10:12 | Conductivity | 753.78 | uS/cm |
| GS-AP-MW-28H | 5/12/2020 10:12 | DO | 0.62 | mg/L |
| GS-AP-MW-28H | 5/12/2020 10:12 | Depth to Water Detail | 159.1 | ft |
| GS-AP-MW-28H | 5/12/2020 10:12 | Oxidation Reduction Potention | -152.65 | mv |
| GS-AP-MW-28H | 5/12/2020 10:12 | pH | 8.19 | pH |
| GS-AP-MW-28H | 5/12/2020 10:12 | Temperature | 19.5 | C |
| GS-AP-MW-28H | 5/12/2020 10:12 | Turbidity | 14.8 | NTU |
| GS-AP-MW-28H | 5/12/2020 10:17 | Conductivity | 744.61 | uS/cm |
| GS-AP-MW-28H | 5/12/2020 10:17 | DO | 0.6 | mg/L |
| GS-AP-MW-28H | 5/12/2020 10:17 | Depth to Water Detail | 159.1 | ft |
| GS-AP-MW-28H | 5/12/2020 10:17 | Oxidation Reduction Potention | -156.66 | mv |
| GS-AP-MW-28H | 5/12/2020 10:17 | pH | 8.24 | pH |
| GS-AP-MW-28H | 5/12/2020 10:17 | Temperature | 19.41 | C |
| GS-AP-MW-28H | 5/12/2020 10:17 | Turbidity | 13.3 | NTU |
| GS-AP-MW-28H | 5/12/2020 10:22 | Conductivity | 739.41 | uS/cm |
| GS-AP-MW-28H | 5/12/2020 10:22 | DO | 0.51 | mg/L |
| GS-AP-MW-28H | 5/12/2020 10:22 | Depth to Water Detail | 159.1 | ft |
| GS-AP-MW-28H | 5/12/2020 10:22 | Oxidation Reduction Potention | -158.57 | mv |
| GS-AP-MW-28H | 5/12/2020 10:22 | pH | 8.25 | pH |
| GS-AP-MW-28H | 5/12/2020 10:22 | Temperature | 19.22 | C |
| GS-AP-MW-28H | 5/12/2020 10:22 | Turbidity | 12.1 | NTU |
| GS-AP-MW-28H | 5/12/2020 10:27 | Conductivity | 731.33 | uS/cm |
| GS-AP-MW-28H | 5/12/2020 10:27 | DO | 0.44 | mg/L |
| GS-AP-MW-28H | 5/12/2020 10:27 | Depth to Water Detail | 159.1 | ft |
| GS-AP-MW-28H | 5/12/2020 10:27 | Oxidation Reduction Potention | -161.38 | mv |

# Alabama Power Company
# Plant Gorgas Ash Pond

| WELL ID | READING TIME | DESCRIPTION | VALUE | UNIT |
|---|---|---|---|---|
| GS-AP-MW-28H | 5/12/2020 10:27 | pH | 8.28 | pH |
| GS-AP-MW-28H | 5/12/2020 10:27 | Temperature | 19.63 | C |
| GS-AP-MW-28H | 5/12/2020 10:27 | Turbidity | 11.34 | NTU |
| GS-AP-MW-28H | 5/12/2020 10:32 | Conductivity | 730.62 | uS/cm |
| GS-AP-MW-28H | 5/12/2020 10:32 | DO | 0.46 | mg/L |
| GS-AP-MW-28H | 5/12/2020 10:32 | Depth to Water Detail | 159.1 | ft |
| GS-AP-MW-28H | 5/12/2020 10:32 | Oxidation Reduction Potention | -165.18 | mv |
| GS-AP-MW-28H | 5/12/2020 10:32 | pH | 8.3 | pH |
| GS-AP-MW-28H | 5/12/2020 10:32 | Temperature | 19.62 | C |
| GS-AP-MW-28H | 5/12/2020 10:32 | Turbidity | 10.51 | NTU |
| GS-AP-MW-28H | 5/12/2020 10:37 | Conductivity | 730.54 | uS/cm |
| GS-AP-MW-28H | 5/12/2020 10:37 | DO | 0.47 | mg/L |
| GS-AP-MW-28H | 5/12/2020 10:37 | Depth to Water Detail | 159.1 | ft |
| GS-AP-MW-28H | 5/12/2020 10:37 | Oxidation Reduction Potention | -164.46 | mv |
| GS-AP-MW-28H | 5/12/2020 10:37 | pH | 8.3 | pH |
| GS-AP-MW-28H | 5/12/2020 10:37 | Temperature | 19.62 | C |
| GS-AP-MW-28H | 5/12/2020 10:37 | Turbidity | 10.46 | NTU |
| GS-AP-MW-28H | 5/12/2020 10:42 | Conductivity | 721.92 | uS/cm |
| GS-AP-MW-28H | 5/12/2020 10:42 | DO | 0.51 | mg/L |
| GS-AP-MW-28H | 5/12/2020 10:42 | Depth to Water Detail | 159.1 | ft |
| GS-AP-MW-28H | 5/12/2020 10:42 | Oxidation Reduction Potention | -160.8 | mv |
| GS-AP-MW-28H | 5/12/2020 10:42 | pH | 8.29 | pH |
| GS-AP-MW-28H | 5/12/2020 10:42 | Temperature | 19.59 | C |
| GS-AP-MW-28H | 5/12/2020 10:42 | Turbidity | 8.9 | NTU |
| GS-AP-MW-28H | 5/12/2020 10:47 | Conductivity | 721.84 | uS/cm |
| GS-AP-MW-28H | 5/12/2020 10:47 | DO | 0.44 | mg/L |
| GS-AP-MW-28H | 5/12/2020 10:47 | Depth to Water Detail | 159.1 | ft |
| GS-AP-MW-28H | 5/12/2020 10:47 | Oxidation Reduction Potention | -168.63 | mv |
| GS-AP-MW-28H | 5/12/2020 10:47 | pH | 8.35 | pH |
| GS-AP-MW-28H | 5/12/2020 10:47 | Temperature | 19.53 | C |
| GS-AP-MW-28H | 5/12/2020 10:47 | Turbidity | 7.6 | NTU |

# Alabama Power Company
# Plant Gorgas Ash Pond

| WELL ID | READING TIME | DESCRIPTION | VALUE | UNIT |
|---|---|---|---|---|
| GS-AP-MW-30HA | 5/13/2020 15:12 | Conductivity | 789.84 | uS/cm |
| GS-AP-MW-30HA | 5/13/2020 15:12 | DO | 0.27 | mg/L |
| GS-AP-MW-30HA | 5/13/2020 15:12 | Depth to Water Detail | 294.53 | ft |
| GS-AP-MW-30HA | 5/13/2020 15:12 | Oxidation Reduction Potention | -258.29 | mv |
| GS-AP-MW-30HA | 5/13/2020 15:12 | pH | 7.23 | pH |
| GS-AP-MW-30HA | 5/13/2020 15:12 | Temperature | 18.4 | C |
| GS-AP-MW-30HA | 5/13/2020 15:12 | Turbidity | 1.3 | NTU |
| GS-AP-MW-30HA | 5/13/2020 15:17 | Conductivity | 933.53 | uS/cm |
| GS-AP-MW-30HA | 5/13/2020 15:17 | DO | 0.03 | mg/L |
| GS-AP-MW-30HA | 5/13/2020 15:17 | Depth to Water Detail | 294.53 | ft |
| GS-AP-MW-30HA | 5/13/2020 15:17 | Oxidation Reduction Potention | -221.78 | mv |
| GS-AP-MW-30HA | 5/13/2020 15:17 | pH | 7.24 | pH |
| GS-AP-MW-30HA | 5/13/2020 15:17 | Temperature | 17.98 | C |
| GS-AP-MW-30HA | 5/13/2020 15:17 | Turbidity | 6.17 | NTU |
| GS-AP-MW-30HA | 5/13/2020 15:22 | Conductivity | 951.45 | uS/cm |
| GS-AP-MW-30HA | 5/13/2020 15:22 | DO | 0 | mg/L |
| GS-AP-MW-30HA | 5/13/2020 15:22 | Depth to Water Detail | 294.53 | ft |
| GS-AP-MW-30HA | 5/13/2020 15:22 | Oxidation Reduction Potention | -239.81 | mv |
| GS-AP-MW-30HA | 5/13/2020 15:22 | pH | 7.28 | pH |
| GS-AP-MW-30HA | 5/13/2020 15:22 | Temperature | 18.3 | C |
| GS-AP-MW-30HA | 5/13/2020 15:22 | Turbidity | 3.09 | NTU |
| GS-AP-MW-30HA | 5/13/2020 15:27 | Conductivity | 965.79 | uS/cm |
| GS-AP-MW-30HA | 5/13/2020 15:27 | DO | 0 | mg/L |
| GS-AP-MW-30HA | 5/13/2020 15:27 | Depth to Water Detail | 294.53 | ft |
| GS-AP-MW-30HA | 5/13/2020 15:27 | Oxidation Reduction Potention | -273.13 | mv |
| GS-AP-MW-30HA | 5/13/2020 15:27 | pH | 7.29 | pH |
| GS-AP-MW-30HA | 5/13/2020 15:27 | Temperature | 18.07 | C |
| GS-AP-MW-30HA | 5/13/2020 15:27 | Turbidity | 1.58 | NTU |
| GS-AP-MW-30HA | 5/13/2020 15:32 | Conductivity | 980.49 | uS/cm |
| GS-AP-MW-30HA | 5/13/2020 15:32 | DO | 0 | mg/L |
| GS-AP-MW-30HA | 5/13/2020 15:32 | Depth to Water Detail | 294.53 | ft |
| GS-AP-MW-30HA | 5/13/2020 15:32 | Oxidation Reduction Potention | -298.89 | mv |
| GS-AP-MW-30HA | 5/13/2020 15:32 | pH | 7.27 | pH |
| GS-AP-MW-30HA | 5/13/2020 15:32 | Temperature | 17.87 | C |
| GS-AP-MW-30HA | 5/13/2020 15:32 | Turbidity | 1.26 | NTU |

# Alabama Power Company
# Plant Gorgas Ash Pond

| WELL ID | READING TIME | DESCRIPTION | VALUE | UNIT |
|---|---|---|---|---|
| GS-AP-MW-33HO | 5/13/2020 11:46 | Conductivity | 1202.96 | uS/cm |
| GS-AP-MW-33HO | 5/13/2020 11:46 | DO | 1.23 | mg/L |
| GS-AP-MW-33HO | 5/13/2020 11:46 | Depth to Water Detail | 230.2 | ft |
| GS-AP-MW-33HO | 5/13/2020 11:46 | Oxidation Reduction Potention | -178.52 | mv |
| GS-AP-MW-33HO | 5/13/2020 11:46 | pH | 8.02 | pH |
| GS-AP-MW-33HO | 5/13/2020 11:46 | Temperature | 19.08 | C |
| GS-AP-MW-33HO | 5/13/2020 11:46 | Turbidity | 1.66 | NTU |
| GS-AP-MW-33HO | 5/13/2020 11:51 | Conductivity | 1186.99 | uS/cm |
| GS-AP-MW-33HO | 5/13/2020 11:51 | DO | 0.37 | mg/L |
| GS-AP-MW-33HO | 5/13/2020 11:51 | Depth to Water Detail | 230.7 | ft |
| GS-AP-MW-33HO | 5/13/2020 11:51 | Oxidation Reduction Potention | -282.4 | mv |
| GS-AP-MW-33HO | 5/13/2020 11:51 | pH | 7.89 | pH |
| GS-AP-MW-33HO | 5/13/2020 11:51 | Temperature | 18.86 | C |
| GS-AP-MW-33HO | 5/13/2020 11:51 | Turbidity | 2.33 | NTU |
| GS-AP-MW-33HO | 5/13/2020 11:56 | Conductivity | 1111.7 | uS/cm |
| GS-AP-MW-33HO | 5/13/2020 11:56 | DO | 0.25 | mg/L |
| GS-AP-MW-33HO | 5/13/2020 11:56 | Depth to Water Detail | 231.12 | ft |
| GS-AP-MW-33HO | 5/13/2020 11:56 | Oxidation Reduction Potention | -301.62 | mv |
| GS-AP-MW-33HO | 5/13/2020 11:56 | pH | 7.74 | pH |
| GS-AP-MW-33HO | 5/13/2020 11:56 | Temperature | 18.99 | C |
| GS-AP-MW-33HO | 5/13/2020 11:56 | Turbidity | 3.32 | NTU |
| GS-AP-MW-33HO | 5/13/2020 12:01 | Conductivity | 1069.88 | uS/cm |
| GS-AP-MW-33HO | 5/13/2020 12:01 | DO | 0.24 | mg/L |
| GS-AP-MW-33HO | 5/13/2020 12:01 | Depth to Water Detail | 231.75 | ft |
| GS-AP-MW-33HO | 5/13/2020 12:01 | Oxidation Reduction Potention | -311.42 | mv |
| GS-AP-MW-33HO | 5/13/2020 12:01 | pH | 7.73 | pH |
| GS-AP-MW-33HO | 5/13/2020 12:01 | Temperature | 19.06 | C |
| GS-AP-MW-33HO | 5/13/2020 12:01 | Turbidity | 2.82 | NTU |
| GS-AP-MW-33HO | 5/13/2020 12:06 | Conductivity | 1049.41 | uS/cm |
| GS-AP-MW-33HO | 5/13/2020 12:06 | DO | 0.21 | mg/L |
| GS-AP-MW-33HO | 5/13/2020 12:06 | Depth to Water Detail | 232.08 | ft |
| GS-AP-MW-33HO | 5/13/2020 12:06 | Oxidation Reduction Potention | -316.07 | mv |
| GS-AP-MW-33HO | 5/13/2020 12:06 | pH | 7.71 | pH |
| GS-AP-MW-33HO | 5/13/2020 12:06 | Temperature | 18.77 | C |
| GS-AP-MW-33HO | 5/13/2020 12:06 | Turbidity | 2.33 | NTU |
| GS-AP-MW-33HO | 5/13/2020 12:11 | Conductivity | 1032.31 | uS/cm |
| GS-AP-MW-33HO | 5/13/2020 12:11 | DO | 0.18 | mg/L |
| GS-AP-MW-33HO | 5/13/2020 12:11 | Depth to Water Detail | 232.7 | ft |
| GS-AP-MW-33HO | 5/13/2020 12:11 | Oxidation Reduction Potention | -318.37 | mv |
| GS-AP-MW-33HO | 5/13/2020 12:11 | pH | 7.69 | pH |
| GS-AP-MW-33HO | 5/13/2020 12:11 | Temperature | 18.61 | C |
| GS-AP-MW-33HO | 5/13/2020 12:11 | Turbidity | 1.84 | NTU |
| GS-AP-MW-33HO | 5/13/2020 12:16 | Conductivity | 1021.13 | uS/cm |
| GS-AP-MW-33HO | 5/13/2020 12:16 | DO | 0.16 | mg/L |
| GS-AP-MW-33HO | 5/13/2020 12:16 | Depth to Water Detail | 233.15 | ft |
| GS-AP-MW-33HO | 5/13/2020 12:16 | Oxidation Reduction Potention | -320.97 | mv |

# Alabama Power Company
# Plant Gorgas Ash Pond

| WELL ID | READING TIME | DESCRIPTION | VALUE | UNIT |
|---|---|---|---|---|
| GS-AP-MW-33HO | 5/13/2020 12:16 | pH | 7.71 | pH |
| GS-AP-MW-33HO | 5/13/2020 12:16 | Temperature | 18.71 | C |
| GS-AP-MW-33HO | 5/13/2020 12:16 | Turbidity | 1.54 | NTU |
| GS-AP-MW-33HO | 5/13/2020 12:21 | Conductivity | 1009.53 | uS/cm |
| GS-AP-MW-33HO | 5/13/2020 12:21 | DO | 0.15 | mg/L |
| GS-AP-MW-33HO | 5/13/2020 12:21 | Depth to Water Detail | 233.85 | ft |
| GS-AP-MW-33HO | 5/13/2020 12:21 | Oxidation Reduction Potention | -321.5 | mv |
| GS-AP-MW-33HO | 5/13/2020 12:21 | pH | 7.71 | pH |
| GS-AP-MW-33HO | 5/13/2020 12:21 | Temperature | 18.6 | C |
| GS-AP-MW-33HO | 5/13/2020 12:21 | Turbidity | 1.59 | NTU |
| GS-AP-MW-33HO | 5/13/2020 12:26 | Conductivity | 1002.09 | uS/cm |
| GS-AP-MW-33HO | 5/13/2020 12:26 | DO | 0.13 | mg/L |
| GS-AP-MW-33HO | 5/13/2020 12:26 | Depth to Water Detail | 234.18 | ft |
| GS-AP-MW-33HO | 5/13/2020 12:26 | Oxidation Reduction Potention | -321.4 | mv |
| GS-AP-MW-33HO | 5/13/2020 12:26 | pH | 7.7 | pH |
| GS-AP-MW-33HO | 5/13/2020 12:26 | Temperature | 18.48 | C |
| GS-AP-MW-33HO | 5/13/2020 12:26 | Turbidity | 1.89 | NTU |
| GS-AP-MW-33HO | 5/13/2020 12:31 | Conductivity | 983.75 | uS/cm |
| GS-AP-MW-33HO | 5/13/2020 12:31 | DO | 0.12 | mg/L |
| GS-AP-MW-33HO | 5/13/2020 12:31 | Depth to Water Detail | 234.6 | ft |
| GS-AP-MW-33HO | 5/13/2020 12:31 | Oxidation Reduction Potention | -322.93 | mv |
| GS-AP-MW-33HO | 5/13/2020 12:31 | pH | 7.71 | pH |
| GS-AP-MW-33HO | 5/13/2020 12:31 | Temperature | 18.71 | C |
| GS-AP-MW-33HO | 5/13/2020 12:31 | Turbidity | 2.04 | NTU |
| GS-AP-MW-33HO | 5/13/2020 12:36 | Conductivity | 996.81 | uS/cm |
| GS-AP-MW-33HO | 5/13/2020 12:36 | DO | 0.12 | mg/L |
| GS-AP-MW-33HO | 5/13/2020 12:36 | Depth to Water Detail | 235 | ft |
| GS-AP-MW-33HO | 5/13/2020 12:36 | Oxidation Reduction Potention | -322.85 | mv |
| GS-AP-MW-33HO | 5/13/2020 12:36 | pH | 7.71 | pH |
| GS-AP-MW-33HO | 5/13/2020 12:36 | Temperature | 18.6 | C |
| GS-AP-MW-33HO | 5/13/2020 12:36 | Turbidity | 2.32 | NTU |
| GS-AP-MW-33HO | 5/13/2020 12:41 | Conductivity | 984.59 | uS/cm |
| GS-AP-MW-33HO | 5/13/2020 12:41 | DO | 0.12 | mg/L |
| GS-AP-MW-33HO | 5/13/2020 12:41 | Depth to Water Detail | 235.45 | ft |
| GS-AP-MW-33HO | 5/13/2020 12:41 | Oxidation Reduction Potention | -323.49 | mv |
| GS-AP-MW-33HO | 5/13/2020 12:41 | pH | 7.71 | pH |
| GS-AP-MW-33HO | 5/13/2020 12:41 | Temperature | 18.55 | C |
| GS-AP-MW-33HO | 5/13/2020 12:41 | Turbidity | 1.87 | NTU |
| GS-AP-MW-33HO | 5/13/2020 12:46 | Conductivity | 976.9 | uS/cm |
| GS-AP-MW-33HO | 5/13/2020 12:46 | DO | 0.1 | mg/L |
| GS-AP-MW-33HO | 5/13/2020 12:46 | Depth to Water Detail | 235.95 | ft |
| GS-AP-MW-33HO | 5/13/2020 12:46 | Oxidation Reduction Potention | -323.95 | mv |
| GS-AP-MW-33HO | 5/13/2020 12:46 | pH | 7.71 | pH |
| GS-AP-MW-33HO | 5/13/2020 12:46 | Temperature | 18.74 | C |
| GS-AP-MW-33HO | 5/13/2020 12:46 | Turbidity | 1.7 | NTU |
| GS-AP-MW-33HO | 5/13/2020 12:51 | Conductivity | 971.71 | uS/cm |

# Alabama Power Company
# Plant Gorgas Ash Pond

| WELL ID | READING TIME | DESCRIPTION | VALUE | UNIT |
|---|---|---|---|---|
| GS-AP-MW-33HO | 5/13/2020 12:51 | DO | 0.1 | mg/L |
| GS-AP-MW-33HO | 5/13/2020 12:51 | Depth to Water Detail | 236.5 | ft |
| GS-AP-MW-33HO | 5/13/2020 12:51 | Oxidation Reduction Potention | -325.12 | mv |
| GS-AP-MW-33HO | 5/13/2020 12:51 | pH | 7.72 | pH |
| GS-AP-MW-33HO | 5/13/2020 12:51 | Temperature | 18.77 | C |
| GS-AP-MW-33HO | 5/13/2020 12:51 | Turbidity | 1.63 | NTU |
| GS-AP-MW-33HO | 5/13/2020 12:56 | Conductivity | 960.02 | uS/cm |
| GS-AP-MW-33HO | 5/13/2020 12:56 | DO | 0.1 | mg/L |
| GS-AP-MW-33HO | 5/13/2020 12:56 | Depth to Water Detail | 236.96 | ft |
| GS-AP-MW-33HO | 5/13/2020 12:56 | Oxidation Reduction Potention | -325.44 | mv |
| GS-AP-MW-33HO | 5/13/2020 12:56 | pH | 7.71 | pH |
| GS-AP-MW-33HO | 5/13/2020 12:56 | Temperature | 18.71 | C |
| GS-AP-MW-33HO | 5/13/2020 12:56 | Turbidity | 1.74 | NTU |
| GS-AP-MW-33HO | 5/13/2020 13:01 | Conductivity | 963.13 | uS/cm |
| GS-AP-MW-33HO | 5/13/2020 13:01 | DO | 0.1 | mg/L |
| GS-AP-MW-33HO | 5/13/2020 13:01 | Depth to Water Detail | 237.35 | ft |
| GS-AP-MW-33HO | 5/13/2020 13:01 | Oxidation Reduction Potention | -325.03 | mv |
| GS-AP-MW-33HO | 5/13/2020 13:01 | pH | 7.7 | pH |
| GS-AP-MW-33HO | 5/13/2020 13:01 | Temperature | 18.6 | C |
| GS-AP-MW-33HO | 5/13/2020 13:01 | Turbidity | 1.6 | NTU |
| GS-AP-MW-33HO | 5/13/2020 13:06 | Conductivity | 949.58 | uS/cm |
| GS-AP-MW-33HO | 5/13/2020 13:06 | DO | 0.1 | mg/L |
| GS-AP-MW-33HO | 5/13/2020 13:06 | Depth to Water Detail | 237.65 | ft |
| GS-AP-MW-33HO | 5/13/2020 13:06 | Oxidation Reduction Potention | -327.23 | mv |
| GS-AP-MW-33HO | 5/13/2020 13:06 | pH | 7.71 | pH |
| GS-AP-MW-33HO | 5/13/2020 13:06 | Temperature | 18.9 | C |
| GS-AP-MW-33HO | 5/13/2020 13:06 | Turbidity | 1.69 | NTU |
| GS-AP-MW-33HO | 5/13/2020 13:11 | Conductivity | 937.56 | uS/cm |
| GS-AP-MW-33HO | 5/13/2020 13:11 | DO | 0.1 | mg/L |
| GS-AP-MW-33HO | 5/13/2020 13:11 | Depth to Water Detail | 238.1 | ft |
| GS-AP-MW-33HO | 5/13/2020 13:11 | Oxidation Reduction Potention | -327.25 | mv |
| GS-AP-MW-33HO | 5/13/2020 13:11 | pH | 7.71 | pH |
| GS-AP-MW-33HO | 5/13/2020 13:11 | Temperature | 18.86 | C |
| GS-AP-MW-33HO | 5/13/2020 13:11 | Turbidity | 1.41 | NTU |
| GS-AP-MW-33HO | 5/13/2020 13:16 | Conductivity | 955.56 | uS/cm |
| GS-AP-MW-33HO | 5/13/2020 13:16 | DO | 0.09 | mg/L |
| GS-AP-MW-33HO | 5/13/2020 13:16 | Depth to Water Detail | 238.45 | ft |
| GS-AP-MW-33HO | 5/13/2020 13:16 | Oxidation Reduction Potention | -327.16 | mv |
| GS-AP-MW-33HO | 5/13/2020 13:16 | pH | 7.69 | pH |
| GS-AP-MW-33HO | 5/13/2020 13:16 | Temperature | 18.66 | C |
| GS-AP-MW-33HO | 5/13/2020 13:16 | Turbidity | 1.48 | NTU |
| GS-AP-MW-33HO | 5/13/2020 13:21 | Conductivity | 940.74 | uS/cm |
| GS-AP-MW-33HO | 5/13/2020 13:21 | DO | 0.08 | mg/L |
| GS-AP-MW-33HO | 5/13/2020 13:21 | Depth to Water Detail | 238.85 | ft |
| GS-AP-MW-33HO | 5/13/2020 13:21 | Oxidation Reduction Potention | -329.76 | mv |
| GS-AP-MW-33HO | 5/13/2020 13:21 | pH | 7.7 | pH |

# Alabama Power Company
# Plant Gorgas Ash Pond

| WELL ID | READING TIME | DESCRIPTION | VALUE | UNIT |
|---|---|---|---|---|
| GS-AP-MW-33HO | 5/13/2020 13:21 | Temperature | 19.08 | C |
| GS-AP-MW-33HO | 5/13/2020 13:21 | Turbidity | 1.26 | NTU |
| GS-AP-MW-33HO | 5/13/2020 13:26 | Conductivity | 911.48 | uS/cm |
| GS-AP-MW-33HO | 5/13/2020 13:26 | DO | 0.09 | mg/L |
| GS-AP-MW-33HO | 5/13/2020 13:26 | Depth to Water Detail | 239.1 | ft |
| GS-AP-MW-33HO | 5/13/2020 13:26 | Oxidation Reduction Potention | -328.6 | mv |
| GS-AP-MW-33HO | 5/13/2020 13:26 | pH | 7.7 | pH |
| GS-AP-MW-33HO | 5/13/2020 13:26 | Temperature | 19.12 | C |
| GS-AP-MW-33HO | 5/13/2020 13:26 | Turbidity | 1.3 | NTU |
| GS-AP-MW-33HO | 5/13/2020 13:31 | Conductivity | 911.57 | uS/cm |
| GS-AP-MW-33HO | 5/13/2020 13:31 | DO | 0.09 | mg/L |
| GS-AP-MW-33HO | 5/13/2020 13:31 | Depth to Water Detail | 239.51 | ft |
| GS-AP-MW-33HO | 5/13/2020 13:31 | Oxidation Reduction Potention | -329.51 | mv |
| GS-AP-MW-33HO | 5/13/2020 13:31 | pH | 7.7 | pH |
| GS-AP-MW-33HO | 5/13/2020 13:31 | Temperature | 18.89 | C |
| GS-AP-MW-33HO | 5/13/2020 13:31 | Turbidity | 1.24 | NTU |
| GS-AP-MW-33HO | 5/13/2020 13:36 | Conductivity | 913.05 | uS/cm |
| GS-AP-MW-33HO | 5/13/2020 13:36 | DO | 0.08 | mg/L |
| GS-AP-MW-33HO | 5/13/2020 13:36 | Depth to Water Detail | 239.75 | ft |
| GS-AP-MW-33HO | 5/13/2020 13:36 | Oxidation Reduction Potention | -330 | mv |
| GS-AP-MW-33HO | 5/13/2020 13:36 | pH | 7.7 | pH |
| GS-AP-MW-33HO | 5/13/2020 13:36 | Temperature | 19.42 | C |
| GS-AP-MW-33HO | 5/13/2020 13:36 | Turbidity | 1.76 | NTU |
| GS-AP-MW-33HO | 5/13/2020 13:41 | Conductivity | 886.01 | uS/cm |
| GS-AP-MW-33HO | 5/13/2020 13:41 | DO | 0.09 | mg/L |
| GS-AP-MW-33HO | 5/13/2020 13:41 | Depth to Water Detail | 240.03 | ft |
| GS-AP-MW-33HO | 5/13/2020 13:41 | Oxidation Reduction Potention | -329.41 | mv |
| GS-AP-MW-33HO | 5/13/2020 13:41 | pH | 7.7 | pH |
| GS-AP-MW-33HO | 5/13/2020 13:41 | Temperature | 19.26 | C |
| GS-AP-MW-33HO | 5/13/2020 13:41 | Turbidity | 1.56 | NTU |
| GS-AP-MW-33HO | 5/13/2020 13:46 | Conductivity | 868.37 | uS/cm |
| GS-AP-MW-33HO | 5/13/2020 13:46 | DO | 0.09 | mg/L |
| GS-AP-MW-33HO | 5/13/2020 13:46 | Depth to Water Detail | 240.24 | ft |
| GS-AP-MW-33HO | 5/13/2020 13:46 | Oxidation Reduction Potention | -328.46 | mv |
| GS-AP-MW-33HO | 5/13/2020 13:46 | pH | 7.69 | pH |
| GS-AP-MW-33HO | 5/13/2020 13:46 | Temperature | 19.04 | C |
| GS-AP-MW-33HO | 5/13/2020 13:46 | Turbidity | 1.93 | NTU |
| GS-AP-MW-33HO | 5/13/2020 13:51 | Conductivity | 840.65 | uS/cm |
| GS-AP-MW-33HO | 5/13/2020 13:51 | DO | 0.09 | mg/L |
| GS-AP-MW-33HO | 5/13/2020 13:51 | Depth to Water Detail | 240.5 | ft |
| GS-AP-MW-33HO | 5/13/2020 13:51 | Oxidation Reduction Potention | -323.37 | mv |
| GS-AP-MW-33HO | 5/13/2020 13:51 | pH | 7.61 | pH |
| GS-AP-MW-33HO | 5/13/2020 13:51 | Temperature | 19.33 | C |
| GS-AP-MW-33HO | 5/13/2020 13:51 | Turbidity | 1.13 | NTU |
| GS-AP-MW-33HO | 5/13/2020 13:56 | Conductivity | 809.7 | uS/cm |
| GS-AP-MW-33HO | 5/13/2020 13:56 | DO | 0.09 | mg/L |

# Alabama Power Company
# Plant Gorgas Ash Pond

| WELL ID | READING TIME | DESCRIPTION | VALUE | UNIT |
|---|---|---|---|---|
| GS-AP-MW-33HO | 5/13/2020 13:56 | Depth to Water Detail | 240.73 | ft |
| GS-AP-MW-33HO | 5/13/2020 13:56 | Oxidation Reduction Potention | -328.5 | mv |
| GS-AP-MW-33HO | 5/13/2020 13:56 | pH | 7.7 | pH |
| GS-AP-MW-33HO | 5/13/2020 13:56 | Temperature | 18.98 | C |
| GS-AP-MW-33HO | 5/13/2020 13:56 | Turbidity | 1.09 | NTU |
| GS-AP-MW-33HO | 5/13/2020 14:01 | Conductivity | 784.04 | uS/cm |
| GS-AP-MW-33HO | 5/13/2020 14:01 | DO | 0.1 | mg/L |
| GS-AP-MW-33HO | 5/13/2020 14:01 | Depth to Water Detail | 240.86 | ft |
| GS-AP-MW-33HO | 5/13/2020 14:01 | Oxidation Reduction Potention | -325.9 | mv |
| GS-AP-MW-33HO | 5/13/2020 14:01 | pH | 7.7 | pH |
| GS-AP-MW-33HO | 5/13/2020 14:01 | Temperature | 19.48 | C |
| GS-AP-MW-33HO | 5/13/2020 14:01 | Turbidity | 1.13 | NTU |
| GS-AP-MW-33HO | 5/13/2020 14:06 | Conductivity | 788.07 | uS/cm |
| GS-AP-MW-33HO | 5/13/2020 14:06 | DO | 0.13 | mg/L |
| GS-AP-MW-33HO | 5/13/2020 14:06 | Depth to Water Detail | 240.78 | ft |
| GS-AP-MW-33HO | 5/13/2020 14:06 | Oxidation Reduction Potention | -320.89 | mv |
| GS-AP-MW-33HO | 5/13/2020 14:06 | pH | 7.66 | pH |
| GS-AP-MW-33HO | 5/13/2020 14:06 | Temperature | 19.75 | C |
| GS-AP-MW-33HO | 5/13/2020 14:06 | Turbidity | 1.06 | NTU |
| GS-AP-MW-33HO | 5/13/2020 14:11 | Conductivity | 773.62 | uS/cm |
| GS-AP-MW-33HO | 5/13/2020 14:11 | DO | 0.13 | mg/L |
| GS-AP-MW-33HO | 5/13/2020 14:11 | Depth to Water Detail | 240.78 | ft |
| GS-AP-MW-33HO | 5/13/2020 14:11 | Oxidation Reduction Potention | -322.96 | mv |
| GS-AP-MW-33HO | 5/13/2020 14:11 | pH | 7.7 | pH |
| GS-AP-MW-33HO | 5/13/2020 14:11 | Temperature | 19.91 | C |
| GS-AP-MW-33HO | 5/13/2020 14:11 | Turbidity | 1.19 | NTU |

# Alabama Power Company
# Plant Gorgas Ash Pond

| WELL ID | READING TIME | DESCRIPTION | VALUE | UNIT |
|---|---|---|---|---|
| GS-AP-MW-34HO | 5/12/2020 13:02 | Conductivity | 3351.49 | uS/cm |
| GS-AP-MW-34HO | 5/12/2020 13:02 | DO | 1.68 | mg/L |
| GS-AP-MW-34HO | 5/12/2020 13:02 | Depth to Water Detail | 237.82 | ft |
| GS-AP-MW-34HO | 5/12/2020 13:02 | Oxidation Reduction Potention | 66.15 | mv |
| GS-AP-MW-34HO | 5/12/2020 13:02 | pH | 6.63 | pH |
| GS-AP-MW-34HO | 5/12/2020 13:02 | Temperature | 19.53 | C |
| GS-AP-MW-34HO | 5/12/2020 13:02 | Turbidity | 5.29 | NTU |
| GS-AP-MW-34HO | 5/12/2020 13:07 | Conductivity | 3388.32 | uS/cm |
| GS-AP-MW-34HO | 5/12/2020 13:07 | DO | 0.14 | mg/L |
| GS-AP-MW-34HO | 5/12/2020 13:07 | Depth to Water Detail | 239.18 | ft |
| GS-AP-MW-34HO | 5/12/2020 13:07 | Oxidation Reduction Potention | -241.78 | mv |
| GS-AP-MW-34HO | 5/12/2020 13:07 | pH | 7.32 | pH |
| GS-AP-MW-34HO | 5/12/2020 13:07 | Temperature | 19.17 | C |
| GS-AP-MW-34HO | 5/12/2020 13:07 | Turbidity | 2.66 | NTU |
| GS-AP-MW-34HO | 5/12/2020 13:12 | Conductivity | 4327.9 | uS/cm |
| GS-AP-MW-34HO | 5/12/2020 13:12 | DO | 0.06 | mg/L |
| GS-AP-MW-34HO | 5/12/2020 13:12 | Depth to Water Detail | 240.4 | ft |
| GS-AP-MW-34HO | 5/12/2020 13:12 | Oxidation Reduction Potention | -292.21 | mv |
| GS-AP-MW-34HO | 5/12/2020 13:12 | pH | 7.3 | pH |
| GS-AP-MW-34HO | 5/12/2020 13:12 | Temperature | 19.27 | C |
| GS-AP-MW-34HO | 5/12/2020 13:12 | Turbidity | 4.44 | NTU |
| GS-AP-MW-34HO | 5/12/2020 13:17 | Conductivity | 4007.03 | uS/cm |
| GS-AP-MW-34HO | 5/12/2020 13:17 | DO | 0.02 | mg/L |
| GS-AP-MW-34HO | 5/12/2020 13:17 | Depth to Water Detail | 241.9 | ft |
| GS-AP-MW-34HO | 5/12/2020 13:17 | Oxidation Reduction Potention | -310.84 | mv |
| GS-AP-MW-34HO | 5/12/2020 13:17 | pH | 7.36 | pH |
| GS-AP-MW-34HO | 5/12/2020 13:17 | Temperature | 19.07 | C |
| GS-AP-MW-34HO | 5/12/2020 13:17 | Turbidity | 6.77 | NTU |
| GS-AP-MW-34HO | 5/12/2020 13:22 | Conductivity | 3692.46 | uS/cm |
| GS-AP-MW-34HO | 5/12/2020 13:22 | DO | 0.03 | mg/L |
| GS-AP-MW-34HO | 5/12/2020 13:22 | Depth to Water Detail | 242.98 | ft |
| GS-AP-MW-34HO | 5/12/2020 13:22 | Oxidation Reduction Potention | -321.25 | mv |
| GS-AP-MW-34HO | 5/12/2020 13:22 | pH | 7.44 | pH |
| GS-AP-MW-34HO | 5/12/2020 13:22 | Temperature | 19.26 | C |
| GS-AP-MW-34HO | 5/12/2020 13:22 | Turbidity | 6.8 | NTU |
| GS-AP-MW-34HO | 5/12/2020 13:27 | Conductivity | 3586.72 | uS/cm |
| GS-AP-MW-34HO | 5/12/2020 13:27 | DO | 0.04 | mg/L |
| GS-AP-MW-34HO | 5/12/2020 13:27 | Depth to Water Detail | 243.62 | ft |
| GS-AP-MW-34HO | 5/12/2020 13:27 | Oxidation Reduction Potention | -327.11 | mv |
| GS-AP-MW-34HO | 5/12/2020 13:27 | pH | 7.46 | pH |
| GS-AP-MW-34HO | 5/12/2020 13:27 | Temperature | 19.22 | C |
| GS-AP-MW-34HO | 5/12/2020 13:27 | Turbidity | 5.71 | NTU |
| GS-AP-MW-34HO | 5/12/2020 13:32 | Conductivity | 3588.3 | uS/cm |
| GS-AP-MW-34HO | 5/12/2020 13:32 | DO | 0.03 | mg/L |
| GS-AP-MW-34HO | 5/12/2020 13:32 | Depth to Water Detail | 243.65 | ft |
| GS-AP-MW-34HO | 5/12/2020 13:32 | Oxidation Reduction Potention | -327.65 | mv |

# Alabama Power Company
# Plant Gorgas Ash Pond

| WELL ID | READING TIME | DESCRIPTION | VALUE | UNIT |
|---|---|---|---|---|
| GS-AP-MW-34HO | 5/12/2020 13:32 | pH | 7.47 | pH |
| GS-AP-MW-34HO | 5/12/2020 13:32 | Temperature | 20.09 | C |
| GS-AP-MW-34HO | 5/12/2020 13:32 | Turbidity | 5.01 | NTU |
| GS-AP-MW-34HO | 5/12/2020 13:37 | Conductivity | 3577.26 | uS/cm |
| GS-AP-MW-34HO | 5/12/2020 13:37 | DO | 0.01 | mg/L |
| GS-AP-MW-34HO | 5/12/2020 13:37 | Depth to Water Detail | 243.7 | ft |
| GS-AP-MW-34HO | 5/12/2020 13:37 | Oxidation Reduction Potention | -331.63 | mv |
| GS-AP-MW-34HO | 5/12/2020 13:37 | pH | 7.46 | pH |
| GS-AP-MW-34HO | 5/12/2020 13:37 | Temperature | 20.52 | C |
| GS-AP-MW-34HO | 5/12/2020 13:37 | Turbidity | 5 | NTU |
| GS-AP-MW-34HO | 5/12/2020 13:42 | Conductivity | 3587.61 | uS/cm |
| GS-AP-MW-34HO | 5/12/2020 13:42 | DO | 0 | mg/L |
| GS-AP-MW-34HO | 5/12/2020 13:42 | Depth to Water Detail | 243.72 | ft |
| GS-AP-MW-34HO | 5/12/2020 13:42 | Oxidation Reduction Potention | -335.97 | mv |
| GS-AP-MW-34HO | 5/12/2020 13:42 | pH | 7.44 | pH |
| GS-AP-MW-34HO | 5/12/2020 13:42 | Temperature | 21.8 | C |
| GS-AP-MW-34HO | 5/12/2020 13:42 | Turbidity | 4.63 | NTU |

# Alabama Power Company
# Plant Gorgas Ash Pond

| WELL ID | READING TIME | DESCRIPTION | VALUE | UNIT |
|---|---|---|---|---|
| GS-AP-MW-35HO | 5/12/2020 14:59 | Conductivity | 552.86 | uS/cm |
| GS-AP-MW-35HO | 5/12/2020 14:59 | DO | 0.18 | mg/L |
| GS-AP-MW-35HO | 5/12/2020 14:59 | Depth to Water Detail | 251.85 | ft |
| GS-AP-MW-35HO | 5/12/2020 14:59 | Oxidation Reduction Potention | -224.47 | mv |
| GS-AP-MW-35HO | 5/12/2020 14:59 | pH | 8.21 | pH |
| GS-AP-MW-35HO | 5/12/2020 14:59 | Temperature | 18.52 | C |
| GS-AP-MW-35HO | 5/12/2020 14:59 | Turbidity | 11.37 | NTU |
| GS-AP-MW-35HO | 5/12/2020 15:04 | Conductivity | 545.96 | uS/cm |
| GS-AP-MW-35HO | 5/12/2020 15:04 | DO | 0.14 | mg/L |
| GS-AP-MW-35HO | 5/12/2020 15:04 | Depth to Water Detail | 252.05 | ft |
| GS-AP-MW-35HO | 5/12/2020 15:04 | Oxidation Reduction Potention | -227.92 | mv |
| GS-AP-MW-35HO | 5/12/2020 15:04 | pH | 8.24 | pH |
| GS-AP-MW-35HO | 5/12/2020 15:04 | Temperature | 18.24 | C |
| GS-AP-MW-35HO | 5/12/2020 15:04 | Turbidity | 8.07 | NTU |
| GS-AP-MW-35HO | 5/12/2020 15:09 | Conductivity | 535 | uS/cm |
| GS-AP-MW-35HO | 5/12/2020 15:09 | DO | 0.11 | mg/L |
| GS-AP-MW-35HO | 5/12/2020 15:09 | Depth to Water Detail | 252.53 | ft |
| GS-AP-MW-35HO | 5/12/2020 15:09 | Oxidation Reduction Potention | -229.37 | mv |
| GS-AP-MW-35HO | 5/12/2020 15:09 | pH | 8.27 | pH |
| GS-AP-MW-35HO | 5/12/2020 15:09 | Temperature | 18.21 | C |
| GS-AP-MW-35HO | 5/12/2020 15:09 | Turbidity | 5.02 | NTU |
| GS-AP-MW-35HO | 5/12/2020 15:14 | Conductivity | 531.51 | uS/cm |
| GS-AP-MW-35HO | 5/12/2020 15:14 | DO | 0.1 | mg/L |
| GS-AP-MW-35HO | 5/12/2020 15:14 | Depth to Water Detail | 253.08 | ft |
| GS-AP-MW-35HO | 5/12/2020 15:14 | Oxidation Reduction Potention | -233.85 | mv |
| GS-AP-MW-35HO | 5/12/2020 15:14 | pH | 8.29 | pH |
| GS-AP-MW-35HO | 5/12/2020 15:14 | Temperature | 18.1 | C |
| GS-AP-MW-35HO | 5/12/2020 15:14 | Turbidity | 4.37 | NTU |
| GS-AP-MW-35HO | 5/12/2020 15:19 | Conductivity | 531.57 | uS/cm |
| GS-AP-MW-35HO | 5/12/2020 15:19 | DO | 0.08 | mg/L |
| GS-AP-MW-35HO | 5/12/2020 15:19 | Depth to Water Detail | 253.58 | ft |
| GS-AP-MW-35HO | 5/12/2020 15:19 | Oxidation Reduction Potention | -234.21 | mv |
| GS-AP-MW-35HO | 5/12/2020 15:19 | pH | 8.31 | pH |
| GS-AP-MW-35HO | 5/12/2020 15:19 | Temperature | 18 | C |
| GS-AP-MW-35HO | 5/12/2020 15:19 | Turbidity | 3.39 | NTU |
| GS-AP-MW-35HO | 5/12/2020 15:24 | Conductivity | 531.35 | uS/cm |
| GS-AP-MW-35HO | 5/12/2020 15:24 | DO | 0.06 | mg/L |
| GS-AP-MW-35HO | 5/12/2020 15:24 | Depth to Water Detail | 253.98 | ft |
| GS-AP-MW-35HO | 5/12/2020 15:24 | Oxidation Reduction Potention | -240.2 | mv |
| GS-AP-MW-35HO | 5/12/2020 15:24 | pH | 8.34 | pH |
| GS-AP-MW-35HO | 5/12/2020 15:24 | Temperature | 18.02 | C |
| GS-AP-MW-35HO | 5/12/2020 15:24 | Turbidity | 5.1 | NTU |
| GS-AP-MW-35HO | 5/12/2020 15:29 | Conductivity | 526.47 | uS/cm |
| GS-AP-MW-35HO | 5/12/2020 15:29 | DO | 0.05 | mg/L |
| GS-AP-MW-35HO | 5/12/2020 15:29 | Depth to Water Detail | 254.5 | ft |
| GS-AP-MW-35HO | 5/12/2020 15:29 | Oxidation Reduction Potention | -241.82 | mv |

# Alabama Power Company
# Plant Gorgas Ash Pond

| WELL ID | READING TIME | DESCRIPTION | VALUE | UNIT |
|---|---|---|---|---|
| GS-AP-MW-35HO | 5/12/2020 15:29 | pH | 8.35 | pH |
| GS-AP-MW-35HO | 5/12/2020 15:29 | Temperature | 17.9 | C |
| GS-AP-MW-35HO | 5/12/2020 15:29 | Turbidity | 2.9 | NTU |
| GS-AP-MW-35HO | 5/12/2020 15:34 | Conductivity | 519.78 | uS/cm |
| GS-AP-MW-35HO | 5/12/2020 15:34 | DO | 0.04 | mg/L |
| GS-AP-MW-35HO | 5/12/2020 15:34 | Depth to Water Detail | 255.1 | ft |
| GS-AP-MW-35HO | 5/12/2020 15:34 | Oxidation Reduction Potention | -242.33 | mv |
| GS-AP-MW-35HO | 5/12/2020 15:34 | pH | 8.39 | pH |
| GS-AP-MW-35HO | 5/12/2020 15:34 | Temperature | 17.96 | C |
| GS-AP-MW-35HO | 5/12/2020 15:34 | Turbidity | 2.07 | NTU |
| GS-AP-MW-35HO | 5/12/2020 15:39 | Conductivity | 515.55 | uS/cm |
| GS-AP-MW-35HO | 5/12/2020 15:39 | DO | 0.06 | mg/L |
| GS-AP-MW-35HO | 5/12/2020 15:39 | Depth to Water Detail | 255.1 | ft |
| GS-AP-MW-35HO | 5/12/2020 15:39 | Oxidation Reduction Potention | -244.67 | mv |
| GS-AP-MW-35HO | 5/12/2020 15:39 | pH | 8.41 | pH |
| GS-AP-MW-35HO | 5/12/2020 15:39 | Temperature | 18.4 | C |
| GS-AP-MW-35HO | 5/12/2020 15:39 | Turbidity | 1.81 | NTU |
| GS-AP-MW-35HO | 5/12/2020 15:44 | Conductivity | 512.63 | uS/cm |
| GS-AP-MW-35HO | 5/12/2020 15:44 | DO | 0.08 | mg/L |
| GS-AP-MW-35HO | 5/12/2020 15:44 | Depth to Water Detail | 255.1 | ft |
| GS-AP-MW-35HO | 5/12/2020 15:44 | Oxidation Reduction Potention | -243.66 | mv |
| GS-AP-MW-35HO | 5/12/2020 15:44 | pH | 8.43 | pH |
| GS-AP-MW-35HO | 5/12/2020 15:44 | Temperature | 18.77 | C |
| GS-AP-MW-35HO | 5/12/2020 15:44 | Turbidity | 2.04 | NTU |
| GS-AP-MW-35HO | 5/12/2020 15:49 | Conductivity | 510.05 | uS/cm |
| GS-AP-MW-35HO | 5/12/2020 15:49 | DO | 0.09 | mg/L |
| GS-AP-MW-35HO | 5/12/2020 15:49 | Depth to Water Detail | 255.1 | ft |
| GS-AP-MW-35HO | 5/12/2020 15:49 | Oxidation Reduction Potention | -246.03 | mv |
| GS-AP-MW-35HO | 5/12/2020 15:49 | pH | 8.46 | pH |
| GS-AP-MW-35HO | 5/12/2020 15:49 | Temperature | 18.72 | C |
| GS-AP-MW-35HO | 5/12/2020 15:49 | Turbidity | 1.84 | NTU |

# Alabama Power Company
# Plant Gorgas Ash Pond

| WELL ID | READING TIME | DESCRIPTION | VALUE | UNIT |
|---|---|---|---|---|
| GS-AP-MW-36H | 5/13/2020 9:12 | Conductivity | 581.62 | uS/cm |
| GS-AP-MW-36H | 5/13/2020 9:12 | DO | 0.69 | mg/L |
| GS-AP-MW-36H | 5/13/2020 9:12 | Depth to Water Detail | 227.95 | ft |
| GS-AP-MW-36H | 5/13/2020 9:12 | Oxidation Reduction Potention | -59.65 | mv |
| GS-AP-MW-36H | 5/13/2020 9:12 | pH | 8.09 | pH |
| GS-AP-MW-36H | 5/13/2020 9:12 | Temperature | 18.24 | C |
| GS-AP-MW-36H | 5/13/2020 9:12 | Turbidity | 0.78 | NTU |
| GS-AP-MW-36H | 5/13/2020 9:17 | Conductivity | 540.11 | uS/cm |
| GS-AP-MW-36H | 5/13/2020 9:17 | DO | 0.52 | mg/L |
| GS-AP-MW-36H | 5/13/2020 9:17 | Depth to Water Detail | 228.83 | ft |
| GS-AP-MW-36H | 5/13/2020 9:17 | Oxidation Reduction Potention | -109.39 | mv |
| GS-AP-MW-36H | 5/13/2020 9:17 | pH | 8.28 | pH |
| GS-AP-MW-36H | 5/13/2020 9:17 | Temperature | 18.29 | C |
| GS-AP-MW-36H | 5/13/2020 9:17 | Turbidity | 1.09 | NTU |
| GS-AP-MW-36H | 5/13/2020 9:22 | Conductivity | 514.88 | uS/cm |
| GS-AP-MW-36H | 5/13/2020 9:22 | DO | 0.43 | mg/L |
| GS-AP-MW-36H | 5/13/2020 9:22 | Depth to Water Detail | 229.62 | ft |
| GS-AP-MW-36H | 5/13/2020 9:22 | Oxidation Reduction Potention | -122.96 | mv |
| GS-AP-MW-36H | 5/13/2020 9:22 | pH | 8.42 | pH |
| GS-AP-MW-36H | 5/13/2020 9:22 | Temperature | 18.43 | C |
| GS-AP-MW-36H | 5/13/2020 9:22 | Turbidity | 0.87 | NTU |
| GS-AP-MW-36H | 5/13/2020 9:27 | Conductivity | 508.22 | uS/cm |
| GS-AP-MW-36H | 5/13/2020 9:27 | DO | 0.36 | mg/L |
| GS-AP-MW-36H | 5/13/2020 9:27 | Depth to Water Detail | 230.2 | ft |
| GS-AP-MW-36H | 5/13/2020 9:27 | Oxidation Reduction Potention | -134.71 | mv |
| GS-AP-MW-36H | 5/13/2020 9:27 | pH | 8.48 | pH |
| GS-AP-MW-36H | 5/13/2020 9:27 | Temperature | 18.48 | C |
| GS-AP-MW-36H | 5/13/2020 9:27 | Turbidity | 0.75 | NTU |
| GS-AP-MW-36H | 5/13/2020 9:32 | Conductivity | 507.37 | uS/cm |
| GS-AP-MW-36H | 5/13/2020 9:32 | DO | 0.35 | mg/L |
| GS-AP-MW-36H | 5/13/2020 9:32 | Depth to Water Detail | 230.65 | ft |
| GS-AP-MW-36H | 5/13/2020 9:32 | Oxidation Reduction Potention | -140.78 | mv |
| GS-AP-MW-36H | 5/13/2020 9:32 | pH | 8.49 | pH |
| GS-AP-MW-36H | 5/13/2020 9:32 | Temperature | 18.42 | C |
| GS-AP-MW-36H | 5/13/2020 9:32 | Turbidity | 0.69 | NTU |
| GS-AP-MW-36H | 5/13/2020 9:37 | Conductivity | 507.27 | uS/cm |
| GS-AP-MW-36H | 5/13/2020 9:37 | DO | 0.33 | mg/L |
| GS-AP-MW-36H | 5/13/2020 9:37 | Depth to Water Detail | 231.3 | ft |
| GS-AP-MW-36H | 5/13/2020 9:37 | Oxidation Reduction Potention | -141.16 | mv |
| GS-AP-MW-36H | 5/13/2020 9:37 | pH | 8.44 | pH |
| GS-AP-MW-36H | 5/13/2020 9:37 | Temperature | 18.6 | C |
| GS-AP-MW-36H | 5/13/2020 9:37 | Turbidity | 0.63 | NTU |
| GS-AP-MW-36H | 5/13/2020 9:42 | Conductivity | 509.16 | uS/cm |
| GS-AP-MW-36H | 5/13/2020 9:42 | DO | 0.32 | mg/L |
| GS-AP-MW-36H | 5/13/2020 9:42 | Depth to Water Detail | 231.65 | ft |
| GS-AP-MW-36H | 5/13/2020 9:42 | Oxidation Reduction Potention | -148.92 | mv |

# Alabama Power Company
# Plant Gorgas Ash Pond

| WELL ID | READING TIME | DESCRIPTION | VALUE | UNIT |
|---|---|---|---|---|
| GS-AP-MW-36H | 5/13/2020 9:42 | pH | 8.51 | pH |
| GS-AP-MW-36H | 5/13/2020 9:42 | Temperature | 18.62 | C |
| GS-AP-MW-36H | 5/13/2020 9:42 | Turbidity | 0.6 | NTU |
| GS-AP-MW-36H | 5/13/2020 9:47 | Conductivity | 506.52 | uS/cm |
| GS-AP-MW-36H | 5/13/2020 9:47 | DO | 0.29 | mg/L |
| GS-AP-MW-36H | 5/13/2020 9:47 | Depth to Water Detail | 232.25 | ft |
| GS-AP-MW-36H | 5/13/2020 9:47 | Oxidation Reduction Potention | -150.81 | mv |
| GS-AP-MW-36H | 5/13/2020 9:47 | pH | 8.52 | pH |
| GS-AP-MW-36H | 5/13/2020 9:47 | Temperature | 18.53 | C |
| GS-AP-MW-36H | 5/13/2020 9:47 | Turbidity | 0.6 | NTU |
| GS-AP-MW-36H | 5/13/2020 9:52 | Conductivity | 501.87 | uS/cm |
| GS-AP-MW-36H | 5/13/2020 9:52 | DO | 0.27 | mg/L |
| GS-AP-MW-36H | 5/13/2020 9:52 | Depth to Water Detail | 232.55 | ft |
| GS-AP-MW-36H | 5/13/2020 9:52 | Oxidation Reduction Potention | -150.34 | mv |
| GS-AP-MW-36H | 5/13/2020 9:52 | pH | 8.48 | pH |
| GS-AP-MW-36H | 5/13/2020 9:52 | Temperature | 18.47 | C |
| GS-AP-MW-36H | 5/13/2020 9:52 | Turbidity | 0.69 | NTU |
| GS-AP-MW-36H | 5/13/2020 9:57 | Conductivity | 498.06 | uS/cm |
| GS-AP-MW-36H | 5/13/2020 9:57 | DO | 0.27 | mg/L |
| GS-AP-MW-36H | 5/13/2020 9:57 | Depth to Water Detail | 232.95 | ft |
| GS-AP-MW-36H | 5/13/2020 9:57 | Oxidation Reduction Potention | -154.76 | mv |
| GS-AP-MW-36H | 5/13/2020 9:57 | pH | 8.52 | pH |
| GS-AP-MW-36H | 5/13/2020 9:57 | Temperature | 18.67 | C |
| GS-AP-MW-36H | 5/13/2020 9:57 | Turbidity | 0.58 | NTU |
| GS-AP-MW-36H | 5/13/2020 10:02 | Conductivity | 494.17 | uS/cm |
| GS-AP-MW-36H | 5/13/2020 10:02 | DO | 0.26 | mg/L |
| GS-AP-MW-36H | 5/13/2020 10:02 | Depth to Water Detail | 233.3 | ft |
| GS-AP-MW-36H | 5/13/2020 10:02 | Oxidation Reduction Potention | -157.36 | mv |
| GS-AP-MW-36H | 5/13/2020 10:02 | pH | 8.52 | pH |
| GS-AP-MW-36H | 5/13/2020 10:02 | Temperature | 18.74 | C |
| GS-AP-MW-36H | 5/13/2020 10:02 | Turbidity | 0.66 | NTU |
| GS-AP-MW-36H | 5/13/2020 10:07 | Conductivity | 490.48 | uS/cm |
| GS-AP-MW-36H | 5/13/2020 10:07 | DO | 0.23 | mg/L |
| GS-AP-MW-36H | 5/13/2020 10:07 | Depth to Water Detail | 233.72 | ft |
| GS-AP-MW-36H | 5/13/2020 10:07 | Oxidation Reduction Potention | -158.32 | mv |
| GS-AP-MW-36H | 5/13/2020 10:07 | pH | 8.51 | pH |
| GS-AP-MW-36H | 5/13/2020 10:07 | Temperature | 18.43 | C |
| GS-AP-MW-36H | 5/13/2020 10:07 | Turbidity | 0.67 | NTU |
| GS-AP-MW-36H | 5/13/2020 10:12 | Conductivity | 482.93 | uS/cm |
| GS-AP-MW-36H | 5/13/2020 10:12 | DO | 0.22 | mg/L |
| GS-AP-MW-36H | 5/13/2020 10:12 | Depth to Water Detail | 233.98 | ft |
| GS-AP-MW-36H | 5/13/2020 10:12 | Oxidation Reduction Potention | -161.13 | mv |
| GS-AP-MW-36H | 5/13/2020 10:12 | pH | 8.52 | pH |
| GS-AP-MW-36H | 5/13/2020 10:12 | Temperature | 18.54 | C |
| GS-AP-MW-36H | 5/13/2020 10:12 | Turbidity | 0.66 | NTU |
| GS-AP-MW-36H | 5/13/2020 10:17 | Conductivity | 484.85 | uS/cm |

# Alabama Power Company
# Plant Gorgas Ash Pond

| WELL ID | READING TIME | DESCRIPTION | VALUE | UNIT |
|---|---|---|---|---|
| GS-AP-MW-36H | 5/13/2020 10:17 | DO | 0.24 | mg/L |
| GS-AP-MW-36H | 5/13/2020 10:17 | Depth to Water Detail | 234.3 | ft |
| GS-AP-MW-36H | 5/13/2020 10:17 | Oxidation Reduction Potention | -162.32 | mv |
| GS-AP-MW-36H | 5/13/2020 10:17 | pH | 8.52 | pH |
| GS-AP-MW-36H | 5/13/2020 10:17 | Temperature | 18.51 | C |
| GS-AP-MW-36H | 5/13/2020 10:17 | Turbidity | 0.63 | NTU |
| GS-AP-MW-36H | 5/13/2020 10:22 | Conductivity | 484.22 | uS/cm |
| GS-AP-MW-36H | 5/13/2020 10:22 | DO | 0.24 | mg/L |
| GS-AP-MW-36H | 5/13/2020 10:22 | Depth to Water Detail | 234.6 | ft |
| GS-AP-MW-36H | 5/13/2020 10:22 | Oxidation Reduction Potention | -162.99 | mv |
| GS-AP-MW-36H | 5/13/2020 10:22 | pH | 8.51 | pH |
| GS-AP-MW-36H | 5/13/2020 10:22 | Temperature | 18.6 | C |
| GS-AP-MW-36H | 5/13/2020 10:22 | Turbidity | 0.67 | NTU |
| GS-AP-MW-36H | 5/13/2020 10:27 | Conductivity | 487.85 | uS/cm |
| GS-AP-MW-36H | 5/13/2020 10:27 | DO | 0.23 | mg/L |
| GS-AP-MW-36H | 5/13/2020 10:27 | Depth to Water Detail | 234.85 | ft |
| GS-AP-MW-36H | 5/13/2020 10:27 | Oxidation Reduction Potention | -160.58 | mv |
| GS-AP-MW-36H | 5/13/2020 10:27 | pH | 8.47 | pH |
| GS-AP-MW-36H | 5/13/2020 10:27 | Temperature | 18.77 | C |
| GS-AP-MW-36H | 5/13/2020 10:27 | Turbidity | 0.68 | NTU |
| GS-AP-MW-36H | 5/13/2020 10:32 | Conductivity | 488.27 | uS/cm |
| GS-AP-MW-36H | 5/13/2020 10:32 | DO | 0.24 | mg/L |
| GS-AP-MW-36H | 5/13/2020 10:32 | Depth to Water Detail | 234.98 | ft |
| GS-AP-MW-36H | 5/13/2020 10:32 | Oxidation Reduction Potention | -165.04 | mv |
| GS-AP-MW-36H | 5/13/2020 10:32 | pH | 8.53 | pH |
| GS-AP-MW-36H | 5/13/2020 10:32 | Temperature | 18.68 | C |
| GS-AP-MW-36H | 5/13/2020 10:32 | Turbidity | 0.66 | NTU |
| GS-AP-MW-36H | 5/13/2020 10:37 | Conductivity | 492.41 | uS/cm |
| GS-AP-MW-36H | 5/13/2020 10:37 | DO | 0.23 | mg/L |
| GS-AP-MW-36H | 5/13/2020 10:37 | Depth to Water Detail | 235.15 | ft |
| GS-AP-MW-36H | 5/13/2020 10:37 | Oxidation Reduction Potention | -166.04 | mv |
| GS-AP-MW-36H | 5/13/2020 10:37 | pH | 8.52 | pH |
| GS-AP-MW-36H | 5/13/2020 10:37 | Temperature | 18.52 | C |
| GS-AP-MW-36H | 5/13/2020 10:37 | Turbidity | 0.69 | NTU |

Alabama Power General Test Laboratory
744 County Road 87, GSC#8
Calera, AL 35040
(205) 664-6032 or 6171
FAX (205) 257-1654

***Field Case Narrative***

# Gorgas Ash Pond

## 2020 Compliance Event 2

All samples were collected using methods defined in Alabama Power's Water Field Group Low-Flow Groundwater Sampling Procedure and the associated site-specific Sampling and Analysis Plan (SAP).

Turbidity levels less than 10 NTU were not able to be achieved after extended pumping for wells MW-7, MW-12V & MW-26H. A complete sample set for totals analysis was collected followed by a field filtered set for dissolved analysis. Matrix interferences in the groundwater caused erratic and unreliable turbidity readings. These readings were recorded as >10 NTU as an estimation. The below qualifier was used for MW-7, MW-12V & MW-26H turbidity readings:

- F – Water Field Group (WFG) qualifier; see comments for more information

Due to low yield, wells MW-18V and MW-32H were sampled using the Minimal Purge Method, as defined in the SAP.

Discharge water from MW-34HO had a black tint with tiny black particles prior to sampling.

Per customer request, APC EA WFS will, from this event forward, change the well nomenclature of MW-43HO to MW-43H.

All pH field readings, except for the final reading, for well MW-16S were qualified due to pH readings falling outside of the bracketed calibration range. The below qualifier was used:

- Q – Estimated reported value exceeded calibration range

Field quality control procedures were performed as follows:

- Blanks and Sample Duplicates were collected as described in the SAP.
- Calibration verifications for all required field parameters were performed daily, before and after sample collection.

Alabama Power
General Test Laboratory
744 County Road 87, GSC #8
Calera, AL 35040
205-664-6001

# *Analytical Report*

Alabama Power

**Sample Group :** WMWGORAP_1303

**Project/Site :** Gorgas Ash Pond
Parrish, AL 35580

**For :** Southern Company Services
3535 Colonnade Parkway
Birmingham, AL 35243

**Attention :** Dustin Brooks & Greg Dyer

**Released By :** Laura Midkiff
lbmidkif@southernco.com
(205) 664-6197

Alabama Power
General Test Laboratory
744 County Road 87, GSC #8
Calera, AL 35040
(205) 664-6001

Alabama Power

November 03, 2020

Dear Dustin Brooks,

Enclosed are the analytical results for sample(s) received by the laboratory between September 18, 2020 and September 24, 2020. All results reported herein conform to the laboratory's most current Quality Assurance Manual. Results marked with an asterisk conform to the most current applicable TNI/NELAC requirements. Exceptions will be noted in the body of the report.

Laboratory certification ID: E571114
Issued By: State of Florida, Department of Health
Expiration: June 30, 2021

If you have any questions concerning this report, please feel free to contact me.

Sincerely,

Quality Control: Laura Midkiff
Digitally signed by Laura Midkiff
DN: cn=Laura Midkiff, o=Alabama Power Company, ou=Environmental Affairs, email=lbmidkif@southernco.com, c=US
Date: 2020.11.03 13:02:00 -06'00'

Supervision: T. Durant Maske
Digitally signed by T. Durant Maske
DN: cn=T. Durant Maske, o=Alabama Power Company, ou=Environmental Affairs, email=tdmaske@southernco.com, c=US
Date: 2020.11.03 16:17:56 -06'00'

NELAP ACCREDITED TNI LABORATORY

**REPORT OF LABORATORY ANALYSIS**

**This Certificate states the physical and/or chemical characteristics of the sample as submitted. This document shall not be reproduced, except in full, without written consent from Alabama Power's General Test Laboratory.**

Alabama Power Lab & Field SERVICES

Alabama Power
General Test Laboratory
744 County Road 87, GSC #8
Calera, AL 35040

# *Case Narrative*

Alabama Power

Total Metals ICP

Gorgas Ash Pond

WMWGORAP_1303

1. This report consists of all MWs and corresponding Lab IDs listed on the Chain of Custody.
2. Refer to comments on Chain of Custody for information regarding sample receipt.
3. All standards and solutions meet NELAP traceability requirements and were used within their recommended shelf life.

| Sample ID | Batch ID | Project ID |
|---|---|---|
| BA17551 | 683002 | WMWGORAP_1303 |
| BA17552 | 683002 | WMWGORAP_1303 |
| BA17554 | 683002 | WMWGORAP_1303 |
| BA17555 | 683002 | WMWGORAP_1303 |
| BA17556 | 683002 | WMWGORAP_1303 |
| BA17557 | 683002 | WMWGORAP_1303 |
| BA17558 | 683002 | WMWGORAP_1303 |
| BA17559 | 683002 | WMWGORAP_1303 |
| BA17560 | 683002 | WMWGORAP_1303 |
| BA17561 | 683002 | WMWGORAP_1303 |
| BA17562 | 683003 | WMWGORAP_1303 |
| BA17563 | 683003 | WMWGORAP_1303 |
| BA17564 | 683003 | WMWGORAP_1303 |
| BA17565 | 683003 | WMWGORAP_1303 |
| BA17776 | 684128 | WMWGORAP_1303 |
| BA17777 | 684128 | WMWGORAP_1303 |
| BA17778 | 684128 | WMWGORAP_1303 |
| BA17779 | 684128 | WMWGORAP_1303 |
| BA17780 | 684128 | WMWGORAP_1303 |
| BA17781 | 684128 | WMWGORAP_1303 |
| BA17782 | 684128 | WMWGORAP_1303 |
| BA17783 | 684128 | WMWGORAP_1303 |
| BA17784 | 684128 | WMWGORAP_1303 |
| BA17785 | 684128 | WMWGORAP_1303 |
| BA17786 | 684129 | WMWGORAP_1303 |
| BA17787 | 684129 | WMWGORAP_1303 |
| BA17788 | 684129 | WMWGORAP_1303 |
| BA17789 | 684129 | WMWGORAP_1303 |
| BA17790 | 684129 | WMWGORAP_1303 |
| BA17791 | 684129 | WMWGORAP_1303 |
| BA17792 | 684129 | WMWGORAP_1303 |

| | | |
|---|---|---|
| BA17793 | 684129 | WMWGORAP_1303 |
| BA17794 | 684129 | WMWGORAP_1303 |
| BA17795 | 684129 | WMWGORAP_1303 |
| BA17797 | 684130 | WMWGORAP_1303 |
| BA17798 | 684130 | WMWGORAP_1303 |
| BA17898 | 684130 | WMWGORAP_1303 |
| BA17899 | 684130 | WMWGORAP_1303 |
| BA17900 | 684130 | WMWGORAP_1303 |
| BA17902 | 684130 | WMWGORAP_1303 |
| BA17903 | 684130 | WMWGORAP_1303 |
| BA17904 | 684130 | WMWGORAP_1303 |
| BA17905 | 684130 | WMWGORAP_1303 |
| BA17906 | 684130 | WMWGORAP_1303 |
| BA17907 | 684131 | WMWGORAP_1303 |
| BA17908 | 684131 | WMWGORAP_1303 |
| BA17909 | 684131 | WMWGORAP_1303 |

4. All of the above samples were analyzed by EPA 200.7 and prepared by EPA 1638.
5. All samples were prepared and analyzed within the established hold times.
6. All in house quality control procedures were followed, as described below.

General Quality Control Procedures:

- Prior to sample analysis, an initial calibration verification (ICV) was analyzed, and all criteria were met.
- Following the ICV, an initial calibration blank (ICB) was analyzed and was below the limit of quantitation for all requested analytes.
- All continued calibration verification (CCV) were within the acceptance criteria for the requested analytes.
- All continued calibration blanks (CCB) were below the limit of quantitation for the requested analytes.
- A preparation method blank and laboratory control sample were digested and analyzed with the samples in each digestion batch.
- All laboratory control sample criteria were met.
- The method blank associated with each digestion batch passed all acceptance criteria for all requested analytes.
- All calibration curve requirements were within acceptance criteria.
- All sample internal standard criteria were met.
- The spectral interference check associated with EPA 200.7 was analyzed and all acceptance criteria were met.
- It is noted that the QC summary page typically provides the QC results from the original batch analytical sequence. If dilutions were subsequently performed to bring sample concentrations within the calibration range, any additional QC data from the dilution analyses may need to be obtained from the laboratory. Any qualifications applied to original analyses or dilution re-analyses are based upon QC data available at the time of review.

Matrix Specific Quality Control Procedures:

Similarity of matrix and therefore relevance of matrix specific QC results should not be automatically inferred for any sample other than the sample selected for QC.

- A matrix spike and matrix spike duplicate were digested and analyzed with each ICP batch. All acceptance criteria for accuracy were met except for the following:
  - BA17561 Sodium MS/MSD spike level was less than 30% of sample concentration.
  - BA17785 Sodium MS/MSD spike level was less than 30% of sample concentration.
  - BA17906 Calcium MS/MSD spike level was less than 30% of sample concentration.
  - BA17909 Calcium and Sodium MS/MSD spike levels were less than 30% of sample concentrations.
- A matrix spike and matrix spike duplicate were digested and analyzed with each ICP batch. All acceptance criteria for precision were met.

7. The following samples were diluted due to the analyzed sample concentration being greater than the high standard of the calibration curve:

| Sample ID | Analyte | Dilution Factor |
|---|---|---|
| BA17551 | Sodium | 10.15 |
| BA17552 | Sodium, Iron | 10.15 |
| BA17554 | Calcium | 10.15 |
| BA17555 | Calcium | 10.15 |
| BA17556 | Calcium | 10.15 |
| BA17557 | Calcium, Iron | 20.3 |
| BA17558 | Calcium | 10.15 |
| BA17559 | Calcium | 10.15 |
| BA17561 | Sodium | 10.15 |
| BA17562 | Sodium | 10.15 |
| BA17563 | Sodium | 10.15 |
| BA17564 | Sodium | 10.15 |
| BA17565 | Sodium | 10.15 |
| BA17776 | Sodium | 10.15 |
| BA17777 | Sodium | 10.15 |
| BA17779 | Sodium | 10.15 |
| BA17780 | Sodium | 10.15 |
| BA17781 | Sodium | 10.15 |
| BA17782 | Sodium | 10.15 |
| BA17783 | Sodium | 10.15 |

| | | |
|---|---|---|
| BA17784 | Iron, Sodium | 10.15 |
| BA17785 | Iron, Sodium | 10.15 |
| BA17786 | Sodium | 10.15 |
| BA17788 | Sodium | 10.15 |
| BA17790 | Calcium, Magnesium, Iron | 10.15 |
| BA17791 | Calcium, Magnesium | 10.15 |
| BA17792 | Sodium | 10.15 |
| BA17793 | Calcium, Sodium | 10.15 |
| BA17795 | Iron, Sodium | 10.15 |
| BA17797 | Calcium, Sodium, Magnesium | 10.15 |
| BA17798 | Calcium | 10.15 |
| BA17898 | Sodium | 10.15 |
| BA17899 | Sodium | 10.15 |
| BA17900 | Calcium | 10.15 |
| BA17902 | Calcium | 10.15 |
| BA17903 | Sodium | 10.15 |
| BA17906 | Sodium | 10.15 |
| BA17907 | Sodium | 10.15 |
| BA17908 | Sodium | 10.15 |
| BA17909 | Calcium & Sodium | 10.15 & 101.5 |

8. The raw data results are shown with dilution factors included.

Alabama Power
General Test Laboratory
744 County Road 87, GSC #8
Calera, AL 35040

# *Case Narrative*

Alabama Power

Dissolved Metals ICP

Gorgas Ash Pond

WMWGORAP_1303

1. This report consists of all MWs and corresponding Lab IDs listed on the Chain of Custody.
2. Refer to comments on Chain of Custody for information regarding sample receipt.
3. All standards and solutions meet NELAP traceability requirements and were used within their recommended shelf life.

| Sample ID | Batch ID | Project ID |
|---|---|---|
| BA17551 | 683125 | WMWGORAP_1303 |
| BA17552 | 683125 | WMWGORAP_1303 |
| BA17553 | 683125 | WMWGORAP_1303 |
| BA17554 | 683125 | WMWGORAP_1303 |
| BA17555 | 683125 | WMWGORAP_1303 |
| BA17556 | 683125 | WMWGORAP_1303 |
| BA17557 | 683125 | WMWGORAP_1303 |
| BA17558 | 683125 | WMWGORAP_1303 |
| BA17559 | 683125 | WMWGORAP_1303 |
| BA17561 | 683125 | WMWGORAP_1303 |
| BA17562 | 683126 | WMWGORAP_1303 |
| BA17563 | 683126 | WMWGORAP_1303 |
| BA17564 | 683126 | WMWGORAP_1303 |
| BA17565 | 683126 | WMWGORAP_1303 |
| BA17776 | 683831 | WMWGORAP_1303 |
| BA17777 | 683831 | WMWGORAP_1303 |
| BA17779 | 683831 | WMWGORAP_1303 |
| BA17780 | 683831 | WMWGORAP_1303 |
| BA17781 | 683831 | WMWGORAP_1303 |
| BA17782 | 683831 | WMWGORAP_1303 |
| BA17783 | 683831 | WMWGORAP_1303 |
| BA17784 | 683831 | WMWGORAP_1303 |
| BA17785 | 683831 | WMWGORAP_1303 |
| BA17786 | 683831 | WMWGORAP_1303 |
| BA17788 | 683832 | WMWGORAP_1303 |
| BA17789 | 683832 | WMWGORAP_1303 |
| BA17790 | 683832 | WMWGORAP_1303 |
| BA17791 | 683832 | WMWGORAP_1303 |
| BA17792 | 683832 | WMWGORAP_1303 |
| BA17793 | 683832 | WMWGORAP_1303 |
| BA17794 | 683832 | WMWGORAP_1303 |

| | | |
|---|---|---|
| BA17795 | 683832 | WMWGORAP_1303 |
| BA17796 | 683832 | WMWGORAP_1303 |
| BA17797 | 683832 | WMWGORAP_1303 |
| BA17798 | 683833 | WMWGORAP_1303 |
| BA17898 | 683833 | WMWGORAP_1303 |
| BA17899 | 683833 | WMWGORAP_1303 |
| BA17900 | 683833 | WMWGORAP_1303 |
| BA17901 | 683833 | WMWGORAP_1303 |
| BA17902 | 683833 | WMWGORAP_1303 |
| BA17903 | 683833 | WMWGORAP_1303 |
| BA17906 | 683833 | WMWGORAP_1303 |
| BA17907 | 683833 | WMWGORAP_1303 |
| BA17908 | 683833 | WMWGORAP_1303 |
| BA17909 | 683834 | WMWGORAP_1303 |

4. All of the above samples were analyzed and prepared by EPA 200.7 for dissolved analysis.
5. All samples were prepared and analyzed within the established hold times.
6. All in house quality control procedures were followed, as described below.

General Quality Control Procedures:

- Prior to sample analysis, an initial calibration verification (ICV) was analyzed, and all criteria were met.
- Following the ICV, an initial calibration blank (ICB) was analyzed and was below the limit of quantitation for all requested analytes.
- All continued calibration verification (CCV) were within the acceptance criteria for the requested analytes.
- All continued calibration blanks (CCB) were below the limit of quantitation for the requested analytes.
- Due to no filtered method blank (MB) or laboratory control sample (LCS) submitted with the sample set, an unfiltered MB and LCS were analyzed with the samples in each batch.
- All laboratory control sample criteria were met.
- The method blank associated with each batch passed all acceptance criteria for all requested analytes.
- All calibration curve requirements were within acceptance criteria.
- All sample internal standard criteria were met.
- The spectral interference check associated with EPA 200.7 was analyzed and all acceptance criteria were met.
- It is noted that the QC summary page typically provides the QC results from the original batch analytical sequence. If dilutions were subsequently performed to bring sample concentrations within the calibration range, any additional QC data from the dilution analyses may need to be obtained from the laboratory. Any qualifications applied to original analyses or dilution re-analyses are based upon QC data available at the time of review.

Matrix Specific Quality Control Procedures

Similarity of matrix and therefore relevance of matrix specific QC results should not be automatically inferred for any sample other than the sample selected for QC.

- A matrix spike and matrix spike duplicate were analyzed with each ICP batch. All acceptance criteria for accuracy were met, except for the following:
  - Batch #683125 Sodium MS/MSD spike level was less than 30% of the sample concentration.
  - Batch #683832 Magnesium MS/MSD spike level was less than 30% of the sample concentration.
- A matrix spike and matrix spike duplicate were analyzed with each ICP batch. All acceptance criteria for precision were met.

7. The following samples were diluted due to the analyzed sample concentration being greater than the high standard of the calibration curve:

| Sample ID | Analyte | Dilution Factor |
|---|---|---|
| BA17553 | Sodium | 101.5 |
| BA17557 | Iron | 101.5 |
| BA17784 | Iron | 10.15 |
| BA17785 | Iron | 10.15 |
| BA17796 | Sodium | 10.15 |

8. The raw data results are shown with dilution factors included.

Alabama Power
General Test Laboratory
744 County Road 87, GSC #8
Calera, AL 35040

# *Case Narrative*

Alabama Power

Total Metals ICPMS

Gorgas Ash Pond

WMWGORAP_1303

1. This report consists of all MWs and corresponding Lab IDs listed on the Chain of Custody.
2. Refer to comments on Chain of Custody for information regarding sample receipt.
3. All standards and solutions meet NELAP traceability requirements and were used within their recommended shelf life.

| Sample ID | Batch ID | Project ID |
|---|---|---|
| BA17551 | 683900 | WMWGORAP_1303 |
| BA17552 | 683900 | WMWGORAP_1303 |
| BA17554 | 683900 | WMWGORAP_1303 |
| BA17555 | 683900 | WMWGORAP_1303 |
| BA17556 | 683900 | WMWGORAP_1303 |
| BA17557 | 683900 | WMWGORAP_1303 |
| BA17558 | 683900 | WMWGORAP_1303 |
| BA17559 | 683900 | WMWGORAP_1303 |
| BA17560 | 683900 | WMWGORAP_1303 |
| BA17561 | 683900 | WMWGORAP_1303 |
| BA17562 | 683901 | WMWGORAP_1303 |
| BA17563 | 683901 | WMWGORAP_1303 |
| BA17564 | 683901 | WMWGORAP_1303 |
| BA17565 | 683901 | WMWGORAP_1303 |
| BA17776 | 683901 | WMWGORAP_1303 |
| BA17777 | 683901 | WMWGORAP_1303 |
| BA17778 | 683901 | WMWGORAP_1303 |
| BA17779 | 683901 | WMWGORAP_1303 |
| BA17780 | 683901 | WMWGORAP_1303 |
| BA17781 | 683901 | WMWGORAP_1303 |
| BA17782 | 683902 | WMWGORAP_1303 |
| BA17783 | 683902 | WMWGORAP_1303 |
| BA17784 | 683902 | WMWGORAP_1303 |
| BA17785 | 683902 | WMWGORAP_1303 |
| BA17786 | 683902 | WMWGORAP_1303 |
| BA17787 | 683902 | WMWGORAP_1303 |
| BA17788 | 683902 | WMWGORAP_1303 |
| BA17789 | 683902 | WMWGORAP_1303 |
| BA17790 | 683902 | WMWGORAP_1303 |
| BA17791 | 683902 | WMWGORAP_1303 |
| BA17792 | 683903 | WMWGORAP_1303 |

| | | |
|---|---|---|
| BA17793 | 683903 | WMWGORAP_1303 |
| BA17794 | 683903 | WMWGORAP_1303 |
| BA17795 | 683903 | WMWGORAP_1303 |
| BA17797 | 683903 | WMWGORAP_1303 |
| BA17798 | 683903 | WMWGORAP_1303 |
| BA17898 | 683903 | WMWGORAP_1303 |
| BA17899 | 683903 | WMWGORAP_1303 |
| BA17900 | 683903 | WMWGORAP_1303 |
| BA17902 | 683903 | WMWGORAP_1303 |
| BA17903 | 683904 | WMWGORAP_1303 |
| BA17904 | 683904 | WMWGORAP_1303 |
| BA17905 | 683904 | WMWGORAP_1303 |
| BA17906 | 683904 | WMWGORAP_1303 |
| BA17907 | 683904 | WMWGORAP_1303 |
| BA17908 | 683904 | WMWGORAP_1303 |
| BA17909 | 683904 | WMWGORAP_1303 |

4. All of the above samples were analyzed by EPA 200.8 and prepared by EPA 1638.
5. All samples were prepared and analyzed within the established hold times.
6. All in house quality control procedures were followed, as described below.

General Quality Control Procedures:

- All tune and calibration met criteria for all requested analytes.
- Prior to sample analysis, an initial calibration verification (ICV) was analyzed and all criteria were met.
- Following the ICV, an initial calibration blank (ICB) was analyzed and was below the limit of quantitation for all requested analytes.
- All continued calibration verification (CCV) were within the acceptance criteria for the requested analytes.
- All continued calibration blanks (CCB) were below the limit of quantitation for the requested analytes.
- A preparation method blank and laboratory control sample were digested and analyzed with the samples in each digestion batch.
- All laboratory control sample criteria were met.
- The method blank associated with each digestion batch passed all acceptance criteria for all requested analytes.
- The interference check samples associated with EPA 200.8 were analyzed and passed for all requested analytes.
- All sample internal standard criteria were met.

Matrix Specific Quality Control Procedures:

Similarity of matrix and therefore relevance of matrix specific QC results should not be automatically inferred for any sample other than the sample selected for QC.

- A matrix spike and matrix spike duplicate were digested and analyzed with each ICPMS batch. All acceptance criteria for accuracy were met except for the following:
    - BA17561 & BA17781 Selenium MS/MSD recoveries failed. Serial dilutions and post digestion spikes were performed. Matrix issues are suspected.
    - BA17791 Manganese MS/MSD spike level was less than 30% of sample concentration.
    - BA17909 Potassium MS/MSD spike level was less than 30% of sample concentration.
- A matrix spike and matrix spike duplicate were digested and analyzed with each ICPMS batch. All acceptance criteria for precision were met.

7. The following samples were diluted due to the analyzed sample concentration being greater than the high standard of the calibration curve:

| Sample ID | Analyte | Dilution Factor |
|---|---|---|
| BA17557 | Manganese | 5.075 |
| BA17900 | Barium | 5.075 |
| BA17909 | Potassium | 5.075 |

8. The raw data results are shown with dilution factors included.

Alabama Power
General Test Laboratory
744 County Road 87, GSC #8
Calera, AL 35040

# *Case Narrative*

Alabama Power

Dissolved Metals ICPMS

Gorgas Ash Pond

WMWGORAP_1303

1. This report consists of all MWs and corresponding Lab IDs listed on the Chain of Custody.
2. Refer to comments on Chain of Custody for information regarding sample receipt.
3. All standards and solutions meet NELAP traceability requirements and were used within their recommended shelf life.

| Sample ID | Batch ID | Project ID |
|---|---|---|
| BA17551 | 683643 | WMWGORAP_1303 |
| BA17552 | 683643 | WMWGORAP_1303 |
| BA17553 | 683651 | WMWGORAP_1303 |
| BA17554 | 683643 | WMWGORAP_1303 |
| BA17555 | 683643 | WMWGORAP_1303 |
| BA17556 | 683643 | WMWGORAP_1303 |
| BA17557 | 683643 | WMWGORAP_1303 |
| BA17558 | 683643 | WMWGORAP_1303 |
| BA17559 | 683643 | WMWGORAP_1303 |
| BA17561 | 683643 | WMWGORAP_1303 |
| BA17562 | 683643 | WMWGORAP_1303 |
| BA17563 | 683644 | WMWGORAP_1303 |
| BA17564 | 683644 | WMWGORAP_1303 |
| BA17565 | 683644 | WMWGORAP_1303 |
| BA17776 | 683644 | WMWGORAP_1303 |
| BA17777 | 683644 | WMWGORAP_1303 |
| BA17779 | 683644 | WMWGORAP_1303 |
| BA17780 | 683644 | WMWGORAP_1303 |
| BA17781 | 683644 | WMWGORAP_1303 |
| BA17782 | 683644 | WMWGORAP_1303 |
| BA17783 | 683644 | WMWGORAP_1303 |
| BA17784 | 683645 | WMWGORAP_1303 |
| BA17785 | 683645 | WMWGORAP_1303 |
| BA17786 | 683645 | WMWGORAP_1303 |
| BA17788 | 683645 | WMWGORAP_1303 |
| BA17789 | 683645 | WMWGORAP_1303 |
| BA17790 | 683645 | WMWGORAP_1303 |
| BA17791 | 683645 | WMWGORAP_1303 |
| BA17792 | 683645 | WMWGORAP_1303 |
| BA17793 | 683645 | WMWGORAP_1303 |
| BA17794 | 683645 | WMWGORAP_1303 |

| | | |
|---|---|---|
| BA17795 | 683646 | WMWGORAP_1303 |
| BA17796 | 683651 | WMWGORAP_1303 |
| BA17797 | 683646 | WMWGORAP_1303 |
| BA17798 | 683646 | WMWGORAP_1303 |
| BA17898 | 683646 | WMWGORAP_1303 |
| BA17899 | 683646 | WMWGORAP_1303 |
| BA17900 | 683646 | WMWGORAP_1303 |
| BA17901 | 683651 | WMWGORAP_1303 |
| BA17902 | 683646 | WMWGORAP_1303 |
| BA17903 | 683646 | WMWGORAP_1303 |
| BA17906 | 683646 | WMWGORAP_1303 |
| BA17907 | 683646 | WMWGORAP_1303 |
| BA17908 | 683651 | WMWGORAP_1303 |
| BA17909 | 683651 | WMWGORAP_1303 |

4. All of the above samples were analyzed and prepared by EPA 200.8 for dissolved analysis.
5. All samples were prepared and analyzed within the established hold times.
6. All in house quality control procedures were followed, as described below.

General Quality Control Procedures:

- All tune and calibration met criteria for all requested analytes.
- Prior to sample analysis, an initial calibration verification (ICV) was analyzed and all criteria were met.
- Following the ICV, an initial calibration blank (ICB) was analyzed and was below the limit of quantitation for all requested analytes.
- All continued calibration verification (CCV) were within the acceptance criteria for the requested analytes.
- All continued calibration blanks (CCB) were below the limit of quantitation for the requested analytes.
- Due to no filtered method blank (MB) or laboratory control sample (LCS) submitted with the sample set, an unfiltered MB and LCS were analyzed with the samples in each batch.
- All laboratory control sample criteria were met.
- The method blank associated with each preparation batch passed all acceptance criteria for all requested analytes.
- The interference check samples associated with EPA 200.8 were analyzed and passed for all requested analytes.
- All sample internal standard criteria were met.

Matrix Specific Quality Control Procedures

Similarity of matrix and therefore relevance of matrix specific QC results should not be automatically inferred for any sample other than the sample selected for QC.

- A matrix spike and matrix spike duplicate were analyzed with each ICPMS batch. All acceptance criteria for accuracy were met.
- A matrix spike and matrix spike duplicate were analyzed with each ICPMS batch. All acceptance criteria for precision were met.

7. The following samples were diluted due to the analyzed sample concentration being greater than the high standard of the calibration curve:

| Sample ID | Analyte | Dilution Factor |
|---|---|---|
| BA17557 | Mn | 5.075 |
| BA17901 | Ba | 5.075 |

8. The raw data results are shown with dilution factors included.

Alabama Power
General Test Laboratory
744 County Road 87, GSC #8
Calera, AL 35040

# *Case Narrative*

Alabama Power

Total Mercury

Gorgas Ash Pond

WMWGORAP_1303

1. This report consists of all MWs and corresponding Lab IDs listed on the Chain of Custody.
2. Refer to comments on Chain of Custody for information regarding sample receipt.
3. All standards and solutions meet NELAP traceability requirements and were used within their recommended shelf life.

| Sample ID | Batch ID | Project ID |
|---|---|---|
| BA17551 | 682758 | WMWGORAP_1303 |
| BA17552 | 682758 | WMWGORAP_1303 |
| BA17554 | 682758 | WMWGORAP_1303 |
| BA17555 | 682758 | WMWGORAP_1303 |
| BA17556 | 682758 | WMWGORAP_1303 |
| BA17557 | 682758 | WMWGORAP_1303 |
| BA17558 | 682758 | WMWGORAP_1303 |
| BA17559 | 682758 | WMWGORAP_1303 |
| BA17560 | 682758 | WMWGORAP_1303 |
| BA17561 | 682758 | WMWGORAP_1303 |
| BA17562 | 682759 | WMWGORAP_1303 |
| BA17563 | 682759 | WMWGORAP_1303 |
| BA17564 | 682759 | WMWGORAP_1303 |
| BA17565 | 682759 | WMWGORAP_1303 |
| BA17776 | 683380 | WMWGORAP_1303 |
| BA17777 | 683380 | WMWGORAP_1303 |
| BA17778 | 683380 | WMWGORAP_1303 |
| BA17779 | 683380 | WMWGORAP_1303 |
| BA17780 | 683380 | WMWGORAP_1303 |
| BA17781 | 683380 | WMWGORAP_1303 |
| BA17782 | 683380 | WMWGORAP_1303 |
| BA17783 | 683380 | WMWGORAP_1303 |
| BA17784 | 683380 | WMWGORAP_1303 |
| BA17785 | 683380 | WMWGORAP_1303 |
| BA17786 | 683381 | WMWGORAP_1303 |
| BA17787 | 683381 | WMWGORAP_1303 |
| BA17788 | 683381 | WMWGORAP_1303 |
| BA17789 | 683381 | WMWGORAP_1303 |
| BA17790 | 683381 | WMWGORAP_1303 |
| BA17791 | 683381 | WMWGORAP_1303 |
| BA17792 | 683381 | WMWGORAP_1303 |

| | | |
|---|---|---|
| BA17793 | 683381 | WMWGORAP_1303 |
| BA17794 | 683381 | WMWGORAP_1303 |
| BA17795 | 683381 | WMWGORAP_1303 |
| BA17797 | 683382 | WMWGORAP_1303 |
| BA17798 | 683382 | WMWGORAP_1303 |
| BA17898 | 683382 | WMWGORAP_1303 |
| BA17899 | 683382 | WMWGORAP_1303 |
| BA17900 | 683382 | WMWGORAP_1303 |
| BA17902 | 683382 | WMWGORAP_1303 |
| BA17903 | 683382 | WMWGORAP_1303 |
| BA17904 | 683382 | WMWGORAP_1303 |
| BA17905 | 683382 | WMWGORAP_1303 |
| BA17906 | 683382 | WMWGORAP_1303 |
| BA17907 | 683915 | WMWGORAP_1303 |
| BA17908 | 683915 | WMWGORAP_1303 |
| BA17909 | 683915 | WMWGORAP_1303 |

4. All of the above samples were analyzed and prepared by EPA 245.1.
5. All samples were prepared and analyzed within the established hold times.
6. All in house quality control procedures were followed, as described below.

General Quality Control Procedures:

- Prior to sample analysis, an initial calibration verification (ICV) was analyzed and all criteria were met.
- Following the ICV, an initial calibration blank (ICB) was analyzed and was below the method detection limit for the requested analyte.
- All continued calibration verification (CCV) were within the acceptance criteria for the requested analyte.
- All continued calibration blanks (CCB) were below the limit of quantitation for the requested analyte.
- A preparation method blank and laboratory control sample were digested and analyzed with the samples in each digestion batch.
- All laboratory control sample criteria were with passing results.
- The method blank associated with each digestion batch was below the limit of quantitation for the requested analyte.
- All calibration met criteria for the requested analyte.
- All response signals were satisfactory.

Matrix Specific Quality Control Procedures:

Similarity of matrix and therefore relevance of matrix specific QC results should not be automatically inferred for any sample other than the sample selected for QC.

- A matrix spike and matrix spike duplicate were digested and analyzed with each batch. All acceptance criteria for accuracy were met.
- A matrix spike and matrix spike duplicate were digested and analyzed with each batch. All acceptance criteria for precision were met.

7. All samples were analyzed without a dilution.
8. The raw data results are shown with dilution factors included.

Alabama Power
General Test Laboratory
744 County Road 87, GSC #8
Calera, AL 35040

# *Case Narrative*

Alabama Power

Dissolved Mercury

Gorgas Ash Pond

WMWGORAP_1303

1. This report consists of all MWs and corresponding Lab IDs listed on the Chain of Custody.
2. Refer to comments on Chain of Custody for information regarding sample receipt.
3. All standards and solutions meet NELAP traceability requirements and were used within their recommended shelf life.

| Sample ID | Batch ID | Project ID |
|---|---|---|
| BA17553 | 682760 | WMWGORAP_1303 |
| BA17796 | 683916 | WMWGORAP_1303 |
| BA17901 | 683916 | WMWGORAP_1303 |

4. All of the above samples were analyzed and prepared by EPA 245.1 for dissolved analysis.
5. All samples were prepared and analyzed within the established hold times.
6. All in house quality control procedures were followed, as described below.

General Quality Control Procedures:

- Prior to sample analysis, an initial calibration verification (ICV) was analyzed and all criteria were met.
- Following the ICV, an initial calibration blank (ICB) was analyzed and was below the method detection limit for the requested analyte.
- All continued calibration verification (CCV) were within the acceptance criteria for the requested analyte.
- All continued calibration blanks (CCB) were below the limit of quantitation for the requested analyte.
- A preparation method blank and laboratory control sample were digested and analyzed with the samples in each digestion batch.
- All laboratory control sample criteria were with passing results.
- The method blank associated with each digestion batch was below the limit of quantitation for the requested analyte.
- All calibration met criteria for the requested analyte.
- All response signals were satisfactory.

Matrix Specific Quality Control Procedures:

Similarity of matrix and therefore relevance of matrix specific QC results should not be automatically inferred for any sample other than the sample selected for QC.

- A matrix spike and matrix spike duplicate were digested and analyzed with each batch. All acceptance criteria for accuracy were met.
- A matrix spike and matrix spike duplicate were digested and analyzed with each batch. All acceptance criteria for precision were met.

7. All samples were analyzed without a dilution.
8. The raw data results are shown with dilution factors included.

Alabama Power
General Test Laboratory
744 County Road 87, GSC #8
Calera, AL 35040

# Case Narrative

Alabama Power

TDS

Gorgas Ash Pond

WMWGORAP_1303

1. This report consists of all MWs and corresponding Lab IDs listed on the Chain of Custody.
2. Refer to comments on Chain of Custody for information regarding sample receipt.
3. All standards and solutions meet NELAP traceability requirements and were used within their recommended shelf life.

| Sample ID | Batch ID | Project ID |
|---|---|---|
| BA17551 | 682726 | WMWGORAP_1303 |
| BA17552 | 682726 | WMWGORAP_1303 |
| BA17553 | 682726 | WMWGORAP_1303 |
| BA17554 | 682726 | WMWGORAP_1303 |
| BA17555 | 682726 | WMWGORAP_1303 |
| BA17556 | 682726 | WMWGORAP_1303 |
| BA17557 | 682726 | WMWGORAP_1303 |
| BA17558 | 682726 | WMWGORAP_1303 |
| BA17559 | 682726 | WMWGORAP_1303 |
| BA17560 | 682726 | WMWGORAP_1303 |
| BA17561 | 682728 | WMWGORAP_1303 |
| BA17562 | 682728 | WMWGORAP_1303 |
| BA17563 | 682728 | WMWGORAP_1303 |
| BA17564 | 682728 | WMWGORAP_1303 |
| BA17565 | 682728 | WMWGORAP_1303 |
| BA17776 | 682852 | WMWGORAP_1303 |
| BA17777 | 682852 | WMWGORAP_1303 |
| BA17778 | 682852 | WMWGORAP_1303 |
| BA17779 | 682852 | WMWGORAP_1303 |
| BA17780 | 682852 | WMWGORAP_1303 |
| BA17781 | 682852 | WMWGORAP_1303 |
| BA17782 | 682853 | WMWGORAP_1303 |
| BA17783 | 682969 | WMWGORAP_1303 |
| BA17784 | 682969 | WMWGORAP_1303 |
| BA17785 | 682969 | WMWGORAP_1303 |
| BA17786 | 682969 | WMWGORAP_1303 |
| BA17787 | 682969 | WMWGORAP_1303 |
| BA17788 | 682853 | WMWGORAP_1303 |
| BA17789 | 682853 | WMWGORAP_1303 |
| BA17790 | 682853 | WMWGORAP_1303 |
| BA17791 | 682853 | WMWGORAP_1303 |

| | | |
|---|---|---|
| BA17792 | 682853 | WMWGORAP_1303 |
| BA17793 | 682969 | WMWGORAP_1303 |
| BA17794 | 682853 | WMWGORAP_1303 |
| BA17795 | 682853 | WMWGORAP_1303 |
| BA17796 | 682853 | WMWGORAP_1303 |
| BA17797 | 682853 | WMWGORAP_1303 |
| BA17798 | 682969 | WMWGORAP_1303 |
| BA17898 | 682969 | WMWGORAP_1303 |
| BA17899 | 682969 | WMWGORAP_1303 |
| BA17900 | 682970 | WMWGORAP_1303 |
| BA17901 | 682970 | WMWGORAP_1303 |
| BA17902 | 682970 | WMWGORAP_1303 |
| BA17903 | 682970 | WMWGORAP_1303 |
| BA17904 | 682970 | WMWGORAP_1303 |
| BA17905 | 682970 | WMWGORAP_1303 |
| BA17906 | 682970 | WMWGORAP_1303 |
| BA17907 | 682970 | WMWGORAP_1303 |
| BA17908 | 682970 | WMWGORAP_1303 |
| BA17909 | 682970 | WMWGORAP_1303 |

4. All of the above samples were analyzed by Standard Method 2540C.
5. All samples were analyzed within the established hold times.
6. All in house quality control procedures were followed, as described below.

General Quality Control Procedures:

- A Method Blank was analyzed with each batch. All criteria were met.
- All final weights of samples, standards, and blanks agreed within 0.5mg of the previous weight.
- A sample duplicate was analyzed with each batch. RPD/2 was less than 5%.
- A laboratory control sample was analyzed with each batch. All criteria were met.
- Samples were between 2.5mg and 200mg residue.
- All samples with residue <2.5mg had the maximum volume of 150mL filtered. Affected samples are as follows:
    - BA17560
    - BA17778
    - BA17787
    - BA17904
    - BA17905

Alabama Power
General Test Laboratory
744 County Road 87, GSC #8
Calera, AL 35040

# Case Narrative

Alabama Power

Anions

Gorgas Ash Pond

WMWGORAP_1303

1. This report consists of all MWs and corresponding Lab IDs listed on the Chain of Custody.
2. Refer to comments on Chain of Custody for information regarding sample receipt.
3. All standards and solutions meet NELAP traceability requirements and were used within their recommended shelf life.

| Sample ID | Batch ID | Project ID |
|---|---|---|
| BA17551 | 683049, 683140, & 682793 | WMWGORAP_1303 |
| BA17552 | 683049, 683140, & 682793 | WMWGORAP_1303 |
| BA17553 | 683049, 683140, & 682793 | WMWGORAP_1303 |
| BA17554 | 683049, 683140, & 682793 | WMWGORAP_1303 |
| BA17555 | 683049, 683140, & 682793 | WMWGORAP_1303 |
| BA17556 | 683049, 683140, & 682793 | WMWGORAP_1303 |
| BA17557 | 683049, 683140, & 682793 | WMWGORAP_1303 |
| BA17558 | 683049, 683140, & 682793 | WMWGORAP_1303 |
| BA17559 | 683049, 683140, & 682793 | WMWGORAP_1303 |
| BA17560 | 683049, 683140, & 682793 | WMWGORAP_1303 |
| BA17561 | 683050, 683141, & 682794 | WMWGORAP_1303 |
| BA17562 | 683050, 683141, & 682794 | WMWGORAP_1303 |
| BA17563 | 683050, 683141, & 682794 | WMWGORAP_1303 |
| BA17564 | 683050, 683141, & 682794 | WMWGORAP_1303 |
| BA17565 | 683050, 683141, & 682794 | WMWGORAP_1303 |
| BA17776 | 683050, 683141, & 682918 | WMWGORAP_1303 |
| BA17777 | 683050, 683141, & 682918 | WMWGORAP_1303 |
| BA17778 | 683050, 683141, & 682918 | WMWGORAP_1303 |
| BA17779 | 683050, 683141, & 682918 | WMWGORAP_1303 |
| BA17780 | 683050, 683141, & 682918 | WMWGORAP_1303 |
| BA17781 | 683051, 683142, & 682918 | WMWGORAP_1303 |
| BA17782 | 683051, 683142, & 682918 | WMWGORAP_1303 |
| BA17783 | 683051, 683142, & 682918 | WMWGORAP_1303 |
| BA17784 | 683051, 683142, & 682918 | WMWGORAP_1303 |
| BA17785 | 683051, 683142, & 682918 | WMWGORAP_1303 |
| BA17786 | 683051, 683142, & 682919 | WMWGORAP_1303 |
| BA17787 | 683051, 683142, & 682919 | WMWGORAP_1303 |
| BA17788 | 683051, 683142, & 682919 | WMWGORAP_1303 |
| BA17789 | 683051, 683142, & 682919 | WMWGORAP_1303 |
| BA17790 | 683051, 683142, & 682919 | WMWGORAP_1303 |
| BA17791 | 683052, 683143, & 682919 | WMWGORAP_1303 |

| | | |
|---|---|---|
| BA17792 | 683052, 683143, & 682919 | WMWGORAP_1303 |
| BA17793 | 683052, 683143, & 682919 | WMWGORAP_1303 |
| BA17794 | 683052, 683143, & 682919 | WMWGORAP_1303 |
| BA17795 | 683052, 683143, & 682919 | WMWGORAP_1303 |
| BA17796 | 683052, 683143, & 682920 | WMWGORAP_1303 |
| BA17797 | 683052, 683143, & 682920 | WMWGORAP_1303 |
| BA17798 | 683052, 683143, & 682920 | WMWGORAP_1303 |
| BA17898 | 683052, 683143, & 682927 | WMWGORAP_1303 |
| BA17899 | 683052, 683143, & 682927 | WMWGORAP_1303 |
| BA17900 | 683053, 683144, & 682927 | WMWGORAP_1303 |
| BA17901 | 683053, 683144, & 682927 | WMWGORAP_1303 |
| BA17902 | 683053, 683144, & 682927 | WMWGORAP_1303 |
| BA17903 | 683053, 683144, & 682927 | WMWGORAP_1303 |
| BA17904 | 683053, 683144, & 682927 | WMWGORAP_1303 |
| BA17905 | 683053, 683144, & 682927 | WMWGORAP_1303 |
| BA17906 | 683053, 683144, & 682927 | WMWGORAP_1303 |
| BA17907 | 683053, 683144, & 682927 | WMWGORAP_1303 |
| BA17908 | 683053, 683144, & 682928 | WMWGORAP_1303 |
| BA17909 | 683053, 683144, & 682928 | WMWGORAP_1303 |

4. All of the above samples were analyzed and prepared by SM4500 Cl E, SM4500 F G, and SM4500 SO4 E.
5. All samples were prepared and analyzed within the established hold times.
6. All in house quality control procedures were followed, as described below.

General Quality Control Procedures:

- All calibration met criteria for the requested analyte.
- Prior to sample analysis, an initial calibration verification (ICV), and all criteria were met.
- Prior to sample analysis, an initial calibration blank (ICB) was analyzed and was below half the limit of quantitation for the requested analyte.
- All continued calibration verification (CCV) were within the acceptance criteria for the requested analyte.
- All continued calibration blanks (CCB) were below half the limit of quantitation for the requested analyte.
- It is noted that the QC summary page typically provides the QC results from the original batch analytical sequence. If dilutions were subsequently performed to bring sample concentrations within the calibration range, any additional QC data from the dilution analyses may need to be obtained from the laboratory. Any qualifications applied to original analyses or dilution re-analyses are based upon QC data available at the time of review.

Matrix Specific Quality Control Procedures:

Similarity of matrix and therefore relevance of matrix specific QC results should not be automatically inferred for any sample other than the sample selected for QC.

- A matrix spike was analyzed with each batch. Acceptance criteria for accuracy were met.
- A sample duplicate was analyzed with each batch. Acceptance criteria for precision were met.

7. The following samples were diluted due to the analyzed sample concentration being greater than high standard of the calibration curve:

| Sample ID | Analyte | Dilution Factor |
|---|---|---|
| BA17551 | Chloride | 8 |
| BA17552 | Sulfate | 8 |
| BA17553 | Sulfate | 8 |
| BA17554 | Sulfate | 8 |
| BA17555 | Sulfate | 8 |
| BA17556 | Sulfate | 4 |
| BA17557 | Sulfate | 50 |
| BA17558 | Sulfate | 8 |
| BA17561 | Chloride & Sulfate | 3 & 10 |
| BA17564 | Sulfate | 4 |
| BA17565 | Chloride & Sulfate | 3 & 4 |
| BA17776 | Chloride & Sulfate | 16 & 20 |
| BA17777 | Sulfate | 8 |
| BA17779 | Chloride | 2 |
| BA17780 | Sulfate | 8 |
| BA17781 | Chloride | 2 |
| BA17782 | Chloride & Sulfate | 8 & 16 |
| BA17784 | Sulfate | 16 |
| BA17785 | Sulfate | 25 |
| BA17790 | Sulfate | 25 |
| BA17791 | Sulfate | 25 |
| BA17797 | Chloride & Sulfate | 2 & 32 |
| BA17898 | Chloride | 2 |
| BA17899 | Sulfate | 4 |
| BA17903 | Chloride & Sulfate | 5 & 16 |
| BA17906 | Sulfate | 5 |
| BA17909 | Chloride & Sulfate | 100 & 50 |

8. The raw data results are shown with dilution factors included.

Alabama Power
General Test Laboratory
744 County Road 87, GSC #8
Calera, AL 35040

# Case Narrative

Alkalinity

Gorgas Ash Pond

WMWGORAP_1303

1. This report consists of all MWs and corresponding Lab IDs listed on the Chain of Custody.
2. Refer to comments on Chain of Custody for information regarding sample receipt.
3. All standards and solutions meet NELAP traceability requirements and were used within their recommended shelf life.

| Sample ID | Batch ID | Project ID |
|---|---|---|
| BA17551 | 683211 & 683212 | WMWGORAP_1303 |
| BA17552 | 683211 & 683212 | WMWGORAP_1303 |
| BA17553 | 683211 & 683212 | WMWGORAP_1303 |
| BA17554 | 683211 & 683212 | WMWGORAP_1303 |
| BA17555 | 683211 & 683212 | WMWGORAP_1303 |
| BA17556 | 683211 & 683212 | WMWGORAP_1303 |
| BA17557 | 683211 & 683212 | WMWGORAP_1303 |
| BA17558 | 683211 & 683212 | WMWGORAP_1303 |
| BA17559 | 683211 & 683212 | WMWGORAP_1303 |
| BA17561 | 683211 & 683212 | WMWGORAP_1303 |
| BA17562 | 683211 & 683212 | WMWGORAP_1303 |
| BA17563 | 683211 & 683212 | WMWGORAP_1303 |
| BA17564 | 683211 & 683212 | WMWGORAP_1303 |
| BA17565 | 683211 & 683212 | WMWGORAP_1303 |
| BA17776 | 683211 & 683212 | WMWGORAP_1303 |
| BA17777 | 683211 & 683212 | WMWGORAP_1303 |
| BA17779 | 683211 & 683212 | WMWGORAP_1303 |
| BA17780 | 683211 & 683212 | WMWGORAP_1303 |
| BA17781 | 683211 & 683212 | WMWGORAP_1303 |
| BA17782 | 683211 & 683212 | WMWGORAP_1303 |
| BA17783 | 683732 & 683733 | WMWGORAP_1303 |
| BA17784 | 683732 & 683733 | WMWGORAP_1303 |
| BA17785 | 683732 & 683733 | WMWGORAP_1303 |
| BA17786 | 683732 & 683733 | WMWGORAP_1303 |
| BA17788 | 683732 & 683733 | WMWGORAP_1303 |
| BA17789 | 683732 & 683733 | WMWGORAP_1303 |
| BA17790 | 683732 & 683733 | WMWGORAP_1303 |
| BA17791 | 683732 & 683733 | WMWGORAP_1303 |
| BA17792 | 683732 & 683733 | WMWGORAP_1303 |
| BA17793 | 683732 & 683733 | WMWGORAP_1303 |
| BA17794 | 683732 & 683733 | WMWGORAP_1303 |

| | | |
|---|---|---|
| BA17795 | 683732 & 683733 | WMWGORAP_1303 |
| BA17796 | 683732 & 683733 | WMWGORAP_1303 |
| BA17797 | 683732 & 683733 | WMWGORAP_1303 |
| BA17798 | 683732 & 683733 | WMWGORAP_1303 |
| BA17898 | 683732 & 683733 | WMWGORAP_1303 |
| BA17899 | 683732 & 683733 | WMWGORAP_1303 |
| BA17900 | 683732 & 683733 | WMWGORAP_1303 |
| BA17901 | 683732 & 683733 | WMWGORAP_1303 |
| BA17902 | 683732 & 683733 | WMWGORAP_1303 |
| BA17903 | 683779 & 683780 | WMWGORAP_1303 |
| BA17906 | 683779 & 683780 | WMWGORAP_1303 |
| BA17907 | 683779 & 683780 | WMWGORAP_1303 |
| BA17908 | 683779 & 683780 | WMWGORAP_1303 |
| BA17909 | 683779 & 683780 | WMWGORAP_1303 |

4. All of the above samples were analyzed by Standard Method 2320B.
5. All samples were analyzed within the established hold times.
6. All in house quality control procedures were followed, as described below.

General Quality Control Procedures:

- An initial pH check was analyzed with each batch. The acceptance criteria were met.
- A final pH check was analyzed with each batch. The acceptance criteria were met.
- An alkalinity laboratory control sample was analyzed with each batch. Range criteria of within 10% of true value was met.
- An alkalinity sample duplicate was analyzed with each batch. Precision criteria less than 10 RPD was met.

Alabama Power
General Test Laboratory
744 County Road 87, GSC #8
Calera, AL 35040

# Certificate Of Analysis

Alabama Power

**Description:** Gorgas Ash Pond - MW-6V

**Location Code:** WMWGORAP
**Collected:** 9/15/20 15:35
**Customer ID:**
**Submittal Date:** 9/18/20 10:33

**Laboratory ID Number:** BA17551

| Name | Prepared | Analyzed | Vio Spec | DF | Results | Units | MDL | RL | Q |
|---|---|---|---|---|---|---|---|---|---|
| ***Analytical Method: EPA 200.7*** | ***Analyst: RDA*** | | | | ***Preparation Method: EPA 1638*** | | | | |
| * Boron, Total | 9/23/20 10:35 | 9/24/20 10:46 | | 1.015 | 0.0974 | mg/L | 0.03 | 0.1 | J |
| * Calcium, Total | 9/23/20 10:35 | 9/24/20 10:46 | | 1.015 | 1.74 | mg/L | 0.1 | 0.5 | |
| * Iron, Total | 9/23/20 10:35 | 9/24/20 10:46 | | 1.015 | 0.155 | mg/L | 0.02 | 0.05 | |
| * Lithium, Total | 9/23/20 10:35 | 9/24/20 10:46 | | 1.015 | 0.136 | mg/L | 0.01 | 0.02 | |
| * Magnesium, Total | 9/23/20 10:35 | 9/24/20 10:46 | | 1.015 | 0.517 | mg/L | 0.1 | 0.5 | |
| * Sodium, Total | 9/23/20 10:35 | 9/24/20 11:14 | | 10.15 | 369 | mg/L | 1.015 | 5.075 | |
| ***Analytical Method: EPA 200.7*** | ***Analyst: RDA*** | | | | | | | | |
| * Iron, Dissolved | 9/23/20 11:20 | 9/23/20 12:48 | | 1.015 | 0.0296 | mg/L | 0.02 | 0.05 | J |
| ***Analytical Method: EPA 200.8*** | ***Analyst: DLJ*** | | | | ***Preparation Method: EPA 1638*** | | | | |
| * Antimony, Total | 9/28/20 11:12 | 9/29/20 17:47 | | 1.015 | Not Detected | mg/L | 0.0008 | 0.003 | U |
| * Arsenic, Total | 9/28/20 11:12 | 9/29/20 17:47 | | 1.015 | Not Detected | mg/L | 0.001 | 0.005 | U |
| * Barium, Total | 9/28/20 11:12 | 10/1/20 12:17 | | 1.015 | 0.160 | mg/L | 0.002 | 0.01 | |
| * Beryllium, Total | 9/28/20 11:12 | 9/29/20 17:47 | | 1.015 | Not Detected | mg/L | 0.0006 | 0.003 | U |
| * Cadmium, Total | 9/28/20 11:12 | 9/29/20 17:47 | | 1.015 | Not Detected | mg/L | 0.0003 | 0.001 | U |
| * Chromium, Total | 9/28/20 11:12 | 9/29/20 17:47 | | 1.015 | Not Detected | mg/L | 0.002 | 0.01 | U |
| * Cobalt, Total | 9/28/20 11:12 | 9/29/20 17:47 | | 1.015 | Not Detected | mg/L | 0.002 | 0.005 | U |
| * Lead, Total | 9/28/20 11:12 | 9/29/20 17:47 | | 1.015 | Not Detected | mg/L | 0.001 | 0.005 | U |
| * Molybdenum, Total | 9/28/20 11:12 | 9/29/20 17:47 | | 1.015 | 0.00256 | mg/L | 0.002 | 0.01 | J |
| * Potassium, Total | 9/28/20 11:12 | 9/29/20 17:47 | | 1.015 | 1.72 | mg/L | 0.3 | 2.5 | J |
| * Manganese, Total | 9/28/20 11:12 | 9/29/20 17:47 | | 1.015 | 0.0148 | mg/L | 0.001 | 0.005 | |
| * Selenium, Total | 9/28/20 11:12 | 9/29/20 17:47 | | 1.015 | Not Detected | mg/L | 0.002 | 0.01 | U |
| * Thallium, Total | 9/28/20 11:12 | 9/29/20 17:47 | | 1.015 | Not Detected | mg/L | 0.0002 | 0.001 | U |
| ***Analytical Method: EPA 200.8*** | ***Analyst: DLJ*** | | | | | | | | |
| * Manganese, Dissolved | 9/28/20 09:17 | 9/29/20 13:04 | | 1.015 | 0.0134 | mg/L | 0.001 | 0.005 | |
| ***Analytical Method: EPA 245.1*** | ***Analyst: GAS*** | | | | | | | | |
| * Mercury, Total by CVAA | 9/22/20 09:37 | 9/22/20 13:18 | | 1 | Not Detected | mg/L | 0.0003 | 0.0005 | U |
| ***Analytical Method: SM 2320 B*** | ***Analyst: JAG*** | | | | | | | | |
| Alkalinity, Total as CaCO3 | 9/29/20 10:00 | 9/29/20 11:20 | | 1 | 754 | mg/L | | 0.1 | |
| ***Analytical Method: SM 2540C*** | ***Analyst: TJW*** | | | | | | | | |
| * Solids, Dissolved | 9/21/20 13:00 | 9/23/20 08:40 | | 1 | 857 | mg/L | | 83.3 | |

MDL's and RL's are adjusted for sample dilution, as applicable

**Comments:** The client submitted filtered samples for dissolved analysis, but no MB or LCS were submitted. Therefore, dissolved data is qualified.
LBM 10/16/20

Alabama Power
General Test Laboratory
744 County Road 87, GSC #8
Calera, AL 35040

# *Certificate Of Analysis*

Alabama Power

**Description:** Gorgas Ash Pond - MW-6V

**Location Code:** WMWGORAP
**Collected:** 9/15/20 15:35
**Customer ID:**
**Submittal Date:** 9/18/20 10:33

**Laboratory ID Number:** BA17551

| Name | Prepared | Analyzed | Vio Spec | DF | Results | Units | MDL | RL | Q |
|---|---|---|---|---|---|---|---|---|---|
| ***Analytical Method: SM 4500CO2 D*** | ***Analyst: JAG*** | | | | | | | | |
| Bicarbonate Alkalinity, (calc.) | 9/29/20 10:00 | 9/29/20 11:20 | | 1 | 717 | mg/L | | | |
| Carbonate Alkalinity, (calc.) | 9/29/20 10:00 | 9/29/20 11:20 | | 1 | 37.0 | mg/L | | | |
| ***Analytical Method: SM4500Cl E*** | ***Analyst: JCC*** | | | | | | | | |
| * Chloride | 9/25/20 12:54 | 9/25/20 12:54 | | 8 | 49.8 | mg/L | 4.00 | 8 | |
| ***Analytical Method: SM4500F G 2017*** | ***Analyst: JCC*** | | | | | | | | |
| * Fluoride | 9/28/20 11:39 | 9/28/20 11:39 | | 1 | 4.59 | mg/L | 0.06 | 0.1 | |
| ***Analytical Method: SM4500SO4 E 2011*** | ***Analyst: JCC*** | | | | | | | | |
| * Sulfate | 9/22/20 09:03 | 9/22/20 09:03 | | 1 | 7.02 | mg/L | 0.50 | 1 | |
| ***Analytical Method: Field Measurements*** | ***Analyst: TJD*** | | | | | | | | |
| Conductivity | 9/15/20 15:32 | 9/15/20 15:32 | | | 1402.40 | uS/cm | | | FA |
| pH | 9/15/20 15:32 | 9/15/20 15:32 | | | 8.76 | SU | | | FA |
| Temperature | 9/15/20 15:32 | 9/15/20 15:32 | | | 21.26 | C | | | FA |
| Turbidity | 9/15/20 15:32 | 9/15/20 15:32 | | | 7.49 | NTU | | | FA |

MDL's and RL's are adjusted for sample dilution, as applicable

**Comments:** The client submitted filtered samples for dissolved analysis, but no MB or LCS were submitted. Therefore, dissolved data is qualified.
LBM 10/16/20

Reported: 11/3/2020
Version: 3.1
COA_CCR

Alabama Power
General Test Laboratory
744 County Road 87, GSC #8
Calera, AL 35040

# Batch QC Summary

Alabama Power

**Customer Account:** WMWGORAP
**Sample Date:** 9/15/20 15:35
**Customer ID:**
**Delivery Date:** 9/18/20 10:33

**Description**: Gorgas Ash Pond - MW-6V

**Laboratory ID Number:** BA17551

| Sample | Analysis | Units | MB | MB Limit | Spike | MS | MSD | Standard | Standard Limit | Rec | Rec Limit | Prec | Prec Limit |
|---|---|---|---|---|---|---|---|---|---|---|---|---|---|
| BA17561 | Chromium, Total | mg/L | -0.0000021 | 0.00044 | 0.100 | 0.104 | 0.103 | 0.104 | 0.085 to 0.115 | 104 | 70 to 130 | 0.966 | 20 |
| BA17561 | Cadmium, Total | mg/L | 0.0000028 | 0.0001474 | 0.100 | 0.0997 | 0.101 | 0.0989 | 0.085 to 0.115 | 99.7 | 70 to 130 | 1.30 | 20 |
| BA17561 | Molybdenum, Total | mg/L | 0.0000186 | 0.0001474 | 0.100 | 0.122 | 0.124 | 0.106 | 0.085 to 0.115 | 104 | 70 to 130 | 1.63 | 20 |
| BA17561 | Magnesium, Total | mg/L | -0.00154 | 0.0462 | 5.00 | 5.55 | 5.63 | 5.05 | 4.25 to 5.75 | 97.9 | 70 to 130 | 1.43 | 20 |
| BA17562 | Manganese, Dissolved | mg/L | -0.0000116 | 0.0001474 | 0.10 | 0.107 | 0.113 | 0.101 | 0.085 to 0.115 | 100 | 70 to 130 | 5.45 | 20 |
| BA17561 | Manganese, Total | mg/L | 0.0000202 | 0.0001474 | 0.100 | 0.106 | 0.107 | 0.0986 | 0.085 to 0.115 | 97.8 | 70 to 130 | 0.939 | 20 |
| BA17561 | Thallium, Total | mg/L | 0.0000071 | 0.0001474 | 0.100 | 0.105 | 0.106 | 0.101 | 0.085 to 0.115 | 105 | 70 to 130 | 0.948 | 20 |
| BA17561 | Cobalt, Total | mg/L | -0.0000107 | 0.0001474 | 0.100 | 0.106 | 0.106 | 0.106 | 0.085 to 0.115 | 106 | 70 to 130 | 0.00 | 20 |
| BA17561 | Mercury, Total by CVAA | mg/L | 0.0000122 | 0.0005 | 0.004 | 0.00418 | 0.00415 | 0.00429 | 0.0034 to 0.0046 | 104 | 70 to 130 | 0.720 | 20 |
| BA17561 | Selenium, Total | mg/L | 0.0000507 | 0.001 | 0.100 | 0.0296 | 0.0314 | 0.102 | 0.085 to 0.115 | 23.2 | 70 to 130 | 5.90 | 20 |
| BA17561 | Arsenic, Total | mg/L | 0.0000142 | 0.0001474 | 0.100 | 0.115 | 0.115 | 0.105 | 0.085 to 0.115 | 106 | 70 to 130 | 0.00 | 20 |
| BA17561 | Barium, Total | mg/L | 0.0000099 | 0.0002 | 0.10 | 0.251 | 0.258 | 0.0989 | 0.085 to 0.115 | 87.0 | 70 to 130 | 2.75 | 20 |
| BA17561 | Antimony, Total | mg/L | 0.000175 | 0.001 | 0.100 | 0.103 | 0.104 | 0.101 | 0.085 to 0.115 | 103 | 70 to 130 | 0.966 | 20 |
| BA17561 | Beryllium, Total | mg/L | 0.0000018 | 0.00088 | 0.100 | 0.101 | 0.0997 | 0.0983 | 0.085 to 0.115 | 101 | 70 to 130 | 1.30 | 20 |
| BA17561 | Calcium, Total | mg/L | -0.00348 | 0.1518 | 5.00 | 6.97 | 7.03 | 5.05 | 4.25 to 5.75 | 99.6 | 70 to 130 | 0.857 | 20 |
| BA17561 | Lithium, Total | mg/L | 0.000168 | 0.0154 | 0.20 | 0.272 | 0.276 | 0.196 | 0.17 to 0.23 | 114 | 70 to 130 | 1.46 | 20 |
| BA17561 | Sodium, Total | mg/L | 0.000705 | 0.044 | 5.00 | 374 | 372 | 4.91 | 4.25 to 5.75 | 0.00 | 70 to 130 | 0.536 | 20 |
| BA17561 | Boron, Total | mg/L | -0.000998 | 0.0650254 | 1.00 | 1.14 | 1.16 | 1.00 | 0.85 to 1.15 | 100 | 70 to 130 | 1.74 | 20 |
| BA17561 | Iron, Dissolved | mg/L | 0.000233 | 0.0176 | 0.2 | 0.235 | 0.236 | 0.215 | 0.17 to 0.23 | 106 | 70 to 130 | 0.425 | 20 |
| BA17561 | Iron, Total | mg/L | 0.0000713 | 0.0176 | 0.2 | 0.280 | 0.283 | 0.203 | 0.17 to 0.23 | 97.4 | 70 to 130 | 1.07 | 20 |
| BA17561 | Potassium, Total | mg/L | -0.0108 | 0.3674 | 10.0 | 10.9 | 10.8 | 9.84 | 8.5 to 11.5 | 96.0 | 70 to 130 | 0.922 | 20 |
| BA17561 | Lead, Total | mg/L | 0.000002 | 0.0001474 | 0.100 | 0.109 | 0.110 | 0.106 | 0.085 to 0.115 | 109 | 70 to 130 | 0.913 | 20 |

**Comments:** The client submitted filtered samples for dissolved analysis, but no MB or LCS were submitted. Therefore, dissolved data is qualified.
LBM 10/16/20

Reported: 11/3/2020
Version: 3.1
COA_CCR

Alabama Power
General Test Laboratory
744 County Road 87, GSC #8
Calera, AL 35040

Alabama Power

# Batch QC Summary

**Customer Account:** WMWGORAP
**Sample Date:** 9/15/20 15:35
**Customer ID:**
**Delivery Date:** 9/18/20 10:33

**Description:** Gorgas Ash Pond - MW-6V

**Laboratory ID Number:** BA17551

| Sample | Analysis | Units | MB | MB Limit | Spike | MS | Sample Duplicate | Standard | Standard Limit | Rec | Rec Limit | Prec | Prec Limit |
|---|---|---|---|---|---|---|---|---|---|---|---|---|---|
| BA17560 | Fluoride | mg/L | 0.0166 | 0.05 | 2.50 | 2.66 | 0.019 | 2.56 | 2.25 to 2.75 | 106 | 80 to 120 | 0.00 | 20 |
| BA17782 | Alkalinity, Total as CaCO3 | mg/L | | | | | 340 | 53.1 | 45.0 to 55.0 | | | 0.295 | 10 |
| BA17560 | Chloride | mg/L | 0.000598 | 0.50 | 10.0 | 10.0 | -0.0118 | 10.6 | 9 to 11 | 100 | 80 to 120 | 0.00 | 20 |
| BA17559 | Solids, Dissolved | mg/L | -1.00 | 25 | | | 248 | 55.0 | 40 to 60 | | | 0.402 | 5 |
| BA17560 | Sulfate | mg/L | -0.533 | 0.50 | 20.0 | 18.7 | -0.577 | 20.0 | 18 to 22 | 93.5 | 80 to 120 | 0.00 | 20 |

**Comments:** The client submitted filtered samples for dissolved analysis, but no MB or LCS were submitted. Therefore, dissolved data is qualified.
LBM 10/16/20

Reported: 11/3/2020
Version: 3.1
COA_CCR

Alabama Power
General Test Laboratory
744 County Road 87, GSC #8
Calera, AL 35040

# Certificate Of Analysis

Alabama Power

**Description:** Gorgas Ash Pond - MW-7

**Location Code:** WMWGORAP
**Collected:** 9/16/20 11:50
**Customer ID:**
**Submittal Date:** 9/18/20 10:33

**Laboratory ID Number:** BA17552

| Name | Prepared | Analyzed | Vio Spec | DF | Results | Units | MDL | RL | Q |
|---|---|---|---|---|---|---|---|---|---|
| ***Analytical Method: EPA 200.7*** | ***Analyst: RDA*** | | | | ***Preparation Method: EPA 1638*** | | | | |
| * Boron, Total | 9/23/20 10:35 | 9/24/20 10:49 | | 1.015 | 1.54 | mg/L | 0.03 | 0.1 | |
| * Calcium, Total | 9/23/20 10:35 | 9/24/20 10:49 | | 1.015 | 12.2 | mg/L | 0.1 | 0.5 | |
| * Iron, Total | 9/23/20 10:35 | 9/24/20 11:17 | | 10.15 | 7.20 | mg/L | 0.203 | 0.5075 | |
| * Lithium, Total | 9/23/20 10:35 | 9/24/20 10:49 | | 1.015 | 0.160 | mg/L | 0.01 | 0.02 | |
| * Magnesium, Total | 9/23/20 10:35 | 9/24/20 10:49 | | 1.015 | 5.16 | mg/L | 0.1 | 0.5 | |
| * Sodium, Total | 9/23/20 10:35 | 9/24/20 11:17 | | 10.15 | 105 | mg/L | 1.015 | 5.075 | |
| ***Analytical Method: EPA 200.7*** | ***Analyst: RDA*** | | | | | | | | |
| * Iron, Dissolved | 9/23/20 11:20 | 9/23/20 12:51 | | 1.015 | 0.227 | mg/L | 0.02 | 0.05 | |
| ***Analytical Method: EPA 200.8*** | ***Analyst: DLJ*** | | | | ***Preparation Method: EPA 1638*** | | | | |
| * Antimony, Total | 9/28/20 11:12 | 9/29/20 17:50 | | 1.015 | Not Detected | mg/L | 0.0008 | 0.003 | U |
| * Arsenic, Total | 9/28/20 11:12 | 9/29/20 17:50 | | 1.015 | 0.282 | mg/L | 0.001 | 0.005 | |
| * Barium, Total | 9/28/20 11:12 | 10/1/20 12:23 | | 1.015 | 0.124 | mg/L | 0.002 | 0.01 | |
| * Beryllium, Total | 9/28/20 11:12 | 9/29/20 17:50 | | 1.015 | Not Detected | mg/L | 0.0006 | 0.003 | U |
| * Cadmium, Total | 9/28/20 11:12 | 9/29/20 17:50 | | 1.015 | Not Detected | mg/L | 0.0003 | 0.001 | U |
| * Chromium, Total | 9/28/20 11:12 | 9/29/20 17:50 | | 1.015 | 0.00482 | mg/L | 0.002 | 0.01 | J |
| * Cobalt, Total | 9/28/20 11:12 | 9/29/20 17:50 | | 1.015 | 0.00301 | mg/L | 0.002 | 0.005 | J |
| * Lead, Total | 9/28/20 11:12 | 9/29/20 17:50 | | 1.015 | 0.00295 | mg/L | 0.001 | 0.005 | J |
| * Molybdenum, Total | 9/28/20 11:12 | 9/29/20 17:50 | | 1.015 | 0.215 | mg/L | 0.002 | 0.01 | |
| * Potassium, Total | 9/28/20 11:12 | 9/29/20 17:50 | | 1.015 | 1.53 | mg/L | 0.3 | 2.5 | J |
| * Manganese, Total | 9/28/20 11:12 | 9/29/20 17:50 | | 1.015 | 0.110 | mg/L | 0.001 | 0.005 | |
| * Selenium, Total | 9/28/20 11:12 | 9/29/20 17:50 | | 1.015 | Not Detected | mg/L | 0.002 | 0.01 | U |
| * Thallium, Total | 9/28/20 11:12 | 9/29/20 17:50 | | 1.015 | Not Detected | mg/L | 0.0002 | 0.001 | U |
| ***Analytical Method: EPA 200.8*** | ***Analyst: DLJ*** | | | | | | | | |
| * Manganese, Dissolved | 9/28/20 09:17 | 9/29/20 13:06 | | 1.015 | 0.0374 | mg/L | 0.001 | 0.005 | |
| ***Analytical Method: EPA 245.1*** | ***Analyst: GAS*** | | | | | | | | |
| * Mercury, Total by CVAA | 9/22/20 09:37 | 9/22/20 13:20 | | 1 | Not Detected | mg/L | 0.0003 | 0.0005 | U |
| ***Analytical Method: SM 2320 B*** | ***Analyst: JAG*** | | | | | | | | |
| Alkalinity, Total as CaCO3 | 9/29/20 10:00 | 9/29/20 11:20 | | 1 | 119 | mg/L | | 0.1 | |
| ***Analytical Method: SM 2540C*** | ***Analyst: TJW*** | | | | | | | | |
| * Solids, Dissolved | 9/21/20 13:00 | 9/23/20 08:40 | | 1 | 351 | mg/L | | 25 | |

MDL's and RL's are adjusted for sample dilution, as applicable

**Comments:** The client submitted filtered samples for dissolved analysis, but no MB or LCS were submitted. Therefore, dissolved data is qualified. Matrix interferences in the groundwater caused erratic and unreliable turbidity values and were recorded as >10 NTU as an estimation. A dissolved set was collected. LBM 11/03/2020

Alabama Power
General Test Laboratory
744 County Road 87, GSC #8
Calera, AL 35040

# Certificate Of Analysis

Alabama Power

**Description:** Gorgas Ash Pond - MW-7

**Location Code:** WMWGORAP
**Collected:** 9/16/20 11:50
**Customer ID:**
**Submittal Date:** 9/18/20 10:33

**Laboratory ID Number:** BA17552

| Name | Prepared | Analyzed | Vio Spec | DF | Results | Units | MDL | RL | Q |
|---|---|---|---|---|---|---|---|---|---|
| ***Analytical Method: SM 4500CO2 D*** | ***Analyst: JAG*** | | | | | | | | |
| Bicarbonate Alkalinity, (calc.) | 9/29/20 10:00 | 9/29/20 11:20 | | 1 | 118 | mg/L | | | |
| Carbonate Alkalinity, (calc.) | 9/29/20 10:00 | 9/29/20 11:20 | | 1 | 0.67 | mg/L | | | |
| ***Analytical Method: SM4500Cl E*** | ***Analyst: JCC*** | | | | | | | | |
| * Chloride | 9/25/20 12:44 | 9/25/20 12:44 | | 1 | 6.17 | mg/L | 0.50 | 1 | |
| ***Analytical Method: SM4500F G 2017*** | ***Analyst: JCC*** | | | | | | | | |
| * Fluoride | 9/28/20 11:40 | 9/28/20 11:40 | | 1 | 0.126 | mg/L | 0.06 | 0.1 | |
| ***Analytical Method: SM4500SO4 E 2011*** | ***Analyst: JCC*** | | | | | | | | |
| * Sulfate | 9/22/20 09:04 | 9/22/20 09:04 | | 8 | 131 | mg/L | 4.00 | 8 | |
| ***Analytical Method: Field Measurements*** | ***Analyst: TJD*** | | | | | | | | |
| Conductivity | 9/16/20 11:43 | 9/16/20 11:43 | | | 527.64 | uS/cm | | | FA |
| pH | 9/16/20 11:43 | 9/16/20 11:43 | | | 7.74 | SU | | | FA |
| Temperature | 9/16/20 11:43 | 9/16/20 11:43 | | | 18.35 | C | | | FA |
| Turbidity | 9/16/20 11:43 | 9/16/20 11:43 | | | >10 | NTU | | | FA |

MDL's and RL's are adjusted for sample dilution, as applicable

**Comments:** The client submitted filtered samples for dissolved analysis, but no MB or LCS were submitted. Therefore, dissolved data is qualified. Matrix interferences in the groundwater caused erratic and unreliable turbidity values and were recorded as >10 NTU as an estimation. A dissolved set was collected. LBM 11/03/2020

Reported: 11/3/2020
Version: 3.1
COA_CCR

Alabama Power
General Test Laboratory
744 County Road 87, GSC #8
Calera, AL 35040

# Batch QC Summary

Alabama Power

**Customer Account:** WMWGORAP
**Sample Date:** 9/16/20 11:50
**Customer ID:**
**Delivery Date:** 9/18/20 10:33

**Description**: Gorgas Ash Pond - MW-7

**Laboratory ID Number:** BA17552

| Sample | Analysis | Units | MB | MB Limit | Spike | MS | MSD | Standard | Standard Limit | Rec | Rec Limit | Prec | Prec Limit |
|---|---|---|---|---|---|---|---|---|---|---|---|---|---|
| BA17561 | Chromium, Total | mg/L | -0.0000021 | 0.00044 | 0.100 | 0.104 | 0.103 | 0.104 | 0.085 to 0.115 | 104 | 70 to 130 | 0.966 | 20 |
| BA17561 | Cadmium, Total | mg/L | 0.0000028 | 0.0001474 | 0.100 | 0.0997 | 0.101 | 0.0989 | 0.085 to 0.115 | 99.7 | 70 to 130 | 1.30 | 20 |
| BA17561 | Molybdenum, Total | mg/L | 0.0000186 | 0.0001474 | 0.100 | 0.122 | 0.124 | 0.106 | 0.085 to 0.115 | 104 | 70 to 130 | 1.63 | 20 |
| BA17561 | Arsenic, Total | mg/L | 0.0000142 | 0.0001474 | 0.100 | 0.115 | 0.115 | 0.105 | 0.085 to 0.115 | 106 | 70 to 130 | 0.00 | 20 |
| BA17561 | Barium, Total | mg/L | 0.0000099 | 0.0002 | 0.10 | 0.251 | 0.258 | 0.0989 | 0.085 to 0.115 | 87.0 | 70 to 130 | 2.75 | 20 |
| BA17561 | Antimony, Total | mg/L | 0.000175 | 0.001 | 0.100 | 0.103 | 0.104 | 0.101 | 0.085 to 0.115 | 103 | 70 to 130 | 0.966 | 20 |
| BA17561 | Magnesium, Total | mg/L | -0.00154 | 0.0462 | 5.00 | 5.55 | 5.63 | 5.05 | 4.25 to 5.75 | 97.9 | 70 to 130 | 1.43 | 20 |
| BA17562 | Manganese, Dissolved | mg/L | -0.0000116 | 0.0001474 | 0.10 | 0.107 | 0.113 | 0.101 | 0.085 to 0.115 | 100 | 70 to 130 | 5.45 | 20 |
| BA17561 | Boron, Total | mg/L | -0.000998 | 0.0650254 | 1.00 | 1.14 | 1.16 | 1.00 | 0.85 to 1.15 | 100 | 70 to 130 | 1.74 | 20 |
| BA17561 | Iron, Dissolved | mg/L | 0.000233 | 0.0176 | 0.2 | 0.235 | 0.236 | 0.215 | 0.17 to 0.23 | 106 | 70 to 130 | 0.425 | 20 |
| BA17561 | Iron, Total | mg/L | 0.0000713 | 0.0176 | 0.2 | 0.280 | 0.283 | 0.203 | 0.17 to 0.23 | 97.4 | 70 to 130 | 1.07 | 20 |
| BA17561 | Potassium, Total | mg/L | -0.0108 | 0.3674 | 10.0 | 10.9 | 10.8 | 9.84 | 8.5 to 11.5 | 96.0 | 70 to 130 | 0.922 | 20 |
| BA17561 | Lead, Total | mg/L | 0.000002 | 0.0001474 | 0.100 | 0.109 | 0.110 | 0.106 | 0.085 to 0.115 | 109 | 70 to 130 | 0.913 | 20 |
| BA17561 | Manganese, Total | mg/L | 0.0000202 | 0.0001474 | 0.100 | 0.106 | 0.107 | 0.0986 | 0.085 to 0.115 | 97.8 | 70 to 130 | 0.939 | 20 |
| BA17561 | Thallium, Total | mg/L | 0.0000071 | 0.0001474 | 0.100 | 0.105 | 0.106 | 0.101 | 0.085 to 0.115 | 105 | 70 to 130 | 0.948 | 20 |
| BA17561 | Beryllium, Total | mg/L | 0.0000018 | 0.00088 | 0.100 | 0.101 | 0.0997 | 0.0983 | 0.085 to 0.115 | 101 | 70 to 130 | 1.30 | 20 |
| BA17561 | Calcium, Total | mg/L | -0.00348 | 0.1518 | 5.00 | 6.97 | 7.03 | 5.05 | 4.25 to 5.75 | 99.6 | 70 to 130 | 0.857 | 20 |
| BA17561 | Lithium, Total | mg/L | 0.000168 | 0.0154 | 0.20 | 0.272 | 0.276 | 0.196 | 0.17 to 0.23 | 114 | 70 to 130 | 1.46 | 20 |
| BA17561 | Sodium, Total | mg/L | 0.000705 | 0.044 | 5.00 | 374 | 372 | 4.91 | 4.25 to 5.75 | 0.00 | 70 to 130 | 0.536 | 20 |
| BA17561 | Cobalt, Total | mg/L | -0.0000107 | 0.0001474 | 0.100 | 0.106 | 0.106 | 0.106 | 0.085 to 0.115 | 106 | 70 to 130 | 0.00 | 20 |
| BA17561 | Mercury, Total by CVAA | mg/L | 0.0000122 | 0.0005 | 0.004 | 0.00418 | 0.00415 | 0.00429 | 0.0034 to 0.0046 | 104 | 70 to 130 | 0.720 | 20 |
| BA17561 | Selenium, Total | mg/L | 0.0000507 | 0.001 | 0.100 | 0.0296 | 0.0314 | 0.102 | 0.085 to 0.115 | 23.2 | 70 to 130 | 5.90 | 20 |

**Comments:** The client submitted filtered samples for dissolved analysis, but no MB or LCS were submitted. Therefore, dissolved data is qualified.
Matrix interferences in the groundwater caused erratic and unreliable turbidity values and were recorded as >10 NTU as an estimation.
A dissolved set was collected. LBM 11/03/2020

Reported: 11/3/2020
Version: 3.1
COA_CCR

Alabama Power
General Test Laboratory
744 County Road 87, GSC #8
Calera, AL 35040

Alabama Power

# Batch QC Summary

**Customer Account:** WMWGORAP
**Sample Date:** 9/16/20 11:50
**Customer ID:**
**Delivery Date:** 9/18/20 10:33

**Description:** Gorgas Ash Pond - MW-7

**Laboratory ID Number:** BA17552

| Sample | Analysis | Units | MB | MB Limit | Spike | MS | Sample Duplicate | Standard | Standard Limit | Rec | Rec Limit | Prec | Prec Limit |
|---|---|---|---|---|---|---|---|---|---|---|---|---|---|
| BA17782 | Alkalinity, Total as CaCO3 | mg/L | | | | | 340 | 53.1 | 45.0 to 55.0 | | | 0.295 | 10 |
| BA17560 | Chloride | mg/L | 0.000598 | 0.50 | 10.0 | 10.0 | -0.0118 | 10.6 | 9 to 11 | 100 | 80 to 120 | 0.00 | 20 |
| BA17560 | Fluoride | mg/L | 0.0166 | 0.05 | 2.50 | 2.66 | 0.019 | 2.56 | 2.25 to 2.75 | 106 | 80 to 120 | 0.00 | 20 |
| BA17559 | Solids, Dissolved | mg/L | -1.00 | 25 | | | 248 | 55.0 | 40 to 60 | | | 0.402 | 5 |
| BA17560 | Sulfate | mg/L | -0.533 | 0.50 | 20.0 | 18.7 | -0.577 | 20.0 | 18 to 22 | 93.5 | 80 to 120 | 0.00 | 20 |

**Comments:** The client submitted filtered samples for dissolved analysis, but no MB or LCS were submitted. Therefore, dissolved data is qualified. Matrix interferences in the groundwater caused erratic and unreliable turbidity values and were recorded as >10 NTU as an estimation. A dissolved set was collected. LBM 11/03/2020

Alabama Power
General Test Laboratory
744 County Road 87, GSC #8
Calera, AL 35040

# Certificate Of Analysis

Alabama Power

**Description:** Gorgas Ash Pond - MW-7 DIS

**Location Code:** WMWGORAP
**Collected:** 9/16/20 11:50
**Customer ID:**
**Submittal Date:** 9/18/20 10:33

**Laboratory ID Number:** BA17553

| Name | Prepared | Analyzed | Vio Spec | DF | Results | Units | MDL | RL | Q |
|---|---|---|---|---|---|---|---|---|---|
| ***Analytical Method: EPA 200.7*** | ***Analyst: RDA*** | | | | | | | | |
| * Boron, Dissolved | 9/23/20 11:20 | 9/23/20 12:54 | | 1.015 | 1.60 | mg/L | 0.03 | 0.1 | |
| * Calcium, Dissolved | 9/23/20 11:20 | 9/23/20 12:54 | | 1.015 | 12.6 | mg/L | 0.1 | 0.5 | |
| * Iron, Dissolved | 9/23/20 11:20 | 9/23/20 12:54 | | 1.015 | 0.216 | mg/L | 0.02 | 0.05 | |
| * Lithium, Dissolved | 9/23/20 11:20 | 9/23/20 14:59 | | 1.015 | 0.168 | mg/L | 0.01 | 0.02 | |
| * Magnesium, Dissolved | 9/23/20 11:20 | 9/23/20 14:59 | | 1.015 | 4.47 | mg/L | 0.1 | 0.5 | |
| * Sodium, Dissolved | 9/23/20 11:20 | 9/23/20 14:07 | | 101.5 | 105 | mg/L | 10.15 | 50.75 | |
| ***Analytical Method: EPA 200.8*** | ***Analyst: DLJ*** | | | | | | | | |
| * Antimony, Dissolved | 9/28/20 09:17 | 9/29/20 15:59 | | 1.015 | Not Detected | mg/L | 0.0008 | 0.003 | U |
| * Arsenic, Dissolved | 9/28/20 09:17 | 9/29/20 15:59 | | 1.015 | Not Detected | mg/L | 0.001 | 0.005 | U |
| * Barium, Dissolved | 9/28/20 09:17 | 9/29/20 15:59 | | 1.015 | 0.336 | mg/L | 0.002 | 0.01 | |
| * Beryllium, Dissolved | 9/28/20 09:17 | 9/29/20 15:59 | | 1.015 | Not Detected | mg/L | 0.0006 | 0.003 | U |
| * Cadmium, Dissolved | 9/28/20 09:17 | 9/29/20 15:59 | | 1.015 | Not Detected | mg/L | 0.0003 | 0.001 | U |
| * Chromium, Dissolved | 9/28/20 09:17 | 9/29/20 15:59 | | 1.015 | Not Detected | mg/L | 0.002 | 0.01 | U |
| * Cobalt, Dissolved | 9/28/20 09:17 | 9/29/20 15:59 | | 1.015 | Not Detected | mg/L | 0.002 | 0.005 | U |
| * Lead, Dissolved | 9/28/20 09:17 | 9/29/20 15:59 | | 1.015 | Not Detected | mg/L | 0.001 | 0.005 | U |
| * Molybdenum, Dissolved | 9/28/20 09:17 | 9/29/20 15:59 | | 1.015 | 0.00701 | mg/L | 0.002 | 0.01 | J |
| * Manganese, Dissolved | 9/28/20 09:17 | 9/29/20 15:59 | | 1.015 | 0.0503 | mg/L | 0.001 | 0.005 | |
| * Potassium, Dissolved | 9/28/20 09:17 | 9/29/20 15:59 | | 1.015 | 2.45 | mg/L | 0.3 | 2.5 | J |
| * Selenium, Dissolved | 9/28/20 09:17 | 9/29/20 15:59 | | 1.015 | Not Detected | mg/L | 0.002 | 0.01 | U |
| * Thallium, Dissolved | 9/28/20 09:17 | 9/29/20 15:59 | | 1.015 | Not Detected | mg/L | 0.0002 | 0.001 | U |
| ***Analytical Method: EPA 245.1*** | ***Analyst: GAS*** | | | | | | | | |
| * Mercury, Dissolved by CVAA | 9/22/20 09:37 | 9/22/20 14:19 | | 1 | Not Detected | mg/L | 0.0003 | 0.0005 | U |
| ***Analytical Method: SM 2320 B*** | ***Analyst: JAG*** | | | | | | | | |
| Alkalinity, Total as CaCO3 | 9/29/20 10:00 | 9/29/20 11:20 | | 1 | 117 | mg/L | | 0.1 | |
| ***Analytical Method: SM 2540C*** | ***Analyst: TJW*** | | | | | | | | |
| * Solids, Dissolved | 9/21/20 13:00 | 9/23/20 08:40 | | 1 | 337 | mg/L | | 25 | |
| ***Analytical Method: SM 4500CO2 D*** | ***Analyst: JAG*** | | | | | | | | |
| Bicarbonate Alkalinity, (calc.) | 9/29/20 10:00 | 9/29/20 11:20 | | 1 | 116 | mg/L | | | |
| Carbonate Alkalinity, (calc.) | 9/29/20 10:00 | 9/29/20 11:20 | | 1 | 0.71 | mg/L | | | |

MDL's and RL's are adjusted for sample dilution, as applicable

**Comments:** The client submitted filtered samples for dissolved analysis, but no MB or LCS were submitted. Therefore, dissolved data is qualified. Matrix interferences in the groundwater caused erratic and unreliable turbidity values and were recorded as >10 NTU as an estimation. A dissolved set was collected. LBM 11/03/2020

Reported: 11/3/2020
Version: 3.1
COA_CCR

Alabama Power
General Test Laboratory
744 County Road 87, GSC #8
Calera, AL 35040

# Certificate Of Analysis

Alabama Power

**Description:** Gorgas Ash Pond - MW-7 DIS

**Location Code:** WMWGORAP
**Collected:** 9/16/20 11:50
**Customer ID:**
**Submittal Date:** 9/18/20 10:33

**Laboratory ID Number:** BA17553

| Name | Prepared | Analyzed | Vio Spec | DF | Results | Units | MDL | RL | Q |
|---|---|---|---|---|---|---|---|---|---|
| ***Analytical Method: SM4500Cl E*** | ***Analyst: JCC*** | | | | | | | | |
| * Chloride | 9/25/20 12:45 | 9/25/20 12:45 | | 1 | 6.39 | mg/L | 0.50 | 1 | |
| ***Analytical Method: SM4500F G 2017*** | ***Analyst: JCC*** | | | | | | | | |
| * Fluoride | 9/28/20 11:41 | 9/28/20 11:41 | | 1 | 0.123 | mg/L | 0.06 | 0.1 | |
| ***Analytical Method: SM4500SO4 E 2011*** | ***Analyst: JCC*** | | | | | | | | |
| * Sulfate | 9/22/20 09:05 | 9/22/20 09:05 | | 8 | 131 | mg/L | 4.00 | 8 | |
| ***Analytical Method: Field Measurements*** | ***Analyst: TJD*** | | | | | | | | |
| Conductivity | 9/16/20 11:43 | 9/16/20 11:43 | | | 527.64 | uS/cm | | | FA |
| pH | 9/16/20 11:43 | 9/16/20 11:43 | | | 7.74 | SU | | | FA |
| Temperature | 9/16/20 11:43 | 9/16/20 11:43 | | | 18.35 | C | | | FA |
| Turbidity | 9/16/20 11:43 | 9/16/20 11:43 | | | >10 | NTU | | | FA |

MDL's and RL's are adjusted for sample dilution, as applicable

**Comments:** The client submitted filtered samples for dissolved analysis, but no MB or LCS were submitted. Therefore, dissolved data is qualified. Matrix interferences in the groundwater caused erratic and unreliable turbidity values and were recorded as >10 NTU as an estimation. A dissolved set was collected. LBM 11/03/2020

Reported: 11/3/2020
Version: 3.1
COA_CCR

Alabama Power
General Test Laboratory
744 County Road 87, GSC #8
Calera, AL 35040

# Batch QC Summary

Alabama Power

**Customer Account:** WMWGORAP
**Sample Date:** 9/16/20 11:50
**Customer ID:**
**Delivery Date:** 9/18/20 10:33

**Description**: Gorgas Ash Pond - MW-7 DIS

**Laboratory ID Number:** BA17553

| Sample | Analysis | Units | MB | MB Limit | Spike | MS | MSD | Standard | Standard Limit | Rec | Rec Limit | Prec | Prec Limit |
|---|---|---|---|---|---|---|---|---|---|---|---|---|---|
| BA17561 | Calcium, Dissolved | mg/L | 0.00238 | 0.1518 | 5.00 | 7.62 | 7.65 | 5.49 | 4.25 to 5.75 | 109 | 70 to 130 | 0.393 | 20 |
| BA17901 | Molybdenum, Dissolved | mg/L | 0.0000136 | 0.0001474 | 0.10 | 0.115 | 0.115 | 0.114 | 0.085 to 0.115 | 111 | 70 to 130 | 0.00 | 20 |
| BA17901 | Chromium, Dissolved | mg/L | 0.0000804 | 0.00044 | 0.10 | 0.110 | 0.108 | 0.109 | 0.085 to 0.115 | 110 | 70 to 130 | 1.83 | 20 |
| BA17901 | Potassium, Dissolved | mg/L | 0.00369 | 0.3674 | 10.0 | 16.0 | 16.0 | 10.8 | 8.5 to 11.5 | 106 | 70 to 130 | 0.00 | 20 |
| BA17561 | Boron, Dissolved | mg/L | -0.00710 | 0.0650254 | 1.00 | 1.18 | 1.18 | 1.04 | 0.85 to 1.15 | 104 | 70 to 130 | 0.00 | 20 |
| BA17561 | Iron, Dissolved | mg/L | 0.000233 | 0.0176 | 0.2 | 0.235 | 0.236 | 0.215 | 0.17 to 0.23 | 106 | 70 to 130 | 0.425 | 20 |
| BA17561 | Sodium, Dissolved | mg/L | 0.00135 | 0.044 | 5.00 | 378 | 382 | 5.42 | 4.25 to 5.75 | -180 | 70 to 130 | 1.05 | 20 |
| BA17901 | Barium, Dissolved | mg/L | 0.0000274 | 0.0002 | 0.100 | 1.36 | 1.38 | 0.112 | 0.085 to 0.115 | 100 | 70 to 130 | 1.46 | 20 |
| BA17901 | Beryllium, Dissolved | mg/L | 0.0000008 | 0.00088 | 0.10 | 0.0953 | 0.0949 | 0.0943 | 0.085 to 0.115 | 95.3 | 70 to 130 | 0.421 | 20 |
| BA17901 | Manganese, Dissolved | mg/L | 0.0000149 | 0.0001474 | 0.10 | 0.141 | 0.145 | 0.106 | 0.085 to 0.115 | 102 | 70 to 130 | 2.80 | 20 |
| BA17901 | Thallium, Dissolved | mg/L | -0.0000031 | 0.0001474 | 0.10 | 0.104 | 0.110 | 0.109 | 0.085 to 0.115 | 104 | 70 to 130 | 5.61 | 20 |
| BA17561 | Magnesium, Dissolved | mg/L | 0.00759 | 0.0462 | 5.00 | 6.34 | 6.40 | 5.60 | 4.25 to 5.75 | 112 | 70 to 130 | 0.942 | 20 |
| BA17901 | Lead, Dissolved | mg/L | -0.0000090 | 0.0001474 | 0.10 | 0.112 | 0.113 | 0.108 | 0.085 to 0.115 | 112 | 70 to 130 | 0.889 | 20 |
| BA17901 | Selenium, Dissolved | mg/L | 0.0000113 | 0.001 | 0.10 | 0.113 | 0.111 | 0.112 | 0.085 to 0.115 | 113 | 70 to 130 | 1.79 | 20 |
| BA17553 | Mercury, Dissolved by | mg/L | 0.0000142 | 0.0005 | 0.004 | 0.00415 | 0.00402 | 0.00431 | 0.0034 to 0.0046 | 104 | 70 to 130 | 3.18 | 20 |
| BA17561 | Lithium, Dissolved | mg/L | 0.000192 | 0.0154 | 0.20 | 0.277 | 0.280 | 0.228 | 0.17 to 0.23 | 116 | 70 to 130 | 1.08 | 20 |
| BA17901 | Cobalt, Dissolved | mg/L | -0.0000225 | 0.0001474 | 0.10 | 0.113 | 0.112 | 0.113 | 0.085 to 0.115 | 113 | 70 to 130 | 0.889 | 20 |
| BA17901 | Arsenic, Dissolved | mg/L | -0.0000019 | 0.0001474 | 0.10 | 0.114 | 0.113 | 0.112 | 0.085 to 0.115 | 113 | 70 to 130 | 0.881 | 20 |
| BA17901 | Cadmium, Dissolved | mg/L | 0.0000032 | 0.0001474 | 0.10 | 0.113 | 0.114 | 0.113 | 0.085 to 0.115 | 113 | 70 to 130 | 0.881 | 20 |
| BA17901 | Antimony, Dissolved | mg/L | 0.000142 | 0.001 | 0.10 | 0.102 | 0.105 | 0.102 | 0.085 to 0.115 | 101 | 70 to 130 | 2.90 | 20 |

**Comments:** The client submitted filtered samples for dissolved analysis, but no MB or LCS were submitted. Therefore, dissolved data is qualified. Matrix interferences in the groundwater caused erratic and unreliable turbidity values and were recorded as >10 NTU as an estimation. A dissolved set was collected. LBM 11/03/2020

Reported: 11/3/2020
Version: 3.1
COA_CCR

Alabama Power
General Test Laboratory
744 County Road 87, GSC #8
Calera, AL 35040

Alabama Power

# Batch QC Summary

**Customer Account:** WMWGORAP
**Sample Date:** 9/16/20 11:50
**Customer ID:**
**Delivery Date:** 9/18/20 10:33

**Description:** Gorgas Ash Pond - MW-7 DIS

**Laboratory ID Number:** BA17553

| Sample | Analysis | Units | MB | MB Limit | Spike | MS | Sample Duplicate | Standard | Standard Limit | Rec | Rec Limit | Prec | Prec Limit |
|---|---|---|---|---|---|---|---|---|---|---|---|---|---|
| BA17782 | Alkalinity, Total as CaCO3 | mg/L | | | | | 340 | 53.1 | 45.0 to 55.0 | | | 0.295 | 10 |
| BA17560 | Fluoride | mg/L | 0.0166 | 0.05 | 2.50 | 2.66 | 0.019 | 2.56 | 2.25 to 2.75 | 106 | 80 to 120 | 0.00 | 20 |
| BA17560 | Chloride | mg/L | 0.000598 | 0.50 | 10.0 | 10.0 | -0.0118 | 10.6 | 9 to 11 | 100 | 80 to 120 | 0.00 | 20 |
| BA17559 | Solids, Dissolved | mg/L | -1.00 | 25 | | | 248 | 55.0 | 40 to 60 | | | 0.402 | 5 |
| BA17560 | Sulfate | mg/L | -0.533 | 0.50 | 20.0 | 18.7 | -0.577 | 20.0 | 18 to 22 | 93.5 | 80 to 120 | 0.00 | 20 |

**Comments:** The client submitted filtered samples for dissolved analysis, but no MB or LCS were submitted. Therefore, dissolved data is qualified. Matrix interferences in the groundwater caused erratic and unreliable turbidity values and were recorded as >10 NTU as an estimation. A dissolved set was collected. LBM 11/03/2020

Alabama Power
General Test Laboratory
744 County Road 87, GSC #8
Calera, AL 35040

# Certificate Of Analysis

Alabama Power

**Description:** Gorgas Ash Pond - MW-6S

**Location Code:** WMWGORAP
**Collected:** 9/16/20 14:33
**Customer ID:**
**Submittal Date:** 9/18/20 10:33

**Laboratory ID Number:** BA17554

| Name | Prepared | Analyzed | Vio Spec | DF | Results | Units | MDL | RL | Q |
|---|---|---|---|---|---|---|---|---|---|
| ***Analytical Method: EPA 200.7*** | ***Analyst: RDA*** | | | | ***Preparation Method: EPA 1638*** | | | | |
| * Boron, Total | 9/23/20 10:35 | 9/24/20 10:52 | | 1.015 | 0.800 | mg/L | 0.03 | 0.1 | |
| * Calcium, Total | 9/23/20 10:35 | 9/24/20 11:20 | | 10.15 | 55.9 | mg/L | 1.015 | 5.075 | |
| * Iron, Total | 9/23/20 10:35 | 9/24/20 10:52 | | 1.015 | 2.85 | mg/L | 0.02 | 0.05 | |
| * Lithium, Total | 9/23/20 10:35 | 9/24/20 10:52 | | 1.015 | 0.0660 | mg/L | 0.01 | 0.02 | |
| * Magnesium, Total | 9/23/20 10:35 | 9/24/20 10:52 | | 1.015 | 16.2 | mg/L | 0.1 | 0.5 | |
| * Sodium, Total | 9/23/20 10:35 | 9/24/20 10:52 | | 1.015 | 6.41 | mg/L | 0.1 | 0.5 | |
| ***Analytical Method: EPA 200.7*** | ***Analyst: RDA*** | | | | | | | | |
| * Iron, Dissolved | 9/23/20 11:20 | 9/23/20 12:57 | | 1.015 | 2.78 | mg/L | 0.02 | 0.05 | |
| ***Analytical Method: EPA 200.8*** | ***Analyst: DLJ*** | | | | ***Preparation Method: EPA 1638*** | | | | |
| * Antimony, Total | 9/28/20 11:12 | 9/29/20 17:53 | | 1.015 | 0.000948 | mg/L | 0.0008 | 0.003 | J |
| * Arsenic, Total | 9/28/20 11:12 | 9/29/20 17:53 | | 1.015 | 0.00611 | mg/L | 0.001 | 0.005 | |
| * Barium, Total | 9/28/20 11:12 | 10/1/20 12:26 | | 1.015 | 0.0682 | mg/L | 0.002 | 0.01 | |
| * Beryllium, Total | 9/28/20 11:12 | 9/29/20 17:53 | | 1.015 | Not Detected | mg/L | 0.0006 | 0.003 | U |
| * Cadmium, Total | 9/28/20 11:12 | 9/29/20 17:53 | | 1.015 | Not Detected | mg/L | 0.0003 | 0.001 | U |
| * Chromium, Total | 9/28/20 11:12 | 9/29/20 17:53 | | 1.015 | Not Detected | mg/L | 0.002 | 0.01 | U |
| * Cobalt, Total | 9/28/20 11:12 | 9/29/20 17:53 | | 1.015 | Not Detected | mg/L | 0.002 | 0.005 | U |
| * Lead, Total | 9/28/20 11:12 | 9/29/20 17:53 | | 1.015 | Not Detected | mg/L | 0.001 | 0.005 | U |
| * Molybdenum, Total | 9/28/20 11:12 | 9/29/20 17:53 | | 1.015 | 0.0427 | mg/L | 0.002 | 0.01 | |
| * Potassium, Total | 9/28/20 11:12 | 9/29/20 17:53 | | 1.015 | 4.03 | mg/L | 0.3 | 2.5 | |
| * Manganese, Total | 9/28/20 11:12 | 9/29/20 17:53 | | 1.015 | 1.23 | mg/L | 0.001 | 0.005 | |
| * Selenium, Total | 9/28/20 11:12 | 9/29/20 17:53 | | 1.015 | Not Detected | mg/L | 0.002 | 0.01 | U |
| * Thallium, Total | 9/28/20 11:12 | 9/29/20 17:53 | | 1.015 | Not Detected | mg/L | 0.0002 | 0.001 | U |
| ***Analytical Method: EPA 200.8*** | ***Analyst: DLJ*** | | | | | | | | |
| * Manganese, Dissolved | 9/28/20 09:17 | 9/29/20 13:09 | | 1.015 | 1.25 | mg/L | 0.001 | 0.005 | |
| ***Analytical Method: EPA 245.1*** | ***Analyst: GAS*** | | | | | | | | |
| * Mercury, Total by CVAA | 9/22/20 09:37 | 9/22/20 13:22 | | 1 | Not Detected | mg/L | 0.0003 | 0.0005 | U |
| ***Analytical Method: SM 2320 B*** | ***Analyst: JAG*** | | | | | | | | |
| Alkalinity, Total as CaCO3 | 9/29/20 10:00 | 9/29/20 11:20 | | 1 | 84.4 | mg/L | | 0.1 | |
| ***Analytical Method: SM 2540C*** | ***Analyst: TJW*** | | | | | | | | |
| * Solids, Dissolved | 9/21/20 13:00 | 9/23/20 08:40 | | 1 | 269 | mg/L | | 25 | |

MDL's and RL's are adjusted for sample dilution, as applicable

**Comments:** The client submitted filtered samples for dissolved analysis, but no MB or LCS were submitted. Therefore, dissolved data is qualified.
LBM 10/16/20

Alabama Power
General Test Laboratory
744 County Road 87, GSC #8
Calera, AL 35040

# *Certificate Of Analysis*

Alabama Power

**Description:** Gorgas Ash Pond - MW-6S

**Location Code:** WMWGORAP
**Collected:** 9/16/20 14:33
**Customer ID:**
**Submittal Date:** 9/18/20 10:33

**Laboratory ID Number:** BA17554

| Name | Prepared | Analyzed | Vio Spec | DF | Results | Units | MDL | RL | Q |
|---|---|---|---|---|---|---|---|---|---|
| ***Analytical Method: SM 4500CO2 D*** | ***Analyst: JAG*** | | | | | | | | |
| Bicarbonate Alkalinity, (calc.) | 9/29/20 10:00 | 9/29/20 11:20 | | 1 | 84.3 | mg/L | | | |
| Carbonate Alkalinity, (calc.) | 9/29/20 10:00 | 9/29/20 11:20 | | 1 | 0.08 | mg/L | | | |
| ***Analytical Method: SM4500Cl E*** | ***Analyst: JCC*** | | | | | | | | |
| * Chloride | 9/25/20 12:46 | 9/25/20 12:46 | | 1 | 14.6 | mg/L | 0.50 | 1 | |
| ***Analytical Method: SM4500F G 2017*** | ***Analyst: JCC*** | | | | | | | | |
| * Fluoride | 9/28/20 11:42 | 9/28/20 11:42 | | 1 | 0.308 | mg/L | 0.06 | 0.1 | |
| ***Analytical Method: SM4500SO4 E 2011*** | ***Analyst: JCC*** | | | | | | | | |
| * Sulfate | 9/22/20 09:06 | 9/22/20 09:06 | | 8 | 115 | mg/L | 4.00 | 8 | |
| ***Analytical Method: Field Measurements*** | ***Analyst: TJD*** | | | | | | | | |
| Conductivity | 9/16/20 14:30 | 9/16/20 14:30 | | | 427.21 | uS/cm | | | FA |
| pH | 9/16/20 14:30 | 9/16/20 14:30 | | | 6.93 | SU | | | FA |
| Temperature | 9/16/20 14:30 | 9/16/20 14:30 | | | 23.47 | C | | | FA |
| Turbidity | 9/16/20 14:30 | 9/16/20 14:30 | | | 4.14 | NTU | | | FA |

MDL's and RL's are adjusted for sample dilution, as applicable

**Comments:** The client submitted filtered samples for dissolved analysis, but no MB or LCS were submitted. Therefore, dissolved data is qualified.
LBM 10/16/20

Reported: 11/3/2020
Version: 3.1
COA_CCR

Alabama Power
General Test Laboratory
744 County Road 87, GSC #8
Calera, AL 35040

# Batch QC Summary

Alabama Power

**Customer Account:** WMWGORAP
**Sample Date:** 9/16/20 14:33
**Customer ID:**
**Delivery Date:** 9/18/20 10:33

**Description**: Gorgas Ash Pond - MW-6S

**Laboratory ID Number:** BA17554

| Sample | Analysis | Units | MB | MB Limit | Spike | MS | MSD | Standard | Standard Limit | Rec | Rec Limit | Prec | Prec Limit |
|---|---|---|---|---|---|---|---|---|---|---|---|---|---|
| BA17561 | Chromium, Total | mg/L | -0.0000021 | 0.00044 | 0.100 | 0.104 | 0.103 | 0.104 | 0.085 to 0.115 | 104 | 70 to 130 | 0.966 | 20 |
| BA17561 | Arsenic, Total | mg/L | 0.0000142 | 0.0001474 | 0.100 | 0.115 | 0.115 | 0.105 | 0.085 to 0.115 | 106 | 70 to 130 | 0.00 | 20 |
| BA17561 | Barium, Total | mg/L | 0.0000099 | 0.0002 | 0.10 | 0.251 | 0.258 | 0.0989 | 0.085 to 0.115 | 87.0 | 70 to 130 | 2.75 | 20 |
| BA17561 | Antimony, Total | mg/L | 0.000175 | 0.001 | 0.100 | 0.103 | 0.104 | 0.101 | 0.085 to 0.115 | 103 | 70 to 130 | 0.966 | 20 |
| BA17561 | Magnesium, Total | mg/L | -0.00154 | 0.0462 | 5.00 | 5.55 | 5.63 | 5.05 | 4.25 to 5.75 | 97.9 | 70 to 130 | 1.43 | 20 |
| BA17562 | Manganese, Dissolved | mg/L | -0.0000116 | 0.0001474 | 0.10 | 0.107 | 0.113 | 0.101 | 0.085 to 0.115 | 100 | 70 to 130 | 5.45 | 20 |
| BA17561 | Manganese, Total | mg/L | 0.0000202 | 0.0001474 | 0.100 | 0.106 | 0.107 | 0.0986 | 0.085 to 0.115 | 97.8 | 70 to 130 | 0.939 | 20 |
| BA17561 | Thallium, Total | mg/L | 0.0000071 | 0.0001474 | 0.100 | 0.105 | 0.106 | 0.101 | 0.085 to 0.115 | 105 | 70 to 130 | 0.948 | 20 |
| BA17561 | Boron, Total | mg/L | -0.000998 | 0.0650254 | 1.00 | 1.14 | 1.16 | 1.00 | 0.85 to 1.15 | 100 | 70 to 130 | 1.74 | 20 |
| BA17561 | Iron, Dissolved | mg/L | 0.000233 | 0.0176 | 0.2 | 0.235 | 0.236 | 0.215 | 0.17 to 0.23 | 106 | 70 to 130 | 0.425 | 20 |
| BA17561 | Iron, Total | mg/L | 0.0000713 | 0.0176 | 0.2 | 0.280 | 0.283 | 0.203 | 0.17 to 0.23 | 97.4 | 70 to 130 | 1.07 | 20 |
| BA17561 | Potassium, Total | mg/L | -0.0108 | 0.3674 | 10.0 | 10.9 | 10.8 | 9.84 | 8.5 to 11.5 | 96.0 | 70 to 130 | 0.922 | 20 |
| BA17561 | Lead, Total | mg/L | 0.000002 | 0.0001474 | 0.100 | 0.109 | 0.110 | 0.106 | 0.085 to 0.115 | 109 | 70 to 130 | 0.913 | 20 |
| BA17561 | Beryllium, Total | mg/L | 0.0000018 | 0.00088 | 0.100 | 0.101 | 0.0997 | 0.0983 | 0.085 to 0.115 | 101 | 70 to 130 | 1.30 | 20 |
| BA17561 | Calcium, Total | mg/L | -0.00348 | 0.1518 | 5.00 | 6.97 | 7.03 | 5.05 | 4.25 to 5.75 | 99.6 | 70 to 130 | 0.857 | 20 |
| BA17561 | Lithium, Total | mg/L | 0.000168 | 0.0154 | 0.20 | 0.272 | 0.276 | 0.196 | 0.17 to 0.23 | 114 | 70 to 130 | 1.46 | 20 |
| BA17561 | Sodium, Total | mg/L | 0.000705 | 0.044 | 5.00 | 374 | 372 | 4.91 | 4.25 to 5.75 | 0.00 | 70 to 130 | 0.536 | 20 |
| BA17561 | Cadmium, Total | mg/L | 0.0000028 | 0.0001474 | 0.100 | 0.0997 | 0.101 | 0.0989 | 0.085 to 0.115 | 99.7 | 70 to 130 | 1.30 | 20 |
| BA17561 | Molybdenum, Total | mg/L | 0.0000186 | 0.0001474 | 0.100 | 0.122 | 0.124 | 0.106 | 0.085 to 0.115 | 104 | 70 to 130 | 1.63 | 20 |
| BA17561 | Cobalt, Total | mg/L | -0.0000107 | 0.0001474 | 0.100 | 0.106 | 0.106 | 0.106 | 0.085 to 0.115 | 106 | 70 to 130 | 0.00 | 20 |
| BA17561 | Mercury, Total by CVAA | mg/L | 0.0000122 | 0.0005 | 0.004 | 0.00418 | 0.00415 | 0.00429 | 0.0034 to 0.0046 | 104 | 70 to 130 | 0.720 | 20 |
| BA17561 | Selenium, Total | mg/L | 0.0000507 | 0.001 | 0.100 | 0.0296 | 0.0314 | 0.102 | 0.085 to 0.115 | 23.2 | 70 to 130 | 5.90 | 20 |

**Comments:** The client submitted filtered samples for dissolved analysis, but no MB or LCS were submitted. Therefore, dissolved data is qualified.
LBM 10/16/20

Reported: 11/3/2020
Version: 3.1
COA_CCR

Alabama Power
General Test Laboratory
744 County Road 87, GSC #8
Calera, AL 35040

Alabama Power

# Batch QC Summary

**Customer Account:** WMWGORAP
**Sample Date:** 9/16/20 14:33
**Customer ID:**
**Delivery Date:** 9/18/20 10:33

**Description:** Gorgas Ash Pond - MW-6S

**Laboratory ID Number:** BA17554

| Sample | Analysis | Units | MB | MB Limit | Spike | MS | Sample Duplicate | Standard | Standard Limit | Rec | Rec Limit | Prec | Prec Limit |
|---|---|---|---|---|---|---|---|---|---|---|---|---|---|
| BA17782 | Alkalinity, Total as CaCO3 | mg/L | | | | | 340 | 53.1 | 45.0 to 55.0 | | | 0.295 | 10 |
| BA17560 | Chloride | mg/L | 0.000598 | 0.50 | 10.0 | 10.0 | -0.0118 | 10.6 | 9 to 11 | 100 | 80 to 120 | 0.00 | 20 |
| BA17560 | Fluoride | mg/L | 0.0166 | 0.05 | 2.50 | 2.66 | 0.019 | 2.56 | 2.25 to 2.75 | 106 | 80 to 120 | 0.00 | 20 |
| BA17559 | Solids, Dissolved | mg/L | -1.00 | 25 | | | 248 | 55.0 | 40 to 60 | | | 0.402 | 5 |
| BA17560 | Sulfate | mg/L | -0.533 | 0.50 | 20.0 | 18.7 | -0.577 | 20.0 | 18 to 22 | 93.5 | 80 to 120 | 0.00 | 20 |

**Comments:** The client submitted filtered samples for dissolved analysis, but no MB or LCS were submitted. Therefore, dissolved data is qualified.
LBM 10/16/20

Reported: 11/3/2020
Version: 3.1
COA_CCR

Alabama Power
General Test Laboratory
744 County Road 87, GSC #8
Calera, AL 35040

# Certificate Of Analysis

Alabama Power

**Description:** Gorgas Ash Pond - MW-6S DUP

**Location Code:** WMWGORAP
**Collected:** 9/16/20 14:33
**Customer ID:**
**Submittal Date:** 9/18/20 10:33

**Laboratory ID Number:** BA17555

| Name | Prepared | Analyzed | Vio Spec | DF | Results | Units | MDL | RL | Q |
|---|---|---|---|---|---|---|---|---|---|
| ***Analytical Method: EPA 200.7*** | ***Analyst: RDA*** | | | | ***Preparation Method: EPA 1638*** | | | | |
| * Boron, Total | 9/23/20 10:35 | 9/24/20 10:55 | | 1.015 | 0.800 | mg/L | 0.03 | 0.1 | |
| * Calcium, Total | 9/23/20 10:35 | 9/24/20 11:23 | | 10.15 | 55.4 | mg/L | 1.015 | 5.075 | |
| * Iron, Total | 9/23/20 10:35 | 9/24/20 10:55 | | 1.015 | 2.82 | mg/L | 0.02 | 0.05 | |
| * Lithium, Total | 9/23/20 10:35 | 9/24/20 10:55 | | 1.015 | 0.0658 | mg/L | 0.01 | 0.02 | |
| * Magnesium, Total | 9/23/20 10:35 | 9/24/20 10:55 | | 1.015 | 16.2 | mg/L | 0.1 | 0.5 | |
| * Sodium, Total | 9/23/20 10:35 | 9/24/20 10:55 | | 1.015 | 6.43 | mg/L | 0.1 | 0.5 | |
| ***Analytical Method: EPA 200.7*** | ***Analyst: RDA*** | | | | | | | | |
| * Iron, Dissolved | 9/23/20 11:20 | 9/23/20 13:00 | | 1.015 | 2.62 | mg/L | 0.02 | 0.05 | |
| ***Analytical Method: EPA 200.8*** | ***Analyst: DLJ*** | | | | ***Preparation Method: EPA 1638*** | | | | |
| * Antimony, Total | 9/28/20 11:12 | 9/29/20 17:55 | | 1.015 | 0.000896 | mg/L | 0.0008 | 0.003 | J |
| * Arsenic, Total | 9/28/20 11:12 | 9/29/20 17:55 | | 1.015 | 0.00605 | mg/L | 0.001 | 0.005 | |
| * Barium, Total | 9/28/20 11:12 | 10/1/20 12:29 | | 1.015 | 0.0696 | mg/L | 0.002 | 0.01 | |
| * Beryllium, Total | 9/28/20 11:12 | 9/29/20 17:55 | | 1.015 | Not Detected | mg/L | 0.0006 | 0.003 | U |
| * Cadmium, Total | 9/28/20 11:12 | 9/29/20 17:55 | | 1.015 | Not Detected | mg/L | 0.0003 | 0.001 | U |
| * Chromium, Total | 9/28/20 11:12 | 9/29/20 17:55 | | 1.015 | Not Detected | mg/L | 0.002 | 0.01 | U |
| * Cobalt, Total | 9/28/20 11:12 | 9/29/20 17:55 | | 1.015 | Not Detected | mg/L | 0.002 | 0.005 | U |
| * Lead, Total | 9/28/20 11:12 | 9/29/20 17:55 | | 1.015 | Not Detected | mg/L | 0.001 | 0.005 | U |
| * Molybdenum, Total | 9/28/20 11:12 | 9/29/20 17:55 | | 1.015 | 0.0409 | mg/L | 0.002 | 0.01 | |
| * Potassium, Total | 9/28/20 11:12 | 9/29/20 17:55 | | 1.015 | 4.06 | mg/L | 0.3 | 2.5 | |
| * Manganese, Total | 9/28/20 11:12 | 9/29/20 17:55 | | 1.015 | 1.19 | mg/L | 0.001 | 0.005 | |
| * Selenium, Total | 9/28/20 11:12 | 9/29/20 17:55 | | 1.015 | Not Detected | mg/L | 0.002 | 0.01 | U |
| * Thallium, Total | 9/28/20 11:12 | 9/29/20 17:55 | | 1.015 | Not Detected | mg/L | 0.0002 | 0.001 | U |
| ***Analytical Method: EPA 200.8*** | ***Analyst: DLJ*** | | | | | | | | |
| * Manganese, Dissolved | 9/28/20 09:17 | 9/29/20 13:12 | | 1.015 | 1.24 | mg/L | 0.001 | 0.005 | |
| ***Analytical Method: EPA 245.1*** | ***Analyst: GAS*** | | | | | | | | |
| * Mercury, Total by CVAA | 9/22/20 09:37 | 9/22/20 13:25 | | 1 | Not Detected | mg/L | 0.0003 | 0.0005 | U |
| ***Analytical Method: SM 2320 B*** | ***Analyst: JAG*** | | | | | | | | |
| Alkalinity, Total as CaCO3 | 9/29/20 10:00 | 9/29/20 11:20 | | 1 | 78.3 | mg/L | | 0.1 | |
| ***Analytical Method: SM 2540C*** | ***Analyst: TJW*** | | | | | | | | |
| * Solids, Dissolved | 9/21/20 13:00 | 9/23/20 08:40 | | 1 | 276 | mg/L | | 25 | |

MDL's and RL's are adjusted for sample dilution, as applicable

**Comments:** The client submitted filtered samples for dissolved analysis, but no MB or LCS were submitted. Therefore, dissolved data is qualified.
LBM 10/16/20

Alabama Power
General Test Laboratory
744 County Road 87, GSC #8
Calera, AL 35040

# *Certificate Of Analysis*

Alabama Power

**Description:** Gorgas Ash Pond - MW-6S DUP

**Location Code:** WMWGORAP
**Collected:** 9/16/20 14:33
**Customer ID:**
**Submittal Date:** 9/18/20 10:33

**Laboratory ID Number:** BA17555

| Name | Prepared | Analyzed | Vio Spec | DF | Results | Units | MDL | RL | Q |
|---|---|---|---|---|---|---|---|---|---|
| ***Analytical Method: SM 4500CO2 D*** | ***Analyst: JAG*** | | | | | | | | |
| Bicarbonate Alkalinity, (calc.) | 9/29/20 10:00 | 9/29/20 11:20 | | 1 | 78.2 | mg/L | | | |
| Carbonate Alkalinity, (calc.) | 9/29/20 10:00 | 9/29/20 11:20 | | 1 | 0.08 | mg/L | | | |
| ***Analytical Method: SM4500Cl E*** | ***Analyst: JCC*** | | | | | | | | |
| * Chloride | 9/25/20 12:48 | 9/25/20 12:48 | | 1 | 14.7 | mg/L | 0.50 | 1 | |
| ***Analytical Method: SM4500F G 2017*** | ***Analyst: JCC*** | | | | | | | | |
| * Fluoride | 9/28/20 11:43 | 9/28/20 11:43 | | 1 | 0.304 | mg/L | 0.06 | 0.1 | |
| ***Analytical Method: SM4500SO4 E 2011*** | ***Analyst: JCC*** | | | | | | | | |
| * Sulfate | 9/22/20 09:07 | 9/22/20 09:07 | | 8 | 115 | mg/L | 4.00 | 8 | |
| ***Analytical Method: Field Measurements*** | ***Analyst: TJD*** | | | | | | | | |
| Conductivity | 9/16/20 14:30 | 9/16/20 14:30 | | | 427.21 | uS/cm | | | FA |
| pH | 9/16/20 14:30 | 9/16/20 14:30 | | | 6.93 | SU | | | FA |
| Temperature | 9/16/20 14:30 | 9/16/20 14:30 | | | 23.47 | C | | | FA |
| Turbidity | 9/16/20 14:30 | 9/16/20 14:30 | | | 4.14 | NTU | | | FA |

MDL's and RL's are adjusted for sample dilution, as applicable

**Comments:** The client submitted filtered samples for dissolved analysis, but no MB or LCS were submitted. Therefore, dissolved data is qualified.
LBM 10/16/20

Reported: 11/3/2020
Version: 3.1
COA_CCR

Alabama Power
General Test Laboratory
744 County Road 87, GSC #8
Calera, AL 35040

# Batch QC Summary

Alabama Power

**Customer Account:** WMWGORAP
**Sample Date:** 9/16/20 14:33
**Customer ID:**
**Delivery Date:** 9/18/20 10:33

**Description**: Gorgas Ash Pond - MW-6S DUP

**Laboratory ID Number:** BA17555

| Sample | Analysis | Units | MB | MB Limit | Spike | MS | MSD | Standard | Standard Limit | Rec | Rec Limit | Prec | Prec Limit |
|---|---|---|---|---|---|---|---|---|---|---|---|---|---|
| BA17561 | Chromium, Total | mg/L | -0.0000021 | 0.00044 | 0.100 | 0.104 | 0.103 | 0.104 | 0.085 to 0.115 | 104 | 70 to 130 | 0.966 | 20 |
| BA17561 | Manganese, Total | mg/L | 0.0000202 | 0.0001474 | 0.100 | 0.106 | 0.107 | 0.0986 | 0.085 to 0.115 | 97.8 | 70 to 130 | 0.939 | 20 |
| BA17561 | Thallium, Total | mg/L | 0.0000071 | 0.0001474 | 0.100 | 0.105 | 0.106 | 0.101 | 0.085 to 0.115 | 105 | 70 to 130 | 0.948 | 20 |
| BA17561 | Cobalt, Total | mg/L | -0.0000107 | 0.0001474 | 0.100 | 0.106 | 0.106 | 0.106 | 0.085 to 0.115 | 106 | 70 to 130 | 0.00 | 20 |
| BA17561 | Mercury, Total by CVAA | mg/L | 0.0000122 | 0.0005 | 0.004 | 0.00418 | 0.00415 | 0.00429 | 0.0034 to 0.0046 | 104 | 70 to 130 | 0.720 | 20 |
| BA17561 | Selenium, Total | mg/L | 0.0000507 | 0.001 | 0.100 | 0.0296 | 0.0314 | 0.102 | 0.085 to 0.115 | 23.2 | 70 to 130 | 5.90 | 20 |
| BA17561 | Cadmium, Total | mg/L | 0.0000028 | 0.0001474 | 0.100 | 0.0997 | 0.101 | 0.0989 | 0.085 to 0.115 | 99.7 | 70 to 130 | 1.30 | 20 |
| BA17561 | Molybdenum, Total | mg/L | 0.0000186 | 0.0001474 | 0.100 | 0.122 | 0.124 | 0.106 | 0.085 to 0.115 | 104 | 70 to 130 | 1.63 | 20 |
| BA17561 | Arsenic, Total | mg/L | 0.0000142 | 0.0001474 | 0.100 | 0.115 | 0.115 | 0.105 | 0.085 to 0.115 | 106 | 70 to 130 | 0.00 | 20 |
| BA17561 | Barium, Total | mg/L | 0.0000099 | 0.0002 | 0.10 | 0.251 | 0.258 | 0.0989 | 0.085 to 0.115 | 87.0 | 70 to 130 | 2.75 | 20 |
| BA17561 | Antimony, Total | mg/L | 0.000175 | 0.001 | 0.100 | 0.103 | 0.104 | 0.101 | 0.085 to 0.115 | 103 | 70 to 130 | 0.966 | 20 |
| BA17561 | Magnesium, Total | mg/L | -0.00154 | 0.0462 | 5.00 | 5.55 | 5.63 | 5.05 | 4.25 to 5.75 | 97.9 | 70 to 130 | 1.43 | 20 |
| BA17562 | Manganese, Dissolved | mg/L | -0.0000116 | 0.0001474 | 0.10 | 0.107 | 0.113 | 0.101 | 0.085 to 0.115 | 100 | 70 to 130 | 5.45 | 20 |
| BA17561 | Boron, Total | mg/L | -0.000998 | 0.0650254 | 1.00 | 1.14 | 1.16 | 1.00 | 0.85 to 1.15 | 100 | 70 to 130 | 1.74 | 20 |
| BA17561 | Iron, Dissolved | mg/L | 0.000233 | 0.0176 | 0.2 | 0.235 | 0.236 | 0.215 | 0.17 to 0.23 | 106 | 70 to 130 | 0.425 | 20 |
| BA17561 | Iron, Total | mg/L | 0.0000713 | 0.0176 | 0.2 | 0.280 | 0.283 | 0.203 | 0.17 to 0.23 | 97.4 | 70 to 130 | 1.07 | 20 |
| BA17561 | Potassium, Total | mg/L | -0.0108 | 0.3674 | 10.0 | 10.9 | 10.8 | 9.84 | 8.5 to 11.5 | 96.0 | 70 to 130 | 0.922 | 20 |
| BA17561 | Lead, Total | mg/L | 0.000002 | 0.0001474 | 0.100 | 0.109 | 0.110 | 0.106 | 0.085 to 0.115 | 109 | 70 to 130 | 0.913 | 20 |
| BA17561 | Beryllium, Total | mg/L | 0.0000018 | 0.00088 | 0.100 | 0.101 | 0.0997 | 0.0983 | 0.085 to 0.115 | 101 | 70 to 130 | 1.30 | 20 |
| BA17561 | Calcium, Total | mg/L | -0.00348 | 0.1518 | 5.00 | 6.97 | 7.03 | 5.05 | 4.25 to 5.75 | 99.6 | 70 to 130 | 0.857 | 20 |
| BA17561 | Lithium, Total | mg/L | 0.000168 | 0.0154 | 0.20 | 0.272 | 0.276 | 0.196 | 0.17 to 0.23 | 114 | 70 to 130 | 1.46 | 20 |
| BA17561 | Sodium, Total | mg/L | 0.000705 | 0.044 | 5.00 | 374 | 372 | 4.91 | 4.25 to 5.75 | 0.00 | 70 to 130 | 0.536 | 20 |

**Comments:** The client submitted filtered samples for dissolved analysis, but no MB or LCS were submitted. Therefore, dissolved data is qualified.
LBM 10/16/20

Reported: 11/3/2020
Version: 3.1
COA_CCR

Alabama Power
General Test Laboratory
744 County Road 87, GSC #8
Calera, AL 35040

Alabama Power

# Batch QC Summary

**Customer Account:** WMWGORAP
**Sample Date:** 9/16/20 14:33
**Customer ID:**
**Delivery Date:** 9/18/20 10:33

**Description:** Gorgas Ash Pond - MW-6S DUP

**Laboratory ID Number:** BA17555

| Sample | Analysis | Units | MB | MB Limit | Spike | MS | Sample Duplicate | Standard | Standard Limit | Rec | Rec Limit | Prec | Prec Limit |
|---|---|---|---|---|---|---|---|---|---|---|---|---|---|
| BA17782 | Alkalinity, Total as CaCO3 | mg/L | | | | | 340 | 53.1 | 45.0 to 55.0 | | | 0.295 | 10 |
| BA17560 | Fluoride | mg/L | 0.0166 | 0.05 | 2.50 | 2.66 | 0.019 | 2.56 | 2.25 to 2.75 | 106 | 80 to 120 | 0.00 | 20 |
| BA17560 | Chloride | mg/L | 0.000598 | 0.50 | 10.0 | 10.0 | -0.0118 | 10.6 | 9 to 11 | 100 | 80 to 120 | 0.00 | 20 |
| BA17559 | Solids, Dissolved | mg/L | -1.00 | 25 | | | 248 | 55.0 | 40 to 60 | | | 0.402 | 5 |
| BA17560 | Sulfate | mg/L | -0.533 | 0.50 | 20.0 | 18.7 | -0.577 | 20.0 | 18 to 22 | 93.5 | 80 to 120 | 0.00 | 20 |

**Comments:** The client submitted filtered samples for dissolved analysis, but no MB or LCS were submitted. Therefore, dissolved data is qualified.
LBM 10/16/20

Reported: 11/3/2020
Version: 3.1
COA_CCR

Alabama Power
General Test Laboratory
744 County Road 87, GSC #8
Calera, AL 35040

# Certificate Of Analysis

Alabama Power

**Description:** Gorgas Ash Pond - MW-6D

**Location Code:** WMWGORAP
**Collected:** 9/17/20 09:35
**Customer ID:**
**Submittal Date:** 9/18/20 10:33

**Laboratory ID Number:** BA17556

| Name | Prepared | Analyzed | Vio Spec | DF | Results | Units | MDL | RL | Q |
|---|---|---|---|---|---|---|---|---|---|
| ***Analytical Method: EPA 200.7*** | ***Analyst: RDA*** | | | | ***Preparation Method: EPA 1638*** | | | | |
| * Boron, Total | 9/23/20 10:35 | 9/24/20 10:58 | | 1.015 | 1.22 | mg/L | 0.03 | 0.1 | |
| * Calcium, Total | 9/23/20 10:35 | 9/24/20 11:41 | | 10.15 | 61.5 | mg/L | 1.015 | 5.075 | |
| * Iron, Total | 9/23/20 10:35 | 9/24/20 10:58 | | 1.015 | 0.0276 | mg/L | 0.02 | 0.05 | J |
| * Lithium, Total | 9/23/20 10:35 | 9/24/20 10:58 | | 1.015 | 0.299 | mg/L | 0.01 | 0.02 | |
| * Magnesium, Total | 9/23/20 10:35 | 9/24/20 10:58 | | 1.015 | 15.9 | mg/L | 0.1 | 0.5 | |
| * Sodium, Total | 9/23/20 10:35 | 9/24/20 10:58 | | 1.015 | 28.3 | mg/L | 0.1 | 0.5 | |
| ***Analytical Method: EPA 200.7*** | ***Analyst: RDA*** | | | | | | | | |
| * Iron, Dissolved | 9/23/20 11:20 | 9/23/20 13:03 | | 1.015 | 0.0207 | mg/L | 0.02 | 0.05 | J |
| ***Analytical Method: EPA 200.8*** | ***Analyst: DLJ*** | | | | ***Preparation Method: EPA 1638*** | | | | |
| * Antimony, Total | 9/28/20 11:12 | 9/29/20 17:58 | | 1.015 | Not Detected | mg/L | 0.0008 | 0.003 | U |
| * Arsenic, Total | 9/28/20 11:12 | 9/29/20 17:58 | | 1.015 | 0.0931 | mg/L | 0.001 | 0.005 | |
| * Barium, Total | 9/28/20 11:12 | 10/1/20 12:31 | | 1.015 | 0.378 | mg/L | 0.002 | 0.01 | |
| * Beryllium, Total | 9/28/20 11:12 | 9/29/20 17:58 | | 1.015 | Not Detected | mg/L | 0.0006 | 0.003 | U |
| * Cadmium, Total | 9/28/20 11:12 | 9/29/20 17:58 | | 1.015 | Not Detected | mg/L | 0.0003 | 0.001 | U |
| * Chromium, Total | 9/28/20 11:12 | 9/29/20 17:58 | | 1.015 | Not Detected | mg/L | 0.002 | 0.01 | U |
| * Cobalt, Total | 9/28/20 11:12 | 9/29/20 17:58 | | 1.015 | Not Detected | mg/L | 0.002 | 0.005 | U |
| * Lead, Total | 9/28/20 11:12 | 9/29/20 17:58 | | 1.015 | Not Detected | mg/L | 0.001 | 0.005 | U |
| * Molybdenum, Total | 9/28/20 11:12 | 9/29/20 17:58 | | 1.015 | 0.00924 | mg/L | 0.002 | 0.01 | J |
| * Potassium, Total | 9/28/20 11:12 | 9/29/20 17:58 | | 1.015 | 2.27 | mg/L | 0.3 | 2.5 | J |
| * Manganese, Total | 9/28/20 11:12 | 9/29/20 17:58 | | 1.015 | 0.163 | mg/L | 0.001 | 0.005 | |
| * Selenium, Total | 9/28/20 11:12 | 9/29/20 17:58 | | 1.015 | Not Detected | mg/L | 0.002 | 0.01 | U |
| * Thallium, Total | 9/28/20 11:12 | 9/29/20 17:58 | | 1.015 | Not Detected | mg/L | 0.0002 | 0.001 | U |
| ***Analytical Method: EPA 200.8*** | ***Analyst: DLJ*** | | | | | | | | |
| * Manganese, Dissolved | 9/28/20 09:17 | 9/29/20 13:14 | | 1.015 | 0.169 | mg/L | 0.001 | 0.005 | |
| ***Analytical Method: EPA 245.1*** | ***Analyst: GAS*** | | | | | | | | |
| * Mercury, Total by CVAA | 9/22/20 09:37 | 9/22/20 13:27 | | 1 | Not Detected | mg/L | 0.0003 | 0.0005 | U |
| ***Analytical Method: SM 2320 B*** | ***Analyst: JAG*** | | | | | | | | |
| Alkalinity, Total as CaCO3 | 9/29/20 10:00 | 9/29/20 11:20 | | 1 | 187 | mg/L | | 0.1 | |
| ***Analytical Method: SM 2540C*** | ***Analyst: TJW*** | | | | | | | | |
| * Solids, Dissolved | 9/21/20 13:00 | 9/23/20 08:40 | | 1 | 314 | mg/L | | 25 | |

MDL's and RL's are adjusted for sample dilution, as applicable

**Comments:** The client submitted filtered samples for dissolved analysis, but no MB or LCS were submitted. Therefore, dissolved data is qualified.
LBM 10/16/20

Reported: 11/3/2020
Version: 3.1
COA_CCR

Alabama Power
General Test Laboratory
744 County Road 87, GSC #8
Calera, AL 35040

# *Certificate Of Analysis*

Alabama Power

**Description:** Gorgas Ash Pond - MW-6D

**Location Code:** WMWGORAP
**Collected:** 9/17/20 09:35
**Customer ID:**
**Submittal Date:** 9/18/20 10:33

**Laboratory ID Number:** BA17556

| Name | Prepared | Analyzed | Vio Spec | DF | Results | Units | MDL | RL | Q |
|---|---|---|---|---|---|---|---|---|---|
| ***Analytical Method: SM 4500CO2 D*** | ***Analyst: JAG*** | | | | | | | | |
| Bicarbonate Alkalinity, (calc.) | 9/29/20 10:00 | 9/29/20 11:20 | | 1 | 186 | mg/L | | | |
| Carbonate Alkalinity, (calc.) | 9/29/20 10:00 | 9/29/20 11:20 | | 1 | 0.61 | mg/L | | | |
| ***Analytical Method: SM4500Cl E*** | ***Analyst: JCC*** | | | | | | | | |
| * Chloride | 9/25/20 12:49 | 9/25/20 12:49 | | 1 | 10.5 | mg/L | 0.50 | 1 | |
| ***Analytical Method: SM4500F G 2017*** | ***Analyst: JCC*** | | | | | | | | |
| * Fluoride | 9/28/20 11:45 | 9/28/20 11:45 | | 1 | 0.133 | mg/L | 0.06 | 0.1 | |
| ***Analytical Method: SM4500SO4 E 2011*** | ***Analyst: JCC*** | | | | | | | | |
| * Sulfate | 9/22/20 09:09 | 9/22/20 09:09 | | 4 | 65.1 | mg/L | 2.00 | 4 | |
| ***Analytical Method: Field Measurements*** | ***Analyst: TJD*** | | | | | | | | |
| Conductivity | 9/17/20 09:33 | 9/17/20 09:33 | | | 502.97 | uS/cm | | | FA |
| pH | 9/17/20 09:33 | 9/17/20 09:33 | | | 7.41 | SU | | | FA |
| Temperature | 9/17/20 09:33 | 9/17/20 09:33 | | | 20.58 | C | | | FA |
| Turbidity | 9/17/20 09:33 | 9/17/20 09:33 | | | 1.01 | NTU | | | FA |

MDL's and RL's are adjusted for sample dilution, as applicable

**Comments:** The client submitted filtered samples for dissolved analysis, but no MB or LCS were submitted. Therefore, dissolved data is qualified.
LBM 10/16/20

Reported: 11/3/2020
Version: 3.1
COA_CCR

Alabama Power
General Test Laboratory
744 County Road 87, GSC #8
Calera, AL 35040

# Batch QC Summary

Alabama Power

**Customer Account:** WMWGORAP
**Sample Date:** 9/17/20 09:35
**Customer ID:**
**Delivery Date:** 9/18/20 10:33

**Description**: Gorgas Ash Pond - MW-6D

**Laboratory ID Number:** BA17556

| Sample | Analysis | Units | MB | MB Limit | Spike | MS | MSD | Standard | Standard Limit | Rec | Rec Limit | Prec | Prec Limit |
|---|---|---|---|---|---|---|---|---|---|---|---|---|---|
| BA17561 | Chromium, Total | mg/L | -0.0000021 | 0.00044 | 0.100 | 0.104 | 0.103 | 0.104 | 0.085 to 0.115 | 104 | 70 to 130 | 0.966 | 20 |
| BA17561 | Cadmium, Total | mg/L | 0.0000028 | 0.0001474 | 0.100 | 0.0997 | 0.101 | 0.0989 | 0.085 to 0.115 | 99.7 | 70 to 130 | 1.30 | 20 |
| BA17561 | Molybdenum, Total | mg/L | 0.0000186 | 0.0001474 | 0.100 | 0.122 | 0.124 | 0.106 | 0.085 to 0.115 | 104 | 70 to 130 | 1.63 | 20 |
| BA17561 | Magnesium, Total | mg/L | -0.00154 | 0.0462 | 5.00 | 5.55 | 5.63 | 5.05 | 4.25 to 5.75 | 97.9 | 70 to 130 | 1.43 | 20 |
| BA17562 | Manganese, Dissolved | mg/L | -0.0000116 | 0.0001474 | 0.10 | 0.107 | 0.113 | 0.101 | 0.085 to 0.115 | 100 | 70 to 130 | 5.45 | 20 |
| BA17561 | Arsenic, Total | mg/L | 0.0000142 | 0.0001474 | 0.100 | 0.115 | 0.115 | 0.105 | 0.085 to 0.115 | 106 | 70 to 130 | 0.00 | 20 |
| BA17561 | Barium, Total | mg/L | 0.0000099 | 0.0002 | 0.10 | 0.251 | 0.258 | 0.0989 | 0.085 to 0.115 | 87.0 | 70 to 130 | 2.75 | 20 |
| BA17561 | Antimony, Total | mg/L | 0.000175 | 0.001 | 0.100 | 0.103 | 0.104 | 0.101 | 0.085 to 0.115 | 103 | 70 to 130 | 0.966 | 20 |
| BA17561 | Manganese, Total | mg/L | 0.0000202 | 0.0001474 | 0.100 | 0.106 | 0.107 | 0.0986 | 0.085 to 0.115 | 97.8 | 70 to 130 | 0.939 | 20 |
| BA17561 | Thallium, Total | mg/L | 0.0000071 | 0.0001474 | 0.100 | 0.105 | 0.106 | 0.101 | 0.085 to 0.115 | 105 | 70 to 130 | 0.948 | 20 |
| BA17561 | Beryllium, Total | mg/L | 0.0000018 | 0.00088 | 0.100 | 0.101 | 0.0997 | 0.0983 | 0.085 to 0.115 | 101 | 70 to 130 | 1.30 | 20 |
| BA17561 | Calcium, Total | mg/L | -0.00348 | 0.1518 | 5.00 | 6.97 | 7.03 | 5.05 | 4.25 to 5.75 | 99.6 | 70 to 130 | 0.857 | 20 |
| BA17561 | Lithium, Total | mg/L | 0.000168 | 0.0154 | 0.20 | 0.272 | 0.276 | 0.196 | 0.17 to 0.23 | 114 | 70 to 130 | 1.46 | 20 |
| BA17561 | Sodium, Total | mg/L | 0.000705 | 0.044 | 5.00 | 374 | 372 | 4.91 | 4.25 to 5.75 | 0.00 | 70 to 130 | 0.536 | 20 |
| BA17561 | Boron, Total | mg/L | -0.000998 | 0.0650254 | 1.00 | 1.14 | 1.16 | 1.00 | 0.85 to 1.15 | 100 | 70 to 130 | 1.74 | 20 |
| BA17561 | Iron, Dissolved | mg/L | 0.000233 | 0.0176 | 0.2 | 0.235 | 0.236 | 0.215 | 0.17 to 0.23 | 106 | 70 to 130 | 0.425 | 20 |
| BA17561 | Iron, Total | mg/L | 0.0000713 | 0.0176 | 0.2 | 0.280 | 0.283 | 0.203 | 0.17 to 0.23 | 97.4 | 70 to 130 | 1.07 | 20 |
| BA17561 | Potassium, Total | mg/L | -0.0108 | 0.3674 | 10.0 | 10.9 | 10.8 | 9.84 | 8.5 to 11.5 | 96.0 | 70 to 130 | 0.922 | 20 |
| BA17561 | Lead, Total | mg/L | 0.000002 | 0.0001474 | 0.100 | 0.109 | 0.110 | 0.106 | 0.085 to 0.115 | 109 | 70 to 130 | 0.913 | 20 |
| BA17561 | Cobalt, Total | mg/L | -0.0000107 | 0.0001474 | 0.100 | 0.106 | 0.106 | 0.106 | 0.085 to 0.115 | 106 | 70 to 130 | 0.00 | 20 |
| BA17561 | Mercury, Total by CVAA | mg/L | 0.0000122 | 0.0005 | 0.004 | 0.00418 | 0.00415 | 0.00429 | 0.0034 to 0.0046 | 104 | 70 to 130 | 0.720 | 20 |
| BA17561 | Selenium, Total | mg/L | 0.0000507 | 0.001 | 0.100 | 0.0296 | 0.0314 | 0.102 | 0.085 to 0.115 | 23.2 | 70 to 130 | 5.90 | 20 |

**Comments:** The client submitted filtered samples for dissolved analysis, but no MB or LCS were submitted. Therefore, dissolved data is qualified.
LBM 10/16/20

Reported: 11/3/2020
Version: 3.1
COA_CCR

Alabama Power
General Test Laboratory
744 County Road 87, GSC #8
Calera, AL 35040

Alabama Power

# Batch QC Summary

**Customer Account:** WMWGORAP
**Sample Date:** 9/17/20 09:35
**Customer ID:**
**Delivery Date:** 9/18/20 10:33

**Description:** Gorgas Ash Pond - MW-6D

**Laboratory ID Number:** BA17556

| Sample | Analysis | Units | MB | MB Limit | Spike | MS | Sample Duplicate | Standard | Standard Limit | Rec | Rec Limit | Prec | Prec Limit |
|---|---|---|---|---|---|---|---|---|---|---|---|---|---|
| BA17782 | Alkalinity, Total as CaCO3 | mg/L | | | | | 340 | 53.1 | 45.0 to 55.0 | | | 0.295 | 10 |
| BA17560 | Chloride | mg/L | 0.000598 | 0.50 | 10.0 | 10.0 | -0.0118 | 10.6 | 9 to 11 | 100 | 80 to 120 | 0.00 | 20 |
| BA17560 | Fluoride | mg/L | 0.0166 | 0.05 | 2.50 | 2.66 | 0.019 | 2.56 | 2.25 to 2.75 | 106 | 80 to 120 | 0.00 | 20 |
| BA17559 | Solids, Dissolved | mg/L | -1.00 | 25 | | | 248 | 55.0 | 40 to 60 | | | 0.402 | 5 |
| BA17560 | Sulfate | mg/L | -0.533 | 0.50 | 20.0 | 18.7 | -0.577 | 20.0 | 18 to 22 | 93.5 | 80 to 120 | 0.00 | 20 |

**Comments:** The client submitted filtered samples for dissolved analysis, but no MB or LCS were submitted. Therefore, dissolved data is qualified.
LBM 10/16/20

Reported: 11/3/2020
Version: 3.1
COA_CCR

Alabama Power
General Test Laboratory
744 County Road 87, GSC #8
Calera, AL 35040

# Certificate Of Analysis

Alabama Power

**Description:** Gorgas Ash Pond - MW-23H

**Location Code:** WMWGORAP
**Collected:** 9/17/20 11:25
**Customer ID:**
**Submittal Date:** 9/18/20 10:33

**Laboratory ID Number:** BA17557

| Name | Prepared | Analyzed | Vio Spec | DF | Results | Units | MDL | RL | Q |
|---|---|---|---|---|---|---|---|---|---|
| ***Analytical Method: EPA 200.7*** | ***Analyst: RDA*** | | | | ***Preparation Method: EPA 1638*** | | | | |
| * Boron, Total | 9/23/20 10:35 | 9/24/20 11:00 | | 1.015 | 0.0637 | mg/L | 0.03 | 0.1 | J |
| * Calcium, Total | 9/23/20 10:35 | 9/24/20 11:44 | | 20.3 | 87.2 | mg/L | 2.03 | 10.15 | |
| * Iron, Total | 9/23/20 10:35 | 9/24/20 11:44 | | 20.3 | 49.3 | mg/L | 0.406 | 1.015 | |
| * Lithium, Total | 9/23/20 10:35 | 9/24/20 11:00 | | 1.015 | 0.0333 | mg/L | 0.01 | 0.02 | |
| * Magnesium, Total | 9/23/20 10:35 | 9/24/20 11:00 | | 1.015 | 36.7 | mg/L | 0.1 | 0.5 | |
| * Sodium, Total | 9/23/20 10:35 | 9/24/20 11:00 | | 1.015 | 17.5 | mg/L | 0.1 | 0.5 | |
| ***Analytical Method: EPA 200.7*** | ***Analyst: RDA*** | | | | | | | | |
| * Iron, Dissolved | 9/23/20 11:20 | 9/23/20 14:10 | | 101.5 | 48.3 | mg/L | 2.03 | 5.075 | |
| ***Analytical Method: EPA 200.8*** | ***Analyst: DLJ*** | | | | ***Preparation Method: EPA 1638*** | | | | |
| * Antimony, Total | 9/28/20 11:12 | 9/29/20 18:00 | | 1.015 | Not Detected | mg/L | 0.0008 | 0.003 | U |
| * Arsenic, Total | 9/28/20 11:12 | 9/29/20 18:00 | | 1.015 | 0.0579 | mg/L | 0.001 | 0.005 | |
| * Barium, Total | 9/28/20 11:12 | 10/1/20 12:34 | | 1.015 | 0.0146 | mg/L | 0.002 | 0.01 | |
| * Beryllium, Total | 9/28/20 11:12 | 9/29/20 18:00 | | 1.015 | Not Detected | mg/L | 0.0006 | 0.003 | U |
| * Cadmium, Total | 9/28/20 11:12 | 9/29/20 18:00 | | 1.015 | Not Detected | mg/L | 0.0003 | 0.001 | U |
| * Chromium, Total | 9/28/20 11:12 | 9/29/20 18:00 | | 1.015 | Not Detected | mg/L | 0.002 | 0.01 | U |
| * Cobalt, Total | 9/28/20 11:12 | 9/29/20 18:00 | | 1.015 | Not Detected | mg/L | 0.002 | 0.005 | U |
| * Lead, Total | 9/28/20 11:12 | 9/29/20 18:00 | | 1.015 | Not Detected | mg/L | 0.001 | 0.005 | U |
| * Molybdenum, Total | 9/28/20 11:12 | 9/29/20 18:00 | | 1.015 | Not Detected | mg/L | 0.002 | 0.01 | U |
| * Potassium, Total | 9/28/20 11:12 | 9/29/20 18:00 | | 1.015 | 1.52 | mg/L | 0.3 | 2.5 | J |
| * Manganese, Total | 9/28/20 11:12 | 10/1/20 15:52 | | 5.075 | 1.61 | mg/L | 0.005075 | 0.025375 | |
| * Selenium, Total | 9/28/20 11:12 | 9/29/20 18:00 | | 1.015 | Not Detected | mg/L | 0.002 | 0.01 | U |
| * Thallium, Total | 9/28/20 11:12 | 9/29/20 18:00 | | 1.015 | Not Detected | mg/L | 0.0002 | 0.001 | U |
| ***Analytical Method: EPA 200.8*** | ***Analyst: DLJ*** | | | | | | | | |
| * Manganese, Dissolved | 9/28/20 09:17 | 10/1/20 11:53 | | 5.075 | 1.51 | mg/L | 0.005075 | 0.025375 | |
| ***Analytical Method: EPA 245.1*** | ***Analyst: GAS*** | | | | | | | | |
| * Mercury, Total by CVAA | 9/22/20 09:37 | 9/22/20 13:29 | | 1 | Not Detected | mg/L | 0.0003 | 0.0005 | U |
| ***Analytical Method: SM 2320 B*** | ***Analyst: JAG*** | | | | | | | | |
| Alkalinity, Total as CaCO3 | 9/29/20 10:00 | 9/29/20 11:20 | | 1 | 91.8 | mg/L | | 0.1 | |
| ***Analytical Method: SM 2540C*** | ***Analyst: TJW*** | | | | | | | | |
| * Solids, Dissolved | 9/21/20 13:00 | 9/23/20 08:40 | | 1 | 648 | mg/L | | 50 | |

MDL's and RL's are adjusted for sample dilution, as applicable

**Comments:** The client submitted filtered samples for dissolved analysis, but no MB or LCS were submitted. Therefore, dissolved data is qualified.
LBM 10/16/20

Reported: 11/3/2020
Version: 3.1
COA_CCR

Alabama Power
General Test Laboratory
744 County Road 87, GSC #8
Calera, AL 35040

# *Certificate Of Analysis*

Alabama Power

**Description:** Gorgas Ash Pond - MW-23H

**Location Code:** WMWGORAP
**Collected:** 9/17/20 11:25
**Customer ID:**
**Submittal Date:** 9/18/20 10:33

**Laboratory ID Number:** BA17557

| Name | Prepared | Analyzed | Vio Spec | DF | Results | Units | MDL | RL | Q |
|---|---|---|---|---|---|---|---|---|---|
| ***Analytical Method: SM 4500CO2 D*** | ***Analyst: JAG*** | | | | | | | | |
| Bicarbonate Alkalinity, (calc.) | 9/29/20 10:00 | 9/29/20 11:20 | | 1 | 91.8 | mg/L | | | |
| Carbonate Alkalinity, (calc.) | 9/29/20 10:00 | 9/29/20 11:20 | | 1 | 0.01 | mg/L | | | |
| ***Analytical Method: SM4500Cl E*** | ***Analyst: JCC*** | | | | | | | | |
| * Chloride | 9/25/20 12:50 | 9/25/20 12:50 | | 1 | 1.92 | mg/L | 0.50 | 1 | |
| ***Analytical Method: SM4500F G 2017*** | ***Analyst: JCC*** | | | | | | | | |
| * Fluoride | 9/28/20 11:46 | 9/28/20 11:46 | | 1 | 0.117 | mg/L | 0.06 | 0.1 | |
| ***Analytical Method: SM4500SO4 E 2011*** | ***Analyst: JCC*** | | | | | | | | |
| * Sulfate | 9/22/20 09:10 | 9/22/20 09:10 | | 50 | 361 | mg/L | 25.00 | 50 | |
| ***Analytical Method: Field Measurements*** | ***Analyst: TJD*** | | | | | | | | |
| Conductivity | 9/17/20 11:20 | 9/17/20 11:20 | | | 825.61 | uS/cm | | | FA |
| pH | 9/17/20 11:20 | 9/17/20 11:20 | | | 5.74 | SU | | | FA |
| Temperature | 9/17/20 11:20 | 9/17/20 11:20 | | | 18.35 | C | | | FA |
| Turbidity | 9/17/20 11:20 | 9/17/20 11:20 | | | 2.47 | NTU | | | FA |

MDL's and RL's are adjusted for sample dilution, as applicable

**Comments:** The client submitted filtered samples for dissolved analysis, but no MB or LCS were submitted. Therefore, dissolved data is qualified.
LBM 10/16/20

Reported: 11/3/2020
Version: 3.1
COA_CCR

Alabama Power
General Test Laboratory
744 County Road 87, GSC #8
Calera, AL 35040

# Batch QC Summary

Alabama Power

**Customer Account:** WMWGORAP
**Sample Date:** 9/17/20 11:25
**Customer ID:**
**Delivery Date:** 9/18/20 10:33

**Description**: Gorgas Ash Pond - MW-23H

**Laboratory ID Number:** BA17557

| Sample | Analysis | Units | MB | MB Limit | Spike | MS | MSD | Standard | Standard Limit | Rec | Rec Limit | Prec | Prec Limit |
|---|---|---|---|---|---|---|---|---|---|---|---|---|---|
| BA17561 | Chromium, Total | mg/L | -0.0000021 | 0.00044 | 0.100 | 0.104 | 0.103 | 0.104 | 0.085 to 0.115 | 104 | 70 to 130 | 0.966 | 20 |
| BA17561 | Cobalt, Total | mg/L | -0.0000107 | 0.0001474 | 0.100 | 0.106 | 0.106 | 0.106 | 0.085 to 0.115 | 106 | 70 to 130 | 0.00 | 20 |
| BA17561 | Mercury, Total by CVAA | mg/L | 0.0000122 | 0.0005 | 0.004 | 0.00418 | 0.00415 | 0.00429 | 0.0034 to 0.0046 | 104 | 70 to 130 | 0.720 | 20 |
| BA17561 | Selenium, Total | mg/L | 0.0000507 | 0.001 | 0.100 | 0.0296 | 0.0314 | 0.102 | 0.085 to 0.115 | 23.2 | 70 to 130 | 5.90 | 20 |
| BA17561 | Cadmium, Total | mg/L | 0.0000028 | 0.0001474 | 0.100 | 0.0997 | 0.101 | 0.0989 | 0.085 to 0.115 | 99.7 | 70 to 130 | 1.30 | 20 |
| BA17561 | Molybdenum, Total | mg/L | 0.0000186 | 0.0001474 | 0.100 | 0.122 | 0.124 | 0.106 | 0.085 to 0.115 | 104 | 70 to 130 | 1.63 | 20 |
| BA17561 | Manganese, Total | mg/L | 0.0000202 | 0.0001474 | 0.100 | 0.106 | 0.107 | 0.0986 | 0.085 to 0.115 | 97.8 | 70 to 130 | 0.939 | 20 |
| BA17561 | Thallium, Total | mg/L | 0.0000071 | 0.0001474 | 0.100 | 0.105 | 0.106 | 0.101 | 0.085 to 0.115 | 105 | 70 to 130 | 0.948 | 20 |
| BA17561 | Arsenic, Total | mg/L | 0.0000142 | 0.0001474 | 0.100 | 0.115 | 0.115 | 0.105 | 0.085 to 0.115 | 106 | 70 to 130 | 0.00 | 20 |
| BA17561 | Barium, Total | mg/L | 0.0000099 | 0.0002 | 0.10 | 0.251 | 0.258 | 0.0989 | 0.085 to 0.115 | 87.0 | 70 to 130 | 2.75 | 20 |
| BA17561 | Antimony, Total | mg/L | 0.000175 | 0.001 | 0.100 | 0.103 | 0.104 | 0.101 | 0.085 to 0.115 | 103 | 70 to 130 | 0.966 | 20 |
| BA17561 | Magnesium, Total | mg/L | -0.00154 | 0.0462 | 5.00 | 5.55 | 5.63 | 5.05 | 4.25 to 5.75 | 97.9 | 70 to 130 | 1.43 | 20 |
| BA17562 | Manganese, Dissolved | mg/L | -0.0000116 | 0.0001474 | 0.10 | 0.107 | 0.113 | 0.101 | 0.085 to 0.115 | 100 | 70 to 130 | 5.45 | 20 |
| BA17561 | Boron, Total | mg/L | -0.000998 | 0.0650254 | 1.00 | 1.14 | 1.16 | 1.00 | 0.85 to 1.15 | 100 | 70 to 130 | 1.74 | 20 |
| BA17561 | Iron, Dissolved | mg/L | 0.000233 | 0.0176 | 0.2 | 0.235 | 0.236 | 0.215 | 0.17 to 0.23 | 106 | 70 to 130 | 0.425 | 20 |
| BA17561 | Iron, Total | mg/L | 0.0000713 | 0.0176 | 0.2 | 0.280 | 0.283 | 0.203 | 0.17 to 0.23 | 97.4 | 70 to 130 | 1.07 | 20 |
| BA17561 | Potassium, Total | mg/L | -0.0108 | 0.3674 | 10.0 | 10.9 | 10.8 | 9.84 | 8.5 to 11.5 | 96.0 | 70 to 130 | 0.922 | 20 |
| BA17561 | Lead, Total | mg/L | 0.000002 | 0.0001474 | 0.100 | 0.109 | 0.110 | 0.106 | 0.085 to 0.115 | 109 | 70 to 130 | 0.913 | 20 |
| BA17561 | Beryllium, Total | mg/L | 0.0000018 | 0.00088 | 0.100 | 0.101 | 0.0997 | 0.0983 | 0.085 to 0.115 | 101 | 70 to 130 | 1.30 | 20 |
| BA17561 | Calcium, Total | mg/L | -0.00348 | 0.1518 | 5.00 | 6.97 | 7.03 | 5.05 | 4.25 to 5.75 | 99.6 | 70 to 130 | 0.857 | 20 |
| BA17561 | Lithium, Total | mg/L | 0.000168 | 0.0154 | 0.20 | 0.272 | 0.276 | 0.196 | 0.17 to 0.23 | 114 | 70 to 130 | 1.46 | 20 |
| BA17561 | Sodium, Total | mg/L | 0.000705 | 0.044 | 5.00 | 374 | 372 | 4.91 | 4.25 to 5.75 | 0.00 | 70 to 130 | 0.536 | 20 |

**Comments:** The client submitted filtered samples for dissolved analysis, but no MB or LCS were submitted. Therefore, dissolved data is qualified.
LBM 10/16/20

Reported: 11/3/2020
Version: 3.1
COA_CCR

Alabama Power
General Test Laboratory
744 County Road 87, GSC #8
Calera, AL 35040

Alabama Power

# Batch QC Summary

**Customer Account:** WMWGORAP
**Sample Date:** 9/17/20 11:25
**Customer ID:**
**Delivery Date:** 9/18/20 10:33

**Description:** Gorgas Ash Pond - MW-23H

**Laboratory ID Number:** BA17557

| Sample | Analysis | Units | MB | MB Limit | Spike | MS | Sample Duplicate | Standard | Standard Limit | Rec | Rec Limit | Prec | Prec Limit |
|---|---|---|---|---|---|---|---|---|---|---|---|---|---|
| BA17782 | Alkalinity, Total as CaCO3 | mg/L | | | | | 340 | 53.1 | 45.0 to 55.0 | | | 0.295 | 10 |
| BA17560 | Fluoride | mg/L | 0.0166 | 0.05 | 2.50 | 2.66 | 0.019 | 2.56 | 2.25 to 2.75 | 106 | 80 to 120 | 0.00 | 20 |
| BA17560 | Chloride | mg/L | 0.000598 | 0.50 | 10.0 | 10.0 | -0.0118 | 10.6 | 9 to 11 | 100 | 80 to 120 | 0.00 | 20 |
| BA17559 | Solids, Dissolved | mg/L | -1.00 | 25 | | | 248 | 55.0 | 40 to 60 | | | 0.402 | 5 |
| BA17560 | Sulfate | mg/L | -0.533 | 0.50 | 20.0 | 18.7 | -0.577 | 20.0 | 18 to 22 | 93.5 | 80 to 120 | 0.00 | 20 |

**Comments:** The client submitted filtered samples for dissolved analysis, but no MB or LCS were submitted. Therefore, dissolved data is qualified.
LBM 10/16/20

Reported: 11/3/2020
Version: 3.1
COA_CCR

Alabama Power
General Test Laboratory
744 County Road 87, GSC #8
Calera, AL 35040

# *Certificate Of Analysis*

Alabama Power

**Description:** Gorgas Ash Pond - MW-41HD

**Location Code:** WMWGORAP
**Collected:** 9/17/20 13:05
**Customer ID:**
**Submittal Date:** 9/18/20 10:33

**Laboratory ID Number:** BA17558

| Name | Prepared | Analyzed | Vio Spec | DF | Results | Units | MDL | RL | Q |
|---|---|---|---|---|---|---|---|---|---|
| ***Analytical Method: EPA 200.7*** | ***Analyst: RDA*** | | | | ***Preparation Method: EPA 1638*** | | | | |
| * Boron, Total | 9/23/20 10:35 | 9/24/20 11:03 | | 1.015 | 1.42 | mg/L | 0.03 | 0.1 | |
| * Calcium, Total | 9/23/20 10:35 | 9/24/20 11:47 | | 10.15 | 61.1 | mg/L | 1.015 | 5.075 | |
| * Iron, Total | 9/23/20 10:35 | 9/24/20 11:03 | | 1.015 | 0.0464 | mg/L | 0.02 | 0.05 | J |
| * Lithium, Total | 9/23/20 10:35 | 9/24/20 11:03 | | 1.015 | 0.341 | mg/L | 0.01 | 0.02 | |
| * Magnesium, Total | 9/23/20 10:35 | 9/24/20 11:03 | | 1.015 | 18.1 | mg/L | 0.1 | 0.5 | |
| * Sodium, Total | 9/23/20 10:35 | 9/24/20 11:03 | | 1.015 | 17.3 | mg/L | 0.1 | 0.5 | |
| ***Analytical Method: EPA 200.7*** | ***Analyst: RDA*** | | | | | | | | |
| * Iron, Dissolved | 9/23/20 11:20 | 9/23/20 13:09 | | 1.015 | Not Detected | mg/L | 0.02 | 0.05 | U |
| ***Analytical Method: EPA 200.8*** | ***Analyst: DLJ*** | | | | ***Preparation Method: EPA 1638*** | | | | |
| * Antimony, Total | 9/28/20 11:12 | 9/29/20 18:03 | | 1.015 | Not Detected | mg/L | 0.0008 | 0.003 | U |
| * Arsenic, Total | 9/28/20 11:12 | 9/29/20 18:03 | | 1.015 | 0.00160 | mg/L | 0.001 | 0.005 | J |
| * Barium, Total | 9/28/20 11:12 | 10/1/20 12:36 | | 1.015 | 0.0414 | mg/L | 0.002 | 0.01 | |
| * Beryllium, Total | 9/28/20 11:12 | 9/29/20 18:03 | | 1.015 | Not Detected | mg/L | 0.0006 | 0.003 | U |
| * Cadmium, Total | 9/28/20 11:12 | 9/29/20 18:03 | | 1.015 | Not Detected | mg/L | 0.0003 | 0.001 | U |
| * Chromium, Total | 9/28/20 11:12 | 9/29/20 18:03 | | 1.015 | Not Detected | mg/L | 0.002 | 0.01 | U |
| * Cobalt, Total | 9/28/20 11:12 | 9/29/20 18:03 | | 1.015 | Not Detected | mg/L | 0.002 | 0.005 | U |
| * Lead, Total | 9/28/20 11:12 | 9/29/20 18:03 | | 1.015 | Not Detected | mg/L | 0.001 | 0.005 | U |
| * Molybdenum, Total | 9/28/20 11:12 | 9/29/20 18:03 | | 1.015 | 0.0260 | mg/L | 0.002 | 0.01 | |
| * Potassium, Total | 9/28/20 11:12 | 9/29/20 18:03 | | 1.015 | 1.61 | mg/L | 0.3 | 2.5 | J |
| * Manganese, Total | 9/28/20 11:12 | 9/29/20 18:03 | | 1.015 | 0.459 | mg/L | 0.001 | 0.005 | |
| * Selenium, Total | 9/28/20 11:12 | 9/29/20 18:03 | | 1.015 | Not Detected | mg/L | 0.002 | 0.01 | U |
| * Thallium, Total | 9/28/20 11:12 | 9/29/20 18:03 | | 1.015 | Not Detected | mg/L | 0.0002 | 0.001 | U |
| ***Analytical Method: EPA 200.8*** | ***Analyst: DLJ*** | | | | | | | | |
| * Manganese, Dissolved | 9/28/20 09:17 | 9/29/20 13:20 | | 1.015 | 0.477 | mg/L | 0.001 | 0.005 | |
| ***Analytical Method: EPA 245.1*** | ***Analyst: GAS*** | | | | | | | | |
| * Mercury, Total by CVAA | 9/22/20 09:37 | 9/22/20 13:32 | | 1 | Not Detected | mg/L | 0.0003 | 0.0005 | U |
| ***Analytical Method: SM 2320 B*** | ***Analyst: JAG*** | | | | | | | | |
| Alkalinity, Total as CaCO3 | 9/29/20 10:00 | 9/29/20 11:20 | | 1 | 135 | mg/L | | 0.1 | |
| ***Analytical Method: SM 2540C*** | ***Analyst: TJW*** | | | | | | | | |
| * Solids, Dissolved | 9/21/20 13:00 | 9/23/20 08:40 | | 1 | 318 | mg/L | | 25 | |

MDL's and RL's are adjusted for sample dilution, as applicable

**Comments:** The client submitted filtered samples for dissolved analysis, but no MB or LCS were submitted. Therefore, dissolved data is qualified.
LBM 10/16/20

Alabama Power
General Test Laboratory
744 County Road 87, GSC #8
Calera, AL 35040

# *Certificate Of Analysis*

Alabama Power

**Description:** Gorgas Ash Pond - MW-41HD

**Location Code:** WMWGORAP
**Collected:** 9/17/20 13:05
**Customer ID:**
**Submittal Date:** 9/18/20 10:33

**Laboratory ID Number:** BA17558

| Name | Prepared | Analyzed | Vio Spec | DF | Results | Units | MDL | RL | Q |
|---|---|---|---|---|---|---|---|---|---|
| ***Analytical Method: SM 4500CO2 D*** | ***Analyst: JAG*** | | | | | | | | |
| Bicarbonate Alkalinity, (calc.) | 9/29/20 10:00 | 9/29/20 11:20 | | 1 | 135 | mg/L | | | |
| Carbonate Alkalinity, (calc.) | 9/29/20 10:00 | 9/29/20 11:20 | | 1 | 0.37 | mg/L | | | |
| ***Analytical Method: SM4500Cl E*** | ***Analyst: JCC*** | | | | | | | | |
| * Chloride | 9/25/20 12:51 | 9/25/20 12:51 | | 1 | 6.63 | mg/L | 0.50 | 1 | |
| ***Analytical Method: SM4500F G 2017*** | ***Analyst: JCC*** | | | | | | | | |
| * Fluoride | 9/28/20 11:47 | 9/28/20 11:47 | | 1 | 0.160 | mg/L | 0.06 | 0.1 | |
| ***Analytical Method: SM4500SO4 E 2011*** | ***Analyst: JCC*** | | | | | | | | |
| * Sulfate | 9/22/20 09:11 | 9/22/20 09:11 | | 8 | 105 | mg/L | 4.00 | 8 | |
| ***Analytical Method: Field Measurements*** | ***Analyst: TJD*** | | | | | | | | |
| Conductivity | 9/17/20 13:00 | 9/17/20 13:00 | | | 474.23 | uS/cm | | | FA |
| pH | 9/17/20 13:00 | 9/17/20 13:00 | | | 7.22 | SU | | | FA |
| Temperature | 9/17/20 13:00 | 9/17/20 13:00 | | | 18.88 | C | | | FA |
| Turbidity | 9/17/20 13:00 | 9/17/20 13:00 | | | 1.47 | NTU | | | FA |

MDL's and RL's are adjusted for sample dilution, as applicable

**Comments:** The client submitted filtered samples for dissolved analysis, but no MB or LCS were submitted. Therefore, dissolved data is qualified.
LBM 10/16/20

Reported: 11/3/2020
Version: 3.1
COA_CCR

Alabama Power
General Test Laboratory
744 County Road 87, GSC #8
Calera, AL 35040

# Batch QC Summary

Alabama Power

**Customer Account:** WMWGORAP
**Sample Date:** 9/17/20 13:05
**Customer ID:**
**Delivery Date:** 9/18/20 10:33

**Description**: Gorgas Ash Pond - MW-41HD

**Laboratory ID Number:** BA17558

| Sample | Analysis | Units | MB | MB Limit | Spike | MS | MSD | Standard | Standard Limit | Rec | Rec Limit | Prec | Prec Limit |
|---|---|---|---|---|---|---|---|---|---|---|---|---|---|
| BA17561 | Chromium, Total | mg/L | -0.0000021 | 0.00044 | 0.100 | 0.104 | 0.103 | 0.104 | 0.085 to 0.115 | 104 | 70 to 130 | 0.966 | 20 |
| BA17561 | Magnesium, Total | mg/L | -0.00154 | 0.0462 | 5.00 | 5.55 | 5.63 | 5.05 | 4.25 to 5.75 | 97.9 | 70 to 130 | 1.43 | 20 |
| BA17562 | Manganese, Dissolved | mg/L | -0.0000116 | 0.0001474 | 0.10 | 0.107 | 0.113 | 0.101 | 0.085 to 0.115 | 100 | 70 to 130 | 5.45 | 20 |
| BA17561 | Arsenic, Total | mg/L | 0.0000142 | 0.0001474 | 0.100 | 0.115 | 0.115 | 0.105 | 0.085 to 0.115 | 106 | 70 to 130 | 0.00 | 20 |
| BA17561 | Barium, Total | mg/L | 0.0000099 | 0.0002 | 0.10 | 0.251 | 0.258 | 0.0989 | 0.085 to 0.115 | 87.0 | 70 to 130 | 2.75 | 20 |
| BA17561 | Antimony, Total | mg/L | 0.000175 | 0.001 | 0.100 | 0.103 | 0.104 | 0.101 | 0.085 to 0.115 | 103 | 70 to 130 | 0.966 | 20 |
| BA17561 | Manganese, Total | mg/L | 0.0000202 | 0.0001474 | 0.100 | 0.106 | 0.107 | 0.0986 | 0.085 to 0.115 | 97.8 | 70 to 130 | 0.939 | 20 |
| BA17561 | Thallium, Total | mg/L | 0.0000071 | 0.0001474 | 0.100 | 0.105 | 0.106 | 0.101 | 0.085 to 0.115 | 105 | 70 to 130 | 0.948 | 20 |
| BA17561 | Boron, Total | mg/L | -0.000998 | 0.0650254 | 1.00 | 1.14 | 1.16 | 1.00 | 0.85 to 1.15 | 100 | 70 to 130 | 1.74 | 20 |
| BA17561 | Iron, Dissolved | mg/L | 0.000233 | 0.0176 | 0.2 | 0.235 | 0.236 | 0.215 | 0.17 to 0.23 | 106 | 70 to 130 | 0.425 | 20 |
| BA17561 | Iron, Total | mg/L | 0.0000713 | 0.0176 | 0.2 | 0.280 | 0.283 | 0.203 | 0.17 to 0.23 | 97.4 | 70 to 130 | 1.07 | 20 |
| BA17561 | Potassium, Total | mg/L | -0.0108 | 0.3674 | 10.0 | 10.9 | 10.8 | 9.84 | 8.5 to 11.5 | 96.0 | 70 to 130 | 0.922 | 20 |
| BA17561 | Lead, Total | mg/L | 0.000002 | 0.0001474 | 0.100 | 0.109 | 0.110 | 0.106 | 0.085 to 0.115 | 109 | 70 to 130 | 0.913 | 20 |
| BA17561 | Cadmium, Total | mg/L | 0.0000028 | 0.0001474 | 0.100 | 0.0997 | 0.101 | 0.0989 | 0.085 to 0.115 | 99.7 | 70 to 130 | 1.30 | 20 |
| BA17561 | Molybdenum, Total | mg/L | 0.0000186 | 0.0001474 | 0.100 | 0.122 | 0.124 | 0.106 | 0.085 to 0.115 | 104 | 70 to 130 | 1.63 | 20 |
| BA17561 | Beryllium, Total | mg/L | 0.0000018 | 0.00088 | 0.100 | 0.101 | 0.0997 | 0.0983 | 0.085 to 0.115 | 101 | 70 to 130 | 1.30 | 20 |
| BA17561 | Calcium, Total | mg/L | -0.00348 | 0.1518 | 5.00 | 6.97 | 7.03 | 5.05 | 4.25 to 5.75 | 99.6 | 70 to 130 | 0.857 | 20 |
| BA17561 | Lithium, Total | mg/L | 0.000168 | 0.0154 | 0.20 | 0.272 | 0.276 | 0.196 | 0.17 to 0.23 | 114 | 70 to 130 | 1.46 | 20 |
| BA17561 | Sodium, Total | mg/L | 0.000705 | 0.044 | 5.00 | 374 | 372 | 4.91 | 4.25 to 5.75 | 0.00 | 70 to 130 | 0.536 | 20 |
| BA17561 | Cobalt, Total | mg/L | -0.0000107 | 0.0001474 | 0.100 | 0.106 | 0.106 | 0.106 | 0.085 to 0.115 | 106 | 70 to 130 | 0.00 | 20 |
| BA17561 | Mercury, Total by CVAA | mg/L | 0.0000122 | 0.0005 | 0.004 | 0.00418 | 0.00415 | 0.00429 | 0.0034 to 0.0046 | 104 | 70 to 130 | 0.720 | 20 |
| BA17561 | Selenium, Total | mg/L | 0.0000507 | 0.001 | 0.100 | 0.0296 | 0.0314 | 0.102 | 0.085 to 0.115 | 23.2 | 70 to 130 | 5.90 | 20 |

**Comments:** The client submitted filtered samples for dissolved analysis, but no MB or LCS were submitted. Therefore, dissolved data is qualified.
LBM 10/16/20

Reported: 11/3/2020
Version: 3.1
COA_CCR

Alabama Power
General Test Laboratory
744 County Road 87, GSC #8
Calera, AL 35040

Alabama Power

# Batch QC Summary

**Customer Account:** WMWGORAP
**Sample Date:** 9/17/20 13:05
**Customer ID:**
**Delivery Date:** 9/18/20 10:33

**Description:** Gorgas Ash Pond - MW-41HD

**Laboratory ID Number:** BA17558

| Sample | Analysis | Units | MB | MB Limit | Spike | MS | Sample Duplicate | Standard | Standard Limit | Rec | Rec Limit | Prec | Prec Limit |
|---|---|---|---|---|---|---|---|---|---|---|---|---|---|
| BA17782 | Alkalinity, Total as CaCO3 | mg/L | | | | | 340 | 53.1 | 45.0 to 55.0 | | | 0.295 | 10 |
| BA17560 | Chloride | mg/L | 0.000598 | 0.50 | 10.0 | 10.0 | -0.0118 | 10.6 | 9 to 11 | 100 | 80 to 120 | 0.00 | 20 |
| BA17560 | Fluoride | mg/L | 0.0166 | 0.05 | 2.50 | 2.66 | 0.019 | 2.56 | 2.25 to 2.75 | 106 | 80 to 120 | 0.00 | 20 |
| BA17559 | Solids, Dissolved | mg/L | -1.00 | 25 | | | 248 | 55.0 | 40 to 60 | | | 0.402 | 5 |
| BA17560 | Sulfate | mg/L | -0.533 | 0.50 | 20.0 | 18.7 | -0.577 | 20.0 | 18 to 22 | 93.5 | 80 to 120 | 0.00 | 20 |

**Comments:** The client submitted filtered samples for dissolved analysis, but no MB or LCS were submitted. Therefore, dissolved data is qualified.
LBM 10/16/20

Reported: 11/3/2020
Version: 3.1
COA_CCR

Alabama Power
General Test Laboratory
744 County Road 87, GSC #8
Calera, AL 35040

# Certificate Of Analysis

Alabama Power

**Description:** Gorgas Ash Pond - MW-24H

**Location Code:** WMWGORAP
**Collected:** 9/17/20 14:20
**Customer ID:**
**Submittal Date:** 9/18/20 10:33

**Laboratory ID Number:** BA17559

| Name | Prepared | Analyzed | Vio Spec | DF | Results | Units | MDL | RL | Q |
|---|---|---|---|---|---|---|---|---|---|
| ***Analytical Method: EPA 200.7*** | ***Analyst: RDA*** | | | | ***Preparation Method: EPA 1638*** | | | | |
| * Boron, Total | 9/23/20 10:35 | 9/24/20 11:06 | | 1.015 | 0.0690 | mg/L | 0.03 | 0.1 | J |
| * Calcium, Total | 9/23/20 10:35 | 9/24/20 11:50 | | 10.15 | 45.5 | mg/L | 1.015 | 5.075 | |
| * Iron, Total | 9/23/20 10:35 | 9/24/20 11:06 | | 1.015 | 1.99 | mg/L | 0.02 | 0.05 | |
| * Lithium, Total | 9/23/20 10:35 | 9/24/20 11:06 | | 1.015 | 0.0237 | mg/L | 0.01 | 0.02 | |
| * Magnesium, Total | 9/23/20 10:35 | 9/24/20 11:06 | | 1.015 | 13.6 | mg/L | 0.1 | 0.5 | |
| * Sodium, Total | 9/23/20 10:35 | 9/24/20 11:06 | | 1.015 | 29.7 | mg/L | 0.1 | 0.5 | |
| ***Analytical Method: EPA 200.7*** | ***Analyst: RDA*** | | | | | | | | |
| * Iron, Dissolved | 9/23/20 11:20 | 9/23/20 13:11 | | 1.015 | 2.01 | mg/L | 0.02 | 0.05 | |
| ***Analytical Method: EPA 200.8*** | ***Analyst: DLJ*** | | | | ***Preparation Method: EPA 1638*** | | | | |
| * Antimony, Total | 9/28/20 11:12 | 9/29/20 18:06 | | 1.015 | Not Detected | mg/L | 0.0008 | 0.003 | U |
| * Arsenic, Total | 9/28/20 11:12 | 9/29/20 18:06 | | 1.015 | Not Detected | mg/L | 0.001 | 0.005 | U |
| * Barium, Total | 9/28/20 11:12 | 10/1/20 12:39 | | 1.015 | 0.988 | mg/L | 0.002 | 0.01 | |
| * Beryllium, Total | 9/28/20 11:12 | 9/29/20 18:06 | | 1.015 | Not Detected | mg/L | 0.0006 | 0.003 | U |
| * Cadmium, Total | 9/28/20 11:12 | 9/29/20 18:06 | | 1.015 | Not Detected | mg/L | 0.0003 | 0.001 | U |
| * Chromium, Total | 9/28/20 11:12 | 9/29/20 18:06 | | 1.015 | Not Detected | mg/L | 0.002 | 0.01 | U |
| * Cobalt, Total | 9/28/20 11:12 | 9/29/20 18:06 | | 1.015 | Not Detected | mg/L | 0.002 | 0.005 | U |
| * Lead, Total | 9/28/20 11:12 | 9/29/20 18:06 | | 1.015 | Not Detected | mg/L | 0.001 | 0.005 | U |
| * Molybdenum, Total | 9/28/20 11:12 | 9/29/20 18:06 | | 1.015 | Not Detected | mg/L | 0.002 | 0.01 | U |
| * Potassium, Total | 9/28/20 11:12 | 9/29/20 18:06 | | 1.015 | 1.54 | mg/L | 0.3 | 2.5 | J |
| * Manganese, Total | 9/28/20 11:12 | 9/29/20 18:06 | | 1.015 | 0.0973 | mg/L | 0.001 | 0.005 | |
| * Selenium, Total | 9/28/20 11:12 | 9/29/20 18:06 | | 1.015 | Not Detected | mg/L | 0.002 | 0.01 | U |
| * Thallium, Total | 9/28/20 11:12 | 9/29/20 18:06 | | 1.015 | Not Detected | mg/L | 0.0002 | 0.001 | U |
| ***Analytical Method: EPA 200.8*** | ***Analyst: DLJ*** | | | | | | | | |
| * Manganese, Dissolved | 9/28/20 09:17 | 9/29/20 13:22 | | 1.015 | 0.101 | mg/L | 0.001 | 0.005 | |
| ***Analytical Method: EPA 245.1*** | ***Analyst: GAS*** | | | | | | | | |
| * Mercury, Total by CVAA | 9/22/20 09:37 | 9/22/20 13:34 | | 1 | Not Detected | mg/L | 0.0003 | 0.0005 | U |
| ***Analytical Method: SM 2320 B*** | ***Analyst: JAG*** | | | | | | | | |
| Alkalinity, Total as CaCO3 | 9/29/20 10:00 | 9/29/20 11:20 | | 1 | 219 | mg/L | | 0.1 | |
| ***Analytical Method: SM 2540C*** | ***Analyst: TJW*** | | | | | | | | |
| * Solids, Dissolved | 9/21/20 13:00 | 9/23/20 08:40 | | 1 | 250 | mg/L | | 25 | |

MDL's and RL's are adjusted for sample dilution, as applicable

**Comments:** The client submitted filtered samples for dissolved analysis, but no MB or LCS were submitted. Therefore, dissolved data is qualified.
LBM 10/16/20

Alabama Power
General Test Laboratory
744 County Road 87, GSC #8
Calera, AL 35040

# *Certificate Of Analysis*

Alabama Power

**Description:** Gorgas Ash Pond - MW-24H

**Location Code:** WMWGORAP
**Collected:** 9/17/20 14:20
**Customer ID:**
**Submittal Date:** 9/18/20 10:33

**Laboratory ID Number:** BA17559

| Name | Prepared | Analyzed | Vio Spec | DF | Results | Units | MDL | RL | Q |
|---|---|---|---|---|---|---|---|---|---|
| ***Analytical Method: SM 4500CO2 D*** | ***Analyst: JAG*** | | | | | | | | |
| Bicarbonate Alkalinity, (calc.) | 9/29/20 10:00 | 9/29/20 11:20 | | 1 | 219 | mg/L | | | |
| Carbonate Alkalinity, (calc.) | 9/29/20 10:00 | 9/29/20 11:20 | | 1 | 0.30 | mg/L | | | |
| ***Analytical Method: SM4500Cl E*** | ***Analyst: JCC*** | | | | | | | | |
| * Chloride | 9/25/20 12:52 | 9/25/20 12:52 | | 1 | 3.19 | mg/L | 0.50 | 1 | |
| ***Analytical Method: SM4500F G 2017*** | ***Analyst: JCC*** | | | | | | | | |
| * Fluoride | 9/28/20 11:48 | 9/28/20 11:48 | | 1 | 0.217 | mg/L | 0.06 | 0.1 | |
| ***Analytical Method: SM4500SO4 E 2011*** | ***Analyst: JCC*** | | | | | | | | |
| * Sulfate | 9/22/20 09:12 | 9/22/20 09:12 | | 1 | 6.70 | mg/L | 0.50 | 1 | |
| ***Analytical Method: Field Measurements*** | ***Analyst: TJD*** | | | | | | | | |
| Conductivity | 9/17/20 14:15 | 9/17/20 14:15 | | | 405.22 | uS/cm | | | FA |
| pH | 9/17/20 14:15 | 9/17/20 14:15 | | | 7.02 | SU | | | FA |
| Temperature | 9/17/20 14:15 | 9/17/20 14:15 | | | 19.33 | C | | | FA |
| Turbidity | 9/17/20 14:15 | 9/17/20 14:15 | | | 2.78 | NTU | | | FA |

MDL's and RL's are adjusted for sample dilution, as applicable

**Comments:** The client submitted filtered samples for dissolved analysis, but no MB or LCS were submitted. Therefore, dissolved data is qualified.
LBM 10/16/20

Reported: 11/3/2020
Version: 3.1
COA_CCR

Alabama Power
General Test Laboratory
744 County Road 87, GSC #8
Calera, AL 35040

# Batch QC Summary

Alabama Power

**Customer Account:** WMWGORAP
**Sample Date:** 9/17/20 14:20
**Customer ID:**
**Delivery Date:** 9/18/20 10:33

**Description**: Gorgas Ash Pond - MW-24H

**Laboratory ID Number:** BA17559

| Sample | Analysis | Units | MB | MB Limit | Spike | MS | MSD | Standard | Standard Limit | Rec | Rec Limit | Prec | Prec Limit |
|---|---|---|---|---|---|---|---|---|---|---|---|---|---|
| BA17561 | Chromium, Total | mg/L | -0.0000021 | 0.00044 | 0.100 | 0.104 | 0.103 | 0.104 | 0.085 to 0.115 | 104 | 70 to 130 | 0.966 | 20 |
| BA17561 | Magnesium, Total | mg/L | -0.00154 | 0.0462 | 5.00 | 5.55 | 5.63 | 5.05 | 4.25 to 5.75 | 97.9 | 70 to 130 | 1.43 | 20 |
| BA17562 | Manganese, Dissolved | mg/L | -0.0000116 | 0.0001474 | 0.10 | 0.107 | 0.113 | 0.101 | 0.085 to 0.115 | 100 | 70 to 130 | 5.45 | 20 |
| BA17561 | Manganese, Total | mg/L | 0.0000202 | 0.0001474 | 0.100 | 0.106 | 0.107 | 0.0986 | 0.085 to 0.115 | 97.8 | 70 to 130 | 0.939 | 20 |
| BA17561 | Thallium, Total | mg/L | 0.0000071 | 0.0001474 | 0.100 | 0.105 | 0.106 | 0.101 | 0.085 to 0.115 | 105 | 70 to 130 | 0.948 | 20 |
| BA17561 | Cadmium, Total | mg/L | 0.0000028 | 0.0001474 | 0.100 | 0.0997 | 0.101 | 0.0989 | 0.085 to 0.115 | 99.7 | 70 to 130 | 1.30 | 20 |
| BA17561 | Molybdenum, Total | mg/L | 0.0000186 | 0.0001474 | 0.100 | 0.122 | 0.124 | 0.106 | 0.085 to 0.115 | 104 | 70 to 130 | 1.63 | 20 |
| BA17561 | Boron, Total | mg/L | -0.000998 | 0.0650254 | 1.00 | 1.14 | 1.16 | 1.00 | 0.85 to 1.15 | 100 | 70 to 130 | 1.74 | 20 |
| BA17561 | Iron, Dissolved | mg/L | 0.000233 | 0.0176 | 0.2 | 0.235 | 0.236 | 0.215 | 0.17 to 0.23 | 106 | 70 to 130 | 0.425 | 20 |
| BA17561 | Iron, Total | mg/L | 0.0000713 | 0.0176 | 0.2 | 0.280 | 0.283 | 0.203 | 0.17 to 0.23 | 97.4 | 70 to 130 | 1.07 | 20 |
| BA17561 | Potassium, Total | mg/L | -0.0108 | 0.3674 | 10.0 | 10.9 | 10.8 | 9.84 | 8.5 to 11.5 | 96.0 | 70 to 130 | 0.922 | 20 |
| BA17561 | Lead, Total | mg/L | 0.000002 | 0.0001474 | 0.100 | 0.109 | 0.110 | 0.106 | 0.085 to 0.115 | 109 | 70 to 130 | 0.913 | 20 |
| BA17561 | Arsenic, Total | mg/L | 0.0000142 | 0.0001474 | 0.100 | 0.115 | 0.115 | 0.105 | 0.085 to 0.115 | 106 | 70 to 130 | 0.00 | 20 |
| BA17561 | Barium, Total | mg/L | 0.0000099 | 0.0002 | 0.10 | 0.251 | 0.258 | 0.0989 | 0.085 to 0.115 | 87.0 | 70 to 130 | 2.75 | 20 |
| BA17561 | Antimony, Total | mg/L | 0.000175 | 0.001 | 0.100 | 0.103 | 0.104 | 0.101 | 0.085 to 0.115 | 103 | 70 to 130 | 0.966 | 20 |
| BA17561 | Cobalt, Total | mg/L | -0.0000107 | 0.0001474 | 0.100 | 0.106 | 0.106 | 0.106 | 0.085 to 0.115 | 106 | 70 to 130 | 0.00 | 20 |
| BA17561 | Mercury, Total by CVAA | mg/L | 0.0000122 | 0.0005 | 0.004 | 0.00418 | 0.00415 | 0.00429 | 0.0034 to 0.0046 | 104 | 70 to 130 | 0.720 | 20 |
| BA17561 | Selenium, Total | mg/L | 0.0000507 | 0.001 | 0.100 | 0.0296 | 0.0314 | 0.102 | 0.085 to 0.115 | 23.2 | 70 to 130 | 5.90 | 20 |
| BA17561 | Beryllium, Total | mg/L | 0.0000018 | 0.00088 | 0.100 | 0.101 | 0.0997 | 0.0983 | 0.085 to 0.115 | 101 | 70 to 130 | 1.30 | 20 |
| BA17561 | Calcium, Total | mg/L | -0.00348 | 0.1518 | 5.00 | 6.97 | 7.03 | 5.05 | 4.25 to 5.75 | 99.6 | 70 to 130 | 0.857 | 20 |
| BA17561 | Lithium, Total | mg/L | 0.000168 | 0.0154 | 0.20 | 0.272 | 0.276 | 0.196 | 0.17 to 0.23 | 114 | 70 to 130 | 1.46 | 20 |
| BA17561 | Sodium, Total | mg/L | 0.000705 | 0.044 | 5.00 | 374 | 372 | 4.91 | 4.25 to 5.75 | 0.00 | 70 to 130 | 0.536 | 20 |

**Comments:** The client submitted filtered samples for dissolved analysis, but no MB or LCS were submitted. Therefore, dissolved data is qualified.
LBM 10/16/20

Reported: 11/3/2020
Version: 3.1
COA_CCR

Alabama Power
General Test Laboratory
744 County Road 87, GSC #8
Calera, AL 35040

Alabama Power

# Batch QC Summary

**Customer Account:** WMWGORAP
**Sample Date:** 9/17/20 14:20
**Customer ID:**
**Delivery Date:** 9/18/20 10:33

**Description:** Gorgas Ash Pond - MW-24H

**Laboratory ID Number:** BA17559

| Sample | Analysis | Units | MB | MB Limit | Spike | MS | Sample Duplicate | Standard | Standard Limit | Rec | Rec Limit | Prec | Prec Limit |
|---|---|---|---|---|---|---|---|---|---|---|---|---|---|
| BA17782 | Alkalinity, Total as CaCO3 | mg/L | | | | | 340 | 53.1 | 45.0 to 55.0 | | | 0.295 | 10 |
| BA17560 | Fluoride | mg/L | 0.0166 | 0.05 | 2.50 | 2.66 | 0.019 | 2.56 | 2.25 to 2.75 | 106 | 80 to 120 | 0.00 | 20 |
| BA17560 | Chloride | mg/L | 0.000598 | 0.50 | 10.0 | 10.0 | -0.0118 | 10.6 | 9 to 11 | 100 | 80 to 120 | 0.00 | 20 |
| BA17559 | Solids, Dissolved | mg/L | -1.00 | 25 | | | 248 | 55.0 | 40 to 60 | | | 0.402 | 5 |
| BA17560 | Sulfate | mg/L | -0.533 | 0.50 | 20.0 | 18.7 | -0.577 | 20.0 | 18 to 22 | 93.5 | 80 to 120 | 0.00 | 20 |

**Comments:** The client submitted filtered samples for dissolved analysis, but no MB or LCS were submitted. Therefore, dissolved data is qualified.
LBM 10/16/20

Reported: 11/3/2020
Version: 3.1
COA_CCR

Alabama Power
General Test Laboratory
744 County Road 87, GSC #8
Calera, AL 35040

# Certificate Of Analysis

Alabama Power

**Description:** Gorgas Ash Pond Field Blank-1

**Location Code:** WMWGORAPFB
**Collected:** 9/17/20 14:45
**Customer ID:**
**Submittal Date:** 9/18/20 10:33

**Laboratory ID Number:** BA17560

| Name | Prepared | Analyzed | Vio Spec | DF | Results | Units | MDL | RL | Q |
|---|---|---|---|---|---|---|---|---|---|
| ***Analytical Method: EPA 200.7*** | ***Analyst: RDA*** | | | | ***Preparation Method: EPA 1638*** | | | | |
| * Boron, Total | 9/23/20 10:35 | 9/24/20 11:09 | | 1.015 | Not Detected | mg/L | 0.03 | 0.1 | U |
| * Calcium, Total | 9/23/20 10:35 | 9/24/20 11:09 | | 1.015 | Not Detected | mg/L | 0.1 | 0.5 | U |
| * Iron, Total | 9/23/20 10:35 | 9/24/20 11:09 | | 1.015 | Not Detected | mg/L | 0.02 | 0.05 | U |
| * Lithium, Total | 9/23/20 10:35 | 9/24/20 11:09 | | 1.015 | Not Detected | mg/L | 0.01 | 0.02 | U |
| * Magnesium, Total | 9/23/20 10:35 | 9/24/20 11:09 | | 1.015 | Not Detected | mg/L | 0.1 | 0.5 | U |
| * Sodium, Total | 9/23/20 10:35 | 9/24/20 11:09 | | 1.015 | Not Detected | mg/L | 0.1 | 0.5 | U |
| ***Analytical Method: EPA 200.8*** | ***Analyst: DLJ*** | | | | ***Preparation Method: EPA 1638*** | | | | |
| * Antimony, Total | 9/28/20 11:12 | 9/29/20 18:08 | | 1.015 | Not Detected | mg/L | 0.0008 | 0.003 | U |
| * Arsenic, Total | 9/28/20 11:12 | 9/29/20 18:08 | | 1.015 | Not Detected | mg/L | 0.001 | 0.005 | U |
| * Barium, Total | 9/28/20 11:12 | 10/1/20 12:42 | | 1.015 | Not Detected | mg/L | 0.002 | 0.01 | U |
| * Beryllium, Total | 9/28/20 11:12 | 9/29/20 18:08 | | 1.015 | Not Detected | mg/L | 0.0006 | 0.003 | U |
| * Cadmium, Total | 9/28/20 11:12 | 9/29/20 18:08 | | 1.015 | Not Detected | mg/L | 0.0003 | 0.001 | U |
| * Chromium, Total | 9/28/20 11:12 | 9/29/20 18:08 | | 1.015 | Not Detected | mg/L | 0.002 | 0.01 | U |
| * Cobalt, Total | 9/28/20 11:12 | 9/29/20 18:08 | | 1.015 | Not Detected | mg/L | 0.002 | 0.005 | U |
| * Lead, Total | 9/28/20 11:12 | 9/29/20 18:08 | | 1.015 | Not Detected | mg/L | 0.001 | 0.005 | U |
| * Molybdenum, Total | 9/28/20 11:12 | 9/29/20 18:08 | | 1.015 | Not Detected | mg/L | 0.002 | 0.01 | U |
| * Manganese, Total | 9/28/20 11:12 | 9/29/20 18:08 | | 1.015 | Not Detected | mg/L | 0.001 | 0.005 | U |
| * Potassium, Total | 9/28/20 11:12 | 9/29/20 18:08 | | 1.015 | Not Detected | mg/L | 0.3 | 2.5 | U |
| * Selenium, Total | 9/28/20 11:12 | 9/29/20 18:08 | | 1.015 | Not Detected | mg/L | 0.002 | 0.01 | U |
| * Thallium, Total | 9/28/20 11:12 | 9/29/20 18:08 | | 1.015 | Not Detected | mg/L | 0.0002 | 0.001 | U |
| ***Analytical Method: EPA 245.1*** | ***Analyst: GAS*** | | | | | | | | |
| * Mercury, Total by CVAA | 9/22/20 09:37 | 9/22/20 13:36 | | 1 | Not Detected | mg/L | 0.0003 | 0.0005 | U |
| ***Analytical Method: SM 2540C*** | ***Analyst: TJW*** | | | | | | | | |
| * Solids, Dissolved | 9/21/20 13:00 | 9/23/20 08:40 | | 1 | Not Detected | mg/L | | 25 | U |
| ***Analytical Method: SM4500Cl E*** | ***Analyst: JCC*** | | | | | | | | |
| * Chloride | 9/25/20 12:55 | 9/25/20 12:55 | | 1 | Not Detected | mg/L | 0.50 | 1 | U |
| ***Analytical Method: SM4500F G 2017*** | ***Analyst: JCC*** | | | | | | | | |
| * Fluoride | 9/28/20 11:49 | 9/28/20 11:49 | | 1 | Not Detected | mg/L | 0.06 | 0.1 | U |
| ***Analytical Method: SM4500SO4 E 2011*** | ***Analyst: JCC*** | | | | | | | | |
| * Sulfate | 9/22/20 09:13 | 9/22/20 09:13 | | 1 | Not Detected | mg/L | 0.50 | 1 | U |

MDL's and RL's are adjusted for sample dilution, as applicable

**Comments:**

Reported: 11/3/2020
Version: 3.1
COA_CCR

Alabama Power
General Test Laboratory
744 County Road 87, GSC #8
Calera, AL 35040

# Batch QC Summary

Alabama Power

**Customer Account:** WMWGORAPFB
**Sample Date:** 9/17/20 14:45
**Customer ID:**
**Delivery Date:** 9/18/20 10:33

**Description**:Gorgas Ash Pond Field Blank-1

**Laboratory ID Number:** BA17560

| Sample | Analysis | Units | MB | MB Limit | Spike | MS | MSD | Standard | Standard Limit | Rec | Rec Limit | Prec | Prec Limit |
|---|---|---|---|---|---|---|---|---|---|---|---|---|---|
| BA17561 | Magnesium, Total | mg/L | -0.00154 | 0.0462 | 5.00 | 5.55 | 5.63 | 5.05 | 4.25 to 5.75 | 97.9 | 70 to 130 | 1.43 | 20 |
| BA17561 | Chromium, Total | mg/L | -0.0000021 | 0.00044 | 0.100 | 0.104 | 0.103 | 0.104 | 0.085 to 0.115 | 104 | 70 to 130 | 0.966 | 20 |
| BA17561 | Cadmium, Total | mg/L | 0.0000028 | 0.0001474 | 0.100 | 0.0997 | 0.101 | 0.0989 | 0.085 to 0.115 | 99.7 | 70 to 130 | 1.30 | 20 |
| BA17561 | Molybdenum, Total | mg/L | 0.0000186 | 0.0001474 | 0.100 | 0.122 | 0.124 | 0.106 | 0.085 to 0.115 | 104 | 70 to 130 | 1.63 | 20 |
| BA17561 | Arsenic, Total | mg/L | 0.0000142 | 0.0001474 | 0.100 | 0.115 | 0.115 | 0.105 | 0.085 to 0.115 | 106 | 70 to 130 | 0.00 | 20 |
| BA17561 | Barium, Total | mg/L | 0.0000099 | 0.0002 | 0.10 | 0.251 | 0.258 | 0.0989 | 0.085 to 0.115 | 87.0 | 70 to 130 | 2.75 | 20 |
| BA17561 | Antimony, Total | mg/L | 0.000175 | 0.001 | 0.100 | 0.103 | 0.104 | 0.101 | 0.085 to 0.115 | 103 | 70 to 130 | 0.966 | 20 |
| BA17561 | Manganese, Total | mg/L | 0.0000202 | 0.0001474 | 0.100 | 0.106 | 0.107 | 0.0986 | 0.085 to 0.115 | 97.8 | 70 to 130 | 0.939 | 20 |
| BA17561 | Thallium, Total | mg/L | 0.0000071 | 0.0001474 | 0.100 | 0.105 | 0.106 | 0.101 | 0.085 to 0.115 | 105 | 70 to 130 | 0.948 | 20 |
| BA17561 | Boron, Total | mg/L | -0.000998 | 0.0650254 | 1.00 | 1.14 | 1.16 | 1.00 | 0.85 to 1.15 | 100 | 70 to 130 | 1.74 | 20 |
| BA17561 | Iron, Total | mg/L | 0.0000713 | 0.0176 | 0.2 | 0.280 | 0.283 | 0.203 | 0.17 to 0.23 | 97.4 | 70 to 130 | 1.07 | 20 |
| BA17561 | Potassium, Total | mg/L | -0.0108 | 0.3674 | 10.0 | 10.9 | 10.8 | 9.84 | 8.5 to 11.5 | 96.0 | 70 to 130 | 0.922 | 20 |
| BA17561 | Lead, Total | mg/L | 0.000002 | 0.0001474 | 0.100 | 0.109 | 0.110 | 0.106 | 0.085 to 0.115 | 109 | 70 to 130 | 0.913 | 20 |
| BA17561 | Beryllium, Total | mg/L | 0.0000018 | 0.00088 | 0.100 | 0.101 | 0.0997 | 0.0983 | 0.085 to 0.115 | 101 | 70 to 130 | 1.30 | 20 |
| BA17561 | Calcium, Total | mg/L | -0.00348 | 0.1518 | 5.00 | 6.97 | 7.03 | 5.05 | 4.25 to 5.75 | 99.6 | 70 to 130 | 0.857 | 20 |
| BA17561 | Lithium, Total | mg/L | 0.000168 | 0.0154 | 0.20 | 0.272 | 0.276 | 0.196 | 0.17 to 0.23 | 114 | 70 to 130 | 1.46 | 20 |
| BA17561 | Sodium, Total | mg/L | 0.000705 | 0.044 | 5.00 | 374 | 372 | 4.91 | 4.25 to 5.75 | 0.00 | 70 to 130 | 0.536 | 20 |
| BA17561 | Cobalt, Total | mg/L | -0.0000107 | 0.0001474 | 0.100 | 0.106 | 0.106 | 0.106 | 0.085 to 0.115 | 106 | 70 to 130 | 0.00 | 20 |
| BA17561 | Mercury, Total by CVAA | mg/L | 0.0000122 | 0.0005 | 0.004 | 0.00418 | 0.00415 | 0.00429 | 0.0034 to 0.0046 | 104 | 70 to 130 | 0.720 | 20 |
| BA17561 | Selenium, Total | mg/L | 0.0000507 | 0.001 | 0.100 | 0.0296 | 0.0314 | 0.102 | 0.085 to 0.115 | 23.2 | 70 to 130 | 5.90 | 20 |

**Comments:**

Alabama Power
General Test Laboratory
744 County Road 87, GSC #8
Calera, AL 35040

Alabama Power

# Batch QC Summary

**Customer Account:** WMWGORAPFB
**Sample Date:** 9/17/20 14:45
**Customer ID:**
**Delivery Date:** 9/18/20 10:33

**Description:** Gorgas Ash Pond Field Blank-1

**Laboratory ID Number:** BA17560

| Sample | Analysis | Units | MB | MB Limit | Spike | MS | Sample Duplicate | Standard | Standard Limit | Rec | Rec Limit | Prec | Prec Limit |
|---|---|---|---|---|---|---|---|---|---|---|---|---|---|
| BA17560 | Chloride | mg/L | 0.000598 | 0.50 | 10.0 | 10.0 | -0.0118 | 10.6 | 9 to 11 | 100 | 80 to 120 | 0.00 | 20 |
| BA17560 | Fluoride | mg/L | 0.0166 | 0.05 | 2.50 | 2.66 | 0.019 | 2.56 | 2.25 to 2.75 | 106 | 80 to 120 | 0.00 | 20 |
| BA17559 | Solids, Dissolved | mg/L | -1.00 | 25 | | | 248 | 55.0 | 40 to 60 | | | 0.402 | 5 |
| BA17560 | Sulfate | mg/L | -0.533 | 0.50 | 20.0 | 18.7 | -0.577 | 20.0 | 18 to 22 | 93.5 | 80 to 120 | 0.00 | 20 |

**Comments:**

Reported: 11/3/2020
Version: 3.1
COA_CCR

Alabama Power
General Test Laboratory
744 County Road 87, GSC #8
Calera, AL 35040

# Certificate Of Analysis

Alabama Power

**Description:** Gorgas Ash Pond - MW-25HA

**Location Code:** WMWGORAP
**Collected:** 9/17/20 09:08
**Customer ID:**
**Submittal Date:** 9/18/20 10:33

**Laboratory ID Number:** BA17561

| Name | Prepared | Analyzed | Vio Spec | DF | Results | Units | MDL | RL | Q |
|---|---|---|---|---|---|---|---|---|---|
| ***Analytical Method: EPA 200.7*** | ***Analyst: RDA*** | | | | ***Preparation Method: EPA 1638*** | | | | |
| * Boron, Total | 9/23/20 10:35 | 9/24/20 11:12 | | 1.015 | 0.138 | mg/L | 0.03 | 0.1 | |
| * Calcium, Total | 9/23/20 10:35 | 9/24/20 11:12 | | 1.015 | 1.99 | mg/L | 0.1 | 0.5 | |
| * Iron, Total | 9/23/20 10:35 | 9/24/20 11:12 | | 1.015 | 0.0853 | mg/L | 0.02 | 0.05 | |
| * Lithium, Total | 9/23/20 10:35 | 9/24/20 11:12 | | 1.015 | 0.0449 | mg/L | 0.01 | 0.02 | |
| * Magnesium, Total | 9/23/20 10:35 | 9/24/20 11:12 | | 1.015 | 0.655 | mg/L | 0.1 | 0.5 | |
| * Sodium, Total | 9/23/20 10:35 | 9/24/20 11:53 | | 10.15 | 374 | mg/L | 1.015 | 5.075 | RA |
| ***Analytical Method: EPA 200.7*** | ***Analyst: RDA*** | | | | | | | | |
| * Iron, Dissolved | 9/23/20 11:20 | 9/23/20 13:14 | | 1.015 | 0.0229 | mg/L | 0.02 | 0.05 | J |
| ***Analytical Method: EPA 200.8*** | ***Analyst: DLJ*** | | | | ***Preparation Method: EPA 1638*** | | | | |
| * Antimony, Total | 9/28/20 11:12 | 9/29/20 18:11 | | 1.015 | Not Detected | mg/L | 0.0008 | 0.003 | U |
| * Arsenic, Total | 9/28/20 11:12 | 9/29/20 18:11 | | 1.015 | 0.00904 | mg/L | 0.001 | 0.005 | |
| * Barium, Total | 9/28/20 11:12 | 10/1/20 12:44 | | 1.015 | 0.164 | mg/L | 0.002 | 0.01 | |
| * Beryllium, Total | 9/28/20 11:12 | 9/29/20 18:11 | | 1.015 | Not Detected | mg/L | 0.0006 | 0.003 | U |
| * Cadmium, Total | 9/28/20 11:12 | 9/29/20 18:11 | | 1.015 | Not Detected | mg/L | 0.0003 | 0.001 | U |
| * Chromium, Total | 9/28/20 11:12 | 9/29/20 18:11 | | 1.015 | Not Detected | mg/L | 0.002 | 0.01 | U |
| * Cobalt, Total | 9/28/20 11:12 | 9/29/20 18:11 | | 1.015 | Not Detected | mg/L | 0.002 | 0.005 | U |
| * Lead, Total | 9/28/20 11:12 | 9/29/20 18:11 | | 1.015 | Not Detected | mg/L | 0.001 | 0.005 | U |
| * Molybdenum, Total | 9/28/20 11:12 | 9/29/20 18:11 | | 1.015 | 0.0182 | mg/L | 0.002 | 0.01 | |
| * Potassium, Total | 9/28/20 11:12 | 9/29/20 18:11 | | 1.015 | 1.30 | mg/L | 0.3 | 2.5 | J |
| * Manganese, Total | 9/28/20 11:12 | 9/29/20 18:11 | | 1.015 | 0.00818 | mg/L | 0.001 | 0.005 | |
| * Selenium, Total | 9/28/20 11:12 | 9/29/20 18:11 | | 1.015 | 0.00636 | mg/L | 0.002 | 0.01 | J |
| * Thallium, Total | 9/28/20 11:12 | 9/29/20 18:11 | | 1.015 | Not Detected | mg/L | 0.0002 | 0.001 | U |
| ***Analytical Method: EPA 200.8*** | ***Analyst: DLJ*** | | | | | | | | |
| * Manganese, Dissolved | 9/28/20 09:17 | 9/29/20 13:25 | | 1.015 | 0.00746 | mg/L | 0.001 | 0.005 | |
| ***Analytical Method: EPA 245.1*** | ***Analyst: GAS*** | | | | | | | | |
| * Mercury, Total by CVAA | 9/22/20 09:37 | 9/22/20 13:39 | | 1 | Not Detected | mg/L | 0.0003 | 0.0005 | U |
| ***Analytical Method: SM 2320 B*** | ***Analyst: JAG*** | | | | | | | | |
| Alkalinity, Total as CaCO3 | 9/29/20 10:00 | 9/29/20 11:20 | | 1 | 638 | mg/L | | 0.1 | |
| ***Analytical Method: SM 2540C*** | ***Analyst: TJW*** | | | | | | | | |
| * Solids, Dissolved | 9/21/20 13:00 | 9/23/20 08:40 | | 1 | 960 | mg/L | | 83.3 | |

MDL's and RL's are adjusted for sample dilution, as applicable

**Comments:** The client submitted filtered samples for dissolved analysis, but no MB or LCS were submitted. Therefore, dissolved data is qualified. Selenium MS & MSD recovery was outside of acceptable limits. Serial Dilution test and post digestion spike was performed. Matrix issue is suspected. LBM 10/16/20

Reported: 11/3/2020
Version: 3.1
COA_CCR

Alabama Power
General Test Laboratory
744 County Road 87, GSC #8
Calera, AL 35040

# *Certificate Of Analysis*

Alabama Power

**Description:** Gorgas Ash Pond - MW-25HA

**Location Code:** WMWGORAP
**Collected:** 9/17/20 09:08
**Customer ID:**
**Submittal Date:** 9/18/20 10:33

**Laboratory ID Number:** BA17561

| Name | Prepared | Analyzed | Vio Spec | DF | Results | Units | MDL | RL | Q |
|---|---|---|---|---|---|---|---|---|---|
| ***Analytical Method: SM 4500CO2 D*** | ***Analyst: JAG*** | | | | | | | | |
| Bicarbonate Alkalinity, (calc.) | 9/29/20 10:00 | 9/29/20 11:20 | | 1 | 600 | mg/L | | | |
| Carbonate Alkalinity, (calc.) | 9/29/20 10:00 | 9/29/20 11:20 | | 1 | 38.1 | mg/L | | | |
| ***Analytical Method: SM4500Cl E*** | ***Analyst: JCC*** | | | | | | | | |
| * Chloride | 9/25/20 13:20 | 9/25/20 13:20 | | 3 | 38.3 | mg/L | 1.50 | 3 | |
| ***Analytical Method: SM4500F G 2017*** | ***Analyst: JCC*** | | | | | | | | |
| * Fluoride | 9/28/20 12:00 | 9/28/20 12:00 | | 1 | 1.93 | mg/L | 0.06 | 0.1 | |
| ***Analytical Method: SM4500SO4 E 2011*** | ***Analyst: JCC*** | | | | | | | | |
| * Sulfate | 9/22/20 10:07 | 9/22/20 10:07 | | 10 | 173 | mg/L | 5.00 | 10 | |
| ***Analytical Method: Field Measurements*** | ***Analyst: DKG*** | | | | | | | | |
| Conductivity | 9/17/20 09:05 | 9/17/20 09:05 | | | 1481.12 | uS/cm | | | FA |
| pH | 9/17/20 09:05 | 9/17/20 09:05 | | | 8.83 | SU | | | FA |
| Temperature | 9/17/20 09:05 | 9/17/20 09:05 | | | 19.44 | C | | | FA |
| Turbidity | 9/17/20 09:05 | 9/17/20 09:05 | | | 3.01 | NTU | | | FA |

MDL's and RL's are adjusted for sample dilution, as applicable

**Comments:** The client submitted filtered samples for dissolved analysis, but no MB or LCS were submitted. Therefore, dissolved data is qualified. Selenium MS & MSD recovery was outside of acceptable limits. Serial Dilution test and post digestion spike was performed. Matrix issue is suspected. LBM 10/16/20

Reported: 11/3/2020
Version: 3.1
COA_CCR

Alabama Power
General Test Laboratory
744 County Road 87, GSC #8
Calera, AL 35040

# Batch QC Summary

Alabama Power

**Customer Account:** WMWGORAP
**Sample Date:** 9/17/20 09:08
**Customer ID:**
**Delivery Date:** 9/18/20 10:33

**Description**: Gorgas Ash Pond - MW-25HA

**Laboratory ID Number:** BA17561

| Sample | Analysis | Units | MB | MB Limit | Spike | MS | MSD | Standard | Standard Limit | Rec | Rec Limit | Prec | Prec Limit |
|---|---|---|---|---|---|---|---|---|---|---|---|---|---|
| BA17561 | Chromium, Total | mg/L | -0.0000021 | 0.00044 | 0.100 | 0.104 | 0.103 | 0.104 | 0.085 to 0.115 | 104 | 70 to 130 | 0.966 | 20 |
| BA17561 | Magnesium, Total | mg/L | -0.00154 | 0.0462 | 5.00 | 5.55 | 5.63 | 5.05 | 4.25 to 5.75 | 97.9 | 70 to 130 | 1.43 | 20 |
| BA17562 | Manganese, Dissolved | mg/L | -0.0000116 | 0.0001474 | 0.10 | 0.107 | 0.113 | 0.101 | 0.085 to 0.115 | 100 | 70 to 130 | 5.45 | 20 |
| BA17561 | Manganese, Total | mg/L | 0.0000202 | 0.0001474 | 0.100 | 0.106 | 0.107 | 0.0986 | 0.085 to 0.115 | 97.8 | 70 to 130 | 0.939 | 20 |
| BA17561 | Thallium, Total | mg/L | 0.0000071 | 0.0001474 | 0.100 | 0.105 | 0.106 | 0.101 | 0.085 to 0.115 | 105 | 70 to 130 | 0.948 | 20 |
| BA17561 | Cadmium, Total | mg/L | 0.0000028 | 0.0001474 | 0.100 | 0.0997 | 0.101 | 0.0989 | 0.085 to 0.115 | 99.7 | 70 to 130 | 1.30 | 20 |
| BA17561 | Molybdenum, Total | mg/L | 0.0000186 | 0.0001474 | 0.100 | 0.122 | 0.124 | 0.106 | 0.085 to 0.115 | 104 | 70 to 130 | 1.63 | 20 |
| BA17561 | Cobalt, Total | mg/L | -0.0000107 | 0.0001474 | 0.100 | 0.106 | 0.106 | 0.106 | 0.085 to 0.115 | 106 | 70 to 130 | 0.00 | 20 |
| BA17561 | Mercury, Total by CVAA | mg/L | 0.0000122 | 0.0005 | 0.004 | 0.00418 | 0.00415 | 0.00429 | 0.0034 to 0.0046 | 104 | 70 to 130 | 0.720 | 20 |
| BA17561 | Selenium, Total | mg/L | 0.0000507 | 0.001 | 0.100 | 0.0296 | 0.0314 | 0.102 | 0.085 to 0.115 | 23.2 | 70 to 130 | 5.90 | 20 |
| BA17561 | Arsenic, Total | mg/L | 0.0000142 | 0.0001474 | 0.100 | 0.115 | 0.115 | 0.105 | 0.085 to 0.115 | 106 | 70 to 130 | 0.00 | 20 |
| BA17561 | Barium, Total | mg/L | 0.0000099 | 0.0002 | 0.10 | 0.251 | 0.258 | 0.0989 | 0.085 to 0.115 | 87.0 | 70 to 130 | 2.75 | 20 |
| BA17561 | Antimony, Total | mg/L | 0.000175 | 0.001 | 0.100 | 0.103 | 0.104 | 0.101 | 0.085 to 0.115 | 103 | 70 to 130 | 0.966 | 20 |
| BA17561 | Boron, Total | mg/L | -0.000998 | 0.0650254 | 1.00 | 1.14 | 1.16 | 1.00 | 0.85 to 1.15 | 100 | 70 to 130 | 1.74 | 20 |
| BA17561 | Iron, Dissolved | mg/L | 0.000233 | 0.0176 | 0.2 | 0.235 | 0.236 | 0.215 | 0.17 to 0.23 | 106 | 70 to 130 | 0.425 | 20 |
| BA17561 | Iron, Total | mg/L | 0.0000713 | 0.0176 | 0.2 | 0.280 | 0.283 | 0.203 | 0.17 to 0.23 | 97.4 | 70 to 130 | 1.07 | 20 |
| BA17561 | Potassium, Total | mg/L | -0.0108 | 0.3674 | 10.0 | 10.9 | 10.8 | 9.84 | 8.5 to 11.5 | 96.0 | 70 to 130 | 0.922 | 20 |
| BA17561 | Lead, Total | mg/L | 0.000002 | 0.0001474 | 0.100 | 0.109 | 0.110 | 0.106 | 0.085 to 0.115 | 109 | 70 to 130 | 0.913 | 20 |
| BA17561 | Beryllium, Total | mg/L | 0.0000018 | 0.00088 | 0.100 | 0.101 | 0.0997 | 0.0983 | 0.085 to 0.115 | 101 | 70 to 130 | 1.30 | 20 |
| BA17561 | Calcium, Total | mg/L | -0.00348 | 0.1518 | 5.00 | 6.97 | 7.03 | 5.05 | 4.25 to 5.75 | 99.6 | 70 to 130 | 0.857 | 20 |
| BA17561 | Lithium, Total | mg/L | 0.000168 | 0.0154 | 0.20 | 0.272 | 0.276 | 0.196 | 0.17 to 0.23 | 114 | 70 to 130 | 1.46 | 20 |
| BA17561 | Sodium, Total | mg/L | 0.000705 | 0.044 | 5.00 | 374 | 372 | 4.91 | 4.25 to 5.75 | 0.00 | 70 to 130 | 0.536 | 20 |

**Comments:** The client submitted filtered samples for dissolved analysis, but no MB or LCS were submitted. Therefore, dissolved data is qualified. Selenium MS & MSD recovery was outside of acceptable limits. Serial Dilution test and post digestion spike was performed. Matrix issue is suspected. LBM 10/16/20

Alabama Power
General Test Laboratory
744 County Road 87, GSC #8
Calera, AL 35040

Alabama Power

# Batch QC Summary

**Customer Account:** WMWGORAP
**Sample Date:** 9/17/20 09:08
**Customer ID:**
**Delivery Date:** 9/18/20 10:33

**Description:** Gorgas Ash Pond - MW-25HA

**Laboratory ID Number:** BA17561

| Sample | Analysis | Units | MB | MB Limit | Spike | MS | Sample Duplicate | Standard | Standard Limit | Rec | Rec Limit | Prec | Prec Limit |
|---|---|---|---|---|---|---|---|---|---|---|---|---|---|
| BA17565 | Sulfate | mg/L | -0.560 | 0.50 | 80.0 | 129 | 51.2 | 20.8 | 18 to 22 | 98.5 | 80 to 120 | 1.97 | 20 |
| BA17780 | Chloride | mg/L | -0.0119 | 0.50 | 10.0 | 14.0 | 3.62 | 10.6 | 9 to 11 | 106 | 80 to 120 | 4.81 | 20 |
| BA17782 | Alkalinity, Total as CaCO3 | mg/L | | | | | 340 | 53.1 | 45.0 to 55.0 | | | 0.295 | 10 |
| BA17565 | Solids, Dissolved | mg/L | -1.00 | 25 | | | 347 | 55.0 | 40 to 60 | | | 0.144 | 5 |
| BA17780 | Fluoride | mg/L | 0.0208 | 0.05 | 2.50 | 3.59 | 0.865 | 2.60 | 2.25 to 2.75 | 109 | 80 to 120 | 0.806 | 20 |

**Comments:** The client submitted filtered samples for dissolved analysis, but no MB or LCS were submitted. Therefore, dissolved data is qualified. Selenium MS & MSD recovery was outside of acceptable limits. Serial Dilution test and post digestion spike was performed. Matrix issue is suspected. LBM 10/16/20

Alabama Power
General Test Laboratory
744 County Road 87, GSC #8
Calera, AL 35040

# Certificate Of Analysis

Alabama Power

**Description:** Gorgas Ash Pond - PZ-16

**Location Code:** WMWGORAP
**Collected:** 9/17/20 11:55
**Customer ID:**
**Submittal Date:** 9/18/20 10:33

**Laboratory ID Number:** BA17562

| Name | Prepared | Analyzed | Vio Spec | DF | Results | Units | MDL | RL | Q |
|---|---|---|---|---|---|---|---|---|---|
| ***Analytical Method: EPA 200.7*** | ***Analyst: RDA*** | | | | ***Preparation Method: EPA 1638*** | | | | |
| * Boron, Total | 9/23/20 10:35 | 9/24/20 11:28 | | 1.015 | 0.0824 | mg/L | 0.03 | 0.1 | J |
| * Calcium, Total | 9/23/20 10:35 | 9/24/20 11:28 | | 1.015 | 9.69 | mg/L | 0.1 | 0.5 | |
| * Iron, Total | 9/23/20 10:35 | 9/24/20 11:28 | | 1.015 | 0.169 | mg/L | 0.02 | 0.05 | |
| * Lithium, Total | 9/23/20 10:35 | 9/24/20 11:28 | | 1.015 | 0.0730 | mg/L | 0.01 | 0.02 | |
| * Magnesium, Total | 9/23/20 10:35 | 9/24/20 11:28 | | 1.015 | 2.69 | mg/L | 0.1 | 0.5 | |
| * Sodium, Total | 9/23/20 10:35 | 9/24/20 12:02 | | 10.15 | 152 | mg/L | 1.015 | 5.075 | |
| ***Analytical Method: EPA 200.7*** | ***Analyst: RDA*** | | | | | | | | |
| * Iron, Dissolved | 9/23/20 11:20 | 9/23/20 13:29 | | 1.015 | 0.0800 | mg/L | 0.02 | 0.05 | |
| ***Analytical Method: EPA 200.8*** | ***Analyst: DLJ*** | | | | ***Preparation Method: EPA 1638*** | | | | |
| * Antimony, Total | 9/28/20 11:12 | 9/29/20 18:27 | | 1.015 | Not Detected | mg/L | 0.0008 | 0.003 | U |
| * Arsenic, Total | 9/28/20 11:12 | 9/29/20 18:27 | | 1.015 | Not Detected | mg/L | 0.001 | 0.005 | U |
| * Barium, Total | 9/28/20 11:12 | 10/1/20 13:01 | | 1.015 | 0.223 | mg/L | 0.002 | 0.01 | |
| * Beryllium, Total | 9/28/20 11:12 | 9/29/20 18:27 | | 1.015 | Not Detected | mg/L | 0.0006 | 0.003 | U |
| * Cadmium, Total | 9/28/20 11:12 | 9/29/20 18:27 | | 1.015 | Not Detected | mg/L | 0.0003 | 0.001 | U |
| * Chromium, Total | 9/28/20 11:12 | 9/29/20 18:27 | | 1.015 | Not Detected | mg/L | 0.002 | 0.01 | U |
| * Cobalt, Total | 9/28/20 11:12 | 9/29/20 18:27 | | 1.015 | Not Detected | mg/L | 0.002 | 0.005 | U |
| * Lead, Total | 9/28/20 11:12 | 9/29/20 18:27 | | 1.015 | Not Detected | mg/L | 0.001 | 0.005 | U |
| * Molybdenum, Total | 9/28/20 11:12 | 9/29/20 18:27 | | 1.015 | 0.00241 | mg/L | 0.002 | 0.01 | J |
| * Potassium, Total | 9/28/20 11:12 | 9/29/20 18:27 | | 1.015 | 2.77 | mg/L | 0.3 | 2.5 | |
| * Manganese, Total | 9/28/20 11:12 | 9/29/20 18:27 | | 1.015 | 0.00725 | mg/L | 0.001 | 0.005 | |
| * Selenium, Total | 9/28/20 11:12 | 9/29/20 18:27 | | 1.015 | Not Detected | mg/L | 0.002 | 0.01 | U |
| * Thallium, Total | 9/28/20 11:12 | 9/29/20 18:27 | | 1.015 | Not Detected | mg/L | 0.0002 | 0.001 | U |
| ***Analytical Method: EPA 200.8*** | ***Analyst: DLJ*** | | | | | | | | |
| * Manganese, Dissolved | 9/28/20 09:17 | 9/29/20 13:28 | | 1.015 | 0.00671 | mg/L | 0.001 | 0.005 | |
| ***Analytical Method: EPA 245.1*** | ***Analyst: GAS*** | | | | | | | | |
| * Mercury, Total by CVAA | 9/22/20 09:37 | 9/22/20 13:55 | | 1 | Not Detected | mg/L | 0.0003 | 0.0005 | U |
| ***Analytical Method: SM 2320 B*** | ***Analyst: JAG*** | | | | | | | | |
| Alkalinity, Total as CaCO3 | 9/29/20 10:00 | 9/29/20 11:20 | | 1 | 321 | mg/L | | 0.1 | |
| ***Analytical Method: SM 2540C*** | ***Analyst: TJW*** | | | | | | | | |
| * Solids, Dissolved | 9/21/20 13:00 | 9/23/20 08:40 | | 1 | 387 | mg/L | | 25 | |

MDL's and RL's are adjusted for sample dilution, as applicable

**Comments:** The client submitted filtered samples for dissolved analysis, but no MB or LCS were submitted. Therefore, dissolved data is qualified.
LBM 10/16/20

Reported: 11/3/2020
Version: 3.1
COA_CCR

Alabama Power
General Test Laboratory
744 County Road 87, GSC #8
Calera, AL 35040

# *Certificate Of Analysis*

Alabama Power

**Description:** Gorgas Ash Pond - PZ-16

**Location Code:** WMWGORAP
**Collected:** 9/17/20 11:55
**Customer ID:**
**Submittal Date:** 9/18/20 10:33

**Laboratory ID Number:** BA17562

| Name | Prepared | Analyzed | Vio Spec | DF | Results | Units | MDL | RL | Q |
|---|---|---|---|---|---|---|---|---|---|
| ***Analytical Method: SM 4500CO2 D*** | ***Analyst: JAG*** | | | | | | | | |
| Bicarbonate Alkalinity, (calc.) | 9/29/20 10:00 | 9/29/20 11:20 | | 1 | 303 | mg/L | | | |
| Carbonate Alkalinity, (calc.) | 9/29/20 10:00 | 9/29/20 11:20 | | 1 | 17.6 | mg/L | | | |
| ***Analytical Method: SM4500Cl E*** | ***Analyst: JCC*** | | | | | | | | |
| * Chloride | 9/25/20 13:09 | 9/25/20 13:09 | | 1 | 6.57 | mg/L | 0.50 | 1 | |
| ***Analytical Method: SM4500F G 2017*** | ***Analyst: JCC*** | | | | | | | | |
| * Fluoride | 9/28/20 12:01 | 9/28/20 12:01 | | 1 | 0.237 | mg/L | 0.06 | 0.1 | |
| ***Analytical Method: SM4500SO4 E 2011*** | ***Analyst: JCC*** | | | | | | | | |
| * Sulfate | 9/22/20 10:08 | 9/22/20 10:08 | | 1 | 15.2 | mg/L | 0.50 | 1 | |
| ***Analytical Method: Field Measurements*** | ***Analyst: DKG*** | | | | | | | | |
| Conductivity | 9/17/20 11:52 | 9/17/20 11:52 | | | 607.69 | uS/cm | | | FA |
| pH | 9/17/20 11:52 | 9/17/20 11:52 | | | 9.15 | SU | | | FA |
| Temperature | 9/17/20 11:52 | 9/17/20 11:52 | | | 21.15 | C | | | FA |
| Turbidity | 9/17/20 11:52 | 9/17/20 11:52 | | | 2.17 | NTU | | | FA |

MDL's and RL's are adjusted for sample dilution, as applicable

**Comments:** The client submitted filtered samples for dissolved analysis, but no MB or LCS were submitted. Therefore, dissolved data is qualified.
LBM 10/16/20

Reported: 11/3/2020
Version: 3.1
COA_CCR

Alabama Power
General Test Laboratory
744 County Road 87, GSC #8
Calera, AL 35040

# Batch QC Summary

Alabama Power

**Customer Account:** WMWGORAP
**Sample Date:** 9/17/20 11:55
**Customer ID:**
**Delivery Date:** 9/18/20 10:33

**Description**: Gorgas Ash Pond - PZ-16

**Laboratory ID Number:** BA17562

| Sample | Analysis | Units | MB | MB Limit | Spike | MS | MSD | Standard | Standard Limit | Rec | Rec Limit | Prec | Prec Limit |
|---|---|---|---|---|---|---|---|---|---|---|---|---|---|
| BA17781 | Chromium, Total | mg/L | -0.0000021 | 0.00044 | 0.100 | 0.108 | 0.107 | 0.104 | 0.085 to 0.115 | 108 | 70 to 130 | 0.930 | 20 |
| BA17781 | Thallium, Total | mg/L | 0.0000071 | 0.0001474 | 0.100 | 0.104 | 0.102 | 0.101 | 0.085 to 0.115 | 104 | 70 to 130 | 1.94 | 20 |
| BA17565 | Lithium, Total | mg/L | 0.000168 | 0.0154 | 0.20 | 0.247 | 0.246 | 0.196 | 0.17 to 0.23 | 106 | 70 to 130 | 0.406 | 20 |
| BA17565 | Magnesium, Total | mg/L | -0.00154 | 0.0462 | 5.00 | 5.81 | 5.74 | 5.05 | 4.25 to 5.75 | 98.3 | 70 to 130 | 1.21 | 20 |
| BA17565 | Iron, Dissolved | mg/L | 0.000233 | 0.0176 | 0.2 | 0.230 | 0.229 | 0.215 | 0.17 to 0.23 | 115 | 70 to 130 | 0.436 | 20 |
| BA17781 | Arsenic, Total | mg/L | 0.0000142 | 0.0001474 | 0.100 | 0.108 | 0.107 | 0.105 | 0.085 to 0.115 | 108 | 70 to 130 | 0.930 | 20 |
| BA17781 | Potassium, Total | mg/L | -0.0108 | 0.3674 | 10.0 | 11.2 | 11.1 | 9.84 | 8.5 to 11.5 | 102 | 70 to 130 | 0.897 | 20 |
| BA17781 | Manganese, Total | mg/L | 0.0000202 | 0.0001474 | 0.100 | 0.109 | 0.112 | 0.0986 | 0.085 to 0.115 | 99.8 | 70 to 130 | 2.71 | 20 |
| BA17565 | Mercury, Total by CVAA | mg/L | 0.0000109 | 0.0005 | 0.004 | 0.00423 | 0.00419 | 0.00436 | 0.0034 to 0.0046 | 106 | 70 to 130 | 0.950 | 20 |
| BA17781 | Beryllium, Total | mg/L | 0.0000018 | 0.00088 | 0.100 | 0.100 | 0.101 | 0.0983 | 0.085 to 0.115 | 100 | 70 to 130 | 0.995 | 20 |
| BA17565 | Iron, Total | mg/L | 0.0000713 | 0.0176 | 0.2 | 0.240 | 0.238 | 0.203 | 0.17 to 0.23 | 98.0 | 70 to 130 | 0.837 | 20 |
| BA17565 | Sodium, Total | mg/L | 0.000705 | 0.044 | 5.00 | 131 | 131 | 4.91 | 4.25 to 5.75 | 80.0 | 70 to 130 | 0.00 | 20 |
| BA17781 | Barium, Total | mg/L | 0.0000099 | 0.0002 | 0.10 | 0.190 | 0.200 | 0.0989 | 0.085 to 0.115 | 98.4 | 70 to 130 | 5.13 | 20 |
| BA17781 | Selenium, Total | mg/L | 0.0000507 | 0.001 | 0.100 | 0.0197 | 0.0200 | 0.102 | 0.085 to 0.115 | 19.7 | 70 to 130 | 1.51 | 20 |
| BA17562 | Manganese, Dissolved | mg/L | -0.0000116 | 0.0001474 | 0.10 | 0.107 | 0.113 | 0.101 | 0.085 to 0.115 | 100 | 70 to 130 | 5.45 | 20 |
| BA17565 | Calcium, Total | mg/L | -0.00348 | 0.1518 | 5.00 | 9.04 | 8.92 | 5.05 | 4.25 to 5.75 | 98.4 | 70 to 130 | 1.34 | 20 |
| BA17781 | Cadmium, Total | mg/L | 0.0000028 | 0.0001474 | 0.100 | 0.105 | 0.104 | 0.0989 | 0.085 to 0.115 | 105 | 70 to 130 | 0.957 | 20 |
| BA17781 | Molybdenum, Total | mg/L | 0.0000186 | 0.0001474 | 0.100 | 0.114 | 0.112 | 0.106 | 0.085 to 0.115 | 110 | 70 to 130 | 1.77 | 20 |
| BA17781 | Lead, Total | mg/L | 0.000002 | 0.0001474 | 0.100 | 0.108 | 0.108 | 0.106 | 0.085 to 0.115 | 108 | 70 to 130 | 0.00 | 20 |
| BA17781 | Antimony, Total | mg/L | 0.000175 | 0.001 | 0.100 | 0.102 | 0.104 | 0.101 | 0.085 to 0.115 | 102 | 70 to 130 | 1.94 | 20 |
| BA17565 | Boron, Total | mg/L | -0.000998 | 0.0650254 | 1.00 | 1.03 | 1.02 | 1.00 | 0.85 to 1.15 | 99.6 | 70 to 130 | 0.976 | 20 |
| BA17781 | Cobalt, Total | mg/L | -0.0000107 | 0.0001474 | 0.100 | 0.113 | 0.110 | 0.106 | 0.085 to 0.115 | 113 | 70 to 130 | 2.69 | 20 |

**Comments:** The client submitted filtered samples for dissolved analysis, but no MB or LCS were submitted. Therefore, dissolved data is qualified.
LBM 10/16/20

Reported: 11/3/2020
Version: 3.1
COA_CCR

Alabama Power
General Test Laboratory
744 County Road 87, GSC #8
Calera, AL 35040

Alabama Power

# Batch QC Summary

**Customer Account:** WMWGORAP
**Sample Date:** 9/17/20 11:55
**Customer ID:**
**Delivery Date:** 9/18/20 10:33

**Description:** Gorgas Ash Pond - PZ-16

**Laboratory ID Number:** BA17562

| Sample | Analysis | Units | MB | MB Limit | Spike | MS | Sample Duplicate | Standard | Standard Limit | Rec | Rec Limit | Prec | Prec Limit |
|---|---|---|---|---|---|---|---|---|---|---|---|---|---|
| BA17565 | Sulfate | mg/L | -0.560 | 0.50 | 80.0 | 129 | 51.2 | 20.8 | 18 to 22 | 98.5 | 80 to 120 | 1.97 | 20 |
| BA17780 | Chloride | mg/L | -0.0119 | 0.50 | 10.0 | 14.0 | 3.62 | 10.6 | 9 to 11 | 106 | 80 to 120 | 4.81 | 20 |
| BA17782 | Alkalinity, Total as CaCO3 | mg/L | | | | | 340 | 53.1 | 45.0 to 55.0 | | | 0.295 | 10 |
| BA17565 | Solids, Dissolved | mg/L | -1.00 | 25 | | | 347 | 55.0 | 40 to 60 | | | 0.144 | 5 |
| BA17780 | Fluoride | mg/L | 0.0208 | 0.05 | 2.50 | 3.59 | 0.865 | 2.60 | 2.25 to 2.75 | 109 | 80 to 120 | 0.806 | 20 |

**Comments:** The client submitted filtered samples for dissolved analysis, but no MB or LCS were submitted. Therefore, dissolved data is qualified.
LBM 10/16/20

Reported: 11/3/2020
Version: 3.1
COA_CCR

Alabama Power
General Test Laboratory
744 County Road 87, GSC #8
Calera, AL 35040

# Certificate Of Analysis

Alabama Power

**Description:** Gorgas Ash Pond - PZ-16 DUP

**Location Code:** WMWGORAP
**Collected:** 9/17/20 11:55
**Customer ID:**
**Submittal Date:** 9/18/20 10:33

**Laboratory ID Number:** BA17563

| Name | Prepared | Analyzed | Vio Spec | DF | Results | Units | MDL | RL | Q |
|---|---|---|---|---|---|---|---|---|---|
| ***Analytical Method: EPA 200.7*** | ***Analyst: RDA*** | | | | ***Preparation Method: EPA 1638*** | | | | |
| * Boron, Total | 9/23/20 10:35 | 9/24/20 11:31 | | 1.015 | 0.0828 | mg/L | 0.03 | 0.1 | J |
| * Calcium, Total | 9/23/20 10:35 | 9/24/20 11:31 | | 1.015 | 9.78 | mg/L | 0.1 | 0.5 | |
| * Iron, Total | 9/23/20 10:35 | 9/24/20 11:31 | | 1.015 | 0.174 | mg/L | 0.02 | 0.05 | |
| * Lithium, Total | 9/23/20 10:35 | 9/24/20 11:31 | | 1.015 | 0.0741 | mg/L | 0.01 | 0.02 | |
| * Magnesium, Total | 9/23/20 10:35 | 9/24/20 11:31 | | 1.015 | 2.68 | mg/L | 0.1 | 0.5 | |
| * Sodium, Total | 9/23/20 10:35 | 9/24/20 12:05 | | 10.15 | 151 | mg/L | 1.015 | 5.075 | |
| ***Analytical Method: EPA 200.7*** | ***Analyst: RDA*** | | | | | | | | |
| * Iron, Dissolved | 9/23/20 11:20 | 9/23/20 13:32 | | 1.015 | 0.0791 | mg/L | 0.02 | 0.05 | |
| ***Analytical Method: EPA 200.8*** | ***Analyst: DLJ*** | | | | ***Preparation Method: EPA 1638*** | | | | |
| * Antimony, Total | 9/28/20 11:12 | 9/29/20 18:29 | | 1.015 | Not Detected | mg/L | 0.0008 | 0.003 | U |
| * Arsenic, Total | 9/28/20 11:12 | 9/29/20 18:29 | | 1.015 | Not Detected | mg/L | 0.001 | 0.005 | U |
| * Barium, Total | 9/28/20 11:12 | 10/1/20 13:04 | | 1.015 | 0.228 | mg/L | 0.002 | 0.01 | |
| * Beryllium, Total | 9/28/20 11:12 | 9/29/20 18:29 | | 1.015 | Not Detected | mg/L | 0.0006 | 0.003 | U |
| * Cadmium, Total | 9/28/20 11:12 | 9/29/20 18:29 | | 1.015 | Not Detected | mg/L | 0.0003 | 0.001 | U |
| * Chromium, Total | 9/28/20 11:12 | 9/29/20 18:29 | | 1.015 | Not Detected | mg/L | 0.002 | 0.01 | U |
| * Cobalt, Total | 9/28/20 11:12 | 9/29/20 18:29 | | 1.015 | Not Detected | mg/L | 0.002 | 0.005 | U |
| * Lead, Total | 9/28/20 11:12 | 9/29/20 18:29 | | 1.015 | Not Detected | mg/L | 0.001 | 0.005 | U |
| * Molybdenum, Total | 9/28/20 11:12 | 9/29/20 18:29 | | 1.015 | 0.00251 | mg/L | 0.002 | 0.01 | J |
| * Potassium, Total | 9/28/20 11:12 | 9/29/20 18:29 | | 1.015 | 2.88 | mg/L | 0.3 | 2.5 | |
| * Manganese, Total | 9/28/20 11:12 | 9/29/20 18:29 | | 1.015 | 0.00707 | mg/L | 0.001 | 0.005 | |
| * Selenium, Total | 9/28/20 11:12 | 9/29/20 18:29 | | 1.015 | Not Detected | mg/L | 0.002 | 0.01 | U |
| * Thallium, Total | 9/28/20 11:12 | 9/29/20 18:29 | | 1.015 | Not Detected | mg/L | 0.0002 | 0.001 | U |
| ***Analytical Method: EPA 200.8*** | ***Analyst: DLJ*** | | | | | | | | |
| * Manganese, Dissolved | 9/28/20 09:17 | 9/29/20 13:43 | | 1.015 | 0.00696 | mg/L | 0.001 | 0.005 | |
| ***Analytical Method: EPA 245.1*** | ***Analyst: GAS*** | | | | | | | | |
| * Mercury, Total by CVAA | 9/22/20 09:37 | 9/22/20 13:58 | | 1 | Not Detected | mg/L | 0.0003 | 0.0005 | U |
| ***Analytical Method: SM 2320 B*** | ***Analyst: JAG*** | | | | | | | | |
| Alkalinity, Total as CaCO3 | 9/29/20 10:00 | 9/29/20 11:20 | | 1 | 333 | mg/L | | 0.1 | |
| ***Analytical Method: SM 2540C*** | ***Analyst: TJW*** | | | | | | | | |
| * Solids, Dissolved | 9/21/20 13:00 | 9/23/20 08:40 | | 1 | 384 | mg/L | | 25 | |

MDL's and RL's are adjusted for sample dilution, as applicable

**Comments:** The client submitted filtered samples for dissolved analysis, but no MB or LCS were submitted. Therefore, dissolved data is qualified.
LBM 10/16/20

Reported: 11/3/2020
Version: 3.1
COA_CCR

Alabama Power
General Test Laboratory
744 County Road 87, GSC #8
Calera, AL 35040

# Certificate Of Analysis

Alabama Power

**Description:** Gorgas Ash Pond - PZ-16 DUP

**Location Code:** WMWGORAP
**Collected:** 9/17/20 11:55
**Customer ID:**
**Submittal Date:** 9/18/20 10:33

**Laboratory ID Number:** BA17563

| Name | Prepared | Analyzed | Vio Spec | DF | Results | Units | MDL | RL | Q |
|---|---|---|---|---|---|---|---|---|---|
| ***Analytical Method: SM 4500CO2 D*** | ***Analyst: JAG*** | | | | | | | | |
| Bicarbonate Alkalinity, (calc.) | 9/29/20 10:00 | 9/29/20 11:20 | | 1 | 315 | mg/L | | | |
| Carbonate Alkalinity, (calc.) | 9/29/20 10:00 | 9/29/20 11:20 | | 1 | 17.4 | mg/L | | | |
| ***Analytical Method: SM4500Cl E*** | ***Analyst: JCC*** | | | | | | | | |
| * Chloride | 9/25/20 13:10 | 9/25/20 13:10 | | 1 | 6.54 | mg/L | 0.50 | 1 | |
| ***Analytical Method: SM4500F G 2017*** | ***Analyst: JCC*** | | | | | | | | |
| * Fluoride | 9/28/20 12:03 | 9/28/20 12:03 | | 1 | 0.227 | mg/L | 0.06 | 0.1 | |
| ***Analytical Method: SM4500SO4 E 2011*** | ***Analyst: JCC*** | | | | | | | | |
| * Sulfate | 9/22/20 10:10 | 9/22/20 10:10 | | 1 | 15.2 | mg/L | 0.50 | 1 | |
| ***Analytical Method: Field Measurements*** | ***Analyst: DKG*** | | | | | | | | |
| Conductivity | 9/17/20 11:52 | 9/17/20 11:52 | | | 607.69 | uS/cm | | | FA |
| pH | 9/17/20 11:52 | 9/17/20 11:52 | | | 9.15 | SU | | | FA |
| Temperature | 9/17/20 11:52 | 9/17/20 11:52 | | | 21.15 | C | | | FA |
| Turbidity | 9/17/20 11:52 | 9/17/20 11:52 | | | 2.17 | NTU | | | FA |

MDL's and RL's are adjusted for sample dilution, as applicable

**Comments:** The client submitted filtered samples for dissolved analysis, but no MB or LCS were submitted. Therefore, dissolved data is qualified.
LBM 10/16/20

Alabama Power
General Test Laboratory
744 County Road 87, GSC #8
Calera, AL 35040

# Batch QC Summary

Alabama Power

**Customer Account:** WMWGORAP
**Sample Date:** 9/17/20 11:55
**Customer ID:**
**Delivery Date:** 9/18/20 10:33

**Description**:Gorgas Ash Pond - PZ-16 DUP

**Laboratory ID Number:** BA17563

| Sample | Analysis | Units | MB | MB Limit | Spike | MS | MSD | Standard | Standard Limit | Rec | Rec Limit | Prec | Prec Limit |
|---|---|---|---|---|---|---|---|---|---|---|---|---|---|
| BA17781 | Chromium, Total | mg/L | -0.0000021 | 0.00044 | 0.100 | 0.108 | 0.107 | 0.104 | 0.085 to 0.115 | 108 | 70 to 130 | 0.930 | 20 |
| BA17781 | Thallium, Total | mg/L | 0.0000071 | 0.0001474 | 0.100 | 0.104 | 0.102 | 0.101 | 0.085 to 0.115 | 104 | 70 to 130 | 1.94 | 20 |
| BA17783 | Manganese, Dissolved | mg/L | -0.0000116 | 0.0001474 | 0.10 | 0.118 | 0.109 | 0.101 | 0.085 to 0.115 | 105 | 70 to 130 | 7.93 | 20 |
| BA17565 | Boron, Total | mg/L | -0.000998 | 0.0650254 | 1.00 | 1.03 | 1.02 | 1.00 | 0.85 to 1.15 | 99.6 | 70 to 130 | 0.976 | 20 |
| BA17781 | Cobalt, Total | mg/L | -0.0000107 | 0.0001474 | 0.100 | 0.113 | 0.110 | 0.106 | 0.085 to 0.115 | 113 | 70 to 130 | 2.69 | 20 |
| BA17565 | Lithium, Total | mg/L | 0.000168 | 0.0154 | 0.20 | 0.247 | 0.246 | 0.196 | 0.17 to 0.23 | 106 | 70 to 130 | 0.406 | 20 |
| BA17565 | Magnesium, Total | mg/L | -0.00154 | 0.0462 | 5.00 | 5.81 | 5.74 | 5.05 | 4.25 to 5.75 | 98.3 | 70 to 130 | 1.21 | 20 |
| BA17565 | Iron, Dissolved | mg/L | 0.000233 | 0.0176 | 0.2 | 0.230 | 0.229 | 0.215 | 0.17 to 0.23 | 115 | 70 to 130 | 0.436 | 20 |
| BA17781 | Arsenic, Total | mg/L | 0.0000142 | 0.0001474 | 0.100 | 0.108 | 0.107 | 0.105 | 0.085 to 0.115 | 108 | 70 to 130 | 0.930 | 20 |
| BA17781 | Potassium, Total | mg/L | -0.0108 | 0.3674 | 10.0 | 11.2 | 11.1 | 9.84 | 8.5 to 11.5 | 102 | 70 to 130 | 0.897 | 20 |
| BA17781 | Manganese, Total | mg/L | 0.0000202 | 0.0001474 | 0.100 | 0.109 | 0.112 | 0.0986 | 0.085 to 0.115 | 99.8 | 70 to 130 | 2.71 | 20 |
| BA17565 | Iron, Total | mg/L | 0.0000713 | 0.0176 | 0.2 | 0.240 | 0.238 | 0.203 | 0.17 to 0.23 | 98.0 | 70 to 130 | 0.837 | 20 |
| BA17565 | Sodium, Total | mg/L | 0.000705 | 0.044 | 5.00 | 131 | 131 | 4.91 | 4.25 to 5.75 | 80.0 | 70 to 130 | 0.00 | 20 |
| BA17781 | Barium, Total | mg/L | 0.0000099 | 0.0002 | 0.10 | 0.190 | 0.200 | 0.0989 | 0.085 to 0.115 | 98.4 | 70 to 130 | 5.13 | 20 |
| BA17781 | Selenium, Total | mg/L | 0.0000507 | 0.001 | 0.100 | 0.0197 | 0.0200 | 0.102 | 0.085 to 0.115 | 19.7 | 70 to 130 | 1.51 | 20 |
| BA17565 | Mercury, Total by CVAA | mg/L | 0.0000109 | 0.0005 | 0.004 | 0.00423 | 0.00419 | 0.00436 | 0.0034 to 0.0046 | 106 | 70 to 130 | 0.950 | 20 |
| BA17781 | Beryllium, Total | mg/L | 0.0000018 | 0.00088 | 0.100 | 0.100 | 0.101 | 0.0983 | 0.085 to 0.115 | 100 | 70 to 130 | 0.995 | 20 |
| BA17565 | Calcium, Total | mg/L | -0.00348 | 0.1518 | 5.00 | 9.04 | 8.92 | 5.05 | 4.25 to 5.75 | 98.4 | 70 to 130 | 1.34 | 20 |
| BA17781 | Cadmium, Total | mg/L | 0.0000028 | 0.0001474 | 0.100 | 0.105 | 0.104 | 0.0989 | 0.085 to 0.115 | 105 | 70 to 130 | 0.957 | 20 |
| BA17781 | Molybdenum, Total | mg/L | 0.0000186 | 0.0001474 | 0.100 | 0.114 | 0.112 | 0.106 | 0.085 to 0.115 | 110 | 70 to 130 | 1.77 | 20 |
| BA17781 | Lead, Total | mg/L | 0.000002 | 0.0001474 | 0.100 | 0.108 | 0.108 | 0.106 | 0.085 to 0.115 | 108 | 70 to 130 | 0.00 | 20 |
| BA17781 | Antimony, Total | mg/L | 0.000175 | 0.001 | 0.100 | 0.102 | 0.104 | 0.101 | 0.085 to 0.115 | 102 | 70 to 130 | 1.94 | 20 |

**Comments:** The client submitted filtered samples for dissolved analysis, but no MB or LCS were submitted. Therefore, dissolved data is qualified.
LBM 10/16/20

Reported: 11/3/2020
Version: 3.1
COA_CCR

Alabama Power
General Test Laboratory
744 County Road 87, GSC #8
Calera, AL 35040

Alabama Power

# Batch QC Summary

**Customer Account:** WMWGORAP
**Sample Date:** 9/17/20 11:55
**Customer ID:**
**Delivery Date:** 9/18/20 10:33

**Description:** Gorgas Ash Pond - PZ-16 DUP

**Laboratory ID Number:** BA17563

| Sample | Analysis | Units | MB | MB Limit | Spike | MS | Sample Duplicate | Standard | Standard Limit | Rec | Rec Limit | Prec | Prec Limit |
|---|---|---|---|---|---|---|---|---|---|---|---|---|---|
| BA17565 | Sulfate | mg/L | -0.560 | 0.50 | 80.0 | 129 | 51.2 | 20.8 | 18 to 22 | 98.5 | 80 to 120 | 1.97 | 20 |
| BA17780 | Chloride | mg/L | -0.0119 | 0.50 | 10.0 | 14.0 | 3.62 | 10.6 | 9 to 11 | 106 | 80 to 120 | 4.81 | 20 |
| BA17782 | Alkalinity, Total as CaCO3 | mg/L | | | | | 340 | 53.1 | 45.0 to 55.0 | | | 0.295 | 10 |
| BA17565 | Solids, Dissolved | mg/L | -1.00 | 25 | | | 347 | 55.0 | 40 to 60 | | | 0.144 | 5 |
| BA17780 | Fluoride | mg/L | 0.0208 | 0.05 | 2.50 | 3.59 | 0.865 | 2.60 | 2.25 to 2.75 | 109 | 80 to 120 | 0.806 | 20 |

**Comments:** The client submitted filtered samples for dissolved analysis, but no MB or LCS were submitted. Therefore, dissolved data is qualified.
LBM 10/16/20

Reported: 11/3/2020
Version: 3.1
COA_CCR

Alabama Power
General Test Laboratory
744 County Road 87, GSC #8
Calera, AL 35040

# Certificate Of Analysis

Alabama Power

**Description:** Gorgas Ash Pond - PZ-22

**Location Code:** WMWGORAP
**Collected:** 9/17/20 13:07
**Customer ID:**
**Submittal Date:** 9/18/20 10:33

**Laboratory ID Number:** BA17564

| Name | Prepared | Analyzed | Vio Spec | DF | Results | Units | MDL | RL | Q |
|---|---|---|---|---|---|---|---|---|---|
| ***Analytical Method: EPA 200.7*** | ***Analyst: RDA*** | | | | ***Preparation Method: EPA 1638*** | | | | |
| * Boron, Total | 9/23/20 10:35 | 9/24/20 11:34 | | 1.015 | 0.0454 | mg/L | 0.03 | 0.1 | J |
| * Calcium, Total | 9/23/20 10:35 | 9/24/20 11:34 | | 1.015 | 12.6 | mg/L | 0.1 | 0.5 | |
| * Iron, Total | 9/23/20 10:35 | 9/24/20 11:34 | | 1.015 | 2.05 | mg/L | 0.02 | 0.05 | |
| * Lithium, Total | 9/23/20 10:35 | 9/24/20 11:34 | | 1.015 | 0.0862 | mg/L | 0.01 | 0.02 | |
| * Magnesium, Total | 9/23/20 10:35 | 9/24/20 11:34 | | 1.015 | 7.56 | mg/L | 0.1 | 0.5 | |
| * Sodium, Total | 9/23/20 10:35 | 9/24/20 12:20 | | 10.15 | 158 | mg/L | 1.015 | 5.075 | |
| ***Analytical Method: EPA 200.7*** | ***Analyst: RDA*** | | | | | | | | |
| * Iron, Dissolved | 9/23/20 11:20 | 9/23/20 13:35 | | 1.015 | 2.63 | mg/L | 0.02 | 0.05 | |
| ***Analytical Method: EPA 200.8*** | ***Analyst: DLJ*** | | | | ***Preparation Method: EPA 1638*** | | | | |
| * Antimony, Total | 9/28/20 11:12 | 9/29/20 18:32 | | 1.015 | Not Detected | mg/L | 0.0008 | 0.003 | U |
| * Arsenic, Total | 9/28/20 11:12 | 9/29/20 18:32 | | 1.015 | 0.00387 | mg/L | 0.001 | 0.005 | J |
| * Barium, Total | 9/28/20 11:12 | 10/1/20 13:07 | | 1.015 | 0.109 | mg/L | 0.002 | 0.01 | |
| * Beryllium, Total | 9/28/20 11:12 | 9/29/20 18:32 | | 1.015 | Not Detected | mg/L | 0.0006 | 0.003 | U |
| * Cadmium, Total | 9/28/20 11:12 | 9/29/20 18:32 | | 1.015 | Not Detected | mg/L | 0.0003 | 0.001 | U |
| * Chromium, Total | 9/28/20 11:12 | 9/29/20 18:32 | | 1.015 | Not Detected | mg/L | 0.002 | 0.01 | U |
| * Cobalt, Total | 9/28/20 11:12 | 9/29/20 18:32 | | 1.015 | Not Detected | mg/L | 0.002 | 0.005 | U |
| * Lead, Total | 9/28/20 11:12 | 9/29/20 18:32 | | 1.015 | Not Detected | mg/L | 0.001 | 0.005 | U |
| * Molybdenum, Total | 9/28/20 11:12 | 9/29/20 18:32 | | 1.015 | 0.00357 | mg/L | 0.002 | 0.01 | J |
| * Potassium, Total | 9/28/20 11:12 | 9/29/20 18:32 | | 1.015 | 6.10 | mg/L | 0.3 | 2.5 | |
| * Manganese, Total | 9/28/20 11:12 | 9/29/20 18:32 | | 1.015 | 0.0459 | mg/L | 0.001 | 0.005 | |
| * Selenium, Total | 9/28/20 11:12 | 9/29/20 18:32 | | 1.015 | Not Detected | mg/L | 0.002 | 0.01 | U |
| * Thallium, Total | 9/28/20 11:12 | 9/29/20 18:32 | | 1.015 | Not Detected | mg/L | 0.0002 | 0.001 | U |
| ***Analytical Method: EPA 200.8*** | ***Analyst: DLJ*** | | | | | | | | |
| * Manganese, Dissolved | 9/28/20 09:17 | 9/29/20 13:46 | | 1.015 | 0.0571 | mg/L | 0.001 | 0.005 | |
| ***Analytical Method: EPA 245.1*** | ***Analyst: GAS*** | | | | | | | | |
| * Mercury, Total by CVAA | 9/22/20 09:37 | 9/22/20 14:00 | | 1 | Not Detected | mg/L | 0.0003 | 0.0005 | U |
| ***Analytical Method: SM 2320 B*** | ***Analyst: JAG*** | | | | | | | | |
| Alkalinity, Total as CaCO3 | 9/29/20 10:00 | 9/29/20 11:20 | | 1 | 328 | mg/L | | 0.1 | |
| ***Analytical Method: SM 2540C*** | ***Analyst: TJW*** | | | | | | | | |
| * Solids, Dissolved | 9/21/20 13:00 | 9/23/20 08:40 | | 1 | 438 | mg/L | | 25 | |

MDL's and RL's are adjusted for sample dilution, as applicable

**Comments:** The client submitted filtered samples for dissolved analysis, but no MB or LCS were submitted. Therefore, dissolved data is qualified.
LBM 10/16/20

Alabama Power
General Test Laboratory
744 County Road 87, GSC #8
Calera, AL 35040

# *Certificate Of Analysis*

Alabama Power

**Description:** Gorgas Ash Pond - PZ-22

**Location Code:** WMWGORAP
**Collected:** 9/17/20 13:07
**Customer ID:**
**Submittal Date:** 9/18/20 10:33

**Laboratory ID Number:** BA17564

| Name | Prepared | Analyzed | Vio Spec | DF | Results | Units | MDL | RL | Q |
|---|---|---|---|---|---|---|---|---|---|
| ***Analytical Method: SM 4500CO2 D*** | ***Analyst: JAG*** | | | | | | | | |
| Bicarbonate Alkalinity, (calc.) | 9/29/20 10:00 | 9/29/20 11:20 | | 1 | 324 | mg/L | | | |
| Carbonate Alkalinity, (calc.) | 9/29/20 10:00 | 9/29/20 11:20 | | 1 | 3.92 | mg/L | | | |
| ***Analytical Method: SM4500Cl E*** | ***Analyst: JCC*** | | | | | | | | |
| * Chloride | 9/25/20 13:11 | 9/25/20 13:11 | | 1 | 2.46 | mg/L | 0.50 | 1 | |
| ***Analytical Method: SM4500F G 2017*** | ***Analyst: JCC*** | | | | | | | | |
| * Fluoride | 9/28/20 12:04 | 9/28/20 12:04 | | 1 | 0.402 | mg/L | 0.06 | 0.1 | |
| ***Analytical Method: SM4500SO4 E 2011*** | ***Analyst: JCC*** | | | | | | | | |
| * Sulfate | 9/22/20 10:11 | 9/22/20 10:11 | | 4 | 79.9 | mg/L | 2.00 | 4 | |
| ***Analytical Method: Field Measurements*** | ***Analyst: DKG*** | | | | | | | | |
| Conductivity | 9/17/20 13:04 | 9/17/20 13:04 | | | 646.98 | uS/cm | | | FA |
| pH | 9/17/20 13:04 | 9/17/20 13:04 | | | 8.81 | SU | | | FA |
| Temperature | 9/17/20 13:04 | 9/17/20 13:04 | | | 20.48 | C | | | FA |
| Turbidity | 9/17/20 13:04 | 9/17/20 13:04 | | | 2.3 | NTU | | | FA |

MDL's and RL's are adjusted for sample dilution, as applicable

**Comments:** The client submitted filtered samples for dissolved analysis, but no MB or LCS were submitted. Therefore, dissolved data is qualified.
LBM 10/16/20

Reported: 11/3/2020
Version: 3.1
COA_CCR

Alabama Power
General Test Laboratory
744 County Road 87, GSC #8
Calera, AL 35040

# Batch QC Summary

Alabama Power

**Customer Account:** WMWGORAP
**Sample Date:** 9/17/20 13:07
**Customer ID:**
**Delivery Date:** 9/18/20 10:33

**Description**: Gorgas Ash Pond - PZ-22

**Laboratory ID Number:** BA17564

| Sample | Analysis | Units | MB | MB Limit | Spike | MS | MSD | Standard | Standard Limit | Rec | Rec Limit | Prec | Prec Limit |
|---|---|---|---|---|---|---|---|---|---|---|---|---|---|
| BA17781 | Chromium, Total | mg/L | -0.0000021 | 0.00044 | 0.100 | 0.108 | 0.107 | 0.104 | 0.085 to 0.115 | 108 | 70 to 130 | 0.930 | 20 |
| BA17781 | Thallium, Total | mg/L | 0.0000071 | 0.0001474 | 0.100 | 0.104 | 0.102 | 0.101 | 0.085 to 0.115 | 104 | 70 to 130 | 1.94 | 20 |
| BA17783 | Manganese, Dissolved | mg/L | -0.0000116 | 0.0001474 | 0.10 | 0.118 | 0.109 | 0.101 | 0.085 to 0.115 | 105 | 70 to 130 | 7.93 | 20 |
| BA17565 | Mercury, Total by CVAA | mg/L | 0.0000109 | 0.0005 | 0.004 | 0.00423 | 0.00419 | 0.00436 | 0.0034 to 0.0046 | 106 | 70 to 130 | 0.950 | 20 |
| BA17781 | Beryllium, Total | mg/L | 0.0000018 | 0.00088 | 0.100 | 0.100 | 0.101 | 0.0983 | 0.085 to 0.115 | 100 | 70 to 130 | 0.995 | 20 |
| BA17565 | Lithium, Total | mg/L | 0.000168 | 0.0154 | 0.20 | 0.247 | 0.246 | 0.196 | 0.17 to 0.23 | 106 | 70 to 130 | 0.406 | 20 |
| BA17565 | Magnesium, Total | mg/L | -0.00154 | 0.0462 | 5.00 | 5.81 | 5.74 | 5.05 | 4.25 to 5.75 | 98.3 | 70 to 130 | 1.21 | 20 |
| BA17565 | Calcium, Total | mg/L | -0.00348 | 0.1518 | 5.00 | 9.04 | 8.92 | 5.05 | 4.25 to 5.75 | 98.4 | 70 to 130 | 1.34 | 20 |
| BA17781 | Cadmium, Total | mg/L | 0.0000028 | 0.0001474 | 0.100 | 0.105 | 0.104 | 0.0989 | 0.085 to 0.115 | 105 | 70 to 130 | 0.957 | 20 |
| BA17781 | Molybdenum, Total | mg/L | 0.0000186 | 0.0001474 | 0.100 | 0.114 | 0.112 | 0.106 | 0.085 to 0.115 | 110 | 70 to 130 | 1.77 | 20 |
| BA17781 | Lead, Total | mg/L | 0.000002 | 0.0001474 | 0.100 | 0.108 | 0.108 | 0.106 | 0.085 to 0.115 | 108 | 70 to 130 | 0.00 | 20 |
| BA17781 | Antimony, Total | mg/L | 0.000175 | 0.001 | 0.100 | 0.102 | 0.104 | 0.101 | 0.085 to 0.115 | 102 | 70 to 130 | 1.94 | 20 |
| BA17565 | Iron, Dissolved | mg/L | 0.000233 | 0.0176 | 0.2 | 0.230 | 0.229 | 0.215 | 0.17 to 0.23 | 115 | 70 to 130 | 0.436 | 20 |
| BA17781 | Arsenic, Total | mg/L | 0.0000142 | 0.0001474 | 0.100 | 0.108 | 0.107 | 0.105 | 0.085 to 0.115 | 108 | 70 to 130 | 0.930 | 20 |
| BA17781 | Potassium, Total | mg/L | -0.0108 | 0.3674 | 10.0 | 11.2 | 11.1 | 9.84 | 8.5 to 11.5 | 102 | 70 to 130 | 0.897 | 20 |
| BA17781 | Manganese, Total | mg/L | 0.0000202 | 0.0001474 | 0.100 | 0.109 | 0.112 | 0.0986 | 0.085 to 0.115 | 99.8 | 70 to 130 | 2.71 | 20 |
| BA17565 | Iron, Total | mg/L | 0.0000713 | 0.0176 | 0.2 | 0.240 | 0.238 | 0.203 | 0.17 to 0.23 | 98.0 | 70 to 130 | 0.837 | 20 |
| BA17565 | Sodium, Total | mg/L | 0.000705 | 0.044 | 5.00 | 131 | 131 | 4.91 | 4.25 to 5.75 | 80.0 | 70 to 130 | 0.00 | 20 |
| BA17781 | Barium, Total | mg/L | 0.0000099 | 0.0002 | 0.10 | 0.190 | 0.200 | 0.0989 | 0.085 to 0.115 | 98.4 | 70 to 130 | 5.13 | 20 |
| BA17781 | Selenium, Total | mg/L | 0.0000507 | 0.001 | 0.100 | 0.0197 | 0.0200 | 0.102 | 0.085 to 0.115 | 19.7 | 70 to 130 | 1.51 | 20 |
| BA17565 | Boron, Total | mg/L | -0.000998 | 0.0650254 | 1.00 | 1.03 | 1.02 | 1.00 | 0.85 to 1.15 | 99.6 | 70 to 130 | 0.976 | 20 |
| BA17781 | Cobalt, Total | mg/L | -0.0000107 | 0.0001474 | 0.100 | 0.113 | 0.110 | 0.106 | 0.085 to 0.115 | 113 | 70 to 130 | 2.69 | 20 |

**Comments:** The client submitted filtered samples for dissolved analysis, but no MB or LCS were submitted. Therefore, dissolved data is qualified.
LBM 10/16/20

Reported: 11/3/2020
Version: 3.1
COA_CCR

Alabama Power
General Test Laboratory
744 County Road 87, GSC #8
Calera, AL 35040

Alabama Power

# Batch QC Summary

**Customer Account:** WMWGORAP
**Sample Date:** 9/17/20 13:07
**Customer ID:**
**Delivery Date:** 9/18/20 10:33

**Description:** Gorgas Ash Pond - PZ-22

**Laboratory ID Number:** BA17564

| Sample | Analysis | Units | MB | MB Limit | Spike | MS | Sample Duplicate | Standard | Standard Limit | Rec | Rec Limit | Prec | Prec Limit |
|---|---|---|---|---|---|---|---|---|---|---|---|---|---|
| BA17565 | Sulfate | mg/L | -0.560 | 0.50 | 80.0 | 129 | 51.2 | 20.8 | 18 to 22 | 98.5 | 80 to 120 | 1.97 | 20 |
| BA17780 | Chloride | mg/L | -0.0119 | 0.50 | 10.0 | 14.0 | 3.62 | 10.6 | 9 to 11 | 106 | 80 to 120 | 4.81 | 20 |
| BA17782 | Alkalinity, Total as CaCO3 | mg/L | | | | | 340 | 53.1 | 45.0 to 55.0 | | | 0.295 | 10 |
| BA17565 | Solids, Dissolved | mg/L | -1.00 | 25 | | | 347 | 55.0 | 40 to 60 | | | 0.144 | 5 |
| BA17780 | Fluoride | mg/L | 0.0208 | 0.05 | 2.50 | 3.59 | 0.865 | 2.60 | 2.25 to 2.75 | 109 | 80 to 120 | 0.806 | 20 |

**Comments:** The client submitted filtered samples for dissolved analysis, but no MB or LCS were submitted. Therefore, dissolved data is qualified.
LBM 10/16/20

Reported: 11/3/2020
Version: 3.1
COA_CCR

Alabama Power
General Test Laboratory
744 County Road 87, GSC #8
Calera, AL 35040

# Certificate Of Analysis

Alabama Power

**Description:** Gorgas Ash Pond - MW-36H

**Location Code:** WMWGORAP
**Collected:** 9/17/20 15:01
**Customer ID:**
**Submittal Date:** 9/18/20 10:33

**Laboratory ID Number:** BA17565

| Name | Prepared | Analyzed | Vio Spec | DF | Results | Units | MDL | RL | Q |
|---|---|---|---|---|---|---|---|---|---|
| ***Analytical Method: EPA 200.7*** | ***Analyst: RDA*** | | | | ***Preparation Method: EPA 1638*** | | | | |
| * Boron, Total | 9/23/20 10:35 | 9/24/20 11:37 | | 1.015 | 0.0345 | mg/L | 0.03 | 0.1 | J |
| * Calcium, Total | 9/23/20 10:35 | 9/24/20 11:37 | | 1.015 | 4.12 | mg/L | 0.1 | 0.5 | |
| * Iron, Total | 9/23/20 10:35 | 9/24/20 11:37 | | 1.015 | 0.0440 | mg/L | 0.02 | 0.05 | J |
| * Lithium, Total | 9/23/20 10:35 | 9/24/20 11:37 | | 1.015 | 0.0350 | mg/L | 0.01 | 0.02 | |
| * Magnesium, Total | 9/23/20 10:35 | 9/24/20 11:37 | | 1.015 | 0.896 | mg/L | 0.1 | 0.5 | |
| * Sodium, Total | 9/23/20 10:35 | 9/24/20 12:23 | | 10.15 | 127 | mg/L | 1.015 | 5.075 | |
| ***Analytical Method: EPA 200.7*** | ***Analyst: RDA*** | | | | | | | | |
| * Iron, Dissolved | 9/23/20 11:20 | 9/23/20 13:38 | | 1.015 | Not Detected | mg/L | 0.02 | 0.05 | U |
| ***Analytical Method: EPA 200.8*** | ***Analyst: DLJ*** | | | | ***Preparation Method: EPA 1638*** | | | | |
| * Antimony, Total | 9/28/20 11:12 | 9/29/20 18:35 | | 1.015 | Not Detected | mg/L | 0.0008 | 0.003 | U |
| * Arsenic, Total | 9/28/20 11:12 | 9/29/20 18:35 | | 1.015 | 0.00130 | mg/L | 0.001 | 0.005 | J |
| * Barium, Total | 9/28/20 11:12 | 10/1/20 13:09 | | 1.015 | 0.0378 | mg/L | 0.002 | 0.01 | |
| * Beryllium, Total | 9/28/20 11:12 | 9/29/20 18:35 | | 1.015 | Not Detected | mg/L | 0.0006 | 0.003 | U |
| * Cadmium, Total | 9/28/20 11:12 | 9/29/20 18:35 | | 1.015 | Not Detected | mg/L | 0.0003 | 0.001 | U |
| * Chromium, Total | 9/28/20 11:12 | 9/29/20 18:35 | | 1.015 | Not Detected | mg/L | 0.002 | 0.01 | U |
| * Cobalt, Total | 9/28/20 11:12 | 9/29/20 18:35 | | 1.015 | Not Detected | mg/L | 0.002 | 0.005 | U |
| * Lead, Total | 9/28/20 11:12 | 9/29/20 18:35 | | 1.015 | Not Detected | mg/L | 0.001 | 0.005 | U |
| * Molybdenum, Total | 9/28/20 11:12 | 9/29/20 18:35 | | 1.015 | 0.0105 | mg/L | 0.002 | 0.01 | |
| * Potassium, Total | 9/28/20 11:12 | 9/29/20 18:35 | | 1.015 | 7.43 | mg/L | 0.3 | 2.5 | |
| * Manganese, Total | 9/28/20 11:12 | 9/29/20 18:35 | | 1.015 | 0.00735 | mg/L | 0.001 | 0.005 | |
| * Selenium, Total | 9/28/20 11:12 | 9/29/20 18:35 | | 1.015 | Not Detected | mg/L | 0.002 | 0.01 | U |
| * Thallium, Total | 9/28/20 11:12 | 9/29/20 18:35 | | 1.015 | Not Detected | mg/L | 0.0002 | 0.001 | U |
| ***Analytical Method: EPA 200.8*** | ***Analyst: DLJ*** | | | | | | | | |
| * Manganese, Dissolved | 9/28/20 09:17 | 9/29/20 13:49 | | 1.015 | 0.00735 | mg/L | 0.001 | 0.005 | |
| ***Analytical Method: EPA 245.1*** | ***Analyst: GAS*** | | | | | | | | |
| * Mercury, Total by CVAA | 9/22/20 09:37 | 9/22/20 14:03 | | 1 | Not Detected | mg/L | 0.0003 | 0.0005 | U |
| ***Analytical Method: SM 2320 B*** | ***Analyst: JAG*** | | | | | | | | |
| Alkalinity, Total as CaCO3 | 9/29/20 10:00 | 9/29/20 11:20 | | 1 | 202 | mg/L | | 0.1 | |
| ***Analytical Method: SM 2540C*** | ***Analyst: TJW*** | | | | | | | | |
| * Solids, Dissolved | 9/21/20 13:00 | 9/23/20 08:40 | | 1 | 348 | mg/L | | 25 | |

MDL's and RL's are adjusted for sample dilution, as applicable

**Comments:** The client submitted filtered samples for dissolved analysis, but no MB or LCS were submitted. Therefore, dissolved data is qualified.
LBM 10/16/20

Reported: 11/3/2020
Version: 3.1
COA_CCR

Alabama Power
General Test Laboratory
744 County Road 87, GSC #8
Calera, AL 35040

# *Certificate Of Analysis*

Alabama Power

**Description:** Gorgas Ash Pond - MW-36H

**Location Code:** WMWGORAP
**Collected:** 9/17/20 15:01
**Customer ID:**
**Submittal Date:** 9/18/20 10:33

**Laboratory ID Number:** BA17565

| Name | Prepared | Analyzed | Vio Spec | DF | Results | Units | MDL | RL | Q |
|---|---|---|---|---|---|---|---|---|---|
| ***Analytical Method: SM 4500CO2 D*** | ***Analyst: JAG*** | | | | | | | | |
| Bicarbonate Alkalinity, (calc.) | 9/29/20 10:00 | 9/29/20 11:20 | | 1 | 197 | mg/L | | | |
| Carbonate Alkalinity, (calc.) | 9/29/20 10:00 | 9/29/20 11:20 | | 1 | 4.76 | mg/L | | | |
| ***Analytical Method: SM4500Cl E*** | ***Analyst: JCC*** | | | | | | | | |
| * Chloride | 9/25/20 13:21 | 9/25/20 13:21 | | 3 | 38.5 | mg/L | 1.50 | 3 | |
| ***Analytical Method: SM4500F G 2017*** | ***Analyst: JCC*** | | | | | | | | |
| * Fluoride | 9/28/20 12:05 | 9/28/20 12:05 | | 1 | 0.209 | mg/L | 0.06 | 0.1 | |
| ***Analytical Method: SM4500SO4 E 2011*** | ***Analyst: JCC*** | | | | | | | | |
| * Sulfate | 9/22/20 10:12 | 9/22/20 10:12 | | 4 | 50.2 | mg/L | 2.00 | 4 | |
| ***Analytical Method: Field Measurements*** | ***Analyst: DKG*** | | | | | | | | |
| Conductivity | 9/17/20 14:58 | 9/17/20 14:58 | | | 561.02 | uS/cm | | | FA |
| pH | 9/17/20 14:58 | 9/17/20 14:58 | | | 8.18 | SU | | | FA |
| Temperature | 9/17/20 14:58 | 9/17/20 14:58 | | | 22.22 | C | | | FA |
| Turbidity | 9/17/20 14:58 | 9/17/20 14:58 | | | 0.93 | NTU | | | FA |

MDL's and RL's are adjusted for sample dilution, as applicable

**Comments:** The client submitted filtered samples for dissolved analysis, but no MB or LCS were submitted. Therefore, dissolved data is qualified.
LBM 10/16/20

Reported: 11/3/2020
Version: 3.1
COA_CCR

Alabama Power
General Test Laboratory
744 County Road 87, GSC #8
Calera, AL 35040

# Batch QC Summary

Alabama Power

**Customer Account:** WMWGORAP
**Sample Date:** 9/17/20 15:01
**Customer ID:**
**Delivery Date:** 9/18/20 10:33

**Description**: Gorgas Ash Pond - MW-36H

**Laboratory ID Number:** BA17565

| Sample | Analysis | Units | MB | MB Limit | Spike | MS | MSD | Standard | Standard Limit | Rec | Rec Limit | Prec | Prec Limit |
|---|---|---|---|---|---|---|---|---|---|---|---|---|---|
| BA17781 | Chromium, Total | mg/L | -0.0000021 | 0.00044 | 0.100 | 0.108 | 0.107 | 0.104 | 0.085 to 0.115 | 108 | 70 to 130 | 0.930 | 20 |
| BA17565 | Boron, Total | mg/L | -0.000998 | 0.0650254 | 1.00 | 1.03 | 1.02 | 1.00 | 0.85 to 1.15 | 99.6 | 70 to 130 | 0.976 | 20 |
| BA17781 | Cobalt, Total | mg/L | -0.0000107 | 0.0001474 | 0.100 | 0.113 | 0.110 | 0.106 | 0.085 to 0.115 | 113 | 70 to 130 | 2.69 | 20 |
| BA17565 | Lithium, Total | mg/L | 0.000168 | 0.0154 | 0.20 | 0.247 | 0.246 | 0.196 | 0.17 to 0.23 | 106 | 70 to 130 | 0.406 | 20 |
| BA17565 | Magnesium, Total | mg/L | -0.00154 | 0.0462 | 5.00 | 5.81 | 5.74 | 5.05 | 4.25 to 5.75 | 98.3 | 70 to 130 | 1.21 | 20 |
| BA17565 | Iron, Dissolved | mg/L | 0.000233 | 0.0176 | 0.2 | 0.230 | 0.229 | 0.215 | 0.17 to 0.23 | 115 | 70 to 130 | 0.436 | 20 |
| BA17781 | Arsenic, Total | mg/L | 0.0000142 | 0.0001474 | 0.100 | 0.108 | 0.107 | 0.105 | 0.085 to 0.115 | 108 | 70 to 130 | 0.930 | 20 |
| BA17781 | Potassium, Total | mg/L | -0.0108 | 0.3674 | 10.0 | 11.2 | 11.1 | 9.84 | 8.5 to 11.5 | 102 | 70 to 130 | 0.897 | 20 |
| BA17781 | Manganese, Total | mg/L | 0.0000202 | 0.0001474 | 0.100 | 0.109 | 0.112 | 0.0986 | 0.085 to 0.115 | 99.8 | 70 to 130 | 2.71 | 20 |
| BA17565 | Iron, Total | mg/L | 0.0000713 | 0.0176 | 0.2 | 0.240 | 0.238 | 0.203 | 0.17 to 0.23 | 98.0 | 70 to 130 | 0.837 | 20 |
| BA17565 | Sodium, Total | mg/L | 0.000705 | 0.044 | 5.00 | 131 | 131 | 4.91 | 4.25 to 5.75 | 80.0 | 70 to 130 | 0.00 | 20 |
| BA17781 | Barium, Total | mg/L | 0.0000099 | 0.0002 | 0.10 | 0.190 | 0.200 | 0.0989 | 0.085 to 0.115 | 98.4 | 70 to 130 | 5.13 | 20 |
| BA17781 | Selenium, Total | mg/L | 0.0000507 | 0.001 | 0.100 | 0.0197 | 0.0200 | 0.102 | 0.085 to 0.115 | 19.7 | 70 to 130 | 1.51 | 20 |
| BA17781 | Thallium, Total | mg/L | 0.0000071 | 0.0001474 | 0.100 | 0.104 | 0.102 | 0.101 | 0.085 to 0.115 | 104 | 70 to 130 | 1.94 | 20 |
| BA17783 | Manganese, Dissolved | mg/L | -0.0000116 | 0.0001474 | 0.10 | 0.118 | 0.109 | 0.101 | 0.085 to 0.115 | 105 | 70 to 130 | 7.93 | 20 |
| BA17565 | Mercury, Total by CVAA | mg/L | 0.0000109 | 0.0005 | 0.004 | 0.00423 | 0.00419 | 0.00436 | 0.0034 to 0.0046 | 106 | 70 to 130 | 0.950 | 20 |
| BA17781 | Beryllium, Total | mg/L | 0.0000018 | 0.00088 | 0.100 | 0.100 | 0.101 | 0.0983 | 0.085 to 0.115 | 100 | 70 to 130 | 0.995 | 20 |
| BA17565 | Calcium, Total | mg/L | -0.00348 | 0.1518 | 5.00 | 9.04 | 8.92 | 5.05 | 4.25 to 5.75 | 98.4 | 70 to 130 | 1.34 | 20 |
| BA17781 | Cadmium, Total | mg/L | 0.0000028 | 0.0001474 | 0.100 | 0.105 | 0.104 | 0.0989 | 0.085 to 0.115 | 105 | 70 to 130 | 0.957 | 20 |
| BA17781 | Molybdenum, Total | mg/L | 0.0000186 | 0.0001474 | 0.100 | 0.114 | 0.112 | 0.106 | 0.085 to 0.115 | 110 | 70 to 130 | 1.77 | 20 |
| BA17781 | Lead, Total | mg/L | 0.000002 | 0.0001474 | 0.100 | 0.108 | 0.108 | 0.106 | 0.085 to 0.115 | 108 | 70 to 130 | 0.00 | 20 |
| BA17781 | Antimony, Total | mg/L | 0.000175 | 0.001 | 0.100 | 0.102 | 0.104 | 0.101 | 0.085 to 0.115 | 102 | 70 to 130 | 1.94 | 20 |

**Comments:** The client submitted filtered samples for dissolved analysis, but no MB or LCS were submitted. Therefore, dissolved data is qualified.
LBM 10/16/20

Reported: 11/3/2020
Version: 3.1
COA_CCR

Alabama Power
General Test Laboratory
744 County Road 87, GSC #8
Calera, AL 35040

Alabama Power

# Batch QC Summary

**Customer Account:** WMWGORAP
**Sample Date:** 9/17/20 15:01
**Customer ID:**
**Delivery Date:** 9/18/20 10:33

**Description:** Gorgas Ash Pond - MW-36H

**Laboratory ID Number:** BA17565

| Sample | Analysis | Units | MB | MB Limit | Spike | MS | Sample Duplicate | Standard | Standard Limit | Rec | Rec Limit | Prec | Prec Limit |
|---|---|---|---|---|---|---|---|---|---|---|---|---|---|
| BA17565 | Sulfate | mg/L | -0.560 | 0.50 | 80.0 | 129 | 51.2 | 20.8 | 18 to 22 | 98.5 | 80 to 120 | 1.97 | 20 |
| BA17780 | Chloride | mg/L | -0.0119 | 0.50 | 10.0 | 14.0 | 3.62 | 10.6 | 9 to 11 | 106 | 80 to 120 | 4.81 | 20 |
| BA17782 | Alkalinity, Total as CaCO3 | mg/L | | | | | 340 | 53.1 | 45.0 to 55.0 | | | 0.295 | 10 |
| BA17565 | Solids, Dissolved | mg/L | -1.00 | 25 | | | 347 | 55.0 | 40 to 60 | | | 0.144 | 5 |
| BA17780 | Fluoride | mg/L | 0.0208 | 0.05 | 2.50 | 3.59 | 0.865 | 2.60 | 2.25 to 2.75 | 109 | 80 to 120 | 0.806 | 20 |

**Comments:** The client submitted filtered samples for dissolved analysis, but no MB or LCS were submitted. Therefore, dissolved data is qualified.
LBM 10/16/20

Reported: 11/3/2020
Version: 3.1
COA_CCR

Alabama Power
General Test Laboratory
744 County Road 87, GSC #8
Calera, AL 35040

# Certificate Of Analysis

Alabama Power

**Description:** Gorgas Ash Pond - MW-15V

**Location Code:** WMWGORAP
**Collected:** 9/21/20 11:18
**Customer ID:**
**Submittal Date:** 9/23/20 09:35

**Laboratory ID Number:** BA17776

| Name | Prepared | Analyzed | Vio Spec | DF | Results | Units | MDL | RL | Q |
|---|---|---|---|---|---|---|---|---|---|
| ***Analytical Method: EPA 200.7*** | ***Analyst: RDA*** | | | | ***Preparation Method: EPA 1638*** | | | | |
| * Boron, Total | 10/5/20 10:25 | 10/7/20 11:33 | | 1.015 | 0.0712 | mg/L | 0.03 | 0.1 | J |
| * Calcium, Total | 10/5/20 10:25 | 10/7/20 11:33 | | 1.015 | 8.20 | mg/L | 0.1 | 0.5 | |
| * Iron, Total | 10/5/20 10:25 | 10/7/20 11:33 | | 1.015 | 0.104 | mg/L | 0.02 | 0.05 | |
| * Lithium, Total | 10/5/20 10:25 | 10/7/20 11:33 | | 1.015 | 0.116 | mg/L | 0.01 | 0.02 | |
| * Magnesium, Total | 10/5/20 10:25 | 10/7/20 11:33 | | 1.015 | 3.43 | mg/L | 0.1 | 0.5 | |
| * Sodium, Total | 10/5/20 10:25 | 10/7/20 12:11 | | 10.15 | 343 | mg/L | 1.015 | 5.075 | |
| ***Analytical Method: EPA 200.7*** | ***Analyst: RDA*** | | | | | | | | |
| * Iron, Dissolved | 10/5/20 11:33 | 10/6/20 09:58 | | 1.015 | Not Detected | mg/L | 0.02 | 0.05 | U |
| ***Analytical Method: EPA 200.8*** | ***Analyst: DLJ*** | | | | ***Preparation Method: EPA 1638*** | | | | |
| * Antimony, Total | 9/28/20 11:12 | 9/29/20 18:37 | | 1.015 | 0.00280 | mg/L | 0.0008 | 0.003 | J |
| * Arsenic, Total | 9/28/20 11:12 | 9/29/20 18:37 | | 1.015 | 0.0167 | mg/L | 0.001 | 0.005 | |
| * Barium, Total | 9/28/20 11:12 | 10/1/20 13:12 | | 1.015 | 0.180 | mg/L | 0.002 | 0.01 | |
| * Beryllium, Total | 9/28/20 11:12 | 9/29/20 18:37 | | 1.015 | Not Detected | mg/L | 0.0006 | 0.003 | U |
| * Cadmium, Total | 9/28/20 11:12 | 9/29/20 18:37 | | 1.015 | Not Detected | mg/L | 0.0003 | 0.001 | U |
| * Chromium, Total | 9/28/20 11:12 | 9/29/20 18:37 | | 1.015 | 0.00239 | mg/L | 0.002 | 0.01 | J |
| * Cobalt, Total | 9/28/20 11:12 | 9/29/20 18:37 | | 1.015 | Not Detected | mg/L | 0.002 | 0.005 | U |
| * Lead, Total | 9/28/20 11:12 | 9/29/20 18:37 | | 1.015 | Not Detected | mg/L | 0.001 | 0.005 | U |
| * Molybdenum, Total | 9/28/20 11:12 | 9/29/20 18:37 | | 1.015 | 0.0538 | mg/L | 0.002 | 0.01 | |
| * Potassium, Total | 9/28/20 11:12 | 9/29/20 18:37 | | 1.015 | 25.2 | mg/L | 0.3 | 2.5 | |
| * Manganese, Total | 9/28/20 11:12 | 9/29/20 18:37 | | 1.015 | 0.00280 | mg/L | 0.001 | 0.005 | J |
| * Selenium, Total | 9/28/20 11:12 | 9/29/20 18:37 | | 1.015 | Not Detected | mg/L | 0.002 | 0.01 | U |
| * Thallium, Total | 9/28/20 11:12 | 9/29/20 18:37 | | 1.015 | Not Detected | mg/L | 0.0002 | 0.001 | U |
| ***Analytical Method: EPA 200.8*** | ***Analyst: DLJ*** | | | | | | | | |
| * Manganese, Dissolved | 9/28/20 09:17 | 9/29/20 13:52 | | 1.015 | Not Detected | mg/L | 0.001 | 0.005 | U |
| ***Analytical Method: EPA 245.1*** | ***Analyst: GAS*** | | | | | | | | |
| * Mercury, Total by CVAA | 9/30/20 12:24 | 10/2/20 09:57 | | 1 | Not Detected | mg/L | 0.0003 | 0.0005 | U |
| ***Analytical Method: SM 2320 B*** | ***Analyst: JAG*** | | | | | | | | |
| Alkalinity, Total as CaCO3 | 9/29/20 10:00 | 9/29/20 11:20 | | 1 | 204 | mg/L | | 0.1 | |
| ***Analytical Method: SM 2540C*** | ***Analyst: TJW*** | | | | | | | | |
| * Solids, Dissolved | 9/23/20 12:59 | 9/25/20 10:00 | | 1 | 1090 | mg/L | | 100 | |

MDL's and RL's are adjusted for sample dilution, as applicable

**Comments:** The client submitted filtered samples for dissolved analysis, but no MB or LCS were submitted. Therefore, dissolved data is qualified.
LBM 10/16/20

Alabama Power
General Test Laboratory
744 County Road 87, GSC #8
Calera, AL 35040

# *Certificate Of Analysis*

Alabama Power

**Description:** Gorgas Ash Pond - MW-15V

**Location Code:** WMWGORAP
**Collected:** 9/21/20 11:18
**Customer ID:**
**Submittal Date:** 9/23/20 09:35

**Laboratory ID Number:** BA17776

| Name | Prepared | Analyzed | Vio Spec | DF | Results | Units | MDL | RL | Q |
|---|---|---|---|---|---|---|---|---|---|
| ***Analytical Method: SM 4500CO2 D*** | ***Analyst: JAG*** | | | | | | | | |
| Bicarbonate Alkalinity, (calc.) | 9/29/20 10:00 | 9/29/20 11:20 | | 1 | 112 | mg/L | | | |
| Carbonate Alkalinity, (calc.) | 9/29/20 10:00 | 9/29/20 11:20 | | 1 | 87.7 | mg/L | | | |
| ***Analytical Method: SM4500Cl E*** | ***Analyst: JCC*** | | | | | | | | |
| * Chloride | 9/25/20 13:22 | 9/25/20 13:22 | | 16 | 171 | mg/L | 8.00 | 16 | |
| ***Analytical Method: SM4500F G 2017*** | ***Analyst: JCC*** | | | | | | | | |
| * Fluoride | 9/28/20 12:06 | 9/28/20 12:06 | | 1 | 0.372 | mg/L | 0.06 | 0.1 | |
| ***Analytical Method: SM4500SO4 E 2011*** | ***Analyst: JCC*** | | | | | | | | |
| * Sulfate | 9/24/20 10:45 | 9/24/20 10:45 | | 20 | 348 | mg/L | 10.00 | 20 | |
| ***Analytical Method: Field Measurements*** | ***Analyst: DKG*** | | | | | | | | |
| Conductivity | 9/21/20 11:15 | 9/21/20 11:15 | | | 1858.90 | uS/cm | | | FA |
| pH | 9/21/20 11:15 | 9/21/20 11:15 | | | 10.07 | SU | | | FA |
| Temperature | 9/21/20 11:15 | 9/21/20 11:15 | | | 19.89 | C | | | FA |
| Turbidity | 9/21/20 11:15 | 9/21/20 11:15 | | | 5.91 | NTU | | | FA |

MDL's and RL's are adjusted for sample dilution, as applicable

**Comments:** The client submitted filtered samples for dissolved analysis, but no MB or LCS were submitted. Therefore, dissolved data is qualified.
LBM 10/16/20

Alabama Power
General Test Laboratory
744 County Road 87, GSC #8
Calera, AL 35040

# Batch QC Summary

Alabama Power

**Customer Account:** WMWGORAP
**Sample Date:** 9/21/20 11:18
**Customer ID:**
**Delivery Date:** 9/23/20 09:35

**Description**: Gorgas Ash Pond - MW-15V

**Laboratory ID Number:** BA17776

| Sample | Analysis | Units | MB | MB Limit | Spike | MS | MSD | Standard | Standard Limit | Rec | Rec Limit | Prec | Prec Limit |
|---|---|---|---|---|---|---|---|---|---|---|---|---|---|
| BA17781 | Cobalt, Total | mg/L | -0.0000107 | 0.0001474 | 0.100 | 0.113 | 0.110 | 0.106 | 0.085 to 0.115 | 113 | 70 to 130 | 2.69 | 20 |
| BA17781 | Thallium, Total | mg/L | 0.0000071 | 0.0001474 | 0.100 | 0.104 | 0.102 | 0.101 | 0.085 to 0.115 | 104 | 70 to 130 | 1.94 | 20 |
| BA17783 | Manganese, Dissolved | mg/L | -0.0000116 | 0.0001474 | 0.10 | 0.118 | 0.109 | 0.101 | 0.085 to 0.115 | 105 | 70 to 130 | 7.93 | 20 |
| BA17785 | Magnesium, Total | mg/L | -0.00102 | 0.0462 | 5.00 | 13.8 | 14.1 | 5.14 | 4.25 to 5.75 | 92.0 | 70 to 130 | 2.15 | 20 |
| BA17781 | Chromium, Total | mg/L | -0.0000021 | 0.00044 | 0.100 | 0.108 | 0.107 | 0.104 | 0.085 to 0.115 | 108 | 70 to 130 | 0.930 | 20 |
| BA17785 | Lithium, Total | mg/L | -0.0000202 | 0.0154 | 0.20 | 0.289 | 0.293 | 0.193 | 0.17 to 0.23 | 104 | 70 to 130 | 1.37 | 20 |
| BA17786 | Iron, Dissolved | mg/L | 0.000118 | 0.0176 | 0.2 | 0.282 | 0.280 | 0.194 | 0.17 to 0.23 | 91.4 | 70 to 130 | 0.712 | 20 |
| BA17781 | Barium, Total | mg/L | 0.0000099 | 0.0002 | 0.10 | 0.190 | 0.200 | 0.0989 | 0.085 to 0.115 | 98.4 | 70 to 130 | 5.13 | 20 |
| BA17781 | Selenium, Total | mg/L | 0.0000507 | 0.001 | 0.100 | 0.0197 | 0.0200 | 0.102 | 0.085 to 0.115 | 19.7 | 70 to 130 | 1.51 | 20 |
| BA17785 | Boron, Total | mg/L | 0.0000373 | 0.0650254 | 1.00 | 1.05 | 1.08 | 1.01 | 0.85 to 1.15 | 99.0 | 70 to 130 | 2.82 | 20 |
| BA17781 | Arsenic, Total | mg/L | 0.0000142 | 0.0001474 | 0.100 | 0.108 | 0.107 | 0.105 | 0.085 to 0.115 | 108 | 70 to 130 | 0.930 | 20 |
| BA17781 | Potassium, Total | mg/L | -0.0108 | 0.3674 | 10.0 | 11.2 | 11.1 | 9.84 | 8.5 to 11.5 | 102 | 70 to 130 | 0.897 | 20 |
| BA17781 | Manganese, Total | mg/L | 0.0000202 | 0.0001474 | 0.100 | 0.109 | 0.112 | 0.0986 | 0.085 to 0.115 | 99.8 | 70 to 130 | 2.71 | 20 |
| BA17785 | Calcium, Total | mg/L | 0.00161 | 0.1518 | 5.00 | 30.5 | 30.9 | 5.09 | 4.25 to 5.75 | 80.0 | 70 to 130 | 1.30 | 20 |
| BA17781 | Beryllium, Total | mg/L | 0.0000018 | 0.00088 | 0.100 | 0.100 | 0.101 | 0.0983 | 0.085 to 0.115 | 100 | 70 to 130 | 0.995 | 20 |
| BA17785 | Mercury, Total by CVAA | mg/L | 0.0000646 | 0.0005 | 0.004 | 0.00393 | 0.00384 | 0.00392 | 0.0034 to 0.0046 | 98.2 | 70 to 130 | 2.32 | 20 |
| BA17785 | Sodium, Total | mg/L | 0.000602 | 0.044 | 5.00 | 203 | 207 | 5.15 | 4.25 to 5.75 | 20.0 | 70 to 130 | 1.95 | 20 |
| BA17781 | Cadmium, Total | mg/L | 0.0000028 | 0.0001474 | 0.100 | 0.105 | 0.104 | 0.0989 | 0.085 to 0.115 | 105 | 70 to 130 | 0.957 | 20 |
| BA17781 | Molybdenum, Total | mg/L | 0.0000186 | 0.0001474 | 0.100 | 0.114 | 0.112 | 0.106 | 0.085 to 0.115 | 110 | 70 to 130 | 1.77 | 20 |
| BA17781 | Lead, Total | mg/L | 0.000002 | 0.0001474 | 0.100 | 0.108 | 0.108 | 0.106 | 0.085 to 0.115 | 108 | 70 to 130 | 0.00 | 20 |
| BA17781 | Antimony, Total | mg/L | 0.000175 | 0.001 | 0.100 | 0.102 | 0.104 | 0.101 | 0.085 to 0.115 | 102 | 70 to 130 | 1.94 | 20 |
| BA17785 | Iron, Total | mg/L | 0.000157 | 0.0176 | 0.2 | 9.36 | 9.39 | 0.202 | 0.17 to 0.23 | 70.0 | 70 to 130 | 0.320 | 20 |

**Comments:** The client submitted filtered samples for dissolved analysis, but no MB or LCS were submitted. Therefore, dissolved data is qualified.
LBM 10/16/20

Reported: 11/3/2020
Version: 3.1
COA_CCR

Alabama Power
General Test Laboratory
744 County Road 87, GSC #8
Calera, AL 35040

Alabama Power

# Batch QC Summary

**Customer Account:** WMWGORAP
**Sample Date:** 9/21/20 11:18
**Customer ID:**
**Delivery Date:** 9/23/20 09:35

**Description:** Gorgas Ash Pond - MW-15V

**Laboratory ID Number:** BA17776

| Sample | Analysis | Units | MB | MB Limit | Spike | MS | Sample Duplicate | Standard | Standard Limit | Rec | Rec Limit | Prec | Prec Limit |
|---|---|---|---|---|---|---|---|---|---|---|---|---|---|
| BA17780 | Chloride | mg/L | -0.0119 | 0.50 | 10.0 | 14.0 | 3.62 | 10.6 | 9 to 11 | 106 | 80 to 120 | 4.81 | 20 |
| BA17782 | Alkalinity, Total as CaCO3 | mg/L | | | | | 340 | 53.1 | 45.0 to 55.0 | | | 0.295 | 10 |
| BA17785 | Sulfate | mg/L | -0.553 | 0.50 | 500 | 716 | 252 | 19.5 | 18 to 22 | 94.8 | 80 to 120 | 4.05 | 20 |
| BA17780 | Fluoride | mg/L | 0.0208 | 0.05 | 2.50 | 3.59 | 0.865 | 2.60 | 2.25 to 2.75 | 109 | 80 to 120 | 0.806 | 20 |
| BA17781 | Solids, Dissolved | mg/L | -2.00 | 25 | | | 312 | 57.0 | 40 to 60 | | | 2.30 | 5 |

**Comments:** The client submitted filtered samples for dissolved analysis, but no MB or LCS were submitted. Therefore, dissolved data is qualified.
LBM 10/16/20

Reported: 11/3/2020
Version: 3.1
COA_CCR

Alabama Power
General Test Laboratory
744 County Road 87, GSC #8
Calera, AL 35040

# Certificate Of Analysis

Alabama Power

**Description:** Gorgas Ash Pond - MW-17

**Location Code:** WMWGORAP
**Collected:** 9/21/20 12:48
**Customer ID:**
**Submittal Date:** 9/23/20 09:35

**Laboratory ID Number:** BA17777

| Name | Prepared | Analyzed | Vio Spec | DF | Results | Units | MDL | RL | Q |
|---|---|---|---|---|---|---|---|---|---|
| ***Analytical Method: EPA 200.7*** | ***Analyst: RDA*** | | | | ***Preparation Method: EPA 1638*** | | | | |
| * Boron, Total | 10/5/20 10:25 | 10/7/20 11:37 | | 1.015 | 0.102 | mg/L | 0.03 | 0.1 | |
| * Calcium, Total | 10/5/20 10:25 | 10/7/20 11:37 | | 1.015 | 3.73 | mg/L | 0.1 | 0.5 | |
| * Iron, Total | 10/5/20 10:25 | 10/7/20 11:37 | | 1.015 | 0.0607 | mg/L | 0.02 | 0.05 | |
| * Lithium, Total | 10/5/20 10:25 | 10/7/20 11:37 | | 1.015 | 0.0579 | mg/L | 0.01 | 0.02 | |
| * Magnesium, Total | 10/5/20 10:25 | 10/7/20 11:37 | | 1.015 | 1.20 | mg/L | 0.1 | 0.5 | |
| * Sodium, Total | 10/5/20 10:25 | 10/7/20 12:14 | | 10.15 | 240 | mg/L | 1.015 | 5.075 | |
| ***Analytical Method: EPA 200.7*** | ***Analyst: RDA*** | | | | | | | | |
| * Iron, Dissolved | 10/5/20 11:33 | 10/6/20 10:01 | | 1.015 | 0.0233 | mg/L | 0.02 | 0.05 | J |
| ***Analytical Method: EPA 200.8*** | ***Analyst: DLJ*** | | | | ***Preparation Method: EPA 1638*** | | | | |
| * Antimony, Total | 9/28/20 11:12 | 9/29/20 18:40 | | 1.015 | Not Detected | mg/L | 0.0008 | 0.003 | U |
| * Arsenic, Total | 9/28/20 11:12 | 9/29/20 18:40 | | 1.015 | 0.00550 | mg/L | 0.001 | 0.005 | |
| * Barium, Total | 9/28/20 11:12 | 10/1/20 13:14 | | 1.015 | 0.128 | mg/L | 0.002 | 0.01 | |
| * Beryllium, Total | 9/28/20 11:12 | 9/29/20 18:40 | | 1.015 | Not Detected | mg/L | 0.0006 | 0.003 | U |
| * Cadmium, Total | 9/28/20 11:12 | 9/29/20 18:40 | | 1.015 | Not Detected | mg/L | 0.0003 | 0.001 | U |
| * Chromium, Total | 9/28/20 11:12 | 9/29/20 18:40 | | 1.015 | Not Detected | mg/L | 0.002 | 0.01 | U |
| * Cobalt, Total | 9/28/20 11:12 | 9/29/20 18:40 | | 1.015 | Not Detected | mg/L | 0.002 | 0.005 | U |
| * Lead, Total | 9/28/20 11:12 | 9/29/20 18:40 | | 1.015 | Not Detected | mg/L | 0.001 | 0.005 | U |
| * Molybdenum, Total | 9/28/20 11:12 | 9/29/20 18:40 | | 1.015 | 0.00776 | mg/L | 0.002 | 0.01 | J |
| * Potassium, Total | 9/28/20 11:12 | 9/29/20 18:40 | | 1.015 | 1.06 | mg/L | 0.3 | 2.5 | J |
| * Manganese, Total | 9/28/20 11:12 | 9/29/20 18:40 | | 1.015 | 0.00871 | mg/L | 0.001 | 0.005 | |
| * Selenium, Total | 9/28/20 11:12 | 9/29/20 18:40 | | 1.015 | Not Detected | mg/L | 0.002 | 0.01 | U |
| * Thallium, Total | 9/28/20 11:12 | 9/29/20 18:40 | | 1.015 | Not Detected | mg/L | 0.0002 | 0.001 | U |
| ***Analytical Method: EPA 200.8*** | ***Analyst: DLJ*** | | | | | | | | |
| * Manganese, Dissolved | 9/28/20 09:17 | 9/29/20 13:54 | | 1.015 | 0.00822 | mg/L | 0.001 | 0.005 | |
| ***Analytical Method: EPA 245.1*** | ***Analyst: GAS*** | | | | | | | | |
| * Mercury, Total by CVAA | 9/30/20 12:24 | 10/2/20 10:00 | | 1 | Not Detected | mg/L | 0.0003 | 0.0005 | U |
| ***Analytical Method: SM 2320 B*** | ***Analyst: JAG*** | | | | | | | | |
| Alkalinity, Total as CaCO3 | 9/29/20 10:00 | 9/29/20 11:20 | | 1 | 386 | mg/L | | 0.1 | |
| ***Analytical Method: SM 2540C*** | ***Analyst: TJW*** | | | | | | | | |
| * Solids, Dissolved | 9/23/20 12:59 | 9/25/20 10:00 | | 1 | 658 | mg/L | | 50 | |

MDL's and RL's are adjusted for sample dilution, as applicable

**Comments:** The client submitted filtered samples for dissolved analysis, but no MB or LCS were submitted. Therefore, dissolved data is qualified.
LBM 10/16/20

Reported: 11/3/2020
Version: 3.1
COA_CCR

Alabama Power
General Test Laboratory
744 County Road 87, GSC #8
Calera, AL 35040

# *Certificate Of Analysis*

Alabama Power

**Description:** Gorgas Ash Pond - MW-17

**Location Code:** WMWGORAP
**Collected:** 9/21/20 12:48
**Customer ID:**
**Submittal Date:** 9/23/20 09:35

**Laboratory ID Number:** BA17777

| Name | Prepared | Analyzed | Vio Spec | DF | Results | Units | MDL | RL | Q |
|---|---|---|---|---|---|---|---|---|---|
| ***Analytical Method: SM 4500CO2 D*** | ***Analyst: JAG*** | | | | | | | | |
| Bicarbonate Alkalinity, (calc.) | 9/29/20 10:00 | 9/29/20 11:20 | | 1 | 375 | mg/L | | | |
| Carbonate Alkalinity, (calc.) | 9/29/20 10:00 | 9/29/20 11:20 | | 1 | 10.7 | mg/L | | | |
| ***Analytical Method: SM4500Cl E*** | ***Analyst: JCC*** | | | | | | | | |
| * Chloride | 9/25/20 13:15 | 9/25/20 13:15 | | 1 | 13.8 | mg/L | 0.50 | 1 | |
| ***Analytical Method: SM4500F G 2017*** | ***Analyst: JCC*** | | | | | | | | |
| * Fluoride | 9/28/20 12:08 | 9/28/20 12:08 | | 1 | 0.371 | mg/L | 0.06 | 0.1 | |
| ***Analytical Method: SM4500SO4 E 2011*** | ***Analyst: JCC*** | | | | | | | | |
| * Sulfate | 9/24/20 10:47 | 9/24/20 10:47 | | 8 | 104 | mg/L | 4.00 | 8 | |
| ***Analytical Method: Field Measurements*** | ***Analyst: DKG*** | | | | | | | | |
| Conductivity | 9/21/20 12:45 | 9/21/20 12:45 | | | 1024.09 | uS/cm | | | FA |
| pH | 9/21/20 12:45 | 9/21/20 12:45 | | | 8.22 | SU | | | FA |
| Temperature | 9/21/20 12:45 | 9/21/20 12:45 | | | 21.20 | C | | | FA |
| Turbidity | 9/21/20 12:45 | 9/21/20 12:45 | | | 0.63 | NTU | | | FA |

MDL's and RL's are adjusted for sample dilution, as applicable

**Comments:** The client submitted filtered samples for dissolved analysis, but no MB or LCS were submitted. Therefore, dissolved data is qualified.
LBM 10/16/20

Alabama Power
General Test Laboratory
744 County Road 87, GSC #8
Calera, AL 35040

# Batch QC Summary

Alabama Power

**Customer Account:** WMWGORAP
**Sample Date:** 9/21/20 12:48
**Customer ID:**
**Delivery Date:** 9/23/20 09:35

**Description**: Gorgas Ash Pond - MW-17

**Laboratory ID Number:** BA17777

| Sample | Analysis | Units | MB | MB Limit | Spike | MS | MSD | Standard | Standard Limit | Rec | Rec Limit | Prec | Prec Limit |
|---|---|---|---|---|---|---|---|---|---|---|---|---|---|
| BA17781 | Cobalt, Total | mg/L | -0.0000107 | 0.0001474 | 0.100 | 0.113 | 0.110 | 0.106 | 0.085 to 0.115 | 113 | 70 to 130 | 2.69 | 20 |
| BA17781 | Barium, Total | mg/L | 0.0000099 | 0.0002 | 0.10 | 0.190 | 0.200 | 0.0989 | 0.085 to 0.115 | 98.4 | 70 to 130 | 5.13 | 20 |
| BA17781 | Selenium, Total | mg/L | 0.0000507 | 0.001 | 0.100 | 0.0197 | 0.0200 | 0.102 | 0.085 to 0.115 | 19.7 | 70 to 130 | 1.51 | 20 |
| BA17785 | Boron, Total | mg/L | 0.0000373 | 0.0650254 | 1.00 | 1.05 | 1.08 | 1.01 | 0.85 to 1.15 | 99.0 | 70 to 130 | 2.82 | 20 |
| BA17781 | Cadmium, Total | mg/L | 0.0000028 | 0.0001474 | 0.100 | 0.105 | 0.104 | 0.0989 | 0.085 to 0.115 | 105 | 70 to 130 | 0.957 | 20 |
| BA17781 | Molybdenum, Total | mg/L | 0.0000186 | 0.0001474 | 0.100 | 0.114 | 0.112 | 0.106 | 0.085 to 0.115 | 110 | 70 to 130 | 1.77 | 20 |
| BA17781 | Lead, Total | mg/L | 0.000002 | 0.0001474 | 0.100 | 0.108 | 0.108 | 0.106 | 0.085 to 0.115 | 108 | 70 to 130 | 0.00 | 20 |
| BA17781 | Antimony, Total | mg/L | 0.000175 | 0.001 | 0.100 | 0.102 | 0.104 | 0.101 | 0.085 to 0.115 | 102 | 70 to 130 | 1.94 | 20 |
| BA17785 | Iron, Total | mg/L | 0.000157 | 0.0176 | 0.2 | 9.36 | 9.39 | 0.202 | 0.17 to 0.23 | 70.0 | 70 to 130 | 0.320 | 20 |
| BA17781 | Thallium, Total | mg/L | 0.0000071 | 0.0001474 | 0.100 | 0.104 | 0.102 | 0.101 | 0.085 to 0.115 | 104 | 70 to 130 | 1.94 | 20 |
| BA17783 | Manganese, Dissolved | mg/L | -0.0000116 | 0.0001474 | 0.10 | 0.118 | 0.109 | 0.101 | 0.085 to 0.115 | 105 | 70 to 130 | 7.93 | 20 |
| BA17785 | Magnesium, Total | mg/L | -0.00102 | 0.0462 | 5.00 | 13.8 | 14.1 | 5.14 | 4.25 to 5.75 | 92.0 | 70 to 130 | 2.15 | 20 |
| BA17781 | Arsenic, Total | mg/L | 0.0000142 | 0.0001474 | 0.100 | 0.108 | 0.107 | 0.105 | 0.085 to 0.115 | 108 | 70 to 130 | 0.930 | 20 |
| BA17781 | Potassium, Total | mg/L | -0.0108 | 0.3674 | 10.0 | 11.2 | 11.1 | 9.84 | 8.5 to 11.5 | 102 | 70 to 130 | 0.897 | 20 |
| BA17781 | Manganese, Total | mg/L | 0.0000202 | 0.0001474 | 0.100 | 0.109 | 0.112 | 0.0986 | 0.085 to 0.115 | 99.8 | 70 to 130 | 2.71 | 20 |
| BA17785 | Calcium, Total | mg/L | 0.00161 | 0.1518 | 5.00 | 30.5 | 30.9 | 5.09 | 4.25 to 5.75 | 80.0 | 70 to 130 | 1.30 | 20 |
| BA17781 | Chromium, Total | mg/L | -0.0000021 | 0.00044 | 0.100 | 0.108 | 0.107 | 0.104 | 0.085 to 0.115 | 108 | 70 to 130 | 0.930 | 20 |
| BA17785 | Lithium, Total | mg/L | -0.0000202 | 0.0154 | 0.20 | 0.289 | 0.293 | 0.193 | 0.17 to 0.23 | 104 | 70 to 130 | 1.37 | 20 |
| BA17786 | Iron, Dissolved | mg/L | 0.000118 | 0.0176 | 0.2 | 0.282 | 0.280 | 0.194 | 0.17 to 0.23 | 91.4 | 70 to 130 | 0.712 | 20 |
| BA17781 | Beryllium, Total | mg/L | 0.0000018 | 0.00088 | 0.100 | 0.100 | 0.101 | 0.0983 | 0.085 to 0.115 | 100 | 70 to 130 | 0.995 | 20 |
| BA17785 | Mercury, Total by CVAA | mg/L | 0.0000646 | 0.0005 | 0.004 | 0.00393 | 0.00384 | 0.00392 | 0.0034 to 0.0046 | 98.2 | 70 to 130 | 2.32 | 20 |
| BA17785 | Sodium, Total | mg/L | 0.000602 | 0.044 | 5.00 | 203 | 207 | 5.15 | 4.25 to 5.75 | 20.0 | 70 to 130 | 1.95 | 20 |

**Comments:** The client submitted filtered samples for dissolved analysis, but no MB or LCS were submitted. Therefore, dissolved data is qualified.
LBM 10/16/20

Reported: 11/3/2020
Version: 3.1
COA_CCR

Alabama Power
General Test Laboratory
744 County Road 87, GSC #8
Calera, AL 35040

Alabama Power

# Batch QC Summary

**Customer Account:** WMWGORAP
**Sample Date:** 9/21/20 12:48
**Customer ID:**
**Delivery Date:** 9/23/20 09:35

**Description:** Gorgas Ash Pond - MW-17

**Laboratory ID Number:** BA17777

| Sample | Analysis | Units | MB | MB Limit | Spike | MS | Sample Duplicate | Standard | Standard Limit | Rec | Rec Limit | Prec | Prec Limit |
|---|---|---|---|---|---|---|---|---|---|---|---|---|---|
| BA17780 | Chloride | mg/L | -0.0119 | 0.50 | 10.0 | 14.0 | 3.62 | 10.6 | 9 to 11 | 106 | 80 to 120 | 4.81 | 20 |
| BA17782 | Alkalinity, Total as CaCO3 | mg/L | | | | | 340 | 53.1 | 45.0 to 55.0 | | | 0.295 | 10 |
| BA17785 | Sulfate | mg/L | -0.553 | 0.50 | 500 | 716 | 252 | 19.5 | 18 to 22 | 94.8 | 80 to 120 | 4.05 | 20 |
| BA17780 | Fluoride | mg/L | 0.0208 | 0.05 | 2.50 | 3.59 | 0.865 | 2.60 | 2.25 to 2.75 | 109 | 80 to 120 | 0.806 | 20 |
| BA17781 | Solids, Dissolved | mg/L | -2.00 | 25 | | | 312 | 57.0 | 40 to 60 | | | 2.30 | 5 |

**Comments:** The client submitted filtered samples for dissolved analysis, but no MB or LCS were submitted. Therefore, dissolved data is qualified.
LBM 10/16/20

Reported: 11/3/2020
Version: 3.1
COA_CCR

Alabama Power
General Test Laboratory
744 County Road 87, GSC #8
Calera, AL 35040

# Certificate Of Analysis

Alabama Power

**Description:** Gorgas Ash Pond Field Blank-2

**Location Code:** WMWGORAPFB
**Collected:** 9/21/20 14:15
**Customer ID:**
**Submittal Date:** 9/23/20 09:35

**Laboratory ID Number:** BA17778

| Name | Prepared | Analyzed | Vio Spec | DF | Results | Units | MDL | RL | Q |
|---|---|---|---|---|---|---|---|---|---|
| ***Analytical Method: EPA 200.7*** | ***Analyst: RDA*** | | | | ***Preparation Method: EPA 1638*** | | | | |
| * Boron, Total | 10/5/20 10:25 | 10/7/20 11:40 | | 1.015 | Not Detected | mg/L | 0.03 | 0.1 | U |
| * Calcium, Total | 10/5/20 10:25 | 10/7/20 11:40 | | 1.015 | Not Detected | mg/L | 0.1 | 0.5 | U |
| * Iron, Total | 10/5/20 10:25 | 10/7/20 11:40 | | 1.015 | Not Detected | mg/L | 0.02 | 0.05 | U |
| * Lithium, Total | 10/5/20 10:25 | 10/7/20 11:40 | | 1.015 | Not Detected | mg/L | 0.01 | 0.02 | U |
| * Magnesium, Total | 10/5/20 10:25 | 10/7/20 11:40 | | 1.015 | Not Detected | mg/L | 0.1 | 0.5 | U |
| * Sodium, Total | 10/5/20 10:25 | 10/7/20 11:40 | | 1.015 | Not Detected | mg/L | 0.1 | 0.5 | U |
| ***Analytical Method: EPA 200.8*** | ***Analyst: DLJ*** | | | | ***Preparation Method: EPA 1638*** | | | | |
| * Antimony, Total | 9/28/20 11:12 | 9/29/20 18:43 | | 1.015 | Not Detected | mg/L | 0.0008 | 0.003 | U |
| * Arsenic, Total | 9/28/20 11:12 | 9/29/20 18:43 | | 1.015 | Not Detected | mg/L | 0.001 | 0.005 | U |
| * Barium, Total | 9/28/20 11:12 | 10/1/20 13:17 | | 1.015 | Not Detected | mg/L | 0.002 | 0.01 | U |
| * Beryllium, Total | 9/28/20 11:12 | 9/29/20 18:43 | | 1.015 | Not Detected | mg/L | 0.0006 | 0.003 | U |
| * Cadmium, Total | 9/28/20 11:12 | 9/29/20 18:43 | | 1.015 | Not Detected | mg/L | 0.0003 | 0.001 | U |
| * Chromium, Total | 9/28/20 11:12 | 9/29/20 18:43 | | 1.015 | Not Detected | mg/L | 0.002 | 0.01 | U |
| * Cobalt, Total | 9/28/20 11:12 | 9/29/20 18:43 | | 1.015 | Not Detected | mg/L | 0.002 | 0.005 | U |
| * Lead, Total | 9/28/20 11:12 | 9/29/20 18:43 | | 1.015 | Not Detected | mg/L | 0.001 | 0.005 | U |
| * Molybdenum, Total | 9/28/20 11:12 | 9/29/20 18:43 | | 1.015 | Not Detected | mg/L | 0.002 | 0.01 | U |
| * Manganese, Total | 9/28/20 11:12 | 9/29/20 18:43 | | 1.015 | Not Detected | mg/L | 0.001 | 0.005 | U |
| * Potassium, Total | 9/28/20 11:12 | 9/29/20 18:43 | | 1.015 | Not Detected | mg/L | 0.3 | 2.5 | U |
| * Selenium, Total | 9/28/20 11:12 | 9/29/20 18:43 | | 1.015 | Not Detected | mg/L | 0.002 | 0.01 | U |
| * Thallium, Total | 9/28/20 11:12 | 9/29/20 18:43 | | 1.015 | Not Detected | mg/L | 0.0002 | 0.001 | U |
| ***Analytical Method: EPA 245.1*** | ***Analyst: GAS*** | | | | | | | | |
| * Mercury, Total by CVAA | 9/30/20 12:24 | 10/2/20 10:02 | | 1 | Not Detected | mg/L | 0.0003 | 0.0005 | U |
| ***Analytical Method: SM 2540C*** | ***Analyst: TJW*** | | | | | | | | |
| * Solids, Dissolved | 9/23/20 12:59 | 9/25/20 10:00 | | 1 | Not Detected | mg/L | | 25 | U |
| ***Analytical Method: SM4500Cl E*** | ***Analyst: JCC*** | | | | | | | | |
| * Chloride | 9/25/20 13:16 | 9/25/20 13:16 | | 1 | Not Detected | mg/L | 0.50 | 1 | U |
| ***Analytical Method: SM4500F G 2017*** | ***Analyst: JCC*** | | | | | | | | |
| * Fluoride | 9/28/20 12:09 | 9/28/20 12:09 | | 1 | Not Detected | mg/L | 0.06 | 0.1 | U |
| ***Analytical Method: SM4500SO4 E 2011*** | ***Analyst: JCC*** | | | | | | | | |
| * Sulfate | 9/24/20 10:48 | 9/24/20 10:48 | | 1 | Not Detected | mg/L | 0.50 | 1 | U |

MDL's and RL's are adjusted for sample dilution, as applicable

**Comments:**

Reported: 11/3/2020
Version: 3.1
COA_CCR

Alabama Power
General Test Laboratory
744 County Road 87, GSC #8
Calera, AL 35040

# Batch QC Summary

Alabama Power

**Customer Account:** WMWGORAPFB
**Sample Date:** 9/21/20 14:15
**Customer ID:**
**Delivery Date:** 9/23/20 09:35

**Description**:Gorgas Ash Pond Field Blank-2

**Laboratory ID Number:** BA17778

| Sample | Analysis | Units | MB | MB Limit | Spike | MS | MSD | Standard | Standard Limit | Rec | Rec Limit | Prec | Prec Limit |
|---|---|---|---|---|---|---|---|---|---|---|---|---|---|
| BA17781 | Cobalt, Total | mg/L | -0.0000107 | 0.0001474 | 0.100 | 0.113 | 0.110 | 0.106 | 0.085 to 0.115 | 113 | 70 to 130 | 2.69 | 20 |
| BA17781 | Thallium, Total | mg/L | 0.0000071 | 0.0001474 | 0.100 | 0.104 | 0.102 | 0.101 | 0.085 to 0.115 | 104 | 70 to 130 | 1.94 | 20 |
| BA17785 | Magnesium, Total | mg/L | -0.00102 | 0.0462 | 5.00 | 13.8 | 14.1 | 5.14 | 4.25 to 5.75 | 92.0 | 70 to 130 | 2.15 | 20 |
| BA17781 | Chromium, Total | mg/L | -0.0000021 | 0.00044 | 0.100 | 0.108 | 0.107 | 0.104 | 0.085 to 0.115 | 108 | 70 to 130 | 0.930 | 20 |
| BA17785 | Lithium, Total | mg/L | -0.0000202 | 0.0154 | 0.20 | 0.289 | 0.293 | 0.193 | 0.17 to 0.23 | 104 | 70 to 130 | 1.37 | 20 |
| BA17781 | Cadmium, Total | mg/L | 0.0000028 | 0.0001474 | 0.100 | 0.105 | 0.104 | 0.0989 | 0.085 to 0.115 | 105 | 70 to 130 | 0.957 | 20 |
| BA17781 | Molybdenum, Total | mg/L | 0.0000186 | 0.0001474 | 0.100 | 0.114 | 0.112 | 0.106 | 0.085 to 0.115 | 110 | 70 to 130 | 1.77 | 20 |
| BA17781 | Lead, Total | mg/L | 0.000002 | 0.0001474 | 0.100 | 0.108 | 0.108 | 0.106 | 0.085 to 0.115 | 108 | 70 to 130 | 0.00 | 20 |
| BA17781 | Antimony, Total | mg/L | 0.000175 | 0.001 | 0.100 | 0.102 | 0.104 | 0.101 | 0.085 to 0.115 | 102 | 70 to 130 | 1.94 | 20 |
| BA17785 | Iron, Total | mg/L | 0.000157 | 0.0176 | 0.2 | 9.36 | 9.39 | 0.202 | 0.17 to 0.23 | 70.0 | 70 to 130 | 0.320 | 20 |
| BA17781 | Arsenic, Total | mg/L | 0.0000142 | 0.0001474 | 0.100 | 0.108 | 0.107 | 0.105 | 0.085 to 0.115 | 108 | 70 to 130 | 0.930 | 20 |
| BA17781 | Potassium, Total | mg/L | -0.0108 | 0.3674 | 10.0 | 11.2 | 11.1 | 9.84 | 8.5 to 11.5 | 102 | 70 to 130 | 0.897 | 20 |
| BA17781 | Manganese, Total | mg/L | 0.0000202 | 0.0001474 | 0.100 | 0.109 | 0.112 | 0.0986 | 0.085 to 0.115 | 99.8 | 70 to 130 | 2.71 | 20 |
| BA17785 | Calcium, Total | mg/L | 0.00161 | 0.1518 | 5.00 | 30.5 | 30.9 | 5.09 | 4.25 to 5.75 | 80.0 | 70 to 130 | 1.30 | 20 |
| BA17781 | Beryllium, Total | mg/L | 0.0000018 | 0.00088 | 0.100 | 0.100 | 0.101 | 0.0983 | 0.085 to 0.115 | 100 | 70 to 130 | 0.995 | 20 |
| BA17785 | Mercury, Total by CVAA | mg/L | 0.0000646 | 0.0005 | 0.004 | 0.00393 | 0.00384 | 0.00392 | 0.0034 to 0.0046 | 98.2 | 70 to 130 | 2.32 | 20 |
| BA17785 | Sodium, Total | mg/L | 0.000602 | 0.044 | 5.00 | 203 | 207 | 5.15 | 4.25 to 5.75 | 20.0 | 70 to 130 | 1.95 | 20 |
| BA17781 | Barium, Total | mg/L | 0.0000099 | 0.0002 | 0.10 | 0.190 | 0.200 | 0.0989 | 0.085 to 0.115 | 98.4 | 70 to 130 | 5.13 | 20 |
| BA17781 | Selenium, Total | mg/L | 0.0000507 | 0.001 | 0.100 | 0.0197 | 0.0200 | 0.102 | 0.085 to 0.115 | 19.7 | 70 to 130 | 1.51 | 20 |
| BA17785 | Boron, Total | mg/L | 0.0000373 | 0.0650254 | 1.00 | 1.05 | 1.08 | 1.01 | 0.85 to 1.15 | 99.0 | 70 to 130 | 2.82 | 20 |

**Comments:**

Alabama Power
General Test Laboratory
744 County Road 87, GSC #8
Calera, AL 35040

Alabama Power

# Batch QC Summary

**Customer Account:** WMWGORAPFB
**Sample Date:** 9/21/20 14:15
**Customer ID:**
**Delivery Date:** 9/23/20 09:35

**Description:** Gorgas Ash Pond Field Blank-2

**Laboratory ID Number:** BA17778

| Sample | Analysis | Units | MB | MB Limit | Spike | MS | Sample Duplicate | Standard | Standard Limit | Rec | Rec Limit | Prec | Prec Limit |
|---|---|---|---|---|---|---|---|---|---|---|---|---|---|
| BA17780 | Chloride | mg/L | -0.0119 | 0.50 | 10.0 | 14.0 | 3.62 | 10.6 | 9 to 11 | 106 | 80 to 120 | 4.81 | 20 |
| BA17785 | Sulfate | mg/L | -0.553 | 0.50 | 500 | 716 | 252 | 19.5 | 18 to 22 | 94.8 | 80 to 120 | 4.05 | 20 |
| BA17780 | Fluoride | mg/L | 0.0208 | 0.05 | 2.50 | 3.59 | 0.865 | 2.60 | 2.25 to 2.75 | 109 | 80 to 120 | 0.806 | 20 |
| BA17781 | Solids, Dissolved | mg/L | -2.00 | 25 | | | 312 | 57.0 | 40 to 60 | | | 2.30 | 5 |

**Comments:**

Alabama Power
General Test Laboratory
744 County Road 87, GSC #8
Calera, AL 35040

# Certificate Of Analysis

Alabama Power

**Description:** Gorgas Ash Pond - MW-32H

**Location Code:** WMWGORAP
**Collected:** 9/21/20 14:42
**Customer ID:**
**Submittal Date:** 9/23/20 09:36

**Laboratory ID Number:** BA17779

| Name | Prepared | Analyzed | Vio Spec | DF | Results | Units | MDL | RL | Q |
|---|---|---|---|---|---|---|---|---|---|
| ***Analytical Method: EPA 200.7*** | ***Analyst: RDA*** | | | | ***Preparation Method: EPA 1638*** | | | | |
| * Boron, Total | 10/5/20 10:25 | 10/7/20 11:44 | | 1.015 | 0.0455 | mg/L | 0.03 | 0.1 | J |
| * Calcium, Total | 10/5/20 10:25 | 10/7/20 11:44 | | 1.015 | 3.00 | mg/L | 0.1 | 0.5 | |
| * Iron, Total | 10/5/20 10:25 | 10/7/20 11:44 | | 1.015 | 0.0650 | mg/L | 0.02 | 0.05 | |
| * Lithium, Total | 10/5/20 10:25 | 10/7/20 11:44 | | 1.015 | 0.0421 | mg/L | 0.01 | 0.02 | |
| * Magnesium, Total | 10/5/20 10:25 | 10/7/20 11:44 | | 1.015 | 0.515 | mg/L | 0.1 | 0.5 | |
| * Sodium, Total | 10/5/20 10:25 | 10/7/20 12:17 | | 10.15 | 145 | mg/L | 1.015 | 5.075 | |
| ***Analytical Method: EPA 200.7*** | ***Analyst: RDA*** | | | | | | | | |
| * Iron, Dissolved | 10/5/20 11:33 | 10/6/20 10:04 | | 1.015 | 0.0228 | mg/L | 0.02 | 0.05 | J |
| ***Analytical Method: EPA 200.8*** | ***Analyst: DLJ*** | | | | ***Preparation Method: EPA 1638*** | | | | |
| * Antimony, Total | 9/28/20 11:12 | 9/29/20 18:45 | | 1.015 | Not Detected | mg/L | 0.0008 | 0.003 | U |
| * Arsenic, Total | 9/28/20 11:12 | 9/29/20 18:45 | | 1.015 | Not Detected | mg/L | 0.001 | 0.005 | U |
| * Barium, Total | 9/28/20 11:12 | 10/1/20 13:20 | | 1.015 | 0.0396 | mg/L | 0.002 | 0.01 | |
| * Beryllium, Total | 9/28/20 11:12 | 9/29/20 18:45 | | 1.015 | Not Detected | mg/L | 0.0006 | 0.003 | U |
| * Cadmium, Total | 9/28/20 11:12 | 9/29/20 18:45 | | 1.015 | Not Detected | mg/L | 0.0003 | 0.001 | U |
| * Chromium, Total | 9/28/20 11:12 | 9/29/20 18:45 | | 1.015 | Not Detected | mg/L | 0.002 | 0.01 | U |
| * Cobalt, Total | 9/28/20 11:12 | 9/29/20 18:45 | | 1.015 | Not Detected | mg/L | 0.002 | 0.005 | U |
| * Lead, Total | 9/28/20 11:12 | 9/29/20 18:45 | | 1.015 | Not Detected | mg/L | 0.001 | 0.005 | U |
| * Molybdenum, Total | 9/28/20 11:12 | 9/29/20 18:45 | | 1.015 | 0.0896 | mg/L | 0.002 | 0.01 | |
| * Potassium, Total | 9/28/20 11:12 | 9/29/20 18:45 | | 1.015 | 3.16 | mg/L | 0.3 | 2.5 | |
| * Manganese, Total | 9/28/20 11:12 | 9/29/20 18:45 | | 1.015 | 0.00663 | mg/L | 0.001 | 0.005 | |
| * Selenium, Total | 9/28/20 11:12 | 9/29/20 18:45 | | 1.015 | Not Detected | mg/L | 0.002 | 0.01 | U |
| * Thallium, Total | 9/28/20 11:12 | 9/29/20 18:45 | | 1.015 | Not Detected | mg/L | 0.0002 | 0.001 | U |
| ***Analytical Method: EPA 200.8*** | ***Analyst: DLJ*** | | | | | | | | |
| * Manganese, Dissolved | 9/28/20 09:17 | 9/29/20 13:57 | | 1.015 | 0.00638 | mg/L | 0.001 | 0.005 | |
| ***Analytical Method: EPA 245.1*** | ***Analyst: GAS*** | | | | | | | | |
| * Mercury, Total by CVAA | 9/30/20 12:24 | 10/2/20 10:05 | | 1 | Not Detected | mg/L | 0.0003 | 0.0005 | U |
| ***Analytical Method: SM 2320 B*** | ***Analyst: JAG*** | | | | | | | | |
| Alkalinity, Total as CaCO3 | 9/29/20 10:00 | 9/29/20 11:20 | | 1 | 239 | mg/L | | 0.1 | |
| ***Analytical Method: SM 2540C*** | ***Analyst: TJW*** | | | | | | | | |
| * Solids, Dissolved | 9/23/20 12:59 | 9/25/20 10:00 | | 1 | 357 | mg/L | | 25 | |

MDL's and RL's are adjusted for sample dilution, as applicable

**Comments:** The client submitted filtered samples for dissolved analysis, but no MB or LCS were submitted. Therefore, dissolved data is qualified.
LBM 10/16/20

Reported: 11/3/2020
Version: 3.1
COA_CCR

Alabama Power
General Test Laboratory
744 County Road 87, GSC #8
Calera, AL 35040

# *Certificate Of Analysis*

Alabama Power

**Description:** Gorgas Ash Pond - MW-32H

**Location Code:** WMWGORAP
**Collected:** 9/21/20 14:42
**Customer ID:**
**Submittal Date:** 9/23/20 09:36

**Laboratory ID Number:** BA17779

| Name | Prepared | Analyzed | Vio Spec | DF | Results | Units | MDL | RL | Q |
|---|---|---|---|---|---|---|---|---|---|
| ***Analytical Method: SM 4500CO2 D*** | ***Analyst: JAG*** | | | | | | | | |
| Bicarbonate Alkalinity, (calc.) | 9/29/20 10:00 | 9/29/20 11:20 | | 1 | 233 | mg/L | | | |
| Carbonate Alkalinity, (calc.) | 9/29/20 10:00 | 9/29/20 11:20 | | 1 | 6.16 | mg/L | | | |
| ***Analytical Method: SM4500Cl E*** | ***Analyst: JCC*** | | | | | | | | |
| * Chloride | 9/25/20 13:26 | 9/25/20 13:26 | | 2 | 28.2 | mg/L | 1.00 | 2 | |
| ***Analytical Method: SM4500F G 2017*** | ***Analyst: JCC*** | | | | | | | | |
| * Fluoride | 9/28/20 12:10 | 9/28/20 12:10 | | 1 | 0.202 | mg/L | 0.06 | 0.1 | |
| ***Analytical Method: SM4500SO4 E 2011*** | ***Analyst: JCC*** | | | | | | | | |
| * Sulfate | 9/24/20 10:49 | 9/24/20 10:49 | | 1 | 38.7 | mg/L | 0.50 | 1 | |
| ***Analytical Method: Field Measurements*** | ***Analyst: DKG*** | | | | | | | | |
| Conductivity | 9/21/20 14:40 | 9/21/20 14:40 | | | 606.19 | uS/cm | | | FA |
| pH | 9/21/20 14:40 | 9/21/20 14:40 | | | 8.15 | SU | | | FA |
| Temperature | 9/21/20 14:40 | 9/21/20 14:40 | | | 20.98 | C | | | FA |
| Turbidity | 9/21/20 14:40 | 9/21/20 14:40 | | | 1.65 | NTU | | | FA |

MDL's and RL's are adjusted for sample dilution, as applicable

**Comments:** The client submitted filtered samples for dissolved analysis, but no MB or LCS were submitted. Therefore, dissolved data is qualified.
LBM 10/16/20

Reported: 11/3/2020
Version: 3.1
COA_CCR

Alabama Power
General Test Laboratory
744 County Road 87, GSC #8
Calera, AL 35040

# Batch QC Summary

Alabama Power

**Customer Account:** WMWGORAP
**Sample Date:** 9/21/20 14:42
**Customer ID:**
**Delivery Date:** 9/23/20 09:36

**Description**: Gorgas Ash Pond - MW-32H

**Laboratory ID Number:** BA17779

| Sample | Analysis | Units | MB | MB Limit | Spike | MS | MSD | Standard | Standard Limit | Rec | Rec Limit | Prec | Prec Limit |
|---|---|---|---|---|---|---|---|---|---|---|---|---|---|
| BA17781 | Cobalt, Total | mg/L | -0.0000107 | 0.0001474 | 0.100 | 0.113 | 0.110 | 0.106 | 0.085 to 0.115 | 113 | 70 to 130 | 2.69 | 20 |
| BA17781 | Chromium, Total | mg/L | -0.0000021 | 0.00044 | 0.100 | 0.108 | 0.107 | 0.104 | 0.085 to 0.115 | 108 | 70 to 130 | 0.930 | 20 |
| BA17785 | Lithium, Total | mg/L | -0.0000202 | 0.0154 | 0.20 | 0.289 | 0.293 | 0.193 | 0.17 to 0.23 | 104 | 70 to 130 | 1.37 | 20 |
| BA17786 | Iron, Dissolved | mg/L | 0.000118 | 0.0176 | 0.2 | 0.282 | 0.280 | 0.194 | 0.17 to 0.23 | 91.4 | 70 to 130 | 0.712 | 20 |
| BA17781 | Beryllium, Total | mg/L | 0.0000018 | 0.00088 | 0.100 | 0.100 | 0.101 | 0.0983 | 0.085 to 0.115 | 100 | 70 to 130 | 0.995 | 20 |
| BA17785 | Mercury, Total by CVAA | mg/L | 0.0000646 | 0.0005 | 0.004 | 0.00393 | 0.00384 | 0.00392 | 0.0034 to 0.0046 | 98.2 | 70 to 130 | 2.32 | 20 |
| BA17785 | Sodium, Total | mg/L | 0.000602 | 0.044 | 5.00 | 203 | 207 | 5.15 | 4.25 to 5.75 | 20.0 | 70 to 130 | 1.95 | 20 |
| BA17781 | Cadmium, Total | mg/L | 0.0000028 | 0.0001474 | 0.100 | 0.105 | 0.104 | 0.0989 | 0.085 to 0.115 | 105 | 70 to 130 | 0.957 | 20 |
| BA17781 | Molybdenum, Total | mg/L | 0.0000186 | 0.0001474 | 0.100 | 0.114 | 0.112 | 0.106 | 0.085 to 0.115 | 110 | 70 to 130 | 1.77 | 20 |
| BA17781 | Lead, Total | mg/L | 0.000002 | 0.0001474 | 0.100 | 0.108 | 0.108 | 0.106 | 0.085 to 0.115 | 108 | 70 to 130 | 0.00 | 20 |
| BA17781 | Antimony, Total | mg/L | 0.000175 | 0.001 | 0.100 | 0.102 | 0.104 | 0.101 | 0.085 to 0.115 | 102 | 70 to 130 | 1.94 | 20 |
| BA17785 | Iron, Total | mg/L | 0.000157 | 0.0176 | 0.2 | 9.36 | 9.39 | 0.202 | 0.17 to 0.23 | 70.0 | 70 to 130 | 0.320 | 20 |
| BA17781 | Thallium, Total | mg/L | 0.0000071 | 0.0001474 | 0.100 | 0.104 | 0.102 | 0.101 | 0.085 to 0.115 | 104 | 70 to 130 | 1.94 | 20 |
| BA17783 | Manganese, Dissolved | mg/L | -0.0000116 | 0.0001474 | 0.10 | 0.118 | 0.109 | 0.101 | 0.085 to 0.115 | 105 | 70 to 130 | 7.93 | 20 |
| BA17785 | Magnesium, Total | mg/L | -0.00102 | 0.0462 | 5.00 | 13.8 | 14.1 | 5.14 | 4.25 to 5.75 | 92.0 | 70 to 130 | 2.15 | 20 |
| BA17781 | Arsenic, Total | mg/L | 0.0000142 | 0.0001474 | 0.100 | 0.108 | 0.107 | 0.105 | 0.085 to 0.115 | 108 | 70 to 130 | 0.930 | 20 |
| BA17781 | Potassium, Total | mg/L | -0.0108 | 0.3674 | 10.0 | 11.2 | 11.1 | 9.84 | 8.5 to 11.5 | 102 | 70 to 130 | 0.897 | 20 |
| BA17781 | Manganese, Total | mg/L | 0.0000202 | 0.0001474 | 0.100 | 0.109 | 0.112 | 0.0986 | 0.085 to 0.115 | 99.8 | 70 to 130 | 2.71 | 20 |
| BA17785 | Calcium, Total | mg/L | 0.00161 | 0.1518 | 5.00 | 30.5 | 30.9 | 5.09 | 4.25 to 5.75 | 80.0 | 70 to 130 | 1.30 | 20 |
| BA17781 | Barium, Total | mg/L | 0.0000099 | 0.0002 | 0.10 | 0.190 | 0.200 | 0.0989 | 0.085 to 0.115 | 98.4 | 70 to 130 | 5.13 | 20 |
| BA17781 | Selenium, Total | mg/L | 0.0000507 | 0.001 | 0.100 | 0.0197 | 0.0200 | 0.102 | 0.085 to 0.115 | 19.7 | 70 to 130 | 1.51 | 20 |
| BA17785 | Boron, Total | mg/L | 0.0000373 | 0.0650254 | 1.00 | 1.05 | 1.08 | 1.01 | 0.85 to 1.15 | 99.0 | 70 to 130 | 2.82 | 20 |

**Comments:** The client submitted filtered samples for dissolved analysis, but no MB or LCS were submitted. Therefore, dissolved data is qualified.
LBM 10/16/20

Reported: 11/3/2020
Version: 3.1
COA_CCR

Alabama Power
General Test Laboratory
744 County Road 87, GSC #8
Calera, AL 35040

Alabama Power

# Batch QC Summary

**Customer Account:** WMWGORAP
**Sample Date:** 9/21/20 14:42
**Customer ID:**
**Delivery Date:** 9/23/20 09:36

**Description:** Gorgas Ash Pond - MW-32H

**Laboratory ID Number:** BA17779

| Sample | Analysis | Units | MB | MB Limit | Spike | MS | Sample Duplicate | Standard | Standard Limit | Rec | Rec Limit | Prec | Prec Limit |
|---|---|---|---|---|---|---|---|---|---|---|---|---|---|
| BA17780 | Chloride | mg/L | -0.0119 | 0.50 | 10.0 | 14.0 | 3.62 | 10.6 | 9 to 11 | 106 | 80 to 120 | 4.81 | 20 |
| BA17782 | Alkalinity, Total as CaCO3 | mg/L | | | | | 340 | 53.1 | 45.0 to 55.0 | | | 0.295 | 10 |
| BA17785 | Sulfate | mg/L | -0.553 | 0.50 | 500 | 716 | 252 | 19.5 | 18 to 22 | 94.8 | 80 to 120 | 4.05 | 20 |
| BA17780 | Fluoride | mg/L | 0.0208 | 0.05 | 2.50 | 3.59 | 0.865 | 2.60 | 2.25 to 2.75 | 109 | 80 to 120 | 0.806 | 20 |
| BA17781 | Solids, Dissolved | mg/L | -2.00 | 25 | | | 312 | 57.0 | 40 to 60 | | | 2.30 | 5 |

**Comments:** The client submitted filtered samples for dissolved analysis, but no MB or LCS were submitted. Therefore, dissolved data is qualified.
LBM 10/16/20

Reported: 11/3/2020
Version: 3.1
COA_CCR

Alabama Power
General Test Laboratory
744 County Road 87, GSC #8
Calera, AL 35040

# Certificate Of Analysis

Alabama Power

**Description:** Gorgas Ash Pond - MW-30HA

**Location Code:** WMWGORAP
**Collected:** 9/21/20 16:28
**Customer ID:**
**Submittal Date:** 9/23/20 09:36

**Laboratory ID Number:** BA17780

| Name | Prepared | Analyzed | Vio Spec | DF | Results | Units | MDL | RL | Q |
|---|---|---|---|---|---|---|---|---|---|
| ***Analytical Method: EPA 200.7*** | ***Analyst: RDA*** | | | | ***Preparation Method: EPA 1638*** | | | | |
| * Boron, Total | 10/5/20 10:25 | 10/7/20 11:47 | | 1.015 | 0.0814 | mg/L | 0.03 | 0.1 | J |
| * Calcium, Total | 10/5/20 10:25 | 10/7/20 11:47 | | 1.015 | 29.4 | mg/L | 0.1 | 0.5 | |
| * Iron, Total | 10/5/20 10:25 | 10/7/20 11:47 | | 1.015 | 1.95 | mg/L | 0.02 | 0.05 | |
| * Lithium, Total | 10/5/20 10:25 | 10/7/20 11:47 | | 1.015 | 0.0494 | mg/L | 0.01 | 0.02 | |
| * Magnesium, Total | 10/5/20 10:25 | 10/7/20 11:47 | | 1.015 | 6.02 | mg/L | 0.1 | 0.5 | |
| * Sodium, Total | 10/5/20 10:25 | 10/7/20 12:21 | | 10.15 | 200 | mg/L | 1.015 | 5.075 | |
| ***Analytical Method: EPA 200.7*** | ***Analyst: RDA*** | | | | | | | | |
| * Iron, Dissolved | 10/5/20 11:33 | 10/6/20 10:07 | | 1.015 | 1.80 | mg/L | 0.02 | 0.05 | |
| ***Analytical Method: EPA 200.8*** | ***Analyst: DLJ*** | | | | ***Preparation Method: EPA 1638*** | | | | |
| * Antimony, Total | 9/28/20 11:12 | 9/29/20 18:48 | | 1.015 | Not Detected | mg/L | 0.0008 | 0.003 | U |
| * Arsenic, Total | 9/28/20 11:12 | 9/29/20 18:48 | | 1.015 | 0.00551 | mg/L | 0.001 | 0.005 | |
| * Barium, Total | 9/28/20 11:12 | 10/1/20 13:22 | | 1.015 | 0.0811 | mg/L | 0.002 | 0.01 | |
| * Beryllium, Total | 9/28/20 11:12 | 9/29/20 18:48 | | 1.015 | Not Detected | mg/L | 0.0006 | 0.003 | U |
| * Cadmium, Total | 9/28/20 11:12 | 9/29/20 18:48 | | 1.015 | Not Detected | mg/L | 0.0003 | 0.001 | U |
| * Chromium, Total | 9/28/20 11:12 | 9/29/20 18:48 | | 1.015 | Not Detected | mg/L | 0.002 | 0.01 | U |
| * Cobalt, Total | 9/28/20 11:12 | 9/29/20 18:48 | | 1.015 | Not Detected | mg/L | 0.002 | 0.005 | U |
| * Lead, Total | 9/28/20 11:12 | 9/29/20 18:48 | | 1.015 | Not Detected | mg/L | 0.001 | 0.005 | U |
| * Molybdenum, Total | 9/28/20 11:12 | 9/29/20 18:48 | | 1.015 | 0.00254 | mg/L | 0.002 | 0.01 | J |
| * Potassium, Total | 9/28/20 11:12 | 9/29/20 18:48 | | 1.015 | 5.21 | mg/L | 0.3 | 2.5 | |
| * Manganese, Total | 9/28/20 11:12 | 9/29/20 18:48 | | 1.015 | 0.171 | mg/L | 0.001 | 0.005 | |
| * Selenium, Total | 9/28/20 11:12 | 9/29/20 18:48 | | 1.015 | Not Detected | mg/L | 0.002 | 0.01 | U |
| * Thallium, Total | 9/28/20 11:12 | 9/29/20 18:48 | | 1.015 | Not Detected | mg/L | 0.0002 | 0.001 | U |
| ***Analytical Method: EPA 200.8*** | ***Analyst: DLJ*** | | | | | | | | |
| * Manganese, Dissolved | 9/28/20 09:17 | 9/29/20 14:00 | | 1.015 | 0.177 | mg/L | 0.001 | 0.005 | |
| ***Analytical Method: EPA 245.1*** | ***Analyst: GAS*** | | | | | | | | |
| * Mercury, Total by CVAA | 9/30/20 12:24 | 10/2/20 10:07 | | 1 | Not Detected | mg/L | 0.0003 | 0.0005 | U |
| ***Analytical Method: SM 2320 B*** | ***Analyst: JAG*** | | | | | | | | |
| Alkalinity, Total as CaCO3 | 9/29/20 10:00 | 9/29/20 11:20 | | 1 | 368 | mg/L | | 0.1 | |
| ***Analytical Method: SM 2540C*** | ***Analyst: TJW*** | | | | | | | | |
| * Solids, Dissolved | 9/23/20 12:59 | 9/25/20 10:00 | | 1 | 592 | mg/L | | 50 | |

MDL's and RL's are adjusted for sample dilution, as applicable

**Comments:** The client submitted filtered samples for dissolved analysis, but no MB or LCS were submitted. Therefore, dissolved data is qualified.
LBM 10/16/20

Reported: 11/3/2020
Version: 3.1
COA_CCR

Alabama Power
General Test Laboratory
744 County Road 87, GSC #8
Calera, AL 35040

# *Certificate Of Analysis*

Alabama Power

**Description:** Gorgas Ash Pond - MW-30HA

**Location Code:** WMWGORAP
**Collected:** 9/21/20 16:28
**Customer ID:**
**Submittal Date:** 9/23/20 09:36

**Laboratory ID Number:** BA17780

| Name | Prepared | Analyzed | Vio Spec | DF | Results | Units | MDL | RL | Q |
|---|---|---|---|---|---|---|---|---|---|
| ***Analytical Method: SM 4500CO2 D*** | ***Analyst: JAG*** | | | | | | | | |
| Bicarbonate Alkalinity, (calc.) | 9/29/20 10:00 | 9/29/20 11:20 | | 1 | 367 | mg/L | | | |
| Carbonate Alkalinity, (calc.) | 9/29/20 10:00 | 9/29/20 11:20 | | 1 | 1.09 | mg/L | | | |
| ***Analytical Method: SM4500Cl E*** | ***Analyst: JCC*** | | | | | | | | |
| * Chloride | 9/25/20 13:19 | 9/25/20 13:19 | | 1 | 3.45 | mg/L | 0.50 | 1 | |
| ***Analytical Method: SM4500F G 2017*** | ***Analyst: JCC*** | | | | | | | | |
| * Fluoride | 9/28/20 12:11 | 9/28/20 12:11 | | 1 | 0.872 | mg/L | 0.06 | 0.1 | |
| ***Analytical Method: SM4500SO4 E 2011*** | ***Analyst: JCC*** | | | | | | | | |
| * Sulfate | 9/24/20 10:50 | 9/24/20 10:50 | | 8 | 128 | mg/L | 4.00 | 8 | |
| ***Analytical Method: Field Measurements*** | ***Analyst: DKG*** | | | | | | | | |
| Conductivity | 9/21/20 16:25 | 9/21/20 16:25 | | | 960.45 | uS/cm | | | FA |
| pH | 9/21/20 16:25 | 9/21/20 16:25 | | | 7.56 | SU | | | FA |
| Temperature | 9/21/20 16:25 | 9/21/20 16:25 | | | 20.96 | C | | | FA |
| Turbidity | 9/21/20 16:25 | 9/21/20 16:25 | | | 0.36 | NTU | | | FA |

MDL's and RL's are adjusted for sample dilution, as applicable

**Comments:** The client submitted filtered samples for dissolved analysis, but no MB or LCS were submitted. Therefore, dissolved data is qualified.
LBM 10/16/20

Reported: 11/3/2020
Version: 3.1
COA_CCR

Alabama Power
General Test Laboratory
744 County Road 87, GSC #8
Calera, AL 35040

# Batch QC Summary

Alabama Power

**Customer Account:** WMWGORAP
**Sample Date:** 9/21/20 16:28
**Customer ID:**
**Delivery Date:** 9/23/20 09:36

**Description**: Gorgas Ash Pond - MW-30HA

**Laboratory ID Number:** BA17780

| Sample | Analysis | Units | MB | MB Limit | Spike | MS | MSD | Standard | Standard Limit | Rec | Rec Limit | Prec | Prec Limit |
|---|---|---|---|---|---|---|---|---|---|---|---|---|---|
| BA17781 | Cobalt, Total | mg/L | -0.0000107 | 0.0001474 | 0.100 | 0.113 | 0.110 | 0.106 | 0.085 to 0.115 | 113 | 70 to 130 | 2.69 | 20 |
| BA17781 | Thallium, Total | mg/L | 0.0000071 | 0.0001474 | 0.100 | 0.104 | 0.102 | 0.101 | 0.085 to 0.115 | 104 | 70 to 130 | 1.94 | 20 |
| BA17783 | Manganese, Dissolved | mg/L | -0.0000116 | 0.0001474 | 0.10 | 0.118 | 0.109 | 0.101 | 0.085 to 0.115 | 105 | 70 to 130 | 7.93 | 20 |
| BA17785 | Magnesium, Total | mg/L | -0.00102 | 0.0462 | 5.00 | 13.8 | 14.1 | 5.14 | 4.25 to 5.75 | 92.0 | 70 to 130 | 2.15 | 20 |
| BA17781 | Arsenic, Total | mg/L | 0.0000142 | 0.0001474 | 0.100 | 0.108 | 0.107 | 0.105 | 0.085 to 0.115 | 108 | 70 to 130 | 0.930 | 20 |
| BA17781 | Potassium, Total | mg/L | -0.0108 | 0.3674 | 10.0 | 11.2 | 11.1 | 9.84 | 8.5 to 11.5 | 102 | 70 to 130 | 0.897 | 20 |
| BA17781 | Manganese, Total | mg/L | 0.0000202 | 0.0001474 | 0.100 | 0.109 | 0.112 | 0.0986 | 0.085 to 0.115 | 99.8 | 70 to 130 | 2.71 | 20 |
| BA17785 | Calcium, Total | mg/L | 0.00161 | 0.1518 | 5.00 | 30.5 | 30.9 | 5.09 | 4.25 to 5.75 | 80.0 | 70 to 130 | 1.30 | 20 |
| BA17781 | Chromium, Total | mg/L | -0.0000021 | 0.00044 | 0.100 | 0.108 | 0.107 | 0.104 | 0.085 to 0.115 | 108 | 70 to 130 | 0.930 | 20 |
| BA17785 | Lithium, Total | mg/L | -0.0000202 | 0.0154 | 0.20 | 0.289 | 0.293 | 0.193 | 0.17 to 0.23 | 104 | 70 to 130 | 1.37 | 20 |
| BA17786 | Iron, Dissolved | mg/L | 0.000118 | 0.0176 | 0.2 | 0.282 | 0.280 | 0.194 | 0.17 to 0.23 | 91.4 | 70 to 130 | 0.712 | 20 |
| BA17781 | Barium, Total | mg/L | 0.0000099 | 0.0002 | 0.10 | 0.190 | 0.200 | 0.0989 | 0.085 to 0.115 | 98.4 | 70 to 130 | 5.13 | 20 |
| BA17781 | Selenium, Total | mg/L | 0.0000507 | 0.001 | 0.100 | 0.0197 | 0.0200 | 0.102 | 0.085 to 0.115 | 19.7 | 70 to 130 | 1.51 | 20 |
| BA17785 | Boron, Total | mg/L | 0.0000373 | 0.0650254 | 1.00 | 1.05 | 1.08 | 1.01 | 0.85 to 1.15 | 99.0 | 70 to 130 | 2.82 | 20 |
| BA17781 | Beryllium, Total | mg/L | 0.0000018 | 0.00088 | 0.100 | 0.100 | 0.101 | 0.0983 | 0.085 to 0.115 | 100 | 70 to 130 | 0.995 | 20 |
| BA17785 | Mercury, Total by CVAA | mg/L | 0.0000646 | 0.0005 | 0.004 | 0.00393 | 0.00384 | 0.00392 | 0.0034 to 0.0046 | 98.2 | 70 to 130 | 2.32 | 20 |
| BA17785 | Sodium, Total | mg/L | 0.000602 | 0.044 | 5.00 | 203 | 207 | 5.15 | 4.25 to 5.75 | 20.0 | 70 to 130 | 1.95 | 20 |
| BA17781 | Cadmium, Total | mg/L | 0.0000028 | 0.0001474 | 0.100 | 0.105 | 0.104 | 0.0989 | 0.085 to 0.115 | 105 | 70 to 130 | 0.957 | 20 |
| BA17781 | Molybdenum, Total | mg/L | 0.0000186 | 0.0001474 | 0.100 | 0.114 | 0.112 | 0.106 | 0.085 to 0.115 | 110 | 70 to 130 | 1.77 | 20 |
| BA17781 | Lead, Total | mg/L | 0.000002 | 0.0001474 | 0.100 | 0.108 | 0.108 | 0.106 | 0.085 to 0.115 | 108 | 70 to 130 | 0.00 | 20 |
| BA17781 | Antimony, Total | mg/L | 0.000175 | 0.001 | 0.100 | 0.102 | 0.104 | 0.101 | 0.085 to 0.115 | 102 | 70 to 130 | 1.94 | 20 |
| BA17785 | Iron, Total | mg/L | 0.000157 | 0.0176 | 0.2 | 9.36 | 9.39 | 0.202 | 0.17 to 0.23 | 70.0 | 70 to 130 | 0.320 | 20 |

**Comments:** The client submitted filtered samples for dissolved analysis, but no MB or LCS were submitted. Therefore, dissolved data is qualified.
LBM 10/16/20

Reported: 11/3/2020
Version: 3.1
COA_CCR

Alabama Power
General Test Laboratory
744 County Road 87, GSC #8
Calera, AL 35040

Alabama Power

# Batch QC Summary

**Customer Account:** WMWGORAP
**Sample Date:** 9/21/20 16:28
**Customer ID:**
**Delivery Date:** 9/23/20 09:36

**Description:** Gorgas Ash Pond - MW-30HA

**Laboratory ID Number:** BA17780

| Sample | Analysis | Units | MB | MB Limit | Spike | MS | Sample Duplicate | Standard | Standard Limit | Rec | Rec Limit | Prec | Prec Limit |
|---|---|---|---|---|---|---|---|---|---|---|---|---|---|
| BA17780 | Chloride | mg/L | -0.0119 | 0.50 | 10.0 | 14.0 | 3.62 | 10.6 | 9 to 11 | 106 | 80 to 120 | 4.81 | 20 |
| BA17780 | Fluoride | mg/L | 0.0208 | 0.05 | 2.50 | 3.59 | 0.865 | 2.60 | 2.25 to 2.75 | 109 | 80 to 120 | 0.806 | 20 |
| BA17781 | Solids, Dissolved | mg/L | -2.00 | 25 | | | 312 | 57.0 | 40 to 60 | | | 2.30 | 5 |
| BA17782 | Alkalinity, Total as CaCO3 | mg/L | | | | | 340 | 53.1 | 45.0 to 55.0 | | | 0.295 | 10 |
| BA17785 | Sulfate | mg/L | -0.553 | 0.50 | 500 | 716 | 252 | 19.5 | 18 to 22 | 94.8 | 80 to 120 | 4.05 | 20 |

**Comments:** The client submitted filtered samples for dissolved analysis, but no MB or LCS were submitted. Therefore, dissolved data is qualified.
LBM 10/16/20

Reported: 11/3/2020
Version: 3.1
COA_CCR

Alabama Power
General Test Laboratory
744 County Road 87, GSC #8
Calera, AL 35040

# Certificate Of Analysis

Alabama Power

**Description:** Gorgas Ash Pond - MW-31H

**Location Code:** WMWGORAP
**Collected:** 9/22/20 10:04
**Customer ID:**
**Submittal Date:** 9/23/20 09:36

**Laboratory ID Number:** BA17781

| Name | Prepared | Analyzed | Vio Spec | DF | Results | Units | MDL | RL | Q |
|---|---|---|---|---|---|---|---|---|---|
| ***Analytical Method: EPA 200.7*** | ***Analyst: RDA*** | | | | ***Preparation Method: EPA 1638*** | | | | |
| * Boron, Total | 10/5/20 10:25 | 10/7/20 11:50 | | 1.015 | Not Detected | mg/L | 0.03 | 0.1 | U |
| * Calcium, Total | 10/5/20 10:25 | 10/7/20 11:50 | | 1.015 | 5.31 | mg/L | 0.1 | 0.5 | |
| * Iron, Total | 10/5/20 10:25 | 10/7/20 11:50 | | 1.015 | 0.116 | mg/L | 0.02 | 0.05 | |
| * Lithium, Total | 10/5/20 10:25 | 10/7/20 11:50 | | 1.015 | 0.0357 | mg/L | 0.01 | 0.02 | |
| * Magnesium, Total | 10/5/20 10:25 | 10/7/20 11:50 | | 1.015 | 1.63 | mg/L | 0.1 | 0.5 | |
| * Sodium, Total | 10/5/20 10:25 | 10/7/20 12:24 | | 10.15 | 118 | mg/L | 1.015 | 5.075 | |
| ***Analytical Method: EPA 200.7*** | ***Analyst: RDA*** | | | | | | | | |
| * Iron, Dissolved | 10/5/20 11:33 | 10/6/20 10:10 | | 1.015 | Not Detected | mg/L | 0.02 | 0.05 | U |
| ***Analytical Method: EPA 200.8*** | ***Analyst: DLJ*** | | | | ***Preparation Method: EPA 1638*** | | | | |
| * Antimony, Total | 9/28/20 11:12 | 9/29/20 18:51 | | 1.015 | Not Detected | mg/L | 0.0008 | 0.003 | U |
| * Arsenic, Total | 9/28/20 11:12 | 9/29/20 18:51 | | 1.015 | Not Detected | mg/L | 0.001 | 0.005 | U |
| * Barium, Total | 9/28/20 11:12 | 10/1/20 13:25 | | 1.015 | 0.0916 | mg/L | 0.002 | 0.01 | |
| * Beryllium, Total | 9/28/20 11:12 | 9/29/20 18:51 | | 1.015 | Not Detected | mg/L | 0.0006 | 0.003 | U |
| * Cadmium, Total | 9/28/20 11:12 | 9/29/20 18:51 | | 1.015 | Not Detected | mg/L | 0.0003 | 0.001 | U |
| * Chromium, Total | 9/28/20 11:12 | 9/29/20 18:51 | | 1.015 | Not Detected | mg/L | 0.002 | 0.01 | U |
| * Cobalt, Total | 9/28/20 11:12 | 9/29/20 18:51 | | 1.015 | Not Detected | mg/L | 0.002 | 0.005 | U |
| * Lead, Total | 9/28/20 11:12 | 9/29/20 18:51 | | 1.015 | Not Detected | mg/L | 0.001 | 0.005 | U |
| * Molybdenum, Total | 9/28/20 11:12 | 9/29/20 18:51 | | 1.015 | 0.00438 | mg/L | 0.002 | 0.01 | J |
| * Potassium, Total | 9/28/20 11:12 | 9/29/20 18:51 | | 1.015 | 0.982 | mg/L | 0.3 | 2.5 | J |
| * Manganese, Total | 9/28/20 11:12 | 9/29/20 18:51 | | 1.015 | 0.00919 | mg/L | 0.001 | 0.005 | |
| * Selenium, Total | 9/28/20 11:12 | 9/29/20 18:51 | | 1.015 | Not Detected | mg/L | 0.002 | 0.01 | U |
| * Thallium, Total | 9/28/20 11:12 | 9/29/20 18:51 | | 1.015 | Not Detected | mg/L | 0.0002 | 0.001 | U |
| ***Analytical Method: EPA 200.8*** | ***Analyst: DLJ*** | | | | | | | | |
| * Manganese, Dissolved | 9/28/20 09:17 | 9/29/20 14:03 | | 1.015 | 0.00745 | mg/L | 0.001 | 0.005 | |
| ***Analytical Method: EPA 245.1*** | ***Analyst: GAS*** | | | | | | | | |
| * Mercury, Total by CVAA | 9/30/20 12:24 | 10/2/20 10:09 | | 1 | Not Detected | mg/L | 0.0003 | 0.0005 | U |
| ***Analytical Method: SM 2320 B*** | ***Analyst: JAG*** | | | | | | | | |
| Alkalinity, Total as CaCO3 | 9/29/20 10:00 | 9/29/20 11:20 | | 1 | 211 | mg/L | | 0.1 | |
| ***Analytical Method: SM 2540C*** | ***Analyst: TJW*** | | | | | | | | |
| * Solids, Dissolved | 9/23/20 12:59 | 9/25/20 10:00 | | 1 | 298 | mg/L | | 25 | |

MDL's and RL's are adjusted for sample dilution, as applicable

**Comments:** The client submitted filtered samples for dissolved analysis, but no MB or LCS were submitted. Therefore, dissolved data is qualified. Selenium MS & MSD recovery was outside of acceptable limits. Serial Dilution test and post digestion spike was performed. Matrix issue is suspected. LBM 10/16/20

Reported: 11/3/2020
Version: 3.1
COA_CCR

Alabama Power
General Test Laboratory
744 County Road 87, GSC #8
Calera, AL 35040

# *Certificate Of Analysis*

Alabama Power

**Description:** Gorgas Ash Pond - MW-31H

**Location Code:** WMWGORAP
**Collected:** 9/22/20 10:04
**Customer ID:**
**Submittal Date:** 9/23/20 09:36

**Laboratory ID Number:** BA17781

| Name | Prepared | Analyzed | Vio Spec | DF | Results | Units | MDL | RL | Q |
|---|---|---|---|---|---|---|---|---|---|
| ***Analytical Method: SM 4500CO2 D*** | ***Analyst: JAG*** | | | | | | | | |
| Bicarbonate Alkalinity, (calc.) | 9/29/20 10:00 | 9/29/20 11:20 | | 1 | 200 | mg/L | | | |
| Carbonate Alkalinity, (calc.) | 9/29/20 10:00 | 9/29/20 11:20 | | 1 | 10.6 | mg/L | | | |
| ***Analytical Method: SM4500Cl E*** | ***Analyst: JCC*** | | | | | | | | |
| * Chloride | 9/25/20 13:49 | 9/25/20 13:49 | | 2 | 27.3 | mg/L | 1.00 | 2 | |
| ***Analytical Method: SM4500F G 2017*** | ***Analyst: JCC*** | | | | | | | | |
| * Fluoride | 9/28/20 12:24 | 9/28/20 12:24 | | 1 | 0.148 | mg/L | 0.06 | 0.1 | |
| ***Analytical Method: SM4500SO4 E 2011*** | ***Analyst: JCC*** | | | | | | | | |
| * Sulfate | 9/24/20 10:51 | 9/24/20 10:51 | | 1 | 22.1 | mg/L | 0.50 | 1 | |
| ***Analytical Method: Field Measurements*** | ***Analyst: DKG*** | | | | | | | | |
| Conductivity | 9/22/20 10:00 | 9/22/20 10:00 | | | 446.36 | uS/cm | | | FA |
| pH | 9/22/20 10:00 | 9/22/20 10:00 | | | 8.76 | SU | | | FA |
| Temperature | 9/22/20 10:00 | 9/22/20 10:00 | | | 17.92 | C | | | FA |
| Turbidity | 9/22/20 10:00 | 9/22/20 10:00 | | | 2.77 | NTU | | | FA |

MDL's and RL's are adjusted for sample dilution, as applicable

**Comments:** The client submitted filtered samples for dissolved analysis, but no MB or LCS were submitted. Therefore, dissolved data is qualified. Selenium MS & MSD recovery was outside of acceptable limits. Serial Dilution test and post digestion spike was performed. Matrix issue is suspected. LBM 10/16/20

Reported: 11/3/2020
Version: 3.1
COA_CCR

Alabama Power
General Test Laboratory
744 County Road 87, GSC #8
Calera, AL 35040

# Batch QC Summary

Alabama Power

**Customer Account:** WMWGORAP
**Sample Date:** 9/22/20 10:04
**Customer ID:**
**Delivery Date:** 9/23/20 09:36

**Description**: Gorgas Ash Pond - MW-31H

**Laboratory ID Number:** BA17781

| Sample | Analysis | Units | MB | MB Limit | Spike | MS | MSD | Standard | Standard Limit | Rec | Rec Limit | Prec | Prec Limit |
|---|---|---|---|---|---|---|---|---|---|---|---|---|---|
| BA17781 | Cobalt, Total | mg/L | -0.0000107 | 0.0001474 | 0.100 | 0.113 | 0.110 | 0.106 | 0.085 to 0.115 | 113 | 70 to 130 | 2.69 | 20 |
| BA17781 | Thallium, Total | mg/L | 0.0000071 | 0.0001474 | 0.100 | 0.104 | 0.102 | 0.101 | 0.085 to 0.115 | 104 | 70 to 130 | 1.94 | 20 |
| BA17783 | Manganese, Dissolved | mg/L | -0.0000116 | 0.0001474 | 0.10 | 0.118 | 0.109 | 0.101 | 0.085 to 0.115 | 105 | 70 to 130 | 7.93 | 20 |
| BA17785 | Magnesium, Total | mg/L | -0.00102 | 0.0462 | 5.00 | 13.8 | 14.1 | 5.14 | 4.25 to 5.75 | 92.0 | 70 to 130 | 2.15 | 20 |
| BA17781 | Cadmium, Total | mg/L | 0.0000028 | 0.0001474 | 0.100 | 0.105 | 0.104 | 0.0989 | 0.085 to 0.115 | 105 | 70 to 130 | 0.957 | 20 |
| BA17781 | Molybdenum, Total | mg/L | 0.0000186 | 0.0001474 | 0.100 | 0.114 | 0.112 | 0.106 | 0.085 to 0.115 | 110 | 70 to 130 | 1.77 | 20 |
| BA17781 | Lead, Total | mg/L | 0.000002 | 0.0001474 | 0.100 | 0.108 | 0.108 | 0.106 | 0.085 to 0.115 | 108 | 70 to 130 | 0.00 | 20 |
| BA17781 | Antimony, Total | mg/L | 0.000175 | 0.001 | 0.100 | 0.102 | 0.104 | 0.101 | 0.085 to 0.115 | 102 | 70 to 130 | 1.94 | 20 |
| BA17785 | Iron, Total | mg/L | 0.000157 | 0.0176 | 0.2 | 9.36 | 9.39 | 0.202 | 0.17 to 0.23 | 70.0 | 70 to 130 | 0.320 | 20 |
| BA17781 | Chromium, Total | mg/L | -0.0000021 | 0.00044 | 0.100 | 0.108 | 0.107 | 0.104 | 0.085 to 0.115 | 108 | 70 to 130 | 0.930 | 20 |
| BA17785 | Lithium, Total | mg/L | -0.0000202 | 0.0154 | 0.20 | 0.289 | 0.293 | 0.193 | 0.17 to 0.23 | 104 | 70 to 130 | 1.37 | 20 |
| BA17786 | Iron, Dissolved | mg/L | 0.000118 | 0.0176 | 0.2 | 0.282 | 0.280 | 0.194 | 0.17 to 0.23 | 91.4 | 70 to 130 | 0.712 | 20 |
| BA17781 | Beryllium, Total | mg/L | 0.0000018 | 0.00088 | 0.100 | 0.100 | 0.101 | 0.0983 | 0.085 to 0.115 | 100 | 70 to 130 | 0.995 | 20 |
| BA17785 | Mercury, Total by CVAA | mg/L | 0.0000646 | 0.0005 | 0.004 | 0.00393 | 0.00384 | 0.00392 | 0.0034 to 0.0046 | 98.2 | 70 to 130 | 2.32 | 20 |
| BA17785 | Sodium, Total | mg/L | 0.000602 | 0.044 | 5.00 | 203 | 207 | 5.15 | 4.25 to 5.75 | 20.0 | 70 to 130 | 1.95 | 20 |
| BA17781 | Barium, Total | mg/L | 0.0000099 | 0.0002 | 0.10 | 0.190 | 0.200 | 0.0989 | 0.085 to 0.115 | 98.4 | 70 to 130 | 5.13 | 20 |
| BA17781 | Selenium, Total | mg/L | 0.0000507 | 0.001 | 0.100 | 0.0197 | 0.0200 | 0.102 | 0.085 to 0.115 | 19.7 | 70 to 130 | 1.51 | 20 |
| BA17785 | Boron, Total | mg/L | 0.0000373 | 0.0650254 | 1.00 | 1.05 | 1.08 | 1.01 | 0.85 to 1.15 | 99.0 | 70 to 130 | 2.82 | 20 |
| BA17781 | Arsenic, Total | mg/L | 0.0000142 | 0.0001474 | 0.100 | 0.108 | 0.107 | 0.105 | 0.085 to 0.115 | 108 | 70 to 130 | 0.930 | 20 |
| BA17781 | Potassium, Total | mg/L | -0.0108 | 0.3674 | 10.0 | 11.2 | 11.1 | 9.84 | 8.5 to 11.5 | 102 | 70 to 130 | 0.897 | 20 |
| BA17781 | Manganese, Total | mg/L | 0.0000202 | 0.0001474 | 0.100 | 0.109 | 0.112 | 0.0986 | 0.085 to 0.115 | 99.8 | 70 to 130 | 2.71 | 20 |
| BA17785 | Calcium, Total | mg/L | 0.00161 | 0.1518 | 5.00 | 30.5 | 30.9 | 5.09 | 4.25 to 5.75 | 80.0 | 70 to 130 | 1.30 | 20 |

**Comments:** The client submitted filtered samples for dissolved analysis, but no MB or LCS were submitted. Therefore, dissolved data is qualified. Selenium MS & MSD recovery was outside of acceptable limits. Serial Dilution test and post digestion spike was performed. Matrix issue is suspected. LBM 10/16/20

Reported: 11/3/2020
Version: 3.1
COA_CCR

Alabama Power
General Test Laboratory
744 County Road 87, GSC #8
Calera, AL 35040

Alabama Power

# Batch QC Summary

**Customer Account:** WMWGORAP
**Sample Date:** 9/22/20 10:04
**Customer ID:**
**Delivery Date:** 9/23/20 09:36

**Description:** Gorgas Ash Pond - MW-31H

**Laboratory ID Number:** BA17781

| Sample | Analysis | Units | MB | MB Limit | Spike | MS | Sample Duplicate | Standard | Standard Limit | Rec | Rec Limit | Prec | Prec Limit |
|---|---|---|---|---|---|---|---|---|---|---|---|---|---|
| BA17790 | Fluoride | mg/L | 0.0227 | 0.05 | 2.50 | 2.72 | 0.122 | 2.58 | 2.25 to 2.75 | 104 | 80 to 120 | 0.823 | 20 |
| BA17782 | Alkalinity, Total as CaCO3 | mg/L | | | | | 340 | 53.1 | 45.0 to 55.0 | | | 0.295 | 10 |
| BA17785 | Sulfate | mg/L | -0.553 | 0.50 | 500 | 716 | 252 | 19.5 | 18 to 22 | 94.8 | 80 to 120 | 4.05 | 20 |
| BA17781 | Solids, Dissolved | mg/L | -2.00 | 25 | | | 312 | 57.0 | 40 to 60 | | | 2.30 | 5 |
| BA17790 | Chloride | mg/L | 0.00869 | 0.50 | 10.0 | 17.1 | 7.16 | 10.6 | 9 to 11 | 100 | 80 to 120 | 1.26 | 20 |

**Comments:** The client submitted filtered samples for dissolved analysis, but no MB or LCS were submitted. Therefore, dissolved data is qualified. Selenium MS & MSD recovery was outside of acceptable limits. Serial Dilution test and post digestion spike was performed. Matrix issue is suspected. LBM 10/16/20

Alabama Power
General Test Laboratory
744 County Road 87, GSC #8
Calera, AL 35040

# Certificate Of Analysis

Alabama Power

**Description:** Gorgas Ash Pond - MW-43H

**Location Code:** WMWGORAP
**Collected:** 9/22/20 11:30
**Customer ID:**
**Submittal Date:** 9/23/20 09:36

**Laboratory ID Number:** BA17782

| Name | Prepared | Analyzed | Vio Spec | DF | Results | Units | MDL | RL | Q |
|---|---|---|---|---|---|---|---|---|---|
| ***Analytical Method: EPA 200.7*** | ***Analyst: RDA*** | | | | ***Preparation Method: EPA 1638*** | | | | |
| * Boron, Total | 10/5/20 10:25 | 10/7/20 11:54 | | 1.015 | 0.120 | mg/L | 0.03 | 0.1 | |
| * Calcium, Total | 10/5/20 10:25 | 10/7/20 11:54 | | 1.015 | 2.82 | mg/L | 0.1 | 0.5 | |
| * Iron, Total | 10/5/20 10:25 | 10/7/20 11:54 | | 1.015 | 0.134 | mg/L | 0.02 | 0.05 | |
| * Lithium, Total | 10/5/20 10:25 | 10/7/20 11:54 | | 1.015 | 0.0587 | mg/L | 0.01 | 0.02 | |
| * Magnesium, Total | 10/5/20 10:25 | 10/7/20 11:54 | | 1.015 | 0.699 | mg/L | 0.1 | 0.5 | |
| * Sodium, Total | 10/5/20 10:25 | 10/7/20 12:27 | | 10.15 | 327 | mg/L | 1.015 | 5.075 | |
| ***Analytical Method: EPA 200.7*** | ***Analyst: RDA*** | | | | | | | | |
| * Iron, Dissolved | 10/5/20 11:33 | 10/6/20 10:13 | | 1.015 | Not Detected | mg/L | 0.02 | 0.05 | U |
| ***Analytical Method: EPA 200.8*** | ***Analyst: DLJ*** | | | | ***Preparation Method: EPA 1638*** | | | | |
| * Antimony, Total | 9/28/20 11:12 | 9/29/20 19:12 | | 1.015 | Not Detected | mg/L | 0.0008 | 0.003 | U |
| * Arsenic, Total | 9/28/20 11:12 | 9/29/20 19:12 | | 1.015 | 0.00390 | mg/L | 0.001 | 0.005 | J |
| * Barium, Total | 9/28/20 11:12 | 10/1/20 13:53 | | 1.015 | 0.0921 | mg/L | 0.002 | 0.01 | |
| * Beryllium, Total | 9/28/20 11:12 | 9/29/20 19:12 | | 1.015 | Not Detected | mg/L | 0.0006 | 0.003 | U |
| * Cadmium, Total | 9/28/20 11:12 | 9/29/20 19:12 | | 1.015 | Not Detected | mg/L | 0.0003 | 0.001 | U |
| * Chromium, Total | 9/28/20 11:12 | 9/29/20 19:12 | | 1.015 | Not Detected | mg/L | 0.002 | 0.01 | U |
| * Cobalt, Total | 9/28/20 11:12 | 9/29/20 19:12 | | 1.015 | Not Detected | mg/L | 0.002 | 0.005 | U |
| * Lead, Total | 9/28/20 11:12 | 9/29/20 19:12 | | 1.015 | Not Detected | mg/L | 0.001 | 0.005 | U |
| * Molybdenum, Total | 9/28/20 11:12 | 9/29/20 19:12 | | 1.015 | Not Detected | mg/L | 0.002 | 0.01 | U |
| * Potassium, Total | 9/28/20 11:12 | 9/29/20 19:12 | | 1.015 | 1.12 | mg/L | 0.3 | 2.5 | J |
| * Manganese, Total | 9/28/20 11:12 | 9/29/20 19:12 | | 1.015 | 0.00547 | mg/L | 0.001 | 0.005 | |
| * Selenium, Total | 9/28/20 11:12 | 9/29/20 19:12 | | 1.015 | Not Detected | mg/L | 0.002 | 0.01 | U |
| * Thallium, Total | 9/28/20 11:12 | 9/29/20 19:12 | | 1.015 | Not Detected | mg/L | 0.0002 | 0.001 | U |
| ***Analytical Method: EPA 200.8*** | ***Analyst: DLJ*** | | | | | | | | |
| * Manganese, Dissolved | 9/28/20 09:17 | 9/29/20 14:05 | | 1.015 | 0.00359 | mg/L | 0.001 | 0.005 | J |
| ***Analytical Method: EPA 245.1*** | ***Analyst: GAS*** | | | | | | | | |
| * Mercury, Total by CVAA | 9/30/20 12:24 | 10/2/20 10:12 | | 1 | Not Detected | mg/L | 0.0003 | 0.0005 | U |
| ***Analytical Method: SM 2320 B*** | ***Analyst: JAG*** | | | | | | | | |
| Alkalinity, Total as CaCO3 | 9/29/20 10:00 | 9/29/20 11:20 | | 1 | 339 | mg/L | | 0.1 | |
| ***Analytical Method: SM 2540C*** | ***Analyst: TJW*** | | | | | | | | |
| * Solids, Dissolved | 9/23/20 12:59 | 9/25/20 10:00 | | 1 | 910 | mg/L | | 83.3 | |

MDL's and RL's are adjusted for sample dilution, as applicable

**Comments:** The client submitted filtered samples for dissolved analysis, but no MB or LCS were submitted. Therefore, dissolved data is qualified.
LBM 10/16/20

Alabama Power
General Test Laboratory
744 County Road 87, GSC #8
Calera, AL 35040

# *Certificate Of Analysis*

Alabama Power

**Description:** Gorgas Ash Pond - MW-43H

**Location Code:** WMWGORAP
**Collected:** 9/22/20 11:30
**Customer ID:**
**Submittal Date:** 9/23/20 09:36

**Laboratory ID Number:** BA17782

| Name | Prepared | Analyzed | Vio Spec | DF | Results | Units | MDL | RL | Q |
|---|---|---|---|---|---|---|---|---|---|
| ***Analytical Method: SM 4500CO2 D*** | ***Analyst: JAG*** | | | | | | | | |
| Bicarbonate Alkalinity, (calc.) | 9/29/20 10:00 | 9/29/20 11:20 | | 1 | 326 | mg/L | | | |
| Carbonate Alkalinity, (calc.) | 9/29/20 10:00 | 9/29/20 11:20 | | 1 | 12.8 | mg/L | | | |
| ***Analytical Method: SM4500Cl E*** | ***Analyst: JCC*** | | | | | | | | |
| * Chloride | 9/25/20 13:50 | 9/25/20 13:50 | | 8 | 78.0 | mg/L | 4.00 | 8 | |
| ***Analytical Method: SM4500F G 2017*** | ***Analyst: JCC*** | | | | | | | | |
| * Fluoride | 9/28/20 12:23 | 9/28/20 12:23 | | 1 | 0.216 | mg/L | 0.06 | 0.1 | |
| ***Analytical Method: SM4500SO4 E 2011*** | ***Analyst: JCC*** | | | | | | | | |
| * Sulfate | 9/24/20 10:53 | 9/24/20 10:53 | | 16 | 269 | mg/L | 8.00 | 16 | |
| ***Analytical Method: Field Measurements*** | ***Analyst: DKG*** | | | | | | | | |
| Conductivity | 9/22/20 11:27 | 9/22/20 11:27 | | | 1333.27 | uS/cm | | | FA |
| pH | 9/22/20 11:27 | 9/22/20 11:27 | | | 8.66 | SU | | | FA |
| Temperature | 9/22/20 11:27 | 9/22/20 11:27 | | | 18.92 | C | | | FA |
| Turbidity | 9/22/20 11:27 | 9/22/20 11:27 | | | 2.86 | NTU | | | FA |

MDL's and RL's are adjusted for sample dilution, as applicable

**Comments:** The client submitted filtered samples for dissolved analysis, but no MB or LCS were submitted. Therefore, dissolved data is qualified.
LBM 10/16/20

Reported: 11/3/2020
Version: 3.1
COA_CCR

Alabama Power
General Test Laboratory
744 County Road 87, GSC #8
Calera, AL 35040

# Batch QC Summary

Alabama Power

**Customer Account:** WMWGORAP
**Sample Date:** 9/22/20 11:30
**Customer ID:**
**Delivery Date:** 9/23/20 09:36

**Description**: Gorgas Ash Pond - MW-43H

**Laboratory ID Number:** BA17782

| Sample | Analysis | Units | MB | MB Limit | Spike | MS | MSD | Standard | Standard Limit | Rec | Rec Limit | Prec | Prec Limit |
|---|---|---|---|---|---|---|---|---|---|---|---|---|---|
| BA17791 | Arsenic, Total | mg/L | 0.0000107 | 0.0001474 | 0.100 | 0.115 | 0.115 | 0.109 | 0.085 to 0.115 | 106 | 70 to 130 | 0.00 | 20 |
| BA17785 | Calcium, Total | mg/L | 0.00161 | 0.1518 | 5.00 | 30.5 | 30.9 | 5.09 | 4.25 to 5.75 | 80.0 | 70 to 130 | 1.30 | 20 |
| BA17785 | Boron, Total | mg/L | 0.0000373 | 0.0650254 | 1.00 | 1.05 | 1.08 | 1.01 | 0.85 to 1.15 | 99.0 | 70 to 130 | 2.82 | 20 |
| BA17791 | Barium, Total | mg/L | -0.0000107 | 0.0002 | 0.10 | 0.122 | 0.125 | 0.105 | 0.085 to 0.115 | 98.3 | 70 to 130 | 2.43 | 20 |
| BA17783 | Manganese, Dissolved | mg/L | -0.0000116 | 0.0001474 | 0.10 | 0.118 | 0.109 | 0.101 | 0.085 to 0.115 | 105 | 70 to 130 | 7.93 | 20 |
| BA17785 | Magnesium, Total | mg/L | -0.00102 | 0.0462 | 5.00 | 13.8 | 14.1 | 5.14 | 4.25 to 5.75 | 92.0 | 70 to 130 | 2.15 | 20 |
| BA17785 | Lithium, Total | mg/L | -0.0000202 | 0.0154 | 0.20 | 0.289 | 0.293 | 0.193 | 0.17 to 0.23 | 104 | 70 to 130 | 1.37 | 20 |
| BA17786 | Iron, Dissolved | mg/L | 0.000118 | 0.0176 | 0.2 | 0.282 | 0.280 | 0.194 | 0.17 to 0.23 | 91.4 | 70 to 130 | 0.712 | 20 |
| BA17785 | Iron, Total | mg/L | 0.000157 | 0.0176 | 0.2 | 9.36 | 9.39 | 0.202 | 0.17 to 0.23 | 70.0 | 70 to 130 | 0.320 | 20 |
| BA17791 | Cobalt, Total | mg/L | -0.0000107 | 0.0001474 | 0.100 | 0.104 | 0.106 | 0.109 | 0.085 to 0.115 | 104 | 70 to 130 | 1.90 | 20 |
| BA17791 | Potassium, Total | mg/L | 0.000035 | 0.3674 | 10.0 | 11.7 | 12.0 | 10.2 | 8.5 to 11.5 | 95.0 | 70 to 130 | 2.53 | 20 |
| BA17791 | Manganese, Total | mg/L | 0.0000162 | 0.0001474 | 0.100 | 1.11 | 1.12 | 0.101 | 0.085 to 0.115 | -20.0 | 70 to 130 | 0.897 | 20 |
| BA17791 | Selenium, Total | mg/L | 0.0000583 | 0.001 | 0.100 | 0.101 | 0.103 | 0.105 | 0.085 to 0.115 | 101 | 70 to 130 | 1.96 | 20 |
| BA17785 | Mercury, Total by CVAA | mg/L | 0.0000646 | 0.0005 | 0.004 | 0.00393 | 0.00384 | 0.00392 | 0.0034 to 0.0046 | 98.2 | 70 to 130 | 2.32 | 20 |
| BA17785 | Sodium, Total | mg/L | 0.000602 | 0.044 | 5.00 | 203 | 207 | 5.15 | 4.25 to 5.75 | 20.0 | 70 to 130 | 1.95 | 20 |
| BA17791 | Beryllium, Total | mg/L | 0.000003 | 0.00088 | 0.100 | 0.0966 | 0.0940 | 0.0992 | 0.085 to 0.115 | 96.6 | 70 to 130 | 2.73 | 20 |
| BA17791 | Cadmium, Total | mg/L | 0.00000 | 0.0001474 | 0.100 | 0.0996 | 0.0994 | 0.104 | 0.085 to 0.115 | 99.6 | 70 to 130 | 0.201 | 20 |
| BA17791 | Chromium, Total | mg/L | 0.0000326 | 0.00044 | 0.100 | 0.103 | 0.105 | 0.106 | 0.085 to 0.115 | 103 | 70 to 130 | 1.92 | 20 |
| BA17791 | Lead, Total | mg/L | 0.0000065 | 0.0001474 | 0.100 | 0.106 | 0.107 | 0.109 | 0.085 to 0.115 | 106 | 70 to 130 | 0.939 | 20 |
| BA17791 | Thallium, Total | mg/L | 0.0000087 | 0.0001474 | 0.100 | 0.104 | 0.106 | 0.105 | 0.085 to 0.115 | 104 | 70 to 130 | 1.90 | 20 |
| BA17791 | Molybdenum, Total | mg/L | 0.0000171 | 0.0001474 | 0.100 | 0.108 | 0.108 | 0.107 | 0.085 to 0.115 | 108 | 70 to 130 | 0.00 | 20 |
| BA17791 | Antimony, Total | mg/L | 0.000272 | 0.001 | 0.100 | 0.104 | 0.104 | 0.101 | 0.085 to 0.115 | 104 | 70 to 130 | 0.00 | 20 |

**Comments:** The client submitted filtered samples for dissolved analysis, but no MB or LCS were submitted. Therefore, dissolved data is qualified.
LBM 10/16/20

Reported: 11/3/2020
Version: 3.1
COA_CCR

Alabama Power
General Test Laboratory
744 County Road 87, GSC #8
Calera, AL 35040

Alabama Power

# Batch QC Summary

**Customer Account:** WMWGORAP
**Sample Date:** 9/22/20 11:30
**Customer ID:**
**Delivery Date:** 9/23/20 09:36

**Description:** Gorgas Ash Pond - MW-43H

**Laboratory ID Number:** BA17782

| Sample | Analysis | Units | MB | MB Limit | Spike | MS | Sample Duplicate | Standard | Standard Limit | Rec | Rec Limit | Prec | Prec Limit |
|---|---|---|---|---|---|---|---|---|---|---|---|---|---|
| BA17790 | Fluoride | mg/L | 0.0227 | 0.05 | 2.50 | 2.72 | 0.122 | 2.58 | 2.25 to 2.75 | 104 | 80 to 120 | 0.823 | 20 |
| BA17782 | Alkalinity, Total as CaCO3 | mg/L | | | | | 340 | 53.1 | 45.0 to 55.0 | | | 0.295 | 10 |
| BA17785 | Sulfate | mg/L | -0.553 | 0.50 | 500 | 716 | 252 | 19.5 | 18 to 22 | 94.8 | 80 to 120 | 4.05 | 20 |
| BA17790 | Chloride | mg/L | 0.00869 | 0.50 | 10.0 | 17.1 | 7.16 | 10.6 | 9 to 11 | 100 | 80 to 120 | 1.26 | 20 |
| BA17797 | Solids, Dissolved | mg/L | -2.00 | 25 | | | 1290 | 57.0 | 40 to 60 | | | 0.769 | 5 |

**Comments:** The client submitted filtered samples for dissolved analysis, but no MB or LCS were submitted. Therefore, dissolved data is qualified.
LBM 10/16/20

Reported: 11/3/2020
Version: 3.1
COA_CCR

Alabama Power
General Test Laboratory
744 County Road 87, GSC #8
Calera, AL 35040

# Certificate Of Analysis

Alabama Power

**Description:** Gorgas Ash Pond - MW-28H

**Location Code:** WMWGORAP
**Collected:** 9/22/20 13:04
**Customer ID:**
**Submittal Date:** 9/23/20 09:36

**Laboratory ID Number:** BA17783

| Name | Prepared | Analyzed | Vio Spec | DF | Results | Units | MDL | RL | Q |
|---|---|---|---|---|---|---|---|---|---|
| ***Analytical Method: EPA 200.7*** | ***Analyst: RDA*** | | | | ***Preparation Method: EPA 1638*** | | | | |
| * Boron, Total | 10/5/20 10:25 | 10/7/20 11:57 | | 1.015 | 0.0728 | mg/L | 0.03 | 0.1 | J |
| * Calcium, Total | 10/5/20 10:25 | 10/7/20 11:57 | | 1.015 | 2.37 | mg/L | 0.1 | 0.5 | |
| * Iron, Total | 10/5/20 10:25 | 10/7/20 11:57 | | 1.015 | 0.285 | mg/L | 0.02 | 0.05 | |
| * Lithium, Total | 10/5/20 10:25 | 10/7/20 11:57 | | 1.015 | 0.0574 | mg/L | 0.01 | 0.02 | |
| * Magnesium, Total | 10/5/20 10:25 | 10/7/20 11:57 | | 1.015 | 0.651 | mg/L | 0.1 | 0.5 | |
| * Sodium, Total | 10/5/20 10:25 | 10/7/20 12:31 | | 10.15 | 200 | mg/L | 1.015 | 5.075 | |
| ***Analytical Method: EPA 200.7*** | ***Analyst: RDA*** | | | | | | | | |
| * Iron, Dissolved | 10/5/20 11:33 | 10/6/20 10:16 | | 1.015 | 0.101 | mg/L | 0.02 | 0.05 | |
| ***Analytical Method: EPA 200.8*** | ***Analyst: DLJ*** | | | | ***Preparation Method: EPA 1638*** | | | | |
| * Antimony, Total | 9/28/20 11:12 | 9/29/20 19:14 | | 1.015 | Not Detected | mg/L | 0.0008 | 0.003 | U |
| * Arsenic, Total | 9/28/20 11:12 | 9/29/20 19:14 | | 1.015 | 0.00112 | mg/L | 0.001 | 0.005 | J |
| * Barium, Total | 9/28/20 11:12 | 10/1/20 13:56 | | 1.015 | 0.0385 | mg/L | 0.002 | 0.01 | |
| * Beryllium, Total | 9/28/20 11:12 | 9/29/20 19:14 | | 1.015 | Not Detected | mg/L | 0.0006 | 0.003 | U |
| * Cadmium, Total | 9/28/20 11:12 | 9/29/20 19:14 | | 1.015 | Not Detected | mg/L | 0.0003 | 0.001 | U |
| * Chromium, Total | 9/28/20 11:12 | 9/29/20 19:14 | | 1.015 | Not Detected | mg/L | 0.002 | 0.01 | U |
| * Cobalt, Total | 9/28/20 11:12 | 9/29/20 19:14 | | 1.015 | Not Detected | mg/L | 0.002 | 0.005 | U |
| * Lead, Total | 9/28/20 11:12 | 9/29/20 19:14 | | 1.015 | Not Detected | mg/L | 0.001 | 0.005 | U |
| * Molybdenum, Total | 9/28/20 11:12 | 9/29/20 19:14 | | 1.015 | 0.00616 | mg/L | 0.002 | 0.01 | J |
| * Potassium, Total | 9/28/20 11:12 | 9/29/20 19:14 | | 1.015 | 1.59 | mg/L | 0.3 | 2.5 | J |
| * Manganese, Total | 9/28/20 11:12 | 9/29/20 19:14 | | 1.015 | 0.0145 | mg/L | 0.001 | 0.005 | |
| * Selenium, Total | 9/28/20 11:12 | 9/29/20 19:14 | | 1.015 | Not Detected | mg/L | 0.002 | 0.01 | U |
| * Thallium, Total | 9/28/20 11:12 | 9/29/20 19:14 | | 1.015 | Not Detected | mg/L | 0.0002 | 0.001 | U |
| ***Analytical Method: EPA 200.8*** | ***Analyst: DLJ*** | | | | | | | | |
| * Manganese, Dissolved | 9/28/20 09:17 | 9/29/20 14:08 | | 1.015 | 0.0126 | mg/L | 0.001 | 0.005 | |
| ***Analytical Method: EPA 245.1*** | ***Analyst: GAS*** | | | | | | | | |
| * Mercury, Total by CVAA | 9/30/20 12:24 | 10/2/20 10:14 | | 1 | Not Detected | mg/L | 0.0003 | 0.0005 | U |
| ***Analytical Method: SM 2320 B*** | ***Analyst: JAG*** | | | | | | | | |
| Alkalinity, Total as CaCO3 | 10/1/20 13:25 | 10/1/20 14:30 | | 1 | 345 | mg/L | | 0.1 | |
| ***Analytical Method: SM 2540C*** | ***Analyst: TJW*** | | | | | | | | |
| * Solids, Dissolved | 9/25/20 13:30 | 9/29/20 08:00 | | 1 | 456 | mg/L | | 25 | |

MDL's and RL's are adjusted for sample dilution, as applicable

**Comments:** The client submitted filtered samples for dissolved analysis, but no MB or LCS were submitted. Therefore, dissolved data is qualified.
LBM 10/16/20

Reported: 11/3/2020
Version: 3.1
COA_CCR

Alabama Power
General Test Laboratory
744 County Road 87, GSC #8
Calera, AL 35040

# *Certificate Of Analysis*

Alabama Power

**Description:** Gorgas Ash Pond - MW-28H

**Location Code:** WMWGORAP
**Collected:** 9/22/20 13:04
**Customer ID:**
**Submittal Date:** 9/23/20 09:36

**Laboratory ID Number:** BA17783

| Name | Prepared | Analyzed | Vio Spec | DF | Results | Units | MDL | RL | Q |
|---|---|---|---|---|---|---|---|---|---|
| ***Analytical Method: SM 4500CO2 D*** | ***Analyst: JAG*** | | | | | | | | |
| Bicarbonate Alkalinity, (calc.) | 10/1/20 13:25 | 10/1/20 14:30 | | 1 | 336 | mg/L | | | |
| Carbonate Alkalinity, (calc.) | 10/1/20 13:25 | 10/1/20 14:30 | | 1 | 9.10 | mg/L | | | |
| ***Analytical Method: SM4500Cl E*** | ***Analyst: JCC*** | | | | | | | | |
| * Chloride | 9/25/20 13:39 | 9/25/20 13:39 | | 1 | 12.2 | mg/L | 0.50 | 1 | |
| ***Analytical Method: SM4500F G 2017*** | ***Analyst: JCC*** | | | | | | | | |
| * Fluoride | 9/28/20 12:26 | 9/28/20 12:26 | | 1 | 0.181 | mg/L | 0.06 | 0.1 | |
| ***Analytical Method: SM4500SO4 E 2011*** | ***Analyst: JCC*** | | | | | | | | |
| * Sulfate | 9/24/20 10:54 | 9/24/20 10:54 | | 1 | 10.5 | mg/L | 0.50 | 1 | |
| ***Analytical Method: Field Measurements*** | ***Analyst: DKG*** | | | | | | | | |
| Conductivity | 9/22/20 13:01 | 9/22/20 13:01 | | | 692.86 | uS/cm | | | FA |
| pH | 9/22/20 13:01 | 9/22/20 13:01 | | | 8.24 | SU | | | FA |
| Temperature | 9/22/20 13:01 | 9/22/20 13:01 | | | 18.97 | C | | | FA |
| Turbidity | 9/22/20 13:01 | 9/22/20 13:01 | | | 2.97 | NTU | | | FA |

MDL's and RL's are adjusted for sample dilution, as applicable

**Comments:** The client submitted filtered samples for dissolved analysis, but no MB or LCS were submitted. Therefore, dissolved data is qualified.
LBM 10/16/20

Reported: 11/3/2020
Version: 3.1
COA_CCR

Alabama Power
General Test Laboratory
744 County Road 87, GSC #8
Calera, AL 35040

# Batch QC Summary

Alabama Power

**Customer Account:** WMWGORAP
**Sample Date:** 9/22/20 13:04
**Customer ID:**
**Delivery Date:** 9/23/20 09:36

**Description:** Gorgas Ash Pond - MW-28H

**Laboratory ID Number:** BA17783

| Sample | Analysis | Units | MB | MB Limit | Spike | MS | MSD | Standard | Standard Limit | Rec | Rec Limit | Prec | Prec Limit |
|---|---|---|---|---|---|---|---|---|---|---|---|---|---|
| BA17791 | Arsenic, Total | mg/L | 0.0000107 | 0.0001474 | 0.100 | 0.115 | 0.115 | 0.109 | 0.085 to 0.115 | 106 | 70 to 130 | 0.00 | 20 |
| BA17785 | Calcium, Total | mg/L | 0.00161 | 0.1518 | 5.00 | 30.5 | 30.9 | 5.09 | 4.25 to 5.75 | 80.0 | 70 to 130 | 1.30 | 20 |
| BA17785 | Lithium, Total | mg/L | -0.0000202 | 0.0154 | 0.20 | 0.289 | 0.293 | 0.193 | 0.17 to 0.23 | 104 | 70 to 130 | 1.37 | 20 |
| BA17786 | Iron, Dissolved | mg/L | 0.000118 | 0.0176 | 0.2 | 0.282 | 0.280 | 0.194 | 0.17 to 0.23 | 91.4 | 70 to 130 | 0.712 | 20 |
| BA17791 | Molybdenum, Total | mg/L | 0.0000171 | 0.0001474 | 0.100 | 0.108 | 0.108 | 0.107 | 0.085 to 0.115 | 108 | 70 to 130 | 0.00 | 20 |
| BA17791 | Antimony, Total | mg/L | 0.000272 | 0.001 | 0.100 | 0.104 | 0.104 | 0.101 | 0.085 to 0.115 | 104 | 70 to 130 | 0.00 | 20 |
| BA17785 | Iron, Total | mg/L | 0.000157 | 0.0176 | 0.2 | 9.36 | 9.39 | 0.202 | 0.17 to 0.23 | 70.0 | 70 to 130 | 0.320 | 20 |
| BA17791 | Cobalt, Total | mg/L | -0.0000107 | 0.0001474 | 0.100 | 0.104 | 0.106 | 0.109 | 0.085 to 0.115 | 104 | 70 to 130 | 1.90 | 20 |
| BA17791 | Potassium, Total | mg/L | 0.000035 | 0.3674 | 10.0 | 11.7 | 12.0 | 10.2 | 8.5 to 11.5 | 95.0 | 70 to 130 | 2.53 | 20 |
| BA17791 | Manganese, Total | mg/L | 0.0000162 | 0.0001474 | 0.100 | 1.11 | 1.12 | 0.101 | 0.085 to 0.115 | -20.0 | 70 to 130 | 0.897 | 20 |
| BA17791 | Selenium, Total | mg/L | 0.0000583 | 0.001 | 0.100 | 0.101 | 0.103 | 0.105 | 0.085 to 0.115 | 101 | 70 to 130 | 1.96 | 20 |
| BA17783 | Manganese, Dissolved | mg/L | -0.0000116 | 0.0001474 | 0.10 | 0.118 | 0.109 | 0.101 | 0.085 to 0.115 | 105 | 70 to 130 | 7.93 | 20 |
| BA17785 | Magnesium, Total | mg/L | -0.00102 | 0.0462 | 5.00 | 13.8 | 14.1 | 5.14 | 4.25 to 5.75 | 92.0 | 70 to 130 | 2.15 | 20 |
| BA17785 | Mercury, Total by CVAA | mg/L | 0.0000646 | 0.0005 | 0.004 | 0.00393 | 0.00384 | 0.00392 | 0.0034 to 0.0046 | 98.2 | 70 to 130 | 2.32 | 20 |
| BA17785 | Sodium, Total | mg/L | 0.000602 | 0.044 | 5.00 | 203 | 207 | 5.15 | 4.25 to 5.75 | 20.0 | 70 to 130 | 1.95 | 20 |
| BA17791 | Beryllium, Total | mg/L | 0.000003 | 0.00088 | 0.100 | 0.0966 | 0.0940 | 0.0992 | 0.085 to 0.115 | 96.6 | 70 to 130 | 2.73 | 20 |
| BA17791 | Cadmium, Total | mg/L | 0.00000 | 0.0001474 | 0.100 | 0.0996 | 0.0994 | 0.104 | 0.085 to 0.115 | 99.6 | 70 to 130 | 0.201 | 20 |
| BA17791 | Chromium, Total | mg/L | 0.0000326 | 0.00044 | 0.100 | 0.103 | 0.105 | 0.106 | 0.085 to 0.115 | 103 | 70 to 130 | 1.92 | 20 |
| BA17791 | Lead, Total | mg/L | 0.0000065 | 0.0001474 | 0.100 | 0.106 | 0.107 | 0.109 | 0.085 to 0.115 | 106 | 70 to 130 | 0.939 | 20 |
| BA17791 | Thallium, Total | mg/L | 0.0000087 | 0.0001474 | 0.100 | 0.104 | 0.106 | 0.105 | 0.085 to 0.115 | 104 | 70 to 130 | 1.90 | 20 |
| BA17785 | Boron, Total | mg/L | 0.0000373 | 0.0650254 | 1.00 | 1.05 | 1.08 | 1.01 | 0.85 to 1.15 | 99.0 | 70 to 130 | 2.82 | 20 |
| BA17791 | Barium, Total | mg/L | -0.0000107 | 0.0002 | 0.10 | 0.122 | 0.125 | 0.105 | 0.085 to 0.115 | 98.3 | 70 to 130 | 2.43 | 20 |

**Comments:** The client submitted filtered samples for dissolved analysis, but no MB or LCS were submitted. Therefore, dissolved data is qualified.
LBM 10/16/20

Reported: 11/3/2020
Version: 3.1
COA_CCR

Alabama Power
General Test Laboratory
744 County Road 87, GSC #8
Calera, AL 35040

Alabama Power

# Batch QC Summary

**Customer Account:** WMWGORAP
**Sample Date:** 9/22/20 13:04
**Customer ID:**
**Delivery Date:** 9/23/20 09:36

**Description:** Gorgas Ash Pond - MW-28H

**Laboratory ID Number:** BA17783

| Sample | Analysis | Units | MB | MB Limit | Spike | MS | Sample Duplicate | Standard | Standard Limit | Rec | Rec Limit | Prec | Prec Limit |
|---|---|---|---|---|---|---|---|---|---|---|---|---|---|
| BA17790 | Fluoride | mg/L | 0.0227 | 0.05 | 2.50 | 2.72 | 0.122 | 2.58 | 2.25 to 2.75 | 104 | 80 to 120 | 0.823 | 20 |
| BA17899 | Solids, Dissolved | mg/L | -1.00 | 25 | | | 431 | 50.0 | 40 to 60 | | | 0.116 | 5 |
| BA17785 | Sulfate | mg/L | -0.553 | 0.50 | 500 | 716 | 252 | 19.5 | 18 to 22 | 94.8 | 80 to 120 | 4.05 | 20 |
| BA17902 | Alkalinity, Total as CaCO3 | mg/L | | | | | 200 | 51.0 | 45.0 to 55.0 | | | 0.501 | 10 |
| BA17790 | Chloride | mg/L | 0.00869 | 0.50 | 10.0 | 17.1 | 7.16 | 10.6 | 9 to 11 | 100 | 80 to 120 | 1.26 | 20 |

**Comments:** The client submitted filtered samples for dissolved analysis, but no MB or LCS were submitted. Therefore, dissolved data is qualified.
LBM 10/16/20

Reported: 11/3/2020
Version: 3.1
COA_CCR

Alabama Power
General Test Laboratory
744 County Road 87, GSC #8
Calera, AL 35040

# Certificate Of Analysis

Alabama Power

**Description:** Gorgas Ash Pond - PZ-18

**Location Code:** WMWGORAP
**Collected:** 9/22/20 15:28
**Customer ID:**
**Submittal Date:** 9/23/20 09:36

**Laboratory ID Number:** BA17784

| Name | Prepared | Analyzed | Vio Spec | DF | Results | Units | MDL | RL | Q |
|---|---|---|---|---|---|---|---|---|---|
| ***Analytical Method: EPA 200.7*** | ***Analyst: RDA*** | | | | ***Preparation Method: EPA 1638*** | | | | |
| * Boron, Total | 10/5/20 10:25 | 10/7/20 12:00 | | 1.015 | 0.0603 | mg/L | 0.03 | 0.1 | J |
| * Calcium, Total | 10/5/20 10:25 | 10/7/20 12:00 | | 1.015 | 26.2 | mg/L | 0.1 | 0.5 | |
| * Iron, Total | 10/5/20 10:25 | 10/7/20 12:34 | | 10.15 | 8.91 | mg/L | 0.203 | 0.5075 | |
| * Lithium, Total | 10/5/20 10:25 | 10/7/20 12:00 | | 1.015 | 0.0789 | mg/L | 0.01 | 0.02 | |
| * Magnesium, Total | 10/5/20 10:25 | 10/7/20 12:00 | | 1.015 | 9.09 | mg/L | 0.1 | 0.5 | |
| * Sodium, Total | 10/5/20 10:25 | 10/7/20 12:34 | | 10.15 | 194 | mg/L | 1.015 | 5.075 | |
| ***Analytical Method: EPA 200.7*** | ***Analyst: RDA*** | | | | | | | | |
| * Iron, Dissolved | 10/5/20 11:33 | 10/6/20 12:58 | | 10.15 | 8.33 | mg/L | 0.203 | 0.5075 | |
| ***Analytical Method: EPA 200.8*** | ***Analyst: DLJ*** | | | | ***Preparation Method: EPA 1638*** | | | | |
| * Antimony, Total | 9/28/20 11:12 | 9/29/20 19:17 | | 1.015 | Not Detected | mg/L | 0.0008 | 0.003 | U |
| * Arsenic, Total | 9/28/20 11:12 | 9/29/20 19:17 | | 1.015 | 0.0119 | mg/L | 0.001 | 0.005 | |
| * Barium, Total | 9/28/20 11:12 | 10/1/20 13:59 | | 1.015 | 0.0432 | mg/L | 0.002 | 0.01 | |
| * Beryllium, Total | 9/28/20 11:12 | 9/29/20 19:17 | | 1.015 | Not Detected | mg/L | 0.0006 | 0.003 | U |
| * Cadmium, Total | 9/28/20 11:12 | 9/29/20 19:17 | | 1.015 | Not Detected | mg/L | 0.0003 | 0.001 | U |
| * Chromium, Total | 9/28/20 11:12 | 9/29/20 19:17 | | 1.015 | Not Detected | mg/L | 0.002 | 0.01 | U |
| * Cobalt, Total | 9/28/20 11:12 | 9/29/20 19:17 | | 1.015 | 0.00226 | mg/L | 0.002 | 0.005 | J |
| * Lead, Total | 9/28/20 11:12 | 9/29/20 19:17 | | 1.015 | Not Detected | mg/L | 0.001 | 0.005 | U |
| * Molybdenum, Total | 9/28/20 11:12 | 9/29/20 19:17 | | 1.015 | 0.00496 | mg/L | 0.002 | 0.01 | J |
| * Potassium, Total | 9/28/20 11:12 | 9/29/20 19:17 | | 1.015 | 2.31 | mg/L | 0.3 | 2.5 | J |
| * Manganese, Total | 9/28/20 11:12 | 9/29/20 19:17 | | 1.015 | 0.138 | mg/L | 0.001 | 0.005 | |
| * Selenium, Total | 9/28/20 11:12 | 9/29/20 19:17 | | 1.015 | Not Detected | mg/L | 0.002 | 0.01 | U |
| * Thallium, Total | 9/28/20 11:12 | 9/29/20 19:17 | | 1.015 | Not Detected | mg/L | 0.0002 | 0.001 | U |
| ***Analytical Method: EPA 200.8*** | ***Analyst: DLJ*** | | | | | | | | |
| * Manganese, Dissolved | 9/28/20 09:17 | 9/29/20 14:29 | | 1.015 | 0.140 | mg/L | 0.001 | 0.005 | |
| ***Analytical Method: EPA 245.1*** | ***Analyst: GAS*** | | | | | | | | |
| * Mercury, Total by CVAA | 9/30/20 12:24 | 10/2/20 10:16 | | 1 | Not Detected | mg/L | 0.0003 | 0.0005 | U |
| ***Analytical Method: SM 2320 B*** | ***Analyst: JAG*** | | | | | | | | |
| Alkalinity, Total as CaCO3 | 10/1/20 13:25 | 10/1/20 14:30 | | 1 | 232 | mg/L | | 0.1 | |
| ***Analytical Method: SM 2540C*** | ***Analyst: TJW*** | | | | | | | | |
| * Solids, Dissolved | 9/25/20 13:30 | 9/29/20 08:00 | | 1 | 648 | mg/L | | 50 | |

MDL's and RL's are adjusted for sample dilution, as applicable

**Comments:** The client submitted filtered samples for dissolved analysis, but no MB or LCS were submitted. Therefore, dissolved data is qualified.
LBM 10/16/20

Reported: 11/3/2020
Version: 3.1
COA_CCR

Alabama Power
General Test Laboratory
744 County Road 87, GSC #8
Calera, AL 35040

# *Certificate Of Analysis*

Alabama Power

**Description:** Gorgas Ash Pond - PZ-18

**Location Code:** WMWGORAP
**Collected:** 9/22/20 15:28
**Customer ID:**
**Submittal Date:** 9/23/20 09:36

**Laboratory ID Number:** BA17784

| Name | Prepared | Analyzed | Vio Spec | DF | Results | Units | MDL | RL | Q |
|---|---|---|---|---|---|---|---|---|---|
| ***Analytical Method: SM 4500CO2 D*** | ***Analyst: JAG*** | | | | | | | | |
| Bicarbonate Alkalinity, (calc.) | 10/1/20 13:25 | 10/1/20 14:30 | | 1 | 232 | mg/L | | | |
| Carbonate Alkalinity, (calc.) | 10/1/20 13:25 | 10/1/20 14:30 | | 1 | 0.32 | mg/L | | | |
| ***Analytical Method: SM4500Cl E*** | ***Analyst: JCC*** | | | | | | | | |
| * Chloride | 9/25/20 13:41 | 9/25/20 13:41 | | 1 | 2.73 | mg/L | 0.50 | 1 | |
| ***Analytical Method: SM4500F G 2017*** | ***Analyst: JCC*** | | | | | | | | |
| * Fluoride | 9/28/20 12:27 | 9/28/20 12:27 | | 1 | 0.392 | mg/L | 0.06 | 0.1 | |
| ***Analytical Method: SM4500SO4 E 2011*** | ***Analyst: JCC*** | | | | | | | | |
| * Sulfate | 9/24/20 10:55 | 9/24/20 10:55 | | 16 | 245 | mg/L | 8.00 | 16 | |
| ***Analytical Method: Field Measurements*** | ***Analyst: DKG*** | | | | | | | | |
| Conductivity | 9/22/20 15:25 | 9/22/20 15:25 | | | 1094.45 | uS/cm | | | FA |
| pH | 9/22/20 15:25 | 9/22/20 15:25 | | | 7.00 | SU | | | FA |
| Temperature | 9/22/20 15:25 | 9/22/20 15:25 | | | 17.90 | C | | | FA |
| Turbidity | 9/22/20 15:25 | 9/22/20 15:25 | | | 2.24 | NTU | | | FA |

MDL's and RL's are adjusted for sample dilution, as applicable

**Comments:** The client submitted filtered samples for dissolved analysis, but no MB or LCS were submitted. Therefore, dissolved data is qualified.
LBM 10/16/20

Reported: 11/3/2020
Version: 3.1
COA_CCR

Alabama Power
General Test Laboratory
744 County Road 87, GSC #8
Calera, AL 35040

# Batch QC Summary

Alabama Power

**Customer Account:** WMWGORAP
**Sample Date:** 9/22/20 15:28
**Customer ID:**
**Delivery Date:** 9/23/20 09:36

**Description**: Gorgas Ash Pond - PZ-18

**Laboratory ID Number:** BA17784

| Sample | Analysis | Units | MB | MB Limit | Spike | MS | MSD | Standard | Standard Limit | Rec | Rec Limit | Prec | Prec Limit |
|---|---|---|---|---|---|---|---|---|---|---|---|---|---|
| BA17785 | Magnesium, Total | mg/L | -0.00102 | 0.0462 | 5.00 | 13.8 | 14.1 | 5.14 | 4.25 to 5.75 | 92.0 | 70 to 130 | 2.15 | 20 |
| BA17785 | Calcium, Total | mg/L | 0.00161 | 0.1518 | 5.00 | 30.5 | 30.9 | 5.09 | 4.25 to 5.75 | 80.0 | 70 to 130 | 1.30 | 20 |
| BA17791 | Arsenic, Total | mg/L | 0.0000107 | 0.0001474 | 0.100 | 0.115 | 0.115 | 0.109 | 0.085 to 0.115 | 106 | 70 to 130 | 0.00 | 20 |
| BA17794 | Manganese, Dissolved | mg/L | -0.0000068 | 0.0001474 | 0.10 | 0.506 | 0.519 | 0.103 | 0.085 to 0.115 | 92.0 | 70 to 130 | 2.54 | 20 |
| BA17785 | Boron, Total | mg/L | 0.0000373 | 0.0650254 | 1.00 | 1.05 | 1.08 | 1.01 | 0.85 to 1.15 | 99.0 | 70 to 130 | 2.82 | 20 |
| BA17791 | Barium, Total | mg/L | -0.0000107 | 0.0002 | 0.10 | 0.122 | 0.125 | 0.105 | 0.085 to 0.115 | 98.3 | 70 to 130 | 2.43 | 20 |
| BA17785 | Lithium, Total | mg/L | -0.0000202 | 0.0154 | 0.20 | 0.289 | 0.293 | 0.193 | 0.17 to 0.23 | 104 | 70 to 130 | 1.37 | 20 |
| BA17786 | Iron, Dissolved | mg/L | 0.000118 | 0.0176 | 0.2 | 0.282 | 0.280 | 0.194 | 0.17 to 0.23 | 91.4 | 70 to 130 | 0.712 | 20 |
| BA17785 | Iron, Total | mg/L | 0.000157 | 0.0176 | 0.2 | 9.36 | 9.39 | 0.202 | 0.17 to 0.23 | 70.0 | 70 to 130 | 0.320 | 20 |
| BA17791 | Cobalt, Total | mg/L | -0.0000107 | 0.0001474 | 0.100 | 0.104 | 0.106 | 0.109 | 0.085 to 0.115 | 104 | 70 to 130 | 1.90 | 20 |
| BA17791 | Potassium, Total | mg/L | 0.000035 | 0.3674 | 10.0 | 11.7 | 12.0 | 10.2 | 8.5 to 11.5 | 95.0 | 70 to 130 | 2.53 | 20 |
| BA17791 | Manganese, Total | mg/L | 0.0000162 | 0.0001474 | 0.100 | 1.11 | 1.12 | 0.101 | 0.085 to 0.115 | -20.0 | 70 to 130 | 0.897 | 20 |
| BA17791 | Selenium, Total | mg/L | 0.0000583 | 0.001 | 0.100 | 0.101 | 0.103 | 0.105 | 0.085 to 0.115 | 101 | 70 to 130 | 1.96 | 20 |
| BA17791 | Molybdenum, Total | mg/L | 0.0000171 | 0.0001474 | 0.100 | 0.108 | 0.108 | 0.107 | 0.085 to 0.115 | 108 | 70 to 130 | 0.00 | 20 |
| BA17791 | Antimony, Total | mg/L | 0.000272 | 0.001 | 0.100 | 0.104 | 0.104 | 0.101 | 0.085 to 0.115 | 104 | 70 to 130 | 0.00 | 20 |
| BA17785 | Mercury, Total by CVAA | mg/L | 0.0000646 | 0.0005 | 0.004 | 0.00393 | 0.00384 | 0.00392 | 0.0034 to 0.0046 | 98.2 | 70 to 130 | 2.32 | 20 |
| BA17785 | Sodium, Total | mg/L | 0.000602 | 0.044 | 5.00 | 203 | 207 | 5.15 | 4.25 to 5.75 | 20.0 | 70 to 130 | 1.95 | 20 |
| BA17791 | Beryllium, Total | mg/L | 0.000003 | 0.00088 | 0.100 | 0.0966 | 0.0940 | 0.0992 | 0.085 to 0.115 | 96.6 | 70 to 130 | 2.73 | 20 |
| BA17791 | Cadmium, Total | mg/L | 0.00000 | 0.0001474 | 0.100 | 0.0996 | 0.0994 | 0.104 | 0.085 to 0.115 | 99.6 | 70 to 130 | 0.201 | 20 |
| BA17791 | Chromium, Total | mg/L | 0.0000326 | 0.00044 | 0.100 | 0.103 | 0.105 | 0.106 | 0.085 to 0.115 | 103 | 70 to 130 | 1.92 | 20 |
| BA17791 | Lead, Total | mg/L | 0.0000065 | 0.0001474 | 0.100 | 0.106 | 0.107 | 0.109 | 0.085 to 0.115 | 106 | 70 to 130 | 0.939 | 20 |
| BA17791 | Thallium, Total | mg/L | 0.0000087 | 0.0001474 | 0.100 | 0.104 | 0.106 | 0.105 | 0.085 to 0.115 | 104 | 70 to 130 | 1.90 | 20 |

**Comments:** The client submitted filtered samples for dissolved analysis, but no MB or LCS were submitted. Therefore, dissolved data is qualified.
LBM 10/16/20

Reported: 11/3/2020
Version: 3.1
COA_CCR

Alabama Power
General Test Laboratory
744 County Road 87, GSC #8
Calera, AL 35040

Alabama Power

# Batch QC Summary

**Customer Account:** WMWGORAP
**Sample Date:** 9/22/20 15:28
**Customer ID:**
**Delivery Date:** 9/23/20 09:36

**Description:** Gorgas Ash Pond - PZ-18

**Laboratory ID Number:** BA17784

| Sample | Analysis | Units | MB | MB Limit | Spike | MS | Sample Duplicate | Standard | Standard Limit | Rec | Rec Limit | Prec | Prec Limit |
|---|---|---|---|---|---|---|---|---|---|---|---|---|---|
| BA17790 | Fluoride | mg/L | 0.0227 | 0.05 | 2.50 | 2.72 | 0.122 | 2.58 | 2.25 to 2.75 | 104 | 80 to 120 | 0.823 | 20 |
| BA17899 | Solids, Dissolved | mg/L | -1.00 | 25 | | | 431 | 50.0 | 40 to 60 | | | 0.116 | 5 |
| BA17790 | Chloride | mg/L | 0.00869 | 0.50 | 10.0 | 17.1 | 7.16 | 10.6 | 9 to 11 | 100 | 80 to 120 | 1.26 | 20 |
| BA17785 | Sulfate | mg/L | -0.553 | 0.50 | 500 | 716 | 252 | 19.5 | 18 to 22 | 94.8 | 80 to 120 | 4.05 | 20 |
| BA17902 | Alkalinity, Total as CaCO3 | mg/L | | | | | 200 | 51.0 | 45.0 to 55.0 | | | 0.501 | 10 |

**Comments:** The client submitted filtered samples for dissolved analysis, but no MB or LCS were submitted. Therefore, dissolved data is qualified.
LBM 10/16/20

Reported: 11/3/2020
Version: 3.1
COA_CCR

Alabama Power
General Test Laboratory
744 County Road 87, GSC #8
Calera, AL 35040

# Certificate Of Analysis

Alabama Power

**Description:** Gorgas Ash Pond - PZ-18 DUP

**Location Code:** WMWGORAP
**Collected:** 9/22/20 15:28
**Customer ID:**
**Submittal Date:** 9/23/20 09:36

**Laboratory ID Number:** BA17785

| Name | Prepared | Analyzed | Vio Spec | DF | Results | Units | MDL | RL | Q |
|---|---|---|---|---|---|---|---|---|---|
| ***Analytical Method: EPA 200.7*** | ***Analyst: RDA*** | | | | ***Preparation Method: EPA 1638*** | | | | |
| * Boron, Total | 10/5/20 10:25 | 10/7/20 12:04 | | 1.015 | 0.0605 | mg/L | 0.03 | 0.1 | J |
| * Calcium, Total | 10/5/20 10:25 | 10/7/20 12:04 | | 1.015 | 26.5 | mg/L | 0.1 | 0.5 | |
| * Iron, Total | 10/5/20 10:25 | 10/7/20 12:38 | | 10.15 | 9.22 | mg/L | 0.203 | 0.5075 | |
| * Lithium, Total | 10/5/20 10:25 | 10/7/20 12:04 | | 1.015 | 0.0805 | mg/L | 0.01 | 0.02 | |
| * Magnesium, Total | 10/5/20 10:25 | 10/7/20 12:04 | | 1.015 | 9.20 | mg/L | 0.1 | 0.5 | |
| * Sodium, Total | 10/5/20 10:25 | 10/7/20 12:38 | | 10.15 | 202 | mg/L | 1.015 | 5.075 | RA |
| ***Analytical Method: EPA 200.7*** | ***Analyst: RDA*** | | | | | | | | |
| * Iron, Dissolved | 10/5/20 11:33 | 10/6/20 13:00 | | 10.15 | 8.58 | mg/L | 0.203 | 0.5075 | |
| ***Analytical Method: EPA 200.8*** | ***Analyst: DLJ*** | | | | ***Preparation Method: EPA 1638*** | | | | |
| * Antimony, Total | 9/28/20 11:12 | 9/29/20 19:20 | | 1.015 | Not Detected | mg/L | 0.0008 | 0.003 | U |
| * Arsenic, Total | 9/28/20 11:12 | 9/29/20 19:20 | | 1.015 | 0.0117 | mg/L | 0.001 | 0.005 | |
| * Barium, Total | 9/28/20 11:12 | 10/1/20 14:01 | | 1.015 | 0.0435 | mg/L | 0.002 | 0.01 | |
| * Beryllium, Total | 9/28/20 11:12 | 9/29/20 19:20 | | 1.015 | Not Detected | mg/L | 0.0006 | 0.003 | U |
| * Cadmium, Total | 9/28/20 11:12 | 9/29/20 19:20 | | 1.015 | Not Detected | mg/L | 0.0003 | 0.001 | U |
| * Chromium, Total | 9/28/20 11:12 | 9/29/20 19:20 | | 1.015 | Not Detected | mg/L | 0.002 | 0.01 | U |
| * Cobalt, Total | 9/28/20 11:12 | 9/29/20 19:20 | | 1.015 | 0.00225 | mg/L | 0.002 | 0.005 | J |
| * Lead, Total | 9/28/20 11:12 | 9/29/20 19:20 | | 1.015 | Not Detected | mg/L | 0.001 | 0.005 | U |
| * Molybdenum, Total | 9/28/20 11:12 | 9/29/20 19:20 | | 1.015 | 0.00521 | mg/L | 0.002 | 0.01 | J |
| * Potassium, Total | 9/28/20 11:12 | 9/29/20 19:20 | | 1.015 | 2.35 | mg/L | 0.3 | 2.5 | J |
| * Manganese, Total | 9/28/20 11:12 | 9/29/20 19:20 | | 1.015 | 0.137 | mg/L | 0.001 | 0.005 | |
| * Selenium, Total | 9/28/20 11:12 | 9/29/20 19:20 | | 1.015 | Not Detected | mg/L | 0.002 | 0.01 | U |
| * Thallium, Total | 9/28/20 11:12 | 9/29/20 19:20 | | 1.015 | Not Detected | mg/L | 0.0002 | 0.001 | U |
| ***Analytical Method: EPA 200.8*** | ***Analyst: DLJ*** | | | | | | | | |
| * Manganese, Dissolved | 9/28/20 09:17 | 9/29/20 14:32 | | 1.015 | 0.140 | mg/L | 0.001 | 0.005 | |
| ***Analytical Method: EPA 245.1*** | ***Analyst: GAS*** | | | | | | | | |
| * Mercury, Total by CVAA | 9/30/20 12:24 | 10/2/20 10:19 | | 1 | Not Detected | mg/L | 0.0003 | 0.0005 | U |
| ***Analytical Method: SM 2320 B*** | ***Analyst: JAG*** | | | | | | | | |
| Alkalinity, Total as CaCO3 | 10/1/20 13:25 | 10/1/20 14:30 | | 1 | 243 | mg/L | | 0.1 | |
| ***Analytical Method: SM 2540C*** | ***Analyst: TJW*** | | | | | | | | |
| * Solids, Dissolved | 9/25/20 13:30 | 9/29/20 08:00 | | 1 | 638 | mg/L | | 50 | |

MDL's and RL's are adjusted for sample dilution, as applicable

**Comments:** The client submitted filtered samples for dissolved analysis, but no MB or LCS were submitted. Therefore, dissolved data is qualified.
LBM 10/16/20

Reported: 11/3/2020
Version: 3.1
COA_CCR

Alabama Power
General Test Laboratory
744 County Road 87, GSC #8
Calera, AL 35040

# Certificate Of Analysis

Alabama Power

**Description:** Gorgas Ash Pond - PZ-18 DUP

**Location Code:** WMWGORAP
**Collected:** 9/22/20 15:28
**Customer ID:**
**Submittal Date:** 9/23/20 09:36

**Laboratory ID Number:** BA17785

| Name | Prepared | Analyzed | Vio Spec | DF | Results | Units | MDL | RL | Q |
|---|---|---|---|---|---|---|---|---|---|
| ***Analytical Method: SM 4500CO2 D*** | ***Analyst: JAG*** | | | | | | | | |
| Bicarbonate Alkalinity, (calc.) | 10/1/20 13:25 | 10/1/20 14:30 | | 1 | 243 | mg/L | | | |
| Carbonate Alkalinity, (calc.) | 10/1/20 13:25 | 10/1/20 14:30 | | 1 | 0.33 | mg/L | | | |
| ***Analytical Method: SM4500Cl E*** | ***Analyst: JCC*** | | | | | | | | |
| * Chloride | 9/25/20 13:42 | 9/25/20 13:42 | | 1 | 2.63 | mg/L | 0.50 | 1 | |
| ***Analytical Method: SM4500F G 2017*** | ***Analyst: JCC*** | | | | | | | | |
| * Fluoride | 9/28/20 12:28 | 9/28/20 12:28 | | 1 | 0.389 | mg/L | 0.06 | 0.1 | |
| ***Analytical Method: SM4500SO4 E 2011*** | ***Analyst: JCC*** | | | | | | | | |
| * Sulfate | 9/24/20 10:56 | 9/24/20 10:56 | | 25 | 242 | mg/L | 12.50 | 25 | |
| ***Analytical Method: Field Measurements*** | ***Analyst: DKG*** | | | | | | | | |
| Conductivity | 9/22/20 15:25 | 9/22/20 15:25 | | | 1094.45 | uS/cm | | | FA |
| pH | 9/22/20 15:25 | 9/22/20 15:25 | | | 7.00 | SU | | | FA |
| Temperature | 9/22/20 15:25 | 9/22/20 15:25 | | | 17.90 | C | | | FA |
| Turbidity | 9/22/20 15:25 | 9/22/20 15:25 | | | 2.24 | NTU | | | FA |

MDL's and RL's are adjusted for sample dilution, as applicable

**Comments:** The client submitted filtered samples for dissolved analysis, but no MB or LCS were submitted. Therefore, dissolved data is qualified.
LBM 10/16/20

Reported: 11/3/2020
Version: 3.1
COA_CCR

Alabama Power
General Test Laboratory
744 County Road 87, GSC #8
Calera, AL 35040

# Batch QC Summary

Alabama Power

**Customer Account:** WMWGORAP
**Sample Date:** 9/22/20 15:28
**Customer ID:**
**Delivery Date:** 9/23/20 09:36

**Description**: Gorgas Ash Pond - PZ-18 DUP

**Laboratory ID Number:** BA17785

| Sample | Analysis | Units | MB | MB Limit | Spike | MS | MSD | Standard | Standard Limit | Rec | Rec Limit | Prec | Prec Limit |
|---|---|---|---|---|---|---|---|---|---|---|---|---|---|
| BA17785 | Magnesium, Total | mg/L | -0.00102 | 0.0462 | 5.00 | 13.8 | 14.1 | 5.14 | 4.25 to 5.75 | 92.0 | 70 to 130 | 2.15 | 20 |
| BA17785 | Calcium, Total | mg/L | 0.00161 | 0.1518 | 5.00 | 30.5 | 30.9 | 5.09 | 4.25 to 5.75 | 80.0 | 70 to 130 | 1.30 | 20 |
| BA17791 | Arsenic, Total | mg/L | 0.0000107 | 0.0001474 | 0.100 | 0.115 | 0.115 | 0.109 | 0.085 to 0.115 | 106 | 70 to 130 | 0.00 | 20 |
| BA17794 | Manganese, Dissolved | mg/L | -0.0000068 | 0.0001474 | 0.10 | 0.506 | 0.519 | 0.103 | 0.085 to 0.115 | 92.0 | 70 to 130 | 2.54 | 20 |
| BA17791 | Molybdenum, Total | mg/L | 0.0000171 | 0.0001474 | 0.100 | 0.108 | 0.108 | 0.107 | 0.085 to 0.115 | 108 | 70 to 130 | 0.00 | 20 |
| BA17791 | Antimony, Total | mg/L | 0.000272 | 0.001 | 0.100 | 0.104 | 0.104 | 0.101 | 0.085 to 0.115 | 104 | 70 to 130 | 0.00 | 20 |
| BA17785 | Lithium, Total | mg/L | -0.0000202 | 0.0154 | 0.20 | 0.289 | 0.293 | 0.193 | 0.17 to 0.23 | 104 | 70 to 130 | 1.37 | 20 |
| BA17786 | Iron, Dissolved | mg/L | 0.000118 | 0.0176 | 0.2 | 0.282 | 0.280 | 0.194 | 0.17 to 0.23 | 91.4 | 70 to 130 | 0.712 | 20 |
| BA17785 | Mercury, Total by CVAA | mg/L | 0.0000646 | 0.0005 | 0.004 | 0.00393 | 0.00384 | 0.00392 | 0.0034 to 0.0046 | 98.2 | 70 to 130 | 2.32 | 20 |
| BA17785 | Sodium, Total | mg/L | 0.000602 | 0.044 | 5.00 | 203 | 207 | 5.15 | 4.25 to 5.75 | 20.0 | 70 to 130 | 1.95 | 20 |
| BA17791 | Beryllium, Total | mg/L | 0.000003 | 0.00088 | 0.100 | 0.0966 | 0.0940 | 0.0992 | 0.085 to 0.115 | 96.6 | 70 to 130 | 2.73 | 20 |
| BA17791 | Cadmium, Total | mg/L | 0.00000 | 0.0001474 | 0.100 | 0.0996 | 0.0994 | 0.104 | 0.085 to 0.115 | 99.6 | 70 to 130 | 0.201 | 20 |
| BA17791 | Chromium, Total | mg/L | 0.0000326 | 0.00044 | 0.100 | 0.103 | 0.105 | 0.106 | 0.085 to 0.115 | 103 | 70 to 130 | 1.92 | 20 |
| BA17791 | Lead, Total | mg/L | 0.0000065 | 0.0001474 | 0.100 | 0.106 | 0.107 | 0.109 | 0.085 to 0.115 | 106 | 70 to 130 | 0.939 | 20 |
| BA17791 | Thallium, Total | mg/L | 0.0000087 | 0.0001474 | 0.100 | 0.104 | 0.106 | 0.105 | 0.085 to 0.115 | 104 | 70 to 130 | 1.90 | 20 |
| BA17785 | Boron, Total | mg/L | 0.0000373 | 0.0650254 | 1.00 | 1.05 | 1.08 | 1.01 | 0.85 to 1.15 | 99.0 | 70 to 130 | 2.82 | 20 |
| BA17791 | Barium, Total | mg/L | -0.0000107 | 0.0002 | 0.10 | 0.122 | 0.125 | 0.105 | 0.085 to 0.115 | 98.3 | 70 to 130 | 2.43 | 20 |
| BA17785 | Iron, Total | mg/L | 0.000157 | 0.0176 | 0.2 | 9.36 | 9.39 | 0.202 | 0.17 to 0.23 | 70.0 | 70 to 130 | 0.320 | 20 |
| BA17791 | Cobalt, Total | mg/L | -0.0000107 | 0.0001474 | 0.100 | 0.104 | 0.106 | 0.109 | 0.085 to 0.115 | 104 | 70 to 130 | 1.90 | 20 |
| BA17791 | Potassium, Total | mg/L | 0.000035 | 0.3674 | 10.0 | 11.7 | 12.0 | 10.2 | 8.5 to 11.5 | 95.0 | 70 to 130 | 2.53 | 20 |
| BA17791 | Manganese, Total | mg/L | 0.0000162 | 0.0001474 | 0.100 | 1.11 | 1.12 | 0.101 | 0.085 to 0.115 | -20.0 | 70 to 130 | 0.897 | 20 |
| BA17791 | Selenium, Total | mg/L | 0.0000583 | 0.001 | 0.100 | 0.101 | 0.103 | 0.105 | 0.085 to 0.115 | 101 | 70 to 130 | 1.96 | 20 |

**Comments:** The client submitted filtered samples for dissolved analysis, but no MB or LCS were submitted. Therefore, dissolved data is qualified.
LBM 10/16/20

Reported: 11/3/2020
Version: 3.1
COA_CCR

Alabama Power
General Test Laboratory
744 County Road 87, GSC #8
Calera, AL 35040

Alabama Power

# Batch QC Summary

**Customer Account:** WMWGORAP
**Sample Date:** 9/22/20 15:28
**Customer ID:**
**Delivery Date:** 9/23/20 09:36

**Description:** Gorgas Ash Pond - PZ-18 DUP

**Laboratory ID Number:** BA17785

| Sample | Analysis | Units | MB | MB Limit | Spike | MS | Sample Duplicate | Standard | Standard Limit | Rec | Rec Limit | Prec | Prec Limit |
|---|---|---|---|---|---|---|---|---|---|---|---|---|---|
| BA17790 | Fluoride | mg/L | 0.0227 | 0.05 | 2.50 | 2.72 | 0.122 | 2.58 | 2.25 to 2.75 | 104 | 80 to 120 | 0.823 | 20 |
| BA17899 | Solids, Dissolved | mg/L | -1.00 | 25 | | | 431 | 50.0 | 40 to 60 | | | 0.116 | 5 |
| BA17790 | Chloride | mg/L | 0.00869 | 0.50 | 10.0 | 17.1 | 7.16 | 10.6 | 9 to 11 | 100 | 80 to 120 | 1.26 | 20 |
| BA17785 | Sulfate | mg/L | -0.553 | 0.50 | 500 | 716 | 252 | 19.5 | 18 to 22 | 94.8 | 80 to 120 | 4.05 | 20 |
| BA17902 | Alkalinity, Total as CaCO3 | mg/L | | | | | 200 | 51.0 | 45.0 to 55.0 | | | 0.501 | 10 |

**Comments:** The client submitted filtered samples for dissolved analysis, but no MB or LCS were submitted. Therefore, dissolved data is qualified.
LBM 10/16/20

Reported: 11/3/2020
Version: 3.1
COA_CCR

Alabama Power
General Test Laboratory
744 County Road 87, GSC #8
Calera, AL 35040

# Certificate Of Analysis

Alabama Power

**Description:** Gorgas Ash Pond - MW-18V

**Location Code:** WMWGORAP
**Collected:** 9/22/20 16:28
**Customer ID:**
**Submittal Date:** 9/23/20 09:36

**Laboratory ID Number:** BA17786

| Name | Prepared | Analyzed | Vio Spec | DF | Results | Units | MDL | RL | Q |
|---|---|---|---|---|---|---|---|---|---|
| ***Analytical Method: EPA 200.7*** | ***Analyst: RDA*** | | | | ***Preparation Method: EPA 1638*** | | | | |
| * Boron, Total | 10/5/20 10:25 | 10/7/20 12:20 | | 1.015 | 0.0769 | mg/L | 0.03 | 0.1 | J |
| * Calcium, Total | 10/5/20 10:25 | 10/7/20 12:20 | | 1.015 | 5.12 | mg/L | 0.1 | 0.5 | |
| * Iron, Total | 10/5/20 10:25 | 10/7/20 12:20 | | 1.015 | 0.167 | mg/L | 0.02 | 0.05 | |
| * Lithium, Total | 10/5/20 10:25 | 10/7/20 12:20 | | 1.015 | 0.0254 | mg/L | 0.01 | 0.02 | |
| * Magnesium, Total | 10/5/20 10:25 | 10/7/20 12:20 | | 1.015 | 1.63 | mg/L | 0.1 | 0.5 | |
| * Sodium, Total | 10/5/20 10:25 | 10/7/20 13:13 | | 10.15 | 125 | mg/L | 1.015 | 5.075 | |
| ***Analytical Method: EPA 200.7*** | ***Analyst: RDA*** | | | | | | | | |
| * Iron, Dissolved | 10/5/20 11:33 | 10/6/20 10:24 | | 1.015 | 0.0993 | mg/L | 0.02 | 0.05 | |
| ***Analytical Method: EPA 200.8*** | ***Analyst: DLJ*** | | | | ***Preparation Method: EPA 1638*** | | | | |
| * Antimony, Total | 9/28/20 11:12 | 9/29/20 19:22 | | 1.015 | Not Detected | mg/L | 0.0008 | 0.003 | U |
| * Arsenic, Total | 9/28/20 11:12 | 9/29/20 19:22 | | 1.015 | 0.00654 | mg/L | 0.001 | 0.005 | |
| * Barium, Total | 9/28/20 11:12 | 10/1/20 14:04 | | 1.015 | 0.253 | mg/L | 0.002 | 0.01 | |
| * Beryllium, Total | 9/28/20 11:12 | 9/29/20 19:22 | | 1.015 | Not Detected | mg/L | 0.0006 | 0.003 | U |
| * Cadmium, Total | 9/28/20 11:12 | 9/29/20 19:22 | | 1.015 | Not Detected | mg/L | 0.0003 | 0.001 | U |
| * Chromium, Total | 9/28/20 11:12 | 9/29/20 19:22 | | 1.015 | Not Detected | mg/L | 0.002 | 0.01 | U |
| * Cobalt, Total | 9/28/20 11:12 | 9/29/20 19:22 | | 1.015 | Not Detected | mg/L | 0.002 | 0.005 | U |
| * Lead, Total | 9/28/20 11:12 | 9/29/20 19:22 | | 1.015 | Not Detected | mg/L | 0.001 | 0.005 | U |
| * Molybdenum, Total | 9/28/20 11:12 | 9/29/20 19:22 | | 1.015 | 0.0248 | mg/L | 0.002 | 0.01 | |
| * Potassium, Total | 9/28/20 11:12 | 9/29/20 19:22 | | 1.015 | 1.24 | mg/L | 0.3 | 2.5 | J |
| * Manganese, Total | 9/28/20 11:12 | 9/29/20 19:22 | | 1.015 | 0.0242 | mg/L | 0.001 | 0.005 | |
| * Selenium, Total | 9/28/20 11:12 | 9/29/20 19:22 | | 1.015 | Not Detected | mg/L | 0.002 | 0.01 | U |
| * Thallium, Total | 9/28/20 11:12 | 9/29/20 19:22 | | 1.015 | Not Detected | mg/L | 0.0002 | 0.001 | U |
| ***Analytical Method: EPA 200.8*** | ***Analyst: DLJ*** | | | | | | | | |
| * Manganese, Dissolved | 9/28/20 09:17 | 9/29/20 14:34 | | 1.015 | 0.0252 | mg/L | 0.001 | 0.005 | |
| ***Analytical Method: EPA 245.1*** | ***Analyst: GAS*** | | | | | | | | |
| * Mercury, Total by CVAA | 9/30/20 12:24 | 10/2/20 10:35 | | 1 | Not Detected | mg/L | 0.0003 | 0.0005 | U |
| ***Analytical Method: SM 2320 B*** | ***Analyst: JAG*** | | | | | | | | |
| Alkalinity, Total as CaCO3 | 10/1/20 13:25 | 10/1/20 14:30 | | 1 | 253 | mg/L | | 0.1 | |
| ***Analytical Method: SM 2540C*** | ***Analyst: TJW*** | | | | | | | | |
| * Solids, Dissolved | 9/25/20 13:30 | 9/29/20 08:00 | | 1 | 290 | mg/L | | 25 | |

MDL's and RL's are adjusted for sample dilution, as applicable

**Comments:** The client submitted filtered samples for dissolved analysis, but no MB or LCS were submitted. Therefore, dissolved data is qualified.
LBM 10/16/20

Reported: 11/3/2020
Version: 3.1
COA_CCR

Alabama Power
General Test Laboratory
744 County Road 87, GSC #8
Calera, AL 35040

# *Certificate Of Analysis*

Alabama Power

**Description:** Gorgas Ash Pond - MW-18V

**Location Code:** WMWGORAP
**Collected:** 9/22/20 16:28
**Customer ID:**
**Submittal Date:** 9/23/20 09:36

**Laboratory ID Number:** BA17786

| Name | Prepared | Analyzed | Vio Spec | DF | Results | Units | MDL | RL | Q |
|---|---|---|---|---|---|---|---|---|---|
| ***Analytical Method: SM 4500CO2 D*** | ***Analyst: JAG*** | | | | | | | | |
| Bicarbonate Alkalinity, (calc.) | 10/1/20 13:25 | 10/1/20 14:30 | | 1 | 245 | mg/L | | | |
| Carbonate Alkalinity, (calc.) | 10/1/20 13:25 | 10/1/20 14:30 | | 1 | 7.46 | mg/L | | | |
| ***Analytical Method: SM4500Cl E*** | ***Analyst: JCC*** | | | | | | | | |
| * Chloride | 9/25/20 13:43 | 9/25/20 13:43 | | 1 | 5.57 | mg/L | 0.50 | 1 | |
| ***Analytical Method: SM4500F G 2017*** | ***Analyst: JCC*** | | | | | | | | |
| * Fluoride | 9/28/20 12:29 | 9/28/20 12:29 | | 1 | 0.368 | mg/L | 0.06 | 0.1 | |
| ***Analytical Method: SM4500SO4 E 2011*** | ***Analyst: JCC*** | | | | | | | | |
| * Sulfate | 9/24/20 11:07 | 9/24/20 11:07 | | 1 | 14.4 | mg/L | 0.50 | 1 | |
| ***Analytical Method: Field Measurements*** | ***Analyst: DKG*** | | | | | | | | |
| Conductivity | 9/22/20 16:24 | 9/22/20 16:24 | | | 365.12 | uS/cm | | | FA |
| pH | 9/22/20 16:24 | 9/22/20 16:24 | | | 8.35 | SU | | | FA |
| Temperature | 9/22/20 16:24 | 9/22/20 16:24 | | | 19.51 | C | | | FA |
| Turbidity | 9/22/20 16:24 | 9/22/20 16:24 | | | 1.89 | NTU | | | FA |

MDL's and RL's are adjusted for sample dilution, as applicable

**Comments:** The client submitted filtered samples for dissolved analysis, but no MB or LCS were submitted. Therefore, dissolved data is qualified.
LBM 10/16/20

Reported: 11/3/2020
Version: 3.1
COA_CCR

Alabama Power
General Test Laboratory
744 County Road 87, GSC #8
Calera, AL 35040

# Batch QC Summary

Alabama Power

**Customer Account:** WMWGORAP
**Sample Date:** 9/22/20 16:28
**Customer ID:**
**Delivery Date:** 9/23/20 09:36

**Description:** Gorgas Ash Pond - MW-18V

**Laboratory ID Number:** BA17786

| Sample | Analysis | Units | MB | MB Limit | Spike | MS | MSD | Standard | Standard Limit | Rec | Rec Limit | Prec | Prec Limit |
|---|---|---|---|---|---|---|---|---|---|---|---|---|---|
| BA17786 | Iron, Dissolved | mg/L | 0.000118 | 0.0176 | 0.2 | 0.282 | 0.280 | 0.194 | 0.17 to 0.23 | 91.4 | 70 to 130 | 0.712 | 20 |
| BA17795 | Mercury, Total by CVAA | mg/L | 0.0000514 | 0.0005 | 0.004 | 0.00388 | 0.00385 | 0.00393 | 0.0034 to 0.0046 | 97.0 | 70 to 130 | 0.776 | 20 |
| BA17791 | Barium, Total | mg/L | -0.0000107 | 0.0002 | 0.10 | 0.122 | 0.125 | 0.105 | 0.085 to 0.115 | 98.3 | 70 to 130 | 2.43 | 20 |
| BA17791 | Arsenic, Total | mg/L | 0.0000107 | 0.0001474 | 0.100 | 0.115 | 0.115 | 0.109 | 0.085 to 0.115 | 106 | 70 to 130 | 0.00 | 20 |
| BA17794 | Manganese, Dissolved | mg/L | -0.0000068 | 0.0001474 | 0.10 | 0.506 | 0.519 | 0.103 | 0.085 to 0.115 | 92.0 | 70 to 130 | 2.54 | 20 |
| BA17795 | Iron, Total | mg/L | 0.000157 | 0.0176 | 0.2 | 10.3 | 10.3 | 0.202 | 0.17 to 0.23 | 100 | 70 to 130 | 0.00 | 20 |
| BA17795 | Magnesium, Total | mg/L | -0.00102 | 0.0462 | 5.00 | 17.7 | 17.7 | 5.14 | 4.25 to 5.75 | 100 | 70 to 130 | 0.00 | 20 |
| BA17791 | Cobalt, Total | mg/L | -0.0000107 | 0.0001474 | 0.100 | 0.104 | 0.106 | 0.109 | 0.085 to 0.115 | 104 | 70 to 130 | 1.90 | 20 |
| BA17791 | Potassium, Total | mg/L | 0.000035 | 0.3674 | 10.0 | 11.7 | 12.0 | 10.2 | 8.5 to 11.5 | 95.0 | 70 to 130 | 2.53 | 20 |
| BA17791 | Manganese, Total | mg/L | 0.0000162 | 0.0001474 | 0.100 | 1.11 | 1.12 | 0.101 | 0.085 to 0.115 | -20.0 | 70 to 130 | 0.897 | 20 |
| BA17791 | Selenium, Total | mg/L | 0.0000583 | 0.001 | 0.100 | 0.101 | 0.103 | 0.105 | 0.085 to 0.115 | 101 | 70 to 130 | 1.96 | 20 |
| BA17795 | Sodium, Total | mg/L | 0.000602 | 0.044 | 5.00 | 77.9 | 77.7 | 5.15 | 4.25 to 5.75 | 100 | 70 to 130 | 0.257 | 20 |
| BA17791 | Beryllium, Total | mg/L | 0.000003 | 0.00088 | 0.100 | 0.0966 | 0.0940 | 0.0992 | 0.085 to 0.115 | 96.6 | 70 to 130 | 2.73 | 20 |
| BA17791 | Cadmium, Total | mg/L | 0.00000 | 0.0001474 | 0.100 | 0.0996 | 0.0994 | 0.104 | 0.085 to 0.115 | 99.6 | 70 to 130 | 0.201 | 20 |
| BA17791 | Chromium, Total | mg/L | 0.0000326 | 0.00044 | 0.100 | 0.103 | 0.105 | 0.106 | 0.085 to 0.115 | 103 | 70 to 130 | 1.92 | 20 |
| BA17791 | Lead, Total | mg/L | 0.0000065 | 0.0001474 | 0.100 | 0.106 | 0.107 | 0.109 | 0.085 to 0.115 | 106 | 70 to 130 | 0.939 | 20 |
| BA17791 | Thallium, Total | mg/L | 0.0000087 | 0.0001474 | 0.100 | 0.104 | 0.106 | 0.105 | 0.085 to 0.115 | 104 | 70 to 130 | 1.90 | 20 |
| BA17795 | Boron, Total | mg/L | 0.0000373 | 0.0650254 | 1.00 | 1.03 | 1.02 | 1.01 | 0.85 to 1.15 | 99.7 | 70 to 130 | 0.976 | 20 |
| BA17791 | Molybdenum, Total | mg/L | 0.0000171 | 0.0001474 | 0.100 | 0.108 | 0.108 | 0.107 | 0.085 to 0.115 | 108 | 70 to 130 | 0.00 | 20 |
| BA17791 | Antimony, Total | mg/L | 0.000272 | 0.001 | 0.100 | 0.104 | 0.104 | 0.101 | 0.085 to 0.115 | 104 | 70 to 130 | 0.00 | 20 |
| BA17795 | Calcium, Total | mg/L | 0.00161 | 0.1518 | 5.00 | 32.3 | 32.2 | 5.09 | 4.25 to 5.75 | 94.0 | 70 to 130 | 0.310 | 20 |
| BA17795 | Lithium, Total | mg/L | -0.0000202 | 0.0154 | 0.20 | 0.295 | 0.294 | 0.193 | 0.17 to 0.23 | 99.6 | 70 to 130 | 0.340 | 20 |

**Comments:** The client submitted filtered samples for dissolved analysis, but no MB or LCS were submitted. Therefore, dissolved data is qualified.
LBM 10/16/20

Reported: 11/3/2020
Version: 3.1
COA_CCR

Alabama Power
General Test Laboratory
744 County Road 87, GSC #8
Calera, AL 35040

Alabama Power

# Batch QC Summary

**Customer Account:** WMWGORAP
**Sample Date:** 9/22/20 16:28
**Customer ID:**
**Delivery Date:** 9/23/20 09:36

**Description:** Gorgas Ash Pond - MW-18V

**Laboratory ID Number:** BA17786

| Sample | Analysis | Units | MB | MB Limit | Spike | MS | Sample Duplicate | Standard | Standard Limit | Rec | Rec Limit | Prec | Prec Limit |
|---|---|---|---|---|---|---|---|---|---|---|---|---|---|
| BA17790 | Fluoride | mg/L | 0.0227 | 0.05 | 2.50 | 2.72 | 0.122 | 2.58 | 2.25 to 2.75 | 104 | 80 to 120 | 0.823 | 20 |
| BA17899 | Solids, Dissolved | mg/L | -1.00 | 25 | | | 431 | 50.0 | 40 to 60 | | | 0.116 | 5 |
| BA17790 | Chloride | mg/L | 0.00869 | 0.50 | 10.0 | 17.1 | 7.16 | 10.6 | 9 to 11 | 100 | 80 to 120 | 1.26 | 20 |
| BA17902 | Alkalinity, Total as CaCO3 | mg/L | | | | | 200 | 51.0 | 45.0 to 55.0 | | | 0.501 | 10 |
| BA17795 | Sulfate | mg/L | -0.595 | 0.50 | 20.0 | 23.1 | 4.68 | 19.5 | 18 to 22 | 92.8 | 80 to 120 | 3.04 | 20 |

**Comments:** The client submitted filtered samples for dissolved analysis, but no MB or LCS were submitted. Therefore, dissolved data is qualified.
LBM 10/16/20

Reported: 11/3/2020
Version: 3.1
COA_CCR

Alabama Power
General Test Laboratory
744 County Road 87, GSC #8
Calera, AL 35040

# Certificate Of Analysis

Alabama Power

**Description:** Gorgas Ash Pond Field Blank-3

**Location Code:** WMWGORAPFB
**Collected:** 9/22/20 17:20
**Customer ID:**
**Submittal Date:** 9/23/20 09:36

**Laboratory ID Number:** BA17787

| Name | Prepared | Analyzed | Vio Spec | DF | Results | Units | MDL | RL | Q |
|---|---|---|---|---|---|---|---|---|---|
| ***Analytical Method: EPA 200.7*** | ***Analyst: RDA*** | | | | ***Preparation Method: EPA 1638*** | | | | |
| * Boron, Total | 10/5/20 10:25 | 10/7/20 12:24 | | 1.015 | Not Detected | mg/L | 0.03 | 0.1 | U |
| * Calcium, Total | 10/5/20 10:25 | 10/7/20 12:24 | | 1.015 | Not Detected | mg/L | 0.1 | 0.5 | U |
| * Iron, Total | 10/5/20 10:25 | 10/7/20 12:24 | | 1.015 | Not Detected | mg/L | 0.02 | 0.05 | U |
| * Lithium, Total | 10/5/20 10:25 | 10/7/20 12:24 | | 1.015 | Not Detected | mg/L | 0.01 | 0.02 | U |
| * Magnesium, Total | 10/5/20 10:25 | 10/7/20 12:24 | | 1.015 | Not Detected | mg/L | 0.1 | 0.5 | U |
| * Sodium, Total | 10/5/20 10:25 | 10/7/20 12:24 | | 1.015 | Not Detected | mg/L | 0.1 | 0.5 | U |
| ***Analytical Method: EPA 200.8*** | ***Analyst: DLJ*** | | | | ***Preparation Method: EPA 1638*** | | | | |
| * Antimony, Total | 9/28/20 11:12 | 9/29/20 19:25 | | 1.015 | Not Detected | mg/L | 0.0008 | 0.003 | U |
| * Arsenic, Total | 9/28/20 11:12 | 9/29/20 19:25 | | 1.015 | Not Detected | mg/L | 0.001 | 0.005 | U |
| * Barium, Total | 9/28/20 11:12 | 10/1/20 14:09 | | 1.015 | Not Detected | mg/L | 0.002 | 0.01 | U |
| * Beryllium, Total | 9/28/20 11:12 | 9/29/20 19:25 | | 1.015 | Not Detected | mg/L | 0.0006 | 0.003 | U |
| * Cadmium, Total | 9/28/20 11:12 | 9/29/20 19:25 | | 1.015 | Not Detected | mg/L | 0.0003 | 0.001 | U |
| * Chromium, Total | 9/28/20 11:12 | 9/29/20 19:25 | | 1.015 | Not Detected | mg/L | 0.002 | 0.01 | U |
| * Cobalt, Total | 9/28/20 11:12 | 9/29/20 19:25 | | 1.015 | Not Detected | mg/L | 0.002 | 0.005 | U |
| * Lead, Total | 9/28/20 11:12 | 9/29/20 19:25 | | 1.015 | Not Detected | mg/L | 0.001 | 0.005 | U |
| * Molybdenum, Total | 9/28/20 11:12 | 9/29/20 19:25 | | 1.015 | Not Detected | mg/L | 0.002 | 0.01 | U |
| * Manganese, Total | 9/28/20 11:12 | 9/29/20 19:25 | | 1.015 | Not Detected | mg/L | 0.001 | 0.005 | U |
| * Potassium, Total | 9/28/20 11:12 | 9/29/20 19:25 | | 1.015 | Not Detected | mg/L | 0.3 | 2.5 | U |
| * Selenium, Total | 9/28/20 11:12 | 9/29/20 19:25 | | 1.015 | Not Detected | mg/L | 0.002 | 0.01 | U |
| * Thallium, Total | 9/28/20 11:12 | 9/29/20 19:25 | | 1.015 | Not Detected | mg/L | 0.0002 | 0.001 | U |
| ***Analytical Method: EPA 245.1*** | ***Analyst: GAS*** | | | | | | | | |
| * Mercury, Total by CVAA | 9/30/20 12:24 | 10/2/20 10:38 | | 1 | Not Detected | mg/L | 0.0003 | 0.0005 | U |
| ***Analytical Method: SM 2540C*** | ***Analyst: TJW*** | | | | | | | | |
| * Solids, Dissolved | 9/25/20 13:30 | 9/29/20 08:00 | | 1 | Not Detected | mg/L | | 25 | U |
| ***Analytical Method: SM4500Cl E*** | ***Analyst: JCC*** | | | | | | | | |
| * Chloride | 9/25/20 13:44 | 9/25/20 13:44 | | 1 | Not Detected | mg/L | 0.50 | 1 | U |
| ***Analytical Method: SM4500F G 2017*** | ***Analyst: JCC*** | | | | | | | | |
| * Fluoride | 9/28/20 12:31 | 9/28/20 12:31 | | 1 | Not Detected | mg/L | 0.06 | 0.1 | U |
| ***Analytical Method: SM4500SO4 E 2011*** | ***Analyst: JCC*** | | | | | | | | |
| * Sulfate | 9/24/20 11:08 | 9/24/20 11:08 | | 1 | Not Detected | mg/L | 0.50 | 1 | U |

MDL's and RL's are adjusted for sample dilution, as applicable

**Comments:**

Reported: 11/3/2020
Version: 3.1
COA_CCR

Alabama Power
General Test Laboratory
744 County Road 87, GSC #8
Calera, AL 35040

# Batch QC Summary

Alabama Power

**Customer Account:** WMWGORAPFB
**Sample Date:** 9/22/20 17:20
**Customer ID:**
**Delivery Date:** 9/23/20 09:36

**Description**:Gorgas Ash Pond Field Blank-3

**Laboratory ID Number:** BA17787

| Sample | Analysis | Units | MB | MB Limit | Spike | MS | MSD | Standard | Standard Limit | Rec | Rec Limit | Prec | Prec Limit |
|---|---|---|---|---|---|---|---|---|---|---|---|---|---|
| BA17795 | Mercury, Total by CVAA | mg/L | 0.0000514 | 0.0005 | 0.004 | 0.00388 | 0.00385 | 0.00393 | 0.0034 to 0.0046 | 97.0 | 70 to 130 | 0.776 | 20 |
| BA17791 | Barium, Total | mg/L | -0.0000107 | 0.0002 | 0.10 | 0.122 | 0.125 | 0.105 | 0.085 to 0.115 | 98.3 | 70 to 130 | 2.43 | 20 |
| BA17791 | Arsenic, Total | mg/L | 0.0000107 | 0.0001474 | 0.100 | 0.115 | 0.115 | 0.109 | 0.085 to 0.115 | 106 | 70 to 130 | 0.00 | 20 |
| BA17795 | Iron, Total | mg/L | 0.000157 | 0.0176 | 0.2 | 10.3 | 10.3 | 0.202 | 0.17 to 0.23 | 100 | 70 to 130 | 0.00 | 20 |
| BA17795 | Magnesium, Total | mg/L | -0.00102 | 0.0462 | 5.00 | 17.7 | 17.7 | 5.14 | 4.25 to 5.75 | 100 | 70 to 130 | 0.00 | 20 |
| BA17791 | Molybdenum, Total | mg/L | 0.0000171 | 0.0001474 | 0.100 | 0.108 | 0.108 | 0.107 | 0.085 to 0.115 | 108 | 70 to 130 | 0.00 | 20 |
| BA17791 | Antimony, Total | mg/L | 0.000272 | 0.001 | 0.100 | 0.104 | 0.104 | 0.101 | 0.085 to 0.115 | 104 | 70 to 130 | 0.00 | 20 |
| BA17795 | Calcium, Total | mg/L | 0.00161 | 0.1518 | 5.00 | 32.3 | 32.2 | 5.09 | 4.25 to 5.75 | 94.0 | 70 to 130 | 0.310 | 20 |
| BA17795 | Lithium, Total | mg/L | -0.0000202 | 0.0154 | 0.20 | 0.295 | 0.294 | 0.193 | 0.17 to 0.23 | 99.6 | 70 to 130 | 0.340 | 20 |
| BA17791 | Cobalt, Total | mg/L | -0.0000107 | 0.0001474 | 0.100 | 0.104 | 0.106 | 0.109 | 0.085 to 0.115 | 104 | 70 to 130 | 1.90 | 20 |
| BA17791 | Potassium, Total | mg/L | 0.000035 | 0.3674 | 10.0 | 11.7 | 12.0 | 10.2 | 8.5 to 11.5 | 95.0 | 70 to 130 | 2.53 | 20 |
| BA17791 | Manganese, Total | mg/L | 0.0000162 | 0.0001474 | 0.100 | 1.11 | 1.12 | 0.101 | 0.085 to 0.115 | -20.0 | 70 to 130 | 0.897 | 20 |
| BA17791 | Selenium, Total | mg/L | 0.0000583 | 0.001 | 0.100 | 0.101 | 0.103 | 0.105 | 0.085 to 0.115 | 101 | 70 to 130 | 1.96 | 20 |
| BA17795 | Sodium, Total | mg/L | 0.000602 | 0.044 | 5.00 | 77.9 | 77.7 | 5.15 | 4.25 to 5.75 | 100 | 70 to 130 | 0.257 | 20 |
| BA17791 | Beryllium, Total | mg/L | 0.000003 | 0.00088 | 0.100 | 0.0966 | 0.0940 | 0.0992 | 0.085 to 0.115 | 96.6 | 70 to 130 | 2.73 | 20 |
| BA17791 | Cadmium, Total | mg/L | 0.00000 | 0.0001474 | 0.100 | 0.0996 | 0.0994 | 0.104 | 0.085 to 0.115 | 99.6 | 70 to 130 | 0.201 | 20 |
| BA17791 | Chromium, Total | mg/L | 0.0000326 | 0.00044 | 0.100 | 0.103 | 0.105 | 0.106 | 0.085 to 0.115 | 103 | 70 to 130 | 1.92 | 20 |
| BA17791 | Lead, Total | mg/L | 0.0000065 | 0.0001474 | 0.100 | 0.106 | 0.107 | 0.109 | 0.085 to 0.115 | 106 | 70 to 130 | 0.939 | 20 |
| BA17791 | Thallium, Total | mg/L | 0.0000087 | 0.0001474 | 0.100 | 0.104 | 0.106 | 0.105 | 0.085 to 0.115 | 104 | 70 to 130 | 1.90 | 20 |
| BA17795 | Boron, Total | mg/L | 0.0000373 | 0.0650254 | 1.00 | 1.03 | 1.02 | 1.01 | 0.85 to 1.15 | 99.7 | 70 to 130 | 0.976 | 20 |

**Comments:**

Reported: 11/3/2020
Version: 3.1
COA_CCR

Alabama Power
General Test Laboratory
744 County Road 87, GSC #8
Calera, AL 35040

Alabama Power

# Batch QC Summary

**Customer Account:** WMWGORAPFB
**Sample Date:** 9/22/20 17:20
**Customer ID:**
**Delivery Date:** 9/23/20 09:36

**Description:** Gorgas Ash Pond Field Blank-3

**Laboratory ID Number:** BA17787

| Sample | Analysis | Units | MB | MB Limit | Spike | MS | Sample Duplicate | Standard | Standard Limit | Rec | Rec Limit | Prec | Prec Limit |
|---|---|---|---|---|---|---|---|---|---|---|---|---|---|
| BA17899 | Solids, Dissolved | mg/L | -1.00 | 25 | | | 431 | 50.0 | 40 to 60 | | | 0.116 | 5 |
| BA17795 | Sulfate | mg/L | -0.595 | 0.50 | 20.0 | 23.1 | 4.68 | 19.5 | 18 to 22 | 92.8 | 80 to 120 | 3.04 | 20 |
| BA17790 | Chloride | mg/L | 0.00869 | 0.50 | 10.0 | 17.1 | 7.16 | 10.6 | 9 to 11 | 100 | 80 to 120 | 1.26 | 20 |
| BA17790 | Fluoride | mg/L | 0.0227 | 0.05 | 2.50 | 2.72 | 0.122 | 2.58 | 2.25 to 2.75 | 104 | 80 to 120 | 0.823 | 20 |

**Comments:**

Reported: 11/3/2020
Version: 3.1
COA_CCR

Alabama Power
General Test Laboratory
744 County Road 87, GSC #8
Calera, AL 35040

# Certificate Of Analysis

Alabama Power

**Description:** Gorgas Ash Pond - MW-16S

**Location Code:** WMWGORAP
**Collected:** 9/21/20 15:45
**Customer ID:**
**Submittal Date:** 9/23/20 09:36

**Laboratory ID Number:** BA17788

| Name | Prepared | Analyzed | Vio Spec | DF | Results | Units | MDL | RL | Q |
|---|---|---|---|---|---|---|---|---|---|
| ***Analytical Method: EPA 200.7*** | ***Analyst: RDA*** | | | | ***Preparation Method: EPA 1638*** | | | | |
| * Boron, Total | 10/5/20 10:25 | 10/7/20 12:27 | | 1.015 | 0.0777 | mg/L | 0.03 | 0.1 | J |
| * Calcium, Total | 10/5/20 10:25 | 10/7/20 12:27 | | 1.015 | 10.9 | mg/L | 0.1 | 0.5 | |
| * Iron, Total | 10/5/20 10:25 | 10/7/20 12:27 | | 1.015 | 0.136 | mg/L | 0.02 | 0.05 | |
| * Lithium, Total | 10/5/20 10:25 | 10/7/20 12:27 | | 1.015 | 0.0740 | mg/L | 0.01 | 0.02 | |
| * Magnesium, Total | 10/5/20 10:25 | 10/7/20 12:27 | | 1.015 | Not Detected | mg/L | 0.1 | 0.5 | U |
| * Sodium, Total | 10/5/20 10:25 | 10/7/20 13:16 | | 10.15 | 188 | mg/L | 1.015 | 5.075 | |
| ***Analytical Method: EPA 200.7*** | ***Analyst: RDA*** | | | | | | | | |
| * Iron, Dissolved | 10/5/20 11:33 | 10/6/20 10:41 | | 1.015 | 0.0378 | mg/L | 0.02 | 0.05 | J |
| ***Analytical Method: EPA 200.8*** | ***Analyst: DLJ*** | | | | ***Preparation Method: EPA 1638*** | | | | |
| * Antimony, Total | 9/28/20 11:12 | 9/29/20 19:28 | | 1.015 | Not Detected | mg/L | 0.0008 | 0.003 | U |
| * Arsenic, Total | 9/28/20 11:12 | 9/29/20 19:28 | | 1.015 | 0.00174 | mg/L | 0.001 | 0.005 | J |
| * Barium, Total | 9/28/20 11:12 | 10/1/20 14:12 | | 1.015 | 0.0766 | mg/L | 0.002 | 0.01 | |
| * Beryllium, Total | 9/28/20 11:12 | 9/29/20 19:28 | | 1.015 | Not Detected | mg/L | 0.0006 | 0.003 | U |
| * Cadmium, Total | 9/28/20 11:12 | 9/29/20 19:28 | | 1.015 | Not Detected | mg/L | 0.0003 | 0.001 | U |
| * Chromium, Total | 9/28/20 11:12 | 9/29/20 19:28 | | 1.015 | Not Detected | mg/L | 0.002 | 0.01 | U |
| * Cobalt, Total | 9/28/20 11:12 | 9/29/20 19:28 | | 1.015 | Not Detected | mg/L | 0.002 | 0.005 | U |
| * Lead, Total | 9/28/20 11:12 | 9/29/20 19:28 | | 1.015 | Not Detected | mg/L | 0.001 | 0.005 | U |
| * Molybdenum, Total | 9/28/20 11:12 | 9/29/20 19:28 | | 1.015 | 0.0410 | mg/L | 0.002 | 0.01 | |
| * Potassium, Total | 9/28/20 11:12 | 9/29/20 19:28 | | 1.015 | 1.47 | mg/L | 0.3 | 2.5 | J |
| * Manganese, Total | 9/28/20 11:12 | 9/29/20 19:28 | | 1.015 | 0.00177 | mg/L | 0.001 | 0.005 | J |
| * Selenium, Total | 9/28/20 11:12 | 9/29/20 19:28 | | 1.015 | Not Detected | mg/L | 0.002 | 0.01 | U |
| * Thallium, Total | 9/28/20 11:12 | 9/29/20 19:28 | | 1.015 | Not Detected | mg/L | 0.0002 | 0.001 | U |
| ***Analytical Method: EPA 200.8*** | ***Analyst: DLJ*** | | | | | | | | |
| * Manganese, Dissolved | 9/28/20 09:17 | 9/29/20 14:37 | | 1.015 | Not Detected | mg/L | 0.001 | 0.005 | U |
| ***Analytical Method: EPA 245.1*** | ***Analyst: GAS*** | | | | | | | | |
| * Mercury, Total by CVAA | 9/30/20 12:24 | 10/2/20 10:40 | | 1 | Not Detected | mg/L | 0.0003 | 0.0005 | U |
| ***Analytical Method: SM 2320 B*** | ***Analyst: JAG*** | | | | | | | | |
| Alkalinity, Total as CaCO3 | 10/1/20 13:25 | 10/1/20 14:30 | | 1 | 391 | mg/L | | 0.1 | |
| ***Analytical Method: SM 2540C*** | ***Analyst: TJW*** | | | | | | | | |
| * Solids, Dissolved | 9/23/20 12:59 | 9/25/20 10:00 | | 1 | 426 | mg/L | | 25 | |

MDL's and RL's are adjusted for sample dilution, as applicable

**Comments:** The client submitted filtered samples for dissolved analysis, but no MB or LCS were submitted. Therefore, dissolved data is qualified.
LBM 10/16/20

Reported: 11/3/2020
Version: 3.1
COA_CCR

Alabama Power
General Test Laboratory
744 County Road 87, GSC #8
Calera, AL 35040

# *Certificate Of Analysis*

Alabama Power

**Description:** Gorgas Ash Pond - MW-16S

**Location Code:** WMWGORAP
**Collected:** 9/21/20 15:45
**Customer ID:**
**Submittal Date:** 9/23/20 09:36

**Laboratory ID Number:** BA17788

| Name | Prepared | Analyzed | Vio Spec | DF | Results | Units | MDL | RL | Q |
|---|---|---|---|---|---|---|---|---|---|
| ***Analytical Method: SM 4500CO2 D*** | ***Analyst: JAG*** | | | | | | | | |
| Bicarbonate Alkalinity, (calc.) | 10/1/20 13:25 | 10/1/20 14:30 | | 1 | 215 | mg/L | | | |
| Carbonate Alkalinity, (calc.) | 10/1/20 13:25 | 10/1/20 14:30 | | 1 | 172 | mg/L | | | |
| ***Analytical Method: SM4500Cl E*** | ***Analyst: JCC*** | | | | | | | | |
| * Chloride | 9/25/20 13:45 | 9/25/20 13:45 | | 1 | 5.42 | mg/L | 0.50 | 1 | |
| ***Analytical Method: SM4500F G 2017*** | ***Analyst: JCC*** | | | | | | | | |
| * Fluoride | 9/28/20 12:32 | 9/28/20 12:32 | | 1 | 0.572 | mg/L | 0.06 | 0.1 | |
| ***Analytical Method: SM4500SO4 E 2011*** | ***Analyst: JCC*** | | | | | | | | |
| * Sulfate | 9/24/20 11:10 | 9/24/20 11:10 | | 1 | 2.95 | mg/L | 0.50 | 1 | |
| ***Analytical Method: Field Measurements*** | ***Analyst: AWG*** | | | | | | | | |
| Conductivity | 9/21/20 15:42 | 9/21/20 15:42 | | | 602.80 | uS/cm | | | FA |
| pH | 9/21/20 15:42 | 9/21/20 15:42 | | | 9.99 | SU | | | FA |
| Temperature | 9/21/20 15:42 | 9/21/20 15:42 | | | 18.32 | C | | | FA |
| Turbidity | 9/21/20 15:42 | 9/21/20 15:42 | | | 9.01 | NTU | | | FA |

MDL's and RL's are adjusted for sample dilution, as applicable

**Comments:** The client submitted filtered samples for dissolved analysis, but no MB or LCS were submitted. Therefore, dissolved data is qualified.
LBM 10/16/20

Reported: 11/3/2020
Version: 3.1
COA_CCR

Alabama Power
General Test Laboratory
744 County Road 87, GSC #8
Calera, AL 35040

# Batch QC Summary

Alabama Power

**Customer Account:** WMWGORAP
**Sample Date:** 9/21/20 15:45
**Customer ID:**
**Delivery Date:** 9/23/20 09:36

**Description:** Gorgas Ash Pond - MW-16S

**Laboratory ID Number:** BA17788

| Sample | Analysis | Units | MB | MB Limit | Spike | MS | MSD | Standard | Standard Limit | Rec | Rec Limit | Prec | Prec Limit |
|---|---|---|---|---|---|---|---|---|---|---|---|---|---|
| BA17795 | Mercury, Total by CVAA | mg/L | 0.0000514 | 0.0005 | 0.004 | 0.00388 | 0.00385 | 0.00393 | 0.0034 to 0.0046 | 97.0 | 70 to 130 | 0.776 | 20 |
| BA17791 | Arsenic, Total | mg/L | 0.0000107 | 0.0001474 | 0.100 | 0.115 | 0.115 | 0.109 | 0.085 to 0.115 | 106 | 70 to 130 | 0.00 | 20 |
| BA17794 | Manganese, Dissolved | mg/L | -0.0000068 | 0.0001474 | 0.10 | 0.506 | 0.519 | 0.103 | 0.085 to 0.115 | 92.0 | 70 to 130 | 2.54 | 20 |
| BA17795 | Iron, Total | mg/L | 0.000157 | 0.0176 | 0.2 | 10.3 | 10.3 | 0.202 | 0.17 to 0.23 | 100 | 70 to 130 | 0.00 | 20 |
| BA17795 | Magnesium, Total | mg/L | -0.00102 | 0.0462 | 5.00 | 17.7 | 17.7 | 5.14 | 4.25 to 5.75 | 100 | 70 to 130 | 0.00 | 20 |
| BA17791 | Barium, Total | mg/L | -0.0000107 | 0.0002 | 0.10 | 0.122 | 0.125 | 0.105 | 0.085 to 0.115 | 98.3 | 70 to 130 | 2.43 | 20 |
| BA17797 | Iron, Dissolved | mg/L | 0.000118 | 0.0176 | 0.2 | 2.38 | 2.34 | 0.194 | 0.17 to 0.23 | 95.0 | 70 to 130 | 1.69 | 20 |
| BA17791 | Cobalt, Total | mg/L | -0.0000107 | 0.0001474 | 0.100 | 0.104 | 0.106 | 0.109 | 0.085 to 0.115 | 104 | 70 to 130 | 1.90 | 20 |
| BA17791 | Potassium, Total | mg/L | 0.000035 | 0.3674 | 10.0 | 11.7 | 12.0 | 10.2 | 8.5 to 11.5 | 95.0 | 70 to 130 | 2.53 | 20 |
| BA17791 | Manganese, Total | mg/L | 0.0000162 | 0.0001474 | 0.100 | 1.11 | 1.12 | 0.101 | 0.085 to 0.115 | -20.0 | 70 to 130 | 0.897 | 20 |
| BA17791 | Selenium, Total | mg/L | 0.0000583 | 0.001 | 0.100 | 0.101 | 0.103 | 0.105 | 0.085 to 0.115 | 101 | 70 to 130 | 1.96 | 20 |
| BA17795 | Sodium, Total | mg/L | 0.000602 | 0.044 | 5.00 | 77.9 | 77.7 | 5.15 | 4.25 to 5.75 | 100 | 70 to 130 | 0.257 | 20 |
| BA17791 | Beryllium, Total | mg/L | 0.000003 | 0.00088 | 0.100 | 0.0966 | 0.0940 | 0.0992 | 0.085 to 0.115 | 96.6 | 70 to 130 | 2.73 | 20 |
| BA17791 | Cadmium, Total | mg/L | 0.00000 | 0.0001474 | 0.100 | 0.0996 | 0.0994 | 0.104 | 0.085 to 0.115 | 99.6 | 70 to 130 | 0.201 | 20 |
| BA17791 | Chromium, Total | mg/L | 0.0000326 | 0.00044 | 0.100 | 0.103 | 0.105 | 0.106 | 0.085 to 0.115 | 103 | 70 to 130 | 1.92 | 20 |
| BA17791 | Lead, Total | mg/L | 0.0000065 | 0.0001474 | 0.100 | 0.106 | 0.107 | 0.109 | 0.085 to 0.115 | 106 | 70 to 130 | 0.939 | 20 |
| BA17791 | Thallium, Total | mg/L | 0.0000087 | 0.0001474 | 0.100 | 0.104 | 0.106 | 0.105 | 0.085 to 0.115 | 104 | 70 to 130 | 1.90 | 20 |
| BA17795 | Boron, Total | mg/L | 0.0000373 | 0.0650254 | 1.00 | 1.03 | 1.02 | 1.01 | 0.85 to 1.15 | 99.7 | 70 to 130 | 0.976 | 20 |
| BA17791 | Molybdenum, Total | mg/L | 0.0000171 | 0.0001474 | 0.100 | 0.108 | 0.108 | 0.107 | 0.085 to 0.115 | 108 | 70 to 130 | 0.00 | 20 |
| BA17791 | Antimony, Total | mg/L | 0.000272 | 0.001 | 0.100 | 0.104 | 0.104 | 0.101 | 0.085 to 0.115 | 104 | 70 to 130 | 0.00 | 20 |
| BA17795 | Calcium, Total | mg/L | 0.00161 | 0.1518 | 5.00 | 32.3 | 32.2 | 5.09 | 4.25 to 5.75 | 94.0 | 70 to 130 | 0.310 | 20 |
| BA17795 | Lithium, Total | mg/L | -0.0000202 | 0.0154 | 0.20 | 0.295 | 0.294 | 0.193 | 0.17 to 0.23 | 99.6 | 70 to 130 | 0.340 | 20 |

**Comments:** The client submitted filtered samples for dissolved analysis, but no MB or LCS were submitted. Therefore, dissolved data is qualified.
LBM 10/16/20

Reported: 11/3/2020
Version: 3.1
COA_CCR

Alabama Power
General Test Laboratory
744 County Road 87, GSC #8
Calera, AL 35040

Alabama Power

# Batch QC Summary

**Customer Account:** WMWGORAP
**Sample Date:** 9/21/20 15:45
**Customer ID:**
**Delivery Date:** 9/23/20 09:36

**Description:** Gorgas Ash Pond - MW-16S

**Laboratory ID Number:** BA17788

| Sample | Analysis | Units | MB | MB Limit | Spike | MS | Sample Duplicate | Standard | Standard Limit | Rec | Rec Limit | Prec | Prec Limit |
|---|---|---|---|---|---|---|---|---|---|---|---|---|---|
| BA17790 | Fluoride | mg/L | 0.0227 | 0.05 | 2.50 | 2.72 | 0.122 | 2.58 | 2.25 to 2.75 | 104 | 80 to 120 | 0.823 | 20 |
| BA17902 | Alkalinity, Total as CaCO3 | mg/L | | | | | 200 | 51.0 | 45.0 to 55.0 | | | 0.501 | 10 |
| BA17795 | Sulfate | mg/L | -0.595 | 0.50 | 20.0 | 23.1 | 4.68 | 19.5 | 18 to 22 | 92.8 | 80 to 120 | 3.04 | 20 |
| BA17790 | Chloride | mg/L | 0.00869 | 0.50 | 10.0 | 17.1 | 7.16 | 10.6 | 9 to 11 | 100 | 80 to 120 | 1.26 | 20 |
| BA17797 | Solids, Dissolved | mg/L | -2.00 | 25 | | | 1290 | 57.0 | 40 to 60 | | | 0.769 | 5 |

**Comments:** The client submitted filtered samples for dissolved analysis, but no MB or LCS were submitted. Therefore, dissolved data is qualified.
LBM 10/16/20

Reported: 11/3/2020
Version: 3.1
COA_CCR

Alabama Power
General Test Laboratory
744 County Road 87, GSC #8
Calera, AL 35040

# Certificate Of Analysis

Alabama Power

**Description:** Gorgas Ash Pond - MW-16D

**Location Code:** WMWGORAP
**Collected:** 9/22/20 09:18
**Customer ID:**
**Submittal Date:** 9/23/20 09:36

**Laboratory ID Number:** BA17789

| Name | Prepared | Analyzed | Vio Spec | DF | Results | Units | MDL | RL | Q |
|---|---|---|---|---|---|---|---|---|---|
| ***Analytical Method: EPA 200.7*** | ***Analyst: RDA*** | | | | ***Preparation Method: EPA 1638*** | | | | |
| * Boron, Total | 10/5/20 10:25 | 10/7/20 12:30 | | 1.015 | Not Detected | mg/L | 0.03 | 0.1 | U |
| * Calcium, Total | 10/5/20 10:25 | 10/7/20 12:30 | | 1.015 | 32.0 | mg/L | 0.1 | 0.5 | |
| * Iron, Total | 10/5/20 10:25 | 10/7/20 12:30 | | 1.015 | 0.195 | mg/L | 0.02 | 0.05 | |
| * Lithium, Total | 10/5/20 10:25 | 10/7/20 12:30 | | 1.015 | 0.0343 | mg/L | 0.01 | 0.02 | |
| * Magnesium, Total | 10/5/20 10:25 | 10/7/20 12:30 | | 1.015 | 11.9 | mg/L | 0.1 | 0.5 | |
| * Sodium, Total | 10/5/20 10:25 | 10/7/20 12:30 | | 1.015 | 28.7 | mg/L | 0.1 | 0.5 | |
| ***Analytical Method: EPA 200.7*** | ***Analyst: RDA*** | | | | | | | | |
| * Iron, Dissolved | 10/5/20 11:33 | 10/6/20 10:44 | | 1.015 | 0.166 | mg/L | 0.02 | 0.05 | |
| ***Analytical Method: EPA 200.8*** | ***Analyst: DLJ*** | | | | ***Preparation Method: EPA 1638*** | | | | |
| * Antimony, Total | 9/28/20 11:12 | 9/29/20 19:30 | | 1.015 | Not Detected | mg/L | 0.0008 | 0.003 | U |
| * Arsenic, Total | 9/28/20 11:12 | 9/29/20 19:30 | | 1.015 | Not Detected | mg/L | 0.001 | 0.005 | U |
| * Barium, Total | 9/28/20 11:12 | 10/1/20 14:15 | | 1.015 | 0.342 | mg/L | 0.002 | 0.01 | |
| * Beryllium, Total | 9/28/20 11:12 | 9/29/20 19:30 | | 1.015 | Not Detected | mg/L | 0.0006 | 0.003 | U |
| * Cadmium, Total | 9/28/20 11:12 | 9/29/20 19:30 | | 1.015 | Not Detected | mg/L | 0.0003 | 0.001 | U |
| * Chromium, Total | 9/28/20 11:12 | 9/29/20 19:30 | | 1.015 | Not Detected | mg/L | 0.002 | 0.01 | U |
| * Cobalt, Total | 9/28/20 11:12 | 9/29/20 19:30 | | 1.015 | Not Detected | mg/L | 0.002 | 0.005 | U |
| * Lead, Total | 9/28/20 11:12 | 9/29/20 19:30 | | 1.015 | Not Detected | mg/L | 0.001 | 0.005 | U |
| * Molybdenum, Total | 9/28/20 11:12 | 9/29/20 19:30 | | 1.015 | Not Detected | mg/L | 0.002 | 0.01 | U |
| * Potassium, Total | 9/28/20 11:12 | 9/29/20 19:30 | | 1.015 | 1.42 | mg/L | 0.3 | 2.5 | J |
| * Manganese, Total | 9/28/20 11:12 | 9/29/20 19:30 | | 1.015 | 0.0100 | mg/L | 0.001 | 0.005 | |
| * Selenium, Total | 9/28/20 11:12 | 9/29/20 19:30 | | 1.015 | Not Detected | mg/L | 0.002 | 0.01 | U |
| * Thallium, Total | 9/28/20 11:12 | 9/29/20 19:30 | | 1.015 | Not Detected | mg/L | 0.0002 | 0.001 | U |
| ***Analytical Method: EPA 200.8*** | ***Analyst: DLJ*** | | | | | | | | |
| * Manganese, Dissolved | 9/28/20 09:17 | 9/29/20 14:40 | | 1.015 | 0.0110 | mg/L | 0.001 | 0.005 | |
| ***Analytical Method: EPA 245.1*** | ***Analyst: GAS*** | | | | | | | | |
| * Mercury, Total by CVAA | 9/30/20 12:24 | 10/2/20 10:42 | | 1 | Not Detected | mg/L | 0.0003 | 0.0005 | U |
| ***Analytical Method: SM 2320 B*** | ***Analyst: JAG*** | | | | | | | | |
| Alkalinity, Total as CaCO3 | 10/1/20 13:25 | 10/1/20 14:30 | | 1 | 192 | mg/L | | 0.1 | |
| ***Analytical Method: SM 2540C*** | ***Analyst: TJW*** | | | | | | | | |
| * Solids, Dissolved | 9/23/20 12:59 | 9/25/20 10:00 | | 1 | 218 | mg/L | | 25 | |

MDL's and RL's are adjusted for sample dilution, as applicable

**Comments:** The client submitted filtered samples for dissolved analysis, but no MB or LCS were submitted. Therefore, dissolved data is qualified.
LBM 10/16/20

Reported: 11/3/2020
Version: 3.1
COA_CCR

Alabama Power
General Test Laboratory
744 County Road 87, GSC #8
Calera, AL 35040

# *Certificate Of Analysis*

Alabama Power

**Description:** Gorgas Ash Pond - MW-16D

**Location Code:** WMWGORAP
**Collected:** 9/22/20 09:18
**Customer ID:**
**Submittal Date:** 9/23/20 09:36

**Laboratory ID Number:** BA17789

| Name | Prepared | Analyzed | Vio Spec | DF | Results | Units | MDL | RL | Q |
|---|---|---|---|---|---|---|---|---|---|
| ***Analytical Method: SM 4500CO2 D*** | ***Analyst: JAG*** | | | | | | | | |
| Bicarbonate Alkalinity, (calc.) | 10/1/20 13:25 | 10/1/20 14:30 | | 1 | 191 | mg/L | | | |
| Carbonate Alkalinity, (calc.) | 10/1/20 13:25 | 10/1/20 14:30 | | 1 | 0.92 | mg/L | | | |
| ***Analytical Method: SM4500Cl E*** | ***Analyst: JCC*** | | | | | | | | |
| * Chloride | 9/25/20 13:47 | 9/25/20 13:47 | | 1 | 2.94 | mg/L | 0.50 | 1 | |
| ***Analytical Method: SM4500F G 2017*** | ***Analyst: JCC*** | | | | | | | | |
| * Fluoride | 9/28/20 12:33 | 9/28/20 12:33 | | 1 | 0.123 | mg/L | 0.06 | 0.1 | |
| ***Analytical Method: SM4500SO4 E 2011*** | ***Analyst: JCC*** | | | | | | | | |
| * Sulfate | 9/24/20 11:11 | 9/24/20 11:11 | | 1 | 13.6 | mg/L | 0.50 | 1 | |
| ***Analytical Method: Field Measurements*** | ***Analyst: AWG*** | | | | | | | | |
| Conductivity | 9/22/20 09:14 | 9/22/20 09:14 | | | 331.72 | uS/cm | | | FA |
| pH | 9/22/20 09:14 | 9/22/20 09:14 | | | 7.52 | SU | | | FA |
| Temperature | 9/22/20 09:14 | 9/22/20 09:14 | | | 17.66 | C | | | FA |
| Turbidity | 9/22/20 09:14 | 9/22/20 09:14 | | | 0.4 | NTU | | | FA |

MDL's and RL's are adjusted for sample dilution, as applicable

**Comments:** The client submitted filtered samples for dissolved analysis, but no MB or LCS were submitted. Therefore, dissolved data is qualified.
LBM 10/16/20

Reported: 11/3/2020
Version: 3.1
COA_CCR

Alabama Power
General Test Laboratory
744 County Road 87, GSC #8
Calera, AL 35040

# Batch QC Summary

Alabama Power

**Customer Account:** WMWGORAP
**Sample Date:** 9/22/20 09:18
**Customer ID:**
**Delivery Date:** 9/23/20 09:36

**Description**: Gorgas Ash Pond - MW-16D

**Laboratory ID Number:** BA17789

| Sample | Analysis | Units | MB | MB Limit | Spike | MS | MSD | Standard | Standard Limit | Rec | Rec Limit | Prec | Prec Limit |
|---|---|---|---|---|---|---|---|---|---|---|---|---|---|
| BA17795 | Mercury, Total by CVAA | mg/L | 0.0000514 | 0.0005 | 0.004 | 0.00388 | 0.00385 | 0.00393 | 0.0034 to 0.0046 | 97.0 | 70 to 130 | 0.776 | 20 |
| BA17791 | Arsenic, Total | mg/L | 0.0000107 | 0.0001474 | 0.100 | 0.115 | 0.115 | 0.109 | 0.085 to 0.115 | 106 | 70 to 130 | 0.00 | 20 |
| BA17794 | Manganese, Dissolved | mg/L | -0.0000068 | 0.0001474 | 0.10 | 0.506 | 0.519 | 0.103 | 0.085 to 0.115 | 92.0 | 70 to 130 | 2.54 | 20 |
| BA17795 | Iron, Total | mg/L | 0.000157 | 0.0176 | 0.2 | 10.3 | 10.3 | 0.202 | 0.17 to 0.23 | 100 | 70 to 130 | 0.00 | 20 |
| BA17795 | Magnesium, Total | mg/L | -0.00102 | 0.0462 | 5.00 | 17.7 | 17.7 | 5.14 | 4.25 to 5.75 | 100 | 70 to 130 | 0.00 | 20 |
| BA17791 | Cobalt, Total | mg/L | -0.0000107 | 0.0001474 | 0.100 | 0.104 | 0.106 | 0.109 | 0.085 to 0.115 | 104 | 70 to 130 | 1.90 | 20 |
| BA17791 | Potassium, Total | mg/L | 0.000035 | 0.3674 | 10.0 | 11.7 | 12.0 | 10.2 | 8.5 to 11.5 | 95.0 | 70 to 130 | 2.53 | 20 |
| BA17791 | Manganese, Total | mg/L | 0.0000162 | 0.0001474 | 0.100 | 1.11 | 1.12 | 0.101 | 0.085 to 0.115 | -20.0 | 70 to 130 | 0.897 | 20 |
| BA17791 | Selenium, Total | mg/L | 0.0000583 | 0.001 | 0.100 | 0.101 | 0.103 | 0.105 | 0.085 to 0.115 | 101 | 70 to 130 | 1.96 | 20 |
| BA17795 | Sodium, Total | mg/L | 0.000602 | 0.044 | 5.00 | 77.9 | 77.7 | 5.15 | 4.25 to 5.75 | 100 | 70 to 130 | 0.257 | 20 |
| BA17791 | Barium, Total | mg/L | -0.0000107 | 0.0002 | 0.10 | 0.122 | 0.125 | 0.105 | 0.085 to 0.115 | 98.3 | 70 to 130 | 2.43 | 20 |
| BA17797 | Iron, Dissolved | mg/L | 0.000118 | 0.0176 | 0.2 | 2.38 | 2.34 | 0.194 | 0.17 to 0.23 | 95.0 | 70 to 130 | 1.69 | 20 |
| BA17791 | Molybdenum, Total | mg/L | 0.0000171 | 0.0001474 | 0.100 | 0.108 | 0.108 | 0.107 | 0.085 to 0.115 | 108 | 70 to 130 | 0.00 | 20 |
| BA17791 | Antimony, Total | mg/L | 0.000272 | 0.001 | 0.100 | 0.104 | 0.104 | 0.101 | 0.085 to 0.115 | 104 | 70 to 130 | 0.00 | 20 |
| BA17795 | Calcium, Total | mg/L | 0.00161 | 0.1518 | 5.00 | 32.3 | 32.2 | 5.09 | 4.25 to 5.75 | 94.0 | 70 to 130 | 0.310 | 20 |
| BA17795 | Lithium, Total | mg/L | -0.0000202 | 0.0154 | 0.20 | 0.295 | 0.294 | 0.193 | 0.17 to 0.23 | 99.6 | 70 to 130 | 0.340 | 20 |
| BA17791 | Beryllium, Total | mg/L | 0.000003 | 0.00088 | 0.100 | 0.0966 | 0.0940 | 0.0992 | 0.085 to 0.115 | 96.6 | 70 to 130 | 2.73 | 20 |
| BA17791 | Cadmium, Total | mg/L | 0.00000 | 0.0001474 | 0.100 | 0.0996 | 0.0994 | 0.104 | 0.085 to 0.115 | 99.6 | 70 to 130 | 0.201 | 20 |
| BA17791 | Chromium, Total | mg/L | 0.0000326 | 0.00044 | 0.100 | 0.103 | 0.105 | 0.106 | 0.085 to 0.115 | 103 | 70 to 130 | 1.92 | 20 |
| BA17791 | Lead, Total | mg/L | 0.0000065 | 0.0001474 | 0.100 | 0.106 | 0.107 | 0.109 | 0.085 to 0.115 | 106 | 70 to 130 | 0.939 | 20 |
| BA17791 | Thallium, Total | mg/L | 0.0000087 | 0.0001474 | 0.100 | 0.104 | 0.106 | 0.105 | 0.085 to 0.115 | 104 | 70 to 130 | 1.90 | 20 |
| BA17795 | Boron, Total | mg/L | 0.0000373 | 0.0650254 | 1.00 | 1.03 | 1.02 | 1.01 | 0.85 to 1.15 | 99.7 | 70 to 130 | 0.976 | 20 |

**Comments:** The client submitted filtered samples for dissolved analysis, but no MB or LCS were submitted. Therefore, dissolved data is qualified.
LBM 10/16/20

Reported: 11/3/2020
Version: 3.1
COA_CCR

Alabama Power
General Test Laboratory
744 County Road 87, GSC #8
Calera, AL 35040

Alabama Power

# Batch QC Summary

**Customer Account:** WMWGORAP
**Sample Date:** 9/22/20 09:18
**Customer ID:**
**Delivery Date:** 9/23/20 09:36

**Description:** Gorgas Ash Pond - MW-16D

**Laboratory ID Number:** BA17789

| Sample | Analysis | Units | MB | MB Limit | Spike | MS | Sample Duplicate | Standard | Standard Limit | Rec | Rec Limit | Prec | Prec Limit |
|---|---|---|---|---|---|---|---|---|---|---|---|---|---|
| BA17790 | Fluoride | mg/L | 0.0227 | 0.05 | 2.50 | 2.72 | 0.122 | 2.58 | 2.25 to 2.75 | 104 | 80 to 120 | 0.823 | 20 |
| BA17902 | Alkalinity, Total as CaCO3 | mg/L | | | | | 200 | 51.0 | 45.0 to 55.0 | | | 0.501 | 10 |
| BA17795 | Sulfate | mg/L | -0.595 | 0.50 | 20.0 | 23.1 | 4.68 | 19.5 | 18 to 22 | 92.8 | 80 to 120 | 3.04 | 20 |
| BA17790 | Chloride | mg/L | 0.00869 | 0.50 | 10.0 | 17.1 | 7.16 | 10.6 | 9 to 11 | 100 | 80 to 120 | 1.26 | 20 |
| BA17797 | Solids, Dissolved | mg/L | -2.00 | 25 | | | 1290 | 57.0 | 40 to 60 | | | 0.769 | 5 |

**Comments:** The client submitted filtered samples for dissolved analysis, but no MB or LCS were submitted. Therefore, dissolved data is qualified.
LBM 10/16/20

Reported: 11/3/2020
Version: 3.1
COA_CCR

Alabama Power
General Test Laboratory
744 County Road 87, GSC #8
Calera, AL 35040

# Certificate Of Analysis

Alabama Power

**Description:** Gorgas Ash Pond - MW-42H

**Location Code:** WMWGORAP
**Collected:** 9/22/20 10:50
**Customer ID:**
**Submittal Date:** 9/23/20 09:36

**Laboratory ID Number:** BA17790

| Name | Prepared | Analyzed | Vio Spec | DF | Results | Units | MDL | RL | Q |
|---|---|---|---|---|---|---|---|---|---|
| ***Analytical Method: EPA 200.7*** | ***Analyst: RDA*** | | | | ***Preparation Method: EPA 1638*** | | | | |
| * Boron, Total | 10/5/20 10:25 | 10/7/20 12:34 | | 1.015 | 0.0469 | mg/L | 0.03 | 0.1 | J |
| * Calcium, Total | 10/5/20 10:25 | 10/7/20 13:20 | | 10.15 | 142 | mg/L | 1.015 | 5.075 | |
| * Iron, Total | 10/5/20 10:25 | 10/7/20 13:20 | | 10.15 | 4.37 | mg/L | 0.203 | 0.5075 | |
| * Lithium, Total | 10/5/20 10:25 | 10/7/20 12:34 | | 1.015 | 0.0333 | mg/L | 0.01 | 0.02 | |
| * Magnesium, Total | 10/5/20 10:25 | 10/7/20 13:20 | | 10.15 | 54.8 | mg/L | 1.015 | 5.075 | |
| * Sodium, Total | 10/5/20 10:25 | 10/7/20 12:34 | | 1.015 | 27.9 | mg/L | 0.1 | 0.5 | |
| ***Analytical Method: EPA 200.7*** | ***Analyst: RDA*** | | | | | | | | |
| * Iron, Dissolved | 10/5/20 11:33 | 10/6/20 10:47 | | 1.015 | 3.47 | mg/L | 0.02 | 0.05 | |
| ***Analytical Method: EPA 200.8*** | ***Analyst: DLJ*** | | | | ***Preparation Method: EPA 1638*** | | | | |
| * Antimony, Total | 9/28/20 11:12 | 10/1/20 14:17 | | 1.015 | Not Detected | mg/L | 0.0008 | 0.003 | U |
| * Arsenic, Total | 9/28/20 11:12 | 10/1/20 14:17 | | 1.015 | 0.00912 | mg/L | 0.001 | 0.005 | |
| * Barium, Total | 9/28/20 11:12 | 10/1/20 14:17 | | 1.015 | 0.0237 | mg/L | 0.002 | 0.01 | |
| * Beryllium, Total | 9/28/20 11:12 | 10/1/20 14:17 | | 1.015 | Not Detected | mg/L | 0.0006 | 0.003 | U |
| * Cadmium, Total | 9/28/20 11:12 | 10/1/20 14:17 | | 1.015 | Not Detected | mg/L | 0.0003 | 0.001 | U |
| * Chromium, Total | 9/28/20 11:12 | 10/1/20 14:17 | | 1.015 | Not Detected | mg/L | 0.002 | 0.01 | U |
| * Cobalt, Total | 9/28/20 11:12 | 10/1/20 14:17 | | 1.015 | Not Detected | mg/L | 0.002 | 0.005 | U |
| * Lead, Total | 9/28/20 11:12 | 10/1/20 14:17 | | 1.015 | Not Detected | mg/L | 0.001 | 0.005 | U |
| * Molybdenum, Total | 9/28/20 11:12 | 10/1/20 14:17 | | 1.015 | Not Detected | mg/L | 0.002 | 0.01 | U |
| * Potassium, Total | 9/28/20 11:12 | 10/1/20 14:17 | | 1.015 | 2.29 | mg/L | 0.3 | 2.5 | J |
| * Manganese, Total | 9/28/20 11:12 | 10/1/20 14:17 | | 1.015 | 1.11 | mg/L | 0.001 | 0.005 | |
| * Selenium, Total | 9/28/20 11:12 | 10/1/20 14:17 | | 1.015 | Not Detected | mg/L | 0.002 | 0.01 | U |
| * Thallium, Total | 9/28/20 11:12 | 10/1/20 14:17 | | 1.015 | Not Detected | mg/L | 0.0002 | 0.001 | U |
| ***Analytical Method: EPA 200.8*** | ***Analyst: DLJ*** | | | | | | | | |
| * Manganese, Dissolved | 9/28/20 09:17 | 9/29/20 14:42 | | 1.015 | 1.07 | mg/L | 0.001 | 0.005 | |
| ***Analytical Method: EPA 245.1*** | ***Analyst: GAS*** | | | | | | | | |
| * Mercury, Total by CVAA | 9/30/20 12:24 | 10/2/20 10:45 | | 1 | Not Detected | mg/L | 0.0003 | 0.0005 | U |
| ***Analytical Method: SM 2320 B*** | ***Analyst: JAG*** | | | | | | | | |
| Alkalinity, Total as CaCO3 | 10/1/20 13:25 | 10/1/20 14:30 | | 1 | 194 | mg/L | | 0.1 | |
| ***Analytical Method: SM 2540C*** | ***Analyst: TJW*** | | | | | | | | |
| * Solids, Dissolved | 9/23/20 12:59 | 9/25/20 10:00 | | 1 | 800 | mg/L | | 50 | |

MDL's and RL's are adjusted for sample dilution, as applicable

**Comments:** The client submitted filtered samples for dissolved analysis, but no MB or LCS were submitted. Therefore, dissolved data is qualified.
LBM 10/16/20

Reported: 11/3/2020
Version: 3.1
COA_CCR

Alabama Power
General Test Laboratory
744 County Road 87, GSC #8
Calera, AL 35040

# *Certificate Of Analysis*

Alabama Power

**Description:** Gorgas Ash Pond - MW-42H

**Location Code:** WMWGORAP
**Collected:** 9/22/20 10:50
**Customer ID:**
**Submittal Date:** 9/23/20 09:36

**Laboratory ID Number:** BA17790

| Name | Prepared | Analyzed | Vio Spec | DF | Results | Units | MDL | RL | Q |
|---|---|---|---|---|---|---|---|---|---|
| ***Analytical Method: SM 4500CO2 D*** | ***Analyst: JAG*** | | | | | | | | |
| Bicarbonate Alkalinity, (calc.) | 10/1/20 13:25 | 10/1/20 14:30 | | 1 | 194 | mg/L | | | |
| Carbonate Alkalinity, (calc.) | 10/1/20 13:25 | 10/1/20 14:30 | | 1 | 0.09 | mg/L | | | |
| ***Analytical Method: SM4500Cl E*** | ***Analyst: JCC*** | | | | | | | | |
| * Chloride | 9/25/20 13:48 | 9/25/20 13:48 | | 1 | 7.07 | mg/L | 0.50 | 1 | |
| ***Analytical Method: SM4500F G 2017*** | ***Analyst: JCC*** | | | | | | | | |
| * Fluoride | 9/28/20 12:34 | 9/28/20 12:34 | | 1 | 0.121 | mg/L | 0.06 | 0.1 | |
| ***Analytical Method: SM4500SO4 E 2011*** | ***Analyst: JCC*** | | | | | | | | |
| * Sulfate | 9/24/20 11:18 | 9/24/20 11:18 | | 25 | 372 | mg/L | 12.50 | 25 | |
| ***Analytical Method: Field Measurements*** | ***Analyst: AWG*** | | | | | | | | |
| Conductivity | 9/22/20 10:46 | 9/22/20 10:46 | | | 861.97 | uS/cm | | | FA |
| pH | 9/22/20 10:46 | 9/22/20 10:46 | | | 6.51 | SU | | | FA |
| Temperature | 9/22/20 10:46 | 9/22/20 10:46 | | | 17.91 | C | | | FA |
| Turbidity | 9/22/20 10:46 | 9/22/20 10:46 | | | 8.42 | NTU | | | FA |

MDL's and RL's are adjusted for sample dilution, as applicable

**Comments:** The client submitted filtered samples for dissolved analysis, but no MB or LCS were submitted. Therefore, dissolved data is qualified.
LBM 10/16/20

Reported: 11/3/2020
Version: 3.1
COA_CCR

Alabama Power
General Test Laboratory
744 County Road 87, GSC #8
Calera, AL 35040

# Batch QC Summary

Alabama Power

**Customer Account:** WMWGORAP
**Sample Date:** 9/22/20 10:50
**Customer ID:**
**Delivery Date:** 9/23/20 09:36

**Description**: Gorgas Ash Pond - MW-42H

**Laboratory ID Number:** BA17790

| Sample | Analysis | Units | MB | MB Limit | Spike | MS | MSD | Standard | Standard Limit | Rec | Rec Limit | Prec | Prec Limit |
|---|---|---|---|---|---|---|---|---|---|---|---|---|---|
| BA17795 | Mercury, Total by CVAA | mg/L | 0.0000514 | 0.0005 | 0.004 | 0.00388 | 0.00385 | 0.00393 | 0.0034 to 0.0046 | 97.0 | 70 to 130 | 0.776 | 20 |
| BA17791 | Arsenic, Total | mg/L | 0.0000107 | 0.0001474 | 0.100 | 0.115 | 0.115 | 0.109 | 0.085 to 0.115 | 106 | 70 to 130 | 0.00 | 20 |
| BA17794 | Manganese, Dissolved | mg/L | -0.0000068 | 0.0001474 | 0.10 | 0.506 | 0.519 | 0.103 | 0.085 to 0.115 | 92.0 | 70 to 130 | 2.54 | 20 |
| BA17795 | Iron, Total | mg/L | 0.000157 | 0.0176 | 0.2 | 10.3 | 10.3 | 0.202 | 0.17 to 0.23 | 100 | 70 to 130 | 0.00 | 20 |
| BA17795 | Magnesium, Total | mg/L | -0.00102 | 0.0462 | 5.00 | 17.7 | 17.7 | 5.14 | 4.25 to 5.75 | 100 | 70 to 130 | 0.00 | 20 |
| BA17791 | Barium, Total | mg/L | -0.0000107 | 0.0002 | 0.10 | 0.122 | 0.125 | 0.105 | 0.085 to 0.115 | 98.3 | 70 to 130 | 2.43 | 20 |
| BA17797 | Iron, Dissolved | mg/L | 0.000118 | 0.0176 | 0.2 | 2.38 | 2.34 | 0.194 | 0.17 to 0.23 | 95.0 | 70 to 130 | 1.69 | 20 |
| BA17791 | Molybdenum, Total | mg/L | 0.0000171 | 0.0001474 | 0.100 | 0.108 | 0.108 | 0.107 | 0.085 to 0.115 | 108 | 70 to 130 | 0.00 | 20 |
| BA17791 | Antimony, Total | mg/L | 0.000272 | 0.001 | 0.100 | 0.104 | 0.104 | 0.101 | 0.085 to 0.115 | 104 | 70 to 130 | 0.00 | 20 |
| BA17795 | Calcium, Total | mg/L | 0.00161 | 0.1518 | 5.00 | 32.3 | 32.2 | 5.09 | 4.25 to 5.75 | 94.0 | 70 to 130 | 0.310 | 20 |
| BA17795 | Lithium, Total | mg/L | -0.0000202 | 0.0154 | 0.20 | 0.295 | 0.294 | 0.193 | 0.17 to 0.23 | 99.6 | 70 to 130 | 0.340 | 20 |
| BA17791 | Beryllium, Total | mg/L | 0.000003 | 0.00088 | 0.100 | 0.0966 | 0.0940 | 0.0992 | 0.085 to 0.115 | 96.6 | 70 to 130 | 2.73 | 20 |
| BA17791 | Cadmium, Total | mg/L | 0.00000 | 0.0001474 | 0.100 | 0.0996 | 0.0994 | 0.104 | 0.085 to 0.115 | 99.6 | 70 to 130 | 0.201 | 20 |
| BA17791 | Chromium, Total | mg/L | 0.0000326 | 0.00044 | 0.100 | 0.103 | 0.105 | 0.106 | 0.085 to 0.115 | 103 | 70 to 130 | 1.92 | 20 |
| BA17791 | Lead, Total | mg/L | 0.0000065 | 0.0001474 | 0.100 | 0.106 | 0.107 | 0.109 | 0.085 to 0.115 | 106 | 70 to 130 | 0.939 | 20 |
| BA17791 | Thallium, Total | mg/L | 0.0000087 | 0.0001474 | 0.100 | 0.104 | 0.106 | 0.105 | 0.085 to 0.115 | 104 | 70 to 130 | 1.90 | 20 |
| BA17795 | Boron, Total | mg/L | 0.0000373 | 0.0650254 | 1.00 | 1.03 | 1.02 | 1.01 | 0.85 to 1.15 | 99.7 | 70 to 130 | 0.976 | 20 |
| BA17791 | Cobalt, Total | mg/L | -0.0000107 | 0.0001474 | 0.100 | 0.104 | 0.106 | 0.109 | 0.085 to 0.115 | 104 | 70 to 130 | 1.90 | 20 |
| BA17791 | Potassium, Total | mg/L | 0.000035 | 0.3674 | 10.0 | 11.7 | 12.0 | 10.2 | 8.5 to 11.5 | 95.0 | 70 to 130 | 2.53 | 20 |
| BA17791 | Manganese, Total | mg/L | 0.0000162 | 0.0001474 | 0.100 | 1.11 | 1.12 | 0.101 | 0.085 to 0.115 | -20.0 | 70 to 130 | 0.897 | 20 |
| BA17791 | Selenium, Total | mg/L | 0.0000583 | 0.001 | 0.100 | 0.101 | 0.103 | 0.105 | 0.085 to 0.115 | 101 | 70 to 130 | 1.96 | 20 |
| BA17795 | Sodium, Total | mg/L | 0.000602 | 0.044 | 5.00 | 77.9 | 77.7 | 5.15 | 4.25 to 5.75 | 100 | 70 to 130 | 0.257 | 20 |

**Comments:** The client submitted filtered samples for dissolved analysis, but no MB or LCS were submitted. Therefore, dissolved data is qualified.
LBM 10/16/20

Reported: 11/3/2020
Version: 3.1
COA_CCR

Alabama Power
General Test Laboratory
744 County Road 87, GSC #8
Calera, AL 35040

Alabama Power

# Batch QC Summary

**Customer Account:** WMWGORAP
**Sample Date:** 9/22/20 10:50
**Customer ID:**
**Delivery Date:** 9/23/20 09:36

**Description:** Gorgas Ash Pond - MW-42H

**Laboratory ID Number:** BA17790

| Sample | Analysis | Units | MB | MB Limit | Spike | MS | Sample Duplicate | Standard | Standard Limit | Rec | Rec Limit | Prec | Prec Limit |
|---|---|---|---|---|---|---|---|---|---|---|---|---|---|
| BA17790 | Fluoride | mg/L | 0.0227 | 0.05 | 2.50 | 2.72 | 0.122 | 2.58 | 2.25 to 2.75 | 104 | 80 to 120 | 0.823 | 20 |
| BA17902 | Alkalinity, Total as CaCO3 | mg/L | | | | | 200 | 51.0 | 45.0 to 55.0 | | | 0.501 | 10 |
| BA17795 | Sulfate | mg/L | -0.595 | 0.50 | 20.0 | 23.1 | 4.68 | 19.5 | 18 to 22 | 92.8 | 80 to 120 | 3.04 | 20 |
| BA17790 | Chloride | mg/L | 0.00869 | 0.50 | 10.0 | 17.1 | 7.16 | 10.6 | 9 to 11 | 100 | 80 to 120 | 1.26 | 20 |
| BA17797 | Solids, Dissolved | mg/L | -2.00 | 25 | | | 1290 | 57.0 | 40 to 60 | | | 0.769 | 5 |

**Comments:** The client submitted filtered samples for dissolved analysis, but no MB or LCS were submitted. Therefore, dissolved data is qualified.
LBM 10/16/20

Reported: 11/3/2020
Version: 3.1
COA_CCR

Alabama Power
General Test Laboratory
744 County Road 87, GSC #8
Calera, AL 35040

# Certificate Of Analysis

Alabama Power

**Description:** Gorgas Ash Pond - MW-42H DUP

**Location Code:** WMWGORAP
**Collected:** 9/22/20 10:50
**Customer ID:**
**Submittal Date:** 9/23/20 09:36

**Laboratory ID Number:** BA17791

| Name | Prepared | Analyzed | Vio Spec | DF | Results | Units | MDL | RL | Q |
|---|---|---|---|---|---|---|---|---|---|
| ***Analytical Method: EPA 200.7*** | ***Analyst: RDA*** | | | | ***Preparation Method: EPA 1638*** | | | | |
| * Boron, Total | 10/5/20 10:25 | 10/7/20 12:37 | | 1.015 | 0.0478 | mg/L | 0.03 | 0.1 | J |
| * Calcium, Total | 10/5/20 10:25 | 10/7/20 13:23 | | 10.15 | 143 | mg/L | 1.015 | 5.075 | |
| * Iron, Total | 10/5/20 10:25 | 10/7/20 12:37 | | 1.015 | 4.04 | mg/L | 0.02 | 0.05 | |
| * Lithium, Total | 10/5/20 10:25 | 10/7/20 12:37 | | 1.015 | 0.0335 | mg/L | 0.01 | 0.02 | |
| * Magnesium, Total | 10/5/20 10:25 | 10/7/20 13:23 | | 10.15 | 54.8 | mg/L | 1.015 | 5.075 | |
| * Sodium, Total | 10/5/20 10:25 | 10/7/20 12:37 | | 1.015 | 28.1 | mg/L | 0.1 | 0.5 | |
| ***Analytical Method: EPA 200.7*** | ***Analyst: RDA*** | | | | | | | | |
| * Iron, Dissolved | 10/5/20 11:33 | 10/6/20 10:50 | | 1.015 | 3.39 | mg/L | 0.02 | 0.05 | |
| ***Analytical Method: EPA 200.8*** | ***Analyst: DLJ*** | | | | ***Preparation Method: EPA 1638*** | | | | |
| * Antimony, Total | 9/28/20 11:12 | 10/1/20 14:20 | | 1.015 | Not Detected | mg/L | 0.0008 | 0.003 | U |
| * Arsenic, Total | 9/28/20 11:12 | 10/1/20 14:20 | | 1.015 | 0.00893 | mg/L | 0.001 | 0.005 | |
| * Barium, Total | 9/28/20 11:12 | 10/1/20 14:20 | | 1.015 | 0.0237 | mg/L | 0.002 | 0.01 | |
| * Beryllium, Total | 9/28/20 11:12 | 10/1/20 14:20 | | 1.015 | Not Detected | mg/L | 0.0006 | 0.003 | U |
| * Cadmium, Total | 9/28/20 11:12 | 10/1/20 14:20 | | 1.015 | Not Detected | mg/L | 0.0003 | 0.001 | U |
| * Chromium, Total | 9/28/20 11:12 | 10/1/20 14:20 | | 1.015 | Not Detected | mg/L | 0.002 | 0.01 | U |
| * Cobalt, Total | 9/28/20 11:12 | 10/1/20 14:20 | | 1.015 | Not Detected | mg/L | 0.002 | 0.005 | U |
| * Lead, Total | 9/28/20 11:12 | 10/1/20 14:20 | | 1.015 | Not Detected | mg/L | 0.001 | 0.005 | U |
| * Molybdenum, Total | 9/28/20 11:12 | 10/1/20 14:20 | | 1.015 | Not Detected | mg/L | 0.002 | 0.01 | U |
| * Potassium, Total | 9/28/20 11:12 | 10/1/20 14:20 | | 1.015 | 2.20 | mg/L | 0.3 | 2.5 | J |
| * Manganese, Total | 9/28/20 11:12 | 10/1/20 14:20 | | 1.015 | 1.13 | mg/L | 0.001 | 0.005 | RA |
| * Selenium, Total | 9/28/20 11:12 | 10/1/20 14:20 | | 1.015 | Not Detected | mg/L | 0.002 | 0.01 | U |
| * Thallium, Total | 9/28/20 11:12 | 10/1/20 14:20 | | 1.015 | Not Detected | mg/L | 0.0002 | 0.001 | U |
| ***Analytical Method: EPA 200.8*** | ***Analyst: DLJ*** | | | | | | | | |
| * Manganese, Dissolved | 9/28/20 09:17 | 9/29/20 14:45 | | 1.015 | 1.06 | mg/L | 0.001 | 0.005 | |
| ***Analytical Method: EPA 245.1*** | ***Analyst: GAS*** | | | | | | | | |
| * Mercury, Total by CVAA | 9/30/20 12:24 | 10/2/20 10:47 | | 1 | Not Detected | mg/L | 0.0003 | 0.0005 | U |
| ***Analytical Method: SM 2320 B*** | ***Analyst: JAG*** | | | | | | | | |
| Alkalinity, Total as CaCO3 | 10/1/20 13:25 | 10/1/20 14:30 | | 1 | 183 | mg/L | | 0.1 | |
| ***Analytical Method: SM 2540C*** | ***Analyst: TJW*** | | | | | | | | |
| * Solids, Dissolved | 9/23/20 12:59 | 9/25/20 10:00 | | 1 | 802 | mg/L | | 50 | |

MDL's and RL's are adjusted for sample dilution, as applicable

**Comments:** The client submitted filtered samples for dissolved analysis, but no MB or LCS were submitted. Therefore, dissolved data is qualified.
LBM 10/16/20

Reported: 11/3/2020
Version: 3.1
COA_CCR

Alabama Power
General Test Laboratory
744 County Road 87, GSC #8
Calera, AL 35040

# Certificate Of Analysis

Alabama Power

**Description:** Gorgas Ash Pond - MW-42H DUP

**Location Code:** WMWGORAP
**Collected:** 9/22/20 10:50
**Customer ID:**
**Submittal Date:** 9/23/20 09:36

**Laboratory ID Number:** BA17791

| Name | Prepared | Analyzed | Vio Spec | DF | Results | Units | MDL | RL | Q |
|---|---|---|---|---|---|---|---|---|---|
| ***Analytical Method: SM 4500CO2 D*** | ***Analyst: JAG*** | | | | | | | | |
| Bicarbonate Alkalinity, (calc.) | 10/1/20 13:25 | 10/1/20 14:30 | | 1 | 183 | mg/L | | | |
| Carbonate Alkalinity, (calc.) | 10/1/20 13:25 | 10/1/20 14:30 | | 1 | 0.08 | mg/L | | | |
| ***Analytical Method: SM4500Cl E*** | ***Analyst: JCC*** | | | | | | | | |
| * Chloride | 9/25/20 14:04 | 9/25/20 14:04 | | 1 | 7.29 | mg/L | 0.50 | 1 | |
| ***Analytical Method: SM4500F G 2017*** | ***Analyst: JCC*** | | | | | | | | |
| * Fluoride | 9/28/20 12:45 | 9/28/20 12:45 | | 1 | 0.141 | mg/L | 0.06 | 0.1 | |
| ***Analytical Method: SM4500SO4 E 2011*** | ***Analyst: JCC*** | | | | | | | | |
| * Sulfate | 9/24/20 11:19 | 9/24/20 11:19 | | 25 | 371 | mg/L | 12.50 | 25 | |
| ***Analytical Method: Field Measurements*** | ***Analyst: AWG*** | | | | | | | | |
| Conductivity | 9/22/20 10:46 | 9/22/20 10:46 | | | 861.97 | uS/cm | | | FA |
| pH | 9/22/20 10:46 | 9/22/20 10:46 | | | 6.51 | SU | | | FA |
| Temperature | 9/22/20 10:46 | 9/22/20 10:46 | | | 17.91 | C | | | FA |
| Turbidity | 9/22/20 10:46 | 9/22/20 10:46 | | | 8.42 | NTU | | | FA |

MDL's and RL's are adjusted for sample dilution, as applicable

**Comments:** The client submitted filtered samples for dissolved analysis, but no MB or LCS were submitted. Therefore, dissolved data is qualified.
LBM 10/16/20

Reported: 11/3/2020
Version: 3.1
COA_CCR

Alabama Power
General Test Laboratory
744 County Road 87, GSC #8
Calera, AL 35040

# Batch QC Summary

Alabama Power

**Customer Account:** WMWGORAP
**Sample Date:** 9/22/20 10:50
**Customer ID:**
**Delivery Date:** 9/23/20 09:36

**Description**: Gorgas Ash Pond - MW-42H DUP

**Laboratory ID Number:** BA17791

| Sample | Analysis | Units | MB | MB Limit | Spike | MS | MSD | Standard | Standard Limit | Rec | Rec Limit | Prec | Prec Limit |
|---|---|---|---|---|---|---|---|---|---|---|---|---|---|
| BA17795 | Mercury, Total by CVAA | mg/L | 0.0000514 | 0.0005 | 0.004 | 0.00388 | 0.00385 | 0.00393 | 0.0034 to 0.0046 | 97.0 | 70 to 130 | 0.776 | 20 |
| BA17791 | Barium, Total | mg/L | -0.0000107 | 0.0002 | 0.10 | 0.122 | 0.125 | 0.105 | 0.085 to 0.115 | 98.3 | 70 to 130 | 2.43 | 20 |
| BA17797 | Iron, Dissolved | mg/L | 0.000118 | 0.0176 | 0.2 | 2.38 | 2.34 | 0.194 | 0.17 to 0.23 | 95.0 | 70 to 130 | 1.69 | 20 |
| BA17791 | Cobalt, Total | mg/L | -0.0000107 | 0.0001474 | 0.100 | 0.104 | 0.106 | 0.109 | 0.085 to 0.115 | 104 | 70 to 130 | 1.90 | 20 |
| BA17791 | Potassium, Total | mg/L | 0.000035 | 0.3674 | 10.0 | 11.7 | 12.0 | 10.2 | 8.5 to 11.5 | 95.0 | 70 to 130 | 2.53 | 20 |
| BA17791 | Manganese, Total | mg/L | 0.0000162 | 0.0001474 | 0.100 | 1.11 | 1.12 | 0.101 | 0.085 to 0.115 | -20.0 | 70 to 130 | 0.897 | 20 |
| BA17791 | Selenium, Total | mg/L | 0.0000583 | 0.001 | 0.100 | 0.101 | 0.103 | 0.105 | 0.085 to 0.115 | 101 | 70 to 130 | 1.96 | 20 |
| BA17795 | Sodium, Total | mg/L | 0.000602 | 0.044 | 5.00 | 77.9 | 77.7 | 5.15 | 4.25 to 5.75 | 100 | 70 to 130 | 0.257 | 20 |
| BA17791 | Molybdenum, Total | mg/L | 0.0000171 | 0.0001474 | 0.100 | 0.108 | 0.108 | 0.107 | 0.085 to 0.115 | 108 | 70 to 130 | 0.00 | 20 |
| BA17791 | Antimony, Total | mg/L | 0.000272 | 0.001 | 0.100 | 0.104 | 0.104 | 0.101 | 0.085 to 0.115 | 104 | 70 to 130 | 0.00 | 20 |
| BA17795 | Calcium, Total | mg/L | 0.00161 | 0.1518 | 5.00 | 32.3 | 32.2 | 5.09 | 4.25 to 5.75 | 94.0 | 70 to 130 | 0.310 | 20 |
| BA17795 | Lithium, Total | mg/L | -0.0000202 | 0.0154 | 0.20 | 0.295 | 0.294 | 0.193 | 0.17 to 0.23 | 99.6 | 70 to 130 | 0.340 | 20 |
| BA17791 | Arsenic, Total | mg/L | 0.0000107 | 0.0001474 | 0.100 | 0.115 | 0.115 | 0.109 | 0.085 to 0.115 | 106 | 70 to 130 | 0.00 | 20 |
| BA17794 | Manganese, Dissolved | mg/L | -0.0000068 | 0.0001474 | 0.10 | 0.506 | 0.519 | 0.103 | 0.085 to 0.115 | 92.0 | 70 to 130 | 2.54 | 20 |
| BA17795 | Iron, Total | mg/L | 0.000157 | 0.0176 | 0.2 | 10.3 | 10.3 | 0.202 | 0.17 to 0.23 | 100 | 70 to 130 | 0.00 | 20 |
| BA17795 | Magnesium, Total | mg/L | -0.00102 | 0.0462 | 5.00 | 17.7 | 17.7 | 5.14 | 4.25 to 5.75 | 100 | 70 to 130 | 0.00 | 20 |
| BA17791 | Beryllium, Total | mg/L | 0.000003 | 0.00088 | 0.100 | 0.0966 | 0.0940 | 0.0992 | 0.085 to 0.115 | 96.6 | 70 to 130 | 2.73 | 20 |
| BA17791 | Cadmium, Total | mg/L | 0.00000 | 0.0001474 | 0.100 | 0.0996 | 0.0994 | 0.104 | 0.085 to 0.115 | 99.6 | 70 to 130 | 0.201 | 20 |
| BA17791 | Chromium, Total | mg/L | 0.0000326 | 0.00044 | 0.100 | 0.103 | 0.105 | 0.106 | 0.085 to 0.115 | 103 | 70 to 130 | 1.92 | 20 |
| BA17791 | Lead, Total | mg/L | 0.0000065 | 0.0001474 | 0.100 | 0.106 | 0.107 | 0.109 | 0.085 to 0.115 | 106 | 70 to 130 | 0.939 | 20 |
| BA17791 | Thallium, Total | mg/L | 0.0000087 | 0.0001474 | 0.100 | 0.104 | 0.106 | 0.105 | 0.085 to 0.115 | 104 | 70 to 130 | 1.90 | 20 |
| BA17795 | Boron, Total | mg/L | 0.0000373 | 0.0650254 | 1.00 | 1.03 | 1.02 | 1.01 | 0.85 to 1.15 | 99.7 | 70 to 130 | 0.976 | 20 |

**Comments:** The client submitted filtered samples for dissolved analysis, but no MB or LCS were submitted. Therefore, dissolved data is qualified.
LBM 10/16/20

Reported: 11/3/2020
Version: 3.1
COA_CCR

Alabama Power
General Test Laboratory
744 County Road 87, GSC #8
Calera, AL 35040

Alabama Power

# Batch QC Summary

**Customer Account:** WMWGORAP
**Sample Date:** 9/22/20 10:50
**Customer ID:**
**Delivery Date:** 9/23/20 09:36

**Description:** Gorgas Ash Pond - MW-42H DUP

**Laboratory ID Number:** BA17791

| Sample | Analysis | Units | MB | MB Limit | Spike | MS | Sample Duplicate | Standard | Standard Limit | Rec | Rec Limit | Prec | Prec Limit |
|---|---|---|---|---|---|---|---|---|---|---|---|---|---|
| BA17899 | Chloride | mg/L | -0.0208 | 0.50 | 10.0 | 22.5 | 13.3 | 10.7 | 9 to 11 | 93.0 | 80 to 120 | 0.755 | 20 |
| BA17899 | Fluoride | mg/L | 0.0211 | 0.05 | 2.50 | 2.87 | 0.20 | 2.62 | 2.25 to 2.75 | 107 | 80 to 120 | 1.01 | 20 |
| BA17902 | Alkalinity, Total as CaCO3 | mg/L | | | | | 200 | 51.0 | 45.0 to 55.0 | | | 0.501 | 10 |
| BA17795 | Sulfate | mg/L | -0.595 | 0.50 | 20.0 | 23.1 | 4.68 | 19.5 | 18 to 22 | 92.8 | 80 to 120 | 3.04 | 20 |
| BA17797 | Solids, Dissolved | mg/L | -2.00 | 25 | | | 1290 | 57.0 | 40 to 60 | | | 0.769 | 5 |

**Comments:** The client submitted filtered samples for dissolved analysis, but no MB or LCS were submitted. Therefore, dissolved data is qualified.
LBM 10/16/20

Alabama Power
General Test Laboratory
744 County Road 87, GSC #8
Calera, AL 35040

# Certificate Of Analysis

Alabama Power

**Description:** Gorgas Ash Pond - MW-2

**Location Code:** WMWGORAP
**Collected:** 9/22/20 12:37
**Customer ID:**
**Submittal Date:** 9/23/20 09:36

**Laboratory ID Number:** BA17792

| Name | Prepared | Analyzed | Vio Spec | DF | Results | Units | MDL | RL | Q |
|---|---|---|---|---|---|---|---|---|---|
| ***Analytical Method: EPA 200.7*** | ***Analyst: RDA*** | | | | ***Preparation Method: EPA 1638*** | | | | |
| * Boron, Total | 10/5/20 10:25 | 10/7/20 12:40 | | 1.015 | 0.133 | mg/L | 0.03 | 0.1 | |
| * Calcium, Total | 10/5/20 10:25 | 10/7/20 12:40 | | 1.015 | 0.503 | mg/L | 0.1 | 0.5 | |
| * Iron, Total | 10/5/20 10:25 | 10/7/20 12:40 | | 1.015 | 0.0574 | mg/L | 0.02 | 0.05 | |
| * Lithium, Total | 10/5/20 10:25 | 10/7/20 12:40 | | 1.015 | 0.0395 | mg/L | 0.01 | 0.02 | |
| * Magnesium, Total | 10/5/20 10:25 | 10/7/20 12:40 | | 1.015 | 0.139 | mg/L | 0.1 | 0.5 | J |
| * Sodium, Total | 10/5/20 10:25 | 10/7/20 13:27 | | 10.15 | 142 | mg/L | 1.015 | 5.075 | |
| ***Analytical Method: EPA 200.7*** | ***Analyst: RDA*** | | | | | | | | |
| * Iron, Dissolved | 10/5/20 11:33 | 10/6/20 10:55 | | 1.015 | Not Detected | mg/L | 0.02 | 0.05 | U |
| ***Analytical Method: EPA 200.8*** | ***Analyst: DLJ*** | | | | ***Preparation Method: EPA 1638*** | | | | |
| * Antimony, Total | 9/28/20 11:12 | 9/29/20 19:51 | | 1.015 | Not Detected | mg/L | 0.0008 | 0.003 | U |
| * Arsenic, Total | 9/28/20 11:12 | 9/29/20 19:51 | | 1.015 | Not Detected | mg/L | 0.001 | 0.005 | U |
| * Barium, Total | 9/28/20 11:12 | 10/1/20 14:36 | | 1.015 | 0.0563 | mg/L | 0.002 | 0.01 | |
| * Beryllium, Total | 9/28/20 11:12 | 9/29/20 19:51 | | 1.015 | Not Detected | mg/L | 0.0006 | 0.003 | U |
| * Cadmium, Total | 9/28/20 11:12 | 9/29/20 19:51 | | 1.015 | Not Detected | mg/L | 0.0003 | 0.001 | U |
| * Chromium, Total | 9/28/20 11:12 | 9/29/20 19:51 | | 1.015 | Not Detected | mg/L | 0.002 | 0.01 | U |
| * Cobalt, Total | 9/28/20 11:12 | 9/29/20 19:51 | | 1.015 | Not Detected | mg/L | 0.002 | 0.005 | U |
| * Lead, Total | 9/28/20 11:12 | 9/29/20 19:51 | | 1.015 | Not Detected | mg/L | 0.001 | 0.005 | U |
| * Molybdenum, Total | 9/28/20 11:12 | 9/29/20 19:51 | | 1.015 | 0.00308 | mg/L | 0.002 | 0.01 | J |
| * Potassium, Total | 9/28/20 11:12 | 9/29/20 19:51 | | 1.015 | 0.419 | mg/L | 0.3 | 2.5 | J |
| * Manganese, Total | 9/28/20 11:12 | 9/29/20 19:51 | | 1.015 | 0.00109 | mg/L | 0.001 | 0.005 | J |
| * Selenium, Total | 9/28/20 11:12 | 9/29/20 19:51 | | 1.015 | Not Detected | mg/L | 0.002 | 0.01 | U |
| * Thallium, Total | 9/28/20 11:12 | 9/29/20 19:51 | | 1.015 | Not Detected | mg/L | 0.0002 | 0.001 | U |
| ***Analytical Method: EPA 200.8*** | ***Analyst: DLJ*** | | | | | | | | |
| * Manganese, Dissolved | 9/28/20 09:17 | 9/29/20 14:48 | | 1.015 | Not Detected | mg/L | 0.001 | 0.005 | U |
| ***Analytical Method: EPA 245.1*** | ***Analyst: GAS*** | | | | | | | | |
| * Mercury, Total by CVAA | 9/30/20 12:24 | 10/2/20 10:49 | | 1 | Not Detected | mg/L | 0.0003 | 0.0005 | U |
| ***Analytical Method: SM 2320 B*** | ***Analyst: JAG*** | | | | | | | | |
| Alkalinity, Total as CaCO3 | 10/1/20 13:25 | 10/1/20 14:30 | | 1 | 291 | mg/L | | 0.1 | |
| ***Analytical Method: SM 2540C*** | ***Analyst: TJW*** | | | | | | | | |
| * Solids, Dissolved | 9/23/20 12:59 | 9/25/20 10:00 | | 1 | 318 | mg/L | | 25 | |

MDL's and RL's are adjusted for sample dilution, as applicable

**Comments:** The client submitted filtered samples for dissolved analysis, but no MB or LCS were submitted. Therefore, dissolved data is qualified.
LBM 10/16/20

Reported: 11/3/2020
Version: 3.1
COA_CCR

Alabama Power
General Test Laboratory
744 County Road 87, GSC #8
Calera, AL 35040

# *Certificate Of Analysis*

Alabama Power

**Description:** Gorgas Ash Pond - MW-2

**Location Code:** WMWGORAP
**Collected:** 9/22/20 12:37
**Customer ID:**
**Submittal Date:** 9/23/20 09:36

**Laboratory ID Number:** BA17792

| Name | Prepared | Analyzed | Vio Spec | DF | Results | Units | MDL | RL | Q |
|---|---|---|---|---|---|---|---|---|---|
| ***Analytical Method: SM 4500CO2 D*** | ***Analyst: JAG*** | | | | | | | | |
| Bicarbonate Alkalinity, (calc.) | 10/1/20 13:25 | 10/1/20 14:30 | | 1 | 228 | mg/L | | | |
| Carbonate Alkalinity, (calc.) | 10/1/20 13:25 | 10/1/20 14:30 | | 1 | 61.8 | mg/L | | | |
| ***Analytical Method: SM4500Cl E*** | ***Analyst: JCC*** | | | | | | | | |
| * Chloride | 9/25/20 14:05 | 9/25/20 14:05 | | 1 | 6.33 | mg/L | 0.50 | 1 | |
| ***Analytical Method: SM4500F G 2017*** | ***Analyst: JCC*** | | | | | | | | |
| * Fluoride | 9/28/20 12:46 | 9/28/20 12:46 | | 1 | 0.921 | mg/L | 0.06 | 0.1 | |
| ***Analytical Method: SM4500SO4 E 2011*** | ***Analyst: JCC*** | | | | | | | | |
| * Sulfate | 9/24/20 11:14 | 9/24/20 11:14 | | 1 | 21.5 | mg/L | 0.50 | 1 | |
| ***Analytical Method: Field Measurements*** | ***Analyst: AWG*** | | | | | | | | |
| Conductivity | 9/22/20 12:33 | 9/22/20 12:33 | | | 510.12 | uS/cm | | | FA |
| pH | 9/22/20 12:33 | 9/22/20 12:33 | | | 9.41 | SU | | | FA |
| Temperature | 9/22/20 12:33 | 9/22/20 12:33 | | | 18.20 | C | | | FA |
| Turbidity | 9/22/20 12:33 | 9/22/20 12:33 | | | 1.61 | NTU | | | FA |

MDL's and RL's are adjusted for sample dilution, as applicable

**Comments:** The client submitted filtered samples for dissolved analysis, but no MB or LCS were submitted. Therefore, dissolved data is qualified.
LBM 10/16/20

Reported: 11/3/2020
Version: 3.1
COA_CCR

Alabama Power
General Test Laboratory
744 County Road 87, GSC #8
Calera, AL 35040

# Batch QC Summary

Alabama Power

**Customer Account:** WMWGORAP
**Sample Date:** 9/22/20 12:37
**Customer ID:**
**Delivery Date:** 9/23/20 09:36

**Description**: Gorgas Ash Pond - MW-2

**Laboratory ID Number:** BA17792

| Sample | Analysis | Units | MB | MB Limit | Spike | MS | MSD | Standard | Standard Limit | Rec | Rec Limit | Prec | Prec Limit |
|---|---|---|---|---|---|---|---|---|---|---|---|---|---|
| BA17902 | Lead, Total | mg/L | 0.0000065 | 0.0001474 | 0.100 | 0.103 | 0.105 | 0.109 | 0.085 to 0.115 | 103 | 70 to 130 | 1.92 | 20 |
| BA17797 | Iron, Dissolved | mg/L | 0.000118 | 0.0176 | 0.2 | 2.38 | 2.34 | 0.194 | 0.17 to 0.23 | 95.0 | 70 to 130 | 1.69 | 20 |
| BA17902 | Potassium, Total | mg/L | 0.000035 | 0.3674 | 10.0 | 10.6 | 10.9 | 10.2 | 8.5 to 11.5 | 92.5 | 70 to 130 | 2.79 | 20 |
| BA17795 | Mercury, Total by CVAA | mg/L | 0.0000514 | 0.0005 | 0.004 | 0.00388 | 0.00385 | 0.00393 | 0.0034 to 0.0046 | 97.0 | 70 to 130 | 0.776 | 20 |
| BA17902 | Chromium, Total | mg/L | 0.0000326 | 0.00044 | 0.100 | 0.101 | 0.104 | 0.106 | 0.085 to 0.115 | 101 | 70 to 130 | 2.93 | 20 |
| BA17902 | Thallium, Total | mg/L | 0.0000087 | 0.0001474 | 0.100 | 0.0990 | 0.102 | 0.105 | 0.085 to 0.115 | 99.0 | 70 to 130 | 2.99 | 20 |
| BA17795 | Sodium, Total | mg/L | 0.000602 | 0.044 | 5.00 | 77.9 | 77.7 | 5.15 | 4.25 to 5.75 | 100 | 70 to 130 | 0.257 | 20 |
| BA17902 | Cadmium, Total | mg/L | 0.00000 | 0.0001474 | 0.100 | 0.0963 | 0.102 | 0.104 | 0.085 to 0.115 | 96.3 | 70 to 130 | 5.75 | 20 |
| BA17902 | Manganese, Total | mg/L | 0.0000162 | 0.0001474 | 0.100 | 0.140 | 0.137 | 0.101 | 0.085 to 0.115 | 94.4 | 70 to 130 | 2.17 | 20 |
| BA17902 | Selenium, Total | mg/L | 0.0000583 | 0.001 | 0.100 | 0.100 | 0.102 | 0.105 | 0.085 to 0.115 | 100 | 70 to 130 | 1.98 | 20 |
| BA17794 | Manganese, Dissolved | mg/L | -0.0000068 | 0.0001474 | 0.10 | 0.506 | 0.519 | 0.103 | 0.085 to 0.115 | 92.0 | 70 to 130 | 2.54 | 20 |
| BA17795 | Iron, Total | mg/L | 0.000157 | 0.0176 | 0.2 | 10.3 | 10.3 | 0.202 | 0.17 to 0.23 | 100 | 70 to 130 | 0.00 | 20 |
| BA17795 | Magnesium, Total | mg/L | -0.00102 | 0.0462 | 5.00 | 17.7 | 17.7 | 5.14 | 4.25 to 5.75 | 100 | 70 to 130 | 0.00 | 20 |
| BA17902 | Cobalt, Total | mg/L | -0.0000107 | 0.0001474 | 0.100 | 0.102 | 0.104 | 0.109 | 0.085 to 0.115 | 102 | 70 to 130 | 1.94 | 20 |
| BA17902 | Molybdenum, Total | mg/L | 0.0000171 | 0.0001474 | 0.100 | 0.109 | 0.114 | 0.107 | 0.085 to 0.115 | 103 | 70 to 130 | 4.48 | 20 |
| BA17902 | Arsenic, Total | mg/L | 0.0000107 | 0.0001474 | 0.10 | 0.110 | 0.109 | 0.109 | 0.085 to 0.115 | 104 | 70 to 130 | 0.913 | 20 |
| BA17902 | Antimony, Total | mg/L | 0.000272 | 0.001 | 0.100 | 0.102 | 0.102 | 0.101 | 0.085 to 0.115 | 100 | 70 to 130 | 0.00 | 20 |
| BA17795 | Boron, Total | mg/L | 0.0000373 | 0.0650254 | 1.00 | 1.03 | 1.02 | 1.01 | 0.85 to 1.15 | 99.7 | 70 to 130 | 0.976 | 20 |
| BA17902 | Beryllium, Total | mg/L | 0.000003 | 0.00088 | 0.100 | 0.0997 | 0.101 | 0.0992 | 0.085 to 0.115 | 99.7 | 70 to 130 | 1.30 | 20 |
| BA17795 | Calcium, Total | mg/L | 0.00161 | 0.1518 | 5.00 | 32.3 | 32.2 | 5.09 | 4.25 to 5.75 | 94.0 | 70 to 130 | 0.310 | 20 |
| BA17795 | Lithium, Total | mg/L | -0.0000202 | 0.0154 | 0.20 | 0.295 | 0.294 | 0.193 | 0.17 to 0.23 | 99.6 | 70 to 130 | 0.340 | 20 |
| BA17902 | Barium, Total | mg/L | -0.0000107 | 0.0002 | 0.10 | 0.289 | 0.299 | 0.105 | 0.085 to 0.115 | 96.0 | 70 to 130 | 3.40 | 20 |

**Comments:** The client submitted filtered samples for dissolved analysis, but no MB or LCS were submitted. Therefore, dissolved data is qualified.
LBM 10/16/20

Reported: 11/3/2020
Version: 3.1
COA_CCR

Alabama Power
General Test Laboratory
744 County Road 87, GSC #8
Calera, AL 35040

Alabama Power

# Batch QC Summary

**Customer Account:** WMWGORAP
**Sample Date:** 9/22/20 12:37
**Customer ID:**
**Delivery Date:** 9/23/20 09:36

**Description:** Gorgas Ash Pond - MW-2

**Laboratory ID Number:** BA17792

| Sample | Analysis | Units | MB | MB Limit | Spike | MS | Sample Duplicate | Standard | Standard Limit | Rec | Rec Limit | Prec | Prec Limit |
|---|---|---|---|---|---|---|---|---|---|---|---|---|---|
| BA17899 | Chloride | mg/L | -0.0208 | 0.50 | 10.0 | 22.5 | 13.3 | 10.7 | 9 to 11 | 93.0 | 80 to 120 | 0.755 | 20 |
| BA17899 | Fluoride | mg/L | 0.0211 | 0.05 | 2.50 | 2.87 | 0.20 | 2.62 | 2.25 to 2.75 | 107 | 80 to 120 | 1.01 | 20 |
| BA17797 | Solids, Dissolved | mg/L | -2.00 | 25 | | | 1290 | 57.0 | 40 to 60 | | | 0.769 | 5 |
| BA17902 | Alkalinity, Total as CaCO3 | mg/L | | | | | 200 | 51.0 | 45.0 to 55.0 | | | 0.501 | 10 |
| BA17795 | Sulfate | mg/L | -0.595 | 0.50 | 20.0 | 23.1 | 4.68 | 19.5 | 18 to 22 | 92.8 | 80 to 120 | 3.04 | 20 |

**Comments:** The client submitted filtered samples for dissolved analysis, but no MB or LCS were submitted. Therefore, dissolved data is qualified.
LBM 10/16/20

Reported: 11/3/2020
Version: 3.1
COA_CCR

Alabama Power
General Test Laboratory
744 County Road 87, GSC #8
Calera, AL 35040

# Certificate Of Analysis

Alabama Power

**Description:** Gorgas Ash Pond - MW-19

**Location Code:** WMWGORAP
**Collected:** 9/22/20 13:56
**Customer ID:**
**Submittal Date:** 9/23/20 09:36

**Laboratory ID Number:** BA17793

| Name | Prepared | Analyzed | Vio Spec | DF | Results | Units | MDL | RL | Q |
|---|---|---|---|---|---|---|---|---|---|
| ***Analytical Method: EPA 200.7*** | ***Analyst: RDA*** | | | | ***Preparation Method: EPA 1638*** | | | | |
| * Boron, Total | 10/5/20 10:25 | 10/7/20 12:44 | | 1.015 | 0.0370 | mg/L | 0.03 | 0.1 | J |
| * Calcium, Total | 10/5/20 10:25 | 10/7/20 13:30 | | 10.15 | 46.9 | mg/L | 1.015 | 5.075 | |
| * Iron, Total | 10/5/20 10:25 | 10/7/20 12:44 | | 1.015 | 0.287 | mg/L | 0.02 | 0.05 | |
| * Lithium, Total | 10/5/20 10:25 | 10/7/20 12:44 | | 1.015 | 0.0435 | mg/L | 0.01 | 0.02 | |
| * Magnesium, Total | 10/5/20 10:25 | 10/7/20 12:44 | | 1.015 | 13.4 | mg/L | 0.1 | 0.5 | |
| * Sodium, Total | 10/5/20 10:25 | 10/7/20 13:30 | | 10.15 | 60.9 | mg/L | 1.015 | 5.075 | |
| ***Analytical Method: EPA 200.7*** | ***Analyst: RDA*** | | | | | | | | |
| * Iron, Dissolved | 10/5/20 11:33 | 10/6/20 10:58 | | 1.015 | 0.309 | mg/L | 0.02 | 0.05 | |
| ***Analytical Method: EPA 200.8*** | ***Analyst: DLJ*** | | | | ***Preparation Method: EPA 1638*** | | | | |
| * Antimony, Total | 9/28/20 11:12 | 9/29/20 19:54 | | 1.015 | Not Detected | mg/L | 0.0008 | 0.003 | U |
| * Arsenic, Total | 9/28/20 11:12 | 9/29/20 19:54 | | 1.015 | 0.00313 | mg/L | 0.001 | 0.005 | J |
| * Barium, Total | 9/28/20 11:12 | 10/1/20 14:38 | | 1.015 | 0.337 | mg/L | 0.002 | 0.01 | |
| * Beryllium, Total | 9/28/20 11:12 | 9/29/20 19:54 | | 1.015 | Not Detected | mg/L | 0.0006 | 0.003 | U |
| * Cadmium, Total | 9/28/20 11:12 | 9/29/20 19:54 | | 1.015 | Not Detected | mg/L | 0.0003 | 0.001 | U |
| * Chromium, Total | 9/28/20 11:12 | 9/29/20 19:54 | | 1.015 | Not Detected | mg/L | 0.002 | 0.01 | U |
| * Cobalt, Total | 9/28/20 11:12 | 9/29/20 19:54 | | 1.015 | Not Detected | mg/L | 0.002 | 0.005 | U |
| * Lead, Total | 9/28/20 11:12 | 9/29/20 19:54 | | 1.015 | Not Detected | mg/L | 0.001 | 0.005 | U |
| * Molybdenum, Total | 9/28/20 11:12 | 9/29/20 19:54 | | 1.015 | 0.00630 | mg/L | 0.002 | 0.01 | J |
| * Potassium, Total | 9/28/20 11:12 | 9/29/20 19:54 | | 1.015 | 2.31 | mg/L | 0.3 | 2.5 | J |
| * Manganese, Total | 9/28/20 11:12 | 9/29/20 19:54 | | 1.015 | 0.0208 | mg/L | 0.001 | 0.005 | |
| * Selenium, Total | 9/28/20 11:12 | 9/29/20 19:54 | | 1.015 | Not Detected | mg/L | 0.002 | 0.01 | U |
| * Thallium, Total | 9/28/20 11:12 | 9/29/20 19:54 | | 1.015 | Not Detected | mg/L | 0.0002 | 0.001 | U |
| ***Analytical Method: EPA 200.8*** | ***Analyst: DLJ*** | | | | | | | | |
| * Manganese, Dissolved | 9/28/20 09:17 | 9/29/20 14:50 | | 1.015 | 0.0243 | mg/L | 0.001 | 0.005 | |
| ***Analytical Method: EPA 245.1*** | ***Analyst: GAS*** | | | | | | | | |
| * Mercury, Total by CVAA | 9/30/20 12:24 | 10/2/20 10:52 | | 1 | Not Detected | mg/L | 0.0003 | 0.0005 | U |
| ***Analytical Method: SM 2320 B*** | ***Analyst: JAG*** | | | | | | | | |
| Alkalinity, Total as CaCO3 | 10/1/20 13:25 | 10/1/20 14:30 | | 1 | 296 | mg/L | | 0.1 | |
| ***Analytical Method: SM 2540C*** | ***Analyst: TJW*** | | | | | | | | |
| * Solids, Dissolved | 9/25/20 13:30 | 9/29/20 08:00 | | 1 | 300 | mg/L | | 25 | |

MDL's and RL's are adjusted for sample dilution, as applicable

**Comments:** The client submitted filtered samples for dissolved analysis, but no MB or LCS were submitted. Therefore, dissolved data is qualified.
LBM 10/16/20

Reported: 11/3/2020
Version: 3.1
COA_CCR

Alabama Power
General Test Laboratory
744 County Road 87, GSC #8
Calera, AL 35040

# *Certificate Of Analysis*

Alabama Power

**Description:** Gorgas Ash Pond - MW-19

**Location Code:** WMWGORAP
**Collected:** 9/22/20 13:56
**Customer ID:**
**Submittal Date:** 9/23/20 09:36

**Laboratory ID Number:** BA17793

| Name | Prepared | Analyzed | Vio Spec | DF | Results | Units | MDL | RL | Q |
|---|---|---|---|---|---|---|---|---|---|
| ***Analytical Method: SM 4500CO2 D*** | ***Analyst: JAG*** | | | | | | | | |
| Bicarbonate Alkalinity, (calc.) | 10/1/20 13:25 | 10/1/20 14:30 | | 1 | 294 | mg/L | | | |
| Carbonate Alkalinity, (calc.) | 10/1/20 13:25 | 10/1/20 14:30 | | 1 | 2.35 | mg/L | | | |
| ***Analytical Method: SM4500Cl E*** | ***Analyst: JCC*** | | | | | | | | |
| * Chloride | 9/25/20 14:06 | 9/25/20 14:06 | | 1 | 6.60 | mg/L | 0.50 | 1 | |
| ***Analytical Method: SM4500F G 2017*** | ***Analyst: JCC*** | | | | | | | | |
| * Fluoride | 9/28/20 12:48 | 9/28/20 12:48 | | 1 | 0.339 | mg/L | 0.06 | 0.1 | |
| ***Analytical Method: SM4500SO4 E 2011*** | ***Analyst: JCC*** | | | | | | | | |
| * Sulfate | 9/24/20 11:16 | 9/24/20 11:16 | | 1 | 16.9 | mg/L | 0.50 | 1 | |
| ***Analytical Method: Field Measurements*** | ***Analyst: AWG*** | | | | | | | | |
| Conductivity | 9/22/20 13:53 | 9/22/20 13:53 | | | 470.98 | uS/cm | | | FA |
| pH | 9/22/20 13:53 | 9/22/20 13:53 | | | 8.17 | SU | | | FA |
| Temperature | 9/22/20 13:53 | 9/22/20 13:53 | | | 18.07 | C | | | FA |
| Turbidity | 9/22/20 13:53 | 9/22/20 13:53 | | | 0.53 | NTU | | | FA |

MDL's and RL's are adjusted for sample dilution, as applicable

**Comments:** The client submitted filtered samples for dissolved analysis, but no MB or LCS were submitted. Therefore, dissolved data is qualified.
LBM 10/16/20

Reported: 11/3/2020
Version: 3.1
COA_CCR

Alabama Power
General Test Laboratory
744 County Road 87, GSC #8
Calera, AL 35040

# Batch QC Summary

Alabama Power

**Customer Account:** WMWGORAP
**Sample Date:** 9/22/20 13:56
**Customer ID:**
**Delivery Date:** 9/23/20 09:36

**Description**: Gorgas Ash Pond - MW-19

**Laboratory ID Number:** BA17793

| Sample | Analysis | Units | MB | MB Limit | Spike | MS | MSD | Standard | Standard Limit | Rec | Rec Limit | Prec | Prec Limit |
|---|---|---|---|---|---|---|---|---|---|---|---|---|---|
| BA17902 | Lead, Total | mg/L | 0.0000065 | 0.0001474 | 0.100 | 0.103 | 0.105 | 0.109 | 0.085 to 0.115 | 103 | 70 to 130 | 1.92 | 20 |
| BA17795 | Mercury, Total by CVAA | mg/L | 0.0000514 | 0.0005 | 0.004 | 0.00388 | 0.00385 | 0.00393 | 0.0034 to 0.0046 | 97.0 | 70 to 130 | 0.776 | 20 |
| BA17902 | Chromium, Total | mg/L | 0.0000326 | 0.00044 | 0.100 | 0.101 | 0.104 | 0.106 | 0.085 to 0.115 | 101 | 70 to 130 | 2.93 | 20 |
| BA17902 | Thallium, Total | mg/L | 0.0000087 | 0.0001474 | 0.100 | 0.0990 | 0.102 | 0.105 | 0.085 to 0.115 | 99.0 | 70 to 130 | 2.99 | 20 |
| BA17797 | Iron, Dissolved | mg/L | 0.000118 | 0.0176 | 0.2 | 2.38 | 2.34 | 0.194 | 0.17 to 0.23 | 95.0 | 70 to 130 | 1.69 | 20 |
| BA17902 | Potassium, Total | mg/L | 0.000035 | 0.3674 | 10.0 | 10.6 | 10.9 | 10.2 | 8.5 to 11.5 | 92.5 | 70 to 130 | 2.79 | 20 |
| BA17795 | Calcium, Total | mg/L | 0.00161 | 0.1518 | 5.00 | 32.3 | 32.2 | 5.09 | 4.25 to 5.75 | 94.0 | 70 to 130 | 0.310 | 20 |
| BA17795 | Lithium, Total | mg/L | -0.0000202 | 0.0154 | 0.20 | 0.295 | 0.294 | 0.193 | 0.17 to 0.23 | 99.6 | 70 to 130 | 0.340 | 20 |
| BA17902 | Barium, Total | mg/L | -0.0000107 | 0.0002 | 0.10 | 0.289 | 0.299 | 0.105 | 0.085 to 0.115 | 96.0 | 70 to 130 | 3.40 | 20 |
| BA17795 | Sodium, Total | mg/L | 0.000602 | 0.044 | 5.00 | 77.9 | 77.7 | 5.15 | 4.25 to 5.75 | 100 | 70 to 130 | 0.257 | 20 |
| BA17902 | Cadmium, Total | mg/L | 0.00000 | 0.0001474 | 0.100 | 0.0963 | 0.102 | 0.104 | 0.085 to 0.115 | 96.3 | 70 to 130 | 5.75 | 20 |
| BA17902 | Manganese, Total | mg/L | 0.0000162 | 0.0001474 | 0.100 | 0.140 | 0.137 | 0.101 | 0.085 to 0.115 | 94.4 | 70 to 130 | 2.17 | 20 |
| BA17902 | Selenium, Total | mg/L | 0.0000583 | 0.001 | 0.100 | 0.100 | 0.102 | 0.105 | 0.085 to 0.115 | 100 | 70 to 130 | 1.98 | 20 |
| BA17795 | Boron, Total | mg/L | 0.0000373 | 0.0650254 | 1.00 | 1.03 | 1.02 | 1.01 | 0.85 to 1.15 | 99.7 | 70 to 130 | 0.976 | 20 |
| BA17902 | Beryllium, Total | mg/L | 0.000003 | 0.00088 | 0.100 | 0.0997 | 0.101 | 0.0992 | 0.085 to 0.115 | 99.7 | 70 to 130 | 1.30 | 20 |
| BA17902 | Arsenic, Total | mg/L | 0.0000107 | 0.0001474 | 0.10 | 0.110 | 0.109 | 0.109 | 0.085 to 0.115 | 104 | 70 to 130 | 0.913 | 20 |
| BA17902 | Antimony, Total | mg/L | 0.000272 | 0.001 | 0.100 | 0.102 | 0.102 | 0.101 | 0.085 to 0.115 | 100 | 70 to 130 | 0.00 | 20 |
| BA17794 | Manganese, Dissolved | mg/L | -0.0000068 | 0.0001474 | 0.10 | 0.506 | 0.519 | 0.103 | 0.085 to 0.115 | 92.0 | 70 to 130 | 2.54 | 20 |
| BA17795 | Iron, Total | mg/L | 0.000157 | 0.0176 | 0.2 | 10.3 | 10.3 | 0.202 | 0.17 to 0.23 | 100 | 70 to 130 | 0.00 | 20 |
| BA17795 | Magnesium, Total | mg/L | -0.00102 | 0.0462 | 5.00 | 17.7 | 17.7 | 5.14 | 4.25 to 5.75 | 100 | 70 to 130 | 0.00 | 20 |
| BA17902 | Cobalt, Total | mg/L | -0.0000107 | 0.0001474 | 0.100 | 0.102 | 0.104 | 0.109 | 0.085 to 0.115 | 102 | 70 to 130 | 1.94 | 20 |
| BA17902 | Molybdenum, Total | mg/L | 0.0000171 | 0.0001474 | 0.100 | 0.109 | 0.114 | 0.107 | 0.085 to 0.115 | 103 | 70 to 130 | 4.48 | 20 |

**Comments:** The client submitted filtered samples for dissolved analysis, but no MB or LCS were submitted. Therefore, dissolved data is qualified.
LBM 10/16/20

Reported: 11/3/2020
Version: 3.1
COA_CCR

Alabama Power
General Test Laboratory
744 County Road 87, GSC #8
Calera, AL 35040

Alabama Power

# Batch QC Summary

**Customer Account:** WMWGORAP
**Sample Date:** 9/22/20 13:56
**Customer ID:**
**Delivery Date:** 9/23/20 09:36

**Description:** Gorgas Ash Pond - MW-19

**Laboratory ID Number:** BA17793

| Sample | Analysis | Units | MB | MB Limit | Spike | MS | Sample Duplicate | Standard | Standard Limit | Rec | Rec Limit | Prec | Prec Limit |
|---|---|---|---|---|---|---|---|---|---|---|---|---|---|
| BA17899 | Fluoride | mg/L | 0.0211 | 0.05 | 2.50 | 2.87 | 0.20 | 2.62 | 2.25 to 2.75 | 107 | 80 to 120 | 1.01 | 20 |
| BA17795 | Sulfate | mg/L | -0.595 | 0.50 | 20.0 | 23.1 | 4.68 | 19.5 | 18 to 22 | 92.8 | 80 to 120 | 3.04 | 20 |
| BA17902 | Alkalinity, Total as CaCO3 | mg/L | | | | | 200 | 51.0 | 45.0 to 55.0 | | | 0.501 | 10 |
| BA17899 | Chloride | mg/L | -0.0208 | 0.50 | 10.0 | 22.5 | 13.3 | 10.7 | 9 to 11 | 93.0 | 80 to 120 | 0.755 | 20 |
| BA17899 | Solids, Dissolved | mg/L | -1.00 | 25 | | | 431 | 50.0 | 40 to 60 | | | 0.116 | 5 |

**Comments:** The client submitted filtered samples for dissolved analysis, but no MB or LCS were submitted. Therefore, dissolved data is qualified.
LBM 10/16/20

Reported: 11/3/2020
Version: 3.1
COA_CCR

Alabama Power
General Test Laboratory
744 County Road 87, GSC #8
Calera, AL 35040

# Certificate Of Analysis

Alabama Power

**Description:** Gorgas Ash Pond - MW-8

**Location Code:** WMWGORAP
**Collected:** 9/21/20 12:08
**Customer ID:**
**Submittal Date:** 9/23/20 09:36

**Laboratory ID Number:** BA17794

| Name | Prepared | Analyzed | Vio Spec | DF | Results | Units | MDL | RL | Q |
|---|---|---|---|---|---|---|---|---|---|
| ***Analytical Method: EPA 200.7*** | ***Analyst: RDA*** | | | | ***Preparation Method: EPA 1638*** | | | | |
| * Boron, Total | 10/5/20 10:25 | 10/7/20 12:47 | | 1.015 | Not Detected | mg/L | 0.03 | 0.1 | U |
| * Calcium, Total | 10/5/20 10:25 | 10/7/20 12:47 | | 1.015 | 5.19 | mg/L | 0.1 | 0.5 | |
| * Iron, Total | 10/5/20 10:25 | 10/7/20 12:47 | | 1.015 | 0.492 | mg/L | 0.02 | 0.05 | |
| * Lithium, Total | 10/5/20 10:25 | 10/7/20 12:47 | | 1.015 | Not Detected | mg/L | 0.01 | 0.02 | U |
| * Magnesium, Total | 10/5/20 10:25 | 10/7/20 12:47 | | 1.015 | 6.67 | mg/L | 0.1 | 0.5 | |
| * Sodium, Total | 10/5/20 10:25 | 10/7/20 12:47 | | 1.015 | 10.3 | mg/L | 0.1 | 0.5 | |
| ***Analytical Method: EPA 200.7*** | ***Analyst: RDA*** | | | | | | | | |
| * Iron, Dissolved | 10/5/20 11:33 | 10/6/20 11:01 | | 1.015 | 0.433 | mg/L | 0.02 | 0.05 | |
| ***Analytical Method: EPA 200.8*** | ***Analyst: DLJ*** | | | | ***Preparation Method: EPA 1638*** | | | | |
| * Antimony, Total | 9/28/20 11:12 | 9/29/20 19:56 | | 1.015 | Not Detected | mg/L | 0.0008 | 0.003 | U |
| * Arsenic, Total | 9/28/20 11:12 | 9/29/20 19:56 | | 1.015 | Not Detected | mg/L | 0.001 | 0.005 | U |
| * Barium, Total | 9/28/20 11:12 | 10/1/20 14:41 | | 1.015 | 0.0260 | mg/L | 0.002 | 0.01 | |
| * Beryllium, Total | 9/28/20 11:12 | 9/29/20 19:56 | | 1.015 | Not Detected | mg/L | 0.0006 | 0.003 | U |
| * Cadmium, Total | 9/28/20 11:12 | 9/29/20 19:56 | | 1.015 | Not Detected | mg/L | 0.0003 | 0.001 | U |
| * Chromium, Total | 9/28/20 11:12 | 9/29/20 19:56 | | 1.015 | Not Detected | mg/L | 0.002 | 0.01 | U |
| * Cobalt, Total | 9/28/20 11:12 | 9/29/20 19:56 | | 1.015 | Not Detected | mg/L | 0.002 | 0.005 | U |
| * Lead, Total | 9/28/20 11:12 | 9/29/20 19:56 | | 1.015 | Not Detected | mg/L | 0.001 | 0.005 | U |
| * Molybdenum, Total | 9/28/20 11:12 | 9/29/20 19:56 | | 1.015 | Not Detected | mg/L | 0.002 | 0.01 | U |
| * Potassium, Total | 9/28/20 11:12 | 9/29/20 19:56 | | 1.015 | 0.762 | mg/L | 0.3 | 2.5 | J |
| * Manganese, Total | 9/28/20 11:12 | 9/29/20 19:56 | | 1.015 | 0.378 | mg/L | 0.001 | 0.005 | |
| * Selenium, Total | 9/28/20 11:12 | 9/29/20 19:56 | | 1.015 | Not Detected | mg/L | 0.002 | 0.01 | U |
| * Thallium, Total | 9/28/20 11:12 | 9/29/20 19:56 | | 1.015 | Not Detected | mg/L | 0.0002 | 0.001 | U |
| ***Analytical Method: EPA 200.8*** | ***Analyst: DLJ*** | | | | | | | | |
| * Manganese, Dissolved | 9/28/20 09:17 | 9/29/20 14:53 | | 1.015 | 0.414 | mg/L | 0.001 | 0.005 | |
| ***Analytical Method: EPA 245.1*** | ***Analyst: GAS*** | | | | | | | | |
| * Mercury, Total by CVAA | 9/30/20 12:24 | 10/2/20 10:54 | | 1 | Not Detected | mg/L | 0.0003 | 0.0005 | U |
| ***Analytical Method: SM 2320 B*** | ***Analyst: JAG*** | | | | | | | | |
| Alkalinity, Total as CaCO3 | 10/1/20 13:25 | 10/1/20 14:30 | | 1 | 57.9 | mg/L | | 0.1 | |
| ***Analytical Method: SM 2540C*** | ***Analyst: TJW*** | | | | | | | | |
| * Solids, Dissolved | 9/23/20 12:59 | 9/25/20 10:00 | | 1 | 94.0 | mg/L | | 25 | |

MDL's and RL's are adjusted for sample dilution, as applicable

**Comments:** The client submitted filtered samples for dissolved analysis, but no MB or LCS were submitted. Therefore, dissolved data is qualified.
LBM 10/16/20

Reported: 11/3/2020
Version: 3.1
COA_CCR

Alabama Power
General Test Laboratory
744 County Road 87, GSC #8
Calera, AL 35040

# *Certificate Of Analysis*

Alabama Power

**Description:** Gorgas Ash Pond - MW-8

**Location Code:** WMWGORAP
**Collected:** 9/21/20 12:08
**Customer ID:**
**Submittal Date:** 9/23/20 09:36

**Laboratory ID Number:** BA17794

| Name | Prepared | Analyzed | Vio Spec | DF | Results | Units | MDL | RL | Q |
|---|---|---|---|---|---|---|---|---|---|
| ***Analytical Method: SM 4500CO2 D*** | ***Analyst: JAG*** | | | | | | | | |
| Bicarbonate Alkalinity, (calc.) | 10/1/20 13:25 | 10/1/20 14:30 | | 1 | 57.9 | mg/L | | | |
| Carbonate Alkalinity, (calc.) | 10/1/20 13:25 | 10/1/20 14:30 | | 1 | 0.01 | mg/L | | | |
| ***Analytical Method: SM4500Cl E*** | ***Analyst: JCC*** | | | | | | | | |
| * Chloride | 9/25/20 14:08 | 9/25/20 14:08 | | 1 | 3.22 | mg/L | 0.50 | 1 | |
| ***Analytical Method: SM4500F G 2017*** | ***Analyst: JCC*** | | | | | | | | |
| * Fluoride | 9/28/20 12:49 | 9/28/20 12:49 | | 1 | 0.125 | mg/L | 0.06 | 0.1 | |
| ***Analytical Method: SM4500SO4 E 2011*** | ***Analyst: JCC*** | | | | | | | | |
| * Sulfate | 9/24/20 11:17 | 9/24/20 11:17 | | 1 | 4.69 | mg/L | 0.50 | 1 | |
| ***Analytical Method: Field Measurements*** | ***Analyst: TJD*** | | | | | | | | |
| Conductivity | 9/21/20 12:05 | 9/21/20 12:05 | | | 94.10 | uS/cm | | | FA |
| pH | 9/21/20 12:05 | 9/21/20 12:05 | | | 5.75 | SU | | | FA |
| Temperature | 9/21/20 12:05 | 9/21/20 12:05 | | | 20.34 | C | | | FA |
| Turbidity | 9/21/20 12:05 | 9/21/20 12:05 | | | 4.22 | NTU | | | FA |

MDL's and RL's are adjusted for sample dilution, as applicable

**Comments:** The client submitted filtered samples for dissolved analysis, but no MB or LCS were submitted. Therefore, dissolved data is qualified.
LBM 10/16/20

Reported: 11/3/2020
Version: 3.1
COA_CCR

Alabama Power
General Test Laboratory
744 County Road 87, GSC #8
Calera, AL 35040

# Batch QC Summary

Alabama Power

**Customer Account:** WMWGORAP
**Sample Date:** 9/21/20 12:08
**Customer ID:**
**Delivery Date:** 9/23/20 09:36

**Description**: Gorgas Ash Pond - MW-8

**Laboratory ID Number:** BA17794

| Sample | Analysis | Units | MB | MB Limit | Spike | MS | MSD | Standard | Standard Limit | Rec | Rec Limit | Prec | Prec Limit |
|---|---|---|---|---|---|---|---|---|---|---|---|---|---|
| BA17902 | Lead, Total | mg/L | 0.0000065 | 0.0001474 | 0.100 | 0.103 | 0.105 | 0.109 | 0.085 to 0.115 | 103 | 70 to 130 | 1.92 | 20 |
| BA17795 | Boron, Total | mg/L | 0.0000373 | 0.0650254 | 1.00 | 1.03 | 1.02 | 1.01 | 0.85 to 1.15 | 99.7 | 70 to 130 | 0.976 | 20 |
| BA17902 | Beryllium, Total | mg/L | 0.000003 | 0.00088 | 0.100 | 0.0997 | 0.101 | 0.0992 | 0.085 to 0.115 | 99.7 | 70 to 130 | 1.30 | 20 |
| BA17902 | Arsenic, Total | mg/L | 0.0000107 | 0.0001474 | 0.10 | 0.110 | 0.109 | 0.109 | 0.085 to 0.115 | 104 | 70 to 130 | 0.913 | 20 |
| BA17902 | Antimony, Total | mg/L | 0.000272 | 0.001 | 0.100 | 0.102 | 0.102 | 0.101 | 0.085 to 0.115 | 100 | 70 to 130 | 0.00 | 20 |
| BA17795 | Mercury, Total by CVAA | mg/L | 0.0000514 | 0.0005 | 0.004 | 0.00388 | 0.00385 | 0.00393 | 0.0034 to 0.0046 | 97.0 | 70 to 130 | 0.776 | 20 |
| BA17902 | Chromium, Total | mg/L | 0.0000326 | 0.00044 | 0.100 | 0.101 | 0.104 | 0.106 | 0.085 to 0.115 | 101 | 70 to 130 | 2.93 | 20 |
| BA17902 | Thallium, Total | mg/L | 0.0000087 | 0.0001474 | 0.100 | 0.0990 | 0.102 | 0.105 | 0.085 to 0.115 | 99.0 | 70 to 130 | 2.99 | 20 |
| BA17797 | Iron, Dissolved | mg/L | 0.000118 | 0.0176 | 0.2 | 2.38 | 2.34 | 0.194 | 0.17 to 0.23 | 95.0 | 70 to 130 | 1.69 | 20 |
| BA17902 | Potassium, Total | mg/L | 0.000035 | 0.3674 | 10.0 | 10.6 | 10.9 | 10.2 | 8.5 to 11.5 | 92.5 | 70 to 130 | 2.79 | 20 |
| BA17794 | Manganese, Dissolved | mg/L | -0.0000068 | 0.0001474 | 0.10 | 0.506 | 0.519 | 0.103 | 0.085 to 0.115 | 92.0 | 70 to 130 | 2.54 | 20 |
| BA17795 | Iron, Total | mg/L | 0.000157 | 0.0176 | 0.2 | 10.3 | 10.3 | 0.202 | 0.17 to 0.23 | 100 | 70 to 130 | 0.00 | 20 |
| BA17795 | Magnesium, Total | mg/L | -0.00102 | 0.0462 | 5.00 | 17.7 | 17.7 | 5.14 | 4.25 to 5.75 | 100 | 70 to 130 | 0.00 | 20 |
| BA17902 | Cobalt, Total | mg/L | -0.0000107 | 0.0001474 | 0.100 | 0.102 | 0.104 | 0.109 | 0.085 to 0.115 | 102 | 70 to 130 | 1.94 | 20 |
| BA17902 | Molybdenum, Total | mg/L | 0.0000171 | 0.0001474 | 0.100 | 0.109 | 0.114 | 0.107 | 0.085 to 0.115 | 103 | 70 to 130 | 4.48 | 20 |
| BA17795 | Sodium, Total | mg/L | 0.000602 | 0.044 | 5.00 | 77.9 | 77.7 | 5.15 | 4.25 to 5.75 | 100 | 70 to 130 | 0.257 | 20 |
| BA17902 | Cadmium, Total | mg/L | 0.00000 | 0.0001474 | 0.100 | 0.0963 | 0.102 | 0.104 | 0.085 to 0.115 | 96.3 | 70 to 130 | 5.75 | 20 |
| BA17902 | Manganese, Total | mg/L | 0.0000162 | 0.0001474 | 0.100 | 0.140 | 0.137 | 0.101 | 0.085 to 0.115 | 94.4 | 70 to 130 | 2.17 | 20 |
| BA17902 | Selenium, Total | mg/L | 0.0000583 | 0.001 | 0.100 | 0.100 | 0.102 | 0.105 | 0.085 to 0.115 | 100 | 70 to 130 | 1.98 | 20 |
| BA17795 | Calcium, Total | mg/L | 0.00161 | 0.1518 | 5.00 | 32.3 | 32.2 | 5.09 | 4.25 to 5.75 | 94.0 | 70 to 130 | 0.310 | 20 |
| BA17795 | Lithium, Total | mg/L | -0.0000202 | 0.0154 | 0.20 | 0.295 | 0.294 | 0.193 | 0.17 to 0.23 | 99.6 | 70 to 130 | 0.340 | 20 |
| BA17902 | Barium, Total | mg/L | -0.0000107 | 0.0002 | 0.10 | 0.289 | 0.299 | 0.105 | 0.085 to 0.115 | 96.0 | 70 to 130 | 3.40 | 20 |

**Comments:** The client submitted filtered samples for dissolved analysis, but no MB or LCS were submitted. Therefore, dissolved data is qualified.
LBM 10/16/20

Reported: 11/3/2020
Version: 3.1
COA_CCR

Alabama Power
General Test Laboratory
744 County Road 87, GSC #8
Calera, AL 35040

Alabama Power

# Batch QC Summary

**Customer Account:** WMWGORAP
**Sample Date:** 9/21/20 12:08
**Customer ID:**
**Delivery Date:** 9/23/20 09:36

**Description:** Gorgas Ash Pond - MW-8

**Laboratory ID Number:** BA17794

| Sample | Analysis | Units | MB | MB Limit | Spike | MS | Sample Duplicate | Standard | Standard Limit | Rec | Rec Limit | Prec | Prec Limit |
|---|---|---|---|---|---|---|---|---|---|---|---|---|---|
| BA17899 | Fluoride | mg/L | 0.0211 | 0.05 | 2.50 | 2.87 | 0.20 | 2.62 | 2.25 to 2.75 | 107 | 80 to 120 | 1.01 | 20 |
| BA17795 | Sulfate | mg/L | -0.595 | 0.50 | 20.0 | 23.1 | 4.68 | 19.5 | 18 to 22 | 92.8 | 80 to 120 | 3.04 | 20 |
| BA17797 | Solids, Dissolved | mg/L | -2.00 | 25 | | | 1290 | 57.0 | 40 to 60 | | | 0.769 | 5 |
| BA17899 | Chloride | mg/L | -0.0208 | 0.50 | 10.0 | 22.5 | 13.3 | 10.7 | 9 to 11 | 93.0 | 80 to 120 | 0.755 | 20 |
| BA17902 | Alkalinity, Total as CaCO3 | mg/L | | | | | 200 | 51.0 | 45.0 to 55.0 | | | 0.501 | 10 |

**Comments:** The client submitted filtered samples for dissolved analysis, but no MB or LCS were submitted. Therefore, dissolved data is qualified.
LBM 10/16/20

Reported: 11/3/2020
Version: 3.1
COA_CCR

Alabama Power
General Test Laboratory
744 County Road 87, GSC #8
Calera, AL 35040

# Certificate Of Analysis

Alabama Power

**Description:** Gorgas Ash Pond - MW-26H

**Location Code:** WMWGORAP
**Collected:** 9/21/20 15:55
**Customer ID:**
**Submittal Date:** 9/23/20 09:36

**Laboratory ID Number:** BA17795

| Name | Prepared | Analyzed | Vio Spec | DF | Results | Units | MDL | RL | Q |
|---|---|---|---|---|---|---|---|---|---|
| ***Analytical Method: EPA 200.7*** | ***Analyst: RDA*** | | | | ***Preparation Method: EPA 1638*** | | | | |
| * Boron, Total | 10/5/20 10:25 | 10/7/20 12:50 | | 1.015 | 0.0334 | mg/L | 0.03 | 0.1 | J |
| * Calcium, Total | 10/5/20 10:25 | 10/7/20 12:50 | | 1.015 | 27.6 | mg/L | 0.1 | 0.5 | |
| * Iron, Total | 10/5/20 10:25 | 10/7/20 13:33 | | 10.15 | 10.1 | mg/L | 0.203 | 0.5075 | |
| * Lithium, Total | 10/5/20 10:25 | 10/7/20 12:50 | | 1.015 | 0.0958 | mg/L | 0.01 | 0.02 | |
| * Magnesium, Total | 10/5/20 10:25 | 10/7/20 12:50 | | 1.015 | 12.7 | mg/L | 0.1 | 0.5 | |
| * Sodium, Total | 10/5/20 10:25 | 10/7/20 13:33 | | 10.15 | 72.9 | mg/L | 1.015 | 5.075 | |
| ***Analytical Method: EPA 200.7*** | ***Analyst: RDA*** | | | | | | | | |
| * Iron, Dissolved | 10/5/20 11:33 | 10/6/20 11:04 | | 1.015 | 1.13 | mg/L | 0.02 | 0.05 | |
| ***Analytical Method: EPA 200.8*** | ***Analyst: DLJ*** | | | | ***Preparation Method: EPA 1638*** | | | | |
| * Antimony, Total | 9/28/20 11:12 | 9/29/20 19:59 | | 1.015 | Not Detected | mg/L | 0.0008 | 0.003 | U |
| * Arsenic, Total | 9/28/20 11:12 | 9/29/20 19:59 | | 1.015 | 0.00143 | mg/L | 0.001 | 0.005 | J |
| * Barium, Total | 9/28/20 11:12 | 10/1/20 14:44 | | 1.015 | 0.938 | mg/L | 0.002 | 0.01 | |
| * Beryllium, Total | 9/28/20 11:12 | 9/29/20 19:59 | | 1.015 | Not Detected | mg/L | 0.0006 | 0.003 | U |
| * Cadmium, Total | 9/28/20 11:12 | 9/29/20 19:59 | | 1.015 | Not Detected | mg/L | 0.0003 | 0.001 | U |
| * Chromium, Total | 9/28/20 11:12 | 9/29/20 19:59 | | 1.015 | 0.00804 | mg/L | 0.002 | 0.01 | J |
| * Cobalt, Total | 9/28/20 11:12 | 9/29/20 19:59 | | 1.015 | 0.00357 | mg/L | 0.002 | 0.005 | J |
| * Lead, Total | 9/28/20 11:12 | 9/29/20 19:59 | | 1.015 | 0.00309 | mg/L | 0.001 | 0.005 | J |
| * Molybdenum, Total | 9/28/20 11:12 | 9/29/20 19:59 | | 1.015 | Not Detected | mg/L | 0.002 | 0.01 | U |
| * Potassium, Total | 9/28/20 11:12 | 9/29/20 19:59 | | 1.015 | 3.00 | mg/L | 0.3 | 2.5 | |
| * Manganese, Total | 9/28/20 11:12 | 9/29/20 19:59 | | 1.015 | 0.126 | mg/L | 0.001 | 0.005 | |
| * Selenium, Total | 9/28/20 11:12 | 9/29/20 19:59 | | 1.015 | Not Detected | mg/L | 0.002 | 0.01 | U |
| * Thallium, Total | 9/28/20 11:12 | 9/29/20 19:59 | | 1.015 | Not Detected | mg/L | 0.0002 | 0.001 | U |
| ***Analytical Method: EPA 200.8*** | ***Analyst: DLJ*** | | | | | | | | |
| * Manganese, Dissolved | 9/28/20 09:17 | 9/29/20 15:09 | | 1.015 | 0.0201 | mg/L | 0.001 | 0.005 | |
| ***Analytical Method: EPA 245.1*** | ***Analyst: GAS*** | | | | | | | | |
| * Mercury, Total by CVAA | 9/30/20 12:24 | 10/2/20 10:57 | | 1 | Not Detected | mg/L | 0.0003 | 0.0005 | U |
| ***Analytical Method: SM 2320 B*** | ***Analyst: JAG*** | | | | | | | | |
| Alkalinity, Total as CaCO3 | 10/1/20 13:25 | 10/1/20 14:30 | | 1 | 260 | mg/L | | 0.1 | |
| ***Analytical Method: SM 2540C*** | ***Analyst: TJW*** | | | | | | | | |
| * Solids, Dissolved | 9/23/20 12:59 | 9/25/20 10:00 | | 1 | 287 | mg/L | | 25 | |

MDL's and RL's are adjusted for sample dilution, as applicable

**Comments:** The client submitted filtered samples for dissolved analysis, but no MB or LCS were submitted. Therefore, dissolved data is qualified. Matrix interferences in the groundwater caused erratic and unreliable turbidity values and were recorded as >10 NTU as an estimation. A dissolved set was collected. LBM 11/03/2020

Reported: 11/3/2020
Version: 3.1
COA_CCR

Alabama Power
General Test Laboratory
744 County Road 87, GSC #8
Calera, AL 35040

# *Certificate Of Analysis*

Alabama Power

**Description:** Gorgas Ash Pond - MW-26H

**Location Code:** WMWGORAP
**Collected:** 9/21/20 15:55
**Customer ID:**
**Submittal Date:** 9/23/20 09:36

**Laboratory ID Number:** BA17795

| Name | Prepared | Analyzed | Vio Spec | DF | Results | Units | MDL | RL | Q |
|---|---|---|---|---|---|---|---|---|---|
| ***Analytical Method: SM 4500CO2 D*** | ***Analyst: JAG*** | | | | | | | | |
| Bicarbonate Alkalinity, (calc.) | 10/1/20 13:25 | 10/1/20 14:30 | | 1 | 259 | mg/L | | | |
| Carbonate Alkalinity, (calc.) | 10/1/20 13:25 | 10/1/20 14:30 | | 1 | 0.66 | mg/L | | | |
| ***Analytical Method: SM4500Cl E*** | ***Analyst: JCC*** | | | | | | | | |
| * Chloride | 9/25/20 14:09 | 9/25/20 14:09 | | 1 | 3.25 | mg/L | 0.50 | 1 | |
| ***Analytical Method: SM4500F G 2017*** | ***Analyst: JCC*** | | | | | | | | |
| * Fluoride | 9/28/20 12:50 | 9/28/20 12:50 | | 1 | 0.151 | mg/L | 0.06 | 0.1 | |
| ***Analytical Method: SM4500SO4 E 2011*** | ***Analyst: JCC*** | | | | | | | | |
| * Sulfate | 9/24/20 11:20 | 9/24/20 11:20 | | 1 | 4.54 | mg/L | 0.50 | 1 | |
| ***Analytical Method: Field Measurements*** | ***Analyst: TJD*** | | | | | | | | |
| Conductivity | 9/21/20 15:52 | 9/21/20 15:52 | | | 417.46 | uS/cm | | | FA |
| pH | 9/21/20 15:52 | 9/21/20 15:52 | | | 7.25 | SU | | | FA |
| Temperature | 9/21/20 15:52 | 9/21/20 15:52 | | | 20.38 | C | | | FA |
| Turbidity | 9/21/20 15:52 | 9/21/20 15:52 | | | >10 | NTU | | | FA |

MDL's and RL's are adjusted for sample dilution, as applicable

**Comments:** The client submitted filtered samples for dissolved analysis, but no MB or LCS were submitted. Therefore, dissolved data is qualified. Matrix interferences in the groundwater caused erratic and unreliable turbidity values and were recorded as >10 NTU as an estimation. A dissolved set was collected. LBM 11/03/2020

Reported: 11/3/2020
Version: 3.1
COA_CCR

Alabama Power
General Test Laboratory
744 County Road 87, GSC #8
Calera, AL 35040

# Batch QC Summary

Alabama Power

**Customer Account:** WMWGORAP
**Sample Date:** 9/21/20 15:55
**Customer ID:**
**Delivery Date:** 9/23/20 09:36

**Description**: Gorgas Ash Pond - MW-26H

**Laboratory ID Number:** BA17795

| Sample | Analysis | Units | MB | MB Limit | Spike | MS | MSD | Standard | Standard Limit | Rec | Rec Limit | Prec | Prec Limit |
|---|---|---|---|---|---|---|---|---|---|---|---|---|---|
| BA17902 | Lead, Total | mg/L | 0.0000065 | 0.0001474 | 0.100 | 0.103 | 0.105 | 0.109 | 0.085 to 0.115 | 103 | 70 to 130 | 1.92 | 20 |
| BA17795 | Iron, Total | mg/L | 0.000157 | 0.0176 | 0.2 | 10.3 | 10.3 | 0.202 | 0.17 to 0.23 | 100 | 70 to 130 | 0.00 | 20 |
| BA17795 | Magnesium, Total | mg/L | -0.00102 | 0.0462 | 5.00 | 17.7 | 17.7 | 5.14 | 4.25 to 5.75 | 100 | 70 to 130 | 0.00 | 20 |
| BA17902 | Cobalt, Total | mg/L | -0.0000107 | 0.0001474 | 0.100 | 0.102 | 0.104 | 0.109 | 0.085 to 0.115 | 102 | 70 to 130 | 1.94 | 20 |
| BA17902 | Molybdenum, Total | mg/L | 0.0000171 | 0.0001474 | 0.100 | 0.109 | 0.114 | 0.107 | 0.085 to 0.115 | 103 | 70 to 130 | 4.48 | 20 |
| BA17795 | Boron, Total | mg/L | 0.0000373 | 0.0650254 | 1.00 | 1.03 | 1.02 | 1.01 | 0.85 to 1.15 | 99.7 | 70 to 130 | 0.976 | 20 |
| BA17902 | Beryllium, Total | mg/L | 0.000003 | 0.00088 | 0.100 | 0.0997 | 0.101 | 0.0992 | 0.085 to 0.115 | 99.7 | 70 to 130 | 1.30 | 20 |
| BA17795 | Sodium, Total | mg/L | 0.000602 | 0.044 | 5.00 | 77.9 | 77.7 | 5.15 | 4.25 to 5.75 | 100 | 70 to 130 | 0.257 | 20 |
| BA17902 | Cadmium, Total | mg/L | 0.00000 | 0.0001474 | 0.100 | 0.0963 | 0.102 | 0.104 | 0.085 to 0.115 | 96.3 | 70 to 130 | 5.75 | 20 |
| BA17902 | Manganese, Total | mg/L | 0.0000162 | 0.0001474 | 0.100 | 0.140 | 0.137 | 0.101 | 0.085 to 0.115 | 94.4 | 70 to 130 | 2.17 | 20 |
| BA17902 | Selenium, Total | mg/L | 0.0000583 | 0.001 | 0.100 | 0.100 | 0.102 | 0.105 | 0.085 to 0.115 | 100 | 70 to 130 | 1.98 | 20 |
| BA17795 | Calcium, Total | mg/L | 0.00161 | 0.1518 | 5.00 | 32.3 | 32.2 | 5.09 | 4.25 to 5.75 | 94.0 | 70 to 130 | 0.310 | 20 |
| BA17795 | Lithium, Total | mg/L | -0.0000202 | 0.0154 | 0.20 | 0.295 | 0.294 | 0.193 | 0.17 to 0.23 | 99.6 | 70 to 130 | 0.340 | 20 |
| BA17902 | Barium, Total | mg/L | -0.0000107 | 0.0002 | 0.10 | 0.289 | 0.299 | 0.105 | 0.085 to 0.115 | 96.0 | 70 to 130 | 3.40 | 20 |
| BA17797 | Iron, Dissolved | mg/L | 0.000118 | 0.0176 | 0.2 | 2.38 | 2.34 | 0.194 | 0.17 to 0.23 | 95.0 | 70 to 130 | 1.69 | 20 |
| BA17902 | Potassium, Total | mg/L | 0.000035 | 0.3674 | 10.0 | 10.6 | 10.9 | 10.2 | 8.5 to 11.5 | 92.5 | 70 to 130 | 2.79 | 20 |
| BA17902 | Arsenic, Total | mg/L | 0.0000107 | 0.0001474 | 0.10 | 0.110 | 0.109 | 0.109 | 0.085 to 0.115 | 104 | 70 to 130 | 0.913 | 20 |
| BA17902 | Antimony, Total | mg/L | 0.000272 | 0.001 | 0.100 | 0.102 | 0.102 | 0.101 | 0.085 to 0.115 | 100 | 70 to 130 | 0.00 | 20 |
| BA17907 | Manganese, Dissolved | mg/L | -0.0000068 | 0.0001474 | 0.10 | 0.110 | 0.107 | 0.103 | 0.085 to 0.115 | 110 | 70 to 130 | 2.76 | 20 |
| BA17795 | Mercury, Total by CVAA | mg/L | 0.0000514 | 0.0005 | 0.004 | 0.00388 | 0.00385 | 0.00393 | 0.0034 to 0.0046 | 97.0 | 70 to 130 | 0.776 | 20 |
| BA17902 | Chromium, Total | mg/L | 0.0000326 | 0.00044 | 0.100 | 0.101 | 0.104 | 0.106 | 0.085 to 0.115 | 101 | 70 to 130 | 2.93 | 20 |
| BA17902 | Thallium, Total | mg/L | 0.0000087 | 0.0001474 | 0.100 | 0.0990 | 0.102 | 0.105 | 0.085 to 0.115 | 99.0 | 70 to 130 | 2.99 | 20 |

**Comments:** The client submitted filtered samples for dissolved analysis, but no MB or LCS were submitted. Therefore, dissolved data is qualified.
Matrix interferences in the groundwater caused erratic and unreliable turbidity values and were recorded as >10 NTU as an estimation.
A dissolved set was collected. LBM 11/03/2020

Reported: 11/3/2020
Version: 3.1
COA_CCR

Alabama Power
General Test Laboratory
744 County Road 87, GSC #8
Calera, AL 35040

Alabama Power

# Batch QC Summary

**Customer Account:** WMWGORAP
**Sample Date:** 9/21/20 15:55
**Customer ID:**
**Delivery Date:** 9/23/20 09:36

**Description:** Gorgas Ash Pond - MW-26H

**Laboratory ID Number:** BA17795

| Sample | Analysis | Units | MB | MB Limit | Spike | MS | Sample Duplicate | Standard | Standard Limit | Rec | Rec Limit | Prec | Prec Limit |
|---|---|---|---|---|---|---|---|---|---|---|---|---|---|
| BA17899 | Chloride | mg/L | -0.0208 | 0.50 | 10.0 | 22.5 | 13.3 | 10.7 | 9 to 11 | 93.0 | 80 to 120 | 0.755 | 20 |
| BA17899 | Fluoride | mg/L | 0.0211 | 0.05 | 2.50 | 2.87 | 0.20 | 2.62 | 2.25 to 2.75 | 107 | 80 to 120 | 1.01 | 20 |
| BA17902 | Alkalinity, Total as CaCO3 | mg/L | | | | | 200 | 51.0 | 45.0 to 55.0 | | | 0.501 | 10 |
| BA17795 | Sulfate | mg/L | -0.595 | 0.50 | 20.0 | 23.1 | 4.68 | 19.5 | 18 to 22 | 92.8 | 80 to 120 | 3.04 | 20 |
| BA17797 | Solids, Dissolved | mg/L | -2.00 | 25 | | | 1290 | 57.0 | 40 to 60 | | | 0.769 | 5 |

**Comments:** The client submitted filtered samples for dissolved analysis, but no MB or LCS were submitted. Therefore, dissolved data is qualified. Matrix interferences in the groundwater caused erratic and unreliable turbidity values and were recorded as >10 NTU as an estimation. A dissolved set was collected. LBM 11/03/2020

Alabama Power
General Test Laboratory
744 County Road 87, GSC #8
Calera, AL 35040

# Certificate Of Analysis

Alabama Power

**Description:** Gorgas Ash Pond - MW-26H DIS

**Location Code:** WMWGORAP
**Collected:** 9/21/20 15:55
**Customer ID:**
**Submittal Date:** 9/23/20 09:36

**Laboratory ID Number:** BA17796

| Name | Prepared | Analyzed | Vio Spec | DF | Results | Units | MDL | RL | Q |
|---|---|---|---|---|---|---|---|---|---|
| ***Analytical Method: EPA 200.7*** | ***Analyst: RDA*** | | | | | | | | |
| * Boron, Dissolved | 10/5/20 11:33 | 10/6/20 11:07 | | 1.015 | Not Detected | mg/L | 0.03 | 0.1 | U |
| * Calcium, Dissolved | 10/5/20 11:33 | 10/6/20 11:07 | | 1.015 | 27.1 | mg/L | 0.1 | 0.5 | |
| * Iron, Dissolved | 10/5/20 11:33 | 10/6/20 11:07 | | 1.015 | 1.02 | mg/L | 0.02 | 0.05 | |
| * Lithium, Dissolved | 10/5/20 11:33 | 10/6/20 11:07 | | 1.015 | 0.0900 | mg/L | 0.01 | 0.02 | |
| * Magnesium, Dissolved | 10/5/20 11:33 | 10/6/20 11:07 | | 1.015 | 11.7 | mg/L | 0.1 | 0.5 | |
| * Sodium, Dissolved | 10/5/20 11:33 | 10/6/20 13:03 | | 10.15 | 67.3 | mg/L | 1.015 | 5.075 | |
| ***Analytical Method: EPA 200.8*** | ***Analyst: DLJ*** | | | | | | | | |
| * Antimony, Dissolved | 9/28/20 09:17 | 10/6/20 14:48 | | 1.015 | Not Detected | mg/L | 0.0008 | 0.003 | U |
| * Arsenic, Dissolved | 9/28/20 09:17 | 10/6/20 14:48 | | 1.015 | Not Detected | mg/L | 0.001 | 0.005 | U |
| * Barium, Dissolved | 9/28/20 09:17 | 10/6/20 14:48 | | 1.015 | 0.845 | mg/L | 0.002 | 0.01 | |
| * Beryllium, Dissolved | 9/28/20 09:17 | 10/6/20 14:48 | | 1.015 | Not Detected | mg/L | 0.0006 | 0.003 | U |
| * Cadmium, Dissolved | 9/28/20 09:17 | 10/6/20 14:48 | | 1.015 | Not Detected | mg/L | 0.0003 | 0.001 | U |
| * Chromium, Dissolved | 9/28/20 09:17 | 10/6/20 14:48 | | 1.015 | Not Detected | mg/L | 0.002 | 0.01 | U |
| * Cobalt, Dissolved | 9/28/20 09:17 | 10/6/20 14:48 | | 1.015 | Not Detected | mg/L | 0.002 | 0.005 | U |
| * Lead, Dissolved | 9/28/20 09:17 | 10/6/20 14:48 | | 1.015 | Not Detected | mg/L | 0.001 | 0.005 | U |
| * Molybdenum, Dissolved | 9/28/20 09:17 | 10/6/20 14:48 | | 1.015 | Not Detected | mg/L | 0.002 | 0.01 | U |
| * Manganese, Dissolved | 9/28/20 09:17 | 10/6/20 14:48 | | 1.015 | 0.0199 | mg/L | 0.001 | 0.005 | |
| * Potassium, Dissolved | 9/28/20 09:17 | 10/6/20 14:48 | | 1.015 | 2.71 | mg/L | 0.3 | 2.5 | |
| * Selenium, Dissolved | 9/28/20 09:17 | 10/6/20 14:48 | | 1.015 | Not Detected | mg/L | 0.002 | 0.01 | U |
| * Thallium, Dissolved | 9/28/20 09:17 | 10/6/20 14:48 | | 1.015 | Not Detected | mg/L | 0.0002 | 0.001 | U |
| ***Analytical Method: EPA 245.1*** | ***Analyst: GAS*** | | | | | | | | |
| * Mercury, Dissolved by CVAA | 10/6/20 08:20 | 10/6/20 12:58 | | 1 | Not Detected | mg/L | 0.0003 | 0.0005 | U |
| ***Analytical Method: SM 2320 B*** | ***Analyst: JAG*** | | | | | | | | |
| Alkalinity, Total as CaCO3 | 10/1/20 13:25 | 10/1/20 14:30 | | 1 | 266 | mg/L | | 0.1 | |
| ***Analytical Method: SM 2540C*** | ***Analyst: TJW*** | | | | | | | | |
| * Solids, Dissolved | 9/23/20 12:59 | 9/25/20 10:00 | | 1 | 282 | mg/L | | 25 | |
| ***Analytical Method: SM 4500CO2 D*** | ***Analyst: JAG*** | | | | | | | | |
| Bicarbonate Alkalinity, (calc.) | 10/1/20 13:25 | 10/1/20 14:30 | | 1 | 265 | mg/L | | | |
| Carbonate Alkalinity, (calc.) | 10/1/20 13:25 | 10/1/20 14:30 | | 1 | 0.70 | mg/L | | | |

MDL's and RL's are adjusted for sample dilution, as applicable

**Comments:** The client submitted filtered samples for dissolved analysis, but no MB or LCS were submitted. Therefore, dissolved data is qualified. Matrix interferences in the groundwater caused erratic and unreliable turbidity values and were recorded as >10 NTU as an estimation. A dissolved set was collected. LBM 11/03/2020

Reported: 11/3/2020
Version: 3.1
COA_CCR

Alabama Power
General Test Laboratory
744 County Road 87, GSC #8
Calera, AL 35040

# *Certificate Of Analysis*

Alabama Power

**Description:** Gorgas Ash Pond - MW-26H DIS

**Location Code:** WMWGORAP
**Collected:** 9/21/20 15:55
**Customer ID:**
**Submittal Date:** 9/23/20 09:36

**Laboratory ID Number:** BA17796

| Name | Prepared | Analyzed | Vio Spec | DF | Results | Units | MDL | RL | Q |
|---|---|---|---|---|---|---|---|---|---|
| ***Analytical Method: SM4500Cl E*** | ***Analyst: JCC*** | | | | | | | | |
| * Chloride | 9/25/20 14:10 | 9/25/20 14:10 | | 1 | 2.98 | mg/L | 0.50 | 1 | |
| ***Analytical Method: SM4500F G 2017*** | ***Analyst: JCC*** | | | | | | | | |
| * Fluoride | 9/28/20 12:51 | 9/28/20 12:51 | | 1 | 0.137 | mg/L | 0.06 | 0.1 | |
| ***Analytical Method: SM4500SO4 E 2011*** | ***Analyst: JCC*** | | | | | | | | |
| * Sulfate | 9/24/20 11:39 | 9/24/20 11:39 | | 1 | 5.98 | mg/L | 0.50 | 1 | |
| ***Analytical Method: Field Measurements*** | ***Analyst: TJD*** | | | | | | | | |
| Conductivity | 9/21/20 15:52 | 9/21/20 15:52 | | | 417.46 | uS/cm | | | FA |
| pH | 9/21/20 15:52 | 9/21/20 15:52 | | | 7.25 | SU | | | FA |
| Temperature | 9/21/20 15:52 | 9/21/20 15:52 | | | 20.38 | C | | | FA |
| Turbidity | 9/21/20 15:52 | 9/21/20 15:52 | | | >10 | NTU | | | FA |

MDL's and RL's are adjusted for sample dilution, as applicable

**Comments:** The client submitted filtered samples for dissolved analysis, but no MB or LCS were submitted. Therefore, dissolved data is qualified. Matrix interferences in the groundwater caused erratic and unreliable turbidity values and were recorded as >10 NTU as an estimation. A dissolved set was collected. LBM 11/03/2020

Reported: 11/3/2020
Version: 3.1
COA_CCR

Alabama Power
General Test Laboratory
744 County Road 87, GSC #8
Calera, AL 35040

# Batch QC Summary

Alabama Power

**Customer Account:** WMWGORAP
**Sample Date:** 9/21/20 15:55
**Customer ID:**
**Delivery Date:** 9/23/20 09:36

**Description**: Gorgas Ash Pond - MW-26H DIS

**Laboratory ID Number:** BA17796

| Sample | Analysis | Units | MB | MB Limit | Spike | MS | MSD | Standard | Standard Limit | Rec | Rec Limit | Prec | Prec Limit |
|---|---|---|---|---|---|---|---|---|---|---|---|---|---|
| BA17901 | Barium, Dissolved | mg/L | 0.0000274 | 0.0002 | 0.100 | 1.36 | 1.38 | 0.112 | 0.085 to 0.115 | 100 | 70 to 130 | 1.46 | 20 |
| BA17797 | Boron, Dissolved | mg/L | 0.000195 | 0.0650254 | 1.00 | 1.06 | 1.04 | 0.995 | 0.85 to 1.15 | 103 | 70 to 130 | 1.90 | 20 |
| BA17901 | Molybdenum, Dissolved | mg/L | 0.0000136 | 0.0001474 | 0.10 | 0.115 | 0.115 | 0.114 | 0.085 to 0.115 | 111 | 70 to 130 | 0.00 | 20 |
| BA17901 | Arsenic, Dissolved | mg/L | -0.0000019 | 0.0001474 | 0.10 | 0.114 | 0.113 | 0.112 | 0.085 to 0.115 | 113 | 70 to 130 | 0.881 | 20 |
| BA17901 | Cadmium, Dissolved | mg/L | 0.0000032 | 0.0001474 | 0.10 | 0.113 | 0.114 | 0.113 | 0.085 to 0.115 | 113 | 70 to 130 | 0.881 | 20 |
| BA17901 | Antimony, Dissolved | mg/L | 0.000142 | 0.001 | 0.10 | 0.102 | 0.105 | 0.102 | 0.085 to 0.115 | 101 | 70 to 130 | 2.90 | 20 |
| BA17797 | Iron, Dissolved | mg/L | 0.000118 | 0.0176 | 0.2 | 2.38 | 2.34 | 0.194 | 0.17 to 0.23 | 95.0 | 70 to 130 | 1.69 | 20 |
| BA17901 | Cobalt, Dissolved | mg/L | -0.0000225 | 0.0001474 | 0.10 | 0.113 | 0.112 | 0.113 | 0.085 to 0.115 | 113 | 70 to 130 | 0.889 | 20 |
| BA17901 | Beryllium, Dissolved | mg/L | 0.0000008 | 0.00088 | 0.10 | 0.0953 | 0.0949 | 0.0943 | 0.085 to 0.115 | 95.3 | 70 to 130 | 0.421 | 20 |
| BA17901 | Manganese, Dissolved | mg/L | 0.0000149 | 0.0001474 | 0.10 | 0.141 | 0.145 | 0.106 | 0.085 to 0.115 | 102 | 70 to 130 | 2.80 | 20 |
| BA17901 | Thallium, Dissolved | mg/L | -0.0000031 | 0.0001474 | 0.10 | 0.104 | 0.110 | 0.109 | 0.085 to 0.115 | 104 | 70 to 130 | 5.61 | 20 |
| BA17797 | Calcium, Dissolved | mg/L | 0.000451 | 0.1518 | 5.00 | 188 | 190 | 4.97 | 4.25 to 5.75 | 80.0 | 70 to 130 | 1.06 | 20 |
| BA17797 | Lithium, Dissolved | mg/L | -0.000318 | 0.0154 | 0.20 | 0.267 | 0.260 | 0.190 | 0.17 to 0.23 | 111 | 70 to 130 | 2.66 | 20 |
| BA17797 | Magnesium, Dissolved | mg/L | 0.000568 | 0.0462 | 5.00 | 103 | 101 | 5.02 | 4.25 to 5.75 | 146 | 70 to 130 | 1.96 | 20 |
| BA17901 | Chromium, Dissolved | mg/L | 0.0000804 | 0.00044 | 0.10 | 0.110 | 0.108 | 0.109 | 0.085 to 0.115 | 110 | 70 to 130 | 1.83 | 20 |
| BA17901 | Mercury, Dissolved by | mg/L | -0.0000462 | 0.0005 | 0.004 | 0.00408 | 0.00407 | 0.00437 | 0.0034 to 0.0046 | 102 | 70 to 130 | 0.245 | 20 |
| BA17901 | Potassium, Dissolved | mg/L | 0.00369 | 0.3674 | 10.0 | 16.0 | 16.0 | 10.8 | 8.5 to 11.5 | 106 | 70 to 130 | 0.00 | 20 |
| BA17797 | Sodium, Dissolved | mg/L | 0.000430 | 0.044 | 5.00 | 70.1 | 69.2 | 4.98 | 4.25 to 5.75 | 128 | 70 to 130 | 1.29 | 20 |
| BA17901 | Lead, Dissolved | mg/L | -0.0000090 | 0.0001474 | 0.10 | 0.112 | 0.113 | 0.108 | 0.085 to 0.115 | 112 | 70 to 130 | 0.889 | 20 |
| BA17901 | Selenium, Dissolved | mg/L | 0.0000113 | 0.001 | 0.10 | 0.113 | 0.111 | 0.112 | 0.085 to 0.115 | 113 | 70 to 130 | 1.79 | 20 |

**Comments:** The client submitted filtered samples for dissolved analysis, but no MB or LCS were submitted. Therefore, dissolved data is qualified. Matrix interferences in the groundwater caused erratic and unreliable turbidity values and were recorded as >10 NTU as an estimation. A dissolved set was collected. LBM 11/03/2020

Reported: 11/3/2020
Version: 3.1
COA_CCR

Alabama Power
General Test Laboratory
744 County Road 87, GSC #8
Calera, AL 35040

Alabama Power

# Batch QC Summary

**Customer Account:** WMWGORAP
**Sample Date:** 9/21/20 15:55
**Customer ID:**
**Delivery Date:** 9/23/20 09:36

**Description:** Gorgas Ash Pond - MW-26H DIS

**Laboratory ID Number:** BA17796

| Sample | Analysis | Units | MB | MB Limit | Spike | MS | Sample Duplicate | Standard | Standard Limit | Rec | Rec Limit | Prec | Prec Limit |
|---|---|---|---|---|---|---|---|---|---|---|---|---|---|
| BA17899 | Fluoride | mg/L | 0.0211 | 0.05 | 2.50 | 2.87 | 0.20 | 2.62 | 2.25 to 2.75 | 107 | 80 to 120 | 1.01 | 20 |
| BA17899 | Chloride | mg/L | -0.0208 | 0.50 | 10.0 | 22.5 | 13.3 | 10.7 | 9 to 11 | 93.0 | 80 to 120 | 0.755 | 20 |
| BA17798 | Sulfate | mg/L | -0.490 | 0.50 | 20.0 | 39.1 | 21.1 | 19.3 | 18 to 22 | 89.5 | 80 to 120 | 0.473 | 20 |
| BA17797 | Solids, Dissolved | mg/L | -2.00 | 25 | | | 1290 | 57.0 | 40 to 60 | | | 0.769 | 5 |
| BA17902 | Alkalinity, Total as CaCO3 | mg/L | | | | | 200 | 51.0 | 45.0 to 55.0 | | | 0.501 | 10 |

**Comments:** The client submitted filtered samples for dissolved analysis, but no MB or LCS were submitted. Therefore, dissolved data is qualified. Matrix interferences in the groundwater caused erratic and unreliable turbidity values and were recorded as >10 NTU as an estimation. A dissolved set was collected. LBM 11/03/2020

Alabama Power
General Test Laboratory
744 County Road 87, GSC #8
Calera, AL 35040

# Certificate Of Analysis

Alabama Power

**Description:** Gorgas Ash Pond - MW-40H

**Location Code:** WMWGORAP
**Collected:** 9/22/20 09:58
**Customer ID:**
**Submittal Date:** 9/23/20 09:36

**Laboratory ID Number:** BA17797

| Name | Prepared | Analyzed | Vio Spec | DF | Results | Units | MDL | RL | Q |
|---|---|---|---|---|---|---|---|---|---|
| ***Analytical Method: EPA 200.7*** | ***Analyst: RDA*** | | | | ***Preparation Method: EPA 1638*** | | | | |
| * Boron, Total | 10/5/20 10:25 | 10/7/20 13:14 | | 1.015 | 0.0326 | mg/L | 0.03 | 0.1 | J |
| * Calcium, Total | 10/5/20 10:25 | 10/7/20 13:44 | | 10.15 | 205 | mg/L | 1.015 | 5.075 | |
| * Iron, Total | 10/5/20 10:25 | 10/7/20 13:14 | | 1.015 | 2.17 | mg/L | 0.02 | 0.05 | |
| * Lithium, Total | 10/5/20 10:25 | 10/7/20 13:14 | | 1.015 | 0.0405 | mg/L | 0.01 | 0.02 | |
| * Magnesium, Total | 10/5/20 10:25 | 10/7/20 13:44 | | 10.15 | 98.4 | mg/L | 1.015 | 5.075 | |
| * Sodium, Total | 10/5/20 10:25 | 10/7/20 13:44 | | 10.15 | 67.8 | mg/L | 1.015 | 5.075 | |
| ***Analytical Method: EPA 200.7*** | ***Analyst: RDA*** | | | | | | | | |
| * Iron, Dissolved | 10/5/20 11:33 | 10/6/20 11:10 | | 1.015 | 2.19 | mg/L | 0.02 | 0.05 | |
| ***Analytical Method: EPA 200.8*** | ***Analyst: DLJ*** | | | | ***Preparation Method: EPA 1638*** | | | | |
| * Antimony, Total | 9/28/20 11:12 | 9/29/20 20:02 | | 1.015 | Not Detected | mg/L | 0.0008 | 0.003 | U |
| * Arsenic, Total | 9/28/20 11:12 | 9/29/20 20:02 | | 1.015 | 0.00193 | mg/L | 0.001 | 0.005 | J |
| * Barium, Total | 9/28/20 11:12 | 10/1/20 14:46 | | 1.015 | 0.0417 | mg/L | 0.002 | 0.01 | |
| * Beryllium, Total | 9/28/20 11:12 | 9/29/20 20:02 | | 1.015 | Not Detected | mg/L | 0.0006 | 0.003 | U |
| * Cadmium, Total | 9/28/20 11:12 | 9/29/20 20:02 | | 1.015 | Not Detected | mg/L | 0.0003 | 0.001 | U |
| * Chromium, Total | 9/28/20 11:12 | 9/29/20 20:02 | | 1.015 | Not Detected | mg/L | 0.002 | 0.01 | U |
| * Cobalt, Total | 9/28/20 11:12 | 9/29/20 20:02 | | 1.015 | 0.00270 | mg/L | 0.002 | 0.005 | J |
| * Lead, Total | 9/28/20 11:12 | 9/29/20 20:02 | | 1.015 | Not Detected | mg/L | 0.001 | 0.005 | U |
| * Molybdenum, Total | 9/28/20 11:12 | 9/29/20 20:02 | | 1.015 | 0.00293 | mg/L | 0.002 | 0.01 | J |
| * Potassium, Total | 9/28/20 11:12 | 9/29/20 20:02 | | 1.015 | 6.91 | mg/L | 0.3 | 2.5 | |
| * Manganese, Total | 9/28/20 11:12 | 9/29/20 20:02 | | 1.015 | 0.733 | mg/L | 0.001 | 0.005 | |
| * Selenium, Total | 9/28/20 11:12 | 9/29/20 20:02 | | 1.015 | Not Detected | mg/L | 0.002 | 0.01 | U |
| * Thallium, Total | 9/28/20 11:12 | 9/29/20 20:02 | | 1.015 | Not Detected | mg/L | 0.0002 | 0.001 | U |
| ***Analytical Method: EPA 200.8*** | ***Analyst: DLJ*** | | | | | | | | |
| * Manganese, Dissolved | 9/28/20 09:17 | 9/29/20 15:11 | | 1.015 | 0.745 | mg/L | 0.001 | 0.005 | |
| ***Analytical Method: EPA 245.1*** | ***Analyst: GAS*** | | | | | | | | |
| * Mercury, Total by CVAA | 9/30/20 12:24 | 10/2/20 11:13 | | 1 | Not Detected | mg/L | 0.0003 | 0.0005 | U |
| ***Analytical Method: SM 2320 B*** | ***Analyst: JAG*** | | | | | | | | |
| Alkalinity, Total as CaCO3 | 10/1/20 13:25 | 10/1/20 14:30 | | 1 | 263 | mg/L | | 0.1 | |
| ***Analytical Method: SM 2540C*** | ***Analyst: TJW*** | | | | | | | | |
| * Solids, Dissolved | 9/23/20 12:59 | 9/25/20 10:00 | | 1 | 1310 | mg/L | | 100 | |

MDL's and RL's are adjusted for sample dilution, as applicable

**Comments:** The client submitted filtered samples for dissolved analysis, but no MB or LCS were submitted. Therefore, dissolved data is qualified.
LBM 10/16/20

Alabama Power
General Test Laboratory
744 County Road 87, GSC #8
Calera, AL 35040

# *Certificate Of Analysis*

Alabama Power

**Description:** Gorgas Ash Pond - MW-40H

**Location Code:** WMWGORAP
**Collected:** 9/22/20 09:58
**Customer ID:**
**Submittal Date:** 9/23/20 09:36

**Laboratory ID Number:** BA17797

| Name | Prepared | Analyzed | Vio Spec | DF | Results | Units | MDL | RL | Q |
|---|---|---|---|---|---|---|---|---|---|
| ***Analytical Method: SM 4500CO2 D*** | ***Analyst: JAG*** | | | | | | | | |
| Bicarbonate Alkalinity, (calc.) | 10/1/20 13:25 | 10/1/20 14:30 | | 1 | 263 | mg/L | | | |
| Carbonate Alkalinity, (calc.) | 10/1/20 13:25 | 10/1/20 14:30 | | 1 | 0.14 | mg/L | | | |
| ***Analytical Method: SM4500Cl E*** | ***Analyst: JCC*** | | | | | | | | |
| * Chloride | 9/25/20 14:18 | 9/25/20 14:18 | | 2 | 30.4 | mg/L | 1.00 | 2 | |
| ***Analytical Method: SM4500F G 2017*** | ***Analyst: JCC*** | | | | | | | | |
| * Fluoride | 9/28/20 12:52 | 9/28/20 12:52 | | 1 | 0.114 | mg/L | 0.06 | 0.1 | |
| ***Analytical Method: SM4500SO4 E 2011*** | ***Analyst: JCC*** | | | | | | | | |
| * Sulfate | 9/24/20 11:40 | 9/24/20 11:40 | | 32 | 626 | mg/L | 16.00 | 32 | |
| ***Analytical Method: Field Measurements*** | ***Analyst: TJD*** | | | | | | | | |
| Conductivity | 9/22/20 09:53 | 9/22/20 09:53 | | | 1690.9 | uS/cm | | | FA |
| pH | 9/22/20 09:53 | 9/22/20 09:53 | | | 6.64 | SU | | | FA |
| Temperature | 9/22/20 09:53 | 9/22/20 09:53 | | | 18.88 | C | | | FA |
| Turbidity | 9/22/20 09:53 | 9/22/20 09:53 | | | 4.76 | NTU | | | FA |

MDL's and RL's are adjusted for sample dilution, as applicable

**Comments:** The client submitted filtered samples for dissolved analysis, but no MB or LCS were submitted. Therefore, dissolved data is qualified.
LBM 10/16/20

Reported: 11/3/2020
Version: 3.1
COA_CCR

Alabama Power
General Test Laboratory
744 County Road 87, GSC #8
Calera, AL 35040

# Batch QC Summary

Alabama Power

**Customer Account:** WMWGORAP
**Sample Date:** 9/22/20 09:58
**Customer ID:**
**Delivery Date:** 9/23/20 09:36

**Description**: Gorgas Ash Pond - MW-40H

**Laboratory ID Number:** BA17797

| Sample | Analysis | Units | MB | MB Limit | Spike | MS | MSD | Standard | Standard Limit | Rec | Rec Limit | Prec | Prec Limit |
|---|---|---|---|---|---|---|---|---|---|---|---|---|---|
| BA17902 | Beryllium, Total | mg/L | 0.000003 | 0.00088 | 0.100 | 0.0997 | 0.101 | 0.0992 | 0.085 to 0.115 | 99.7 | 70 to 130 | 1.30 | 20 |
| BA17902 | Cobalt, Total | mg/L | -0.0000107 | 0.0001474 | 0.100 | 0.102 | 0.104 | 0.109 | 0.085 to 0.115 | 102 | 70 to 130 | 1.94 | 20 |
| BA17902 | Molybdenum, Total | mg/L | 0.0000171 | 0.0001474 | 0.100 | 0.109 | 0.114 | 0.107 | 0.085 to 0.115 | 103 | 70 to 130 | 4.48 | 20 |
| BA17906 | Iron, Total | mg/L | 0.000757 | 0.0176 | 0.2 | 0.660 | 0.653 | 0.193 | 0.17 to 0.23 | 96.0 | 70 to 130 | 1.07 | 20 |
| BA17902 | Cadmium, Total | mg/L | 0.00000 | 0.0001474 | 0.100 | 0.0963 | 0.102 | 0.104 | 0.085 to 0.115 | 96.3 | 70 to 130 | 5.75 | 20 |
| BA17902 | Manganese, Total | mg/L | 0.0000162 | 0.0001474 | 0.100 | 0.140 | 0.137 | 0.101 | 0.085 to 0.115 | 94.4 | 70 to 130 | 2.17 | 20 |
| BA17902 | Selenium, Total | mg/L | 0.0000583 | 0.001 | 0.100 | 0.100 | 0.102 | 0.105 | 0.085 to 0.115 | 100 | 70 to 130 | 1.98 | 20 |
| BA17902 | Lead, Total | mg/L | 0.0000065 | 0.0001474 | 0.100 | 0.103 | 0.105 | 0.109 | 0.085 to 0.115 | 103 | 70 to 130 | 1.92 | 20 |
| BA17906 | Lithium, Total | mg/L | 0.0000227 | 0.0154 | 0.20 | 0.285 | 0.284 | 0.184 | 0.17 to 0.23 | 97.8 | 70 to 130 | 0.351 | 20 |
| BA17902 | Barium, Total | mg/L | -0.0000107 | 0.0002 | 0.10 | 0.289 | 0.299 | 0.105 | 0.085 to 0.115 | 96.0 | 70 to 130 | 3.40 | 20 |
| BA17906 | Sodium, Total | mg/L | 0.00118 | 0.044 | 5.00 | 99.2 | 99.7 | 4.80 | 4.25 to 5.75 | 116 | 70 to 130 | 0.503 | 20 |
| BA17797 | Iron, Dissolved | mg/L | 0.000118 | 0.0176 | 0.2 | 2.38 | 2.34 | 0.194 | 0.17 to 0.23 | 95.0 | 70 to 130 | 1.69 | 20 |
| BA17902 | Potassium, Total | mg/L | 0.000035 | 0.3674 | 10.0 | 10.6 | 10.9 | 10.2 | 8.5 to 11.5 | 92.5 | 70 to 130 | 2.79 | 20 |
| BA17902 | Chromium, Total | mg/L | 0.0000326 | 0.00044 | 0.100 | 0.101 | 0.104 | 0.106 | 0.085 to 0.115 | 101 | 70 to 130 | 2.93 | 20 |
| BA17902 | Thallium, Total | mg/L | 0.0000087 | 0.0001474 | 0.100 | 0.0990 | 0.102 | 0.105 | 0.085 to 0.115 | 99.0 | 70 to 130 | 2.99 | 20 |
| BA17906 | Boron, Total | mg/L | 0.000485 | 0.0650254 | 1.00 | 1.45 | 1.45 | 0.973 | 0.85 to 1.15 | 95.9 | 70 to 130 | 0.00 | 20 |
| BA17906 | Magnesium, Total | mg/L | -0.00184 | 0.0462 | 5.00 | 15.1 | 14.9 | 4.88 | 4.25 to 5.75 | 98.0 | 70 to 130 | 1.33 | 20 |
| BA17902 | Arsenic, Total | mg/L | 0.0000107 | 0.0001474 | 0.10 | 0.110 | 0.109 | 0.109 | 0.085 to 0.115 | 104 | 70 to 130 | 0.913 | 20 |
| BA17902 | Antimony, Total | mg/L | 0.000272 | 0.001 | 0.100 | 0.102 | 0.102 | 0.101 | 0.085 to 0.115 | 100 | 70 to 130 | 0.00 | 20 |
| BA17906 | Calcium, Total | mg/L | 0.000921 | 0.1518 | 5.00 | 49.2 | 49.6 | 4.86 | 4.25 to 5.75 | 208 | 70 to 130 | 0.810 | 20 |
| BA17906 | Mercury, Total by CVAA | mg/L | 0.0000622 | 0.0005 | 0.004 | 0.00384 | 0.00386 | 0.00386 | 0.0034 to 0.0046 | 96.0 | 70 to 130 | 0.519 | 20 |
| BA17907 | Manganese, Dissolved | mg/L | -0.0000068 | 0.0001474 | 0.10 | 0.110 | 0.107 | 0.103 | 0.085 to 0.115 | 110 | 70 to 130 | 2.76 | 20 |

**Comments:** The client submitted filtered samples for dissolved analysis, but no MB or LCS were submitted. Therefore, dissolved data is qualified.
LBM 10/16/20

Reported: 11/3/2020
Version: 3.1
COA_CCR

Alabama Power
General Test Laboratory
744 County Road 87, GSC #8
Calera, AL 35040

Alabama Power

# Batch QC Summary

**Customer Account:** WMWGORAP
**Sample Date:** 9/22/20 09:58
**Customer ID:**
**Delivery Date:** 9/23/20 09:36

**Description:** Gorgas Ash Pond - MW-40H

**Laboratory ID Number:** BA17797

| Sample | Analysis | Units | MB | MB Limit | Spike | MS | Sample Duplicate | Standard | Standard Limit | Rec | Rec Limit | Prec | Prec Limit |
|---|---|---|---|---|---|---|---|---|---|---|---|---|---|
| BA17899 | Fluoride | mg/L | 0.0211 | 0.05 | 2.50 | 2.87 | 0.20 | 2.62 | 2.25 to 2.75 | 107 | 80 to 120 | 1.01 | 20 |
| BA17899 | Chloride | mg/L | -0.0208 | 0.50 | 10.0 | 22.5 | 13.3 | 10.7 | 9 to 11 | 93.0 | 80 to 120 | 0.755 | 20 |
| BA17798 | Sulfate | mg/L | -0.490 | 0.50 | 20.0 | 39.1 | 21.1 | 19.3 | 18 to 22 | 89.5 | 80 to 120 | 0.473 | 20 |
| BA17902 | Alkalinity, Total as CaCO3 | mg/L | | | | | 200 | 51.0 | 45.0 to 55.0 | | | 0.501 | 10 |
| BA17797 | Solids, Dissolved | mg/L | -2.00 | 25 | | | 1290 | 57.0 | 40 to 60 | | | 0.769 | 5 |

**Comments:** The client submitted filtered samples for dissolved analysis, but no MB or LCS were submitted. Therefore, dissolved data is qualified.
LBM 10/16/20

Reported: 11/3/2020
Version: 3.1
COA_CCR

Alabama Power
General Test Laboratory
744 County Road 87, GSC #8
Calera, AL 35040

# Certificate Of Analysis

Alabama Power

**Description:** Gorgas Ash Pond - MW-9V

**Location Code:** WMWGORAP
**Collected:** 9/22/20 13:05
**Customer ID:**
**Submittal Date:** 9/23/20 09:36

**Laboratory ID Number:** BA17798

| Name | Prepared | Analyzed | Vio Spec | DF | Results | Units | MDL | RL | Q |
|---|---|---|---|---|---|---|---|---|---|
| ***Analytical Method: EPA 200.7*** | ***Analyst: RDA*** | | | | ***Preparation Method: EPA 1638*** | | | | |
| * Boron, Total | 10/5/20 10:25 | 10/7/20 13:17 | | 1.015 | 0.0348 | mg/L | 0.03 | 0.1 | J |
| * Calcium, Total | 10/5/20 10:25 | 10/7/20 13:47 | | 10.15 | 45.3 | mg/L | 1.015 | 5.075 | |
| * Iron, Total | 10/5/20 10:25 | 10/7/20 13:17 | | 1.015 | 0.400 | mg/L | 0.02 | 0.05 | |
| * Lithium, Total | 10/5/20 10:25 | 10/7/20 13:17 | | 1.015 | 0.0293 | mg/L | 0.01 | 0.02 | |
| * Magnesium, Total | 10/5/20 10:25 | 10/7/20 13:17 | | 1.015 | 14.2 | mg/L | 0.1 | 0.5 | |
| * Sodium, Total | 10/5/20 10:25 | 10/7/20 13:17 | | 1.015 | 38.5 | mg/L | 0.1 | 0.5 | |
| ***Analytical Method: EPA 200.7*** | ***Analyst: RDA*** | | | | | | | | |
| * Iron, Dissolved | 10/5/20 11:33 | 10/6/20 11:33 | | 1.015 | 0.378 | mg/L | 0.02 | 0.05 | |
| ***Analytical Method: EPA 200.8*** | ***Analyst: DLJ*** | | | | ***Preparation Method: EPA 1638*** | | | | |
| * Antimony, Total | 9/28/20 11:12 | 9/29/20 20:04 | | 1.015 | Not Detected | mg/L | 0.0008 | 0.003 | U |
| * Arsenic, Total | 9/28/20 11:12 | 9/29/20 20:04 | | 1.015 | Not Detected | mg/L | 0.001 | 0.005 | U |
| * Barium, Total | 9/28/20 11:12 | 10/1/20 14:49 | | 1.015 | 0.187 | mg/L | 0.002 | 0.01 | |
| * Beryllium, Total | 9/28/20 11:12 | 9/29/20 20:04 | | 1.015 | Not Detected | mg/L | 0.0006 | 0.003 | U |
| * Cadmium, Total | 9/28/20 11:12 | 9/29/20 20:04 | | 1.015 | Not Detected | mg/L | 0.0003 | 0.001 | U |
| * Chromium, Total | 9/28/20 11:12 | 9/29/20 20:04 | | 1.015 | Not Detected | mg/L | 0.002 | 0.01 | U |
| * Cobalt, Total | 9/28/20 11:12 | 9/29/20 20:04 | | 1.015 | Not Detected | mg/L | 0.002 | 0.005 | U |
| * Lead, Total | 9/28/20 11:12 | 9/29/20 20:04 | | 1.015 | Not Detected | mg/L | 0.001 | 0.005 | U |
| * Molybdenum, Total | 9/28/20 11:12 | 9/29/20 20:04 | | 1.015 | Not Detected | mg/L | 0.002 | 0.01 | U |
| * Potassium, Total | 9/28/20 11:12 | 9/29/20 20:04 | | 1.015 | 1.15 | mg/L | 0.3 | 2.5 | J |
| * Manganese, Total | 9/28/20 11:12 | 9/29/20 20:04 | | 1.015 | 0.0341 | mg/L | 0.001 | 0.005 | |
| * Selenium, Total | 9/28/20 11:12 | 9/29/20 20:04 | | 1.015 | Not Detected | mg/L | 0.002 | 0.01 | U |
| * Thallium, Total | 9/28/20 11:12 | 9/29/20 20:04 | | 1.015 | Not Detected | mg/L | 0.0002 | 0.001 | U |
| ***Analytical Method: EPA 200.8*** | ***Analyst: DLJ*** | | | | | | | | |
| * Manganese, Dissolved | 9/28/20 09:17 | 9/29/20 15:14 | | 1.015 | 0.0372 | mg/L | 0.001 | 0.005 | |
| ***Analytical Method: EPA 245.1*** | ***Analyst: GAS*** | | | | | | | | |
| * Mercury, Total by CVAA | 9/30/20 12:24 | 10/2/20 11:16 | | 1 | Not Detected | mg/L | 0.0003 | 0.0005 | U |
| ***Analytical Method: SM 2320 B*** | ***Analyst: JAG*** | | | | | | | | |
| Alkalinity, Total as CaCO3 | 10/1/20 13:25 | 10/1/20 14:30 | | 1 | 254 | mg/L | | 0.1 | |
| ***Analytical Method: SM 2540C*** | ***Analyst: TJW*** | | | | | | | | |
| * Solids, Dissolved | 9/25/20 13:30 | 9/29/20 08:00 | | 1 | 285 | mg/L | | 25 | |

MDL's and RL's are adjusted for sample dilution, as applicable

**Comments:** The client submitted filtered samples for dissolved analysis, but no MB or LCS were submitted. Therefore, dissolved data is qualified.
LBM 10/16/20

Reported: 11/3/2020
Version: 3.1
COA_CCR

Alabama Power
General Test Laboratory
744 County Road 87, GSC #8
Calera, AL 35040

# *Certificate Of Analysis*

Alabama Power

**Description:** Gorgas Ash Pond - MW-9V

**Location Code:** WMWGORAP
**Collected:** 9/22/20 13:05
**Customer ID:**
**Submittal Date:** 9/23/20 09:36

**Laboratory ID Number:** BA17798

| Name | Prepared | Analyzed | Vio Spec | DF | Results | Units | MDL | RL | Q |
|---|---|---|---|---|---|---|---|---|---|
| ***Analytical Method: SM 4500CO2 D*** | ***Analyst: JAG*** | | | | | | | | |
| Bicarbonate Alkalinity, (calc.) | 10/1/20 13:25 | 10/1/20 14:30 | | 1 | 254 | mg/L | | | |
| Carbonate Alkalinity, (calc.) | 10/1/20 13:25 | 10/1/20 14:30 | | 1 | 0.35 | mg/L | | | |
| ***Analytical Method: SM4500Cl E*** | ***Analyst: JCC*** | | | | | | | | |
| * Chloride | 9/25/20 14:12 | 9/25/20 14:12 | | 1 | 7.57 | mg/L | 0.50 | 1 | |
| ***Analytical Method: SM4500F G 2017*** | ***Analyst: JCC*** | | | | | | | | |
| * Fluoride | 9/28/20 12:54 | 9/28/20 12:54 | | 1 | 0.174 | mg/L | 0.06 | 0.1 | |
| ***Analytical Method: SM4500SO4 E 2011*** | ***Analyst: JCC*** | | | | | | | | |
| * Sulfate | 9/24/20 11:41 | 9/24/20 11:41 | | 1 | 21.2 | mg/L | 0.50 | 1 | |
| ***Analytical Method: Field Measurements*** | ***Analyst: TJD*** | | | | | | | | |
| Conductivity | 9/22/20 13:00 | 9/22/20 13:00 | | | 430.38 | uS/cm | | | FA |
| pH | 9/22/20 13:00 | 9/22/20 13:00 | | | 7.08 | SU | | | FA |
| Temperature | 9/22/20 13:00 | 9/22/20 13:00 | | | 19.07 | C | | | FA |
| Turbidity | 9/22/20 13:00 | 9/22/20 13:00 | | | 2.8 | NTU | | | FA |

MDL's and RL's are adjusted for sample dilution, as applicable

**Comments:** The client submitted filtered samples for dissolved analysis, but no MB or LCS were submitted. Therefore, dissolved data is qualified.
LBM 10/16/20

Reported: 11/3/2020
Version: 3.1
COA_CCR

Alabama Power
General Test Laboratory
744 County Road 87, GSC #8
Calera, AL 35040

# Batch QC Summary

Alabama Power

**Customer Account:** WMWGORAP
**Sample Date:** 9/22/20 13:05
**Customer ID:**
**Delivery Date:** 9/23/20 09:36

**Description**: Gorgas Ash Pond - MW-9V

**Laboratory ID Number:** BA17798

| Sample | Analysis | Units | MB | MB Limit | Spike | MS | MSD | Standard | Standard Limit | Rec | Rec Limit | Prec | Prec Limit |
|---|---|---|---|---|---|---|---|---|---|---|---|---|---|
| BA17902 | Potassium, Total | mg/L | 0.000035 | 0.3674 | 10.0 | 10.6 | 10.9 | 10.2 | 8.5 to 11.5 | 92.5 | 70 to 130 | 2.79 | 20 |
| BA17902 | Beryllium, Total | mg/L | 0.000003 | 0.00088 | 0.100 | 0.0997 | 0.101 | 0.0992 | 0.085 to 0.115 | 99.7 | 70 to 130 | 1.30 | 20 |
| BA17902 | Lead, Total | mg/L | 0.0000065 | 0.0001474 | 0.100 | 0.103 | 0.105 | 0.109 | 0.085 to 0.115 | 103 | 70 to 130 | 1.92 | 20 |
| BA17906 | Lithium, Total | mg/L | 0.0000227 | 0.0154 | 0.20 | 0.285 | 0.284 | 0.184 | 0.17 to 0.23 | 97.8 | 70 to 130 | 0.351 | 20 |
| BA17902 | Cadmium, Total | mg/L | 0.00000 | 0.0001474 | 0.100 | 0.0963 | 0.102 | 0.104 | 0.085 to 0.115 | 96.3 | 70 to 130 | 5.75 | 20 |
| BA17902 | Manganese, Total | mg/L | 0.0000162 | 0.0001474 | 0.100 | 0.140 | 0.137 | 0.101 | 0.085 to 0.115 | 94.4 | 70 to 130 | 2.17 | 20 |
| BA17902 | Selenium, Total | mg/L | 0.0000583 | 0.001 | 0.100 | 0.100 | 0.102 | 0.105 | 0.085 to 0.115 | 100 | 70 to 130 | 1.98 | 20 |
| BA17902 | Cobalt, Total | mg/L | -0.0000107 | 0.0001474 | 0.100 | 0.102 | 0.104 | 0.109 | 0.085 to 0.115 | 102 | 70 to 130 | 1.94 | 20 |
| BA17902 | Molybdenum, Total | mg/L | 0.0000171 | 0.0001474 | 0.100 | 0.109 | 0.114 | 0.107 | 0.085 to 0.115 | 103 | 70 to 130 | 4.48 | 20 |
| BA17906 | Iron, Total | mg/L | 0.000757 | 0.0176 | 0.2 | 0.660 | 0.653 | 0.193 | 0.17 to 0.23 | 96.0 | 70 to 130 | 1.07 | 20 |
| BA17908 | Iron, Dissolved | mg/L | 0.000412 | 0.0176 | 0.2 | 1.48 | 1.47 | 0.190 | 0.17 to 0.23 | 90.0 | 70 to 130 | 0.678 | 20 |
| BA17902 | Chromium, Total | mg/L | 0.0000326 | 0.00044 | 0.100 | 0.101 | 0.104 | 0.106 | 0.085 to 0.115 | 101 | 70 to 130 | 2.93 | 20 |
| BA17902 | Thallium, Total | mg/L | 0.0000087 | 0.0001474 | 0.100 | 0.0990 | 0.102 | 0.105 | 0.085 to 0.115 | 99.0 | 70 to 130 | 2.99 | 20 |
| BA17906 | Boron, Total | mg/L | 0.000485 | 0.0650254 | 1.00 | 1.45 | 1.45 | 0.973 | 0.85 to 1.15 | 95.9 | 70 to 130 | 0.00 | 20 |
| BA17906 | Magnesium, Total | mg/L | -0.00184 | 0.0462 | 5.00 | 15.1 | 14.9 | 4.88 | 4.25 to 5.75 | 98.0 | 70 to 130 | 1.33 | 20 |
| BA17902 | Arsenic, Total | mg/L | 0.0000107 | 0.0001474 | 0.10 | 0.110 | 0.109 | 0.109 | 0.085 to 0.115 | 104 | 70 to 130 | 0.913 | 20 |
| BA17902 | Antimony, Total | mg/L | 0.000272 | 0.001 | 0.100 | 0.102 | 0.102 | 0.101 | 0.085 to 0.115 | 100 | 70 to 130 | 0.00 | 20 |
| BA17906 | Calcium, Total | mg/L | 0.000921 | 0.1518 | 5.00 | 49.2 | 49.6 | 4.86 | 4.25 to 5.75 | 208 | 70 to 130 | 0.810 | 20 |
| BA17906 | Mercury, Total by CVAA | mg/L | 0.0000622 | 0.0005 | 0.004 | 0.00384 | 0.00386 | 0.00386 | 0.0034 to 0.0046 | 96.0 | 70 to 130 | 0.519 | 20 |
| BA17907 | Manganese, Dissolved | mg/L | -0.0000068 | 0.0001474 | 0.10 | 0.110 | 0.107 | 0.103 | 0.085 to 0.115 | 110 | 70 to 130 | 2.76 | 20 |
| BA17902 | Barium, Total | mg/L | -0.0000107 | 0.0002 | 0.10 | 0.289 | 0.299 | 0.105 | 0.085 to 0.115 | 96.0 | 70 to 130 | 3.40 | 20 |
| BA17906 | Sodium, Total | mg/L | 0.00118 | 0.044 | 5.00 | 99.2 | 99.7 | 4.80 | 4.25 to 5.75 | 116 | 70 to 130 | 0.503 | 20 |

**Comments:** The client submitted filtered samples for dissolved analysis, but no MB or LCS were submitted. Therefore, dissolved data is qualified.
LBM 10/16/20

Reported: 11/3/2020
Version: 3.1
COA_CCR

Alabama Power
General Test Laboratory
744 County Road 87, GSC #8
Calera, AL 35040

Alabama Power

# Batch QC Summary

**Customer Account:** WMWGORAP
**Sample Date:** 9/22/20 13:05
**Customer ID:**
**Delivery Date:** 9/23/20 09:36

**Description:** Gorgas Ash Pond - MW-9V

**Laboratory ID Number:** BA17798

| Sample | Analysis | Units | MB | MB Limit | Spike | MS | Sample Duplicate | Standard | Standard Limit | Rec | Rec Limit | Prec | Prec Limit |
|---|---|---|---|---|---|---|---|---|---|---|---|---|---|
| BA17899 | Fluoride | mg/L | 0.0211 | 0.05 | 2.50 | 2.87 | 0.20 | 2.62 | 2.25 to 2.75 | 107 | 80 to 120 | 1.01 | 20 |
| BA17798 | Sulfate | mg/L | -0.490 | 0.50 | 20.0 | 39.1 | 21.1 | 19.3 | 18 to 22 | 89.5 | 80 to 120 | 0.473 | 20 |
| BA17902 | Alkalinity, Total as CaCO3 | mg/L | | | | | 200 | 51.0 | 45.0 to 55.0 | | | 0.501 | 10 |
| BA17899 | Chloride | mg/L | -0.0208 | 0.50 | 10.0 | 22.5 | 13.3 | 10.7 | 9 to 11 | 93.0 | 80 to 120 | 0.755 | 20 |
| BA17899 | Solids, Dissolved | mg/L | -1.00 | 25 | | | 431 | 50.0 | 40 to 60 | | | 0.116 | 5 |

**Comments:** The client submitted filtered samples for dissolved analysis, but no MB or LCS were submitted. Therefore, dissolved data is qualified.
LBM 10/16/20

Reported: 11/3/2020
Version: 3.1
COA_CCR

Alabama Power
General Test Laboratory
744 County Road 87, GSC #8
Calera, AL 35040

# Certificate Of Analysis

Alabama Power

**Description:** Gorgas Ash Pond - MW-38H

**Location Code:** WMWGORAP
**Collected:** 9/22/20 15:10
**Customer ID:**
**Submittal Date:** 9/24/20 09:05

**Laboratory ID Number:** BA17898

| Name | Prepared | Analyzed | Vio Spec | DF | Results | Units | MDL | RL | Q |
|---|---|---|---|---|---|---|---|---|---|
| ***Analytical Method: EPA 200.7*** | ***Analyst: RDA*** | | | | ***Preparation Method: EPA 1638*** | | | | |
| * Boron, Total | 10/5/20 10:25 | 10/7/20 13:20 | | 1.015 | 0.0461 | mg/L | 0.03 | 0.1 | J |
| * Calcium, Total | 10/5/20 10:25 | 10/7/20 13:20 | | 1.015 | 9.56 | mg/L | 0.1 | 0.5 | |
| * Iron, Total | 10/5/20 10:25 | 10/7/20 13:20 | | 1.015 | 0.175 | mg/L | 0.02 | 0.05 | |
| * Lithium, Total | 10/5/20 10:25 | 10/7/20 13:20 | | 1.015 | 0.0591 | mg/L | 0.01 | 0.02 | |
| * Magnesium, Total | 10/5/20 10:25 | 10/7/20 13:20 | | 1.015 | 2.93 | mg/L | 0.1 | 0.5 | |
| * Sodium, Total | 10/5/20 10:25 | 10/7/20 13:50 | | 10.15 | 131 | mg/L | 1.015 | 5.075 | |
| ***Analytical Method: EPA 200.7*** | ***Analyst: RDA*** | | | | | | | | |
| * Iron, Dissolved | 10/5/20 11:33 | 10/6/20 11:36 | | 1.015 | 0.0768 | mg/L | 0.02 | 0.05 | |
| ***Analytical Method: EPA 200.8*** | ***Analyst: DLJ*** | | | | ***Preparation Method: EPA 1638*** | | | | |
| * Antimony, Total | 9/28/20 11:12 | 9/29/20 20:07 | | 1.015 | Not Detected | mg/L | 0.0008 | 0.003 | U |
| * Arsenic, Total | 9/28/20 11:12 | 9/29/20 20:07 | | 1.015 | 0.00304 | mg/L | 0.001 | 0.005 | J |
| * Barium, Total | 9/28/20 11:12 | 10/1/20 14:51 | | 1.015 | 0.319 | mg/L | 0.002 | 0.01 | |
| * Beryllium, Total | 9/28/20 11:12 | 9/29/20 20:07 | | 1.015 | Not Detected | mg/L | 0.0006 | 0.003 | U |
| * Cadmium, Total | 9/28/20 11:12 | 9/29/20 20:07 | | 1.015 | Not Detected | mg/L | 0.0003 | 0.001 | U |
| * Chromium, Total | 9/28/20 11:12 | 9/29/20 20:07 | | 1.015 | Not Detected | mg/L | 0.002 | 0.01 | U |
| * Cobalt, Total | 9/28/20 11:12 | 9/29/20 20:07 | | 1.015 | Not Detected | mg/L | 0.002 | 0.005 | U |
| * Lead, Total | 9/28/20 11:12 | 9/29/20 20:07 | | 1.015 | Not Detected | mg/L | 0.001 | 0.005 | U |
| * Molybdenum, Total | 9/28/20 11:12 | 9/29/20 20:07 | | 1.015 | 0.00423 | mg/L | 0.002 | 0.01 | J |
| * Potassium, Total | 9/28/20 11:12 | 9/29/20 20:07 | | 1.015 | 4.45 | mg/L | 0.3 | 2.5 | |
| * Manganese, Total | 9/28/20 11:12 | 9/29/20 20:07 | | 1.015 | 0.0537 | mg/L | 0.001 | 0.005 | |
| * Selenium, Total | 9/28/20 11:12 | 9/29/20 20:07 | | 1.015 | Not Detected | mg/L | 0.002 | 0.01 | U |
| * Thallium, Total | 9/28/20 11:12 | 9/29/20 20:07 | | 1.015 | Not Detected | mg/L | 0.0002 | 0.001 | U |
| ***Analytical Method: EPA 200.8*** | ***Analyst: DLJ*** | | | | | | | | |
| * Manganese, Dissolved | 9/28/20 09:17 | 9/29/20 15:17 | | 1.015 | 0.0556 | mg/L | 0.001 | 0.005 | |
| ***Analytical Method: EPA 245.1*** | ***Analyst: GAS*** | | | | | | | | |
| * Mercury, Total by CVAA | 9/30/20 12:24 | 10/2/20 11:18 | | 1 | Not Detected | mg/L | 0.0003 | 0.0005 | U |
| ***Analytical Method: SM 2320 B*** | ***Analyst: JAG*** | | | | | | | | |
| Alkalinity, Total as CaCO3 | 10/1/20 13:25 | 10/1/20 14:30 | | 1 | 270 | mg/L | | 0.1 | |
| ***Analytical Method: SM 2540C*** | ***Analyst: TJW*** | | | | | | | | |
| * Solids, Dissolved | 9/25/20 13:30 | 9/29/20 08:00 | | 1 | 339 | mg/L | | 25 | |

MDL's and RL's are adjusted for sample dilution, as applicable

**Comments:** The client submitted filtered samples for dissolved analysis, but no MB or LCS were submitted. Therefore, dissolved data is qualified.
LBM 10/16/20

Reported: 11/3/2020
Version: 3.1
COA_CCR

Alabama Power
General Test Laboratory
744 County Road 87, GSC #8
Calera, AL 35040

# *Certificate Of Analysis*

Alabama Power

**Description:** Gorgas Ash Pond - MW-38H

**Location Code:** WMWGORAP
**Collected:** 9/22/20 15:10
**Customer ID:**
**Submittal Date:** 9/24/20 09:05

**Laboratory ID Number:** BA17898

| Name | Prepared | Analyzed | Vio Spec | DF | Results | Units | MDL | RL | Q |
|---|---|---|---|---|---|---|---|---|---|
| ***Analytical Method: SM 4500CO2 D*** | ***Analyst: JAG*** | | | | | | | | |
| Bicarbonate Alkalinity, (calc.) | 10/1/20 13:25 | 10/1/20 14:30 | | 1 | 267 | mg/L | | | |
| Carbonate Alkalinity, (calc.) | 10/1/20 13:25 | 10/1/20 14:30 | | 1 | 2.75 | mg/L | | | |
| ***Analytical Method: SM4500Cl E*** | ***Analyst: JCC*** | | | | | | | | |
| * Chloride | 9/25/20 14:20 | 9/25/20 14:20 | | 2 | 24.8 | mg/L | 1.00 | 2 | |
| ***Analytical Method: SM4500F G 2017*** | ***Analyst: JCC*** | | | | | | | | |
| * Fluoride | 9/28/20 12:55 | 9/28/20 12:55 | | 1 | 0.280 | mg/L | 0.06 | 0.1 | |
| ***Analytical Method: SM4500SO4 E 2011*** | ***Analyst: JCC*** | | | | | | | | |
| * Sulfate | 9/24/20 14:36 | 9/24/20 14:36 | | 1 | 27.0 | mg/L | 0.50 | 1 | |
| ***Analytical Method: Field Measurements*** | ***Analyst: TJD*** | | | | | | | | |
| Conductivity | 9/22/20 15:05 | 9/22/20 15:05 | | | 606.59 | uS/cm | | | FA |
| pH | 9/22/20 15:05 | 9/22/20 15:05 | | | 7.96 | SU | | | FA |
| Temperature | 9/22/20 15:05 | 9/22/20 15:05 | | | 18.91 | C | | | FA |
| Turbidity | 9/22/20 15:05 | 9/22/20 15:05 | | | 3.9 | NTU | | | FA |

MDL's and RL's are adjusted for sample dilution, as applicable

**Comments:** The client submitted filtered samples for dissolved analysis, but no MB or LCS were submitted. Therefore, dissolved data is qualified.
LBM 10/16/20

Reported: 11/3/2020
Version: 3.1
COA_CCR

Alabama Power
General Test Laboratory
744 County Road 87, GSC #8
Calera, AL 35040

# Batch QC Summary

Alabama Power

**Customer Account:** WMWGORAP
**Sample Date:** 9/22/20 15:10
**Customer ID:**
**Delivery Date:** 9/24/20 09:05

**Description**: Gorgas Ash Pond - MW-38H

**Laboratory ID Number:** BA17898

| Sample | Analysis | Units | MB | MB Limit | Spike | MS | MSD | Standard | Standard Limit | Rec | Rec Limit | Prec | Prec Limit |
|---|---|---|---|---|---|---|---|---|---|---|---|---|---|
| BA17902 | Potassium, Total | mg/L | 0.000035 | 0.3674 | 10.0 | 10.6 | 10.9 | 10.2 | 8.5 to 11.5 | 92.5 | 70 to 130 | 2.79 | 20 |
| BA17902 | Beryllium, Total | mg/L | 0.000003 | 0.00088 | 0.100 | 0.0997 | 0.101 | 0.0992 | 0.085 to 0.115 | 99.7 | 70 to 130 | 1.30 | 20 |
| BA17902 | Cadmium, Total | mg/L | 0.00000 | 0.0001474 | 0.100 | 0.0963 | 0.102 | 0.104 | 0.085 to 0.115 | 96.3 | 70 to 130 | 5.75 | 20 |
| BA17902 | Manganese, Total | mg/L | 0.0000162 | 0.0001474 | 0.100 | 0.140 | 0.137 | 0.101 | 0.085 to 0.115 | 94.4 | 70 to 130 | 2.17 | 20 |
| BA17902 | Selenium, Total | mg/L | 0.0000583 | 0.001 | 0.100 | 0.100 | 0.102 | 0.105 | 0.085 to 0.115 | 100 | 70 to 130 | 1.98 | 20 |
| BA17902 | Cobalt, Total | mg/L | -0.0000107 | 0.0001474 | 0.100 | 0.102 | 0.104 | 0.109 | 0.085 to 0.115 | 102 | 70 to 130 | 1.94 | 20 |
| BA17902 | Molybdenum, Total | mg/L | 0.0000171 | 0.0001474 | 0.100 | 0.109 | 0.114 | 0.107 | 0.085 to 0.115 | 103 | 70 to 130 | 4.48 | 20 |
| BA17906 | Iron, Total | mg/L | 0.000757 | 0.0176 | 0.2 | 0.660 | 0.653 | 0.193 | 0.17 to 0.23 | 96.0 | 70 to 130 | 1.07 | 20 |
| BA17908 | Iron, Dissolved | mg/L | 0.000412 | 0.0176 | 0.2 | 1.48 | 1.47 | 0.190 | 0.17 to 0.23 | 90.0 | 70 to 130 | 0.678 | 20 |
| BA17902 | Lead, Total | mg/L | 0.0000065 | 0.0001474 | 0.100 | 0.103 | 0.105 | 0.109 | 0.085 to 0.115 | 103 | 70 to 130 | 1.92 | 20 |
| BA17906 | Lithium, Total | mg/L | 0.0000227 | 0.0154 | 0.20 | 0.285 | 0.284 | 0.184 | 0.17 to 0.23 | 97.8 | 70 to 130 | 0.351 | 20 |
| BA17902 | Barium, Total | mg/L | -0.0000107 | 0.0002 | 0.10 | 0.289 | 0.299 | 0.105 | 0.085 to 0.115 | 96.0 | 70 to 130 | 3.40 | 20 |
| BA17906 | Sodium, Total | mg/L | 0.00118 | 0.044 | 5.00 | 99.2 | 99.7 | 4.80 | 4.25 to 5.75 | 116 | 70 to 130 | 0.503 | 20 |
| BA17902 | Chromium, Total | mg/L | 0.0000326 | 0.00044 | 0.100 | 0.101 | 0.104 | 0.106 | 0.085 to 0.115 | 101 | 70 to 130 | 2.93 | 20 |
| BA17902 | Thallium, Total | mg/L | 0.0000087 | 0.0001474 | 0.100 | 0.0990 | 0.102 | 0.105 | 0.085 to 0.115 | 99.0 | 70 to 130 | 2.99 | 20 |
| BA17906 | Boron, Total | mg/L | 0.000485 | 0.0650254 | 1.00 | 1.45 | 1.45 | 0.973 | 0.85 to 1.15 | 95.9 | 70 to 130 | 0.00 | 20 |
| BA17906 | Magnesium, Total | mg/L | -0.00184 | 0.0462 | 5.00 | 15.1 | 14.9 | 4.88 | 4.25 to 5.75 | 98.0 | 70 to 130 | 1.33 | 20 |
| BA17902 | Arsenic, Total | mg/L | 0.0000107 | 0.0001474 | 0.10 | 0.110 | 0.109 | 0.109 | 0.085 to 0.115 | 104 | 70 to 130 | 0.913 | 20 |
| BA17902 | Antimony, Total | mg/L | 0.000272 | 0.001 | 0.100 | 0.102 | 0.102 | 0.101 | 0.085 to 0.115 | 100 | 70 to 130 | 0.00 | 20 |
| BA17906 | Calcium, Total | mg/L | 0.000921 | 0.1518 | 5.00 | 49.2 | 49.6 | 4.86 | 4.25 to 5.75 | 208 | 70 to 130 | 0.810 | 20 |
| BA17906 | Mercury, Total by CVAA | mg/L | 0.0000622 | 0.0005 | 0.004 | 0.00384 | 0.00386 | 0.00386 | 0.0034 to 0.0046 | 96.0 | 70 to 130 | 0.519 | 20 |
| BA17907 | Manganese, Dissolved | mg/L | -0.0000068 | 0.0001474 | 0.10 | 0.110 | 0.107 | 0.103 | 0.085 to 0.115 | 110 | 70 to 130 | 2.76 | 20 |

**Comments:** The client submitted filtered samples for dissolved analysis, but no MB or LCS were submitted. Therefore, dissolved data is qualified.
LBM 10/16/20

Reported: 11/3/2020
Version: 3.1
COA_CCR

Alabama Power
General Test Laboratory
744 County Road 87, GSC #8
Calera, AL 35040

Alabama Power

# Batch QC Summary

**Customer Account:** WMWGORAP
**Sample Date:** 9/22/20 15:10
**Customer ID:**
**Delivery Date:** 9/24/20 09:05

**Description:** Gorgas Ash Pond - MW-38H

**Laboratory ID Number:** BA17898

| Sample | Analysis | Units | MB | MB Limit | Spike | MS | Sample Duplicate | Standard | Standard Limit | Rec | Rec Limit | Prec | Prec Limit |
|---|---|---|---|---|---|---|---|---|---|---|---|---|---|
| BA17907 | Sulfate | mg/L | -0.621 | 0.50 | 20.0 | 30.5 | 12.7 | 20.3 | 18 to 22 | 86.5 | 80 to 120 | 3.86 | 20 |
| BA17899 | Fluoride | mg/L | 0.0211 | 0.05 | 2.50 | 2.87 | 0.20 | 2.62 | 2.25 to 2.75 | 107 | 80 to 120 | 1.01 | 20 |
| BA17902 | Alkalinity, Total as CaCO3 | mg/L | | | | | 200 | 51.0 | 45.0 to 55.0 | | | 0.501 | 10 |
| BA17899 | Chloride | mg/L | -0.0208 | 0.50 | 10.0 | 22.5 | 13.3 | 10.7 | 9 to 11 | 93.0 | 80 to 120 | 0.755 | 20 |
| BA17899 | Solids, Dissolved | mg/L | -1.00 | 25 | | | 431 | 50.0 | 40 to 60 | | | 0.116 | 5 |

**Comments:** The client submitted filtered samples for dissolved analysis, but no MB or LCS were submitted. Therefore, dissolved data is qualified.
LBM 10/16/20

Reported: 11/3/2020
Version: 3.1
COA_CCR

Alabama Power
General Test Laboratory
744 County Road 87, GSC #8
Calera, AL 35040

# Certificate Of Analysis

Alabama Power

**Description:** Gorgas Ash Pond - MW-29H

**Location Code:** WMWGORAP
**Collected:** 9/22/20 16:45
**Customer ID:**
**Submittal Date:** 9/24/20 09:05

**Laboratory ID Number:** BA17899

| Name | Prepared | Analyzed | Vio Spec | DF | Results | Units | MDL | RL | Q |
|---|---|---|---|---|---|---|---|---|---|
| ***Analytical Method: EPA 200.7*** | ***Analyst: RDA*** | | | | ***Preparation Method: EPA 1638*** | | | | |
| * Boron, Total | 10/5/20 10:25 | 10/7/20 13:24 | | 1.015 | 0.175 | mg/L | 0.03 | 0.1 | |
| * Calcium, Total | 10/5/20 10:25 | 10/7/20 13:24 | | 1.015 | 28.1 | mg/L | 0.1 | 0.5 | |
| * Iron, Total | 10/5/20 10:25 | 10/7/20 13:24 | | 1.015 | 0.362 | mg/L | 0.02 | 0.05 | |
| * Lithium, Total | 10/5/20 10:25 | 10/7/20 13:24 | | 1.015 | 0.0586 | mg/L | 0.01 | 0.02 | |
| * Magnesium, Total | 10/5/20 10:25 | 10/7/20 13:24 | | 1.015 | 9.72 | mg/L | 0.1 | 0.5 | |
| * Sodium, Total | 10/5/20 10:25 | 10/7/20 14:14 | | 10.15 | 133 | mg/L | 1.015 | 5.075 | |
| ***Analytical Method: EPA 200.7*** | ***Analyst: RDA*** | | | | | | | | |
| * Iron, Dissolved | 10/5/20 11:33 | 10/6/20 11:39 | | 1.015 | 0.358 | mg/L | 0.02 | 0.05 | |
| ***Analytical Method: EPA 200.8*** | ***Analyst: DLJ*** | | | | ***Preparation Method: EPA 1638*** | | | | |
| * Antimony, Total | 9/28/20 11:12 | 9/29/20 20:10 | | 1.015 | Not Detected | mg/L | 0.0008 | 0.003 | U |
| * Arsenic, Total | 9/28/20 11:12 | 9/29/20 20:10 | | 1.015 | 0.00109 | mg/L | 0.001 | 0.005 | J |
| * Barium, Total | 9/28/20 11:12 | 10/1/20 14:54 | | 1.015 | 0.499 | mg/L | 0.002 | 0.01 | |
| * Beryllium, Total | 9/28/20 11:12 | 9/29/20 20:10 | | 1.015 | Not Detected | mg/L | 0.0006 | 0.003 | U |
| * Cadmium, Total | 9/28/20 11:12 | 9/29/20 20:10 | | 1.015 | Not Detected | mg/L | 0.0003 | 0.001 | U |
| * Chromium, Total | 9/28/20 11:12 | 9/29/20 20:10 | | 1.015 | Not Detected | mg/L | 0.002 | 0.01 | U |
| * Cobalt, Total | 9/28/20 11:12 | 9/29/20 20:10 | | 1.015 | Not Detected | mg/L | 0.002 | 0.005 | U |
| * Lead, Total | 9/28/20 11:12 | 9/29/20 20:10 | | 1.015 | Not Detected | mg/L | 0.001 | 0.005 | U |
| * Molybdenum, Total | 9/28/20 11:12 | 9/29/20 20:10 | | 1.015 | 0.0281 | mg/L | 0.002 | 0.01 | |
| * Potassium, Total | 9/28/20 11:12 | 9/29/20 20:10 | | 1.015 | 1.81 | mg/L | 0.3 | 2.5 | J |
| * Manganese, Total | 9/28/20 11:12 | 9/29/20 20:10 | | 1.015 | 0.0288 | mg/L | 0.001 | 0.005 | |
| * Selenium, Total | 9/28/20 11:12 | 9/29/20 20:10 | | 1.015 | Not Detected | mg/L | 0.002 | 0.01 | U |
| * Thallium, Total | 9/28/20 11:12 | 9/29/20 20:10 | | 1.015 | Not Detected | mg/L | 0.0002 | 0.001 | U |
| ***Analytical Method: EPA 200.8*** | ***Analyst: DLJ*** | | | | | | | | |
| * Manganese, Dissolved | 9/28/20 09:17 | 9/29/20 15:19 | | 1.015 | 0.0314 | mg/L | 0.001 | 0.005 | |
| ***Analytical Method: EPA 245.1*** | ***Analyst: GAS*** | | | | | | | | |
| * Mercury, Total by CVAA | 9/30/20 12:24 | 10/2/20 11:20 | | 1 | Not Detected | mg/L | 0.0003 | 0.0005 | U |
| ***Analytical Method: SM 2320 B*** | ***Analyst: JAG*** | | | | | | | | |
| Alkalinity, Total as CaCO3 | 10/1/20 13:25 | 10/1/20 14:30 | | 1 | 270 | mg/L | | 0.1 | |
| ***Analytical Method: SM 2540C*** | ***Analyst: TJW*** | | | | | | | | |
| * Solids, Dissolved | 9/25/20 13:30 | 9/29/20 08:00 | | 1 | 430 | mg/L | | 25 | |

MDL's and RL's are adjusted for sample dilution, as applicable

**Comments:** The client submitted filtered samples for dissolved analysis, but no MB or LCS were submitted. Therefore, dissolved data is qualified.
LBM 10/16/20

Reported: 11/3/2020
Version: 3.1
COA_CCR

Alabama Power
General Test Laboratory
744 County Road 87, GSC #8
Calera, AL 35040

# *Certificate Of Analysis*

Alabama Power

**Description:** Gorgas Ash Pond - MW-29H

**Location Code:** WMWGORAP
**Collected:** 9/22/20 16:45
**Customer ID:**
**Submittal Date:** 9/24/20 09:05

**Laboratory ID Number:** BA17899

| Name | Prepared | Analyzed | Vio Spec | DF | Results | Units | MDL | RL | Q |
|---|---|---|---|---|---|---|---|---|---|
| ***Analytical Method: SM 4500CO2 D*** | ***Analyst: JAG*** | | | | | | | | |
| Bicarbonate Alkalinity, (calc.) | 10/1/20 13:25 | 10/1/20 14:30 | | 1 | 269 | mg/L | | | |
| Carbonate Alkalinity, (calc.) | 10/1/20 13:25 | 10/1/20 14:30 | | 1 | 1.30 | mg/L | | | |
| ***Analytical Method: SM4500Cl E*** | ***Analyst: JCC*** | | | | | | | | |
| * Chloride | 9/25/20 14:15 | 9/25/20 14:15 | | 1 | 13.2 | mg/L | 0.50 | 1 | |
| ***Analytical Method: SM4500F G 2017*** | ***Analyst: JCC*** | | | | | | | | |
| * Fluoride | 9/28/20 12:56 | 9/28/20 12:56 | | 1 | 0.198 | mg/L | 0.06 | 0.1 | |
| ***Analytical Method: SM4500SO4 E 2011*** | ***Analyst: JCC*** | | | | | | | | |
| * Sulfate | 9/24/20 14:50 | 9/24/20 14:50 | | 4 | 81.6 | mg/L | 2.00 | 4 | |
| ***Analytical Method: Field Measurements*** | ***Analyst: TJD*** | | | | | | | | |
| Conductivity | 9/22/20 16:42 | 9/22/20 16:42 | | | 616.77 | uS/cm | | | FA |
| pH | 9/22/20 16:42 | 9/22/20 16:42 | | | 7.42 | SU | | | FA |
| Temperature | 9/22/20 16:42 | 9/22/20 16:42 | | | 18.23 | C | | | FA |
| Turbidity | 9/22/20 16:42 | 9/22/20 16:42 | | | 2.86 | NTU | | | FA |

MDL's and RL's are adjusted for sample dilution, as applicable

**Comments:** The client submitted filtered samples for dissolved analysis, but no MB or LCS were submitted. Therefore, dissolved data is qualified.
LBM 10/16/20

Reported: 11/3/2020
Version: 3.1
COA_CCR

Alabama Power
General Test Laboratory
744 County Road 87, GSC #8
Calera, AL 35040

# Batch QC Summary

Alabama Power

**Customer Account:** WMWGORAP
**Sample Date:** 9/22/20 16:45
**Customer ID:**
**Delivery Date:** 9/24/20 09:05

**Description**: Gorgas Ash Pond - MW-29H

**Laboratory ID Number:** BA17899

| Sample | Analysis | Units | MB | MB Limit | Spike | MS | MSD | Standard | Standard Limit | Rec | Rec Limit | Prec | Prec Limit |
|---|---|---|---|---|---|---|---|---|---|---|---|---|---|
| BA17902 | Potassium, Total | mg/L | 0.000035 | 0.3674 | 10.0 | 10.6 | 10.9 | 10.2 | 8.5 to 11.5 | 92.5 | 70 to 130 | 2.79 | 20 |
| BA17902 | Beryllium, Total | mg/L | 0.000003 | 0.00088 | 0.100 | 0.0997 | 0.101 | 0.0992 | 0.085 to 0.115 | 99.7 | 70 to 130 | 1.30 | 20 |
| BA17902 | Lead, Total | mg/L | 0.0000065 | 0.0001474 | 0.100 | 0.103 | 0.105 | 0.109 | 0.085 to 0.115 | 103 | 70 to 130 | 1.92 | 20 |
| BA17906 | Lithium, Total | mg/L | 0.0000227 | 0.0154 | 0.20 | 0.285 | 0.284 | 0.184 | 0.17 to 0.23 | 97.8 | 70 to 130 | 0.351 | 20 |
| BA17902 | Cobalt, Total | mg/L | -0.0000107 | 0.0001474 | 0.100 | 0.102 | 0.104 | 0.109 | 0.085 to 0.115 | 102 | 70 to 130 | 1.94 | 20 |
| BA17902 | Molybdenum, Total | mg/L | 0.0000171 | 0.0001474 | 0.100 | 0.109 | 0.114 | 0.107 | 0.085 to 0.115 | 103 | 70 to 130 | 4.48 | 20 |
| BA17906 | Iron, Total | mg/L | 0.000757 | 0.0176 | 0.2 | 0.660 | 0.653 | 0.193 | 0.17 to 0.23 | 96.0 | 70 to 130 | 1.07 | 20 |
| BA17908 | Iron, Dissolved | mg/L | 0.000412 | 0.0176 | 0.2 | 1.48 | 1.47 | 0.190 | 0.17 to 0.23 | 90.0 | 70 to 130 | 0.678 | 20 |
| BA17902 | Barium, Total | mg/L | -0.0000107 | 0.0002 | 0.10 | 0.289 | 0.299 | 0.105 | 0.085 to 0.115 | 96.0 | 70 to 130 | 3.40 | 20 |
| BA17906 | Sodium, Total | mg/L | 0.00118 | 0.044 | 5.00 | 99.2 | 99.7 | 4.80 | 4.25 to 5.75 | 116 | 70 to 130 | 0.503 | 20 |
| BA17902 | Chromium, Total | mg/L | 0.0000326 | 0.00044 | 0.100 | 0.101 | 0.104 | 0.106 | 0.085 to 0.115 | 101 | 70 to 130 | 2.93 | 20 |
| BA17902 | Thallium, Total | mg/L | 0.0000087 | 0.0001474 | 0.100 | 0.0990 | 0.102 | 0.105 | 0.085 to 0.115 | 99.0 | 70 to 130 | 2.99 | 20 |
| BA17906 | Boron, Total | mg/L | 0.000485 | 0.0650254 | 1.00 | 1.45 | 1.45 | 0.973 | 0.85 to 1.15 | 95.9 | 70 to 130 | 0.00 | 20 |
| BA17906 | Magnesium, Total | mg/L | -0.00184 | 0.0462 | 5.00 | 15.1 | 14.9 | 4.88 | 4.25 to 5.75 | 98.0 | 70 to 130 | 1.33 | 20 |
| BA17902 | Arsenic, Total | mg/L | 0.0000107 | 0.0001474 | 0.10 | 0.110 | 0.109 | 0.109 | 0.085 to 0.115 | 104 | 70 to 130 | 0.913 | 20 |
| BA17902 | Antimony, Total | mg/L | 0.000272 | 0.001 | 0.100 | 0.102 | 0.102 | 0.101 | 0.085 to 0.115 | 100 | 70 to 130 | 0.00 | 20 |
| BA17906 | Calcium, Total | mg/L | 0.000921 | 0.1518 | 5.00 | 49.2 | 49.6 | 4.86 | 4.25 to 5.75 | 208 | 70 to 130 | 0.810 | 20 |
| BA17906 | Mercury, Total by CVAA | mg/L | 0.0000622 | 0.0005 | 0.004 | 0.00384 | 0.00386 | 0.00386 | 0.0034 to 0.0046 | 96.0 | 70 to 130 | 0.519 | 20 |
| BA17907 | Manganese, Dissolved | mg/L | -0.0000068 | 0.0001474 | 0.10 | 0.110 | 0.107 | 0.103 | 0.085 to 0.115 | 110 | 70 to 130 | 2.76 | 20 |
| BA17902 | Cadmium, Total | mg/L | 0.00000 | 0.0001474 | 0.100 | 0.0963 | 0.102 | 0.104 | 0.085 to 0.115 | 96.3 | 70 to 130 | 5.75 | 20 |
| BA17902 | Manganese, Total | mg/L | 0.0000162 | 0.0001474 | 0.100 | 0.140 | 0.137 | 0.101 | 0.085 to 0.115 | 94.4 | 70 to 130 | 2.17 | 20 |
| BA17902 | Selenium, Total | mg/L | 0.0000583 | 0.001 | 0.100 | 0.100 | 0.102 | 0.105 | 0.085 to 0.115 | 100 | 70 to 130 | 1.98 | 20 |

**Comments:** The client submitted filtered samples for dissolved analysis, but no MB or LCS were submitted. Therefore, dissolved data is qualified.
LBM 10/16/20

Reported: 11/3/2020
Version: 3.1
COA_CCR

Alabama Power
General Test Laboratory
744 County Road 87, GSC #8
Calera, AL 35040

Alabama Power

# Batch QC Summary

**Customer Account:** WMWGORAP
**Sample Date:** 9/22/20 16:45
**Customer ID:**
**Delivery Date:** 9/24/20 09:05

**Description:** Gorgas Ash Pond - MW-29H

**Laboratory ID Number:** BA17899

| Sample | Analysis | Units | MB | MB Limit | Spike | MS | Sample Duplicate | Standard | Standard Limit | Rec | Rec Limit | Prec | Prec Limit |
|---|---|---|---|---|---|---|---|---|---|---|---|---|---|
| BA17899 | Fluoride | mg/L | 0.0211 | 0.05 | 2.50 | 2.87 | 0.20 | 2.62 | 2.25 to 2.75 | 107 | 80 to 120 | 1.01 | 20 |
| BA17902 | Alkalinity, Total as CaCO3 | mg/L | | | | | 200 | 51.0 | 45.0 to 55.0 | | | 0.501 | 10 |
| BA17907 | Sulfate | mg/L | -0.621 | 0.50 | 20.0 | 30.5 | 12.7 | 20.3 | 18 to 22 | 86.5 | 80 to 120 | 3.86 | 20 |
| BA17899 | Chloride | mg/L | -0.0208 | 0.50 | 10.0 | 22.5 | 13.3 | 10.7 | 9 to 11 | 93.0 | 80 to 120 | 0.755 | 20 |
| BA17899 | Solids, Dissolved | mg/L | -1.00 | 25 | | | 431 | 50.0 | 40 to 60 | | | 0.116 | 5 |

**Comments:** The client submitted filtered samples for dissolved analysis, but no MB or LCS were submitted. Therefore, dissolved data is qualified.
LBM 10/16/20

Reported: 11/3/2020
Version: 3.1
COA_CCR

Alabama Power
General Test Laboratory
744 County Road 87, GSC #8
Calera, AL 35040

# Certificate Of Analysis

Alabama Power

**Description:** Gorgas Ash Pond - MW-12V

**Location Code:** WMWGORAP
**Collected:** 9/23/20 10:15
**Customer ID:**
**Submittal Date:** 9/24/20 09:05

**Laboratory ID Number:** BA17900

| Name | Prepared | Analyzed | Vio Spec | DF | Results | Units | MDL | RL | Q |
|---|---|---|---|---|---|---|---|---|---|
| ***Analytical Method: EPA 200.7*** | ***Analyst: RDA*** | | | | ***Preparation Method: EPA 1638*** | | | | |
| * Boron, Total | 10/5/20 10:25 | 10/7/20 13:27 | | 1.015 | 0.0322 | mg/L | 0.03 | 0.1 | J |
| * Calcium, Total | 10/5/20 10:25 | 10/7/20 14:17 | | 10.15 | 44.8 | mg/L | 1.015 | 5.075 | |
| * Iron, Total | 10/5/20 10:25 | 10/7/20 13:27 | | 1.015 | 3.62 | mg/L | 0.02 | 0.05 | |
| * Lithium, Total | 10/5/20 10:25 | 10/7/20 13:27 | | 1.015 | 0.0409 | mg/L | 0.01 | 0.02 | |
| * Magnesium, Total | 10/5/20 10:25 | 10/7/20 13:27 | | 1.015 | 9.90 | mg/L | 0.1 | 0.5 | |
| * Sodium, Total | 10/5/20 10:25 | 10/7/20 13:27 | | 1.015 | 18.2 | mg/L | 0.1 | 0.5 | |
| ***Analytical Method: EPA 200.7*** | ***Analyst: RDA*** | | | | | | | | |
| * Iron, Dissolved | 10/5/20 11:33 | 10/6/20 11:42 | | 1.015 | 0.298 | mg/L | 0.02 | 0.05 | |
| ***Analytical Method: EPA 200.8*** | ***Analyst: DLJ*** | | | | ***Preparation Method: EPA 1638*** | | | | |
| * Antimony, Total | 9/28/20 11:12 | 9/29/20 20:12 | | 1.015 | 0.00152 | mg/L | 0.0008 | 0.003 | J |
| * Arsenic, Total | 9/28/20 11:12 | 9/29/20 20:12 | | 1.015 | 0.00176 | mg/L | 0.001 | 0.005 | J |
| * Barium, Total | 9/28/20 11:12 | 10/6/20 10:45 | | 5.075 | 1.27 | mg/L | 0.01015 | 0.05075 | |
| * Beryllium, Total | 9/28/20 11:12 | 9/29/20 20:12 | | 1.015 | Not Detected | mg/L | 0.0006 | 0.003 | U |
| * Cadmium, Total | 9/28/20 11:12 | 9/29/20 20:12 | | 1.015 | Not Detected | mg/L | 0.0003 | 0.001 | U |
| * Chromium, Total | 9/28/20 11:12 | 9/29/20 20:12 | | 1.015 | 0.00362 | mg/L | 0.002 | 0.01 | J |
| * Cobalt, Total | 9/28/20 11:12 | 9/29/20 20:12 | | 1.015 | Not Detected | mg/L | 0.002 | 0.005 | U |
| * Lead, Total | 9/28/20 11:12 | 9/29/20 20:12 | | 1.015 | 0.00140 | mg/L | 0.001 | 0.005 | J |
| * Molybdenum, Total | 9/28/20 11:12 | 9/29/20 20:12 | | 1.015 | 0.00463 | mg/L | 0.002 | 0.01 | J |
| * Potassium, Total | 9/28/20 11:12 | 9/29/20 20:12 | | 1.015 | 5.24 | mg/L | 0.3 | 2.5 | |
| * Manganese, Total | 9/28/20 11:12 | 9/29/20 20:12 | | 1.015 | 0.0813 | mg/L | 0.001 | 0.005 | |
| * Selenium, Total | 9/28/20 11:12 | 9/29/20 20:12 | | 1.015 | Not Detected | mg/L | 0.002 | 0.01 | U |
| * Thallium, Total | 9/28/20 11:12 | 9/29/20 20:12 | | 1.015 | Not Detected | mg/L | 0.0002 | 0.001 | U |
| ***Analytical Method: EPA 200.8*** | ***Analyst: DLJ*** | | | | | | | | |
| * Manganese, Dissolved | 9/28/20 09:17 | 9/29/20 15:22 | | 1.015 | 0.0362 | mg/L | 0.001 | 0.005 | |
| ***Analytical Method: EPA 245.1*** | ***Analyst: GAS*** | | | | | | | | |
| * Mercury, Total by CVAA | 9/30/20 12:24 | 10/2/20 11:23 | | 1 | Not Detected | mg/L | 0.0003 | 0.0005 | U |
| ***Analytical Method: SM 2320 B*** | ***Analyst: JAG*** | | | | | | | | |
| Alkalinity, Total as CaCO3 | 10/1/20 13:25 | 10/1/20 14:30 | | 1 | 175 | mg/L | | 0.1 | |
| ***Analytical Method: SM 2540C*** | ***Analyst: TJW*** | | | | | | | | |
| * Solids, Dissolved | 9/25/20 13:30 | 9/29/20 08:00 | | 1 | 195 | mg/L | | 25 | |

MDL's and RL's are adjusted for sample dilution, as applicable

**Comments:** The client submitted filtered samples for dissolved analysis, but no MB or LCS were submitted. Therefore, dissolved data is qualified. Matrix interferences in the groundwater caused erratic and unreliable turbidity values and were recorded as >10 NTU as an estimation. A dissolved set was collected. LBM 11/03/2020

Reported: 11/3/2020
Version: 3.1
COA_CCR

Alabama Power
General Test Laboratory
744 County Road 87, GSC #8
Calera, AL 35040

# *Certificate Of Analysis*

Alabama Power

**Description:** Gorgas Ash Pond - MW-12V

**Location Code:** WMWGORAP
**Collected:** 9/23/20 10:15
**Customer ID:**
**Submittal Date:** 9/24/20 09:05

**Laboratory ID Number:** BA17900

| Name | Prepared | Analyzed | Vio Spec | DF | Results | Units | MDL | RL | Q |
|---|---|---|---|---|---|---|---|---|---|
| ***Analytical Method: SM 4500CO2 D*** | ***Analyst: JAG*** | | | | | | | | |
| Bicarbonate Alkalinity, (calc.) | 10/1/20 13:25 | 10/1/20 14:30 | | 1 | 173 | mg/L | | | |
| Carbonate Alkalinity, (calc.) | 10/1/20 13:25 | 10/1/20 14:30 | | 1 | 2.19 | mg/L | | | |
| ***Analytical Method: SM4500Cl E*** | ***Analyst: JCC*** | | | | | | | | |
| * Chloride | 9/25/20 14:29 | 9/25/20 14:29 | | 1 | 4.63 | mg/L | 0.50 | 1 | |
| ***Analytical Method: SM4500F G 2017*** | ***Analyst: JCC*** | | | | | | | | |
| * Fluoride | 9/28/20 13:07 | 9/28/20 13:07 | | 1 | 0.176 | mg/L | 0.06 | 0.1 | |
| ***Analytical Method: SM4500SO4 E 2011*** | ***Analyst: JCC*** | | | | | | | | |
| * Sulfate | 9/24/20 14:38 | 9/24/20 14:38 | | 1 | 6.56 | mg/L | 0.50 | 1 | |
| ***Analytical Method: Field Measurements*** | ***Analyst: TJD*** | | | | | | | | |
| Conductivity | 9/23/20 10:13 | 9/23/20 10:13 | | | 247.65 | uS/cm | | | FA |
| pH | 9/23/20 10:13 | 9/23/20 10:13 | | | 8.84 | SU | | | FA |
| Temperature | 9/23/20 10:13 | 9/23/20 10:13 | | | 19.02 | C | | | FA |
| Turbidity | 9/23/20 10:13 | 9/23/20 10:13 | | | >10 | NTU | | | FA |

MDL's and RL's are adjusted for sample dilution, as applicable

**Comments:** The client submitted filtered samples for dissolved analysis, but no MB or LCS were submitted. Therefore, dissolved data is qualified. Matrix interferences in the groundwater caused erratic and unreliable turbidity values and were recorded as >10 NTU as an estimation. A dissolved set was collected. LBM 11/03/2020

Reported: 11/3/2020
Version: 3.1
COA_CCR

Alabama Power
General Test Laboratory
744 County Road 87, GSC #8
Calera, AL 35040

# Batch QC Summary

Alabama Power

**Customer Account:** WMWGORAP
**Sample Date:** 9/23/20 10:15
**Customer ID:**
**Delivery Date:** 9/24/20 09:05

**Description**: Gorgas Ash Pond - MW-12V

**Laboratory ID Number:** BA17900

| Sample | Analysis | Units | MB | MB Limit | Spike | MS | MSD | Standard | Standard Limit | Rec | Rec Limit | Prec | Prec Limit |
|---|---|---|---|---|---|---|---|---|---|---|---|---|---|
| BA17902 | Potassium, Total | mg/L | 0.000035 | 0.3674 | 10.0 | 10.6 | 10.9 | 10.2 | 8.5 to 11.5 | 92.5 | 70 to 130 | 2.79 | 20 |
| BA17902 | Beryllium, Total | mg/L | 0.000003 | 0.00088 | 0.100 | 0.0997 | 0.101 | 0.0992 | 0.085 to 0.115 | 99.7 | 70 to 130 | 1.30 | 20 |
| BA17902 | Lead, Total | mg/L | 0.0000065 | 0.0001474 | 0.100 | 0.103 | 0.105 | 0.109 | 0.085 to 0.115 | 103 | 70 to 130 | 1.92 | 20 |
| BA17906 | Lithium, Total | mg/L | 0.0000227 | 0.0154 | 0.20 | 0.285 | 0.284 | 0.184 | 0.17 to 0.23 | 97.8 | 70 to 130 | 0.351 | 20 |
| BA17902 | Chromium, Total | mg/L | 0.0000326 | 0.00044 | 0.100 | 0.101 | 0.104 | 0.106 | 0.085 to 0.115 | 101 | 70 to 130 | 2.93 | 20 |
| BA17902 | Thallium, Total | mg/L | 0.0000087 | 0.0001474 | 0.100 | 0.0990 | 0.102 | 0.105 | 0.085 to 0.115 | 99.0 | 70 to 130 | 2.99 | 20 |
| BA17906 | Boron, Total | mg/L | 0.000485 | 0.0650254 | 1.00 | 1.45 | 1.45 | 0.973 | 0.85 to 1.15 | 95.9 | 70 to 130 | 0.00 | 20 |
| BA17906 | Magnesium, Total | mg/L | -0.00184 | 0.0462 | 5.00 | 15.1 | 14.9 | 4.88 | 4.25 to 5.75 | 98.0 | 70 to 130 | 1.33 | 20 |
| BA17902 | Cadmium, Total | mg/L | 0.00000 | 0.0001474 | 0.100 | 0.0963 | 0.102 | 0.104 | 0.085 to 0.115 | 96.3 | 70 to 130 | 5.75 | 20 |
| BA17902 | Manganese, Total | mg/L | 0.0000162 | 0.0001474 | 0.100 | 0.140 | 0.137 | 0.101 | 0.085 to 0.115 | 94.4 | 70 to 130 | 2.17 | 20 |
| BA17902 | Selenium, Total | mg/L | 0.0000583 | 0.001 | 0.100 | 0.100 | 0.102 | 0.105 | 0.085 to 0.115 | 100 | 70 to 130 | 1.98 | 20 |
| BA17902 | Cobalt, Total | mg/L | -0.0000107 | 0.0001474 | 0.100 | 0.102 | 0.104 | 0.109 | 0.085 to 0.115 | 102 | 70 to 130 | 1.94 | 20 |
| BA17902 | Molybdenum, Total | mg/L | 0.0000171 | 0.0001474 | 0.100 | 0.109 | 0.114 | 0.107 | 0.085 to 0.115 | 103 | 70 to 130 | 4.48 | 20 |
| BA17906 | Iron, Total | mg/L | 0.000757 | 0.0176 | 0.2 | 0.660 | 0.653 | 0.193 | 0.17 to 0.23 | 96.0 | 70 to 130 | 1.07 | 20 |
| BA17908 | Iron, Dissolved | mg/L | 0.000412 | 0.0176 | 0.2 | 1.48 | 1.47 | 0.190 | 0.17 to 0.23 | 90.0 | 70 to 130 | 0.678 | 20 |
| BA17902 | Arsenic, Total | mg/L | 0.0000107 | 0.0001474 | 0.10 | 0.110 | 0.109 | 0.109 | 0.085 to 0.115 | 104 | 70 to 130 | 0.913 | 20 |
| BA17902 | Antimony, Total | mg/L | 0.000272 | 0.001 | 0.100 | 0.102 | 0.102 | 0.101 | 0.085 to 0.115 | 100 | 70 to 130 | 0.00 | 20 |
| BA17906 | Calcium, Total | mg/L | 0.000921 | 0.1518 | 5.00 | 49.2 | 49.6 | 4.86 | 4.25 to 5.75 | 208 | 70 to 130 | 0.810 | 20 |
| BA17906 | Mercury, Total by CVAA | mg/L | 0.0000622 | 0.0005 | 0.004 | 0.00384 | 0.00386 | 0.00386 | 0.0034 to 0.0046 | 96.0 | 70 to 130 | 0.519 | 20 |
| BA17907 | Manganese, Dissolved | mg/L | -0.0000068 | 0.0001474 | 0.10 | 0.110 | 0.107 | 0.103 | 0.085 to 0.115 | 110 | 70 to 130 | 2.76 | 20 |
| BA17902 | Barium, Total | mg/L | -0.0000107 | 0.0002 | 0.10 | 0.289 | 0.299 | 0.105 | 0.085 to 0.115 | 96.0 | 70 to 130 | 3.40 | 20 |
| BA17906 | Sodium, Total | mg/L | 0.00118 | 0.044 | 5.00 | 99.2 | 99.7 | 4.80 | 4.25 to 5.75 | 116 | 70 to 130 | 0.503 | 20 |

**Comments:** The client submitted filtered samples for dissolved analysis, but no MB or LCS were submitted. Therefore, dissolved data is qualified.
Matrix interferences in the groundwater caused erratic and unreliable turbidity values and were recorded as >10 NTU as an estimation.
A dissolved set was collected. LBM 11/03/2020

Reported: 11/3/2020
Version: 3.1
COA_CCR

Alabama Power
General Test Laboratory
744 County Road 87, GSC #8
Calera, AL 35040

Alabama Power

# Batch QC Summary

**Customer Account:** WMWGORAP
**Sample Date:** 9/23/20 10:15
**Customer ID:**
**Delivery Date:** 9/24/20 09:05

**Description:** Gorgas Ash Pond - MW-12V

**Laboratory ID Number:** BA17900

| Sample | Analysis | Units | MB | MB Limit | Spike | MS | Sample Duplicate | Standard | Standard Limit | Rec | Rec Limit | Prec | Prec Limit |
|---|---|---|---|---|---|---|---|---|---|---|---|---|---|
| BA17909 | Solids, Dissolved | mg/L | -1.00 | 25 | | | 3620 | 50.0 | 40 to 60 | | | 0.958 | 5 |
| BA17909 | Fluoride | mg/L | 0.0182 | 0.05 | 2.50 | 3.31 | 0.677 | 2.61 | 2.25 to 2.75 | 107 | 80 to 120 | 5.46 | 20 |
| BA17909 | Chloride | mg/L | 0.212 | 0.50 | 1000 | 2040 | 1080 | 10.7 | 9 to 11 | 94.0 | 80 to 120 | 1.83 | 20 |
| BA17902 | Alkalinity, Total as CaCO3 | mg/L | | | | | 200 | 51.0 | 45.0 to 55.0 | | | 0.501 | 10 |
| BA17907 | Sulfate | mg/L | -0.621 | 0.50 | 20.0 | 30.5 | 12.7 | 20.3 | 18 to 22 | 86.5 | 80 to 120 | 3.86 | 20 |

**Comments:** The client submitted filtered samples for dissolved analysis, but no MB or LCS were submitted. Therefore, dissolved data is qualified. Matrix interferences in the groundwater caused erratic and unreliable turbidity values and were recorded as >10 NTU as an estimation. A dissolved set was collected. LBM 11/03/2020

Alabama Power
General Test Laboratory
744 County Road 87, GSC #8
Calera, AL 35040

# Certificate Of Analysis

Alabama Power

**Description:** Gorgas Ash Pond - MW-12V DIS

**Location Code:** WMWGORAP
**Collected:** 9/23/20 10:15
**Customer ID:**
**Submittal Date:** 9/24/20 09:05

**Laboratory ID Number:** BA17901

| Name | Prepared | Analyzed | Vio Spec | DF | Results | Units | MDL | RL | Q |
|---|---|---|---|---|---|---|---|---|---|
| ***Analytical Method: EPA 200.7*** | ***Analyst: RDA*** | | | | | | | | |
| * Boron, Dissolved | 10/5/20 11:33 | 10/6/20 11:45 | | 1.015 | Not Detected | mg/L | 0.03 | 0.1 | U |
| * Calcium, Dissolved | 10/5/20 11:33 | 10/6/20 11:45 | | 1.015 | 40.1 | mg/L | 0.1 | 0.5 | |
| * Iron, Dissolved | 10/5/20 11:33 | 10/6/20 11:45 | | 1.015 | 0.395 | mg/L | 0.02 | 0.05 | |
| * Lithium, Dissolved | 10/5/20 11:33 | 10/6/20 11:45 | | 1.015 | 0.0387 | mg/L | 0.01 | 0.02 | |
| * Magnesium, Dissolved | 10/5/20 11:33 | 10/6/20 11:45 | | 1.015 | 10.4 | mg/L | 0.1 | 0.5 | |
| * Sodium, Dissolved | 10/5/20 11:33 | 10/6/20 11:45 | | 1.015 | 19.1 | mg/L | 0.1 | 0.5 | |
| ***Analytical Method: EPA 200.8*** | ***Analyst: DLJ*** | | | | | | | | |
| * Antimony, Dissolved | 9/28/20 09:17 | 9/29/20 16:04 | | 1.015 | 0.000821 | mg/L | 0.0008 | 0.003 | J |
| * Arsenic, Dissolved | 9/28/20 09:17 | 9/29/20 16:04 | | 1.015 | 0.00133 | mg/L | 0.001 | 0.005 | J |
| * Barium, Dissolved | 9/28/20 09:17 | 10/1/20 11:56 | | 5.075 | 1.26 | mg/L | 0.01015 | 0.05075 | |
| * Beryllium, Dissolved | 9/28/20 09:17 | 9/29/20 16:04 | | 1.015 | Not Detected | mg/L | 0.0006 | 0.003 | U |
| * Cadmium, Dissolved | 9/28/20 09:17 | 9/29/20 16:04 | | 1.015 | Not Detected | mg/L | 0.0003 | 0.001 | U |
| * Chromium, Dissolved | 9/28/20 09:17 | 9/29/20 16:04 | | 1.015 | Not Detected | mg/L | 0.002 | 0.01 | U |
| * Cobalt, Dissolved | 9/28/20 09:17 | 9/29/20 16:04 | | 1.015 | Not Detected | mg/L | 0.002 | 0.005 | U |
| * Lead, Dissolved | 9/28/20 09:17 | 9/29/20 16:04 | | 1.015 | Not Detected | mg/L | 0.001 | 0.005 | U |
| * Molybdenum, Dissolved | 9/28/20 09:17 | 9/29/20 16:04 | | 1.015 | 0.00423 | mg/L | 0.002 | 0.01 | J |
| * Manganese, Dissolved | 9/28/20 09:17 | 9/29/20 16:04 | | 1.015 | 0.0388 | mg/L | 0.001 | 0.005 | |
| * Potassium, Dissolved | 9/28/20 09:17 | 9/29/20 16:04 | | 1.015 | 5.44 | mg/L | 0.3 | 2.5 | |
| * Selenium, Dissolved | 9/28/20 09:17 | 9/29/20 16:04 | | 1.015 | Not Detected | mg/L | 0.002 | 0.01 | U |
| * Thallium, Dissolved | 9/28/20 09:17 | 9/29/20 16:04 | | 1.015 | Not Detected | mg/L | 0.0002 | 0.001 | U |
| ***Analytical Method: EPA 245.1*** | ***Analyst: GAS*** | | | | | | | | |
| * Mercury, Dissolved by CVAA | 10/6/20 08:20 | 10/6/20 13:00 | | 1 | Not Detected | mg/L | 0.0003 | 0.0005 | U |
| ***Analytical Method: SM 2320 B*** | ***Analyst: JAG*** | | | | | | | | |
| Alkalinity, Total as CaCO3 | 10/1/20 13:25 | 10/1/20 14:30 | | 1 | 192 | mg/L | | 0.1 | |
| ***Analytical Method: SM 2540C*** | ***Analyst: TJW*** | | | | | | | | |
| * Solids, Dissolved | 9/25/20 13:30 | 9/29/20 08:00 | | 1 | 204 | mg/L | | 25 | |
| ***Analytical Method: SM 4500CO2 D*** | ***Analyst: JAG*** | | | | | | | | |
| Bicarbonate Alkalinity, (calc.) | 10/1/20 13:25 | 10/1/20 14:30 | | 1 | 191 | mg/L | | | |
| Carbonate Alkalinity, (calc.) | 10/1/20 13:25 | 10/1/20 14:30 | | 1 | 1.11 | mg/L | | | |

MDL's and RL's are adjusted for sample dilution, as applicable

**Comments:** The client submitted filtered samples for dissolved analysis, but no MB or LCS were submitted. Therefore, dissolved data is qualified. Matrix interferences in the groundwater caused erratic and unreliable turbidity values and were recorded as >10 NTU as an estimation. A dissolved set was collected. LBM 11/03/2020

Reported: 11/3/2020
Version: 3.1
COA_CCR

Alabama Power
General Test Laboratory
744 County Road 87, GSC #8
Calera, AL 35040

# *Certificate Of Analysis*

Alabama Power

**Description:** Gorgas Ash Pond - MW-12V DIS

**Location Code:** WMWGORAP
**Collected:** 9/23/20 10:15
**Customer ID:**
**Submittal Date:** 9/24/20 09:05

**Laboratory ID Number:** BA17901

| Name | Prepared | Analyzed | Vio Spec | DF | Results | Units | MDL | RL | Q |
|---|---|---|---|---|---|---|---|---|---|
| ***Analytical Method: SM4500Cl E*** | ***Analyst: JCC*** | | | | | | | | |
| * Chloride | 9/25/20 14:30 | 9/25/20 14:30 | | 1 | 4.26 | mg/L | 0.50 | 1 | |
| ***Analytical Method: SM4500F G 2017*** | ***Analyst: JCC*** | | | | | | | | |
| * Fluoride | 9/28/20 13:08 | 9/28/20 13:08 | | 1 | 0.171 | mg/L | 0.06 | 0.1 | |
| ***Analytical Method: SM4500SO4 E 2011*** | ***Analyst: JCC*** | | | | | | | | |
| * Sulfate | 9/24/20 14:40 | 9/24/20 14:40 | | 1 | 0.953 | mg/L | 0.50 | 1 | J |
| ***Analytical Method: Field Measurements*** | ***Analyst: TJD*** | | | | | | | | |
| Conductivity | 9/23/20 10:13 | 9/23/20 10:13 | | | 247.65 | uS/cm | | | FA |
| pH | 9/23/20 10:13 | 9/23/20 10:13 | | | 8.84 | SU | | | FA |
| Temperature | 9/23/20 10:13 | 9/23/20 10:13 | | | 19.02 | C | | | FA |
| Turbidity | 9/23/20 10:13 | 9/23/20 10:13 | | | >10 | NTU | | | FA |

MDL's and RL's are adjusted for sample dilution, as applicable

**Comments:** The client submitted filtered samples for dissolved analysis, but no MB or LCS were submitted. Therefore, dissolved data is qualified. Matrix interferences in the groundwater caused erratic and unreliable turbidity values and were recorded as >10 NTU as an estimation. A dissolved set was collected. LBM 11/03/2020

Reported: 11/3/2020
Version: 3.1
COA_CCR

Alabama Power
General Test Laboratory
744 County Road 87, GSC #8
Calera, AL 35040

# Batch QC Summary

Alabama Power

**Customer Account:** WMWGORAP
**Sample Date:** 9/23/20 10:15
**Customer ID:**
**Delivery Date:** 9/24/20 09:05

**Description**: Gorgas Ash Pond - MW-12V DIS

**Laboratory ID Number:** BA17901

| Sample | Analysis | Units | MB | MB Limit | Spike | MS | MSD | Standard | Standard Limit | Rec | Rec Limit | Prec | Prec Limit |
|---|---|---|---|---|---|---|---|---|---|---|---|---|---|
| BA17908 | Iron, Dissolved | mg/L | 0.000412 | 0.0176 | 0.2 | 1.48 | 1.47 | 0.190 | 0.17 to 0.23 | 90.0 | 70 to 130 | 0.678 | 20 |
| BA17901 | Cobalt, Dissolved | mg/L | -0.0000225 | 0.0001474 | 0.10 | 0.113 | 0.112 | 0.113 | 0.085 to 0.115 | 113 | 70 to 130 | 0.889 | 20 |
| BA17901 | Barium, Dissolved | mg/L | 0.0000274 | 0.0002 | 0.100 | 1.36 | 1.38 | 0.112 | 0.085 to 0.115 | 100 | 70 to 130 | 1.46 | 20 |
| BA17901 | Chromium, Dissolved | mg/L | 0.0000804 | 0.00044 | 0.10 | 0.110 | 0.108 | 0.109 | 0.085 to 0.115 | 110 | 70 to 130 | 1.83 | 20 |
| BA17901 | Mercury, Dissolved by | mg/L | -0.0000462 | 0.0005 | 0.004 | 0.00408 | 0.00407 | 0.00437 | 0.0034 to 0.0046 | 102 | 70 to 130 | 0.245 | 20 |
| BA17901 | Potassium, Dissolved | mg/L | 0.00369 | 0.3674 | 10.0 | 16.0 | 16.0 | 10.8 | 8.5 to 11.5 | 106 | 70 to 130 | 0.00 | 20 |
| BA17908 | Lithium, Dissolved | mg/L | -0.000527 | 0.0154 | 0.20 | 0.252 | 0.249 | 0.185 | 0.17 to 0.23 | 97.9 | 70 to 130 | 1.20 | 20 |
| BA17901 | Lead, Dissolved | mg/L | -0.0000090 | 0.0001474 | 0.10 | 0.112 | 0.113 | 0.108 | 0.085 to 0.115 | 112 | 70 to 130 | 0.889 | 20 |
| BA17901 | Selenium, Dissolved | mg/L | 0.0000113 | 0.001 | 0.10 | 0.113 | 0.111 | 0.112 | 0.085 to 0.115 | 113 | 70 to 130 | 1.79 | 20 |
| BA17901 | Beryllium, Dissolved | mg/L | 0.0000008 | 0.00088 | 0.10 | 0.0953 | 0.0949 | 0.0943 | 0.085 to 0.115 | 95.3 | 70 to 130 | 0.421 | 20 |
| BA17901 | Manganese, Dissolved | mg/L | 0.0000149 | 0.0001474 | 0.10 | 0.141 | 0.145 | 0.106 | 0.085 to 0.115 | 102 | 70 to 130 | 2.80 | 20 |
| BA17901 | Thallium, Dissolved | mg/L | -0.0000031 | 0.0001474 | 0.10 | 0.104 | 0.110 | 0.109 | 0.085 to 0.115 | 104 | 70 to 130 | 5.61 | 20 |
| BA17908 | Calcium, Dissolved | mg/L | 0.00275 | 0.1518 | 5.00 | 33.3 | 33.1 | 4.85 | 4.25 to 5.75 | 92.0 | 70 to 130 | 0.602 | 20 |
| BA17908 | Sodium, Dissolved | mg/L | 0.00313 | 0.044 | 5.00 | 109 | 108 | 4.84 | 4.25 to 5.75 | 100 | 70 to 130 | 0.922 | 20 |
| BA17901 | Arsenic, Dissolved | mg/L | -0.0000019 | 0.0001474 | 0.10 | 0.114 | 0.113 | 0.112 | 0.085 to 0.115 | 113 | 70 to 130 | 0.881 | 20 |
| BA17901 | Cadmium, Dissolved | mg/L | 0.0000032 | 0.0001474 | 0.10 | 0.113 | 0.114 | 0.113 | 0.085 to 0.115 | 113 | 70 to 130 | 0.881 | 20 |
| BA17901 | Antimony, Dissolved | mg/L | 0.000142 | 0.001 | 0.10 | 0.102 | 0.105 | 0.102 | 0.085 to 0.115 | 101 | 70 to 130 | 2.90 | 20 |
| BA17901 | Molybdenum, Dissolved | mg/L | 0.0000136 | 0.0001474 | 0.10 | 0.115 | 0.115 | 0.114 | 0.085 to 0.115 | 111 | 70 to 130 | 0.00 | 20 |
| BA17908 | Boron, Dissolved | mg/L | 0.0000675 | 0.0650254 | 1.00 | 1.00 | 0.999 | 0.967 | 0.85 to 1.15 | 95.4 | 70 to 130 | 0.100 | 20 |
| BA17908 | Magnesium, Dissolved | mg/L | 0.00478 | 0.0462 | 5.00 | 15.9 | 15.8 | 4.82 | 4.25 to 5.75 | 96.0 | 70 to 130 | 0.631 | 20 |

**Comments:** The client submitted filtered samples for dissolved analysis, but no MB or LCS were submitted. Therefore, dissolved data is qualified. Matrix interferences in the groundwater caused erratic and unreliable turbidity values and were recorded as >10 NTU as an estimation. A dissolved set was collected. LBM 11/03/2020

Reported: 11/3/2020
Version: 3.1
COA_CCR

Alabama Power
General Test Laboratory
744 County Road 87, GSC #8
Calera, AL 35040

Alabama Power

# Batch QC Summary

**Customer Account:** WMWGORAP
**Sample Date:** 9/23/20 10:15
**Customer ID:**
**Delivery Date:** 9/24/20 09:05

**Description:** Gorgas Ash Pond - MW-12V DIS

**Laboratory ID Number:** BA17901

| Sample | Analysis | Units | MB | MB Limit | Spike | MS | Sample Duplicate | Standard | Standard Limit | Rec | Rec Limit | Prec | Prec Limit |
|---|---|---|---|---|---|---|---|---|---|---|---|---|---|
| BA17909 | Fluoride | mg/L | 0.0182 | 0.05 | 2.50 | 3.31 | 0.677 | 2.61 | 2.25 to 2.75 | 107 | 80 to 120 | 5.46 | 20 |
| BA17909 | Solids, Dissolved | mg/L | -1.00 | 25 | | | 3620 | 50.0 | 40 to 60 | | | 0.958 | 5 |
| BA17909 | Chloride | mg/L | 0.212 | 0.50 | 1000 | 2040 | 1080 | 10.7 | 9 to 11 | 94.0 | 80 to 120 | 1.83 | 20 |
| BA17902 | Alkalinity, Total as CaCO3 | mg/L | | | | | 200 | 51.0 | 45.0 to 55.0 | | | 0.501 | 10 |
| BA17907 | Sulfate | mg/L | -0.621 | 0.50 | 20.0 | 30.5 | 12.7 | 20.3 | 18 to 22 | 86.5 | 80 to 120 | 3.86 | 20 |

**Comments:** The client submitted filtered samples for dissolved analysis, but no MB or LCS were submitted. Therefore, dissolved data is qualified. Matrix interferences in the groundwater caused erratic and unreliable turbidity values and were recorded as >10 NTU as an estimation. A dissolved set was collected. LBM 11/03/2020

Alabama Power
General Test Laboratory
744 County Road 87, GSC #8
Calera, AL 35040

# Certificate Of Analysis

Alabama Power

**Description:** Gorgas Ash Pond - MW-12

**Location Code:** WMWGORAP
**Collected:** 9/23/20 13:10
**Customer ID:**
**Submittal Date:** 9/24/20 09:05

**Laboratory ID Number:** BA17902

| Name | Prepared | Analyzed | Vio Spec | DF | Results | Units | MDL | RL | Q |
|---|---|---|---|---|---|---|---|---|---|
| ***Analytical Method: EPA 200.7*** | ***Analyst: RDA*** | | | | ***Preparation Method: EPA 1638*** | | | | |
| * Boron, Total | 10/5/20 10:25 | 10/7/20 13:30 | | 1.015 | 0.0446 | mg/L | 0.03 | 0.1 | J |
| * Calcium, Total | 10/5/20 10:25 | 10/7/20 14:21 | | 10.15 | 45.9 | mg/L | 1.015 | 5.075 | |
| * Iron, Total | 10/5/20 10:25 | 10/7/20 13:30 | | 1.015 | 0.496 | mg/L | 0.02 | 0.05 | |
| * Lithium, Total | 10/5/20 10:25 | 10/7/20 13:30 | | 1.015 | 0.0279 | mg/L | 0.01 | 0.02 | |
| * Magnesium, Total | 10/5/20 10:25 | 10/7/20 13:30 | | 1.015 | 12.0 | mg/L | 0.1 | 0.5 | |
| * Sodium, Total | 10/5/20 10:25 | 10/7/20 13:30 | | 1.015 | 17.6 | mg/L | 0.1 | 0.5 | |
| ***Analytical Method: EPA 200.7*** | ***Analyst: RDA*** | | | | | | | | |
| * Iron, Dissolved | 10/5/20 11:33 | 10/6/20 11:48 | | 1.015 | 0.512 | mg/L | 0.02 | 0.05 | |
| ***Analytical Method: EPA 200.8*** | ***Analyst: DLJ*** | | | | ***Preparation Method: EPA 1638*** | | | | |
| * Antimony, Total | 9/28/20 11:12 | 9/29/20 20:15 | | 1.015 | 0.00202 | mg/L | 0.0008 | 0.003 | J |
| * Arsenic, Total | 9/28/20 11:12 | 9/29/20 20:15 | | 1.015 | 0.00616 | mg/L | 0.001 | 0.005 | |
| * Barium, Total | 9/28/20 11:12 | 10/1/20 14:59 | | 1.015 | 0.193 | mg/L | 0.002 | 0.01 | |
| * Beryllium, Total | 9/28/20 11:12 | 9/29/20 20:15 | | 1.015 | Not Detected | mg/L | 0.0006 | 0.003 | U |
| * Cadmium, Total | 9/28/20 11:12 | 9/29/20 20:15 | | 1.015 | Not Detected | mg/L | 0.0003 | 0.001 | U |
| * Chromium, Total | 9/28/20 11:12 | 9/29/20 20:15 | | 1.015 | Not Detected | mg/L | 0.002 | 0.01 | U |
| * Cobalt, Total | 9/28/20 11:12 | 9/29/20 20:15 | | 1.015 | Not Detected | mg/L | 0.002 | 0.005 | U |
| * Lead, Total | 9/28/20 11:12 | 9/29/20 20:15 | | 1.015 | Not Detected | mg/L | 0.001 | 0.005 | U |
| * Molybdenum, Total | 9/28/20 11:12 | 9/29/20 20:15 | | 1.015 | 0.00577 | mg/L | 0.002 | 0.01 | J |
| * Potassium, Total | 9/28/20 11:12 | 9/29/20 20:15 | | 1.015 | 1.35 | mg/L | 0.3 | 2.5 | J |
| * Manganese, Total | 9/28/20 11:12 | 9/29/20 20:15 | | 1.015 | 0.0456 | mg/L | 0.001 | 0.005 | |
| * Selenium, Total | 9/28/20 11:12 | 9/29/20 20:15 | | 1.015 | Not Detected | mg/L | 0.002 | 0.01 | U |
| * Thallium, Total | 9/28/20 11:12 | 9/29/20 20:15 | | 1.015 | Not Detected | mg/L | 0.0002 | 0.001 | U |
| ***Analytical Method: EPA 200.8*** | ***Analyst: DLJ*** | | | | | | | | |
| * Manganese, Dissolved | 9/28/20 09:17 | 9/29/20 15:25 | | 1.015 | 0.0499 | mg/L | 0.001 | 0.005 | |
| ***Analytical Method: EPA 245.1*** | ***Analyst: GAS*** | | | | | | | | |
| * Mercury, Total by CVAA | 9/30/20 12:24 | 10/2/20 11:25 | | 1 | Not Detected | mg/L | 0.0003 | 0.0005 | U |
| ***Analytical Method: SM 2320 B*** | ***Analyst: JAG*** | | | | | | | | |
| Alkalinity, Total as CaCO3 | 10/1/20 13:25 | 10/1/20 14:30 | | 1 | 199 | mg/L | | 0.1 | |
| ***Analytical Method: SM 2540C*** | ***Analyst: TJW*** | | | | | | | | |
| * Solids, Dissolved | 9/25/20 13:30 | 9/29/20 08:00 | | 1 | 216 | mg/L | | 25 | |

MDL's and RL's are adjusted for sample dilution, as applicable

**Comments:** The client submitted filtered samples for dissolved analysis, but no MB or LCS were submitted. Therefore, dissolved data is qualified.
LBM 10/16/20

Reported: 11/3/2020
Version: 3.1
COA_CCR

Alabama Power
General Test Laboratory
744 County Road 87, GSC #8
Calera, AL 35040

# *Certificate Of Analysis*

Alabama Power

**Description:** Gorgas Ash Pond - MW-12

**Location Code:** WMWGORAP
**Collected:** 9/23/20 13:10
**Customer ID:**
**Submittal Date:** 9/24/20 09:05

**Laboratory ID Number:** BA17902

| Name | Prepared | Analyzed | Vio Spec | DF | Results | Units | MDL | RL | Q |
|---|---|---|---|---|---|---|---|---|---|
| ***Analytical Method: SM 4500CO2 D*** | ***Analyst: JAG*** | | | | | | | | |
| Bicarbonate Alkalinity, (calc.) | 10/1/20 13:25 | 10/1/20 14:30 | | 1 | 198 | mg/L | | | |
| Carbonate Alkalinity, (calc.) | 10/1/20 13:25 | 10/1/20 14:30 | | 1 | 0.98 | mg/L | | | |
| ***Analytical Method: SM4500Cl E*** | ***Analyst: JCC*** | | | | | | | | |
| * Chloride | 9/25/20 14:31 | 9/25/20 14:31 | | 1 | 3.15 | mg/L | 0.50 | 1 | |
| ***Analytical Method: SM4500F G 2017*** | ***Analyst: JCC*** | | | | | | | | |
| * Fluoride | 9/28/20 13:09 | 9/28/20 13:09 | | 1 | 0.120 | mg/L | 0.06 | 0.1 | |
| ***Analytical Method: SM4500SO4 E 2011*** | ***Analyst: JCC*** | | | | | | | | |
| * Sulfate | 9/24/20 14:41 | 9/24/20 14:41 | | 1 | 19.1 | mg/L | 0.50 | 1 | |
| ***Analytical Method: Field Measurements*** | ***Analyst: TJD*** | | | | | | | | |
| Conductivity | 9/23/20 13:06 | 9/23/20 13:06 | | | 324.73 | uS/cm | | | FA |
| pH | 9/23/20 13:06 | 9/23/20 13:06 | | | 8.30 | SU | | | FA |
| Temperature | 9/23/20 13:06 | 9/23/20 13:06 | | | 18.99 | C | | | FA |
| Turbidity | 9/23/20 13:06 | 9/23/20 13:06 | | | 1.5 | NTU | | | FA |

MDL's and RL's are adjusted for sample dilution, as applicable

**Comments:** The client submitted filtered samples for dissolved analysis, but no MB or LCS were submitted. Therefore, dissolved data is qualified.
LBM 10/16/20

Reported: 11/3/2020
Version: 3.1
COA_CCR

Alabama Power
General Test Laboratory
744 County Road 87, GSC #8
Calera, AL 35040

# Batch QC Summary

Alabama Power

**Customer Account:** WMWGORAP
**Sample Date:** 9/23/20 13:10
**Customer ID:**
**Delivery Date:** 9/24/20 09:05

**Description**: Gorgas Ash Pond - MW-12

**Laboratory ID Number:** BA17902

| Sample | Analysis | Units | MB | MB Limit | Spike | MS | MSD | Standard | Standard Limit | Rec | Rec Limit | Prec | Prec Limit |
|---|---|---|---|---|---|---|---|---|---|---|---|---|---|
| BA17902 | Potassium, Total | mg/L | 0.000035 | 0.3674 | 10.0 | 10.6 | 10.9 | 10.2 | 8.5 to 11.5 | 92.5 | 70 to 130 | 2.79 | 20 |
| BA17902 | Beryllium, Total | mg/L | 0.000003 | 0.00088 | 0.100 | 0.0997 | 0.101 | 0.0992 | 0.085 to 0.115 | 99.7 | 70 to 130 | 1.30 | 20 |
| BA17902 | Cadmium, Total | mg/L | 0.00000 | 0.0001474 | 0.100 | 0.0963 | 0.102 | 0.104 | 0.085 to 0.115 | 96.3 | 70 to 130 | 5.75 | 20 |
| BA17902 | Manganese, Total | mg/L | 0.0000162 | 0.0001474 | 0.100 | 0.140 | 0.137 | 0.101 | 0.085 to 0.115 | 94.4 | 70 to 130 | 2.17 | 20 |
| BA17902 | Selenium, Total | mg/L | 0.0000583 | 0.001 | 0.100 | 0.100 | 0.102 | 0.105 | 0.085 to 0.115 | 100 | 70 to 130 | 1.98 | 20 |
| BA17902 | Lead, Total | mg/L | 0.0000065 | 0.0001474 | 0.100 | 0.103 | 0.105 | 0.109 | 0.085 to 0.115 | 103 | 70 to 130 | 1.92 | 20 |
| BA17906 | Lithium, Total | mg/L | 0.0000227 | 0.0154 | 0.20 | 0.285 | 0.284 | 0.184 | 0.17 to 0.23 | 97.8 | 70 to 130 | 0.351 | 20 |
| BA17902 | Cobalt, Total | mg/L | -0.0000107 | 0.0001474 | 0.100 | 0.102 | 0.104 | 0.109 | 0.085 to 0.115 | 102 | 70 to 130 | 1.94 | 20 |
| BA17902 | Molybdenum, Total | mg/L | 0.0000171 | 0.0001474 | 0.100 | 0.109 | 0.114 | 0.107 | 0.085 to 0.115 | 103 | 70 to 130 | 4.48 | 20 |
| BA17906 | Iron, Total | mg/L | 0.000757 | 0.0176 | 0.2 | 0.660 | 0.653 | 0.193 | 0.17 to 0.23 | 96.0 | 70 to 130 | 1.07 | 20 |
| BA17908 | Iron, Dissolved | mg/L | 0.000412 | 0.0176 | 0.2 | 1.48 | 1.47 | 0.190 | 0.17 to 0.23 | 90.0 | 70 to 130 | 0.678 | 20 |
| BA17902 | Barium, Total | mg/L | -0.0000107 | 0.0002 | 0.10 | 0.289 | 0.299 | 0.105 | 0.085 to 0.115 | 96.0 | 70 to 130 | 3.40 | 20 |
| BA17906 | Sodium, Total | mg/L | 0.00118 | 0.044 | 5.00 | 99.2 | 99.7 | 4.80 | 4.25 to 5.75 | 116 | 70 to 130 | 0.503 | 20 |
| BA17902 | Arsenic, Total | mg/L | 0.0000107 | 0.0001474 | 0.10 | 0.110 | 0.109 | 0.109 | 0.085 to 0.115 | 104 | 70 to 130 | 0.913 | 20 |
| BA17902 | Antimony, Total | mg/L | 0.000272 | 0.001 | 0.100 | 0.102 | 0.102 | 0.101 | 0.085 to 0.115 | 100 | 70 to 130 | 0.00 | 20 |
| BA17906 | Calcium, Total | mg/L | 0.000921 | 0.1518 | 5.00 | 49.2 | 49.6 | 4.86 | 4.25 to 5.75 | 208 | 70 to 130 | 0.810 | 20 |
| BA17906 | Mercury, Total by CVAA | mg/L | 0.0000622 | 0.0005 | 0.004 | 0.00384 | 0.00386 | 0.00386 | 0.0034 to 0.0046 | 96.0 | 70 to 130 | 0.519 | 20 |
| BA17907 | Manganese, Dissolved | mg/L | -0.0000068 | 0.0001474 | 0.10 | 0.110 | 0.107 | 0.103 | 0.085 to 0.115 | 110 | 70 to 130 | 2.76 | 20 |
| BA17902 | Chromium, Total | mg/L | 0.0000326 | 0.00044 | 0.100 | 0.101 | 0.104 | 0.106 | 0.085 to 0.115 | 101 | 70 to 130 | 2.93 | 20 |
| BA17902 | Thallium, Total | mg/L | 0.0000087 | 0.0001474 | 0.100 | 0.0990 | 0.102 | 0.105 | 0.085 to 0.115 | 99.0 | 70 to 130 | 2.99 | 20 |
| BA17906 | Boron, Total | mg/L | 0.000485 | 0.0650254 | 1.00 | 1.45 | 1.45 | 0.973 | 0.85 to 1.15 | 95.9 | 70 to 130 | 0.00 | 20 |
| BA17906 | Magnesium, Total | mg/L | -0.00184 | 0.0462 | 5.00 | 15.1 | 14.9 | 4.88 | 4.25 to 5.75 | 98.0 | 70 to 130 | 1.33 | 20 |

**Comments:** The client submitted filtered samples for dissolved analysis, but no MB or LCS were submitted. Therefore, dissolved data is qualified.
LBM 10/16/20

Reported: 11/3/2020
Version: 3.1
COA_CCR

Alabama Power
General Test Laboratory
744 County Road 87, GSC #8
Calera, AL 35040

Alabama Power

# Batch QC Summary

**Customer Account:** WMWGORAP
**Sample Date:** 9/23/20 13:10
**Customer ID:**
**Delivery Date:** 9/24/20 09:05

**Description:** Gorgas Ash Pond - MW-12

**Laboratory ID Number:** BA17902

| Sample | Analysis | Units | MB | MB Limit | Spike | MS | Sample Duplicate | Standard | Standard Limit | Rec | Rec Limit | Prec | Prec Limit |
|---|---|---|---|---|---|---|---|---|---|---|---|---|---|
| BA17909 | Solids, Dissolved | mg/L | -1.00 | 25 | | | 3620 | 50.0 | 40 to 60 | | | 0.958 | 5 |
| BA17909 | Chloride | mg/L | 0.212 | 0.50 | 1000 | 2040 | 1080 | 10.7 | 9 to 11 | 94.0 | 80 to 120 | 1.83 | 20 |
| BA17902 | Alkalinity, Total as CaCO3 | mg/L | | | | | 200 | 51.0 | 45.0 to 55.0 | | | 0.501 | 10 |
| BA17909 | Fluoride | mg/L | 0.0182 | 0.05 | 2.50 | 3.31 | 0.677 | 2.61 | 2.25 to 2.75 | 107 | 80 to 120 | 5.46 | 20 |
| BA17907 | Sulfate | mg/L | -0.621 | 0.50 | 20.0 | 30.5 | 12.7 | 20.3 | 18 to 22 | 86.5 | 80 to 120 | 3.86 | 20 |

**Comments:** The client submitted filtered samples for dissolved analysis, but no MB or LCS were submitted. Therefore, dissolved data is qualified.
LBM 10/16/20

Reported: 11/3/2020
Version: 3.1
COA_CCR

Alabama Power
General Test Laboratory
744 County Road 87, GSC #8
Calera, AL 35040

# Certificate Of Analysis

Alabama Power

**Description:** Gorgas Ash Pond - MW-21

**Location Code:** WMWGORAP
**Collected:** 9/23/20 16:15
**Customer ID:**
**Submittal Date:** 9/24/20 09:05

**Laboratory ID Number:** BA17903

| Name | Prepared | Analyzed | Vio Spec | DF | Results | Units | MDL | RL | Q |
|---|---|---|---|---|---|---|---|---|---|
| ***Analytical Method: EPA 200.7*** | ***Analyst: RDA*** | | | | ***Preparation Method: EPA 1638*** | | | | |
| * Boron, Total | 10/5/20 10:25 | 10/7/20 13:34 | | 1.015 | 0.0871 | mg/L | 0.03 | 0.1 | J |
| * Calcium, Total | 10/5/20 10:25 | 10/7/20 13:34 | | 1.015 | 1.96 | mg/L | 0.1 | 0.5 | |
| * Iron, Total | 10/5/20 10:25 | 10/7/20 13:34 | | 1.015 | Not Detected | mg/L | 0.02 | 0.05 | U |
| * Lithium, Total | 10/5/20 10:25 | 10/7/20 13:34 | | 1.015 | 0.179 | mg/L | 0.01 | 0.02 | |
| * Magnesium, Total | 10/5/20 10:25 | 10/7/20 13:34 | | 1.015 | 0.285 | mg/L | 0.1 | 0.5 | J |
| * Sodium, Total | 10/5/20 10:25 | 10/7/20 14:24 | | 10.15 | 247 | mg/L | 1.015 | 5.075 | |
| ***Analytical Method: EPA 200.7*** | ***Analyst: RDA*** | | | | | | | | |
| * Iron, Dissolved | 10/5/20 11:33 | 10/6/20 11:51 | | 1.015 | Not Detected | mg/L | 0.02 | 0.05 | U |
| ***Analytical Method: EPA 200.8*** | ***Analyst: DLJ*** | | | | ***Preparation Method: EPA 1638*** | | | | |
| * Antimony, Total | 9/28/20 11:12 | 9/29/20 20:36 | | 1.015 | Not Detected | mg/L | 0.0008 | 0.003 | U |
| * Arsenic, Total | 9/28/20 11:12 | 9/29/20 20:36 | | 1.015 | Not Detected | mg/L | 0.001 | 0.005 | U |
| * Barium, Total | 9/28/20 11:12 | 10/1/20 15:20 | | 1.015 | 0.157 | mg/L | 0.002 | 0.01 | |
| * Beryllium, Total | 9/28/20 11:12 | 9/29/20 20:36 | | 1.015 | Not Detected | mg/L | 0.0006 | 0.003 | U |
| * Cadmium, Total | 9/28/20 11:12 | 9/29/20 20:36 | | 1.015 | Not Detected | mg/L | 0.0003 | 0.001 | U |
| * Chromium, Total | 9/28/20 11:12 | 9/29/20 20:36 | | 1.015 | Not Detected | mg/L | 0.002 | 0.01 | U |
| * Cobalt, Total | 9/28/20 11:12 | 9/29/20 20:36 | | 1.015 | Not Detected | mg/L | 0.002 | 0.005 | U |
| * Lead, Total | 9/28/20 11:12 | 9/29/20 20:36 | | 1.015 | Not Detected | mg/L | 0.001 | 0.005 | U |
| * Molybdenum, Total | 9/28/20 11:12 | 9/29/20 20:36 | | 1.015 | 0.0404 | mg/L | 0.002 | 0.01 | |
| * Potassium, Total | 9/28/20 11:12 | 9/29/20 20:36 | | 1.015 | 4.53 | mg/L | 0.3 | 2.5 | |
| * Manganese, Total | 9/28/20 11:12 | 9/29/20 20:36 | | 1.015 | Not Detected | mg/L | 0.001 | 0.005 | U |
| * Selenium, Total | 9/28/20 11:12 | 9/29/20 20:36 | | 1.015 | Not Detected | mg/L | 0.002 | 0.01 | U |
| * Thallium, Total | 9/28/20 11:12 | 9/29/20 20:36 | | 1.015 | Not Detected | mg/L | 0.0002 | 0.001 | U |
| ***Analytical Method: EPA 200.8*** | ***Analyst: DLJ*** | | | | | | | | |
| * Manganese, Dissolved | 9/28/20 09:17 | 9/29/20 15:27 | | 1.015 | Not Detected | mg/L | 0.001 | 0.005 | U |
| ***Analytical Method: EPA 245.1*** | ***Analyst: GAS*** | | | | | | | | |
| * Mercury, Total by CVAA | 9/30/20 12:24 | 10/2/20 11:27 | | 1 | Not Detected | mg/L | 0.0003 | 0.0005 | U |
| ***Analytical Method: SM 2320 B*** | ***Analyst: JAG*** | | | | | | | | |
| Alkalinity, Total as CaCO3 | 10/1/20 13:00 | 10/1/20 13:20 | | 1 | 214 | mg/L | | 0.1 | |
| ***Analytical Method: SM 2540C*** | ***Analyst: TJW*** | | | | | | | | |
| * Solids, Dissolved | 9/25/20 13:30 | 9/29/20 08:00 | | 1 | 642 | mg/L | | 50 | |

MDL's and RL's are adjusted for sample dilution, as applicable

**Comments:** The client submitted filtered samples for dissolved analysis, but no MB or LCS were submitted. Therefore, dissolved data is qualified.
LBM 10/16/20

Reported: 11/3/2020
Version: 3.1
COA_CCR

Alabama Power
General Test Laboratory
744 County Road 87, GSC #8
Calera, AL 35040

# *Certificate Of Analysis*

Alabama Power

**Description:** Gorgas Ash Pond - MW-21

**Location Code:** WMWGORAP
**Collected:** 9/23/20 16:15
**Customer ID:**
**Submittal Date:** 9/24/20 09:05

**Laboratory ID Number:** BA17903

| Name | Prepared | Analyzed | Vio Spec | DF | Results | Units | MDL | RL | Q |
|---|---|---|---|---|---|---|---|---|---|
| ***Analytical Method: SM 4500CO2 D*** | ***Analyst: JAG*** | | | | | | | | |
| Bicarbonate Alkalinity, (calc.) | 10/1/20 13:00 | 10/1/20 13:20 | | 1 | 61.0 | mg/L | | | |
| Carbonate Alkalinity, (calc.) | 10/1/20 13:00 | 10/1/20 13:20 | | 1 | 141 | mg/L | | | |
| ***Analytical Method: SM4500Cl E*** | ***Analyst: JCC*** | | | | | | | | |
| * Chloride | 9/25/20 14:41 | 9/25/20 14:41 | | 5 | 56.9 | mg/L | 2.50 | 5 | |
| ***Analytical Method: SM4500F G 2017*** | ***Analyst: JCC*** | | | | | | | | |
| * Fluoride | 9/28/20 13:11 | 9/28/20 13:11 | | 1 | 0.208 | mg/L | 0.06 | 0.1 | |
| ***Analytical Method: SM4500SO4 E 2011*** | ***Analyst: JCC*** | | | | | | | | |
| * Sulfate | 9/24/20 14:52 | 9/24/20 14:52 | | 16 | 248 | mg/L | 8.00 | 16 | |
| ***Analytical Method: Field Measurements*** | ***Analyst: TJD*** | | | | | | | | |
| Conductivity | 9/23/20 16:12 | 9/23/20 16:12 | | | 1124.19 | uS/cm | | | FA |
| pH | 9/23/20 16:12 | 9/23/20 16:12 | | | 10.71 | SU | | | FA |
| Temperature | 9/23/20 16:12 | 9/23/20 16:12 | | | 19.03 | C | | | FA |
| Turbidity | 9/23/20 16:12 | 9/23/20 16:12 | | | 1.47 | NTU | | | FA |

MDL's and RL's are adjusted for sample dilution, as applicable

**Comments:** The client submitted filtered samples for dissolved analysis, but no MB or LCS were submitted. Therefore, dissolved data is qualified.
LBM 10/16/20

Reported: 11/3/2020
Version: 3.1
COA_CCR

Alabama Power
General Test Laboratory
744 County Road 87, GSC #8
Calera, AL 35040

# Batch QC Summary

Alabama Power

**Customer Account:** WMWGORAP
**Sample Date:** 9/23/20 16:15
**Customer ID:**
**Delivery Date:** 9/24/20 09:05

**Description**: Gorgas Ash Pond - MW-21

**Laboratory ID Number:** BA17903

| Sample | Analysis | Units | MB | MB Limit | Spike | MS | MSD | Standard | Standard Limit | Rec | Rec Limit | Prec | Prec Limit |
|---|---|---|---|---|---|---|---|---|---|---|---|---|---|
| BA17909 | Lead, Total | mg/L | 0.000007 | 0.0001474 | 0.100 | 0.106 | 0.105 | 0.105 | 0.085 to 0.115 | 106 | 70 to 130 | 0.948 | 20 |
| BA17906 | Iron, Total | mg/L | 0.000757 | 0.0176 | 0.2 | 0.660 | 0.653 | 0.193 | 0.17 to 0.23 | 96.0 | 70 to 130 | 1.07 | 20 |
| BA17908 | Iron, Dissolved | mg/L | 0.000412 | 0.0176 | 0.2 | 1.48 | 1.47 | 0.190 | 0.17 to 0.23 | 90.0 | 70 to 130 | 0.678 | 20 |
| BA17909 | Cadmium, Total | mg/L | 0.00000 | 0.0001474 | 0.100 | 0.0960 | 0.0977 | 0.104 | 0.085 to 0.115 | 96.0 | 70 to 130 | 1.76 | 20 |
| BA17909 | Potassium, Total | mg/L | 0.0382 | 0.3674 | 10.0 | 194 | 198 | 9.69 | 8.5 to 11.5 | 10.0 | 70 to 130 | 2.04 | 20 |
| BA17909 | Antimony, Total | mg/L | 0.000377 | 0.001 | 0.100 | 0.107 | 0.110 | 0.0990 | 0.085 to 0.115 | 107 | 70 to 130 | 2.76 | 20 |
| BA17909 | Arsenic, Total | mg/L | 0.0000117 | 0.0001474 | 0.100 | 0.108 | 0.109 | 0.106 | 0.085 to 0.115 | 98.0 | 70 to 130 | 0.922 | 20 |
| BA17909 | Cobalt, Total | mg/L | -0.0000098 | 0.0001474 | 0.100 | 0.102 | 0.105 | 0.108 | 0.085 to 0.115 | 102 | 70 to 130 | 2.90 | 20 |
| BA17906 | Lithium, Total | mg/L | 0.0000227 | 0.0154 | 0.20 | 0.285 | 0.284 | 0.184 | 0.17 to 0.23 | 97.8 | 70 to 130 | 0.351 | 20 |
| BA17909 | Manganese, Total | mg/L | 0.0000196 | 0.0001474 | 0.100 | 0.148 | 0.154 | 0.0982 | 0.085 to 0.115 | 102 | 70 to 130 | 3.97 | 20 |
| BA17909 | Thallium, Total | mg/L | 0.0000139 | 0.0001474 | 0.100 | 0.101 | 0.100 | 0.103 | 0.085 to 0.115 | 101 | 70 to 130 | 0.995 | 20 |
| BA17906 | Boron, Total | mg/L | 0.000485 | 0.0650254 | 1.00 | 1.45 | 1.45 | 0.973 | 0.85 to 1.15 | 95.9 | 70 to 130 | 0.00 | 20 |
| BA17906 | Magnesium, Total | mg/L | -0.00184 | 0.0462 | 5.00 | 15.1 | 14.9 | 4.88 | 4.25 to 5.75 | 98.0 | 70 to 130 | 1.33 | 20 |
| BA17909 | Barium, Total | mg/L | -0.0000061 | 0.0002 | 0.10 | 0.154 | 0.150 | 0.106 | 0.085 to 0.115 | 110 | 70 to 130 | 2.63 | 20 |
| BA17909 | Chromium, Total | mg/L | 0.000115 | 0.00044 | 0.100 | 0.0999 | 0.104 | 0.105 | 0.085 to 0.115 | 99.9 | 70 to 130 | 4.02 | 20 |
| BA17906 | Sodium, Total | mg/L | 0.00118 | 0.044 | 5.00 | 99.2 | 99.7 | 4.80 | 4.25 to 5.75 | 116 | 70 to 130 | 0.503 | 20 |
| BA17909 | Molybdenum, Total | mg/L | 0.0000274 | 0.0001474 | 0.100 | 0.215 | 0.219 | 0.108 | 0.085 to 0.115 | 95.0 | 70 to 130 | 1.84 | 20 |
| BA17906 | Calcium, Total | mg/L | 0.000921 | 0.1518 | 5.00 | 49.2 | 49.6 | 4.86 | 4.25 to 5.75 | 208 | 70 to 130 | 0.810 | 20 |
| BA17906 | Mercury, Total by CVAA | mg/L | 0.0000622 | 0.0005 | 0.004 | 0.00384 | 0.00386 | 0.00386 | 0.0034 to 0.0046 | 96.0 | 70 to 130 | 0.519 | 20 |
| BA17907 | Manganese, Dissolved | mg/L | -0.0000068 | 0.0001474 | 0.10 | 0.110 | 0.107 | 0.103 | 0.085 to 0.115 | 110 | 70 to 130 | 2.76 | 20 |
| BA17909 | Beryllium, Total | mg/L | 0.0000025 | 0.00088 | 0.100 | 0.0869 | 0.0870 | 0.0970 | 0.085 to 0.115 | 86.9 | 70 to 130 | 0.115 | 20 |
| BA17909 | Selenium, Total | mg/L | 0.000192 | 0.001 | 0.100 | 0.0914 | 0.0940 | 0.107 | 0.085 to 0.115 | 91.4 | 70 to 130 | 2.80 | 20 |

**Comments:** The client submitted filtered samples for dissolved analysis, but no MB or LCS were submitted. Therefore, dissolved data is qualified.
LBM 10/16/20

Reported: 11/3/2020
Version: 3.1
COA_CCR

Alabama Power
General Test Laboratory
744 County Road 87, GSC #8
Calera, AL 35040

Alabama Power

# Batch QC Summary

**Customer Account:** WMWGORAP
**Sample Date:** 9/23/20 16:15
**Customer ID:**
**Delivery Date:** 9/24/20 09:05

**Description:** Gorgas Ash Pond - MW-21

**Laboratory ID Number:** BA17903

| Sample | Analysis | Units | MB | MB Limit | Spike | MS | Sample Duplicate | Standard | Standard Limit | Rec | Rec Limit | Prec | Prec Limit |
|---|---|---|---|---|---|---|---|---|---|---|---|---|---|
| BA17909 | Solids, Dissolved | mg/L | -1.00 | 25 | | | 3620 | 50.0 | 40 to 60 | | | 0.958 | 5 |
| BA17909 | Fluoride | mg/L | 0.0182 | 0.05 | 2.50 | 3.31 | 0.677 | 2.61 | 2.25 to 2.75 | 107 | 80 to 120 | 5.46 | 20 |
| BA17909 | Chloride | mg/L | 0.212 | 0.50 | 1000 | 2040 | 1080 | 10.7 | 9 to 11 | 94.0 | 80 to 120 | 1.83 | 20 |
| BA17909 | Alkalinity, Total as CaCO3 | mg/L | | | | | 283 | 51.0 | 45.0 to 55.0 | | | 1.40 | 10 |
| BA17907 | Sulfate | mg/L | -0.621 | 0.50 | 20.0 | 30.5 | 12.7 | 20.3 | 18 to 22 | 86.5 | 80 to 120 | 3.86 | 20 |

**Comments:** The client submitted filtered samples for dissolved analysis, but no MB or LCS were submitted. Therefore, dissolved data is qualified.
LBM 10/16/20

Reported: 11/3/2020
Version: 3.1
COA_CCR

Alabama Power
General Test Laboratory
744 County Road 87, GSC #8
Calera, AL 35040

# *Certificate Of Analysis*

Alabama Power

**Description:** Gorgas Ash Pond Field Blank-4

**Location Code:** WMWGORAPFB
**Collected:** 9/23/20 17:00
**Customer ID:**
**Submittal Date:** 9/24/20 09:05

**Laboratory ID Number:** BA17904

| Name | Prepared | Analyzed | Vio Spec | DF | Results | Units | MDL | RL | Q |
|---|---|---|---|---|---|---|---|---|---|
| ***Analytical Method: EPA 200.7*** | ***Analyst: RDA*** | | | | ***Preparation Method: EPA 1638*** | | | | |
| * Boron, Total | 10/5/20 10:25 | 10/7/20 13:37 | | 1.015 | Not Detected | mg/L | 0.03 | 0.1 | U |
| * Calcium, Total | 10/5/20 10:25 | 10/7/20 13:37 | | 1.015 | Not Detected | mg/L | 0.1 | 0.5 | U |
| * Iron, Total | 10/5/20 10:25 | 10/7/20 13:37 | | 1.015 | Not Detected | mg/L | 0.02 | 0.05 | U |
| * Lithium, Total | 10/5/20 10:25 | 10/7/20 13:37 | | 1.015 | Not Detected | mg/L | 0.01 | 0.02 | U |
| * Magnesium, Total | 10/5/20 10:25 | 10/7/20 13:37 | | 1.015 | Not Detected | mg/L | 0.1 | 0.5 | U |
| * Sodium, Total | 10/5/20 10:25 | 10/7/20 13:37 | | 1.015 | Not Detected | mg/L | 0.1 | 0.5 | U |
| ***Analytical Method: EPA 200.8*** | ***Analyst: DLJ*** | | | | ***Preparation Method: EPA 1638*** | | | | |
| * Antimony, Total | 9/28/20 11:12 | 9/29/20 20:39 | | 1.015 | Not Detected | mg/L | 0.0008 | 0.003 | U |
| * Arsenic, Total | 9/28/20 11:12 | 9/29/20 20:39 | | 1.015 | Not Detected | mg/L | 0.001 | 0.005 | U |
| * Barium, Total | 9/28/20 11:12 | 10/1/20 15:23 | | 1.015 | Not Detected | mg/L | 0.002 | 0.01 | U |
| * Beryllium, Total | 9/28/20 11:12 | 9/29/20 20:39 | | 1.015 | Not Detected | mg/L | 0.0006 | 0.003 | U |
| * Cadmium, Total | 9/28/20 11:12 | 9/29/20 20:39 | | 1.015 | Not Detected | mg/L | 0.0003 | 0.001 | U |
| * Chromium, Total | 9/28/20 11:12 | 9/29/20 20:39 | | 1.015 | Not Detected | mg/L | 0.002 | 0.01 | U |
| * Cobalt, Total | 9/28/20 11:12 | 9/29/20 20:39 | | 1.015 | Not Detected | mg/L | 0.002 | 0.005 | U |
| * Lead, Total | 9/28/20 11:12 | 9/29/20 20:39 | | 1.015 | Not Detected | mg/L | 0.001 | 0.005 | U |
| * Molybdenum, Total | 9/28/20 11:12 | 9/29/20 20:39 | | 1.015 | Not Detected | mg/L | 0.002 | 0.01 | U |
| * Manganese, Total | 9/28/20 11:12 | 9/29/20 20:39 | | 1.015 | Not Detected | mg/L | 0.001 | 0.005 | U |
| * Potassium, Total | 9/28/20 11:12 | 9/29/20 20:39 | | 1.015 | Not Detected | mg/L | 0.3 | 2.5 | U |
| * Selenium, Total | 9/28/20 11:12 | 9/29/20 20:39 | | 1.015 | Not Detected | mg/L | 0.002 | 0.01 | U |
| * Thallium, Total | 9/28/20 11:12 | 9/29/20 20:39 | | 1.015 | Not Detected | mg/L | 0.0002 | 0.001 | U |
| ***Analytical Method: EPA 245.1*** | ***Analyst: GAS*** | | | | | | | | |
| * Mercury, Total by CVAA | 9/30/20 12:24 | 10/2/20 11:30 | | 1 | Not Detected | mg/L | 0.0003 | 0.0005 | U |
| ***Analytical Method: SM 2540C*** | ***Analyst: TJW*** | | | | | | | | |
| * Solids, Dissolved | 9/25/20 13:30 | 9/29/20 08:00 | | 1 | Not Detected | mg/L | | 25 | U |
| ***Analytical Method: SM4500Cl E*** | ***Analyst: JCC*** | | | | | | | | |
| * Chloride | 9/25/20 14:34 | 9/25/20 14:34 | | 1 | Not Detected | mg/L | 0.50 | 1 | U |
| ***Analytical Method: SM4500F G 2017*** | ***Analyst: JCC*** | | | | | | | | |
| * Fluoride | 9/28/20 13:12 | 9/28/20 13:12 | | 1 | Not Detected | mg/L | 0.06 | 0.1 | U |
| ***Analytical Method: SM4500SO4 E 2011*** | ***Analyst: JCC*** | | | | | | | | |
| * Sulfate | 9/24/20 14:43 | 9/24/20 14:43 | | 1 | Not Detected | mg/L | 0.50 | 1 | U |

MDL's and RL's are adjusted for sample dilution, as applicable

**Comments:**

Reported: 11/3/2020
Version: 3.1
COA_CCR

Alabama Power
General Test Laboratory
744 County Road 87, GSC #8
Calera, AL 35040

# Batch QC Summary

Alabama Power

**Customer Account:** WMWGORAPFB
**Sample Date:** 9/23/20 17:00
**Customer ID:**
**Delivery Date:** 9/24/20 09:05

**Description**:Gorgas Ash Pond Field Blank-4

**Laboratory ID Number:** BA17904

| Sample | Analysis | Units | MB | MB Limit | Spike | MS | MSD | Standard | Standard Limit | Rec | Rec Limit | Prec | Prec Limit |
|---|---|---|---|---|---|---|---|---|---|---|---|---|---|
| BA17909 | Lead, Total | mg/L | 0.000007 | 0.0001474 | 0.100 | 0.106 | 0.105 | 0.105 | 0.085 to 0.115 | 106 | 70 to 130 | 0.948 | 20 |
| BA17906 | Lithium, Total | mg/L | 0.0000227 | 0.0154 | 0.20 | 0.285 | 0.284 | 0.184 | 0.17 to 0.23 | 97.8 | 70 to 130 | 0.351 | 20 |
| BA17909 | Manganese, Total | mg/L | 0.0000196 | 0.0001474 | 0.100 | 0.148 | 0.154 | 0.0982 | 0.085 to 0.115 | 102 | 70 to 130 | 3.97 | 20 |
| BA17909 | Thallium, Total | mg/L | 0.0000139 | 0.0001474 | 0.100 | 0.101 | 0.100 | 0.103 | 0.085 to 0.115 | 101 | 70 to 130 | 0.995 | 20 |
| BA17906 | Calcium, Total | mg/L | 0.000921 | 0.1518 | 5.00 | 49.2 | 49.6 | 4.86 | 4.25 to 5.75 | 208 | 70 to 130 | 0.810 | 20 |
| BA17906 | Mercury, Total by CVAA | mg/L | 0.0000622 | 0.0005 | 0.004 | 0.00384 | 0.00386 | 0.00386 | 0.0034 to 0.0046 | 96.0 | 70 to 130 | 0.519 | 20 |
| BA17909 | Beryllium, Total | mg/L | 0.0000025 | 0.00088 | 0.100 | 0.0869 | 0.0870 | 0.0970 | 0.085 to 0.115 | 86.9 | 70 to 130 | 0.115 | 20 |
| BA17909 | Selenium, Total | mg/L | 0.000192 | 0.001 | 0.100 | 0.0914 | 0.0940 | 0.107 | 0.085 to 0.115 | 91.4 | 70 to 130 | 2.80 | 20 |
| BA17906 | Boron, Total | mg/L | 0.000485 | 0.0650254 | 1.00 | 1.45 | 1.45 | 0.973 | 0.85 to 1.15 | 95.9 | 70 to 130 | 0.00 | 20 |
| BA17906 | Magnesium, Total | mg/L | -0.00184 | 0.0462 | 5.00 | 15.1 | 14.9 | 4.88 | 4.25 to 5.75 | 98.0 | 70 to 130 | 1.33 | 20 |
| BA17909 | Barium, Total | mg/L | -0.0000061 | 0.0002 | 0.10 | 0.154 | 0.150 | 0.106 | 0.085 to 0.115 | 110 | 70 to 130 | 2.63 | 20 |
| BA17909 | Chromium, Total | mg/L | 0.000115 | 0.00044 | 0.100 | 0.0999 | 0.104 | 0.105 | 0.085 to 0.115 | 99.9 | 70 to 130 | 4.02 | 20 |
| BA17909 | Arsenic, Total | mg/L | 0.0000117 | 0.0001474 | 0.100 | 0.108 | 0.109 | 0.106 | 0.085 to 0.115 | 98.0 | 70 to 130 | 0.922 | 20 |
| BA17909 | Cobalt, Total | mg/L | -0.0000098 | 0.0001474 | 0.100 | 0.102 | 0.105 | 0.108 | 0.085 to 0.115 | 102 | 70 to 130 | 2.90 | 20 |
| BA17906 | Sodium, Total | mg/L | 0.00118 | 0.044 | 5.00 | 99.2 | 99.7 | 4.80 | 4.25 to 5.75 | 116 | 70 to 130 | 0.503 | 20 |
| BA17909 | Molybdenum, Total | mg/L | 0.0000274 | 0.0001474 | 0.100 | 0.215 | 0.219 | 0.108 | 0.085 to 0.115 | 95.0 | 70 to 130 | 1.84 | 20 |
| BA17906 | Iron, Total | mg/L | 0.000757 | 0.0176 | 0.2 | 0.660 | 0.653 | 0.193 | 0.17 to 0.23 | 96.0 | 70 to 130 | 1.07 | 20 |
| BA17909 | Cadmium, Total | mg/L | 0.00000 | 0.0001474 | 0.100 | 0.0960 | 0.0977 | 0.104 | 0.085 to 0.115 | 96.0 | 70 to 130 | 1.76 | 20 |
| BA17909 | Potassium, Total | mg/L | 0.0382 | 0.3674 | 10.0 | 194 | 198 | 9.69 | 8.5 to 11.5 | 10.0 | 70 to 130 | 2.04 | 20 |
| BA17909 | Antimony, Total | mg/L | 0.000377 | 0.001 | 0.100 | 0.107 | 0.110 | 0.0990 | 0.085 to 0.115 | 107 | 70 to 130 | 2.76 | 20 |

**Comments:**

Reported: 11/3/2020
Version: 3.1
COA_CCR

Alabama Power
General Test Laboratory
744 County Road 87, GSC #8
Calera, AL 35040

Alabama Power

# Batch QC Summary

**Customer Account:** WMWGORAPFB
**Sample Date:** 9/23/20 17:00
**Customer ID:**
**Delivery Date:** 9/24/20 09:05

**Description:** Gorgas Ash Pond Field Blank-4

**Laboratory ID Number:** BA17904

| Sample | Analysis | Units | MB | MB Limit | Spike | MS | Sample Duplicate | Standard | Standard Limit | Rec | Rec Limit | Prec | Prec Limit |
|---|---|---|---|---|---|---|---|---|---|---|---|---|---|
| BA17909 | Solids, Dissolved | mg/L | -1.00 | 25 | | | 3620 | 50.0 | 40 to 60 | | | 0.958 | 5 |
| BA17909 | Fluoride | mg/L | 0.0182 | 0.05 | 2.50 | 3.31 | 0.677 | 2.61 | 2.25 to 2.75 | 107 | 80 to 120 | 5.46 | 20 |
| BA17909 | Chloride | mg/L | 0.212 | 0.50 | 1000 | 2040 | 1080 | 10.7 | 9 to 11 | 94.0 | 80 to 120 | 1.83 | 20 |
| BA17907 | Sulfate | mg/L | -0.621 | 0.50 | 20.0 | 30.5 | 12.7 | 20.3 | 18 to 22 | 86.5 | 80 to 120 | 3.86 | 20 |

**Comments:**

Reported: 11/3/2020
Version: 3.1
COA_CCR

Alabama Power
General Test Laboratory
744 County Road 87, GSC #8
Calera, AL 35040

# Certificate Of Analysis

Alabama Power

**Description:** Gorgas Ash Pond Equipment Blank-1

**Location Code:** WMWGORAPEB
**Collected:** 9/23/20 17:10
**Customer ID:**
**Submittal Date:** 9/24/20 09:05

**Laboratory ID Number:** BA17905

| Name | Prepared | Analyzed | Vio Spec | DF | Results | Units | MDL | RL | Q |
|---|---|---|---|---|---|---|---|---|---|
| ***Analytical Method: EPA 200.7*** | ***Analyst: RDA*** | | | | ***Preparation Method: EPA 1638*** | | | | |
| * Boron, Total | 10/5/20 10:25 | 10/7/20 13:40 | | 1.015 | Not Detected | mg/L | 0.03 | 0.1 | U |
| * Calcium, Total | 10/5/20 10:25 | 10/7/20 13:40 | | 1.015 | Not Detected | mg/L | 0.1 | 0.5 | U |
| * Iron, Total | 10/5/20 10:25 | 10/7/20 13:40 | | 1.015 | Not Detected | mg/L | 0.02 | 0.05 | U |
| * Lithium, Total | 10/5/20 10:25 | 10/7/20 13:40 | | 1.015 | Not Detected | mg/L | 0.01 | 0.02 | U |
| * Magnesium, Total | 10/5/20 10:25 | 10/7/20 13:40 | | 1.015 | Not Detected | mg/L | 0.1 | 0.5 | U |
| * Sodium, Total | 10/5/20 10:25 | 10/7/20 13:40 | | 1.015 | Not Detected | mg/L | 0.1 | 0.5 | U |
| ***Analytical Method: EPA 200.8*** | ***Analyst: DLJ*** | | | | ***Preparation Method: EPA 1638*** | | | | |
| * Antimony, Total | 9/28/20 11:12 | 9/29/20 20:41 | | 1.015 | Not Detected | mg/L | 0.0008 | 0.003 | U |
| * Arsenic, Total | 9/28/20 11:12 | 9/29/20 20:41 | | 1.015 | Not Detected | mg/L | 0.001 | 0.005 | U |
| * Barium, Total | 9/28/20 11:12 | 10/1/20 15:26 | | 1.015 | Not Detected | mg/L | 0.002 | 0.01 | U |
| * Beryllium, Total | 9/28/20 11:12 | 9/29/20 20:41 | | 1.015 | Not Detected | mg/L | 0.0006 | 0.003 | U |
| * Cadmium, Total | 9/28/20 11:12 | 9/29/20 20:41 | | 1.015 | Not Detected | mg/L | 0.0003 | 0.001 | U |
| * Chromium, Total | 9/28/20 11:12 | 9/29/20 20:41 | | 1.015 | Not Detected | mg/L | 0.002 | 0.01 | U |
| * Cobalt, Total | 9/28/20 11:12 | 9/29/20 20:41 | | 1.015 | Not Detected | mg/L | 0.002 | 0.005 | U |
| * Lead, Total | 9/28/20 11:12 | 9/29/20 20:41 | | 1.015 | Not Detected | mg/L | 0.001 | 0.005 | U |
| * Molybdenum, Total | 9/28/20 11:12 | 9/29/20 20:41 | | 1.015 | Not Detected | mg/L | 0.002 | 0.01 | U |
| * Manganese, Total | 9/28/20 11:12 | 9/29/20 20:41 | | 1.015 | Not Detected | mg/L | 0.001 | 0.005 | U |
| * Potassium, Total | 9/28/20 11:12 | 9/29/20 20:41 | | 1.015 | Not Detected | mg/L | 0.3 | 2.5 | U |
| * Selenium, Total | 9/28/20 11:12 | 9/29/20 20:41 | | 1.015 | Not Detected | mg/L | 0.002 | 0.01 | U |
| * Thallium, Total | 9/28/20 11:12 | 9/29/20 20:41 | | 1.015 | Not Detected | mg/L | 0.0002 | 0.001 | U |
| ***Analytical Method: EPA 245.1*** | ***Analyst: GAS*** | | | | | | | | |
| * Mercury, Total by CVAA | 9/30/20 12:24 | 10/2/20 11:32 | | 1 | Not Detected | mg/L | 0.0003 | 0.0005 | U |
| ***Analytical Method: SM 2540C*** | ***Analyst: TJW*** | | | | | | | | |
| * Solids, Dissolved | 9/25/20 13:30 | 9/29/20 08:00 | | 1 | Not Detected | mg/L | | 25 | U |
| ***Analytical Method: SM4500Cl E*** | ***Analyst: JCC*** | | | | | | | | |
| * Chloride | 9/25/20 14:35 | 9/25/20 14:35 | | 1 | Not Detected | mg/L | 0.50 | 1 | U |
| ***Analytical Method: SM4500F G 2017*** | ***Analyst: JCC*** | | | | | | | | |
| * Fluoride | 9/28/20 13:13 | 9/28/20 13:13 | | 1 | Not Detected | mg/L | 0.06 | 0.1 | U |
| ***Analytical Method: SM4500SO4 E 2011*** | ***Analyst: JCC*** | | | | | | | | |
| * Sulfate | 9/24/20 14:44 | 9/24/20 14:44 | | 1 | Not Detected | mg/L | 0.50 | 1 | U |

MDL's and RL's are adjusted for sample dilution, as applicable

**Comments:**

Reported: 11/3/2020
Version: 3.1
COA_CCR

Alabama Power
General Test Laboratory
744 County Road 87, GSC #8
Calera, AL 35040

# Batch QC Summary

Alabama Power

**Customer Account:** WMWGORAPEB
**Sample Date:** 9/23/20 17:10
**Customer ID:**
**Delivery Date:** 9/24/20 09:05

**Description**:Gorgas Ash Pond Equipment Blank-1

**Laboratory ID Number:** BA17905

| Sample | Analysis | Units | MB | MB Limit | Spike | MS | MSD | Standard | Standard Limit | Rec | Rec Limit | Prec | Prec Limit |
|---|---|---|---|---|---|---|---|---|---|---|---|---|---|
| BA17909 | Lead, Total | mg/L | 0.000007 | 0.0001474 | 0.100 | 0.106 | 0.105 | 0.105 | 0.085 to 0.115 | 106 | 70 to 130 | 0.948 | 20 |
| BA17906 | Iron, Total | mg/L | 0.000757 | 0.0176 | 0.2 | 0.660 | 0.653 | 0.193 | 0.17 to 0.23 | 96.0 | 70 to 130 | 1.07 | 20 |
| BA17909 | Cadmium, Total | mg/L | 0.00000 | 0.0001474 | 0.100 | 0.0960 | 0.0977 | 0.104 | 0.085 to 0.115 | 96.0 | 70 to 130 | 1.76 | 20 |
| BA17909 | Potassium, Total | mg/L | 0.0382 | 0.3674 | 10.0 | 194 | 198 | 9.69 | 8.5 to 11.5 | 10.0 | 70 to 130 | 2.04 | 20 |
| BA17909 | Antimony, Total | mg/L | 0.000377 | 0.001 | 0.100 | 0.107 | 0.110 | 0.0990 | 0.085 to 0.115 | 107 | 70 to 130 | 2.76 | 20 |
| BA17906 | Sodium, Total | mg/L | 0.00118 | 0.044 | 5.00 | 99.2 | 99.7 | 4.80 | 4.25 to 5.75 | 116 | 70 to 130 | 0.503 | 20 |
| BA17909 | Molybdenum, Total | mg/L | 0.0000274 | 0.0001474 | 0.100 | 0.215 | 0.219 | 0.108 | 0.085 to 0.115 | 95.0 | 70 to 130 | 1.84 | 20 |
| BA17906 | Lithium, Total | mg/L | 0.0000227 | 0.0154 | 0.20 | 0.285 | 0.284 | 0.184 | 0.17 to 0.23 | 97.8 | 70 to 130 | 0.351 | 20 |
| BA17909 | Manganese, Total | mg/L | 0.0000196 | 0.0001474 | 0.100 | 0.148 | 0.154 | 0.0982 | 0.085 to 0.115 | 102 | 70 to 130 | 3.97 | 20 |
| BA17909 | Thallium, Total | mg/L | 0.0000139 | 0.0001474 | 0.100 | 0.101 | 0.100 | 0.103 | 0.085 to 0.115 | 101 | 70 to 130 | 0.995 | 20 |
| BA17909 | Arsenic, Total | mg/L | 0.0000117 | 0.0001474 | 0.100 | 0.108 | 0.109 | 0.106 | 0.085 to 0.115 | 98.0 | 70 to 130 | 0.922 | 20 |
| BA17909 | Cobalt, Total | mg/L | -0.0000098 | 0.0001474 | 0.100 | 0.102 | 0.105 | 0.108 | 0.085 to 0.115 | 102 | 70 to 130 | 2.90 | 20 |
| BA17906 | Boron, Total | mg/L | 0.000485 | 0.0650254 | 1.00 | 1.45 | 1.45 | 0.973 | 0.85 to 1.15 | 95.9 | 70 to 130 | 0.00 | 20 |
| BA17906 | Magnesium, Total | mg/L | -0.00184 | 0.0462 | 5.00 | 15.1 | 14.9 | 4.88 | 4.25 to 5.75 | 98.0 | 70 to 130 | 1.33 | 20 |
| BA17909 | Barium, Total | mg/L | -0.0000061 | 0.0002 | 0.10 | 0.154 | 0.150 | 0.106 | 0.085 to 0.115 | 110 | 70 to 130 | 2.63 | 20 |
| BA17909 | Chromium, Total | mg/L | 0.000115 | 0.00044 | 0.100 | 0.0999 | 0.104 | 0.105 | 0.085 to 0.115 | 99.9 | 70 to 130 | 4.02 | 20 |
| BA17906 | Calcium, Total | mg/L | 0.000921 | 0.1518 | 5.00 | 49.2 | 49.6 | 4.86 | 4.25 to 5.75 | 208 | 70 to 130 | 0.810 | 20 |
| BA17906 | Mercury, Total by CVAA | mg/L | 0.0000622 | 0.0005 | 0.004 | 0.00384 | 0.00386 | 0.00386 | 0.0034 to 0.0046 | 96.0 | 70 to 130 | 0.519 | 20 |
| BA17909 | Beryllium, Total | mg/L | 0.0000025 | 0.00088 | 0.100 | 0.0869 | 0.0870 | 0.0970 | 0.085 to 0.115 | 86.9 | 70 to 130 | 0.115 | 20 |
| BA17909 | Selenium, Total | mg/L | 0.000192 | 0.001 | 0.100 | 0.0914 | 0.0940 | 0.107 | 0.085 to 0.115 | 91.4 | 70 to 130 | 2.80 | 20 |

**Comments:**

Reported: 11/3/2020
Version: 3.1
COA_CCR

Alabama Power
General Test Laboratory
744 County Road 87, GSC #8
Calera, AL 35040

Alabama Power

# Batch QC Summary

**Customer Account:** WMWGORAPEB
**Sample Date:** 9/23/20 17:10
**Customer ID:**
**Delivery Date:** 9/24/20 09:05

**Description:** Gorgas Ash Pond Equipment Blank-1

**Laboratory ID Number:** BA17905

| Sample | Analysis | Units | MB | MB Limit | Spike | MS | Sample Duplicate | Standard | Standard Limit | Rec | Rec Limit | Prec | Prec Limit |
|---|---|---|---|---|---|---|---|---|---|---|---|---|---|
| BA17909 | Fluoride | mg/L | 0.0182 | 0.05 | 2.50 | 3.31 | 0.677 | 2.61 | 2.25 to 2.75 | 107 | 80 to 120 | 5.46 | 20 |
| BA17909 | Solids, Dissolved | mg/L | -1.00 | 25 | | | 3620 | 50.0 | 40 to 60 | | | 0.958 | 5 |
| BA17909 | Chloride | mg/L | 0.212 | 0.50 | 1000 | 2040 | 1080 | 10.7 | 9 to 11 | 94.0 | 80 to 120 | 1.83 | 20 |
| BA17907 | Sulfate | mg/L | -0.621 | 0.50 | 20.0 | 30.5 | 12.7 | 20.3 | 18 to 22 | 86.5 | 80 to 120 | 3.86 | 20 |

**Comments:**

Reported: 11/3/2020
Version: 3.1
COA_CCR

Alabama Power
General Test Laboratory
744 County Road 87, GSC #8
Calera, AL 35040

# Certificate Of Analysis

Alabama Power

**Description:** Gorgas Ash Pond - MW-18

**Location Code:** WMWGORAP
**Collected:** 9/23/20 18:05
**Customer ID:**
**Submittal Date:** 9/24/20 09:05

**Laboratory ID Number:** BA17906

| Name | Prepared | Analyzed | Vio Spec | DF | Results | Units | MDL | RL | Q |
|---|---|---|---|---|---|---|---|---|---|
| ***Analytical Method: EPA 200.7*** | ***Analyst: RDA*** | | | | ***Preparation Method: EPA 1638*** | | | | |
| * Boron, Total | 10/5/20 10:25 | 10/7/20 13:44 | | 1.015 | 0.491 | mg/L | 0.03 | 0.1 | |
| * Calcium, Total | 10/5/20 10:25 | 10/7/20 13:44 | | 1.015 | 38.8 | mg/L | 0.1 | 0.5 | RA |
| * Iron, Total | 10/5/20 10:25 | 10/7/20 13:44 | | 1.015 | 0.468 | mg/L | 0.02 | 0.05 | |
| * Lithium, Total | 10/5/20 10:25 | 10/7/20 13:44 | | 1.015 | 0.0895 | mg/L | 0.01 | 0.02 | |
| * Magnesium, Total | 10/5/20 10:25 | 10/7/20 13:44 | | 1.015 | 10.2 | mg/L | 0.1 | 0.5 | |
| * Sodium, Total | 10/5/20 10:25 | 10/7/20 14:28 | | 10.15 | 93.4 | mg/L | 1.015 | 5.075 | |
| ***Analytical Method: EPA 200.7*** | ***Analyst: RDA*** | | | | | | | | |
| * Iron, Dissolved | 10/5/20 11:33 | 10/6/20 11:53 | | 1.015 | 0.370 | mg/L | 0.02 | 0.05 | |
| ***Analytical Method: EPA 200.8*** | ***Analyst: DLJ*** | | | | ***Preparation Method: EPA 1638*** | | | | |
| * Antimony, Total | 9/28/20 11:12 | 9/29/20 20:44 | | 1.015 | Not Detected | mg/L | 0.0008 | 0.003 | U |
| * Arsenic, Total | 9/28/20 11:12 | 9/29/20 20:44 | | 1.015 | 0.00873 | mg/L | 0.001 | 0.005 | |
| * Barium, Total | 9/28/20 11:12 | 10/1/20 15:28 | | 1.015 | 0.0911 | mg/L | 0.002 | 0.01 | |
| * Beryllium, Total | 9/28/20 11:12 | 9/29/20 20:44 | | 1.015 | Not Detected | mg/L | 0.0006 | 0.003 | U |
| * Cadmium, Total | 9/28/20 11:12 | 9/29/20 20:44 | | 1.015 | Not Detected | mg/L | 0.0003 | 0.001 | U |
| * Chromium, Total | 9/28/20 11:12 | 9/29/20 20:44 | | 1.015 | Not Detected | mg/L | 0.002 | 0.01 | U |
| * Cobalt, Total | 9/28/20 11:12 | 9/29/20 20:44 | | 1.015 | Not Detected | mg/L | 0.002 | 0.005 | U |
| * Lead, Total | 9/28/20 11:12 | 9/29/20 20:44 | | 1.015 | Not Detected | mg/L | 0.001 | 0.005 | U |
| * Molybdenum, Total | 9/28/20 11:12 | 9/29/20 20:44 | | 1.015 | 0.0440 | mg/L | 0.002 | 0.01 | |
| * Potassium, Total | 9/28/20 11:12 | 9/29/20 20:44 | | 1.015 | 1.87 | mg/L | 0.3 | 2.5 | J |
| * Manganese, Total | 9/28/20 11:12 | 9/29/20 20:44 | | 1.015 | 0.146 | mg/L | 0.001 | 0.005 | |
| * Selenium, Total | 9/28/20 11:12 | 9/29/20 20:44 | | 1.015 | Not Detected | mg/L | 0.002 | 0.01 | U |
| * Thallium, Total | 9/28/20 11:12 | 9/29/20 20:44 | | 1.015 | Not Detected | mg/L | 0.0002 | 0.001 | U |
| ***Analytical Method: EPA 200.8*** | ***Analyst: DLJ*** | | | | | | | | |
| * Manganese, Dissolved | 9/28/20 09:17 | 9/29/20 15:30 | | 1.015 | 0.155 | mg/L | 0.001 | 0.005 | |
| ***Analytical Method: EPA 245.1*** | ***Analyst: GAS*** | | | | | | | | |
| * Mercury, Total by CVAA | 9/30/20 12:24 | 10/2/20 11:34 | | 1 | Not Detected | mg/L | 0.0003 | 0.0005 | U |
| ***Analytical Method: SM 2320 B*** | ***Analyst: JAG*** | | | | | | | | |
| Alkalinity, Total as CaCO3 | 10/1/20 13:00 | 10/1/20 13:20 | | 1 | 274 | mg/L | | 0.1 | |
| ***Analytical Method: SM 2540C*** | ***Analyst: TJW*** | | | | | | | | |
| * Solids, Dissolved | 9/25/20 13:30 | 9/29/20 08:00 | | 1 | 380 | mg/L | | 25 | |

MDL's and RL's are adjusted for sample dilution, as applicable

**Comments:** The client submitted filtered samples for dissolved analysis, but no MB or LCS were submitted. Therefore, dissolved data is qualified.
LBM 10/16/20

Reported: 11/3/2020
Version: 3.1
COA_CCR

Alabama Power
General Test Laboratory
744 County Road 87, GSC #8
Calera, AL 35040

# *Certificate Of Analysis*

Alabama Power

**Description:** Gorgas Ash Pond - MW-18

**Location Code:** WMWGORAP
**Collected:** 9/23/20 18:05
**Customer ID:**
**Submittal Date:** 9/24/20 09:05

**Laboratory ID Number:** BA17906

| Name | Prepared | Analyzed | Vio Spec | DF | Results | Units | MDL | RL | Q |
|---|---|---|---|---|---|---|---|---|---|
| ***Analytical Method: SM 4500CO2 D*** | ***Analyst: JAG*** | | | | | | | | |
| Bicarbonate Alkalinity, (calc.) | 10/1/20 13:00 | 10/1/20 13:20 | | 1 | 272 | mg/L | | | |
| Carbonate Alkalinity, (calc.) | 10/1/20 13:00 | 10/1/20 13:20 | | 1 | 1.58 | mg/L | | | |
| ***Analytical Method: SM4500Cl E*** | ***Analyst: JCC*** | | | | | | | | |
| * Chloride | 9/25/20 14:36 | 9/25/20 14:36 | | 1 | 5.29 | mg/L | 0.50 | 1 | |
| ***Analytical Method: SM4500F G 2017*** | ***Analyst: JCC*** | | | | | | | | |
| * Fluoride | 9/28/20 13:14 | 9/28/20 13:14 | | 1 | 0.575 | mg/L | 0.06 | 0.1 | |
| ***Analytical Method: SM4500SO4 E 2011*** | ***Analyst: JCC*** | | | | | | | | |
| * Sulfate | 9/24/20 14:53 | 9/24/20 14:53 | | 5 | 88.9 | mg/L | 2.50 | 5 | |
| ***Analytical Method: Field Measurements*** | ***Analyst: TJD*** | | | | | | | | |
| Conductivity | 9/23/20 18:03 | 9/23/20 18:03 | | | 541.36 | uS/cm | | | FA |
| pH | 9/23/20 18:03 | 9/23/20 18:03 | | | 7.54 | SU | | | FA |
| Temperature | 9/23/20 18:03 | 9/23/20 18:03 | | | 16.99 | C | | | FA |
| Turbidity | 9/23/20 18:03 | 9/23/20 18:03 | | | 2.93 | NTU | | | FA |

MDL's and RL's are adjusted for sample dilution, as applicable

**Comments:** The client submitted filtered samples for dissolved analysis, but no MB or LCS were submitted. Therefore, dissolved data is qualified.
LBM 10/16/20

Reported: 11/3/2020
Version: 3.1
COA_CCR

Alabama Power
General Test Laboratory
744 County Road 87, GSC #8
Calera, AL 35040

# Batch QC Summary

Alabama Power

**Customer Account:** WMWGORAP
**Sample Date:** 9/23/20 18:05
**Customer ID:**
**Delivery Date:** 9/24/20 09:05

**Description**: Gorgas Ash Pond - MW-18

**Laboratory ID Number:** BA17906

| Sample | Analysis | Units | MB | MB Limit | Spike | MS | MSD | Standard | Standard Limit | Rec | Rec Limit | Prec | Prec Limit |
|---|---|---|---|---|---|---|---|---|---|---|---|---|---|
| BA17909 | Lead, Total | mg/L | 0.000007 | 0.0001474 | 0.100 | 0.106 | 0.105 | 0.105 | 0.085 to 0.115 | 106 | 70 to 130 | 0.948 | 20 |
| BA17909 | Arsenic, Total | mg/L | 0.0000117 | 0.0001474 | 0.100 | 0.108 | 0.109 | 0.106 | 0.085 to 0.115 | 98.0 | 70 to 130 | 0.922 | 20 |
| BA17909 | Cobalt, Total | mg/L | -0.0000098 | 0.0001474 | 0.100 | 0.102 | 0.105 | 0.108 | 0.085 to 0.115 | 102 | 70 to 130 | 2.90 | 20 |
| BA17906 | Lithium, Total | mg/L | 0.0000227 | 0.0154 | 0.20 | 0.285 | 0.284 | 0.184 | 0.17 to 0.23 | 97.8 | 70 to 130 | 0.351 | 20 |
| BA17909 | Manganese, Total | mg/L | 0.0000196 | 0.0001474 | 0.100 | 0.148 | 0.154 | 0.0982 | 0.085 to 0.115 | 102 | 70 to 130 | 3.97 | 20 |
| BA17909 | Thallium, Total | mg/L | 0.0000139 | 0.0001474 | 0.100 | 0.101 | 0.100 | 0.103 | 0.085 to 0.115 | 101 | 70 to 130 | 0.995 | 20 |
| BA17906 | Iron, Total | mg/L | 0.000757 | 0.0176 | 0.2 | 0.660 | 0.653 | 0.193 | 0.17 to 0.23 | 96.0 | 70 to 130 | 1.07 | 20 |
| BA17908 | Iron, Dissolved | mg/L | 0.000412 | 0.0176 | 0.2 | 1.48 | 1.47 | 0.190 | 0.17 to 0.23 | 90.0 | 70 to 130 | 0.678 | 20 |
| BA17909 | Cadmium, Total | mg/L | 0.00000 | 0.0001474 | 0.100 | 0.0960 | 0.0977 | 0.104 | 0.085 to 0.115 | 96.0 | 70 to 130 | 1.76 | 20 |
| BA17909 | Potassium, Total | mg/L | 0.0382 | 0.3674 | 10.0 | 194 | 198 | 9.69 | 8.5 to 11.5 | 10.0 | 70 to 130 | 2.04 | 20 |
| BA17909 | Antimony, Total | mg/L | 0.000377 | 0.001 | 0.100 | 0.107 | 0.110 | 0.0990 | 0.085 to 0.115 | 107 | 70 to 130 | 2.76 | 20 |
| BA17906 | Calcium, Total | mg/L | 0.000921 | 0.1518 | 5.00 | 49.2 | 49.6 | 4.86 | 4.25 to 5.75 | 208 | 70 to 130 | 0.810 | 20 |
| BA17906 | Mercury, Total by CVAA | mg/L | 0.0000622 | 0.0005 | 0.004 | 0.00384 | 0.00386 | 0.00386 | 0.0034 to 0.0046 | 96.0 | 70 to 130 | 0.519 | 20 |
| BA17907 | Manganese, Dissolved | mg/L | -0.0000068 | 0.0001474 | 0.10 | 0.110 | 0.107 | 0.103 | 0.085 to 0.115 | 110 | 70 to 130 | 2.76 | 20 |
| BA17909 | Beryllium, Total | mg/L | 0.0000025 | 0.00088 | 0.100 | 0.0869 | 0.0870 | 0.0970 | 0.085 to 0.115 | 86.9 | 70 to 130 | 0.115 | 20 |
| BA17909 | Selenium, Total | mg/L | 0.000192 | 0.001 | 0.100 | 0.0914 | 0.0940 | 0.107 | 0.085 to 0.115 | 91.4 | 70 to 130 | 2.80 | 20 |
| BA17906 | Boron, Total | mg/L | 0.000485 | 0.0650254 | 1.00 | 1.45 | 1.45 | 0.973 | 0.85 to 1.15 | 95.9 | 70 to 130 | 0.00 | 20 |
| BA17906 | Magnesium, Total | mg/L | -0.00184 | 0.0462 | 5.00 | 15.1 | 14.9 | 4.88 | 4.25 to 5.75 | 98.0 | 70 to 130 | 1.33 | 20 |
| BA17909 | Barium, Total | mg/L | -0.0000061 | 0.0002 | 0.10 | 0.154 | 0.150 | 0.106 | 0.085 to 0.115 | 110 | 70 to 130 | 2.63 | 20 |
| BA17909 | Chromium, Total | mg/L | 0.000115 | 0.00044 | 0.100 | 0.0999 | 0.104 | 0.105 | 0.085 to 0.115 | 99.9 | 70 to 130 | 4.02 | 20 |
| BA17906 | Sodium, Total | mg/L | 0.00118 | 0.044 | 5.00 | 99.2 | 99.7 | 4.80 | 4.25 to 5.75 | 116 | 70 to 130 | 0.503 | 20 |
| BA17909 | Molybdenum, Total | mg/L | 0.0000274 | 0.0001474 | 0.100 | 0.215 | 0.219 | 0.108 | 0.085 to 0.115 | 95.0 | 70 to 130 | 1.84 | 20 |

**Comments:** The client submitted filtered samples for dissolved analysis, but no MB or LCS were submitted. Therefore, dissolved data is qualified.
LBM 10/16/20

Reported: 11/3/2020
Version: 3.1
COA_CCR

Alabama Power
General Test Laboratory
744 County Road 87, GSC #8
Calera, AL 35040

Alabama Power

# Batch QC Summary

**Customer Account:** WMWGORAP
**Sample Date:** 9/23/20 18:05
**Customer ID:**
**Delivery Date:** 9/24/20 09:05

**Description:** Gorgas Ash Pond - MW-18

**Laboratory ID Number:** BA17906

| Sample | Analysis | Units | MB | MB Limit | Spike | MS | Sample Duplicate | Standard | Standard Limit | Rec | Rec Limit | Prec | Prec Limit |
|---|---|---|---|---|---|---|---|---|---|---|---|---|---|
| BA17909 | Solids, Dissolved | mg/L | -1.00 | 25 | | | 3620 | 50.0 | 40 to 60 | | | 0.958 | 5 |
| BA17909 | Fluoride | mg/L | 0.0182 | 0.05 | 2.50 | 3.31 | 0.677 | 2.61 | 2.25 to 2.75 | 107 | 80 to 120 | 5.46 | 20 |
| BA17909 | Alkalinity, Total as CaCO3 | mg/L | | | | | 283 | 51.0 | 45.0 to 55.0 | | | 1.40 | 10 |
| BA17909 | Chloride | mg/L | 0.212 | 0.50 | 1000 | 2040 | 1080 | 10.7 | 9 to 11 | 94.0 | 80 to 120 | 1.83 | 20 |
| BA17907 | Sulfate | mg/L | -0.621 | 0.50 | 20.0 | 30.5 | 12.7 | 20.3 | 18 to 22 | 86.5 | 80 to 120 | 3.86 | 20 |

**Comments:** The client submitted filtered samples for dissolved analysis, but no MB or LCS were submitted. Therefore, dissolved data is qualified.
LBM 10/16/20

Reported: 11/3/2020
Version: 3.1
COA_CCR

Alabama Power
General Test Laboratory
744 County Road 87, GSC #8
Calera, AL 35040

# Certificate Of Analysis

Alabama Power

**Description:** Gorgas Ash Pond - MW-15

**Location Code:** WMWGORAP
**Collected:** 9/23/20 11:37
**Customer ID:**
**Submittal Date:** 9/24/20 09:05

**Laboratory ID Number:** BA17907

| Name | Prepared | Analyzed | Vio Spec | DF | Results | Units | MDL | RL | Q |
|---|---|---|---|---|---|---|---|---|---|
| ***Analytical Method: EPA 200.7*** | ***Analyst: RDA*** | | | | ***Preparation Method: EPA 1638*** | | | | |
| * Boron, Total | 10/5/20 10:25 | 10/7/20 14:01 | | 1.015 | 0.0537 | mg/L | 0.03 | 0.1 | J |
| * Calcium, Total | 10/5/20 10:25 | 10/7/20 14:01 | | 1.015 | 3.83 | mg/L | 0.1 | 0.5 | |
| * Iron, Total | 10/5/20 10:25 | 10/7/20 14:01 | | 1.015 | 0.0770 | mg/L | 0.02 | 0.05 | |
| * Lithium, Total | 10/5/20 10:25 | 10/7/20 14:01 | | 1.015 | 0.414 | mg/L | 0.01 | 0.02 | |
| * Magnesium, Total | 10/5/20 10:25 | 10/7/20 14:01 | | 1.015 | 0.372 | mg/L | 0.1 | 0.5 | J |
| * Sodium, Total | 10/5/20 10:25 | 10/7/20 14:38 | | 10.15 | 255 | mg/L | 1.015 | 5.075 | |
| ***Analytical Method: EPA 200.7*** | ***Analyst: RDA*** | | | | | | | | |
| * Iron, Dissolved | 10/5/20 11:33 | 10/6/20 11:56 | | 1.015 | Not Detected | mg/L | 0.02 | 0.05 | U |
| ***Analytical Method: EPA 200.8*** | ***Analyst: DLJ*** | | | | ***Preparation Method: EPA 1638*** | | | | |
| * Antimony, Total | 9/28/20 11:12 | 9/29/20 20:47 | | 1.015 | 0.000844 | mg/L | 0.0008 | 0.003 | J |
| * Arsenic, Total | 9/28/20 11:12 | 9/29/20 20:47 | | 1.015 | 0.0165 | mg/L | 0.001 | 0.005 | |
| * Barium, Total | 9/28/20 11:12 | 10/1/20 15:31 | | 1.015 | 0.119 | mg/L | 0.002 | 0.01 | |
| * Beryllium, Total | 9/28/20 11:12 | 9/29/20 20:47 | | 1.015 | Not Detected | mg/L | 0.0006 | 0.003 | U |
| * Cadmium, Total | 9/28/20 11:12 | 9/29/20 20:47 | | 1.015 | Not Detected | mg/L | 0.0003 | 0.001 | U |
| * Chromium, Total | 9/28/20 11:12 | 9/29/20 20:47 | | 1.015 | Not Detected | mg/L | 0.002 | 0.01 | U |
| * Cobalt, Total | 9/28/20 11:12 | 9/29/20 20:47 | | 1.015 | Not Detected | mg/L | 0.002 | 0.005 | U |
| * Lead, Total | 9/28/20 11:12 | 9/29/20 20:47 | | 1.015 | Not Detected | mg/L | 0.001 | 0.005 | U |
| * Molybdenum, Total | 9/28/20 11:12 | 9/29/20 20:47 | | 1.015 | 0.0744 | mg/L | 0.002 | 0.01 | |
| * Potassium, Total | 9/28/20 11:12 | 9/29/20 20:47 | | 1.015 | 10.4 | mg/L | 0.3 | 2.5 | |
| * Manganese, Total | 9/28/20 11:12 | 9/29/20 20:47 | | 1.015 | 0.00123 | mg/L | 0.001 | 0.005 | J |
| * Selenium, Total | 9/28/20 11:12 | 9/29/20 20:47 | | 1.015 | Not Detected | mg/L | 0.002 | 0.01 | U |
| * Thallium, Total | 9/28/20 11:12 | 9/29/20 20:47 | | 1.015 | Not Detected | mg/L | 0.0002 | 0.001 | U |
| ***Analytical Method: EPA 200.8*** | ***Analyst: DLJ*** | | | | | | | | |
| * Manganese, Dissolved | 9/28/20 09:17 | 9/29/20 15:33 | | 1.015 | Not Detected | mg/L | 0.001 | 0.005 | U |
| ***Analytical Method: EPA 245.1*** | ***Analyst: GAS*** | | | | | | | | |
| * Mercury, Total by CVAA | 10/6/20 08:20 | 10/6/20 12:37 | | 1 | Not Detected | mg/L | 0.0003 | 0.0005 | U |
| ***Analytical Method: SM 2320 B*** | ***Analyst: JAG*** | | | | | | | | |
| Alkalinity, Total as CaCO3 | 10/1/20 13:00 | 10/1/20 13:20 | | 1 | 575 | mg/L | | 0.1 | |
| ***Analytical Method: SM 2540C*** | ***Analyst: TJW*** | | | | | | | | |
| * Solids, Dissolved | 9/25/20 13:30 | 9/29/20 08:00 | | 1 | 600 | mg/L | | 100 | |

MDL's and RL's are adjusted for sample dilution, as applicable

**Comments:** The client submitted filtered samples for dissolved analysis, but no MB or LCS were submitted. Therefore, dissolved data is qualified.
LBM 10/16/20

Reported: 11/3/2020
Version: 3.1
COA_CCR

Alabama Power
General Test Laboratory
744 County Road 87, GSC #8
Calera, AL 35040

# *Certificate Of Analysis*

Alabama Power

**Description:** Gorgas Ash Pond - MW-15

**Location Code:** WMWGORAP
**Collected:** 9/23/20 11:37
**Customer ID:**
**Submittal Date:** 9/24/20 09:05

**Laboratory ID Number:** BA17907

| Name | Prepared | Analyzed | Vio Spec | DF | Results | Units | MDL | RL | Q |
|---|---|---|---|---|---|---|---|---|---|
| ***Analytical Method: SM 4500CO2 D*** | ***Analyst: JAG*** | | | | | | | | |
| Bicarbonate Alkalinity, (calc.) | 10/1/20 13:00 | 10/1/20 13:20 | | 1 | 3.08 | mg/L | | | |
| Carbonate Alkalinity, (calc.) | 10/1/20 13:00 | 10/1/20 13:20 | | 1 | 210 | mg/L | | | |
| ***Analytical Method: SM4500Cl E*** | ***Analyst: JCC*** | | | | | | | | |
| * Chloride | 9/25/20 14:37 | 9/25/20 14:37 | | 1 | 6.00 | mg/L | 0.50 | 1 | |
| ***Analytical Method: SM4500F G 2017*** | ***Analyst: JCC*** | | | | | | | | |
| * Fluoride | 9/28/20 13:15 | 9/28/20 13:15 | | 1 | 0.452 | mg/L | 0.06 | 0.1 | |
| ***Analytical Method: SM4500SO4 E 2011*** | ***Analyst: JCC*** | | | | | | | | |
| * Sulfate | 9/24/20 14:47 | 9/24/20 14:47 | | 1 | 13.2 | mg/L | 0.50 | 1 | |
| ***Analytical Method: Field Measurements*** | ***Analyst: DKG*** | | | | | | | | |
| Conductivity | 9/23/20 11:34 | 9/23/20 11:34 | | | 1435.59 | uS/cm | | | FA |
| pH | 9/23/20 11:34 | 9/23/20 11:34 | | | 11.89 | SU | | | FA |
| Temperature | 9/23/20 11:34 | 9/23/20 11:34 | | | 20.02 | C | | | FA |
| Turbidity | 9/23/20 11:34 | 9/23/20 11:34 | | | 1.13 | NTU | | | FA |

MDL's and RL's are adjusted for sample dilution, as applicable

**Comments:** The client submitted filtered samples for dissolved analysis, but no MB or LCS were submitted. Therefore, dissolved data is qualified.
LBM 10/16/20

Reported: 11/3/2020
Version: 3.1
COA_CCR

Alabama Power
General Test Laboratory
744 County Road 87, GSC #8
Calera, AL 35040

# Batch QC Summary

Alabama Power

**Customer Account:** WMWGORAP
**Sample Date:** 9/23/20 11:37
**Customer ID:**
**Delivery Date:** 9/24/20 09:05

**Description**: Gorgas Ash Pond - MW-15

**Laboratory ID Number:** BA17907

| Sample | Analysis | Units | MB | MB Limit | Spike | MS | MSD | Standard | Standard Limit | Rec | Rec Limit | Prec | Prec Limit |
|---|---|---|---|---|---|---|---|---|---|---|---|---|---|
| BA17909 | Lead, Total | mg/L | 0.000007 | 0.0001474 | 0.100 | 0.106 | 0.105 | 0.105 | 0.085 to 0.115 | 106 | 70 to 130 | 0.948 | 20 |
| BA17909 | Manganese, Total | mg/L | 0.0000196 | 0.0001474 | 0.100 | 0.148 | 0.154 | 0.0982 | 0.085 to 0.115 | 102 | 70 to 130 | 3.97 | 20 |
| BA17909 | Thallium, Total | mg/L | 0.0000139 | 0.0001474 | 0.100 | 0.101 | 0.100 | 0.103 | 0.085 to 0.115 | 101 | 70 to 130 | 0.995 | 20 |
| BA17908 | Iron, Dissolved | mg/L | 0.000412 | 0.0176 | 0.2 | 1.48 | 1.47 | 0.190 | 0.17 to 0.23 | 90.0 | 70 to 130 | 0.678 | 20 |
| BA17909 | Cadmium, Total | mg/L | 0.00000 | 0.0001474 | 0.100 | 0.0960 | 0.0977 | 0.104 | 0.085 to 0.115 | 96.0 | 70 to 130 | 1.76 | 20 |
| BA17909 | Potassium, Total | mg/L | 0.0382 | 0.3674 | 10.0 | 194 | 198 | 9.69 | 8.5 to 11.5 | 10.0 | 70 to 130 | 2.04 | 20 |
| BA17909 | Antimony, Total | mg/L | 0.000377 | 0.001 | 0.100 | 0.107 | 0.110 | 0.0990 | 0.085 to 0.115 | 107 | 70 to 130 | 2.76 | 20 |
| BA17907 | Manganese, Dissolved | mg/L | -0.0000068 | 0.0001474 | 0.10 | 0.110 | 0.107 | 0.103 | 0.085 to 0.115 | 110 | 70 to 130 | 2.76 | 20 |
| BA17909 | Beryllium, Total | mg/L | 0.0000025 | 0.00088 | 0.100 | 0.0869 | 0.0870 | 0.0970 | 0.085 to 0.115 | 86.9 | 70 to 130 | 0.115 | 20 |
| BA17909 | Iron, Total | mg/L | 0.000757 | 0.0176 | 0.2 | 0.317 | 0.316 | 0.193 | 0.17 to 0.23 | 95.0 | 70 to 130 | 0.316 | 20 |
| BA17909 | Selenium, Total | mg/L | 0.000192 | 0.001 | 0.100 | 0.0914 | 0.0940 | 0.107 | 0.085 to 0.115 | 91.4 | 70 to 130 | 2.80 | 20 |
| BA17909 | Lithium, Total | mg/L | 0.0000227 | 0.0154 | 0.20 | 0.372 | 0.359 | 0.184 | 0.17 to 0.23 | 118 | 70 to 130 | 3.56 | 20 |
| BA17909 | Molybdenum, Total | mg/L | 0.0000274 | 0.0001474 | 0.100 | 0.215 | 0.219 | 0.108 | 0.085 to 0.115 | 95.0 | 70 to 130 | 1.84 | 20 |
| BA17909 | Arsenic, Total | mg/L | 0.0000117 | 0.0001474 | 0.100 | 0.108 | 0.109 | 0.106 | 0.085 to 0.115 | 98.0 | 70 to 130 | 0.922 | 20 |
| BA17909 | Cobalt, Total | mg/L | -0.0000098 | 0.0001474 | 0.100 | 0.102 | 0.105 | 0.108 | 0.085 to 0.115 | 102 | 70 to 130 | 2.90 | 20 |
| BA17909 | Magnesium, Total | mg/L | -0.00184 | 0.0462 | 5.00 | 33.2 | 32.6 | 4.88 | 4.25 to 5.75 | 100 | 70 to 130 | 1.82 | 20 |
| BA17909 | Barium, Total | mg/L | -0.0000061 | 0.0002 | 0.10 | 0.154 | 0.150 | 0.106 | 0.085 to 0.115 | 110 | 70 to 130 | 2.63 | 20 |
| BA17909 | Chromium, Total | mg/L | 0.000115 | 0.00044 | 0.100 | 0.0999 | 0.104 | 0.105 | 0.085 to 0.115 | 99.9 | 70 to 130 | 4.02 | 20 |
| BA17909 | Mercury, Total by CVAA | mg/L | -0.0000448 | 0.0005 | 0.004 | 0.00410 | 0.00414 | 0.00441 | 0.0034 to 0.0046 | 102 | 70 to 130 | 0.971 | 20 |
| BA17909 | Boron, Total | mg/L | 0.000485 | 0.0650254 | 1.00 | 1.14 | 1.13 | 0.973 | 0.85 to 1.15 | 101 | 70 to 130 | 0.881 | 20 |
| BA17909 | Calcium, Total | mg/L | 0.000921 | 0.1518 | 5.00 | 126 | 121 | 4.86 | 4.25 to 5.75 | 140 | 70 to 130 | 4.05 | 20 |
| BA17909 | Sodium, Total | mg/L | 0.00118 | 0.044 | 5.00 | 995 | 1020 | 4.80 | 4.25 to 5.75 | -500 | 70 to 130 | 2.48 | 20 |

**Comments:** The client submitted filtered samples for dissolved analysis, but no MB or LCS were submitted. Therefore, dissolved data is qualified.
LBM 10/16/20

Reported: 11/3/2020
Version: 3.1
COA_CCR

Alabama Power
General Test Laboratory
744 County Road 87, GSC #8
Calera, AL 35040

Alabama Power

# Batch QC Summary

**Customer Account:** WMWGORAP
**Sample Date:** 9/23/20 11:37
**Customer ID:**
**Delivery Date:** 9/24/20 09:05

**Description:** Gorgas Ash Pond - MW-15

**Laboratory ID Number:** BA17907

| Sample | Analysis | Units | MB | MB Limit | Spike | MS | Sample Duplicate | Standard | Standard Limit | Rec | Rec Limit | Prec | Prec Limit |
|---|---|---|---|---|---|---|---|---|---|---|---|---|---|
| BA17909 | Fluoride | mg/L | 0.0182 | 0.05 | 2.50 | 3.31 | 0.677 | 2.61 | 2.25 to 2.75 | 107 | 80 to 120 | 5.46 | 20 |
| BA17909 | Solids, Dissolved | mg/L | -1.00 | 25 | | | 3620 | 50.0 | 40 to 60 | | | 0.958 | 5 |
| BA17909 | Alkalinity, Total as CaCO3 | mg/L | | | | | 283 | 51.0 | 45.0 to 55.0 | | | 1.40 | 10 |
| BA17907 | Sulfate | mg/L | -0.621 | 0.50 | 20.0 | 30.5 | 12.7 | 20.3 | 18 to 22 | 86.5 | 80 to 120 | 3.86 | 20 |
| BA17909 | Chloride | mg/L | 0.212 | 0.50 | 1000 | 2040 | 1080 | 10.7 | 9 to 11 | 94.0 | 80 to 120 | 1.83 | 20 |

**Comments:** The client submitted filtered samples for dissolved analysis, but no MB or LCS were submitted. Therefore, dissolved data is qualified.
LBM 10/16/20

Reported: 11/3/2020
Version: 3.1
COA_CCR

Alabama Power
General Test Laboratory
744 County Road 87, GSC #8
Calera, AL 35040

# Certificate Of Analysis

Alabama Power

**Description:** Gorgas Ash Pond - MW-17V

**Location Code:** WMWGORAP
**Collected:** 9/23/20 13:49
**Customer ID:**
**Submittal Date:** 9/24/20 09:05

**Laboratory ID Number:** BA17908

| Name | Prepared | Analyzed | Vio Spec | DF | Results | Units | MDL | RL | Q |
|---|---|---|---|---|---|---|---|---|---|
| ***Analytical Method: EPA 200.7*** | ***Analyst: RDA*** | | | | ***Preparation Method: EPA 1638*** | | | | |
| * Boron, Total | 10/5/20 10:25 | 10/7/20 14:04 | | 1.015 | 0.0478 | mg/L | 0.03 | 0.1 | J |
| * Calcium, Total | 10/5/20 10:25 | 10/7/20 14:04 | | 1.015 | 29.3 | mg/L | 0.1 | 0.5 | |
| * Iron, Total | 10/5/20 10:25 | 10/7/20 14:04 | | 1.015 | 1.46 | mg/L | 0.02 | 0.05 | |
| * Lithium, Total | 10/5/20 10:25 | 10/7/20 14:04 | | 1.015 | 0.0574 | mg/L | 0.01 | 0.02 | |
| * Magnesium, Total | 10/5/20 10:25 | 10/7/20 14:04 | | 1.015 | 11.4 | mg/L | 0.1 | 0.5 | |
| * Sodium, Total | 10/5/20 10:25 | 10/7/20 14:41 | | 10.15 | 108 | mg/L | 1.015 | 5.075 | |
| ***Analytical Method: EPA 200.7*** | ***Analyst: RDA*** | | | | | | | | |
| * Iron, Dissolved | 10/5/20 11:33 | 10/6/20 11:59 | | 1.015 | 1.30 | mg/L | 0.02 | 0.05 | |
| ***Analytical Method: EPA 200.8*** | ***Analyst: DLJ*** | | | | ***Preparation Method: EPA 1638*** | | | | |
| * Antimony, Total | 9/28/20 11:12 | 9/29/20 20:49 | | 1.015 | Not Detected | mg/L | 0.0008 | 0.003 | U |
| * Arsenic, Total | 9/28/20 11:12 | 9/29/20 20:49 | | 1.015 | Not Detected | mg/L | 0.001 | 0.005 | U |
| * Barium, Total | 9/28/20 11:12 | 10/1/20 15:34 | | 1.015 | 0.299 | mg/L | 0.002 | 0.01 | |
| * Beryllium, Total | 9/28/20 11:12 | 9/29/20 20:49 | | 1.015 | Not Detected | mg/L | 0.0006 | 0.003 | U |
| * Cadmium, Total | 9/28/20 11:12 | 9/29/20 20:49 | | 1.015 | Not Detected | mg/L | 0.0003 | 0.001 | U |
| * Chromium, Total | 9/28/20 11:12 | 9/29/20 20:49 | | 1.015 | Not Detected | mg/L | 0.002 | 0.01 | U |
| * Cobalt, Total | 9/28/20 11:12 | 9/29/20 20:49 | | 1.015 | Not Detected | mg/L | 0.002 | 0.005 | U |
| * Lead, Total | 9/28/20 11:12 | 9/29/20 20:49 | | 1.015 | Not Detected | mg/L | 0.001 | 0.005 | U |
| * Molybdenum, Total | 9/28/20 11:12 | 9/29/20 20:49 | | 1.015 | 0.00664 | mg/L | 0.002 | 0.01 | J |
| * Potassium, Total | 9/28/20 11:12 | 9/29/20 20:49 | | 1.015 | 2.18 | mg/L | 0.3 | 2.5 | J |
| * Manganese, Total | 9/28/20 11:12 | 9/29/20 20:49 | | 1.015 | 0.0474 | mg/L | 0.001 | 0.005 | |
| * Selenium, Total | 9/28/20 11:12 | 9/29/20 20:49 | | 1.015 | Not Detected | mg/L | 0.002 | 0.01 | U |
| * Thallium, Total | 9/28/20 11:12 | 9/29/20 20:49 | | 1.015 | Not Detected | mg/L | 0.0002 | 0.001 | U |
| ***Analytical Method: EPA 200.8*** | ***Analyst: DLJ*** | | | | | | | | |
| * Manganese, Dissolved | 9/28/20 09:17 | 9/29/20 15:54 | | 1.015 | 0.0371 | mg/L | 0.001 | 0.005 | |
| ***Analytical Method: EPA 245.1*** | ***Analyst: GAS*** | | | | | | | | |
| * Mercury, Total by CVAA | 10/6/20 08:20 | 10/6/20 12:39 | | 1 | Not Detected | mg/L | 0.0003 | 0.0005 | U |
| ***Analytical Method: SM 2320 B*** | ***Analyst: JAG*** | | | | | | | | |
| Alkalinity, Total as CaCO3 | 10/1/20 13:00 | 10/1/20 13:20 | | 1 | 325 | mg/L | | 0.1 | |
| ***Analytical Method: SM 2540C*** | ***Analyst: TJW*** | | | | | | | | |
| * Solids, Dissolved | 9/25/20 13:30 | 9/29/20 08:00 | | 1 | 368 | mg/L | | 25 | |

MDL's and RL's are adjusted for sample dilution, as applicable

**Comments:** The client submitted filtered samples for dissolved analysis, but no MB or LCS were submitted. Therefore, dissolved data is qualified.
LBM 10/16/20

Reported: 11/3/2020
Version: 3.1
COA_CCR

Alabama Power
General Test Laboratory
744 County Road 87, GSC #8
Calera, AL 35040

# *Certificate Of Analysis*

Alabama Power

**Description:** Gorgas Ash Pond - MW-17V

**Location Code:** WMWGORAP
**Collected:** 9/23/20 13:49
**Customer ID:**
**Submittal Date:** 9/24/20 09:05

**Laboratory ID Number:** BA17908

| Name | Prepared | Analyzed | Vio Spec | DF | Results | Units | MDL | RL | Q |
|---|---|---|---|---|---|---|---|---|---|
| ***Analytical Method: SM 4500CO2 D*** | ***Analyst: JAG*** | | | | | | | | |
| Bicarbonate Alkalinity, (calc.) | 10/1/20 13:00 | 10/1/20 13:20 | | 1 | 323 | mg/L | | | |
| Carbonate Alkalinity, (calc.) | 10/1/20 13:00 | 10/1/20 13:20 | | 1 | 1.96 | mg/L | | | |
| ***Analytical Method: SM4500Cl E*** | ***Analyst: JCC*** | | | | | | | | |
| * Chloride | 9/25/20 14:38 | 9/25/20 14:38 | | 1 | 3.74 | mg/L | 0.50 | 1 | |
| ***Analytical Method: SM4500F G 2017*** | ***Analyst: JCC*** | | | | | | | | |
| * Fluoride | 9/28/20 13:17 | 9/28/20 13:17 | | 1 | 0.278 | mg/L | 0.06 | 0.1 | |
| ***Analytical Method: SM4500SO4 E 2011*** | ***Analyst: JCC*** | | | | | | | | |
| * Sulfate | 9/24/20 15:17 | 9/24/20 15:17 | | 1 | 11.1 | mg/L | 0.50 | 1 | |
| ***Analytical Method: Field Measurements*** | ***Analyst: DKG*** | | | | | | | | |
| Conductivity | 9/23/20 13:46 | 9/23/20 13:46 | | | 532.61 | uS/cm | | | FA |
| pH | 9/23/20 13:46 | 9/23/20 13:46 | | | 7.53 | SU | | | FA |
| Temperature | 9/23/20 13:46 | 9/23/20 13:46 | | | 19.56 | C | | | FA |
| Turbidity | 9/23/20 13:46 | 9/23/20 13:46 | | | 0.48 | NTU | | | FA |

MDL's and RL's are adjusted for sample dilution, as applicable

**Comments:** The client submitted filtered samples for dissolved analysis, but no MB or LCS were submitted. Therefore, dissolved data is qualified.
LBM 10/16/20

Reported: 11/3/2020
Version: 3.1
COA_CCR

Alabama Power
General Test Laboratory
744 County Road 87, GSC #8
Calera, AL 35040

# Batch QC Summary

Alabama Power

**Customer Account:** WMWGORAP
**Sample Date:** 9/23/20 13:49
**Customer ID:**
**Delivery Date:** 9/24/20 09:05

**Description**: Gorgas Ash Pond - MW-17V

**Laboratory ID Number:** BA17908

| Sample | Analysis | Units | MB | MB Limit | Spike | MS | MSD | Standard | Standard Limit | Rec | Rec Limit | Prec | Prec Limit |
|---|---|---|---|---|---|---|---|---|---|---|---|---|---|
| BA17909 | Lead, Total | mg/L | 0.000007 | 0.0001474 | 0.100 | 0.106 | 0.105 | 0.105 | 0.085 to 0.115 | 106 | 70 to 130 | 0.948 | 20 |
| BA17901 | Manganese, Dissolved | mg/L | 0.0000149 | 0.0001474 | 0.10 | 0.141 | 0.145 | 0.106 | 0.085 to 0.115 | 102 | 70 to 130 | 2.80 | 20 |
| BA17909 | Beryllium, Total | mg/L | 0.0000025 | 0.00088 | 0.100 | 0.0869 | 0.0870 | 0.0970 | 0.085 to 0.115 | 86.9 | 70 to 130 | 0.115 | 20 |
| BA17909 | Iron, Total | mg/L | 0.000757 | 0.0176 | 0.2 | 0.317 | 0.316 | 0.193 | 0.17 to 0.23 | 95.0 | 70 to 130 | 0.316 | 20 |
| BA17909 | Selenium, Total | mg/L | 0.000192 | 0.001 | 0.100 | 0.0914 | 0.0940 | 0.107 | 0.085 to 0.115 | 91.4 | 70 to 130 | 2.80 | 20 |
| BA17909 | Boron, Total | mg/L | 0.000485 | 0.0650254 | 1.00 | 1.14 | 1.13 | 0.973 | 0.85 to 1.15 | 101 | 70 to 130 | 0.881 | 20 |
| BA17909 | Calcium, Total | mg/L | 0.000921 | 0.1518 | 5.00 | 126 | 121 | 4.86 | 4.25 to 5.75 | 140 | 70 to 130 | 4.05 | 20 |
| BA17909 | Sodium, Total | mg/L | 0.00118 | 0.044 | 5.00 | 995 | 1020 | 4.80 | 4.25 to 5.75 | -500 | 70 to 130 | 2.48 | 20 |
| BA17909 | Arsenic, Total | mg/L | 0.0000117 | 0.0001474 | 0.100 | 0.108 | 0.109 | 0.106 | 0.085 to 0.115 | 98.0 | 70 to 130 | 0.922 | 20 |
| BA17909 | Cobalt, Total | mg/L | -0.0000098 | 0.0001474 | 0.100 | 0.102 | 0.105 | 0.108 | 0.085 to 0.115 | 102 | 70 to 130 | 2.90 | 20 |
| BA17909 | Magnesium, Total | mg/L | -0.00184 | 0.0462 | 5.00 | 33.2 | 32.6 | 4.88 | 4.25 to 5.75 | 100 | 70 to 130 | 1.82 | 20 |
| BA17908 | Iron, Dissolved | mg/L | 0.000412 | 0.0176 | 0.2 | 1.48 | 1.47 | 0.190 | 0.17 to 0.23 | 90.0 | 70 to 130 | 0.678 | 20 |
| BA17909 | Cadmium, Total | mg/L | 0.00000 | 0.0001474 | 0.100 | 0.0960 | 0.0977 | 0.104 | 0.085 to 0.115 | 96.0 | 70 to 130 | 1.76 | 20 |
| BA17909 | Potassium, Total | mg/L | 0.0382 | 0.3674 | 10.0 | 194 | 198 | 9.69 | 8.5 to 11.5 | 10.0 | 70 to 130 | 2.04 | 20 |
| BA17909 | Antimony, Total | mg/L | 0.000377 | 0.001 | 0.100 | 0.107 | 0.110 | 0.0990 | 0.085 to 0.115 | 107 | 70 to 130 | 2.76 | 20 |
| BA17909 | Barium, Total | mg/L | -0.0000061 | 0.0002 | 0.10 | 0.154 | 0.150 | 0.106 | 0.085 to 0.115 | 110 | 70 to 130 | 2.63 | 20 |
| BA17909 | Chromium, Total | mg/L | 0.000115 | 0.00044 | 0.100 | 0.0999 | 0.104 | 0.105 | 0.085 to 0.115 | 99.9 | 70 to 130 | 4.02 | 20 |
| BA17909 | Mercury, Total by CVAA | mg/L | -0.0000448 | 0.0005 | 0.004 | 0.00410 | 0.00414 | 0.00441 | 0.0034 to 0.0046 | 102 | 70 to 130 | 0.971 | 20 |
| BA17909 | Manganese, Total | mg/L | 0.0000196 | 0.0001474 | 0.100 | 0.148 | 0.154 | 0.0982 | 0.085 to 0.115 | 102 | 70 to 130 | 3.97 | 20 |
| BA17909 | Thallium, Total | mg/L | 0.0000139 | 0.0001474 | 0.100 | 0.101 | 0.100 | 0.103 | 0.085 to 0.115 | 101 | 70 to 130 | 0.995 | 20 |
| BA17909 | Lithium, Total | mg/L | 0.0000227 | 0.0154 | 0.20 | 0.372 | 0.359 | 0.184 | 0.17 to 0.23 | 118 | 70 to 130 | 3.56 | 20 |
| BA17909 | Molybdenum, Total | mg/L | 0.0000274 | 0.0001474 | 0.100 | 0.215 | 0.219 | 0.108 | 0.085 to 0.115 | 95.0 | 70 to 130 | 1.84 | 20 |

**Comments:** The client submitted filtered samples for dissolved analysis, but no MB or LCS were submitted. Therefore, dissolved data is qualified.
LBM 10/16/20

Reported: 11/3/2020
Version: 3.1
COA_CCR

Alabama Power
General Test Laboratory
744 County Road 87, GSC #8
Calera, AL 35040

Alabama Power

# Batch QC Summary

**Customer Account:** WMWGORAP
**Sample Date:** 9/23/20 13:49
**Customer ID:**
**Delivery Date:** 9/24/20 09:05

**Description:** Gorgas Ash Pond - MW-17V

**Laboratory ID Number:** BA17908

| Sample | Analysis | Units | MB | MB Limit | Spike | MS | Sample Duplicate | Standard | Standard Limit | Rec | Rec Limit | Prec | Prec Limit |
|---|---|---|---|---|---|---|---|---|---|---|---|---|---|
| BA17909 | Chloride | mg/L | 0.212 | 0.50 | 1000 | 2040 | 1080 | 10.7 | 9 to 11 | 94.0 | 80 to 120 | 1.83 | 20 |
| BA17909 | Sulfate | mg/L | -0.496 | 0.50 | 1000 | 2140 | 1140 | 20.1 | 18 to 22 | 102 | 80 to 120 | 1.77 | 20 |
| BA17909 | Fluoride | mg/L | 0.0182 | 0.05 | 2.50 | 3.31 | 0.677 | 2.61 | 2.25 to 2.75 | 107 | 80 to 120 | 5.46 | 20 |
| BA17909 | Alkalinity, Total as CaCO3 | mg/L | | | | | 283 | 51.0 | 45.0 to 55.0 | | | 1.40 | 10 |
| BA17909 | Solids, Dissolved | mg/L | -1.00 | 25 | | | 3620 | 50.0 | 40 to 60 | | | 0.958 | 5 |

**Comments:** The client submitted filtered samples for dissolved analysis, but no MB or LCS were submitted. Therefore, dissolved data is qualified.
LBM 10/16/20

Reported: 11/3/2020
Version: 3.1
COA_CCR

Alabama Power
General Test Laboratory
744 County Road 87, GSC #8
Calera, AL 35040

# Certificate Of Analysis

Alabama Power

**Description:** Gorgas Ash Pond - MW-21V

**Location Code:** WMWGORAP
**Collected:** 9/23/20 16:37
**Customer ID:**
**Submittal Date:** 9/24/20 09:05

**Laboratory ID Number:** BA17909

| Name | Prepared | Analyzed | Vio Spec | DF | Results | Units | MDL | RL | Q |
|---|---|---|---|---|---|---|---|---|---|
| ***Analytical Method: EPA 200.7*** | ***Analyst: RDA*** | | | | ***Preparation Method: EPA 1638*** | | | | |
| * Boron, Total | 10/5/20 10:25 | 10/7/20 14:07 | | 1.015 | 0.126 | mg/L | 0.03 | 0.1 | |
| * Calcium, Total | 10/5/20 10:25 | 10/7/20 14:44 | | 10.15 | 119 | mg/L | 1.015 | 5.075 | RA |
| * Iron, Total | 10/5/20 10:25 | 10/7/20 14:07 | | 1.015 | 0.127 | mg/L | 0.02 | 0.05 | |
| * Lithium, Total | 10/5/20 10:25 | 10/7/20 14:07 | | 1.015 | 0.137 | mg/L | 0.01 | 0.02 | |
| * Magnesium, Total | 10/5/20 10:25 | 10/7/20 14:07 | | 1.015 | 28.2 | mg/L | 0.1 | 0.5 | |
| * Sodium, Total | 10/5/20 10:25 | 10/7/20 15:02 | | 101.5 | 1020 | mg/L | 10.15 | 50.75 | RA |
| ***Analytical Method: EPA 200.7*** | ***Analyst: RDA*** | | | | | | | | |
| * Iron, Dissolved | 10/5/20 11:33 | 10/6/20 12:14 | | 1.015 | 0.0989 | mg/L | 0.02 | 0.05 | |
| ***Analytical Method: EPA 200.8*** | ***Analyst: DLJ*** | | | | ***Preparation Method: EPA 1638*** | | | | |
| * Antimony, Total | 9/28/20 11:12 | 9/29/20 20:52 | | 1.015 | Not Detected | mg/L | 0.0008 | 0.003 | U |
| * Arsenic, Total | 9/28/20 11:12 | 9/29/20 20:52 | | 1.015 | 0.0100 | mg/L | 0.001 | 0.005 | |
| * Barium, Total | 9/28/20 11:12 | 10/1/20 15:36 | | 1.015 | 0.0438 | mg/L | 0.002 | 0.01 | |
| * Beryllium, Total | 9/28/20 11:12 | 9/29/20 20:52 | | 1.015 | Not Detected | mg/L | 0.0006 | 0.003 | U |
| * Cadmium, Total | 9/28/20 11:12 | 9/29/20 20:52 | | 1.015 | Not Detected | mg/L | 0.0003 | 0.001 | U |
| * Chromium, Total | 9/28/20 11:12 | 9/29/20 20:52 | | 1.015 | Not Detected | mg/L | 0.002 | 0.01 | U |
| * Cobalt, Total | 9/28/20 11:12 | 9/29/20 20:52 | | 1.015 | Not Detected | mg/L | 0.002 | 0.005 | U |
| * Lead, Total | 9/28/20 11:12 | 9/29/20 20:52 | | 1.015 | Not Detected | mg/L | 0.001 | 0.005 | U |
| * Molybdenum, Total | 9/28/20 11:12 | 9/29/20 20:52 | | 1.015 | 0.120 | mg/L | 0.002 | 0.01 | |
| * Potassium, Total | 9/28/20 11:12 | 10/1/20 15:55 | | 5.075 | 193 | mg/L | 1.5225 | 12.6875 | RA |
| * Manganese, Total | 9/28/20 11:12 | 9/29/20 20:52 | | 1.015 | 0.0458 | mg/L | 0.001 | 0.005 | |
| * Selenium, Total | 9/28/20 11:12 | 9/29/20 20:52 | | 1.015 | Not Detected | mg/L | 0.002 | 0.01 | U |
| * Thallium, Total | 9/28/20 11:12 | 9/29/20 20:52 | | 1.015 | Not Detected | mg/L | 0.0002 | 0.001 | U |
| ***Analytical Method: EPA 200.8*** | ***Analyst: DLJ*** | | | | | | | | |
| * Manganese, Dissolved | 9/28/20 09:17 | 9/29/20 15:56 | | 1.015 | 0.0204 | mg/L | 0.001 | 0.005 | |
| ***Analytical Method: EPA 245.1*** | ***Analyst: GAS*** | | | | | | | | |
| * Mercury, Total by CVAA | 10/6/20 08:20 | 10/6/20 12:42 | | 1 | Not Detected | mg/L | 0.0003 | 0.0005 | U |
| ***Analytical Method: SM 2320 B*** | ***Analyst: JAG*** | | | | | | | | |
| Alkalinity, Total as CaCO3 | 10/1/20 13:00 | 10/1/20 13:20 | | 1 | 287 | mg/L | | 0.1 | |
| ***Analytical Method: SM 2540C*** | ***Analyst: TJW*** | | | | | | | | |
| * Solids, Dissolved | 9/25/20 13:30 | 9/29/20 08:00 | | 1 | 3690 | mg/L | | 312.5 | |

MDL's and RL's are adjusted for sample dilution, as applicable

**Comments:** The client submitted filtered samples for dissolved analysis, but no MB or LCS were submitted. Therefore, dissolved data is qualified.
LBM 10/16/20

Reported: 11/3/2020
Version: 3.1
COA_CCR

Alabama Power
General Test Laboratory
744 County Road 87, GSC #8
Calera, AL 35040

# *Certificate Of Analysis*

Alabama Power

**Description:** Gorgas Ash Pond - MW-21V

**Location Code:** WMWGORAP
**Collected:** 9/23/20 16:37
**Customer ID:**
**Submittal Date:** 9/24/20 09:05

**Laboratory ID Number:** BA17909

| Name | Prepared | Analyzed | Vio Spec | DF | Results | Units | MDL | RL | Q |
|---|---|---|---|---|---|---|---|---|---|
| ***Analytical Method: SM 4500CO2 D*** | ***Analyst: JAG*** | | | | | | | | |
| Bicarbonate Alkalinity, (calc.) | 10/1/20 13:00 | 10/1/20 13:20 | | 1 | 284 | mg/L | | | |
| Carbonate Alkalinity, (calc.) | 10/1/20 13:00 | 10/1/20 13:20 | | 1 | 2.50 | mg/L | | | |
| ***Analytical Method: SM4500Cl E*** | ***Analyst: JCC*** | | | | | | | | |
| * Chloride | 9/25/20 14:50 | 9/25/20 14:50 | | 100 | 1100 | mg/L | 50.00 | 100 | |
| ***Analytical Method: SM4500F G 2017*** | ***Analyst: JCC*** | | | | | | | | |
| * Fluoride | 9/28/20 13:18 | 9/28/20 13:18 | | 1 | 0.641 | mg/L | 0.06 | 0.1 | |
| ***Analytical Method: SM4500SO4 E 2011*** | ***Analyst: JCC*** | | | | | | | | |
| * Sulfate | 9/24/20 15:18 | 9/24/20 15:18 | | 50 | 1120 | mg/L | 25.00 | 50 | |
| ***Analytical Method: Field Measurements*** | ***Analyst: DKG*** | | | | | | | | |
| Conductivity | 9/23/20 16:34 | 9/23/20 16:34 | | | 4568.51 | uS/cm | | | FA |
| pH | 9/23/20 16:34 | 9/23/20 16:34 | | | 7.81 | SU | | | FA |
| Temperature | 9/23/20 16:34 | 9/23/20 16:34 | | | 22.01 | C | | | FA |
| Turbidity | 9/23/20 16:34 | 9/23/20 16:34 | | | 0.76 | NTU | | | FA |

MDL's and RL's are adjusted for sample dilution, as applicable

**Comments:** The client submitted filtered samples for dissolved analysis, but no MB or LCS were submitted. Therefore, dissolved data is qualified.
LBM 10/16/20

Reported: 11/3/2020
Version: 3.1
COA_CCR

Alabama Power
General Test Laboratory
744 County Road 87, GSC #8
Calera, AL 35040

# Batch QC Summary

Alabama Power

**Customer Account:** WMWGORAP
**Sample Date:** 9/23/20 16:37
**Customer ID:**
**Delivery Date:** 9/24/20 09:05

**Description**: Gorgas Ash Pond - MW-21V

**Laboratory ID Number:** BA17909

| Sample | Analysis | Units | MB | MB Limit | Spike | MS | MSD | Standard | Standard Limit | Rec | Rec Limit | Prec | Prec Limit |
|---|---|---|---|---|---|---|---|---|---|---|---|---|---|
| BA17909 | Lead, Total | mg/L | 0.000007 | 0.0001474 | 0.100 | 0.106 | 0.105 | 0.105 | 0.085 to 0.115 | 106 | 70 to 130 | 0.948 | 20 |
| BA17909 | Lithium, Total | mg/L | 0.0000227 | 0.0154 | 0.20 | 0.372 | 0.359 | 0.184 | 0.17 to 0.23 | 118 | 70 to 130 | 3.56 | 20 |
| BA17909 | Molybdenum, Total | mg/L | 0.0000274 | 0.0001474 | 0.100 | 0.215 | 0.219 | 0.108 | 0.085 to 0.115 | 95.0 | 70 to 130 | 1.84 | 20 |
| BA17909 | Cadmium, Total | mg/L | 0.00000 | 0.0001474 | 0.100 | 0.0960 | 0.0977 | 0.104 | 0.085 to 0.115 | 96.0 | 70 to 130 | 1.76 | 20 |
| BA17909 | Potassium, Total | mg/L | 0.0382 | 0.3674 | 10.0 | 194 | 198 | 9.69 | 8.5 to 11.5 | 10.0 | 70 to 130 | 2.04 | 20 |
| BA17909 | Antimony, Total | mg/L | 0.000377 | 0.001 | 0.100 | 0.107 | 0.110 | 0.0990 | 0.085 to 0.115 | 107 | 70 to 130 | 2.76 | 20 |
| BA17909 | Barium, Total | mg/L | -0.0000061 | 0.0002 | 0.10 | 0.154 | 0.150 | 0.106 | 0.085 to 0.115 | 110 | 70 to 130 | 2.63 | 20 |
| BA17909 | Chromium, Total | mg/L | 0.000115 | 0.00044 | 0.100 | 0.0999 | 0.104 | 0.105 | 0.085 to 0.115 | 99.9 | 70 to 130 | 4.02 | 20 |
| BA17909 | Mercury, Total by CVAA | mg/L | -0.0000448 | 0.0005 | 0.004 | 0.00410 | 0.00414 | 0.00441 | 0.0034 to 0.0046 | 102 | 70 to 130 | 0.971 | 20 |
| BA17909 | Manganese, Total | mg/L | 0.0000196 | 0.0001474 | 0.100 | 0.148 | 0.154 | 0.0982 | 0.085 to 0.115 | 102 | 70 to 130 | 3.97 | 20 |
| BA17909 | Thallium, Total | mg/L | 0.0000139 | 0.0001474 | 0.100 | 0.101 | 0.100 | 0.103 | 0.085 to 0.115 | 101 | 70 to 130 | 0.995 | 20 |
| BA17901 | Manganese, Dissolved | mg/L | 0.0000149 | 0.0001474 | 0.10 | 0.141 | 0.145 | 0.106 | 0.085 to 0.115 | 102 | 70 to 130 | 2.80 | 20 |
| BA17909 | Beryllium, Total | mg/L | 0.0000025 | 0.00088 | 0.100 | 0.0869 | 0.0870 | 0.0970 | 0.085 to 0.115 | 86.9 | 70 to 130 | 0.115 | 20 |
| BA17909 | Iron, Dissolved | mg/L | 0.000412 | 0.0176 | 0.2 | 0.281 | 0.267 | 0.190 | 0.17 to 0.23 | 91.0 | 70 to 130 | 5.11 | 20 |
| BA17909 | Iron, Total | mg/L | 0.000757 | 0.0176 | 0.2 | 0.317 | 0.316 | 0.193 | 0.17 to 0.23 | 95.0 | 70 to 130 | 0.316 | 20 |
| BA17909 | Selenium, Total | mg/L | 0.000192 | 0.001 | 0.100 | 0.0914 | 0.0940 | 0.107 | 0.085 to 0.115 | 91.4 | 70 to 130 | 2.80 | 20 |
| BA17909 | Arsenic, Total | mg/L | 0.0000117 | 0.0001474 | 0.100 | 0.108 | 0.109 | 0.106 | 0.085 to 0.115 | 98.0 | 70 to 130 | 0.922 | 20 |
| BA17909 | Cobalt, Total | mg/L | -0.0000098 | 0.0001474 | 0.100 | 0.102 | 0.105 | 0.108 | 0.085 to 0.115 | 102 | 70 to 130 | 2.90 | 20 |
| BA17909 | Magnesium, Total | mg/L | -0.00184 | 0.0462 | 5.00 | 33.2 | 32.6 | 4.88 | 4.25 to 5.75 | 100 | 70 to 130 | 1.82 | 20 |
| BA17909 | Boron, Total | mg/L | 0.000485 | 0.0650254 | 1.00 | 1.14 | 1.13 | 0.973 | 0.85 to 1.15 | 101 | 70 to 130 | 0.881 | 20 |
| BA17909 | Calcium, Total | mg/L | 0.000921 | 0.1518 | 5.00 | 126 | 121 | 4.86 | 4.25 to 5.75 | 140 | 70 to 130 | 4.05 | 20 |
| BA17909 | Sodium, Total | mg/L | 0.00118 | 0.044 | 5.00 | 995 | 1020 | 4.80 | 4.25 to 5.75 | -500 | 70 to 130 | 2.48 | 20 |

**Comments:** The client submitted filtered samples for dissolved analysis, but no MB or LCS were submitted. Therefore, dissolved data is qualified.
LBM 10/16/20

Reported: 11/3/2020
Version: 3.1
COA_CCR

Alabama Power
General Test Laboratory
744 County Road 87, GSC #8
Calera, AL 35040

Alabama Power

# Batch QC Summary

**Customer Account:** WMWGORAP
**Sample Date:** 9/23/20 16:37
**Customer ID:**
**Delivery Date:** 9/24/20 09:05

**Description:** Gorgas Ash Pond - MW-21V

**Laboratory ID Number:** BA17909

| Sample | Analysis | Units | MB | MB Limit | Spike | MS | Sample Duplicate | Standard | Standard Limit | Rec | Rec Limit | Prec | Prec Limit |
|---|---|---|---|---|---|---|---|---|---|---|---|---|---|
| BA17909 | Solids, Dissolved | mg/L | -1.00 | 25 | | | 3620 | 50.0 | 40 to 60 | | | 0.958 | 5 |
| BA17909 | Fluoride | mg/L | 0.0182 | 0.05 | 2.50 | 3.31 | 0.677 | 2.61 | 2.25 to 2.75 | 107 | 80 to 120 | 5.46 | 20 |
| BA17909 | Chloride | mg/L | 0.212 | 0.50 | 1000 | 2040 | 1080 | 10.7 | 9 to 11 | 94.0 | 80 to 120 | 1.83 | 20 |
| BA17909 | Alkalinity, Total as CaCO3 | mg/L | | | | | 283 | 51.0 | 45.0 to 55.0 | | | 1.40 | 10 |
| BA17909 | Sulfate | mg/L | -0.496 | 0.50 | 1000 | 2140 | 1140 | 20.1 | 18 to 22 | 102 | 80 to 120 | 1.77 | 20 |

**Comments:** The client submitted filtered samples for dissolved analysis, but no MB or LCS were submitted. Therefore, dissolved data is qualified.
LBM 10/16/20

Reported: 11/3/2020
Version: 3.1
COA_CCR

Alabama Power
General Test Laboratory
744 County Road 87, GSC #8
Calera, AL 35040
(205) 664-6001

# *Definitions*

Alabama Power

| Abbreviation | Description |
|---|---|
| DF | Dilution Factor |
| LCS | Lab Control Sample |
| LFM | Lab Fortified Matrix |
| MB | Method Blank |
| MDL | Method Detection Limit; minimum concentration of an analyte that can be determined with 99% confidence that the concentration is greater than zero. |
| MS | Matrix Spike |
| MSD | Matrix Spike Duplicate |
| Prec | Precision (% RPD) |
| Q | Qualifier; comment used to note deviations or additional information associated with analytical results. |
| QC | Quality Control |
| Rec | Recovery of Matrix Spike |
| RL | Reporting Limit; lowest concentration at which an analyte can be quantitatively measured. |
| Vio Spec | Violation Specification; regulatory limit which has been exceeded by the sample analyzed. |

| Qualifier | Description |
|---|---|
| FA | Field results were reviewed by the Water Field Group. |
| J | Reported value is an estimate because concentration is less than reporting limit. |
| RA | Matrix spike is invalid due to sample concentration. |
| U | Compound was analyzed, but not detected. |

# Chain of Custody
## Groundwater
APC General Testing Laboratory

☑ Field Complete ☐ Outside Lab
☑ Lab Complete

Lab ETA

| | | | |
|---|---|---|---|
| Requested Complete Date | Routine | Results To | Dustin Brooks, Greg Dyer |
| Site Representative | John Pate | Requested By | Greg Dyer |
| Collector | Dallas Gentry | Location | Gorgas Ash Pond |

| Bottles | | | | | | | | | | | | | |
|---|---|---|---|---|---|---|---|---|---|---|---|---|---|
| | 1 | Metals | 500 mL | 3 | Hg | 250 mL | 5 | Anions | 250 mL | 7 | N/A | N/A |
| | 2 | Dissolved Meta | 500 mL | 4 | TDS | 500 mL | 6 | Alkalinity | 250 mL | 8 | N/A | N/A |

Comments

| Sample # | Date | Time | Bottle Count | Description | Lab Filter | Lab Id |
|---|---|---|---|---|---|---|
| MW-25HA | 09/17/2020 | 09:08 | 6 | Groundwater | | BA17561 |
| PZ-16 | 09/17/2020 | 11:55 | 6 | Groundwater | | BA17562 |
| PZ-16 dup | 09/17/2020 | 11:55 | 6 | Sample Duplicate | | BA17563 |
| PZ-22 | 09/17/2020 | 13:07 | 6 | Groundwater | | BA17564 |
| MW-36H | 09/17/2020 | 15:01 | 6 | Groundwater | | BA17565 |
| | | | | | | |
| | | | | | | |
| | | | | | | |
| | | | | | | |
| | | | | | | |
| | | | | | | |
| | | | | | | |
| | | | | | | |
| | | | | | | |
| | | | | | | |
| | | | | | | |
| | | | | | | |
| | | | | | | |
| | | | | | | |
| | | | | | | |

| Relinquished By | Received By | Date/Time |
|---|---|---|
| Dallas Gentry | Laura Mayo | 09/18/2020 08:31 |
| | | |
| | | |

| | | | |
|---|---|---|---|
| SmarTroll ID | 7586-41442-5-1 | All metals and radiological bottles have pH < 2 | ☑ |
| Turbidity ID | 7081-38476-1-1 | Cooler Temp | 0.2 degrees C |
| Sample Event | 1303 | Thermometer ID | 5408-27568-2-2 |
| | | pH Strip ID | 8129-45507-2-2 |

Bottles/Pre-Preserved Bottles are provided by the GTL

# Chain of Custody
## Groundwater
APC General Testing Laboratory

☑ Field Complete ☐ Outside Lab
☑ Lab Complete

Lab ETA: 09/18/2020 10:00

| | | | |
|---|---|---|---|
| Requested Complete Date | Routine | Results To | Dustin Brooks, Greg Dyer |
| Site Representative | John Pate | Requested By | Greg Dyer |
| Collector | TJ Daugherty | Location | Gorgas Ash Pond |

Bottles

| | | | | | | | | | | | |
|---|---|---|---|---|---|---|---|---|---|---|---|
| 1 | Metals | 500 mL | 3 | Hg | 250 mL | 5 | Anions | 250 mL | 7 | N/A | N/A |
| 2 | Diss Metals | 500 mL | 4 | TDS | 500 mL | 6 | Alkalinity | 250 mL | 8 | N/A | N/A |

Comments: Dissolved set collected @ MW-7. TJD Correcting bottle count for MW-7 Diss from 6 to 5. LBM 9/18/20
Updating name of MW-7 DISS to MW-7 DIS for COA report. LBM 11/2/20

| Sample # | Date | Time | Bottle Count | Description | Lab Filter | Lab Id |
|---|---|---|---|---|---|---|
| MW-6V | 09/15/2020 | 15:35 | 6 | Groundwater | | BA17551 |
| MW-7 | 09/16/2020 | 11:50 | 6 | Groundwater | | BA17552 |
| MW-7 Dis | 09/16/2020 | 11:50 | 5 | Groundwater | | BA17553 |
| MW-6S | 09/16/2020 | 14:33 | 6 | Groundwater | | BA17554 |
| MW-6S Dup | 09/16/2020 | 14:33 | 6 | Sample Duplicate | | BA17555 |
| MW-6D | 09/17/2020 | 09:35 | 6 | Groundwater | | BA17556 |
| MW-23H | 09/17/2020 | 11:25 | 6 | Groundwater | | BA17557 |
| MW-41HD | 09/17/2020 | 13:05 | 6 | Groundwater | | BA17558 |
| MW-24H | 09/17/2020 | 14:20 | 6 | Groundwater | | BA17559 |
| FB-1 | 09/17/2020 | 14:45 | 4 | Field Blank | | BA17560 |
| | | | | | | |
| | | | | | | |
| | | | | | | |
| | | | | | | |
| | | | | | | |
| | | | | | | |
| | | | | | | |
| | | | | | | |
| | | | | | | |
| | | | | | | |

| Relinquished By | Received By | Date/Time |
|---|---|---|
| | | 09/18/2020 09:05 |
| | | |
| | | |

| | | | |
|---|---|---|---|
| SmarTroll ID | 7586-41444-5-3 | All metals and radiological bottles have pH < 2 | ☑ |
| Turbidity ID | 4677-23342-4-1 | Cooler Temp | 1.1 degrees C |
| Sample Event | 1303 | Thermometer ID | 5408-27568-2-2 |
| | | pH Strip ID | 8129-45507-2-2 |

Bottles/Pre-Preserved Bottles are provided by the GTL

# Chain of Custody
## Groundwater
APC General Testing Laboratory

☑ Field Complete ☐ Outside Lab
☑ Lab Complete

Lab ETA

| | | | |
|---|---|---|---|
| Requested Complete Date | Routine | Results To | Dustin Brooks, Greg Dyer |
| Site Representative | John Pate | Requested By | Greg Dyer |
| Collector | TJ Daugherty | Location | Gorgas Ash Pond |

Bottles

| | | | | | | | | | | | |
|---|---|---|---|---|---|---|---|---|---|---|---|
| 1 | Metals | 500 mL | 3 | Hg | 250 mL | 5 | Anions | 250 mL | 7 | N/A | N/A |
| 2 | Diss Metals | 500 mL | 4 | TDS | 500 mL | 6 | Alkalinity | 250 mL | 8 | N/A | N/A |

Comments

| Sample # | Date | Time | Bottle Count | Description | Lab Filter | Lab Id |
|---|---|---|---|---|---|---|
| MW-8 | 09/21/2020 | 12:08 | 6 | Groundwater | | BA17794 |
| MW-26H | 09/21/2020 | 15:55 | 6 | Groundwater | | BA17795 |
| MW-26H Dis | 09/21/2020 | 15:55 | 5 | Groundwater | | BA17796 |
| MW-40H | 09/22/2020 | 09:58 | 6 | Groundwater | | BA17797 |
| MW-9V | 09/22/2020 | 13:05 | 6 | Groundwater | | BA17798 |
| | | | | | | |
| | | | | | | |
| | | | | | | |
| | | | | | | |
| | | | | | | |
| | | | | | | |
| | | | | | | |
| | | | | | | |
| | | | | | | |
| | | | | | | |
| | | | | | | |
| | | | | | | |
| | | | | | | |
| | | | | | | |
| | | | | | | |

| Relinquished By | Received By | Date/Time |
|---|---|---|
| | | 09/22/2020 14:44 |
| | | 09/23/2020 09:04 |
| | | |

| | | | |
|---|---|---|---|
| SmarTroll ID | 7586-41444-5-3 | All metals and radiological bottles have pH < 2 | ☑ |
| Turbidity ID | 4677-23342-4-1 | Cooler Temp | 1.3 °C |
| Sample Event | 1303 | Thermometer ID | 7044-38281-2-1 |
| | | pH Strip ID | 7925-43756-2-2 |

Bottles/Pre-Preserved Bottles are provided by the GTL

# Chain of Custody
## Groundwater
APC General Testing Laboratory

☑ Field Complete ☐ Outside Lab
☑ Lab Complete

Lab ETA

| | | | |
|---|---|---|---|
| Requested Complete Date | Routine | Results To | Dustin Brooks, Greg Dyer |
| Site Representative | John Pate | Requested By | Greg Dyer |
| Collector | Dallas Gentry | Location | Gorgas Ash Pond |

| Bottles | | | | | | | | | | | | | |
|---|---|---|---|---|---|---|---|---|---|---|---|---|---|
| | 1 | Metals | 500 mL | 3 | Hg | 250 mL | 5 | Anions | 250 mL | 7 | N/A | N/A |
| | 2 | Dissolved Meta | 500 mL | 4 | TDS | 500 mL | 6 | Alkalinity | 250 mL | 8 | N/A | N/A |

Comments: correcting Turbidity ID per collector request. LBM 9/28/20

| Sample # | Date | Time | Bottle Count | Description | Lab Filter | Lab Id |
|---|---|---|---|---|---|---|
| MW-15V | 09/21/2020 | 11:18 | 6 | Groundwater | | BA17776 |
| MW-17 | 09/21/2020 | 12:48 | 6 | Groundwater | | BA17777 |
| FB-2 | 09/21/2020 | 14:15 | 4 | Field Blank | | BA17778 |
| MW-32H | 09/21/2020 | 14:42 | 6 | Groundwater | | BA17779 |
| MW-30HA | 09/21/2020 | 16:28 | 6 | Groundwater | | BA17780 |
| MW-31H | 09/22/2020 | 10:04 | 6 | Groundwater | | BA17781 |
| MW-43H | 09/22/2020 | 11:30 | 6 | Groundwater | | BA17782 |
| MW-28H | 09/22/2020 | 13:04 | 6 | Groundwater | | BA17783 |
| PZ-18 | 09/22/2020 | 15:28 | 6 | Groundwater | | BA17784 |
| PZ-18 dup | 09/22/2020 | 15:28 | 6 | Sample Duplicate | | BA17785 |
| MW-18V | 09/22/2020 | 16:28 | 6 | Groundwater | | BA17786 |
| FB-3 | 09/22/2020 | 17:20 | 4 | Field Blank | | BA17787 |
| | | | | | | |
| | | | | | | |
| | | | | | | |
| | | | | | | |
| | | | | | | |
| | | | | | | |
| | | | | | | |
| | | | | | | |
| | | | | | | |

| Relinquished By | Received By | Date/Time |
|---|---|---|
| | | 09/23/2020 08:20 |
| | | |
| | | |

| | | | |
|---|---|---|---|
| SmarTroll ID | 7586-41442-5-1 | All metals and radiological bottles have pH < 2 | ☑ |
| Turbidity ID | 7081-38476-1-1 | Cooler Temp | 1.5 ° C |
| Sample Event | 1303 | Thermometer ID | 7044-38281-2-1 |
| | | pH Strip ID | 7925-43756-2-2 |

Bottles/Pre-Preserved Bottles are provided by the GTL

# Chain of Custody
## Groundwater
APC General Testing Laboratory

☑ Field Complete ☐ Outside Lab
☑ Lab Complete

Lab ETA

| | | | |
|---|---|---|---|
| Requested Complete Date | Routine | Results To | Dustin Brooks, Greg Dyer |
| Site Representative | John Pate | Requested By | Greg Dyer |
| Collector | Anthony Goggins | Location | Gorgas Ash Pond |

| Bottles | | | | | | | | | | | | |
|---|---|---|---|---|---|---|---|---|---|---|---|---|
| 1 | Metals | 500 mL | 3 | Hg | 250 mL | 5 | Anions | 250 mL | 7 | N/A | N/A |
| 2 | Dissolved Meta | 500 mL | 4 | TDS | 500 mL | 6 | Alkalinity | 250 mL | 8 | N/A | N/A |

Comments

| Sample # | Date | Time | Bottle Count | Description | Lab Filter | Lab Id |
|---|---|---|---|---|---|---|
| MW-16S | 09/21/2020 | 15:45 | 6 | Groundwater | | BA17788 |
| MW-16D | 09/22/2020 | 09:18 | 6 | Groundwater | | BA17789 |
| MW-42H | 09/22/2020 | 10:50 | 6 | Groundwater | | BA17790 |
| MW42H DUP | 09/22/2020 | 10:50 | 6 | Sample Duplicate | | BA17791 |
| MW-2 | 09/22/2020 | 12:37 | 6 | Groundwater | | BA17792 |
| MW-19 | 09/22/2020 | 13:56 | 6 | Groundwater | | BA17793 |
| | | | | | | |
| | | | | | | |
| | | | | | | |
| | | | | | | |
| | | | | | | |
| | | | | | | |
| | | | | | | |
| | | | | | | |
| | | | | | | |
| | | | | | | |
| | | | | | | |
| | | | | | | |
| | | | | | | |
| | | | | | | |

| Relinquished By | Received By | Date/Time |
|---|---|---|
| | | 09/23/2020 09:03 |
| | | |
| | | |

| | | | |
|---|---|---|---|
| SmarTroll ID | 7586-41445-5-4 | All metals and radiological bottles have pH < 2 | ☑ |
| Turbidity ID | 5160-26211-1-1 | Cooler Temp | 1.3 ° C |
| Sample Event | 1303 | Thermometer ID | 7044-38281-2-1 |
| | | pH Strip ID | 7925-43756-2-2 |

Bottles/Pre-Preserved Bottles are provided by the GTL

# Chain of Custody
## Groundwater
APC General Testing Laboratory

☑ Field Complete ☐ Outside Lab
☑ Lab Complete

Lab ETA

| | | | |
|---|---|---|---|
| Requested Complete Date | Routine | Results To | Dustin Brooks, Greg Dyer |
| Site Representative | John Pate | Requested By | Greg Dyer |
| Collector | Dallas Gentry | Location | Gorgas Ash Pond |

| Bottles | | | | | | | | | | | | | |
|---|---|---|---|---|---|---|---|---|---|---|---|---|---|
| | 1 | Metals | 500 mL | 3 | Hg | 250 mL | 5 | Anions | 250 mL | 7 | N/A | N/A |
| | 2 | Dissolved Meta | 500 mL | 4 | TDS | 500 mL | 6 | Alkalinity | 250 mL | 8 | N/A | N/A |

Comments

| Sample # | Date | Time | Bottle Count | Description | Lab Filter | Lab Id |
|---|---|---|---|---|---|---|
| MW-15 | 09/23/2020 | 11:37 | 6 | Groundwater | | BA17907 |
| MW-17V | 09/23/2020 | 13:49 | 6 | Groundwater | | BA17908 |
| MW-21V | 09/23/2020 | 16:37 | 6 | Groundwater | | BA17909 |
| | | | | | | |
| | | | | | | |
| | | | | | | |
| | | | | | | |
| | | | | | | |
| | | | | | | |
| | | | | | | |
| | | | | | | |
| | | | | | | |
| | | | | | | |
| | | | | | | |
| | | | | | | |
| | | | | | | |
| | | | | | | |
| | | | | | | |
| | | | | | | |

| Relinquished By | Received By | Date/Time |
|---|---|---|
| Dallas Gentry | Brooke Cator | 09/24/2020 08:25 |
| | | |
| | | |

| | | | |
|---|---|---|---|
| SmarTroll ID | 7586-41442-5-1 | All metals and radiological bottles have pH < 2 | ☑ |
| Turbidity ID | 7081-38476-1-1 | Cooler Temp | 1.1 °C |
| Sample Event | 1303 | Thermometer ID | 7044-38281-2-1 |
| | | pH Strip ID | 7925-43756-2-2 |

Bottles/Pre-Preserved Bottles are provided by the GTL

# Chain of Custody Groundwater

APC General Testing Laboratory

☑ Field Complete ☐ Outside Lab

☑ Lab Complete

Lab ETA: 09/24/2020 10:00

| | | | |
|---|---|---|---|
| Requested Complete Date | Routine | Results To | Dustin Brooks, Greg Dyer |
| Site Representative | John Pate | Requested By | Greg Dyer |
| Collector | TJ Daugherty | Location | Gorgas Ash Pond |

Bottles

| | | | | | | | | | | | |
|---|---|---|---|---|---|---|---|---|---|---|---|
| 1 | Metals | 500 mL | 3 | Hg | 250 mL | 5 | Anions | 250 mL | 7 | N/A | N/A |
| 2 | Diss Metals | 500 mL | 4 | TDS | 500 mL | 6 | Alkalinity | 250 mL | 8 | N/A | N/A |

Comments: Dissolved set collected at MW-12V

| Sample # | Date | Time | Bottle Count | Description | Lab Filter | Lab Id |
|---|---|---|---|---|---|---|
| MW-38H | 09/22/2020 | 15:10 | 6 | Groundwater | | BA17898 |
| MW-29H | 09/22/2020 | 16:45 | 6 | Groundwater | | BA17899 |
| MW-12V | 09/23/2020 | 10:15 | 6 | Groundwater | | BA17900 |
| MW-12V Dis | 09/23/2020 | 10:15 | 5 | Groundwater | | BA17901 |
| MW-12 | 09/23/2020 | 13:10 | 6 | Groundwater | | BA17902 |
| MW-21 | 09/23/2020 | 16:15 | 6 | Groundwater | | BA17903 |
| FB-4 | 09/23/2020 | 17:00 | 4 | Field Blank | | BA17904 |
| EB-1 | 09/23/2020 | 17:10 | 4 | Equipment Blank | | BA17905 |
| MW-18 | 09/23/2020 | 18:05 | 6 | Groundwater | | BA17906 |
| | | | | | | |
| | | | | | | |
| | | | | | | |
| | | | | | | |
| | | | | | | |
| | | | | | | |
| | | | | | | |
| | | | | | | |
| | | | | | | |
| | | | | | | |
| | | | | | | |

| Relinquished By | Received By | Date/Time |
|---|---|---|
| [signature] | Brooke Caton | 09/24/2020 08:24 |
| | | |
| | | |

| | | | |
|---|---|---|---|
| SmarTroll ID | 7586-41444-5-3 | All metals and radiological bottles have pH < 2 | ☑ |
| Turbidity ID | 4677-23342-4-1 | Cooler Temp | 1.4 ° C |
| Sample Event | 1303 | Thermometer ID | 7044-38281-2-1 |
| | | pH Strip ID | 7925-43756-2-2 |

Bottles/Pre-Preserved Bottles are provided by the GTL

# Chain of Custody
## Groundwater
APC General Testing Laboratory

☑ Field Complete ☑ Lab Complete ☑ Outside Lab

Lab ETA

| | | | |
|---|---|---|---|
| Requested Complete Date | Routine | Results To | Dustin Brooks, Greg Dyer |
| Site Representative | John Pate | Requested By | Greg Dyer |
| Collector | Dallas Gentry | Location | Gorgas Ash Pond |

| Bottles | | | | | | | | | | | | |
|---|---|---|---|---|---|---|---|---|---|---|---|---|
| 1 | Radium | 1 L | 3 | N/A | N/A | 5 | N/A | N/A | 7 | N/A | N/A |
| 2 | N/A | N/A | 4 | N/A | N/A | 6 | N/A | N/A | 8 | N/A | N/A |

Comments: Radium MS/MSD collected at PZ-22

| Sample # | Date | Time | Bottle Count | Description | Lab Filter | Lab Id |
|---|---|---|---|---|---|---|
| MW-25HA | 09/17/2020 | 09:08 | 1 | Groundwater | | BA17576 |
| PZ-16 | 09/17/2020 | 11:55 | 1 | Groundwater | | BA17577 |
| PZ-16 dup | 09/17/2020 | 11:55 | 1 | Sample Duplicate | | BA17578 |
| PZ-22 | 09/17/2020 | 13:07 | 3 | Groundwater | | BA17579 |
| MW-36H | 09/17/2020 | 15:01 | 1 | Groundwater | | BA17580 |
| | | | | | | |
| | | | | | | |
| | | | | | | |
| | | | | | | |
| | | | | | | |
| | | | | | | |
| | | | | | | |
| | | | | | | |
| | | | | | | |
| | | | | | | |
| | | | | | | |
| | | | | | | |
| | | | | | | |
| | | | | | | |
| | | | | | | |

| Relinquished By | Received By | Date/Time |
|---|---|---|
| | | 09/18/2020 08:31 |
| | | |
| | | |

| | | | |
|---|---|---|---|
| SmarTroll ID | 7586-41442-5-1 | All metals and radiological bottles have pH < 2 | ☑ |
| Turbidity ID | 7081-38476-1-1 | Cooler Temp | N/A |
| Sample Event | 1303 | Thermometer ID | N/A |
| | | pH Strip ID | 8129-45507-2-2 |

Bottles/Pre-Preserved Bottles are provided by the GTL

# Chain of Custody
## Groundwater
APC General Testing Laboratory

☑ Field Complete ☑ Lab Complete ☑ Outside Lab

Lab ETA: 09/18/2020 10:00

| | | | |
|---|---|---|---|
| Requested Complete Date | Routine | Results To | Dustin Brooks, Greg Dyer |
| Site Representative | John Pate | Requested By | Greg Dyer |
| Collector | TJ Daugherty | Location | Gorgas Ash Pond |

| Bottles | | | | | | | | | | | | |
|---|---|---|---|---|---|---|---|---|---|---|---|---|
| | 1 | Radium | 1 L | 3 | N/A | N/A | 5 | N/A | N/A | 7 | N/A | N/A |
| | 2 | N/A | N/A | 4 | N/A | N/A | 6 | N/A | N/A | 8 | N/A | N/A |

Comments: Dissolved set collected @ MW-7. Radium MS/MSD collected @ MW-6D TJD

| Sample # | Date | Time | Bottle Count | Description | Lab Filter | Lab Id |
|---|---|---|---|---|---|---|
| MW-6V | 09/15/2020 | 15:35 | 1 | Groundwater | | BA17566 |
| MW-7 | 09/16/2020 | 11:50 | 1 | Groundwater | | BA17567 |
| MW-7 Diss | 09/16/2020 | 11:50 | 1 | Groundwater | | BA17568 |
| MW-6S | 09/16/2020 | 14:33 | 1 | Groundwater | | BA17569 |
| MW-6S Dup | 09/16/2020 | 14:33 | 1 | Sample Duplicate | | BA17570 |
| MW-6D | 09/17/2020 | 09:35 | 3 | Groundwater | | BA17571 |
| MW-23H | 09/17/2020 | 11:25 | 1 | Groundwater | | BA17572 |
| MW-41HD | 09/17/2020 | 13:05 | 1 | Groundwater | | BA17573 |
| MW-24H | 09/17/2020 | 14:20 | 1 | Groundwater | | BA17574 |
| FB-1 | 09/17/2020 | 14:45 | 1 | Field Blank | | BA17575 |
| | | | | | | |
| | | | | | | |
| | | | | | | |
| | | | | | | |
| | | | | | | |
| | | | | | | |
| | | | | | | |
| | | | | | | |
| | | | | | | |
| | | | | | | |

| Relinquished By | Received By | Date/Time |
|---|---|---|
| | | 09/18/2020 09:05 |
| | | |
| | | |

| | | | |
|---|---|---|---|
| SmarTroll ID | 7586-41444-5-3 | All metals and radiological bottles have pH < 2 | ☑ |
| Turbidity ID | 4677-23342-4-1 | Cooler Temp | N/A |
| Sample Event | 1303 | Thermometer ID | N/A |
| | | pH Strip ID | 8129-45507-2-2 |

Bottles/Pre-Preserved Bottles are provided by the GTL

# Chain of Custody
## Groundwater
APC General Testing Laboratory

☑ Field Complete ☑ Lab Complete ☑ Outside Lab

Lab ETA

| | | | |
|---|---|---|---|
| Requested Complete Date | Routine | Results To | Dustin Brooks, Greg Dyer |
| Site Representative | John Pate | Requested By | Greg Dyer |
| Collector | TJ Daugherty | Location | Gorgas Ash Pond |

| Bottles | | | | | | | | | | | | |
|---|---|---|---|---|---|---|---|---|---|---|---|---|
| 1 | Radium | 1 L | 3 | N/A | N/A | 5 | N/A | N/A | 7 | N/A | N/A |
| 2 | N/A | N/A | 4 | N/A | N/A | 6 | N/A | N/A | 8 | N/A | N/A |

Comments

| Sample # | Date | Time | Bottle Count | Description | Lab Filter | Lab Id |
|---|---|---|---|---|---|---|
| MW-8 | 09/21/2020 | 12:08 | 1 | Groundwater | | BA17817 |
| MW-26H | 09/21/2020 | 15:55 | 1 | Groundwater | | BA17818 |
| MW-26H Dis | 09/21/2020 | 15:55 | 1 | Groundwater | | BA17819 |
| MW-40H | 09/22/2020 | 09:58 | 1 | Groundwater | | BA17820 |
| MW-9V | 09/22/2020 | 13:05 | 1 | Groundwater | | BA17821 |
| | | | | | | |
| | | | | | | |
| | | | | | | |
| | | | | | | |
| | | | | | | |
| | | | | | | |
| | | | | | | |
| | | | | | | |
| | | | | | | |
| | | | | | | |
| | | | | | | |
| | | | | | | |
| | | | | | | |
| | | | | | | |
| | | | | | | |

| Relinquished By | Received By | Date/Time |
|---|---|---|
| | | 09/22/2020 14:46 |
| | | 09/23/2020 09:04 |
| | | |

| | | | |
|---|---|---|---|
| SmarTroll ID | 7586-41444-5-3 | All metals and radiological bottles have pH < 2 | ☑ |
| Turbidity ID | 4677-23342-4-1 | Cooler Temp | N/A |
| Sample Event | 1303 | Thermometer ID | N/A |
| | | pH Strip ID | 7925-43756-2-2 |

Bottles/Pre-Preserved Bottles are provided by the GTL

# Chain of Custody
## Groundwater
APC General Testing Laboratory

☑ Field Complete ☑ Lab Complete ☑ Outside Lab

Lab ETA

| | | | |
|---|---|---|---|
| Requested Complete Date | Routine | Results To | Dustin Brooks, Greg Dyer |
| Site Representative | John Pate | Requested By | Greg Dyer |
| Collector | Dallas Gentry | Location | Gorgas Ash Pond |

| Bottles | | | | | | | | | | | | | | | |
|---|---|---|---|---|---|---|---|---|---|---|---|---|---|---|---|
| | 1 | Radium | 1 L | 3 | N/A | N/A | 5 | N/A | N/A | 7 | N/A | N/A |
| | 2 | N/A | N/A | 4 | N/A | N/A | 6 | N/A | N/A | 8 | N/A | N/A |

Comments: Correcting Turbidity ID per collector request. LBM 9/28/20

| Sample # | Date | Time | Bottle Count | Description | Lab Filter | Lab Id |
|---|---|---|---|---|---|---|
| MW-15V | 09/21/2020 | 11:18 | 1 | Groundwater | | BA17799 |
| MW-17 | 09/21/2020 | 12:48 | 1 | Groundwater | | BA17800 |
| FB-2 | 09/21/2020 | 14:15 | 1 | Field Blank | | BA17801 |
| MW-32H | 09/21/2020 | 14:42 | 1 | Groundwater | | BA17802 |
| MW-30HA | 09/21/2020 | 16:28 | 1 | Groundwater | | BA17803 |
| MW-31H | 09/22/2020 | 10:04 | 1 | Groundwater | | BA17804 |
| MW-43H | 09/22/2020 | 11:30 | 1 | Groundwater | | BA17805 |
| MW-28H | 09/22/2020 | 13:04 | 1 | Groundwater | | BA17806 |
| PZ-18 | 09/22/2020 | 15:28 | 1 | Groundwater | | BA17807 |
| PZ-18 dup | 09/22/2020 | 15:28 | 1 | Sample Duplicate | | BA17808 |
| MW-18V | 09/22/2020 | 16:28 | 1 | Groundwater | | BA17809 |
| FB-3 | 09/22/2020 | 17:20 | 1 | Field Blank | | BA17810 |
| | | | | | | |
| | | | | | | |
| | | | | | | |
| | | | | | | |
| | | | | | | |
| | | | | | | |
| | | | | | | |
| | | | | | | |
| | | | | | | |

| Relinquished By | Received By | Date/Time |
|---|---|---|
| Dallas Gentry | Brooke Cotton | 09/23/2020 08:20 |
| | | |
| | | |

| | | | |
|---|---|---|---|
| SmarTroll ID | 7586-41442-5-1 | All metals and radiological bottles have pH < 2 | ☑ |
| Turbidity ID | 7081-38476-1-1 | Cooler Temp | N/A |
| Sample Event | 1303 | Thermometer ID | N/A |
| | | pH Strip ID | 7925-43756-2-2 |

Bottles/Pre-Preserved Bottles are provided by the GTL

# Chain of Custody
## Groundwater
APC General Testing Laboratory

☑ Field Complete ☑ Lab Complete ☑ Outside Lab

Lab ETA

| | | | |
|---|---|---|---|
| Requested Complete Date | Routine | Results To | Dustin Brooks, Greg Dyer |
| Site Representative | John Pate | Requested By | Greg Dyer |
| Collector | Anthony Goggins | Location | Gorgas Ash Pond |

| Bottles | | | | | | | | | | | | | | | | |
|---|---|---|---|---|---|---|---|---|---|---|---|---|---|---|---|---|
| | 1 | Radium | 1 L | 3 | N/A | N/A | 5 | N/A | N/A | 7 | N/A | N/A |
| | 2 | N/A | N/A | 4 | N/A | N/A | 6 | N/A | N/A | 8 | N/A | N/A |

Comments

| Sample # | Date | Time | Bottle Count | Description | Lab Filter | Lab Id |
|---|---|---|---|---|---|---|
| MW-16S | 09/21/2020 | 15:45 | 1 | Groundwater | | BA17811 |
| MW-16D | 09/22/2020 | 09:18 | 1 | Groundwater | | BA17812 |
| MW-42H | 09/22/2020 | 10:50 | 1 | Groundwater | | BA17813 |
| MW42H DUP | 09/22/2020 | 10:50 | 1 | Sample Duplicate | | BA17814 |
| MW-2 | 09/22/2020 | 12:37 | 1 | Groundwater | | BA17815 |
| MW-19 | 09/22/2020 | 13:56 | 1 | Groundwater | | BA17816 |
| | | | | | | |
| | | | | | | |
| | | | | | | |
| | | | | | | |
| | | | | | | |
| | | | | | | |
| | | | | | | |
| | | | | | | |
| | | | | | | |
| | | | | | | |
| | | | | | | |
| | | | | | | |
| | | | | | | |
| | | | | | | |

| Relinquished By | Received By | Date/Time |
|---|---|---|
| | | 09/23/2020 09:03 |
| | | |
| | | |

| | | | |
|---|---|---|---|
| SmarTroll ID | 7586-41445-5-4 | All metals and radiological bottles have pH < 2 | ☑ |
| Turbidity ID | 5160-26211-1-1 | Cooler Temp | N/A |
| Sample Event | 1303 | Thermometer ID | N/A |
| | | pH Strip ID | 7925-43756-2-2 |

Bottles/Pre-Preserved Bottles are provided by the GTL

# Chain of Custody
## Groundwater
APC General Testing Laboratory

☑ Field Complete ☑ Lab Complete ☑ Outside Lab

Lab ETA

| | | | |
|---|---|---|---|
| Requested Complete Date | Routine | Results To | Dustin Brooks, Greg Dyer |
| Site Representative | John Pate | Requested By | Greg Dyer |
| Collector | Dallas Gentry | Location | Gorgas Ash Pond |

| Bottles | | | | | | | | | | | | | | | | |
|---|---|---|---|---|---|---|---|---|---|---|---|---|---|---|---|---|
| | 1 | Radium | 1 L | 3 | N/A | N/A | 5 | N/A | N/A | 7 | N/A | N/A |
| | 2 | N/A | N/A | 4 | N/A | N/A | 6 | N/A | N/A | 8 | N/A | N/A |

Comments

| Sample # | Date | Time | Bottle Count | Description | Lab Filter | Lab Id |
|---|---|---|---|---|---|---|
| MW-15 | 09/23/2020 | 11:37 | 1 | Groundwater | | BA17919 |
| MW-17V | 09/23/2020 | 13:49 | 1 | Groundwater | | BA17920 |
| MW-21V | 09/23/2020 | 16:37 | 1 | Groundwater | | BA17921 |
| | | | | | | |
| | | | | | | |
| | | | | | | |
| | | | | | | |
| | | | | | | |
| | | | | | | |
| | | | | | | |
| | | | | | | |
| | | | | | | |
| | | | | | | |
| | | | | | | |
| | | | | | | |
| | | | | | | |
| | | | | | | |
| | | | | | | |
| | | | | | | |

| Relinquished By | Received By | Date/Time |
|---|---|---|
| Dallas Gentry | Brooke Cator | 09/24/2020 08:25 |
| | | |
| | | |

| | | | |
|---|---|---|---|
| SmarTroll ID | 7586-41442-5-1 | All metals and radiological bottles have pH < 2 | ☑ |
| Turbidity ID | 7081-38476-1-1 | Cooler Temp | N/A |
| Sample Event | 1303 | Thermometer ID | N/A |
| | | pH Strip ID | 7925-43756-2-2 |

Bottles/Pre-Preserved Bottles are provided by the GTL

# Chain of Custody
## Groundwater
APC General Testing Laboratory

☑ Field Complete ☑ Lab Complete ☑ Outside Lab

Lab ETA: 09/24/2020 10:00

| | | | |
|---|---|---|---|
| Requested Complete Date | Routine | Results To | Dustin Brooks, Greg Dyer |
| Site Representative | John Pate | Requested By | Greg Dyer |
| Collector | TJ Daugherty | Location | Gorgas Ash Pond |

Bottles

| | | | | | | | | | | | |
|---|---|---|---|---|---|---|---|---|---|---|---|
| 1 | Radium | 1 L | 3 | N/A | N/A | 5 | N/A | N/A | 7 | N/A | N/A |
| 2 | N/A | N/A | 4 | N/A | N/A | 6 | N/A | N/A | 8 | N/A | N/A |

Comments: Dissolved set collected at MW-12V. Rad MS/MSD collected @ MW-18

| Sample # | Date | Time | Bottle Count | Description | Lab Filter | Lab Id |
|---|---|---|---|---|---|---|
| MW-38H | 09/22/2020 | 15:10 | 1 | Groundwater | | BA17910 |
| MW-29H | 09/22/2020 | 16:45 | 1 | Groundwater | | BA17911 |
| MW-12V | 09/23/2020 | 10:15 | 1 | Groundwater | | BA17912 |
| MW-12V Dis | 09/23/2020 | 10:15 | 1 | Groundwater | | BA17913 |
| MW-12 | 09/23/2020 | 13:10 | 1 | Groundwater | | BA17914 |
| MW-21 | 09/23/2020 | 16:15 | 1 | Groundwater | | BA17915 |
| FB-4 | 09/23/2020 | 17:00 | 1 | Field Blank | | BA17916 |
| EB-1 | 09/23/2020 | 17:10 | 1 | Equipment Blank | | BA17917 |
| MW-18 | 09/23/2020 | 18:05 | 3 | Groundwater | | BA17918 |
| | | | | | | |
| | | | | | | |
| | | | | | | |
| | | | | | | |
| | | | | | | |
| | | | | | | |
| | | | | | | |
| | | | | | | |
| | | | | | | |
| | | | | | | |
| | | | | | | |

| Relinquished By | Received By | Date/Time |
|---|---|---|
| [signature] | Brooke Caton | 09/24/2020 08:24 |
| | | |
| | | |

| | | | |
|---|---|---|---|
| SmarTroll ID | 7586-41444-5-3 | All metals and radiological bottles have pH < 2 | ☑ |
| Turbidity ID | 4677-23342-4-1 | Cooler Temp | N/A |
| Sample Event | 1303 | Thermometer ID | N/A |
| | | pH Strip ID | 7925-43756-2-2 |

Bottles/Pre-Preserved Bottles are provided by the GTL

eurofins | Environment Testing America

# ANALYTICAL REPORT

Eurofins TestAmerica, Pensacola
3355 McLemore Drive
Pensacola, FL 32514
Tel: (850)474-1001

Laboratory Job ID: 400-193810-1
Laboratory Sample Delivery Group: Gorgas Ash Pond 1303
Client Project/Site: CCR Plant Gorgas

For:
Alabama Power General Test Laboratory
744 County Rd 87
GSC #8
Calera, Alabama 35040

Attn: Laura Midkiff

Cheyenne R Whitmire

*Authorized for release by:*
*11/4/2020 6:47:03 PM*

Cheyenne Whitmire, Project Manager II
(850)471-6222
Cheyenne.Whitmire@Eurofinset.com

LINKS

Review your project results through TotalAccess

Have a Question? Ask The Expert

Visit us at: www.eurofinsus.com/Env

*The test results in this report meet all 2003 NELAC, 2009 TNI, and 2016 TNI requirements for accredited parameters, exceptions are noted in this report. This report may not be reproduced except in full, and with written approval from the laboratory. For questions please contact the Project Manager at the e-mail address or telephone number listed on this page.*

*This report has been electronically signed and authorized by the signatory. Electronic signature is intended to be the legally binding equivalent of a traditionally handwritten signature.*

*Results relate only to the items tested and the sample(s) as received by the laboratory.*

# Table of Contents

Cover Page . . . . . 1
Table of Contents . . . . . 2
Case Narrative . . . . . 3
Method Summary . . . . . 6
Sample Summary . . . . . 7
Client Sample Results . . . . . 8
Definitions . . . . . 58
Chronicle . . . . . 59
QC Association . . . . . 72
QC Sample Results . . . . . 75
Chain of Custody . . . . . 83
Receipt Checklists . . . . . 90
Certification Summary . . . . . 92

## Job ID: 400-193810-1

### Laboratory: Eurofins TestAmerica, Pensacola

**Narrative**

**Job Narrative**
**400-193810-1**

**RAD**

Method 9315: Ra-226 prep batch 160-484743. Any minimum detectable concentration (MDC), critical value (DLC), or Safe Drinking Water Act detection limit (SDWA DL) is sample-specific unless otherwise stated elsewhere in this narrative. Radiochemistry sample results are reported with the count date/time applied as the Activity Reference Date. BA17572 MW-23H (400-193810-7), BA17573 MW-41HD (400-193810-8), BA17574 MW-24H (400-193810-9), BA17575 FB-1 (400-193810-10), BA17576 MW-25HA (400-193810-11), BA17577 PZ-16 (400-193810-12), BA17578 PZ-16 DUP (400-193810-13), BA17579 PZ-22 (400-193810-14), BA17579 PZ-22 (400-193810-14[MS]), BA17579 PZ-22 (400-193810-14[MSD]), BA17580 MW-36H (400-193810-15), (LCS 160-484743/1-A) and (MB 160-484743/24-A)

Method 9315: Radium-226 prep batch 160-484729. Any minimum detectable concentration (MDC), critical value (DLC), or Safe Drinking Water Act detection limit (SDWA DL) is sample-specific unless otherwise stated elsewhere in this narrative. Radiochemistry sample results are reported with the count date/time applied as the Activity Reference Date. BA17799 MW-15V (400-193810-16), BA17800 MW-17 (400-193810-17), BA17801 FB-2 (400-193810-18), BA17802 MW-32H (400-193810-19), BA17803 MW-30HA (400-193810-20), BA17804 MW-31H (400-193810-21), BA17805 MW-43H (400-193810-22), BA17806 MW-28H (400-193810-23), BA17807 PZ-18 (400-193810-24), BA17808 PZ-18 DUP (400-193810-25), BA17809 MW-18V (400-193810-26), BA17810 FB-3 (400-193810-27), BA17811 MW-16S (400-193810-28), (LCS 160-484729/1-A), (LCSD 160-484729/2-A) and (MB 160-484729/23-A)

Method 9315: Radium-226 prep batch 160-485002. Any minimum detectable concentration (MDC), critical value (DLC), or Safe Drinking Water Act detection limit (SDWA DL) is sample-specific unless otherwise stated elsewhere in this narrative. Radiochemistry sample results are reported with the count date/time applied as the Activity Reference Date. BA17821 MW-9V (400-193810-38), BA17910 MW-38H (400-193810-39), BA17911 MW-29H (400-193810-40), BA17912 MW-12V (400-193810-41), BA17913 MW-12V DIS (400-193810-42), BA17914 MW-12 (400-193810-43), BA17915 MW-21 (400-193810-44), BA17916 FB-4 (400-193810-45), BA17917 EB-1 (400-193810-46), BA17918 MW-18 (400-193810-47), BA17918 MW-18 (400-193810-47[MS]), BA17918 MW-18 (400-193810-47[MSD]), BA17919 MW-15 (400-193810-48), BA17920 MW-17V (400-193810-49), BA17921 MW-21V (400-193810-50), (LCS 160-485002/1-A) and (MB 160-485002/23-A)

Method 9315: Radium-226 prep batch 160-484723. Any minimum detectable concentration (MDC), critical value (DLC), or Safe Drinking Water Act detection limit (SDWA DL) is sample-specific unless otherwise stated elsewhere in this narrative. Radiochemistry sample results are reported with the count date/time applied as the Activity Reference Date. BA17566 MW-6V (400-193810-1), BA17567 MW-7 (400-193810-2), BA17568 MW-7 DISS (400-193810-3), BA17569 MW-6S (400-193810-4), BA17570 MW-6S DUP (400-193810-5), BA17571 MW-6D (400-193810-6), BA17571 MW-6D (400-193810-6[MS]), BA17571 MW-6D (400-193810-6[MSD]), BA17812 MW-16D (400-193810-29), BA17813 MW-42H (400-193810-30), BA17814 MW-42H DUP (400-193810-31), BA17815 MW-2 (400-193810-32), BA17816 MW-19 (400-193810-33), BA17817 MW-8 (400-193810-34), BA17818 MW-26H (400-193810-35), BA17819 MW-26H DIS (400-193810-36), BA17820 MW-40H (400-193810-37), (LCS 160-484723/1-A) and (MB 160-484723/24-A)

Method 9320: Radium-228 prep batch 160-484744. The following sample exhibited a negative result greater in magnitude than the 3 sigma TPU. This occurrence was evaluated and determined to be random in nature. Sporadic occurrences such as this are statistically expected. No further action is required. BA17576 MW-25HA (400-193810-11)

Method 9320: Radium-228 prep batch 160-484744. Any minimum detectable concentration (MDC), critical value (DLC), or Safe Drinking Water Act detection limit (SDWA DL) is sample-specific unless otherwise stated elsewhere in this narrative. Radiochemistry sample results are reported with the count date/time applied as the Activity Reference Date. BA17572 MW-23H (400-193810-7), BA17573 MW-41HD (400-193810-8), BA17574 MW-24H (400-193810-9), BA17575 FB-1 (400-193810-10), BA17576 MW-25HA (400-193810-11), BA17577 PZ-16 (400-193810-12), BA17578 PZ-16 DUP (400-193810-13), BA17579 PZ-22 (400-193810-14), BA17579 PZ-22 (400-193810-14[MS]), BA17579 PZ-22 (400-193810-14[MSD]), BA17580 MW-36H (400-193810-15), (LCS 160-484744/1-A) and (MB 160-484744/24-A)

Method 9320: Radium-228 prep batch 160-484733. Any minimum detectable concentration (MDC), critical value (DLC), or Safe Drinking Water Act detection limit (SDWA DL) is sample-specific unless otherwise stated elsewhere in this narrative. Radiochemistry sample results are reported with the count date/time applied as the Activity Reference Date. BA17799 MW-15V (400-193810-16), BA17800 MW-17 (400-193810-17), BA17801 FB-2 (400-193810-18), BA17802 MW-32H (400-193810-19), BA17803 MW-30HA (400-193810-20), BA17804 MW-31H (400-193810-21), BA17805 MW-43H (400-193810-22), BA17806 MW-28H (400-193810-23), BA17807 PZ-18 (400-193810-24), BA17808 PZ-18 DUP (400-193810-25), BA17809 MW-18V (400-193810-26), BA17810 FB-3 (400-193810-27), BA17811 MW-16S (400-193810-28), (LCS 160-484733/1-A), (LCSD 160-484733/2-A) and (MB 160-484733/23-A)

## Job ID: 400-193810-1 (Continued)

### Laboratory: Eurofins TestAmerica, Pensacola (Continued)

Method 9320: Radium-228 prep batch 160-485003. Any minimum detectable concentration (MDC), critical value (DLC), or Safe Drinking Water Act detection limit (SDWA DL) is sample-specific unless otherwise stated elsewhere in this narrative. Radiochemistry sample results are reported with the count date/time applied as the Activity Reference Date. BA17821 MW-9V (400-193810-38), BA17910 MW-38H (400-193810-39), BA17911 MW-29H (400-193810-40), BA17912 MW-12V (400-193810-41), BA17913 MW-12V DIS (400-193810-42), BA17914 MW-12 (400-193810-43), BA17915 MW-21 (400-193810-44), BA17916 FB-4 (400-193810-45), BA17917 EB-1 (400-193810-46), BA17918 MW-18 (400-193810-47), BA17918 MW-18 (400-193810-47[MS]), BA17918 MW-18 (400-193810-47[MSD]), BA17919 MW-15 (400-193810-48), BA17920 MW-17V (400-193810-49), BA17921 MW-21V (400-193810-50), (LCS 160-485003/1-A) and (MB 160-485003/23-A)

Method 9320: Radium-228 prep batch 160-485003. The detection goal was not met for the following sample due to the presence of matrix interferences (See prep NCM 160-206804): BA17912 MW-12V (400-193810-41). Analytical results are reported with the detection limit achieved.

Method 9320: Radium-228 prep batch 160-484724. The detection goal was not met for the following sample due to the presence of matrix interferences (see prep NCM 160-204940): BA17567 MW-7 (400-193810-2). Analytical results are reported with the detection limit achieved.

Method 9320: Radium-228 prep batch 160-484724. Any minimum detectable concentration (MDC), critical value (DLC), or Safe Drinking Water Act detection limit (SDWA DL) is sample-specific unless otherwise stated elsewhere in this narrative. Radiochemistry sample results are reported with the count date/time applied as the Activity Reference Date. BA17566 MW-6V (400-193810-1), BA17567 MW-7 (400-193810-2), BA17568 MW-7 DISS (400-193810-3), BA17569 MW-6S (400-193810-4), BA17570 MW-6S DUP (400-193810-5), BA17571 MW-6D (400-193810-6), BA17571 MW-6D (400-193810-6[MS]), BA17571 MW-6D (400-193810-6[MSD]), BA17812 MW-16D (400-193810-29), BA17813 MW-42H (400-193810-30), BA17814 MW-42H DUP (400-193810-31), BA17815 MW-2 (400-193810-32), BA17816 MW-19 (400-193810-33), BA17817 MW-8 (400-193810-34), BA17818 MW-26H (400-193810-35), BA17819 MW-26H DIS (400-193810-36), BA17820 MW-40H (400-193810-37), (LCS 160-484724/1-A) and (MB 160-484724/24-A)

Method PrecSep_0: Radium 228 Prep Batch 160-484724. The following samples were prepared at a reduced aliquot to insure sufficient volume remains if needed for analysis: BA17566 MW-6V (400-193810-1), BA17567 MW-7 (400-193810-2), BA17568 MW-7 DISS (400-193810-3), BA17569 MW-6S (400-193810-4), BA17570 MW-6S DUP (400-193810-5), BA17571 MW-6D (400-193810-6), BA17571 MW-6D (400-193810-6[MS]), BA17571 MW-6D (400-193810-6[MSD]), BA17812 MW-16D (400-193810-29), BA17813 MW-42H (400-193810-30), BA17814 MW-42H DUP (400-193810-31), BA17815 MW-2 (400-193810-32), BA17816 MW-19 (400-193810-33), BA17817 MW-8 (400-193810-34), BA17818 MW-26H (400-193810-35), BA17819 MW-26H DIS (400-193810-36) and BA17820 MW-40H (400-193810-37).

Method PrecSep_0: Radium 228 Prep Batch 160-484724. Samples 400-193810-2 and 400-193810-35 were prepared at a further reduced aliquot due to gray discoloration and a cloudy appearance.

Method PrecSep_0: Radium 228 Prep Batch 160-484733. The following samples were prepared at a reduced aliquot to insure sufficient volume remains if needed for analysis: BA17799 MW-15V (400-193810-16), BA17800 MW-17 (400-193810-17), BA17801 FB-2 (400-193810-18), BA7802 MW-32H (400-193810-19), BA17803 MW-30HA (400-193810-20), BA17804 MW-31H (400-193810-21), BA17805 MW-43H (400-193810-22), BA17806 MW-28H (400-193810-23), BA17807 PZ-18 (400-193810-24), BA17808 PZ-18 DUP (400-193810-25), BA17809 MW-18V (400-193810-26), BA17810 FB-3 (400-193810-27) and BA17811 MW-16S (400-193810-28).

Method PrecSep_0: Radium 228 Prep Batch 160-484733. Insufficient sample volume was available to perform a sample duplicate for the following samples: BA17799 MW-15V (400-193810-16), BA17800 MW-17 (400-193810-17), BA17801 FB-2 (400-193810-18), BA17802 MW-32H (400-193810-19), BA17803 MW-30HA (400-193810-20), BA17804 MW-31H (400-193810-21), BA17805 MW-43H (400-193810-22), BA17806 MW-28H (400-193810-23), BA17807 PZ-18 (400-193810-24), BA17808 PZ-18 DUP (400-193810-25), BA17809 MW-18V (400-193810-26), BA17810 FB-3 (400-193810-27) and BA17811 MW-16S (400-193810-28). A laboratory control sample/ laboratory control sample duplicate (LCS/LCSD) were prepared instead to demonstrate batch precision.

Method PrecSep_0: Radium 228 Prep Batch 160-484744. The following samples were prepared at a reduced aliquot to insure sufficient volume remains if needed for analysis: BA17572 MW-23H (400-193810-7), BA17573 MW-41HD (400-193810-8), BA17574 MW-24H (400-193810-9), BA17575 FB-1 (400-193810-10), BA17576 MW-25HA (400-193810-11), BA17577 PZ-16 (400-193810-12), BA17578 PZ-16 DUP (400-193810-13), BA17579 PZ-22 (400-193810-14), BA17579 PZ-22 (400-193810-14[MS]), BA17579 PZ-22

## Job ID: 400-193810-1 (Continued)

### Laboratory: Eurofins TestAmerica, Pensacola (Continued)

(400-193810-14[MSD]) and BA17580 MW-36H (400-193810-15).

Method PrecSep_0: Radium 228 Prep Batch 160-485003. The following samples were prepared at a reduced aliquot due to a cloudy appearance: BA17912 MW-12V (400-193810-41).

Method PrecSep_0: Radium 228 Prep Batch 160-485003. The following samples were prepared at a reduced aliquot to insure sufficient volume remains if needed for analysis: BA17821 MW-9V (400-193810-38), BA17910 MW-38H (400-193810-39), BA17911 MW-29H (400-193810-40), BA17912 MW-12V (400-193810-41), BA17913 MW-12V DIS (400-193810-42), BA17914 MW-12 (400-193810-43), BA17915 MW-21 (400-193810-44), BA17916 FB-4 (400-193810-45), BA17917 EB-1 (400-193810-46), BA17918 MW-18 (400-193810-47), BA17918 MW-18 (400-193810-47[MS]), BA17918 MW-18 (400-193810-47[MSD]), BA17919 MW-15 (400-193810-48), BA17920 MW-17V (400-193810-49) and BA17921 MW-21V (400-193810-50).

Method PrecSep-21: Radium 226 Prep Batch 160-484723. The following samples were prepared at a reduced aliquot to insure sufficient volume remains if needed for analysis: BA17566 MW-6V (400-193810-1), BA17567 MW-7 (400-193810-2), BA17568 MW-7 DISS (400-193810-3), BA17569 MW-6S (400-193810-4), BA17570 MW-6S DUP (400-193810-5), BA17571 MW-6D (400-193810-6), BA17571 MW-6D (400-193810-6[MS]), BA17571 MW-6D (400-193810-6[MSD]), BA17812 MW-16D (400-193810-29), BA17813 MW-42H (400-193810-30), BA17814 MW-42H DUP (400-193810-31), BA17815 MW-2 (400-193810-32), BA17816 MW-19 (400-193810-33), BA17817 MW-8 (400-193810-34), BA17818 MW-26H (400-193810-35), BA17819 MW-26H DIS (400-193810-36) and BA17820 MW-40H (400-193810-37).

Method PrecSep-21: Radium 226 Prep Batch 160-484723. Samples 400-193810-2 and 400-139810-35 were prepared at a reduced aliquot due to gray discoloration and a cloudy appearance.

Method PrecSep-21: Radium 226 Prep Batch 160-484729. Insufficient sample volume was available to perform a sample duplicate for the following samples: BA17799 MW-15V (400-193810-16), BA17800 MW-17 (400-193810-17), BA17801 FB-2 (400-193810-18), BA17802 MW-32H (400-193810-19), BA17803 MW-30HA (400-193810-20), BA17804 MW-31H (400-193810-21), BA17805 MW-43H (400-193810-22), BA17806 MW-28H (400-193810-23), BA17807 PZ-18 (400-193810-24), BA17808 PZ-18 DUP (400-193810-25), BA17809 MW-18V (400-193810-26), BA17810 FB-3 (400-193810-27) and BA17811 MW-16S (400-193810-28). A laboratory control sample/ laboratory control sample duplicate (LCS/LCSD) were prepared instead to demonstrate batch precision.

Method PrecSep-21: Radium 226 Prep Batch 160-484729. The following samples were prepared at a reduced aliquot to insure sufficient volume remains if needed for analysis: BA17799 MW-15V (400-193810-16), BA17800 MW-17 (400-193810-17), BA17801 FB-2 (400-193810-18), BA17802 MW-32H (400-193810-19), BA17803 MW-30HA (400-193810-20), BA17804 MW-31H (400-193810-21), BA17805 MW-43H (400-193810-22), BA17806 MW-28H (400-193810-23), BA17807 PZ-18 (400-193810-24), BA17808 PZ-18 DUP (400-193810-25), BA17809 MW-18V (400-193810-26), BA17810 FB-3 (400-193810-27) and BA17811 MW-16S (400-193810-28).

Method PrecSep-21: Radium 226 Prep Batch 160-484743. The following samples were prepared at a reduced aliquot to insure sufficient volume remains if needed for analysis: BA17572 MW-23H (400-193810-7), BA17573 MW-41HD (400-193810-8), BA17574 MW-24H (400-193810-9), BA17575 FB-1 (400-193810-10), BA17576 MW-25HA (400-193810-11), BA17577 PZ-16 (400-193810-12), BA17578 PZ-16 DUP (400-193810-13), BA17579 PZ-22 (400-193810-14), BA17579 PZ-22 (400-193810-14[MS]), BA17579 PZ-22 (400-193810-14[MSD]) and BA17580 MW-36H (400-193810-15).

Method PrecSep-21: Radium 226 Prep Batch 160-485002. The following samples were prepared at a reduced aliquot to insure sufficient volume remains if needed for analysis: BA17821 MW-9V (400-193810-38), BA17910 MW-38H (400-193810-39), BA17911 MW-29H (400-193810-40), BA17912 MW-12V (400-193810-41), BA17913 MW-12V DIS (400-193810-42), BA17914 MW-12 (400-193810-43), BA17915 MW-21 (400-193810-44), BA17916 FB-4 (400-193810-45), BA17917 EB-1 (400-193810-46), BA17918 MW-18 (400-193810-47), BA17918 MW-18 (400-193810-47[MS]), BA17918 MW-18 (400-193810-47[MSD]), BA17919 MW-15 (400-193810-48), BA17920 MW-17V (400-193810-49) and BA17921 MW-21V (400-193810-50).

Method PrecSep-21: Radium 226 Prep Batch 160-485002: The following samples were prepared at a reduced aliquot due to a cloudy appearance: BA17912 MW-12V (400-193810-41).

# Method Summary

Client: Alabama Power General Test Laboratory
Project/Site: CCR Plant Gorgas

Job ID: 400-193810-1
SDG: Gorgas Ash Pond 1303

| Method | Method Description | Protocol | Laboratory |
|---|---|---|---|
| 9315 | Radium-226 (GFPC) | SW846 | TAL SL |
| 9320 | Radium-228 (GFPC) | SW846 | TAL SL |
| Ra226_Ra228 | Combined Radium-226 and Radium-228 | TAL-STL | TAL SL |
| Ra226_Ra228 (D) | Combined Radium-226 and Radium-228 | TAL-STL | TAL SL |
| PrecSep_0 | Preparation, Precipitate Separation | None | TAL SL |
| PrecSep-21 | Preparation, Precipitate Separation (21-Day In-Growth) | None | TAL SL |

**Protocol References:**

None = None

SW846 = "Test Methods For Evaluating Solid Waste, Physical/Chemical Methods", Third Edition, November 1986 And Its Updates.

TAL-STL = TestAmerica Laboratories, St. Louis, Facility Standard Operating Procedure.

**Laboratory References:**

TAL SL = Eurofins TestAmerica, St. Louis, 13715 Rider Trail North, Earth City, MO 63045, TEL (314)298-8566

# Sample Summary

Client: Alabama Power General Test Laboratory
Project/Site: CCR Plant Gorgas

Job ID: 400-193810-1
SDG: Gorgas Ash Pond 1303

| Lab Sample ID | Client Sample ID | Matrix | Collected | Received | Asset ID |
|---|---|---|---|---|---|
| 400-193810-1 | BA17566 MW-6V | Water | 09/15/20 15:35 | 09/30/20 12:40 | |
| 400-193810-2 | BA17567 MW-7 | Water | 09/16/20 11:50 | 09/30/20 12:40 | |
| 400-193810-3 | BA17568 MW-7 DISS | Water | 09/16/20 11:50 | 09/30/20 12:40 | |
| 400-193810-4 | BA17569 MW-6S | Water | 09/16/20 14:33 | 09/30/20 12:40 | |
| 400-193810-5 | BA17570 MW-6S DUP | Water | 09/16/20 14:33 | 09/30/20 12:40 | |
| 400-193810-6 | BA17571 MW-6D | Water | 09/17/20 09:35 | 09/30/20 12:40 | |
| 400-193810-7 | BA17572 MW-23H | Water | 09/17/20 11:25 | 09/30/20 12:40 | |
| 400-193810-8 | BA17573 MW-41HD | Water | 09/17/20 13:05 | 09/30/20 12:40 | |
| 400-193810-9 | BA17574 MW-24H | Water | 09/17/20 14:20 | 09/30/20 12:40 | |
| 400-193810-10 | BA17575 FB-1 | Water | 09/17/20 14:45 | 09/30/20 12:40 | |
| 400-193810-11 | BA17576 MW-25HA | Water | 09/17/20 09:08 | 09/30/20 12:40 | |
| 400-193810-12 | BA17577 PZ-16 | Water | 09/17/20 11:55 | 09/30/20 12:40 | |
| 400-193810-13 | BA17578 PZ-16 DUP | Water | 09/17/20 11:55 | 09/30/20 12:40 | |
| 400-193810-14 | BA17579 PZ-22 | Water | 09/17/20 13:07 | 09/30/20 12:40 | |
| 400-193810-15 | BA17580 MW-36H | Water | 09/17/20 15:01 | 09/30/20 12:40 | |
| 400-193810-16 | BA17799 MW-15V | Water | 09/21/20 11:18 | 09/30/20 12:40 | |
| 400-193810-17 | BA17800 MW-17 | Water | 09/21/20 12:48 | 09/30/20 12:40 | |
| 400-193810-18 | BA17801 FB-2 | Water | 09/21/20 14:15 | 09/30/20 12:40 | |
| 400-193810-19 | BA17802 MW-32H | Water | 09/21/20 14:42 | 09/30/20 12:40 | |
| 400-193810-20 | BA17803 MW-30HA | Water | 09/21/20 16:28 | 09/30/20 12:40 | |
| 400-193810-21 | BA17804 MW-31H | Water | 09/22/20 10:04 | 09/30/20 12:40 | |
| 400-193810-22 | BA17805 MW-43H | Water | 09/22/20 11:30 | 09/30/20 12:40 | |
| 400-193810-23 | BA17806 MW-28H | Water | 09/22/20 13:04 | 09/30/20 12:40 | |
| 400-193810-24 | BA17807 PZ-18 | Water | 09/22/20 15:28 | 09/30/20 12:40 | |
| 400-193810-25 | BA17808 PZ-18 DUP | Water | 09/22/20 15:28 | 09/30/20 12:40 | |
| 400-193810-26 | BA17809 MW-18V | Water | 09/22/20 16:28 | 09/30/20 12:40 | |
| 400-193810-27 | BA17810 FB-3 | Water | 09/22/20 17:20 | 09/30/20 12:40 | |
| 400-193810-28 | BA17811 MW-16S | Water | 09/21/20 15:45 | 09/30/20 12:40 | |
| 400-193810-29 | BA17812 MW-16D | Water | 09/22/20 09:18 | 09/30/20 12:40 | |
| 400-193810-30 | BA17813 MW-42H | Water | 09/22/20 10:50 | 09/30/20 12:40 | |
| 400-193810-31 | BA17814 MW-42H DUP | Water | 09/22/20 10:50 | 09/30/20 12:40 | |
| 400-193810-32 | BA17815 MW-2 | Water | 09/22/20 12:37 | 09/30/20 12:40 | |
| 400-193810-33 | BA17816 MW-19 | Water | 09/22/20 13:56 | 09/30/20 12:40 | |
| 400-193810-34 | BA17817 MW-8 | Water | 09/21/20 12:08 | 09/30/20 12:40 | |
| 400-193810-35 | BA17818 MW-26H | Water | 09/21/20 15:55 | 09/30/20 12:40 | |
| 400-193810-36 | BA17819 MW-26H DIS | Water | 09/21/20 15:55 | 09/30/20 12:40 | |
| 400-193810-37 | BA17820 MW-40H | Water | 09/22/20 09:58 | 09/30/20 12:40 | |
| 400-193810-38 | BA17821 MW-9V | Water | 09/22/20 13:05 | 09/30/20 12:40 | |
| 400-193810-39 | BA17910 MW-38H | Water | 09/22/20 15:10 | 09/30/20 12:40 | |
| 400-193810-40 | BA17911 MW-29H | Water | 09/22/20 16:45 | 09/30/20 12:40 | |
| 400-193810-41 | BA17912 MW-12V | Water | 09/23/20 10:15 | 09/30/20 12:40 | |
| 400-193810-42 | BA17913 MW-12V DIS | Water | 09/23/20 10:15 | 09/30/20 12:40 | |
| 400-193810-43 | BA17914 MW-12 | Water | 09/23/20 13:10 | 09/30/20 12:40 | |
| 400-193810-44 | BA17915 MW-21 | Water | 09/23/20 16:15 | 09/30/20 12:40 | |
| 400-193810-45 | BA17916 FB-4 | Water | 09/23/20 17:00 | 09/30/20 12:40 | |
| 400-193810-46 | BA17917 EB-1 | Water | 09/23/20 17:10 | 09/30/20 12:40 | |
| 400-193810-47 | BA17918 MW-18 | Water | 09/23/20 18:05 | 09/30/20 12:40 | |
| 400-193810-48 | BA17919 MW-15 | Water | 09/23/20 11:37 | 09/30/20 12:40 | |
| 400-193810-49 | BA17920 MW-17V | Water | 09/23/20 13:49 | 09/30/20 12:40 | |
| 400-193810-50 | BA17921 MW-21V | Water | 09/23/20 16:37 | 09/30/20 12:40 | |

## Client Sample ID: BA17566 MW-6V

**Date Collected: 09/15/20 15:35**
**Date Received: 09/30/20 12:40**

## Lab Sample ID: 400-193810-1

**Matrix: Water**

### Method: 9315 - Radium-226 (GFPC)

| Analyte | Result | Qualifier | Count Uncert. (2σ+/-) | Total Uncert. (2σ+/-) | RL | MDC | Unit | Prepared | Analyzed | Dil Fac |
|---|---|---|---|---|---|---|---|---|---|---|
| **Radium-226** | **0.738** | | 0.253 | 0.262 | 1.00 | 0.219 | pCi/L | 10/06/20 07:47 | 10/31/20 10:40 | 1 |

| *Carrier* | *%Yield* | *Qualifier* | *Limits* | *Prepared* | *Analyzed* | *Dil Fac* |
|---|---|---|---|---|---|---|
| *Ba Carrier* | *85.5* | | *40 - 110* | *10/06/20 07:47* | *10/31/20 10:40* | *1* |

### Method: 9320 - Radium-228 (GFPC)

| Analyte | Result | Qualifier | Count Uncert. (2σ+/-) | Total Uncert. (2σ+/-) | RL | MDC | Unit | Prepared | Analyzed | Dil Fac |
|---|---|---|---|---|---|---|---|---|---|---|
| Radium-228 | 0.512 | U | 0.416 | 0.419 | 1.00 | 0.662 | pCi/L | 10/06/20 08:15 | 10/29/20 12:31 | 1 |

| *Carrier* | *%Yield* | *Qualifier* | *Limits* | *Prepared* | *Analyzed* | *Dil Fac* |
|---|---|---|---|---|---|---|
| *Ba Carrier* | *85.5* | | *40 - 110* | *10/06/20 08:15* | *10/29/20 12:31* | *1* |
| *Y Carrier* | *76.3* | | *40 - 110* | *10/06/20 08:15* | *10/29/20 12:31* | *1* |

### Method: Ra226_Ra228 - Combined Radium-226 and Radium-228

| Analyte | Result | Qualifier | Count Uncert. (2σ+/-) | Total Uncert. (2σ+/-) | RL | MDC | Unit | Prepared | Analyzed | Dil Fac |
|---|---|---|---|---|---|---|---|---|---|---|
| **Combined Radium 226 + 228** | **1.25** | | 0.487 | 0.494 | 5.00 | 0.662 | pCi/L | | 11/02/20 21:33 | 1 |

## Client Sample ID: BA17567 MW-7

**Date Collected: 09/16/20 11:50**
**Date Received: 09/30/20 12:40**

## Lab Sample ID: 400-193810-2

**Matrix: Water**

### Method: 9315 - Radium-226 (GFPC)

| Analyte | Result | Qualifier | Count Uncert. (2σ+/-) | Total Uncert. (2σ+/-) | RL | MDC | Unit | Prepared | Analyzed | Dil Fac |
|---|---|---|---|---|---|---|---|---|---|---|
| Radium-226 | 0.481 | | 0.310 | 0.313 | 1.00 | 0.404 | pCi/L | 10/06/20 07:47 | 10/31/20 10:42 | 1 |

| *Carrier* | *%Yield* | *Qualifier* | *Limits* | *Prepared* | *Analyzed* | *Dil Fac* |
|---|---|---|---|---|---|---|
| *Ba Carrier* | *72.5* | | *40 - 110* | *10/06/20 07:47* | *10/31/20 10:42* | *1* |

### Method: 9320 - Radium-228 (GFPC)

| Analyte | Result | Qualifier | Count Uncert. (2σ+/-) | Total Uncert. (2σ+/-) | RL | MDC | Unit | Prepared | Analyzed | Dil Fac |
|---|---|---|---|---|---|---|---|---|---|---|
| Radium-228 | 1.25 | G | 0.734 | 0.743 | 1.00 | 1.11 | pCi/L | 10/06/20 08:15 | 10/29/20 12:31 | 1 |

| *Carrier* | *%Yield* | *Qualifier* | *Limits* | *Prepared* | *Analyzed* | *Dil Fac* |
|---|---|---|---|---|---|---|
| *Ba Carrier* | *72.5* | | *40 - 110* | *10/06/20 08:15* | *10/29/20 12:31* | *1* |
| *Y Carrier* | *78.1* | | *40 - 110* | *10/06/20 08:15* | *10/29/20 12:31* | *1* |

### Method: Ra226_Ra228 - Combined Radium-226 and Radium-228

| Analyte | Result | Qualifier | Count Uncert. (2σ+/-) | Total Uncert. (2σ+/-) | RL | MDC | Unit | Prepared | Analyzed | Dil Fac |
|---|---|---|---|---|---|---|---|---|---|---|
| Combined Radium 226 + 228 | 1.74 | | 0.797 | 0.806 | 5.00 | 1.11 | pCi/L | | 11/02/20 21:33 | 1 |

## Client Sample ID: BA17568 MW-7 DISS

**Date Collected: 09/16/20 11:50**
**Date Received: 09/30/20 12:40**

## Lab Sample ID: 400-193810-3

**Matrix: Water**

### Method: 9315 - Radium-226 (GFPC) - Dissolved

| Analyte | Result | Qualifier | Count Uncert. (2σ+/-) | Total Uncert. (2σ+/-) | RL | MDC | Unit | Prepared | Analyzed | Dil Fac |
|---|---|---|---|---|---|---|---|---|---|---|
| **Radium-226** | **0.357** | | 0.207 | 0.210 | 1.00 | 0.254 | pCi/L | 10/06/20 07:47 | 10/31/20 10:40 | 1 |

| *Carrier* | *%Yield* | *Qualifier* | *Limits* | *Prepared* | *Analyzed* | *Dil Fac* |
|---|---|---|---|---|---|---|
| *Ba Carrier* | *75.1* | | *40 - 110* | *10/06/20 07:47* | *10/31/20 10:40* | *1* |

### Method: 9320 - Radium-228 (GFPC) - Dissolved

| Analyte | Result | Qualifier | Count Uncert. (2σ+/-) | Total Uncert. (2σ+/-) | RL | MDC | Unit | Prepared | Analyzed | Dil Fac |
|---|---|---|---|---|---|---|---|---|---|---|
| Radium-228 | 0.743 | U | 0.483 | 0.488 | 1.00 | 0.749 | pCi/L | 10/06/20 08:15 | 10/29/20 12:31 | 1 |

| *Carrier* | *%Yield* | *Qualifier* | *Limits* | *Prepared* | *Analyzed* | *Dil Fac* |
|---|---|---|---|---|---|---|
| *Ba Carrier* | *75.1* | | *40 - 110* | *10/06/20 08:15* | *10/29/20 12:31* | *1* |
| *Y Carrier* | *79.6* | | *40 - 110* | *10/06/20 08:15* | *10/29/20 12:31* | *1* |

### Method: Ra226_Ra228 (D) - Combined Radium-226 and Radium-228 - Dissolved

| Analyte | Result | Qualifier | Count Uncert. (2σ+/-) | Total Uncert. (2σ+/-) | RL | MDC | Unit | Prepared | Analyzed | Dil Fac |
|---|---|---|---|---|---|---|---|---|---|---|
| **Combined Radium 226 + 228** | **1.10** | | 0.525 | 0.531 | 5.00 | 0.749 | pCi/L | | 11/02/20 23:17 | 1 |

## Client Sample ID: BA17569 MW-6S

**Date Collected: 09/16/20 14:33**
**Date Received: 09/30/20 12:40**

## Lab Sample ID: 400-193810-4

**Matrix: Water**

### Method: 9315 - Radium-226 (GFPC)

| Analyte | Result | Qualifier | Count Uncert. (2σ+/-) | Total Uncert. (2σ+/-) | RL | MDC | Unit | Prepared | Analyzed | Dil Fac |
|---|---|---|---|---|---|---|---|---|---|---|
| Radium-226 | 0.265 | U | 0.258 | 0.259 | 1.00 | 0.406 | pCi/L | 10/06/20 07:47 | 10/31/20 10:42 | 1 |

| *Carrier* | *%Yield* | *Qualifier* | *Limits* | *Prepared* | *Analyzed* | *Dil Fac* |
|---|---|---|---|---|---|---|
| *Ba Carrier* | *63.9* | | *40 - 110* | *10/06/20 07:47* | *10/31/20 10:42* | *1* |

### Method: 9320 - Radium-228 (GFPC)

| Analyte | Result | Qualifier | Count Uncert. (2σ+/-) | Total Uncert. (2σ+/-) | RL | MDC | Unit | Prepared | Analyzed | Dil Fac |
|---|---|---|---|---|---|---|---|---|---|---|
| **Radium-228** | **0.788** | | 0.506 | 0.511 | 1.00 | 0.773 | pCi/L | 10/06/20 08:15 | 10/29/20 12:31 | 1 |

| *Carrier* | *%Yield* | *Qualifier* | *Limits* | *Prepared* | *Analyzed* | *Dil Fac* |
|---|---|---|---|---|---|---|
| *Ba Carrier* | *63.9* | | *40 - 110* | *10/06/20 08:15* | *10/29/20 12:31* | *1* |
| *Y Carrier* | *77.8* | | *40 - 110* | *10/06/20 08:15* | *10/29/20 12:31* | *1* |

### Method: Ra226_Ra228 - Combined Radium-226 and Radium-228

| Analyte | Result | Qualifier | Count Uncert. (2σ+/-) | Total Uncert. (2σ+/-) | RL | MDC | Unit | Prepared | Analyzed | Dil Fac |
|---|---|---|---|---|---|---|---|---|---|---|
| **Combined Radium 226 + 228** | **1.05** | | 0.568 | 0.573 | 5.00 | 0.773 | pCi/L | | 11/02/20 21:33 | 1 |

## Client Sample ID: BA17570 MW-6S DUP

**Date Collected: 09/16/20 14:33**
**Date Received: 09/30/20 12:40**

## Lab Sample ID: 400-193810-5

**Matrix: Water**

### Method: 9315 - Radium-226 (GFPC)

| Analyte | Result | Qualifier | Count Uncert. (2σ+/-) | Total Uncert. (2σ+/-) | RL | MDC | Unit | Prepared | Analyzed | Dil Fac |
|---|---|---|---|---|---|---|---|---|---|---|
| **Radium-226** | **0.462** | | 0.235 | 0.239 | 1.00 | 0.276 | pCi/L | 10/06/20 07:47 | 10/31/20 10:42 | 1 |

| *Carrier* | *%Yield* | *Qualifier* | *Limits* | *Prepared* | *Analyzed* | *Dil Fac* |
|---|---|---|---|---|---|---|
| *Ba Carrier* | *72.8* | | *40 - 110* | *10/06/20 07:47* | *10/31/20 10:42* | *1* |

### Method: 9320 - Radium-228 (GFPC)

| Analyte | Result | Qualifier | Count Uncert. (2σ+/-) | Total Uncert. (2σ+/-) | RL | MDC | Unit | Prepared | Analyzed | Dil Fac |
|---|---|---|---|---|---|---|---|---|---|---|
| Radium-228 | 0.215 | U | 0.447 | 0.448 | 1.00 | 0.764 | pCi/L | 10/06/20 08:15 | 10/29/20 12:31 | 1 |

| *Carrier* | *%Yield* | *Qualifier* | *Limits* | *Prepared* | *Analyzed* | *Dil Fac* |
|---|---|---|---|---|---|---|
| *Ba Carrier* | *72.8* | | *40 - 110* | *10/06/20 08:15* | *10/29/20 12:31* | *1* |
| *Y Carrier* | *79.3* | | *40 - 110* | *10/06/20 08:15* | *10/29/20 12:31* | *1* |

### Method: Ra226_Ra228 - Combined Radium-226 and Radium-228

| Analyte | Result | Qualifier | Count Uncert. (2σ+/-) | Total Uncert. (2σ+/-) | RL | MDC | Unit | Prepared | Analyzed | Dil Fac |
|---|---|---|---|---|---|---|---|---|---|---|
| Combined Radium 226 + 228 | 0.677 | U | 0.505 | 0.508 | 5.00 | 0.764 | pCi/L | | 11/02/20 21:33 | 1 |

## Client Sample ID: BA17571 MW-6D

**Date Collected: 09/17/20 09:35**
**Date Received: 09/30/20 12:40**

## Lab Sample ID: 400-193810-6

**Matrix: Water**

### Method: 9315 - Radium-226 (GFPC)

| Analyte | Result | Qualifier | Count Uncert. (2σ+/-) | Total Uncert. (2σ+/-) | RL | MDC | Unit | Prepared | Analyzed | Dil Fac |
|---|---|---|---|---|---|---|---|---|---|---|
| Radium-226 | 0.309 | | 0.185 | 0.188 | 1.00 | 0.236 | pCi/L | 10/06/20 07:47 | 10/31/20 10:43 | 1 |

| *Carrier* | *%Yield* | *Qualifier* | *Limits* | *Prepared* | *Analyzed* | *Dil Fac* |
|---|---|---|---|---|---|---|
| *Ba Carrier* | *87.0* | | *40 - 110* | *10/06/20 07:47* | *10/31/20 10:43* | *1* |

### Method: 9320 - Radium-228 (GFPC)

| Analyte | Result | Qualifier | Count Uncert. (2σ+/-) | Total Uncert. (2σ+/-) | RL | MDC | Unit | Prepared | Analyzed | Dil Fac |
|---|---|---|---|---|---|---|---|---|---|---|
| Radium-228 | 0.0104 | U | 0.378 | 0.378 | 1.00 | 0.672 | pCi/L | 10/06/20 08:15 | 10/29/20 12:31 | 1 |

| *Carrier* | *%Yield* | *Qualifier* | *Limits* | *Prepared* | *Analyzed* | *Dil Fac* |
|---|---|---|---|---|---|---|
| *Ba Carrier* | *87.0* | | *40 - 110* | *10/06/20 08:15* | *10/29/20 12:31* | *1* |
| *Y Carrier* | *77.0* | | *40 - 110* | *10/06/20 08:15* | *10/29/20 12:31* | *1* |

### Method: Ra226_Ra228 - Combined Radium-226 and Radium-228

| Analyte | Result | Qualifier | Count Uncert. (2σ+/-) | Total Uncert. (2σ+/-) | RL | MDC | Unit | Prepared | Analyzed | Dil Fac |
|---|---|---|---|---|---|---|---|---|---|---|
| Combined Radium 226 + 228 | 0.320 | U | 0.421 | 0.422 | 5.00 | 0.672 | pCi/L | | 11/02/20 21:33 | 1 |

## Client Sample ID: BA17572 MW-23H

**Date Collected: 09/17/20 11:25**
**Date Received: 09/30/20 12:40**

## Lab Sample ID: 400-193810-7

**Matrix: Water**

### Method: 9315 - Radium-226 (GFPC)

| Analyte | Result | Qualifier | Count Uncert. (2σ+/-) | Total Uncert. (2σ+/-) | RL | MDC | Unit | Prepared | Analyzed | Dil Fac |
|---|---|---|---|---|---|---|---|---|---|---|
| Radium-226 | 0.0705 | U | 0.0935 | 0.0937 | 1.00 | 0.156 | pCi/L | 10/06/20 11:14 | 10/28/20 12:54 | 1 |

| *Carrier* | *%Yield* | *Qualifier* | *Limits* | *Prepared* | *Analyzed* | *Dil Fac* |
|---|---|---|---|---|---|---|
| *Ba Carrier* | *74.0* | | *40 - 110* | *10/06/20 11:14* | *10/28/20 12:54* | *1* |

### Method: 9320 - Radium-228 (GFPC)

| Analyte | Result | Qualifier | Count Uncert. (2σ+/-) | Total Uncert. (2σ+/-) | RL | MDC | Unit | Prepared | Analyzed | Dil Fac |
|---|---|---|---|---|---|---|---|---|---|---|
| Radium-228 | 0.589 | U | 0.455 | 0.459 | 1.00 | 0.719 | pCi/L | 10/06/20 11:57 | 10/15/20 12:57 | 1 |

| *Carrier* | *%Yield* | *Qualifier* | *Limits* | *Prepared* | *Analyzed* | *Dil Fac* |
|---|---|---|---|---|---|---|
| *Ba Carrier* | *74.0* | | *40 - 110* | *10/06/20 11:57* | *10/15/20 12:57* | *1* |
| *Y Carrier* | *84.5* | | *40 - 110* | *10/06/20 11:57* | *10/15/20 12:57* | *1* |

### Method: Ra226_Ra228 - Combined Radium-226 and Radium-228

| Analyte | Result | Qualifier | Count Uncert. (2σ+/-) | Total Uncert. (2σ+/-) | RL | MDC | Unit | Prepared | Analyzed | Dil Fac |
|---|---|---|---|---|---|---|---|---|---|---|
| Combined Radium 226 + 228 | 0.660 | U | 0.465 | 0.468 | 5.00 | 0.719 | pCi/L | | 11/02/20 19:07 | 1 |

## Client Sample ID: BA17573 MW-41HD

**Date Collected: 09/17/20 13:05**
**Date Received: 09/30/20 12:40**

## Lab Sample ID: 400-193810-8

**Matrix: Water**

### Method: 9315 - Radium-226 (GFPC)

| Analyte | Result | Qualifier | Count Uncert. (2σ+/-) | Total Uncert. (2σ+/-) | RL | MDC | Unit | Prepared | Analyzed | Dil Fac |
|---|---|---|---|---|---|---|---|---|---|---|
| Radium-226 | 0.288 | | 0.120 | 0.123 | 1.00 | 0.130 | pCi/L | 10/06/20 11:14 | 10/28/20 12:54 | 1 |

| *Carrier* | *%Yield* | *Qualifier* | *Limits* | *Prepared* | *Analyzed* | *Dil Fac* |
|---|---|---|---|---|---|---|
| *Ba Carrier* | *89.9* | | *40 - 110* | *10/06/20 11:14* | *10/28/20 12:54* | *1* |

### Method: 9320 - Radium-228 (GFPC)

| Analyte | Result | Qualifier | Count Uncert. (2σ+/-) | Total Uncert. (2σ+/-) | RL | MDC | Unit | Prepared | Analyzed | Dil Fac |
|---|---|---|---|---|---|---|---|---|---|---|
| Radium-228 | -0.148 | U | 0.345 | 0.345 | 1.00 | 0.648 | pCi/L | 10/06/20 11:57 | 10/15/20 12:58 | 1 |

| *Carrier* | *%Yield* | *Qualifier* | *Limits* | *Prepared* | *Analyzed* | *Dil Fac* |
|---|---|---|---|---|---|---|
| *Ba Carrier* | *89.9* | | *40 - 110* | *10/06/20 11:57* | *10/15/20 12:58* | *1* |
| *Y Carrier* | *75.1* | | *40 - 110* | *10/06/20 11:57* | *10/15/20 12:58* | *1* |

### Method: Ra226_Ra228 - Combined Radium-226 and Radium-228

| Analyte | Result | Qualifier | Count Uncert. (2σ+/-) | Total Uncert. (2σ+/-) | RL | MDC | Unit | Prepared | Analyzed | Dil Fac |
|---|---|---|---|---|---|---|---|---|---|---|
| Combined Radium 226 + 228 | 0.140 | U | 0.365 | 0.366 | 5.00 | 0.648 | pCi/L | | 11/02/20 19:07 | 1 |

## Client Sample ID: BA17574 MW-24H

**Date Collected: 09/17/20 14:20**
**Date Received: 09/30/20 12:40**

## Lab Sample ID: 400-193810-9

**Matrix: Water**

### Method: 9315 - Radium-226 (GFPC)

| Analyte | Result | Qualifier | Count Uncert. (2σ+/-) | Total Uncert. (2σ+/-) | RL | MDC | Unit | Prepared | Analyzed | Dil Fac |
|---|---|---|---|---|---|---|---|---|---|---|
| **Radium-226** | **0.424** | | 0.131 | 0.137 | 1.00 | 0.105 | pCi/L | 10/06/20 11:14 | 10/28/20 14:40 | 1 |

| *Carrier* | *%Yield* | *Qualifier* | *Limits* | *Prepared* | *Analyzed* | *Dil Fac* |
|---|---|---|---|---|---|---|
| *Ba Carrier* | *91.1* | | *40 - 110* | *10/06/20 11:14* | *10/28/20 14:40* | *1* |

### Method: 9320 - Radium-228 (GFPC)

| Analyte | Result | Qualifier | Count Uncert. (2σ+/-) | Total Uncert. (2σ+/-) | RL | MDC | Unit | Prepared | Analyzed | Dil Fac |
|---|---|---|---|---|---|---|---|---|---|---|
| Radium-228 | -0.127 | U | 0.398 | 0.398 | 1.00 | 0.725 | pCi/L | 10/06/20 11:57 | 10/15/20 12:59 | 1 |

| *Carrier* | *%Yield* | *Qualifier* | *Limits* | *Prepared* | *Analyzed* | *Dil Fac* |
|---|---|---|---|---|---|---|
| *Ba Carrier* | *91.1* | | *40 - 110* | *10/06/20 11:57* | *10/15/20 12:59* | *1* |
| *Y Carrier* | *77.8* | | *40 - 110* | *10/06/20 11:57* | *10/15/20 12:59* | *1* |

### Method: Ra226_Ra228 - Combined Radium-226 and Radium-228

| Analyte | Result | Qualifier | Count Uncert. (2σ+/-) | Total Uncert. (2σ+/-) | RL | MDC | Unit | Prepared | Analyzed | Dil Fac |
|---|---|---|---|---|---|---|---|---|---|---|
| Combined Radium 226 + 228 | 0.298 | U | 0.419 | 0.421 | 5.00 | 0.725 | pCi/L | | 11/02/20 19:07 | 1 |

## Client Sample ID: BA17575 FB-1

**Date Collected: 09/17/20 14:45**
**Date Received: 09/30/20 12:40**

## Lab Sample ID: 400-193810-10

**Matrix: Water**

### Method: 9315 - Radium-226 (GFPC)

| Analyte | Result | Qualifier | Count Uncert. (2σ+/-) | Total Uncert. (2σ+/-) | RL | MDC | Unit | Prepared | Analyzed | Dil Fac |
|---|---|---|---|---|---|---|---|---|---|---|
| **Radium-226** | **0.164** | | 0.0989 | 0.100 | 1.00 | 0.124 | pCi/L | 10/06/20 11:14 | 10/28/20 14:40 | 1 |

| *Carrier* | *%Yield* | *Qualifier* | *Limits* | *Prepared* | *Analyzed* | *Dil Fac* |
|---|---|---|---|---|---|---|
| *Ba Carrier* | *78.7* | | *40 - 110* | *10/06/20 11:14* | *10/28/20 14:40* | *1* |

### Method: 9320 - Radium-228 (GFPC)

| Analyte | Result | Qualifier | Count Uncert. (2σ+/-) | Total Uncert. (2σ+/-) | RL | MDC | Unit | Prepared | Analyzed | Dil Fac |
|---|---|---|---|---|---|---|---|---|---|---|
| Radium-228 | 0.475 | U | 0.426 | 0.429 | 1.00 | 0.685 | pCi/L | 10/06/20 11:57 | 10/15/20 12:59 | 1 |

| *Carrier* | *%Yield* | *Qualifier* | *Limits* | *Prepared* | *Analyzed* | *Dil Fac* |
|---|---|---|---|---|---|---|
| *Ba Carrier* | *78.7* | | *40 - 110* | *10/06/20 11:57* | *10/15/20 12:59* | *1* |
| *Y Carrier* | *82.2* | | *40 - 110* | *10/06/20 11:57* | *10/15/20 12:59* | *1* |

### Method: Ra226_Ra228 - Combined Radium-226 and Radium-228

| Analyte | Result | Qualifier | Count Uncert. (2σ+/-) | Total Uncert. (2σ+/-) | RL | MDC | Unit | Prepared | Analyzed | Dil Fac |
|---|---|---|---|---|---|---|---|---|---|---|
| Combined Radium 226 + 228 | 0.639 | U | 0.437 | 0.441 | 5.00 | 0.685 | pCi/L | | 11/02/20 19:07 | 1 |

## Client Sample ID: BA17576 MW-25HA

**Date Collected: 09/17/20 09:08**
**Date Received: 09/30/20 12:40**

## Lab Sample ID: 400-193810-11

**Matrix: Water**

### Method: 9315 - Radium-226 (GFPC)

| Analyte | Result | Qualifier | Count Uncert. (2σ+/-) | Total Uncert. (2σ+/-) | RL | MDC | Unit | Prepared | Analyzed | Dil Fac |
|---|---|---|---|---|---|---|---|---|---|---|
| Radium-226 | 0.146 | | 0.0900 | 0.0910 | 1.00 | 0.115 | pCi/L | 10/06/20 11:14 | 10/28/20 14:40 | 1 |

| *Carrier* | *%Yield* | *Qualifier* | *Limits* | *Prepared* | *Analyzed* | *Dil Fac* |
|---|---|---|---|---|---|---|
| *Ba Carrier* | *89.1* | | *40 - 110* | *10/06/20 11:14* | *10/28/20 14:40* | *1* |

### Method: 9320 - Radium-228 (GFPC)

| Analyte | Result | Qualifier | Count Uncert. (2σ+/-) | Total Uncert. (2σ+/-) | RL | MDC | Unit | Prepared | Analyzed | Dil Fac |
|---|---|---|---|---|---|---|---|---|---|---|
| Radium-228 | -0.515 | U | 0.326 | 0.329 | 1.00 | 0.668 | pCi/L | 10/06/20 11:57 | 10/15/20 12:59 | 1 |

| *Carrier* | *%Yield* | *Qualifier* | *Limits* | *Prepared* | *Analyzed* | *Dil Fac* |
|---|---|---|---|---|---|---|
| *Ba Carrier* | *89.1* | | *40 - 110* | *10/06/20 11:57* | *10/15/20 12:59* | *1* |
| *Y Carrier* | *82.6* | | *40 - 110* | *10/06/20 11:57* | *10/15/20 12:59* | *1* |

### Method: Ra226_Ra228 - Combined Radium-226 and Radium-228

| Analyte | Result | Qualifier | Count Uncert. (2σ+/-) | Total Uncert. (2σ+/-) | RL | MDC | Unit | Prepared | Analyzed | Dil Fac |
|---|---|---|---|---|---|---|---|---|---|---|
| Combined Radium 226 + 228 | -0.369 | U | 0.338 | 0.341 | 5.00 | 0.668 | pCi/L | | 11/02/20 19:07 | 1 |

## Client Sample ID: BA17577 PZ-16

**Date Collected: 09/17/20 11:55**
**Date Received: 09/30/20 12:40**

## Lab Sample ID: 400-193810-12

**Matrix: Water**

### Method: 9315 - Radium-226 (GFPC)

| Analyte | Result | Qualifier | Count Uncert. (2σ+/-) | Total Uncert. (2σ+/-) | RL | MDC | Unit | Prepared | Analyzed | Dil Fac |
|---|---|---|---|---|---|---|---|---|---|---|
| Radium-226 | 0.264 | | 0.114 | 0.116 | 1.00 | 0.117 | pCi/L | 10/06/20 11:14 | 10/28/20 14:41 | 1 |

| *Carrier* | *%Yield* | *Qualifier* | *Limits* | *Prepared* | *Analyzed* | *Dil Fac* |
|---|---|---|---|---|---|---|
| *Ba Carrier* | *83.4* | | *40 - 110* | *10/06/20 11:14* | *10/28/20 14:41* | *1* |

### Method: 9320 - Radium-228 (GFPC)

| Analyte | Result | Qualifier | Count Uncert. (2σ+/-) | Total Uncert. (2σ+/-) | RL | MDC | Unit | Prepared | Analyzed | Dil Fac |
|---|---|---|---|---|---|---|---|---|---|---|
| Radium-228 | 0.175 | U | 0.359 | 0.359 | 1.00 | 0.613 | pCi/L | 10/06/20 11:57 | 10/15/20 12:59 | 1 |

| *Carrier* | *%Yield* | *Qualifier* | *Limits* | *Prepared* | *Analyzed* | *Dil Fac* |
|---|---|---|---|---|---|---|
| *Ba Carrier* | *83.4* | | *40 - 110* | *10/06/20 11:57* | *10/15/20 12:59* | *1* |
| *Y Carrier* | *85.6* | | *40 - 110* | *10/06/20 11:57* | *10/15/20 12:59* | *1* |

### Method: Ra226_Ra228 - Combined Radium-226 and Radium-228

| Analyte | Result | Qualifier | Count Uncert. (2σ+/-) | Total Uncert. (2σ+/-) | RL | MDC | Unit | Prepared | Analyzed | Dil Fac |
|---|---|---|---|---|---|---|---|---|---|---|
| Combined Radium 226 + 228 | 0.438 | U | 0.377 | 0.377 | 5.00 | 0.613 | pCi/L | | 11/02/20 19:07 | 1 |

## Client Sample ID: BA17578 PZ-16 DUP

**Date Collected: 09/17/20 11:55**
**Date Received: 09/30/20 12:40**

## Lab Sample ID: 400-193810-13

**Matrix: Water**

### Method: 9315 - Radium-226 (GFPC)

| Analyte | Result | Qualifier | Count Uncert. (2σ+/-) | Total Uncert. (2σ+/-) | RL | MDC | Unit | Prepared | Analyzed | Dil Fac |
|---|---|---|---|---|---|---|---|---|---|---|
| Radium-226 | 0.267 | | 0.140 | 0.142 | 1.00 | 0.182 | pCi/L | 10/06/20 11:14 | 10/28/20 14:41 | 1 |

| *Carrier* | *%Yield* | *Qualifier* | *Limits* | *Prepared* | *Analyzed* | *Dil Fac* |
|---|---|---|---|---|---|---|
| *Ba Carrier* | *73.7* | | *40 - 110* | *10/06/20 11:14* | *10/28/20 14:41* | *1* |

### Method: 9320 - Radium-228 (GFPC)

| Analyte | Result | Qualifier | Count Uncert. (2σ+/-) | Total Uncert. (2σ+/-) | RL | MDC | Unit | Prepared | Analyzed | Dil Fac |
|---|---|---|---|---|---|---|---|---|---|---|
| Radium-228 | 0.878 | | 0.496 | 0.503 | 1.00 | 0.753 | pCi/L | 10/06/20 11:57 | 10/15/20 12:50 | 1 |

| *Carrier* | *%Yield* | *Qualifier* | *Limits* | *Prepared* | *Analyzed* | *Dil Fac* |
|---|---|---|---|---|---|---|
| *Ba Carrier* | *73.7* | | *40 - 110* | *10/06/20 11:57* | *10/15/20 12:50* | *1* |
| *Y Carrier* | *83.4* | | *40 - 110* | *10/06/20 11:57* | *10/15/20 12:50* | *1* |

### Method: Ra226_Ra228 - Combined Radium-226 and Radium-228

| Analyte | Result | Qualifier | Count Uncert. (2σ+/-) | Total Uncert. (2σ+/-) | RL | MDC | Unit | Prepared | Analyzed | Dil Fac |
|---|---|---|---|---|---|---|---|---|---|---|
| Combined Radium 226 + 228 | 1.15 | | 0.515 | 0.523 | 5.00 | 0.753 | pCi/L | | 11/02/20 19:07 | 1 |

## Client Sample ID: BA17579 PZ-22

**Date Collected: 09/17/20 13:07**
**Date Received: 09/30/20 12:40**

## Lab Sample ID: 400-193810-14

**Matrix: Water**

### Method: 9315 - Radium-226 (GFPC)

| Analyte | Result | Qualifier | Count Uncert. (2σ+/-) | Total Uncert. (2σ+/-) | RL | MDC | Unit | Prepared | Analyzed | Dil Fac |
|---|---|---|---|---|---|---|---|---|---|---|
| **Radium-226** | **0.345** | | 0.129 | 0.133 | 1.00 | 0.126 | pCi/L | 10/06/20 11:14 | 10/28/20 14:41 | 1 |

| *Carrier* | *%Yield* | *Qualifier* | *Limits* | *Prepared* | *Analyzed* | *Dil Fac* |
|---|---|---|---|---|---|---|
| *Ba Carrier* | *82.0* | | *40 - 110* | *10/06/20 11:14* | *10/28/20 14:41* | *1* |

### Method: 9320 - Radium-228 (GFPC)

| Analyte | Result | Qualifier | Count Uncert. (2σ+/-) | Total Uncert. (2σ+/-) | RL | MDC | Unit | Prepared | Analyzed | Dil Fac |
|---|---|---|---|---|---|---|---|---|---|---|
| Radium-228 | 0.551 | U | 0.465 | 0.468 | 1.00 | 0.744 | pCi/L | 10/06/20 11:57 | 10/15/20 12:50 | 1 |

| *Carrier* | *%Yield* | *Qualifier* | *Limits* | *Prepared* | *Analyzed* | *Dil Fac* |
|---|---|---|---|---|---|---|
| *Ba Carrier* | *82.0* | | *40 - 110* | *10/06/20 11:57* | *10/15/20 12:50* | *1* |
| *Y Carrier* | *73.6* | | *40 - 110* | *10/06/20 11:57* | *10/15/20 12:50* | *1* |

### Method: Ra226_Ra228 - Combined Radium-226 and Radium-228

| Analyte | Result | Qualifier | Count Uncert. (2σ+/-) | Total Uncert. (2σ+/-) | RL | MDC | Unit | Prepared | Analyzed | Dil Fac |
|---|---|---|---|---|---|---|---|---|---|---|
| **Combined Radium 226 + 228** | **0.896** | | 0.483 | 0.487 | 5.00 | 0.744 | pCi/L | | 11/02/20 19:07 | 1 |

## Client Sample ID: BA17580 MW-36H

**Date Collected: 09/17/20 15:01**
**Date Received: 09/30/20 12:40**

## Lab Sample ID: 400-193810-15

**Matrix: Water**

### Method: 9315 - Radium-226 (GFPC)

| Analyte | Result | Qualifier | Count Uncert. (2σ+/-) | Total Uncert. (2σ+/-) | RL | MDC | Unit | Prepared | Analyzed | Dil Fac |
|---|---|---|---|---|---|---|---|---|---|---|
| Radium-226 | 0.0685 | U | 0.0771 | 0.0773 | 1.00 | 0.124 | pCi/L | 10/06/20 11:14 | 10/28/20 14:42 | 1 |

| *Carrier* | *%Yield* | *Qualifier* | *Limits* | *Prepared* | *Analyzed* | *Dil Fac* |
|---|---|---|---|---|---|---|
| *Ba Carrier* | *83.4* | | *40 - 110* | *10/06/20 11:14* | *10/28/20 14:42* | *1* |

### Method: 9320 - Radium-228 (GFPC)

| Analyte | Result | Qualifier | Count Uncert. (2σ+/-) | Total Uncert. (2σ+/-) | RL | MDC | Unit | Prepared | Analyzed | Dil Fac |
|---|---|---|---|---|---|---|---|---|---|---|
| Radium-228 | -0.194 | U | 0.362 | 0.363 | 1.00 | 0.681 | pCi/L | 10/06/20 11:57 | 10/15/20 12:51 | 1 |

| *Carrier* | *%Yield* | *Qualifier* | *Limits* | *Prepared* | *Analyzed* | *Dil Fac* |
|---|---|---|---|---|---|---|
| *Ba Carrier* | *83.4* | | *40 - 110* | *10/06/20 11:57* | *10/15/20 12:51* | *1* |
| *Y Carrier* | *80.0* | | *40 - 110* | *10/06/20 11:57* | *10/15/20 12:51* | *1* |

### Method: Ra226_Ra228 - Combined Radium-226 and Radium-228

| Analyte | Result | Qualifier | Count Uncert. (2σ+/-) | Total Uncert. (2σ+/-) | RL | MDC | Unit | Prepared | Analyzed | Dil Fac |
|---|---|---|---|---|---|---|---|---|---|---|
| Combined Radium 226 + 228 | -0.125 | U | 0.370 | 0.371 | 5.00 | 0.681 | pCi/L | | 11/02/20 19:07 | 1 |

## Client Sample ID: BA17799 MW-15V

**Date Collected: 09/21/20 11:18**
**Date Received: 09/30/20 12:40**

## Lab Sample ID: 400-193810-16

**Matrix: Water**

### Method: 9315 - Radium-226 (GFPC)

| Analyte | Result | Qualifier | Count Uncert. (2σ+/-) | Total Uncert. (2σ+/-) | RL | MDC | Unit | Prepared | Analyzed | Dil Fac |
|---|---|---|---|---|---|---|---|---|---|---|
| Radium-226 | 0.106 | U | 0.183 | 0.183 | 1.00 | 0.324 | pCi/L | 10/06/20 08:55 | 10/29/20 12:20 | 1 |

| *Carrier* | *%Yield* | *Qualifier* | *Limits* | *Prepared* | *Analyzed* | *Dil Fac* |
|---|---|---|---|---|---|---|
| *Ba Carrier* | *79.0* | | *40 - 110* | *10/06/20 08:55* | *10/29/20 12:20* | *1* |

### Method: 9320 - Radium-228 (GFPC)

| Analyte | Result | Qualifier | Count Uncert. (2σ+/-) | Total Uncert. (2σ+/-) | RL | MDC | Unit | Prepared | Analyzed | Dil Fac |
|---|---|---|---|---|---|---|---|---|---|---|
| Radium-228 | 0.389 | U | 0.455 | 0.456 | 1.00 | 0.749 | pCi/L | 10/06/20 09:18 | 10/28/20 12:21 | 1 |

| *Carrier* | *%Yield* | *Qualifier* | *Limits* | *Prepared* | *Analyzed* | *Dil Fac* |
|---|---|---|---|---|---|---|
| *Ba Carrier* | *79.0* | | *40 - 110* | *10/06/20 09:18* | *10/28/20 12:21* | *1* |
| *Y Carrier* | *75.1* | | *40 - 110* | *10/06/20 09:18* | *10/28/20 12:21* | *1* |

### Method: Ra226_Ra228 - Combined Radium-226 and Radium-228

| Analyte | Result | Qualifier | Count Uncert. (2σ+/-) | Total Uncert. (2σ+/-) | RL | MDC | Unit | Prepared | Analyzed | Dil Fac |
|---|---|---|---|---|---|---|---|---|---|---|
| Combined Radium 226 + 228 | 0.494 | U | 0.490 | 0.491 | 5.00 | 0.749 | pCi/L | | 11/02/20 21:33 | 1 |

## Client Sample ID: BA17800 MW-17

**Date Collected: 09/21/20 12:48**
**Date Received: 09/30/20 12:40**

## Lab Sample ID: 400-193810-17

**Matrix: Water**

### Method: 9315 - Radium-226 (GFPC)

| Analyte | Result | Qualifier | Count Uncert. (2σ+/-) | Total Uncert. (2σ+/-) | RL | MDC | Unit | Prepared | Analyzed | Dil Fac |
|---|---|---|---|---|---|---|---|---|---|---|
| Radium-226 | 0.0985 | U | 0.191 | 0.191 | 1.00 | 0.342 | pCi/L | 10/06/20 08:55 | 10/29/20 12:20 | 1 |

| *Carrier* | *%Yield* | *Qualifier* | *Limits* | *Prepared* | *Analyzed* | *Dil Fac* |
|---|---|---|---|---|---|---|
| *Ba Carrier* | *79.0* | | *40 - 110* | *10/06/20 08:55* | *10/29/20 12:20* | *1* |

### Method: 9320 - Radium-228 (GFPC)

| Analyte | Result | Qualifier | Count Uncert. (2σ+/-) | Total Uncert. (2σ+/-) | RL | MDC | Unit | Prepared | Analyzed | Dil Fac |
|---|---|---|---|---|---|---|---|---|---|---|
| Radium-228 | 0.552 | U | 0.441 | 0.444 | 1.00 | 0.699 | pCi/L | 10/06/20 09:18 | 10/28/20 12:21 | 1 |

| *Carrier* | *%Yield* | *Qualifier* | *Limits* | *Prepared* | *Analyzed* | *Dil Fac* |
|---|---|---|---|---|---|---|
| *Ba Carrier* | *79.0* | | *40 - 110* | *10/06/20 09:18* | *10/28/20 12:21* | *1* |
| *Y Carrier* | *75.9* | | *40 - 110* | *10/06/20 09:18* | *10/28/20 12:21* | *1* |

### Method: Ra226_Ra228 - Combined Radium-226 and Radium-228

| Analyte | Result | Qualifier | Count Uncert. (2σ+/-) | Total Uncert. (2σ+/-) | RL | MDC | Unit | Prepared | Analyzed | Dil Fac |
|---|---|---|---|---|---|---|---|---|---|---|
| Combined Radium 226 + 228 | 0.651 | U | 0.481 | 0.483 | 5.00 | 0.699 | pCi/L | | 11/02/20 21:35 | 1 |

## Client Sample ID: BA17801 FB-2

**Date Collected: 09/21/20 14:15**
**Date Received: 09/30/20 12:40**

## Lab Sample ID: 400-193810-18

**Matrix: Water**

### Method: 9315 - Radium-226 (GFPC)

| Analyte | Result | Qualifier | Count Uncert. (2σ+/-) | Total Uncert. (2σ+/-) | RL | MDC | Unit | Prepared | Analyzed | Dil Fac |
|---|---|---|---|---|---|---|---|---|---|---|
| Radium-226 | 0.133 | U | 0.190 | 0.190 | 1.00 | 0.323 | pCi/L | 10/06/20 08:55 | 10/29/20 12:20 | 1 |

| *Carrier* | *%Yield* | *Qualifier* | *Limits* | *Prepared* | *Analyzed* | *Dil Fac* |
|---|---|---|---|---|---|---|
| *Ba Carrier* | *79.3* | | *40 - 110* | *10/06/20 08:55* | *10/29/20 12:20* | *1* |

### Method: 9320 - Radium-228 (GFPC)

| Analyte | Result | Qualifier | Count Uncert. (2σ+/-) | Total Uncert. (2σ+/-) | RL | MDC | Unit | Prepared | Analyzed | Dil Fac |
|---|---|---|---|---|---|---|---|---|---|---|
| Radium-228 | -0.0538 | U | 0.403 | 0.403 | 1.00 | 0.729 | pCi/L | 10/06/20 09:18 | 10/28/20 12:21 | 1 |

| *Carrier* | *%Yield* | *Qualifier* | *Limits* | *Prepared* | *Analyzed* | *Dil Fac* |
|---|---|---|---|---|---|---|
| *Ba Carrier* | *79.3* | | *40 - 110* | *10/06/20 09:18* | *10/28/20 12:21* | *1* |
| *Y Carrier* | *75.5* | | *40 - 110* | *10/06/20 09:18* | *10/28/20 12:21* | *1* |

### Method: Ra226_Ra228 - Combined Radium-226 and Radium-228

| Analyte | Result | Qualifier | Count Uncert. (2σ+/-) | Total Uncert. (2σ+/-) | RL | MDC | Unit | Prepared | Analyzed | Dil Fac |
|---|---|---|---|---|---|---|---|---|---|---|
| Combined Radium 226 + 228 | 0.0792 | U | 0.446 | 0.446 | 5.00 | 0.729 | pCi/L | | 11/02/20 21:35 | 1 |

## Client Sample ID: BA17802 MW-32H

**Date Collected: 09/21/20 14:42**
**Date Received: 09/30/20 12:40**

## Lab Sample ID: 400-193810-19

**Matrix: Water**

### Method: 9315 - Radium-226 (GFPC)

| Analyte | Result | Qualifier | Count Uncert. (2σ+/-) | Total Uncert. (2σ+/-) | RL | MDC | Unit | Prepared | Analyzed | Dil Fac |
|---|---|---|---|---|---|---|---|---|---|---|
| **Radium-226** | **0.341** | | 0.222 | 0.224 | 1.00 | 0.290 | pCi/L | 10/06/20 08:55 | 10/29/20 12:21 | 1 |

| *Carrier* | *%Yield* | *Qualifier* | *Limits* | *Prepared* | *Analyzed* | *Dil Fac* |
|---|---|---|---|---|---|---|
| *Ba Carrier* | *87.0* | | *40 - 110* | *10/06/20 08:55* | *10/29/20 12:21* | *1* |

### Method: 9320 - Radium-228 (GFPC)

| Analyte | Result | Qualifier | Count Uncert. (2σ+/-) | Total Uncert. (2σ+/-) | RL | MDC | Unit | Prepared | Analyzed | Dil Fac |
|---|---|---|---|---|---|---|---|---|---|---|
| Radium-228 | 0.143 | U | 0.329 | 0.329 | 1.00 | 0.567 | pCi/L | 10/06/20 09:18 | 10/28/20 12:21 | 1 |

| *Carrier* | *%Yield* | *Qualifier* | *Limits* | *Prepared* | *Analyzed* | *Dil Fac* |
|---|---|---|---|---|---|---|
| *Ba Carrier* | *87.0* | | *40 - 110* | *10/06/20 09:18* | *10/28/20 12:21* | *1* |
| *Y Carrier* | *79.6* | | *40 - 110* | *10/06/20 09:18* | *10/28/20 12:21* | *1* |

### Method: Ra226_Ra228 - Combined Radium-226 and Radium-228

| Analyte | Result | Qualifier | Count Uncert. (2σ+/-) | Total Uncert. (2σ+/-) | RL | MDC | Unit | Prepared | Analyzed | Dil Fac |
|---|---|---|---|---|---|---|---|---|---|---|
| Combined Radium 226 + 228 | 0.484 | U | 0.397 | 0.398 | 5.00 | 0.567 | pCi/L | | 11/02/20 21:35 | 1 |

## Client Sample ID: BA17803 MW-30HA

**Date Collected: 09/21/20 16:28**
**Date Received: 09/30/20 12:40**

## Lab Sample ID: 400-193810-20

**Matrix: Water**

### Method: 9315 - Radium-226 (GFPC)

| Analyte | Result | Qualifier | Count Uncert. (2σ+/-) | Total Uncert. (2σ+/-) | RL | MDC | Unit | Prepared | Analyzed | Dil Fac |
|---|---|---|---|---|---|---|---|---|---|---|
| **Radium-226** | **0.599** | | 0.295 | 0.300 | 1.00 | 0.349 | pCi/L | 10/06/20 08:55 | 10/29/20 12:21 | 1 |

| *Carrier* | *%Yield* | *Qualifier* | *Limits* | *Prepared* | *Analyzed* | *Dil Fac* |
|---|---|---|---|---|---|---|
| *Ba Carrier* | *81.4* | | *40 - 110* | *10/06/20 08:55* | *10/29/20 12:21* | *1* |

### Method: 9320 - Radium-228 (GFPC)

| Analyte | Result | Qualifier | Count Uncert. (2σ+/-) | Total Uncert. (2σ+/-) | RL | MDC | Unit | Prepared | Analyzed | Dil Fac |
|---|---|---|---|---|---|---|---|---|---|---|
| Radium-228 | 0.502 | U | 0.451 | 0.453 | 1.00 | 0.724 | pCi/L | 10/06/20 09:18 | 10/28/20 12:21 | 1 |

| *Carrier* | *%Yield* | *Qualifier* | *Limits* | *Prepared* | *Analyzed* | *Dil Fac* |
|---|---|---|---|---|---|---|
| *Ba Carrier* | *81.4* | | *40 - 110* | *10/06/20 09:18* | *10/28/20 12:21* | *1* |
| *Y Carrier* | *72.5* | | *40 - 110* | *10/06/20 09:18* | *10/28/20 12:21* | *1* |

### Method: Ra226_Ra228 - Combined Radium-226 and Radium-228

| Analyte | Result | Qualifier | Count Uncert. (2σ+/-) | Total Uncert. (2σ+/-) | RL | MDC | Unit | Prepared | Analyzed | Dil Fac |
|---|---|---|---|---|---|---|---|---|---|---|
| **Combined Radium 226 + 228** | **1.10** | | 0.539 | 0.543 | 5.00 | 0.724 | pCi/L | | 11/02/20 21:35 | 1 |

## Client Sample ID: BA17804 MW-31H

**Date Collected: 09/22/20 10:04**
**Date Received: 09/30/20 12:40**

## Lab Sample ID: 400-193810-21

**Matrix: Water**

### Method: 9315 - Radium-226 (GFPC)

| Analyte | Result | Qualifier | Count Uncert. (2σ+/-) | Total Uncert. (2σ+/-) | RL | MDC | Unit | Prepared | Analyzed | Dil Fac |
|---|---|---|---|---|---|---|---|---|---|---|
| Radium-226 | 0.186 | U | 0.220 | 0.220 | 1.00 | 0.358 | pCi/L | 10/06/20 08:55 | 10/29/20 12:21 | 1 |

| *Carrier* | *%Yield* | *Qualifier* | *Limits* | *Prepared* | *Analyzed* | *Dil Fac* |
|---|---|---|---|---|---|---|
| *Ba Carrier* | *81.1* | | *40 - 110* | *10/06/20 08:55* | *10/29/20 12:21* | *1* |

### Method: 9320 - Radium-228 (GFPC)

| Analyte | Result | Qualifier | Count Uncert. (2σ+/-) | Total Uncert. (2σ+/-) | RL | MDC | Unit | Prepared | Analyzed | Dil Fac |
|---|---|---|---|---|---|---|---|---|---|---|
| **Radium-228** | **0.726** | | 0.464 | 0.469 | 1.00 | 0.713 | pCi/L | 10/06/20 09:18 | 10/28/20 12:21 | 1 |

| *Carrier* | *%Yield* | *Qualifier* | *Limits* | *Prepared* | *Analyzed* | *Dil Fac* |
|---|---|---|---|---|---|---|
| *Ba Carrier* | *81.1* | | *40 - 110* | *10/06/20 09:18* | *10/28/20 12:21* | *1* |
| *Y Carrier* | *71.8* | | *40 - 110* | *10/06/20 09:18* | *10/28/20 12:21* | *1* |

### Method: Ra226_Ra228 - Combined Radium-226 and Radium-228

| Analyte | Result | Qualifier | Count Uncert. (2σ+/-) | Total Uncert. (2σ+/-) | RL | MDC | Unit | Prepared | Analyzed | Dil Fac |
|---|---|---|---|---|---|---|---|---|---|---|
| **Combined Radium 226 + 228** | **0.912** | | 0.514 | 0.518 | 5.00 | 0.713 | pCi/L | | 11/02/20 21:35 | 1 |

## Client Sample ID: BA17805 MW-43H

**Date Collected: 09/22/20 11:30**
**Date Received: 09/30/20 12:40**

## Lab Sample ID: 400-193810-22

**Matrix: Water**

### Method: 9315 - Radium-226 (GFPC)

| Analyte | Result | Qualifier | Count Uncert. (2σ+/-) | Total Uncert. (2σ+/-) | RL | MDC | Unit | Prepared | Analyzed | Dil Fac |
|---|---|---|---|---|---|---|---|---|---|---|
| Radium-226 | 0.106 | U | 0.189 | 0.189 | 1.00 | 0.334 | pCi/L | 10/06/20 08:55 | 10/29/20 12:21 | 1 |

| *Carrier* | *%Yield* | *Qualifier* | *Limits* | *Prepared* | *Analyzed* | *Dil Fac* |
|---|---|---|---|---|---|---|
| *Ba Carrier* | *85.8* | | *40 - 110* | *10/06/20 08:55* | *10/29/20 12:21* | *1* |

### Method: 9320 - Radium-228 (GFPC)

| Analyte | Result | Qualifier | Count Uncert. (2σ+/-) | Total Uncert. (2σ+/-) | RL | MDC | Unit | Prepared | Analyzed | Dil Fac |
|---|---|---|---|---|---|---|---|---|---|---|
| Radium-228 | -0.0593 | U | 0.376 | 0.376 | 1.00 | 0.679 | pCi/L | 10/06/20 09:18 | 10/28/20 12:22 | 1 |

| *Carrier* | *%Yield* | *Qualifier* | *Limits* | *Prepared* | *Analyzed* | *Dil Fac* |
|---|---|---|---|---|---|---|
| *Ba Carrier* | *85.8* | | *40 - 110* | *10/06/20 09:18* | *10/28/20 12:22* | *1* |
| *Y Carrier* | *76.3* | | *40 - 110* | *10/06/20 09:18* | *10/28/20 12:22* | *1* |

### Method: Ra226_Ra228 - Combined Radium-226 and Radium-228

| Analyte | Result | Qualifier | Count Uncert. (2σ+/-) | Total Uncert. (2σ+/-) | RL | MDC | Unit | Prepared | Analyzed | Dil Fac |
|---|---|---|---|---|---|---|---|---|---|---|
| Combined Radium 226 + 228 | 0.0466 | U | 0.421 | 0.421 | 5.00 | 0.679 | pCi/L | | 11/02/20 21:35 | 1 |

## Client Sample ID: BA17806 MW-28H

**Date Collected: 09/22/20 13:04**
**Date Received: 09/30/20 12:40**

## Lab Sample ID: 400-193810-23

**Matrix: Water**

### Method: 9315 - Radium-226 (GFPC)

| Analyte | Result | Qualifier | Count Uncert. (2σ+/-) | Total Uncert. (2σ+/-) | RL | MDC | Unit | Prepared | Analyzed | Dil Fac |
|---|---|---|---|---|---|---|---|---|---|---|
| **Radium-226** | **0.618** | | 0.289 | 0.294 | 1.00 | 0.314 | pCi/L | 10/06/20 08:55 | 10/29/20 14:31 | 1 |

| *Carrier* | *%Yield* | *Qualifier* | *Limits* | *Prepared* | *Analyzed* | *Dil Fac* |
|---|---|---|---|---|---|---|
| *Ba Carrier* | *74.3* | | *40 - 110* | *10/06/20 08:55* | *10/29/20 14:31* | *1* |

### Method: 9320 - Radium-228 (GFPC)

| Analyte | Result | Qualifier | Count Uncert. (2σ+/-) | Total Uncert. (2σ+/-) | RL | MDC | Unit | Prepared | Analyzed | Dil Fac |
|---|---|---|---|---|---|---|---|---|---|---|
| Radium-228 | 0.403 | U | 0.414 | 0.415 | 1.00 | 0.673 | pCi/L | 10/06/20 09:18 | 10/28/20 12:22 | 1 |

| *Carrier* | *%Yield* | *Qualifier* | *Limits* | *Prepared* | *Analyzed* | *Dil Fac* |
|---|---|---|---|---|---|---|
| *Ba Carrier* | *74.3* | | *40 - 110* | *10/06/20 09:18* | *10/28/20 12:22* | *1* |
| *Y Carrier* | *76.3* | | *40 - 110* | *10/06/20 09:18* | *10/28/20 12:22* | *1* |

### Method: Ra226_Ra228 - Combined Radium-226 and Radium-228

| Analyte | Result | Qualifier | Count Uncert. (2σ+/-) | Total Uncert. (2σ+/-) | RL | MDC | Unit | Prepared | Analyzed | Dil Fac |
|---|---|---|---|---|---|---|---|---|---|---|
| **Combined Radium 226 + 228** | **1.02** | | 0.505 | 0.509 | 5.00 | 0.673 | pCi/L | | 11/02/20 21:35 | 1 |

## Client Sample ID: BA17807 PZ-18

**Date Collected: 09/22/20 15:28**
**Date Received: 09/30/20 12:40**

## Lab Sample ID: 400-193810-24

**Matrix: Water**

### Method: 9315 - Radium-226 (GFPC)

| Analyte | Result | Qualifier | Count Uncert. (2σ+/-) | Total Uncert. (2σ+/-) | RL | MDC | Unit | Prepared | Analyzed | Dil Fac |
|---|---|---|---|---|---|---|---|---|---|---|
| **Radium-226** | **0.968** | | 0.347 | 0.358 | 1.00 | 0.316 | pCi/L | 10/06/20 08:55 | 10/29/20 14:31 | 1 |

| *Carrier* | *%Yield* | *Qualifier* | *Limits* | *Prepared* | *Analyzed* | *Dil Fac* |
|---|---|---|---|---|---|---|
| *Ba Carrier* | *73.1* | | *40 - 110* | *10/06/20 08:55* | *10/29/20 14:31* | *1* |

### Method: 9320 - Radium-228 (GFPC)

| Analyte | Result | Qualifier | Count Uncert. (2σ+/-) | Total Uncert. (2σ+/-) | RL | MDC | Unit | Prepared | Analyzed | Dil Fac |
|---|---|---|---|---|---|---|---|---|---|---|
| Radium-228 | -0.00767 | U | 0.403 | 0.403 | 1.00 | 0.722 | pCi/L | 10/06/20 09:18 | 10/28/20 12:22 | 1 |

| *Carrier* | *%Yield* | *Qualifier* | *Limits* | *Prepared* | *Analyzed* | *Dil Fac* |
|---|---|---|---|---|---|---|
| *Ba Carrier* | *73.1* | | *40 - 110* | *10/06/20 09:18* | *10/28/20 12:22* | *1* |
| *Y Carrier* | *83.0* | | *40 - 110* | *10/06/20 09:18* | *10/28/20 12:22* | *1* |

### Method: Ra226_Ra228 - Combined Radium-226 and Radium-228

| Analyte | Result | Qualifier | Count Uncert. (2σ+/-) | Total Uncert. (2σ+/-) | RL | MDC | Unit | Prepared | Analyzed | Dil Fac |
|---|---|---|---|---|---|---|---|---|---|---|
| **Combined Radium 226 + 228** | **0.960** | | 0.532 | 0.539 | 5.00 | 0.722 | pCi/L | | 11/02/20 21:35 | 1 |

## Client Sample ID: BA17808 PZ-18 DUP

**Date Collected: 09/22/20 15:28**
**Date Received: 09/30/20 12:40**

## Lab Sample ID: 400-193810-25

**Matrix: Water**

### Method: 9315 - Radium-226 (GFPC)

| Analyte | Result | Qualifier | Count Uncert. (2σ+/-) | Total Uncert. (2σ+/-) | RL | MDC | Unit | Prepared | Analyzed | Dil Fac |
|---|---|---|---|---|---|---|---|---|---|---|
| **Radium-226** | **0.496** | | 0.265 | 0.268 | 1.00 | 0.313 | pCi/L | 10/06/20 08:55 | 10/29/20 14:36 | 1 |

| *Carrier* | *%Yield* | *Qualifier* | *Limits* | *Prepared* | *Analyzed* | *Dil Fac* |
|---|---|---|---|---|---|---|
| *Ba Carrier* | *76.9* | | *40 - 110* | *10/06/20 08:55* | *10/29/20 14:36* | *1* |

### Method: 9320 - Radium-228 (GFPC)

| Analyte | Result | Qualifier | Count Uncert. (2σ+/-) | Total Uncert. (2σ+/-) | RL | MDC | Unit | Prepared | Analyzed | Dil Fac |
|---|---|---|---|---|---|---|---|---|---|---|
| Radium-228 | -0.00723 | U | 0.392 | 0.392 | 1.00 | 0.701 | pCi/L | 10/06/20 09:18 | 10/28/20 12:22 | 1 |

| *Carrier* | *%Yield* | *Qualifier* | *Limits* | *Prepared* | *Analyzed* | *Dil Fac* |
|---|---|---|---|---|---|---|
| *Ba Carrier* | *76.9* | | *40 - 110* | *10/06/20 09:18* | *10/28/20 12:22* | *1* |
| *Y Carrier* | *83.0* | | *40 - 110* | *10/06/20 09:18* | *10/28/20 12:22* | *1* |

### Method: Ra226_Ra228 - Combined Radium-226 and Radium-228

| Analyte | Result | Qualifier | Count Uncert. (2σ+/-) | Total Uncert. (2σ+/-) | RL | MDC | Unit | Prepared | Analyzed | Dil Fac |
|---|---|---|---|---|---|---|---|---|---|---|
| Combined Radium 226 + 228 | 0.489 | U | 0.473 | 0.475 | 5.00 | 0.701 | pCi/L | | 11/02/20 21:35 | 1 |

## Client Sample ID: BA17809 MW-18V

**Date Collected: 09/22/20 16:28**
**Date Received: 09/30/20 12:40**

## Lab Sample ID: 400-193810-26

**Matrix: Water**

### Method: 9315 - Radium-226 (GFPC)

| Analyte | Result | Qualifier | Count Uncert. (2σ+/-) | Total Uncert. (2σ+/-) | RL | MDC | Unit | Prepared | Analyzed | Dil Fac |
|---|---|---|---|---|---|---|---|---|---|---|
| **Radium-226** | **0.650** | | 0.266 | 0.272 | 1.00 | 0.274 | pCi/L | 10/06/20 08:55 | 10/29/20 14:36 | 1 |

| *Carrier* | *%Yield* | *Qualifier* | *Limits* | *Prepared* | *Analyzed* | *Dil Fac* |
|---|---|---|---|---|---|---|
| *Ba Carrier* | *93.2* | | *40 - 110* | *10/06/20 08:55* | *10/29/20 14:36* | *1* |

### Method: 9320 - Radium-228 (GFPC)

| Analyte | Result | Qualifier | Count Uncert. (2σ+/-) | Total Uncert. (2σ+/-) | RL | MDC | Unit | Prepared | Analyzed | Dil Fac |
|---|---|---|---|---|---|---|---|---|---|---|
| Radium-228 | 0.374 | U | 0.329 | 0.330 | 1.00 | 0.524 | pCi/L | 10/06/20 09:18 | 10/28/20 12:22 | 1 |

| *Carrier* | *%Yield* | *Qualifier* | *Limits* | *Prepared* | *Analyzed* | *Dil Fac* |
|---|---|---|---|---|---|---|
| *Ba Carrier* | *93.2* | | *40 - 110* | *10/06/20 09:18* | *10/28/20 12:22* | *1* |
| *Y Carrier* | *75.5* | | *40 - 110* | *10/06/20 09:18* | *10/28/20 12:22* | *1* |

### Method: Ra226_Ra228 - Combined Radium-226 and Radium-228

| Analyte | Result | Qualifier | Count Uncert. (2σ+/-) | Total Uncert. (2σ+/-) | RL | MDC | Unit | Prepared | Analyzed | Dil Fac |
|---|---|---|---|---|---|---|---|---|---|---|
| **Combined Radium 226 + 228** | **1.02** | | 0.423 | 0.428 | 5.00 | 0.524 | pCi/L | | 11/02/20 21:35 | 1 |

## Client Sample ID: BA17810 FB-3

**Date Collected: 09/22/20 17:20**
**Date Received: 09/30/20 12:40**

## Lab Sample ID: 400-193810-27

**Matrix: Water**

### Method: 9315 - Radium-226 (GFPC)

| Analyte | Result | Qualifier | Count Uncert. (2σ+/-) | Total Uncert. (2σ+/-) | RL | MDC | Unit | Prepared | Analyzed | Dil Fac |
|---|---|---|---|---|---|---|---|---|---|---|
| Radium-226 | 0.378 | | 0.246 | 0.248 | 1.00 | 0.329 | pCi/L | 10/06/20 08:55 | 10/29/20 14:36 | 1 |

| *Carrier* | *%Yield* | *Qualifier* | *Limits* | *Prepared* | *Analyzed* | *Dil Fac* |
|---|---|---|---|---|---|---|
| *Ba Carrier* | *80.2* | | *40 - 110* | *10/06/20 08:55* | *10/29/20 14:36* | *1* |

### Method: 9320 - Radium-228 (GFPC)

| Analyte | Result | Qualifier | Count Uncert. (2σ+/-) | Total Uncert. (2σ+/-) | RL | MDC | Unit | Prepared | Analyzed | Dil Fac |
|---|---|---|---|---|---|---|---|---|---|---|
| Radium-228 | -0.118 | U | 0.358 | 0.358 | 1.00 | 0.660 | pCi/L | 10/06/20 09:18 | 10/28/20 12:22 | 1 |

| *Carrier* | *%Yield* | *Qualifier* | *Limits* | *Prepared* | *Analyzed* | *Dil Fac* |
|---|---|---|---|---|---|---|
| *Ba Carrier* | *80.2* | | *40 - 110* | *10/06/20 09:18* | *10/28/20 12:22* | *1* |
| *Y Carrier* | *83.4* | | *40 - 110* | *10/06/20 09:18* | *10/28/20 12:22* | *1* |

### Method: Ra226_Ra228 - Combined Radium-226 and Radium-228

| Analyte | Result | Qualifier | Count Uncert. (2σ+/-) | Total Uncert. (2σ+/-) | RL | MDC | Unit | Prepared | Analyzed | Dil Fac |
|---|---|---|---|---|---|---|---|---|---|---|
| Combined Radium 226 + 228 | 0.260 | U | 0.434 | 0.436 | 5.00 | 0.660 | pCi/L | | 11/02/20 21:35 | 1 |

## Client Sample ID: BA17811 MW-16S

**Date Collected: 09/21/20 15:45**
**Date Received: 09/30/20 12:40**

## Lab Sample ID: 400-193810-28

**Matrix: Water**

### Method: 9315 - Radium-226 (GFPC)

| Analyte | Result | Qualifier | Count Uncert. (2σ+/-) | Total Uncert. (2σ+/-) | RL | MDC | Unit | Prepared | Analyzed | Dil Fac |
|---|---|---|---|---|---|---|---|---|---|---|
| **Radium-226** | **0.381** | | 0.236 | 0.239 | 1.00 | 0.305 | pCi/L | 10/06/20 08:55 | 10/29/20 14:36 | 1 |

| *Carrier* | *%Yield* | *Qualifier* | *Limits* | *Prepared* | *Analyzed* | *Dil Fac* |
|---|---|---|---|---|---|---|
| *Ba Carrier* | *82.5* | | *40 - 110* | *10/06/20 08:55* | *10/29/20 14:36* | *1* |

### Method: 9320 - Radium-228 (GFPC)

| Analyte | Result | Qualifier | Count Uncert. (2σ+/-) | Total Uncert. (2σ+/-) | RL | MDC | Unit | Prepared | Analyzed | Dil Fac |
|---|---|---|---|---|---|---|---|---|---|---|
| Radium-228 | 0.0893 | U | 0.390 | 0.390 | 1.00 | 0.679 | pCi/L | 10/06/20 09:18 | 10/28/20 12:22 | 1 |

| *Carrier* | *%Yield* | *Qualifier* | *Limits* | *Prepared* | *Analyzed* | *Dil Fac* |
|---|---|---|---|---|---|---|
| *Ba Carrier* | *82.5* | | *40 - 110* | *10/06/20 09:18* | *10/28/20 12:22* | *1* |
| *Y Carrier* | *81.5* | | *40 - 110* | *10/06/20 09:18* | *10/28/20 12:22* | *1* |

### Method: Ra226_Ra228 - Combined Radium-226 and Radium-228

| Analyte | Result | Qualifier | Count Uncert. (2σ+/-) | Total Uncert. (2σ+/-) | RL | MDC | Unit | Prepared | Analyzed | Dil Fac |
|---|---|---|---|---|---|---|---|---|---|---|
| Combined Radium 226 + 228 | 0.470 | U | 0.456 | 0.457 | 5.00 | 0.679 | pCi/L | | 11/02/20 21:35 | 1 |

## Client Sample ID: BA17812 MW-16D

**Date Collected: 09/22/20 09:18**
**Date Received: 09/30/20 12:40**

## Lab Sample ID: 400-193810-29

**Matrix: Water**

### Method: 9315 - Radium-226 (GFPC)

| Analyte | Result | Qualifier | Count Uncert. (2σ+/-) | Total Uncert. (2σ+/-) | RL | MDC | Unit | Prepared | Analyzed | Dil Fac |
|---|---|---|---|---|---|---|---|---|---|---|
| Radium-226 | 0.121 | U | 0.152 | 0.152 | 1.00 | 0.251 | pCi/L | 10/06/20 07:47 | 10/31/20 10:43 | 1 |

| *Carrier* | *%Yield* | *Qualifier* | *Limits* | *Prepared* | *Analyzed* | *Dil Fac* |
|---|---|---|---|---|---|---|
| *Ba Carrier* | *78.7* | | *40 - 110* | *10/06/20 07:47* | *10/31/20 10:43* | *1* |

### Method: 9320 - Radium-228 (GFPC)

| Analyte | Result | Qualifier | Count Uncert. (2σ+/-) | Total Uncert. (2σ+/-) | RL | MDC | Unit | Prepared | Analyzed | Dil Fac |
|---|---|---|---|---|---|---|---|---|---|---|
| Radium-228 | 0.470 | U | 0.454 | 0.457 | 1.00 | 0.737 | pCi/L | 10/06/20 08:15 | 10/29/20 12:32 | 1 |

| *Carrier* | *%Yield* | *Qualifier* | *Limits* | *Prepared* | *Analyzed* | *Dil Fac* |
|---|---|---|---|---|---|---|
| *Ba Carrier* | *78.7* | | *40 - 110* | *10/06/20 08:15* | *10/29/20 12:32* | *1* |
| *Y Carrier* | *79.3* | | *40 - 110* | *10/06/20 08:15* | *10/29/20 12:32* | *1* |

### Method: Ra226_Ra228 - Combined Radium-226 and Radium-228

| Analyte | Result | Qualifier | Count Uncert. (2σ+/-) | Total Uncert. (2σ+/-) | RL | MDC | Unit | Prepared | Analyzed | Dil Fac |
|---|---|---|---|---|---|---|---|---|---|---|
| Combined Radium 226 + 228 | 0.590 | U | 0.479 | 0.482 | 5.00 | 0.737 | pCi/L | | 11/02/20 21:33 | 1 |

## Client Sample ID: BA17813 MW-42H

**Date Collected: 09/22/20 10:50**
**Date Received: 09/30/20 12:40**

## Lab Sample ID: 400-193810-30

**Matrix: Water**

### Method: 9315 - Radium-226 (GFPC)

| Analyte | Result | Qualifier | Count Uncert. (2σ+/-) | Total Uncert. (2σ+/-) | RL | MDC | Unit | Prepared | Analyzed | Dil Fac |
|---|---|---|---|---|---|---|---|---|---|---|
| **Radium-226** | **0.256** | | 0.184 | 0.185 | 1.00 | 0.254 | pCi/L | 10/06/20 07:47 | 10/31/20 10:43 | 1 |

| *Carrier* | *%Yield* | *Qualifier* | *Limits* | *Prepared* | *Analyzed* | *Dil Fac* |
|---|---|---|---|---|---|---|
| *Ba Carrier* | *80.5* | | *40 - 110* | *10/06/20 07:47* | *10/31/20 10:43* | *1* |

### Method: 9320 - Radium-228 (GFPC)

| Analyte | Result | Qualifier | Count Uncert. (2σ+/-) | Total Uncert. (2σ+/-) | RL | MDC | Unit | Prepared | Analyzed | Dil Fac |
|---|---|---|---|---|---|---|---|---|---|---|
| Radium-228 | 0.104 | U | 0.366 | 0.366 | 1.00 | 0.637 | pCi/L | 10/06/20 08:15 | 10/29/20 12:33 | 1 |

| *Carrier* | *%Yield* | *Qualifier* | *Limits* | *Prepared* | *Analyzed* | *Dil Fac* |
|---|---|---|---|---|---|---|
| *Ba Carrier* | *80.5* | | *40 - 110* | *10/06/20 08:15* | *10/29/20 12:33* | *1* |
| *Y Carrier* | *83.0* | | *40 - 110* | *10/06/20 08:15* | *10/29/20 12:33* | *1* |

### Method: Ra226_Ra228 - Combined Radium-226 and Radium-228

| Analyte | Result | Qualifier | Count Uncert. (2σ+/-) | Total Uncert. (2σ+/-) | RL | MDC | Unit | Prepared | Analyzed | Dil Fac |
|---|---|---|---|---|---|---|---|---|---|---|
| Combined Radium 226 + 228 | 0.360 | U | 0.410 | 0.410 | 5.00 | 0.637 | pCi/L | | 11/02/20 21:33 | 1 |

## Client Sample ID: BA17814 MW-42H DUP

**Date Collected: 09/22/20 10:50**
**Date Received: 09/30/20 12:40**

## Lab Sample ID: 400-193810-31

**Matrix: Water**

### Method: 9315 - Radium-226 (GFPC)

| Analyte | Result | Qualifier | Count Uncert. (2σ+/-) | Total Uncert. (2σ+/-) | RL | MDC | Unit | Prepared | Analyzed | Dil Fac |
|---|---|---|---|---|---|---|---|---|---|---|
| Radium-226 | 0.152 | U | 0.166 | 0.166 | 1.00 | 0.264 | pCi/L | 10/06/20 07:47 | 10/31/20 10:43 | 1 |

| *Carrier* | *%Yield* | *Qualifier* | *Limits* | *Prepared* | *Analyzed* | *Dil Fac* |
|---|---|---|---|---|---|---|
| *Ba Carrier* | *82.0* | | *40 - 110* | *10/06/20 07:47* | *10/31/20 10:43* | *1* |

### Method: 9320 - Radium-228 (GFPC)

| Analyte | Result | Qualifier | Count Uncert. (2σ+/-) | Total Uncert. (2σ+/-) | RL | MDC | Unit | Prepared | Analyzed | Dil Fac |
|---|---|---|---|---|---|---|---|---|---|---|
| **Radium-228** | **0.648** | | 0.390 | 0.395 | 1.00 | 0.591 | pCi/L | 10/06/20 08:15 | 10/29/20 12:33 | 1 |

| *Carrier* | *%Yield* | *Qualifier* | *Limits* | *Prepared* | *Analyzed* | *Dil Fac* |
|---|---|---|---|---|---|---|
| *Ba Carrier* | *82.0* | | *40 - 110* | *10/06/20 08:15* | *10/29/20 12:33* | *1* |
| *Y Carrier* | *84.1* | | *40 - 110* | *10/06/20 08:15* | *10/29/20 12:33* | *1* |

### Method: Ra226_Ra228 - Combined Radium-226 and Radium-228

| Analyte | Result | Qualifier | Count Uncert. (2σ+/-) | Total Uncert. (2σ+/-) | RL | MDC | Unit | Prepared | Analyzed | Dil Fac |
|---|---|---|---|---|---|---|---|---|---|---|
| **Combined Radium 226 + 228** | **0.800** | | 0.424 | 0.428 | 5.00 | 0.591 | pCi/L | | 11/02/20 21:33 | 1 |

## Client Sample ID: BA17815 MW-2

**Date Collected: 09/22/20 12:37**
**Date Received: 09/30/20 12:40**

## Lab Sample ID: 400-193810-32

**Matrix: Water**

### Method: 9315 - Radium-226 (GFPC)

| Analyte | Result | Qualifier | Count Uncert. (2σ+/-) | Total Uncert. (2σ+/-) | RL | MDC | Unit | Prepared | Analyzed | Dil Fac |
|---|---|---|---|---|---|---|---|---|---|---|
| **Radium-226** | **0.244** | | 0.174 | 0.175 | 1.00 | 0.239 | pCi/L | 10/06/20 07:47 | 10/31/20 10:44 | 1 |

| *Carrier* | *%Yield* | *Qualifier* | *Limits* | *Prepared* | *Analyzed* | *Dil Fac* |
|---|---|---|---|---|---|---|
| *Ba Carrier* | *86.7* | | *40 - 110* | *10/06/20 07:47* | *10/31/20 10:44* | *1* |

### Method: 9320 - Radium-228 (GFPC)

| Analyte | Result | Qualifier | Count Uncert. (2σ+/-) | Total Uncert. (2σ+/-) | RL | MDC | Unit | Prepared | Analyzed | Dil Fac |
|---|---|---|---|---|---|---|---|---|---|---|
| Radium-228 | 0.468 | U | 0.389 | 0.391 | 1.00 | 0.621 | pCi/L | 10/06/20 08:15 | 10/29/20 12:33 | 1 |

| *Carrier* | *%Yield* | *Qualifier* | *Limits* | *Prepared* | *Analyzed* | *Dil Fac* |
|---|---|---|---|---|---|---|
| *Ba Carrier* | *86.7* | | *40 - 110* | *10/06/20 08:15* | *10/29/20 12:33* | *1* |
| *Y Carrier* | *81.9* | | *40 - 110* | *10/06/20 08:15* | *10/29/20 12:33* | *1* |

### Method: Ra226_Ra228 - Combined Radium-226 and Radium-228

| Analyte | Result | Qualifier | Count Uncert. (2σ+/-) | Total Uncert. (2σ+/-) | RL | MDC | Unit | Prepared | Analyzed | Dil Fac |
|---|---|---|---|---|---|---|---|---|---|---|
| **Combined Radium 226 + 228** | **0.712** | | 0.426 | 0.428 | 5.00 | 0.621 | pCi/L | | 11/02/20 21:33 | 1 |

## Client Sample ID: BA17816 MW-19

**Date Collected: 09/22/20 13:56**
**Date Received: 09/30/20 12:40**

## Lab Sample ID: 400-193810-33

**Matrix: Water**

### Method: 9315 - Radium-226 (GFPC)

| Analyte | Result | Qualifier | Count Uncert. (2σ+/-) | Total Uncert. (2σ+/-) | RL | MDC | Unit | Prepared | Analyzed | Dil Fac |
|---|---|---|---|---|---|---|---|---|---|---|
| Radium-226 | 0.731 | | 0.252 | 0.260 | 1.00 | 0.228 | pCi/L | 10/06/20 07:47 | 10/31/20 10:44 | 1 |

| *Carrier* | *%Yield* | *Qualifier* | *Limits* | *Prepared* | *Analyzed* | *Dil Fac* |
|---|---|---|---|---|---|---|
| *Ba Carrier* | *88.5* | | *40 - 110* | *10/06/20 07:47* | *10/31/20 10:44* | *1* |

### Method: 9320 - Radium-228 (GFPC)

| Analyte | Result | Qualifier | Count Uncert. (2σ+/-) | Total Uncert. (2σ+/-) | RL | MDC | Unit | Prepared | Analyzed | Dil Fac |
|---|---|---|---|---|---|---|---|---|---|---|
| Radium-228 | 1.36 | | 0.440 | 0.458 | 1.00 | 0.582 | pCi/L | 10/06/20 08:15 | 10/29/20 12:33 | 1 |

| *Carrier* | *%Yield* | *Qualifier* | *Limits* | *Prepared* | *Analyzed* | *Dil Fac* |
|---|---|---|---|---|---|---|
| *Ba Carrier* | *88.5* | | *40 - 110* | *10/06/20 08:15* | *10/29/20 12:33* | *1* |
| *Y Carrier* | *80.0* | | *40 - 110* | *10/06/20 08:15* | *10/29/20 12:33* | *1* |

### Method: Ra226_Ra228 - Combined Radium-226 and Radium-228

| Analyte | Result | Qualifier | Count Uncert. (2σ+/-) | Total Uncert. (2σ+/-) | RL | MDC | Unit | Prepared | Analyzed | Dil Fac |
|---|---|---|---|---|---|---|---|---|---|---|
| Combined Radium 226 + 228 | 2.09 | | 0.507 | 0.527 | 5.00 | 0.582 | pCi/L | | 11/02/20 21:33 | 1 |

## Client Sample ID: BA17817 MW-8

**Date Collected: 09/21/20 12:08**
**Date Received: 09/30/20 12:40**

## Lab Sample ID: 400-193810-34

**Matrix: Water**

### Method: 9315 - Radium-226 (GFPC)

| Analyte | Result | Qualifier | Count Uncert. (2σ+/-) | Total Uncert. (2σ+/-) | RL | MDC | Unit | Prepared | Analyzed | Dil Fac |
|---|---|---|---|---|---|---|---|---|---|---|
| Radium-226 | 0.238 | U | 0.188 | 0.190 | 1.00 | 0.273 | pCi/L | 10/06/20 07:47 | 10/31/20 10:44 | 1 |

| *Carrier* | *%Yield* | *Qualifier* | *Limits* | *Prepared* | *Analyzed* | *Dil Fac* |
|---|---|---|---|---|---|---|
| *Ba Carrier* | *83.1* | | *40 - 110* | *10/06/20 07:47* | *10/31/20 10:44* | *1* |

### Method: 9320 - Radium-228 (GFPC)

| Analyte | Result | Qualifier | Count Uncert. (2σ+/-) | Total Uncert. (2σ+/-) | RL | MDC | Unit | Prepared | Analyzed | Dil Fac |
|---|---|---|---|---|---|---|---|---|---|---|
| **Radium-228** | **1.01** | | 0.436 | 0.446 | 1.00 | 0.613 | pCi/L | 10/06/20 08:15 | 10/29/20 12:33 | 1 |

| *Carrier* | *%Yield* | *Qualifier* | *Limits* | *Prepared* | *Analyzed* | *Dil Fac* |
|---|---|---|---|---|---|---|
| *Ba Carrier* | *83.1* | | *40 - 110* | *10/06/20 08:15* | *10/29/20 12:33* | *1* |
| *Y Carrier* | *77.0* | | *40 - 110* | *10/06/20 08:15* | *10/29/20 12:33* | *1* |

### Method: Ra226_Ra228 - Combined Radium-226 and Radium-228

| Analyte | Result | Qualifier | Count Uncert. (2σ+/-) | Total Uncert. (2σ+/-) | RL | MDC | Unit | Prepared | Analyzed | Dil Fac |
|---|---|---|---|---|---|---|---|---|---|---|
| **Combined Radium 226 + 228** | **1.25** | | 0.475 | 0.485 | 5.00 | 0.613 | pCi/L | | 11/02/20 21:33 | 1 |

## Client Sample ID: BA17818 MW-26H

**Date Collected: 09/21/20 15:55**
**Date Received: 09/30/20 12:40**

## Lab Sample ID: 400-193810-35

**Matrix: Water**

### Method: 9315 - Radium-226 (GFPC)

| Analyte | Result | Qualifier | Count Uncert. (2σ+/-) | Total Uncert. (2σ+/-) | RL | MDC | Unit | Prepared | Analyzed | Dil Fac |
|---|---|---|---|---|---|---|---|---|---|---|
| Radium-226 | 0.829 | | 0.372 | 0.379 | 1.00 | 0.425 | pCi/L | 10/06/20 07:47 | 10/31/20 10:44 | 1 |

| *Carrier* | *%Yield* | *Qualifier* | *Limits* | *Prepared* | *Analyzed* | *Dil Fac* |
|---|---|---|---|---|---|---|
| *Ba Carrier* | *82.0* | | *40 - 110* | *10/06/20 07:47* | *10/31/20 10:44* | *1* |

### Method: 9320 - Radium-228 (GFPC)

| Analyte | Result | Qualifier | Count Uncert. (2σ+/-) | Total Uncert. (2σ+/-) | RL | MDC | Unit | Prepared | Analyzed | Dil Fac |
|---|---|---|---|---|---|---|---|---|---|---|
| Radium-228 | 1.22 | | 0.626 | 0.636 | 1.00 | 0.926 | pCi/L | 10/06/20 08:15 | 10/29/20 12:33 | 1 |

| *Carrier* | *%Yield* | *Qualifier* | *Limits* | *Prepared* | *Analyzed* | *Dil Fac* |
|---|---|---|---|---|---|---|
| *Ba Carrier* | *82.0* | | *40 - 110* | *10/06/20 08:15* | *10/29/20 12:33* | *1* |
| *Y Carrier* | *83.7* | | *40 - 110* | *10/06/20 08:15* | *10/29/20 12:33* | *1* |

### Method: Ra226_Ra228 - Combined Radium-226 and Radium-228

| Analyte | Result | Qualifier | Count Uncert. (2σ+/-) | Total Uncert. (2σ+/-) | RL | MDC | Unit | Prepared | Analyzed | Dil Fac |
|---|---|---|---|---|---|---|---|---|---|---|
| Combined Radium 226 + 228 | 2.05 | | 0.728 | 0.740 | 5.00 | 0.926 | pCi/L | | 11/02/20 21:33 | 1 |

## Client Sample ID: BA17819 MW-26H DIS

**Date Collected: 09/21/20 15:55**
**Date Received: 09/30/20 12:40**

## Lab Sample ID: 400-193810-36

**Matrix: Water**

### Method: 9315 - Radium-226 (GFPC) - Dissolved

| Analyte | Result | Qualifier | Count Uncert. (2σ+/-) | Total Uncert. (2σ+/-) | RL | MDC | Unit | Prepared | Analyzed | Dil Fac |
|---|---|---|---|---|---|---|---|---|---|---|
| Radium-226 | 0.431 | | 0.217 | 0.221 | 1.00 | 0.260 | pCi/L | 10/06/20 07:47 | 10/31/20 10:44 | 1 |

| *Carrier* | *%Yield* | *Qualifier* | *Limits* | *Prepared* | *Analyzed* | *Dil Fac* |
|---|---|---|---|---|---|---|
| *Ba Carrier* | *87.9* | | *40 - 110* | *10/06/20 07:47* | *10/31/20 10:44* | *1* |

### Method: 9320 - Radium-228 (GFPC) - Dissolved

| Analyte | Result | Qualifier | Count Uncert. (2σ+/-) | Total Uncert. (2σ+/-) | RL | MDC | Unit | Prepared | Analyzed | Dil Fac |
|---|---|---|---|---|---|---|---|---|---|---|
| Radium-228 | 0.863 | | 0.394 | 0.402 | 1.00 | 0.569 | pCi/L | 10/06/20 08:15 | 10/29/20 12:34 | 1 |

| *Carrier* | *%Yield* | *Qualifier* | *Limits* | *Prepared* | *Analyzed* | *Dil Fac* |
|---|---|---|---|---|---|---|
| *Ba Carrier* | *87.9* | | *40 - 110* | *10/06/20 08:15* | *10/29/20 12:34* | *1* |
| *Y Carrier* | *83.0* | | *40 - 110* | *10/06/20 08:15* | *10/29/20 12:34* | *1* |

### Method: Ra226_Ra228 (D) - Combined Radium-226 and Radium-228 - Dissolved

| Analyte | Result | Qualifier | Count Uncert. (2σ+/-) | Total Uncert. (2σ+/-) | RL | MDC | Unit | Prepared | Analyzed | Dil Fac |
|---|---|---|---|---|---|---|---|---|---|---|
| Combined Radium 226 + 228 | 1.29 | | 0.450 | 0.459 | 5.00 | 0.569 | pCi/L | | 11/02/20 23:17 | 1 |

## Client Sample ID: BA17820 MW-40H

**Date Collected: 09/22/20 09:58**
**Date Received: 09/30/20 12:40**

## Lab Sample ID: 400-193810-37

**Matrix: Water**

### Method: 9315 - Radium-226 (GFPC)

| Analyte | Result | Qualifier | Count Uncert. (2σ+/-) | Total Uncert. (2σ+/-) | RL | MDC | Unit | Prepared | Analyzed | Dil Fac |
|---|---|---|---|---|---|---|---|---|---|---|
| Radium-226 | 0.607 | | 0.246 | 0.252 | 1.00 | 0.239 | pCi/L | 10/06/20 07:47 | 10/31/20 12:35 | 1 |

| *Carrier* | *%Yield* | *Qualifier* | *Limits* | *Prepared* | *Analyzed* | *Dil Fac* |
|---|---|---|---|---|---|---|
| *Ba Carrier* | *75.4* | | *40 - 110* | *10/06/20 07:47* | *10/31/20 12:35* | *1* |

### Method: 9320 - Radium-228 (GFPC)

| Analyte | Result | Qualifier | Count Uncert. (2σ+/-) | Total Uncert. (2σ+/-) | RL | MDC | Unit | Prepared | Analyzed | Dil Fac |
|---|---|---|---|---|---|---|---|---|---|---|
| Radium-228 | 1.31 | | 0.526 | 0.540 | 1.00 | 0.750 | pCi/L | 10/06/20 08:15 | 10/29/20 12:34 | 1 |

| *Carrier* | *%Yield* | *Qualifier* | *Limits* | *Prepared* | *Analyzed* | *Dil Fac* |
|---|---|---|---|---|---|---|
| *Ba Carrier* | *75.4* | | *40 - 110* | *10/06/20 08:15* | *10/29/20 12:34* | *1* |
| *Y Carrier* | *82.2* | | *40 - 110* | *10/06/20 08:15* | *10/29/20 12:34* | *1* |

### Method: Ra226_Ra228 - Combined Radium-226 and Radium-228

| Analyte | Result | Qualifier | Count Uncert. (2σ+/-) | Total Uncert. (2σ+/-) | RL | MDC | Unit | Prepared | Analyzed | Dil Fac |
|---|---|---|---|---|---|---|---|---|---|---|
| Combined Radium 226 + 228 | 1.91 | | 0.581 | 0.596 | 5.00 | 0.750 | pCi/L | | 11/02/20 21:33 | 1 |

## Client Sample ID: BA17821 MW-9V

**Date Collected: 09/22/20 13:05**
**Date Received: 09/30/20 12:40**

## Lab Sample ID: 400-193810-38

**Matrix: Water**

### Method: 9315 - Radium-226 (GFPC)

| Analyte | Result | Qualifier | Count Uncert. (2σ+/-) | Total Uncert. (2σ+/-) | RL | MDC | Unit | Prepared | Analyzed | Dil Fac |
|---|---|---|---|---|---|---|---|---|---|---|
| Radium-226 | 0.00389 | U | 0.122 | 0.122 | 1.00 | 0.257 | pCi/L | 10/07/20 07:00 | 10/31/20 12:36 | 1 |

| *Carrier* | *%Yield* | *Qualifier* | *Limits* | *Prepared* | *Analyzed* | *Dil Fac* |
|---|---|---|---|---|---|---|
| *Ba Carrier* | *77.5* | | *40 - 110* | *10/07/20 07:00* | *10/31/20 12:36* | *1* |

### Method: 9320 - Radium-228 (GFPC)

| Analyte | Result | Qualifier | Count Uncert. (2σ+/-) | Total Uncert. (2σ+/-) | RL | MDC | Unit | Prepared | Analyzed | Dil Fac |
|---|---|---|---|---|---|---|---|---|---|---|
| Radium-228 | 0.533 | U | 0.477 | 0.480 | 1.00 | 0.767 | pCi/L | 10/07/20 07:54 | 10/29/20 12:35 | 1 |

| *Carrier* | *%Yield* | *Qualifier* | *Limits* | *Prepared* | *Analyzed* | *Dil Fac* |
|---|---|---|---|---|---|---|
| *Ba Carrier* | *77.5* | | *40 - 110* | *10/07/20 07:54* | *10/29/20 12:35* | *1* |
| *Y Carrier* | *71.8* | | *40 - 110* | *10/07/20 07:54* | *10/29/20 12:35* | *1* |

### Method: Ra226_Ra228 - Combined Radium-226 and Radium-228

| Analyte | Result | Qualifier | Count Uncert. (2σ+/-) | Total Uncert. (2σ+/-) | RL | MDC | Unit | Prepared | Analyzed | Dil Fac |
|---|---|---|---|---|---|---|---|---|---|---|
| Combined Radium 226 + 228 | 0.536 | U | 0.492 | 0.495 | 5.00 | 0.767 | pCi/L | | 11/02/20 21:35 | 1 |

## Client Sample ID: BA17910 MW-38H

**Date Collected: 09/22/20 15:10**
**Date Received: 09/30/20 12:40**

## Lab Sample ID: 400-193810-39

**Matrix: Water**

### Method: 9315 - Radium-226 (GFPC)

| Analyte | Result | Qualifier | Count Uncert. (2σ+/-) | Total Uncert. (2σ+/-) | RL | MDC | Unit | Prepared | Analyzed | Dil Fac |
|---|---|---|---|---|---|---|---|---|---|---|
| Radium-226 | 0.198 | U | 0.160 | 0.161 | 1.00 | 0.231 | pCi/L | 10/07/20 07:00 | 10/31/20 12:37 | 1 |

| *Carrier* | *%Yield* | *Qualifier* | *Limits* | *Prepared* | *Analyzed* | *Dil Fac* |
|---|---|---|---|---|---|---|
| *Ba Carrier* | *87.6* | | *40 - 110* | *10/07/20 07:00* | *10/31/20 12:37* | *1* |

### Method: 9320 - Radium-228 (GFPC)

| Analyte | Result | Qualifier | Count Uncert. (2σ+/-) | Total Uncert. (2σ+/-) | RL | MDC | Unit | Prepared | Analyzed | Dil Fac |
|---|---|---|---|---|---|---|---|---|---|---|
| **Radium-228** | **0.899** | | 0.433 | 0.440 | 1.00 | 0.633 | pCi/L | 10/07/20 07:54 | 10/29/20 12:35 | 1 |

| *Carrier* | *%Yield* | *Qualifier* | *Limits* | *Prepared* | *Analyzed* | *Dil Fac* |
|---|---|---|---|---|---|---|
| *Ba Carrier* | *87.6* | | *40 - 110* | *10/07/20 07:54* | *10/29/20 12:35* | *1* |
| *Y Carrier* | *78.9* | | *40 - 110* | *10/07/20 07:54* | *10/29/20 12:35* | *1* |

### Method: Ra226_Ra228 - Combined Radium-226 and Radium-228

| Analyte | Result | Qualifier | Count Uncert. (2σ+/-) | Total Uncert. (2σ+/-) | RL | MDC | Unit | Prepared | Analyzed | Dil Fac |
|---|---|---|---|---|---|---|---|---|---|---|
| **Combined Radium 226 + 228** | **1.10** | | 0.462 | 0.469 | 5.00 | 0.633 | pCi/L | | 11/02/20 21:35 | 1 |

## Client Sample ID: BA17911 MW-29H

**Date Collected: 09/22/20 16:45**
**Date Received: 09/30/20 12:40**

## Lab Sample ID: 400-193810-40

**Matrix: Water**

### Method: 9315 - Radium-226 (GFPC)

| Analyte | Result | Qualifier | Count Uncert. (2σ+/-) | Total Uncert. (2σ+/-) | RL | MDC | Unit | Prepared | Analyzed | Dil Fac |
|---|---|---|---|---|---|---|---|---|---|---|
| **Radium-226** | **0.518** | | 0.229 | 0.234 | 1.00 | 0.237 | pCi/L | 10/07/20 07:00 | 10/31/20 12:37 | 1 |

| *Carrier* | *%Yield* | *Qualifier* | *Limits* | *Prepared* | *Analyzed* | *Dil Fac* |
|---|---|---|---|---|---|---|
| *Ba Carrier* | *74.6* | | *40 - 110* | *10/07/20 07:00* | *10/31/20 12:37* | *1* |

### Method: 9320 - Radium-228 (GFPC)

| Analyte | Result | Qualifier | Count Uncert. (2σ+/-) | Total Uncert. (2σ+/-) | RL | MDC | Unit | Prepared | Analyzed | Dil Fac |
|---|---|---|---|---|---|---|---|---|---|---|
| Radium-228 | 0.0735 | U | 0.404 | 0.404 | 1.00 | 0.713 | pCi/L | 10/07/20 07:54 | 10/29/20 12:36 | 1 |

| *Carrier* | *%Yield* | *Qualifier* | *Limits* | *Prepared* | *Analyzed* | *Dil Fac* |
|---|---|---|---|---|---|---|
| *Ba Carrier* | *74.6* | | *40 - 110* | *10/07/20 07:54* | *10/29/20 12:36* | *1* |
| *Y Carrier* | *77.0* | | *40 - 110* | *10/07/20 07:54* | *10/29/20 12:36* | *1* |

### Method: Ra226_Ra228 - Combined Radium-226 and Radium-228

| Analyte | Result | Qualifier | Count Uncert. (2σ+/-) | Total Uncert. (2σ+/-) | RL | MDC | Unit | Prepared | Analyzed | Dil Fac |
|---|---|---|---|---|---|---|---|---|---|---|
| Combined Radium 226 + 228 | 0.591 | U | 0.464 | 0.467 | 5.00 | 0.713 | pCi/L | | 11/02/20 21:35 | 1 |

## Client Sample ID: BA17912 MW-12V

**Date Collected: 09/23/20 10:15**
**Date Received: 09/30/20 12:40**

## Lab Sample ID: 400-193810-41

**Matrix: Water**

### Method: 9315 - Radium-226 (GFPC)

| Analyte | Result | Qualifier | Count Uncert. (2σ+/-) | Total Uncert. (2σ+/-) | RL | MDC | Unit | Prepared | Analyzed | Dil Fac |
|---|---|---|---|---|---|---|---|---|---|---|
| **Radium-226** | **0.652** | | 0.317 | 0.322 | 1.00 | 0.350 | pCi/L | 10/07/20 07:00 | 10/31/20 12:37 | 1 |

| *Carrier* | *%Yield* | *Qualifier* | *Limits* | *Prepared* | *Analyzed* | *Dil Fac* |
|---|---|---|---|---|---|---|
| *Ba Carrier* | *78.1* | | *40 - 110* | *10/07/20 07:00* | *10/31/20 12:37* | *1* |

### Method: 9320 - Radium-228 (GFPC)

| Analyte | Result | Qualifier | Count Uncert. (2σ+/-) | Total Uncert. (2σ+/-) | RL | MDC | Unit | Prepared | Analyzed | Dil Fac |
|---|---|---|---|---|---|---|---|---|---|---|
| Radium-228 | 0.724 | U G | 0.646 | 0.649 | 1.00 | 1.03 | pCi/L | 10/07/20 07:54 | 10/29/20 12:36 | 1 |

| *Carrier* | *%Yield* | *Qualifier* | *Limits* | *Prepared* | *Analyzed* | *Dil Fac* |
|---|---|---|---|---|---|---|
| *Ba Carrier* | *78.1* | | *40 - 110* | *10/07/20 07:54* | *10/29/20 12:36* | *1* |
| *Y Carrier* | *74.8* | | *40 - 110* | *10/07/20 07:54* | *10/29/20 12:36* | *1* |

### Method: Ra226_Ra228 - Combined Radium-226 and Radium-228

| Analyte | Result | Qualifier | Count Uncert. (2σ+/-) | Total Uncert. (2σ+/-) | RL | MDC | Unit | Prepared | Analyzed | Dil Fac |
|---|---|---|---|---|---|---|---|---|---|---|
| **Combined Radium 226 + 228** | **1.38** | | 0.720 | 0.724 | 5.00 | 1.03 | pCi/L | | 11/02/20 21:35 | 1 |

## Client Sample ID: BA17913 MW-12V DIS

**Date Collected: 09/23/20 10:15**
**Date Received: 09/30/20 12:40**

## Lab Sample ID: 400-193810-42

**Matrix: Water**

### Method: 9315 - Radium-226 (GFPC) - Dissolved

| Analyte | Result | Qualifier | Count Uncert. (2σ+/-) | Total Uncert. (2σ+/-) | RL | MDC | Unit | Prepared | Analyzed | Dil Fac |
|---|---|---|---|---|---|---|---|---|---|---|
| **Radium-226** | **0.518** | | 0.229 | 0.233 | 1.00 | 0.243 | pCi/L | 10/07/20 07:00 | 10/31/20 12:37 | 1 |

| *Carrier* | *%Yield* | *Qualifier* | *Limits* | *Prepared* | *Analyzed* | *Dil Fac* |
|---|---|---|---|---|---|---|
| *Ba Carrier* | *80.5* | | *40 - 110* | *10/07/20 07:00* | *10/31/20 12:37* | *1* |

### Method: 9320 - Radium-228 (GFPC) - Dissolved

| Analyte | Result | Qualifier | Count Uncert. (2σ+/-) | Total Uncert. (2σ+/-) | RL | MDC | Unit | Prepared | Analyzed | Dil Fac |
|---|---|---|---|---|---|---|---|---|---|---|
| Radium-228 | 0.586 | U | 0.453 | 0.456 | 1.00 | 0.715 | pCi/L | 10/07/20 07:54 | 10/29/20 12:36 | 1 |

| *Carrier* | *%Yield* | *Qualifier* | *Limits* | *Prepared* | *Analyzed* | *Dil Fac* |
|---|---|---|---|---|---|---|
| *Ba Carrier* | *80.5* | | *40 - 110* | *10/07/20 07:54* | *10/29/20 12:36* | *1* |
| *Y Carrier* | *75.5* | | *40 - 110* | *10/07/20 07:54* | *10/29/20 12:36* | *1* |

### Method: Ra226_Ra228 (D) - Combined Radium-226 and Radium-228 - Dissolved

| Analyte | Result | Qualifier | Count Uncert. (2σ+/-) | Total Uncert. (2σ+/-) | RL | MDC | Unit | Prepared | Analyzed | Dil Fac |
|---|---|---|---|---|---|---|---|---|---|---|
| **Combined Radium 226 + 228** | **1.10** | | 0.508 | 0.512 | 5.00 | 0.715 | pCi/L | | 11/02/20 23:17 | 1 |

## Client Sample ID: BA17914 MW-12

**Date Collected: 09/23/20 13:10**
**Date Received: 09/30/20 12:40**

## Lab Sample ID: 400-193810-43

**Matrix: Water**

### Method: 9315 - Radium-226 (GFPC)

| Analyte | Result | Qualifier | Count Uncert. (2σ+/-) | Total Uncert. (2σ+/-) | RL | MDC | Unit | Prepared | Analyzed | Dil Fac |
|---|---|---|---|---|---|---|---|---|---|---|
| **Radium-226** | **0.356** | | 0.213 | 0.215 | 1.00 | 0.271 | pCi/L | 10/07/20 07:00 | 10/31/20 12:37 | 1 |

| *Carrier* | *%Yield* | *Qualifier* | *Limits* | *Prepared* | *Analyzed* | *Dil Fac* |
|---|---|---|---|---|---|---|
| *Ba Carrier* | *73.4* | | *40 - 110* | *10/07/20 07:00* | *10/31/20 12:37* | *1* |

### Method: 9320 - Radium-228 (GFPC)

| Analyte | Result | Qualifier | Count Uncert. (2σ+/-) | Total Uncert. (2σ+/-) | RL | MDC | Unit | Prepared | Analyzed | Dil Fac |
|---|---|---|---|---|---|---|---|---|---|---|
| Radium-228 | 0.455 | U | 0.511 | 0.513 | 1.00 | 0.840 | pCi/L | 10/07/20 07:54 | 10/29/20 12:36 | 1 |

| *Carrier* | *%Yield* | *Qualifier* | *Limits* | *Prepared* | *Analyzed* | *Dil Fac* |
|---|---|---|---|---|---|---|
| *Ba Carrier* | *73.4* | | *40 - 110* | *10/07/20 07:54* | *10/29/20 12:36* | *1* |
| *Y Carrier* | *68.8* | | *40 - 110* | *10/07/20 07:54* | *10/29/20 12:36* | *1* |

### Method: Ra226_Ra228 - Combined Radium-226 and Radium-228

| Analyte | Result | Qualifier | Count Uncert. (2σ+/-) | Total Uncert. (2σ+/-) | RL | MDC | Unit | Prepared | Analyzed | Dil Fac |
|---|---|---|---|---|---|---|---|---|---|---|
| Combined Radium 226 + 228 | 0.811 | U | 0.554 | 0.556 | 5.00 | 0.840 | pCi/L | | 11/02/20 21:35 | 1 |

## Client Sample ID: BA17915 MW-21

**Date Collected: 09/23/20 16:15**
**Date Received: 09/30/20 12:40**

## Lab Sample ID: 400-193810-44

**Matrix: Water**

### Method: 9315 - Radium-226 (GFPC)

| Analyte | Result | Qualifier | Count Uncert. (2σ+/-) | Total Uncert. (2σ+/-) | RL | MDC | Unit | Prepared | Analyzed | Dil Fac |
|---|---|---|---|---|---|---|---|---|---|---|
| **Radium-226** | **0.335** | | 0.186 | 0.189 | 1.00 | 0.233 | pCi/L | 10/07/20 07:00 | 10/31/20 12:37 | 1 |

| *Carrier* | *%Yield* | *Qualifier* | *Limits* | *Prepared* | *Analyzed* | *Dil Fac* |
|---|---|---|---|---|---|---|
| *Ba Carrier* | *93.5* | | *40 - 110* | *10/07/20 07:00* | *10/31/20 12:37* | *1* |

### Method: 9320 - Radium-228 (GFPC)

| Analyte | Result | Qualifier | Count Uncert. (2σ+/-) | Total Uncert. (2σ+/-) | RL | MDC | Unit | Prepared | Analyzed | Dil Fac |
|---|---|---|---|---|---|---|---|---|---|---|
| Radium-228 | 0.133 | U | 0.409 | 0.409 | 1.00 | 0.705 | pCi/L | 10/07/20 07:54 | 10/29/20 12:36 | 1 |

| *Carrier* | *%Yield* | *Qualifier* | *Limits* | *Prepared* | *Analyzed* | *Dil Fac* |
|---|---|---|---|---|---|---|
| *Ba Carrier* | *93.5* | | *40 - 110* | *10/07/20 07:54* | *10/29/20 12:36* | *1* |
| *Y Carrier* | *75.5* | | *40 - 110* | *10/07/20 07:54* | *10/29/20 12:36* | *1* |

### Method: Ra226_Ra228 - Combined Radium-226 and Radium-228

| Analyte | Result | Qualifier | Count Uncert. (2σ+/-) | Total Uncert. (2σ+/-) | RL | MDC | Unit | Prepared | Analyzed | Dil Fac |
|---|---|---|---|---|---|---|---|---|---|---|
| Combined Radium 226 + 228 | 0.468 | U | 0.449 | 0.451 | 5.00 | 0.705 | pCi/L | | 11/02/20 21:35 | 1 |

## Client Sample ID: BA17916 FB-4

**Date Collected: 09/23/20 17:00**
**Date Received: 09/30/20 12:40**

## Lab Sample ID: 400-193810-45

**Matrix: Water**

### Method: 9315 - Radium-226 (GFPC)

| Analyte | Result | Qualifier | Count Uncert. (2σ+/-) | Total Uncert. (2σ+/-) | RL | MDC | Unit | Prepared | Analyzed | Dil Fac |
|---|---|---|---|---|---|---|---|---|---|---|
| Radium-226 | 0.0621 | U | 0.131 | 0.131 | 1.00 | 0.240 | pCi/L | 10/07/20 07:00 | 10/31/20 12:38 | 1 |

| *Carrier* | *%Yield* | *Qualifier* | *Limits* | *Prepared* | *Analyzed* | *Dil Fac* |
|---|---|---|---|---|---|---|
| *Ba Carrier* | *84.6* | | *40 - 110* | *10/07/20 07:00* | *10/31/20 12:38* | *1* |

### Method: 9320 - Radium-228 (GFPC)

| Analyte | Result | Qualifier | Count Uncert. (2σ+/-) | Total Uncert. (2σ+/-) | RL | MDC | Unit | Prepared | Analyzed | Dil Fac |
|---|---|---|---|---|---|---|---|---|---|---|
| Radium-228 | 0.000 | U | 0.390 | 0.390 | 1.00 | 0.699 | pCi/L | 10/07/20 07:54 | 10/29/20 12:36 | 1 |

| *Carrier* | *%Yield* | *Qualifier* | *Limits* | *Prepared* | *Analyzed* | *Dil Fac* |
|---|---|---|---|---|---|---|
| *Ba Carrier* | *84.6* | | *40 - 110* | *10/07/20 07:54* | *10/29/20 12:36* | *1* |
| *Y Carrier* | *72.1* | | *40 - 110* | *10/07/20 07:54* | *10/29/20 12:36* | *1* |

### Method: Ra226_Ra228 - Combined Radium-226 and Radium-228

| Analyte | Result | Qualifier | Count Uncert. (2σ+/-) | Total Uncert. (2σ+/-) | RL | MDC | Unit | Prepared | Analyzed | Dil Fac |
|---|---|---|---|---|---|---|---|---|---|---|
| Combined Radium 226 + 228 | 0.0621 | U | 0.411 | 0.411 | 5.00 | 0.699 | pCi/L | | 11/02/20 21:35 | 1 |

## Client Sample ID: BA17917 EB-1

**Date Collected: 09/23/20 17:10**
**Date Received: 09/30/20 12:40**

## Lab Sample ID: 400-193810-46

**Matrix: Water**

### Method: 9315 - Radium-226 (GFPC)

| Analyte | Result | Qualifier | Count Uncert. (2σ+/-) | Total Uncert. (2σ+/-) | RL | MDC | Unit | Prepared | Analyzed | Dil Fac |
|---|---|---|---|---|---|---|---|---|---|---|
| Radium-226 | 0.0356 | U | 0.117 | 0.117 | 1.00 | 0.227 | pCi/L | 10/07/20 07:00 | 10/31/20 12:39 | 1 |

| *Carrier* | *%Yield* | *Qualifier* | *Limits* | *Prepared* | *Analyzed* | *Dil Fac* |
|---|---|---|---|---|---|---|
| *Ba Carrier* | *87.0* | | *40 - 110* | *10/07/20 07:00* | *10/31/20 12:39* | *1* |

### Method: 9320 - Radium-228 (GFPC)

| Analyte | Result | Qualifier | Count Uncert. (2σ+/-) | Total Uncert. (2σ+/-) | RL | MDC | Unit | Prepared | Analyzed | Dil Fac |
|---|---|---|---|---|---|---|---|---|---|---|
| Radium-228 | 0.151 | U | 0.415 | 0.415 | 1.00 | 0.714 | pCi/L | 10/07/20 07:54 | 10/29/20 12:36 | 1 |

| *Carrier* | *%Yield* | *Qualifier* | *Limits* | *Prepared* | *Analyzed* | *Dil Fac* |
|---|---|---|---|---|---|---|
| *Ba Carrier* | *87.0* | | *40 - 110* | *10/07/20 07:54* | *10/29/20 12:36* | *1* |
| *Y Carrier* | *76.3* | | *40 - 110* | *10/07/20 07:54* | *10/29/20 12:36* | *1* |

### Method: Ra226_Ra228 - Combined Radium-226 and Radium-228

| Analyte | Result | Qualifier | Count Uncert. (2σ+/-) | Total Uncert. (2σ+/-) | RL | MDC | Unit | Prepared | Analyzed | Dil Fac |
|---|---|---|---|---|---|---|---|---|---|---|
| Combined Radium 226 + 228 | 0.187 | U | 0.431 | 0.431 | 5.00 | 0.714 | pCi/L | | 11/02/20 21:38 | 1 |

## Client Sample ID: BA17918 MW-18

**Date Collected: 09/23/20 18:05**
**Date Received: 09/30/20 12:40**

## Lab Sample ID: 400-193810-47

**Matrix: Water**

### Method: 9315 - Radium-226 (GFPC)

| Analyte | Result | Qualifier | Count Uncert. (2σ+/-) | Total Uncert. (2σ+/-) | RL | MDC | Unit | Prepared | Analyzed | Dil Fac |
|---|---|---|---|---|---|---|---|---|---|---|
| Radium-226 | 0.0963 | U | 0.147 | 0.148 | 1.00 | 0.254 | pCi/L | 10/07/20 07:00 | 10/31/20 12:39 | 1 |

| *Carrier* | *%Yield* | *Qualifier* | *Limits* | *Prepared* | *Analyzed* | *Dil Fac* |
|---|---|---|---|---|---|---|
| *Ba Carrier* | *89.1* | | *40 - 110* | *10/07/20 07:00* | *10/31/20 12:39* | *1* |

### Method: 9320 - Radium-228 (GFPC)

| Analyte | Result | Qualifier | Count Uncert. (2σ+/-) | Total Uncert. (2σ+/-) | RL | MDC | Unit | Prepared | Analyzed | Dil Fac |
|---|---|---|---|---|---|---|---|---|---|---|
| **Radium-228** | **0.792** | | 0.421 | 0.428 | 1.00 | 0.627 | pCi/L | 10/07/20 07:54 | 10/29/20 12:36 | 1 |

| *Carrier* | *%Yield* | *Qualifier* | *Limits* | *Prepared* | *Analyzed* | *Dil Fac* |
|---|---|---|---|---|---|---|
| *Ba Carrier* | *89.1* | | *40 - 110* | *10/07/20 07:54* | *10/29/20 12:36* | *1* |
| *Y Carrier* | *75.5* | | *40 - 110* | *10/07/20 07:54* | *10/29/20 12:36* | *1* |

### Method: Ra226_Ra228 - Combined Radium-226 and Radium-228

| Analyte | Result | Qualifier | Count Uncert. (2σ+/-) | Total Uncert. (2σ+/-) | RL | MDC | Unit | Prepared | Analyzed | Dil Fac |
|---|---|---|---|---|---|---|---|---|---|---|
| **Combined Radium 226 + 228** | **0.888** | | 0.446 | 0.453 | 5.00 | 0.627 | pCi/L | | 11/02/20 21:38 | 1 |

## Client Sample ID: BA17919 MW-15

**Date Collected: 09/23/20 11:37**
**Date Received: 09/30/20 12:40**

## Lab Sample ID: 400-193810-48

**Matrix: Water**

### Method: 9315 - Radium-226 (GFPC)

| Analyte | Result | Qualifier | Count Uncert. (2σ+/-) | Total Uncert. (2σ+/-) | RL | MDC | Unit | Prepared | Analyzed | Dil Fac |
|---|---|---|---|---|---|---|---|---|---|---|
| **Radium-226** | **0.314** | | 0.174 | 0.176 | 1.00 | 0.204 | pCi/L | 10/07/20 07:00 | 10/31/20 14:35 | 1 |

| *Carrier* | *%Yield* | *Qualifier* | *Limits* | *Prepared* | *Analyzed* | *Dil Fac* |
|---|---|---|---|---|---|---|
| *Ba Carrier* | *89.1* | | *40 - 110* | *10/07/20 07:00* | *10/31/20 14:35* | *1* |

### Method: 9320 - Radium-228 (GFPC)

| Analyte | Result | Qualifier | Count Uncert. (2σ+/-) | Total Uncert. (2σ+/-) | RL | MDC | Unit | Prepared | Analyzed | Dil Fac |
|---|---|---|---|---|---|---|---|---|---|---|
| Radium-228 | 0.233 | U | 0.385 | 0.386 | 1.00 | 0.650 | pCi/L | 10/07/20 07:54 | 10/29/20 12:41 | 1 |

| *Carrier* | *%Yield* | *Qualifier* | *Limits* | *Prepared* | *Analyzed* | *Dil Fac* |
|---|---|---|---|---|---|---|
| *Ba Carrier* | *89.1* | | *40 - 110* | *10/07/20 07:54* | *10/29/20 12:41* | *1* |
| *Y Carrier* | *76.3* | | *40 - 110* | *10/07/20 07:54* | *10/29/20 12:41* | *1* |

### Method: Ra226_Ra228 - Combined Radium-226 and Radium-228

| Analyte | Result | Qualifier | Count Uncert. (2σ+/-) | Total Uncert. (2σ+/-) | RL | MDC | Unit | Prepared | Analyzed | Dil Fac |
|---|---|---|---|---|---|---|---|---|---|---|
| Combined Radium 226 + 228 | 0.547 | U | 0.422 | 0.424 | 5.00 | 0.650 | pCi/L | | 11/02/20 21:38 | 1 |

## Client Sample ID: BA17920 MW-17V

**Date Collected: 09/23/20 13:49**
**Date Received: 09/30/20 12:40**

## Lab Sample ID: 400-193810-49

**Matrix: Water**

### Method: 9315 - Radium-226 (GFPC)

| Analyte | Result | Qualifier | Count Uncert. (2σ+/-) | Total Uncert. (2σ+/-) | RL | MDC | Unit | Prepared | Analyzed | Dil Fac |
|---|---|---|---|---|---|---|---|---|---|---|
| Radium-226 | 0.148 | U | 0.157 | 0.157 | 1.00 | 0.246 | pCi/L | 10/07/20 07:00 | 10/31/20 14:36 | 1 |

| *Carrier* | *%Yield* | *Qualifier* | *Limits* | *Prepared* | *Analyzed* | *Dil Fac* |
|---|---|---|---|---|---|---|
| *Ba Carrier* | *75.1* | | *40 - 110* | *10/07/20 07:00* | *10/31/20 14:36* | *1* |

### Method: 9320 - Radium-228 (GFPC)

| Analyte | Result | Qualifier | Count Uncert. (2σ+/-) | Total Uncert. (2σ+/-) | RL | MDC | Unit | Prepared | Analyzed | Dil Fac |
|---|---|---|---|---|---|---|---|---|---|---|
| Radium-228 | 0.394 | U | 0.449 | 0.450 | 1.00 | 0.738 | pCi/L | 10/07/20 07:54 | 10/29/20 12:41 | 1 |

| *Carrier* | *%Yield* | *Qualifier* | *Limits* | *Prepared* | *Analyzed* | *Dil Fac* |
|---|---|---|---|---|---|---|
| *Ba Carrier* | *75.1* | | *40 - 110* | *10/07/20 07:54* | *10/29/20 12:41* | *1* |
| *Y Carrier* | *78.5* | | *40 - 110* | *10/07/20 07:54* | *10/29/20 12:41* | *1* |

### Method: Ra226_Ra228 - Combined Radium-226 and Radium-228

| Analyte | Result | Qualifier | Count Uncert. (2σ+/-) | Total Uncert. (2σ+/-) | RL | MDC | Unit | Prepared | Analyzed | Dil Fac |
|---|---|---|---|---|---|---|---|---|---|---|
| Combined Radium 226 + 228 | 0.542 | U | 0.476 | 0.477 | 5.00 | 0.738 | pCi/L | | 11/02/20 21:38 | 1 |

## Client Sample ID: BA17921 MW-21V

**Date Collected: 09/23/20 16:37**
**Date Received: 09/30/20 12:40**

## Lab Sample ID: 400-193810-50

**Matrix: Water**

### Method: 9315 - Radium-226 (GFPC)

| Analyte | Result | Qualifier | Count Uncert. (2σ+/-) | Total Uncert. (2σ+/-) | RL | MDC | Unit | Prepared | Analyzed | Dil Fac |
|---|---|---|---|---|---|---|---|---|---|---|
| Radium-226 | 0.0842 | U | 0.123 | 0.123 | 1.00 | 0.210 | pCi/L | 10/07/20 07:00 | 10/31/20 14:36 | 1 |

| *Carrier* | *%Yield* | *Qualifier* | *Limits* | *Prepared* | *Analyzed* | *Dil Fac* |
|---|---|---|---|---|---|---|
| *Ba Carrier* | *94.1* | | *40 - 110* | *10/07/20 07:00* | *10/31/20 14:36* | *1* |

### Method: 9320 - Radium-228 (GFPC)

| Analyte | Result | Qualifier | Count Uncert. (2σ+/-) | Total Uncert. (2σ+/-) | RL | MDC | Unit | Prepared | Analyzed | Dil Fac |
|---|---|---|---|---|---|---|---|---|---|---|
| Radium-228 | 0.479 | U | 0.394 | 0.396 | 1.00 | 0.629 | pCi/L | 10/07/20 07:54 | 10/29/20 12:42 | 1 |

| *Carrier* | *%Yield* | *Qualifier* | *Limits* | *Prepared* | *Analyzed* | *Dil Fac* |
|---|---|---|---|---|---|---|
| *Ba Carrier* | *94.1* | | *40 - 110* | *10/07/20 07:54* | *10/29/20 12:42* | *1* |
| *Y Carrier* | *78.9* | | *40 - 110* | *10/07/20 07:54* | *10/29/20 12:42* | *1* |

### Method: Ra226_Ra228 - Combined Radium-226 and Radium-228

| Analyte | Result | Qualifier | Count Uncert. (2σ+/-) | Total Uncert. (2σ+/-) | RL | MDC | Unit | Prepared | Analyzed | Dil Fac |
|---|---|---|---|---|---|---|---|---|---|---|
| Combined Radium 226 + 228 | 0.563 | U | 0.413 | 0.415 | 5.00 | 0.629 | pCi/L | | 11/02/20 21:38 | 1 |

# Definitions/Glossary

Client: Alabama Power General Test Laboratory
Project/Site: CCR Plant Gorgas

Job ID: 400-193810-1
SDG: Gorgas Ash Pond 1303

## Qualifiers

### Rad

| Qualifier | Qualifier Description |
|---|---|
| G | The Sample MDC is greater than the requested RL. |
| U | Result is less than the sample detection limit. |

## Glossary

| Abbreviation | These commonly used abbreviations may or may not be present in this report. |
|---|---|
| ¤ | Listed under the "D" column to designate that the result is reported on a dry weight basis |
| %R | Percent Recovery |
| CFL | Contains Free Liquid |
| CFU | Colony Forming Unit |
| CNF | Contains No Free Liquid |
| DER | Duplicate Error Ratio (normalized absolute difference) |
| Dil Fac | Dilution Factor |
| DL | Detection Limit (DoD/DOE) |
| DL, RA, RE, IN | Indicates a Dilution, Re-analysis, Re-extraction, or additional Initial metals/anion analysis of the sample |
| DLC | Decision Level Concentration (Radiochemistry) |
| EDL | Estimated Detection Limit (Dioxin) |
| LOD | Limit of Detection (DoD/DOE) |
| LOQ | Limit of Quantitation (DoD/DOE) |
| MCL | EPA recommended "Maximum Contaminant Level" |
| MDA | Minimum Detectable Activity (Radiochemistry) |
| MDC | Minimum Detectable Concentration (Radiochemistry) |
| MDL | Method Detection Limit |
| ML | Minimum Level (Dioxin) |
| MPN | Most Probable Number |
| MQL | Method Quantitation Limit |
| NC | Not Calculated |
| ND | Not Detected at the reporting limit (or MDL or EDL if shown) |
| NEG | Negative / Absent |
| POS | Positive / Present |
| PQL | Practical Quantitation Limit |
| PRES | Presumptive |
| QC | Quality Control |
| RER | Relative Error Ratio (Radiochemistry) |
| RL | Reporting Limit or Requested Limit (Radiochemistry) |
| RPD | Relative Percent Difference, a measure of the relative difference between two points |
| TEF | Toxicity Equivalent Factor (Dioxin) |
| TEQ | Toxicity Equivalent Quotient (Dioxin) |
| TNTC | Too Numerous To Count |

# Lab Chronicle

Client: Alabama Power General Test Laboratory
Project/Site: CCR Plant Gorgas

Job ID: 400-193810-1
SDG: Gorgas Ash Pond 1303

## Client Sample ID: BA17566 MW-6V
**Date Collected: 09/15/20 15:35**
**Date Received: 09/30/20 12:40**

## Lab Sample ID: 400-193810-1
**Matrix: Water**

| Prep Type | Batch Type | Batch Method | Run | Dilution Factor | Batch Number | Prepared or Analyzed | Analyst | Lab |
|---|---|---|---|---|---|---|---|---|
| Total/NA | Prep | PrecSep-21 | | | 484723 | 10/06/20 07:47 | AVB | TAL SL |
| Total/NA | Analysis | 9315 | | 1 | 487612 | 10/31/20 10:40 | FLC | TAL SL |
| Total/NA | Prep | PrecSep_0 | | | 484724 | 10/06/20 08:15 | AVB | TAL SL |
| Total/NA | Analysis | 9320 | | 1 | 487300 | 10/29/20 12:31 | SCB | TAL SL |
| Total/NA | Analysis | Ra226_Ra228 | | 1 | 487755 | 11/02/20 21:33 | GRW | TAL SL |

## Client Sample ID: BA17567 MW-7
**Date Collected: 09/16/20 11:50**
**Date Received: 09/30/20 12:40**

## Lab Sample ID: 400-193810-2
**Matrix: Water**

| Prep Type | Batch Type | Batch Method | Run | Dilution Factor | Batch Number | Prepared or Analyzed | Analyst | Lab |
|---|---|---|---|---|---|---|---|---|
| Total/NA | Prep | PrecSep-21 | | | 484723 | 10/06/20 07:47 | AVB | TAL SL |
| Total/NA | Analysis | 9315 | | 1 | 487612 | 10/31/20 10:42 | FLC | TAL SL |
| Total/NA | Prep | PrecSep_0 | | | 484724 | 10/06/20 08:15 | AVB | TAL SL |
| Total/NA | Analysis | 9320 | | 1 | 487300 | 10/29/20 12:31 | SCB | TAL SL |
| Total/NA | Analysis | Ra226_Ra228 | | 1 | 487755 | 11/02/20 21:33 | GRW | TAL SL |

## Client Sample ID: BA17568 MW-7 DISS
**Date Collected: 09/16/20 11:50**
**Date Received: 09/30/20 12:40**

## Lab Sample ID: 400-193810-3
**Matrix: Water**

| Prep Type | Batch Type | Batch Method | Run | Dilution Factor | Batch Number | Prepared or Analyzed | Analyst | Lab |
|---|---|---|---|---|---|---|---|---|
| Dissolved | Prep | PrecSep-21 | | | 484723 | 10/06/20 07:47 | AVB | TAL SL |
| Dissolved | Analysis | 9315 | | 1 | 487612 | 10/31/20 10:40 | FLC | TAL SL |
| Dissolved | Prep | PrecSep_0 | | | 484724 | 10/06/20 08:15 | AVB | TAL SL |
| Dissolved | Analysis | 9320 | | 1 | 487300 | 10/29/20 12:31 | SCB | TAL SL |
| Dissolved | Analysis | Ra226_Ra228 (D) | | 1 | 487765 | 11/02/20 23:17 | SCB | TAL SL |

## Client Sample ID: BA17569 MW-6S
**Date Collected: 09/16/20 14:33**
**Date Received: 09/30/20 12:40**

## Lab Sample ID: 400-193810-4
**Matrix: Water**

| Prep Type | Batch Type | Batch Method | Run | Dilution Factor | Batch Number | Prepared or Analyzed | Analyst | Lab |
|---|---|---|---|---|---|---|---|---|
| Total/NA | Prep | PrecSep-21 | | | 484723 | 10/06/20 07:47 | AVB | TAL SL |
| Total/NA | Analysis | 9315 | | 1 | 487612 | 10/31/20 10:42 | FLC | TAL SL |
| Total/NA | Prep | PrecSep_0 | | | 484724 | 10/06/20 08:15 | AVB | TAL SL |
| Total/NA | Analysis | 9320 | | 1 | 487300 | 10/29/20 12:31 | SCB | TAL SL |
| Total/NA | Analysis | Ra226_Ra228 | | 1 | 487755 | 11/02/20 21:33 | GRW | TAL SL |

## Client Sample ID: BA17570 MW-6S DUP
**Date Collected: 09/16/20 14:33**
**Date Received: 09/30/20 12:40**

## Lab Sample ID: 400-193810-5
**Matrix: Water**

| Prep Type | Batch Type | Batch Method | Run | Dilution Factor | Batch Number | Prepared or Analyzed | Analyst | Lab |
|---|---|---|---|---|---|---|---|---|
| Total/NA | Prep | PrecSep-21 | | | 484723 | 10/06/20 07:47 | AVB | TAL SL |
| Total/NA | Analysis | 9315 | | 1 | 487612 | 10/31/20 10:42 | FLC | TAL SL |
| Total/NA | Prep | PrecSep_0 | | | 484724 | 10/06/20 08:15 | AVB | TAL SL |
| Total/NA | Analysis | 9320 | | 1 | 487300 | 10/29/20 12:31 | SCB | TAL SL |
| Total/NA | Analysis | Ra226_Ra228 | | 1 | 487755 | 11/02/20 21:33 | GRW | TAL SL |

## Client Sample ID: BA17571 MW-6D
**Date Collected: 09/17/20 09:35**
**Date Received: 09/30/20 12:40**

## Lab Sample ID: 400-193810-6
**Matrix: Water**

| Prep Type | Batch Type | Batch Method | Run | Dilution Factor | Batch Number | Prepared or Analyzed | Analyst | Lab |
|---|---|---|---|---|---|---|---|---|
| Total/NA | Prep | PrecSep-21 | | | 484723 | 10/06/20 07:47 | AVB | TAL SL |
| Total/NA | Analysis | 9315 | | 1 | 487612 | 10/31/20 10:43 | FLC | TAL SL |
| Total/NA | Prep | PrecSep_0 | | | 484724 | 10/06/20 08:15 | AVB | TAL SL |
| Total/NA | Analysis | 9320 | | 1 | 487300 | 10/29/20 12:31 | SCB | TAL SL |
| Total/NA | Analysis | Ra226_Ra228 | | 1 | 487755 | 11/02/20 21:33 | GRW | TAL SL |

## Client Sample ID: BA17572 MW-23H
**Date Collected: 09/17/20 11:25**
**Date Received: 09/30/20 12:40**

## Lab Sample ID: 400-193810-7
**Matrix: Water**

| Prep Type | Batch Type | Batch Method | Run | Dilution Factor | Batch Number | Prepared or Analyzed | Analyst | Lab |
|---|---|---|---|---|---|---|---|---|
| Total/NA | Prep | PrecSep-21 | | | 484743 | 10/06/20 11:14 | AVB | TAL SL |
| Total/NA | Analysis | 9315 | | 1 | 487030 | 10/28/20 12:54 | SCB | TAL SL |
| Total/NA | Prep | PrecSep_0 | | | 484744 | 10/06/20 11:57 | AVB | TAL SL |
| Total/NA | Analysis | 9320 | | 1 | 485907 | 10/15/20 12:57 | FLC | TAL SL |
| Total/NA | Analysis | Ra226_Ra228 | | 1 | 487751 | 11/02/20 19:07 | SCB | TAL SL |

## Client Sample ID: BA17573 MW-41HD
**Date Collected: 09/17/20 13:05**
**Date Received: 09/30/20 12:40**

## Lab Sample ID: 400-193810-8
**Matrix: Water**

| Prep Type | Batch Type | Batch Method | Run | Dilution Factor | Batch Number | Prepared or Analyzed | Analyst | Lab |
|---|---|---|---|---|---|---|---|---|
| Total/NA | Prep | PrecSep-21 | | | 484743 | 10/06/20 11:14 | AVB | TAL SL |
| Total/NA | Analysis | 9315 | | 1 | 487030 | 10/28/20 12:54 | SCB | TAL SL |
| Total/NA | Prep | PrecSep_0 | | | 484744 | 10/06/20 11:57 | AVB | TAL SL |
| Total/NA | Analysis | 9320 | | 1 | 485907 | 10/15/20 12:58 | FLC | TAL SL |
| Total/NA | Analysis | Ra226_Ra228 | | 1 | 487751 | 11/02/20 19:07 | SCB | TAL SL |

## Client Sample ID: BA17574 MW-24H

**Lab Sample ID: 400-193810-9**

**Date Collected: 09/17/20 14:20**

**Matrix: Water**

**Date Received: 09/30/20 12:40**

| Prep Type | Batch Type | Batch Method | Run | Dilution Factor | Batch Number | Prepared or Analyzed | Analyst | Lab |
|---|---|---|---|---|---|---|---|---|
| Total/NA | Prep | PrecSep-21 | | | 484743 | 10/06/20 11:14 | AVB | TAL SL |
| Total/NA | Analysis | 9315 | | 1 | 487030 | 10/28/20 14:40 | SCB | TAL SL |
| Total/NA | Prep | PrecSep_0 | | | 484744 | 10/06/20 11:57 | AVB | TAL SL |
| Total/NA | Analysis | 9320 | | 1 | 485907 | 10/15/20 12:59 | FLC | TAL SL |
| Total/NA | Analysis | Ra226_Ra228 | | 1 | 487751 | 11/02/20 19:07 | SCB | TAL SL |

## Client Sample ID: BA17575 FB-1

**Lab Sample ID: 400-193810-10**

**Date Collected: 09/17/20 14:45**

**Matrix: Water**

**Date Received: 09/30/20 12:40**

| Prep Type | Batch Type | Batch Method | Run | Dilution Factor | Batch Number | Prepared or Analyzed | Analyst | Lab |
|---|---|---|---|---|---|---|---|---|
| Total/NA | Prep | PrecSep-21 | | | 484743 | 10/06/20 11:14 | AVB | TAL SL |
| Total/NA | Analysis | 9315 | | 1 | 487030 | 10/28/20 14:40 | SCB | TAL SL |
| Total/NA | Prep | PrecSep_0 | | | 484744 | 10/06/20 11:57 | AVB | TAL SL |
| Total/NA | Analysis | 9320 | | 1 | 485907 | 10/15/20 12:59 | FLC | TAL SL |
| Total/NA | Analysis | Ra226_Ra228 | | 1 | 487751 | 11/02/20 19:07 | SCB | TAL SL |

## Client Sample ID: BA17576 MW-25HA

**Lab Sample ID: 400-193810-11**

**Date Collected: 09/17/20 09:08**

**Matrix: Water**

**Date Received: 09/30/20 12:40**

| Prep Type | Batch Type | Batch Method | Run | Dilution Factor | Batch Number | Prepared or Analyzed | Analyst | Lab |
|---|---|---|---|---|---|---|---|---|
| Total/NA | Prep | PrecSep-21 | | | 484743 | 10/06/20 11:14 | AVB | TAL SL |
| Total/NA | Analysis | 9315 | | 1 | 487030 | 10/28/20 14:40 | SCB | TAL SL |
| Total/NA | Prep | PrecSep_0 | | | 484744 | 10/06/20 11:57 | AVB | TAL SL |
| Total/NA | Analysis | 9320 | | 1 | 485907 | 10/15/20 12:59 | FLC | TAL SL |
| Total/NA | Analysis | Ra226_Ra228 | | 1 | 487751 | 11/02/20 19:07 | SCB | TAL SL |

## Client Sample ID: BA17577 PZ-16

**Lab Sample ID: 400-193810-12**

**Date Collected: 09/17/20 11:55**

**Matrix: Water**

**Date Received: 09/30/20 12:40**

| Prep Type | Batch Type | Batch Method | Run | Dilution Factor | Batch Number | Prepared or Analyzed | Analyst | Lab |
|---|---|---|---|---|---|---|---|---|
| Total/NA | Prep | PrecSep-21 | | | 484743 | 10/06/20 11:14 | AVB | TAL SL |
| Total/NA | Analysis | 9315 | | 1 | 487030 | 10/28/20 14:41 | SCB | TAL SL |
| Total/NA | Prep | PrecSep_0 | | | 484744 | 10/06/20 11:57 | AVB | TAL SL |
| Total/NA | Analysis | 9320 | | 1 | 485907 | 10/15/20 12:59 | FLC | TAL SL |
| Total/NA | Analysis | Ra226_Ra228 | | 1 | 487751 | 11/02/20 19:07 | SCB | TAL SL |

## Client Sample ID: BA17578 PZ-16 DUP

**Lab Sample ID: 400-193810-13**

**Date Collected: 09/17/20 11:55**

**Matrix: Water**

**Date Received: 09/30/20 12:40**

| Prep Type | Batch Type | Batch Method | Run | Dilution Factor | Batch Number | Prepared or Analyzed | Analyst | Lab |
|---|---|---|---|---|---|---|---|---|
| Total/NA | Prep | PrecSep-21 | | | 484743 | 10/06/20 11:14 | AVB | TAL SL |
| Total/NA | Analysis | 9315 | | 1 | 487030 | 10/28/20 14:41 | SCB | TAL SL |
| Total/NA | Prep | PrecSep_0 | | | 484744 | 10/06/20 11:57 | AVB | TAL SL |
| Total/NA | Analysis | 9320 | | 1 | 485729 | 10/15/20 12:50 | FLC | TAL SL |
| Total/NA | Analysis | Ra226_Ra228 | | 1 | 487751 | 11/02/20 19:07 | SCB | TAL SL |

## Client Sample ID: BA17579 PZ-22

**Lab Sample ID: 400-193810-14**

**Date Collected: 09/17/20 13:07**

**Matrix: Water**

**Date Received: 09/30/20 12:40**

| Prep Type | Batch Type | Batch Method | Run | Dilution Factor | Batch Number | Prepared or Analyzed | Analyst | Lab |
|---|---|---|---|---|---|---|---|---|
| Total/NA | Prep | PrecSep-21 | | | 484743 | 10/06/20 11:14 | AVB | TAL SL |
| Total/NA | Analysis | 9315 | | 1 | 487030 | 10/28/20 14:41 | SCB | TAL SL |
| Total/NA | Prep | PrecSep_0 | | | 484744 | 10/06/20 11:57 | AVB | TAL SL |
| Total/NA | Analysis | 9320 | | 1 | 485729 | 10/15/20 12:50 | FLC | TAL SL |
| Total/NA | Analysis | Ra226_Ra228 | | 1 | 487751 | 11/02/20 19:07 | SCB | TAL SL |

## Client Sample ID: BA17580 MW-36H

**Lab Sample ID: 400-193810-15**

**Date Collected: 09/17/20 15:01**

**Matrix: Water**

**Date Received: 09/30/20 12:40**

| Prep Type | Batch Type | Batch Method | Run | Dilution Factor | Batch Number | Prepared or Analyzed | Analyst | Lab |
|---|---|---|---|---|---|---|---|---|
| Total/NA | Prep | PrecSep-21 | | | 484743 | 10/06/20 11:14 | AVB | TAL SL |
| Total/NA | Analysis | 9315 | | 1 | 487030 | 10/28/20 14:42 | SCB | TAL SL |
| Total/NA | Prep | PrecSep_0 | | | 484744 | 10/06/20 11:57 | AVB | TAL SL |
| Total/NA | Analysis | 9320 | | 1 | 485729 | 10/15/20 12:51 | FLC | TAL SL |
| Total/NA | Analysis | Ra226_Ra228 | | 1 | 487751 | 11/02/20 19:07 | SCB | TAL SL |

## Client Sample ID: BA17799 MW-15V

**Lab Sample ID: 400-193810-16**

**Date Collected: 09/21/20 11:18**

**Matrix: Water**

**Date Received: 09/30/20 12:40**

| Prep Type | Batch Type | Batch Method | Run | Dilution Factor | Batch Number | Prepared or Analyzed | Analyst | Lab |
|---|---|---|---|---|---|---|---|---|
| Total/NA | Prep | PrecSep-21 | | | 484729 | 10/06/20 08:55 | AVB | TAL SL |
| Total/NA | Analysis | 9315 | | 1 | 487277 | 10/29/20 12:20 | SCB | TAL SL |
| Total/NA | Prep | PrecSep_0 | | | 484733 | 10/06/20 09:18 | AVB | TAL SL |
| Total/NA | Analysis | 9320 | | 1 | 487055 | 10/28/20 12:21 | SCB | TAL SL |
| Total/NA | Analysis | Ra226_Ra228 | | 1 | 487755 | 11/02/20 21:33 | GRW | TAL SL |

# Lab Chronicle

Client: Alabama Power General Test Laboratory
Project/Site: CCR Plant Gorgas

Job ID: 400-193810-1
SDG: Gorgas Ash Pond 1303

## Client Sample ID: BA17800 MW-17
**Date Collected: 09/21/20 12:48**
**Date Received: 09/30/20 12:40**

## Lab Sample ID: 400-193810-17
**Matrix: Water**

| Prep Type | Batch Type | Batch Method | Run | Dilution Factor | Batch Number | Prepared or Analyzed | Analyst | Lab |
|---|---|---|---|---|---|---|---|---|
| Total/NA | Prep | PrecSep-21 | | | 484729 | 10/06/20 08:55 | AVB | TAL SL |
| Total/NA | Analysis | 9315 | | 1 | 487277 | 10/29/20 12:20 | SCB | TAL SL |
| Total/NA | Prep | PrecSep_0 | | | 484733 | 10/06/20 09:18 | AVB | TAL SL |
| Total/NA | Analysis | 9320 | | 1 | 487055 | 10/28/20 12:21 | SCB | TAL SL |
| Total/NA | Analysis | Ra226_Ra228 | | 1 | 487755 | 11/02/20 21:35 | GRW | TAL SL |

## Client Sample ID: BA17801 FB-2
**Date Collected: 09/21/20 14:15**
**Date Received: 09/30/20 12:40**

## Lab Sample ID: 400-193810-18
**Matrix: Water**

| Prep Type | Batch Type | Batch Method | Run | Dilution Factor | Batch Number | Prepared or Analyzed | Analyst | Lab |
|---|---|---|---|---|---|---|---|---|
| Total/NA | Prep | PrecSep-21 | | | 484729 | 10/06/20 08:55 | AVB | TAL SL |
| Total/NA | Analysis | 9315 | | 1 | 487277 | 10/29/20 12:20 | SCB | TAL SL |
| Total/NA | Prep | PrecSep_0 | | | 484733 | 10/06/20 09:18 | AVB | TAL SL |
| Total/NA | Analysis | 9320 | | 1 | 487055 | 10/28/20 12:21 | SCB | TAL SL |
| Total/NA | Analysis | Ra226_Ra228 | | 1 | 487755 | 11/02/20 21:35 | GRW | TAL SL |

## Client Sample ID: BA17802 MW-32H
**Date Collected: 09/21/20 14:42**
**Date Received: 09/30/20 12:40**

## Lab Sample ID: 400-193810-19
**Matrix: Water**

| Prep Type | Batch Type | Batch Method | Run | Dilution Factor | Batch Number | Prepared or Analyzed | Analyst | Lab |
|---|---|---|---|---|---|---|---|---|
| Total/NA | Prep | PrecSep-21 | | | 484729 | 10/06/20 08:55 | AVB | TAL SL |
| Total/NA | Analysis | 9315 | | 1 | 487277 | 10/29/20 12:21 | SCB | TAL SL |
| Total/NA | Prep | PrecSep_0 | | | 484733 | 10/06/20 09:18 | AVB | TAL SL |
| Total/NA | Analysis | 9320 | | 1 | 487055 | 10/28/20 12:21 | SCB | TAL SL |
| Total/NA | Analysis | Ra226_Ra228 | | 1 | 487755 | 11/02/20 21:35 | GRW | TAL SL |

## Client Sample ID: BA17803 MW-30HA
**Date Collected: 09/21/20 16:28**
**Date Received: 09/30/20 12:40**

## Lab Sample ID: 400-193810-20
**Matrix: Water**

| Prep Type | Batch Type | Batch Method | Run | Dilution Factor | Batch Number | Prepared or Analyzed | Analyst | Lab |
|---|---|---|---|---|---|---|---|---|
| Total/NA | Prep | PrecSep-21 | | | 484729 | 10/06/20 08:55 | AVB | TAL SL |
| Total/NA | Analysis | 9315 | | 1 | 487277 | 10/29/20 12:21 | SCB | TAL SL |
| Total/NA | Prep | PrecSep_0 | | | 484733 | 10/06/20 09:18 | AVB | TAL SL |
| Total/NA | Analysis | 9320 | | 1 | 487055 | 10/28/20 12:21 | SCB | TAL SL |
| Total/NA | Analysis | Ra226_Ra228 | | 1 | 487755 | 11/02/20 21:35 | GRW | TAL SL |

## Client Sample ID: BA17804 MW-31H

**Lab Sample ID: 400-193810-21**

**Date Collected: 09/22/20 10:04**

**Matrix: Water**

**Date Received: 09/30/20 12:40**

| Prep Type | Batch Type | Batch Method | Run | Dilution Factor | Batch Number | Prepared or Analyzed | Analyst | Lab |
|---|---|---|---|---|---|---|---|---|
| Total/NA | Prep | PrecSep-21 | | | 484729 | 10/06/20 08:55 | AVB | TAL SL |
| Total/NA | Analysis | 9315 | | 1 | 487277 | 10/29/20 12:21 | SCB | TAL SL |
| Total/NA | Prep | PrecSep_0 | | | 484733 | 10/06/20 09:18 | AVB | TAL SL |
| Total/NA | Analysis | 9320 | | 1 | 487055 | 10/28/20 12:21 | SCB | TAL SL |
| Total/NA | Analysis | Ra226_Ra228 | | 1 | 487755 | 11/02/20 21:35 | GRW | TAL SL |

## Client Sample ID: BA17805 MW-43H

**Lab Sample ID: 400-193810-22**

**Date Collected: 09/22/20 11:30**

**Matrix: Water**

**Date Received: 09/30/20 12:40**

| Prep Type | Batch Type | Batch Method | Run | Dilution Factor | Batch Number | Prepared or Analyzed | Analyst | Lab |
|---|---|---|---|---|---|---|---|---|
| Total/NA | Prep | PrecSep-21 | | | 484729 | 10/06/20 08:55 | AVB | TAL SL |
| Total/NA | Analysis | 9315 | | 1 | 487277 | 10/29/20 12:21 | SCB | TAL SL |
| Total/NA | Prep | PrecSep_0 | | | 484733 | 10/06/20 09:18 | AVB | TAL SL |
| Total/NA | Analysis | 9320 | | 1 | 487055 | 10/28/20 12:22 | SCB | TAL SL |
| Total/NA | Analysis | Ra226_Ra228 | | 1 | 487755 | 11/02/20 21:35 | GRW | TAL SL |

## Client Sample ID: BA17806 MW-28H

**Lab Sample ID: 400-193810-23**

**Date Collected: 09/22/20 13:04**

**Matrix: Water**

**Date Received: 09/30/20 12:40**

| Prep Type | Batch Type | Batch Method | Run | Dilution Factor | Batch Number | Prepared or Analyzed | Analyst | Lab |
|---|---|---|---|---|---|---|---|---|
| Total/NA | Prep | PrecSep-21 | | | 484729 | 10/06/20 08:55 | AVB | TAL SL |
| Total/NA | Analysis | 9315 | | 1 | 487277 | 10/29/20 14:31 | SCB | TAL SL |
| Total/NA | Prep | PrecSep_0 | | | 484733 | 10/06/20 09:18 | AVB | TAL SL |
| Total/NA | Analysis | 9320 | | 1 | 487055 | 10/28/20 12:22 | SCB | TAL SL |
| Total/NA | Analysis | Ra226_Ra228 | | 1 | 487755 | 11/02/20 21:35 | GRW | TAL SL |

## Client Sample ID: BA17807 PZ-18

**Lab Sample ID: 400-193810-24**

**Date Collected: 09/22/20 15:28**

**Matrix: Water**

**Date Received: 09/30/20 12:40**

| Prep Type | Batch Type | Batch Method | Run | Dilution Factor | Batch Number | Prepared or Analyzed | Analyst | Lab |
|---|---|---|---|---|---|---|---|---|
| Total/NA | Prep | PrecSep-21 | | | 484729 | 10/06/20 08:55 | AVB | TAL SL |
| Total/NA | Analysis | 9315 | | 1 | 487277 | 10/29/20 14:31 | SCB | TAL SL |
| Total/NA | Prep | PrecSep_0 | | | 484733 | 10/06/20 09:18 | AVB | TAL SL |
| Total/NA | Analysis | 9320 | | 1 | 487055 | 10/28/20 12:22 | SCB | TAL SL |
| Total/NA | Analysis | Ra226_Ra228 | | 1 | 487755 | 11/02/20 21:35 | GRW | TAL SL |

## Client Sample ID: BA17808 PZ-18 DUP

**Lab Sample ID: 400-193810-25**

**Date Collected: 09/22/20 15:28**

**Matrix: Water**

**Date Received: 09/30/20 12:40**

| Prep Type | Batch Type | Batch Method | Run | Dilution Factor | Batch Number | Prepared or Analyzed | Analyst | Lab |
|---|---|---|---|---|---|---|---|---|
| Total/NA | Prep | PrecSep-21 | | | 484729 | 10/06/20 08:55 | AVB | TAL SL |
| Total/NA | Analysis | 9315 | | 1 | 487277 | 10/29/20 14:36 | SCB | TAL SL |
| Total/NA | Prep | PrecSep_0 | | | 484733 | 10/06/20 09:18 | AVB | TAL SL |
| Total/NA | Analysis | 9320 | | 1 | 487055 | 10/28/20 12:22 | SCB | TAL SL |
| Total/NA | Analysis | Ra226_Ra228 | | 1 | 487755 | 11/02/20 21:35 | GRW | TAL SL |

## Client Sample ID: BA17809 MW-18V

**Lab Sample ID: 400-193810-26**

**Date Collected: 09/22/20 16:28**

**Matrix: Water**

**Date Received: 09/30/20 12:40**

| Prep Type | Batch Type | Batch Method | Run | Dilution Factor | Batch Number | Prepared or Analyzed | Analyst | Lab |
|---|---|---|---|---|---|---|---|---|
| Total/NA | Prep | PrecSep-21 | | | 484729 | 10/06/20 08:55 | AVB | TAL SL |
| Total/NA | Analysis | 9315 | | 1 | 487277 | 10/29/20 14:36 | SCB | TAL SL |
| Total/NA | Prep | PrecSep_0 | | | 484733 | 10/06/20 09:18 | AVB | TAL SL |
| Total/NA | Analysis | 9320 | | 1 | 487055 | 10/28/20 12:22 | SCB | TAL SL |
| Total/NA | Analysis | Ra226_Ra228 | | 1 | 487755 | 11/02/20 21:35 | GRW | TAL SL |

## Client Sample ID: BA17810 FB-3

**Lab Sample ID: 400-193810-27**

**Date Collected: 09/22/20 17:20**

**Matrix: Water**

**Date Received: 09/30/20 12:40**

| Prep Type | Batch Type | Batch Method | Run | Dilution Factor | Batch Number | Prepared or Analyzed | Analyst | Lab |
|---|---|---|---|---|---|---|---|---|
| Total/NA | Prep | PrecSep-21 | | | 484729 | 10/06/20 08:55 | AVB | TAL SL |
| Total/NA | Analysis | 9315 | | 1 | 487277 | 10/29/20 14:36 | SCB | TAL SL |
| Total/NA | Prep | PrecSep_0 | | | 484733 | 10/06/20 09:18 | AVB | TAL SL |
| Total/NA | Analysis | 9320 | | 1 | 487055 | 10/28/20 12:22 | SCB | TAL SL |
| Total/NA | Analysis | Ra226_Ra228 | | 1 | 487755 | 11/02/20 21:35 | GRW | TAL SL |

## Client Sample ID: BA17811 MW-16S

**Lab Sample ID: 400-193810-28**

**Date Collected: 09/21/20 15:45**

**Matrix: Water**

**Date Received: 09/30/20 12:40**

| Prep Type | Batch Type | Batch Method | Run | Dilution Factor | Batch Number | Prepared or Analyzed | Analyst | Lab |
|---|---|---|---|---|---|---|---|---|
| Total/NA | Prep | PrecSep-21 | | | 484729 | 10/06/20 08:55 | AVB | TAL SL |
| Total/NA | Analysis | 9315 | | 1 | 487277 | 10/29/20 14:36 | SCB | TAL SL |
| Total/NA | Prep | PrecSep_0 | | | 484733 | 10/06/20 09:18 | AVB | TAL SL |
| Total/NA | Analysis | 9320 | | 1 | 487055 | 10/28/20 12:22 | SCB | TAL SL |
| Total/NA | Analysis | Ra226_Ra228 | | 1 | 487755 | 11/02/20 21:35 | GRW | TAL SL |

## Client Sample ID: BA17812 MW-16D
**Date Collected: 09/22/20 09:18**
**Date Received: 09/30/20 12:40**

## Lab Sample ID: 400-193810-29
**Matrix: Water**

| Prep Type | Batch Type | Batch Method | Run | Dilution Factor | Batch Number | Prepared or Analyzed | Analyst | Lab |
|---|---|---|---|---|---|---|---|---|
| Total/NA | Prep | PrecSep-21 | | | 484723 | 10/06/20 07:47 | AVB | TAL SL |
| Total/NA | Analysis | 9315 | | 1 | 487612 | 10/31/20 10:43 | FLC | TAL SL |
| Total/NA | Prep | PrecSep_0 | | | 484724 | 10/06/20 08:15 | AVB | TAL SL |
| Total/NA | Analysis | 9320 | | 1 | 487300 | 10/29/20 12:32 | SCB | TAL SL |
| Total/NA | Analysis | Ra226_Ra228 | | 1 | 487755 | 11/02/20 21:33 | GRW | TAL SL |

## Client Sample ID: BA17813 MW-42H
**Date Collected: 09/22/20 10:50**
**Date Received: 09/30/20 12:40**

## Lab Sample ID: 400-193810-30
**Matrix: Water**

| Prep Type | Batch Type | Batch Method | Run | Dilution Factor | Batch Number | Prepared or Analyzed | Analyst | Lab |
|---|---|---|---|---|---|---|---|---|
| Total/NA | Prep | PrecSep-21 | | | 484723 | 10/06/20 07:47 | AVB | TAL SL |
| Total/NA | Analysis | 9315 | | 1 | 487612 | 10/31/20 10:43 | FLC | TAL SL |
| Total/NA | Prep | PrecSep_0 | | | 484724 | 10/06/20 08:15 | AVB | TAL SL |
| Total/NA | Analysis | 9320 | | 1 | 487301 | 10/29/20 12:33 | SCB | TAL SL |
| Total/NA | Analysis | Ra226_Ra228 | | 1 | 487755 | 11/02/20 21:33 | GRW | TAL SL |

## Client Sample ID: BA17814 MW-42H DUP
**Date Collected: 09/22/20 10:50**
**Date Received: 09/30/20 12:40**

## Lab Sample ID: 400-193810-31
**Matrix: Water**

| Prep Type | Batch Type | Batch Method | Run | Dilution Factor | Batch Number | Prepared or Analyzed | Analyst | Lab |
|---|---|---|---|---|---|---|---|---|
| Total/NA | Prep | PrecSep-21 | | | 484723 | 10/06/20 07:47 | AVB | TAL SL |
| Total/NA | Analysis | 9315 | | 1 | 487612 | 10/31/20 10:43 | FLC | TAL SL |
| Total/NA | Prep | PrecSep_0 | | | 484724 | 10/06/20 08:15 | AVB | TAL SL |
| Total/NA | Analysis | 9320 | | 1 | 487301 | 10/29/20 12:33 | SCB | TAL SL |
| Total/NA | Analysis | Ra226_Ra228 | | 1 | 487755 | 11/02/20 21:33 | GRW | TAL SL |

## Client Sample ID: BA17815 MW-2
**Date Collected: 09/22/20 12:37**
**Date Received: 09/30/20 12:40**

## Lab Sample ID: 400-193810-32
**Matrix: Water**

| Prep Type | Batch Type | Batch Method | Run | Dilution Factor | Batch Number | Prepared or Analyzed | Analyst | Lab |
|---|---|---|---|---|---|---|---|---|
| Total/NA | Prep | PrecSep-21 | | | 484723 | 10/06/20 07:47 | AVB | TAL SL |
| Total/NA | Analysis | 9315 | | 1 | 487612 | 10/31/20 10:44 | FLC | TAL SL |
| Total/NA | Prep | PrecSep_0 | | | 484724 | 10/06/20 08:15 | AVB | TAL SL |
| Total/NA | Analysis | 9320 | | 1 | 487301 | 10/29/20 12:33 | SCB | TAL SL |
| Total/NA | Analysis | Ra226_Ra228 | | 1 | 487755 | 11/02/20 21:33 | GRW | TAL SL |

## Client Sample ID: BA17816 MW-19

**Lab Sample ID: 400-193810-33**

**Date Collected: 09/22/20 13:56**

**Matrix: Water**

**Date Received: 09/30/20 12:40**

| Prep Type | Batch Type | Batch Method | Run | Dilution Factor | Batch Number | Prepared or Analyzed | Analyst | Lab |
|---|---|---|---|---|---|---|---|---|
| Total/NA | Prep | PrecSep-21 | | | 484723 | 10/06/20 07:47 | AVB | TAL SL |
| Total/NA | Analysis | 9315 | | 1 | 487612 | 10/31/20 10:44 | FLC | TAL SL |
| Total/NA | Prep | PrecSep_0 | | | 484724 | 10/06/20 08:15 | AVB | TAL SL |
| Total/NA | Analysis | 9320 | | 1 | 487301 | 10/29/20 12:33 | SCB | TAL SL |
| Total/NA | Analysis | Ra226_Ra228 | | 1 | 487755 | 11/02/20 21:33 | GRW | TAL SL |

## Client Sample ID: BA17817 MW-8

**Lab Sample ID: 400-193810-34**

**Date Collected: 09/21/20 12:08**

**Matrix: Water**

**Date Received: 09/30/20 12:40**

| Prep Type | Batch Type | Batch Method | Run | Dilution Factor | Batch Number | Prepared or Analyzed | Analyst | Lab |
|---|---|---|---|---|---|---|---|---|
| Total/NA | Prep | PrecSep-21 | | | 484723 | 10/06/20 07:47 | AVB | TAL SL |
| Total/NA | Analysis | 9315 | | 1 | 487612 | 10/31/20 10:44 | FLC | TAL SL |
| Total/NA | Prep | PrecSep_0 | | | 484724 | 10/06/20 08:15 | AVB | TAL SL |
| Total/NA | Analysis | 9320 | | 1 | 487301 | 10/29/20 12:33 | SCB | TAL SL |
| Total/NA | Analysis | Ra226_Ra228 | | 1 | 487755 | 11/02/20 21:33 | GRW | TAL SL |

## Client Sample ID: BA17818 MW-26H

**Lab Sample ID: 400-193810-35**

**Date Collected: 09/21/20 15:55**

**Matrix: Water**

**Date Received: 09/30/20 12:40**

| Prep Type | Batch Type | Batch Method | Run | Dilution Factor | Batch Number | Prepared or Analyzed | Analyst | Lab |
|---|---|---|---|---|---|---|---|---|
| Total/NA | Prep | PrecSep-21 | | | 484723 | 10/06/20 07:47 | AVB | TAL SL |
| Total/NA | Analysis | 9315 | | 1 | 487612 | 10/31/20 10:44 | FLC | TAL SL |
| Total/NA | Prep | PrecSep_0 | | | 484724 | 10/06/20 08:15 | AVB | TAL SL |
| Total/NA | Analysis | 9320 | | 1 | 487301 | 10/29/20 12:33 | SCB | TAL SL |
| Total/NA | Analysis | Ra226_Ra228 | | 1 | 487755 | 11/02/20 21:33 | GRW | TAL SL |

## Client Sample ID: BA17819 MW-26H DIS

**Lab Sample ID: 400-193810-36**

**Date Collected: 09/21/20 15:55**

**Matrix: Water**

**Date Received: 09/30/20 12:40**

| Prep Type | Batch Type | Batch Method | Run | Dilution Factor | Batch Number | Prepared or Analyzed | Analyst | Lab |
|---|---|---|---|---|---|---|---|---|
| Dissolved | Prep | PrecSep-21 | | | 484723 | 10/06/20 07:47 | AVB | TAL SL |
| Dissolved | Analysis | 9315 | | 1 | 487612 | 10/31/20 10:44 | FLC | TAL SL |
| Dissolved | Prep | PrecSep_0 | | | 484724 | 10/06/20 08:15 | AVB | TAL SL |
| Dissolved | Analysis | 9320 | | 1 | 487301 | 10/29/20 12:34 | SCB | TAL SL |
| Dissolved | Analysis | Ra226_Ra228 (D) | | 1 | 487765 | 11/02/20 23:17 | SCB | TAL SL |

# Lab Chronicle

Client: Alabama Power General Test Laboratory
Project/Site: CCR Plant Gorgas

Job ID: 400-193810-1
SDG: Gorgas Ash Pond 1303

## Client Sample ID: BA17820 MW-40H
**Date Collected: 09/22/20 09:58**
**Date Received: 09/30/20 12:40**

## Lab Sample ID: 400-193810-37
**Matrix: Water**

| Prep Type | Batch Type | Batch Method | Run | Dilution Factor | Batch Number | Prepared or Analyzed | Analyst | Lab |
|---|---|---|---|---|---|---|---|---|
| Total/NA | Prep | PrecSep-21 | | | 484723 | 10/06/20 07:47 | AVB | TAL SL |
| Total/NA | Analysis | 9315 | | 1 | 487612 | 10/31/20 12:35 | FLC | TAL SL |
| Total/NA | Prep | PrecSep_0 | | | 484724 | 10/06/20 08:15 | AVB | TAL SL |
| Total/NA | Analysis | 9320 | | 1 | 487301 | 10/29/20 12:34 | SCB | TAL SL |
| Total/NA | Analysis | Ra226_Ra228 | | 1 | 487755 | 11/02/20 21:33 | GRW | TAL SL |

## Client Sample ID: BA17821 MW-9V
**Date Collected: 09/22/20 13:05**
**Date Received: 09/30/20 12:40**

## Lab Sample ID: 400-193810-38
**Matrix: Water**

| Prep Type | Batch Type | Batch Method | Run | Dilution Factor | Batch Number | Prepared or Analyzed | Analyst | Lab |
|---|---|---|---|---|---|---|---|---|
| Total/NA | Prep | PrecSep-21 | | | 485002 | 10/07/20 07:00 | AVB | TAL SL |
| Total/NA | Analysis | 9315 | | 1 | 487612 | 10/31/20 12:36 | FLC | TAL SL |
| Total/NA | Prep | PrecSep_0 | | | 485003 | 10/07/20 07:54 | AVB | TAL SL |
| Total/NA | Analysis | 9320 | | 1 | 487301 | 10/29/20 12:35 | SCB | TAL SL |
| Total/NA | Analysis | Ra226_Ra228 | | 1 | 487755 | 11/02/20 21:35 | GRW | TAL SL |

## Client Sample ID: BA17910 MW-38H
**Date Collected: 09/22/20 15:10**
**Date Received: 09/30/20 12:40**

## Lab Sample ID: 400-193810-39
**Matrix: Water**

| Prep Type | Batch Type | Batch Method | Run | Dilution Factor | Batch Number | Prepared or Analyzed | Analyst | Lab |
|---|---|---|---|---|---|---|---|---|
| Total/NA | Prep | PrecSep-21 | | | 485002 | 10/07/20 07:00 | AVB | TAL SL |
| Total/NA | Analysis | 9315 | | 1 | 487612 | 10/31/20 12:37 | FLC | TAL SL |
| Total/NA | Prep | PrecSep_0 | | | 485003 | 10/07/20 07:54 | AVB | TAL SL |
| Total/NA | Analysis | 9320 | | 1 | 487301 | 10/29/20 12:35 | SCB | TAL SL |
| Total/NA | Analysis | Ra226_Ra228 | | 1 | 487755 | 11/02/20 21:35 | GRW | TAL SL |

## Client Sample ID: BA17911 MW-29H
**Date Collected: 09/22/20 16:45**
**Date Received: 09/30/20 12:40**

## Lab Sample ID: 400-193810-40
**Matrix: Water**

| Prep Type | Batch Type | Batch Method | Run | Dilution Factor | Batch Number | Prepared or Analyzed | Analyst | Lab |
|---|---|---|---|---|---|---|---|---|
| Total/NA | Prep | PrecSep-21 | | | 485002 | 10/07/20 07:00 | AVB | TAL SL |
| Total/NA | Analysis | 9315 | | 1 | 487612 | 10/31/20 12:37 | FLC | TAL SL |
| Total/NA | Prep | PrecSep_0 | | | 485003 | 10/07/20 07:54 | AVB | TAL SL |
| Total/NA | Analysis | 9320 | | 1 | 487301 | 10/29/20 12:36 | SCB | TAL SL |
| Total/NA | Analysis | Ra226_Ra228 | | 1 | 487755 | 11/02/20 21:35 | GRW | TAL SL |

# Lab Chronicle

Client: Alabama Power General Test Laboratory
Project/Site: CCR Plant Gorgas

Job ID: 400-193810-1
SDG: Gorgas Ash Pond 1303

## Client Sample ID: BA17912 MW-12V
**Date Collected: 09/23/20 10:15**
**Date Received: 09/30/20 12:40**

## Lab Sample ID: 400-193810-41
**Matrix: Water**

| Prep Type | Batch Type | Batch Method | Run | Dilution Factor | Batch Number | Prepared or Analyzed | Analyst | Lab |
|---|---|---|---|---|---|---|---|---|
| Total/NA | Prep | PrecSep-21 | | | 485002 | 10/07/20 07:00 | AVB | TAL SL |
| Total/NA | Analysis | 9315 | | 1 | 487612 | 10/31/20 12:37 | FLC | TAL SL |
| Total/NA | Prep | PrecSep_0 | | | 485003 | 10/07/20 07:54 | AVB | TAL SL |
| Total/NA | Analysis | 9320 | | 1 | 487301 | 10/29/20 12:36 | SCB | TAL SL |
| Total/NA | Analysis | Ra226_Ra228 | | 1 | 487755 | 11/02/20 21:35 | GRW | TAL SL |

## Client Sample ID: BA17913 MW-12V DIS
**Date Collected: 09/23/20 10:15**
**Date Received: 09/30/20 12:40**

## Lab Sample ID: 400-193810-42
**Matrix: Water**

| Prep Type | Batch Type | Batch Method | Run | Dilution Factor | Batch Number | Prepared or Analyzed | Analyst | Lab |
|---|---|---|---|---|---|---|---|---|
| Dissolved | Prep | PrecSep-21 | | | 485002 | 10/07/20 07:00 | AVB | TAL SL |
| Dissolved | Analysis | 9315 | | 1 | 487612 | 10/31/20 12:37 | FLC | TAL SL |
| Dissolved | Prep | PrecSep_0 | | | 485003 | 10/07/20 07:54 | AVB | TAL SL |
| Dissolved | Analysis | 9320 | | 1 | 487301 | 10/29/20 12:36 | SCB | TAL SL |
| Dissolved | Analysis | Ra226_Ra228 (D) | | 1 | 487766 | 11/02/20 23:17 | SCB | TAL SL |

## Client Sample ID: BA17914 MW-12
**Date Collected: 09/23/20 13:10**
**Date Received: 09/30/20 12:40**

## Lab Sample ID: 400-193810-43
**Matrix: Water**

| Prep Type | Batch Type | Batch Method | Run | Dilution Factor | Batch Number | Prepared or Analyzed | Analyst | Lab |
|---|---|---|---|---|---|---|---|---|
| Total/NA | Prep | PrecSep-21 | | | 485002 | 10/07/20 07:00 | AVB | TAL SL |
| Total/NA | Analysis | 9315 | | 1 | 487612 | 10/31/20 12:37 | FLC | TAL SL |
| Total/NA | Prep | PrecSep_0 | | | 485003 | 10/07/20 07:54 | AVB | TAL SL |
| Total/NA | Analysis | 9320 | | 1 | 487301 | 10/29/20 12:36 | SCB | TAL SL |
| Total/NA | Analysis | Ra226_Ra228 | | 1 | 487755 | 11/02/20 21:35 | GRW | TAL SL |

## Client Sample ID: BA17915 MW-21
**Date Collected: 09/23/20 16:15**
**Date Received: 09/30/20 12:40**

## Lab Sample ID: 400-193810-44
**Matrix: Water**

| Prep Type | Batch Type | Batch Method | Run | Dilution Factor | Batch Number | Prepared or Analyzed | Analyst | Lab |
|---|---|---|---|---|---|---|---|---|
| Total/NA | Prep | PrecSep-21 | | | 485002 | 10/07/20 07:00 | AVB | TAL SL |
| Total/NA | Analysis | 9315 | | 1 | 487612 | 10/31/20 12:37 | FLC | TAL SL |
| Total/NA | Prep | PrecSep_0 | | | 485003 | 10/07/20 07:54 | AVB | TAL SL |
| Total/NA | Analysis | 9320 | | 1 | 487301 | 10/29/20 12:36 | SCB | TAL SL |
| Total/NA | Analysis | Ra226_Ra228 | | 1 | 487755 | 11/02/20 21:35 | GRW | TAL SL |

# Lab Chronicle

Client: Alabama Power General Test Laboratory
Project/Site: CCR Plant Gorgas

Job ID: 400-193810-1
SDG: Gorgas Ash Pond 1303

## Client Sample ID: BA17916 FB-4

**Lab Sample ID: 400-193810-45**
**Matrix: Water**
**Date Collected: 09/23/20 17:00**
**Date Received: 09/30/20 12:40**

| Prep Type | Batch Type | Batch Method | Run | Dilution Factor | Batch Number | Prepared or Analyzed | Analyst | Lab |
|---|---|---|---|---|---|---|---|---|
| Total/NA | Prep | PrecSep-21 | | | 485002 | 10/07/20 07:00 | AVB | TAL SL |
| Total/NA | Analysis | 9315 | | 1 | 487612 | 10/31/20 12:38 | FLC | TAL SL |
| Total/NA | Prep | PrecSep_0 | | | 485003 | 10/07/20 07:54 | AVB | TAL SL |
| Total/NA | Analysis | 9320 | | 1 | 487301 | 10/29/20 12:36 | SCB | TAL SL |
| Total/NA | Analysis | Ra226_Ra228 | | 1 | 487755 | 11/02/20 21:35 | GRW | TAL SL |

## Client Sample ID: BA17917 EB-1

**Lab Sample ID: 400-193810-46**
**Matrix: Water**
**Date Collected: 09/23/20 17:10**
**Date Received: 09/30/20 12:40**

| Prep Type | Batch Type | Batch Method | Run | Dilution Factor | Batch Number | Prepared or Analyzed | Analyst | Lab |
|---|---|---|---|---|---|---|---|---|
| Total/NA | Prep | PrecSep-21 | | | 485002 | 10/07/20 07:00 | AVB | TAL SL |
| Total/NA | Analysis | 9315 | | 1 | 487612 | 10/31/20 12:39 | FLC | TAL SL |
| Total/NA | Prep | PrecSep_0 | | | 485003 | 10/07/20 07:54 | AVB | TAL SL |
| Total/NA | Analysis | 9320 | | 1 | 487301 | 10/29/20 12:36 | SCB | TAL SL |
| Total/NA | Analysis | Ra226_Ra228 | | 1 | 487755 | 11/02/20 21:38 | GRW | TAL SL |

## Client Sample ID: BA17918 MW-18

**Lab Sample ID: 400-193810-47**
**Matrix: Water**
**Date Collected: 09/23/20 18:05**
**Date Received: 09/30/20 12:40**

| Prep Type | Batch Type | Batch Method | Run | Dilution Factor | Batch Number | Prepared or Analyzed | Analyst | Lab |
|---|---|---|---|---|---|---|---|---|
| Total/NA | Prep | PrecSep-21 | | | 485002 | 10/07/20 07:00 | AVB | TAL SL |
| Total/NA | Analysis | 9315 | | 1 | 487612 | 10/31/20 12:39 | FLC | TAL SL |
| Total/NA | Prep | PrecSep_0 | | | 485003 | 10/07/20 07:54 | AVB | TAL SL |
| Total/NA | Analysis | 9320 | | 1 | 487301 | 10/29/20 12:36 | SCB | TAL SL |
| Total/NA | Analysis | Ra226_Ra228 | | 1 | 487755 | 11/02/20 21:38 | GRW | TAL SL |

## Client Sample ID: BA17919 MW-15

**Lab Sample ID: 400-193810-48**
**Matrix: Water**
**Date Collected: 09/23/20 11:37**
**Date Received: 09/30/20 12:40**

| Prep Type | Batch Type | Batch Method | Run | Dilution Factor | Batch Number | Prepared or Analyzed | Analyst | Lab |
|---|---|---|---|---|---|---|---|---|
| Total/NA | Prep | PrecSep-21 | | | 485002 | 10/07/20 07:00 | AVB | TAL SL |
| Total/NA | Analysis | 9315 | | 1 | 487612 | 10/31/20 14:35 | FLC | TAL SL |
| Total/NA | Prep | PrecSep_0 | | | 485003 | 10/07/20 07:54 | AVB | TAL SL |
| Total/NA | Analysis | 9320 | | 1 | 487302 | 10/29/20 12:41 | SCB | TAL SL |
| Total/NA | Analysis | Ra226_Ra228 | | 1 | 487755 | 11/02/20 21:38 | GRW | TAL SL |

# Lab Chronicle

Client: Alabama Power General Test Laboratory
Project/Site: CCR Plant Gorgas

Job ID: 400-193810-1
SDG: Gorgas Ash Pond 1303

## Client Sample ID: BA17920 MW-17V

**Date Collected: 09/23/20 13:49**
**Date Received: 09/30/20 12:40**

## Lab Sample ID: 400-193810-49

**Matrix: Water**

| Prep Type | Batch Type | Batch Method | Run | Dilution Factor | Batch Number | Prepared or Analyzed | Analyst | Lab |
|---|---|---|---|---|---|---|---|---|
| Total/NA | Prep | PrecSep-21 | | | 485002 | 10/07/20 07:00 | AVB | TAL SL |
| Total/NA | Analysis | 9315 | | 1 | 487612 | 10/31/20 14:36 | FLC | TAL SL |
| Total/NA | Prep | PrecSep_0 | | | 485003 | 10/07/20 07:54 | AVB | TAL SL |
| Total/NA | Analysis | 9320 | | 1 | 487302 | 10/29/20 12:41 | SCB | TAL SL |
| Total/NA | Analysis | Ra226_Ra228 | | 1 | 487755 | 11/02/20 21:38 | GRW | TAL SL |

## Client Sample ID: BA17921 MW-21V

**Date Collected: 09/23/20 16:37**
**Date Received: 09/30/20 12:40**

## Lab Sample ID: 400-193810-50

**Matrix: Water**

| Prep Type | Batch Type | Batch Method | Run | Dilution Factor | Batch Number | Prepared or Analyzed | Analyst | Lab |
|---|---|---|---|---|---|---|---|---|
| Total/NA | Prep | PrecSep-21 | | | 485002 | 10/07/20 07:00 | AVB | TAL SL |
| Total/NA | Analysis | 9315 | | 1 | 487612 | 10/31/20 14:36 | FLC | TAL SL |
| Total/NA | Prep | PrecSep_0 | | | 485003 | 10/07/20 07:54 | AVB | TAL SL |
| Total/NA | Analysis | 9320 | | 1 | 487302 | 10/29/20 12:42 | SCB | TAL SL |
| Total/NA | Analysis | Ra226_Ra228 | | 1 | 487755 | 11/02/20 21:38 | GRW | TAL SL |

**Laboratory References:**

TAL SL = Eurofins TestAmerica, St. Louis, 13715 Rider Trail North, Earth City, MO 63045, TEL (314)298-8566

## Rad

### Prep Batch: 484723

| Lab Sample ID | Client Sample ID | Prep Type | Matrix | Method | Prep Batch |
|---|---|---|---|---|---|
| 400-193810-1 | BA17566 MW-6V | Total/NA | Water | PrecSep-21 | |
| 400-193810-2 | BA17567 MW-7 | Total/NA | Water | PrecSep-21 | |
| 400-193810-3 | BA17568 MW-7 DISS | Dissolved | Water | PrecSep-21 | |
| 400-193810-4 | BA17569 MW-6S | Total/NA | Water | PrecSep-21 | |
| 400-193810-5 | BA17570 MW-6S DUP | Total/NA | Water | PrecSep-21 | |
| 400-193810-6 | BA17571 MW-6D | Total/NA | Water | PrecSep-21 | |
| 400-193810-29 | BA17812 MW-16D | Total/NA | Water | PrecSep-21 | |
| 400-193810-30 | BA17813 MW-42H | Total/NA | Water | PrecSep-21 | |
| 400-193810-31 | BA17814 MW-42H DUP | Total/NA | Water | PrecSep-21 | |
| 400-193810-32 | BA17815 MW-2 | Total/NA | Water | PrecSep-21 | |
| 400-193810-33 | BA17816 MW-19 | Total/NA | Water | PrecSep-21 | |
| 400-193810-34 | BA17817 MW-8 | Total/NA | Water | PrecSep-21 | |
| 400-193810-35 | BA17818 MW-26H | Total/NA | Water | PrecSep-21 | |
| 400-193810-36 | BA17819 MW-26H DIS | Dissolved | Water | PrecSep-21 | |
| 400-193810-37 | BA17820 MW-40H | Total/NA | Water | PrecSep-21 | |
| MB 160-484723/24-A | Method Blank | Total/NA | Water | PrecSep-21 | |
| LCS 160-484723/1-A | Lab Control Sample | Total/NA | Water | PrecSep-21 | |
| 400-193810-6 MS | BA17571 MW-6D | Total/NA | Water | PrecSep-21 | |
| 400-193810-6 MSD | BA17571 MW-6D | Total/NA | Water | PrecSep-21 | |

### Prep Batch: 484724

| Lab Sample ID | Client Sample ID | Prep Type | Matrix | Method | Prep Batch |
|---|---|---|---|---|---|
| 400-193810-1 | BA17566 MW-6V | Total/NA | Water | PrecSep_0 | |
| 400-193810-2 | BA17567 MW-7 | Total/NA | Water | PrecSep_0 | |
| 400-193810-3 | BA17568 MW-7 DISS | Dissolved | Water | PrecSep_0 | |
| 400-193810-4 | BA17569 MW-6S | Total/NA | Water | PrecSep_0 | |
| 400-193810-5 | BA17570 MW-6S DUP | Total/NA | Water | PrecSep_0 | |
| 400-193810-6 | BA17571 MW-6D | Total/NA | Water | PrecSep_0 | |
| 400-193810-29 | BA17812 MW-16D | Total/NA | Water | PrecSep_0 | |
| 400-193810-30 | BA17813 MW-42H | Total/NA | Water | PrecSep_0 | |
| 400-193810-31 | BA17814 MW-42H DUP | Total/NA | Water | PrecSep_0 | |
| 400-193810-32 | BA17815 MW-2 | Total/NA | Water | PrecSep_0 | |
| 400-193810-33 | BA17816 MW-19 | Total/NA | Water | PrecSep_0 | |
| 400-193810-34 | BA17817 MW-8 | Total/NA | Water | PrecSep_0 | |
| 400-193810-35 | BA17818 MW-26H | Total/NA | Water | PrecSep_0 | |
| 400-193810-36 | BA17819 MW-26H DIS | Dissolved | Water | PrecSep_0 | |
| 400-193810-37 | BA17820 MW-40H | Total/NA | Water | PrecSep_0 | |
| MB 160-484724/24-A | Method Blank | Total/NA | Water | PrecSep_0 | |
| LCS 160-484724/1-A | Lab Control Sample | Total/NA | Water | PrecSep_0 | |
| 400-193810-6 MS | BA17571 MW-6D | Total/NA | Water | PrecSep_0 | |
| 400-193810-6 MSD | BA17571 MW-6D | Total/NA | Water | PrecSep_0 | |

### Prep Batch: 484729

| Lab Sample ID | Client Sample ID | Prep Type | Matrix | Method | Prep Batch |
|---|---|---|---|---|---|
| 400-193810-16 | BA17799 MW-15V | Total/NA | Water | PrecSep-21 | |
| 400-193810-17 | BA17800 MW-17 | Total/NA | Water | PrecSep-21 | |
| 400-193810-18 | BA17801 FB-2 | Total/NA | Water | PrecSep-21 | |
| 400-193810-19 | BA17802 MW-32H | Total/NA | Water | PrecSep-21 | |
| 400-193810-20 | BA17803 MW-30HA | Total/NA | Water | PrecSep-21 | |
| 400-193810-21 | BA17804 MW-31H | Total/NA | Water | PrecSep-21 | |
| 400-193810-22 | BA17805 MW-43H | Total/NA | Water | PrecSep-21 | |

## Rad (Continued)

### Prep Batch: 484729 (Continued)

| Lab Sample ID | Client Sample ID | Prep Type | Matrix | Method | Prep Batch |
|---|---|---|---|---|---|
| 400-193810-23 | BA17806 MW-28H | Total/NA | Water | PrecSep-21 | |
| 400-193810-24 | BA17807 PZ-18 | Total/NA | Water | PrecSep-21 | |
| 400-193810-25 | BA17808 PZ-18 DUP | Total/NA | Water | PrecSep-21 | |
| 400-193810-26 | BA17809 MW-18V | Total/NA | Water | PrecSep-21 | |
| 400-193810-27 | BA17810 FB-3 | Total/NA | Water | PrecSep-21 | |
| 400-193810-28 | BA17811 MW-16S | Total/NA | Water | PrecSep-21 | |
| MB 160-484729/23-A | Method Blank | Total/NA | Water | PrecSep-21 | |
| LCS 160-484729/1-A | Lab Control Sample | Total/NA | Water | PrecSep-21 | |
| LCSD 160-484729/2-A | Lab Control Sample Dup | Total/NA | Water | PrecSep-21 | |

### Prep Batch: 484733

| Lab Sample ID | Client Sample ID | Prep Type | Matrix | Method | Prep Batch |
|---|---|---|---|---|---|
| 400-193810-16 | BA17799 MW-15V | Total/NA | Water | PrecSep_0 | |
| 400-193810-17 | BA17800 MW-17 | Total/NA | Water | PrecSep_0 | |
| 400-193810-18 | BA17801 FB-2 | Total/NA | Water | PrecSep_0 | |
| 400-193810-19 | BA17802 MW-32H | Total/NA | Water | PrecSep_0 | |
| 400-193810-20 | BA17803 MW-30HA | Total/NA | Water | PrecSep_0 | |
| 400-193810-21 | BA17804 MW-31H | Total/NA | Water | PrecSep_0 | |
| 400-193810-22 | BA17805 MW-43H | Total/NA | Water | PrecSep_0 | |
| 400-193810-23 | BA17806 MW-28H | Total/NA | Water | PrecSep_0 | |
| 400-193810-24 | BA17807 PZ-18 | Total/NA | Water | PrecSep_0 | |
| 400-193810-25 | BA17808 PZ-18 DUP | Total/NA | Water | PrecSep_0 | |
| 400-193810-26 | BA17809 MW-18V | Total/NA | Water | PrecSep_0 | |
| 400-193810-27 | BA17810 FB-3 | Total/NA | Water | PrecSep_0 | |
| 400-193810-28 | BA17811 MW-16S | Total/NA | Water | PrecSep_0 | |
| MB 160-484733/23-A | Method Blank | Total/NA | Water | PrecSep_0 | |
| LCS 160-484733/1-A | Lab Control Sample | Total/NA | Water | PrecSep_0 | |
| LCSD 160-484733/2-A | Lab Control Sample Dup | Total/NA | Water | PrecSep_0 | |

### Prep Batch: 484743

| Lab Sample ID | Client Sample ID | Prep Type | Matrix | Method | Prep Batch |
|---|---|---|---|---|---|
| 400-193810-7 | BA17572 MW-23H | Total/NA | Water | PrecSep-21 | |
| 400-193810-8 | BA17573 MW-41HD | Total/NA | Water | PrecSep-21 | |
| 400-193810-9 | BA17574 MW-24H | Total/NA | Water | PrecSep-21 | |
| 400-193810-10 | BA17575 FB-1 | Total/NA | Water | PrecSep-21 | |
| 400-193810-11 | BA17576 MW-25HA | Total/NA | Water | PrecSep-21 | |
| 400-193810-12 | BA17577 PZ-16 | Total/NA | Water | PrecSep-21 | |
| 400-193810-13 | BA17578 PZ-16 DUP | Total/NA | Water | PrecSep-21 | |
| 400-193810-14 | BA17579 PZ-22 | Total/NA | Water | PrecSep-21 | |
| 400-193810-15 | BA17580 MW-36H | Total/NA | Water | PrecSep-21 | |
| MB 160-484743/24-A | Method Blank | Total/NA | Water | PrecSep-21 | |
| LCS 160-484743/1-A | Lab Control Sample | Total/NA | Water | PrecSep-21 | |
| 400-193810-14 MS | BA17579 PZ-22 | Total/NA | Water | PrecSep-21 | |
| 400-193810-14 MSD | BA17579 PZ-22 | Total/NA | Water | PrecSep-21 | |

### Prep Batch: 484744

| Lab Sample ID | Client Sample ID | Prep Type | Matrix | Method | Prep Batch |
|---|---|---|---|---|---|
| 400-193810-7 | BA17572 MW-23H | Total/NA | Water | PrecSep_0 | |
| 400-193810-8 | BA17573 MW-41HD | Total/NA | Water | PrecSep_0 | |
| 400-193810-9 | BA17574 MW-24H | Total/NA | Water | PrecSep_0 | |
| 400-193810-10 | BA17575 FB-1 | Total/NA | Water | PrecSep_0 | |

## Rad (Continued)

### Prep Batch: 484744 (Continued)

| Lab Sample ID | Client Sample ID | Prep Type | Matrix | Method | Prep Batch |
|---|---|---|---|---|---|
| 400-193810-11 | BA17576 MW-25HA | Total/NA | Water | PrecSep_0 | |
| 400-193810-12 | BA17577 PZ-16 | Total/NA | Water | PrecSep_0 | |
| 400-193810-13 | BA17578 PZ-16 DUP | Total/NA | Water | PrecSep_0 | |
| 400-193810-14 | BA17579 PZ-22 | Total/NA | Water | PrecSep_0 | |
| 400-193810-15 | BA17580 MW-36H | Total/NA | Water | PrecSep_0 | |
| MB 160-484744/24-A | Method Blank | Total/NA | Water | PrecSep_0 | |
| LCS 160-484744/1-A | Lab Control Sample | Total/NA | Water | PrecSep_0 | |
| 400-193810-14 MS | BA17579 PZ-22 | Total/NA | Water | PrecSep_0 | |
| 400-193810-14 MSD | BA17579 PZ-22 | Total/NA | Water | PrecSep_0 | |

### Prep Batch: 485002

| Lab Sample ID | Client Sample ID | Prep Type | Matrix | Method | Prep Batch |
|---|---|---|---|---|---|
| 400-193810-38 | BA17821 MW-9V | Total/NA | Water | PrecSep-21 | |
| 400-193810-39 | BA17910 MW-38H | Total/NA | Water | PrecSep-21 | |
| 400-193810-40 | BA17911 MW-29H | Total/NA | Water | PrecSep-21 | |
| 400-193810-41 | BA17912 MW-12V | Total/NA | Water | PrecSep-21 | |
| 400-193810-42 | BA17913 MW-12V DIS | Dissolved | Water | PrecSep-21 | |
| 400-193810-43 | BA17914 MW-12 | Total/NA | Water | PrecSep-21 | |
| 400-193810-44 | BA17915 MW-21 | Total/NA | Water | PrecSep-21 | |
| 400-193810-45 | BA17916 FB-4 | Total/NA | Water | PrecSep-21 | |
| 400-193810-46 | BA17917 EB-1 | Total/NA | Water | PrecSep-21 | |
| 400-193810-47 | BA17918 MW-18 | Total/NA | Water | PrecSep-21 | |
| 400-193810-48 | BA17919 MW-15 | Total/NA | Water | PrecSep-21 | |
| 400-193810-49 | BA17920 MW-17V | Total/NA | Water | PrecSep-21 | |
| 400-193810-50 | BA17921 MW-21V | Total/NA | Water | PrecSep-21 | |
| MB 160-485002/23-A | Method Blank | Total/NA | Water | PrecSep-21 | |
| LCS 160-485002/1-A | Lab Control Sample | Total/NA | Water | PrecSep-21 | |
| 400-193810-47 MS | BA17918 MW-18 | Total/NA | Water | PrecSep-21 | |
| 400-193810-47 MSD | BA17918 MW-18 | Total/NA | Water | PrecSep-21 | |

### Prep Batch: 485003

| Lab Sample ID | Client Sample ID | Prep Type | Matrix | Method | Prep Batch |
|---|---|---|---|---|---|
| 400-193810-38 | BA17821 MW-9V | Total/NA | Water | PrecSep_0 | |
| 400-193810-39 | BA17910 MW-38H | Total/NA | Water | PrecSep_0 | |
| 400-193810-40 | BA17911 MW-29H | Total/NA | Water | PrecSep_0 | |
| 400-193810-41 | BA17912 MW-12V | Total/NA | Water | PrecSep_0 | |
| 400-193810-42 | BA17913 MW-12V DIS | Dissolved | Water | PrecSep_0 | |
| 400-193810-43 | BA17914 MW-12 | Total/NA | Water | PrecSep_0 | |
| 400-193810-44 | BA17915 MW-21 | Total/NA | Water | PrecSep_0 | |
| 400-193810-45 | BA17916 FB-4 | Total/NA | Water | PrecSep_0 | |
| 400-193810-46 | BA17917 EB-1 | Total/NA | Water | PrecSep_0 | |
| 400-193810-47 | BA17918 MW-18 | Total/NA | Water | PrecSep_0 | |
| 400-193810-48 | BA17919 MW-15 | Total/NA | Water | PrecSep_0 | |
| 400-193810-49 | BA17920 MW-17V | Total/NA | Water | PrecSep_0 | |
| 400-193810-50 | BA17921 MW-21V | Total/NA | Water | PrecSep_0 | |
| MB 160-485003/23-A | Method Blank | Total/NA | Water | PrecSep_0 | |
| LCS 160-485003/1-A | Lab Control Sample | Total/NA | Water | PrecSep_0 | |
| 400-193810-47 MS | BA17918 MW-18 | Total/NA | Water | PrecSep_0 | |
| 400-193810-47 MSD | BA17918 MW-18 | Total/NA | Water | PrecSep_0 | |

## Method: 9315 - Radium-226 (GFPC)

**Lab Sample ID: MB 160-484723/24-A**
**Matrix: Water**
**Analysis Batch: 487612**

**Client Sample ID: Method Blank**
**Prep Type: Total/NA**
**Prep Batch: 484723**

| Analyte | MB Result | MB Qualifier | Count Uncert. (2σ+/-) | Total Uncert. (2σ+/-) | RL | MDC | Unit | Prepared | Analyzed | Dil Fac |
|---|---|---|---|---|---|---|---|---|---|---|
| Radium-226 | 0.06655 | U | 0.130 | 0.130 | 1.00 | 0.237 | pCi/L | 10/06/20 07:47 | 10/31/20 12:35 | 1 |

| *Carrier* | *MB %Yield* | *MB Qualifier* | *Limits* | *Prepared* | *Analyzed* | *Dil Fac* |
|---|---|---|---|---|---|---|
| *Ba Carrier* | *80.2* | | *40 - 110* | *10/06/20 07:47* | *10/31/20 12:35* | *1* |

**Lab Sample ID: LCS 160-484723/1-A**
**Matrix: Water**
**Analysis Batch: 487344**

**Client Sample ID: Lab Control Sample**
**Prep Type: Total/NA**
**Prep Batch: 484723**

| Analyte | | | Spike Added | LCS Result | LCS Qual | Total Uncert. (2σ+/-) | RL | MDC | Unit | %Rec | %Rec. Limits | | |
|---|---|---|---|---|---|---|---|---|---|---|---|---|---|
| Radium-226 | | | 15.1 | 13.08 | | 1.68 | 1.00 | 0.372 | pCi/L | 86 | 75 - 125 | | |

| *Carrier* | *LCS %Yield* | *LCS Qualifier* | *Limits* |
|---|---|---|---|
| *Ba Carrier* | *74.6* | | *40 - 110* |

**Lab Sample ID: 400-193810-6 MS**
**Matrix: Water**
**Analysis Batch: 487612**

**Client Sample ID: BA17571 MW-6D**
**Prep Type: Total/NA**
**Prep Batch: 484723**

| Analyte | Sample Result | Sample Qual | Spike Added | MS Result | MS Qual | Total Uncert. (2σ+/-) | RL | MDC | Unit | %Rec | %Rec. Limits | | |
|---|---|---|---|---|---|---|---|---|---|---|---|---|---|
| Radium-226 | 0.309 | | 15.1 | 13.57 | | 1.58 | 1.00 | 0.222 | pCi/L | 88 | 75 - 138 | | |

| *Carrier* | *MS %Yield* | *MS Qualifier* | *Limits* |
|---|---|---|---|
| *Ba Carrier* | *82.0* | | *40 - 110* |

**Lab Sample ID: 400-193810-6 MSD**
**Matrix: Water**
**Analysis Batch: 487612**

**Client Sample ID: BA17571 MW-6D**
**Prep Type: Total/NA**
**Prep Batch: 484723**

| Analyte | Sample Result | Sample Qual | Spike Added | MSD Result | MSD Qual | Total Uncert. (2σ+/-) | RL | MDC | Unit | %Rec | %Rec. Limits | RER | RER Limit |
|---|---|---|---|---|---|---|---|---|---|---|---|---|---|
| Radium-226 | 0.309 | | 15.1 | 12.67 | | 1.51 | 1.00 | 0.234 | pCi/L | 82 | 75 - 138 | 0.29 | 1 |

| *Carrier* | *MSD %Yield* | *MSD Qualifier* | *Limits* |
|---|---|---|---|
| *Ba Carrier* | *79.6* | | *40 - 110* |

**Lab Sample ID: MB 160-484729/23-A**
**Matrix: Water**
**Analysis Batch: 487277**

**Client Sample ID: Method Blank**
**Prep Type: Total/NA**
**Prep Batch: 484729**

| Analyte | MB Result | MB Qualifier | Count Uncert. (2σ+/-) | Total Uncert. (2σ+/-) | RL | MDC | Unit | Prepared | Analyzed | Dil Fac |
|---|---|---|---|---|---|---|---|---|---|---|
| Radium-226 | 0.1532 | U | 0.175 | 0.175 | 1.00 | 0.282 | pCi/L | 10/06/20 08:55 | 10/29/20 18:58 | 1 |

## Method: 9315 - Radium-226 (GFPC) (Continued)

**Lab Sample ID: MB 160-484729/23-A**
**Matrix: Water**
**Analysis Batch: 487277**

**Client Sample ID: Method Blank**
**Prep Type: Total/NA**
**Prep Batch: 484729**

| Carrier | MB %Yield | MB Qualifier | Limits | Prepared | Analyzed | Dil Fac |
|---|---|---|---|---|---|---|
| Ba Carrier | 84.6 | | 40 - 110 | 10/06/20 08:55 | 10/29/20 18:58 | 1 |

**Lab Sample ID: LCS 160-484729/1-A**
**Matrix: Water**
**Analysis Batch: 487277**

**Client Sample ID: Lab Control Sample**
**Prep Type: Total/NA**
**Prep Batch: 484729**

| Analyte | | | Spike Added | LCS Result | LCS Qual | Total Uncert. (2σ+/-) | RL | MDC | Unit | %Rec | %Rec. Limits | | |
|---|---|---|---|---|---|---|---|---|---|---|---|---|---|
| Radium-226 | | | 15.1 | 12.36 | | 1.51 | 1.00 | 0.255 | pCi/L | 82 | 75 - 125 | | |

| Carrier | LCS %Yield | LCS Qualifier | Limits |
|---|---|---|---|
| Ba Carrier | 94.1 | | 40 - 110 |

**Lab Sample ID: LCSD 160-484729/2-A**
**Matrix: Water**
**Analysis Batch: 487277**

**Client Sample ID: Lab Control Sample Dup**
**Prep Type: Total/NA**
**Prep Batch: 484729**

| Analyte | | | Spike Added | LCSD Result | LCSD Qual | Total Uncert. (2σ+/-) | RL | MDC | Unit | %Rec | %Rec. Limits | RER | RER Limit |
|---|---|---|---|---|---|---|---|---|---|---|---|---|---|
| Radium-226 | | | 15.1 | 13.62 | | 1.73 | 1.00 | 0.340 | pCi/L | 90 | 75 - 125 | 0.39 | 1 |

| Carrier | LCSD %Yield | LCSD Qualifier | Limits |
|---|---|---|---|
| Ba Carrier | 72.2 | | 40 - 110 |

**Lab Sample ID: MB 160-484743/24-A**
**Matrix: Water**
**Analysis Batch: 487030**

**Client Sample ID: Method Blank**
**Prep Type: Total/NA**
**Prep Batch: 484743**

| Analyte | MB Result | MB Qualifier | Count Uncert. (2σ+/-) | Total Uncert. (2σ+/-) | RL | MDC | Unit | Prepared | Analyzed | Dil Fac |
|---|---|---|---|---|---|---|---|---|---|---|
| Radium-226 | 0.1797 | | 0.0967 | 0.0981 | 1.00 | 0.112 | pCi/L | 10/06/20 11:14 | 10/28/20 14:42 | 1 |

| Carrier | MB %Yield | MB Qualifier | Limits | Prepared | Analyzed | Dil Fac |
|---|---|---|---|---|---|---|
| Ba Carrier | 82.2 | | 40 - 110 | 10/06/20 11:14 | 10/28/20 14:42 | 1 |

**Lab Sample ID: LCS 160-484743/1-A**
**Matrix: Water**
**Analysis Batch: 487030**

**Client Sample ID: Lab Control Sample**
**Prep Type: Total/NA**
**Prep Batch: 484743**

| Analyte | | | Spike Added | LCS Result | LCS Qual | Total Uncert. (2σ+/-) | RL | MDC | Unit | %Rec | %Rec. Limits | | |
|---|---|---|---|---|---|---|---|---|---|---|---|---|---|
| Radium-226 | | | 15.1 | 14.45 | | 1.49 | 1.00 | 0.118 | pCi/L | 96 | 75 - 125 | | |

| Carrier | LCS %Yield | LCS Qualifier | Limits |
|---|---|---|---|
| Ba Carrier | 85.2 | | 40 - 110 |

## Method: 9315 - Radium-226 (GFPC) (Continued)

**Lab Sample ID: 400-193810-14 MS**
**Matrix: Water**
**Analysis Batch: 487030**

**Client Sample ID: BA17579 PZ-22**
**Prep Type: Total/NA**
**Prep Batch: 484743**

| Analyte | Sample Result | Sample Qual | Spike Added | MS Result | MS Qual | Total Uncert. (2σ+/-) | RL | MDC | Unit | %Rec | %Rec. Limits |
|---|---|---|---|---|---|---|---|---|---|---|---|
| Radium-226 | 0.345 | | 15.1 | 12.98 | | 1.37 | 1.00 | 0.124 | pCi/L | 84 | 75 - 138 |

| *Carrier* | *MS %Yield* | *MS Qualifier* | *Limits* |
|---|---|---|---|
| *Ba Carrier* | *80.5* | | *40 - 110* |

**Lab Sample ID: 400-193810-14 MSD**
**Matrix: Water**
**Analysis Batch: 487030**

**Client Sample ID: BA17579 PZ-22**
**Prep Type: Total/NA**
**Prep Batch: 484743**

| Analyte | Sample Result | Sample Qual | Spike Added | MSD Result | MSD Qual | Total Uncert. (2σ+/-) | RL | MDC | Unit | %Rec | %Rec. Limits | RER | RER Limit |
|---|---|---|---|---|---|---|---|---|---|---|---|---|---|
| Radium-226 | 0.345 | | 15.1 | 14.32 | | 1.49 | 1.00 | 0.166 | pCi/L | 92 | 75 - 138 | 0.47 | 1 |

| *Carrier* | *MSD %Yield* | *MSD Qualifier* | *Limits* |
|---|---|---|---|
| *Ba Carrier* | *82.0* | | *40 - 110* |

**Lab Sample ID: MB 160-485002/23-A**
**Matrix: Water**
**Analysis Batch: 487612**

**Client Sample ID: Method Blank**
**Prep Type: Total/NA**
**Prep Batch: 485002**

| Analyte | MB Result | MB Qualifier | Count Uncert. (2σ+/-) | Total Uncert. (2σ+/-) | RL | MDC | Unit | Prepared | Analyzed | Dil Fac |
|---|---|---|---|---|---|---|---|---|---|---|
| Radium-226 | 0.2255 | | 0.152 | 0.154 | 1.00 | 0.200 | pCi/L | 10/07/20 07:00 | 10/31/20 14:37 | 1 |

| *Carrier* | *MB %Yield* | *MB Qualifier* | *Limits* | *Prepared* | *Analyzed* | *Dil Fac* |
|---|---|---|---|---|---|---|
| *Ba Carrier* | *92.0* | | *40 - 110* | *10/07/20 07:00* | *10/31/20 14:37* | *1* |

**Lab Sample ID: LCS 160-485002/1-A**
**Matrix: Water**
**Analysis Batch: 487612**

**Client Sample ID: Lab Control Sample**
**Prep Type: Total/NA**
**Prep Batch: 485002**

| Analyte | | | Spike Added | LCS Result | LCS Qual | Total Uncert. (2σ+/-) | RL | MDC | Unit | %Rec | %Rec. Limits |
|---|---|---|---|---|---|---|---|---|---|---|---|
| Radium-226 | | | 15.1 | 13.46 | | 1.56 | 1.00 | 0.226 | pCi/L | 89 | 75 - 125 |

| *Carrier* | *LCS %Yield* | *LCS Qualifier* | *Limits* |
|---|---|---|---|
| *Ba Carrier* | *87.6* | | *40 - 110* |

**Lab Sample ID: 400-193810-47 MS**
**Matrix: Water**
**Analysis Batch: 487612**

**Client Sample ID: BA17918 MW-18**
**Prep Type: Total/NA**
**Prep Batch: 485002**

| Analyte | Sample Result | Sample Qual | Spike Added | MS Result | MS Qual | Total Uncert. (2σ+/-) | RL | MDC | Unit | %Rec | %Rec. Limits |
|---|---|---|---|---|---|---|---|---|---|---|---|
| Radium-226 | 0.0963 | U | 15.1 | 14.18 | | 1.63 | 1.00 | 0.265 | pCi/L | 93 | 75 - 138 |

## Method: 9315 - Radium-226 (GFPC) (Continued)

**Lab Sample ID: 400-193810-47 MS**
**Matrix: Water**
**Analysis Batch: 487612**

**Client Sample ID: BA17918 MW-18**
**Prep Type: Total/NA**
**Prep Batch: 485002**

| Carrier | MS %Yield | MS Qualifier | Limits |
|---|---|---|---|
| Ba Carrier | 87.0 | | 40 - 110 |

**Lab Sample ID: 400-193810-47 MSD**
**Matrix: Water**
**Analysis Batch: 487612**

**Client Sample ID: BA17918 MW-18**
**Prep Type: Total/NA**
**Prep Batch: 485002**

| Analyte | Sample Result | Sample Qual | Spike Added | MSD Result | MSD Qual | Total Uncert. (2σ+/-) | RL | MDC | Unit | %Rec | %Rec. Limits | RER | RER Limit |
|---|---|---|---|---|---|---|---|---|---|---|---|---|---|
| Radium-226 | 0.0963 | U | 15.1 | 14.24 | | 1.66 | 1.00 | 0.274 | pCi/L | 94 | 75 - 138 | 0.02 | 1 |

| Carrier | MSD %Yield | MSD Qualifier | Limits |
|---|---|---|---|
| Ba Carrier | 81.1 | | 40 - 110 |

## Method: 9320 - Radium-228 (GFPC)

**Lab Sample ID: MB 160-484724/24-A**
**Matrix: Water**
**Analysis Batch: 487301**

**Client Sample ID: Method Blank**
**Prep Type: Total/NA**
**Prep Batch: 484724**

| Analyte | MB Result | MB Qualifier | Count Uncert. (2σ+/-) | Total Uncert. (2σ+/-) | RL | MDC | Unit | Prepared | Analyzed | Dil Fac |
|---|---|---|---|---|---|---|---|---|---|---|
| Radium-228 | 0.3060 | U | 0.363 | 0.365 | 1.00 | 0.600 | pCi/L | 10/06/20 08:15 | 10/29/20 12:34 | 1 |

| Carrier | MB %Yield | MB Qualifier | Limits | Prepared | Analyzed | Dil Fac |
|---|---|---|---|---|---|---|
| Ba Carrier | 80.2 | | 40 - 110 | 10/06/20 08:15 | 10/29/20 12:34 | 1 |
| Y Carrier | 83.7 | | 40 - 110 | 10/06/20 08:15 | 10/29/20 12:34 | 1 |

**Lab Sample ID: LCS 160-484724/1-A**
**Matrix: Water**
**Analysis Batch: 487300**

**Client Sample ID: Lab Control Sample**
**Prep Type: Total/NA**
**Prep Batch: 484724**

| Analyte | | | Spike Added | LCS Result | LCS Qual | Total Uncert. (2σ+/-) | RL | MDC | Unit | %Rec | %Rec. Limits | | |
|---|---|---|---|---|---|---|---|---|---|---|---|---|---|
| Radium-228 | | | 10.3 | 9.810 | | 1.33 | 1.00 | 0.770 | pCi/L | 96 | 75 - 125 | | |

| Carrier | LCS %Yield | LCS Qualifier | Limits |
|---|---|---|---|
| Ba Carrier | 74.6 | | 40 - 110 |
| Y Carrier | 78.1 | | 40 - 110 |

**Lab Sample ID: 400-193810-6 MS**
**Matrix: Water**
**Analysis Batch: 487300**

**Client Sample ID: BA17571 MW-6D**
**Prep Type: Total/NA**
**Prep Batch: 484724**

| Analyte | Sample Result | Sample Qual | Spike Added | MS Result | MS Qual | Total Uncert. (2σ+/-) | RL | MDC | Unit | %Rec | %Rec. Limits | | |
|---|---|---|---|---|---|---|---|---|---|---|---|---|---|
| Radium-228 | 0.0104 | U | 10.3 | 8.515 | | 1.17 | 1.00 | 0.579 | pCi/L | 83 | 45 - 150 | | |

## Method: 9320 - Radium-228 (GFPC) (Continued)

**Lab Sample ID: 400-193810-6 MS**
**Matrix: Water**
**Analysis Batch: 487300**

**Client Sample ID: BA17571 MW-6D**
**Prep Type: Total/NA**
**Prep Batch: 484724**

| Carrier | MS %Yield | MS Qualifier | Limits |
|---|---|---|---|
| Ba Carrier | 82.0 | | 40 - 110 |
| Y Carrier | 78.5 | | 40 - 110 |

**Lab Sample ID: 400-193810-6 MSD**
**Matrix: Water**
**Analysis Batch: 487300**

**Client Sample ID: BA17571 MW-6D**
**Prep Type: Total/NA**
**Prep Batch: 484724**

| Analyte | Sample Result | Sample Qual | Spike Added | MSD Result | MSD Qual | Total Uncert. (2σ+/-) | RL | MDC | Unit | %Rec | %Rec. Limits | RER | RER Limit |
|---|---|---|---|---|---|---|---|---|---|---|---|---|---|
| Radium-228 | 0.0104 | U | 10.3 | 10.68 | | 1.40 | 1.00 | 0.731 | pCi/L | 104 | 45 - 150 | 0.84 | 1 |

| Carrier | MSD %Yield | MSD Qualifier | Limits |
|---|---|---|---|
| Ba Carrier | 79.6 | | 40 - 110 |
| Y Carrier | 76.3 | | 40 - 110 |

**Lab Sample ID: MB 160-484733/23-A**
**Matrix: Water**
**Analysis Batch: 487056**

**Client Sample ID: Method Blank**
**Prep Type: Total/NA**
**Prep Batch: 484733**

| Analyte | MB Result | MB Qualifier | Count Uncert. (2σ+/-) | Total Uncert. (2σ+/-) | RL | MDC | Unit | Prepared | Analyzed | Dil Fac |
|---|---|---|---|---|---|---|---|---|---|---|
| Radium-228 | 0.1455 | U | 0.339 | 0.339 | 1.00 | 0.584 | pCi/L | 10/06/20 09:18 | 10/28/20 12:24 | 1 |

| Carrier | MB %Yield | MB Qualifier | Limits | Prepared | Analyzed | Dil Fac |
|---|---|---|---|---|---|---|
| Ba Carrier | 84.6 | | 40 - 110 | 10/06/20 09:18 | 10/28/20 12:24 | 1 |
| Y Carrier | 80.7 | | 40 - 110 | 10/06/20 09:18 | 10/28/20 12:24 | 1 |

**Lab Sample ID: LCS 160-484733/1-A**
**Matrix: Water**
**Analysis Batch: 487055**

**Client Sample ID: Lab Control Sample**
**Prep Type: Total/NA**
**Prep Batch: 484733**

| Analyte | | | Spike Added | LCS Result | LCS Qual | Total Uncert. (2σ+/-) | RL | MDC | Unit | %Rec | %Rec. Limits | | |
|---|---|---|---|---|---|---|---|---|---|---|---|---|---|
| Radium-228 | | | 10.3 | 8.916 | | 1.15 | 1.00 | 0.593 | pCi/L | 87 | 75 - 125 | | |

| Carrier | LCS %Yield | LCS Qualifier | Limits |
|---|---|---|---|
| Ba Carrier | 94.1 | | 40 - 110 |
| Y Carrier | 79.6 | | 40 - 110 |

**Lab Sample ID: LCSD 160-484733/2-A**
**Matrix: Water**
**Analysis Batch: 487055**

**Client Sample ID: Lab Control Sample Dup**
**Prep Type: Total/NA**
**Prep Batch: 484733**

| Analyte | | | Spike Added | LCSD Result | LCSD Qual | Total Uncert. (2σ+/-) | RL | MDC | Unit | %Rec | %Rec. Limits | RER | RER Limit |
|---|---|---|---|---|---|---|---|---|---|---|---|---|---|
| Radium-228 | | | 10.3 | 10.26 | | 1.45 | 1.00 | 0.885 | pCi/L | 100 | 75 - 125 | 0.52 | 1 |

## Method: 9320 - Radium-228 (GFPC) (Continued)

**Lab Sample ID: LCSD 160-484733/2-A**
**Matrix: Water**
**Analysis Batch: 487055**

**Client Sample ID: Lab Control Sample Dup**
**Prep Type: Total/NA**
**Prep Batch: 484733**

| Carrier | LCSD %Yield | LCSD Qualifier | Limits |
|---|---|---|---|
| Ba Carrier | 72.2 | | 40 - 110 |
| Y Carrier | 67.7 | | 40 - 110 |

**Lab Sample ID: MB 160-484744/24-A**
**Matrix: Water**
**Analysis Batch: 485729**

**Client Sample ID: Method Blank**
**Prep Type: Total/NA**
**Prep Batch: 484744**

| Analyte | MB Result | MB Qualifier | Count Uncert. (2σ+/-) | Total Uncert. (2σ+/-) | RL | MDC | Unit | Prepared | Analyzed | Dil Fac |
|---|---|---|---|---|---|---|---|---|---|---|
| Radium-228 | 0.1025 | U | 0.357 | 0.357 | 1.00 | 0.624 | pCi/L | 10/06/20 11:57 | 10/15/20 12:51 | 1 |

| Carrier | MB %Yield | MB Qualifier | Limits | Prepared | Analyzed | Dil Fac |
|---|---|---|---|---|---|---|
| Ba Carrier | 82.2 | | 40 - 110 | 10/06/20 11:57 | 10/15/20 12:51 | 1 |
| Y Carrier | 79.3 | | 40 - 110 | 10/06/20 11:57 | 10/15/20 12:51 | 1 |

**Lab Sample ID: LCS 160-484744/1-A**
**Matrix: Water**
**Analysis Batch: 485907**

**Client Sample ID: Lab Control Sample**
**Prep Type: Total/NA**
**Prep Batch: 484744**

| Analyte | | | Spike Added | LCS Result | LCS Qual | Total Uncert. (2σ+/-) | RL | MDC | Unit | %Rec | %Rec. Limits | | |
|---|---|---|---|---|---|---|---|---|---|---|---|---|---|
| Radium-228 | | | 10.3 | 10.33 | | 1.33 | 1.00 | 0.594 | pCi/L | 100 | 75 - 125 | | |

| Carrier | LCS %Yield | LCS Qualifier | Limits |
|---|---|---|---|
| Ba Carrier | 85.2 | | 40 - 110 |
| Y Carrier | 80.0 | | 40 - 110 |

**Lab Sample ID: 400-193810-14 MS**
**Matrix: Water**
**Analysis Batch: 485729**

**Client Sample ID: BA17579 PZ-22**
**Prep Type: Total/NA**
**Prep Batch: 484744**

| Analyte | Sample Result | Sample Qual | Spike Added | MS Result | MS Qual | Total Uncert. (2σ+/-) | RL | MDC | Unit | %Rec | %Rec. Limits | | |
|---|---|---|---|---|---|---|---|---|---|---|---|---|---|
| Radium-228 | 0.551 | U | 10.3 | 9.908 | | 1.32 | 1.00 | 0.735 | pCi/L | 91 | 45 - 150 | | |

| Carrier | MS %Yield | MS Qualifier | Limits |
|---|---|---|---|
| Ba Carrier | 80.5 | | 40 - 110 |
| Y Carrier | 78.1 | | 40 - 110 |

**Lab Sample ID: 400-193810-14 MSD**
**Matrix: Water**
**Analysis Batch: 485729**

**Client Sample ID: BA17579 PZ-22**
**Prep Type: Total/NA**
**Prep Batch: 484744**

| Analyte | Sample Result | Sample Qual | Spike Added | MSD Result | MSD Qual | Total Uncert. (2σ+/-) | RL | MDC | Unit | %Rec | %Rec. Limits | RER | RER Limit |
|---|---|---|---|---|---|---|---|---|---|---|---|---|---|
| Radium-228 | 0.551 | U | 10.3 | 10.23 | | 1.32 | 1.00 | 0.646 | pCi/L | 94 | 45 - 150 | 0.12 | 1 |

## Method: 9320 - Radium-228 (GFPC) (Continued)

**Lab Sample ID: 400-193810-14 MSD**
**Matrix: Water**
**Analysis Batch: 485729**

**Client Sample ID: BA17579 PZ-22**
**Prep Type: Total/NA**
**Prep Batch: 484744**

| Carrier | MSD %Yield | MSD Qualifier | Limits |
|---|---|---|---|
| Ba Carrier | 82.0 | | 40 - 110 |
| Y Carrier | 82.2 | | 40 - 110 |

**Lab Sample ID: MB 160-485003/23-A**
**Matrix: Water**
**Analysis Batch: 487302**

**Client Sample ID: Method Blank**
**Prep Type: Total/NA**
**Prep Batch: 485003**

| Analyte | MB Result | MB Qualifier | Count Uncert. (2σ+/-) | Total Uncert. (2σ+/-) | RL | MDC | Unit | Prepared | Analyzed | Dil Fac |
|---|---|---|---|---|---|---|---|---|---|---|
| Radium-228 | 0.5643 | | 0.355 | 0.359 | 1.00 | 0.542 | pCi/L | 10/07/20 07:54 | 10/29/20 12:42 | 1 |

| Carrier | MB %Yield | MB Qualifier | Limits | Prepared | Analyzed | Dil Fac |
|---|---|---|---|---|---|---|
| Ba Carrier | 92.0 | | 40 - 110 | 10/07/20 07:54 | 10/29/20 12:42 | 1 |
| Y Carrier | 83.4 | | 40 - 110 | 10/07/20 07:54 | 10/29/20 12:42 | 1 |

**Lab Sample ID: LCS 160-485003/1-A**
**Matrix: Water**
**Analysis Batch: 487301**

**Client Sample ID: Lab Control Sample**
**Prep Type: Total/NA**
**Prep Batch: 485003**

| Analyte | | | Spike Added | LCS Result | LCS Qual | Total Uncert. (2σ+/-) | RL | MDC | Unit | %Rec | %Rec. Limits | | |
|---|---|---|---|---|---|---|---|---|---|---|---|---|---|
| Radium-228 | | | 10.3 | 10.99 | | 1.38 | 1.00 | 0.585 | pCi/L | 107 | 75 - 125 | | |

| Carrier | LCS %Yield | LCS Qualifier | Limits |
|---|---|---|---|
| Ba Carrier | 87.6 | | 40 - 110 |
| Y Carrier | 76.3 | | 40 - 110 |

**Lab Sample ID: 400-193810-47 MS**
**Matrix: Water**
**Analysis Batch: 487302**

**Client Sample ID: BA17918 MW-18**
**Prep Type: Total/NA**
**Prep Batch: 485003**

| Analyte | Sample Result | Sample Qual | Spike Added | MS Result | MS Qual | Total Uncert. (2σ+/-) | RL | MDC | Unit | %Rec | %Rec. Limits | | |
|---|---|---|---|---|---|---|---|---|---|---|---|---|---|
| Radium-228 | 0.792 | | 10.3 | 10.25 | | 1.33 | 1.00 | 0.645 | pCi/L | 92 | 45 - 150 | | |

| Carrier | MS %Yield | MS Qualifier | Limits |
|---|---|---|---|
| Ba Carrier | 87.0 | | 40 - 110 |
| Y Carrier | 73.3 | | 40 - 110 |

**Lab Sample ID: 400-193810-47 MSD**
**Matrix: Water**
**Analysis Batch: 487302**

**Client Sample ID: BA17918 MW-18**
**Prep Type: Total/NA**
**Prep Batch: 485003**

| Analyte | Sample Result | Sample Qual | Spike Added | MSD Result | MSD Qual | Total Uncert. (2σ+/-) | RL | MDC | Unit | %Rec | %Rec. Limits | RER | RER Limit |
|---|---|---|---|---|---|---|---|---|---|---|---|---|---|
| Radium-228 | 0.792 | | 10.3 | 11.06 | | 1.44 | 1.00 | 0.689 | pCi/L | 100 | 45 - 150 | 0.29 | 1 |

## Method: 9320 - Radium-228 (GFPC) (Continued)

**Lab Sample ID: 400-193810-47 MSD**
**Matrix: Water**
**Analysis Batch: 487302**

**Client Sample ID: BA17918 MW-18**
**Prep Type: Total/NA**
**Prep Batch: 485003**

| Carrier | MSD %Yield | MSD Qualifier | Limits |
|---|---|---|---|
| Ba Carrier | 81.1 | | 40 - 110 |
| Y Carrier | 73.3 | | 40 - 110 |

**TestAmerica Pensacola**
3355 McLemore Drive
Pensacola, FL 32514
Phone (850) 474-1001 Fax (850) 478-2671

# Chain of Custody Record

TestAmerica
THE LEADER IN ENVIRONMENTAL TESTING

400-193810 COC

| Client Information (Sub Contract Lab) | Sampler: TJ Daugherty | Lab PM: Whitmire, Cheyenne R | Carrier Tracking No(s): | COC No: 400-56525-24537.1 |
|---|---|---|---|---|
| Client Contact: Laura Midkif | Phone: | E-Mail: cheyenne.whitmire@testamericainc.com | State of Origin: Alabama | Page: Page 1 of 7 |
| Company: Alabama Power General Test Laboratory | | Accreditations Required (See note): | | Job #: |
| Address: 744 County Rd 87 GSC#8 | Due Date Requested: | | | |
| City: Calera | TAT Requested (days): Routine | | | |
| State, Zip: AL, 35040 | | | | |
| Phone: 205-664-6197 | PO #: APC67309-0001 | | | |
| Email: lbmidkif@southernco.com | WO #: | | | |
| Project Name: CCR | Project #: 40007143 | | | |
| Site: Gorgas Ash Pond 1303 | SSOW#: | | | |

**Analysis Requested**

**Preservation Codes:**
A - HCL, B - NaOH, C - Zn Acetate, D - Nitric Acid, E - NaHSO4, F - MeOH, G - Amchlor, H - Ascorbic Acid, I - Ice, J - DI Water, K - EDTA, L - EDA, M - Hexane, N - None, O - AsNaO2, P - Na2O4S, Q - Na2SO3, R - Na2S2O3, S - H2SO4, T - TSP Dodecahydrate, U - Acetone, V - MCAA, W - pH 4-5, Z - other (specify)
Other:

| Sample Identification - Client ID (Lab ID) | Sample Date | Sample Time | Sample Type (C=comp, G=grab) | Matrix (W=water, S=solid, O=waste/oil, BT=Tissue, A=Air) | Field Filtered Sample (Yes or No) | Perform MS/MSD (Yes or No) | SM 4500 F_C | SM 4500 CL_E | SM 4500 SO4_E | 9315_Ra226, 9320_Ra228, Ra226Ra228_GFPC | Total Number of containers | Special Instructions/Note: |
|---|---|---|---|---|---|---|---|---|---|---|---|---|
| | | | Preservation Code: | | | | | | | | | |
| BA17566 | 9/15/20 | 15:35 | G | Water | | | | | | X | 1 | MW-6V |
| BA17567 | 9/16/20 | 11:50 | G | Water | | | | | | X | 1 | MW-7 |
| BA17568 | 9/16/20 | 11:50 | G | Water | x | | | | | X | 1 | MW-7 DISS |
| BA17569 | 9/16/20 | 14:33 | G | Water | | | | | | X | 1 | MW-6S |
| BA17570 | 9/16/20 | 14:33 | G | Water | | | | | | X | 1 | MW-6S DUP |
| BA17571 | 9/17/20 | 09:35 | G | Water | | X | | | | X | 3 | MW-6D |
| BA17572 | 9/17/20 | 11:25 | G | Water | | | | | | X | 1 | MW-23H |
| BA17573 | 9/17/20 | 13:05 | G | Water | | | | | | X | 1 | MW-41HD |
| BA17574 | 9/17/20 | 14:20 | G | Water | | | | | | X | 1 | MW-24H |
| BA17575 | 9/17/20 | 14:45 | G | Water | | | | | | X | 1 | FB-1 (Field Blank) |

Note: Since laboratory accreditations are subject to change, TestAmerica Laboratories, Inc. places the ownership of method, analyte & accreditation compliance upon out subcontract laboratories. This sample shipment is forwarded under chain-of-custody. If the laboratory does not currently maintain accreditation in the State of Origin listed above for analysis/tests/matrix being analyzed, the samples must be shipped back to the TestAmerica laboratory or other instructions will be provided. Any changes to accreditation status should be brought to TestAmerica Laboratories, Inc. attention immediately. If all requested accreditations are current to date, return the signed Chain of Custody attesting to said compliance to TestAmerica Laboratories, Inc.

| *Possible Hazard Identification* *Unconfirmed* | *Sample Disposal ( A fee may be assessed if samples are retained longer than 1 month)* ☐ *Return To Client* ☐ *Disposal By Lab* ☐ *Archive For* _____ *Months* |
|---|---|
| Deliverable Requested: I, II, III, IV, Other (specify) | 44048 Special Instructions/QC Requirements: |

| Empty Kit Relinquished by: | Date: | Time: | Method of Shipment: | | |
|---|---|---|---|---|---|
| Relinquished by: Laura Midkiff | Date/Time: 09/28/2020 1100 | Water APC | Received by: Kathy Causey | Date/Time: 9-30-20 1240 | Company: EIA |
| Relinquished by: | Date/Time: | Company | Received by: | Date/Time: | Company |
| Relinquished by: | | 0 Company | Received by: | Date/Time: | Company |
| Custody Seals Intact: | | | Cooler Temperature(s) °C and Other Remarks: 19.9, 20.7, 21.1°C IR9 | | |

Ver: 09/20/2016

**TestAmerica Pensacola**
3355 McLemore Drive
Pensacola, FL 32514
Phone (850) 474-1001 Fax (850) 478-2671

# Chain of Custody Record

TestAmerica
THE LEADER IN ENVIRONMENTAL TESTING

| Client Information (Sub Contract Lab) | Sampler: Dallas Gentry | Lab PM: Whitmire, Cheyenne R | Carrier Tracking No(s): | COC No: 400-56525-24537.1 |
|---|---|---|---|---|
| Client Contact: Laura Midkiff | Phone: | E-Mail: cheyenne.whitmire@testamericainc.com | State of Origin: Alabama | Page: Page 2 of 7 |
| Company: Alabama Power General Test Laboratory | | Accreditations Required (See note): | | Job #: |
| Address: 744 County Rd 87 GSC#8 | Due Date Requested: | | | |
| City: Calera | TAT Requested (days): Routine | | | |
| State, Zip: AL, 35040 | | | | |
| Phone: 205-664-6197 | PO #: APC67309-0001 | | | |
| Email: lbmidkif@southernco.com | WO #: | | | |
| Project Name: CCR | Project #: 40007143 | | | |
| Site: Gorgas Ash Pond 1303 | SSOW#: | | | |

**Analysis Requested**

**Preservation Codes:**

| | |
|---|---|
| A - HCL | M - Hexane |
| B - NaOH | N - None |
| C - Zn Acetate | O - AsNaO2 |
| D - Nitric Acid | P - Na2O4S |
| E - NaHSO4 | Q - Na2SO3 |
| F - MeOH | R - Na2S2O3 |
| G - Amchlor | S - H2SO4 |
| H - Ascorbic Acid | T - TSP Dodecahydrate |
| I - Ice | U - Acetone |
| J - DI Water | V - MCAA |
| K - EDTA | W - pH 4-5 |
| L - EDA | Z - other (specify) |

Other:

| Sample Identification - Client ID (Lab ID) | Sample Date | Sample Time | Sample Type (C=Comp, G=grab) | Matrix (W=water, S=solid, O=waste/oil, BT=Tissue, A=Air) | Field Filtered Sample (Yes or No) | Perform MS/MSD (Yes or No) | SM 4500 F_C | SM 4500 Cl_E | SM 4500 SO4_E | 9315_Ra226; 9320_Ra228; Ra226Ra228_GFPC | Total Number of containers | Special Instructions/Note: |
|---|---|---|---|---|---|---|---|---|---|---|---|---|
| | | | Preservation Code: | | | | | | | | | |
| BA17576 | 9/17/20 | 09:08 | G | Water | | | | | | X | 1 | MW-25HA |
| BA17577 | 9/17/20 | 11:55 | G | Water | | | | | | X | 1 | PZ-16 |
| BA17578 | 9/17/20 | 11:55 | G | Water | | | | | | X | 1 | PZ-16 DUP |
| BA17579 | 9/17/20 | 13:07 | G | Water | | x | | | | X | 3 | PZ-22 |
| BA17580 | 9/17/20 | 15:01 | G | Water | | | | | | X | 1 | MW-36H |

Note: Since laboratory accreditations are subject to change, TestAmerica Laboratories, Inc. places the ownership of method, analyte & accreditation compliance upon out subcontract laboratories. This sample shipment is forwarded under chain-of-custody. If the laboratory does not currently maintain accreditation in the State of Origin listed above for analysis/tests/matrix being analyzed, the samples must be shipped back to the TestAmerica laboratory or other instructions will be provided. Any changes to accreditation status should be brought to TestAmerica Laboratories, Inc. attention immediately. If all requested accreditations are current to date, return the signed Chain of Custody attesting to said compliance to TestAmerica Laboratories, Inc.

| Possible Hazard Identification: Unconfirmed | Sample Disposal ( A fee may be assessed if samples are retained longer than 1 month): ☐ Return To Client ☐ Disposal By Lab ☐ Archive For _____ Months |
|---|---|
| Deliverable Requested: I, II, III, IV, Other (specify) | 44048 Special Instructions/QC Requirements: |

| Empty Kit Relinquished by: | Date: | Time: | Method of Shipment: | | |
|---|---|---|---|---|---|
| Relinquished by: Laura Midkiff | Date/Time: 09/28/2020 1100 | Water APC | Received by: | Date/Time: 9/30/20 1240 | Company: EPA |
| Relinquished by: | Date/Time: | Company | Received by: | Date/Time: | Company |
| Relinquished by: | | 0 Company | Received by: | Date/Time: | Company |
| Custody Seals Intact: | | | Cooler Temperature(s) °C and Other Remarks: | | |

Ver: 09/20/2016

**TestAmerica Pensacola**
3355 McLemore Drive
Pensacola, FL 32514
Phone (850) 474-1001 Fax (850) 478-2671

# Chain of Custody Record

TestAmerica
THE LEADER IN ENVIRONMENTAL TESTING

| Client Information (Sub Contract Lab) | Sampler: Dallas Gentry | Lab PM: Whitmire, Cheyenne R | Carrier Tracking No(s): | COC No: 400-56525-24537.1 |
|---|---|---|---|---|
| Client Contact: Laura Midkif | Phone: | E-Mail: cheyenne.whitmire@testamericainc.com | State of Origin: Alabama | Page: Page 3 of 7 |
| Company: Alabama Power General Test Laboratory | | Accreditations Required (See note): | | Job #: |
| Address: 744 County Rd 87 GSC#8 | Due Date Requested: | Analysis Requested | | Preservation Codes: A - HCL, B - NaOH, C - Zn Acetate, D - Nitric Acid, E - NaHSO4, F - MeOH, G - Amchlor, H - Ascorbic Acid, I - Ice, J - DI Water, K - EDTA, L - EDA, M - Hexane, N - None, O - AsNaO2, P - Na2O4S, Q - Na2SO3, R - Na2S2O3, S - H2SO4, T - TSP Dodecahydrate, U - Acetone, V - MCAA, W - pH 4-5, Z - other (specify); Other: |
| City: Calera | TAT Requested (days): Routine | | | |
| State, Zip: AL, 35040 | | | | |
| Phone: 205-664-6197 | PO #: APC67309-0001 | | | |
| Email: lbmidkif@southernco.com | WO #: | | | |
| Project Name: CCR | Project #: 40007143 | | | |
| Site: Gorgas Ash Pond 1303 | SSOW#: | | | |

| Sample Identification - Client ID (Lab ID) | Sample Date | Sample Time | Sample Type (C=comp, G=grab) | Matrix (W=water, S=solid, O=waste/oil, BT=Tissue, A=Air) | Field Filtered Sample (Yes or No) | Perform MS/MSD (Yes or No) | SM 4500 F_C | SM 4500 CL_E | SM 4500 SO4_E | 9315_Ra226, 9320_Ra228, Ra226Ra228_GFPC | Total Number of containers | Special Instructions/Note: |
|---|---|---|---|---|---|---|---|---|---|---|---|---|
| | | | Preservation Code: | | | | | | | | | |
| BA17799 | 9/21/20 | 11:18 | G | Water | | | | | | X | 1 | MW-15V |
| BA17800 | 9/21/20 | 12:48 | G | Water | | | | | | X | 1 | MW-17 |
| BA17801 | 9/21/20 | 14:15 | G | Water | | | | | | X | 1 | FB-2 |
| BA17802 | 9/21/20 | 14:42 | G | Water | | | | | | X | 1 | MW-32H |
| BA17803 | 9/21/20 | 16:28 | G | Water | | | | | | X | 1 | MW-30HA |
| BA17804 | 9/22/20 | 10:04 | G | Water | | | | | | X | 1 | MW-31 11 RBM 9/28/20 |
| BA17805 | 9/22/20 | 11:30 | G | Water | | | | | | X | 1 | MW-43H |
| BA17806 | 9/22/20 | 13:04 | G | Water | | | | | | X | 1 | MW-28H |
| BA17807 | 9/22/20 | 15:28 | G | Water | | | | | | X | 1 | PZ-18 |
| BA17808 | 9/22/20 | 15:28 | G | Water | | | | | | X | 1 | PZ-18 DUP |
| BA17809 | 9/22/20 | 16:28 | G | Water | | | | | | X | 1 | MW-18V |
| BA17810 | 9/22/20 | 17:20 | G | Water | | | | | | X | 1 | FB-3 |

Note: Since laboratory accreditations are subject to change, TestAmerica Laboratories, Inc. places the ownership of method, analyte & accreditation compliance upon out subcontract laboratories. This sample shipment is forwarded under chain-of-custody. If the laboratory does not currently maintain accreditation in the State of Origin listed above for analysis/tests/matrix being analyzed, the samples must be shipped back to the TestAmerica laboratory or other instructions will be provided. Any changes to accreditation status should be brought to TestAmerica Laboratories, Inc. attention immediately. If all requested accreditations are current to date, return the signed Chain of Custody attesting to said complicance to TestAmerica Laboratories, Inc.

| Possible Hazard Identification: Unconfirmed | Sample Disposal ( A fee may be assessed if samples are retained longer than 1 month): ☐ Return To Client ☐ Disposal By Lab ☐ Archive For _____ Months |
|---|---|
| Deliverable Requested: I, II, III, IV, Other (specify) | 44048 Special Instructions/QC Requirements: |

| Empty Kit Relinquished by: | Date: | Time: | Method of Shipment: | | |
|---|---|---|---|---|---|
| Relinquished by: Laura Midkiff | Date/Time: 09/28/2020 1100 | Water APC | Received by: Kathy R Avery | Date/Time: 9.30.20 1240 | Company: EPA |
| Relinquished by: | Date/Time: | Company | Received by: | Date/Time: | Company |
| Relinquished by: | 0 | Company | Received by: | Date/Time: | Company |

Custody Seals Intact: | Cooler Temperature(s) °C and Other Remarks:

Ver: 09/20/2016

**TestAmerica Pensacola**
3355 McLemore Drive
Pensacola, FL 32514
Phone (850) 474-1001 Fax (850) 478-2671

# Chain of Custody Record

TestAmerica
THE LEADER IN ENVIRONMENTAL TESTING

| | | | | |
|---|---|---|---|---|
| **Client Information (Sub Contract Lab)** | Sampler: Anthony Goggins | Lab PM: Whitmire, Cheyenne R | Carrier Tracking No(s): | COC No: 400-56525-24537.1 |
| Client Contact: Laura Midkif | Phone: | E-Mail: cheyenne.whitmire@testamericainc.com | State of Origin: Alabama | Page: Page 4 of 7 |
| Company: Alabama Power General Test Laboratory | | Accreditations Required (See note): | | Job #: |
| Address: 744 County Rd 87 GSC#8 | Due Date Requested: | | | |
| City: Calera | TAT Requested (days): Routine | | | |
| State, Zip: AL, 35040 | | | | |
| Phone: 205-664-6197 | PO #: APC67309-0001 | | | |
| Email: lbmidkif@southernco.com | WO #: | | | |
| Project Name: CCR | Project #: 40007143 | | | |
| Site: Gorgas Ash Pond 1303 | SSOW#: | | | |

**Analysis Requested**

**Preservation Codes:**
A - HCL, B - NaOH, C - Zn Acetate, D - Nitric Acid, E - NaHSO4, F - MeOH, G - Amchlor, H - Ascorbic Acid, I - Ice, J - DI Water, K - EDTA, L - EDA, M - Hexane, N - None, O - AsNaO2, P - Na2O4S, Q - Na2SO3, R - Na2S2O3, S - H2SO4, T - TSP Dodecahydrate, U - Acetone, V - MCAA, W - pH 4-5, Z - other (specify)
Other:

| Sample Identification - Client ID (Lab ID) | Sample Date | Sample Time | Sample Type (C=comp, G=grab) | Matrix (W=water, S=solid, O=waste/oil, BT=Tissue, A=Air) | Field Filtered Sample (Yes or No) | Perform MS/MSD (Yes or No) | SM 4500 F_C | SM 4500 Cl_E | SM 4500 SO4_E | 9315_Ra226, 9320_Ra228, Ra226Ra228_GFPC | Total Number of containers | Special Instructions/Note: |
|---|---|---|---|---|---|---|---|---|---|---|---|---|
| | | | Preservation Code: | | | | | | | | | |
| BA17811 | 9/21/20 | 15:45 | G | Water | | | | | | X | 1 | MW-16S |
| BA17812 | 9/22/20 | 09:18 | G | Water | | | | | | X | 1 | MW-16D |
| BA17813 | 9/22/20 | 10:50 | G | Water | | | | | | X | 1 | MW-42H |
| BA17814 | 9/22/20 | 10:50 | G | Water | | | | | | X | 1 | MW-42H DUP |
| BA17815 | 9/22/20 | 12:37 | G | Water | | | | | | X | 1 | MW-2 |
| BA17816 | 9/22/20 | 13:56 | G | Water | | | | | | X | 1 | MW-19 |

Note: Since laboratory accreditations are subject to change, TestAmerica Laboratories, Inc. places the ownership of method, analyte & accreditation compliance upon out subcontract laboratories. This sample shipment is forwarded under chain-of-custody. If the laboratory does not currently maintain accreditation in the State of Origin listed above for analysis/tests/matrix being analyzed, the samples must be shipped back to the TestAmerica laboratory or other instructions will be provided. Any changes to accreditation status should be brought to TestAmerica Laboratories, Inc. attention immediately. If all requested accreditations are current to date, return the signed Chain of Custody attesting to said complicance to TestAmerica Laboratories, Inc.

***Possible Hazard Identification***
*Unconfirmed*

***Sample Disposal ( A fee may be assessed if samples are retained longer than 1 month)***
☐ *Return To Client* ☐ *Disposal By Lab* ☐ *Archive For* _____ *Months*

Deliverable Requested: I, II, III, IV, Other (specify) 44048 Special Instructions/QC Requirements:

Empty Kit Relinquished by: Date: Time: Method of Shipment:

| | | | | | |
|---|---|---|---|---|---|
| Relinquished by: Laura Midkiff | Date/Time: 09/28/2020 1100 | Water APC | Received by: Kathy R Cuer | Date/Time: 9-30-20 1240 | Company: ETA |
| Relinquished by: | Date/Time: | Company | Received by: | Date/Time: | Company |
| Relinquished by: | 0 | Company | Received by: | Date/Time: | Company |

Custody Seals Intact: Cooler Temperature(s) °C and Other Remarks:

Ver: 09/20/2016

**TestAmerica Pensacola**
3355 McLemore Drive
Pensacola, FL 32514
Phone (850) 474-1001 Fax (850) 478-2671

# Chain of Custody Record

TestAmerica
THE LEADER IN ENVIRONMENTAL TESTING

| Client Information (Sub Contract Lab) | Sampler: TJ Daugherty | Lab PM: Whitmire, Cheyenne R | Carrier Tracking No(s): | COC No: 400-56525-24537.1 |
|---|---|---|---|---|
| Client Contact: Laura Midkiff | Phone: | E-Mail: cheyenne.whitmire@testamericainc.com | State of Origin: Alabama | Page: Page 5 of 7 |
| Company: Alabama Power General Test Laboratory | | Accreditations Required (See note): | | Job #: |
| Address: 744 County Rd 87 GSC#8 | Due Date Requested: | Analysis Requested | | Preservation Codes: A - HCL, B - NaOH, C - Zn Acetate, D - Nitric Acid, E - NaHSO4, F - MeOH, G - Amchlor, H - Ascorbic Acid, I - Ice, J - DI Water, K - EDTA, L - EDA, M - Hexane, N - None, O - AsNaO2, P - Na2O4S, Q - Na2SO3, R - Na2S2O3, S - H2SO4, T - TSP Dodecahydrate, U - Acetone, V - MCAA, W - pH 4-5, Z - other (specify), Other: |
| City: Calera | TAT Requested (days): Routine | | | |
| State, Zip: AL, 35040 | | | | |
| Phone: 205-664-6197 | PO #: APC67309-0001 | | | |
| Email: lbmidkif@southernco.com | WO #: | | | |
| Project Name: CCR | Project #: 40007143 | | | |
| Site: Gorgas Ash Pond 1303 | SSOW#: | | | |

| Sample Identification - Client ID (Lab ID) | Sample Date | Sample Time | Sample Type (C=comp, G=grab) | Matrix (Wwater, Ssolid, Owaste/oil, BT=Tissue, A=Air) | Field Filtered Sample (Yes or No) | Perform MS/MSD (Yes or No) | SM 4500 F_C | SM 4500 CL_E | SM 4500 SO4_E | 9315_Ra226, 9320_Ra228, Ra226Ra228_GFPC | Total Number of containers | Special Instructions/Note: |
|---|---|---|---|---|---|---|---|---|---|---|---|---|
| | | | Preservation Code: | | | | | | | | | |
| BA17817 | 9/21/20 | 12:08 | G | Water | | | | | | X | 1 | MW-8 |
| BA17818 | 9/21/20 | 15:55 | G | Water | | | | | | X | 1 | MW-26H |
| BA17819 | 9/21/20 | 15:55 | G | Water | X | | | | | X | 1 | MW-26H DIS |
| BA17820 | 9/22/20 | 09:58 | G | Water | | | | | | X | 1 | MW-40H |
| BA17821 | 9/22/20 | 13:05 | G | Water | | | | | | X | 1 | MW-9V |

Note: Since laboratory accreditations are subject to change, TestAmerica Laboratories, Inc. places the ownership of method, analyte & accreditation compliance upon out subcontract laboratories. This sample shipment is forwarded under chain-of-custody. If the laboratory does not currently maintain accreditation in the State of Origin listed above for analysis/tests/matrix being analyzed, the samples must be shipped back to the TestAmerica laboratory or other instructions will be provided. Any changes to accreditation status should be brought to TestAmerica Laboratories, Inc. attention immediately. If all requested accreditations are current to date, return the signed Chain of Custody attesting to said complicance to TestAmerica Laboratories, Inc.

| Possible Hazard Identification: Unconfirmed | Sample Disposal ( A fee may be assessed if samples are retained longer than 1 month): ☐ Return To Client ☐ Disposal By Lab ☐ Archive For _____ Months |
|---|---|
| Deliverable Requested: I, II, III, IV, Other (specify) | 44048 Special Instructions/QC Requirements: |

| Empty Kit Relinquished by: | Date: | Time: | Method of Shipment: | | |
|---|---|---|---|---|---|
| Relinquished by: Laura Midkiff | Date/Time: 09/28/2020 1100 | Water APC | Received by: Kathy Rainey | Date/Time: 9-30-20 1240 | Company: EHA |
| Relinquished by: | Date/Time: | Company | Received by: | Date/Time: | Company |
| Relinquished by: | 0 | Company | Received by: | Date/Time: | Company |

| Custody Seals Intact: | Cooler Temperature(s) °C and Other Remarks: |
|---|---|

Ver: 09/20/2016

**TestAmerica Pensacola**
3355 McLemore Drive
Pensacola, FL 32514
Phone (850) 474-1001 Fax (850) 478-2671

# Chain of Custody Record

TestAmerica
THE LEADER IN ENVIRONMENTAL TESTING

| Client Information (Sub Contract Lab) | Sampler: TJ Daugherty | Lab PM: Whitmire, Cheyenne R | Carrier Tracking No(s): | COC No: 400-56525-24537.1 |
|---|---|---|---|---|
| Client Contact: Laura Midkiff | Phone: | E-Mail: cheyenne.whitmire@testamericainc.com | State of Origin: Alabama | Page: Page 6 of 7 |
| Company: Alabama Power General Test Laboratory | | Accreditations Required (See note): | | Job #: |
| Address: 744 County Rd 87 GSC#8 | Due Date Requested: | | | |
| City: Calera | TAT Requested (days): Routine | | | |
| State, Zip: AL, 35040 | | | | |
| Phone: 205-664-6197 | PO #: APC67309-0001 | | | |
| Email: lbmidkif@southernco.com | WO #: | | | |
| Project Name: CCR | Project #: 40007143 | | | |
| Site: Gorgas Ash Pond 1303 | SSOW#: | | | |

**Analysis Requested**

**Preservation Codes:**
A - HCL, B - NaOH, C - Zn Acetate, D - Nitric Acid, E - NaHSO4, F - MeOH, G - Amchlor, H - Ascorbic Acid, I - Ice, J - DI Water, K - EDTA, L - EDA, M - Hexane, N - None, O - AsNaO2, P - Na2O4S, Q - Na2SO3, R - Na2S2O3, S - H2SO4, T - TSP Dodecahydrate, U - Acetone, V - MCAA, W - pH 4-5, Z - other (specify)
Other:

| Sample Identification - Client ID (Lab ID) | Sample Date | Sample Time | Sample Type (C=Comp, G=grab) | Matrix (W=water, S=solid, O=waste/oil, BT=Tissue, A=Air) | Field Filtered Sample (Yes or No) | Perform MS/MSD (Yes or No) | SM 4500 F_C | SM 4500 Cl_E | SM 4500 SO4_E | 9315_Ra226, 9320_Ra228, Ra226Ra228_GFPC | Total Number of containers | Special Instructions/Note: |
|---|---|---|---|---|---|---|---|---|---|---|---|---|
| | | | Preservation Code: | | | | | | | | | |
| BA17910 | 9/22/20 | 15:10 | G | Water | | | | | | X | 1 | MW-38H |
| BA17911 | 9/22/20 | 16:45 | G | Water | | | | | | X | 1 | MW-29H |
| BA17912 | 9/23/20 | 10:15 | G | Water | | | | | | X | 1 | MW-12V |
| BA17913 | 9/23/20 | 10:15 | G | Water | X | | | | | X | 1 | MW-12V DIS |
| BA17914 | 9/23/20 | 13:10 | G | Water | | | | | | X | 1 | MW-12 |
| BA17915 | 9/23/20 | 16:15 | G | Water | | | | | | X | 1 | MW-21 |
| BA17916 | 9/23/20 | 17:00 | G | Water | | | | | | X | 1 | FB-4 |
| BA17917 | 9/23/20 | 17:10 | G | Water | | | | | | X | 1 | EB-1 |
| BA17918 | 9/23/20 | 18:05 | G | Water | | X | | | | X | 3 | MW-18 |

RBM 9/28/20

Note: Since laboratory accreditations are subject to change, TestAmerica Laboratories, Inc. places the ownership of method, analyte & accreditation compliance upon out subcontract laboratories. This sample shipment is forwarded under chain-of-custody. If the laboratory does not currently maintain accreditation in the State of Origin listed above for analysis/tests/matrix being analyzed, the samples must be shipped back to the TestAmerica laboratory or other instructions will be provided. Any changes to accreditation status should be brought to TestAmerica Laboratories, Inc. attention immediately. If all requested accreditations are current to date, return the signed Chain of Custody attesting to said compliance to TestAmerica Laboratories, Inc.

| Possible Hazard Identification: Unconfirmed | Sample Disposal ( A fee may be assessed if samples are retained longer than 1 month): ☐ Return To Client ☐ Disposal By Lab ☐ Archive For _____ Months |
|---|---|
| Deliverable Requested: I, II, III, IV, Other (specify) | 44048 Special Instructions/QC Requirements: |

| Empty Kit Relinquished by: | Date: | Time: | Method of Shipment: | | |
|---|---|---|---|---|---|
| Relinquished by: Laura Midkiff | Date/Time: 09/28/2020 1100 | Water APC | Received by: Kathy Ramey | Date/Time: 9.30.20 1240 | Company: EPA |
| Relinquished by: | Date/Time: | Company: | Received by: | Date/Time: | Company: |
| Relinquished by: | 0 | Company: | Received by: | Date/Time: | Company: |

Custody Seals Intact: | Cooler Temperature(s) °C and Other Remarks:

Ver: 09/20/2016

**TestAmerica Pensacola**
3355 McLemore Drive
Pensacola, FL 32514
Phone (850) 474-1001 Fax (850) 478-2671

# Chain of Custody Record

TestAmerica
THE LEADER IN ENVIRONMENTAL TESTING

| Client Information (Sub Contract Lab) | Sampler: Dallas Gentry | Lab PM: Whitmire, Cheyenne R | Carrier Tracking No(s): | COC No: 400-56525-24537.1 |
|---|---|---|---|---|
| Client Contact: Laura Midkif | Phone: | E-Mail: cheyenne.whitmire@testamericainc.com | State of Origin: Alabama | Page: Page 7 of 7 |
| Company: Alabama Power General Test Laboratory | | Accreditations Required (See note): | | Job #: |
| Address: 744 County Rd 87 GSC#8 | Due Date Requested: | Analysis Requested | | Preservation Codes: A - HCL, B - NaOH, C - Zn Acetate, D - Nitric Acid, E - NaHSO4, F - MeOH, G - Amchlor, H - Ascorbic Acid, I - Ice, J - DI Water, K - EDTA, L - EDA, M - Hexane, N - None, O - AsNaO2, P - Na2O4S, Q - Na2SO3, R - Na2S2O3, S - H2SO4, T - TSP Dodecahydrate, U - Acetone, V - MCAA, W - pH 4-5, Z - other (specify), Other: |
| City: Calera | TAT Requested (days): Routine | | | |
| State, Zip: AL, 35040 | | | | |
| Phone: 205-664-6197 | PO #: APC67309-0001 | | | |
| Email: lbmidkif@southernco.com | WO #: | | | |
| Project Name: CCR | Project #: 40007143 | | | |
| Site: Gorgas Ash Pond 1303 | SSOW#: | | | |

| Sample Identification - Client ID (Lab ID) | Sample Date | Sample Time | Sample Type (C=comp, G=grab) | Matrix (W=water, S=solid, O=waste/oil, BT=Tissue, A=Air) | Field Filtered Sample (Yes or No) | Perform MS/MSD (Yes or No) | SM 4500 F_C | SM 4500 CL_E | SM 4500 SO4_E | 9315_Ra226; 9320_Ra228; Ra226Ra228_GFPC | Total Number of containers | Special Instructions/Note: |
|---|---|---|---|---|---|---|---|---|---|---|---|---|
| | | | Preservation Code: | | | | | | | | | |
| BA17919 | 9/23/20 | 11:37 | G | Water | | | | | | X | 1 | MW-15 |
| BA17920 | 9/23/20 | 13:49 | G | Water | | | | | | X | 1 | MW-17V |
| BA17921 | 9/23/20 | 16:37 | G | Water | | | | | | X | 1 | MW-21V |

Note: Since laboratory accreditations are subject to change, TestAmerica Laboratories, Inc. places the ownership of method, analyte & accreditation compliance upon out subcontract laboratories. This sample shipment is forwarded under chain-of-custody. If the laboratory does not currently maintain accreditation in the State of Origin listed above for analysis/tests/matrix being analyzed, the samples must be shipped back to the TestAmerica laboratory or other instructions will be provided. Any changes to accreditation status should be brought to TestAmerica Laboratories, Inc. attention immediately. If all requested accreditations are current to date, return the signed Chain of Custody attesting to said complicance to TestAmerica Laboratories, Inc.

| Possible Hazard Identification: Unconfirmed | Sample Disposal ( A fee may be assessed if samples are retained longer than 1 month): ☐ Return To Client ☐ Disposal By Lab ☐ Archive For _____ Months |
|---|---|
| Deliverable Requested: I, II, III, IV, Other (specify) | 44048 Special Instructions/QC Requirements: |

| Empty Kit Relinquished by: | Date: | Time: | Method of Shipment: | | |
|---|---|---|---|---|---|
| Relinquished by: Laura Midkiff | Date/Time: 09/28/2020 1100 | Water APC | Received by: Kathy Rainey | Date/Time: 9-30-20 1240 | Company: ETA |
| Relinquished by: | Date/Time: | Company | Received by: | Date/Time: | Company |
| Relinquished by: | | 0 Company | Received by: | Date/Time: | Company |
| Custody Seals Intact: | | | Cooler Temperature(s) °C and Other Remarks: | | |

Ver: 09/20/2016

# Login Sample Receipt Checklist

Client: Alabama Power General Test Laboratory

Job Number: 400-193810-1
SDG Number: Gorgas Ash Pond 1303

**Login Number: 193810**
**List Number: 1**
**Creator: Stitz, Elizabeth H**

**List Source: Eurofins TestAmerica, Pensacola**

| Question | Answer | Comment |
|---|---|---|
| Radioactivity wasn't checked or is </= background as measured by a survey meter. | N/A | |
| The cooler's custody seal, if present, is intact. | True | |
| Sample custody seals, if present, are intact. | N/A | |
| The cooler or samples do not appear to have been compromised or tampered with. | True | |
| Samples were received on ice. | N/A | Thermal preservation not required. |
| Cooler Temperature is acceptable. | True | |
| Cooler Temperature is recorded. | True | 19.9, 21.1, 20.7°C IR 9 |
| COC is present. | True | |
| COC is filled out in ink and legible. | True | |
| COC is filled out with all pertinent information. | True | |
| Is the Field Sampler's name present on COC? | True | |
| There are no discrepancies between the containers received and the COC. | True | |
| Samples are received within Holding Time (excluding tests with immediate HTs) | True | |
| Sample containers have legible labels. | True | |
| Containers are not broken or leaking. | True | |
| Sample collection date/times are provided. | True | |
| Appropriate sample containers are used. | True | |
| Sample bottles are completely filled. | True | |
| Sample Preservation Verified. | N/A | |
| There is sufficient vol. for all requested analyses, incl. any requested MS/MSDs | True | |
| Containers requiring zero headspace have no headspace or bubble is <6mm (1/4"). | N/A | |
| Multiphasic samples are not present. | True | |
| Samples do not require splitting or compositing. | True | |
| Residual Chlorine Checked. | N/A | |

# Login Sample Receipt Checklist

Client: Alabama Power General Test Laboratory

Job Number: 400-193810-1
SDG Number: Gorgas Ash Pond 1303

**Login Number: 193810**
**List Number: 2**
**Creator: Korrinhizer, Micha L**

**List Source: Eurofins TestAmerica, St. Louis**
**List Creation: 10/04/20 07:40 AM**

| Question | Answer | Comment |
|---|---|---|
| Radioactivity wasn't checked or is </= background as measured by a survey meter. | True | |
| The cooler's custody seal, if present, is intact. | True | |
| Sample custody seals, if present, are intact. | True | |
| The cooler or samples do not appear to have been compromised or tampered with. | True | |
| Samples were received on ice. | N/A | |
| Cooler Temperature is acceptable. | True | |
| Cooler Temperature is recorded. | True | |
| COC is present. | True | |
| COC is filled out in ink and legible. | True | |
| COC is filled out with all pertinent information. | True | |
| Is the Field Sampler's name present on COC? | True | |
| There are no discrepancies between the containers received and the COC. | True | |
| Samples are received within Holding Time (excluding tests with immediate HTs) | True | |
| Sample containers have legible labels. | True | |
| Containers are not broken or leaking. | True | |
| Sample collection date/times are provided. | True | |
| Appropriate sample containers are used. | True | |
| Sample bottles are completely filled. | True | |
| Sample Preservation Verified. | True | |
| There is sufficient vol. for all requested analyses, incl. any requested MS/MSDs | True | |
| Containers requiring zero headspace have no headspace or bubble is <6mm (1/4"). | True | |
| Multiphasic samples are not present. | True | |
| Samples do not require splitting or compositing. | True | |
| Residual Chlorine Checked. | N/A | |

# Accreditation/Certification Summary

Client: Alabama Power General Test Laboratory
Project/Site: CCR Plant Gorgas

Job ID: 400-193810-1
SDG: Gorgas Ash Pond 1303

## Laboratory: Eurofins TestAmerica, St. Louis

All accreditations/certifications held by this laboratory are listed. Not all accreditations/certifications are applicable to this report.

| Authority | Program | Identification Number | Expiration Date |
|---|---|---|---|
| Alaska (UST) | State | 20-001 | 05-06-22 |
| ANAB | Dept. of Defense ELAP | L2305 | 04-06-22 |
| ANAB | Dept. of Energy | L2305.01 | 04-06-22 |
| ANAB | ISO/IEC 17025 | L2305 | 04-06-22 |
| Arizona | State | AZ0813 | 12-08-20 |
| California | Los Angeles County Sanitation Districts | 10259 | 06-30-21 |
| California | State | 2886 | 06-30-21 |
| Connecticut | State | PH-0241 | 03-31-21 |
| Florida | NELAP | E87689 | 06-30-21 |
| HI - RadChem Recognition | State | n/a | 06-30-21 |
| Illinois | NELAP | 004553 | 11-30-20 |
| Iowa | State | 373 | 12-01-20 |
| Kentucky (DW) | State | KY90125 | 12-31-20 |
| Louisiana | NELAP | 04080 | 06-30-21 |
| Louisiana (DW) | State | LA011 | 12-31-20 |
| Maryland | State | 310 | 09-30-21 |
| MI - RadChem Recognition | State | 9005 | 06-30-21 |
| Missouri | State | 780 | 06-30-22 |
| Nevada | State | MO000542020-1 | 07-31-21 |
| New Jersey | NELAP | MO002 | 06-30-21 |
| New York | NELAP | 11616 | 04-01-21 |
| North Dakota | State | R-207 | 06-30-21 |
| NRC | NRC | 24-24817-01 | 12-31-22 |
| Oklahoma | State | 9997 | 08-31-21 |
| Oregon | NELAP | 4157 | 09-01-21 |
| Pennsylvania | NELAP | 68-00540 | 02-28-21 |
| South Carolina | State | 85002001 | 06-30-21 |
| Texas | NELAP | T104704193-19-13 | 07-31-21 |
| US Fish & Wildlife | US Federal Programs | 058448 | 07-31-21 |
| USDA | US Federal Programs | P330-17-00028 | 03-11-23 |
| Utah | NELAP | MO000542019-11 | 07-31-21 |
| Virginia | NELAP | 10310 | 06-14-21 |
| Washington | State | C592 | 08-30-21 |
| West Virginia DEP | State | 381 | 10-31-21 |

# Alabama Power Company
# Plant Gorgas Ash Pond

| WELL ID | READING TIME | DESCRIPTION | VALUE | UNIT |
|---|---|---|---|---|
| GS-AP-MW-25HA | 9/17/2020 8:15 | Conductivity | 1134.41 | uS/cm |
| GS-AP-MW-25HA | 9/17/2020 8:15 | DO | 0.4 | mg/L |
| GS-AP-MW-25HA | 9/17/2020 8:15 | Depth to Water Detail | 177.01 | ft |
| GS-AP-MW-25HA | 9/17/2020 8:15 | Oxidation Reduction Potention | -157.42 | mv |
| GS-AP-MW-25HA | 9/17/2020 8:15 | pH | 8.66 | pH |
| GS-AP-MW-25HA | 9/17/2020 8:15 | Temperature | 19.29 | C |
| GS-AP-MW-25HA | 9/17/2020 8:15 | Turbidity | 3.21 | NTU |
| GS-AP-MW-25HA | 9/17/2020 8:20 | Conductivity | 1147.08 | uS/cm |
| GS-AP-MW-25HA | 9/17/2020 8:20 | DO | 0.22 | mg/L |
| GS-AP-MW-25HA | 9/17/2020 8:20 | Depth to Water Detail | 177.36 | ft |
| GS-AP-MW-25HA | 9/17/2020 8:20 | Oxidation Reduction Potention | -203.16 | mv |
| GS-AP-MW-25HA | 9/17/2020 8:20 | pH | 8.83 | pH |
| GS-AP-MW-25HA | 9/17/2020 8:20 | Temperature | 19.25 | C |
| GS-AP-MW-25HA | 9/17/2020 8:20 | Turbidity | 3.87 | NTU |
| GS-AP-MW-25HA | 9/17/2020 8:25 | Conductivity | 1147 | uS/cm |
| GS-AP-MW-25HA | 9/17/2020 8:25 | DO | 0.17 | mg/L |
| GS-AP-MW-25HA | 9/17/2020 8:25 | Depth to Water Detail | 177.72 | ft |
| GS-AP-MW-25HA | 9/17/2020 8:25 | Oxidation Reduction Potention | -215.81 | mv |
| GS-AP-MW-25HA | 9/17/2020 8:25 | pH | 8.86 | pH |
| GS-AP-MW-25HA | 9/17/2020 8:25 | Temperature | 19.11 | C |
| GS-AP-MW-25HA | 9/17/2020 8:25 | Turbidity | 3.2 | NTU |
| GS-AP-MW-25HA | 9/17/2020 8:30 | Conductivity | 1138.87 | uS/cm |
| GS-AP-MW-25HA | 9/17/2020 8:30 | DO | 0.09 | mg/L |
| GS-AP-MW-25HA | 9/17/2020 8:30 | Depth to Water Detail | 177.89 | ft |
| GS-AP-MW-25HA | 9/17/2020 8:30 | Oxidation Reduction Potention | -217.98 | mv |
| GS-AP-MW-25HA | 9/17/2020 8:30 | pH | 8.84 | pH |
| GS-AP-MW-25HA | 9/17/2020 8:30 | Temperature | 19.25 | C |
| GS-AP-MW-25HA | 9/17/2020 8:30 | Turbidity | 4.34 | NTU |
| GS-AP-MW-25HA | 9/17/2020 8:35 | Conductivity | 1437.01 | uS/cm |
| GS-AP-MW-25HA | 9/17/2020 8:35 | DO | 0.06 | mg/L |
| GS-AP-MW-25HA | 9/17/2020 8:35 | Depth to Water Detail | 178.12 | ft |
| GS-AP-MW-25HA | 9/17/2020 8:35 | Oxidation Reduction Potention | -215.36 | mv |
| GS-AP-MW-25HA | 9/17/2020 8:35 | pH | 8.83 | pH |
| GS-AP-MW-25HA | 9/17/2020 8:35 | Temperature | 19.26 | C |
| GS-AP-MW-25HA | 9/17/2020 8:35 | Turbidity | 4.62 | NTU |
| GS-AP-MW-25HA | 9/17/2020 8:40 | Conductivity | 1147.75 | uS/cm |
| GS-AP-MW-25HA | 9/17/2020 8:40 | DO | 0.04 | mg/L |
| GS-AP-MW-25HA | 9/17/2020 8:40 | Depth to Water Detail | 178.24 | ft |
| GS-AP-MW-25HA | 9/17/2020 8:40 | Oxidation Reduction Potention | -212.43 | mv |
| GS-AP-MW-25HA | 9/17/2020 8:40 | pH | 8.82 | pH |
| GS-AP-MW-25HA | 9/17/2020 8:40 | Temperature | 19.23 | C |
| GS-AP-MW-25HA | 9/17/2020 8:40 | Turbidity | 4.53 | NTU |
| GS-AP-MW-25HA | 9/17/2020 8:45 | Conductivity | 1258.93 | uS/cm |
| GS-AP-MW-25HA | 9/17/2020 8:45 | DO | 0.03 | mg/L |
| GS-AP-MW-25HA | 9/17/2020 8:45 | Depth to Water Detail | 178.4 | ft |
| GS-AP-MW-25HA | 9/17/2020 8:45 | Oxidation Reduction Potention | -208.58 | mv |

# Alabama Power Company
# Plant Gorgas Ash Pond

| WELL ID | READING TIME | DESCRIPTION | VALUE | UNIT |
|---|---|---|---|---|
| GS-AP-MW-25HA | 9/17/2020 8:45 | pH | 8.81 | pH |
| GS-AP-MW-25HA | 9/17/2020 8:45 | Temperature | 19.27 | C |
| GS-AP-MW-25HA | 9/17/2020 8:45 | Turbidity | 3.96 | NTU |
| GS-AP-MW-25HA | 9/17/2020 8:50 | Conductivity | 1284.67 | uS/cm |
| GS-AP-MW-25HA | 9/17/2020 8:50 | DO | 0.03 | mg/L |
| GS-AP-MW-25HA | 9/17/2020 8:50 | Depth to Water Detail | 178.51 | ft |
| GS-AP-MW-25HA | 9/17/2020 8:50 | Oxidation Reduction Potention | -206.02 | mv |
| GS-AP-MW-25HA | 9/17/2020 8:50 | pH | 8.81 | pH |
| GS-AP-MW-25HA | 9/17/2020 8:50 | Temperature | 19.18 | C |
| GS-AP-MW-25HA | 9/17/2020 8:50 | Turbidity | 4.07 | NTU |
| GS-AP-MW-25HA | 9/17/2020 8:55 | Conductivity | 1440.34 | uS/cm |
| GS-AP-MW-25HA | 9/17/2020 8:55 | DO | 0.02 | mg/L |
| GS-AP-MW-25HA | 9/17/2020 8:55 | Depth to Water Detail | 178.66 | ft |
| GS-AP-MW-25HA | 9/17/2020 8:55 | Oxidation Reduction Potention | -202.73 | mv |
| GS-AP-MW-25HA | 9/17/2020 8:55 | pH | 8.81 | pH |
| GS-AP-MW-25HA | 9/17/2020 8:55 | Temperature | 19.23 | C |
| GS-AP-MW-25HA | 9/17/2020 8:55 | Turbidity | 3.11 | NTU |
| GS-AP-MW-25HA | 9/17/2020 9:00 | Conductivity | 1455.47 | uS/cm |
| GS-AP-MW-25HA | 9/17/2020 9:00 | DO | 0.02 | mg/L |
| GS-AP-MW-25HA | 9/17/2020 9:00 | Depth to Water Detail | 178.78 | ft |
| GS-AP-MW-25HA | 9/17/2020 9:00 | Oxidation Reduction Potention | -201.66 | mv |
| GS-AP-MW-25HA | 9/17/2020 9:00 | pH | 8.82 | pH |
| GS-AP-MW-25HA | 9/17/2020 9:00 | Temperature | 19.36 | C |
| GS-AP-MW-25HA | 9/17/2020 9:00 | Turbidity | 3.06 | NTU |
| GS-AP-MW-25HA | 9/17/2020 9:05 | Conductivity | 1481.12 | uS/cm |
| GS-AP-MW-25HA | 9/17/2020 9:05 | DO | 0.02 | mg/L |
| GS-AP-MW-25HA | 9/17/2020 9:05 | Depth to Water Detail | 178.85 | ft |
| GS-AP-MW-25HA | 9/17/2020 9:05 | Oxidation Reduction Potention | -200.46 | mv |
| GS-AP-MW-25HA | 9/17/2020 9:05 | pH | 8.83 | pH |
| GS-AP-MW-25HA | 9/17/2020 9:05 | Temperature | 19.44 | C |
| GS-AP-MW-25HA | 9/17/2020 9:05 | Turbidity | 3.01 | NTU |

# Alabama Power Company
# Plant Gorgas Ash Pond

| WELL ID | READING TIME | DESCRIPTION | VALUE | UNIT |
|---|---|---|---|---|
| GS-AP-MW-36H | 9/17/2020 14:08 | Conductivity | 494.79 | uS/cm |
| GS-AP-MW-36H | 9/17/2020 14:08 | DO | 0.61 | mg/L |
| GS-AP-MW-36H | 9/17/2020 14:08 | Depth to Water Detail | 237.81 | ft |
| GS-AP-MW-36H | 9/17/2020 14:08 | Oxidation Reduction Potention | -98.46 | mv |
| GS-AP-MW-36H | 9/17/2020 14:08 | pH | 7.31 | pH |
| GS-AP-MW-36H | 9/17/2020 14:08 | Temperature | 22.48 | C |
| GS-AP-MW-36H | 9/17/2020 14:08 | Turbidity | 2.77 | NTU |
| GS-AP-MW-36H | 9/17/2020 14:13 | Conductivity | 547.3 | uS/cm |
| GS-AP-MW-36H | 9/17/2020 14:13 | DO | 0.24 | mg/L |
| GS-AP-MW-36H | 9/17/2020 14:13 | Depth to Water Detail | 238.27 | ft |
| GS-AP-MW-36H | 9/17/2020 14:13 | Oxidation Reduction Potention | -200.91 | mv |
| GS-AP-MW-36H | 9/17/2020 14:13 | pH | 7.7 | pH |
| GS-AP-MW-36H | 9/17/2020 14:13 | Temperature | 21.88 | C |
| GS-AP-MW-36H | 9/17/2020 14:13 | Turbidity | 2.03 | NTU |
| GS-AP-MW-36H | 9/17/2020 14:18 | Conductivity | 575.28 | uS/cm |
| GS-AP-MW-36H | 9/17/2020 14:18 | DO | 0.2 | mg/L |
| GS-AP-MW-36H | 9/17/2020 14:18 | Depth to Water Detail | 238.89 | ft |
| GS-AP-MW-36H | 9/17/2020 14:18 | Oxidation Reduction Potention | -178.71 | mv |
| GS-AP-MW-36H | 9/17/2020 14:18 | pH | 7.93 | pH |
| GS-AP-MW-36H | 9/17/2020 14:18 | Temperature | 21.69 | C |
| GS-AP-MW-36H | 9/17/2020 14:18 | Turbidity | 1.77 | NTU |
| GS-AP-MW-36H | 9/17/2020 14:23 | Conductivity | 580.65 | uS/cm |
| GS-AP-MW-36H | 9/17/2020 14:23 | DO | 0.17 | mg/L |
| GS-AP-MW-36H | 9/17/2020 14:23 | Depth to Water Detail | 239.55 | ft |
| GS-AP-MW-36H | 9/17/2020 14:23 | Oxidation Reduction Potention | -175.15 | mv |
| GS-AP-MW-36H | 9/17/2020 14:23 | pH | 8.07 | pH |
| GS-AP-MW-36H | 9/17/2020 14:23 | Temperature | 21.6 | C |
| GS-AP-MW-36H | 9/17/2020 14:23 | Turbidity | 1.94 | NTU |
| GS-AP-MW-36H | 9/17/2020 14:28 | Conductivity | 581.07 | uS/cm |
| GS-AP-MW-36H | 9/17/2020 14:28 | DO | 0.16 | mg/L |
| GS-AP-MW-36H | 9/17/2020 14:28 | Depth to Water Detail | 240.06 | ft |
| GS-AP-MW-36H | 9/17/2020 14:28 | Oxidation Reduction Potention | -173.47 | mv |
| GS-AP-MW-36H | 9/17/2020 14:28 | pH | 8.11 | pH |
| GS-AP-MW-36H | 9/17/2020 14:28 | Temperature | 21.54 | C |
| GS-AP-MW-36H | 9/17/2020 14:28 | Turbidity | 1.9 | NTU |
| GS-AP-MW-36H | 9/17/2020 14:33 | Conductivity | 580.44 | uS/cm |
| GS-AP-MW-36H | 9/17/2020 14:33 | DO | 0.13 | mg/L |
| GS-AP-MW-36H | 9/17/2020 14:33 | Depth to Water Detail | 240.66 | ft |
| GS-AP-MW-36H | 9/17/2020 14:33 | Oxidation Reduction Potention | -172.7 | mv |
| GS-AP-MW-36H | 9/17/2020 14:33 | pH | 8.13 | pH |
| GS-AP-MW-36H | 9/17/2020 14:33 | Temperature | 20.94 | C |
| GS-AP-MW-36H | 9/17/2020 14:33 | Turbidity | 1.43 | NTU |
| GS-AP-MW-36H | 9/17/2020 14:38 | Conductivity | 577.85 | uS/cm |
| GS-AP-MW-36H | 9/17/2020 14:38 | DO | 0.13 | mg/L |
| GS-AP-MW-36H | 9/17/2020 14:38 | Depth to Water Detail | 241.19 | ft |
| GS-AP-MW-36H | 9/17/2020 14:38 | Oxidation Reduction Potention | -171.5 | mv |

# Alabama Power Company
# Plant Gorgas Ash Pond

| WELL ID | READING TIME | DESCRIPTION | VALUE | UNIT |
|---|---|---|---|---|
| GS-AP-MW-36H | 9/17/2020 14:38 | pH | 8.13 | pH |
| GS-AP-MW-36H | 9/17/2020 14:38 | Temperature | 21.25 | C |
| GS-AP-MW-36H | 9/17/2020 14:38 | Turbidity | 1.08 | NTU |
| GS-AP-MW-36H | 9/17/2020 14:43 | Conductivity | 574.36 | uS/cm |
| GS-AP-MW-36H | 9/17/2020 14:43 | DO | 0.12 | mg/L |
| GS-AP-MW-36H | 9/17/2020 14:43 | Depth to Water Detail | 241.69 | ft |
| GS-AP-MW-36H | 9/17/2020 14:43 | Oxidation Reduction Potention | -170.91 | mv |
| GS-AP-MW-36H | 9/17/2020 14:43 | pH | 8.14 | pH |
| GS-AP-MW-36H | 9/17/2020 14:43 | Temperature | 20.86 | C |
| GS-AP-MW-36H | 9/17/2020 14:43 | Turbidity | 0.97 | NTU |
| GS-AP-MW-36H | 9/17/2020 14:48 | Conductivity | 570.94 | uS/cm |
| GS-AP-MW-36H | 9/17/2020 14:48 | DO | 0.14 | mg/L |
| GS-AP-MW-36H | 9/17/2020 14:48 | Depth to Water Detail | 242 | ft |
| GS-AP-MW-36H | 9/17/2020 14:48 | Oxidation Reduction Potention | -169.52 | mv |
| GS-AP-MW-36H | 9/17/2020 14:48 | pH | 8.13 | pH |
| GS-AP-MW-36H | 9/17/2020 14:48 | Temperature | 21.77 | C |
| GS-AP-MW-36H | 9/17/2020 14:48 | Turbidity | 0.96 | NTU |
| GS-AP-MW-36H | 9/17/2020 14:53 | Conductivity | 568.37 | uS/cm |
| GS-AP-MW-36H | 9/17/2020 14:53 | DO | 0.21 | mg/L |
| GS-AP-MW-36H | 9/17/2020 14:53 | Depth to Water Detail | 242.16 | ft |
| GS-AP-MW-36H | 9/17/2020 14:53 | Oxidation Reduction Potention | -159.21 | mv |
| GS-AP-MW-36H | 9/17/2020 14:53 | pH | 8.12 | pH |
| GS-AP-MW-36H | 9/17/2020 14:53 | Temperature | 23.75 | C |
| GS-AP-MW-36H | 9/17/2020 14:53 | Turbidity | 0.92 | NTU |
| GS-AP-MW-36H | 9/17/2020 14:58 | Conductivity | 561.02 | uS/cm |
| GS-AP-MW-36H | 9/17/2020 14:58 | DO | 0.18 | mg/L |
| GS-AP-MW-36H | 9/17/2020 14:58 | Depth to Water Detail | 242.23 | ft |
| GS-AP-MW-36H | 9/17/2020 14:58 | Oxidation Reduction Potention | -164.2 | mv |
| GS-AP-MW-36H | 9/17/2020 14:58 | pH | 8.18 | pH |
| GS-AP-MW-36H | 9/17/2020 14:58 | Temperature | 22.22 | C |
| GS-AP-MW-36H | 9/17/2020 14:58 | Turbidity | 0.93 | NTU |

# Alabama Power Company
# Plant Gorgas Ash Pond

| WELL ID | READING TIME | DESCRIPTION | VALUE | UNIT |
|---|---|---|---|---|
| GS-AP-PZ-16 | 9/17/2020 11:17 | Conductivity | 545.3 | uS/cm |
| GS-AP-PZ-16 | 9/17/2020 11:17 | DO | 4.28 | mg/L |
| GS-AP-PZ-16 | 9/17/2020 11:17 | Depth to Water Detail | 185.66 | ft |
| GS-AP-PZ-16 | 9/17/2020 11:17 | Oxidation Reduction Potention | -43.98 | mv |
| GS-AP-PZ-16 | 9/17/2020 11:17 | pH | 8.61 | pH |
| GS-AP-PZ-16 | 9/17/2020 11:17 | Temperature | 21.64 | C |
| GS-AP-PZ-16 | 9/17/2020 11:17 | Turbidity | 5.63 | NTU |
| GS-AP-PZ-16 | 9/17/2020 11:22 | Conductivity | 556.51 | uS/cm |
| GS-AP-PZ-16 | 9/17/2020 11:22 | DO | 0.73 | mg/L |
| GS-AP-PZ-16 | 9/17/2020 11:22 | Depth to Water Detail | 185.66 | ft |
| GS-AP-PZ-16 | 9/17/2020 11:22 | Oxidation Reduction Potention | -144.12 | mv |
| GS-AP-PZ-16 | 9/17/2020 11:22 | pH | 8.07 | pH |
| GS-AP-PZ-16 | 9/17/2020 11:22 | Temperature | 20.02 | C |
| GS-AP-PZ-16 | 9/17/2020 11:22 | Turbidity | 6.63 | NTU |
| GS-AP-PZ-16 | 9/17/2020 11:27 | Conductivity | 604.35 | uS/cm |
| GS-AP-PZ-16 | 9/17/2020 11:27 | DO | 0.34 | mg/L |
| GS-AP-PZ-16 | 9/17/2020 11:27 | Depth to Water Detail | 185.66 | ft |
| GS-AP-PZ-16 | 9/17/2020 11:27 | Oxidation Reduction Potention | -166.64 | mv |
| GS-AP-PZ-16 | 9/17/2020 11:27 | pH | 8.14 | pH |
| GS-AP-PZ-16 | 9/17/2020 11:27 | Temperature | 19.32 | C |
| GS-AP-PZ-16 | 9/17/2020 11:27 | Turbidity | 8.33 | NTU |
| GS-AP-PZ-16 | 9/17/2020 11:32 | Conductivity | 604.01 | uS/cm |
| GS-AP-PZ-16 | 9/17/2020 11:32 | DO | 0.21 | mg/L |
| GS-AP-PZ-16 | 9/17/2020 11:32 | Depth to Water Detail | 185.66 | ft |
| GS-AP-PZ-16 | 9/17/2020 11:32 | Oxidation Reduction Potention | -177.06 | mv |
| GS-AP-PZ-16 | 9/17/2020 11:32 | pH | 8.2 | pH |
| GS-AP-PZ-16 | 9/17/2020 11:32 | Temperature | 20.66 | C |
| GS-AP-PZ-16 | 9/17/2020 11:32 | Turbidity | 5.46 | NTU |
| GS-AP-PZ-16 | 9/17/2020 11:37 | Conductivity | 599.45 | uS/cm |
| GS-AP-PZ-16 | 9/17/2020 11:37 | DO | 0.14 | mg/L |
| GS-AP-PZ-16 | 9/17/2020 11:37 | Depth to Water Detail | 185.66 | ft |
| GS-AP-PZ-16 | 9/17/2020 11:37 | Oxidation Reduction Potention | -226.01 | mv |
| GS-AP-PZ-16 | 9/17/2020 11:37 | pH | 8.83 | pH |
| GS-AP-PZ-16 | 9/17/2020 11:37 | Temperature | 18.3 | C |
| GS-AP-PZ-16 | 9/17/2020 11:37 | Turbidity | 5.65 | NTU |
| GS-AP-PZ-16 | 9/17/2020 11:42 | Conductivity | 604.99 | uS/cm |
| GS-AP-PZ-16 | 9/17/2020 11:42 | DO | 0.11 | mg/L |
| GS-AP-PZ-16 | 9/17/2020 11:42 | Depth to Water Detail | 185.66 | ft |
| GS-AP-PZ-16 | 9/17/2020 11:42 | Oxidation Reduction Potention | -231.21 | mv |
| GS-AP-PZ-16 | 9/17/2020 11:42 | pH | 9.14 | pH |
| GS-AP-PZ-16 | 9/17/2020 11:42 | Temperature | 18.51 | C |
| GS-AP-PZ-16 | 9/17/2020 11:42 | Turbidity | 3.59 | NTU |
| GS-AP-PZ-16 | 9/17/2020 11:47 | Conductivity | 607.44 | uS/cm |
| GS-AP-PZ-16 | 9/17/2020 11:47 | DO | 0.13 | mg/L |
| GS-AP-PZ-16 | 9/17/2020 11:47 | Depth to Water Detail | 185.66 | ft |
| GS-AP-PZ-16 | 9/17/2020 11:47 | Oxidation Reduction Potention | -220.51 | mv |

# Alabama Power Company
# Plant Gorgas Ash Pond

| WELL ID | READING TIME | DESCRIPTION | VALUE | UNIT |
|---|---|---|---|---|
| GS-AP-PZ-16 | 9/17/2020 11:47 | pH | 9.14 | pH |
| GS-AP-PZ-16 | 9/17/2020 11:47 | Temperature | 19.27 | C |
| GS-AP-PZ-16 | 9/17/2020 11:47 | Turbidity | 2.55 | NTU |
| GS-AP-PZ-16 | 9/17/2020 11:52 | Conductivity | 607.69 | uS/cm |
| GS-AP-PZ-16 | 9/17/2020 11:52 | DO | 0.2 | mg/L |
| GS-AP-PZ-16 | 9/17/2020 11:52 | Depth to Water Detail | 185.66 | ft |
| GS-AP-PZ-16 | 9/17/2020 11:52 | Oxidation Reduction Potention | -205.46 | mv |
| GS-AP-PZ-16 | 9/17/2020 11:52 | pH | 9.15 | pH |
| GS-AP-PZ-16 | 9/17/2020 11:52 | Temperature | 21.15 | C |
| GS-AP-PZ-16 | 9/17/2020 11:52 | Turbidity | 2.17 | NTU |

# Alabama Power Company
# Plant Gorgas Ash Pond

| WELL ID | READING TIME | DESCRIPTION | VALUE | UNIT |
|---|---|---|---|---|
| GS-AP-PZ-22 | 9/17/2020 12:44 | Conductivity | 634.57 | uS/cm |
| GS-AP-PZ-22 | 9/17/2020 12:44 | DO | 0.56 | mg/L |
| GS-AP-PZ-22 | 9/17/2020 12:44 | Depth to Water Detail | 255.79 | ft |
| GS-AP-PZ-22 | 9/17/2020 12:44 | Oxidation Reduction Potention | -198.39 | mv |
| GS-AP-PZ-22 | 9/17/2020 12:44 | pH | 8.15 | pH |
| GS-AP-PZ-22 | 9/17/2020 12:44 | Temperature | 21.21 | C |
| GS-AP-PZ-22 | 9/17/2020 12:44 | Turbidity | 2.09 | NTU |
| GS-AP-PZ-22 | 9/17/2020 12:49 | Conductivity | 655.36 | uS/cm |
| GS-AP-PZ-22 | 9/17/2020 12:49 | DO | 0.19 | mg/L |
| GS-AP-PZ-22 | 9/17/2020 12:49 | Depth to Water Detail | 255.79 | ft |
| GS-AP-PZ-22 | 9/17/2020 12:49 | Oxidation Reduction Potention | -239.15 | mv |
| GS-AP-PZ-22 | 9/17/2020 12:49 | pH | 8.61 | pH |
| GS-AP-PZ-22 | 9/17/2020 12:49 | Temperature | 20.27 | C |
| GS-AP-PZ-22 | 9/17/2020 12:49 | Turbidity | 1.61 | NTU |
| GS-AP-PZ-22 | 9/17/2020 12:54 | Conductivity | 665.81 | uS/cm |
| GS-AP-PZ-22 | 9/17/2020 12:54 | DO | 0.17 | mg/L |
| GS-AP-PZ-22 | 9/17/2020 12:54 | Depth to Water Detail | 255.79 | ft |
| GS-AP-PZ-22 | 9/17/2020 12:54 | Oxidation Reduction Potention | -220.26 | mv |
| GS-AP-PZ-22 | 9/17/2020 12:54 | pH | 8.66 | pH |
| GS-AP-PZ-22 | 9/17/2020 12:54 | Temperature | 20.56 | C |
| GS-AP-PZ-22 | 9/17/2020 12:54 | Turbidity | 1.24 | NTU |
| GS-AP-PZ-22 | 9/17/2020 12:59 | Conductivity | 669.49 | uS/cm |
| GS-AP-PZ-22 | 9/17/2020 12:59 | DO | 0.15 | mg/L |
| GS-AP-PZ-22 | 9/17/2020 12:59 | Depth to Water Detail | 255.79 | ft |
| GS-AP-PZ-22 | 9/17/2020 12:59 | Oxidation Reduction Potention | -217.6 | mv |
| GS-AP-PZ-22 | 9/17/2020 12:59 | pH | 8.78 | pH |
| GS-AP-PZ-22 | 9/17/2020 12:59 | Temperature | 20.21 | C |
| GS-AP-PZ-22 | 9/17/2020 12:59 | Turbidity | 1.1 | NTU |
| GS-AP-PZ-22 | 9/17/2020 13:04 | Conductivity | 646.98 | uS/cm |
| GS-AP-PZ-22 | 9/17/2020 13:04 | DO | 0.12 | mg/L |
| GS-AP-PZ-22 | 9/17/2020 13:04 | Depth to Water Detail | 255.79 | ft |
| GS-AP-PZ-22 | 9/17/2020 13:04 | Oxidation Reduction Potention | -224.73 | mv |
| GS-AP-PZ-22 | 9/17/2020 13:04 | pH | 8.81 | pH |
| GS-AP-PZ-22 | 9/17/2020 13:04 | Temperature | 20.48 | C |
| GS-AP-PZ-22 | 9/17/2020 13:04 | Turbidity | 2.3 | NTU |

# Alabama Power Company
# Plant Gorgas Ash Pond

| WELL ID | READING TIME | DESCRIPTION | VALUE | UNIT |
|---|---|---|---|---|
| GS-AP-MW-6V | 9/15/2020 14:32 | Conductivity | 1250.88 | uS/cm |
| GS-AP-MW-6V | 9/15/2020 14:32 | DO | 0.34 | mg/L |
| GS-AP-MW-6V | 9/15/2020 14:32 | Depth to Water Detail | 75.18 | ft |
| GS-AP-MW-6V | 9/15/2020 14:32 | Oxidation Reduction Potention | -128.83 | mv |
| GS-AP-MW-6V | 9/15/2020 14:32 | pH | 8.77 | pH |
| GS-AP-MW-6V | 9/15/2020 14:32 | Temperature | 21.25 | C |
| GS-AP-MW-6V | 9/15/2020 14:32 | Turbidity | 5.82 | NTU |
| GS-AP-MW-6V | 9/15/2020 14:37 | Conductivity | 1146.18 | uS/cm |
| GS-AP-MW-6V | 9/15/2020 14:37 | DO | 0.32 | mg/L |
| GS-AP-MW-6V | 9/15/2020 14:37 | Depth to Water Detail | 75.39 | ft |
| GS-AP-MW-6V | 9/15/2020 14:37 | Oxidation Reduction Potention | -128.19 | mv |
| GS-AP-MW-6V | 9/15/2020 14:37 | pH | 8.77 | pH |
| GS-AP-MW-6V | 9/15/2020 14:37 | Temperature | 21.29 | C |
| GS-AP-MW-6V | 9/15/2020 14:37 | Turbidity | 5.52 | NTU |
| GS-AP-MW-6V | 9/15/2020 14:42 | Conductivity | 1133.73 | uS/cm |
| GS-AP-MW-6V | 9/15/2020 14:42 | DO | 0.31 | mg/L |
| GS-AP-MW-6V | 9/15/2020 14:42 | Depth to Water Detail | 75.58 | ft |
| GS-AP-MW-6V | 9/15/2020 14:42 | Oxidation Reduction Potention | -126.7 | mv |
| GS-AP-MW-6V | 9/15/2020 14:42 | pH | 8.77 | pH |
| GS-AP-MW-6V | 9/15/2020 14:42 | Temperature | 21.33 | C |
| GS-AP-MW-6V | 9/15/2020 14:42 | Turbidity | 6.36 | NTU |
| GS-AP-MW-6V | 9/15/2020 14:47 | Conductivity | 1155.5 | uS/cm |
| GS-AP-MW-6V | 9/15/2020 14:47 | DO | 0.31 | mg/L |
| GS-AP-MW-6V | 9/15/2020 14:47 | Depth to Water Detail | 75.86 | ft |
| GS-AP-MW-6V | 9/15/2020 14:47 | Oxidation Reduction Potention | -125.22 | mv |
| GS-AP-MW-6V | 9/15/2020 14:47 | pH | 8.75 | pH |
| GS-AP-MW-6V | 9/15/2020 14:47 | Temperature | 21.39 | C |
| GS-AP-MW-6V | 9/15/2020 14:47 | Turbidity | 6.87 | NTU |
| GS-AP-MW-6V | 9/15/2020 14:52 | Conductivity | 1328.88 | uS/cm |
| GS-AP-MW-6V | 9/15/2020 14:52 | DO | 0.33 | mg/L |
| GS-AP-MW-6V | 9/15/2020 14:52 | Depth to Water Detail | 76.13 | ft |
| GS-AP-MW-6V | 9/15/2020 14:52 | Oxidation Reduction Potention | -124.27 | mv |
| GS-AP-MW-6V | 9/15/2020 14:52 | pH | 8.76 | pH |
| GS-AP-MW-6V | 9/15/2020 14:52 | Temperature | 21.4 | C |
| GS-AP-MW-6V | 9/15/2020 14:52 | Turbidity | 8.09 | NTU |
| GS-AP-MW-6V | 9/15/2020 14:57 | Conductivity | 1233.12 | uS/cm |
| GS-AP-MW-6V | 9/15/2020 14:57 | DO | 0.31 | mg/L |
| GS-AP-MW-6V | 9/15/2020 14:57 | Depth to Water Detail | 76.31 | ft |
| GS-AP-MW-6V | 9/15/2020 14:57 | Oxidation Reduction Potention | -123.29 | mv |
| GS-AP-MW-6V | 9/15/2020 14:57 | pH | 8.76 | pH |
| GS-AP-MW-6V | 9/15/2020 14:57 | Temperature | 21.23 | C |
| GS-AP-MW-6V | 9/15/2020 14:57 | Turbidity | 6.01 | NTU |
| GS-AP-MW-6V | 9/15/2020 15:02 | Conductivity | 1136.21 | uS/cm |
| GS-AP-MW-6V | 9/15/2020 15:02 | DO | 0.33 | mg/L |
| GS-AP-MW-6V | 9/15/2020 15:02 | Depth to Water Detail | 76.69 | ft |
| GS-AP-MW-6V | 9/15/2020 15:02 | Oxidation Reduction Potention | -123.01 | mv |

# Alabama Power Company
# Plant Gorgas Ash Pond

| WELL ID | READING TIME | DESCRIPTION | VALUE | UNIT |
|---|---|---|---|---|
| GS-AP-MW-6V | 9/15/2020 15:02 | pH | 8.77 | pH |
| GS-AP-MW-6V | 9/15/2020 15:02 | Temperature | 21.33 | C |
| GS-AP-MW-6V | 9/15/2020 15:02 | Turbidity | 6.11 | NTU |
| GS-AP-MW-6V | 9/15/2020 15:07 | Conductivity | 1096.67 | uS/cm |
| GS-AP-MW-6V | 9/15/2020 15:07 | DO | 0.31 | mg/L |
| GS-AP-MW-6V | 9/15/2020 15:07 | Depth to Water Detail | 76.91 | ft |
| GS-AP-MW-6V | 9/15/2020 15:07 | Oxidation Reduction Potention | -122.69 | mv |
| GS-AP-MW-6V | 9/15/2020 15:07 | pH | 8.77 | pH |
| GS-AP-MW-6V | 9/15/2020 15:07 | Temperature | 21.45 | C |
| GS-AP-MW-6V | 9/15/2020 15:07 | Turbidity | 6.46 | NTU |
| GS-AP-MW-6V | 9/15/2020 15:12 | Conductivity | 1408.6 | uS/cm |
| GS-AP-MW-6V | 9/15/2020 15:12 | DO | 0.33 | mg/L |
| GS-AP-MW-6V | 9/15/2020 15:12 | Depth to Water Detail | 76.19 | ft |
| GS-AP-MW-6V | 9/15/2020 15:12 | Oxidation Reduction Potention | -121.47 | mv |
| GS-AP-MW-6V | 9/15/2020 15:12 | pH | 8.78 | pH |
| GS-AP-MW-6V | 9/15/2020 15:12 | Temperature | 21.1 | C |
| GS-AP-MW-6V | 9/15/2020 15:12 | Turbidity | 7.7 | NTU |
| GS-AP-MW-6V | 9/15/2020 15:17 | Conductivity | 1408.87 | uS/cm |
| GS-AP-MW-6V | 9/15/2020 15:17 | DO | 0.33 | mg/L |
| GS-AP-MW-6V | 9/15/2020 15:17 | Depth to Water Detail | 76.42 | ft |
| GS-AP-MW-6V | 9/15/2020 15:17 | Oxidation Reduction Potention | -119.39 | mv |
| GS-AP-MW-6V | 9/15/2020 15:17 | pH | 8.76 | pH |
| GS-AP-MW-6V | 9/15/2020 15:17 | Temperature | 21.2 | C |
| GS-AP-MW-6V | 9/15/2020 15:17 | Turbidity | 8.37 | NTU |
| GS-AP-MW-6V | 9/15/2020 15:22 | Conductivity | 1398.89 | uS/cm |
| GS-AP-MW-6V | 9/15/2020 15:22 | DO | 0.33 | mg/L |
| GS-AP-MW-6V | 9/15/2020 15:22 | Depth to Water Detail | 76.73 | ft |
| GS-AP-MW-6V | 9/15/2020 15:22 | Oxidation Reduction Potention | -119.13 | mv |
| GS-AP-MW-6V | 9/15/2020 15:22 | pH | 8.77 | pH |
| GS-AP-MW-6V | 9/15/2020 15:22 | Temperature | 21.2 | C |
| GS-AP-MW-6V | 9/15/2020 15:22 | Turbidity | 8.73 | NTU |
| GS-AP-MW-6V | 9/15/2020 15:27 | Conductivity | 1410.27 | uS/cm |
| GS-AP-MW-6V | 9/15/2020 15:27 | DO | 0.38 | mg/L |
| GS-AP-MW-6V | 9/15/2020 15:27 | Depth to Water Detail | 76.86 | ft |
| GS-AP-MW-6V | 9/15/2020 15:27 | Oxidation Reduction Potention | -118.45 | mv |
| GS-AP-MW-6V | 9/15/2020 15:27 | pH | 8.76 | pH |
| GS-AP-MW-6V | 9/15/2020 15:27 | Temperature | 21.49 | C |
| GS-AP-MW-6V | 9/15/2020 15:27 | Turbidity | 9.27 | NTU |
| GS-AP-MW-6V | 9/15/2020 15:32 | Conductivity | 1402.4 | uS/cm |
| GS-AP-MW-6V | 9/15/2020 15:32 | DO | 0.39 | mg/L |
| GS-AP-MW-6V | 9/15/2020 15:32 | Depth to Water Detail | 76.98 | ft |
| GS-AP-MW-6V | 9/15/2020 15:32 | Oxidation Reduction Potention | -117.33 | mv |
| GS-AP-MW-6V | 9/15/2020 15:32 | pH | 8.76 | pH |
| GS-AP-MW-6V | 9/15/2020 15:32 | Temperature | 21.26 | C |
| GS-AP-MW-6V | 9/15/2020 15:32 | Turbidity | 7.49 | NTU |

# Alabama Power Company
# Plant Gorgas Ash Pond

| WELL ID | READING TIME | DESCRIPTION | VALUE | UNIT |
|---|---|---|---|---|
| GS-AP-MW-7 | 9/16/2020 9:48 | Conductivity | 543.22 | uS/cm |
| GS-AP-MW-7 | 9/16/2020 9:48 | DO | 0.76 | mg/L |
| GS-AP-MW-7 | 9/16/2020 9:48 | Depth to Water Detail | 9.92 | ft |
| GS-AP-MW-7 | 9/16/2020 9:48 | Oxidation Reduction Potention | -7.94 | mv |
| GS-AP-MW-7 | 9/16/2020 9:48 | pH | 7.69 | pH |
| GS-AP-MW-7 | 9/16/2020 9:48 | Temperature | 19.1 | C |
| GS-AP-MW-7 | 9/16/2020 9:48 | Turbidity | 27.9 | NTU |
| GS-AP-MW-7 | 9/16/2020 9:53 | Conductivity | 541.03 | uS/cm |
| GS-AP-MW-7 | 9/16/2020 9:53 | DO | 0.48 | mg/L |
| GS-AP-MW-7 | 9/16/2020 9:53 | Depth to Water Detail | 10.02 | ft |
| GS-AP-MW-7 | 9/16/2020 9:53 | Oxidation Reduction Potention | -62.24 | mv |
| GS-AP-MW-7 | 9/16/2020 9:53 | pH | 7.71 | pH |
| GS-AP-MW-7 | 9/16/2020 9:53 | Temperature | 19.04 | C |
| GS-AP-MW-7 | 9/16/2020 9:53 | Turbidity | >10 | NTU |
| GS-AP-MW-7 | 9/16/2020 9:58 | Conductivity | 539.33 | uS/cm |
| GS-AP-MW-7 | 9/16/2020 9:58 | DO | 0.39 | mg/L |
| GS-AP-MW-7 | 9/16/2020 9:58 | Depth to Water Detail | 10.03 | ft |
| GS-AP-MW-7 | 9/16/2020 9:58 | Oxidation Reduction Potention | -92.02 | mv |
| GS-AP-MW-7 | 9/16/2020 9:58 | pH | 7.73 | pH |
| GS-AP-MW-7 | 9/16/2020 9:58 | Temperature | 18.93 | C |
| GS-AP-MW-7 | 9/16/2020 9:58 | Turbidity | >10 | NTU |
| GS-AP-MW-7 | 9/16/2020 10:03 | Conductivity | 537.64 | uS/cm |
| GS-AP-MW-7 | 9/16/2020 10:03 | DO | 0.36 | mg/L |
| GS-AP-MW-7 | 9/16/2020 10:03 | Depth to Water Detail | 10.03 | ft |
| GS-AP-MW-7 | 9/16/2020 10:03 | Oxidation Reduction Potention | -105.1 | mv |
| GS-AP-MW-7 | 9/16/2020 10:03 | pH | 7.69 | pH |
| GS-AP-MW-7 | 9/16/2020 10:03 | Temperature | 18.89 | C |
| GS-AP-MW-7 | 9/16/2020 10:03 | Turbidity | >10 | NTU |
| GS-AP-MW-7 | 9/16/2020 10:08 | Conductivity | 536.29 | uS/cm |
| GS-AP-MW-7 | 9/16/2020 10:08 | DO | 0.35 | mg/L |
| GS-AP-MW-7 | 9/16/2020 10:08 | Depth to Water Detail | 10.03 | ft |
| GS-AP-MW-7 | 9/16/2020 10:08 | Oxidation Reduction Potention | -114.78 | mv |
| GS-AP-MW-7 | 9/16/2020 10:08 | pH | 7.72 | pH |
| GS-AP-MW-7 | 9/16/2020 10:08 | Temperature | 18.76 | C |
| GS-AP-MW-7 | 9/16/2020 10:08 | Turbidity | >10 | NTU |
| GS-AP-MW-7 | 9/16/2020 10:13 | Conductivity | 535.81 | uS/cm |
| GS-AP-MW-7 | 9/16/2020 10:13 | DO | 0.35 | mg/L |
| GS-AP-MW-7 | 9/16/2020 10:13 | Depth to Water Detail | 10.03 | ft |
| GS-AP-MW-7 | 9/16/2020 10:13 | Oxidation Reduction Potention | -120.97 | mv |
| GS-AP-MW-7 | 9/16/2020 10:13 | pH | 7.74 | pH |
| GS-AP-MW-7 | 9/16/2020 10:13 | Temperature | 18.68 | C |
| GS-AP-MW-7 | 9/16/2020 10:13 | Turbidity | >10 | NTU |
| GS-AP-MW-7 | 9/16/2020 10:18 | Conductivity | 535.31 | uS/cm |
| GS-AP-MW-7 | 9/16/2020 10:18 | DO | 0.35 | mg/L |
| GS-AP-MW-7 | 9/16/2020 10:18 | Depth to Water Detail | 10.03 | ft |
| GS-AP-MW-7 | 9/16/2020 10:18 | Oxidation Reduction Potention | -124.93 | mv |

# Alabama Power Company
# Plant Gorgas Ash Pond

| WELL ID | READING TIME | DESCRIPTION | VALUE | UNIT |
|---|---|---|---|---|
| GS-AP-MW-7 | 9/16/2020 10:18 | pH | 7.74 | pH |
| GS-AP-MW-7 | 9/16/2020 10:18 | Temperature | 18.67 | C |
| GS-AP-MW-7 | 9/16/2020 10:18 | Turbidity | >10 | NTU |
| GS-AP-MW-7 | 9/16/2020 10:23 | Conductivity | 534.5 | uS/cm |
| GS-AP-MW-7 | 9/16/2020 10:23 | DO | 0.35 | mg/L |
| GS-AP-MW-7 | 9/16/2020 10:23 | Depth to Water Detail | 10.03 | ft |
| GS-AP-MW-7 | 9/16/2020 10:23 | Oxidation Reduction Potention | -125.86 | mv |
| GS-AP-MW-7 | 9/16/2020 10:23 | pH | 7.7 | pH |
| GS-AP-MW-7 | 9/16/2020 10:23 | Temperature | 18.64 | C |
| GS-AP-MW-7 | 9/16/2020 10:23 | Turbidity | >10 | NTU |
| GS-AP-MW-7 | 9/16/2020 10:28 | Conductivity | 534.11 | uS/cm |
| GS-AP-MW-7 | 9/16/2020 10:28 | DO | 0.35 | mg/L |
| GS-AP-MW-7 | 9/16/2020 10:28 | Depth to Water Detail | 10.03 | ft |
| GS-AP-MW-7 | 9/16/2020 10:28 | Oxidation Reduction Potention | -129.25 | mv |
| GS-AP-MW-7 | 9/16/2020 10:28 | pH | 7.72 | pH |
| GS-AP-MW-7 | 9/16/2020 10:28 | Temperature | 18.59 | C |
| GS-AP-MW-7 | 9/16/2020 10:28 | Turbidity | >10 | NTU |
| GS-AP-MW-7 | 9/16/2020 10:33 | Conductivity | 532.86 | uS/cm |
| GS-AP-MW-7 | 9/16/2020 10:33 | DO | 0.35 | mg/L |
| GS-AP-MW-7 | 9/16/2020 10:33 | Depth to Water Detail | 10.03 | ft |
| GS-AP-MW-7 | 9/16/2020 10:33 | Oxidation Reduction Potention | -132.25 | mv |
| GS-AP-MW-7 | 9/16/2020 10:33 | pH | 7.73 | pH |
| GS-AP-MW-7 | 9/16/2020 10:33 | Temperature | 18.53 | C |
| GS-AP-MW-7 | 9/16/2020 10:33 | Turbidity | >10 | NTU |
| GS-AP-MW-7 | 9/16/2020 10:38 | Conductivity | 532.34 | uS/cm |
| GS-AP-MW-7 | 9/16/2020 10:38 | DO | 0.35 | mg/L |
| GS-AP-MW-7 | 9/16/2020 10:38 | Depth to Water Detail | 10.03 | ft |
| GS-AP-MW-7 | 9/16/2020 10:38 | Oxidation Reduction Potention | -134.45 | mv |
| GS-AP-MW-7 | 9/16/2020 10:38 | pH | 7.74 | pH |
| GS-AP-MW-7 | 9/16/2020 10:38 | Temperature | 18.48 | C |
| GS-AP-MW-7 | 9/16/2020 10:38 | Turbidity | >10 | NTU |
| GS-AP-MW-7 | 9/16/2020 10:43 | Conductivity | 532.01 | uS/cm |
| GS-AP-MW-7 | 9/16/2020 10:43 | DO | 0.35 | mg/L |
| GS-AP-MW-7 | 9/16/2020 10:43 | Depth to Water Detail | 10.03 | ft |
| GS-AP-MW-7 | 9/16/2020 10:43 | Oxidation Reduction Potention | -136.37 | mv |
| GS-AP-MW-7 | 9/16/2020 10:43 | pH | 7.74 | pH |
| GS-AP-MW-7 | 9/16/2020 10:43 | Temperature | 18.49 | C |
| GS-AP-MW-7 | 9/16/2020 10:43 | Turbidity | >10 | NTU |
| GS-AP-MW-7 | 9/16/2020 10:48 | Conductivity | 531.56 | uS/cm |
| GS-AP-MW-7 | 9/16/2020 10:48 | DO | 0.35 | mg/L |
| GS-AP-MW-7 | 9/16/2020 10:48 | Depth to Water Detail | 10.03 | ft |
| GS-AP-MW-7 | 9/16/2020 10:48 | Oxidation Reduction Potention | -135.58 | mv |
| GS-AP-MW-7 | 9/16/2020 10:48 | pH | 7.71 | pH |
| GS-AP-MW-7 | 9/16/2020 10:48 | Temperature | 18.45 | C |
| GS-AP-MW-7 | 9/16/2020 10:48 | Turbidity | >10 | NTU |
| GS-AP-MW-7 | 9/16/2020 10:53 | Conductivity | 531.03 | uS/cm |

# Alabama Power Company
# Plant Gorgas Ash Pond

| WELL ID | READING TIME | DESCRIPTION | VALUE | UNIT |
|---|---|---|---|---|
| GS-AP-MW-7 | 9/16/2020 10:53 | DO | 0.35 | mg/L |
| GS-AP-MW-7 | 9/16/2020 10:53 | Depth to Water Detail | 10.03 | ft |
| GS-AP-MW-7 | 9/16/2020 10:53 | Oxidation Reduction Potention | -138.15 | mv |
| GS-AP-MW-7 | 9/16/2020 10:53 | pH | 7.73 | pH |
| GS-AP-MW-7 | 9/16/2020 10:53 | Temperature | 18.4 | C |
| GS-AP-MW-7 | 9/16/2020 10:53 | Turbidity | >10 | NTU |
| GS-AP-MW-7 | 9/16/2020 10:58 | Conductivity | 530.79 | uS/cm |
| GS-AP-MW-7 | 9/16/2020 10:58 | DO | 0.35 | mg/L |
| GS-AP-MW-7 | 9/16/2020 10:58 | Depth to Water Detail | 10.03 | ft |
| GS-AP-MW-7 | 9/16/2020 10:58 | Oxidation Reduction Potention | -139.48 | mv |
| GS-AP-MW-7 | 9/16/2020 10:58 | pH | 7.74 | pH |
| GS-AP-MW-7 | 9/16/2020 10:58 | Temperature | 18.37 | C |
| GS-AP-MW-7 | 9/16/2020 10:58 | Turbidity | >10 | NTU |
| GS-AP-MW-7 | 9/16/2020 11:03 | Conductivity | 530.42 | uS/cm |
| GS-AP-MW-7 | 9/16/2020 11:03 | DO | 0.35 | mg/L |
| GS-AP-MW-7 | 9/16/2020 11:03 | Depth to Water Detail | 10.03 | ft |
| GS-AP-MW-7 | 9/16/2020 11:03 | Oxidation Reduction Potention | -141.1 | mv |
| GS-AP-MW-7 | 9/16/2020 11:03 | pH | 7.75 | pH |
| GS-AP-MW-7 | 9/16/2020 11:03 | Temperature | 18.37 | C |
| GS-AP-MW-7 | 9/16/2020 11:03 | Turbidity | >10 | NTU |
| GS-AP-MW-7 | 9/16/2020 11:08 | Conductivity | 530.09 | uS/cm |
| GS-AP-MW-7 | 9/16/2020 11:08 | DO | 0.34 | mg/L |
| GS-AP-MW-7 | 9/16/2020 11:08 | Depth to Water Detail | 10.03 | ft |
| GS-AP-MW-7 | 9/16/2020 11:08 | Oxidation Reduction Potention | -139.75 | mv |
| GS-AP-MW-7 | 9/16/2020 11:08 | pH | 7.71 | pH |
| GS-AP-MW-7 | 9/16/2020 11:08 | Temperature | 18.41 | C |
| GS-AP-MW-7 | 9/16/2020 11:08 | Turbidity | >10 | NTU |
| GS-AP-MW-7 | 9/16/2020 11:13 | Conductivity | 530.13 | uS/cm |
| GS-AP-MW-7 | 9/16/2020 11:13 | DO | 0.34 | mg/L |
| GS-AP-MW-7 | 9/16/2020 11:13 | Depth to Water Detail | 10.03 | ft |
| GS-AP-MW-7 | 9/16/2020 11:13 | Oxidation Reduction Potention | -141.35 | mv |
| GS-AP-MW-7 | 9/16/2020 11:13 | pH | 7.72 | pH |
| GS-AP-MW-7 | 9/16/2020 11:13 | Temperature | 18.4 | C |
| GS-AP-MW-7 | 9/16/2020 11:13 | Turbidity | >10 | NTU |
| GS-AP-MW-7 | 9/16/2020 11:18 | Conductivity | 529.49 | uS/cm |
| GS-AP-MW-7 | 9/16/2020 11:18 | DO | 0.35 | mg/L |
| GS-AP-MW-7 | 9/16/2020 11:18 | Depth to Water Detail | 10.03 | ft |
| GS-AP-MW-7 | 9/16/2020 11:18 | Oxidation Reduction Potention | -143.12 | mv |
| GS-AP-MW-7 | 9/16/2020 11:18 | pH | 7.74 | pH |
| GS-AP-MW-7 | 9/16/2020 11:18 | Temperature | 18.36 | C |
| GS-AP-MW-7 | 9/16/2020 11:18 | Turbidity | >10 | NTU |
| GS-AP-MW-7 | 9/16/2020 11:23 | Conductivity | 529.23 | uS/cm |
| GS-AP-MW-7 | 9/16/2020 11:23 | DO | 0.34 | mg/L |
| GS-AP-MW-7 | 9/16/2020 11:23 | Depth to Water Detail | 10.03 | ft |
| GS-AP-MW-7 | 9/16/2020 11:23 | Oxidation Reduction Potention | -144.14 | mv |
| GS-AP-MW-7 | 9/16/2020 11:23 | pH | 7.74 | pH |

# Alabama Power Company
# Plant Gorgas Ash Pond

| WELL ID | READING TIME | DESCRIPTION | VALUE | UNIT |
|---|---|---|---|---|
| GS-AP-MW-7 | 9/16/2020 11:23 | Temperature | 18.39 | C |
| GS-AP-MW-7 | 9/16/2020 11:23 | Turbidity | >10 | NTU |
| GS-AP-MW-7 | 9/16/2020 11:28 | Conductivity | 528.75 | uS/cm |
| GS-AP-MW-7 | 9/16/2020 11:28 | DO | 0.35 | mg/L |
| GS-AP-MW-7 | 9/16/2020 11:28 | Depth to Water Detail | 10.03 | ft |
| GS-AP-MW-7 | 9/16/2020 11:28 | Oxidation Reduction Potention | -145.11 | mv |
| GS-AP-MW-7 | 9/16/2020 11:28 | pH | 7.75 | pH |
| GS-AP-MW-7 | 9/16/2020 11:28 | Temperature | 18.38 | C |
| GS-AP-MW-7 | 9/16/2020 11:28 | Turbidity | >10 | NTU |
| GS-AP-MW-7 | 9/16/2020 11:33 | Conductivity | 528.27 | uS/cm |
| GS-AP-MW-7 | 9/16/2020 11:33 | DO | 0.34 | mg/L |
| GS-AP-MW-7 | 9/16/2020 11:33 | Depth to Water Detail | 10.03 | ft |
| GS-AP-MW-7 | 9/16/2020 11:33 | Oxidation Reduction Potention | -143.09 | mv |
| GS-AP-MW-7 | 9/16/2020 11:33 | pH | 7.7 | pH |
| GS-AP-MW-7 | 9/16/2020 11:33 | Temperature | 18.41 | C |
| GS-AP-MW-7 | 9/16/2020 11:33 | Turbidity | >10 | NTU |
| GS-AP-MW-7 | 9/16/2020 11:38 | Conductivity | 528 | uS/cm |
| GS-AP-MW-7 | 9/16/2020 11:38 | DO | 0.35 | mg/L |
| GS-AP-MW-7 | 9/16/2020 11:38 | Depth to Water Detail | 10.03 | ft |
| GS-AP-MW-7 | 9/16/2020 11:38 | Oxidation Reduction Potention | -145.23 | mv |
| GS-AP-MW-7 | 9/16/2020 11:38 | pH | 7.73 | pH |
| GS-AP-MW-7 | 9/16/2020 11:38 | Temperature | 18.41 | C |
| GS-AP-MW-7 | 9/16/2020 11:38 | Turbidity | >10 | NTU |
| GS-AP-MW-7 | 9/16/2020 11:43 | Conductivity | 527.64 | uS/cm |
| GS-AP-MW-7 | 9/16/2020 11:43 | DO | 0.35 | mg/L |
| GS-AP-MW-7 | 9/16/2020 11:43 | Depth to Water Detail | 10.03 | ft |
| GS-AP-MW-7 | 9/16/2020 11:43 | Oxidation Reduction Potention | -146.41 | mv |
| GS-AP-MW-7 | 9/16/2020 11:43 | pH | 7.74 | pH |
| GS-AP-MW-7 | 9/16/2020 11:43 | Temperature | 18.35 | C |
| GS-AP-MW-7 | 9/16/2020 11:43 | Turbidity | >10 | NTU |

# Alabama Power Company
# Plant Gorgas Ash Pond

| WELL ID | READING TIME | DESCRIPTION | VALUE | UNIT |
|---|---|---|---|---|
| GS-AP-MW-6S | 9/16/2020 14:00 | Conductivity | 433.92 | uS/cm |
| GS-AP-MW-6S | 9/16/2020 14:00 | DO | 0.34 | mg/L |
| GS-AP-MW-6S | 9/16/2020 14:00 | Depth to Water Detail | 16.41 | ft |
| GS-AP-MW-6S | 9/16/2020 14:00 | Oxidation Reduction Potention | -56.27 | mv |
| GS-AP-MW-6S | 9/16/2020 14:00 | pH | 6.92 | pH |
| GS-AP-MW-6S | 9/16/2020 14:00 | Temperature | 23.21 | C |
| GS-AP-MW-6S | 9/16/2020 14:00 | Turbidity | 13.4 | NTU |
| GS-AP-MW-6S | 9/16/2020 14:05 | Conductivity | 430.83 | uS/cm |
| GS-AP-MW-6S | 9/16/2020 14:05 | DO | 0.65 | mg/L |
| GS-AP-MW-6S | 9/16/2020 14:05 | Depth to Water Detail | 16.43 | ft |
| GS-AP-MW-6S | 9/16/2020 14:05 | Oxidation Reduction Potention | -56.19 | mv |
| GS-AP-MW-6S | 9/16/2020 14:05 | pH | 6.91 | pH |
| GS-AP-MW-6S | 9/16/2020 14:05 | Temperature | 23.27 | C |
| GS-AP-MW-6S | 9/16/2020 14:05 | Turbidity | 11.06 | NTU |
| GS-AP-MW-6S | 9/16/2020 14:10 | Conductivity | 430.5 | uS/cm |
| GS-AP-MW-6S | 9/16/2020 14:10 | DO | 0.92 | mg/L |
| GS-AP-MW-6S | 9/16/2020 14:10 | Depth to Water Detail | 16.43 | ft |
| GS-AP-MW-6S | 9/16/2020 14:10 | Oxidation Reduction Potention | -56.53 | mv |
| GS-AP-MW-6S | 9/16/2020 14:10 | pH | 6.93 | pH |
| GS-AP-MW-6S | 9/16/2020 14:10 | Temperature | 23.33 | C |
| GS-AP-MW-6S | 9/16/2020 14:10 | Turbidity | 5.27 | NTU |
| GS-AP-MW-6S | 9/16/2020 14:15 | Conductivity | 429.58 | uS/cm |
| GS-AP-MW-6S | 9/16/2020 14:15 | DO | 1.11 | mg/L |
| GS-AP-MW-6S | 9/16/2020 14:15 | Depth to Water Detail | 16.43 | ft |
| GS-AP-MW-6S | 9/16/2020 14:15 | Oxidation Reduction Potention | -56.46 | mv |
| GS-AP-MW-6S | 9/16/2020 14:15 | pH | 6.94 | pH |
| GS-AP-MW-6S | 9/16/2020 14:15 | Temperature | 23.38 | C |
| GS-AP-MW-6S | 9/16/2020 14:15 | Turbidity | 6.09 | NTU |
| GS-AP-MW-6S | 9/16/2020 14:20 | Conductivity | 427.43 | uS/cm |
| GS-AP-MW-6S | 9/16/2020 14:20 | DO | 1.23 | mg/L |
| GS-AP-MW-6S | 9/16/2020 14:20 | Depth to Water Detail | 16.43 | ft |
| GS-AP-MW-6S | 9/16/2020 14:20 | Oxidation Reduction Potention | -56.06 | mv |
| GS-AP-MW-6S | 9/16/2020 14:20 | pH | 6.95 | pH |
| GS-AP-MW-6S | 9/16/2020 14:20 | Temperature | 23.41 | C |
| GS-AP-MW-6S | 9/16/2020 14:20 | Turbidity | 5.01 | NTU |
| GS-AP-MW-6S | 9/16/2020 14:25 | Conductivity | 427.75 | uS/cm |
| GS-AP-MW-6S | 9/16/2020 14:25 | DO | 1.31 | mg/L |
| GS-AP-MW-6S | 9/16/2020 14:25 | Depth to Water Detail | 16.43 | ft |
| GS-AP-MW-6S | 9/16/2020 14:25 | Oxidation Reduction Potention | -55.81 | mv |
| GS-AP-MW-6S | 9/16/2020 14:25 | pH | 6.95 | pH |
| GS-AP-MW-6S | 9/16/2020 14:25 | Temperature | 23.45 | C |
| GS-AP-MW-6S | 9/16/2020 14:25 | Turbidity | 5.35 | NTU |
| GS-AP-MW-6S | 9/16/2020 14:30 | Conductivity | 427.21 | uS/cm |
| GS-AP-MW-6S | 9/16/2020 14:30 | DO | 1.37 | mg/L |
| GS-AP-MW-6S | 9/16/2020 14:30 | Depth to Water Detail | 16.43 | ft |
| GS-AP-MW-6S | 9/16/2020 14:30 | Oxidation Reduction Potention | -54.48 | mv |

# Alabama Power Company
# Plant Gorgas Ash Pond

| WELL ID | READING TIME | DESCRIPTION | VALUE | UNIT |
|---|---|---|---|---|
| GS-AP-MW-6S | 9/16/2020 14:30 | pH | 6.93 | pH |
| GS-AP-MW-6S | 9/16/2020 14:30 | Temperature | 23.47 | C |
| GS-AP-MW-6S | 9/16/2020 14:30 | Turbidity | 4.14 | NTU |

# Alabama Power Company
# Plant Gorgas Ash Pond

| WELL ID | READING TIME | DESCRIPTION | VALUE | UNIT |
|---|---|---|---|---|
| GS-AP-MW-6D | 9/17/2020 9:18 | Conductivity | 502 | uS/cm |
| GS-AP-MW-6D | 9/17/2020 9:18 | DO | 0.17 | mg/L |
| GS-AP-MW-6D | 9/17/2020 9:18 | Depth to Water Detail | 10.97 | ft |
| GS-AP-MW-6D | 9/17/2020 9:18 | Oxidation Reduction Potention | -89.18 | mv |
| GS-AP-MW-6D | 9/17/2020 9:18 | pH | 7.37 | pH |
| GS-AP-MW-6D | 9/17/2020 9:18 | Temperature | 20.98 | C |
| GS-AP-MW-6D | 9/17/2020 9:18 | Turbidity | 1.3 | NTU |
| GS-AP-MW-6D | 9/17/2020 9:23 | Conductivity | 502.7 | uS/cm |
| GS-AP-MW-6D | 9/17/2020 9:23 | DO | 0.16 | mg/L |
| GS-AP-MW-6D | 9/17/2020 9:23 | Depth to Water Detail | 11.04 | ft |
| GS-AP-MW-6D | 9/17/2020 9:23 | Oxidation Reduction Potention | -112.15 | mv |
| GS-AP-MW-6D | 9/17/2020 9:23 | pH | 7.4 | pH |
| GS-AP-MW-6D | 9/17/2020 9:23 | Temperature | 20.76 | C |
| GS-AP-MW-6D | 9/17/2020 9:23 | Turbidity | 0.75 | NTU |
| GS-AP-MW-6D | 9/17/2020 9:28 | Conductivity | 504.82 | uS/cm |
| GS-AP-MW-6D | 9/17/2020 9:28 | DO | 0.16 | mg/L |
| GS-AP-MW-6D | 9/17/2020 9:28 | Depth to Water Detail | 11.12 | ft |
| GS-AP-MW-6D | 9/17/2020 9:28 | Oxidation Reduction Potention | -128.91 | mv |
| GS-AP-MW-6D | 9/17/2020 9:28 | pH | 7.41 | pH |
| GS-AP-MW-6D | 9/17/2020 9:28 | Temperature | 20.68 | C |
| GS-AP-MW-6D | 9/17/2020 9:28 | Turbidity | 0.71 | NTU |
| GS-AP-MW-6D | 9/17/2020 9:33 | Conductivity | 502.97 | uS/cm |
| GS-AP-MW-6D | 9/17/2020 9:33 | DO | 0.16 | mg/L |
| GS-AP-MW-6D | 9/17/2020 9:33 | Depth to Water Detail | 11.12 | ft |
| GS-AP-MW-6D | 9/17/2020 9:33 | Oxidation Reduction Potention | -142.48 | mv |
| GS-AP-MW-6D | 9/17/2020 9:33 | pH | 7.41 | pH |
| GS-AP-MW-6D | 9/17/2020 9:33 | Temperature | 20.58 | C |
| GS-AP-MW-6D | 9/17/2020 9:33 | Turbidity | 1.01 | NTU |

# Alabama Power Company
# Plant Gorgas Ash Pond

| WELL ID | READING TIME | DESCRIPTION | VALUE | UNIT |
|---|---|---|---|---|
| GS-AP-MW-23H | 9/17/2020 11:05 | Conductivity | 827.18 | uS/cm |
| GS-AP-MW-23H | 9/17/2020 11:05 | DO | 0.62 | mg/L |
| GS-AP-MW-23H | 9/17/2020 11:05 | Depth to Water Detail | 28.85 | ft |
| GS-AP-MW-23H | 9/17/2020 11:05 | Oxidation Reduction Potention | -17.39 | mv |
| GS-AP-MW-23H | 9/17/2020 11:05 | pH | 5.75 | pH |
| GS-AP-MW-23H | 9/17/2020 11:05 | Temperature | 18.31 | C |
| GS-AP-MW-23H | 9/17/2020 11:05 | Turbidity | 7.81 | NTU |
| GS-AP-MW-23H | 9/17/2020 11:10 | Conductivity | 820.65 | uS/cm |
| GS-AP-MW-23H | 9/17/2020 11:10 | DO | 0.74 | mg/L |
| GS-AP-MW-23H | 9/17/2020 11:10 | Depth to Water Detail | 28.89 | ft |
| GS-AP-MW-23H | 9/17/2020 11:10 | Oxidation Reduction Potention | -12.21 | mv |
| GS-AP-MW-23H | 9/17/2020 11:10 | pH | 5.73 | pH |
| GS-AP-MW-23H | 9/17/2020 11:10 | Temperature | 18.38 | C |
| GS-AP-MW-23H | 9/17/2020 11:10 | Turbidity | 4.19 | NTU |
| GS-AP-MW-23H | 9/17/2020 11:15 | Conductivity | 826.38 | uS/cm |
| GS-AP-MW-23H | 9/17/2020 11:15 | DO | 0.66 | mg/L |
| GS-AP-MW-23H | 9/17/2020 11:15 | Depth to Water Detail | 28.91 | ft |
| GS-AP-MW-23H | 9/17/2020 11:15 | Oxidation Reduction Potention | -10.69 | mv |
| GS-AP-MW-23H | 9/17/2020 11:15 | pH | 5.74 | pH |
| GS-AP-MW-23H | 9/17/2020 11:15 | Temperature | 18.4 | C |
| GS-AP-MW-23H | 9/17/2020 11:15 | Turbidity | 3.49 | NTU |
| GS-AP-MW-23H | 9/17/2020 11:20 | Conductivity | 825.61 | uS/cm |
| GS-AP-MW-23H | 9/17/2020 11:20 | DO | 0.55 | mg/L |
| GS-AP-MW-23H | 9/17/2020 11:20 | Depth to Water Detail | 28.91 | ft |
| GS-AP-MW-23H | 9/17/2020 11:20 | Oxidation Reduction Potention | -9.79 | mv |
| GS-AP-MW-23H | 9/17/2020 11:20 | pH | 5.74 | pH |
| GS-AP-MW-23H | 9/17/2020 11:20 | Temperature | 18.35 | C |
| GS-AP-MW-23H | 9/17/2020 11:20 | Turbidity | 2.47 | NTU |

# Alabama Power Company
# Plant Gorgas Ash Pond

| WELL ID | READING TIME | DESCRIPTION | VALUE | UNIT |
|---|---|---|---|---|
| GS-AP-MW-41HD | 9/17/2020 12:40 | Conductivity | 476.75 | uS/cm |
| GS-AP-MW-41HD | 9/17/2020 12:40 | DO | 0.15 | mg/L |
| GS-AP-MW-41HD | 9/17/2020 12:40 | Depth to Water Detail | 4.41 | ft |
| GS-AP-MW-41HD | 9/17/2020 12:40 | Oxidation Reduction Potention | -21.56 | mv |
| GS-AP-MW-41HD | 9/17/2020 12:40 | pH | 7.16 | pH |
| GS-AP-MW-41HD | 9/17/2020 12:40 | Temperature | 19.24 | C |
| GS-AP-MW-41HD | 9/17/2020 12:40 | Turbidity | 1.84 | NTU |
| GS-AP-MW-41HD | 9/17/2020 12:45 | Conductivity | 475.2 | uS/cm |
| GS-AP-MW-41HD | 9/17/2020 12:45 | DO | 0.15 | mg/L |
| GS-AP-MW-41HD | 9/17/2020 12:45 | Depth to Water Detail | 4.65 | ft |
| GS-AP-MW-41HD | 9/17/2020 12:45 | Oxidation Reduction Potention | -19.04 | mv |
| GS-AP-MW-41HD | 9/17/2020 12:45 | pH | 7.15 | pH |
| GS-AP-MW-41HD | 9/17/2020 12:45 | Temperature | 19.11 | C |
| GS-AP-MW-41HD | 9/17/2020 12:45 | Turbidity | 1.33 | NTU |
| GS-AP-MW-41HD | 9/17/2020 12:50 | Conductivity | 474.97 | uS/cm |
| GS-AP-MW-41HD | 9/17/2020 12:50 | DO | 0.15 | mg/L |
| GS-AP-MW-41HD | 9/17/2020 12:50 | Depth to Water Detail | 4.93 | ft |
| GS-AP-MW-41HD | 9/17/2020 12:50 | Oxidation Reduction Potention | -17.25 | mv |
| GS-AP-MW-41HD | 9/17/2020 12:50 | pH | 7.17 | pH |
| GS-AP-MW-41HD | 9/17/2020 12:50 | Temperature | 19.1 | C |
| GS-AP-MW-41HD | 9/17/2020 12:50 | Turbidity | 1.45 | NTU |
| GS-AP-MW-41HD | 9/17/2020 12:55 | Conductivity | 474.55 | uS/cm |
| GS-AP-MW-41HD | 9/17/2020 12:55 | DO | 0.16 | mg/L |
| GS-AP-MW-41HD | 9/17/2020 12:55 | Depth to Water Detail | 4.96 | ft |
| GS-AP-MW-41HD | 9/17/2020 12:55 | Oxidation Reduction Potention | -17.46 | mv |
| GS-AP-MW-41HD | 9/17/2020 12:55 | pH | 7.2 | pH |
| GS-AP-MW-41HD | 9/17/2020 12:55 | Temperature | 18.95 | C |
| GS-AP-MW-41HD | 9/17/2020 12:55 | Turbidity | 1.37 | NTU |
| GS-AP-MW-41HD | 9/17/2020 13:00 | Conductivity | 474.23 | uS/cm |
| GS-AP-MW-41HD | 9/17/2020 13:00 | DO | 0.16 | mg/L |
| GS-AP-MW-41HD | 9/17/2020 13:00 | Depth to Water Detail | 4.96 | ft |
| GS-AP-MW-41HD | 9/17/2020 13:00 | Oxidation Reduction Potention | -17.1 | mv |
| GS-AP-MW-41HD | 9/17/2020 13:00 | pH | 7.22 | pH |
| GS-AP-MW-41HD | 9/17/2020 13:00 | Temperature | 18.88 | C |
| GS-AP-MW-41HD | 9/17/2020 13:00 | Turbidity | 1.47 | NTU |

# Alabama Power Company
# Plant Gorgas Ash Pond

| WELL ID | READING TIME | DESCRIPTION | VALUE | UNIT |
|---|---|---|---|---|
| GS-AP-MW-24H | 9/17/2020 14:00 | Conductivity | 395.82 | uS/cm |
| GS-AP-MW-24H | 9/17/2020 14:00 | DO | 0.16 | mg/L |
| GS-AP-MW-24H | 9/17/2020 14:00 | Depth to Water Detail | 6.92 | ft |
| GS-AP-MW-24H | 9/17/2020 14:00 | Oxidation Reduction Potention | -79.68 | mv |
| GS-AP-MW-24H | 9/17/2020 14:00 | pH | 7.02 | pH |
| GS-AP-MW-24H | 9/17/2020 14:00 | Temperature | 19.69 | C |
| GS-AP-MW-24H | 9/17/2020 14:00 | Turbidity | 3.46 | NTU |
| GS-AP-MW-24H | 9/17/2020 14:05 | Conductivity | 402.68 | uS/cm |
| GS-AP-MW-24H | 9/17/2020 14:05 | DO | 0.15 | mg/L |
| GS-AP-MW-24H | 9/17/2020 14:05 | Depth to Water Detail | 6.92 | ft |
| GS-AP-MW-24H | 9/17/2020 14:05 | Oxidation Reduction Potention | -80.7 | mv |
| GS-AP-MW-24H | 9/17/2020 14:05 | pH | 7.01 | pH |
| GS-AP-MW-24H | 9/17/2020 14:05 | Temperature | 19.49 | C |
| GS-AP-MW-24H | 9/17/2020 14:05 | Turbidity | 3.13 | NTU |
| GS-AP-MW-24H | 9/17/2020 14:10 | Conductivity | 404.33 | uS/cm |
| GS-AP-MW-24H | 9/17/2020 14:10 | DO | 0.16 | mg/L |
| GS-AP-MW-24H | 9/17/2020 14:10 | Depth to Water Detail | 6.92 | ft |
| GS-AP-MW-24H | 9/17/2020 14:10 | Oxidation Reduction Potention | -82.08 | mv |
| GS-AP-MW-24H | 9/17/2020 14:10 | pH | 7.01 | pH |
| GS-AP-MW-24H | 9/17/2020 14:10 | Temperature | 19.41 | C |
| GS-AP-MW-24H | 9/17/2020 14:10 | Turbidity | 3.29 | NTU |
| GS-AP-MW-24H | 9/17/2020 14:15 | Conductivity | 405.22 | uS/cm |
| GS-AP-MW-24H | 9/17/2020 14:15 | DO | 0.15 | mg/L |
| GS-AP-MW-24H | 9/17/2020 14:15 | Depth to Water Detail | 6.92 | ft |
| GS-AP-MW-24H | 9/17/2020 14:15 | Oxidation Reduction Potention | -83.8 | mv |
| GS-AP-MW-24H | 9/17/2020 14:15 | pH | 7.02 | pH |
| GS-AP-MW-24H | 9/17/2020 14:15 | Temperature | 19.33 | C |
| GS-AP-MW-24H | 9/17/2020 14:15 | Turbidity | 2.78 | NTU |

# Alabama Power Company
# Plant Gorgas Ash Pond

| WELL ID | READING TIME | DESCRIPTION | VALUE | UNIT |
|---|---|---|---|---|
| GS-AP-MW-2 | 9/22/2020 12:18 | Conductivity | 514.48 | uS/cm |
| GS-AP-MW-2 | 9/22/2020 12:18 | DO | 0.97 | mg/L |
| GS-AP-MW-2 | 9/22/2020 12:18 | Depth to Water Detail | 149.14 | ft |
| GS-AP-MW-2 | 9/22/2020 12:18 | Oxidation Reduction Potention | -211.88 | mv |
| GS-AP-MW-2 | 9/22/2020 12:18 | pH | 9.27 | pH |
| GS-AP-MW-2 | 9/22/2020 12:18 | Temperature | 18.18 | C |
| GS-AP-MW-2 | 9/22/2020 12:18 | Turbidity | 5.37 | NTU |
| GS-AP-MW-2 | 9/22/2020 12:23 | Conductivity | 517.41 | uS/cm |
| GS-AP-MW-2 | 9/22/2020 12:23 | DO | 0.52 | mg/L |
| GS-AP-MW-2 | 9/22/2020 12:23 | Depth to Water Detail | 149.14 | ft |
| GS-AP-MW-2 | 9/22/2020 12:23 | Oxidation Reduction Potention | -220.72 | mv |
| GS-AP-MW-2 | 9/22/2020 12:23 | pH | 9.37 | pH |
| GS-AP-MW-2 | 9/22/2020 12:23 | Temperature | 18.15 | C |
| GS-AP-MW-2 | 9/22/2020 12:23 | Turbidity | 1.48 | NTU |
| GS-AP-MW-2 | 9/22/2020 12:28 | Conductivity | 517.51 | uS/cm |
| GS-AP-MW-2 | 9/22/2020 12:28 | DO | 0.42 | mg/L |
| GS-AP-MW-2 | 9/22/2020 12:28 | Depth to Water Detail | 149.14 | ft |
| GS-AP-MW-2 | 9/22/2020 12:28 | Oxidation Reduction Potention | -225.29 | mv |
| GS-AP-MW-2 | 9/22/2020 12:28 | pH | 9.39 | pH |
| GS-AP-MW-2 | 9/22/2020 12:28 | Temperature | 18.07 | C |
| GS-AP-MW-2 | 9/22/2020 12:28 | Turbidity | 1.78 | NTU |
| GS-AP-MW-2 | 9/22/2020 12:33 | Conductivity | 510.12 | uS/cm |
| GS-AP-MW-2 | 9/22/2020 12:33 | DO | 0.4 | mg/L |
| GS-AP-MW-2 | 9/22/2020 12:33 | Depth to Water Detail | 149.14 | ft |
| GS-AP-MW-2 | 9/22/2020 12:33 | Oxidation Reduction Potention | -228.81 | mv |
| GS-AP-MW-2 | 9/22/2020 12:33 | pH | 9.41 | pH |
| GS-AP-MW-2 | 9/22/2020 12:33 | Temperature | 18.2 | C |
| GS-AP-MW-2 | 9/22/2020 12:33 | Turbidity | 1.61 | NTU |

# Alabama Power Company
# Plant Gorgas Ash Pond

| WELL ID | READING TIME | DESCRIPTION | VALUE | UNIT |
|---|---|---|---|---|
| GS-AP-MW-16D | 9/22/2020 8:29 | Conductivity | 340.12 | uS/cm |
| GS-AP-MW-16D | 9/22/2020 8:29 | DO | 1.29 | mg/L |
| GS-AP-MW-16D | 9/22/2020 8:29 | Depth to Water Detail | 148.25 | ft |
| GS-AP-MW-16D | 9/22/2020 8:29 | Oxidation Reduction Potention | -56.4 | mv |
| GS-AP-MW-16D | 9/22/2020 8:29 | pH | 7.48 | pH |
| GS-AP-MW-16D | 9/22/2020 8:29 | Temperature | 17.36 | C |
| GS-AP-MW-16D | 9/22/2020 8:29 | Turbidity | 0.53 | NTU |
| GS-AP-MW-16D | 9/22/2020 8:34 | Conductivity | 339.73 | uS/cm |
| GS-AP-MW-16D | 9/22/2020 8:34 | DO | 0.73 | mg/L |
| GS-AP-MW-16D | 9/22/2020 8:34 | Depth to Water Detail | 148.83 | ft |
| GS-AP-MW-16D | 9/22/2020 8:34 | Oxidation Reduction Potention | -38.39 | mv |
| GS-AP-MW-16D | 9/22/2020 8:34 | pH | 7.5 | pH |
| GS-AP-MW-16D | 9/22/2020 8:34 | Temperature | 17.42 | C |
| GS-AP-MW-16D | 9/22/2020 8:34 | Turbidity | 0.42 | NTU |
| GS-AP-MW-16D | 9/22/2020 8:39 | Conductivity | 338.64 | uS/cm |
| GS-AP-MW-16D | 9/22/2020 8:39 | DO | 0.66 | mg/L |
| GS-AP-MW-16D | 9/22/2020 8:39 | Depth to Water Detail | 149.22 | ft |
| GS-AP-MW-16D | 9/22/2020 8:39 | Oxidation Reduction Potention | -35.41 | mv |
| GS-AP-MW-16D | 9/22/2020 8:39 | pH | 7.51 | pH |
| GS-AP-MW-16D | 9/22/2020 8:39 | Temperature | 17.34 | C |
| GS-AP-MW-16D | 9/22/2020 8:39 | Turbidity | 0.41 | NTU |
| GS-AP-MW-16D | 9/22/2020 8:44 | Conductivity | 337.56 | uS/cm |
| GS-AP-MW-16D | 9/22/2020 8:44 | DO | 0.6 | mg/L |
| GS-AP-MW-16D | 9/22/2020 8:44 | Depth to Water Detail | 149.65 | ft |
| GS-AP-MW-16D | 9/22/2020 8:44 | Oxidation Reduction Potention | -36.21 | mv |
| GS-AP-MW-16D | 9/22/2020 8:44 | pH | 7.51 | pH |
| GS-AP-MW-16D | 9/22/2020 8:44 | Temperature | 17.43 | C |
| GS-AP-MW-16D | 9/22/2020 8:44 | Turbidity | 0.32 | NTU |
| GS-AP-MW-16D | 9/22/2020 8:49 | Conductivity | 336.68 | uS/cm |
| GS-AP-MW-16D | 9/22/2020 8:49 | DO | 0.6 | mg/L |
| GS-AP-MW-16D | 9/22/2020 8:49 | Depth to Water Detail | 149.92 | ft |
| GS-AP-MW-16D | 9/22/2020 8:49 | Oxidation Reduction Potention | -38.3 | mv |
| GS-AP-MW-16D | 9/22/2020 8:49 | pH | 7.52 | pH |
| GS-AP-MW-16D | 9/22/2020 8:49 | Temperature | 17.45 | C |
| GS-AP-MW-16D | 9/22/2020 8:49 | Turbidity | 0.53 | NTU |
| GS-AP-MW-16D | 9/22/2020 8:54 | Conductivity | 335.51 | uS/cm |
| GS-AP-MW-16D | 9/22/2020 8:54 | DO | 0.61 | mg/L |
| GS-AP-MW-16D | 9/22/2020 8:54 | Depth to Water Detail | 150.11 | ft |
| GS-AP-MW-16D | 9/22/2020 8:54 | Oxidation Reduction Potention | -40.75 | mv |
| GS-AP-MW-16D | 9/22/2020 8:54 | pH | 7.52 | pH |
| GS-AP-MW-16D | 9/22/2020 8:54 | Temperature | 17.38 | C |
| GS-AP-MW-16D | 9/22/2020 8:54 | Turbidity | 0.4 | NTU |
| GS-AP-MW-16D | 9/22/2020 8:59 | Conductivity | 334.7 | uS/cm |
| GS-AP-MW-16D | 9/22/2020 8:59 | DO | 0.59 | mg/L |
| GS-AP-MW-16D | 9/22/2020 8:59 | Depth to Water Detail | 150.36 | ft |
| GS-AP-MW-16D | 9/22/2020 8:59 | Oxidation Reduction Potention | -42.28 | mv |

# Alabama Power Company
# Plant Gorgas Ash Pond

| WELL ID | READING TIME | DESCRIPTION | VALUE | UNIT |
|---|---|---|---|---|
| GS-AP-MW-16D | 9/22/2020 8:59 | pH | 7.52 | pH |
| GS-AP-MW-16D | 9/22/2020 8:59 | Temperature | 17.52 | C |
| GS-AP-MW-16D | 9/22/2020 8:59 | Turbidity | 0.51 | NTU |
| GS-AP-MW-16D | 9/22/2020 9:04 | Conductivity | 333.5 | uS/cm |
| GS-AP-MW-16D | 9/22/2020 9:04 | DO | 0.64 | mg/L |
| GS-AP-MW-16D | 9/22/2020 9:04 | Depth to Water Detail | 150.55 | ft |
| GS-AP-MW-16D | 9/22/2020 9:04 | Oxidation Reduction Potention | -43.95 | mv |
| GS-AP-MW-16D | 9/22/2020 9:04 | pH | 7.52 | pH |
| GS-AP-MW-16D | 9/22/2020 9:04 | Temperature | 17.49 | C |
| GS-AP-MW-16D | 9/22/2020 9:04 | Turbidity | 0.44 | NTU |
| GS-AP-MW-16D | 9/22/2020 9:09 | Conductivity | 332.28 | uS/cm |
| GS-AP-MW-16D | 9/22/2020 9:09 | DO | 0.61 | mg/L |
| GS-AP-MW-16D | 9/22/2020 9:09 | Depth to Water Detail | 150.66 | ft |
| GS-AP-MW-16D | 9/22/2020 9:09 | Oxidation Reduction Potention | -44.32 | mv |
| GS-AP-MW-16D | 9/22/2020 9:09 | pH | 7.5 | pH |
| GS-AP-MW-16D | 9/22/2020 9:09 | Temperature | 17.55 | C |
| GS-AP-MW-16D | 9/22/2020 9:09 | Turbidity | 0.44 | NTU |
| GS-AP-MW-16D | 9/22/2020 9:14 | Conductivity | 331.72 | uS/cm |
| GS-AP-MW-16D | 9/22/2020 9:14 | DO | 0.63 | mg/L |
| GS-AP-MW-16D | 9/22/2020 9:14 | Depth to Water Detail | 150.79 | ft |
| GS-AP-MW-16D | 9/22/2020 9:14 | Oxidation Reduction Potention | -45.4 | mv |
| GS-AP-MW-16D | 9/22/2020 9:14 | pH | 7.52 | pH |
| GS-AP-MW-16D | 9/22/2020 9:14 | Temperature | 17.66 | C |
| GS-AP-MW-16D | 9/22/2020 9:14 | Turbidity | 0.4 | NTU |

# Alabama Power Company
# Plant Gorgas Ash Pond

| WELL ID | READING TIME | DESCRIPTION | VALUE | UNIT |
|---|---|---|---|---|
| GS-AP-MW-16S | 9/21/2020 12:32 | Conductivity | 3783.12 | uS/cm |
| GS-AP-MW-16S | 9/21/2020 12:32 | DO | 1.23 | mg/L |
| GS-AP-MW-16S | 9/21/2020 12:32 | Depth to Water Detail | 60.9 | ft |
| GS-AP-MW-16S | 9/21/2020 12:32 | Oxidation Reduction Potention | -192.54 | mv |
| GS-AP-MW-16S | 9/21/2020 12:32 | pH | 12.46 | pH |
| GS-AP-MW-16S | 9/21/2020 12:32 | Temperature | 18.8 | C |
| GS-AP-MW-16S | 9/21/2020 12:32 | Turbidity | 21.2 | NTU |
| GS-AP-MW-16S | 9/21/2020 12:37 | Conductivity | 3392.64 | uS/cm |
| GS-AP-MW-16S | 9/21/2020 12:37 | DO | 0.95 | mg/L |
| GS-AP-MW-16S | 9/21/2020 12:37 | Depth to Water Detail | 60.9 | ft |
| GS-AP-MW-16S | 9/21/2020 12:37 | Oxidation Reduction Potention | -250.75 | mv |
| GS-AP-MW-16S | 9/21/2020 12:37 | pH | 12.42 | pH |
| GS-AP-MW-16S | 9/21/2020 12:37 | Temperature | 18.73 | C |
| GS-AP-MW-16S | 9/21/2020 12:37 | Turbidity | 14.9 | NTU |
| GS-AP-MW-16S | 9/21/2020 12:42 | Conductivity | 3001.72 | uS/cm |
| GS-AP-MW-16S | 9/21/2020 12:42 | DO | 0.73 | mg/L |
| GS-AP-MW-16S | 9/21/2020 12:42 | Depth to Water Detail | 61.2 | ft |
| GS-AP-MW-16S | 9/21/2020 12:42 | Oxidation Reduction Potention | -279.72 | mv |
| GS-AP-MW-16S | 9/21/2020 12:42 | pH | 12.38 | pH |
| GS-AP-MW-16S | 9/21/2020 12:42 | Temperature | 18.71 | C |
| GS-AP-MW-16S | 9/21/2020 12:42 | Turbidity | 11.9 | NTU |
| GS-AP-MW-16S | 9/21/2020 12:47 | Conductivity | 2752.31 | uS/cm |
| GS-AP-MW-16S | 9/21/2020 12:47 | DO | 0.83 | mg/L |
| GS-AP-MW-16S | 9/21/2020 12:47 | Depth to Water Detail | 61.2 | ft |
| GS-AP-MW-16S | 9/21/2020 12:47 | Oxidation Reduction Potention | -281.36 | mv |
| GS-AP-MW-16S | 9/21/2020 12:47 | pH | 12.34 | pH |
| GS-AP-MW-16S | 9/21/2020 12:47 | Temperature | 18.86 | C |
| GS-AP-MW-16S | 9/21/2020 12:47 | Turbidity | 11.9 | NTU |
| GS-AP-MW-16S | 9/21/2020 12:52 | Conductivity | 2580.77 | uS/cm |
| GS-AP-MW-16S | 9/21/2020 12:52 | DO | 1.15 | mg/L |
| GS-AP-MW-16S | 9/21/2020 12:52 | Depth to Water Detail | 61.2 | ft |
| GS-AP-MW-16S | 9/21/2020 12:52 | Oxidation Reduction Potention | -276.93 | mv |
| GS-AP-MW-16S | 9/21/2020 12:52 | pH | 12.31 | pH |
| GS-AP-MW-16S | 9/21/2020 12:52 | Temperature | 18.84 | C |
| GS-AP-MW-16S | 9/21/2020 12:52 | Turbidity | 12.13 | NTU |
| GS-AP-MW-16S | 9/21/2020 12:57 | Conductivity | 2374.83 | uS/cm |
| GS-AP-MW-16S | 9/21/2020 12:57 | DO | 1.31 | mg/L |
| GS-AP-MW-16S | 9/21/2020 12:57 | Depth to Water Detail | 61.2 | ft |
| GS-AP-MW-16S | 9/21/2020 12:57 | Oxidation Reduction Potention | -279.44 | mv |
| GS-AP-MW-16S | 9/21/2020 12:57 | pH | 12.27 | pH |
| GS-AP-MW-16S | 9/21/2020 12:57 | Temperature | 18.88 | C |
| GS-AP-MW-16S | 9/21/2020 12:57 | Turbidity | 9.46 | NTU |
| GS-AP-MW-16S | 9/21/2020 13:02 | Conductivity | 2160.32 | uS/cm |
| GS-AP-MW-16S | 9/21/2020 13:02 | DO | 1.59 | mg/L |
| GS-AP-MW-16S | 9/21/2020 13:02 | Depth to Water Detail | 61.2 | ft |
| GS-AP-MW-16S | 9/21/2020 13:02 | Oxidation Reduction Potention | -279.73 | mv |

# Alabama Power Company
# Plant Gorgas Ash Pond

| WELL ID | READING TIME | DESCRIPTION | VALUE | UNIT |
|---|---|---|---|---|
| GS-AP-MW-16S | 9/21/2020 13:02 | pH | 12.23 | pH |
| GS-AP-MW-16S | 9/21/2020 13:02 | Temperature | 18.78 | C |
| GS-AP-MW-16S | 9/21/2020 13:02 | Turbidity | 10.24 | NTU |
| GS-AP-MW-16S | 9/21/2020 13:07 | Conductivity | 1948.35 | uS/cm |
| GS-AP-MW-16S | 9/21/2020 13:07 | DO | 1.76 | mg/L |
| GS-AP-MW-16S | 9/21/2020 13:07 | Depth to Water Detail | 61.2 | ft |
| GS-AP-MW-16S | 9/21/2020 13:07 | Oxidation Reduction Potention | -281.72 | mv |
| GS-AP-MW-16S | 9/21/2020 13:07 | pH | 12.19 | pH |
| GS-AP-MW-16S | 9/21/2020 13:07 | Temperature | 18.81 | C |
| GS-AP-MW-16S | 9/21/2020 13:07 | Turbidity | 10.52 | NTU |
| GS-AP-MW-16S | 9/21/2020 13:12 | Conductivity | 1724.17 | uS/cm |
| GS-AP-MW-16S | 9/21/2020 13:12 | DO | 1.93 | mg/L |
| GS-AP-MW-16S | 9/21/2020 13:12 | Depth to Water Detail | 61.2 | ft |
| GS-AP-MW-16S | 9/21/2020 13:12 | Oxidation Reduction Potention | -282.36 | mv |
| GS-AP-MW-16S | 9/21/2020 13:12 | pH | 12.14 | pH |
| GS-AP-MW-16S | 9/21/2020 13:12 | Temperature | 18.6 | C |
| GS-AP-MW-16S | 9/21/2020 13:12 | Turbidity | 11.38 | NTU |
| GS-AP-MW-16S | 9/21/2020 13:17 | Conductivity | 1499.11 | uS/cm |
| GS-AP-MW-16S | 9/21/2020 13:17 | DO | 1.98 | mg/L |
| GS-AP-MW-16S | 9/21/2020 13:17 | Depth to Water Detail | 61.2 | ft |
| GS-AP-MW-16S | 9/21/2020 13:17 | Oxidation Reduction Potention | -283.4 | mv |
| GS-AP-MW-16S | 9/21/2020 13:17 | pH | 12.09 | pH |
| GS-AP-MW-16S | 9/21/2020 13:17 | Temperature | 18.51 | C |
| GS-AP-MW-16S | 9/21/2020 13:17 | Turbidity | 9.99 | NTU |
| GS-AP-MW-16S | 9/21/2020 13:22 | Conductivity | 1302.89 | uS/cm |
| GS-AP-MW-16S | 9/21/2020 13:22 | DO | 2.01 | mg/L |
| GS-AP-MW-16S | 9/21/2020 13:22 | Depth to Water Detail | 61.2 | ft |
| GS-AP-MW-16S | 9/21/2020 13:22 | Oxidation Reduction Potention | -282.85 | mv |
| GS-AP-MW-16S | 9/21/2020 13:22 | pH | 12.03 | pH |
| GS-AP-MW-16S | 9/21/2020 13:22 | Temperature | 18.65 | C |
| GS-AP-MW-16S | 9/21/2020 13:22 | Turbidity | 9.96 | NTU |
| GS-AP-MW-16S | 9/21/2020 13:27 | Conductivity | 1195.8 | uS/cm |
| GS-AP-MW-16S | 9/21/2020 13:27 | DO | 2.01 | mg/L |
| GS-AP-MW-16S | 9/21/2020 13:27 | Depth to Water Detail | 61.2 | ft |
| GS-AP-MW-16S | 9/21/2020 13:27 | Oxidation Reduction Potention | -282.56 | mv |
| GS-AP-MW-16S | 9/21/2020 13:27 | pH | 11.96 | pH |
| GS-AP-MW-16S | 9/21/2020 13:27 | Temperature | 18.74 | C |
| GS-AP-MW-16S | 9/21/2020 13:27 | Turbidity | 10.44 | NTU |
| GS-AP-MW-16S | 9/21/2020 13:32 | Conductivity | 1011.11 | uS/cm |
| GS-AP-MW-16S | 9/21/2020 13:32 | DO | 2.08 | mg/L |
| GS-AP-MW-16S | 9/21/2020 13:32 | Depth to Water Detail | 61.2 | ft |
| GS-AP-MW-16S | 9/21/2020 13:32 | Oxidation Reduction Potention | -281.7 | mv |
| GS-AP-MW-16S | 9/21/2020 13:32 | pH | 11.89 | pH |
| GS-AP-MW-16S | 9/21/2020 13:32 | Temperature | 18.87 | C |
| GS-AP-MW-16S | 9/21/2020 13:32 | Turbidity | 10.66 | NTU |
| GS-AP-MW-16S | 9/21/2020 13:37 | Conductivity | 899.48 | uS/cm |

# Alabama Power Company
# Plant Gorgas Ash Pond

| WELL ID | READING TIME | DESCRIPTION | VALUE | UNIT |
|---|---|---|---|---|
| GS-AP-MW-16S | 9/21/2020 13:37 | DO | 2.03 | mg/L |
| GS-AP-MW-16S | 9/21/2020 13:37 | Depth to Water Detail | 61.2 | ft |
| GS-AP-MW-16S | 9/21/2020 13:37 | Oxidation Reduction Potention | -280.92 | mv |
| GS-AP-MW-16S | 9/21/2020 13:37 | pH | 11.81 | pH |
| GS-AP-MW-16S | 9/21/2020 13:37 | Temperature | 18.82 | C |
| GS-AP-MW-16S | 9/21/2020 13:37 | Turbidity | 11.22 | NTU |
| GS-AP-MW-16S | 9/21/2020 13:42 | Conductivity | 928.24 | uS/cm |
| GS-AP-MW-16S | 9/21/2020 13:42 | DO | 2.15 | mg/L |
| GS-AP-MW-16S | 9/21/2020 13:42 | Depth to Water Detail | 61.2 | ft |
| GS-AP-MW-16S | 9/21/2020 13:42 | Oxidation Reduction Potention | -277.31 | mv |
| GS-AP-MW-16S | 9/21/2020 13:42 | pH | 11.7 | pH |
| GS-AP-MW-16S | 9/21/2020 13:42 | Temperature | 18.83 | C |
| GS-AP-MW-16S | 9/21/2020 13:42 | Turbidity | 10.22 | NTU |
| GS-AP-MW-16S | 9/21/2020 13:47 | Conductivity | 835.82 | uS/cm |
| GS-AP-MW-16S | 9/21/2020 13:47 | DO | 2.17 | mg/L |
| GS-AP-MW-16S | 9/21/2020 13:47 | Depth to Water Detail | 61.2 | ft |
| GS-AP-MW-16S | 9/21/2020 13:47 | Oxidation Reduction Potention | -273.97 | mv |
| GS-AP-MW-16S | 9/21/2020 13:47 | pH | 11.58 | pH |
| GS-AP-MW-16S | 9/21/2020 13:47 | Temperature | 18.72 | C |
| GS-AP-MW-16S | 9/21/2020 13:47 | Turbidity | 9.91 | NTU |
| GS-AP-MW-16S | 9/21/2020 13:52 | Conductivity | 766.35 | uS/cm |
| GS-AP-MW-16S | 9/21/2020 13:52 | DO | 2.36 | mg/L |
| GS-AP-MW-16S | 9/21/2020 13:52 | Depth to Water Detail | 61.2 | ft |
| GS-AP-MW-16S | 9/21/2020 13:52 | Oxidation Reduction Potention | -269.88 | mv |
| GS-AP-MW-16S | 9/21/2020 13:52 | pH | 11.47 | pH |
| GS-AP-MW-16S | 9/21/2020 13:52 | Temperature | 18.59 | C |
| GS-AP-MW-16S | 9/21/2020 13:52 | Turbidity | 10.62 | NTU |
| GS-AP-MW-16S | 9/21/2020 13:57 | Conductivity | 698.67 | uS/cm |
| GS-AP-MW-16S | 9/21/2020 13:57 | DO | 2.47 | mg/L |
| GS-AP-MW-16S | 9/21/2020 13:57 | Depth to Water Detail | 61.2 | ft |
| GS-AP-MW-16S | 9/21/2020 13:57 | Oxidation Reduction Potention | -267.08 | mv |
| GS-AP-MW-16S | 9/21/2020 13:57 | pH | 11.33 | pH |
| GS-AP-MW-16S | 9/21/2020 13:57 | Temperature | 18.58 | C |
| GS-AP-MW-16S | 9/21/2020 13:57 | Turbidity | 11.07 | NTU |
| GS-AP-MW-16S | 9/21/2020 14:02 | Conductivity | 647.68 | uS/cm |
| GS-AP-MW-16S | 9/21/2020 14:02 | DO | 2.54 | mg/L |
| GS-AP-MW-16S | 9/21/2020 14:02 | Depth to Water Detail | 61.2 | ft |
| GS-AP-MW-16S | 9/21/2020 14:02 | Oxidation Reduction Potention | -263.59 | mv |
| GS-AP-MW-16S | 9/21/2020 14:02 | pH | 11.18 | pH |
| GS-AP-MW-16S | 9/21/2020 14:02 | Temperature | 18.65 | C |
| GS-AP-MW-16S | 9/21/2020 14:02 | Turbidity | 10.21 | NTU |
| GS-AP-MW-16S | 9/21/2020 14:07 | Conductivity | 592.62 | uS/cm |
| GS-AP-MW-16S | 9/21/2020 14:07 | DO | 2.35 | mg/L |
| GS-AP-MW-16S | 9/21/2020 14:07 | Depth to Water Detail | 61.2 | ft |
| GS-AP-MW-16S | 9/21/2020 14:07 | Oxidation Reduction Potention | -259.62 | mv |
| GS-AP-MW-16S | 9/21/2020 14:07 | pH | 11.02 | pH |

# Alabama Power Company
# Plant Gorgas Ash Pond

| WELL ID | READING TIME | DESCRIPTION | VALUE | UNIT |
|---|---|---|---|---|
| GS-AP-MW-16S | 9/21/2020 14:07 | Temperature | 18.59 | C |
| GS-AP-MW-16S | 9/21/2020 14:07 | Turbidity | 10.34 | NTU |
| GS-AP-MW-16S | 9/21/2020 14:12 | Conductivity | 673.19 | uS/cm |
| GS-AP-MW-16S | 9/21/2020 14:12 | DO | 2.32 | mg/L |
| GS-AP-MW-16S | 9/21/2020 14:12 | Depth to Water Detail | 61.2 | ft |
| GS-AP-MW-16S | 9/21/2020 14:12 | Oxidation Reduction Potention | -257.85 | mv |
| GS-AP-MW-16S | 9/21/2020 14:12 | pH | 10.87 | pH |
| GS-AP-MW-16S | 9/21/2020 14:12 | Temperature | 18.67 | C |
| GS-AP-MW-16S | 9/21/2020 14:12 | Turbidity | 10.63 | NTU |
| GS-AP-MW-16S | 9/21/2020 14:17 | Conductivity | 635.68 | uS/cm |
| GS-AP-MW-16S | 9/21/2020 14:17 | DO | 2.3 | mg/L |
| GS-AP-MW-16S | 9/21/2020 14:17 | Depth to Water Detail | 61.2 | ft |
| GS-AP-MW-16S | 9/21/2020 14:17 | Oxidation Reduction Potention | -255.98 | mv |
| GS-AP-MW-16S | 9/21/2020 14:17 | pH | 10.74 | pH |
| GS-AP-MW-16S | 9/21/2020 14:17 | Temperature | 18.72 | C |
| GS-AP-MW-16S | 9/21/2020 14:17 | Turbidity | 11.48 | NTU |
| GS-AP-MW-16S | 9/21/2020 14:22 | Conductivity | 633.15 | uS/cm |
| GS-AP-MW-16S | 9/21/2020 14:22 | DO | 2.24 | mg/L |
| GS-AP-MW-16S | 9/21/2020 14:22 | Depth to Water Detail | 61.2 | ft |
| GS-AP-MW-16S | 9/21/2020 14:22 | Oxidation Reduction Potention | -252.27 | mv |
| GS-AP-MW-16S | 9/21/2020 14:22 | pH | 10.62 | pH |
| GS-AP-MW-16S | 9/21/2020 14:22 | Temperature | 18.79 | C |
| GS-AP-MW-16S | 9/21/2020 14:22 | Turbidity | 10.27 | NTU |
| GS-AP-MW-16S | 9/21/2020 14:27 | Conductivity | 576.41 | uS/cm |
| GS-AP-MW-16S | 9/21/2020 14:27 | DO | 2.17 | mg/L |
| GS-AP-MW-16S | 9/21/2020 14:27 | Depth to Water Detail | 61.2 | ft |
| GS-AP-MW-16S | 9/21/2020 14:27 | Oxidation Reduction Potention | -250.57 | mv |
| GS-AP-MW-16S | 9/21/2020 14:27 | pH | 10.54 | pH |
| GS-AP-MW-16S | 9/21/2020 14:27 | Temperature | 18.55 | C |
| GS-AP-MW-16S | 9/21/2020 14:27 | Turbidity | 9.56 | NTU |
| GS-AP-MW-16S | 9/21/2020 14:32 | Conductivity | 577.44 | uS/cm |
| GS-AP-MW-16S | 9/21/2020 14:32 | DO | 2.2 | mg/L |
| GS-AP-MW-16S | 9/21/2020 14:32 | Depth to Water Detail | 61.2 | ft |
| GS-AP-MW-16S | 9/21/2020 14:32 | Oxidation Reduction Potention | -248.82 | mv |
| GS-AP-MW-16S | 9/21/2020 14:32 | pH | 10.47 | pH |
| GS-AP-MW-16S | 9/21/2020 14:32 | Temperature | 18.62 | C |
| GS-AP-MW-16S | 9/21/2020 14:32 | Turbidity | 9.24 | NTU |
| GS-AP-MW-16S | 9/21/2020 14:37 | Conductivity | 598.5 | uS/cm |
| GS-AP-MW-16S | 9/21/2020 14:37 | DO | 2.26 | mg/L |
| GS-AP-MW-16S | 9/21/2020 14:37 | Depth to Water Detail | 61.2 | ft |
| GS-AP-MW-16S | 9/21/2020 14:37 | Oxidation Reduction Potention | -246.92 | mv |
| GS-AP-MW-16S | 9/21/2020 14:37 | pH | 10.41 | pH |
| GS-AP-MW-16S | 9/21/2020 14:37 | Temperature | 18.58 | C |
| GS-AP-MW-16S | 9/21/2020 14:37 | Turbidity | 9.79 | NTU |
| GS-AP-MW-16S | 9/21/2020 14:42 | Conductivity | 587.35 | uS/cm |
| GS-AP-MW-16S | 9/21/2020 14:42 | DO | 2.04 | mg/L |

# Alabama Power Company
# Plant Gorgas Ash Pond

| WELL ID | READING TIME | DESCRIPTION | VALUE | UNIT |
|---|---|---|---|---|
| GS-AP-MW-16S | 9/21/2020 14:42 | Depth to Water Detail | 61.2 | ft |
| GS-AP-MW-16S | 9/21/2020 14:42 | Oxidation Reduction Potention | -247.2 | mv |
| GS-AP-MW-16S | 9/21/2020 14:42 | pH | 10.36 | pH |
| GS-AP-MW-16S | 9/21/2020 14:42 | Temperature | 18.75 | C |
| GS-AP-MW-16S | 9/21/2020 14:42 | Turbidity | 9.62 | NTU |
| GS-AP-MW-16S | 9/21/2020 14:47 | Conductivity | 571.45 | uS/cm |
| GS-AP-MW-16S | 9/21/2020 14:47 | DO | 2.12 | mg/L |
| GS-AP-MW-16S | 9/21/2020 14:47 | Depth to Water Detail | 61.2 | ft |
| GS-AP-MW-16S | 9/21/2020 14:47 | Oxidation Reduction Potention | -244.7 | mv |
| GS-AP-MW-16S | 9/21/2020 14:47 | pH | 10.32 | pH |
| GS-AP-MW-16S | 9/21/2020 14:47 | Temperature | 18.76 | C |
| GS-AP-MW-16S | 9/21/2020 14:47 | Turbidity | 9.71 | NTU |
| GS-AP-MW-16S | 9/21/2020 14:52 | Conductivity | 602.34 | uS/cm |
| GS-AP-MW-16S | 9/21/2020 14:52 | DO | 2.25 | mg/L |
| GS-AP-MW-16S | 9/21/2020 14:52 | Depth to Water Detail | 61.2 | ft |
| GS-AP-MW-16S | 9/21/2020 14:52 | Oxidation Reduction Potention | -243.01 | mv |
| GS-AP-MW-16S | 9/21/2020 14:52 | pH | 10.26 | pH |
| GS-AP-MW-16S | 9/21/2020 14:52 | Temperature | 18.81 | C |
| GS-AP-MW-16S | 9/21/2020 14:52 | Turbidity | 10.22 | NTU |
| GS-AP-MW-16S | 9/21/2020 14:57 | Conductivity | 577.95 | uS/cm |
| GS-AP-MW-16S | 9/21/2020 14:57 | DO | 2.09 | mg/L |
| GS-AP-MW-16S | 9/21/2020 14:57 | Depth to Water Detail | 61.2 | ft |
| GS-AP-MW-16S | 9/21/2020 14:57 | Oxidation Reduction Potention | -241.81 | mv |
| GS-AP-MW-16S | 9/21/2020 14:57 | pH | 10.23 | pH |
| GS-AP-MW-16S | 9/21/2020 14:57 | Temperature | 18.85 | C |
| GS-AP-MW-16S | 9/21/2020 14:57 | Turbidity | 9.99 | NTU |
| GS-AP-MW-16S | 9/21/2020 15:02 | Conductivity | 556.99 | uS/cm |
| GS-AP-MW-16S | 9/21/2020 15:02 | DO | 2.15 | mg/L |
| GS-AP-MW-16S | 9/21/2020 15:02 | Depth to Water Detail | 61.2 | ft |
| GS-AP-MW-16S | 9/21/2020 15:02 | Oxidation Reduction Potention | -240.62 | mv |
| GS-AP-MW-16S | 9/21/2020 15:02 | pH | 10.18 | pH |
| GS-AP-MW-16S | 9/21/2020 15:02 | Temperature | 18.78 | C |
| GS-AP-MW-16S | 9/21/2020 15:02 | Turbidity | 9.62 | NTU |
| GS-AP-MW-16S | 9/21/2020 15:07 | Conductivity | 646.61 | uS/cm |
| GS-AP-MW-16S | 9/21/2020 15:07 | DO | 2.14 | mg/L |
| GS-AP-MW-16S | 9/21/2020 15:07 | Depth to Water Detail | 61.2 | ft |
| GS-AP-MW-16S | 9/21/2020 15:07 | Oxidation Reduction Potention | -239.8 | mv |
| GS-AP-MW-16S | 9/21/2020 15:07 | pH | 10.16 | pH |
| GS-AP-MW-16S | 9/21/2020 15:07 | Temperature | 18.43 | C |
| GS-AP-MW-16S | 9/21/2020 15:07 | Turbidity | 9.36 | NTU |
| GS-AP-MW-16S | 9/21/2020 15:12 | Conductivity | 638.3 | uS/cm |
| GS-AP-MW-16S | 9/21/2020 15:12 | DO | 1.94 | mg/L |
| GS-AP-MW-16S | 9/21/2020 15:12 | Depth to Water Detail | 61.2 | ft |
| GS-AP-MW-16S | 9/21/2020 15:12 | Oxidation Reduction Potention | -241.6 | mv |
| GS-AP-MW-16S | 9/21/2020 15:12 | pH | 10.13 | pH |
| GS-AP-MW-16S | 9/21/2020 15:12 | Temperature | 18.52 | C |

# Alabama Power Company
# Plant Gorgas Ash Pond

| WELL ID | READING TIME | DESCRIPTION | VALUE | UNIT |
|---|---|---|---|---|
| GS-AP-MW-16S | 9/21/2020 15:12 | Turbidity | 9.59 | NTU |
| GS-AP-MW-16S | 9/21/2020 15:17 | Conductivity | 586.79 | uS/cm |
| GS-AP-MW-16S | 9/21/2020 15:17 | DO | 2.07 | mg/L |
| GS-AP-MW-16S | 9/21/2020 15:17 | Depth to Water Detail | 61.2 | ft |
| GS-AP-MW-16S | 9/21/2020 15:17 | Oxidation Reduction Potention | -239.84 | mv |
| GS-AP-MW-16S | 9/21/2020 15:17 | pH | 10.1 | pH |
| GS-AP-MW-16S | 9/21/2020 15:17 | Temperature | 18.56 | C |
| GS-AP-MW-16S | 9/21/2020 15:17 | Turbidity | 9.81 | NTU |
| GS-AP-MW-16S | 9/21/2020 15:22 | Conductivity | 597.47 | uS/cm |
| GS-AP-MW-16S | 9/21/2020 15:22 | DO | 2.07 | mg/L |
| GS-AP-MW-16S | 9/21/2020 15:22 | Depth to Water Detail | 61.2 | ft |
| GS-AP-MW-16S | 9/21/2020 15:22 | Oxidation Reduction Potention | -239.51 | mv |
| GS-AP-MW-16S | 9/21/2020 15:22 | pH | 10.09 | pH |
| GS-AP-MW-16S | 9/21/2020 15:22 | Temperature | 18.57 | C |
| GS-AP-MW-16S | 9/21/2020 15:22 | Turbidity | 9.77 | NTU |
| GS-AP-MW-16S | 9/21/2020 15:27 | Conductivity | 614.92 | uS/cm |
| GS-AP-MW-16S | 9/21/2020 15:27 | DO | 1.97 | mg/L |
| GS-AP-MW-16S | 9/21/2020 15:27 | Depth to Water Detail | 61.2 | ft |
| GS-AP-MW-16S | 9/21/2020 15:27 | Oxidation Reduction Potention | -240.09 | mv |
| GS-AP-MW-16S | 9/21/2020 15:27 | pH | 10.06 | pH |
| GS-AP-MW-16S | 9/21/2020 15:27 | Temperature | 18.64 | C |
| GS-AP-MW-16S | 9/21/2020 15:27 | Turbidity | 8.77 | NTU |
| GS-AP-MW-16S | 9/21/2020 15:32 | Conductivity | 573.89 | uS/cm |
| GS-AP-MW-16S | 9/21/2020 15:32 | DO | 2.06 | mg/L |
| GS-AP-MW-16S | 9/21/2020 15:32 | Depth to Water Detail | 61.2 | ft |
| GS-AP-MW-16S | 9/21/2020 15:32 | Oxidation Reduction Potention | -239.88 | mv |
| GS-AP-MW-16S | 9/21/2020 15:32 | pH | 10.03 | pH |
| GS-AP-MW-16S | 9/21/2020 15:32 | Temperature | 18.74 | C |
| GS-AP-MW-16S | 9/21/2020 15:32 | Turbidity | 8.76 | NTU |
| GS-AP-MW-16S | 9/21/2020 15:37 | Conductivity | 596.83 | uS/cm |
| GS-AP-MW-16S | 9/21/2020 15:37 | DO | 2.14 | mg/L |
| GS-AP-MW-16S | 9/21/2020 15:37 | Depth to Water Detail | 61.2 | ft |
| GS-AP-MW-16S | 9/21/2020 15:37 | Oxidation Reduction Potention | -237.75 | mv |
| GS-AP-MW-16S | 9/21/2020 15:37 | pH | 10.01 | pH |
| GS-AP-MW-16S | 9/21/2020 15:37 | Temperature | 18.69 | C |
| GS-AP-MW-16S | 9/21/2020 15:37 | Turbidity | 9.79 | NTU |
| GS-AP-MW-16S | 9/21/2020 15:42 | Conductivity | 602.8 | uS/cm |
| GS-AP-MW-16S | 9/21/2020 15:42 | DO | 2.01 | mg/L |
| GS-AP-MW-16S | 9/21/2020 15:42 | Depth to Water Detail | 61.2 | ft |
| GS-AP-MW-16S | 9/21/2020 15:42 | Oxidation Reduction Potention | -235.43 | mv |
| GS-AP-MW-16S | 9/21/2020 15:42 | pH | 9.99 | pH |
| GS-AP-MW-16S | 9/21/2020 15:42 | Temperature | 18.32 | C |
| GS-AP-MW-16S | 9/21/2020 15:42 | Turbidity | 9.01 | NTU |

# Alabama Power Company
# Plant Gorgas Ash Pond

| WELL ID | READING TIME | DESCRIPTION | VALUE | UNIT |
|---|---|---|---|---|
| GS-AP-MW-19 | 9/22/2020 13:38 | Conductivity | 464.15 | uS/cm |
| GS-AP-MW-19 | 9/22/2020 13:38 | DO | 0.43 | mg/L |
| GS-AP-MW-19 | 9/22/2020 13:38 | Depth to Water Detail | 113.55 | ft |
| GS-AP-MW-19 | 9/22/2020 13:38 | Oxidation Reduction Potention | -187.71 | mv |
| GS-AP-MW-19 | 9/22/2020 13:38 | pH | 8.19 | pH |
| GS-AP-MW-19 | 9/22/2020 13:38 | Temperature | 17.79 | C |
| GS-AP-MW-19 | 9/22/2020 13:38 | Turbidity | 0.8 | NTU |
| GS-AP-MW-19 | 9/22/2020 13:43 | Conductivity | 462.44 | uS/cm |
| GS-AP-MW-19 | 9/22/2020 13:43 | DO | 0.32 | mg/L |
| GS-AP-MW-19 | 9/22/2020 13:43 | Depth to Water Detail | 113.55 | ft |
| GS-AP-MW-19 | 9/22/2020 13:43 | Oxidation Reduction Potention | -197.04 | mv |
| GS-AP-MW-19 | 9/22/2020 13:43 | pH | 8.21 | pH |
| GS-AP-MW-19 | 9/22/2020 13:43 | Temperature | 18 | C |
| GS-AP-MW-19 | 9/22/2020 13:43 | Turbidity | 0.47 | NTU |
| GS-AP-MW-19 | 9/22/2020 13:48 | Conductivity | 465.98 | uS/cm |
| GS-AP-MW-19 | 9/22/2020 13:48 | DO | 0.31 | mg/L |
| GS-AP-MW-19 | 9/22/2020 13:48 | Depth to Water Detail | 113.55 | ft |
| GS-AP-MW-19 | 9/22/2020 13:48 | Oxidation Reduction Potention | -200.2 | mv |
| GS-AP-MW-19 | 9/22/2020 13:48 | pH | 8.21 | pH |
| GS-AP-MW-19 | 9/22/2020 13:48 | Temperature | 18 | C |
| GS-AP-MW-19 | 9/22/2020 13:48 | Turbidity | 0.47 | NTU |
| GS-AP-MW-19 | 9/22/2020 13:53 | Conductivity | 470.98 | uS/cm |
| GS-AP-MW-19 | 9/22/2020 13:53 | DO | 0.32 | mg/L |
| GS-AP-MW-19 | 9/22/2020 13:53 | Depth to Water Detail | 113.55 | ft |
| GS-AP-MW-19 | 9/22/2020 13:53 | Oxidation Reduction Potention | -198.75 | mv |
| GS-AP-MW-19 | 9/22/2020 13:53 | pH | 8.17 | pH |
| GS-AP-MW-19 | 9/22/2020 13:53 | Temperature | 18.07 | C |
| GS-AP-MW-19 | 9/22/2020 13:53 | Turbidity | 0.53 | NTU |

# Alabama Power Company
# Plant Gorgas Ash Pond

| WELL ID | READING TIME | DESCRIPTION | VALUE | UNIT |
|---|---|---|---|---|
| GS-AP-MW-42H | 9/22/2020 10:21 | Conductivity | 915.28 | uS/cm |
| GS-AP-MW-42H | 9/22/2020 10:21 | DO | 0.35 | mg/L |
| GS-AP-MW-42H | 9/22/2020 10:21 | Depth to Water Detail | 54 | ft |
| GS-AP-MW-42H | 9/22/2020 10:21 | Oxidation Reduction Potention | 5.52 | mv |
| GS-AP-MW-42H | 9/22/2020 10:21 | pH | 6.48 | pH |
| GS-AP-MW-42H | 9/22/2020 10:21 | Temperature | 17.94 | C |
| GS-AP-MW-42H | 9/22/2020 10:21 | Turbidity | 19.2 | NTU |
| GS-AP-MW-42H | 9/22/2020 10:26 | Conductivity | 904.79 | uS/cm |
| GS-AP-MW-42H | 9/22/2020 10:26 | DO | 0.28 | mg/L |
| GS-AP-MW-42H | 9/22/2020 10:26 | Depth to Water Detail | 54 | ft |
| GS-AP-MW-42H | 9/22/2020 10:26 | Oxidation Reduction Potention | 2.53 | mv |
| GS-AP-MW-42H | 9/22/2020 10:26 | pH | 6.49 | pH |
| GS-AP-MW-42H | 9/22/2020 10:26 | Temperature | 17.9 | C |
| GS-AP-MW-42H | 9/22/2020 10:26 | Turbidity | 16.9 | NTU |
| GS-AP-MW-42H | 9/22/2020 10:31 | Conductivity | 897.28 | uS/cm |
| GS-AP-MW-42H | 9/22/2020 10:31 | DO | 0.24 | mg/L |
| GS-AP-MW-42H | 9/22/2020 10:31 | Depth to Water Detail | 54 | ft |
| GS-AP-MW-42H | 9/22/2020 10:31 | Oxidation Reduction Potention | 0.75 | mv |
| GS-AP-MW-42H | 9/22/2020 10:31 | pH | 6.49 | pH |
| GS-AP-MW-42H | 9/22/2020 10:31 | Temperature | 17.91 | C |
| GS-AP-MW-42H | 9/22/2020 10:31 | Turbidity | 16.7 | NTU |
| GS-AP-MW-42H | 9/22/2020 10:36 | Conductivity | 888.23 | uS/cm |
| GS-AP-MW-42H | 9/22/2020 10:36 | DO | 0.22 | mg/L |
| GS-AP-MW-42H | 9/22/2020 10:36 | Depth to Water Detail | 54 | ft |
| GS-AP-MW-42H | 9/22/2020 10:36 | Oxidation Reduction Potention | -4.72 | mv |
| GS-AP-MW-42H | 9/22/2020 10:36 | pH | 6.5 | pH |
| GS-AP-MW-42H | 9/22/2020 10:36 | Temperature | 17.93 | C |
| GS-AP-MW-42H | 9/22/2020 10:36 | Turbidity | 11.6 | NTU |
| GS-AP-MW-42H | 9/22/2020 10:41 | Conductivity | 872.6 | uS/cm |
| GS-AP-MW-42H | 9/22/2020 10:41 | DO | 0.21 | mg/L |
| GS-AP-MW-42H | 9/22/2020 10:41 | Depth to Water Detail | 54 | ft |
| GS-AP-MW-42H | 9/22/2020 10:41 | Oxidation Reduction Potention | -7.84 | mv |
| GS-AP-MW-42H | 9/22/2020 10:41 | pH | 6.5 | pH |
| GS-AP-MW-42H | 9/22/2020 10:41 | Temperature | 17.94 | C |
| GS-AP-MW-42H | 9/22/2020 10:41 | Turbidity | 9.61 | NTU |
| GS-AP-MW-42H | 9/22/2020 10:46 | Conductivity | 861.97 | uS/cm |
| GS-AP-MW-42H | 9/22/2020 10:46 | DO | 0.2 | mg/L |
| GS-AP-MW-42H | 9/22/2020 10:46 | Depth to Water Detail | 54 | ft |
| GS-AP-MW-42H | 9/22/2020 10:46 | Oxidation Reduction Potention | -8.88 | mv |
| GS-AP-MW-42H | 9/22/2020 10:46 | pH | 6.51 | pH |
| GS-AP-MW-42H | 9/22/2020 10:46 | Temperature | 17.91 | C |
| GS-AP-MW-42H | 9/22/2020 10:46 | Turbidity | 8.42 | NTU |

# Alabama Power Company
# Plant Gorgas Ash Pond

| WELL ID | READING TIME | DESCRIPTION | VALUE | UNIT |
|---|---|---|---|---|
| GS-AP-MW-15 | 9/23/2020 10:59 | Conductivity | 1759.93 | uS/cm |
| GS-AP-MW-15 | 9/23/2020 10:59 | DO | 0.12 | mg/L |
| GS-AP-MW-15 | 9/23/2020 10:59 | Depth to Water Detail | 87.02 | ft |
| GS-AP-MW-15 | 9/23/2020 10:59 | Oxidation Reduction Potention | -243.48 | mv |
| GS-AP-MW-15 | 9/23/2020 10:59 | pH | 11.82 | pH |
| GS-AP-MW-15 | 9/23/2020 10:59 | Temperature | 18.22 | C |
| GS-AP-MW-15 | 9/23/2020 10:59 | Turbidity | 4.59 | NTU |
| GS-AP-MW-15 | 9/23/2020 11:04 | Conductivity | 1791.14 | uS/cm |
| GS-AP-MW-15 | 9/23/2020 11:04 | DO | 0.1 | mg/L |
| GS-AP-MW-15 | 9/23/2020 11:04 | Depth to Water Detail | 89.38 | ft |
| GS-AP-MW-15 | 9/23/2020 11:04 | Oxidation Reduction Potention | -259.86 | mv |
| GS-AP-MW-15 | 9/23/2020 11:04 | pH | 11.85 | pH |
| GS-AP-MW-15 | 9/23/2020 11:04 | Temperature | 18.05 | C |
| GS-AP-MW-15 | 9/23/2020 11:04 | Turbidity | 2.17 | NTU |
| GS-AP-MW-15 | 9/23/2020 11:09 | Conductivity | 1636.22 | uS/cm |
| GS-AP-MW-15 | 9/23/2020 11:09 | DO | 0.1 | mg/L |
| GS-AP-MW-15 | 9/23/2020 11:09 | Depth to Water Detail | 91.27 | ft |
| GS-AP-MW-15 | 9/23/2020 11:09 | Oxidation Reduction Potention | -263.4 | mv |
| GS-AP-MW-15 | 9/23/2020 11:09 | pH | 11.88 | pH |
| GS-AP-MW-15 | 9/23/2020 11:09 | Temperature | 18.05 | C |
| GS-AP-MW-15 | 9/23/2020 11:09 | Turbidity | 1.43 | NTU |
| GS-AP-MW-15 | 9/23/2020 11:14 | Conductivity | 1559.13 | uS/cm |
| GS-AP-MW-15 | 9/23/2020 11:14 | DO | 0.17 | mg/L |
| GS-AP-MW-15 | 9/23/2020 11:14 | Depth to Water Detail | 92.2 | ft |
| GS-AP-MW-15 | 9/23/2020 11:14 | Oxidation Reduction Potention | -258.16 | mv |
| GS-AP-MW-15 | 9/23/2020 11:14 | pH | 11.87 | pH |
| GS-AP-MW-15 | 9/23/2020 11:14 | Temperature | 19.24 | C |
| GS-AP-MW-15 | 9/23/2020 11:14 | Turbidity | 1.15 | NTU |
| GS-AP-MW-15 | 9/23/2020 11:19 | Conductivity | 1543.97 | uS/cm |
| GS-AP-MW-15 | 9/23/2020 11:19 | DO | 0.19 | mg/L |
| GS-AP-MW-15 | 9/23/2020 11:19 | Depth to Water Detail | 92.42 | ft |
| GS-AP-MW-15 | 9/23/2020 11:19 | Oxidation Reduction Potention | -255.59 | mv |
| GS-AP-MW-15 | 9/23/2020 11:19 | pH | 11.9 | pH |
| GS-AP-MW-15 | 9/23/2020 11:19 | Temperature | 19.57 | C |
| GS-AP-MW-15 | 9/23/2020 11:19 | Turbidity | 1.11 | NTU |
| GS-AP-MW-15 | 9/23/2020 11:24 | Conductivity | 1499.96 | uS/cm |
| GS-AP-MW-15 | 9/23/2020 11:24 | DO | 0.25 | mg/L |
| GS-AP-MW-15 | 9/23/2020 11:24 | Depth to Water Detail | 92.71 | ft |
| GS-AP-MW-15 | 9/23/2020 11:24 | Oxidation Reduction Potention | -251.05 | mv |
| GS-AP-MW-15 | 9/23/2020 11:24 | pH | 11.9 | pH |
| GS-AP-MW-15 | 9/23/2020 11:24 | Temperature | 19.63 | C |
| GS-AP-MW-15 | 9/23/2020 11:24 | Turbidity | 2.03 | NTU |
| GS-AP-MW-15 | 9/23/2020 11:29 | Conductivity | 1486.96 | uS/cm |
| GS-AP-MW-15 | 9/23/2020 11:29 | DO | 0.29 | mg/L |
| GS-AP-MW-15 | 9/23/2020 11:29 | Depth to Water Detail | 92.81 | ft |
| GS-AP-MW-15 | 9/23/2020 11:29 | Oxidation Reduction Potention | -247.79 | mv |

# Alabama Power Company
# Plant Gorgas Ash Pond

| WELL ID | READING TIME | DESCRIPTION | VALUE | UNIT |
|---|---|---|---|---|
| GS-AP-MW-15 | 9/23/2020 11:29 | pH | 11.88 | pH |
| GS-AP-MW-15 | 9/23/2020 11:29 | Temperature | 20.06 | C |
| GS-AP-MW-15 | 9/23/2020 11:29 | Turbidity | 1.3 | NTU |
| GS-AP-MW-15 | 9/23/2020 11:34 | Conductivity | 1435.59 | uS/cm |
| GS-AP-MW-15 | 9/23/2020 11:34 | DO | 0.3 | mg/L |
| GS-AP-MW-15 | 9/23/2020 11:34 | Depth to Water Detail | 92.85 | ft |
| GS-AP-MW-15 | 9/23/2020 11:34 | Oxidation Reduction Potention | -247.75 | mv |
| GS-AP-MW-15 | 9/23/2020 11:34 | pH | 11.89 | pH |
| GS-AP-MW-15 | 9/23/2020 11:34 | Temperature | 20.02 | C |
| GS-AP-MW-15 | 9/23/2020 11:34 | Turbidity | 1.13 | NTU |

# Alabama Power Company
# Plant Gorgas Ash Pond

| WELL ID | READING TIME | DESCRIPTION | VALUE | UNIT |
|---|---|---|---|---|
| GS-AP-MW-15V | 9/21/2020 10:15 | Conductivity | 2008.95 | uS/cm |
| GS-AP-MW-15V | 9/21/2020 10:15 | DO | 1.56 | mg/L |
| GS-AP-MW-15V | 9/21/2020 10:15 | Depth to Water Detail | 156.1 | ft |
| GS-AP-MW-15V | 9/21/2020 10:15 | Oxidation Reduction Potention | -121.58 | mv |
| GS-AP-MW-15V | 9/21/2020 10:15 | pH | 10.13 | pH |
| GS-AP-MW-15V | 9/21/2020 10:15 | Temperature | 19.88 | C |
| GS-AP-MW-15V | 9/21/2020 10:15 | Turbidity | 15.7 | NTU |
| GS-AP-MW-15V | 9/21/2020 10:20 | Conductivity | 2003.41 | uS/cm |
| GS-AP-MW-15V | 9/21/2020 10:20 | DO | 0.56 | mg/L |
| GS-AP-MW-15V | 9/21/2020 10:20 | Depth to Water Detail | 156.64 | ft |
| GS-AP-MW-15V | 9/21/2020 10:20 | Oxidation Reduction Potention | -152.91 | mv |
| GS-AP-MW-15V | 9/21/2020 10:20 | pH | 10.14 | pH |
| GS-AP-MW-15V | 9/21/2020 10:20 | Temperature | 19.94 | C |
| GS-AP-MW-15V | 9/21/2020 10:20 | Turbidity | 52.2 | NTU |
| GS-AP-MW-15V | 9/21/2020 10:25 | Conductivity | 1974.34 | uS/cm |
| GS-AP-MW-15V | 9/21/2020 10:25 | DO | 0.35 | mg/L |
| GS-AP-MW-15V | 9/21/2020 10:25 | Depth to Water Detail | 156.97 | ft |
| GS-AP-MW-15V | 9/21/2020 10:25 | Oxidation Reduction Potention | -171.87 | mv |
| GS-AP-MW-15V | 9/21/2020 10:25 | pH | 10.13 | pH |
| GS-AP-MW-15V | 9/21/2020 10:25 | Temperature | 19.83 | C |
| GS-AP-MW-15V | 9/21/2020 10:25 | Turbidity | 31.7 | NTU |
| GS-AP-MW-15V | 9/21/2020 10:30 | Conductivity | 1967.95 | uS/cm |
| GS-AP-MW-15V | 9/21/2020 10:30 | DO | 0.29 | mg/L |
| GS-AP-MW-15V | 9/21/2020 10:30 | Depth to Water Detail | 157.31 | ft |
| GS-AP-MW-15V | 9/21/2020 10:30 | Oxidation Reduction Potention | -183.85 | mv |
| GS-AP-MW-15V | 9/21/2020 10:30 | pH | 10.13 | pH |
| GS-AP-MW-15V | 9/21/2020 10:30 | Temperature | 19.91 | C |
| GS-AP-MW-15V | 9/21/2020 10:30 | Turbidity | 21.7 | NTU |
| GS-AP-MW-15V | 9/21/2020 10:35 | Conductivity | 1961.62 | uS/cm |
| GS-AP-MW-15V | 9/21/2020 10:35 | DO | 0.24 | mg/L |
| GS-AP-MW-15V | 9/21/2020 10:35 | Depth to Water Detail | 157.6 | ft |
| GS-AP-MW-15V | 9/21/2020 10:35 | Oxidation Reduction Potention | -191.97 | mv |
| GS-AP-MW-15V | 9/21/2020 10:35 | pH | 10.12 | pH |
| GS-AP-MW-15V | 9/21/2020 10:35 | Temperature | 19.72 | C |
| GS-AP-MW-15V | 9/21/2020 10:35 | Turbidity | 24.5 | NTU |
| GS-AP-MW-15V | 9/21/2020 10:40 | Conductivity | 1955.51 | uS/cm |
| GS-AP-MW-15V | 9/21/2020 10:40 | DO | 0.21 | mg/L |
| GS-AP-MW-15V | 9/21/2020 10:40 | Depth to Water Detail | 157.88 | ft |
| GS-AP-MW-15V | 9/21/2020 10:40 | Oxidation Reduction Potention | -197.53 | mv |
| GS-AP-MW-15V | 9/21/2020 10:40 | pH | 10.12 | pH |
| GS-AP-MW-15V | 9/21/2020 10:40 | Temperature | 19.85 | C |
| GS-AP-MW-15V | 9/21/2020 10:40 | Turbidity | 17.2 | NTU |
| GS-AP-MW-15V | 9/21/2020 10:45 | Conductivity | 1952.81 | uS/cm |
| GS-AP-MW-15V | 9/21/2020 10:45 | DO | 0.21 | mg/L |
| GS-AP-MW-15V | 9/21/2020 10:45 | Depth to Water Detail | 158.12 | ft |
| GS-AP-MW-15V | 9/21/2020 10:45 | Oxidation Reduction Potention | -200.97 | mv |

# Alabama Power Company
# Plant Gorgas Ash Pond

| WELL ID | READING TIME | DESCRIPTION | VALUE | UNIT |
|---|---|---|---|---|
| GS-AP-MW-15V | 9/21/2020 10:45 | pH | 10.12 | pH |
| GS-AP-MW-15V | 9/21/2020 10:45 | Temperature | 19.72 | C |
| GS-AP-MW-15V | 9/21/2020 10:45 | Turbidity | 15 | NTU |
| GS-AP-MW-15V | 9/21/2020 10:50 | Conductivity | 1962.69 | uS/cm |
| GS-AP-MW-15V | 9/21/2020 10:50 | DO | 0.2 | mg/L |
| GS-AP-MW-15V | 9/21/2020 10:50 | Depth to Water Detail | 158.3 | ft |
| GS-AP-MW-15V | 9/21/2020 10:50 | Oxidation Reduction Potention | -202.87 | mv |
| GS-AP-MW-15V | 9/21/2020 10:50 | pH | 10.12 | pH |
| GS-AP-MW-15V | 9/21/2020 10:50 | Temperature | 19.83 | C |
| GS-AP-MW-15V | 9/21/2020 10:50 | Turbidity | 12.7 | NTU |
| GS-AP-MW-15V | 9/21/2020 10:55 | Conductivity | 1941.41 | uS/cm |
| GS-AP-MW-15V | 9/21/2020 10:55 | DO | 0.2 | mg/L |
| GS-AP-MW-15V | 9/21/2020 10:55 | Depth to Water Detail | 158.46 | ft |
| GS-AP-MW-15V | 9/21/2020 10:55 | Oxidation Reduction Potention | -204.18 | mv |
| GS-AP-MW-15V | 9/21/2020 10:55 | pH | 10.11 | pH |
| GS-AP-MW-15V | 9/21/2020 10:55 | Temperature | 19.75 | C |
| GS-AP-MW-15V | 9/21/2020 10:55 | Turbidity | 11.1 | NTU |
| GS-AP-MW-15V | 9/21/2020 11:00 | Conductivity | 1931.8 | uS/cm |
| GS-AP-MW-15V | 9/21/2020 11:00 | DO | 0.19 | mg/L |
| GS-AP-MW-15V | 9/21/2020 11:00 | Depth to Water Detail | 158.62 | ft |
| GS-AP-MW-15V | 9/21/2020 11:00 | Oxidation Reduction Potention | -205.33 | mv |
| GS-AP-MW-15V | 9/21/2020 11:00 | pH | 10.11 | pH |
| GS-AP-MW-15V | 9/21/2020 11:00 | Temperature | 19.85 | C |
| GS-AP-MW-15V | 9/21/2020 11:00 | Turbidity | 11.12 | NTU |
| GS-AP-MW-15V | 9/21/2020 11:05 | Conductivity | 1921.92 | uS/cm |
| GS-AP-MW-15V | 9/21/2020 11:05 | DO | 0.19 | mg/L |
| GS-AP-MW-15V | 9/21/2020 11:05 | Depth to Water Detail | 158.74 | ft |
| GS-AP-MW-15V | 9/21/2020 11:05 | Oxidation Reduction Potention | -205.72 | mv |
| GS-AP-MW-15V | 9/21/2020 11:05 | pH | 10.1 | pH |
| GS-AP-MW-15V | 9/21/2020 11:05 | Temperature | 19.84 | C |
| GS-AP-MW-15V | 9/21/2020 11:05 | Turbidity | 9.22 | NTU |
| GS-AP-MW-15V | 9/21/2020 11:10 | Conductivity | 1894.51 | uS/cm |
| GS-AP-MW-15V | 9/21/2020 11:10 | DO | 0.18 | mg/L |
| GS-AP-MW-15V | 9/21/2020 11:10 | Depth to Water Detail | 158.86 | ft |
| GS-AP-MW-15V | 9/21/2020 11:10 | Oxidation Reduction Potention | -206.83 | mv |
| GS-AP-MW-15V | 9/21/2020 11:10 | pH | 10.1 | pH |
| GS-AP-MW-15V | 9/21/2020 11:10 | Temperature | 19.96 | C |
| GS-AP-MW-15V | 9/21/2020 11:10 | Turbidity | 6.94 | NTU |
| GS-AP-MW-15V | 9/21/2020 11:15 | Conductivity | 1858.9 | uS/cm |
| GS-AP-MW-15V | 9/21/2020 11:15 | DO | 0.18 | mg/L |
| GS-AP-MW-15V | 9/21/2020 11:15 | Depth to Water Detail | 158.98 | ft |
| GS-AP-MW-15V | 9/21/2020 11:15 | Oxidation Reduction Potention | -207.15 | mv |
| GS-AP-MW-15V | 9/21/2020 11:15 | pH | 10.07 | pH |
| GS-AP-MW-15V | 9/21/2020 11:15 | Temperature | 19.89 | C |
| GS-AP-MW-15V | 9/21/2020 11:15 | Turbidity | 5.91 | NTU |

# Alabama Power Company
# Plant Gorgas Ash Pond

| WELL ID | READING TIME | DESCRIPTION | VALUE | UNIT |
|---|---|---|---|---|
| GS-AP-MW-17 | 9/21/2020 12:25 | Conductivity | 781.29 | uS/cm |
| GS-AP-MW-17 | 9/21/2020 12:25 | DO | 3.81 | mg/L |
| GS-AP-MW-17 | 9/21/2020 12:25 | Depth to Water Detail | 182.02 | ft |
| GS-AP-MW-17 | 9/21/2020 12:25 | Oxidation Reduction Potention | -102.22 | mv |
| GS-AP-MW-17 | 9/21/2020 12:25 | pH | 7.49 | pH |
| GS-AP-MW-17 | 9/21/2020 12:25 | Temperature | 21.72 | C |
| GS-AP-MW-17 | 9/21/2020 12:25 | Turbidity | 2.26 | NTU |
| GS-AP-MW-17 | 9/21/2020 12:30 | Conductivity | 911.22 | uS/cm |
| GS-AP-MW-17 | 9/21/2020 12:30 | DO | 1.3 | mg/L |
| GS-AP-MW-17 | 9/21/2020 12:30 | Depth to Water Detail | 182.02 | ft |
| GS-AP-MW-17 | 9/21/2020 12:30 | Oxidation Reduction Potention | -125.43 | mv |
| GS-AP-MW-17 | 9/21/2020 12:30 | pH | 7.83 | pH |
| GS-AP-MW-17 | 9/21/2020 12:30 | Temperature | 21.88 | C |
| GS-AP-MW-17 | 9/21/2020 12:30 | Turbidity | 0.99 | NTU |
| GS-AP-MW-17 | 9/21/2020 12:35 | Conductivity | 1012.03 | uS/cm |
| GS-AP-MW-17 | 9/21/2020 12:35 | DO | 0.63 | mg/L |
| GS-AP-MW-17 | 9/21/2020 12:35 | Depth to Water Detail | 182.02 | ft |
| GS-AP-MW-17 | 9/21/2020 12:35 | Oxidation Reduction Potention | -130.69 | mv |
| GS-AP-MW-17 | 9/21/2020 12:35 | pH | 8.13 | pH |
| GS-AP-MW-17 | 9/21/2020 12:35 | Temperature | 21.36 | C |
| GS-AP-MW-17 | 9/21/2020 12:35 | Turbidity | 1.11 | NTU |
| GS-AP-MW-17 | 9/21/2020 12:40 | Conductivity | 1030.16 | uS/cm |
| GS-AP-MW-17 | 9/21/2020 12:40 | DO | 0.45 | mg/L |
| GS-AP-MW-17 | 9/21/2020 12:40 | Depth to Water Detail | 182.02 | ft |
| GS-AP-MW-17 | 9/21/2020 12:40 | Oxidation Reduction Potention | -133.61 | mv |
| GS-AP-MW-17 | 9/21/2020 12:40 | pH | 8.2 | pH |
| GS-AP-MW-17 | 9/21/2020 12:40 | Temperature | 21.57 | C |
| GS-AP-MW-17 | 9/21/2020 12:40 | Turbidity | 0.72 | NTU |
| GS-AP-MW-17 | 9/21/2020 12:45 | Conductivity | 1024.09 | uS/cm |
| GS-AP-MW-17 | 9/21/2020 12:45 | DO | 0.41 | mg/L |
| GS-AP-MW-17 | 9/21/2020 12:45 | Depth to Water Detail | 182.02 | ft |
| GS-AP-MW-17 | 9/21/2020 12:45 | Oxidation Reduction Potention | -136.38 | mv |
| GS-AP-MW-17 | 9/21/2020 12:45 | pH | 8.22 | pH |
| GS-AP-MW-17 | 9/21/2020 12:45 | Temperature | 21.2 | C |
| GS-AP-MW-17 | 9/21/2020 12:45 | Turbidity | 0.63 | NTU |

# Alabama Power Company
# Plant Gorgas Ash Pond

| WELL ID | READING TIME | DESCRIPTION | VALUE | UNIT |
|---|---|---|---|---|
| GS-AP-MW-17V | 9/23/2020 12:36 | Conductivity | 613.23 | uS/cm |
| GS-AP-MW-17V | 9/23/2020 12:36 | DO | 0.1 | mg/L |
| GS-AP-MW-17V | 9/23/2020 12:36 | Depth to Water Detail | 111.85 | ft |
| GS-AP-MW-17V | 9/23/2020 12:36 | Oxidation Reduction Potention | -209.93 | mv |
| GS-AP-MW-17V | 9/23/2020 12:36 | pH | 7.43 | pH |
| GS-AP-MW-17V | 9/23/2020 12:36 | Temperature | 18.23 | C |
| GS-AP-MW-17V | 9/23/2020 12:36 | Turbidity | 1.5 | NTU |
| GS-AP-MW-17V | 9/23/2020 12:41 | Conductivity | 602.68 | uS/cm |
| GS-AP-MW-17V | 9/23/2020 12:41 | DO | 0.09 | mg/L |
| GS-AP-MW-17V | 9/23/2020 12:41 | Depth to Water Detail | 114 | ft |
| GS-AP-MW-17V | 9/23/2020 12:41 | Oxidation Reduction Potention | -176.11 | mv |
| GS-AP-MW-17V | 9/23/2020 12:41 | pH | 7.2 | pH |
| GS-AP-MW-17V | 9/23/2020 12:41 | Temperature | 17.9 | C |
| GS-AP-MW-17V | 9/23/2020 12:41 | Turbidity | 4.45 | NTU |
| GS-AP-MW-17V | 9/23/2020 12:46 | Conductivity | 601.47 | uS/cm |
| GS-AP-MW-17V | 9/23/2020 12:46 | DO | 0.1 | mg/L |
| GS-AP-MW-17V | 9/23/2020 12:46 | Depth to Water Detail | 115.36 | ft |
| GS-AP-MW-17V | 9/23/2020 12:46 | Oxidation Reduction Potention | -152.18 | mv |
| GS-AP-MW-17V | 9/23/2020 12:46 | pH | 7.12 | pH |
| GS-AP-MW-17V | 9/23/2020 12:46 | Temperature | 17.95 | C |
| GS-AP-MW-17V | 9/23/2020 12:46 | Turbidity | 0.8 | NTU |
| GS-AP-MW-17V | 9/23/2020 12:51 | Conductivity | 598.88 | uS/cm |
| GS-AP-MW-17V | 9/23/2020 12:51 | DO | 0.11 | mg/L |
| GS-AP-MW-17V | 9/23/2020 12:51 | Depth to Water Detail | 116.92 | ft |
| GS-AP-MW-17V | 9/23/2020 12:51 | Oxidation Reduction Potention | -139.49 | mv |
| GS-AP-MW-17V | 9/23/2020 12:51 | pH | 7.11 | pH |
| GS-AP-MW-17V | 9/23/2020 12:51 | Temperature | 18 | C |
| GS-AP-MW-17V | 9/23/2020 12:51 | Turbidity | 0.85 | NTU |
| GS-AP-MW-17V | 9/23/2020 12:56 | Conductivity | 595.88 | uS/cm |
| GS-AP-MW-17V | 9/23/2020 12:56 | DO | 0.12 | mg/L |
| GS-AP-MW-17V | 9/23/2020 12:56 | Depth to Water Detail | 118.77 | ft |
| GS-AP-MW-17V | 9/23/2020 12:56 | Oxidation Reduction Potention | -132.4 | mv |
| GS-AP-MW-17V | 9/23/2020 12:56 | pH | 7.1 | pH |
| GS-AP-MW-17V | 9/23/2020 12:56 | Temperature | 17.92 | C |
| GS-AP-MW-17V | 9/23/2020 12:56 | Turbidity | 0.76 | NTU |
| GS-AP-MW-17V | 9/23/2020 13:01 | Conductivity | 602.66 | uS/cm |
| GS-AP-MW-17V | 9/23/2020 13:01 | DO | 0.12 | mg/L |
| GS-AP-MW-17V | 9/23/2020 13:01 | Depth to Water Detail | 119.94 | ft |
| GS-AP-MW-17V | 9/23/2020 13:01 | Oxidation Reduction Potention | -131.23 | mv |
| GS-AP-MW-17V | 9/23/2020 13:01 | pH | 7.11 | pH |
| GS-AP-MW-17V | 9/23/2020 13:01 | Temperature | 17.97 | C |
| GS-AP-MW-17V | 9/23/2020 13:01 | Turbidity | 1.76 | NTU |
| GS-AP-MW-17V | 9/23/2020 13:06 | Conductivity | 596.58 | uS/cm |
| GS-AP-MW-17V | 9/23/2020 13:06 | DO | 0.13 | mg/L |
| GS-AP-MW-17V | 9/23/2020 13:06 | Depth to Water Detail | 120.98 | ft |
| GS-AP-MW-17V | 9/23/2020 13:06 | Oxidation Reduction Potention | -128.53 | mv |

# Alabama Power Company
# Plant Gorgas Ash Pond

| WELL ID | READING TIME | DESCRIPTION | VALUE | UNIT |
|---|---|---|---|---|
| GS-AP-MW-17V | 9/23/2020 13:06 | pH | 7.13 | pH |
| GS-AP-MW-17V | 9/23/2020 13:06 | Temperature | 17.82 | C |
| GS-AP-MW-17V | 9/23/2020 13:06 | Turbidity | 0.92 | NTU |
| GS-AP-MW-17V | 9/23/2020 13:11 | Conductivity | 586.82 | uS/cm |
| GS-AP-MW-17V | 9/23/2020 13:11 | DO | 0.12 | mg/L |
| GS-AP-MW-17V | 9/23/2020 13:11 | Depth to Water Detail | 122.54 | ft |
| GS-AP-MW-17V | 9/23/2020 13:11 | Oxidation Reduction Potention | -127.83 | mv |
| GS-AP-MW-17V | 9/23/2020 13:11 | pH | 7.15 | pH |
| GS-AP-MW-17V | 9/23/2020 13:11 | Temperature | 17.93 | C |
| GS-AP-MW-17V | 9/23/2020 13:11 | Turbidity | 0.52 | NTU |
| GS-AP-MW-17V | 9/23/2020 13:16 | Conductivity | 601.75 | uS/cm |
| GS-AP-MW-17V | 9/23/2020 13:16 | DO | 0.13 | mg/L |
| GS-AP-MW-17V | 9/23/2020 13:16 | Depth to Water Detail | 123.88 | ft |
| GS-AP-MW-17V | 9/23/2020 13:16 | Oxidation Reduction Potention | -126.68 | mv |
| GS-AP-MW-17V | 9/23/2020 13:16 | pH | 7.17 | pH |
| GS-AP-MW-17V | 9/23/2020 13:16 | Temperature | 18.09 | C |
| GS-AP-MW-17V | 9/23/2020 13:16 | Turbidity | 0.56 | NTU |
| GS-AP-MW-17V | 9/23/2020 13:21 | Conductivity | 590.48 | uS/cm |
| GS-AP-MW-17V | 9/23/2020 13:21 | DO | 0.18 | mg/L |
| GS-AP-MW-17V | 9/23/2020 13:21 | Depth to Water Detail | 123.98 | ft |
| GS-AP-MW-17V | 9/23/2020 13:21 | Oxidation Reduction Potention | -126 | mv |
| GS-AP-MW-17V | 9/23/2020 13:21 | pH | 7.18 | pH |
| GS-AP-MW-17V | 9/23/2020 13:21 | Temperature | 19.67 | C |
| GS-AP-MW-17V | 9/23/2020 13:21 | Turbidity | 0.54 | NTU |
| GS-AP-MW-17V | 9/23/2020 13:26 | Conductivity | 591.44 | uS/cm |
| GS-AP-MW-17V | 9/23/2020 13:26 | DO | 0.22 | mg/L |
| GS-AP-MW-17V | 9/23/2020 13:26 | Depth to Water Detail | 124.04 | ft |
| GS-AP-MW-17V | 9/23/2020 13:26 | Oxidation Reduction Potention | -130.31 | mv |
| GS-AP-MW-17V | 9/23/2020 13:26 | pH | 7.28 | pH |
| GS-AP-MW-17V | 9/23/2020 13:26 | Temperature | 20.07 | C |
| GS-AP-MW-17V | 9/23/2020 13:26 | Turbidity | 0.79 | NTU |
| GS-AP-MW-17V | 9/23/2020 13:31 | Conductivity | 574.03 | uS/cm |
| GS-AP-MW-17V | 9/23/2020 13:31 | DO | 0.29 | mg/L |
| GS-AP-MW-17V | 9/23/2020 13:31 | Depth to Water Detail | 124.11 | ft |
| GS-AP-MW-17V | 9/23/2020 13:31 | Oxidation Reduction Potention | -140.59 | mv |
| GS-AP-MW-17V | 9/23/2020 13:31 | pH | 7.44 | pH |
| GS-AP-MW-17V | 9/23/2020 13:31 | Temperature | 19.05 | C |
| GS-AP-MW-17V | 9/23/2020 13:31 | Turbidity | 0.65 | NTU |
| GS-AP-MW-17V | 9/23/2020 13:36 | Conductivity | 556.27 | uS/cm |
| GS-AP-MW-17V | 9/23/2020 13:36 | DO | 0.27 | mg/L |
| GS-AP-MW-17V | 9/23/2020 13:36 | Depth to Water Detail | 124.22 | ft |
| GS-AP-MW-17V | 9/23/2020 13:36 | Oxidation Reduction Potention | -142.5 | mv |
| GS-AP-MW-17V | 9/23/2020 13:36 | pH | 7.47 | pH |
| GS-AP-MW-17V | 9/23/2020 13:36 | Temperature | 19.43 | C |
| GS-AP-MW-17V | 9/23/2020 13:36 | Turbidity | 0.82 | NTU |
| GS-AP-MW-17V | 9/23/2020 13:41 | Conductivity | 545.43 | uS/cm |

# Alabama Power Company
# Plant Gorgas Ash Pond

| WELL ID | READING TIME | DESCRIPTION | VALUE | UNIT |
|---|---|---|---|---|
| GS-AP-MW-17V | 9/23/2020 13:41 | DO | 0.25 | mg/L |
| GS-AP-MW-17V | 9/23/2020 13:41 | Depth to Water Detail | 124.3 | ft |
| GS-AP-MW-17V | 9/23/2020 13:41 | Oxidation Reduction Potention | -142.16 | mv |
| GS-AP-MW-17V | 9/23/2020 13:41 | pH | 7.49 | pH |
| GS-AP-MW-17V | 9/23/2020 13:41 | Temperature | 19.75 | C |
| GS-AP-MW-17V | 9/23/2020 13:41 | Turbidity | 0.58 | NTU |
| GS-AP-MW-17V | 9/23/2020 13:46 | Conductivity | 532.61 | uS/cm |
| GS-AP-MW-17V | 9/23/2020 13:46 | DO | 0.26 | mg/L |
| GS-AP-MW-17V | 9/23/2020 13:46 | Depth to Water Detail | 124.39 | ft |
| GS-AP-MW-17V | 9/23/2020 13:46 | Oxidation Reduction Potention | -143.42 | mv |
| GS-AP-MW-17V | 9/23/2020 13:46 | pH | 7.53 | pH |
| GS-AP-MW-17V | 9/23/2020 13:46 | Temperature | 19.56 | C |
| GS-AP-MW-17V | 9/23/2020 13:46 | Turbidity | 0.48 | NTU |

# Alabama Power Company
# Plant Gorgas Ash Pond

| WELL ID | READING TIME | DESCRIPTION | VALUE | UNIT |
|---|---|---|---|---|
| GS-AP-MW-18V | 9/22/2020 16:15 | Conductivity | 371.06 | uS/cm |
| GS-AP-MW-18V | 9/22/2020 16:15 | DO | 0.06 | mg/L |
| GS-AP-MW-18V | 9/22/2020 16:15 | Depth to Water Detail | 121.49 | ft |
| GS-AP-MW-18V | 9/22/2020 16:15 | Oxidation Reduction Potention | -253.37 | mv |
| GS-AP-MW-18V | 9/22/2020 16:15 | pH | 8.22 | pH |
| GS-AP-MW-18V | 9/22/2020 16:15 | Temperature | 19.81 | C |
| GS-AP-MW-18V | 9/22/2020 16:15 | Turbidity | 1.46 | NTU |
| GS-AP-MW-18V | 9/22/2020 16:24 | Conductivity | 365.12 | uS/cm |
| GS-AP-MW-18V | 9/22/2020 16:24 | DO | 0.06 | mg/L |
| GS-AP-MW-18V | 9/22/2020 16:24 | Depth to Water Detail | 122.39 | ft |
| GS-AP-MW-18V | 9/22/2020 16:24 | Oxidation Reduction Potention | -239.9 | mv |
| GS-AP-MW-18V | 9/22/2020 16:24 | pH | 8.35 | pH |
| GS-AP-MW-18V | 9/22/2020 16:24 | Temperature | 19.51 | C |
| GS-AP-MW-18V | 9/22/2020 16:24 | Turbidity | 1.89 | NTU |

# Alabama Power Company
# Plant Gorgas Ash Pond

| WELL ID | READING TIME | DESCRIPTION | VALUE | UNIT |
|---|---|---|---|---|
| GS-AP-MW-21V | 9/23/2020 15:24 | Conductivity | 5558.31 | uS/cm |
| GS-AP-MW-21V | 9/23/2020 15:24 | DO | 0.21 | mg/L |
| GS-AP-MW-21V | 9/23/2020 15:24 | Depth to Water Detail | 179.87 | ft |
| GS-AP-MW-21V | 9/23/2020 15:24 | Oxidation Reduction Potention | -148.98 | mv |
| GS-AP-MW-21V | 9/23/2020 15:24 | pH | 7.82 | pH |
| GS-AP-MW-21V | 9/23/2020 15:24 | Temperature | 18.32 | C |
| GS-AP-MW-21V | 9/23/2020 15:24 | Turbidity | 4.06 | NTU |
| GS-AP-MW-21V | 9/23/2020 15:29 | Conductivity | 5071.83 | uS/cm |
| GS-AP-MW-21V | 9/23/2020 15:29 | DO | 0.4 | mg/L |
| GS-AP-MW-21V | 9/23/2020 15:29 | Depth to Water Detail | 180.88 | ft |
| GS-AP-MW-21V | 9/23/2020 15:29 | Oxidation Reduction Potention | -139.04 | mv |
| GS-AP-MW-21V | 9/23/2020 15:29 | pH | 7.8 | pH |
| GS-AP-MW-21V | 9/23/2020 15:29 | Temperature | 19.89 | C |
| GS-AP-MW-21V | 9/23/2020 15:29 | Turbidity | 2.35 | NTU |
| GS-AP-MW-21V | 9/23/2020 15:34 | Conductivity | 5034.77 | uS/cm |
| GS-AP-MW-21V | 9/23/2020 15:34 | DO | 0.43 | mg/L |
| GS-AP-MW-21V | 9/23/2020 15:34 | Depth to Water Detail | 181.59 | ft |
| GS-AP-MW-21V | 9/23/2020 15:34 | Oxidation Reduction Potention | -131.41 | mv |
| GS-AP-MW-21V | 9/23/2020 15:34 | pH | 7.8 | pH |
| GS-AP-MW-21V | 9/23/2020 15:34 | Temperature | 20.14 | C |
| GS-AP-MW-21V | 9/23/2020 15:34 | Turbidity | 1.87 | NTU |
| GS-AP-MW-21V | 9/23/2020 15:39 | Conductivity | 5043.92 | uS/cm |
| GS-AP-MW-21V | 9/23/2020 15:39 | DO | 0.45 | mg/L |
| GS-AP-MW-21V | 9/23/2020 15:39 | Depth to Water Detail | 182.15 | ft |
| GS-AP-MW-21V | 9/23/2020 15:39 | Oxidation Reduction Potention | -128.45 | mv |
| GS-AP-MW-21V | 9/23/2020 15:39 | pH | 7.8 | pH |
| GS-AP-MW-21V | 9/23/2020 15:39 | Temperature | 20.34 | C |
| GS-AP-MW-21V | 9/23/2020 15:39 | Turbidity | 1.32 | NTU |
| GS-AP-MW-21V | 9/23/2020 15:44 | Conductivity | 4926.95 | uS/cm |
| GS-AP-MW-21V | 9/23/2020 15:44 | DO | 0.59 | mg/L |
| GS-AP-MW-21V | 9/23/2020 15:44 | Depth to Water Detail | 182.54 | ft |
| GS-AP-MW-21V | 9/23/2020 15:44 | Oxidation Reduction Potention | -123.66 | mv |
| GS-AP-MW-21V | 9/23/2020 15:44 | pH | 7.79 | pH |
| GS-AP-MW-21V | 9/23/2020 15:44 | Temperature | 20.88 | C |
| GS-AP-MW-21V | 9/23/2020 15:44 | Turbidity | 0.94 | NTU |
| GS-AP-MW-21V | 9/23/2020 15:49 | Conductivity | 4924.51 | uS/cm |
| GS-AP-MW-21V | 9/23/2020 15:49 | DO | 0.58 | mg/L |
| GS-AP-MW-21V | 9/23/2020 15:49 | Depth to Water Detail | 183.04 | ft |
| GS-AP-MW-21V | 9/23/2020 15:49 | Oxidation Reduction Potention | -122.14 | mv |
| GS-AP-MW-21V | 9/23/2020 15:49 | pH | 7.8 | pH |
| GS-AP-MW-21V | 9/23/2020 15:49 | Temperature | 21.04 | C |
| GS-AP-MW-21V | 9/23/2020 15:49 | Turbidity | 0.91 | NTU |
| GS-AP-MW-21V | 9/23/2020 15:54 | Conductivity | 4936.54 | uS/cm |
| GS-AP-MW-21V | 9/23/2020 15:54 | DO | 0.56 | mg/L |
| GS-AP-MW-21V | 9/23/2020 15:54 | Depth to Water Detail | 183.46 | ft |
| GS-AP-MW-21V | 9/23/2020 15:54 | Oxidation Reduction Potention | -122.2 | mv |

# Alabama Power Company
# Plant Gorgas Ash Pond

| WELL ID | READING TIME | DESCRIPTION | VALUE | UNIT |
|---|---|---|---|---|
| GS-AP-MW-21V | 9/23/2020 15:54 | pH | 7.8 | pH |
| GS-AP-MW-21V | 9/23/2020 15:54 | Temperature | 21.06 | C |
| GS-AP-MW-21V | 9/23/2020 15:54 | Turbidity | 0.76 | NTU |
| GS-AP-MW-21V | 9/23/2020 15:59 | Conductivity | 4863.82 | uS/cm |
| GS-AP-MW-21V | 9/23/2020 15:59 | DO | 0.56 | mg/L |
| GS-AP-MW-21V | 9/23/2020 15:59 | Depth to Water Detail | 183.91 | ft |
| GS-AP-MW-21V | 9/23/2020 15:59 | Oxidation Reduction Potention | -125.27 | mv |
| GS-AP-MW-21V | 9/23/2020 15:59 | pH | 7.8 | pH |
| GS-AP-MW-21V | 9/23/2020 15:59 | Temperature | 20.87 | C |
| GS-AP-MW-21V | 9/23/2020 15:59 | Turbidity | 0.78 | NTU |
| GS-AP-MW-21V | 9/23/2020 16:04 | Conductivity | 4844.56 | uS/cm |
| GS-AP-MW-21V | 9/23/2020 16:04 | DO | 0.54 | mg/L |
| GS-AP-MW-21V | 9/23/2020 16:04 | Depth to Water Detail | 184.3 | ft |
| GS-AP-MW-21V | 9/23/2020 16:04 | Oxidation Reduction Potention | -127.46 | mv |
| GS-AP-MW-21V | 9/23/2020 16:04 | pH | 7.8 | pH |
| GS-AP-MW-21V | 9/23/2020 16:04 | Temperature | 20.94 | C |
| GS-AP-MW-21V | 9/23/2020 16:04 | Turbidity | 0.68 | NTU |
| GS-AP-MW-21V | 9/23/2020 16:09 | Conductivity | 4821.62 | uS/cm |
| GS-AP-MW-21V | 9/23/2020 16:09 | DO | 0.52 | mg/L |
| GS-AP-MW-21V | 9/23/2020 16:09 | Depth to Water Detail | 184.71 | ft |
| GS-AP-MW-21V | 9/23/2020 16:09 | Oxidation Reduction Potention | -130.58 | mv |
| GS-AP-MW-21V | 9/23/2020 16:09 | pH | 7.81 | pH |
| GS-AP-MW-21V | 9/23/2020 16:09 | Temperature | 20.74 | C |
| GS-AP-MW-21V | 9/23/2020 16:09 | Turbidity | 0.54 | NTU |
| GS-AP-MW-21V | 9/23/2020 16:14 | Conductivity | 4646.11 | uS/cm |
| GS-AP-MW-21V | 9/23/2020 16:14 | DO | 0.49 | mg/L |
| GS-AP-MW-21V | 9/23/2020 16:14 | Depth to Water Detail | 185.02 | ft |
| GS-AP-MW-21V | 9/23/2020 16:14 | Oxidation Reduction Potention | -133.25 | mv |
| GS-AP-MW-21V | 9/23/2020 16:14 | pH | 7.81 | pH |
| GS-AP-MW-21V | 9/23/2020 16:14 | Temperature | 20.68 | C |
| GS-AP-MW-21V | 9/23/2020 16:14 | Turbidity | 0.68 | NTU |
| GS-AP-MW-21V | 9/23/2020 16:19 | Conductivity | 4614.84 | uS/cm |
| GS-AP-MW-21V | 9/23/2020 16:19 | DO | 0.49 | mg/L |
| GS-AP-MW-21V | 9/23/2020 16:19 | Depth to Water Detail | 185.13 | ft |
| GS-AP-MW-21V | 9/23/2020 16:19 | Oxidation Reduction Potention | -135.52 | mv |
| GS-AP-MW-21V | 9/23/2020 16:19 | pH | 7.82 | pH |
| GS-AP-MW-21V | 9/23/2020 16:19 | Temperature | 20.53 | C |
| GS-AP-MW-21V | 9/23/2020 16:19 | Turbidity | 0.77 | NTU |
| GS-AP-MW-21V | 9/23/2020 16:24 | Conductivity | 4614.81 | uS/cm |
| GS-AP-MW-21V | 9/23/2020 16:24 | DO | 0.72 | mg/L |
| GS-AP-MW-21V | 9/23/2020 16:24 | Depth to Water Detail | 185.25 | ft |
| GS-AP-MW-21V | 9/23/2020 16:24 | Oxidation Reduction Potention | -133.33 | mv |
| GS-AP-MW-21V | 9/23/2020 16:24 | pH | 7.81 | pH |
| GS-AP-MW-21V | 9/23/2020 16:24 | Temperature | 21.4 | C |
| GS-AP-MW-21V | 9/23/2020 16:24 | Turbidity | 1.02 | NTU |
| GS-AP-MW-21V | 9/23/2020 16:29 | Conductivity | 4591.12 | uS/cm |

# Alabama Power Company
# Plant Gorgas Ash Pond

| WELL ID | READING TIME | DESCRIPTION | VALUE | UNIT |
|---|---|---|---|---|
| GS-AP-MW-21V | 9/23/2020 16:29 | DO | 0.78 | mg/L |
| GS-AP-MW-21V | 9/23/2020 16:29 | Depth to Water Detail | 185.38 | ft |
| GS-AP-MW-21V | 9/23/2020 16:29 | Oxidation Reduction Potention | -131.65 | mv |
| GS-AP-MW-21V | 9/23/2020 16:29 | pH | 7.81 | pH |
| GS-AP-MW-21V | 9/23/2020 16:29 | Temperature | 21.9 | C |
| GS-AP-MW-21V | 9/23/2020 16:29 | Turbidity | 0.82 | NTU |
| GS-AP-MW-21V | 9/23/2020 16:34 | Conductivity | 4568.51 | uS/cm |
| GS-AP-MW-21V | 9/23/2020 16:34 | DO | 0.8 | mg/L |
| GS-AP-MW-21V | 9/23/2020 16:34 | Depth to Water Detail | 185.51 | ft |
| GS-AP-MW-21V | 9/23/2020 16:34 | Oxidation Reduction Potention | -130.42 | mv |
| GS-AP-MW-21V | 9/23/2020 16:34 | pH | 7.81 | pH |
| GS-AP-MW-21V | 9/23/2020 16:34 | Temperature | 22.01 | C |
| GS-AP-MW-21V | 9/23/2020 16:34 | Turbidity | 0.76 | NTU |

# Alabama Power Company
# Plant Gorgas Ash Pond

| WELL ID | READING TIME | DESCRIPTION | VALUE | UNIT |
|---|---|---|---|---|
| GS-AP-MW-28H | 9/22/2020 12:36 | Conductivity | 791.87 | uS/cm |
| GS-AP-MW-28H | 9/22/2020 12:36 | DO | 0.35 | mg/L |
| GS-AP-MW-28H | 9/22/2020 12:36 | Depth to Water Detail | 164 | ft |
| GS-AP-MW-28H | 9/22/2020 12:36 | Oxidation Reduction Potention | -176.42 | mv |
| GS-AP-MW-28H | 9/22/2020 12:36 | pH | 7.74 | pH |
| GS-AP-MW-28H | 9/22/2020 12:36 | Temperature | 18.99 | C |
| GS-AP-MW-28H | 9/22/2020 12:36 | Turbidity | 7.66 | NTU |
| GS-AP-MW-28H | 9/22/2020 12:41 | Conductivity | 728.82 | uS/cm |
| GS-AP-MW-28H | 9/22/2020 12:41 | DO | 0.28 | mg/L |
| GS-AP-MW-28H | 9/22/2020 12:41 | Depth to Water Detail | 164 | ft |
| GS-AP-MW-28H | 9/22/2020 12:41 | Oxidation Reduction Potention | -184.32 | mv |
| GS-AP-MW-28H | 9/22/2020 12:41 | pH | 8.03 | pH |
| GS-AP-MW-28H | 9/22/2020 12:41 | Temperature | 18.79 | C |
| GS-AP-MW-28H | 9/22/2020 12:41 | Turbidity | 3.98 | NTU |
| GS-AP-MW-28H | 9/22/2020 12:46 | Conductivity | 631.08 | uS/cm |
| GS-AP-MW-28H | 9/22/2020 12:46 | DO | 0.26 | mg/L |
| GS-AP-MW-28H | 9/22/2020 12:46 | Depth to Water Detail | 164 | ft |
| GS-AP-MW-28H | 9/22/2020 12:46 | Oxidation Reduction Potention | -184.51 | mv |
| GS-AP-MW-28H | 9/22/2020 12:46 | pH | 8.13 | pH |
| GS-AP-MW-28H | 9/22/2020 12:46 | Temperature | 19.2 | C |
| GS-AP-MW-28H | 9/22/2020 12:46 | Turbidity | 3.16 | NTU |
| GS-AP-MW-28H | 9/22/2020 12:51 | Conductivity | 707.51 | uS/cm |
| GS-AP-MW-28H | 9/22/2020 12:51 | DO | 0.26 | mg/L |
| GS-AP-MW-28H | 9/22/2020 12:51 | Depth to Water Detail | 164 | ft |
| GS-AP-MW-28H | 9/22/2020 12:51 | Oxidation Reduction Potention | -182.66 | mv |
| GS-AP-MW-28H | 9/22/2020 12:51 | pH | 8.18 | pH |
| GS-AP-MW-28H | 9/22/2020 12:51 | Temperature | 18.96 | C |
| GS-AP-MW-28H | 9/22/2020 12:51 | Turbidity | 3.2 | NTU |
| GS-AP-MW-28H | 9/22/2020 12:56 | Conductivity | 699.98 | uS/cm |
| GS-AP-MW-28H | 9/22/2020 12:56 | DO | 0.24 | mg/L |
| GS-AP-MW-28H | 9/22/2020 12:56 | Depth to Water Detail | 164 | ft |
| GS-AP-MW-28H | 9/22/2020 12:56 | Oxidation Reduction Potention | -185.22 | mv |
| GS-AP-MW-28H | 9/22/2020 12:56 | pH | 8.22 | pH |
| GS-AP-MW-28H | 9/22/2020 12:56 | Temperature | 19.16 | C |
| GS-AP-MW-28H | 9/22/2020 12:56 | Turbidity | 3.1 | NTU |
| GS-AP-MW-28H | 9/22/2020 13:01 | Conductivity | 692.86 | uS/cm |
| GS-AP-MW-28H | 9/22/2020 13:01 | DO | 0.24 | mg/L |
| GS-AP-MW-28H | 9/22/2020 13:01 | Depth to Water Detail | 164 | ft |
| GS-AP-MW-28H | 9/22/2020 13:01 | Oxidation Reduction Potention | -185.76 | mv |
| GS-AP-MW-28H | 9/22/2020 13:01 | pH | 8.24 | pH |
| GS-AP-MW-28H | 9/22/2020 13:01 | Temperature | 18.97 | C |
| GS-AP-MW-28H | 9/22/2020 13:01 | Turbidity | 2.97 | NTU |

# Alabama Power Company
# Plant Gorgas Ash Pond

| WELL ID | READING TIME | DESCRIPTION | VALUE | UNIT |
|---|---|---|---|---|
| GS-AP-MW-30HA | 9/21/2020 16:00 | Conductivity | 1083.17 | uS/cm |
| GS-AP-MW-30HA | 9/21/2020 16:00 | DO | 3.69 | mg/L |
| GS-AP-MW-30HA | 9/21/2020 16:00 | Depth to Water Detail | 305.85 | ft |
| GS-AP-MW-30HA | 9/21/2020 16:00 | Oxidation Reduction Potention | 82.41 | mv |
| GS-AP-MW-30HA | 9/21/2020 16:00 | pH | 7.42 | pH |
| GS-AP-MW-30HA | 9/21/2020 16:00 | Temperature | 22.73 | C |
| GS-AP-MW-30HA | 9/21/2020 16:00 | Turbidity | 2.7 | NTU |
| GS-AP-MW-30HA | 9/21/2020 16:05 | Conductivity | 1031.66 | uS/cm |
| GS-AP-MW-30HA | 9/21/2020 16:05 | DO | 1.47 | mg/L |
| GS-AP-MW-30HA | 9/21/2020 16:05 | Depth to Water Detail | 305.85 | ft |
| GS-AP-MW-30HA | 9/21/2020 16:05 | Oxidation Reduction Potention | 82.21 | mv |
| GS-AP-MW-30HA | 9/21/2020 16:05 | pH | 7.33 | pH |
| GS-AP-MW-30HA | 9/21/2020 16:05 | Temperature | 21.73 | C |
| GS-AP-MW-30HA | 9/21/2020 16:05 | Turbidity | 0.65 | NTU |
| GS-AP-MW-30HA | 9/21/2020 16:10 | Conductivity | 997.77 | uS/cm |
| GS-AP-MW-30HA | 9/21/2020 16:10 | DO | 0.56 | mg/L |
| GS-AP-MW-30HA | 9/21/2020 16:10 | Depth to Water Detail | 305.85 | ft |
| GS-AP-MW-30HA | 9/21/2020 16:10 | Oxidation Reduction Potention | -145.18 | mv |
| GS-AP-MW-30HA | 9/21/2020 16:10 | pH | 7.4 | pH |
| GS-AP-MW-30HA | 9/21/2020 16:10 | Temperature | 21.44 | C |
| GS-AP-MW-30HA | 9/21/2020 16:10 | Turbidity | 0.58 | NTU |
| GS-AP-MW-30HA | 9/21/2020 16:15 | Conductivity | 960.93 | uS/cm |
| GS-AP-MW-30HA | 9/21/2020 16:15 | DO | 0.21 | mg/L |
| GS-AP-MW-30HA | 9/21/2020 16:15 | Depth to Water Detail | 305.85 | ft |
| GS-AP-MW-30HA | 9/21/2020 16:15 | Oxidation Reduction Potention | -266.98 | mv |
| GS-AP-MW-30HA | 9/21/2020 16:15 | pH | 7.6 | pH |
| GS-AP-MW-30HA | 9/21/2020 16:15 | Temperature | 21.21 | C |
| GS-AP-MW-30HA | 9/21/2020 16:15 | Turbidity | 0.4 | NTU |
| GS-AP-MW-30HA | 9/21/2020 16:20 | Conductivity | 951.4 | uS/cm |
| GS-AP-MW-30HA | 9/21/2020 16:20 | DO | 0.12 | mg/L |
| GS-AP-MW-30HA | 9/21/2020 16:20 | Depth to Water Detail | 305.85 | ft |
| GS-AP-MW-30HA | 9/21/2020 16:20 | Oxidation Reduction Potention | -300.49 | mv |
| GS-AP-MW-30HA | 9/21/2020 16:20 | pH | 7.68 | pH |
| GS-AP-MW-30HA | 9/21/2020 16:20 | Temperature | 21.11 | C |
| GS-AP-MW-30HA | 9/21/2020 16:20 | Turbidity | 0.3 | NTU |
| GS-AP-MW-30HA | 9/21/2020 16:25 | Conductivity | 960.45 | uS/cm |
| GS-AP-MW-30HA | 9/21/2020 16:25 | DO | 0.13 | mg/L |
| GS-AP-MW-30HA | 9/21/2020 16:25 | Depth to Water Detail | 305.85 | ft |
| GS-AP-MW-30HA | 9/21/2020 16:25 | Oxidation Reduction Potention | -300.41 | mv |
| GS-AP-MW-30HA | 9/21/2020 16:25 | pH | 7.56 | pH |
| GS-AP-MW-30HA | 9/21/2020 16:25 | Temperature | 20.96 | C |
| GS-AP-MW-30HA | 9/21/2020 16:25 | Turbidity | 0.36 | NTU |

# Alabama Power Company
# Plant Gorgas Ash Pond

| WELL ID | READING TIME | DESCRIPTION | VALUE | UNIT |
|---|---|---|---|---|
| GS-AP-MW-31H | 9/22/2020 8:30 | Conductivity | 404.71 | uS/cm |
| GS-AP-MW-31H | 9/22/2020 8:30 | DO | 0.38 | mg/L |
| GS-AP-MW-31H | 9/22/2020 8:30 | Depth to Water Detail | 236.98 | ft |
| GS-AP-MW-31H | 9/22/2020 8:30 | Oxidation Reduction Potention | -162.95 | mv |
| GS-AP-MW-31H | 9/22/2020 8:30 | pH | 7.82 | pH |
| GS-AP-MW-31H | 9/22/2020 8:30 | Temperature | 17.62 | C |
| GS-AP-MW-31H | 9/22/2020 8:30 | Turbidity | 2.9 | NTU |
| GS-AP-MW-31H | 9/22/2020 8:35 | Conductivity | 600.99 | uS/cm |
| GS-AP-MW-31H | 9/22/2020 8:35 | DO | 0.2 | mg/L |
| GS-AP-MW-31H | 9/22/2020 8:35 | Depth to Water Detail | 237.4 | ft |
| GS-AP-MW-31H | 9/22/2020 8:35 | Oxidation Reduction Potention | -218.91 | mv |
| GS-AP-MW-31H | 9/22/2020 8:35 | pH | 8.34 | pH |
| GS-AP-MW-31H | 9/22/2020 8:35 | Temperature | 17.63 | C |
| GS-AP-MW-31H | 9/22/2020 8:35 | Turbidity | 5.39 | NTU |
| GS-AP-MW-31H | 9/22/2020 8:40 | Conductivity | 678.67 | uS/cm |
| GS-AP-MW-31H | 9/22/2020 8:40 | DO | 0.16 | mg/L |
| GS-AP-MW-31H | 9/22/2020 8:40 | Depth to Water Detail | 237.78 | ft |
| GS-AP-MW-31H | 9/22/2020 8:40 | Oxidation Reduction Potention | -237.47 | mv |
| GS-AP-MW-31H | 9/22/2020 8:40 | pH | 8.47 | pH |
| GS-AP-MW-31H | 9/22/2020 8:40 | Temperature | 17.63 | C |
| GS-AP-MW-31H | 9/22/2020 8:40 | Turbidity | 6.46 | NTU |
| GS-AP-MW-31H | 9/22/2020 8:45 | Conductivity | 679.48 | uS/cm |
| GS-AP-MW-31H | 9/22/2020 8:45 | DO | 0.14 | mg/L |
| GS-AP-MW-31H | 9/22/2020 8:45 | Depth to Water Detail | 238.05 | ft |
| GS-AP-MW-31H | 9/22/2020 8:45 | Oxidation Reduction Potention | -249.73 | mv |
| GS-AP-MW-31H | 9/22/2020 8:45 | pH | 8.54 | pH |
| GS-AP-MW-31H | 9/22/2020 8:45 | Temperature | 17.64 | C |
| GS-AP-MW-31H | 9/22/2020 8:45 | Turbidity | 5.24 | NTU |
| GS-AP-MW-31H | 9/22/2020 8:50 | Conductivity | 649.72 | uS/cm |
| GS-AP-MW-31H | 9/22/2020 8:50 | DO | 0.13 | mg/L |
| GS-AP-MW-31H | 9/22/2020 8:50 | Depth to Water Detail | 238.4 | ft |
| GS-AP-MW-31H | 9/22/2020 8:50 | Oxidation Reduction Potention | -259.85 | mv |
| GS-AP-MW-31H | 9/22/2020 8:50 | pH | 8.57 | pH |
| GS-AP-MW-31H | 9/22/2020 8:50 | Temperature | 17.67 | C |
| GS-AP-MW-31H | 9/22/2020 8:50 | Turbidity | 3.31 | NTU |
| GS-AP-MW-31H | 9/22/2020 8:55 | Conductivity | 611.46 | uS/cm |
| GS-AP-MW-31H | 9/22/2020 8:55 | DO | 0.11 | mg/L |
| GS-AP-MW-31H | 9/22/2020 8:55 | Depth to Water Detail | 238.56 | ft |
| GS-AP-MW-31H | 9/22/2020 8:55 | Oxidation Reduction Potention | -267.53 | mv |
| GS-AP-MW-31H | 9/22/2020 8:55 | pH | 8.6 | pH |
| GS-AP-MW-31H | 9/22/2020 8:55 | Temperature | 17.69 | C |
| GS-AP-MW-31H | 9/22/2020 8:55 | Turbidity | 2.54 | NTU |
| GS-AP-MW-31H | 9/22/2020 9:00 | Conductivity | 569.62 | uS/cm |
| GS-AP-MW-31H | 9/22/2020 9:00 | DO | 0.1 | mg/L |
| GS-AP-MW-31H | 9/22/2020 9:00 | Depth to Water Detail | 238.71 | ft |
| GS-AP-MW-31H | 9/22/2020 9:00 | Oxidation Reduction Potention | -272.73 | mv |

# Alabama Power Company
# Plant Gorgas Ash Pond

| WELL ID | READING TIME | DESCRIPTION | VALUE | UNIT |
|---|---|---|---|---|
| GS-AP-MW-31H | 9/22/2020 9:00 | pH | 8.61 | pH |
| GS-AP-MW-31H | 9/22/2020 9:00 | Temperature | 17.68 | C |
| GS-AP-MW-31H | 9/22/2020 9:00 | Turbidity | 2.51 | NTU |
| GS-AP-MW-31H | 9/22/2020 9:05 | Conductivity | 539.82 | uS/cm |
| GS-AP-MW-31H | 9/22/2020 9:05 | DO | 0.09 | mg/L |
| GS-AP-MW-31H | 9/22/2020 9:05 | Depth to Water Detail | 238.94 | ft |
| GS-AP-MW-31H | 9/22/2020 9:05 | Oxidation Reduction Potention | -276.17 | mv |
| GS-AP-MW-31H | 9/22/2020 9:05 | pH | 8.64 | pH |
| GS-AP-MW-31H | 9/22/2020 9:05 | Temperature | 17.69 | C |
| GS-AP-MW-31H | 9/22/2020 9:05 | Turbidity | 2.52 | NTU |
| GS-AP-MW-31H | 9/22/2020 9:10 | Conductivity | 501.4 | uS/cm |
| GS-AP-MW-31H | 9/22/2020 9:10 | DO | 0.09 | mg/L |
| GS-AP-MW-31H | 9/22/2020 9:10 | Depth to Water Detail | 239.07 | ft |
| GS-AP-MW-31H | 9/22/2020 9:10 | Oxidation Reduction Potention | -278.03 | mv |
| GS-AP-MW-31H | 9/22/2020 9:10 | pH | 8.65 | pH |
| GS-AP-MW-31H | 9/22/2020 9:10 | Temperature | 17.69 | C |
| GS-AP-MW-31H | 9/22/2020 9:10 | Turbidity | 1.98 | NTU |
| GS-AP-MW-31H | 9/22/2020 9:15 | Conductivity | 532.55 | uS/cm |
| GS-AP-MW-31H | 9/22/2020 9:15 | DO | 0.09 | mg/L |
| GS-AP-MW-31H | 9/22/2020 9:15 | Depth to Water Detail | 239.18 | ft |
| GS-AP-MW-31H | 9/22/2020 9:15 | Oxidation Reduction Potention | -281.23 | mv |
| GS-AP-MW-31H | 9/22/2020 9:15 | pH | 8.69 | pH |
| GS-AP-MW-31H | 9/22/2020 9:15 | Temperature | 17.73 | C |
| GS-AP-MW-31H | 9/22/2020 9:15 | Turbidity | 1.93 | NTU |
| GS-AP-MW-31H | 9/22/2020 9:20 | Conductivity | 499.48 | uS/cm |
| GS-AP-MW-31H | 9/22/2020 9:20 | DO | 0.09 | mg/L |
| GS-AP-MW-31H | 9/22/2020 9:20 | Depth to Water Detail | 239.31 | ft |
| GS-AP-MW-31H | 9/22/2020 9:20 | Oxidation Reduction Potention | -282.17 | mv |
| GS-AP-MW-31H | 9/22/2020 9:20 | pH | 8.69 | pH |
| GS-AP-MW-31H | 9/22/2020 9:20 | Temperature | 17.77 | C |
| GS-AP-MW-31H | 9/22/2020 9:20 | Turbidity | 2.56 | NTU |
| GS-AP-MW-31H | 9/22/2020 9:25 | Conductivity | 477.56 | uS/cm |
| GS-AP-MW-31H | 9/22/2020 9:25 | DO | 0.08 | mg/L |
| GS-AP-MW-31H | 9/22/2020 9:25 | Depth to Water Detail | 239.38 | ft |
| GS-AP-MW-31H | 9/22/2020 9:25 | Oxidation Reduction Potention | -284.72 | mv |
| GS-AP-MW-31H | 9/22/2020 9:25 | pH | 8.74 | pH |
| GS-AP-MW-31H | 9/22/2020 9:25 | Temperature | 17.76 | C |
| GS-AP-MW-31H | 9/22/2020 9:25 | Turbidity | 2.32 | NTU |
| GS-AP-MW-31H | 9/22/2020 9:30 | Conductivity | 461.42 | uS/cm |
| GS-AP-MW-31H | 9/22/2020 9:30 | DO | 0.08 | mg/L |
| GS-AP-MW-31H | 9/22/2020 9:30 | Depth to Water Detail | 239.46 | ft |
| GS-AP-MW-31H | 9/22/2020 9:30 | Oxidation Reduction Potention | -282.9 | mv |
| GS-AP-MW-31H | 9/22/2020 9:30 | pH | 8.72 | pH |
| GS-AP-MW-31H | 9/22/2020 9:30 | Temperature | 17.79 | C |
| GS-AP-MW-31H | 9/22/2020 9:30 | Turbidity | 2.22 | NTU |
| GS-AP-MW-31H | 9/22/2020 9:35 | Conductivity | 444.38 | uS/cm |

# Alabama Power Company
# Plant Gorgas Ash Pond

| WELL ID | READING TIME | DESCRIPTION | VALUE | UNIT |
|---|---|---|---|---|
| GS-AP-MW-31H | 9/22/2020 9:35 | DO | 0.07 | mg/L |
| GS-AP-MW-31H | 9/22/2020 9:35 | Depth to Water Detail | 239.5 | ft |
| GS-AP-MW-31H | 9/22/2020 9:35 | Oxidation Reduction Potention | -285.85 | mv |
| GS-AP-MW-31H | 9/22/2020 9:35 | pH | 8.76 | pH |
| GS-AP-MW-31H | 9/22/2020 9:35 | Temperature | 17.84 | C |
| GS-AP-MW-31H | 9/22/2020 9:35 | Turbidity | 2.39 | NTU |
| GS-AP-MW-31H | 9/22/2020 9:40 | Conductivity | 432.05 | uS/cm |
| GS-AP-MW-31H | 9/22/2020 9:40 | DO | 0.08 | mg/L |
| GS-AP-MW-31H | 9/22/2020 9:40 | Depth to Water Detail | 239.54 | ft |
| GS-AP-MW-31H | 9/22/2020 9:40 | Oxidation Reduction Potention | -284.64 | mv |
| GS-AP-MW-31H | 9/22/2020 9:40 | pH | 8.74 | pH |
| GS-AP-MW-31H | 9/22/2020 9:40 | Temperature | 17.85 | C |
| GS-AP-MW-31H | 9/22/2020 9:40 | Turbidity | 2.31 | NTU |
| GS-AP-MW-31H | 9/22/2020 9:45 | Conductivity | 417.47 | uS/cm |
| GS-AP-MW-31H | 9/22/2020 9:45 | DO | 0.07 | mg/L |
| GS-AP-MW-31H | 9/22/2020 9:45 | Depth to Water Detail | 239.59 | ft |
| GS-AP-MW-31H | 9/22/2020 9:45 | Oxidation Reduction Potention | -287.6 | mv |
| GS-AP-MW-31H | 9/22/2020 9:45 | pH | 8.78 | pH |
| GS-AP-MW-31H | 9/22/2020 9:45 | Temperature | 17.9 | C |
| GS-AP-MW-31H | 9/22/2020 9:45 | Turbidity | 2.18 | NTU |
| GS-AP-MW-31H | 9/22/2020 9:50 | Conductivity | 463.06 | uS/cm |
| GS-AP-MW-31H | 9/22/2020 9:50 | DO | 0.07 | mg/L |
| GS-AP-MW-31H | 9/22/2020 9:50 | Depth to Water Detail | 239.65 | ft |
| GS-AP-MW-31H | 9/22/2020 9:50 | Oxidation Reduction Potention | -284.64 | mv |
| GS-AP-MW-31H | 9/22/2020 9:50 | pH | 8.75 | pH |
| GS-AP-MW-31H | 9/22/2020 9:50 | Temperature | 17.88 | C |
| GS-AP-MW-31H | 9/22/2020 9:50 | Turbidity | 2.26 | NTU |
| GS-AP-MW-31H | 9/22/2020 9:55 | Conductivity | 452.66 | uS/cm |
| GS-AP-MW-31H | 9/22/2020 9:55 | DO | 0.06 | mg/L |
| GS-AP-MW-31H | 9/22/2020 9:55 | Depth to Water Detail | 239.68 | ft |
| GS-AP-MW-31H | 9/22/2020 9:55 | Oxidation Reduction Potention | -287.42 | mv |
| GS-AP-MW-31H | 9/22/2020 9:55 | pH | 8.8 | pH |
| GS-AP-MW-31H | 9/22/2020 9:55 | Temperature | 17.91 | C |
| GS-AP-MW-31H | 9/22/2020 9:55 | Turbidity | 1.84 | NTU |
| GS-AP-MW-31H | 9/22/2020 10:00 | Conductivity | 446.36 | uS/cm |
| GS-AP-MW-31H | 9/22/2020 10:00 | DO | 0.07 | mg/L |
| GS-AP-MW-31H | 9/22/2020 10:00 | Depth to Water Detail | 239.72 | ft |
| GS-AP-MW-31H | 9/22/2020 10:00 | Oxidation Reduction Potention | -284.46 | mv |
| GS-AP-MW-31H | 9/22/2020 10:00 | pH | 8.76 | pH |
| GS-AP-MW-31H | 9/22/2020 10:00 | Temperature | 17.92 | C |
| GS-AP-MW-31H | 9/22/2020 10:00 | Turbidity | 2.77 | NTU |

# Alabama Power Company
# Plant Gorgas Ash Pond

| WELL ID | READING TIME | DESCRIPTION | VALUE | UNIT |
|---|---|---|---|---|
| GS-AP-MW-32H | 9/21/2020 14:22 | Conductivity | 603.02 | uS/cm |
| GS-AP-MW-32H | 9/21/2020 14:22 | DO | 0.8 | mg/L |
| GS-AP-MW-32H | 9/21/2020 14:22 | Depth to Water Detail | 259.09 | ft |
| GS-AP-MW-32H | 9/21/2020 14:22 | Oxidation Reduction Potention | -122.85 | mv |
| GS-AP-MW-32H | 9/21/2020 14:22 | pH | 8.02 | pH |
| GS-AP-MW-32H | 9/21/2020 14:22 | Temperature | 21.34 | C |
| GS-AP-MW-32H | 9/21/2020 14:22 | Turbidity | 1.51 | NTU |
| GS-AP-MW-32H | 9/21/2020 14:40 | Conductivity | 606.19 | uS/cm |
| GS-AP-MW-32H | 9/21/2020 14:40 | DO | 0.41 | mg/L |
| GS-AP-MW-32H | 9/21/2020 14:40 | Depth to Water Detail | 260.69 | ft |
| GS-AP-MW-32H | 9/21/2020 14:40 | Oxidation Reduction Potention | -141 | mv |
| GS-AP-MW-32H | 9/21/2020 14:40 | pH | 8.15 | pH |
| GS-AP-MW-32H | 9/21/2020 14:40 | Temperature | 20.98 | C |
| GS-AP-MW-32H | 9/21/2020 14:40 | Turbidity | 1.65 | NTU |

# Alabama Power Company
# Plant Gorgas Ash Pond

| WELL ID | READING TIME | DESCRIPTION | VALUE | UNIT |
|---|---|---|---|---|
| GS-AP-MW-43H | 9/22/2020 10:57 | Conductivity | 1260.98 | uS/cm |
| GS-AP-MW-43H | 9/22/2020 10:57 | DO | 0.73 | mg/L |
| GS-AP-MW-43H | 9/22/2020 10:57 | Depth to Water Detail | 151.74 | ft |
| GS-AP-MW-43H | 9/22/2020 10:57 | Oxidation Reduction Potention | -280.72 | mv |
| GS-AP-MW-43H | 9/22/2020 10:57 | pH | 8.36 | pH |
| GS-AP-MW-43H | 9/22/2020 10:57 | Temperature | 18.86 | C |
| GS-AP-MW-43H | 9/22/2020 10:57 | Turbidity | 2.29 | NTU |
| GS-AP-MW-43H | 9/22/2020 11:02 | Conductivity | 1343.65 | uS/cm |
| GS-AP-MW-43H | 9/22/2020 11:02 | DO | 0.38 | mg/L |
| GS-AP-MW-43H | 9/22/2020 11:02 | Depth to Water Detail | 152.35 | ft |
| GS-AP-MW-43H | 9/22/2020 11:02 | Oxidation Reduction Potention | -295.08 | mv |
| GS-AP-MW-43H | 9/22/2020 11:02 | pH | 8.56 | pH |
| GS-AP-MW-43H | 9/22/2020 11:02 | Temperature | 18.66 | C |
| GS-AP-MW-43H | 9/22/2020 11:02 | Turbidity | 1.93 | NTU |
| GS-AP-MW-43H | 9/22/2020 11:07 | Conductivity | 1366.42 | uS/cm |
| GS-AP-MW-43H | 9/22/2020 11:07 | DO | 0.36 | mg/L |
| GS-AP-MW-43H | 9/22/2020 11:07 | Depth to Water Detail | 152.62 | ft |
| GS-AP-MW-43H | 9/22/2020 11:07 | Oxidation Reduction Potention | -292.03 | mv |
| GS-AP-MW-43H | 9/22/2020 11:07 | pH | 8.62 | pH |
| GS-AP-MW-43H | 9/22/2020 11:07 | Temperature | 18.7 | C |
| GS-AP-MW-43H | 9/22/2020 11:07 | Turbidity | 4.32 | NTU |
| GS-AP-MW-43H | 9/22/2020 11:12 | Conductivity | 1368.48 | uS/cm |
| GS-AP-MW-43H | 9/22/2020 11:12 | DO | 0.26 | mg/L |
| GS-AP-MW-43H | 9/22/2020 11:12 | Depth to Water Detail | 152.92 | ft |
| GS-AP-MW-43H | 9/22/2020 11:12 | Oxidation Reduction Potention | -301.74 | mv |
| GS-AP-MW-43H | 9/22/2020 11:12 | pH | 8.63 | pH |
| GS-AP-MW-43H | 9/22/2020 11:12 | Temperature | 18.68 | C |
| GS-AP-MW-43H | 9/22/2020 11:12 | Turbidity | 4.46 | NTU |
| GS-AP-MW-43H | 9/22/2020 11:17 | Conductivity | 1353.39 | uS/cm |
| GS-AP-MW-43H | 9/22/2020 11:17 | DO | 0.22 | mg/L |
| GS-AP-MW-43H | 9/22/2020 11:17 | Depth to Water Detail | 153.02 | ft |
| GS-AP-MW-43H | 9/22/2020 11:17 | Oxidation Reduction Potention | -304.69 | mv |
| GS-AP-MW-43H | 9/22/2020 11:17 | pH | 8.65 | pH |
| GS-AP-MW-43H | 9/22/2020 11:17 | Temperature | 18.76 | C |
| GS-AP-MW-43H | 9/22/2020 11:17 | Turbidity | 3.1 | NTU |
| GS-AP-MW-43H | 9/22/2020 11:22 | Conductivity | 1339.24 | uS/cm |
| GS-AP-MW-43H | 9/22/2020 11:22 | DO | 0.26 | mg/L |
| GS-AP-MW-43H | 9/22/2020 11:22 | Depth to Water Detail | 153.26 | ft |
| GS-AP-MW-43H | 9/22/2020 11:22 | Oxidation Reduction Potention | -303.29 | mv |
| GS-AP-MW-43H | 9/22/2020 11:22 | pH | 8.65 | pH |
| GS-AP-MW-43H | 9/22/2020 11:22 | Temperature | 18.73 | C |
| GS-AP-MW-43H | 9/22/2020 11:22 | Turbidity | 3.14 | NTU |
| GS-AP-MW-43H | 9/22/2020 11:27 | Conductivity | 1333.27 | uS/cm |
| GS-AP-MW-43H | 9/22/2020 11:27 | DO | 0.24 | mg/L |
| GS-AP-MW-43H | 9/22/2020 11:27 | Depth to Water Detail | 153.3 | ft |
| GS-AP-MW-43H | 9/22/2020 11:27 | Oxidation Reduction Potention | -303.21 | mv |

# Alabama Power Company
# Plant Gorgas Ash Pond

| WELL ID | READING TIME | DESCRIPTION | VALUE | UNIT |
|---|---|---|---|---|
| GS-AP-MW-43H | 9/22/2020 11:27 | pH | 8.66 | pH |
| GS-AP-MW-43H | 9/22/2020 11:27 | Temperature | 18.92 | C |
| GS-AP-MW-43H | 9/22/2020 11:27 | Turbidity | 2.86 | NTU |

# Alabama Power Company
# Plant Gorgas Ash Pond

| WELL ID | READING TIME | DESCRIPTION | VALUE | UNIT |
|---|---|---|---|---|
| GS-AP-PZ-18 | 9/22/2020 13:50 | Conductivity | 2450.96 | uS/cm |
| GS-AP-PZ-18 | 9/22/2020 13:50 | DO | 0.14 | mg/L |
| GS-AP-PZ-18 | 9/22/2020 13:50 | Depth to Water Detail | 125.97 | ft |
| GS-AP-PZ-18 | 9/22/2020 13:50 | Oxidation Reduction Potention | -158.2 | mv |
| GS-AP-PZ-18 | 9/22/2020 13:50 | pH | 6.9 | pH |
| GS-AP-PZ-18 | 9/22/2020 13:50 | Temperature | 17.93 | C |
| GS-AP-PZ-18 | 9/22/2020 13:50 | Turbidity | 6.95 | NTU |
| GS-AP-PZ-18 | 9/22/2020 13:55 | Conductivity | 2062.28 | uS/cm |
| GS-AP-PZ-18 | 9/22/2020 13:55 | DO | 0.12 | mg/L |
| GS-AP-PZ-18 | 9/22/2020 13:55 | Depth to Water Detail | 125.97 | ft |
| GS-AP-PZ-18 | 9/22/2020 13:55 | Oxidation Reduction Potention | -134.41 | mv |
| GS-AP-PZ-18 | 9/22/2020 13:55 | pH | 6.66 | pH |
| GS-AP-PZ-18 | 9/22/2020 13:55 | Temperature | 18.05 | C |
| GS-AP-PZ-18 | 9/22/2020 13:55 | Turbidity | 5.53 | NTU |
| GS-AP-PZ-18 | 9/22/2020 14:00 | Conductivity | 1744.36 | uS/cm |
| GS-AP-PZ-18 | 9/22/2020 14:00 | DO | 0.09 | mg/L |
| GS-AP-PZ-18 | 9/22/2020 14:00 | Depth to Water Detail | 125.97 | ft |
| GS-AP-PZ-18 | 9/22/2020 14:00 | Oxidation Reduction Potention | -125.65 | mv |
| GS-AP-PZ-18 | 9/22/2020 14:00 | pH | 6.63 | pH |
| GS-AP-PZ-18 | 9/22/2020 14:00 | Temperature | 18.09 | C |
| GS-AP-PZ-18 | 9/22/2020 14:00 | Turbidity | 3.19 | NTU |
| GS-AP-PZ-18 | 9/22/2020 14:05 | Conductivity | 1830.56 | uS/cm |
| GS-AP-PZ-18 | 9/22/2020 14:05 | DO | 0.08 | mg/L |
| GS-AP-PZ-18 | 9/22/2020 14:05 | Depth to Water Detail | 125.97 | ft |
| GS-AP-PZ-18 | 9/22/2020 14:05 | Oxidation Reduction Potention | -118.48 | mv |
| GS-AP-PZ-18 | 9/22/2020 14:05 | pH | 6.6 | pH |
| GS-AP-PZ-18 | 9/22/2020 14:05 | Temperature | 18.1 | C |
| GS-AP-PZ-18 | 9/22/2020 14:05 | Turbidity | 2.07 | NTU |
| GS-AP-PZ-18 | 9/22/2020 14:10 | Conductivity | 1630.14 | uS/cm |
| GS-AP-PZ-18 | 9/22/2020 14:10 | DO | 0.07 | mg/L |
| GS-AP-PZ-18 | 9/22/2020 14:10 | Depth to Water Detail | 125.97 | ft |
| GS-AP-PZ-18 | 9/22/2020 14:10 | Oxidation Reduction Potention | -113.26 | mv |
| GS-AP-PZ-18 | 9/22/2020 14:10 | pH | 6.56 | pH |
| GS-AP-PZ-18 | 9/22/2020 14:10 | Temperature | 18.07 | C |
| GS-AP-PZ-18 | 9/22/2020 14:10 | Turbidity | 2.21 | NTU |
| GS-AP-PZ-18 | 9/22/2020 14:15 | Conductivity | 1537.23 | uS/cm |
| GS-AP-PZ-18 | 9/22/2020 14:15 | DO | 0.06 | mg/L |
| GS-AP-PZ-18 | 9/22/2020 14:15 | Depth to Water Detail | 125.97 | ft |
| GS-AP-PZ-18 | 9/22/2020 14:15 | Oxidation Reduction Potention | -120.58 | mv |
| GS-AP-PZ-18 | 9/22/2020 14:15 | pH | 6.56 | pH |
| GS-AP-PZ-18 | 9/22/2020 14:15 | Temperature | 17.95 | C |
| GS-AP-PZ-18 | 9/22/2020 14:15 | Turbidity | 1.71 | NTU |
| GS-AP-PZ-18 | 9/22/2020 14:20 | Conductivity | 1426.78 | uS/cm |
| GS-AP-PZ-18 | 9/22/2020 14:20 | DO | 0.06 | mg/L |
| GS-AP-PZ-18 | 9/22/2020 14:20 | Depth to Water Detail | 125.97 | ft |
| GS-AP-PZ-18 | 9/22/2020 14:20 | Oxidation Reduction Potention | -126.32 | mv |

# Alabama Power Company
# Plant Gorgas Ash Pond

| WELL ID | READING TIME | DESCRIPTION | VALUE | UNIT |
|---|---|---|---|---|
| GS-AP-PZ-18 | 9/22/2020 14:20 | pH | 6.58 | pH |
| GS-AP-PZ-18 | 9/22/2020 14:20 | Temperature | 17.97 | C |
| GS-AP-PZ-18 | 9/22/2020 14:20 | Turbidity | 1.6 | NTU |
| GS-AP-PZ-18 | 9/22/2020 14:25 | Conductivity | 1316.27 | uS/cm |
| GS-AP-PZ-18 | 9/22/2020 14:25 | DO | 0.05 | mg/L |
| GS-AP-PZ-18 | 9/22/2020 14:25 | Depth to Water Detail | 125.97 | ft |
| GS-AP-PZ-18 | 9/22/2020 14:25 | Oxidation Reduction Potention | -132.44 | mv |
| GS-AP-PZ-18 | 9/22/2020 14:25 | pH | 6.63 | pH |
| GS-AP-PZ-18 | 9/22/2020 14:25 | Temperature | 18.04 | C |
| GS-AP-PZ-18 | 9/22/2020 14:25 | Turbidity | 2.08 | NTU |
| GS-AP-PZ-18 | 9/22/2020 14:30 | Conductivity | 1525.06 | uS/cm |
| GS-AP-PZ-18 | 9/22/2020 14:30 | DO | 0.05 | mg/L |
| GS-AP-PZ-18 | 9/22/2020 14:30 | Depth to Water Detail | 125.97 | ft |
| GS-AP-PZ-18 | 9/22/2020 14:30 | Oxidation Reduction Potention | -135.16 | mv |
| GS-AP-PZ-18 | 9/22/2020 14:30 | pH | 6.67 | pH |
| GS-AP-PZ-18 | 9/22/2020 14:30 | Temperature | 17.99 | C |
| GS-AP-PZ-18 | 9/22/2020 14:30 | Turbidity | 1.91 | NTU |
| GS-AP-PZ-18 | 9/22/2020 14:35 | Conductivity | 1435.23 | uS/cm |
| GS-AP-PZ-18 | 9/22/2020 14:35 | DO | 0.05 | mg/L |
| GS-AP-PZ-18 | 9/22/2020 14:35 | Depth to Water Detail | 125.97 | ft |
| GS-AP-PZ-18 | 9/22/2020 14:35 | Oxidation Reduction Potention | -137.04 | mv |
| GS-AP-PZ-18 | 9/22/2020 14:35 | pH | 6.72 | pH |
| GS-AP-PZ-18 | 9/22/2020 14:35 | Temperature | 17.94 | C |
| GS-AP-PZ-18 | 9/22/2020 14:35 | Turbidity | 2.01 | NTU |
| GS-AP-PZ-18 | 9/22/2020 14:40 | Conductivity | 1369.48 | uS/cm |
| GS-AP-PZ-18 | 9/22/2020 14:40 | DO | 0.04 | mg/L |
| GS-AP-PZ-18 | 9/22/2020 14:40 | Depth to Water Detail | 125.97 | ft |
| GS-AP-PZ-18 | 9/22/2020 14:40 | Oxidation Reduction Potention | -138.49 | mv |
| GS-AP-PZ-18 | 9/22/2020 14:40 | pH | 6.76 | pH |
| GS-AP-PZ-18 | 9/22/2020 14:40 | Temperature | 17.97 | C |
| GS-AP-PZ-18 | 9/22/2020 14:40 | Turbidity | 2.14 | NTU |
| GS-AP-PZ-18 | 9/22/2020 14:45 | Conductivity | 1341.31 | uS/cm |
| GS-AP-PZ-18 | 9/22/2020 14:45 | DO | 0.04 | mg/L |
| GS-AP-PZ-18 | 9/22/2020 14:45 | Depth to Water Detail | 125.97 | ft |
| GS-AP-PZ-18 | 9/22/2020 14:45 | Oxidation Reduction Potention | -141.79 | mv |
| GS-AP-PZ-18 | 9/22/2020 14:45 | pH | 6.79 | pH |
| GS-AP-PZ-18 | 9/22/2020 14:45 | Temperature | 17.97 | C |
| GS-AP-PZ-18 | 9/22/2020 14:45 | Turbidity | 2.22 | NTU |
| GS-AP-PZ-18 | 9/22/2020 14:50 | Conductivity | 1266.6 | uS/cm |
| GS-AP-PZ-18 | 9/22/2020 14:50 | DO | 0.04 | mg/L |
| GS-AP-PZ-18 | 9/22/2020 14:50 | Depth to Water Detail | 125.97 | ft |
| GS-AP-PZ-18 | 9/22/2020 14:50 | Oxidation Reduction Potention | -144.51 | mv |
| GS-AP-PZ-18 | 9/22/2020 14:50 | pH | 6.82 | pH |
| GS-AP-PZ-18 | 9/22/2020 14:50 | Temperature | 18.04 | C |
| GS-AP-PZ-18 | 9/22/2020 14:50 | Turbidity | 1.6 | NTU |
| GS-AP-PZ-18 | 9/22/2020 14:55 | Conductivity | 1205.37 | uS/cm |

# Alabama Power Company
# Plant Gorgas Ash Pond

| WELL ID | READING TIME | DESCRIPTION | VALUE | UNIT |
|---|---|---|---|---|
| GS-AP-PZ-18 | 9/22/2020 14:55 | DO | 0.04 | mg/L |
| GS-AP-PZ-18 | 9/22/2020 14:55 | Depth to Water Detail | 125.97 | ft |
| GS-AP-PZ-18 | 9/22/2020 14:55 | Oxidation Reduction Potention | -145.71 | mv |
| GS-AP-PZ-18 | 9/22/2020 14:55 | pH | 6.86 | pH |
| GS-AP-PZ-18 | 9/22/2020 14:55 | Temperature | 18 | C |
| GS-AP-PZ-18 | 9/22/2020 14:55 | Turbidity | 1.63 | NTU |
| GS-AP-PZ-18 | 9/22/2020 15:00 | Conductivity | 1136.73 | uS/cm |
| GS-AP-PZ-18 | 9/22/2020 15:00 | DO | 0.04 | mg/L |
| GS-AP-PZ-18 | 9/22/2020 15:00 | Depth to Water Detail | 125.97 | ft |
| GS-AP-PZ-18 | 9/22/2020 15:00 | Oxidation Reduction Potention | -146.41 | mv |
| GS-AP-PZ-18 | 9/22/2020 15:00 | pH | 6.91 | pH |
| GS-AP-PZ-18 | 9/22/2020 15:00 | Temperature | 17.94 | C |
| GS-AP-PZ-18 | 9/22/2020 15:00 | Turbidity | 1.88 | NTU |
| GS-AP-PZ-18 | 9/22/2020 15:05 | Conductivity | 1098.03 | uS/cm |
| GS-AP-PZ-18 | 9/22/2020 15:05 | DO | 0.04 | mg/L |
| GS-AP-PZ-18 | 9/22/2020 15:05 | Depth to Water Detail | 125.97 | ft |
| GS-AP-PZ-18 | 9/22/2020 15:05 | Oxidation Reduction Potention | -148.41 | mv |
| GS-AP-PZ-18 | 9/22/2020 15:05 | pH | 6.93 | pH |
| GS-AP-PZ-18 | 9/22/2020 15:05 | Temperature | 17.91 | C |
| GS-AP-PZ-18 | 9/22/2020 15:05 | Turbidity | 2.1 | NTU |
| GS-AP-PZ-18 | 9/22/2020 15:10 | Conductivity | 1189.67 | uS/cm |
| GS-AP-PZ-18 | 9/22/2020 15:10 | DO | 0.04 | mg/L |
| GS-AP-PZ-18 | 9/22/2020 15:10 | Depth to Water Detail | 125.97 | ft |
| GS-AP-PZ-18 | 9/22/2020 15:10 | Oxidation Reduction Potention | -150.34 | mv |
| GS-AP-PZ-18 | 9/22/2020 15:10 | pH | 6.96 | pH |
| GS-AP-PZ-18 | 9/22/2020 15:10 | Temperature | 18.01 | C |
| GS-AP-PZ-18 | 9/22/2020 15:10 | Turbidity | 2.26 | NTU |
| GS-AP-PZ-18 | 9/22/2020 15:15 | Conductivity | 1124.82 | uS/cm |
| GS-AP-PZ-18 | 9/22/2020 15:15 | DO | 0.04 | mg/L |
| GS-AP-PZ-18 | 9/22/2020 15:15 | Depth to Water Detail | 125.97 | ft |
| GS-AP-PZ-18 | 9/22/2020 15:15 | Oxidation Reduction Potention | -147.9 | mv |
| GS-AP-PZ-18 | 9/22/2020 15:15 | pH | 6.98 | pH |
| GS-AP-PZ-18 | 9/22/2020 15:15 | Temperature | 18.01 | C |
| GS-AP-PZ-18 | 9/22/2020 15:15 | Turbidity | 1.91 | NTU |
| GS-AP-PZ-18 | 9/22/2020 15:20 | Conductivity | 1097.08 | uS/cm |
| GS-AP-PZ-18 | 9/22/2020 15:20 | DO | 0.03 | mg/L |
| GS-AP-PZ-18 | 9/22/2020 15:20 | Depth to Water Detail | 125.97 | ft |
| GS-AP-PZ-18 | 9/22/2020 15:20 | Oxidation Reduction Potention | -147.66 | mv |
| GS-AP-PZ-18 | 9/22/2020 15:20 | pH | 7 | pH |
| GS-AP-PZ-18 | 9/22/2020 15:20 | Temperature | 17.99 | C |
| GS-AP-PZ-18 | 9/22/2020 15:20 | Turbidity | 2.12 | NTU |
| GS-AP-PZ-18 | 9/22/2020 15:25 | Conductivity | 1094.45 | uS/cm |
| GS-AP-PZ-18 | 9/22/2020 15:25 | DO | 0.04 | mg/L |
| GS-AP-PZ-18 | 9/22/2020 15:25 | Depth to Water Detail | 125.97 | ft |
| GS-AP-PZ-18 | 9/22/2020 15:25 | Oxidation Reduction Potention | -145.19 | mv |
| GS-AP-PZ-18 | 9/22/2020 15:25 | pH | 7 | pH |

# Alabama Power Company
# Plant Gorgas Ash Pond

| WELL ID | READING TIME | DESCRIPTION | VALUE | UNIT |
|---|---|---|---|---|
| GS-AP-PZ-18 | 9/22/2020 15:25 | Temperature | 17.9 | C |
| GS-AP-PZ-18 | 9/22/2020 15:25 | Turbidity | 2.24 | NTU |

# Alabama Power Company
# Plant Gorgas Ash Pond

| WELL ID | READING TIME | DESCRIPTION | VALUE | UNIT |
|---|---|---|---|---|
| GS-AP-MW-8 | 9/21/2020 11:15 | Conductivity | 111.42 | uS/cm |
| GS-AP-MW-8 | 9/21/2020 11:15 | DO | 1.96 | mg/L |
| GS-AP-MW-8 | 9/21/2020 11:15 | Depth to Water Detail | 45.68 | ft |
| GS-AP-MW-8 | 9/21/2020 11:15 | Oxidation Reduction Potention | 129.65 | mv |
| GS-AP-MW-8 | 9/21/2020 11:15 | pH | 5.76 | pH |
| GS-AP-MW-8 | 9/21/2020 11:15 | Temperature | 20.08 | C |
| GS-AP-MW-8 | 9/21/2020 11:15 | Turbidity | 5.72 | NTU |
| GS-AP-MW-8 | 9/21/2020 11:20 | Conductivity | 110.43 | uS/cm |
| GS-AP-MW-8 | 9/21/2020 11:20 | DO | 1.98 | mg/L |
| GS-AP-MW-8 | 9/21/2020 11:20 | Depth to Water Detail | 45.91 | ft |
| GS-AP-MW-8 | 9/21/2020 11:20 | Oxidation Reduction Potention | 119.52 | mv |
| GS-AP-MW-8 | 9/21/2020 11:20 | pH | 5.79 | pH |
| GS-AP-MW-8 | 9/21/2020 11:20 | Temperature | 20.14 | C |
| GS-AP-MW-8 | 9/21/2020 11:20 | Turbidity | 4.27 | NTU |
| GS-AP-MW-8 | 9/21/2020 11:25 | Conductivity | 103.11 | uS/cm |
| GS-AP-MW-8 | 9/21/2020 11:25 | DO | 2.06 | mg/L |
| GS-AP-MW-8 | 9/21/2020 11:25 | Depth to Water Detail | 46.06 | ft |
| GS-AP-MW-8 | 9/21/2020 11:25 | Oxidation Reduction Potention | 112.36 | mv |
| GS-AP-MW-8 | 9/21/2020 11:25 | pH | 5.79 | pH |
| GS-AP-MW-8 | 9/21/2020 11:25 | Temperature | 20.11 | C |
| GS-AP-MW-8 | 9/21/2020 11:25 | Turbidity | 2.42 | NTU |
| GS-AP-MW-8 | 9/21/2020 11:30 | Conductivity | 100.71 | uS/cm |
| GS-AP-MW-8 | 9/21/2020 11:30 | DO | 2.09 | mg/L |
| GS-AP-MW-8 | 9/21/2020 11:30 | Depth to Water Detail | 46.29 | ft |
| GS-AP-MW-8 | 9/21/2020 11:30 | Oxidation Reduction Potention | 114.23 | mv |
| GS-AP-MW-8 | 9/21/2020 11:30 | pH | 5.74 | pH |
| GS-AP-MW-8 | 9/21/2020 11:30 | Temperature | 20.18 | C |
| GS-AP-MW-8 | 9/21/2020 11:30 | Turbidity | 2.63 | NTU |
| GS-AP-MW-8 | 9/21/2020 11:35 | Conductivity | 98.51 | uS/cm |
| GS-AP-MW-8 | 9/21/2020 11:35 | DO | 2.11 | mg/L |
| GS-AP-MW-8 | 9/21/2020 11:35 | Depth to Water Detail | 46.43 | ft |
| GS-AP-MW-8 | 9/21/2020 11:35 | Oxidation Reduction Potention | 109.49 | mv |
| GS-AP-MW-8 | 9/21/2020 11:35 | pH | 5.75 | pH |
| GS-AP-MW-8 | 9/21/2020 11:35 | Temperature | 20.19 | C |
| GS-AP-MW-8 | 9/21/2020 11:35 | Turbidity | 3.18 | NTU |
| GS-AP-MW-8 | 9/21/2020 11:40 | Conductivity | 98.05 | uS/cm |
| GS-AP-MW-8 | 9/21/2020 11:40 | DO | 2.08 | mg/L |
| GS-AP-MW-8 | 9/21/2020 11:40 | Depth to Water Detail | 46.61 | ft |
| GS-AP-MW-8 | 9/21/2020 11:40 | Oxidation Reduction Potention | 110.53 | mv |
| GS-AP-MW-8 | 9/21/2020 11:40 | pH | 5.76 | pH |
| GS-AP-MW-8 | 9/21/2020 11:40 | Temperature | 20.25 | C |
| GS-AP-MW-8 | 9/21/2020 11:40 | Turbidity | 3.26 | NTU |
| GS-AP-MW-8 | 9/21/2020 11:45 | Conductivity | 97.79 | uS/cm |
| GS-AP-MW-8 | 9/21/2020 11:45 | DO | 2.02 | mg/L |
| GS-AP-MW-8 | 9/21/2020 11:45 | Depth to Water Detail | 46.79 | ft |
| GS-AP-MW-8 | 9/21/2020 11:45 | Oxidation Reduction Potention | 109.65 | mv |

# Alabama Power Company
# Plant Gorgas Ash Pond

| WELL ID | READING TIME | DESCRIPTION | VALUE | UNIT |
|---|---|---|---|---|
| GS-AP-MW-8 | 9/21/2020 11:45 | pH | 5.77 | pH |
| GS-AP-MW-8 | 9/21/2020 11:45 | Temperature | 20.22 | C |
| GS-AP-MW-8 | 9/21/2020 11:45 | Turbidity | 4.14 | NTU |
| GS-AP-MW-8 | 9/21/2020 11:50 | Conductivity | 97.29 | uS/cm |
| GS-AP-MW-8 | 9/21/2020 11:50 | DO | 1.98 | mg/L |
| GS-AP-MW-8 | 9/21/2020 11:50 | Depth to Water Detail | 46.99 | ft |
| GS-AP-MW-8 | 9/21/2020 11:50 | Oxidation Reduction Potention | 118.8 | mv |
| GS-AP-MW-8 | 9/21/2020 11:50 | pH | 5.77 | pH |
| GS-AP-MW-8 | 9/21/2020 11:50 | Temperature | 20.22 | C |
| GS-AP-MW-8 | 9/21/2020 11:50 | Turbidity | 3.83 | NTU |
| GS-AP-MW-8 | 9/21/2020 11:55 | Conductivity | 96.43 | uS/cm |
| GS-AP-MW-8 | 9/21/2020 11:55 | DO | 1.87 | mg/L |
| GS-AP-MW-8 | 9/21/2020 11:55 | Depth to Water Detail | 47.12 | ft |
| GS-AP-MW-8 | 9/21/2020 11:55 | Oxidation Reduction Potention | 120.17 | mv |
| GS-AP-MW-8 | 9/21/2020 11:55 | pH | 5.78 | pH |
| GS-AP-MW-8 | 9/21/2020 11:55 | Temperature | 20.5 | C |
| GS-AP-MW-8 | 9/21/2020 11:55 | Turbidity | 4.09 | NTU |
| GS-AP-MW-8 | 9/21/2020 12:00 | Conductivity | 95.57 | uS/cm |
| GS-AP-MW-8 | 9/21/2020 12:00 | DO | 1.77 | mg/L |
| GS-AP-MW-8 | 9/21/2020 12:00 | Depth to Water Detail | 47.3 | ft |
| GS-AP-MW-8 | 9/21/2020 12:00 | Oxidation Reduction Potention | 119.38 | mv |
| GS-AP-MW-8 | 9/21/2020 12:00 | pH | 5.74 | pH |
| GS-AP-MW-8 | 9/21/2020 12:00 | Temperature | 20.32 | C |
| GS-AP-MW-8 | 9/21/2020 12:00 | Turbidity | 4.25 | NTU |
| GS-AP-MW-8 | 9/21/2020 12:05 | Conductivity | 94.1 | uS/cm |
| GS-AP-MW-8 | 9/21/2020 12:05 | DO | 1.68 | mg/L |
| GS-AP-MW-8 | 9/21/2020 12:05 | Depth to Water Detail | 47.41 | ft |
| GS-AP-MW-8 | 9/21/2020 12:05 | Oxidation Reduction Potention | 117.41 | mv |
| GS-AP-MW-8 | 9/21/2020 12:05 | pH | 5.75 | pH |
| GS-AP-MW-8 | 9/21/2020 12:05 | Temperature | 20.34 | C |
| GS-AP-MW-8 | 9/21/2020 12:05 | Turbidity | 4.22 | NTU |

# Alabama Power Company
# Plant Gorgas Ash Pond

| WELL ID | READING TIME | DESCRIPTION | VALUE | UNIT |
|---|---|---|---|---|
| GS-AP-MW-26H | 9/21/2020 13:57 | Conductivity | 499.22 | uS/cm |
| GS-AP-MW-26H | 9/21/2020 13:57 | DO | 1.39 | mg/L |
| GS-AP-MW-26H | 9/21/2020 13:57 | Depth to Water Detail | 96.94 | ft |
| GS-AP-MW-26H | 9/21/2020 13:57 | Oxidation Reduction Potention | -67.06 | mv |
| GS-AP-MW-26H | 9/21/2020 13:57 | pH | 7.21 | pH |
| GS-AP-MW-26H | 9/21/2020 13:57 | Temperature | 21.63 | C |
| GS-AP-MW-26H | 9/21/2020 13:57 | Turbidity | 60.7 | NTU |
| GS-AP-MW-26H | 9/21/2020 14:02 | Conductivity | 623.95 | uS/cm |
| GS-AP-MW-26H | 9/21/2020 14:02 | DO | 0.67 | mg/L |
| GS-AP-MW-26H | 9/21/2020 14:02 | Depth to Water Detail | 97.72 | ft |
| GS-AP-MW-26H | 9/21/2020 14:02 | Oxidation Reduction Potention | -116.63 | mv |
| GS-AP-MW-26H | 9/21/2020 14:02 | pH | 7.21 | pH |
| GS-AP-MW-26H | 9/21/2020 14:02 | Temperature | 21.39 | C |
| GS-AP-MW-26H | 9/21/2020 14:02 | Turbidity | 39.9 | NTU |
| GS-AP-MW-26H | 9/21/2020 14:07 | Conductivity | 521.22 | uS/cm |
| GS-AP-MW-26H | 9/21/2020 14:07 | DO | 0.54 | mg/L |
| GS-AP-MW-26H | 9/21/2020 14:07 | Depth to Water Detail | 99.19 | ft |
| GS-AP-MW-26H | 9/21/2020 14:07 | Oxidation Reduction Potention | -118.42 | mv |
| GS-AP-MW-26H | 9/21/2020 14:07 | pH | 7.22 | pH |
| GS-AP-MW-26H | 9/21/2020 14:07 | Temperature | 21.23 | C |
| GS-AP-MW-26H | 9/21/2020 14:07 | Turbidity | 28.2 | NTU |
| GS-AP-MW-26H | 9/21/2020 14:12 | Conductivity | 469.48 | uS/cm |
| GS-AP-MW-26H | 9/21/2020 14:12 | DO | 0.55 | mg/L |
| GS-AP-MW-26H | 9/21/2020 14:12 | Depth to Water Detail | 99.86 | ft |
| GS-AP-MW-26H | 9/21/2020 14:12 | Oxidation Reduction Potention | -115.41 | mv |
| GS-AP-MW-26H | 9/21/2020 14:12 | pH | 7.2 | pH |
| GS-AP-MW-26H | 9/21/2020 14:12 | Temperature | 20.91 | C |
| GS-AP-MW-26H | 9/21/2020 14:12 | Turbidity | 33.9 | NTU |
| GS-AP-MW-26H | 9/21/2020 14:17 | Conductivity | 426.66 | uS/cm |
| GS-AP-MW-26H | 9/21/2020 14:17 | DO | 0.58 | mg/L |
| GS-AP-MW-26H | 9/21/2020 14:17 | Depth to Water Detail | 100.49 | ft |
| GS-AP-MW-26H | 9/21/2020 14:17 | Oxidation Reduction Potention | -112.75 | mv |
| GS-AP-MW-26H | 9/21/2020 14:17 | pH | 7.2 | pH |
| GS-AP-MW-26H | 9/21/2020 14:17 | Temperature | 20.99 | C |
| GS-AP-MW-26H | 9/21/2020 14:17 | Turbidity | 34.1 | NTU |
| GS-AP-MW-26H | 9/21/2020 14:22 | Conductivity | 402.49 | uS/cm |
| GS-AP-MW-26H | 9/21/2020 14:22 | DO | 0.63 | mg/L |
| GS-AP-MW-26H | 9/21/2020 14:22 | Depth to Water Detail | 100.84 | ft |
| GS-AP-MW-26H | 9/21/2020 14:22 | Oxidation Reduction Potention | -110.2 | mv |
| GS-AP-MW-26H | 9/21/2020 14:22 | pH | 7.2 | pH |
| GS-AP-MW-26H | 9/21/2020 14:22 | Temperature | 20.84 | C |
| GS-AP-MW-26H | 9/21/2020 14:22 | Turbidity | 37.2 | NTU |
| GS-AP-MW-26H | 9/21/2020 14:27 | Conductivity | 391.26 | uS/cm |
| GS-AP-MW-26H | 9/21/2020 14:27 | DO | 0.64 | mg/L |
| GS-AP-MW-26H | 9/21/2020 14:27 | Depth to Water Detail | 101.21 | ft |
| GS-AP-MW-26H | 9/21/2020 14:27 | Oxidation Reduction Potention | -109.47 | mv |

# Alabama Power Company
# Plant Gorgas Ash Pond

| WELL ID | READING TIME | DESCRIPTION | VALUE | UNIT |
|---|---|---|---|---|
| GS-AP-MW-26H | 9/21/2020 14:27 | pH | 7.21 | pH |
| GS-AP-MW-26H | 9/21/2020 14:27 | Temperature | 20.87 | C |
| GS-AP-MW-26H | 9/21/2020 14:27 | Turbidity | 40.9 | NTU |
| GS-AP-MW-26H | 9/21/2020 14:32 | Conductivity | 389.69 | uS/cm |
| GS-AP-MW-26H | 9/21/2020 14:32 | DO | 0.69 | mg/L |
| GS-AP-MW-26H | 9/21/2020 14:32 | Depth to Water Detail | 101.61 | ft |
| GS-AP-MW-26H | 9/21/2020 14:32 | Oxidation Reduction Potention | -110.04 | mv |
| GS-AP-MW-26H | 9/21/2020 14:32 | pH | 7.22 | pH |
| GS-AP-MW-26H | 9/21/2020 14:32 | Temperature | 20.98 | C |
| GS-AP-MW-26H | 9/21/2020 14:32 | Turbidity | 66.2 | NTU |
| GS-AP-MW-26H | 9/21/2020 14:37 | Conductivity | 374.14 | uS/cm |
| GS-AP-MW-26H | 9/21/2020 14:37 | DO | 0.68 | mg/L |
| GS-AP-MW-26H | 9/21/2020 14:37 | Depth to Water Detail | 102.08 | ft |
| GS-AP-MW-26H | 9/21/2020 14:37 | Oxidation Reduction Potention | -109.26 | mv |
| GS-AP-MW-26H | 9/21/2020 14:37 | pH | 7.23 | pH |
| GS-AP-MW-26H | 9/21/2020 14:37 | Temperature | 20.99 | C |
| GS-AP-MW-26H | 9/21/2020 14:37 | Turbidity | 58.3 | NTU |
| GS-AP-MW-26H | 9/21/2020 14:42 | Conductivity | 371.34 | uS/cm |
| GS-AP-MW-26H | 9/21/2020 14:42 | DO | 0.68 | mg/L |
| GS-AP-MW-26H | 9/21/2020 14:42 | Depth to Water Detail | 102.46 | ft |
| GS-AP-MW-26H | 9/21/2020 14:42 | Oxidation Reduction Potention | -109.08 | mv |
| GS-AP-MW-26H | 9/21/2020 14:42 | pH | 7.24 | pH |
| GS-AP-MW-26H | 9/21/2020 14:42 | Temperature | 20.76 | C |
| GS-AP-MW-26H | 9/21/2020 14:42 | Turbidity | 64.8 | NTU |
| GS-AP-MW-26H | 9/21/2020 14:47 | Conductivity | 456.72 | uS/cm |
| GS-AP-MW-26H | 9/21/2020 14:47 | DO | 0.71 | mg/L |
| GS-AP-MW-26H | 9/21/2020 14:47 | Depth to Water Detail | 102.79 | ft |
| GS-AP-MW-26H | 9/21/2020 14:47 | Oxidation Reduction Potention | -108.65 | mv |
| GS-AP-MW-26H | 9/21/2020 14:47 | pH | 7.24 | pH |
| GS-AP-MW-26H | 9/21/2020 14:47 | Temperature | 20.73 | C |
| GS-AP-MW-26H | 9/21/2020 14:47 | Turbidity | >10 | NTU |
| GS-AP-MW-26H | 9/21/2020 14:52 | Conductivity | 424.86 | uS/cm |
| GS-AP-MW-26H | 9/21/2020 14:52 | DO | 0.73 | mg/L |
| GS-AP-MW-26H | 9/21/2020 14:52 | Depth to Water Detail | 103.11 | ft |
| GS-AP-MW-26H | 9/21/2020 14:52 | Oxidation Reduction Potention | -108.82 | mv |
| GS-AP-MW-26H | 9/21/2020 14:52 | pH | 7.25 | pH |
| GS-AP-MW-26H | 9/21/2020 14:52 | Temperature | 20.96 | C |
| GS-AP-MW-26H | 9/21/2020 14:52 | Turbidity | >10 | NTU |
| GS-AP-MW-26H | 9/21/2020 14:57 | Conductivity | 428.19 | uS/cm |
| GS-AP-MW-26H | 9/21/2020 14:57 | DO | 0.7 | mg/L |
| GS-AP-MW-26H | 9/21/2020 14:57 | Depth to Water Detail | 103.33 | ft |
| GS-AP-MW-26H | 9/21/2020 14:57 | Oxidation Reduction Potention | -109.91 | mv |
| GS-AP-MW-26H | 9/21/2020 14:57 | pH | 7.27 | pH |
| GS-AP-MW-26H | 9/21/2020 14:57 | Temperature | 21.05 | C |
| GS-AP-MW-26H | 9/21/2020 14:57 | Turbidity | >10 | NTU |
| GS-AP-MW-26H | 9/21/2020 15:02 | Conductivity | 406.81 | uS/cm |

# Alabama Power Company
# Plant Gorgas Ash Pond

| WELL ID | READING TIME | DESCRIPTION | VALUE | UNIT |
|---|---|---|---|---|
| GS-AP-MW-26H | 9/21/2020 15:02 | DO | 0.71 | mg/L |
| GS-AP-MW-26H | 9/21/2020 15:02 | Depth to Water Detail | 103.56 | ft |
| GS-AP-MW-26H | 9/21/2020 15:02 | Oxidation Reduction Potention | -109.7 | mv |
| GS-AP-MW-26H | 9/21/2020 15:02 | pH | 7.27 | pH |
| GS-AP-MW-26H | 9/21/2020 15:02 | Temperature | 21.1 | C |
| GS-AP-MW-26H | 9/21/2020 15:02 | Turbidity | >10 | NTU |
| GS-AP-MW-26H | 9/21/2020 15:07 | Conductivity | 397.28 | uS/cm |
| GS-AP-MW-26H | 9/21/2020 15:07 | DO | 0.7 | mg/L |
| GS-AP-MW-26H | 9/21/2020 15:07 | Depth to Water Detail | 103.91 | ft |
| GS-AP-MW-26H | 9/21/2020 15:07 | Oxidation Reduction Potention | -110.48 | mv |
| GS-AP-MW-26H | 9/21/2020 15:07 | pH | 7.28 | pH |
| GS-AP-MW-26H | 9/21/2020 15:07 | Temperature | 21.06 | C |
| GS-AP-MW-26H | 9/21/2020 15:07 | Turbidity | >10 | NTU |
| GS-AP-MW-26H | 9/21/2020 15:12 | Conductivity | 395.32 | uS/cm |
| GS-AP-MW-26H | 9/21/2020 15:12 | DO | 0.71 | mg/L |
| GS-AP-MW-26H | 9/21/2020 15:12 | Depth to Water Detail | 104.06 | ft |
| GS-AP-MW-26H | 9/21/2020 15:12 | Oxidation Reduction Potention | -109.65 | mv |
| GS-AP-MW-26H | 9/21/2020 15:12 | pH | 7.27 | pH |
| GS-AP-MW-26H | 9/21/2020 15:12 | Temperature | 20.84 | C |
| GS-AP-MW-26H | 9/21/2020 15:12 | Turbidity | >10 | NTU |
| GS-AP-MW-26H | 9/21/2020 15:17 | Conductivity | 392.78 | uS/cm |
| GS-AP-MW-26H | 9/21/2020 15:17 | DO | 0.69 | mg/L |
| GS-AP-MW-26H | 9/21/2020 15:17 | Depth to Water Detail | 104.46 | ft |
| GS-AP-MW-26H | 9/21/2020 15:17 | Oxidation Reduction Potention | -109.33 | mv |
| GS-AP-MW-26H | 9/21/2020 15:17 | pH | 7.28 | pH |
| GS-AP-MW-26H | 9/21/2020 15:17 | Temperature | 20.5 | C |
| GS-AP-MW-26H | 9/21/2020 15:17 | Turbidity | >10 | NTU |
| GS-AP-MW-26H | 9/21/2020 15:22 | Conductivity | 382.74 | uS/cm |
| GS-AP-MW-26H | 9/21/2020 15:22 | DO | 0.71 | mg/L |
| GS-AP-MW-26H | 9/21/2020 15:22 | Depth to Water Detail | 104.62 | ft |
| GS-AP-MW-26H | 9/21/2020 15:22 | Oxidation Reduction Potention | -108.07 | mv |
| GS-AP-MW-26H | 9/21/2020 15:22 | pH | 7.27 | pH |
| GS-AP-MW-26H | 9/21/2020 15:22 | Temperature | 20.63 | C |
| GS-AP-MW-26H | 9/21/2020 15:22 | Turbidity | >10 | NTU |
| GS-AP-MW-26H | 9/21/2020 15:27 | Conductivity | 466.79 | uS/cm |
| GS-AP-MW-26H | 9/21/2020 15:27 | DO | 0.71 | mg/L |
| GS-AP-MW-26H | 9/21/2020 15:27 | Depth to Water Detail | 104.79 | ft |
| GS-AP-MW-26H | 9/21/2020 15:27 | Oxidation Reduction Potention | -107.21 | mv |
| GS-AP-MW-26H | 9/21/2020 15:27 | pH | 7.26 | pH |
| GS-AP-MW-26H | 9/21/2020 15:27 | Temperature | 20.59 | C |
| GS-AP-MW-26H | 9/21/2020 15:27 | Turbidity | >10 | NTU |
| GS-AP-MW-26H | 9/21/2020 15:32 | Conductivity | 445.81 | uS/cm |
| GS-AP-MW-26H | 9/21/2020 15:32 | DO | 0.72 | mg/L |
| GS-AP-MW-26H | 9/21/2020 15:32 | Depth to Water Detail | 105.16 | ft |
| GS-AP-MW-26H | 9/21/2020 15:32 | Oxidation Reduction Potention | -106.15 | mv |
| GS-AP-MW-26H | 9/21/2020 15:32 | pH | 7.25 | pH |

# Alabama Power Company
# Plant Gorgas Ash Pond

| WELL ID | READING TIME | DESCRIPTION | VALUE | UNIT |
|---|---|---|---|---|
| GS-AP-MW-26H | 9/21/2020 15:32 | Temperature | 20.65 | C |
| GS-AP-MW-26H | 9/21/2020 15:32 | Turbidity | >10 | NTU |
| GS-AP-MW-26H | 9/21/2020 15:37 | Conductivity | 434.75 | uS/cm |
| GS-AP-MW-26H | 9/21/2020 15:37 | DO | 0.73 | mg/L |
| GS-AP-MW-26H | 9/21/2020 15:37 | Depth to Water Detail | 105.27 | ft |
| GS-AP-MW-26H | 9/21/2020 15:37 | Oxidation Reduction Potention | -105.37 | mv |
| GS-AP-MW-26H | 9/21/2020 15:37 | pH | 7.25 | pH |
| GS-AP-MW-26H | 9/21/2020 15:37 | Temperature | 20.7 | C |
| GS-AP-MW-26H | 9/21/2020 15:37 | Turbidity | >10 | NTU |
| GS-AP-MW-26H | 9/21/2020 15:42 | Conductivity | 427.04 | uS/cm |
| GS-AP-MW-26H | 9/21/2020 15:42 | DO | 0.73 | mg/L |
| GS-AP-MW-26H | 9/21/2020 15:42 | Depth to Water Detail | 105.42 | ft |
| GS-AP-MW-26H | 9/21/2020 15:42 | Oxidation Reduction Potention | -104.32 | mv |
| GS-AP-MW-26H | 9/21/2020 15:42 | pH | 7.25 | pH |
| GS-AP-MW-26H | 9/21/2020 15:42 | Temperature | 20.76 | C |
| GS-AP-MW-26H | 9/21/2020 15:42 | Turbidity | >10 | NTU |
| GS-AP-MW-26H | 9/21/2020 15:47 | Conductivity | 419.01 | uS/cm |
| GS-AP-MW-26H | 9/21/2020 15:47 | DO | 0.75 | mg/L |
| GS-AP-MW-26H | 9/21/2020 15:47 | Depth to Water Detail | 105.53 | ft |
| GS-AP-MW-26H | 9/21/2020 15:47 | Oxidation Reduction Potention | -103.12 | mv |
| GS-AP-MW-26H | 9/21/2020 15:47 | pH | 7.25 | pH |
| GS-AP-MW-26H | 9/21/2020 15:47 | Temperature | 20.49 | C |
| GS-AP-MW-26H | 9/21/2020 15:47 | Turbidity | >10 | NTU |
| GS-AP-MW-26H | 9/21/2020 15:52 | Conductivity | 417.46 | uS/cm |
| GS-AP-MW-26H | 9/21/2020 15:52 | DO | 0.74 | mg/L |
| GS-AP-MW-26H | 9/21/2020 15:52 | Depth to Water Detail | 105.6 | ft |
| GS-AP-MW-26H | 9/21/2020 15:52 | Oxidation Reduction Potention | -103.05 | mv |
| GS-AP-MW-26H | 9/21/2020 15:52 | pH | 7.25 | pH |
| GS-AP-MW-26H | 9/21/2020 15:52 | Temperature | 20.38 | C |
| GS-AP-MW-26H | 9/21/2020 15:52 | Turbidity | >10 | NTU |

# Alabama Power Company
# Plant Gorgas Ash Pond

| WELL ID | READING TIME | DESCRIPTION | VALUE | UNIT |
|---|---|---|---|---|
| GS-AP-MW-40H | 9/22/2020 9:33 | Conductivity | 1748.18 | uS/cm |
| GS-AP-MW-40H | 9/22/2020 9:33 | DO | 0.49 | mg/L |
| GS-AP-MW-40H | 9/22/2020 9:33 | Depth to Water Detail | 83.46 | ft |
| GS-AP-MW-40H | 9/22/2020 9:33 | Oxidation Reduction Potention | -4.2 | mv |
| GS-AP-MW-40H | 9/22/2020 9:33 | pH | 6.67 | pH |
| GS-AP-MW-40H | 9/22/2020 9:33 | Temperature | 18.78 | C |
| GS-AP-MW-40H | 9/22/2020 9:33 | Turbidity | 15.1 | NTU |
| GS-AP-MW-40H | 9/22/2020 9:38 | Conductivity | 1730.38 | uS/cm |
| GS-AP-MW-40H | 9/22/2020 9:38 | DO | 0.43 | mg/L |
| GS-AP-MW-40H | 9/22/2020 9:38 | Depth to Water Detail | 83.52 | ft |
| GS-AP-MW-40H | 9/22/2020 9:38 | Oxidation Reduction Potention | -31.2 | mv |
| GS-AP-MW-40H | 9/22/2020 9:38 | pH | 6.66 | pH |
| GS-AP-MW-40H | 9/22/2020 9:38 | Temperature | 18.82 | C |
| GS-AP-MW-40H | 9/22/2020 9:38 | Turbidity | 7.6 | NTU |
| GS-AP-MW-40H | 9/22/2020 9:43 | Conductivity | 1712.01 | uS/cm |
| GS-AP-MW-40H | 9/22/2020 9:43 | DO | 0.4 | mg/L |
| GS-AP-MW-40H | 9/22/2020 9:43 | Depth to Water Detail | 83.56 | ft |
| GS-AP-MW-40H | 9/22/2020 9:43 | Oxidation Reduction Potention | -48.26 | mv |
| GS-AP-MW-40H | 9/22/2020 9:43 | pH | 6.65 | pH |
| GS-AP-MW-40H | 9/22/2020 9:43 | Temperature | 18.8 | C |
| GS-AP-MW-40H | 9/22/2020 9:43 | Turbidity | 6.19 | NTU |
| GS-AP-MW-40H | 9/22/2020 9:48 | Conductivity | 1704.83 | uS/cm |
| GS-AP-MW-40H | 9/22/2020 9:48 | DO | 0.4 | mg/L |
| GS-AP-MW-40H | 9/22/2020 9:48 | Depth to Water Detail | 83.61 | ft |
| GS-AP-MW-40H | 9/22/2020 9:48 | Oxidation Reduction Potention | -58.57 | mv |
| GS-AP-MW-40H | 9/22/2020 9:48 | pH | 6.64 | pH |
| GS-AP-MW-40H | 9/22/2020 9:48 | Temperature | 18.8 | C |
| GS-AP-MW-40H | 9/22/2020 9:48 | Turbidity | 5.49 | NTU |
| GS-AP-MW-40H | 9/22/2020 9:53 | Conductivity | 1690.9 | uS/cm |
| GS-AP-MW-40H | 9/22/2020 9:53 | DO | 0.39 | mg/L |
| GS-AP-MW-40H | 9/22/2020 9:53 | Depth to Water Detail | 83.7 | ft |
| GS-AP-MW-40H | 9/22/2020 9:53 | Oxidation Reduction Potention | -66.34 | mv |
| GS-AP-MW-40H | 9/22/2020 9:53 | pH | 6.64 | pH |
| GS-AP-MW-40H | 9/22/2020 9:53 | Temperature | 18.88 | C |
| GS-AP-MW-40H | 9/22/2020 9:53 | Turbidity | 4.76 | NTU |

# Alabama Power Company
# Plant Gorgas Ash Pond

| WELL ID | READING TIME | DESCRIPTION | VALUE | UNIT |
|---|---|---|---|---|
| GS-AP-MW-9V | 9/22/2020 11:35 | Conductivity | 1361.01 | uS/cm |
| GS-AP-MW-9V | 9/22/2020 11:35 | DO | 0.71 | mg/L |
| GS-AP-MW-9V | 9/22/2020 11:35 | Depth to Water Detail | 57.89 | ft |
| GS-AP-MW-9V | 9/22/2020 11:35 | Oxidation Reduction Potention | -180.98 | mv |
| GS-AP-MW-9V | 9/22/2020 11:35 | pH | 7.33 | pH |
| GS-AP-MW-9V | 9/22/2020 11:35 | Temperature | 18.97 | C |
| GS-AP-MW-9V | 9/22/2020 11:35 | Turbidity | 4.06 | NTU |
| GS-AP-MW-9V | 9/22/2020 11:40 | Conductivity | 1336.94 | uS/cm |
| GS-AP-MW-9V | 9/22/2020 11:40 | DO | 0.59 | mg/L |
| GS-AP-MW-9V | 9/22/2020 11:40 | Depth to Water Detail | 58.56 | ft |
| GS-AP-MW-9V | 9/22/2020 11:40 | Oxidation Reduction Potention | -211.68 | mv |
| GS-AP-MW-9V | 9/22/2020 11:40 | pH | 7.34 | pH |
| GS-AP-MW-9V | 9/22/2020 11:40 | Temperature | 18.92 | C |
| GS-AP-MW-9V | 9/22/2020 11:40 | Turbidity | 2.57 | NTU |
| GS-AP-MW-9V | 9/22/2020 11:45 | Conductivity | 1291.4 | uS/cm |
| GS-AP-MW-9V | 9/22/2020 11:45 | DO | 0.5 | mg/L |
| GS-AP-MW-9V | 9/22/2020 11:45 | Depth to Water Detail | 59.11 | ft |
| GS-AP-MW-9V | 9/22/2020 11:45 | Oxidation Reduction Potention | -230.88 | mv |
| GS-AP-MW-9V | 9/22/2020 11:45 | pH | 7.35 | pH |
| GS-AP-MW-9V | 9/22/2020 11:45 | Temperature | 18.98 | C |
| GS-AP-MW-9V | 9/22/2020 11:45 | Turbidity | 2 | NTU |
| GS-AP-MW-9V | 9/22/2020 11:50 | Conductivity | 1193.82 | uS/cm |
| GS-AP-MW-9V | 9/22/2020 11:50 | DO | 0.46 | mg/L |
| GS-AP-MW-9V | 9/22/2020 11:50 | Depth to Water Detail | 59.64 | ft |
| GS-AP-MW-9V | 9/22/2020 11:50 | Oxidation Reduction Potention | -242.61 | mv |
| GS-AP-MW-9V | 9/22/2020 11:50 | pH | 7.35 | pH |
| GS-AP-MW-9V | 9/22/2020 11:50 | Temperature | 19.03 | C |
| GS-AP-MW-9V | 9/22/2020 11:50 | Turbidity | 2.1 | NTU |
| GS-AP-MW-9V | 9/22/2020 11:55 | Conductivity | 1031.96 | uS/cm |
| GS-AP-MW-9V | 9/22/2020 11:55 | DO | 0.42 | mg/L |
| GS-AP-MW-9V | 9/22/2020 11:55 | Depth to Water Detail | 60.02 | ft |
| GS-AP-MW-9V | 9/22/2020 11:55 | Oxidation Reduction Potention | -247.04 | mv |
| GS-AP-MW-9V | 9/22/2020 11:55 | pH | 7.34 | pH |
| GS-AP-MW-9V | 9/22/2020 11:55 | Temperature | 18.96 | C |
| GS-AP-MW-9V | 9/22/2020 11:55 | Turbidity | 2.61 | NTU |
| GS-AP-MW-9V | 9/22/2020 12:00 | Conductivity | 875.66 | uS/cm |
| GS-AP-MW-9V | 9/22/2020 12:00 | DO | 0.42 | mg/L |
| GS-AP-MW-9V | 9/22/2020 12:00 | Depth to Water Detail | 60.39 | ft |
| GS-AP-MW-9V | 9/22/2020 12:00 | Oxidation Reduction Potention | -248.58 | mv |
| GS-AP-MW-9V | 9/22/2020 12:00 | pH | 7.32 | pH |
| GS-AP-MW-9V | 9/22/2020 12:00 | Temperature | 18.94 | C |
| GS-AP-MW-9V | 9/22/2020 12:00 | Turbidity | 2.16 | NTU |
| GS-AP-MW-9V | 9/22/2020 12:05 | Conductivity | 762.77 | uS/cm |
| GS-AP-MW-9V | 9/22/2020 12:05 | DO | 0.41 | mg/L |
| GS-AP-MW-9V | 9/22/2020 12:05 | Depth to Water Detail | 60.71 | ft |
| GS-AP-MW-9V | 9/22/2020 12:05 | Oxidation Reduction Potention | -251.48 | mv |

# Alabama Power Company
# Plant Gorgas Ash Pond

| WELL ID | READING TIME | DESCRIPTION | VALUE | UNIT |
|---|---|---|---|---|
| GS-AP-MW-9V | 9/22/2020 12:05 | pH | 7.29 | pH |
| GS-AP-MW-9V | 9/22/2020 12:05 | Temperature | 18.83 | C |
| GS-AP-MW-9V | 9/22/2020 12:05 | Turbidity | 2.74 | NTU |
| GS-AP-MW-9V | 9/22/2020 12:10 | Conductivity | 689.13 | uS/cm |
| GS-AP-MW-9V | 9/22/2020 12:10 | DO | 0.43 | mg/L |
| GS-AP-MW-9V | 9/22/2020 12:10 | Depth to Water Detail | 60.96 | ft |
| GS-AP-MW-9V | 9/22/2020 12:10 | Oxidation Reduction Potention | -255.09 | mv |
| GS-AP-MW-9V | 9/22/2020 12:10 | pH | 7.27 | pH |
| GS-AP-MW-9V | 9/22/2020 12:10 | Temperature | 18.86 | C |
| GS-AP-MW-9V | 9/22/2020 12:10 | Turbidity | 2.36 | NTU |
| GS-AP-MW-9V | 9/22/2020 12:15 | Conductivity | 632.64 | uS/cm |
| GS-AP-MW-9V | 9/22/2020 12:15 | DO | 0.45 | mg/L |
| GS-AP-MW-9V | 9/22/2020 12:15 | Depth to Water Detail | 61.21 | ft |
| GS-AP-MW-9V | 9/22/2020 12:15 | Oxidation Reduction Potention | -256.27 | mv |
| GS-AP-MW-9V | 9/22/2020 12:15 | pH | 7.25 | pH |
| GS-AP-MW-9V | 9/22/2020 12:15 | Temperature | 18.92 | C |
| GS-AP-MW-9V | 9/22/2020 12:15 | Turbidity | 2.36 | NTU |
| GS-AP-MW-9V | 9/22/2020 12:20 | Conductivity | 590.71 | uS/cm |
| GS-AP-MW-9V | 9/22/2020 12:20 | DO | 0.49 | mg/L |
| GS-AP-MW-9V | 9/22/2020 12:20 | Depth to Water Detail | 61.34 | ft |
| GS-AP-MW-9V | 9/22/2020 12:20 | Oxidation Reduction Potention | -255.94 | mv |
| GS-AP-MW-9V | 9/22/2020 12:20 | pH | 7.22 | pH |
| GS-AP-MW-9V | 9/22/2020 12:20 | Temperature | 18.88 | C |
| GS-AP-MW-9V | 9/22/2020 12:20 | Turbidity | 2.64 | NTU |
| GS-AP-MW-9V | 9/22/2020 12:25 | Conductivity | 558.18 | uS/cm |
| GS-AP-MW-9V | 9/22/2020 12:25 | DO | 0.52 | mg/L |
| GS-AP-MW-9V | 9/22/2020 12:25 | Depth to Water Detail | 61.54 | ft |
| GS-AP-MW-9V | 9/22/2020 12:25 | Oxidation Reduction Potention | -256.6 | mv |
| GS-AP-MW-9V | 9/22/2020 12:25 | pH | 7.2 | pH |
| GS-AP-MW-9V | 9/22/2020 12:25 | Temperature | 18.95 | C |
| GS-AP-MW-9V | 9/22/2020 12:25 | Turbidity | 2.67 | NTU |
| GS-AP-MW-9V | 9/22/2020 12:30 | Conductivity | 528.49 | uS/cm |
| GS-AP-MW-9V | 9/22/2020 12:30 | DO | 0.55 | mg/L |
| GS-AP-MW-9V | 9/22/2020 12:30 | Depth to Water Detail | 61.69 | ft |
| GS-AP-MW-9V | 9/22/2020 12:30 | Oxidation Reduction Potention | -255.15 | mv |
| GS-AP-MW-9V | 9/22/2020 12:30 | pH | 7.19 | pH |
| GS-AP-MW-9V | 9/22/2020 12:30 | Temperature | 18.9 | C |
| GS-AP-MW-9V | 9/22/2020 12:30 | Turbidity | 3.17 | NTU |
| GS-AP-MW-9V | 9/22/2020 12:35 | Conductivity | 503.6 | uS/cm |
| GS-AP-MW-9V | 9/22/2020 12:35 | DO | 0.58 | mg/L |
| GS-AP-MW-9V | 9/22/2020 12:35 | Depth to Water Detail | 61.81 | ft |
| GS-AP-MW-9V | 9/22/2020 12:35 | Oxidation Reduction Potention | -252.46 | mv |
| GS-AP-MW-9V | 9/22/2020 12:35 | pH | 7.17 | pH |
| GS-AP-MW-9V | 9/22/2020 12:35 | Temperature | 18.89 | C |
| GS-AP-MW-9V | 9/22/2020 12:35 | Turbidity | 2.94 | NTU |
| GS-AP-MW-9V | 9/22/2020 12:40 | Conductivity | 484.01 | uS/cm |

# Alabama Power Company
# Plant Gorgas Ash Pond

| WELL ID | READING TIME | DESCRIPTION | VALUE | UNIT |
|---|---|---|---|---|
| GS-AP-MW-9V | 9/22/2020 12:40 | DO | 0.59 | mg/L |
| GS-AP-MW-9V | 9/22/2020 12:40 | Depth to Water Detail | 61.89 | ft |
| GS-AP-MW-9V | 9/22/2020 12:40 | Oxidation Reduction Potention | -252.03 | mv |
| GS-AP-MW-9V | 9/22/2020 12:40 | pH | 7.15 | pH |
| GS-AP-MW-9V | 9/22/2020 12:40 | Temperature | 18.96 | C |
| GS-AP-MW-9V | 9/22/2020 12:40 | Turbidity | 3.08 | NTU |
| GS-AP-MW-9V | 9/22/2020 12:45 | Conductivity | 465.88 | uS/cm |
| GS-AP-MW-9V | 9/22/2020 12:45 | DO | 0.62 | mg/L |
| GS-AP-MW-9V | 9/22/2020 12:45 | Depth to Water Detail | 62.06 | ft |
| GS-AP-MW-9V | 9/22/2020 12:45 | Oxidation Reduction Potention | -249.34 | mv |
| GS-AP-MW-9V | 9/22/2020 12:45 | pH | 7.11 | pH |
| GS-AP-MW-9V | 9/22/2020 12:45 | Temperature | 19.04 | C |
| GS-AP-MW-9V | 9/22/2020 12:45 | Turbidity | 3.13 | NTU |
| GS-AP-MW-9V | 9/22/2020 12:50 | Conductivity | 448.24 | uS/cm |
| GS-AP-MW-9V | 9/22/2020 12:50 | DO | 0.63 | mg/L |
| GS-AP-MW-9V | 9/22/2020 12:50 | Depth to Water Detail | 61.98 | ft |
| GS-AP-MW-9V | 9/22/2020 12:50 | Oxidation Reduction Potention | -249.22 | mv |
| GS-AP-MW-9V | 9/22/2020 12:50 | pH | 7.11 | pH |
| GS-AP-MW-9V | 9/22/2020 12:50 | Temperature | 18.99 | C |
| GS-AP-MW-9V | 9/22/2020 12:50 | Turbidity | 2.68 | NTU |
| GS-AP-MW-9V | 9/22/2020 12:55 | Conductivity | 435.56 | uS/cm |
| GS-AP-MW-9V | 9/22/2020 12:55 | DO | 0.65 | mg/L |
| GS-AP-MW-9V | 9/22/2020 12:55 | Depth to Water Detail | 62.14 | ft |
| GS-AP-MW-9V | 9/22/2020 12:55 | Oxidation Reduction Potention | -248.14 | mv |
| GS-AP-MW-9V | 9/22/2020 12:55 | pH | 7.1 | pH |
| GS-AP-MW-9V | 9/22/2020 12:55 | Temperature | 19 | C |
| GS-AP-MW-9V | 9/22/2020 12:55 | Turbidity | 2.93 | NTU |
| GS-AP-MW-9V | 9/22/2020 13:00 | Conductivity | 430.38 | uS/cm |
| GS-AP-MW-9V | 9/22/2020 13:00 | DO | 0.65 | mg/L |
| GS-AP-MW-9V | 9/22/2020 13:00 | Depth to Water Detail | 62.21 | ft |
| GS-AP-MW-9V | 9/22/2020 13:00 | Oxidation Reduction Potention | -246.83 | mv |
| GS-AP-MW-9V | 9/22/2020 13:00 | pH | 7.08 | pH |
| GS-AP-MW-9V | 9/22/2020 13:00 | Temperature | 19.07 | C |
| GS-AP-MW-9V | 9/22/2020 13:00 | Turbidity | 2.8 | NTU |

# Alabama Power Company
# Plant Gorgas Ash Pond

| WELL ID | READING TIME | DESCRIPTION | VALUE | UNIT |
|---|---|---|---|---|
| GS-AP-MW-38H | 9/22/2020 14:30 | Conductivity | 1000.13 | uS/cm |
| GS-AP-MW-38H | 9/22/2020 14:30 | DO | 0.22 | mg/L |
| GS-AP-MW-38H | 9/22/2020 14:30 | Depth to Water Detail | 48.44 | ft |
| GS-AP-MW-38H | 9/22/2020 14:30 | Oxidation Reduction Potention | -263.39 | mv |
| GS-AP-MW-38H | 9/22/2020 14:30 | pH | 7.75 | pH |
| GS-AP-MW-38H | 9/22/2020 14:30 | Temperature | 19.13 | C |
| GS-AP-MW-38H | 9/22/2020 14:30 | Turbidity | 9.28 | NTU |
| GS-AP-MW-38H | 9/22/2020 14:35 | Conductivity | 1003.9 | uS/cm |
| GS-AP-MW-38H | 9/22/2020 14:35 | DO | 0.19 | mg/L |
| GS-AP-MW-38H | 9/22/2020 14:35 | Depth to Water Detail | 48.44 | ft |
| GS-AP-MW-38H | 9/22/2020 14:35 | Oxidation Reduction Potention | -262.13 | mv |
| GS-AP-MW-38H | 9/22/2020 14:35 | pH | 7.8 | pH |
| GS-AP-MW-38H | 9/22/2020 14:35 | Temperature | 18.97 | C |
| GS-AP-MW-38H | 9/22/2020 14:35 | Turbidity | 7.48 | NTU |
| GS-AP-MW-38H | 9/22/2020 14:40 | Conductivity | 889.78 | uS/cm |
| GS-AP-MW-38H | 9/22/2020 14:40 | DO | 0.19 | mg/L |
| GS-AP-MW-38H | 9/22/2020 14:40 | Depth to Water Detail | 48.44 | ft |
| GS-AP-MW-38H | 9/22/2020 14:40 | Oxidation Reduction Potention | -259.58 | mv |
| GS-AP-MW-38H | 9/22/2020 14:40 | pH | 7.84 | pH |
| GS-AP-MW-38H | 9/22/2020 14:40 | Temperature | 18.97 | C |
| GS-AP-MW-38H | 9/22/2020 14:40 | Turbidity | 4.83 | NTU |
| GS-AP-MW-38H | 9/22/2020 14:45 | Conductivity | 784.29 | uS/cm |
| GS-AP-MW-38H | 9/22/2020 14:45 | DO | 0.19 | mg/L |
| GS-AP-MW-38H | 9/22/2020 14:45 | Depth to Water Detail | 48.44 | ft |
| GS-AP-MW-38H | 9/22/2020 14:45 | Oxidation Reduction Potention | -257.97 | mv |
| GS-AP-MW-38H | 9/22/2020 14:45 | pH | 7.88 | pH |
| GS-AP-MW-38H | 9/22/2020 14:45 | Temperature | 19.1 | C |
| GS-AP-MW-38H | 9/22/2020 14:45 | Turbidity | 4.82 | NTU |
| GS-AP-MW-38H | 9/22/2020 14:50 | Conductivity | 718.37 | uS/cm |
| GS-AP-MW-38H | 9/22/2020 14:50 | DO | 0.19 | mg/L |
| GS-AP-MW-38H | 9/22/2020 14:50 | Depth to Water Detail | 48.44 | ft |
| GS-AP-MW-38H | 9/22/2020 14:50 | Oxidation Reduction Potention | -256.33 | mv |
| GS-AP-MW-38H | 9/22/2020 14:50 | pH | 7.91 | pH |
| GS-AP-MW-38H | 9/22/2020 14:50 | Temperature | 19.08 | C |
| GS-AP-MW-38H | 9/22/2020 14:50 | Turbidity | 7.72 | NTU |
| GS-AP-MW-38H | 9/22/2020 14:55 | Conductivity | 630.62 | uS/cm |
| GS-AP-MW-38H | 9/22/2020 14:55 | DO | 0.19 | mg/L |
| GS-AP-MW-38H | 9/22/2020 14:55 | Depth to Water Detail | 48.44 | ft |
| GS-AP-MW-38H | 9/22/2020 14:55 | Oxidation Reduction Potention | -252.1 | mv |
| GS-AP-MW-38H | 9/22/2020 14:55 | pH | 7.94 | pH |
| GS-AP-MW-38H | 9/22/2020 14:55 | Temperature | 19 | C |
| GS-AP-MW-38H | 9/22/2020 14:55 | Turbidity | 4.37 | NTU |
| GS-AP-MW-38H | 9/22/2020 15:00 | Conductivity | 636.41 | uS/cm |
| GS-AP-MW-38H | 9/22/2020 15:00 | DO | 0.2 | mg/L |
| GS-AP-MW-38H | 9/22/2020 15:00 | Depth to Water Detail | 48.44 | ft |
| GS-AP-MW-38H | 9/22/2020 15:00 | Oxidation Reduction Potention | -252.68 | mv |

# Alabama Power Company
# Plant Gorgas Ash Pond

| WELL ID | READING TIME | DESCRIPTION | VALUE | UNIT |
|---|---|---|---|---|
| GS-AP-MW-38H | 9/22/2020 15:00 | pH | 7.94 | pH |
| GS-AP-MW-38H | 9/22/2020 15:00 | Temperature | 18.96 | C |
| GS-AP-MW-38H | 9/22/2020 15:00 | Turbidity | 4.16 | NTU |
| GS-AP-MW-38H | 9/22/2020 15:05 | Conductivity | 606.59 | uS/cm |
| GS-AP-MW-38H | 9/22/2020 15:05 | DO | 0.2 | mg/L |
| GS-AP-MW-38H | 9/22/2020 15:05 | Depth to Water Detail | 48.44 | ft |
| GS-AP-MW-38H | 9/22/2020 15:05 | Oxidation Reduction Potention | -251.52 | mv |
| GS-AP-MW-38H | 9/22/2020 15:05 | pH | 7.96 | pH |
| GS-AP-MW-38H | 9/22/2020 15:05 | Temperature | 18.91 | C |
| GS-AP-MW-38H | 9/22/2020 15:05 | Turbidity | 3.9 | NTU |

# Alabama Power Company
# Plant Gorgas Ash Pond

| WELL ID | READING TIME | DESCRIPTION | VALUE | UNIT |
|---|---|---|---|---|
| GS-AP-MW-29H | 9/22/2020 16:27 | Conductivity | 646.44 | uS/cm |
| GS-AP-MW-29H | 9/22/2020 16:27 | DO | 0.36 | mg/L |
| GS-AP-MW-29H | 9/22/2020 16:27 | Depth to Water Detail | 92.22 | ft |
| GS-AP-MW-29H | 9/22/2020 16:27 | Oxidation Reduction Potention | -123.84 | mv |
| GS-AP-MW-29H | 9/22/2020 16:27 | pH | 7.43 | pH |
| GS-AP-MW-29H | 9/22/2020 16:27 | Temperature | 18.52 | C |
| GS-AP-MW-29H | 9/22/2020 16:27 | Turbidity | 5.35 | NTU |
| GS-AP-MW-29H | 9/22/2020 16:32 | Conductivity | 630.62 | uS/cm |
| GS-AP-MW-29H | 9/22/2020 16:32 | DO | 0.27 | mg/L |
| GS-AP-MW-29H | 9/22/2020 16:32 | Depth to Water Detail | 92.61 | ft |
| GS-AP-MW-29H | 9/22/2020 16:32 | Oxidation Reduction Potention | -139.74 | mv |
| GS-AP-MW-29H | 9/22/2020 16:32 | pH | 7.42 | pH |
| GS-AP-MW-29H | 9/22/2020 16:32 | Temperature | 18.44 | C |
| GS-AP-MW-29H | 9/22/2020 16:32 | Turbidity | 3.5 | NTU |
| GS-AP-MW-29H | 9/22/2020 16:37 | Conductivity | 621.73 | uS/cm |
| GS-AP-MW-29H | 9/22/2020 16:37 | DO | 0.26 | mg/L |
| GS-AP-MW-29H | 9/22/2020 16:37 | Depth to Water Detail | 92.67 | ft |
| GS-AP-MW-29H | 9/22/2020 16:37 | Oxidation Reduction Potention | -146.93 | mv |
| GS-AP-MW-29H | 9/22/2020 16:37 | pH | 7.41 | pH |
| GS-AP-MW-29H | 9/22/2020 16:37 | Temperature | 18.28 | C |
| GS-AP-MW-29H | 9/22/2020 16:37 | Turbidity | 3.4 | NTU |
| GS-AP-MW-29H | 9/22/2020 16:42 | Conductivity | 616.77 | uS/cm |
| GS-AP-MW-29H | 9/22/2020 16:42 | DO | 0.27 | mg/L |
| GS-AP-MW-29H | 9/22/2020 16:42 | Depth to Water Detail | 92.83 | ft |
| GS-AP-MW-29H | 9/22/2020 16:42 | Oxidation Reduction Potention | -149.72 | mv |
| GS-AP-MW-29H | 9/22/2020 16:42 | pH | 7.42 | pH |
| GS-AP-MW-29H | 9/22/2020 16:42 | Temperature | 18.23 | C |
| GS-AP-MW-29H | 9/22/2020 16:42 | Turbidity | 2.86 | NTU |

# Alabama Power Company
# Plant Gorgas Ash Pond

| WELL ID | READING TIME | DESCRIPTION | VALUE | UNIT |
|---|---|---|---|---|
| GS-AP-MW-12V | 9/23/2020 8:03 | Conductivity | 805.37 | uS/cm |
| GS-AP-MW-12V | 9/23/2020 8:03 | DO | 0.55 | mg/L |
| GS-AP-MW-12V | 9/23/2020 8:03 | Depth to Water Detail | 93.38 | ft |
| GS-AP-MW-12V | 9/23/2020 8:03 | Oxidation Reduction Potention | -16.73 | mv |
| GS-AP-MW-12V | 9/23/2020 8:03 | pH | 11.5 | pH |
| GS-AP-MW-12V | 9/23/2020 8:03 | Temperature | 18.16 | C |
| GS-AP-MW-12V | 9/23/2020 8:03 | Turbidity | >10 | NTU |
| GS-AP-MW-12V | 9/23/2020 8:08 | Conductivity | 864.23 | uS/cm |
| GS-AP-MW-12V | 9/23/2020 8:08 | DO | 0.41 | mg/L |
| GS-AP-MW-12V | 9/23/2020 8:08 | Depth to Water Detail | 93.83 | ft |
| GS-AP-MW-12V | 9/23/2020 8:08 | Oxidation Reduction Potention | -103.38 | mv |
| GS-AP-MW-12V | 9/23/2020 8:08 | pH | 11.68 | pH |
| GS-AP-MW-12V | 9/23/2020 8:08 | Temperature | 18.13 | C |
| GS-AP-MW-12V | 9/23/2020 8:08 | Turbidity | >10 | NTU |
| GS-AP-MW-12V | 9/23/2020 8:13 | Conductivity | 762.82 | uS/cm |
| GS-AP-MW-12V | 9/23/2020 8:13 | DO | 0.4 | mg/L |
| GS-AP-MW-12V | 9/23/2020 8:13 | Depth to Water Detail | 94.61 | ft |
| GS-AP-MW-12V | 9/23/2020 8:13 | Oxidation Reduction Potention | -134.41 | mv |
| GS-AP-MW-12V | 9/23/2020 8:13 | pH | 11.7 | pH |
| GS-AP-MW-12V | 9/23/2020 8:13 | Temperature | 18.14 | C |
| GS-AP-MW-12V | 9/23/2020 8:13 | Turbidity | >10 | NTU |
| GS-AP-MW-12V | 9/23/2020 8:18 | Conductivity | 661.29 | uS/cm |
| GS-AP-MW-12V | 9/23/2020 8:18 | DO | 0.39 | mg/L |
| GS-AP-MW-12V | 9/23/2020 8:18 | Depth to Water Detail | 95.24 | ft |
| GS-AP-MW-12V | 9/23/2020 8:18 | Oxidation Reduction Potention | -148.72 | mv |
| GS-AP-MW-12V | 9/23/2020 8:18 | pH | 11.66 | pH |
| GS-AP-MW-12V | 9/23/2020 8:18 | Temperature | 18.19 | C |
| GS-AP-MW-12V | 9/23/2020 8:18 | Turbidity | >10 | NTU |
| GS-AP-MW-12V | 9/23/2020 8:23 | Conductivity | 559.89 | uS/cm |
| GS-AP-MW-12V | 9/23/2020 8:23 | DO | 0.4 | mg/L |
| GS-AP-MW-12V | 9/23/2020 8:23 | Depth to Water Detail | 95.93 | ft |
| GS-AP-MW-12V | 9/23/2020 8:23 | Oxidation Reduction Potention | -156.44 | mv |
| GS-AP-MW-12V | 9/23/2020 8:23 | pH | 11.62 | pH |
| GS-AP-MW-12V | 9/23/2020 8:23 | Temperature | 18.24 | C |
| GS-AP-MW-12V | 9/23/2020 8:23 | Turbidity | >10 | NTU |
| GS-AP-MW-12V | 9/23/2020 8:28 | Conductivity | 512.47 | uS/cm |
| GS-AP-MW-12V | 9/23/2020 8:28 | DO | 0.42 | mg/L |
| GS-AP-MW-12V | 9/23/2020 8:28 | Depth to Water Detail | 96.51 | ft |
| GS-AP-MW-12V | 9/23/2020 8:28 | Oxidation Reduction Potention | -159.77 | mv |
| GS-AP-MW-12V | 9/23/2020 8:28 | pH | 11.56 | pH |
| GS-AP-MW-12V | 9/23/2020 8:28 | Temperature | 18.39 | C |
| GS-AP-MW-12V | 9/23/2020 8:28 | Turbidity | >10 | NTU |
| GS-AP-MW-12V | 9/23/2020 8:33 | Conductivity | 417.9 | uS/cm |
| GS-AP-MW-12V | 9/23/2020 8:33 | DO | 0.44 | mg/L |
| GS-AP-MW-12V | 9/23/2020 8:33 | Depth to Water Detail | 97.17 | ft |
| GS-AP-MW-12V | 9/23/2020 8:33 | Oxidation Reduction Potention | -158.58 | mv |

# Alabama Power Company
# Plant Gorgas Ash Pond

| WELL ID | READING TIME | DESCRIPTION | VALUE | UNIT |
|---|---|---|---|---|
| GS-AP-MW-12V | 9/23/2020 8:33 | pH | 11.45 | pH |
| GS-AP-MW-12V | 9/23/2020 8:33 | Temperature | 18.47 | C |
| GS-AP-MW-12V | 9/23/2020 8:33 | Turbidity | >10 | NTU |
| GS-AP-MW-12V | 9/23/2020 8:38 | Conductivity | 348.05 | uS/cm |
| GS-AP-MW-12V | 9/23/2020 8:38 | DO | 0.43 | mg/L |
| GS-AP-MW-12V | 9/23/2020 8:38 | Depth to Water Detail | 97.31 | ft |
| GS-AP-MW-12V | 9/23/2020 8:38 | Oxidation Reduction Potention | -156.87 | mv |
| GS-AP-MW-12V | 9/23/2020 8:38 | pH | 11.35 | pH |
| GS-AP-MW-12V | 9/23/2020 8:38 | Temperature | 18.41 | C |
| GS-AP-MW-12V | 9/23/2020 8:38 | Turbidity | >10 | NTU |
| GS-AP-MW-12V | 9/23/2020 8:43 | Conductivity | 292.59 | uS/cm |
| GS-AP-MW-12V | 9/23/2020 8:43 | DO | 0.44 | mg/L |
| GS-AP-MW-12V | 9/23/2020 8:43 | Depth to Water Detail | 97.76 | ft |
| GS-AP-MW-12V | 9/23/2020 8:43 | Oxidation Reduction Potention | -155.29 | mv |
| GS-AP-MW-12V | 9/23/2020 8:43 | pH | 11.27 | pH |
| GS-AP-MW-12V | 9/23/2020 8:43 | Temperature | 18.49 | C |
| GS-AP-MW-12V | 9/23/2020 8:43 | Turbidity | >10 | NTU |
| GS-AP-MW-12V | 9/23/2020 8:48 | Conductivity | 238.84 | uS/cm |
| GS-AP-MW-12V | 9/23/2020 8:48 | DO | 0.45 | mg/L |
| GS-AP-MW-12V | 9/23/2020 8:48 | Depth to Water Detail | 98.11 | ft |
| GS-AP-MW-12V | 9/23/2020 8:48 | Oxidation Reduction Potention | -152.14 | mv |
| GS-AP-MW-12V | 9/23/2020 8:48 | pH | 11.15 | pH |
| GS-AP-MW-12V | 9/23/2020 8:48 | Temperature | 18.49 | C |
| GS-AP-MW-12V | 9/23/2020 8:48 | Turbidity | >10 | NTU |
| GS-AP-MW-12V | 9/23/2020 8:53 | Conductivity | 258.17 | uS/cm |
| GS-AP-MW-12V | 9/23/2020 8:53 | DO | 0.46 | mg/L |
| GS-AP-MW-12V | 9/23/2020 8:53 | Depth to Water Detail | 98.45 | ft |
| GS-AP-MW-12V | 9/23/2020 8:53 | Oxidation Reduction Potention | -148.1 | mv |
| GS-AP-MW-12V | 9/23/2020 8:53 | pH | 11.01 | pH |
| GS-AP-MW-12V | 9/23/2020 8:53 | Temperature | 18.41 | C |
| GS-AP-MW-12V | 9/23/2020 8:53 | Turbidity | >10 | NTU |
| GS-AP-MW-12V | 9/23/2020 8:58 | Conductivity | 213.35 | uS/cm |
| GS-AP-MW-12V | 9/23/2020 8:58 | DO | 0.45 | mg/L |
| GS-AP-MW-12V | 9/23/2020 8:58 | Depth to Water Detail | 98.76 | ft |
| GS-AP-MW-12V | 9/23/2020 8:58 | Oxidation Reduction Potention | -140.19 | mv |
| GS-AP-MW-12V | 9/23/2020 8:58 | pH | 10.73 | pH |
| GS-AP-MW-12V | 9/23/2020 8:58 | Temperature | 18.45 | C |
| GS-AP-MW-12V | 9/23/2020 8:58 | Turbidity | >10 | NTU |
| GS-AP-MW-12V | 9/23/2020 9:03 | Conductivity | 192.04 | uS/cm |
| GS-AP-MW-12V | 9/23/2020 9:03 | DO | 0.46 | mg/L |
| GS-AP-MW-12V | 9/23/2020 9:03 | Depth to Water Detail | 99.02 | ft |
| GS-AP-MW-12V | 9/23/2020 9:03 | Oxidation Reduction Potention | -138.25 | mv |
| GS-AP-MW-12V | 9/23/2020 9:03 | pH | 10.58 | pH |
| GS-AP-MW-12V | 9/23/2020 9:03 | Temperature | 18.42 | C |
| GS-AP-MW-12V | 9/23/2020 9:03 | Turbidity | >10 | NTU |
| GS-AP-MW-12V | 9/23/2020 9:08 | Conductivity | 177.97 | uS/cm |

# Alabama Power Company
# Plant Gorgas Ash Pond

| WELL ID | READING TIME | DESCRIPTION | VALUE | UNIT |
|---|---|---|---|---|
| GS-AP-MW-12V | 9/23/2020 9:08 | DO | 0.45 | mg/L |
| GS-AP-MW-12V | 9/23/2020 9:08 | Depth to Water Detail | 99.24 | ft |
| GS-AP-MW-12V | 9/23/2020 9:08 | Oxidation Reduction Potention | -134.49 | mv |
| GS-AP-MW-12V | 9/23/2020 9:08 | pH | 10.4 | pH |
| GS-AP-MW-12V | 9/23/2020 9:08 | Temperature | 18.39 | C |
| GS-AP-MW-12V | 9/23/2020 9:08 | Turbidity | >10 | NTU |
| GS-AP-MW-12V | 9/23/2020 9:13 | Conductivity | 171.52 | uS/cm |
| GS-AP-MW-12V | 9/23/2020 9:13 | DO | 0.46 | mg/L |
| GS-AP-MW-12V | 9/23/2020 9:13 | Depth to Water Detail | 99.51 | ft |
| GS-AP-MW-12V | 9/23/2020 9:13 | Oxidation Reduction Potention | -132.05 | mv |
| GS-AP-MW-12V | 9/23/2020 9:13 | pH | 10.25 | pH |
| GS-AP-MW-12V | 9/23/2020 9:13 | Temperature | 18.39 | C |
| GS-AP-MW-12V | 9/23/2020 9:13 | Turbidity | >10 | NTU |
| GS-AP-MW-12V | 9/23/2020 9:18 | Conductivity | 164.77 | uS/cm |
| GS-AP-MW-12V | 9/23/2020 9:18 | DO | 0.46 | mg/L |
| GS-AP-MW-12V | 9/23/2020 9:18 | Depth to Water Detail | 99.69 | ft |
| GS-AP-MW-12V | 9/23/2020 9:18 | Oxidation Reduction Potention | -128.87 | mv |
| GS-AP-MW-12V | 9/23/2020 9:18 | pH | 10.11 | pH |
| GS-AP-MW-12V | 9/23/2020 9:18 | Temperature | 18.47 | C |
| GS-AP-MW-12V | 9/23/2020 9:18 | Turbidity | >10 | NTU |
| GS-AP-MW-12V | 9/23/2020 9:23 | Conductivity | 169.67 | uS/cm |
| GS-AP-MW-12V | 9/23/2020 9:23 | DO | 0.46 | mg/L |
| GS-AP-MW-12V | 9/23/2020 9:23 | Depth to Water Detail | 99.87 | ft |
| GS-AP-MW-12V | 9/23/2020 9:23 | Oxidation Reduction Potention | -123.31 | mv |
| GS-AP-MW-12V | 9/23/2020 9:23 | pH | 9.9 | pH |
| GS-AP-MW-12V | 9/23/2020 9:23 | Temperature | 18.62 | C |
| GS-AP-MW-12V | 9/23/2020 9:23 | Turbidity | >10 | NTU |
| GS-AP-MW-12V | 9/23/2020 9:28 | Conductivity | 173.78 | uS/cm |
| GS-AP-MW-12V | 9/23/2020 9:28 | DO | 0.47 | mg/L |
| GS-AP-MW-12V | 9/23/2020 9:28 | Depth to Water Detail | 100.01 | ft |
| GS-AP-MW-12V | 9/23/2020 9:28 | Oxidation Reduction Potention | -121.98 | mv |
| GS-AP-MW-12V | 9/23/2020 9:28 | pH | 9.8 | pH |
| GS-AP-MW-12V | 9/23/2020 9:28 | Temperature | 18.92 | C |
| GS-AP-MW-12V | 9/23/2020 9:28 | Turbidity | >10 | NTU |
| GS-AP-MW-12V | 9/23/2020 9:33 | Conductivity | 174.68 | uS/cm |
| GS-AP-MW-12V | 9/23/2020 9:33 | DO | 0.47 | mg/L |
| GS-AP-MW-12V | 9/23/2020 9:33 | Depth to Water Detail | 100.12 | ft |
| GS-AP-MW-12V | 9/23/2020 9:33 | Oxidation Reduction Potention | -120.35 | mv |
| GS-AP-MW-12V | 9/23/2020 9:33 | pH | 9.71 | pH |
| GS-AP-MW-12V | 9/23/2020 9:33 | Temperature | 19.01 | C |
| GS-AP-MW-12V | 9/23/2020 9:33 | Turbidity | >10 | NTU |
| GS-AP-MW-12V | 9/23/2020 9:38 | Conductivity | 173.38 | uS/cm |
| GS-AP-MW-12V | 9/23/2020 9:38 | DO | 0.48 | mg/L |
| GS-AP-MW-12V | 9/23/2020 9:38 | Depth to Water Detail | 100.23 | ft |
| GS-AP-MW-12V | 9/23/2020 9:38 | Oxidation Reduction Potention | -119.59 | mv |
| GS-AP-MW-12V | 9/23/2020 9:38 | pH | 9.61 | pH |

# Alabama Power Company
# Plant Gorgas Ash Pond

| WELL ID | READING TIME | DESCRIPTION | VALUE | UNIT |
|---|---|---|---|---|
| GS-AP-MW-12V | 9/23/2020 9:38 | Temperature | 19.01 | C |
| GS-AP-MW-12V | 9/23/2020 9:38 | Turbidity | >10 | NTU |
| GS-AP-MW-12V | 9/23/2020 9:43 | Conductivity | 176.74 | uS/cm |
| GS-AP-MW-12V | 9/23/2020 9:43 | DO | 0.49 | mg/L |
| GS-AP-MW-12V | 9/23/2020 9:43 | Depth to Water Detail | 100.46 | ft |
| GS-AP-MW-12V | 9/23/2020 9:43 | Oxidation Reduction Potention | -117.66 | mv |
| GS-AP-MW-12V | 9/23/2020 9:43 | pH | 9.45 | pH |
| GS-AP-MW-12V | 9/23/2020 9:43 | Temperature | 19.17 | C |
| GS-AP-MW-12V | 9/23/2020 9:43 | Turbidity | >10 | NTU |
| GS-AP-MW-12V | 9/23/2020 9:48 | Conductivity | 219.83 | uS/cm |
| GS-AP-MW-12V | 9/23/2020 9:48 | DO | 0.49 | mg/L |
| GS-AP-MW-12V | 9/23/2020 9:48 | Depth to Water Detail | 100.58 | ft |
| GS-AP-MW-12V | 9/23/2020 9:48 | Oxidation Reduction Potention | -116.5 | mv |
| GS-AP-MW-12V | 9/23/2020 9:48 | pH | 9.31 | pH |
| GS-AP-MW-12V | 9/23/2020 9:48 | Temperature | 19.47 | C |
| GS-AP-MW-12V | 9/23/2020 9:48 | Turbidity | >10 | NTU |
| GS-AP-MW-12V | 9/23/2020 9:53 | Conductivity | 222.39 | uS/cm |
| GS-AP-MW-12V | 9/23/2020 9:53 | DO | 0.54 | mg/L |
| GS-AP-MW-12V | 9/23/2020 9:53 | Depth to Water Detail | 100.66 | ft |
| GS-AP-MW-12V | 9/23/2020 9:53 | Oxidation Reduction Potention | -108.94 | mv |
| GS-AP-MW-12V | 9/23/2020 9:53 | pH | 9.15 | pH |
| GS-AP-MW-12V | 9/23/2020 9:53 | Temperature | 19.31 | C |
| GS-AP-MW-12V | 9/23/2020 9:53 | Turbidity | >10 | NTU |
| GS-AP-MW-12V | 9/23/2020 9:58 | Conductivity | 233.23 | uS/cm |
| GS-AP-MW-12V | 9/23/2020 9:58 | DO | 0.53 | mg/L |
| GS-AP-MW-12V | 9/23/2020 9:58 | Depth to Water Detail | 100.74 | ft |
| GS-AP-MW-12V | 9/23/2020 9:58 | Oxidation Reduction Potention | -111.07 | mv |
| GS-AP-MW-12V | 9/23/2020 9:58 | pH | 9.06 | pH |
| GS-AP-MW-12V | 9/23/2020 9:58 | Temperature | 19.03 | C |
| GS-AP-MW-12V | 9/23/2020 9:58 | Turbidity | >10 | NTU |
| GS-AP-MW-12V | 9/23/2020 10:03 | Conductivity | 241.86 | uS/cm |
| GS-AP-MW-12V | 9/23/2020 10:03 | DO | 0.53 | mg/L |
| GS-AP-MW-12V | 9/23/2020 10:03 | Depth to Water Detail | 100.79 | ft |
| GS-AP-MW-12V | 9/23/2020 10:03 | Oxidation Reduction Potention | -110.81 | mv |
| GS-AP-MW-12V | 9/23/2020 10:03 | pH | 8.94 | pH |
| GS-AP-MW-12V | 9/23/2020 10:03 | Temperature | 19.13 | C |
| GS-AP-MW-12V | 9/23/2020 10:03 | Turbidity | >10 | NTU |
| GS-AP-MW-12V | 9/23/2020 10:08 | Conductivity | 248.09 | uS/cm |
| GS-AP-MW-12V | 9/23/2020 10:08 | DO | 0.53 | mg/L |
| GS-AP-MW-12V | 9/23/2020 10:08 | Depth to Water Detail | 100.88 | ft |
| GS-AP-MW-12V | 9/23/2020 10:08 | Oxidation Reduction Potention | -110.8 | mv |
| GS-AP-MW-12V | 9/23/2020 10:08 | pH | 8.88 | pH |
| GS-AP-MW-12V | 9/23/2020 10:08 | Temperature | 19.13 | C |
| GS-AP-MW-12V | 9/23/2020 10:08 | Turbidity | >10 | NTU |
| GS-AP-MW-12V | 9/23/2020 10:13 | Conductivity | 247.65 | uS/cm |
| GS-AP-MW-12V | 9/23/2020 10:13 | DO | 0.55 | mg/L |

# Alabama Power Company
# Plant Gorgas Ash Pond

| WELL ID | READING TIME | DESCRIPTION | VALUE | UNIT |
|---|---|---|---|---|
| GS-AP-MW-12V | 9/23/2020 10:13 | Depth to Water Detail | 100.94 | ft |
| GS-AP-MW-12V | 9/23/2020 10:13 | Oxidation Reduction Potention | -111.31 | mv |
| GS-AP-MW-12V | 9/23/2020 10:13 | pH | 8.84 | pH |
| GS-AP-MW-12V | 9/23/2020 10:13 | Temperature | 19.02 | C |
| GS-AP-MW-12V | 9/23/2020 10:13 | Turbidity | >10 | NTU |

# Alabama Power Company
# Plant Gorgas Ash Pond

| WELL ID | READING TIME | DESCRIPTION | VALUE | UNIT |
|---|---|---|---|---|
| GS-AP-MW-12 | 9/23/2020 11:51 | Conductivity | 344.09 | uS/cm |
| GS-AP-MW-12 | 9/23/2020 11:51 | DO | 0.4 | mg/L |
| GS-AP-MW-12 | 9/23/2020 11:51 | Depth to Water Detail | 74.78 | ft |
| GS-AP-MW-12 | 9/23/2020 11:51 | Oxidation Reduction Potention | -88.6 | mv |
| GS-AP-MW-12 | 9/23/2020 11:51 | pH | 7.08 | pH |
| GS-AP-MW-12 | 9/23/2020 11:51 | Temperature | 19.8 | C |
| GS-AP-MW-12 | 9/23/2020 11:51 | Turbidity | 4.1 | NTU |
| GS-AP-MW-12 | 9/23/2020 11:56 | Conductivity | 338.87 | uS/cm |
| GS-AP-MW-12 | 9/23/2020 11:56 | DO | 0.3 | mg/L |
| GS-AP-MW-12 | 9/23/2020 11:56 | Depth to Water Detail | 75.96 | ft |
| GS-AP-MW-12 | 9/23/2020 11:56 | Oxidation Reduction Potention | -108.65 | mv |
| GS-AP-MW-12 | 9/23/2020 11:56 | pH | 6.99 | pH |
| GS-AP-MW-12 | 9/23/2020 11:56 | Temperature | 19.5 | C |
| GS-AP-MW-12 | 9/23/2020 11:56 | Turbidity | 2.01 | NTU |
| GS-AP-MW-12 | 9/23/2020 12:01 | Conductivity | 339.32 | uS/cm |
| GS-AP-MW-12 | 9/23/2020 12:01 | DO | 0.27 | mg/L |
| GS-AP-MW-12 | 9/23/2020 12:01 | Depth to Water Detail | 77.06 | ft |
| GS-AP-MW-12 | 9/23/2020 12:01 | Oxidation Reduction Potention | -120.76 | mv |
| GS-AP-MW-12 | 9/23/2020 12:01 | pH | 6.98 | pH |
| GS-AP-MW-12 | 9/23/2020 12:01 | Temperature | 19.06 | C |
| GS-AP-MW-12 | 9/23/2020 12:01 | Turbidity | 1.85 | NTU |
| GS-AP-MW-12 | 9/23/2020 12:06 | Conductivity | 339.16 | uS/cm |
| GS-AP-MW-12 | 9/23/2020 12:06 | DO | 0.27 | mg/L |
| GS-AP-MW-12 | 9/23/2020 12:06 | Depth to Water Detail | 78.21 | ft |
| GS-AP-MW-12 | 9/23/2020 12:06 | Oxidation Reduction Potention | -127.31 | mv |
| GS-AP-MW-12 | 9/23/2020 12:06 | pH | 6.99 | pH |
| GS-AP-MW-12 | 9/23/2020 12:06 | Temperature | 18.98 | C |
| GS-AP-MW-12 | 9/23/2020 12:06 | Turbidity | 1.79 | NTU |
| GS-AP-MW-12 | 9/23/2020 12:11 | Conductivity | 338.72 | uS/cm |
| GS-AP-MW-12 | 9/23/2020 12:11 | DO | 0.27 | mg/L |
| GS-AP-MW-12 | 9/23/2020 12:11 | Depth to Water Detail | 79.24 | ft |
| GS-AP-MW-12 | 9/23/2020 12:11 | Oxidation Reduction Potention | -131.11 | mv |
| GS-AP-MW-12 | 9/23/2020 12:11 | pH | 7.02 | pH |
| GS-AP-MW-12 | 9/23/2020 12:11 | Temperature | 18.91 | C |
| GS-AP-MW-12 | 9/23/2020 12:11 | Turbidity | 1.53 | NTU |
| GS-AP-MW-12 | 9/23/2020 12:16 | Conductivity | 327.44 | uS/cm |
| GS-AP-MW-12 | 9/23/2020 12:16 | DO | 0.27 | mg/L |
| GS-AP-MW-12 | 9/23/2020 12:16 | Depth to Water Detail | 79.98 | ft |
| GS-AP-MW-12 | 9/23/2020 12:16 | Oxidation Reduction Potention | -168.41 | mv |
| GS-AP-MW-12 | 9/23/2020 12:16 | pH | 7.6 | pH |
| GS-AP-MW-12 | 9/23/2020 12:16 | Temperature | 18.95 | C |
| GS-AP-MW-12 | 9/23/2020 12:16 | Turbidity | 2.01 | NTU |
| GS-AP-MW-12 | 9/23/2020 12:21 | Conductivity | 313.51 | uS/cm |
| GS-AP-MW-12 | 9/23/2020 12:21 | DO | 0.26 | mg/L |
| GS-AP-MW-12 | 9/23/2020 12:21 | Depth to Water Detail | 80.83 | ft |
| GS-AP-MW-12 | 9/23/2020 12:21 | Oxidation Reduction Potention | -184.4 | mv |

# Alabama Power Company
# Plant Gorgas Ash Pond

| WELL ID | READING TIME | DESCRIPTION | VALUE | UNIT |
|---|---|---|---|---|
| GS-AP-MW-12 | 9/23/2020 12:21 | pH | 8.73 | pH |
| GS-AP-MW-12 | 9/23/2020 12:21 | Temperature | 19.1 | C |
| GS-AP-MW-12 | 9/23/2020 12:21 | Turbidity | 2.03 | NTU |
| GS-AP-MW-12 | 9/23/2020 12:26 | Conductivity | 312.96 | uS/cm |
| GS-AP-MW-12 | 9/23/2020 12:26 | DO | 0.27 | mg/L |
| GS-AP-MW-12 | 9/23/2020 12:26 | Depth to Water Detail | 81.32 | ft |
| GS-AP-MW-12 | 9/23/2020 12:26 | Oxidation Reduction Potention | -177.05 | mv |
| GS-AP-MW-12 | 9/23/2020 12:26 | pH | 8.85 | pH |
| GS-AP-MW-12 | 9/23/2020 12:26 | Temperature | 19.12 | C |
| GS-AP-MW-12 | 9/23/2020 12:26 | Turbidity | 1.91 | NTU |
| GS-AP-MW-12 | 9/23/2020 12:31 | Conductivity | 313.71 | uS/cm |
| GS-AP-MW-12 | 9/23/2020 12:31 | DO | 0.27 | mg/L |
| GS-AP-MW-12 | 9/23/2020 12:31 | Depth to Water Detail | 81.74 | ft |
| GS-AP-MW-12 | 9/23/2020 12:31 | Oxidation Reduction Potention | -168.38 | mv |
| GS-AP-MW-12 | 9/23/2020 12:31 | pH | 8.8 | pH |
| GS-AP-MW-12 | 9/23/2020 12:31 | Temperature | 19.11 | C |
| GS-AP-MW-12 | 9/23/2020 12:31 | Turbidity | 1.95 | NTU |
| GS-AP-MW-12 | 9/23/2020 12:36 | Conductivity | 316.38 | uS/cm |
| GS-AP-MW-12 | 9/23/2020 12:36 | DO | 0.28 | mg/L |
| GS-AP-MW-12 | 9/23/2020 12:36 | Depth to Water Detail | 82.34 | ft |
| GS-AP-MW-12 | 9/23/2020 12:36 | Oxidation Reduction Potention | -166.43 | mv |
| GS-AP-MW-12 | 9/23/2020 12:36 | pH | 8.7 | pH |
| GS-AP-MW-12 | 9/23/2020 12:36 | Temperature | 18.83 | C |
| GS-AP-MW-12 | 9/23/2020 12:36 | Turbidity | 2.17 | NTU |
| GS-AP-MW-12 | 9/23/2020 12:41 | Conductivity | 318.03 | uS/cm |
| GS-AP-MW-12 | 9/23/2020 12:41 | DO | 0.27 | mg/L |
| GS-AP-MW-12 | 9/23/2020 12:41 | Depth to Water Detail | 82.99 | ft |
| GS-AP-MW-12 | 9/23/2020 12:41 | Oxidation Reduction Potention | -172.52 | mv |
| GS-AP-MW-12 | 9/23/2020 12:41 | pH | 8.6 | pH |
| GS-AP-MW-12 | 9/23/2020 12:41 | Temperature | 18.85 | C |
| GS-AP-MW-12 | 9/23/2020 12:41 | Turbidity | 1.75 | NTU |
| GS-AP-MW-12 | 9/23/2020 12:46 | Conductivity | 319.43 | uS/cm |
| GS-AP-MW-12 | 9/23/2020 12:46 | DO | 0.28 | mg/L |
| GS-AP-MW-12 | 9/23/2020 12:46 | Depth to Water Detail | 82.31 | ft |
| GS-AP-MW-12 | 9/23/2020 12:46 | Oxidation Reduction Potention | -176.91 | mv |
| GS-AP-MW-12 | 9/23/2020 12:46 | pH | 8.54 | pH |
| GS-AP-MW-12 | 9/23/2020 12:46 | Temperature | 18.81 | C |
| GS-AP-MW-12 | 9/23/2020 12:46 | Turbidity | 1.9 | NTU |
| GS-AP-MW-12 | 9/23/2020 12:51 | Conductivity | 320.85 | uS/cm |
| GS-AP-MW-12 | 9/23/2020 12:51 | DO | 0.28 | mg/L |
| GS-AP-MW-12 | 9/23/2020 12:51 | Depth to Water Detail | 82.64 | ft |
| GS-AP-MW-12 | 9/23/2020 12:51 | Oxidation Reduction Potention | -183.6 | mv |
| GS-AP-MW-12 | 9/23/2020 12:51 | pH | 8.47 | pH |
| GS-AP-MW-12 | 9/23/2020 12:51 | Temperature | 18.78 | C |
| GS-AP-MW-12 | 9/23/2020 12:51 | Turbidity | 1.65 | NTU |
| GS-AP-MW-12 | 9/23/2020 12:56 | Conductivity | 322.39 | uS/cm |

# Alabama Power Company
# Plant Gorgas Ash Pond

| WELL ID | READING TIME | DESCRIPTION | VALUE | UNIT |
|---|---|---|---|---|
| GS-AP-MW-12 | 9/23/2020 12:56 | DO | 0.28 | mg/L |
| GS-AP-MW-12 | 9/23/2020 12:56 | Depth to Water Detail | 84.19 | ft |
| GS-AP-MW-12 | 9/23/2020 12:56 | Oxidation Reduction Potention | -189.38 | mv |
| GS-AP-MW-12 | 9/23/2020 12:56 | pH | 8.4 | pH |
| GS-AP-MW-12 | 9/23/2020 12:56 | Temperature | 18.75 | C |
| GS-AP-MW-12 | 9/23/2020 12:56 | Turbidity | 1.57 | NTU |
| GS-AP-MW-12 | 9/23/2020 13:01 | Conductivity | 323.24 | uS/cm |
| GS-AP-MW-12 | 9/23/2020 13:01 | DO | 0.32 | mg/L |
| GS-AP-MW-12 | 9/23/2020 13:01 | Depth to Water Detail | 84.19 | ft |
| GS-AP-MW-12 | 9/23/2020 13:01 | Oxidation Reduction Potention | -186.45 | mv |
| GS-AP-MW-12 | 9/23/2020 13:01 | pH | 8.37 | pH |
| GS-AP-MW-12 | 9/23/2020 13:01 | Temperature | 19.06 | C |
| GS-AP-MW-12 | 9/23/2020 13:01 | Turbidity | 1.58 | NTU |
| GS-AP-MW-12 | 9/23/2020 13:06 | Conductivity | 324.73 | uS/cm |
| GS-AP-MW-12 | 9/23/2020 13:06 | DO | 0.34 | mg/L |
| GS-AP-MW-12 | 9/23/2020 13:06 | Depth to Water Detail | 84.19 | ft |
| GS-AP-MW-12 | 9/23/2020 13:06 | Oxidation Reduction Potention | -185.88 | mv |
| GS-AP-MW-12 | 9/23/2020 13:06 | pH | 8.3 | pH |
| GS-AP-MW-12 | 9/23/2020 13:06 | Temperature | 18.99 | C |
| GS-AP-MW-12 | 9/23/2020 13:06 | Turbidity | 1.5 | NTU |

# Alabama Power Company
# Plant Gorgas Ash Pond

| WELL ID | READING TIME | DESCRIPTION | VALUE | UNIT |
|---|---|---|---|---|
| GS-AP-MW-21 | 9/23/2020 15:17 | Conductivity | 1186.93 | uS/cm |
| GS-AP-MW-21 | 9/23/2020 15:17 | DO | 5.15 | mg/L |
| GS-AP-MW-21 | 9/23/2020 15:17 | Depth to Water Detail | 166.06 | ft |
| GS-AP-MW-21 | 9/23/2020 15:17 | Oxidation Reduction Potention | -49.58 | mv |
| GS-AP-MW-21 | 9/23/2020 15:17 | pH | 10.86 | pH |
| GS-AP-MW-21 | 9/23/2020 15:17 | Temperature | 20.21 | C |
| GS-AP-MW-21 | 9/23/2020 15:17 | Turbidity | 1.84 | NTU |
| GS-AP-MW-21 | 9/23/2020 15:22 | Conductivity | 1393.62 | uS/cm |
| GS-AP-MW-21 | 9/23/2020 15:22 | DO | 1.73 | mg/L |
| GS-AP-MW-21 | 9/23/2020 15:22 | Depth to Water Detail | 166.24 | ft |
| GS-AP-MW-21 | 9/23/2020 15:22 | Oxidation Reduction Potention | -85.52 | mv |
| GS-AP-MW-21 | 9/23/2020 15:22 | pH | 11.22 | pH |
| GS-AP-MW-21 | 9/23/2020 15:22 | Temperature | 19.78 | C |
| GS-AP-MW-21 | 9/23/2020 15:22 | Turbidity | 1.55 | NTU |
| GS-AP-MW-21 | 9/23/2020 15:27 | Conductivity | 1471.05 | uS/cm |
| GS-AP-MW-21 | 9/23/2020 15:27 | DO | 0.84 | mg/L |
| GS-AP-MW-21 | 9/23/2020 15:27 | Depth to Water Detail | 166.33 | ft |
| GS-AP-MW-21 | 9/23/2020 15:27 | Oxidation Reduction Potention | -109.33 | mv |
| GS-AP-MW-21 | 9/23/2020 15:27 | pH | 11.33 | pH |
| GS-AP-MW-21 | 9/23/2020 15:27 | Temperature | 19.64 | C |
| GS-AP-MW-21 | 9/23/2020 15:27 | Turbidity | 1.65 | NTU |
| GS-AP-MW-21 | 9/23/2020 15:32 | Conductivity | 1475.17 | uS/cm |
| GS-AP-MW-21 | 9/23/2020 15:32 | DO | 0.67 | mg/L |
| GS-AP-MW-21 | 9/23/2020 15:32 | Depth to Water Detail | 166.38 | ft |
| GS-AP-MW-21 | 9/23/2020 15:32 | Oxidation Reduction Potention | -129.1 | mv |
| GS-AP-MW-21 | 9/23/2020 15:32 | pH | 11.36 | pH |
| GS-AP-MW-21 | 9/23/2020 15:32 | Temperature | 19.37 | C |
| GS-AP-MW-21 | 9/23/2020 15:32 | Turbidity | 1.62 | NTU |
| GS-AP-MW-21 | 9/23/2020 15:37 | Conductivity | 1450.83 | uS/cm |
| GS-AP-MW-21 | 9/23/2020 15:37 | DO | 0.6 | mg/L |
| GS-AP-MW-21 | 9/23/2020 15:37 | Depth to Water Detail | 166.41 | ft |
| GS-AP-MW-21 | 9/23/2020 15:37 | Oxidation Reduction Potention | -146.94 | mv |
| GS-AP-MW-21 | 9/23/2020 15:37 | pH | 11.34 | pH |
| GS-AP-MW-21 | 9/23/2020 15:37 | Temperature | 19.47 | C |
| GS-AP-MW-21 | 9/23/2020 15:37 | Turbidity | 1.69 | NTU |
| GS-AP-MW-21 | 9/23/2020 15:42 | Conductivity | 1395.94 | uS/cm |
| GS-AP-MW-21 | 9/23/2020 15:42 | DO | 0.61 | mg/L |
| GS-AP-MW-21 | 9/23/2020 15:42 | Depth to Water Detail | 166.41 | ft |
| GS-AP-MW-21 | 9/23/2020 15:42 | Oxidation Reduction Potention | -161.71 | mv |
| GS-AP-MW-21 | 9/23/2020 15:42 | pH | 11.3 | pH |
| GS-AP-MW-21 | 9/23/2020 15:42 | Temperature | 19.3 | C |
| GS-AP-MW-21 | 9/23/2020 15:42 | Turbidity | 1.46 | NTU |
| GS-AP-MW-21 | 9/23/2020 15:47 | Conductivity | 1322.25 | uS/cm |
| GS-AP-MW-21 | 9/23/2020 15:47 | DO | 0.6 | mg/L |
| GS-AP-MW-21 | 9/23/2020 15:47 | Depth to Water Detail | 166.41 | ft |
| GS-AP-MW-21 | 9/23/2020 15:47 | Oxidation Reduction Potention | -172.48 | mv |

# Alabama Power Company
# Plant Gorgas Ash Pond

| WELL ID | READING TIME | DESCRIPTION | VALUE | UNIT |
|---|---|---|---|---|
| GS-AP-MW-21 | 9/23/2020 15:47 | pH | 11.23 | pH |
| GS-AP-MW-21 | 9/23/2020 15:47 | Temperature | 19.19 | C |
| GS-AP-MW-21 | 9/23/2020 15:47 | Turbidity | 1.64 | NTU |
| GS-AP-MW-21 | 9/23/2020 15:52 | Conductivity | 1268.21 | uS/cm |
| GS-AP-MW-21 | 9/23/2020 15:52 | DO | 0.59 | mg/L |
| GS-AP-MW-21 | 9/23/2020 15:52 | Depth to Water Detail | 166.41 | ft |
| GS-AP-MW-21 | 9/23/2020 15:52 | Oxidation Reduction Potention | -177.58 | mv |
| GS-AP-MW-21 | 9/23/2020 15:52 | pH | 11.12 | pH |
| GS-AP-MW-21 | 9/23/2020 15:52 | Temperature | 19.3 | C |
| GS-AP-MW-21 | 9/23/2020 15:52 | Turbidity | 1.46 | NTU |
| GS-AP-MW-21 | 9/23/2020 15:57 | Conductivity | 1217.96 | uS/cm |
| GS-AP-MW-21 | 9/23/2020 15:57 | DO | 0.6 | mg/L |
| GS-AP-MW-21 | 9/23/2020 15:57 | Depth to Water Detail | 166.41 | ft |
| GS-AP-MW-21 | 9/23/2020 15:57 | Oxidation Reduction Potention | -179.55 | mv |
| GS-AP-MW-21 | 9/23/2020 15:57 | pH | 11.01 | pH |
| GS-AP-MW-21 | 9/23/2020 15:57 | Temperature | 19.25 | C |
| GS-AP-MW-21 | 9/23/2020 15:57 | Turbidity | 1.36 | NTU |
| GS-AP-MW-21 | 9/23/2020 16:02 | Conductivity | 1174.85 | uS/cm |
| GS-AP-MW-21 | 9/23/2020 16:02 | DO | 0.6 | mg/L |
| GS-AP-MW-21 | 9/23/2020 16:02 | Depth to Water Detail | 166.41 | ft |
| GS-AP-MW-21 | 9/23/2020 16:02 | Oxidation Reduction Potention | -176.45 | mv |
| GS-AP-MW-21 | 9/23/2020 16:02 | pH | 10.91 | pH |
| GS-AP-MW-21 | 9/23/2020 16:02 | Temperature | 19.19 | C |
| GS-AP-MW-21 | 9/23/2020 16:02 | Turbidity | 1.33 | NTU |
| GS-AP-MW-21 | 9/23/2020 16:07 | Conductivity | 1148.81 | uS/cm |
| GS-AP-MW-21 | 9/23/2020 16:07 | DO | 0.6 | mg/L |
| GS-AP-MW-21 | 9/23/2020 16:07 | Depth to Water Detail | 166.41 | ft |
| GS-AP-MW-21 | 9/23/2020 16:07 | Oxidation Reduction Potention | -173.71 | mv |
| GS-AP-MW-21 | 9/23/2020 16:07 | pH | 10.8 | pH |
| GS-AP-MW-21 | 9/23/2020 16:07 | Temperature | 19.2 | C |
| GS-AP-MW-21 | 9/23/2020 16:07 | Turbidity | 1.32 | NTU |
| GS-AP-MW-21 | 9/23/2020 16:12 | Conductivity | 1124.19 | uS/cm |
| GS-AP-MW-21 | 9/23/2020 16:12 | DO | 0.62 | mg/L |
| GS-AP-MW-21 | 9/23/2020 16:12 | Depth to Water Detail | 166.41 | ft |
| GS-AP-MW-21 | 9/23/2020 16:12 | Oxidation Reduction Potention | -171.55 | mv |
| GS-AP-MW-21 | 9/23/2020 16:12 | pH | 10.71 | pH |
| GS-AP-MW-21 | 9/23/2020 16:12 | Temperature | 19.03 | C |
| GS-AP-MW-21 | 9/23/2020 16:12 | Turbidity | 1.47 | NTU |

# Alabama Power Company
# Plant Gorgas Ash Pond

| WELL ID | READING TIME | DESCRIPTION | VALUE | UNIT |
|---|---|---|---|---|
| GS-AP-MW-18 | 9/23/2020 17:40 | Conductivity | 480.39 | uS/cm |
| GS-AP-MW-18 | 9/23/2020 17:40 | DO | 0.16 | mg/L |
| GS-AP-MW-18 | 9/23/2020 17:40 | Depth to Water Detail | 54.59 | ft |
| GS-AP-MW-18 | 9/23/2020 17:40 | Oxidation Reduction Potention | -176.1 | mv |
| GS-AP-MW-18 | 9/23/2020 17:40 | pH | 7.67 | pH |
| GS-AP-MW-18 | 9/23/2020 17:40 | Temperature | 17.22 | C |
| GS-AP-MW-18 | 9/23/2020 17:40 | Turbidity | 10.44 | NTU |
| GS-AP-MW-18 | 9/23/2020 17:45 | Conductivity | 479.39 | uS/cm |
| GS-AP-MW-18 | 9/23/2020 17:45 | DO | 0.14 | mg/L |
| GS-AP-MW-18 | 9/23/2020 17:45 | Depth to Water Detail | 54.69 | ft |
| GS-AP-MW-18 | 9/23/2020 17:45 | Oxidation Reduction Potention | -172.6 | mv |
| GS-AP-MW-18 | 9/23/2020 17:45 | pH | 7.5 | pH |
| GS-AP-MW-18 | 9/23/2020 17:45 | Temperature | 17.07 | C |
| GS-AP-MW-18 | 9/23/2020 17:45 | Turbidity | 5.67 | NTU |
| GS-AP-MW-18 | 9/23/2020 17:50 | Conductivity | 481.13 | uS/cm |
| GS-AP-MW-18 | 9/23/2020 17:50 | DO | 0.14 | mg/L |
| GS-AP-MW-18 | 9/23/2020 17:50 | Depth to Water Detail | 54.81 | ft |
| GS-AP-MW-18 | 9/23/2020 17:50 | Oxidation Reduction Potention | -176.34 | mv |
| GS-AP-MW-18 | 9/23/2020 17:50 | pH | 7.48 | pH |
| GS-AP-MW-18 | 9/23/2020 17:50 | Temperature | 17.05 | C |
| GS-AP-MW-18 | 9/23/2020 17:50 | Turbidity | 3.72 | NTU |
| GS-AP-MW-18 | 9/23/2020 17:53 | Conductivity | 523.82 | uS/cm |
| GS-AP-MW-18 | 9/23/2020 17:53 | DO | 0.14 | mg/L |
| GS-AP-MW-18 | 9/23/2020 17:53 | Depth to Water Detail | 54.89 | ft |
| GS-AP-MW-18 | 9/23/2020 17:53 | Oxidation Reduction Potention | -179.94 | mv |
| GS-AP-MW-18 | 9/23/2020 17:53 | pH | 7.49 | pH |
| GS-AP-MW-18 | 9/23/2020 17:53 | Temperature | 17.03 | C |
| GS-AP-MW-18 | 9/23/2020 17:53 | Turbidity | 3.28 | NTU |
| GS-AP-MW-18 | 9/23/2020 17:58 | Conductivity | 533.47 | uS/cm |
| GS-AP-MW-18 | 9/23/2020 17:58 | DO | 0.14 | mg/L |
| GS-AP-MW-18 | 9/23/2020 17:58 | Depth to Water Detail | 54.89 | ft |
| GS-AP-MW-18 | 9/23/2020 17:58 | Oxidation Reduction Potention | -185.9 | mv |
| GS-AP-MW-18 | 9/23/2020 17:58 | pH | 7.52 | pH |
| GS-AP-MW-18 | 9/23/2020 17:58 | Temperature | 17 | C |
| GS-AP-MW-18 | 9/23/2020 17:58 | Turbidity | 3.22 | NTU |
| GS-AP-MW-18 | 9/23/2020 18:03 | Conductivity | 541.36 | uS/cm |
| GS-AP-MW-18 | 9/23/2020 18:03 | DO | 0.14 | mg/L |
| GS-AP-MW-18 | 9/23/2020 18:03 | Depth to Water Detail | 54.89 | ft |
| GS-AP-MW-18 | 9/23/2020 18:03 | Oxidation Reduction Potention | -191.44 | mv |
| GS-AP-MW-18 | 9/23/2020 18:03 | pH | 7.54 | pH |
| GS-AP-MW-18 | 9/23/2020 18:03 | Temperature | 16.99 | C |
| GS-AP-MW-18 | 9/23/2020 18:03 | Turbidity | 2.93 | NTU |

Alabama Power General Test Laboratory
744 County Road 87, GSC#8
Calera, AL 35040
(205) 664-6032 or 6171
FAX (205) 257-1654

***Field Case Narrative***

Alabama Power

Lab & Field SERVICES

# Miller Ash Pond

## 2020 Compliance Event 1

All samples were collected using methods defined in Alabama Power's Water Field Group Low-Flow Groundwater Sampling Procedure and the associated site-specific Sampling and Analysis Plan (SAP).

Rainy conditions were present when pumping and sampling wells PZ-5, MW-5, MW-1, MW-33H, MW-18H, MW-17H, MW-15, MW-14, MW-4 and MW-4V.

Suspected iron bacteria was initially present when pumping wells MW-9S, MW-7S & MW-13D.

Black residue was noticed in the flow through cell after sampling well MW-34H and black particles were observed in the sample stream at well MW-19HA. Turbidity levels of less than 10 NTU were not able to be achieved after extended pumping for well MW-19HA. A complete sample set for totals analysis was collected followed by a field filtered set for dissolved analysis.

Field quality control procedures were performed as follows:

- Blanks and Sample Duplicates were collected as described in the SAP.
- Calibration verification for all required field parameters were performed daily, before and after sample collection, with the exception of wells MW-21 and MW-23. The end of day dissolved oxygen (DO) calibration verification was not performed for the above mentioned two wells. All DO field readings for wells MW-21 and MW-23 were qualified using the below qualifier:
    - F- Qualifier for DO readings due to failure to perform end of day calibration verifications for DO

Alabama Power
General Test Laboratory
744 County Road 87, GSC #8
Calera, AL 35040
205-664-6001

# *Analytical Report*

Alabama Power

**Sample Group :** WMWMILAP_1265

**Project/Site :** Miller Ash Pond
Quinton, AL 35130

**For :** Southern Company Services
3535 Colonnade Parkway
Birmingham, AL 35243

**Attention :** Dustin Brooks & Greg Dyer

**Released By :** Laura Midkiff
lbmidkif@southernco.com
(205) 664-6197

Alabama Power
General Test Laboratory
744 County Road 87, GSC #8
Calera, AL 35040
(205) 664-6001

March 30, 2020

Dear Dustin Brooks,

Enclosed are the analytical results for sample(s) received by the laboratory between March 04, 2020 and March 11, 2020. All results reported herein conform to the laboratory's most current Quality Assurance Manual. Results marked with an asterisk conform to the most current applicable TNI/NELAC requirements. Exceptions will be noted in the body of the report.

Laboratory certification ID: E571114
Issued By: State of Florida, Department of Health
Expiration: June 30, 2020

If you have any questions concerning this report, please feel free to contact me.

Sincerely,

Quality Control: Laura Midkiff
Digitally signed by Laura Midkiff
DN: cn=Laura Midkiff, o=Alabama Power Company, ou=Environmental Affairs, email=lbmidkif@southernco.com, c=US
Date: 2020.03.31 14:42:07 -05'00'

Supervision: T. Durant Maske
Digitally signed by T. Durant Maske
DN: cn=T. Durant Maske, o=Alabama Power Company, ou=Environmental Affairs, email=tdmaske@southernco.com, c=US
Date: 2020.03.31 16:35:12 -05'00'

**REPORT OF LABORATORY ANALYSIS**

**This Certificate states the physical and/or chemical characteristics of the sample as submitted. This document shall not be reproduced, except in full, without written consent from Alabama Power's General Test Laboratory.**

Alabama Power
General Test Laboratory
744 County Road 87, GSC #8
Calera, AL 35040

# *Case Narrative*

Alabama Power

Total Metals ICP

Miller Ash Pond

WMWMILAP_1265

1. This report consists of all MWs and corresponding Lab IDs listed on the Chain of Custody.
2. Refer to comments on Chain of Custody for information regarding sample receipt.
3. All standards and solutions are NIST/ISO/IEC/Guide 34 traceable and were used within their recommended shelf life.

| Sample ID | Batch ID | Project ID |
|---|---|---|
| BA04482 | 668582 | WMWMILAP_1265 |
| BA04483 | 668582 | WMWMILAP_1265 |
| BA04484 | 668582 | WMWMILAP_1265 |
| BA04485 | 668582 | WMWMILAP_1265 |
| BA04486 | 668582 | WMWMILAP_1265 |
| BA04487 | 668582 | WMWMILAP_1265 |
| BA04488 | 668582 | WMWMILAP_1265 |
| BA04489 | 668582 | WMWMILAP_1265 |
| BA04490 | 668582 | WMWMILAP_1265 |
| BA04491 | 668582 | WMWMILAP_1265 |
| BA04492 | 668583 | WMWMILAP_1265 |
| BA04493 | 668583 | WMWMILAP_1265 |
| BA04494 | 668583 | WMWMILAP_1265 |
| BA04495 | 668583 | WMWMILAP_1265 |
| BA04628 | 668583 | WMWMILAP_1265 |
| BA04629 | 668583 | WMWMILAP_1265 |
| BA04630 | 668583 | WMWMILAP_1265 |
| BA04631 | 668583 | WMWMILAP_1265 |
| BA04632 | 668583 | WMWMILAP_1265 |
| BA04633 | 668583 | WMWMILAP_1265 |
| BA04634 | 668584 | WMWMILAP_1265 |
| BA04635 | 668584 | WMWMILAP_1265 |
| BA04636 | 668584 | WMWMILAP_1265 |
| BA04637 | 668584 | WMWMILAP_1265 |
| BA04638 | 668584 | WMWMILAP_1265 |
| BA04928 | 668584 | WMWMILAP_1265 |
| BA04929 | 668584 | WMWMILAP_1265 |
| BA04930 | 668584 | WMWMILAP_1265 |
| BA04931 | 668584 | WMWMILAP_1265 |
| BA04932 | 668584 | WMWMILAP_1265 |
| BA04933 | 668585 | WMWMILAP_1265 |

| | | |
|---|---|---|
| BA04934 | 668585 | WMWMILAP_1265 |
| BA04935 | 668585 | WMWMILAP_1265 |
| BA04936 | 668585 | WMWMILAP_1265 |
| BA04937 | 668585 | WMWMILAP_1265 |
| BA04938 | 668585 | WMWMILAP_1265 |
| BA04940 | 668585 | WMWMILAP_1265 |
| BA04941 | 668585 | WMWMILAP_1265 |
| BA04942 | 668585 | WMWMILAP_1265 |
| BA04943 | 668585 | WMWMILAP_1265 |
| BA04944 | 668586 | WMWMILAP_1265 |
| BA04945 | 668586 | WMWMILAP_1265 |
| BA04946 | 668586 | WMWMILAP_1265 |
| BA04947 | 668586 | WMWMILAP_1265 |
| BA04948 | 668586 | WMWMILAP_1265 |
| BA04949 | 668586 | WMWMILAP_1265 |
| BA04950 | 668586 | WMWMILAP_1265 |
| BA04951 | 668586 | WMWMILAP_1265 |

4. All of the above samples were analyzed by EPA 200.7 and prepared by EPA 1638.
5. All samples were prepared and analyzed within the established hold times.
6. All in house quality control procedures were followed, as described below.

General Quality Control Procedures:

- Prior to sample analysis, an initial calibration verification (ICV) was analyzed and all criteria were met.
- Following the ICV, an initial calibration blank (ICB) was analyzed and was below the limit of quantitation for all requested analytes.
- All continued calibration verification (CCV) were within the acceptance criteria for the requested analytes.
- All continued calibration blanks (CCB) were below the limit of quantitation for the requested analytes.
- A preparation method blank and laboratory control sample were digested and analyzed with the samples in each digestion batch.
- All laboratory control sample criteria were met.
- The method blank associated with each digestion batch passed all acceptance criteria for all requested analytes.
- The spectral interference check associated with EPA 200.7 was analyzed and all acceptance criteria were met.
- All sample internal standard criteria were met.
- The high standard readbacks associated with EPA 200.7 were within acceptance criteria.

- It is noted that the QC summary page typically provides the QC results from the original batch analytical sequence. If dilutions were subsequently performed to bring sample concentrations within the calibration range, any additional QC data from the dilution analyses may need to be obtained from the laboratory. Any qualifications applied to original analyses or dilution re-analyses are based upon QC data available at the time of review.

Matrix Specific Quality Control Procedures:

Similarity of matrix and therefore relevance of matrix specific QC results should not be automatically inferred for any sample other than the sample selected for QC.

- A matrix spike and matrix spike duplicate were digested and analyzed with each ICP batch. All acceptance criteria for accuracy were met except for the following
    - BA04491 & BA04932 MS/MSD spike levels for calcium are less than 30% of the sample nominal concentrations.
- A matrix spike and matrix spike duplicate were digested and analyzed with each ICP batch. All acceptance criteria for precision were met.

7. The following samples were diluted due to the analyzed sample concentration being greater than the high standard of the calibration curve:

| Sample ID | Analyte | Dilution Factor |
|---|---|---|
| BA04485 | Calcium | 20.3 |
| BA04486 | Calcium | 20.3 |
| BA04487 | Calcium | 20.3 |
| BA04488 | Calcium | 20.3 |
| BA04490 | Calcium | 20.3 |
| BA04491 | Calcium | 20.3 |
| BA04492 | Calcium | 20.3 |
| BA04493 | Calcium | 20.3 |
| BA04494 | Calcium | 20.3 |
| BA04628 | Calcium | 20.3 |
| BA04629 | Calcium | 20.3 |
| BA04630 | Calcium | 20.3 |
| BA04631 | Calcium | 20.3 |
| BA04632 | Calcium | 20.3 |
| BA04633 | Calcium | 20.3 |
| BA04636 | Calcium | 20.3 |
| BA04637 | Calcium | 20.3 |

| | | |
|---|---|---|
| BA04638 | Calcium | 20.3 |
| BA04928 | Calcium | 20.3 |
| BA04929 | Calcium | 20.3 |
| BA04930 | Calcium | 20.3 |
| BA04931 | Calcium | 20.3 |
| BA04932 | Calcium | 20.3 |
| BA04933 | Calcium | 20.3 |
| BA04935 | Calcium | 20.3 |
| BA04940 | Calcium | 20.3 |
| BA04941 | Calcium | 20.3 |
| BA04942 | Calcium | 20.3 |
| BA04943 | Calcium | 20.3 |
| BA04944 | Calcium | 20.3 |
| BA04946 | Calcium | 20.3 |
| BA04948 | Calcium | 20.3 |
| BA04949 | Calcium | 20.3 |
| BA04950 | Calcium | 20.3 |

8. The raw data results are shown with dilution factors included.

Alabama Power
General Test Laboratory
744 County Road 87, GSC #8
Calera, AL 35040

# *Case Narrative*

Alabama Power

Dissolved Metals ICP

Miller Ash Pond

WMWMILAP_1265

1. This report consists of all MWs and corresponding Lab IDs listed on the Chain of Custody.
2. Refer to comments on Chain of Custody for information regarding sample receipt.
3. All standards and solutions are NIST/ISO/IEC/Guide 34 traceable and were used within their recommended shelf life.

| Sample ID | Batch ID | Project ID |
|---|---|---|
| BA04939 | 668546 | WMWMILAP_1265 |

4. All of the above samples were analyzed and prepared by EPA 200.7 for dissolved analysis.
5. All samples were prepared and analyzed within the established hold times.
6. All in house quality control procedures were followed, as described below.

General Quality Control Procedures:

- Prior to sample analysis, an initial calibration verification (ICV) was analyzed and all criteria were met.
- Following the ICV, an initial calibration blank (ICB) was analyzed and was below the limit of quantitation for all requested analytes.
- All continued calibration verification (CCV) were within the acceptance criteria for the requested analytes.
- All continued calibration blanks (CCB) were below the limit of quantitation for the requested analytes.
- Due to no filtered method blank (MB) or laboratory control sample (LCS) submitted with the sample set, an unfiltered MB and LCS were analyzed with the samples in each batch
- All laboratory control sample criteria were met.
- The method blank associated with each batch passed all acceptance criteria for all requested analytes.
- The spectral interference check associated with EPA 200.7 was analyzed and all acceptance criteria were met.
- All sample internal standard criteria were met.
- The high standard readbacks associated with EPA 200.7 were within acceptance criteria.
- It is noted that the QC summary page typically provides the QC results from the original batch analytical sequence. If dilutions were subsequently performed to bring sample concentrations within the calibration range, any additional QC data from the dilution analyses may need to be obtained from the laboratory. Any qualifications applied to original analyses or dilution re-analyses are based upon QC data available at the time of review.

Matrix Specific Quality Control Procedures:

Similarity of matrix and therefore relevance of matrix specific QC results should not be automatically inferred for any sample other than the sample selected for QC.

- A matrix spike and matrix spike duplicate were analyzed with each ICP batch. All acceptance criteria for accuracy were met.
- A matrix spike and matrix spike duplicate were analyzed with each ICP batch. All acceptance criteria for precision were met.

7. All samples were analyzed without a dilution factor.

8. The raw data results are shown with dilution factors included.

Alabama Power
General Test Laboratory
744 County Road 87, GSC #8
Calera, AL 35040

# *Case Narrative*

Alabama Power

Total Metals ICPMS

Miller Ash Pond

WMWMILAP_1265

1. This report consists of all MWs and corresponding Lab IDs listed on the Chain of Custody.
2. Refer to comments on Chain of Custody for information regarding sample receipt.
3. All standards and solutions are NIST/ISO/IEC/Guide 34 traceable and were used within their recommended shelf life.

| Sample ID | Batch ID | Project ID |
|---|---|---|
| BA04482 | 668982 | WMWMILAP_1265 |
| BA04483 | 668982 | WMWMILAP_1265 |
| BA04484 | 668982 | WMWMILAP_1265 |
| BA04485 | 668982 | WMWMILAP_1265 |
| BA04486 | 668982 | WMWMILAP_1265 |
| BA04487 | 668982 | WMWMILAP_1265 |
| BA04488 | 668982 | WMWMILAP_1265 |
| BA04489 | 668982 | WMWMILAP_1265 |
| BA04490 | 668982 | WMWMILAP_1265 |
| BA04491 | 668982 | WMWMILAP_1265 |
| BA04492 | 668983 | WMWMILAP_1265 |
| BA04493 | 668983 | WMWMILAP_1265 |
| BA04494 | 668983 | WMWMILAP_1265 |
| BA04495 | 668983 | WMWMILAP_1265 |
| BA04628 | 668983 | WMWMILAP_1265 |
| BA04629 | 668983 | WMWMILAP_1265 |
| BA04630 | 668983 | WMWMILAP_1265 |
| BA04631 | 668983 | WMWMILAP_1265 |
| BA04632 | 668983 | WMWMILAP_1265 |
| BA04633 | 668983 | WMWMILAP_1265 |
| BA04634 | 668984 | WMWMILAP_1265 |
| BA04635 | 668984 | WMWMILAP_1265 |
| BA04636 | 668984 | WMWMILAP_1265 |
| BA04637 | 668984 | WMWMILAP_1265 |
| BA04638 | 668984 | WMWMILAP_1265 |
| BA04928 | 668984 | WMWMILAP_1265 |
| BA04929 | 668984 | WMWMILAP_1265 |
| BA04930 | 668984 | WMWMILAP_1265 |
| BA04931 | 668984 | WMWMILAP_1265 |
| BA04932 | 668984 | WMWMILAP_1265 |
| BA04933 | 668985 | WMWMILAP_1265 |

| | | |
|---|---|---|
| BA04934 | 668985 | WMWMILAP_1265 |
| BA04935 | 668985 | WMWMILAP_1265 |
| BA04936 | 668985 | WMWMILAP_1265 |
| BA04937 | 668985 | WMWMILAP_1265 |
| BA04938 | 668985 | WMWMILAP_1265 |
| BA04940 | 668985 | WMWMILAP_1265 |
| BA04941 | 668985 | WMWMILAP_1265 |
| BA04942 | 668985 | WMWMILAP_1265 |
| BA04943 | 668985 | WMWMILAP_1265 |
| BA04944 | 668986 | WMWMILAP_1265 |
| BA04945 | 668986 | WMWMILAP_1265 |
| BA04946 | 668986 | WMWMILAP_1265 |
| BA04947 | 668986 | WMWMILAP_1265 |
| BA04948 | 668986 | WMWMILAP_1265 |
| BA04949 | 668986 | WMWMILAP_1265 |
| BA04950 | 668986 | WMWMILAP_1265 |
| BA04951 | 668986 | WMWMILAP_1265 |

4. All of the above samples were analyzed by EPA 200.8 and prepared by EPA 1638.
5. All samples were prepared and analyzed within the established hold times.
6. All in house quality control procedures were followed, as described below.

General Quality Control Procedures:

- All tune and calibration met criteria for all requested analytes.
- Prior to sample analysis, an initial calibration verification (ICV) was analyzed and all criteria were met.
- Following the ICV, an initial calibration blank (ICB) was analyzed and was below the limit of quantitation for all requested analytes.
- All continued calibration verification (CCV) were within the acceptance criteria for the requested analytes.
- All continued calibration blanks (CCB) were below the limit of quantitation for the requested analytes.
- A preparation method blank and laboratory control sample were digested and analyzed with the samples in each digestion batch.
- All laboratory control sample criteria were met.
- The method blank associated with each digestion batch passed all acceptance criteria for all requested analytes.
- The interference check samples associated with EPA 200.8 were analyzed and passed for all requested analytes.
- All sample internal standard criteria were met.

Matrix Specific Quality Control Procedures:

Similarity of matrix and therefore relevance of matrix specific QC results should not be automatically inferred for any sample other than the sample selected for QC.

- A matrix spike and matrix spike duplicate were digested and analyzed with each ICPMS batch. All acceptance criteria for accuracy were met.
- A matrix spike and matrix spike duplicate were digested and analyzed with each ICPMS batch. All acceptance criteria for precision were met.

7. The following sample was diluted due to the analyzed sample concentration being greater than the high standard of the calibration curve:

| Sample ID | Analyte | Dilution Factor |
|---|---|---|
| BA04929 | Barium | 10.15 |

8. The raw data results are shown with dilution factors included.

Alabama Power
General Test Laboratory
744 County Road 87, GSC #8
Calera, AL 35040

# *Case Narrative*

Alabama Power

Dissolved Metals ICPMS

Miller Ash Pond

WMWMILAP_1265

1. This report consists of all MWs and corresponding Lab IDs listed on the Chain of Custody.
2. Refer to comments on Chain of Custody for information regarding sample receipt.
3. All standards and solutions are NIST/ISO/IEC/Guide 34 traceable and were used within their recommended shelf life.

| Sample ID | Batch ID | Project ID |
|---|---|---|
| BA04939 | 669184 | WMWMILAP_1265 |

4. All of the above samples were analyzed and prepared by EPA 200.8 for dissolved analysis.
5. All samples were prepared and analyzed within the established hold times.
6. All in house quality control procedures were followed, as described below.

General Quality Control Procedures:

- All tune and calibration met criteria for all requested analytes.
- Prior to sample analysis, an initial calibration verification (ICV) was analyzed and all criteria were met.
- Following the ICV, an initial calibration blank (ICB) was analyzed and was below the limit of quantitation for all requested analytes.
- All continued calibration verification (CCV) were within the acceptance criteria for the requested analytes.
- All continued calibration blanks (CCB) were below the limit of quantitation for the requested analytes. Selenium CCB failed on 3/12/20 data. All Selenium were reanalyzed on 3/16/20 and passed.
- Due to no filtered method blank (MB) or laboratory control sample (LCS) submitted with the sample set, an unfiltered MB and LCS were analyzed with the samples in each batch.
- All laboratory control sample criteria were met.
- The method blank associated with each preparation batch passed all acceptance criteria for all requested analytes.
- The interference check samples associated with EPA 200.8 were analyzed and passed for all requested analytes.
- All sample internal standard criteria were met.

Matrix Specific Quality Control Procedures:

Similarity of matrix and therefore relevance of matrix specific QC results should not be automatically inferred for any sample other than the sample selected for QC.

- A matrix spike and matrix spike duplicate were analyzed with each ICPMS batch. All acceptance criteria for accuracy were met, except for the following:
    - BA04939 MS/MSD recovery for Selenium failed due to matrix issue. A post digestion spike was analyzed and passed acceptance criteria.
- A matrix spike and matrix spike duplicate were analyzed with each ICPMS batch. All acceptance criteria for precision were met.

7. All samples were analyzed without a dilution factor.

8. The raw data results are shown with dilution factors included.

Alabama Power
General Test Laboratory
744 County Road 87, GSC #8
Calera, AL 35040

# *Case Narrative*

Alabama Power

Total Mercury

Miller Ash Pond

WMWMILAP_1265

1. This report consists of all MWs and corresponding Lab IDs listed on the Chain of Custody.
2. Refer to comments on Chain of Custody for information regarding sample receipt.
3. All standards and solutions are NIST/ISO/IEC/Guide 34 traceable and were used within their recommended shelf life.

| Sample ID | Batch ID | Project ID |
|---|---|---|
| BA04482 | 668499 | WMWMILAP_1265 |
| BA04483 | 668499 | WMWMILAP_1265 |
| BA04484 | 668499 | WMWMILAP_1265 |
| BA04485 | 668499 | WMWMILAP_1265 |
| BA04486 | 668499 | WMWMILAP_1265 |
| BA04487 | 668499 | WMWMILAP_1265 |
| BA04488 | 668499 | WMWMILAP_1265 |
| BA04489 | 668499 | WMWMILAP_1265 |
| BA04490 | 668499 | WMWMILAP_1265 |
| BA04491 | 668499 | WMWMILAP_1265 |
| BA04492 | 668500 | WMWMILAP_1265 |
| BA04493 | 668500 | WMWMILAP_1265 |
| BA04494 | 668500 | WMWMILAP_1265 |
| BA04495 | 668500 | WMWMILAP_1265 |
| BA04628 | 668500 | WMWMILAP_1265 |
| BA04629 | 668500 | WMWMILAP_1265 |
| BA04630 | 668500 | WMWMILAP_1265 |
| BA04631 | 668500 | WMWMILAP_1265 |
| BA04632 | 668500 | WMWMILAP_1265 |
| BA04633 | 668500 | WMWMILAP_1265 |
| BA04634 | 668501 | WMWMILAP_1265 |
| BA04635 | 668501 | WMWMILAP_1265 |
| BA04636 | 668501 | WMWMILAP_1265 |
| BA04637 | 668501 | WMWMILAP_1265 |
| BA04638 | 668501 | WMWMILAP_1265 |
| BA04928 | 668501 | WMWMILAP_1265 |
| BA04929 | 668501 | WMWMILAP_1265 |
| BA04930 | 668501 | WMWMILAP_1265 |
| BA04931 | 668501 | WMWMILAP_1265 |
| BA04932 | 668501 | WMWMILAP_1265 |
| BA04933 | 668502 | WMWMILAP_1265 |

| | | |
|---|---|---|
| BA04934 | 668502 | WMWMILAP_1265 |
| BA04935 | 668502 | WMWMILAP_1265 |
| BA04936 | 668502 | WMWMILAP_1265 |
| BA04937 | 668502 | WMWMILAP_1265 |
| BA04938 | 668502 | WMWMILAP_1265 |
| BA04940 | 668502 | WMWMILAP_1265 |
| BA04941 | 668502 | WMWMILAP_1265 |
| BA04942 | 668502 | WMWMILAP_1265 |
| BA04943 | 668502 | WMWMILAP_1265 |
| BA04944 | 668503 | WMWMILAP_1265 |
| BA04945 | 668503 | WMWMILAP_1265 |
| BA04946 | 668503 | WMWMILAP_1265 |
| BA04947 | 668503 | WMWMILAP_1265 |
| BA04948 | 668503 | WMWMILAP_1265 |
| BA04949 | 668503 | WMWMILAP_1265 |
| BA04950 | 668503 | WMWMILAP_1265 |
| BA04951 | 668503 | WMWMILAP_1265 |

4. All of the above samples were analyzed and prepared by EPA 245.1.
5. All samples were prepared and analyzed within the established hold times.
6. All in house quality control procedures were followed, as described below.

General Quality Control Procedures:

- Prior to sample analysis, an initial calibration verification (ICV) was analyzed and all criteria were met.
- Following the ICV, an initial calibration blank (ICB) was analyzed and was below the method detection limit for the requested analyte.
- All continued calibration verification (CCV) were within the acceptance criteria for the requested analyte.
- All continued calibration blanks (CCB) were below the limit of quantitation for the requested analyte.
- A preparation method blank and laboratory control sample were digested and analyzed with the samples in each digestion batch.
- All laboratory control sample criteria were met.
- The method blank associated with each digestion batch was below the limit of quantitation for the requested analyte.
- All calibration met criteria for the requested analyte.
- All response signals were satisfactory.

Matrix Specific Quality Control Procedures:

Similarity of matrix and therefore relevance of matrix specific QC results should not be automatically inferred for any sample other than the sample selected for QC.

- A matrix spike and matrix spike duplicate were digested and analyzed with each batch. All acceptance criteria for accuracy were met.
- A matrix spike and matrix spike duplicate were digested and analyzed with each batch. All acceptance criteria for precision were met.

7. All samples were analyzed without a dilution.

8. The raw data results are shown with dilution factors included.

Alabama Power
General Test Laboratory
744 County Road 87, GSC #8
Calera, AL 35040

# *Case Narrative*

Alabama Power

Dissolved Mercury

Miller Ash Pond

WMWMILAP_1265

1. This report consists of all MWs and corresponding Lab IDs listed on the Chain of Custody.
2. Refer to comments on Chain of Custody for information regarding sample receipt.
3. All standards and solutions are NIST/ISO/IEC/Guide 34 traceable and were used within their recommended shelf life.

| Sample ID | Batch ID | Project ID |
|---|---|---|
| BA04939 | 668521 | WMWMILAP_1265 |

4. All of the above samples were analyzed and prepared by EPA 245.1for dissolved analysis.
5. All samples were prepared and analyzed within the established hold times.
6. All in house quality control procedures were followed, as described below.

General Quality Control Procedures:

- Prior to sample analysis, an initial calibration verification (ICV) was analyzed and all criteria were met.
- Following the ICV, an initial calibration blank (ICB) was analyzed and was below the method detection limit for the requested analyte.
- All continued calibration verification (CCV) were within the acceptance criteria for the requested analyte.
- All continued calibration blanks (CCB) were below the limit of quantitation for the requested analyte.
- Due to no filtered method blank (MB) or laboratory control sample (LCS) submitted with the sample set, an unfiltered MB and LCS were digested and analyzed with the samples in each digestion batch.
- All laboratory control sample criteria were met.
- The method blank associated with each digestion batch was below the limit of quantitation for the requested analyte.
- All calibration met criteria for the requested analyte.
- All response signals were satisfactory.

Matrix Specific Quality Control Procedures:

Similarity of matrix and therefore relevance of matrix specific QC results should not be automatically inferred for any sample other than the sample selected for QC.

- A matrix spike and matrix spike duplicate were digested and analyzed with each batch. All acceptance criteria for accuracy were met.
- A matrix spike and matrix spike duplicate were digested and analyzed with each batch. All acceptance criteria for precision were met.

7. All samples were analyzed without a dilution factor.

8. The raw data results are shown with dilution factors included.

Alabama Power
General Test Laboratory
744 County Road 87, GSC #8
Calera, AL 35040

# *Case Narrative*

Alabama Power

TDS

Miller Ash Pond

WMWMILAP_1265

1. This report consists of all MWs and corresponding Lab IDs listed on the Chain of Custody.
2. Refer to comments on Chain of Custody for information regarding sample receipt.
3. All standards and solutions are NIST/ISO/IEC/Guide 34 traceable and were used within their recommended shelf life.

| Sample ID | Batch ID | Project ID |
|---|---|---|
| BA04482 | 668133 | WMWMILAP_1265 |
| BA04483 | 668133 | WMWMILAP_1265 |
| BA04484 | 668133 | WMWMILAP_1265 |
| BA04485 | 668133 | WMWMILAP_1265 |
| BA04486 | 668133 | WMWMILAP_1265 |
| BA04487 | 668133 | WMWMILAP_1265 |
| BA04488 | 668133 | WMWMILAP_1265 |
| BA04489 | 668133 | WMWMILAP_1265 |
| BA04490 | 668133 | WMWMILAP_1265 |
| BA04491 | 668133 | WMWMILAP_1265 |
| BA04492 | 668134 | WMWMILAP_1265 |
| BA04493 | 668134 | WMWMILAP_1265 |
| BA04494 | 668134 | WMWMILAP_1265 |
| BA04495 | 668134 | WMWMILAP_1265 |
| BA04628 | 668134 | WMWMILAP_1265 |
| BA04629 | 668134 | WMWMILAP_1265 |
| BA04630 | 668134 | WMWMILAP_1265 |
| BA04631 | 668134 | WMWMILAP_1265 |
| BA04632 | 668134 | WMWMILAP_1265 |
| BA04633 | 668324 | WMWMILAP_1265 |
| BA04634 | 668324 | WMWMILAP_1265 |
| BA04635 | 668324 | WMWMILAP_1265 |
| BA04636 | 668324 | WMWMILAP_1265 |
| BA04637 | 668324 | WMWMILAP_1265 |
| BA04638 | 668324 | WMWMILAP_1265 |
| BA04928 | 668704 | WMWMILAP_1265 |
| BA04929 | 668714 | WMWMILAP_1265 |
| BA04930 | 668714 | WMWMILAP_1265 |
| BA04931 | 668714 | WMWMILAP_1265 |
| BA04932 | 668715 | WMWMILAP_1265 |
| BA04933 | 668715 | WMWMILAP_1265 |

| | | |
|---|---|---|
| BA04934 | 668715 | WMWMILAP_1265 |
| BA04935 | 668703 | WMWMILAP_1265 |
| BA04936 | 668704 | WMWMILAP_1265 |
| BA04937 | 668704 | WMWMILAP_1265 |
| BA04938 | 668704 | WMWMILAP_1265 |
| BA04939 | 668704 | WMWMILAP_1265 |
| BA04940 | 668714 | WMWMILAP_1265 |
| BA04941 | 668703 | WMWMILAP_1265 |
| BA04942 | 668704 | WMWMILAP_1265 |
| BA04943 | 668704 | WMWMILAP_1265 |
| BA04944 | 668704 | WMWMILAP_1265 |
| BA04945 | 668704 | WMWMILAP_1265 |
| BA04946 | 668714 | WMWMILAP_1265 |
| BA04947 | 668714 | WMWMILAP_1265 |
| BA04948 | 668714 | WMWMILAP_1265 |
| BA04949 | 668714 | WMWMILAP_1265 |
| BA04950 | 668715 | WMWMILAP_1265 |
| BA04951 | 668715 | WMWMILAP_1265 |

4. All of the above samples were analyzed by Standard Method 2540C.
5. All samples were analyzed within the established hold times.
6. All in house quality control procedures were followed, as described below.

General Quality Control Procedures:

- A Method Blank was analyzed with each batch. All criteria were met.
- All final weights of samples, standards, and blanks agreed within 0.5mg of the previous weight.
- A sample duplicate was analyzed with each batch. RPD/2 was less than 5%.
- A laboratory control sample was analyzed with each batch. All criteria were met.
- Samples were between 2.5mg and 200mg residue.
- All samples with residue <2.5mg had the maximum volume of 150mL filtered. Affected samples are as follows:
    - BA04482
    - BA04484
    - BA04495
    - BA04934
    - BA04936
    - BA04951

Alabama Power
General Test Laboratory
744 County Road 87, GSC #8
Calera, AL 35040

# Case Narrative

Alabama Power

Anions

Miller Ash Pond

WMWMILAP_1265

1. This report consists of all MWs and corresponding Lab IDs listed on the Chain of Custody.
2. Refer to comments on Chain of Custody for information regarding sample receipt.
3. All standards and solutions are NIST/ISO/IEC/Guide 34 traceable and were used within their recommended shelf life.

| Sample ID | Batch ID | Project ID |
|---|---|---|
| BA04482 | 668147, 668097, & 668091 | WMWMILAP_1265 |
| BA04483 | 668147, 668097, & 668091 | WMWMILAP_1265 |
| BA04484 | 668147, 668097, & 668091 | WMWMILAP_1265 |
| BA04485 | 668147, 668097, & 668091 | WMWMILAP_1265 |
| BA04486 | 668147, 668097, & 668091 | WMWMILAP_1265 |
| BA04487 | 668147, 668097, & 668091 | WMWMILAP_1265 |
| BA04488 | 668147, 668097, & 668091 | WMWMILAP_1265 |
| BA04489 | 668147, 668097, & 668091 | WMWMILAP_1265 |
| BA04490 | 668147, 668097, & 668091 | WMWMILAP_1265 |
| BA04491 | 668147, 668097, & 668091 | WMWMILAP_1265 |
| BA04492 | 668148, 668098, & 668092 | WMWMILAP_1265 |
| BA04493 | 668148, 668098, & 668092 | WMWMILAP_1265 |
| BA04494 | 668148, 668098, & 668092 | WMWMILAP_1265 |
| BA04495 | 668148, 668098, & 668092 | WMWMILAP_1265 |
| BA04628 | 668148, 668098, & 668144 | WMWMILAP_1265 |
| BA04629 | 668148, 668099, & 668144 | WMWMILAP_1265 |
| BA04630 | 668148, 668099, & 668144 | WMWMILAP_1265 |
| BA04631 | 668148, 668099, & 668144 | WMWMILAP_1265 |
| BA04632 | 668148, 668099, & 668144 | WMWMILAP_1265 |
| BA04633 | 668148, 668099, & 668144 | WMWMILAP_1265 |
| BA04634 | 668149, 668099, & 668144 | WMWMILAP_1265 |
| BA04635 | 668149, 668099, & 668144 | WMWMILAP_1265 |
| BA04636 | 668149, 668099, & 668144 | WMWMILAP_1265 |
| BA04637 | 668149, 668099, & 668144 | WMWMILAP_1265 |
| BA04638 | 668149, 668099, & 668145 | WMWMILAP_1265 |
| BA04928 | 668658, 668661, & 668773 | WMWMILAP_1265 |
| BA04929 | 668658, 668661, & 668773 | WMWMILAP_1265 |
| BA04930 | 668658, 668661, & 668773 | WMWMILAP_1265 |
| BA04931 | 668658, 668661, & 668773 | WMWMILAP_1265 |
| BA04932 | 668658, 668661, & 668773 | WMWMILAP_1265 |
| BA04933 | 668658, 668661, & 668773 | WMWMILAP_1265 |

| | | |
|---|---|---|
| BA04934 | 668658, 668661, & 668773 | WMWMILAP_1265 |
| BA04935 | 668658, 668661, & 668773 | WMWMILAP_1265 |
| BA04936 | 668658, 668661, & 668773 | WMWMILAP_1265 |
| BA04937 | 668658, 668661, & 668773 | WMWMILAP_1265 |
| BA04938 | 668659, 668662, & 668774 | WMWMILAP_1265 |
| BA04939 | 668659, 668662, & 668774 | WMWMILAP_1265 |
| BA04940 | 668659, 668662, & 668774 | WMWMILAP_1265 |
| BA04941 | 668659, 668662, & 668774 | WMWMILAP_1265 |
| BA04942 | 668659, 668662, & 668774 | WMWMILAP_1265 |
| BA04943 | 668659, 668662, & 668774 | WMWMILAP_1265 |
| BA04944 | 668659, 668662, & 668774 | WMWMILAP_1265 |
| BA04945 | 668659, 668662, & 668774 | WMWMILAP_1265 |
| BA04946 | 668659, 668662, & 668774 | WMWMILAP_1265 |
| BA04947 | 668659, 668662, & 668774 | WMWMILAP_1265 |
| BA04948 | 668660, 668663, & 668775 | WMWMILAP_1265 |
| BA04949 | 668660, 668663, & 668775 | WMWMILAP_1265 |
| BA04950 | 668660, 668663, & 668775 | WMWMILAP_1265 |
| BA04951 | 668660, 668663, & 668775 | WMWMILAP_1265 |

4. All of the above samples were analyzed and prepared by SM4500 Cl E, SM4500 F G, and SM4500 SO4 E.
5. All samples were prepared and analyzed within the established hold times.
6. All in house quality control procedures were followed, as described below.

General Quality Control Procedures:

- All calibration met criteria for the requested analyte.
- Prior to sample analysis, an initial calibration verification (ICV), and all criteria were met.
- Prior to sample analysis, an initial calibration blank (ICB) was analyzed and was below the method detection limit for the requested analyte.
- All continued calibration verification (CCV) were within the acceptance criteria for the requested analyte.
- All continued calibration blanks (CCB) were below the limit of quantitation for the requested analyte.
- It is noted that the QC summary page typically provides the QC results from the original batch analytical sequence. If dilutions were subsequently performed to bring sample concentrations within the calibration range, any additional QC data from the dilution analyses may need to be obtained from the laboratory. Any qualifications applied to original analyses or dilution re-analyses are based upon QC data available at the time of review.

Matrix Specific Quality Control Procedures:

Similarity of matrix and therefore relevance of matrix specific QC results should not be automatically inferred for any sample other than the sample selected for QC.

- A matrix spike was analyzed with each batch. Acceptance criteria for accuracy were met, except for the following:
  - BA04638 MS recovery for Chloride was outside of the specification limit.
- A sample duplicate was analyzed with each batch. Acceptance criteria for precision were met.

7. The following samples were diluted due to the analyzed sample concentration being greater than the high standard of the calibration curve:

| Sample ID | Analyte | Dilution Factor |
|---|---|---|
| BA04483 | Chloride | 2 |
| BA04485 | Chloride & Sulfate | 3 & 100 |
| BA04486 | Chloride& Sulfate | 3 & 100 |
| BA04487 | Sulfate | 160 |
| BA04488 | Sulfate | 100 |
| BA04489 | Chloride& Sulfate | 10 & 80 |
| BA04490 | Chloride & Sulfate | 3 & 100 |
| BA04491 | Chloride& Sulfate | 3 & 100 |
| BA04492 | Chloride & Sulfate | 3 & 80 |
| BA04493 | Chloride & Sulfate | 2 & 80 |
| BA04494 | Chloride & Sulfate | 2 & 80 |
| BA04628 | Sulfate | 80 |
| BA04629 | Sulfate | 40 |
| BA04630 | Sulfate | 40 |
| BA04631 | Sulfate | 80 |
| BA04632 | Sulfate | 80 |
| BA04633 | Sulfate | 20 |
| BA04634 | Sulfate | 5 |
| BA04635 | Sulfate | 2 |
| BA04636 | Chloride & Sulfate | 2 & 80 |
| BA04637 | Chloride & Sulfate | 2 & 100 |
| BA04638 | Chloride & Sulfate | 4 & 160 |
| BA04928 | Sulfate | 10 |
| BA04929 | Chloride | 160 |
| BA04930 | Chloride & Sulfate | 3 & 50 |
| BA04931 | Chloride & Sulfate | 3 & 50 |

| | | |
|---|---|---|
| BA04932 | Chloride & Sulfate | 3 & 80 |
| BA04935 | Sulfate | 50 |
| BA04937 | Chloride & Sulfate | 16 & 80 |
| BA04938 | Chloride | 3 |
| BA04939 | Chloride | 3 |
| BA04940 | Chloride & Sulfate | 16 & 50 |
| BA04941 | Sulfate | 50 |
| BA04944 | Sulfate | 8 |
| BA04945 | Sulfate | 8 |
| BA04946 | Sulfate | 3 |
| BA04947 | Sulfate | 8 |
| BA04948 | Sulfate | 2 |
| BA04949 | Sulfate | 20 |
| BA04950 | Sulfate | 160 |

8. The raw data results are shown with dilution factors included.

Alabama Power
General Test Laboratory
744 County Road 87, GSC #8
Calera, AL 35040

# Certificate Of Analysis

Alabama Power

**Description:** Miller Ash Pond Equipment Blank

**Location Code:** WMWMILAPEB
**Collected:** 3/2/20 11:40
**Customer ID:**
**Submittal Date:** 3/4/20 10:33

**Laboratory ID Number:** BA04482

| Name | Prepared | Analyzed | Vio Spec | DF | Results | Units | MDL | RL | Q |
|---|---|---|---|---|---|---|---|---|---|
| ***Analytical Method: EPA 200.7*** | ***Analyst: RDA*** | | | | ***Preparation Method: EPA 1638*** | | | | |
| * Boron, Total | 3/12/20 16:05 | 3/13/20 09:54 | | 1.015 | Not Detected | mg/L | 0.03 | 0.1 | U |
| * Calcium, Total | 3/12/20 16:05 | 3/13/20 09:54 | | 1.015 | Not Detected | mg/L | 0.1 | 0.5 | U |
| * Lithium, Total | 3/12/20 16:05 | 3/13/20 09:54 | | 1.015 | Not Detected | mg/L | 0.01 | 0.02 | U |
| ***Analytical Method: EPA 200.8*** | ***Analyst: DLJ*** | | | | ***Preparation Method: EPA 1638*** | | | | |
| * Antimony, Total | 3/12/20 10:22 | 3/12/20 16:26 | | 1.015 | Not Detected | mg/L | 0.0008 | 0.003 | U |
| * Arsenic, Total | 3/12/20 10:22 | 3/12/20 16:26 | | 1.015 | Not Detected | mg/L | 0.001 | 0.005 | U |
| * Barium, Total | 3/12/20 10:22 | 3/12/20 16:26 | | 1.015 | Not Detected | mg/L | 0.002 | 0.01 | U |
| * Beryllium, Total | 3/12/20 10:22 | 3/12/20 16:26 | | 1.015 | Not Detected | mg/L | 0.0006 | 0.003 | U |
| * Cadmium, Total | 3/12/20 10:22 | 3/12/20 16:26 | | 1.015 | Not Detected | mg/L | 0.0003 | 0.001 | U |
| * Chromium, Total | 3/12/20 10:22 | 3/12/20 16:26 | | 1.015 | Not Detected | mg/L | 0.002 | 0.01 | U |
| * Cobalt, Total | 3/12/20 10:22 | 3/12/20 16:26 | | 1.015 | Not Detected | mg/L | 0.002 | 0.005 | U |
| * Lead, Total | 3/12/20 10:22 | 3/12/20 16:26 | | 1.015 | Not Detected | mg/L | 0.001 | 0.005 | U |
| * Molybdenum, Total | 3/12/20 10:22 | 3/12/20 16:26 | | 1.015 | Not Detected | mg/L | 0.002 | 0.01 | U |
| * Selenium, Total | 3/12/20 10:22 | 3/12/20 16:26 | | 1.015 | Not Detected | mg/L | 0.002 | 0.01 | U |
| * Thallium, Total | 3/12/20 10:22 | 3/12/20 16:26 | | 1.015 | Not Detected | mg/L | 0.0002 | 0.001 | U |
| ***Analytical Method: EPA 245.1*** | ***Analyst: ABB*** | | | | | | | | |
| * Mercury, Total by CVAA | 3/12/20 10:07 | 3/13/20 09:53 | | 1 | Not Detected | mg/L | 0.0003 | 0.0005 | U |
| ***Analytical Method: SM 2540C*** | ***Analyst: TJW*** | | | | | | | | |
| * Solids, Dissolved | 3/5/20 14:30 | 3/16/20 13:40 | | 1 | Not Detected | mg/L | | 25 | U |
| ***Analytical Method: SM4500Cl E*** | ***Analyst: JCC*** | | | | | | | | |
| * Chloride | 3/6/20 11:46 | 3/6/20 11:46 | | 1 | Not Detected | mg/L | 0.50 | 1 | U |
| ***Analytical Method: SM4500F G 2017*** | ***Analyst: JCC*** | | | | | | | | |
| * Fluoride | 3/5/20 14:26 | 3/5/20 14:26 | | 1 | Not Detected | mg/L | 0.05 | 0.1 | U |
| ***Analytical Method: SM4500SO4 E*** | ***Analyst: JCC*** | | | | | | | | |
| * Sulfate | 3/5/20 13:21 | 3/5/20 13:21 | | 1 | Not Detected | mg/L | 0.50 | 1 | U |

MDL's and RL's are adjusted for sample dilution, as applicable

**Comments:**

Reported: 3/30/2020
Version: 3.1
COA_CCR

Alabama Power
General Test Laboratory
744 County Road 87, GSC #8
Calera, AL 35040

# Batch QC Summary

Alabama Power

**Customer Account:** WMWMILAPEB
**Sample Date:** 3/2/20 11:40
**Customer ID:**
**Delivery Date:** 3/4/20 10:33

**Description**: Miller Ash Pond Equipment Blank

**Laboratory ID Number:** BA04482

| Sample | Analysis | Units | MB | MB Limit | Spike | MS | MSD | Standard | Standard Limit | Rec | Rec Limit | Prec | Prec Limit |
|---|---|---|---|---|---|---|---|---|---|---|---|---|---|
| BA04491 | Arsenic, Total | mg/L | 0.00000006 | 0.0001474 | 0.10 | 0.125 | 0.124 | 0.104 | 0.085 to 0.115 | 101 | 70 to 130 | 0.803 | 20 |
| BA04491 | Beryllium, Total | mg/L | 0.0000368 | 0.00088 | 0.10 | 0.0949 | 0.0930 | 0.0944 | 0.085 to 0.115 | 94.9 | 70 to 130 | 2.02 | 20 |
| BA04491 | Cadmium, Total | mg/L | -0.00000008 | 0.0001474 | 0.10 | 0.0952 | 0.0945 | 0.101 | 0.085 to 0.115 | 95.2 | 70 to 130 | 0.738 | 20 |
| BA04491 | Molybdenum, Total | mg/L | 0.00000534 | 0.0001474 | 0.10 | 0.0997 | 0.102 | 0.0952 | 0.085 to 0.115 | 91.9 | 70 to 130 | 2.28 | 20 |
| BA04491 | Lead, Total | mg/L | 0.00000146 | 0.0001474 | 0.10 | 0.102 | 0.0978 | 0.0999 | 0.085 to 0.115 | 102 | 70 to 130 | 4.20 | 20 |
| BA04491 | Barium, Total | mg/L | 0.0000354 | 0.0002 | 0.10 | 0.121 | 0.120 | 0.0928 | 0.085 to 0.115 | 93.5 | 70 to 130 | 0.830 | 20 |
| BA04491 | Calcium, Total | mg/L | -0.00380 | 0.1518 | 5.00 | 112 | 105 | 5.15 | 4.25 to 5.75 | 180 | 70 to 130 | 6.45 | 20 |
| BA04491 | Antimony, Total | mg/L | 0.000128 | 0.00066 | 0.10 | 0.0966 | 0.0967 | 0.0937 | 0.085 to 0.115 | 96.6 | 70 to 130 | 0.103 | 20 |
| BA04491 | Lithium, Total | mg/L | 0.0000186 | 0.0154 | 0.20 | 0.334 | 0.333 | 0.200 | 0.17 to 0.23 | 115 | 70 to 130 | 0.300 | 20 |
| BA04491 | Thallium, Total | mg/L | 0.00000518 | 0.0001474 | 0.10 | 0.104 | 0.101 | 0.101 | 0.085 to 0.115 | 104 | 70 to 130 | 2.93 | 20 |
| BA04491 | Boron, Total | mg/L | 0.00360 | 0.0650254 | 1.00 | 1.45 | 1.45 | 1.00 | 0.85 to 1.15 | 102 | 70 to 130 | 0.00 | 20 |
| BA04491 | Cobalt, Total | mg/L | -0.00000413 | 0.0001474 | 0.10 | 0.0943 | 0.0937 | 0.0994 | 0.085 to 0.115 | 94.3 | 70 to 130 | 0.638 | 20 |
| BA04491 | Chromium, Total | mg/L | -0.0000202 | 0.00044 | 0.10 | 0.0971 | 0.0975 | 0.101 | 0.085 to 0.115 | 97.1 | 70 to 130 | 0.411 | 20 |
| BA04491 | Mercury, Total by CVAA | mg/L | 0.00004 | 0.0005 | 0.004 | 0.00341 | 0.00343 | 0.00384 | 0.0034 to 0.0046 | 85.2 | 70 to 130 | 0.585 | 20 |
| BA04491 | Selenium, Total | mg/L | 0.0000514 | 0.00066 | 0.10 | 0.0977 | 0.0983 | 0.101 | 0.085 to 0.115 | 97.7 | 70 to 130 | 0.612 | 20 |

**Comments:**

Alabama Power
General Test Laboratory
744 County Road 87, GSC #8
Calera, AL 35040

Alabama Power

# Batch QC Summary

**Customer Account:** WMWMILAPEB
**Sample Date:** 3/2/20 11:40
**Customer ID:**
**Delivery Date:** 3/4/20 10:33

**Description**: Miller Ash Pond Equipment Blank

**Laboratory ID Number:** BA04482

| Sample | Analysis | Units | MB | MB Limit | Spike | MS | Sample Duplicate | Standard | Standard Limit | Rec | Rec Limit | Prec | Prec Limit |
|---|---|---|---|---|---|---|---|---|---|---|---|---|---|
| BA04491 | Chloride | mg/L | 0.00651 | 0.50 | 40.0 | 62.8 | 22.6 | 10.2 | 9 to 11 | 98.0 | 80 to 120 | 4.33 | 20 |
| BA04491 | Fluoride | mg/L | 0.0256 | 0.05 | 2.50 | 2.72 | 0.133 | 2.56 | 2.25 to 2.75 | 103 | 80 to 120 | 5.84 | 20 |
| BA04491 | Sulfate | mg/L | -0.559 | 0.50 | 2000 | 2120 | 313 | 18.3 | 18 to 22 | 90.6 | 80 to 120 | 1.29 | 20 |
| BA04491 | Solids, Dissolved | mg/L | 0.0000 | 25 | | | 612 | 56.0 | 40 to 60 | | | 0.810 | 5 |

**Comments:**

Alabama Power
General Test Laboratory
744 County Road 87, GSC #8
Calera, AL 35040

# Certificate Of Analysis

Alabama Power

**Description:** Miller Ash Pond - PZ-5

**Location Code:** WMWMILAP
**Collected:** 3/2/20 12:57
**Customer ID:**
**Submittal Date:** 3/4/20 10:33

**Laboratory ID Number:** BA04483

| Name | Prepared | Analyzed | Vio Spec | DF | Results | Units | MDL | RL | Q |
|---|---|---|---|---|---|---|---|---|---|
| ***Analytical Method: EPA 200.7*** | ***Analyst: RDA*** | | | | ***Preparation Method: EPA 1638*** | | | | |
| * Boron, Total | 3/12/20 16:05 | 3/13/20 09:57 | | 1.015 | 0.328 | mg/L | 0.03 | 0.1 | |
| * Calcium, Total | 3/12/20 16:05 | 3/13/20 09:57 | | 1.015 | 10.3 | mg/L | 0.1 | 0.5 | |
| * Lithium, Total | 3/12/20 16:05 | 3/13/20 09:57 | | 1.015 | 0.147 | mg/L | 0.01 | 0.02 | |
| ***Analytical Method: EPA 200.8*** | ***Analyst: DLJ*** | | | | ***Preparation Method: EPA 1638*** | | | | |
| * Antimony, Total | 3/12/20 10:22 | 3/12/20 16:28 | | 1.015 | Not Detected | mg/L | 0.0008 | 0.003 | U |
| * Arsenic, Total | 3/12/20 10:22 | 3/12/20 16:28 | | 1.015 | 0.00130 | mg/L | 0.001 | 0.005 | J |
| * Barium, Total | 3/12/20 10:22 | 3/12/20 16:28 | | 1.015 | 0.165 | mg/L | 0.002 | 0.01 | |
| * Beryllium, Total | 3/12/20 10:22 | 3/12/20 16:28 | | 1.015 | Not Detected | mg/L | 0.0006 | 0.003 | U |
| * Cadmium, Total | 3/12/20 10:22 | 3/12/20 16:28 | | 1.015 | Not Detected | mg/L | 0.0003 | 0.001 | U |
| * Chromium, Total | 3/12/20 10:22 | 3/12/20 16:28 | | 1.015 | Not Detected | mg/L | 0.002 | 0.01 | U |
| * Cobalt, Total | 3/12/20 10:22 | 3/12/20 16:28 | | 1.015 | Not Detected | mg/L | 0.002 | 0.005 | U |
| * Lead, Total | 3/12/20 10:22 | 3/12/20 16:28 | | 1.015 | Not Detected | mg/L | 0.001 | 0.005 | U |
| * Molybdenum, Total | 3/12/20 10:22 | 3/12/20 16:28 | | 1.015 | Not Detected | mg/L | 0.002 | 0.01 | U |
| * Selenium, Total | 3/12/20 10:22 | 3/12/20 16:28 | | 1.015 | Not Detected | mg/L | 0.002 | 0.01 | U |
| * Thallium, Total | 3/12/20 10:22 | 3/12/20 16:28 | | 1.015 | Not Detected | mg/L | 0.0002 | 0.001 | U |
| ***Analytical Method: EPA 245.1*** | ***Analyst: ABB*** | | | | | | | | |
| * Mercury, Total by CVAA | 3/12/20 10:07 | 3/13/20 09:56 | | 1 | Not Detected | mg/L | 0.0003 | 0.0005 | U |
| ***Analytical Method: SM 2540C*** | ***Analyst: TJW*** | | | | | | | | |
| * Solids, Dissolved | 3/5/20 14:30 | 3/16/20 13:40 | | 1 | 594 | mg/L | | 50 | |
| ***Analytical Method: SM4500Cl E*** | ***Analyst: JCC*** | | | | | | | | |
| * Chloride | 3/6/20 11:48 | 3/6/20 11:48 | | 2 | 29.5 | mg/L | 1.00 | 2 | |
| ***Analytical Method: SM4500F G 2017*** | ***Analyst: JCC*** | | | | | | | | |
| * Fluoride | 3/5/20 14:28 | 3/5/20 14:28 | | 1 | 1.90 | mg/L | 0.05 | 0.1 | |
| ***Analytical Method: SM4500SO4 E*** | ***Analyst: JCC*** | | | | | | | | |
| * Sulfate | 3/5/20 13:23 | 3/5/20 13:23 | | 1 | 19.8 | mg/L | 0.50 | 1 | |
| ***Analytical Method: Field Measurements*** | ***Analyst: AWG*** | | | | | | | | |
| Conductivity | 3/2/20 12:51 | 3/2/20 12:51 | | | 998.83 | uS/cm | | | FA |
| pH | 3/2/20 12:51 | 3/2/20 12:51 | | | 8.34 | SU | | | FA |
| Temperature | 3/2/20 12:51 | 3/2/20 12:51 | | | 15.05 | C | | | FA |
| Turbidity | 3/2/20 12:51 | 3/2/20 12:51 | | | 3.82 | NTU | | | FA |

MDL's and RL's are adjusted for sample dilution, as applicable

**Comments:**

Reported: 3/30/2020
Version: 3.1
COA_CCR

Alabama Power
General Test Laboratory
744 County Road 87, GSC #8
Calera, AL 35040

# Batch QC Summary

Alabama Power

**Customer Account:** WMWMILAP
**Sample Date:** 3/2/20 12:57
**Customer ID:**
**Delivery Date:** 3/4/20 10:33

**Description**: Miller Ash Pond - PZ-5

**Laboratory ID Number:** BA04483

| Sample | Analysis | Units | MB | MB Limit | Spike | MS | MSD | Standard | Standard Limit | Rec | Rec Limit | Prec | Prec Limit |
|---|---|---|---|---|---|---|---|---|---|---|---|---|---|
| BA04491 | Cadmium, Total | mg/L | -0.00000008 | 0.0001474 | 0.10 | 0.0952 | 0.0945 | 0.101 | 0.085 to 0.115 | 95.2 | 70 to 130 | 0.738 | 20 |
| BA04491 | Beryllium, Total | mg/L | 0.0000368 | 0.00088 | 0.10 | 0.0949 | 0.0930 | 0.0944 | 0.085 to 0.115 | 94.9 | 70 to 130 | 2.02 | 20 |
| BA04491 | Arsenic, Total | mg/L | 0.00000006 | 0.0001474 | 0.10 | 0.125 | 0.124 | 0.104 | 0.085 to 0.115 | 101 | 70 to 130 | 0.803 | 20 |
| BA04491 | Lithium, Total | mg/L | 0.0000186 | 0.0154 | 0.20 | 0.334 | 0.333 | 0.200 | 0.17 to 0.23 | 115 | 70 to 130 | 0.300 | 20 |
| BA04491 | Thallium, Total | mg/L | 0.00000518 | 0.0001474 | 0.10 | 0.104 | 0.101 | 0.101 | 0.085 to 0.115 | 104 | 70 to 130 | 2.93 | 20 |
| BA04491 | Barium, Total | mg/L | 0.0000354 | 0.0002 | 0.10 | 0.121 | 0.120 | 0.0928 | 0.085 to 0.115 | 93.5 | 70 to 130 | 0.830 | 20 |
| BA04491 | Calcium, Total | mg/L | -0.00380 | 0.1518 | 5.00 | 112 | 105 | 5.15 | 4.25 to 5.75 | 180 | 70 to 130 | 6.45 | 20 |
| BA04491 | Antimony, Total | mg/L | 0.000128 | 0.00066 | 0.10 | 0.0966 | 0.0967 | 0.0937 | 0.085 to 0.115 | 96.6 | 70 to 130 | 0.103 | 20 |
| BA04491 | Molybdenum, Total | mg/L | 0.00000534 | 0.0001474 | 0.10 | 0.0997 | 0.102 | 0.0952 | 0.085 to 0.115 | 91.9 | 70 to 130 | 2.28 | 20 |
| BA04491 | Lead, Total | mg/L | 0.00000146 | 0.0001474 | 0.10 | 0.102 | 0.0978 | 0.0999 | 0.085 to 0.115 | 102 | 70 to 130 | 4.20 | 20 |
| BA04491 | Boron, Total | mg/L | 0.00360 | 0.0650254 | 1.00 | 1.45 | 1.45 | 1.00 | 0.85 to 1.15 | 102 | 70 to 130 | 0.00 | 20 |
| BA04491 | Cobalt, Total | mg/L | -0.00000413 | 0.0001474 | 0.10 | 0.0943 | 0.0937 | 0.0994 | 0.085 to 0.115 | 94.3 | 70 to 130 | 0.638 | 20 |
| BA04491 | Chromium, Total | mg/L | -0.0000202 | 0.00044 | 0.10 | 0.0971 | 0.0975 | 0.101 | 0.085 to 0.115 | 97.1 | 70 to 130 | 0.411 | 20 |
| BA04491 | Mercury, Total by CVAA | mg/L | 0.00004 | 0.0005 | 0.004 | 0.00341 | 0.00343 | 0.00384 | 0.0034 to 0.0046 | 85.2 | 70 to 130 | 0.585 | 20 |
| BA04491 | Selenium, Total | mg/L | 0.0000514 | 0.00066 | 0.10 | 0.0977 | 0.0983 | 0.101 | 0.085 to 0.115 | 97.7 | 70 to 130 | 0.612 | 20 |

**Comments:**

Alabama Power
General Test Laboratory
744 County Road 87, GSC #8
Calera, AL 35040

Alabama Power

# Batch QC Summary

**Customer Account:** WMWMILAP
**Sample Date:** 3/2/20 12:57
**Customer ID:**
**Delivery Date:** 3/4/20 10:33

**Description:** Miller Ash Pond - PZ-5

**Laboratory ID Number:** BA04483

| Sample | Analysis | Units | MB | MB Limit | Spike | MS | Sample Duplicate | Standard | Standard Limit | Rec | Rec Limit | Prec | Prec Limit |
|---|---|---|---|---|---|---|---|---|---|---|---|---|---|
| BA04491 | Chloride | mg/L | 0.00651 | 0.50 | 40.0 | 62.8 | 22.6 | 10.2 | 9 to 11 | 98.0 | 80 to 120 | 4.33 | 20 |
| BA04491 | Fluoride | mg/L | 0.0256 | 0.05 | 2.50 | 2.72 | 0.133 | 2.56 | 2.25 to 2.75 | 103 | 80 to 120 | 5.84 | 20 |
| BA04491 | Sulfate | mg/L | -0.559 | 0.50 | 2000 | 2120 | 313 | 18.3 | 18 to 22 | 90.6 | 80 to 120 | 1.29 | 20 |
| BA04491 | Solids, Dissolved | mg/L | 0.0000 | 25 | | | 612 | 56.0 | 40 to 60 | | | 0.810 | 5 |

**Comments:**

Reported: 3/30/2020
Version: 3.1
COA_CCR

Alabama Power
General Test Laboratory
744 County Road 87, GSC #8
Calera, AL 35040

# Certificate Of Analysis

Alabama Power

**Description:** Miller Ash Pond Field Blank

**Location Code:** WMWMILAPFB
**Collected:** 3/2/20 13:45
**Customer ID:**
**Submittal Date:** 3/4/20 10:34

**Laboratory ID Number:** BA04484

| Name | Prepared | Analyzed | Vio Spec | DF | Results | Units | MDL | RL | Q |
|---|---|---|---|---|---|---|---|---|---|
| ***Analytical Method: EPA 200.7*** | ***Analyst: RDA*** | | | | ***Preparation Method: EPA 1638*** | | | | |
| * Boron, Total | 3/12/20 16:05 | 3/13/20 10:00 | | 1.015 | Not Detected | mg/L | 0.03 | 0.1 | U |
| * Calcium, Total | 3/12/20 16:05 | 3/13/20 10:00 | | 1.015 | Not Detected | mg/L | 0.1 | 0.5 | U |
| * Lithium, Total | 3/12/20 16:05 | 3/13/20 10:00 | | 1.015 | Not Detected | mg/L | 0.01 | 0.02 | U |
| ***Analytical Method: EPA 200.8*** | ***Analyst: DLJ*** | | | | ***Preparation Method: EPA 1638*** | | | | |
| * Antimony, Total | 3/12/20 10:22 | 3/12/20 16:31 | | 1.015 | Not Detected | mg/L | 0.0008 | 0.003 | U |
| * Arsenic, Total | 3/12/20 10:22 | 3/12/20 16:31 | | 1.015 | Not Detected | mg/L | 0.001 | 0.005 | U |
| * Barium, Total | 3/12/20 10:22 | 3/12/20 16:31 | | 1.015 | Not Detected | mg/L | 0.002 | 0.01 | U |
| * Beryllium, Total | 3/12/20 10:22 | 3/12/20 16:31 | | 1.015 | Not Detected | mg/L | 0.0006 | 0.003 | U |
| * Cadmium, Total | 3/12/20 10:22 | 3/12/20 16:31 | | 1.015 | Not Detected | mg/L | 0.0003 | 0.001 | U |
| * Chromium, Total | 3/12/20 10:22 | 3/12/20 16:31 | | 1.015 | Not Detected | mg/L | 0.002 | 0.01 | U |
| * Cobalt, Total | 3/12/20 10:22 | 3/12/20 16:31 | | 1.015 | Not Detected | mg/L | 0.002 | 0.005 | U |
| * Lead, Total | 3/12/20 10:22 | 3/12/20 16:31 | | 1.015 | Not Detected | mg/L | 0.001 | 0.005 | U |
| * Molybdenum, Total | 3/12/20 10:22 | 3/12/20 16:31 | | 1.015 | Not Detected | mg/L | 0.002 | 0.01 | U |
| * Selenium, Total | 3/12/20 10:22 | 3/12/20 16:31 | | 1.015 | Not Detected | mg/L | 0.002 | 0.01 | U |
| * Thallium, Total | 3/12/20 10:22 | 3/12/20 16:31 | | 1.015 | Not Detected | mg/L | 0.0002 | 0.001 | U |
| ***Analytical Method: EPA 245.1*** | ***Analyst: ABB*** | | | | | | | | |
| * Mercury, Total by CVAA | 3/12/20 10:07 | 3/13/20 09:58 | | 1 | Not Detected | mg/L | 0.0003 | 0.0005 | U |
| ***Analytical Method: SM 2540C*** | ***Analyst: TJW*** | | | | | | | | |
| * Solids, Dissolved | 3/5/20 14:30 | 3/16/20 13:40 | | 1 | Not Detected | mg/L | | 25 | U |
| ***Analytical Method: SM4500Cl E*** | ***Analyst: JCC*** | | | | | | | | |
| * Chloride | 3/6/20 11:49 | 3/6/20 11:49 | | 1 | Not Detected | mg/L | 0.50 | 1 | U |
| ***Analytical Method: SM4500F G 2017*** | ***Analyst: JCC*** | | | | | | | | |
| * Fluoride | 3/5/20 14:29 | 3/5/20 14:29 | | 1 | Not Detected | mg/L | 0.05 | 0.1 | U |
| ***Analytical Method: SM4500SO4 E*** | ***Analyst: JCC*** | | | | | | | | |
| * Sulfate | 3/5/20 13:24 | 3/5/20 13:24 | | 1 | Not Detected | mg/L | 0.50 | 1 | U |

MDL's and RL's are adjusted for sample dilution, as applicable

**Comments:**

Reported: 3/30/2020
Version: 3.1
COA_CCR

Alabama Power
General Test Laboratory
744 County Road 87, GSC #8
Calera, AL 35040

# Batch QC Summary

Alabama Power

**Customer Account:** WMWMILAPFB
**Sample Date:** 3/2/20 13:45
**Customer ID:**
**Delivery Date:** 3/4/20 10:34

**Description**: Miller Ash Pond Field Blank

**Laboratory ID Number:** BA04484

| Sample | Analysis | Units | MB | MB Limit | Spike | MS | MSD | Standard | Standard Limit | Rec | Rec Limit | Prec | Prec Limit |
|---|---|---|---|---|---|---|---|---|---|---|---|---|---|
| BA04491 | Cadmium, Total | mg/L | -0.00000008 | 0.0001474 | 0.10 | 0.0952 | 0.0945 | 0.101 | 0.085 to 0.115 | 95.2 | 70 to 130 | 0.738 | 20 |
| BA04491 | Arsenic, Total | mg/L | 0.00000006 | 0.0001474 | 0.10 | 0.125 | 0.124 | 0.104 | 0.085 to 0.115 | 101 | 70 to 130 | 0.803 | 20 |
| BA04491 | Beryllium, Total | mg/L | 0.0000368 | 0.00088 | 0.10 | 0.0949 | 0.0930 | 0.0944 | 0.085 to 0.115 | 94.9 | 70 to 130 | 2.02 | 20 |
| BA04491 | Lithium, Total | mg/L | 0.0000186 | 0.0154 | 0.20 | 0.334 | 0.333 | 0.200 | 0.17 to 0.23 | 115 | 70 to 130 | 0.300 | 20 |
| BA04491 | Thallium, Total | mg/L | 0.00000518 | 0.0001474 | 0.10 | 0.104 | 0.101 | 0.101 | 0.085 to 0.115 | 104 | 70 to 130 | 2.93 | 20 |
| BA04491 | Molybdenum, Total | mg/L | 0.00000534 | 0.0001474 | 0.10 | 0.0997 | 0.102 | 0.0952 | 0.085 to 0.115 | 91.9 | 70 to 130 | 2.28 | 20 |
| BA04491 | Lead, Total | mg/L | 0.00000146 | 0.0001474 | 0.10 | 0.102 | 0.0978 | 0.0999 | 0.085 to 0.115 | 102 | 70 to 130 | 4.20 | 20 |
| BA04491 | Barium, Total | mg/L | 0.0000354 | 0.0002 | 0.10 | 0.121 | 0.120 | 0.0928 | 0.085 to 0.115 | 93.5 | 70 to 130 | 0.830 | 20 |
| BA04491 | Calcium, Total | mg/L | -0.00380 | 0.1518 | 5.00 | 112 | 105 | 5.15 | 4.25 to 5.75 | 180 | 70 to 130 | 6.45 | 20 |
| BA04491 | Antimony, Total | mg/L | 0.000128 | 0.00066 | 0.10 | 0.0966 | 0.0967 | 0.0937 | 0.085 to 0.115 | 96.6 | 70 to 130 | 0.103 | 20 |
| BA04491 | Boron, Total | mg/L | 0.00360 | 0.0650254 | 1.00 | 1.45 | 1.45 | 1.00 | 0.85 to 1.15 | 102 | 70 to 130 | 0.00 | 20 |
| BA04491 | Cobalt, Total | mg/L | -0.00000413 | 0.0001474 | 0.10 | 0.0943 | 0.0937 | 0.0994 | 0.085 to 0.115 | 94.3 | 70 to 130 | 0.638 | 20 |
| BA04491 | Chromium, Total | mg/L | -0.0000202 | 0.00044 | 0.10 | 0.0971 | 0.0975 | 0.101 | 0.085 to 0.115 | 97.1 | 70 to 130 | 0.411 | 20 |
| BA04491 | Mercury, Total by CVAA | mg/L | 0.00004 | 0.0005 | 0.004 | 0.00341 | 0.00343 | 0.00384 | 0.0034 to 0.0046 | 85.2 | 70 to 130 | 0.585 | 20 |
| BA04491 | Selenium, Total | mg/L | 0.0000514 | 0.00066 | 0.10 | 0.0977 | 0.0983 | 0.101 | 0.085 to 0.115 | 97.7 | 70 to 130 | 0.612 | 20 |

**Comments:**

Reported: 3/30/2020
Version: 3.1
COA_CCR

Alabama Power
General Test Laboratory
744 County Road 87, GSC #8
Calera, AL 35040

Alabama Power

# Batch QC Summary

**Customer Account:** WMWMILAPFB
**Sample Date:** 3/2/20 13:45
**Customer ID:**
**Delivery Date:** 3/4/20 10:34

**Description:** Miller Ash Pond Field Blank

**Laboratory ID Number:** BA04484

| Sample | Analysis | Units | MB | MB Limit | Spike | MS | Sample Duplicate | Standard | Standard Limit | Rec | Rec Limit | Prec | Prec Limit |
|---|---|---|---|---|---|---|---|---|---|---|---|---|---|
| BA04491 | Chloride | mg/L | 0.00651 | 0.50 | 40.0 | 62.8 | 22.6 | 10.2 | 9 to 11 | 98.0 | 80 to 120 | 4.33 | 20 |
| BA04491 | Fluoride | mg/L | 0.0256 | 0.05 | 2.50 | 2.72 | 0.133 | 2.56 | 2.25 to 2.75 | 103 | 80 to 120 | 5.84 | 20 |
| BA04491 | Sulfate | mg/L | -0.559 | 0.50 | 2000 | 2120 | 313 | 18.3 | 18 to 22 | 90.6 | 80 to 120 | 1.29 | 20 |
| BA04491 | Solids, Dissolved | mg/L | 0.0000 | 25 | | | 612 | 56.0 | 40 to 60 | | | 0.810 | 5 |

**Comments:**

Alabama Power
General Test Laboratory
744 County Road 87, GSC #8
Calera, AL 35040

# Certificate Of Analysis

Alabama Power

**Description:** Miller Ash Pond - MW-5

**Location Code:** WMWMILAP
**Collected:** 3/2/20 14:00
**Customer ID:**
**Submittal Date:** 3/4/20 10:34

**Laboratory ID Number:** BA04485

| Name | Prepared | Analyzed | Vio Spec | DF | Results | Units | MDL | RL | Q |
|---|---|---|---|---|---|---|---|---|---|
| ***Analytical Method: EPA 200.7*** | ***Analyst: RDA*** | | | | ***Preparation Method: EPA 1638*** | | | | |
| * Boron, Total | 3/12/20 16:05 | 3/13/20 10:03 | | 1.015 | 0.851 | mg/L | 0.03 | 0.1 | |
| * Calcium, Total | 3/12/20 16:05 | 3/13/20 10:48 | | 20.3 | 267 | mg/L | 2.03 | 10.15 | |
| * Lithium, Total | 3/12/20 16:05 | 3/13/20 10:03 | | 1.015 | 0.237 | mg/L | 0.01 | 0.02 | |
| ***Analytical Method: EPA 200.8*** | ***Analyst: DLJ*** | | | | ***Preparation Method: EPA 1638*** | | | | |
| * Antimony, Total | 3/12/20 10:22 | 3/12/20 16:34 | | 1.015 | Not Detected | mg/L | 0.0008 | 0.003 | U |
| * Arsenic, Total | 3/12/20 10:22 | 3/12/20 16:34 | | 1.015 | 0.0122 | mg/L | 0.001 | 0.005 | |
| * Barium, Total | 3/12/20 10:22 | 3/12/20 16:34 | | 1.015 | 0.0155 | mg/L | 0.002 | 0.01 | |
| * Beryllium, Total | 3/12/20 10:22 | 3/12/20 16:34 | | 1.015 | Not Detected | mg/L | 0.0006 | 0.003 | U |
| * Cadmium, Total | 3/12/20 10:22 | 3/12/20 16:34 | | 1.015 | Not Detected | mg/L | 0.0003 | 0.001 | U |
| * Chromium, Total | 3/12/20 10:22 | 3/12/20 16:34 | | 1.015 | Not Detected | mg/L | 0.002 | 0.01 | U |
| * Cobalt, Total | 3/12/20 10:22 | 3/12/20 16:34 | | 1.015 | Not Detected | mg/L | 0.002 | 0.005 | U |
| * Lead, Total | 3/12/20 10:22 | 3/12/20 16:34 | | 1.015 | Not Detected | mg/L | 0.001 | 0.005 | U |
| * Molybdenum, Total | 3/12/20 10:22 | 3/12/20 16:34 | | 1.015 | 0.0725 | mg/L | 0.002 | 0.01 | |
| * Selenium, Total | 3/12/20 10:22 | 3/12/20 16:34 | | 1.015 | Not Detected | mg/L | 0.002 | 0.01 | U |
| * Thallium, Total | 3/12/20 10:22 | 3/12/20 16:34 | | 1.015 | Not Detected | mg/L | 0.0002 | 0.001 | U |
| ***Analytical Method: EPA 245.1*** | ***Analyst: ABB*** | | | | | | | | |
| * Mercury, Total by CVAA | 3/12/20 10:07 | 3/13/20 10:00 | | 1 | Not Detected | mg/L | 0.0003 | 0.0005 | U |
| ***Analytical Method: SM 2540C*** | ***Analyst: TJW*** | | | | | | | | |
| * Solids, Dissolved | 3/5/20 14:30 | 3/16/20 13:40 | | 1 | 1270 | mg/L | | 83.3 | |
| ***Analytical Method: SM4500Cl E*** | ***Analyst: JCC*** | | | | | | | | |
| * Chloride | 3/6/20 11:50 | 3/6/20 11:50 | | 3 | 42.1 | mg/L | 1.50 | 3 | |
| ***Analytical Method: SM4500F G 2017*** | ***Analyst: JCC*** | | | | | | | | |
| * Fluoride | 3/5/20 14:30 | 3/5/20 14:30 | | 1 | 0.382 | mg/L | 0.05 | 0.1 | |
| ***Analytical Method: SM4500SO4 E*** | ***Analyst: JCC*** | | | | | | | | |
| * Sulfate | 3/5/20 13:25 | 3/5/20 13:25 | | 100 | 859 | mg/L | 50.00 | 100 | |
| ***Analytical Method: Field Measurements*** | ***Analyst: AWG*** | | | | | | | | |
| Conductivity | 3/2/20 13:54 | 3/2/20 13:54 | | | 1626.06 | uS/cm | | | FA |
| pH | 3/2/20 13:54 | 3/2/20 13:54 | | | 7.18 | SU | | | FA |
| Temperature | 3/2/20 13:54 | 3/2/20 13:54 | | | 16.32 | C | | | FA |
| Turbidity | 3/2/20 13:54 | 3/2/20 13:54 | | | 0.64 | NTU | | | FA |

MDL's and RL's are adjusted for sample dilution, as applicable

**Comments:**

Reported: 3/30/2020
Version: 3.1
COA_CCR

Alabama Power
General Test Laboratory
744 County Road 87, GSC #8
Calera, AL 35040

# Batch QC Summary

Alabama Power

**Customer Account:** WMWMILAP
**Sample Date:** 3/2/20 14:00
**Customer ID:**
**Delivery Date:** 3/4/20 10:34

**Description**: Miller Ash Pond - MW-5

**Laboratory ID Number:** BA04485

| Sample | Analysis | Units | MB | MB Limit | Spike | MS | MSD | Standard | Standard Limit | Rec | Rec Limit | Prec | Prec Limit |
|---|---|---|---|---|---|---|---|---|---|---|---|---|---|
| BA04491 | Cadmium, Total | mg/L | -0.00000008 | 0.0001474 | 0.10 | 0.0952 | 0.0945 | 0.101 | 0.085 to 0.115 | 95.2 | 70 to 130 | 0.738 | 20 |
| BA04491 | Arsenic, Total | mg/L | 0.00000006 | 0.0001474 | 0.10 | 0.125 | 0.124 | 0.104 | 0.085 to 0.115 | 101 | 70 to 130 | 0.803 | 20 |
| BA04491 | Beryllium, Total | mg/L | 0.0000368 | 0.00088 | 0.10 | 0.0949 | 0.0930 | 0.0944 | 0.085 to 0.115 | 94.9 | 70 to 130 | 2.02 | 20 |
| BA04491 | Molybdenum, Total | mg/L | 0.00000534 | 0.0001474 | 0.10 | 0.0997 | 0.102 | 0.0952 | 0.085 to 0.115 | 91.9 | 70 to 130 | 2.28 | 20 |
| BA04491 | Lead, Total | mg/L | 0.00000146 | 0.0001474 | 0.10 | 0.102 | 0.0978 | 0.0999 | 0.085 to 0.115 | 102 | 70 to 130 | 4.20 | 20 |
| BA04491 | Lithium, Total | mg/L | 0.0000186 | 0.0154 | 0.20 | 0.334 | 0.333 | 0.200 | 0.17 to 0.23 | 115 | 70 to 130 | 0.300 | 20 |
| BA04491 | Thallium, Total | mg/L | 0.00000518 | 0.0001474 | 0.10 | 0.104 | 0.101 | 0.101 | 0.085 to 0.115 | 104 | 70 to 130 | 2.93 | 20 |
| BA04491 | Barium, Total | mg/L | 0.0000354 | 0.0002 | 0.10 | 0.121 | 0.120 | 0.0928 | 0.085 to 0.115 | 93.5 | 70 to 130 | 0.830 | 20 |
| BA04491 | Calcium, Total | mg/L | -0.00380 | 0.1518 | 5.00 | 112 | 105 | 5.15 | 4.25 to 5.75 | 180 | 70 to 130 | 6.45 | 20 |
| BA04491 | Antimony, Total | mg/L | 0.000128 | 0.00066 | 0.10 | 0.0966 | 0.0967 | 0.0937 | 0.085 to 0.115 | 96.6 | 70 to 130 | 0.103 | 20 |
| BA04491 | Boron, Total | mg/L | 0.00360 | 0.0650254 | 1.00 | 1.45 | 1.45 | 1.00 | 0.85 to 1.15 | 102 | 70 to 130 | 0.00 | 20 |
| BA04491 | Cobalt, Total | mg/L | -0.00000413 | 0.0001474 | 0.10 | 0.0943 | 0.0937 | 0.0994 | 0.085 to 0.115 | 94.3 | 70 to 130 | 0.638 | 20 |
| BA04491 | Chromium, Total | mg/L | -0.0000202 | 0.00044 | 0.10 | 0.0971 | 0.0975 | 0.101 | 0.085 to 0.115 | 97.1 | 70 to 130 | 0.411 | 20 |
| BA04491 | Mercury, Total by CVAA | mg/L | 0.00004 | 0.0005 | 0.004 | 0.00341 | 0.00343 | 0.00384 | 0.0034 to 0.0046 | 85.2 | 70 to 130 | 0.585 | 20 |
| BA04491 | Selenium, Total | mg/L | 0.0000514 | 0.00066 | 0.10 | 0.0977 | 0.0983 | 0.101 | 0.085 to 0.115 | 97.7 | 70 to 130 | 0.612 | 20 |

**Comments:**

Reported: 3/30/2020
Version: 3.1
COA_CCR

Alabama Power
General Test Laboratory
744 County Road 87, GSC #8
Calera, AL 35040

Alabama Power

# Batch QC Summary

**Customer Account:** WMWMILAP
**Sample Date:** 3/2/20 14:00
**Customer ID:**
**Delivery Date:** 3/4/20 10:34

**Description:** Miller Ash Pond - MW-5

**Laboratory ID Number:** BA04485

| Sample | Analysis | Units | MB | MB Limit | Spike | MS | Sample Duplicate | Standard | Standard Limit | Rec | Rec Limit | Prec | Prec Limit |
|---|---|---|---|---|---|---|---|---|---|---|---|---|---|
| BA04491 | Chloride | mg/L | 0.00651 | 0.50 | 40.0 | 62.8 | 22.6 | 10.2 | 9 to 11 | 98.0 | 80 to 120 | 4.33 | 20 |
| BA04491 | Fluoride | mg/L | 0.0256 | 0.05 | 2.50 | 2.72 | 0.133 | 2.56 | 2.25 to 2.75 | 103 | 80 to 120 | 5.84 | 20 |
| BA04491 | Sulfate | mg/L | -0.559 | 0.50 | 2000 | 2120 | 313 | 18.3 | 18 to 22 | 90.6 | 80 to 120 | 1.29 | 20 |
| BA04491 | Solids, Dissolved | mg/L | 0.0000 | 25 | | | 612 | 56.0 | 40 to 60 | | | 0.810 | 5 |

**Comments:**

Reported: 3/30/2020
Version: 3.1
COA_CCR

Alabama Power
General Test Laboratory
744 County Road 87, GSC #8
Calera, AL 35040

# Certificate Of Analysis

Alabama Power

**Description:** Miller Ash Pond - MW-5 DUP

**Location Code:** WMWMILAP
**Collected:** 3/2/20 14:00
**Customer ID:**
**Submittal Date:** 3/4/20 10:34

**Laboratory ID Number:** BA04486

| Name | Prepared | Analyzed | Vio Spec | DF | Results | Units | MDL | RL | Q |
|---|---|---|---|---|---|---|---|---|---|
| ***Analytical Method: EPA 200.7*** | ***Analyst: RDA*** | | | | ***Preparation Method: EPA 1638*** | | | | |
| * Boron, Total | 3/12/20 16:05 | 3/13/20 10:06 | | 1.015 | 0.849 | mg/L | 0.03 | 0.1 | |
| * Calcium, Total | 3/12/20 16:05 | 3/13/20 10:51 | | 20.3 | 284 | mg/L | 2.03 | 10.15 | |
| * Lithium, Total | 3/12/20 16:05 | 3/13/20 10:06 | | 1.015 | 0.238 | mg/L | 0.01 | 0.02 | |
| ***Analytical Method: EPA 200.8*** | ***Analyst: DLJ*** | | | | ***Preparation Method: EPA 1638*** | | | | |
| * Antimony, Total | 3/12/20 10:22 | 3/12/20 16:36 | | 1.015 | Not Detected | mg/L | 0.0008 | 0.003 | U |
| * Arsenic, Total | 3/12/20 10:22 | 3/12/20 16:36 | | 1.015 | 0.0120 | mg/L | 0.001 | 0.005 | |
| * Barium, Total | 3/12/20 10:22 | 3/12/20 16:36 | | 1.015 | 0.0162 | mg/L | 0.002 | 0.01 | |
| * Beryllium, Total | 3/12/20 10:22 | 3/12/20 16:36 | | 1.015 | Not Detected | mg/L | 0.0006 | 0.003 | U |
| * Cadmium, Total | 3/12/20 10:22 | 3/12/20 16:36 | | 1.015 | Not Detected | mg/L | 0.0003 | 0.001 | U |
| * Chromium, Total | 3/12/20 10:22 | 3/12/20 16:36 | | 1.015 | Not Detected | mg/L | 0.002 | 0.01 | U |
| * Cobalt, Total | 3/12/20 10:22 | 3/12/20 16:36 | | 1.015 | Not Detected | mg/L | 0.002 | 0.005 | U |
| * Lead, Total | 3/12/20 10:22 | 3/12/20 16:36 | | 1.015 | Not Detected | mg/L | 0.001 | 0.005 | U |
| * Molybdenum, Total | 3/12/20 10:22 | 3/12/20 16:36 | | 1.015 | 0.0717 | mg/L | 0.002 | 0.01 | |
| * Selenium, Total | 3/12/20 10:22 | 3/12/20 16:36 | | 1.015 | Not Detected | mg/L | 0.002 | 0.01 | U |
| * Thallium, Total | 3/12/20 10:22 | 3/12/20 16:36 | | 1.015 | Not Detected | mg/L | 0.0002 | 0.001 | U |
| ***Analytical Method: EPA 245.1*** | ***Analyst: ABB*** | | | | | | | | |
| * Mercury, Total by CVAA | 3/12/20 10:07 | 3/13/20 10:03 | | 1 | Not Detected | mg/L | 0.0003 | 0.0005 | U |
| ***Analytical Method: SM 2540C*** | ***Analyst: TJW*** | | | | | | | | |
| * Solids, Dissolved | 3/5/20 14:30 | 3/16/20 13:40 | | 1 | 1290 | mg/L | | 83.3 | |
| ***Analytical Method: SM4500Cl E*** | ***Analyst: JCC*** | | | | | | | | |
| * Chloride | 3/6/20 11:51 | 3/6/20 11:51 | | 3 | 43.5 | mg/L | 1.50 | 3 | |
| ***Analytical Method: SM4500F G 2017*** | ***Analyst: JCC*** | | | | | | | | |
| * Fluoride | 3/5/20 14:31 | 3/5/20 14:31 | | 1 | 0.388 | mg/L | 0.05 | 0.1 | |
| ***Analytical Method: SM4500SO4 E*** | ***Analyst: JCC*** | | | | | | | | |
| * Sulfate | 3/5/20 13:26 | 3/5/20 13:26 | | 100 | 839 | mg/L | 50.00 | 100 | |
| ***Analytical Method: Field Measurements*** | ***Analyst: AWG*** | | | | | | | | |
| Conductivity | 3/2/20 13:54 | 3/2/20 13:54 | | | 1626.06 | uS/cm | | | FA |
| pH | 3/2/20 13:54 | 3/2/20 13:54 | | | 7.18 | SU | | | FA |
| Temperature | 3/2/20 13:54 | 3/2/20 13:54 | | | 16.32 | C | | | FA |
| Turbidity | 3/2/20 13:54 | 3/2/20 13:54 | | | 0.64 | NTU | | | FA |

MDL's and RL's are adjusted for sample dilution, as applicable

**Comments:**

Reported: 3/30/2020
Version: 3.1
COA_CCR

Alabama Power
General Test Laboratory
744 County Road 87, GSC #8
Calera, AL 35040

# Batch QC Summary

Alabama Power

**Customer Account:** WMWMILAP
**Sample Date:** 3/2/20 14:00
**Customer ID:**
**Delivery Date:** 3/4/20 10:34

**Description**: Miller Ash Pond - MW-5 DUP

**Laboratory ID Number:** BA04486

| Sample | Analysis | Units | MB | MB Limit | Spike | MS | MSD | Standard | Standard Limit | Rec | Rec Limit | Prec | Prec Limit |
|---|---|---|---|---|---|---|---|---|---|---|---|---|---|
| BA04491 | Cadmium, Total | mg/L | -0.00000008 | 0.0001474 | 0.10 | 0.0952 | 0.0945 | 0.101 | 0.085 to 0.115 | 95.2 | 70 to 130 | 0.738 | 20 |
| BA04491 | Arsenic, Total | mg/L | 0.00000006 | 0.0001474 | 0.10 | 0.125 | 0.124 | 0.104 | 0.085 to 0.115 | 101 | 70 to 130 | 0.803 | 20 |
| BA04491 | Beryllium, Total | mg/L | 0.0000368 | 0.00088 | 0.10 | 0.0949 | 0.0930 | 0.0944 | 0.085 to 0.115 | 94.9 | 70 to 130 | 2.02 | 20 |
| BA04491 | Lithium, Total | mg/L | 0.0000186 | 0.0154 | 0.20 | 0.334 | 0.333 | 0.200 | 0.17 to 0.23 | 115 | 70 to 130 | 0.300 | 20 |
| BA04491 | Thallium, Total | mg/L | 0.00000518 | 0.0001474 | 0.10 | 0.104 | 0.101 | 0.101 | 0.085 to 0.115 | 104 | 70 to 130 | 2.93 | 20 |
| BA04491 | Molybdenum, Total | mg/L | 0.00000534 | 0.0001474 | 0.10 | 0.0997 | 0.102 | 0.0952 | 0.085 to 0.115 | 91.9 | 70 to 130 | 2.28 | 20 |
| BA04491 | Lead, Total | mg/L | 0.00000146 | 0.0001474 | 0.10 | 0.102 | 0.0978 | 0.0999 | 0.085 to 0.115 | 102 | 70 to 130 | 4.20 | 20 |
| BA04491 | Boron, Total | mg/L | 0.00360 | 0.0650254 | 1.00 | 1.45 | 1.45 | 1.00 | 0.85 to 1.15 | 102 | 70 to 130 | 0.00 | 20 |
| BA04491 | Cobalt, Total | mg/L | -0.00000413 | 0.0001474 | 0.10 | 0.0943 | 0.0937 | 0.0994 | 0.085 to 0.115 | 94.3 | 70 to 130 | 0.638 | 20 |
| BA04491 | Chromium, Total | mg/L | -0.0000202 | 0.00044 | 0.10 | 0.0971 | 0.0975 | 0.101 | 0.085 to 0.115 | 97.1 | 70 to 130 | 0.411 | 20 |
| BA04491 | Mercury, Total by CVAA | mg/L | 0.00004 | 0.0005 | 0.004 | 0.00341 | 0.00343 | 0.00384 | 0.0034 to 0.0046 | 85.2 | 70 to 130 | 0.585 | 20 |
| BA04491 | Selenium, Total | mg/L | 0.0000514 | 0.00066 | 0.10 | 0.0977 | 0.0983 | 0.101 | 0.085 to 0.115 | 97.7 | 70 to 130 | 0.612 | 20 |
| BA04491 | Barium, Total | mg/L | 0.0000354 | 0.0002 | 0.10 | 0.121 | 0.120 | 0.0928 | 0.085 to 0.115 | 93.5 | 70 to 130 | 0.830 | 20 |
| BA04491 | Calcium, Total | mg/L | -0.00380 | 0.1518 | 5.00 | 112 | 105 | 5.15 | 4.25 to 5.75 | 180 | 70 to 130 | 6.45 | 20 |
| BA04491 | Antimony, Total | mg/L | 0.000128 | 0.00066 | 0.10 | 0.0966 | 0.0967 | 0.0937 | 0.085 to 0.115 | 96.6 | 70 to 130 | 0.103 | 20 |

**Comments:**

Reported: 3/30/2020
Version: 3.1
COA_CCR

Alabama Power
General Test Laboratory
744 County Road 87, GSC #8
Calera, AL 35040

Alabama Power

# Batch QC Summary

**Customer Account:** WMWMILAP
**Sample Date:** 3/2/20 14:00
**Customer ID:**
**Delivery Date:** 3/4/20 10:34

**Description:** Miller Ash Pond - MW-5 DUP

**Laboratory ID Number:** BA04486

| Sample | Analysis | Units | MB | MB Limit | Spike | MS | Sample Duplicate | Standard | Standard Limit | Rec | Rec Limit | Prec | Prec Limit |
|---|---|---|---|---|---|---|---|---|---|---|---|---|---|
| BA04491 | Chloride | mg/L | 0.00651 | 0.50 | 40.0 | 62.8 | 22.6 | 10.2 | 9 to 11 | 98.0 | 80 to 120 | 4.33 | 20 |
| BA04491 | Fluoride | mg/L | 0.0256 | 0.05 | 2.50 | 2.72 | 0.133 | 2.56 | 2.25 to 2.75 | 103 | 80 to 120 | 5.84 | 20 |
| BA04491 | Sulfate | mg/L | -0.559 | 0.50 | 2000 | 2120 | 313 | 18.3 | 18 to 22 | 90.6 | 80 to 120 | 1.29 | 20 |
| BA04491 | Solids, Dissolved | mg/L | 0.0000 | 25 | | | 612 | 56.0 | 40 to 60 | | | 0.810 | 5 |

**Comments:**

Alabama Power
General Test Laboratory
744 County Road 87, GSC #8
Calera, AL 35040

# Certificate Of Analysis

Alabama Power

**Description:** Miller Ash Pond - MW-2

**Location Code:** WMWMILAP
**Collected:** 3/3/20 11:30
**Customer ID:**
**Submittal Date:** 3/4/20 10:34

**Laboratory ID Number:** BA04487

| Name | Prepared | Analyzed | Vio Spec | DF | Results | Units | MDL | RL | Q |
|---|---|---|---|---|---|---|---|---|---|
| ***Analytical Method: EPA 200.7*** | ***Analyst: RDA*** | | | | ***Preparation Method: EPA 1638*** | | | | |
| * Boron, Total | 3/12/20 16:05 | 3/13/20 10:09 | | 1.015 | 0.167 | mg/L | 0.03 | 0.1 | |
| * Calcium, Total | 3/12/20 16:05 | 3/13/20 10:53 | | 20.3 | 278 | mg/L | 2.03 | 10.15 | |
| * Lithium, Total | 3/12/20 16:05 | 3/13/20 10:09 | | 1.015 | 0.269 | mg/L | 0.01 | 0.02 | |
| ***Analytical Method: EPA 200.8*** | ***Analyst: DLJ*** | | | | ***Preparation Method: EPA 1638*** | | | | |
| * Antimony, Total | 3/12/20 10:22 | 3/12/20 16:39 | | 1.015 | Not Detected | mg/L | 0.0008 | 0.003 | U |
| * Arsenic, Total | 3/12/20 10:22 | 3/12/20 16:39 | | 1.015 | 0.00238 | mg/L | 0.001 | 0.005 | J |
| * Barium, Total | 3/12/20 10:22 | 3/12/20 16:39 | | 1.015 | 0.0172 | mg/L | 0.002 | 0.01 | |
| * Beryllium, Total | 3/12/20 10:22 | 3/12/20 16:39 | | 1.015 | Not Detected | mg/L | 0.0006 | 0.003 | U |
| * Cadmium, Total | 3/12/20 10:22 | 3/12/20 16:39 | | 1.015 | Not Detected | mg/L | 0.0003 | 0.001 | U |
| * Chromium, Total | 3/12/20 10:22 | 3/12/20 16:39 | | 1.015 | Not Detected | mg/L | 0.002 | 0.01 | U |
| * Cobalt, Total | 3/12/20 10:22 | 3/12/20 16:39 | | 1.015 | 0.0471 | mg/L | 0.002 | 0.005 | |
| * Lead, Total | 3/12/20 10:22 | 3/12/20 16:39 | | 1.015 | Not Detected | mg/L | 0.001 | 0.005 | U |
| * Molybdenum, Total | 3/12/20 10:22 | 3/12/20 16:39 | | 1.015 | Not Detected | mg/L | 0.002 | 0.01 | U |
| * Selenium, Total | 3/12/20 10:22 | 3/12/20 16:39 | | 1.015 | Not Detected | mg/L | 0.002 | 0.01 | U |
| * Thallium, Total | 3/12/20 10:22 | 3/12/20 16:39 | | 1.015 | Not Detected | mg/L | 0.0002 | 0.001 | U |
| ***Analytical Method: EPA 245.1*** | ***Analyst: ABB*** | | | | | | | | |
| * Mercury, Total by CVAA | 3/12/20 10:07 | 3/13/20 10:05 | | 1 | Not Detected | mg/L | 0.0003 | 0.0005 | U |
| ***Analytical Method: SM 2540C*** | ***Analyst: TJW*** | | | | | | | | |
| * Solids, Dissolved | 3/5/20 14:30 | 3/16/20 13:40 | | 1 | 2520 | mg/L | | 125 | |
| ***Analytical Method: SM4500Cl E*** | ***Analyst: JCC*** | | | | | | | | |
| * Chloride | 3/6/20 11:52 | 3/6/20 11:52 | | 1 | 8.59 | mg/L | 0.50 | 1 | |
| ***Analytical Method: SM4500F G 2017*** | ***Analyst: JCC*** | | | | | | | | |
| * Fluoride | 3/5/20 14:32 | 3/5/20 14:32 | | 1 | 0.262 | mg/L | 0.05 | 0.1 | |
| ***Analytical Method: SM4500SO4 E*** | ***Analyst: JCC*** | | | | | | | | |
| * Sulfate | 3/5/20 13:28 | 3/5/20 13:28 | | 160 | 1690 | mg/L | 80.00 | 160 | |
| ***Analytical Method: Field Measurements*** | ***Analyst: AWG*** | | | | | | | | |
| Conductivity | 3/3/20 11:26 | 3/3/20 11:26 | | | 2652.52 | uS/cm | | | FA |
| pH | 3/3/20 11:26 | 3/3/20 11:26 | | | 6.27 | SU | | | FA |
| Temperature | 3/3/20 11:26 | 3/3/20 11:26 | | | 18.95 | C | | | FA |
| Turbidity | 3/3/20 11:26 | 3/3/20 11:26 | | | 1.44 | NTU | | | FA |

MDL's and RL's are adjusted for sample dilution, as applicable

**Comments:**

Reported: 3/30/2020
Version: 3.1
COA_CCR

Alabama Power
General Test Laboratory
744 County Road 87, GSC #8
Calera, AL 35040

# Batch QC Summary

Alabama Power

**Customer Account:** WMWMILAP
**Sample Date:** 3/3/20 11:30
**Customer ID:**
**Delivery Date:** 3/4/20 10:34

**Description**: Miller Ash Pond - MW-2

**Laboratory ID Number:** BA04487

| Sample | Analysis | Units | MB | MB Limit | Spike | MS | MSD | Standard | Standard Limit | Rec | Rec Limit | Prec | Prec Limit |
|---|---|---|---|---|---|---|---|---|---|---|---|---|---|
| BA04491 | Arsenic, Total | mg/L | 0.00000006 | 0.0001474 | 0.10 | 0.125 | 0.124 | 0.104 | 0.085 to 0.115 | 101 | 70 to 130 | 0.803 | 20 |
| BA04491 | Cadmium, Total | mg/L | -0.00000008 | 0.0001474 | 0.10 | 0.0952 | 0.0945 | 0.101 | 0.085 to 0.115 | 95.2 | 70 to 130 | 0.738 | 20 |
| BA04491 | Beryllium, Total | mg/L | 0.0000368 | 0.00088 | 0.10 | 0.0949 | 0.0930 | 0.0944 | 0.085 to 0.115 | 94.9 | 70 to 130 | 2.02 | 20 |
| BA04491 | Lithium, Total | mg/L | 0.0000186 | 0.0154 | 0.20 | 0.334 | 0.333 | 0.200 | 0.17 to 0.23 | 115 | 70 to 130 | 0.300 | 20 |
| BA04491 | Thallium, Total | mg/L | 0.00000518 | 0.0001474 | 0.10 | 0.104 | 0.101 | 0.101 | 0.085 to 0.115 | 104 | 70 to 130 | 2.93 | 20 |
| BA04491 | Molybdenum, Total | mg/L | 0.00000534 | 0.0001474 | 0.10 | 0.0997 | 0.102 | 0.0952 | 0.085 to 0.115 | 91.9 | 70 to 130 | 2.28 | 20 |
| BA04491 | Lead, Total | mg/L | 0.00000146 | 0.0001474 | 0.10 | 0.102 | 0.0978 | 0.0999 | 0.085 to 0.115 | 102 | 70 to 130 | 4.20 | 20 |
| BA04491 | Barium, Total | mg/L | 0.0000354 | 0.0002 | 0.10 | 0.121 | 0.120 | 0.0928 | 0.085 to 0.115 | 93.5 | 70 to 130 | 0.830 | 20 |
| BA04491 | Calcium, Total | mg/L | -0.00380 | 0.1518 | 5.00 | 112 | 105 | 5.15 | 4.25 to 5.75 | 180 | 70 to 130 | 6.45 | 20 |
| BA04491 | Antimony, Total | mg/L | 0.000128 | 0.00066 | 0.10 | 0.0966 | 0.0967 | 0.0937 | 0.085 to 0.115 | 96.6 | 70 to 130 | 0.103 | 20 |
| BA04491 | Boron, Total | mg/L | 0.00360 | 0.0650254 | 1.00 | 1.45 | 1.45 | 1.00 | 0.85 to 1.15 | 102 | 70 to 130 | 0.00 | 20 |
| BA04491 | Cobalt, Total | mg/L | -0.00000413 | 0.0001474 | 0.10 | 0.0943 | 0.0937 | 0.0994 | 0.085 to 0.115 | 94.3 | 70 to 130 | 0.638 | 20 |
| BA04491 | Chromium, Total | mg/L | -0.0000202 | 0.00044 | 0.10 | 0.0971 | 0.0975 | 0.101 | 0.085 to 0.115 | 97.1 | 70 to 130 | 0.411 | 20 |
| BA04491 | Mercury, Total by CVAA | mg/L | 0.00004 | 0.0005 | 0.004 | 0.00341 | 0.00343 | 0.00384 | 0.0034 to 0.0046 | 85.2 | 70 to 130 | 0.585 | 20 |
| BA04491 | Selenium, Total | mg/L | 0.0000514 | 0.00066 | 0.10 | 0.0977 | 0.0983 | 0.101 | 0.085 to 0.115 | 97.7 | 70 to 130 | 0.612 | 20 |

**Comments:**

Reported: 3/30/2020
Version: 3.1
COA_CCR

Alabama Power
General Test Laboratory
744 County Road 87, GSC #8
Calera, AL 35040

Alabama Power

# Batch QC Summary

**Customer Account:** WMWMILAP
**Sample Date:** 3/3/20 11:30
**Customer ID:**
**Delivery Date:** 3/4/20 10:34

**Description:** Miller Ash Pond - MW-2

**Laboratory ID Number:** BA04487

| Sample | Analysis | Units | MB | MB Limit | Spike | MS | Sample Duplicate | Standard | Standard Limit | Rec | Rec Limit | Prec | Prec Limit |
|---|---|---|---|---|---|---|---|---|---|---|---|---|---|
| BA04491 | Chloride | mg/L | 0.00651 | 0.50 | 40.0 | 62.8 | 22.6 | 10.2 | 9 to 11 | 98.0 | 80 to 120 | 4.33 | 20 |
| BA04491 | Fluoride | mg/L | 0.0256 | 0.05 | 2.50 | 2.72 | 0.133 | 2.56 | 2.25 to 2.75 | 103 | 80 to 120 | 5.84 | 20 |
| BA04491 | Sulfate | mg/L | -0.559 | 0.50 | 2000 | 2120 | 313 | 18.3 | 18 to 22 | 90.6 | 80 to 120 | 1.29 | 20 |
| BA04491 | Solids, Dissolved | mg/L | 0.0000 | 25 | | | 612 | 56.0 | 40 to 60 | | | 0.810 | 5 |

**Comments:**

Reported: 3/30/2020
Version: 3.1
COA_CCR

Alabama Power
General Test Laboratory
744 County Road 87, GSC #8
Calera, AL 35040

# Certificate Of Analysis

Alabama Power

**Description:** Miller Ash Pond - MW-11

**Location Code:** WMWMILAP
**Collected:** 3/3/20 14:05
**Customer ID:**
**Submittal Date:** 3/4/20 10:34

**Laboratory ID Number:** BA04488

| Name | Prepared | Analyzed | Vio Spec | DF | Results | Units | MDL | RL | Q |
|---|---|---|---|---|---|---|---|---|---|
| ***Analytical Method: EPA 200.7*** | ***Analyst: RDA*** | | | | ***Preparation Method: EPA 1638*** | | | | |
| * Boron, Total | 3/12/20 16:05 | 3/13/20 10:12 | | 1.015 | 0.0308 | mg/L | 0.03 | 0.1 | J |
| * Calcium, Total | 3/12/20 16:05 | 3/13/20 10:56 | | 20.3 | 179 | mg/L | 2.03 | 10.15 | |
| * Lithium, Total | 3/12/20 16:05 | 3/13/20 10:12 | | 1.015 | 0.255 | mg/L | 0.01 | 0.02 | |
| ***Analytical Method: EPA 200.8*** | ***Analyst: DLJ*** | | | | ***Preparation Method: EPA 1638*** | | | | |
| * Antimony, Total | 3/12/20 10:22 | 3/12/20 16:41 | | 1.015 | Not Detected | mg/L | 0.0008 | 0.003 | U |
| * Arsenic, Total | 3/12/20 10:22 | 3/12/20 16:41 | | 1.015 | Not Detected | mg/L | 0.001 | 0.005 | U |
| * Barium, Total | 3/12/20 10:22 | 3/12/20 16:41 | | 1.015 | 0.0290 | mg/L | 0.002 | 0.01 | |
| * Beryllium, Total | 3/12/20 10:22 | 3/12/20 16:41 | | 1.015 | Not Detected | mg/L | 0.0006 | 0.003 | U |
| * Cadmium, Total | 3/12/20 10:22 | 3/12/20 16:41 | | 1.015 | Not Detected | mg/L | 0.0003 | 0.001 | U |
| * Chromium, Total | 3/12/20 10:22 | 3/12/20 16:41 | | 1.015 | Not Detected | mg/L | 0.002 | 0.01 | U |
| * Cobalt, Total | 3/12/20 10:22 | 3/12/20 16:41 | | 1.015 | Not Detected | mg/L | 0.002 | 0.005 | U |
| * Lead, Total | 3/12/20 10:22 | 3/12/20 16:41 | | 1.015 | Not Detected | mg/L | 0.001 | 0.005 | U |
| * Molybdenum, Total | 3/12/20 10:22 | 3/12/20 16:41 | | 1.015 | Not Detected | mg/L | 0.002 | 0.01 | U |
| * Selenium, Total | 3/12/20 10:22 | 3/12/20 16:41 | | 1.015 | Not Detected | mg/L | 0.002 | 0.01 | U |
| * Thallium, Total | 3/12/20 10:22 | 3/12/20 16:41 | | 1.015 | Not Detected | mg/L | 0.0002 | 0.001 | U |
| ***Analytical Method: EPA 245.1*** | ***Analyst: ABB*** | | | | | | | | |
| * Mercury, Total by CVAA | 3/12/20 10:07 | 3/13/20 10:07 | | 1 | Not Detected | mg/L | 0.0003 | 0.0005 | U |
| ***Analytical Method: SM 2540C*** | ***Analyst: TJW*** | | | | | | | | |
| * Solids, Dissolved | 3/5/20 14:30 | 3/16/20 13:40 | | 1 | 1070 | mg/L | | 83.3 | |
| ***Analytical Method: SM4500Cl E*** | ***Analyst: JCC*** | | | | | | | | |
| * Chloride | 3/6/20 11:54 | 3/6/20 11:54 | | 1 | 6.20 | mg/L | 0.50 | 1 | |
| ***Analytical Method: SM4500F G 2017*** | ***Analyst: JCC*** | | | | | | | | |
| * Fluoride | 3/5/20 14:34 | 3/5/20 14:34 | | 1 | 0.134 | mg/L | 0.05 | 0.1 | |
| ***Analytical Method: SM4500SO4 E*** | ***Analyst: JCC*** | | | | | | | | |
| * Sulfate | 3/5/20 13:29 | 3/5/20 13:29 | | 100 | 618 | mg/L | 50.00 | 100 | |
| ***Analytical Method: Field Measurements*** | ***Analyst: AWG*** | | | | | | | | |
| Conductivity | 3/3/20 14:01 | 3/3/20 14:01 | | | 1500.20 | uS/cm | | | FA |
| pH | 3/3/20 14:01 | 3/3/20 14:01 | | | 6.60 | SU | | | FA |
| Temperature | 3/3/20 14:01 | 3/3/20 14:01 | | | 18.98 | C | | | FA |
| Turbidity | 3/3/20 14:01 | 3/3/20 14:01 | | | 1.67 | NTU | | | FA |

MDL's and RL's are adjusted for sample dilution, as applicable

**Comments:**

Reported: 3/30/2020
Version: 3.1
COA_CCR

Alabama Power
General Test Laboratory
744 County Road 87, GSC #8
Calera, AL 35040

# Batch QC Summary

Alabama Power

**Customer Account:** WMWMILAP
**Sample Date:** 3/3/20 14:05
**Customer ID:**
**Delivery Date:** 3/4/20 10:34

**Description**: Miller Ash Pond - MW-11

**Laboratory ID Number:** BA04488

| Sample | Analysis | Units | MB | MB Limit | Spike | MS | MSD | Standard | Standard Limit | Rec | Rec Limit | Prec | Prec Limit |
|---|---|---|---|---|---|---|---|---|---|---|---|---|---|
| BA04491 | Arsenic, Total | mg/L | 0.00000006 | 0.0001474 | 0.10 | 0.125 | 0.124 | 0.104 | 0.085 to 0.115 | 101 | 70 to 130 | 0.803 | 20 |
| BA04491 | Beryllium, Total | mg/L | 0.0000368 | 0.00088 | 0.10 | 0.0949 | 0.0930 | 0.0944 | 0.085 to 0.115 | 94.9 | 70 to 130 | 2.02 | 20 |
| BA04491 | Cadmium, Total | mg/L | -0.00000008 | 0.0001474 | 0.10 | 0.0952 | 0.0945 | 0.101 | 0.085 to 0.115 | 95.2 | 70 to 130 | 0.738 | 20 |
| BA04491 | Molybdenum, Total | mg/L | 0.00000534 | 0.0001474 | 0.10 | 0.0997 | 0.102 | 0.0952 | 0.085 to 0.115 | 91.9 | 70 to 130 | 2.28 | 20 |
| BA04491 | Lead, Total | mg/L | 0.00000146 | 0.0001474 | 0.10 | 0.102 | 0.0978 | 0.0999 | 0.085 to 0.115 | 102 | 70 to 130 | 4.20 | 20 |
| BA04491 | Barium, Total | mg/L | 0.0000354 | 0.0002 | 0.10 | 0.121 | 0.120 | 0.0928 | 0.085 to 0.115 | 93.5 | 70 to 130 | 0.830 | 20 |
| BA04491 | Calcium, Total | mg/L | -0.00380 | 0.1518 | 5.00 | 112 | 105 | 5.15 | 4.25 to 5.75 | 180 | 70 to 130 | 6.45 | 20 |
| BA04491 | Antimony, Total | mg/L | 0.000128 | 0.00066 | 0.10 | 0.0966 | 0.0967 | 0.0937 | 0.085 to 0.115 | 96.6 | 70 to 130 | 0.103 | 20 |
| BA04491 | Lithium, Total | mg/L | 0.0000186 | 0.0154 | 0.20 | 0.334 | 0.333 | 0.200 | 0.17 to 0.23 | 115 | 70 to 130 | 0.300 | 20 |
| BA04491 | Thallium, Total | mg/L | 0.00000518 | 0.0001474 | 0.10 | 0.104 | 0.101 | 0.101 | 0.085 to 0.115 | 104 | 70 to 130 | 2.93 | 20 |
| BA04491 | Boron, Total | mg/L | 0.00360 | 0.0650254 | 1.00 | 1.45 | 1.45 | 1.00 | 0.85 to 1.15 | 102 | 70 to 130 | 0.00 | 20 |
| BA04491 | Cobalt, Total | mg/L | -0.00000413 | 0.0001474 | 0.10 | 0.0943 | 0.0937 | 0.0994 | 0.085 to 0.115 | 94.3 | 70 to 130 | 0.638 | 20 |
| BA04491 | Chromium, Total | mg/L | -0.0000202 | 0.00044 | 0.10 | 0.0971 | 0.0975 | 0.101 | 0.085 to 0.115 | 97.1 | 70 to 130 | 0.411 | 20 |
| BA04491 | Mercury, Total by CVAA | mg/L | 0.00004 | 0.0005 | 0.004 | 0.00341 | 0.00343 | 0.00384 | 0.0034 to 0.0046 | 85.2 | 70 to 130 | 0.585 | 20 |
| BA04491 | Selenium, Total | mg/L | 0.0000514 | 0.00066 | 0.10 | 0.0977 | 0.0983 | 0.101 | 0.085 to 0.115 | 97.7 | 70 to 130 | 0.612 | 20 |

**Comments:**

Reported: 3/30/2020
Version: 3.1
COA_CCR

Alabama Power
General Test Laboratory
744 County Road 87, GSC #8
Calera, AL 35040

Alabama Power

# Batch QC Summary

**Customer Account:** WMWMILAP
**Sample Date:** 3/3/20 14:05
**Customer ID:**
**Delivery Date:** 3/4/20 10:34

**Description:** Miller Ash Pond - MW-11

**Laboratory ID Number:** BA04488

| Sample | Analysis | Units | MB | MB Limit | Spike | MS | Sample Duplicate | Standard | Standard Limit | Rec | Rec Limit | Prec | Prec Limit |
|---|---|---|---|---|---|---|---|---|---|---|---|---|---|
| BA04491 | Chloride | mg/L | 0.00651 | 0.50 | 40.0 | 62.8 | 22.6 | 10.2 | 9 to 11 | 98.0 | 80 to 120 | 4.33 | 20 |
| BA04491 | Fluoride | mg/L | 0.0256 | 0.05 | 2.50 | 2.72 | 0.133 | 2.56 | 2.25 to 2.75 | 103 | 80 to 120 | 5.84 | 20 |
| BA04491 | Sulfate | mg/L | -0.559 | 0.50 | 2000 | 2120 | 313 | 18.3 | 18 to 22 | 90.6 | 80 to 120 | 1.29 | 20 |
| BA04491 | Solids, Dissolved | mg/L | 0.0000 | 25 | | | 612 | 56.0 | 40 to 60 | | | 0.810 | 5 |

**Comments:**

Reported: 3/30/2020
Version: 3.1
COA_CCR

Alabama Power
General Test Laboratory
744 County Road 87, GSC #8
Calera, AL 35040

# Certificate Of Analysis

Alabama Power

**Description:** Miller Ash Pond - MW-3S

**Location Code:** WMWMILAP
**Collected:** 3/3/20 08:30
**Customer ID:**
**Submittal Date:** 3/4/20 10:34

**Laboratory ID Number:** BA04489

| Name | Prepared | Analyzed | Vio Spec | DF | Results | Units | MDL | RL | Q |
|---|---|---|---|---|---|---|---|---|---|
| ***Analytical Method: EPA 200.7*** | ***Analyst: RDA*** | | | | ***Preparation Method: EPA 1638*** | | | | |
| * Boron, Total | 3/12/20 16:05 | 3/13/20 10:15 | | 1.015 | 0.217 | mg/L | 0.03 | 0.1 | |
| * Calcium, Total | 3/12/20 16:05 | 3/13/20 10:15 | | 1.015 | 9.94 | mg/L | 0.1 | 0.5 | |
| * Lithium, Total | 3/12/20 16:05 | 3/13/20 10:15 | | 1.015 | 0.294 | mg/L | 0.01 | 0.02 | |
| ***Analytical Method: EPA 200.8*** | ***Analyst: DLJ*** | | | | ***Preparation Method: EPA 1638*** | | | | |
| * Antimony, Total | 3/12/20 10:22 | 3/12/20 16:44 | | 1.015 | Not Detected | mg/L | 0.0008 | 0.003 | U |
| * Arsenic, Total | 3/12/20 10:22 | 3/12/20 16:44 | | 1.015 | 0.00199 | mg/L | 0.001 | 0.005 | J |
| * Barium, Total | 3/12/20 10:22 | 3/12/20 16:44 | | 1.015 | 0.347 | mg/L | 0.002 | 0.01 | |
| * Beryllium, Total | 3/12/20 10:22 | 3/12/20 16:44 | | 1.015 | Not Detected | mg/L | 0.0006 | 0.003 | U |
| * Cadmium, Total | 3/12/20 10:22 | 3/12/20 16:44 | | 1.015 | Not Detected | mg/L | 0.0003 | 0.001 | U |
| * Chromium, Total | 3/12/20 10:22 | 3/12/20 16:44 | | 1.015 | Not Detected | mg/L | 0.002 | 0.01 | U |
| * Cobalt, Total | 3/12/20 10:22 | 3/12/20 16:44 | | 1.015 | Not Detected | mg/L | 0.002 | 0.005 | U |
| * Lead, Total | 3/12/20 10:22 | 3/12/20 16:44 | | 1.015 | Not Detected | mg/L | 0.001 | 0.005 | U |
| * Molybdenum, Total | 3/12/20 10:22 | 3/12/20 16:44 | | 1.015 | 0.0648 | mg/L | 0.002 | 0.01 | |
| * Selenium, Total | 3/12/20 10:22 | 3/12/20 16:44 | | 1.015 | Not Detected | mg/L | 0.002 | 0.01 | U |
| * Thallium, Total | 3/12/20 10:22 | 3/12/20 16:44 | | 1.015 | Not Detected | mg/L | 0.0002 | 0.001 | U |
| ***Analytical Method: EPA 245.1*** | ***Analyst: ABB*** | | | | | | | | |
| * Mercury, Total by CVAA | 3/12/20 10:07 | 3/13/20 10:10 | | 1 | Not Detected | mg/L | 0.0003 | 0.0005 | U |
| ***Analytical Method: SM 2540C*** | ***Analyst: TJW*** | | | | | | | | |
| * Solids, Dissolved | 3/5/20 14:30 | 3/16/20 13:40 | | 1 | 953 | mg/L | | 83.3 | |
| ***Analytical Method: SM4500Cl E*** | ***Analyst: JCC*** | | | | | | | | |
| * Chloride | 3/6/20 11:45 | 3/6/20 11:45 | | 10 | 177 | mg/L | 5.00 | 10 | |
| ***Analytical Method: SM4500F G 2017*** | ***Analyst: JCC*** | | | | | | | | |
| * Fluoride | 3/5/20 14:35 | 3/5/20 14:35 | | 1 | 0.286 | mg/L | 0.05 | 0.1 | |
| ***Analytical Method: SM4500SO4 E*** | ***Analyst: JCC*** | | | | | | | | |
| * Sulfate | 3/5/20 13:30 | 3/5/20 13:30 | | 80 | 298 | mg/L | 40.00 | 80 | |
| ***Analytical Method: Field Measurements*** | ***Analyst: DKG*** | | | | | | | | |
| Conductivity | 3/3/20 08:25 | 3/3/20 08:25 | | | 1444.51 | uS/cm | | | FA |
| pH | 3/3/20 08:25 | 3/3/20 08:25 | | | 9.40 | SU | | | FA |
| Temperature | 3/3/20 08:25 | 3/3/20 08:25 | | | 17.40 | C | | | FA |
| Turbidity | 3/3/20 08:25 | 3/3/20 08:25 | | | 2.14 | NTU | | | FA |

MDL's and RL's are adjusted for sample dilution, as applicable

**Comments:**

Reported: 3/30/2020
Version: 3.1
COA_CCR

Alabama Power
General Test Laboratory
744 County Road 87, GSC #8
Calera, AL 35040

# Batch QC Summary

Alabama Power

**Customer Account:** WMWMILAP
**Sample Date:** 3/3/20 08:30
**Customer ID:**
**Delivery Date:** 3/4/20 10:34

**Description**: Miller Ash Pond - MW-3S

**Laboratory ID Number:** BA04489

| Sample | Analysis | Units | MB | MB Limit | Spike | MS | MSD | Standard | Standard Limit | Rec | Rec Limit | Prec | Prec Limit |
|---|---|---|---|---|---|---|---|---|---|---|---|---|---|
| BA04491 | Cadmium, Total | mg/L | -0.00000008 | 0.0001474 | 0.10 | 0.0952 | 0.0945 | 0.101 | 0.085 to 0.115 | 95.2 | 70 to 130 | 0.738 | 20 |
| BA04491 | Arsenic, Total | mg/L | 0.00000006 | 0.0001474 | 0.10 | 0.125 | 0.124 | 0.104 | 0.085 to 0.115 | 101 | 70 to 130 | 0.803 | 20 |
| BA04491 | Beryllium, Total | mg/L | 0.0000368 | 0.00088 | 0.10 | 0.0949 | 0.0930 | 0.0944 | 0.085 to 0.115 | 94.9 | 70 to 130 | 2.02 | 20 |
| BA04491 | Molybdenum, Total | mg/L | 0.00000534 | 0.0001474 | 0.10 | 0.0997 | 0.102 | 0.0952 | 0.085 to 0.115 | 91.9 | 70 to 130 | 2.28 | 20 |
| BA04491 | Lead, Total | mg/L | 0.00000146 | 0.0001474 | 0.10 | 0.102 | 0.0978 | 0.0999 | 0.085 to 0.115 | 102 | 70 to 130 | 4.20 | 20 |
| BA04491 | Barium, Total | mg/L | 0.0000354 | 0.0002 | 0.10 | 0.121 | 0.120 | 0.0928 | 0.085 to 0.115 | 93.5 | 70 to 130 | 0.830 | 20 |
| BA04491 | Calcium, Total | mg/L | -0.00380 | 0.1518 | 5.00 | 112 | 105 | 5.15 | 4.25 to 5.75 | 180 | 70 to 130 | 6.45 | 20 |
| BA04491 | Antimony, Total | mg/L | 0.000128 | 0.00066 | 0.10 | 0.0966 | 0.0967 | 0.0937 | 0.085 to 0.115 | 96.6 | 70 to 130 | 0.103 | 20 |
| BA04491 | Lithium, Total | mg/L | 0.0000186 | 0.0154 | 0.20 | 0.334 | 0.333 | 0.200 | 0.17 to 0.23 | 115 | 70 to 130 | 0.300 | 20 |
| BA04491 | Thallium, Total | mg/L | 0.00000518 | 0.0001474 | 0.10 | 0.104 | 0.101 | 0.101 | 0.085 to 0.115 | 104 | 70 to 130 | 2.93 | 20 |
| BA04491 | Boron, Total | mg/L | 0.00360 | 0.0650254 | 1.00 | 1.45 | 1.45 | 1.00 | 0.85 to 1.15 | 102 | 70 to 130 | 0.00 | 20 |
| BA04491 | Cobalt, Total | mg/L | -0.00000413 | 0.0001474 | 0.10 | 0.0943 | 0.0937 | 0.0994 | 0.085 to 0.115 | 94.3 | 70 to 130 | 0.638 | 20 |
| BA04491 | Chromium, Total | mg/L | -0.0000202 | 0.00044 | 0.10 | 0.0971 | 0.0975 | 0.101 | 0.085 to 0.115 | 97.1 | 70 to 130 | 0.411 | 20 |
| BA04491 | Mercury, Total by CVAA | mg/L | 0.00004 | 0.0005 | 0.004 | 0.00341 | 0.00343 | 0.00384 | 0.0034 to 0.0046 | 85.2 | 70 to 130 | 0.585 | 20 |
| BA04491 | Selenium, Total | mg/L | 0.0000514 | 0.00066 | 0.10 | 0.0977 | 0.0983 | 0.101 | 0.085 to 0.115 | 97.7 | 70 to 130 | 0.612 | 20 |

**Comments:**

Reported: 3/30/2020
Version: 3.1
COA_CCR

Alabama Power
General Test Laboratory
744 County Road 87, GSC #8
Calera, AL 35040

Alabama Power

# Batch QC Summary

**Customer Account:** WMWMILAP
**Sample Date:** 3/3/20 08:30
**Customer ID:**
**Delivery Date:** 3/4/20 10:34

**Description:** Miller Ash Pond - MW-3S

**Laboratory ID Number:** BA04489

| Sample | Analysis | Units | MB | MB Limit | Spike | MS | Sample Duplicate | Standard | Standard Limit | Rec | Rec Limit | Prec | Prec Limit |
|---|---|---|---|---|---|---|---|---|---|---|---|---|---|
| BA04491 | Chloride | mg/L | 0.00651 | 0.50 | 40.0 | 62.8 | 22.6 | 10.2 | 9 to 11 | 98.0 | 80 to 120 | 4.33 | 20 |
| BA04491 | Fluoride | mg/L | 0.0256 | 0.05 | 2.50 | 2.72 | 0.133 | 2.56 | 2.25 to 2.75 | 103 | 80 to 120 | 5.84 | 20 |
| BA04491 | Sulfate | mg/L | -0.559 | 0.50 | 2000 | 2120 | 313 | 18.3 | 18 to 22 | 90.6 | 80 to 120 | 1.29 | 20 |
| BA04491 | Solids, Dissolved | mg/L | 0.0000 | 25 | | | 612 | 56.0 | 40 to 60 | | | 0.810 | 5 |

**Comments:**

Alabama Power
General Test Laboratory
744 County Road 87, GSC #8
Calera, AL 35040

# Certificate Of Analysis

Alabama Power

**Description:** Miller Ash Pond - MW-3D

**Location Code:** WMWMILAP
**Collected:** 3/3/20 10:12
**Customer ID:**
**Submittal Date:** 3/4/20 10:34

**Laboratory ID Number:** BA04490

| Name | Prepared | Analyzed | Vio Spec | DF | Results | Units | MDL | RL | Q |
|---|---|---|---|---|---|---|---|---|---|
| ***Analytical Method: EPA 200.7*** | ***Analyst: RDA*** | | | | ***Preparation Method: EPA 1638*** | | | | |
| * Boron, Total | 3/12/20 16:05 | 3/13/20 10:18 | | 1.015 | 0.422 | mg/L | 0.03 | 0.1 | |
| * Calcium, Total | 3/12/20 16:05 | 3/13/20 10:59 | | 20.3 | 170 | mg/L | 2.03 | 10.15 | |
| * Lithium, Total | 3/12/20 16:05 | 3/13/20 10:18 | | 1.015 | 0.110 | mg/L | 0.01 | 0.02 | |
| ***Analytical Method: EPA 200.8*** | ***Analyst: DLJ*** | | | | ***Preparation Method: EPA 1638*** | | | | |
| * Antimony, Total | 3/12/20 10:22 | 3/12/20 16:47 | | 1.015 | Not Detected | mg/L | 0.0008 | 0.003 | U |
| * Arsenic, Total | 3/12/20 10:22 | 3/12/20 16:47 | | 1.015 | 0.0118 | mg/L | 0.001 | 0.005 | |
| * Barium, Total | 3/12/20 10:22 | 3/12/20 16:47 | | 1.015 | 0.0304 | mg/L | 0.002 | 0.01 | |
| * Beryllium, Total | 3/12/20 10:22 | 3/12/20 16:47 | | 1.015 | Not Detected | mg/L | 0.0006 | 0.003 | U |
| * Cadmium, Total | 3/12/20 10:22 | 3/12/20 16:47 | | 1.015 | Not Detected | mg/L | 0.0003 | 0.001 | U |
| * Chromium, Total | 3/12/20 10:22 | 3/12/20 16:47 | | 1.015 | Not Detected | mg/L | 0.002 | 0.01 | U |
| * Cobalt, Total | 3/12/20 10:22 | 3/12/20 16:47 | | 1.015 | 0.00456 | mg/L | 0.002 | 0.005 | J |
| * Lead, Total | 3/12/20 10:22 | 3/12/20 16:47 | | 1.015 | Not Detected | mg/L | 0.001 | 0.005 | U |
| * Molybdenum, Total | 3/12/20 10:22 | 3/12/20 16:47 | | 1.015 | 0.0240 | mg/L | 0.002 | 0.01 | |
| * Selenium, Total | 3/12/20 10:22 | 3/12/20 16:47 | | 1.015 | Not Detected | mg/L | 0.002 | 0.01 | U |
| * Thallium, Total | 3/12/20 10:22 | 3/12/20 16:47 | | 1.015 | Not Detected | mg/L | 0.0002 | 0.001 | U |
| ***Analytical Method: EPA 245.1*** | ***Analyst: ABB*** | | | | | | | | |
| * Mercury, Total by CVAA | 3/12/20 10:07 | 3/13/20 10:12 | | 1 | Not Detected | mg/L | 0.0003 | 0.0005 | U |
| ***Analytical Method: SM 2540C*** | ***Analyst: TJW*** | | | | | | | | |
| * Solids, Dissolved | 3/5/20 14:30 | 3/16/20 13:40 | | 1 | 840 | mg/L | | 50 | |
| ***Analytical Method: SM4500Cl E*** | ***Analyst: JCC*** | | | | | | | | |
| * Chloride | 3/6/20 11:55 | 3/6/20 11:55 | | 3 | 29.1 | mg/L | 1.50 | 3 | |
| ***Analytical Method: SM4500F G 2017*** | ***Analyst: JCC*** | | | | | | | | |
| * Fluoride | 3/5/20 14:36 | 3/5/20 14:36 | | 1 | 0.397 | mg/L | 0.05 | 0.1 | |
| ***Analytical Method: SM4500SO4 E*** | ***Analyst: JCC*** | | | | | | | | |
| * Sulfate | 3/5/20 13:31 | 3/5/20 13:31 | | 100 | 488 | mg/L | 50.00 | 100 | |
| ***Analytical Method: Field Measurements*** | ***Analyst: DKG*** | | | | | | | | |
| Conductivity | 3/3/20 10:08 | 3/3/20 10:08 | | | 1159.37 | uS/cm | | | FA |
| pH | 3/3/20 10:08 | 3/3/20 10:08 | | | 6.85 | SU | | | FA |
| Temperature | 3/3/20 10:08 | 3/3/20 10:08 | | | 17.54 | C | | | FA |
| Turbidity | 3/3/20 10:08 | 3/3/20 10:08 | | | 8.69 | NTU | | | FA |

MDL's and RL's are adjusted for sample dilution, as applicable

**Comments:**

Reported: 3/30/2020
Version: 3.1
COA_CCR

Alabama Power
General Test Laboratory
744 County Road 87, GSC #8
Calera, AL 35040

# Batch QC Summary

Alabama Power

**Customer Account:** WMWMILAP
**Sample Date:** 3/3/20 10:12
**Customer ID:**
**Delivery Date:** 3/4/20 10:34

**Description**: Miller Ash Pond - MW-3D

**Laboratory ID Number:** BA04490

| Sample | Analysis | Units | MB | MB Limit | Spike | MS | MSD | Standard | Standard Limit | Rec | Rec Limit | Prec | Prec Limit |
|---|---|---|---|---|---|---|---|---|---|---|---|---|---|
| BA04491 | Cadmium, Total | mg/L | -0.00000008 | 0.0001474 | 0.10 | 0.0952 | 0.0945 | 0.101 | 0.085 to 0.115 | 95.2 | 70 to 130 | 0.738 | 20 |
| BA04491 | Arsenic, Total | mg/L | 0.00000006 | 0.0001474 | 0.10 | 0.125 | 0.124 | 0.104 | 0.085 to 0.115 | 101 | 70 to 130 | 0.803 | 20 |
| BA04491 | Molybdenum, Total | mg/L | 0.00000534 | 0.0001474 | 0.10 | 0.0997 | 0.102 | 0.0952 | 0.085 to 0.115 | 91.9 | 70 to 130 | 2.28 | 20 |
| BA04491 | Lead, Total | mg/L | 0.00000146 | 0.0001474 | 0.10 | 0.102 | 0.0978 | 0.0999 | 0.085 to 0.115 | 102 | 70 to 130 | 4.20 | 20 |
| BA04491 | Beryllium, Total | mg/L | 0.0000368 | 0.00088 | 0.10 | 0.0949 | 0.0930 | 0.0944 | 0.085 to 0.115 | 94.9 | 70 to 130 | 2.02 | 20 |
| BA04491 | Lithium, Total | mg/L | 0.0000186 | 0.0154 | 0.20 | 0.334 | 0.333 | 0.200 | 0.17 to 0.23 | 115 | 70 to 130 | 0.300 | 20 |
| BA04491 | Thallium, Total | mg/L | 0.00000518 | 0.0001474 | 0.10 | 0.104 | 0.101 | 0.101 | 0.085 to 0.115 | 104 | 70 to 130 | 2.93 | 20 |
| BA04491 | Barium, Total | mg/L | 0.0000354 | 0.0002 | 0.10 | 0.121 | 0.120 | 0.0928 | 0.085 to 0.115 | 93.5 | 70 to 130 | 0.830 | 20 |
| BA04491 | Calcium, Total | mg/L | -0.00380 | 0.1518 | 5.00 | 112 | 105 | 5.15 | 4.25 to 5.75 | 180 | 70 to 130 | 6.45 | 20 |
| BA04491 | Antimony, Total | mg/L | 0.000128 | 0.00066 | 0.10 | 0.0966 | 0.0967 | 0.0937 | 0.085 to 0.115 | 96.6 | 70 to 130 | 0.103 | 20 |
| BA04491 | Boron, Total | mg/L | 0.00360 | 0.0650254 | 1.00 | 1.45 | 1.45 | 1.00 | 0.85 to 1.15 | 102 | 70 to 130 | 0.00 | 20 |
| BA04491 | Cobalt, Total | mg/L | -0.00000413 | 0.0001474 | 0.10 | 0.0943 | 0.0937 | 0.0994 | 0.085 to 0.115 | 94.3 | 70 to 130 | 0.638 | 20 |
| BA04491 | Chromium, Total | mg/L | -0.0000202 | 0.00044 | 0.10 | 0.0971 | 0.0975 | 0.101 | 0.085 to 0.115 | 97.1 | 70 to 130 | 0.411 | 20 |
| BA04491 | Mercury, Total by CVAA | mg/L | 0.00004 | 0.0005 | 0.004 | 0.00341 | 0.00343 | 0.00384 | 0.0034 to 0.0046 | 85.2 | 70 to 130 | 0.585 | 20 |
| BA04491 | Selenium, Total | mg/L | 0.0000514 | 0.00066 | 0.10 | 0.0977 | 0.0983 | 0.101 | 0.085 to 0.115 | 97.7 | 70 to 130 | 0.612 | 20 |

**Comments:**

Reported: 3/30/2020
Version: 3.1
COA_CCR

Alabama Power
General Test Laboratory
744 County Road 87, GSC #8
Calera, AL 35040

Alabama Power

# Batch QC Summary

**Customer Account:** WMWMILAP
**Sample Date:** 3/3/20 10:12
**Customer ID:**
**Delivery Date:** 3/4/20 10:34

**Description:** Miller Ash Pond - MW-3D

**Laboratory ID Number:** BA04490

| Sample | Analysis | Units | MB | MB Limit | Spike | MS | Sample Duplicate | Standard | Standard Limit | Rec | Rec Limit | Prec | Prec Limit |
|---|---|---|---|---|---|---|---|---|---|---|---|---|---|
| BA04491 | Chloride | mg/L | 0.00651 | 0.50 | 40.0 | 62.8 | 22.6 | 10.2 | 9 to 11 | 98.0 | 80 to 120 | 4.33 | 20 |
| BA04491 | Fluoride | mg/L | 0.0256 | 0.05 | 2.50 | 2.72 | 0.133 | 2.56 | 2.25 to 2.75 | 103 | 80 to 120 | 5.84 | 20 |
| BA04491 | Sulfate | mg/L | -0.559 | 0.50 | 2000 | 2120 | 313 | 18.3 | 18 to 22 | 90.6 | 80 to 120 | 1.29 | 20 |
| BA04491 | Solids, Dissolved | mg/L | 0.0000 | 25 | | | 612 | 56.0 | 40 to 60 | | | 0.810 | 5 |

**Comments:**

Alabama Power
General Test Laboratory
744 County Road 87, GSC #8
Calera, AL 35040

# Certificate Of Analysis

Alabama Power

**Description:** Miller Ash Pond - MW-6V

**Location Code:** WMWMILAP
**Collected:** 3/3/20 12:23
**Customer ID:**
**Submittal Date:** 3/4/20 10:34

**Laboratory ID Number:** BA04491

| Name | Prepared | Analyzed | Vio Spec | DF | Results | Units | MDL | RL | Q |
|---|---|---|---|---|---|---|---|---|---|
| ***Analytical Method: EPA 200.7*** | ***Analyst: RDA*** | | | | ***Preparation Method: EPA 1638*** | | | | |
| * Boron, Total | 3/12/20 16:05 | 3/13/20 10:21 | | 1.015 | 0.431 | mg/L | 0.03 | 0.1 | |
| * Calcium, Total | 3/12/20 16:05 | 3/13/20 11:02 | | 20.3 | 103 | mg/L | 2.03 | 10.15 | RA |
| * Lithium, Total | 3/12/20 16:05 | 3/13/20 10:21 | | 1.015 | 0.104 | mg/L | 0.01 | 0.02 | |
| ***Analytical Method: EPA 200.8*** | ***Analyst: DLJ*** | | | | ***Preparation Method: EPA 1638*** | | | | |
| * Antimony, Total | 3/12/20 10:22 | 3/12/20 16:49 | | 1.015 | Not Detected | mg/L | 0.0008 | 0.003 | U |
| * Arsenic, Total | 3/12/20 10:22 | 3/12/20 16:49 | | 1.015 | 0.0236 | mg/L | 0.001 | 0.005 | |
| * Barium, Total | 3/12/20 10:22 | 3/12/20 16:49 | | 1.015 | 0.0275 | mg/L | 0.002 | 0.01 | |
| * Beryllium, Total | 3/12/20 10:22 | 3/12/20 16:49 | | 1.015 | Not Detected | mg/L | 0.0006 | 0.003 | U |
| * Cadmium, Total | 3/12/20 10:22 | 3/12/20 16:49 | | 1.015 | Not Detected | mg/L | 0.0003 | 0.001 | U |
| * Chromium, Total | 3/12/20 10:22 | 3/12/20 16:49 | | 1.015 | Not Detected | mg/L | 0.002 | 0.01 | U |
| * Cobalt, Total | 3/12/20 10:22 | 3/12/20 16:49 | | 1.015 | Not Detected | mg/L | 0.002 | 0.005 | U |
| * Lead, Total | 3/12/20 10:22 | 3/12/20 16:49 | | 1.015 | Not Detected | mg/L | 0.001 | 0.005 | U |
| * Molybdenum, Total | 3/12/20 10:22 | 3/12/20 16:49 | | 1.015 | 0.00777 | mg/L | 0.002 | 0.01 | J |
| * Selenium, Total | 3/12/20 10:22 | 3/12/20 16:49 | | 1.015 | Not Detected | mg/L | 0.002 | 0.01 | U |
| * Thallium, Total | 3/12/20 10:22 | 3/12/20 16:49 | | 1.015 | Not Detected | mg/L | 0.0002 | 0.001 | U |
| ***Analytical Method: EPA 245.1*** | ***Analyst: ABB*** | | | | | | | | |
| * Mercury, Total by CVAA | 3/12/20 10:07 | 3/13/20 10:14 | | 1 | Not Detected | mg/L | 0.0003 | 0.0005 | U |
| ***Analytical Method: SM 2540C*** | ***Analyst: TJW*** | | | | | | | | |
| * Solids, Dissolved | 3/5/20 14:30 | 3/16/20 13:40 | | 1 | 622 | mg/L | | 50 | |
| ***Analytical Method: SM4500Cl E*** | ***Analyst: JCC*** | | | | | | | | |
| * Chloride | 3/6/20 11:56 | 3/6/20 11:56 | | 3 | 23.6 | mg/L | 1.50 | 3 | |
| ***Analytical Method: SM4500F G 2017*** | ***Analyst: JCC*** | | | | | | | | |
| * Fluoride | 3/5/20 14:37 | 3/5/20 14:37 | | 1 | 0.141 | mg/L | 0.05 | 0.1 | |
| ***Analytical Method: SM4500SO4 E*** | ***Analyst: JCC*** | | | | | | | | |
| * Sulfate | 3/5/20 13:32 | 3/5/20 13:32 | | 100 | 309 | mg/L | 50.00 | 100 | |
| ***Analytical Method: Field Measurements*** | ***Analyst: DKG*** | | | | | | | | |
| Conductivity | 3/3/20 12:20 | 3/3/20 12:20 | | | 905.26 | uS/cm | | | FA |
| pH | 3/3/20 12:20 | 3/3/20 12:20 | | | 7.14 | SU | | | FA |
| Temperature | 3/3/20 12:20 | 3/3/20 12:20 | | | 18.65 | C | | | FA |
| Turbidity | 3/3/20 12:20 | 3/3/20 12:20 | | | 2.63 | NTU | | | FA |

MDL's and RL's are adjusted for sample dilution, as applicable

**Comments:**

Reported: 3/30/2020
Version: 3.1
COA_CCR

Alabama Power
General Test Laboratory
744 County Road 87, GSC #8
Calera, AL 35040

# Batch QC Summary

Alabama Power

**Customer Account:** WMWMILAP
**Sample Date:** 3/3/20 12:23
**Customer ID:**
**Delivery Date:** 3/4/20 10:34

**Description**: Miller Ash Pond - MW-6V

**Laboratory ID Number:** BA04491

| Sample | Analysis | Units | MB | MB Limit | Spike | MS | MSD | Standard | Standard Limit | Rec | Rec Limit | Prec | Prec Limit |
|---|---|---|---|---|---|---|---|---|---|---|---|---|---|
| BA04491 | Cadmium, Total | mg/L | -0.00000008 | 0.0001474 | 0.10 | 0.0952 | 0.0945 | 0.101 | 0.085 to 0.115 | 95.2 | 70 to 130 | 0.738 | 20 |
| BA04491 | Arsenic, Total | mg/L | 0.00000006 | 0.0001474 | 0.10 | 0.125 | 0.124 | 0.104 | 0.085 to 0.115 | 101 | 70 to 130 | 0.803 | 20 |
| BA04491 | Molybdenum, Total | mg/L | 0.00000534 | 0.0001474 | 0.10 | 0.0997 | 0.102 | 0.0952 | 0.085 to 0.115 | 91.9 | 70 to 130 | 2.28 | 20 |
| BA04491 | Lead, Total | mg/L | 0.00000146 | 0.0001474 | 0.10 | 0.102 | 0.0978 | 0.0999 | 0.085 to 0.115 | 102 | 70 to 130 | 4.20 | 20 |
| BA04491 | Lithium, Total | mg/L | 0.0000186 | 0.0154 | 0.20 | 0.334 | 0.333 | 0.200 | 0.17 to 0.23 | 115 | 70 to 130 | 0.300 | 20 |
| BA04491 | Thallium, Total | mg/L | 0.00000518 | 0.0001474 | 0.10 | 0.104 | 0.101 | 0.101 | 0.085 to 0.115 | 104 | 70 to 130 | 2.93 | 20 |
| BA04491 | Barium, Total | mg/L | 0.0000354 | 0.0002 | 0.10 | 0.121 | 0.120 | 0.0928 | 0.085 to 0.115 | 93.5 | 70 to 130 | 0.830 | 20 |
| BA04491 | Calcium, Total | mg/L | -0.00380 | 0.1518 | 5.00 | 112 | 105 | 5.15 | 4.25 to 5.75 | 180 | 70 to 130 | 6.45 | 20 |
| BA04491 | Antimony, Total | mg/L | 0.000128 | 0.00066 | 0.10 | 0.0966 | 0.0967 | 0.0937 | 0.085 to 0.115 | 96.6 | 70 to 130 | 0.103 | 20 |
| BA04491 | Boron, Total | mg/L | 0.00360 | 0.0650254 | 1.00 | 1.45 | 1.45 | 1.00 | 0.85 to 1.15 | 102 | 70 to 130 | 0.00 | 20 |
| BA04491 | Cobalt, Total | mg/L | -0.00000413 | 0.0001474 | 0.10 | 0.0943 | 0.0937 | 0.0994 | 0.085 to 0.115 | 94.3 | 70 to 130 | 0.638 | 20 |
| BA04491 | Chromium, Total | mg/L | -0.0000202 | 0.00044 | 0.10 | 0.0971 | 0.0975 | 0.101 | 0.085 to 0.115 | 97.1 | 70 to 130 | 0.411 | 20 |
| BA04491 | Mercury, Total by CVAA | mg/L | 0.00004 | 0.0005 | 0.004 | 0.00341 | 0.00343 | 0.00384 | 0.0034 to 0.0046 | 85.2 | 70 to 130 | 0.585 | 20 |
| BA04491 | Selenium, Total | mg/L | 0.0000514 | 0.00066 | 0.10 | 0.0977 | 0.0983 | 0.101 | 0.085 to 0.115 | 97.7 | 70 to 130 | 0.612 | 20 |
| BA04491 | Beryllium, Total | mg/L | 0.0000368 | 0.00088 | 0.10 | 0.0949 | 0.0930 | 0.0944 | 0.085 to 0.115 | 94.9 | 70 to 130 | 2.02 | 20 |

**Comments:**

Alabama Power
General Test Laboratory
744 County Road 87, GSC #8
Calera, AL 35040

Alabama Power

# Batch QC Summary

**Customer Account:** WMWMILAP
**Sample Date:** 3/3/20 12:23
**Customer ID:**
**Delivery Date:** 3/4/20 10:34

**Description:** Miller Ash Pond - MW-6V

**Laboratory ID Number:** BA04491

| Sample | Analysis | Units | MB | MB Limit | Spike | MS | Sample Duplicate | Standard | Standard Limit | Rec | Rec Limit | Prec | Prec Limit |
|---|---|---|---|---|---|---|---|---|---|---|---|---|---|
| BA04491 | Chloride | mg/L | 0.00651 | 0.50 | 40.0 | 62.8 | 22.6 | 10.2 | 9 to 11 | 98.0 | 80 to 120 | 4.33 | 20 |
| BA04491 | Fluoride | mg/L | 0.0256 | 0.05 | 2.50 | 2.72 | 0.133 | 2.56 | 2.25 to 2.75 | 103 | 80 to 120 | 5.84 | 20 |
| BA04491 | Sulfate | mg/L | -0.559 | 0.50 | 2000 | 2120 | 313 | 18.3 | 18 to 22 | 90.6 | 80 to 120 | 1.29 | 20 |
| BA04491 | Solids, Dissolved | mg/L | 0.0000 | 25 | | | 612 | 56.0 | 40 to 60 | | | 0.810 | 5 |

**Comments:**

Reported: 3/30/2020
Version: 3.1
COA_CCR

Alabama Power
General Test Laboratory
744 County Road 87, GSC #8
Calera, AL 35040

# Certificate Of Analysis

Alabama Power

**Description:** Miller Ash Pond - MW-6

**Location Code:** WMWMILAP
**Collected:** 3/3/20 13:21
**Customer ID:**
**Submittal Date:** 3/4/20 10:34

**Laboratory ID Number:** BA04492

| Name | Prepared | Analyzed | Vio Spec | DF | Results | Units | MDL | RL | Q |
|---|---|---|---|---|---|---|---|---|---|
| ***Analytical Method: EPA 200.7*** | ***Analyst: RDA*** | | | | ***Preparation Method: EPA 1638*** | | | | |
| * Boron, Total | 3/12/20 16:05 | 3/13/20 10:36 | | 1.015 | 0.895 | mg/L | 0.03 | 0.1 | |
| * Calcium, Total | 3/12/20 16:05 | 3/13/20 11:19 | | 20.3 | 155 | mg/L | 2.03 | 10.15 | |
| * Lithium, Total | 3/12/20 16:05 | 3/13/20 10:36 | | 1.015 | 0.0877 | mg/L | 0.01 | 0.02 | |
| ***Analytical Method: EPA 200.8*** | ***Analyst: DLJ*** | | | | ***Preparation Method: EPA 1638*** | | | | |
| * Antimony, Total | 3/12/20 10:22 | 3/12/20 17:05 | | 1.015 | Not Detected | mg/L | 0.0008 | 0.003 | U |
| * Arsenic, Total | 3/12/20 10:22 | 3/12/20 17:05 | | 1.015 | Not Detected | mg/L | 0.001 | 0.005 | U |
| * Barium, Total | 3/12/20 10:22 | 3/12/20 17:05 | | 1.015 | 0.0257 | mg/L | 0.002 | 0.01 | |
| * Beryllium, Total | 3/12/20 10:22 | 3/12/20 17:05 | | 1.015 | Not Detected | mg/L | 0.0006 | 0.003 | U |
| * Cadmium, Total | 3/12/20 10:22 | 3/12/20 17:05 | | 1.015 | Not Detected | mg/L | 0.0003 | 0.001 | U |
| * Chromium, Total | 3/12/20 10:22 | 3/12/20 17:05 | | 1.015 | Not Detected | mg/L | 0.002 | 0.01 | U |
| * Cobalt, Total | 3/12/20 10:22 | 3/12/20 17:05 | | 1.015 | 0.0186 | mg/L | 0.002 | 0.005 | |
| * Lead, Total | 3/12/20 10:22 | 3/12/20 17:05 | | 1.015 | Not Detected | mg/L | 0.001 | 0.005 | U |
| * Molybdenum, Total | 3/12/20 10:22 | 3/12/20 17:05 | | 1.015 | 0.00282 | mg/L | 0.002 | 0.01 | J |
| * Selenium, Total | 3/12/20 10:22 | 3/12/20 17:05 | | 1.015 | Not Detected | mg/L | 0.002 | 0.01 | U |
| * Thallium, Total | 3/12/20 10:22 | 3/12/20 17:05 | | 1.015 | Not Detected | mg/L | 0.0002 | 0.001 | U |
| ***Analytical Method: EPA 245.1*** | ***Analyst: ABB*** | | | | | | | | |
| * Mercury, Total by CVAA | 3/12/20 12:10 | 3/13/20 10:31 | | 1 | Not Detected | mg/L | 0.0003 | 0.0005 | U |
| ***Analytical Method: SM 2540C*** | ***Analyst: TJW*** | | | | | | | | |
| * Solids, Dissolved | 3/5/20 14:30 | 3/16/20 13:40 | | 1 | 926 | mg/L | | 50 | |
| ***Analytical Method: SM4500Cl E*** | ***Analyst: JCC*** | | | | | | | | |
| * Chloride | 3/6/20 13:32 | 3/6/20 13:32 | | 3 | 35.3 | mg/L | 1.50 | 3 | |
| ***Analytical Method: SM4500F G 2017*** | ***Analyst: JCC*** | | | | | | | | |
| * Fluoride | 3/5/20 14:49 | 3/5/20 14:49 | | 1 | 0.121 | mg/L | 0.05 | 0.1 | |
| ***Analytical Method: SM4500SO4 E*** | ***Analyst: JCC*** | | | | | | | | |
| * Sulfate | 3/5/20 13:44 | 3/5/20 13:44 | | 80 | 600 | mg/L | 40.00 | 80 | |
| ***Analytical Method: Field Measurements*** | ***Analyst: DKG*** | | | | | | | | |
| Conductivity | 3/3/20 13:18 | 3/3/20 13:18 | | | 1146.73 | uS/cm | | | FA |
| pH | 3/3/20 13:18 | 3/3/20 13:18 | | | 6.11 | SU | | | FA |
| Temperature | 3/3/20 13:18 | 3/3/20 13:18 | | | 18.02 | C | | | FA |
| Turbidity | 3/3/20 13:18 | 3/3/20 13:18 | | | 0.29 | NTU | | | FA |

MDL's and RL's are adjusted for sample dilution, as applicable

**Comments:**

Reported: 3/30/2020
Version: 3.1
COA_CCR

Alabama Power
General Test Laboratory
744 County Road 87, GSC #8
Calera, AL 35040

# Batch QC Summary

Alabama Power

**Customer Account:** WMWMILAP
**Sample Date:** 3/3/20 13:21
**Customer ID:**
**Delivery Date:** 3/4/20 10:34

**Description**: Miller Ash Pond - MW-6

**Laboratory ID Number:** BA04492

| Sample | Analysis | Units | MB | MB Limit | Spike | MS | MSD | Standard | Standard Limit | Rec | Rec Limit | Prec | Prec Limit |
|---|---|---|---|---|---|---|---|---|---|---|---|---|---|
| BA04633 | Boron, Total | mg/L | 0.00360 | 0.0650254 | 1.00 | 2.31 | 2.31 | 1.00 | 0.85 to 1.15 | 102 | 70 to 130 | 0.00 | 20 |
| BA04633 | Barium, Total | mg/L | 0.0000354 | 0.0002 | 0.10 | 0.123 | 0.123 | 0.0928 | 0.085 to 0.115 | 93.0 | 70 to 130 | 0.00 | 20 |
| BA04633 | Selenium, Total | mg/L | 0.0000514 | 0.00066 | 0.10 | 0.101 | 0.101 | 0.101 | 0.085 to 0.115 | 98.3 | 70 to 130 | 0.00 | 20 |
| BA04633 | Cobalt, Total | mg/L | -0.00000413 | 0.0001474 | 0.10 | 0.0993 | 0.0998 | 0.0994 | 0.085 to 0.115 | 99.3 | 70 to 130 | 0.502 | 20 |
| BA04633 | Beryllium, Total | mg/L | 0.0000368 | 0.00088 | 0.10 | 0.0949 | 0.0957 | 0.0944 | 0.085 to 0.115 | 94.9 | 70 to 130 | 0.839 | 20 |
| BA04633 | Molybdenum, Total | mg/L | 0.00000534 | 0.0001474 | 0.10 | 0.120 | 0.122 | 0.0952 | 0.085 to 0.115 | 95.0 | 70 to 130 | 1.65 | 20 |
| BA04633 | Cadmium, Total | mg/L | -0.00000008 | 0.0001474 | 0.10 | 0.0974 | 0.0954 | 0.101 | 0.085 to 0.115 | 97.4 | 70 to 130 | 2.07 | 20 |
| BA04633 | Mercury, Total by CVAA | mg/L | 0.00003 | 0.0005 | 0.004 | 0.00392 | 0.0039 | 0.00382 | 0.0034 to 0.0046 | 98.0 | 70 to 130 | 0.512 | 20 |
| BA04633 | Lithium, Total | mg/L | 0.0000186 | 0.0154 | 0.20 | 0.250 | 0.250 | 0.200 | 0.17 to 0.23 | 111 | 70 to 130 | 0.00 | 20 |
| BA04633 | Antimony, Total | mg/L | 0.000128 | 0.00066 | 0.10 | 0.0948 | 0.0970 | 0.0937 | 0.085 to 0.115 | 94.8 | 70 to 130 | 2.29 | 20 |
| BA04633 | Chromium, Total | mg/L | -0.0000202 | 0.00044 | 0.10 | 0.0997 | 0.102 | 0.101 | 0.085 to 0.115 | 99.7 | 70 to 130 | 2.28 | 20 |
| BA04633 | Lead, Total | mg/L | 0.00000146 | 0.0001474 | 0.10 | 0.0995 | 0.100 | 0.0999 | 0.085 to 0.115 | 99.5 | 70 to 130 | 0.501 | 20 |
| BA04633 | Thallium, Total | mg/L | 0.00000518 | 0.0001474 | 0.10 | 0.102 | 0.103 | 0.101 | 0.085 to 0.115 | 102 | 70 to 130 | 0.976 | 20 |
| BA04633 | Arsenic, Total | mg/L | 0.00000006 | 0.0001474 | 0.10 | 0.104 | 0.102 | 0.104 | 0.085 to 0.115 | 104 | 70 to 130 | 1.94 | 20 |
| BA04633 | Calcium, Total | mg/L | -0.00380 | 0.1518 | 5.00 | 72.5 | 72.5 | 5.15 | 4.25 to 5.75 | 114 | 70 to 130 | 0.00 | 20 |

**Comments:**

Alabama Power
General Test Laboratory
744 County Road 87, GSC #8
Calera, AL 35040

Alabama Power

# Batch QC Summary

**Customer Account:** WMWMILAP
**Sample Date:** 3/3/20 13:21
**Customer ID:**
**Delivery Date:** 3/4/20 10:34

**Description:** Miller Ash Pond - MW-6

**Laboratory ID Number:** BA04492

| Sample | Analysis | Units | MB | MB Limit | Spike | MS | Sample Duplicate | Standard | Standard Limit | Rec | Rec Limit | Prec | Prec Limit |
|---|---|---|---|---|---|---|---|---|---|---|---|---|---|
| BA04495 | Sulfate | mg/L | -0.625 | 0.50 | 20.0 | 18.2 | -0.695 | 18.4 | 18 to 22 | 91.0 | 80 to 120 | 0.00 | 20 |
| BA04495 | Fluoride | mg/L | 0.0272 | 0.05 | 2.50 | 2.53 | 0.0256 | 2.53 | 2.25 to 2.75 | 101 | 80 to 120 | 0.00 | 20 |
| BA04494 | Solids, Dissolved | mg/L | 0.0000 | 25 | | | 738 | 56.0 | 40 to 60 | | | 0.136 | 5 |
| BA04633 | Chloride | mg/L | 0.0413 | 0.50 | 10.0 | 15.6 | 5.38 | 10.3 | 9 to 11 | 103 | 80 to 120 | 0.934 | 20 |

**Comments:**

Reported: 3/30/2020
Version: 3.1
COA_CCR

Alabama Power
General Test Laboratory
744 County Road 87, GSC #8
Calera, AL 35040

# Certificate Of Analysis

Alabama Power

**Description:** Miller Ash Pond - MW-7S

**Location Code:** WMWMILAP
**Collected:** 3/3/20 15:10
**Customer ID:**
**Submittal Date:** 3/4/20 10:34

**Laboratory ID Number:** BA04493

| Name | Prepared | Analyzed | Vio Spec | DF | Results | Units | MDL | RL | Q |
|---|---|---|---|---|---|---|---|---|---|
| ***Analytical Method: EPA 200.7*** | ***Analyst: RDA*** | | | | ***Preparation Method: EPA 1638*** | | | | |
| * Boron, Total | 3/12/20 16:05 | 3/13/20 10:39 | | 1.015 | 0.740 | mg/L | 0.03 | 0.1 | |
| * Calcium, Total | 3/12/20 16:05 | 3/13/20 11:21 | | 20.3 | 83.5 | mg/L | 2.03 | 10.15 | |
| * Lithium, Total | 3/12/20 16:05 | 3/13/20 10:39 | | 1.015 | 0.158 | mg/L | 0.01 | 0.02 | |
| ***Analytical Method: EPA 200.8*** | ***Analyst: DLJ*** | | | | ***Preparation Method: EPA 1638*** | | | | |
| * Antimony, Total | 3/12/20 10:22 | 3/12/20 17:08 | | 1.015 | Not Detected | mg/L | 0.0008 | 0.003 | U |
| * Arsenic, Total | 3/12/20 10:22 | 3/12/20 17:08 | | 1.015 | 0.00237 | mg/L | 0.001 | 0.005 | J |
| * Barium, Total | 3/12/20 10:22 | 3/12/20 17:08 | | 1.015 | 0.0383 | mg/L | 0.002 | 0.01 | |
| * Beryllium, Total | 3/12/20 10:22 | 3/12/20 17:08 | | 1.015 | Not Detected | mg/L | 0.0006 | 0.003 | U |
| * Cadmium, Total | 3/12/20 10:22 | 3/12/20 17:08 | | 1.015 | Not Detected | mg/L | 0.0003 | 0.001 | U |
| * Chromium, Total | 3/12/20 10:22 | 3/12/20 17:08 | | 1.015 | Not Detected | mg/L | 0.002 | 0.01 | U |
| * Cobalt, Total | 3/12/20 10:22 | 3/12/20 17:08 | | 1.015 | Not Detected | mg/L | 0.002 | 0.005 | U |
| * Lead, Total | 3/12/20 10:22 | 3/12/20 17:08 | | 1.015 | Not Detected | mg/L | 0.001 | 0.005 | U |
| * Molybdenum, Total | 3/12/20 10:22 | 3/12/20 17:08 | | 1.015 | 0.0344 | mg/L | 0.002 | 0.01 | |
| * Selenium, Total | 3/12/20 10:22 | 3/12/20 17:08 | | 1.015 | Not Detected | mg/L | 0.002 | 0.01 | U |
| * Thallium, Total | 3/12/20 10:22 | 3/12/20 17:08 | | 1.015 | Not Detected | mg/L | 0.0002 | 0.001 | U |
| ***Analytical Method: EPA 245.1*** | ***Analyst: ABB*** | | | | | | | | |
| * Mercury, Total by CVAA | 3/12/20 12:10 | 3/13/20 10:33 | | 1 | Not Detected | mg/L | 0.0003 | 0.0005 | U |
| ***Analytical Method: SM 2540C*** | ***Analyst: TJW*** | | | | | | | | |
| * Solids, Dissolved | 3/5/20 14:30 | 3/16/20 13:40 | | 1 | 600 | mg/L | | 50 | |
| ***Analytical Method: SM4500Cl E*** | ***Analyst: JCC*** | | | | | | | | |
| * Chloride | 3/6/20 13:33 | 3/6/20 13:33 | | 2 | 23.2 | mg/L | 1.00 | 2 | |
| ***Analytical Method: SM4500F G 2017*** | ***Analyst: JCC*** | | | | | | | | |
| * Fluoride | 3/5/20 14:50 | 3/5/20 14:50 | | 1 | 0.219 | mg/L | 0.05 | 0.1 | |
| ***Analytical Method: SM4500SO4 E*** | ***Analyst: JCC*** | | | | | | | | |
| * Sulfate | 3/5/20 13:46 | 3/5/20 13:46 | | 80 | 295 | mg/L | 40.00 | 80 | |
| ***Analytical Method: Field Measurements*** | ***Analyst: DKG*** | | | | | | | | |
| Conductivity | 3/3/20 15:06 | 3/3/20 15:06 | | | 864.30 | uS/cm | | | FA |
| pH | 3/3/20 15:06 | 3/3/20 15:06 | | | 6.55 | SU | | | FA |
| Temperature | 3/3/20 15:06 | 3/3/20 15:06 | | | 17.94 | C | | | FA |
| Turbidity | 3/3/20 15:06 | 3/3/20 15:06 | | | 7.94 | NTU | | | FA |

MDL's and RL's are adjusted for sample dilution, as applicable

**Comments:**

Reported: 3/30/2020
Version: 3.1
COA_CCR

Alabama Power
General Test Laboratory
744 County Road 87, GSC #8
Calera, AL 35040

# Batch QC Summary

Alabama Power

**Customer Account:** WMWMILAP
**Sample Date:** 3/3/20 15:10
**Customer ID:**
**Delivery Date:** 3/4/20 10:34

**Description:** Miller Ash Pond - MW-7S

**Laboratory ID Number:** BA04493

| Sample | Analysis | Units | MB | MB Limit | Spike | MS | MSD | Standard | Standard Limit | Rec | Rec Limit | Prec | Prec Limit |
|---|---|---|---|---|---|---|---|---|---|---|---|---|---|
| BA04633 | Boron, Total | mg/L | 0.00360 | 0.0650254 | 1.00 | 2.31 | 2.31 | 1.00 | 0.85 to 1.15 | 102 | 70 to 130 | 0.00 | 20 |
| BA04633 | Selenium, Total | mg/L | 0.0000514 | 0.00066 | 0.10 | 0.101 | 0.101 | 0.101 | 0.085 to 0.115 | 98.3 | 70 to 130 | 0.00 | 20 |
| BA04633 | Cobalt, Total | mg/L | -0.00000413 | 0.0001474 | 0.10 | 0.0993 | 0.0998 | 0.0994 | 0.085 to 0.115 | 99.3 | 70 to 130 | 0.502 | 20 |
| BA04633 | Barium, Total | mg/L | 0.0000354 | 0.0002 | 0.10 | 0.123 | 0.123 | 0.0928 | 0.085 to 0.115 | 93.0 | 70 to 130 | 0.00 | 20 |
| BA04633 | Beryllium, Total | mg/L | 0.0000368 | 0.00088 | 0.10 | 0.0949 | 0.0957 | 0.0944 | 0.085 to 0.115 | 94.9 | 70 to 130 | 0.839 | 20 |
| BA04633 | Molybdenum, Total | mg/L | 0.00000534 | 0.0001474 | 0.10 | 0.120 | 0.122 | 0.0952 | 0.085 to 0.115 | 95.0 | 70 to 130 | 1.65 | 20 |
| BA04633 | Cadmium, Total | mg/L | -0.00000008 | 0.0001474 | 0.10 | 0.0974 | 0.0954 | 0.101 | 0.085 to 0.115 | 97.4 | 70 to 130 | 2.07 | 20 |
| BA04633 | Mercury, Total by CVAA | mg/L | 0.00003 | 0.0005 | 0.004 | 0.00392 | 0.0039 | 0.00382 | 0.0034 to 0.0046 | 98.0 | 70 to 130 | 0.512 | 20 |
| BA04633 | Lithium, Total | mg/L | 0.0000186 | 0.0154 | 0.20 | 0.250 | 0.250 | 0.200 | 0.17 to 0.23 | 111 | 70 to 130 | 0.00 | 20 |
| BA04633 | Antimony, Total | mg/L | 0.000128 | 0.00066 | 0.10 | 0.0948 | 0.0970 | 0.0937 | 0.085 to 0.115 | 94.8 | 70 to 130 | 2.29 | 20 |
| BA04633 | Chromium, Total | mg/L | -0.0000202 | 0.00044 | 0.10 | 0.0997 | 0.102 | 0.101 | 0.085 to 0.115 | 99.7 | 70 to 130 | 2.28 | 20 |
| BA04633 | Lead, Total | mg/L | 0.00000146 | 0.0001474 | 0.10 | 0.0995 | 0.100 | 0.0999 | 0.085 to 0.115 | 99.5 | 70 to 130 | 0.501 | 20 |
| BA04633 | Thallium, Total | mg/L | 0.00000518 | 0.0001474 | 0.10 | 0.102 | 0.103 | 0.101 | 0.085 to 0.115 | 102 | 70 to 130 | 0.976 | 20 |
| BA04633 | Arsenic, Total | mg/L | 0.00000006 | 0.0001474 | 0.10 | 0.104 | 0.102 | 0.104 | 0.085 to 0.115 | 104 | 70 to 130 | 1.94 | 20 |
| BA04633 | Calcium, Total | mg/L | -0.00380 | 0.1518 | 5.00 | 72.5 | 72.5 | 5.15 | 4.25 to 5.75 | 114 | 70 to 130 | 0.00 | 20 |

**Comments:**

Alabama Power
General Test Laboratory
744 County Road 87, GSC #8
Calera, AL 35040

Alabama Power

# Batch QC Summary

**Customer Account:** WMWMILAP
**Sample Date:** 3/3/20 15:10
**Customer ID:**
**Delivery Date:** 3/4/20 10:34

**Description:** Miller Ash Pond - MW-7S

**Laboratory ID Number:** BA04493

| Sample | Analysis | Units | MB | MB Limit | Spike | MS | Sample Duplicate | Standard | Standard Limit | Rec | Rec Limit | Prec | Prec Limit |
|---|---|---|---|---|---|---|---|---|---|---|---|---|---|
| BA04495 | Sulfate | mg/L | -0.625 | 0.50 | 20.0 | 18.2 | -0.695 | 18.4 | 18 to 22 | 91.0 | 80 to 120 | 0.00 | 20 |
| BA04495 | Fluoride | mg/L | 0.0272 | 0.05 | 2.50 | 2.53 | 0.0256 | 2.53 | 2.25 to 2.75 | 101 | 80 to 120 | 0.00 | 20 |
| BA04494 | Solids, Dissolved | mg/L | 0.0000 | 25 | | | 738 | 56.0 | 40 to 60 | | | 0.136 | 5 |
| BA04633 | Chloride | mg/L | 0.0413 | 0.50 | 10.0 | 15.6 | 5.38 | 10.3 | 9 to 11 | 103 | 80 to 120 | 0.934 | 20 |

**Comments:**

Reported: 3/30/2020
Version: 3.1
COA_CCR

Alabama Power
General Test Laboratory
744 County Road 87, GSC #8
Calera, AL 35040

# Certificate Of Analysis

Alabama Power

**Description:** Miller Ash Pond - MW-7D

**Location Code:** WMWMILAP
**Collected:** 3/3/20 16:00
**Customer ID:**
**Submittal Date:** 3/4/20 10:34

**Laboratory ID Number:** BA04494

| Name | Prepared | Analyzed | Vio Spec | DF | Results | Units | MDL | RL | Q |
|---|---|---|---|---|---|---|---|---|---|
| ***Analytical Method: EPA 200.7*** | ***Analyst: RDA*** | | | | ***Preparation Method: EPA 1638*** | | | | |
| * Boron, Total | 3/12/20 16:05 | 3/13/20 10:42 | | 1.015 | 0.752 | mg/L | 0.03 | 0.1 | |
| * Calcium, Total | 3/12/20 16:05 | 3/13/20 11:24 | | 20.3 | 117 | mg/L | 2.03 | 10.15 | |
| * Lithium, Total | 3/12/20 16:05 | 3/13/20 10:42 | | 1.015 | 0.109 | mg/L | 0.01 | 0.02 | |
| ***Analytical Method: EPA 200.8*** | ***Analyst: DLJ*** | | | | ***Preparation Method: EPA 1638*** | | | | |
| * Antimony, Total | 3/12/20 10:22 | 3/12/20 17:10 | | 1.015 | Not Detected | mg/L | 0.0008 | 0.003 | U |
| * Arsenic, Total | 3/12/20 10:22 | 3/12/20 17:10 | | 1.015 | 0.00224 | mg/L | 0.001 | 0.005 | J |
| * Barium, Total | 3/12/20 10:22 | 3/12/20 17:10 | | 1.015 | 0.0340 | mg/L | 0.002 | 0.01 | |
| * Beryllium, Total | 3/12/20 10:22 | 3/12/20 17:10 | | 1.015 | Not Detected | mg/L | 0.0006 | 0.003 | U |
| * Cadmium, Total | 3/12/20 10:22 | 3/12/20 17:10 | | 1.015 | Not Detected | mg/L | 0.0003 | 0.001 | U |
| * Chromium, Total | 3/12/20 10:22 | 3/12/20 17:10 | | 1.015 | Not Detected | mg/L | 0.002 | 0.01 | U |
| * Cobalt, Total | 3/12/20 10:22 | 3/12/20 17:10 | | 1.015 | Not Detected | mg/L | 0.002 | 0.005 | U |
| * Lead, Total | 3/12/20 10:22 | 3/12/20 17:10 | | 1.015 | Not Detected | mg/L | 0.001 | 0.005 | U |
| * Molybdenum, Total | 3/12/20 10:22 | 3/12/20 17:10 | | 1.015 | 0.00727 | mg/L | 0.002 | 0.01 | J |
| * Selenium, Total | 3/12/20 10:22 | 3/12/20 17:10 | | 1.015 | Not Detected | mg/L | 0.002 | 0.01 | U |
| * Thallium, Total | 3/12/20 10:22 | 3/12/20 17:10 | | 1.015 | Not Detected | mg/L | 0.0002 | 0.001 | U |
| ***Analytical Method: EPA 245.1*** | ***Analyst: ABB*** | | | | | | | | |
| * Mercury, Total by CVAA | 3/12/20 12:10 | 3/13/20 10:36 | | 1 | Not Detected | mg/L | 0.0003 | 0.0005 | U |
| ***Analytical Method: SM 2540C*** | ***Analyst: TJW*** | | | | | | | | |
| * Solids, Dissolved | 3/5/20 14:30 | 3/16/20 13:40 | | 1 | 736 | mg/L | | 50 | |
| ***Analytical Method: SM4500Cl E*** | ***Analyst: JCC*** | | | | | | | | |
| * Chloride | 3/6/20 13:34 | 3/6/20 13:34 | | 2 | 28.6 | mg/L | 1.00 | 2 | |
| ***Analytical Method: SM4500F G 2017*** | ***Analyst: JCC*** | | | | | | | | |
| * Fluoride | 3/5/20 14:51 | 3/5/20 14:51 | | 1 | 0.105 | mg/L | 0.05 | 0.1 | |
| ***Analytical Method: SM4500SO4 E*** | ***Analyst: JCC*** | | | | | | | | |
| * Sulfate | 3/5/20 13:47 | 3/5/20 13:47 | | 80 | 419 | mg/L | 40.00 | 80 | |
| ***Analytical Method: Field Measurements*** | ***Analyst: DKG*** | | | | | | | | |
| Conductivity | 3/3/20 15:57 | 3/3/20 15:57 | | | 1032.36 | uS/cm | | | FA |
| pH | 3/3/20 15:57 | 3/3/20 15:57 | | | 6.74 | SU | | | FA |
| Temperature | 3/3/20 15:57 | 3/3/20 15:57 | | | 17.36 | C | | | FA |
| Turbidity | 3/3/20 15:57 | 3/3/20 15:57 | | | 0.49 | NTU | | | FA |

MDL's and RL's are adjusted for sample dilution, as applicable

**Comments:**

Reported: 3/30/2020
Version: 3.1
COA_CCR

Alabama Power
General Test Laboratory
744 County Road 87, GSC #8
Calera, AL 35040

# Batch QC Summary

Alabama Power

**Customer Account:** WMWMILAP
**Sample Date:** 3/3/20 16:00
**Customer ID:**
**Delivery Date:** 3/4/20 10:34

**Description:** Miller Ash Pond - MW-7D

**Laboratory ID Number:** BA04494

| Sample | Analysis | Units | MB | MB Limit | Spike | MS | MSD | Standard | Standard Limit | Rec | Rec Limit | Prec | Prec Limit |
|---|---|---|---|---|---|---|---|---|---|---|---|---|---|
| BA04633 | Barium, Total | mg/L | 0.0000354 | 0.0002 | 0.10 | 0.123 | 0.123 | 0.0928 | 0.085 to 0.115 | 93.0 | 70 to 130 | 0.00 | 20 |
| BA04633 | Cobalt, Total | mg/L | -0.00000413 | 0.0001474 | 0.10 | 0.0993 | 0.0998 | 0.0994 | 0.085 to 0.115 | 99.3 | 70 to 130 | 0.502 | 20 |
| BA04633 | Boron, Total | mg/L | 0.00360 | 0.0650254 | 1.00 | 2.31 | 2.31 | 1.00 | 0.85 to 1.15 | 102 | 70 to 130 | 0.00 | 20 |
| BA04633 | Selenium, Total | mg/L | 0.0000514 | 0.00066 | 0.10 | 0.101 | 0.101 | 0.101 | 0.085 to 0.115 | 98.3 | 70 to 130 | 0.00 | 20 |
| BA04633 | Beryllium, Total | mg/L | 0.0000368 | 0.00088 | 0.10 | 0.0949 | 0.0957 | 0.0944 | 0.085 to 0.115 | 94.9 | 70 to 130 | 0.839 | 20 |
| BA04633 | Molybdenum, Total | mg/L | 0.00000534 | 0.0001474 | 0.10 | 0.120 | 0.122 | 0.0952 | 0.085 to 0.115 | 95.0 | 70 to 130 | 1.65 | 20 |
| BA04633 | Chromium, Total | mg/L | -0.0000202 | 0.00044 | 0.10 | 0.0997 | 0.102 | 0.101 | 0.085 to 0.115 | 99.7 | 70 to 130 | 2.28 | 20 |
| BA04633 | Lead, Total | mg/L | 0.00000146 | 0.0001474 | 0.10 | 0.0995 | 0.100 | 0.0999 | 0.085 to 0.115 | 99.5 | 70 to 130 | 0.501 | 20 |
| BA04633 | Thallium, Total | mg/L | 0.00000518 | 0.0001474 | 0.10 | 0.102 | 0.103 | 0.101 | 0.085 to 0.115 | 102 | 70 to 130 | 0.976 | 20 |
| BA04633 | Cadmium, Total | mg/L | -0.00000008 | 0.0001474 | 0.10 | 0.0974 | 0.0954 | 0.101 | 0.085 to 0.115 | 97.4 | 70 to 130 | 2.07 | 20 |
| BA04633 | Mercury, Total by CVAA | mg/L | 0.00003 | 0.0005 | 0.004 | 0.00392 | 0.0039 | 0.00382 | 0.0034 to 0.0046 | 98.0 | 70 to 130 | 0.512 | 20 |
| BA04633 | Lithium, Total | mg/L | 0.0000186 | 0.0154 | 0.20 | 0.250 | 0.250 | 0.200 | 0.17 to 0.23 | 111 | 70 to 130 | 0.00 | 20 |
| BA04633 | Antimony, Total | mg/L | 0.000128 | 0.00066 | 0.10 | 0.0948 | 0.0970 | 0.0937 | 0.085 to 0.115 | 94.8 | 70 to 130 | 2.29 | 20 |
| BA04633 | Arsenic, Total | mg/L | 0.00000006 | 0.0001474 | 0.10 | 0.104 | 0.102 | 0.104 | 0.085 to 0.115 | 104 | 70 to 130 | 1.94 | 20 |
| BA04633 | Calcium, Total | mg/L | -0.00380 | 0.1518 | 5.00 | 72.5 | 72.5 | 5.15 | 4.25 to 5.75 | 114 | 70 to 130 | 0.00 | 20 |

**Comments:**

Alabama Power
General Test Laboratory
744 County Road 87, GSC #8
Calera, AL 35040

Alabama Power

# Batch QC Summary

**Customer Account:** WMWMILAP
**Sample Date:** 3/3/20 16:00
**Customer ID:**
**Delivery Date:** 3/4/20 10:34

**Description:** Miller Ash Pond - MW-7D

**Laboratory ID Number:** BA04494

| Sample | Analysis | Units | MB | MB Limit | Spike | MS | Sample Duplicate | Standard | Standard Limit | Rec | Rec Limit | Prec | Prec Limit |
|---|---|---|---|---|---|---|---|---|---|---|---|---|---|
| BA04495 | Sulfate | mg/L | -0.625 | 0.50 | 20.0 | 18.2 | -0.695 | 18.4 | 18 to 22 | 91.0 | 80 to 120 | 0.00 | 20 |
| BA04495 | Fluoride | mg/L | 0.0272 | 0.05 | 2.50 | 2.53 | 0.0256 | 2.53 | 2.25 to 2.75 | 101 | 80 to 120 | 0.00 | 20 |
| BA04494 | Solids, Dissolved | mg/L | 0.0000 | 25 | | | 738 | 56.0 | 40 to 60 | | | 0.136 | 5 |
| BA04633 | Chloride | mg/L | 0.0413 | 0.50 | 10.0 | 15.6 | 5.38 | 10.3 | 9 to 11 | 103 | 80 to 120 | 0.934 | 20 |

**Comments:**

Reported: 3/30/2020
Version: 3.1
COA_CCR

Alabama Power
General Test Laboratory
744 County Road 87, GSC #8
Calera, AL 35040

# Certificate Of Analysis

Alabama Power

**Description:** Miller Ash Pond Field Blank

**Location Code:** WMWMILAPFB
**Collected:** 3/3/20 16:20
**Customer ID:**
**Submittal Date:** 3/4/20 10:34

**Laboratory ID Number:** BA04495

| Name | Prepared | Analyzed | Vio Spec | DF | Results | Units | MDL | RL | Q |
|---|---|---|---|---|---|---|---|---|---|
| ***Analytical Method: EPA 200.7*** | ***Analyst: RDA*** | | | | ***Preparation Method: EPA 1638*** | | | | |
| * Boron, Total | 3/12/20 16:05 | 3/13/20 10:45 | | 1.015 | Not Detected | mg/L | 0.03 | 0.1 | U |
| * Calcium, Total | 3/12/20 16:05 | 3/13/20 10:45 | | 1.015 | Not Detected | mg/L | 0.1 | 0.5 | U |
| * Lithium, Total | 3/12/20 16:05 | 3/13/20 10:45 | | 1.015 | Not Detected | mg/L | 0.01 | 0.02 | U |
| ***Analytical Method: EPA 200.8*** | ***Analyst: DLJ*** | | | | ***Preparation Method: EPA 1638*** | | | | |
| * Antimony, Total | 3/12/20 10:22 | 3/12/20 17:13 | | 1.015 | Not Detected | mg/L | 0.0008 | 0.003 | U |
| * Arsenic, Total | 3/12/20 10:22 | 3/12/20 17:13 | | 1.015 | Not Detected | mg/L | 0.001 | 0.005 | U |
| * Barium, Total | 3/12/20 10:22 | 3/12/20 17:13 | | 1.015 | Not Detected | mg/L | 0.002 | 0.01 | U |
| * Beryllium, Total | 3/12/20 10:22 | 3/12/20 17:13 | | 1.015 | Not Detected | mg/L | 0.0006 | 0.003 | U |
| * Cadmium, Total | 3/12/20 10:22 | 3/12/20 17:13 | | 1.015 | Not Detected | mg/L | 0.0003 | 0.001 | U |
| * Chromium, Total | 3/12/20 10:22 | 3/12/20 17:13 | | 1.015 | Not Detected | mg/L | 0.002 | 0.01 | U |
| * Cobalt, Total | 3/12/20 10:22 | 3/12/20 17:13 | | 1.015 | Not Detected | mg/L | 0.002 | 0.005 | U |
| * Lead, Total | 3/12/20 10:22 | 3/12/20 17:13 | | 1.015 | Not Detected | mg/L | 0.001 | 0.005 | U |
| * Molybdenum, Total | 3/12/20 10:22 | 3/12/20 17:13 | | 1.015 | Not Detected | mg/L | 0.002 | 0.01 | U |
| * Selenium, Total | 3/12/20 10:22 | 3/12/20 17:13 | | 1.015 | Not Detected | mg/L | 0.002 | 0.01 | U |
| * Thallium, Total | 3/12/20 10:22 | 3/12/20 17:13 | | 1.015 | Not Detected | mg/L | 0.0002 | 0.001 | U |
| ***Analytical Method: EPA 245.1*** | ***Analyst: ABB*** | | | | | | | | |
| * Mercury, Total by CVAA | 3/12/20 12:10 | 3/13/20 10:38 | | 1 | Not Detected | mg/L | 0.0003 | 0.0005 | U |
| ***Analytical Method: SM 2540C*** | ***Analyst: TJW*** | | | | | | | | |
| * Solids, Dissolved | 3/5/20 14:30 | 3/16/20 13:40 | | 1 | Not Detected | mg/L | | 25 | U |
| ***Analytical Method: SM4500Cl E*** | ***Analyst: JCC*** | | | | | | | | |
| * Chloride | 3/6/20 13:21 | 3/6/20 13:21 | | 1 | Not Detected | mg/L | 0.50 | 1 | U |
| ***Analytical Method: SM4500F G 2017*** | ***Analyst: JCC*** | | | | | | | | |
| * Fluoride | 3/5/20 14:53 | 3/5/20 14:53 | | 1 | Not Detected | mg/L | 0.05 | 0.1 | U |
| ***Analytical Method: SM4500SO4 E*** | ***Analyst: JCC*** | | | | | | | | |
| * Sulfate | 3/5/20 13:48 | 3/5/20 13:48 | | 1 | Not Detected | mg/L | 0.50 | 1 | U |

MDL's and RL's are adjusted for sample dilution, as applicable

**Comments:**

Reported: 3/30/2020
Version: 3.1
COA_CCR

Alabama Power
General Test Laboratory
744 County Road 87, GSC #8
Calera, AL 35040

# Batch QC Summary

Alabama Power

**Customer Account:** WMWMILAPFB
**Sample Date:** 3/3/20 16:20
**Customer ID:**
**Delivery Date:** 3/4/20 10:34

**Description**: Miller Ash Pond Field Blank

**Laboratory ID Number:** BA04495

| Sample | Analysis | Units | MB | MB Limit | Spike | MS | MSD | Standard | Standard Limit | Rec | Rec Limit | Prec | Prec Limit |
|---|---|---|---|---|---|---|---|---|---|---|---|---|---|
| BA04633 | Boron, Total | mg/L | 0.00360 | 0.0650254 | 1.00 | 2.31 | 2.31 | 1.00 | 0.85 to 1.15 | 102 | 70 to 130 | 0.00 | 20 |
| BA04633 | Barium, Total | mg/L | 0.0000354 | 0.0002 | 0.10 | 0.123 | 0.123 | 0.0928 | 0.085 to 0.115 | 93.0 | 70 to 130 | 0.00 | 20 |
| BA04633 | Selenium, Total | mg/L | 0.0000514 | 0.00066 | 0.10 | 0.101 | 0.101 | 0.101 | 0.085 to 0.115 | 98.3 | 70 to 130 | 0.00 | 20 |
| BA04633 | Cobalt, Total | mg/L | -0.00000413 | 0.0001474 | 0.10 | 0.0993 | 0.0998 | 0.0994 | 0.085 to 0.115 | 99.3 | 70 to 130 | 0.502 | 20 |
| BA04633 | Cadmium, Total | mg/L | -0.00000008 | 0.0001474 | 0.10 | 0.0974 | 0.0954 | 0.101 | 0.085 to 0.115 | 97.4 | 70 to 130 | 2.07 | 20 |
| BA04633 | Mercury, Total by CVAA | mg/L | 0.00003 | 0.0005 | 0.004 | 0.00392 | 0.0039 | 0.00382 | 0.0034 to 0.0046 | 98.0 | 70 to 130 | 0.512 | 20 |
| BA04633 | Lithium, Total | mg/L | 0.0000186 | 0.0154 | 0.20 | 0.250 | 0.250 | 0.200 | 0.17 to 0.23 | 111 | 70 to 130 | 0.00 | 20 |
| BA04633 | Antimony, Total | mg/L | 0.000128 | 0.00066 | 0.10 | 0.0948 | 0.0970 | 0.0937 | 0.085 to 0.115 | 94.8 | 70 to 130 | 2.29 | 20 |
| BA04633 | Chromium, Total | mg/L | -0.0000202 | 0.00044 | 0.10 | 0.0997 | 0.102 | 0.101 | 0.085 to 0.115 | 99.7 | 70 to 130 | 2.28 | 20 |
| BA04633 | Lead, Total | mg/L | 0.00000146 | 0.0001474 | 0.10 | 0.0995 | 0.100 | 0.0999 | 0.085 to 0.115 | 99.5 | 70 to 130 | 0.501 | 20 |
| BA04633 | Thallium, Total | mg/L | 0.00000518 | 0.0001474 | 0.10 | 0.102 | 0.103 | 0.101 | 0.085 to 0.115 | 102 | 70 to 130 | 0.976 | 20 |
| BA04633 | Beryllium, Total | mg/L | 0.0000368 | 0.00088 | 0.10 | 0.0949 | 0.0957 | 0.0944 | 0.085 to 0.115 | 94.9 | 70 to 130 | 0.839 | 20 |
| BA04633 | Molybdenum, Total | mg/L | 0.00000534 | 0.0001474 | 0.10 | 0.120 | 0.122 | 0.0952 | 0.085 to 0.115 | 95.0 | 70 to 130 | 1.65 | 20 |
| BA04633 | Arsenic, Total | mg/L | 0.00000006 | 0.0001474 | 0.10 | 0.104 | 0.102 | 0.104 | 0.085 to 0.115 | 104 | 70 to 130 | 1.94 | 20 |
| BA04633 | Calcium, Total | mg/L | -0.00380 | 0.1518 | 5.00 | 72.5 | 72.5 | 5.15 | 4.25 to 5.75 | 114 | 70 to 130 | 0.00 | 20 |

**Comments:**

Alabama Power
General Test Laboratory
744 County Road 87, GSC #8
Calera, AL 35040

Alabama Power

# Batch QC Summary

**Customer Account:** WMWMILAPFB
**Sample Date:** 3/3/20 16:20
**Customer ID:**
**Delivery Date:** 3/4/20 10:34

**Description:** Miller Ash Pond Field Blank

**Laboratory ID Number:** BA04495

| Sample | Analysis | Units | MB | MB Limit | Spike | MS | Sample Duplicate | Standard | Standard Limit | Rec | Rec Limit | Prec | Prec Limit |
|---|---|---|---|---|---|---|---|---|---|---|---|---|---|
| BA04495 | Sulfate | mg/L | -0.625 | 0.50 | 20.0 | 18.2 | -0.695 | 18.4 | 18 to 22 | 91.0 | 80 to 120 | 0.00 | 20 |
| BA04495 | Fluoride | mg/L | 0.0272 | 0.05 | 2.50 | 2.53 | 0.0256 | 2.53 | 2.25 to 2.75 | 101 | 80 to 120 | 0.00 | 20 |
| BA04494 | Solids, Dissolved | mg/L | 0.0000 | 25 | | | 738 | 56.0 | 40 to 60 | | | 0.136 | 5 |
| BA04633 | Chloride | mg/L | 0.0413 | 0.50 | 10.0 | 15.6 | 5.38 | 10.3 | 9 to 11 | 103 | 80 to 120 | 0.934 | 20 |

**Comments:**

Reported: 3/30/2020
Version: 3.1
COA_CCR

Alabama Power
General Test Laboratory
744 County Road 87, GSC #8
Calera, AL 35040

# Certificate Of Analysis

Alabama Power

**Description:** Miller Ash Pond - MW-8D

**Location Code:** WMWMILAP
**Collected:** 3/3/20 10:40
**Customer ID:**
**Submittal Date:** 3/5/20 14:22

**Laboratory ID Number:** BA04628

| Name | Prepared | Analyzed | Vio Spec | DF | Results | Units | MDL | RL | Q |
|---|---|---|---|---|---|---|---|---|---|
| ***Analytical Method: EPA 200.7*** | ***Analyst: RDA*** | | | | ***Preparation Method: EPA 1638*** | | | | |
| * Boron, Total | 3/12/20 16:05 | 3/13/20 10:48 | | 1.015 | 0.742 | mg/L | 0.03 | 0.1 | |
| * Calcium, Total | 3/12/20 16:05 | 3/13/20 11:27 | | 20.3 | 52.7 | mg/L | 2.03 | 10.15 | |
| * Lithium, Total | 3/12/20 16:05 | 3/13/20 10:48 | | 1.015 | 0.0672 | mg/L | 0.01 | 0.02 | |
| ***Analytical Method: EPA 200.8*** | ***Analyst: DLJ*** | | | | ***Preparation Method: EPA 1638*** | | | | |
| * Antimony, Total | 3/12/20 10:22 | 3/12/20 17:16 | | 1.015 | Not Detected | mg/L | 0.0008 | 0.003 | U |
| * Arsenic, Total | 3/12/20 10:22 | 3/12/20 17:16 | | 1.015 | 0.00166 | mg/L | 0.001 | 0.005 | J |
| * Barium, Total | 3/12/20 10:22 | 3/12/20 17:16 | | 1.015 | 0.0250 | mg/L | 0.002 | 0.01 | |
| * Beryllium, Total | 3/12/20 10:22 | 3/12/20 17:16 | | 1.015 | Not Detected | mg/L | 0.0006 | 0.003 | U |
| * Cadmium, Total | 3/12/20 10:22 | 3/12/20 17:16 | | 1.015 | Not Detected | mg/L | 0.0003 | 0.001 | U |
| * Chromium, Total | 3/12/20 10:22 | 3/12/20 17:16 | | 1.015 | Not Detected | mg/L | 0.002 | 0.01 | U |
| * Cobalt, Total | 3/12/20 10:22 | 3/12/20 17:16 | | 1.015 | 0.00700 | mg/L | 0.002 | 0.005 | |
| * Lead, Total | 3/12/20 10:22 | 3/12/20 17:16 | | 1.015 | Not Detected | mg/L | 0.001 | 0.005 | U |
| * Molybdenum, Total | 3/12/20 10:22 | 3/12/20 17:16 | | 1.015 | 0.00259 | mg/L | 0.002 | 0.01 | J |
| * Selenium, Total | 3/12/20 10:22 | 3/12/20 17:16 | | 1.015 | Not Detected | mg/L | 0.002 | 0.01 | U |
| * Thallium, Total | 3/12/20 10:22 | 3/12/20 17:16 | | 1.015 | Not Detected | mg/L | 0.0002 | 0.001 | U |
| ***Analytical Method: EPA 245.1*** | ***Analyst: ABB*** | | | | | | | | |
| * Mercury, Total by CVAA | 3/12/20 12:10 | 3/13/20 10:40 | | 1 | Not Detected | mg/L | 0.0003 | 0.0005 | U |
| ***Analytical Method: SM 2540C*** | ***Analyst: TJW*** | | | | | | | | |
| * Solids, Dissolved | 3/6/20 10:22 | 3/16/20 13:40 | | 1 | 742 | mg/L | | 50 | |
| ***Analytical Method: SM4500Cl E*** | ***Analyst: JCC*** | | | | | | | | |
| * Chloride | 3/6/20 13:22 | 3/6/20 13:22 | | 1 | 15.1 | mg/L | 0.50 | 1 | |
| ***Analytical Method: SM4500F G 2017*** | ***Analyst: JCC*** | | | | | | | | |
| * Fluoride | 3/5/20 14:52 | 3/5/20 14:52 | | 1 | 0.151 | mg/L | 0.05 | 0.1 | |
| ***Analytical Method: SM4500SO4 E*** | ***Analyst: JCC*** | | | | | | | | |
| * Sulfate | 3/6/20 09:23 | 3/6/20 09:23 | | 80 | 500 | mg/L | 40.00 | 80 | |
| ***Analytical Method: Field Measurements*** | ***Analyst: TJD*** | | | | | | | | |
| Conductivity | 3/3/20 10:35 | 3/3/20 10:35 | | | 978.08 | uS/cm | | | FA |
| pH | 3/3/20 10:35 | 3/3/20 10:35 | | | 5.83 | SU | | | FA |
| Temperature | 3/3/20 10:35 | 3/3/20 10:35 | | | 18.40 | C | | | FA |
| Turbidity | 3/3/20 10:35 | 3/3/20 10:35 | | | 1.28 | NTU | | | FA |

MDL's and RL's are adjusted for sample dilution, as applicable

**Comments:**

Reported: 3/30/2020
Version: 3.1
COA_CCR

Alabama Power
General Test Laboratory
744 County Road 87, GSC #8
Calera, AL 35040

# Batch QC Summary

Alabama Power

**Customer Account:** WMWMILAP
**Sample Date:** 3/3/20 10:40
**Customer ID:**
**Delivery Date:** 3/5/20 14:22

**Description:** Miller Ash Pond - MW-8D

**Laboratory ID Number:** BA04628

| Sample | Analysis | Units | MB | MB Limit | Spike | MS | MSD | Standard | Standard Limit | Rec | Rec Limit | Prec | Prec Limit |
|---|---|---|---|---|---|---|---|---|---|---|---|---|---|
| BA04633 | Boron, Total | mg/L | 0.00360 | 0.0650254 | 1.00 | 2.31 | 2.31 | 1.00 | 0.85 to 1.15 | 102 | 70 to 130 | 0.00 | 20 |
| BA04633 | Barium, Total | mg/L | 0.0000354 | 0.0002 | 0.10 | 0.123 | 0.123 | 0.0928 | 0.085 to 0.115 | 93.0 | 70 to 130 | 0.00 | 20 |
| BA04633 | Cobalt, Total | mg/L | -0.00000413 | 0.0001474 | 0.10 | 0.0993 | 0.0998 | 0.0994 | 0.085 to 0.115 | 99.3 | 70 to 130 | 0.502 | 20 |
| BA04633 | Selenium, Total | mg/L | 0.0000514 | 0.00066 | 0.10 | 0.101 | 0.101 | 0.101 | 0.085 to 0.115 | 98.3 | 70 to 130 | 0.00 | 20 |
| BA04633 | Chromium, Total | mg/L | -0.0000202 | 0.00044 | 0.10 | 0.0997 | 0.102 | 0.101 | 0.085 to 0.115 | 99.7 | 70 to 130 | 2.28 | 20 |
| BA04633 | Lead, Total | mg/L | 0.00000146 | 0.0001474 | 0.10 | 0.0995 | 0.100 | 0.0999 | 0.085 to 0.115 | 99.5 | 70 to 130 | 0.501 | 20 |
| BA04633 | Thallium, Total | mg/L | 0.00000518 | 0.0001474 | 0.10 | 0.102 | 0.103 | 0.101 | 0.085 to 0.115 | 102 | 70 to 130 | 0.976 | 20 |
| BA04633 | Beryllium, Total | mg/L | 0.0000368 | 0.00088 | 0.10 | 0.0949 | 0.0957 | 0.0944 | 0.085 to 0.115 | 94.9 | 70 to 130 | 0.839 | 20 |
| BA04633 | Molybdenum, Total | mg/L | 0.00000534 | 0.0001474 | 0.10 | 0.120 | 0.122 | 0.0952 | 0.085 to 0.115 | 95.0 | 70 to 130 | 1.65 | 20 |
| BA04633 | Cadmium, Total | mg/L | -0.00000008 | 0.0001474 | 0.10 | 0.0974 | 0.0954 | 0.101 | 0.085 to 0.115 | 97.4 | 70 to 130 | 2.07 | 20 |
| BA04633 | Mercury, Total by CVAA | mg/L | 0.00003 | 0.0005 | 0.004 | 0.00392 | 0.0039 | 0.00382 | 0.0034 to 0.0046 | 98.0 | 70 to 130 | 0.512 | 20 |
| BA04633 | Lithium, Total | mg/L | 0.0000186 | 0.0154 | 0.20 | 0.250 | 0.250 | 0.200 | 0.17 to 0.23 | 111 | 70 to 130 | 0.00 | 20 |
| BA04633 | Antimony, Total | mg/L | 0.000128 | 0.00066 | 0.10 | 0.0948 | 0.0970 | 0.0937 | 0.085 to 0.115 | 94.8 | 70 to 130 | 2.29 | 20 |
| BA04633 | Arsenic, Total | mg/L | 0.00000006 | 0.0001474 | 0.10 | 0.104 | 0.102 | 0.104 | 0.085 to 0.115 | 104 | 70 to 130 | 1.94 | 20 |
| BA04633 | Calcium, Total | mg/L | -0.00380 | 0.1518 | 5.00 | 72.5 | 72.5 | 5.15 | 4.25 to 5.75 | 114 | 70 to 130 | 0.00 | 20 |

**Comments:**

Alabama Power
General Test Laboratory
744 County Road 87, GSC #8
Calera, AL 35040

Alabama Power

# Batch QC Summary

**Customer Account:** WMWMILAP
**Sample Date:** 3/3/20 10:40
**Customer ID:**
**Delivery Date:** 3/5/20 14:22

**Description:** Miller Ash Pond - MW-8D

**Laboratory ID Number:** BA04628

| Sample | Analysis | Units | MB | MB Limit | Spike | MS | Sample Duplicate | Standard | Standard Limit | Rec | Rec Limit | Prec | Prec Limit |
|---|---|---|---|---|---|---|---|---|---|---|---|---|---|
| BA04637 | Sulfate | mg/L | -0.657 | 0.50 | 2000 | 2390 | 503 | 18.9 | 18 to 22 | 94.6 | 80 to 120 | 0.999 | 20 |
| BA04495 | Fluoride | mg/L | 0.0272 | 0.05 | 2.50 | 2.53 | 0.0256 | 2.53 | 2.25 to 2.75 | 101 | 80 to 120 | 0.00 | 20 |
| BA04494 | Solids, Dissolved | mg/L | 0.0000 | 25 | | | 738 | 56.0 | 40 to 60 | | | 0.136 | 5 |
| BA04633 | Chloride | mg/L | 0.0413 | 0.50 | 10.0 | 15.6 | 5.38 | 10.3 | 9 to 11 | 103 | 80 to 120 | 0.934 | 20 |

**Comments:**

Reported: 3/30/2020
Version: 3.1
COA_CCR

Alabama Power
General Test Laboratory
744 County Road 87, GSC #8
Calera, AL 35040

# Certificate Of Analysis

Alabama Power

**Description:** Miller Ash Pond - MW-8S

**Location Code:** WMWMILAP
**Collected:** 3/3/20 12:05
**Customer ID:**
**Submittal Date:** 3/5/20 14:22

**Laboratory ID Number:** BA04629

| Name | Prepared | Analyzed | Vio Spec | DF | Results | Units | MDL | RL | Q |
|---|---|---|---|---|---|---|---|---|---|
| ***Analytical Method: EPA 200.7*** | ***Analyst: RDA*** | | | | ***Preparation Method: EPA 1638*** | | | | |
| * Boron, Total | 3/12/20 16:05 | 3/13/20 10:51 | | 1.015 | 0.692 | mg/L | 0.03 | 0.1 | |
| * Calcium, Total | 3/12/20 16:05 | 3/13/20 11:30 | | 20.3 | 49.3 | mg/L | 2.03 | 10.15 | |
| * Lithium, Total | 3/12/20 16:05 | 3/13/20 10:51 | | 1.015 | 0.0304 | mg/L | 0.01 | 0.02 | |
| ***Analytical Method: EPA 200.8*** | ***Analyst: DLJ*** | | | | ***Preparation Method: EPA 1638*** | | | | |
| * Antimony, Total | 3/12/20 10:22 | 3/12/20 17:18 | | 1.015 | 0.00120 | mg/L | 0.0008 | 0.003 | J |
| * Arsenic, Total | 3/12/20 10:22 | 3/12/20 17:18 | | 1.015 | Not Detected | mg/L | 0.001 | 0.005 | U |
| * Barium, Total | 3/12/20 10:22 | 3/12/20 17:18 | | 1.015 | 0.0262 | mg/L | 0.002 | 0.01 | |
| * Beryllium, Total | 3/12/20 10:22 | 3/12/20 17:18 | | 1.015 | Not Detected | mg/L | 0.0006 | 0.003 | U |
| * Cadmium, Total | 3/12/20 10:22 | 3/12/20 17:18 | | 1.015 | Not Detected | mg/L | 0.0003 | 0.001 | U |
| * Chromium, Total | 3/12/20 10:22 | 3/12/20 17:18 | | 1.015 | Not Detected | mg/L | 0.002 | 0.01 | U |
| * Cobalt, Total | 3/12/20 10:22 | 3/12/20 17:18 | | 1.015 | Not Detected | mg/L | 0.002 | 0.005 | U |
| * Lead, Total | 3/12/20 10:22 | 3/12/20 17:18 | | 1.015 | Not Detected | mg/L | 0.001 | 0.005 | U |
| * Molybdenum, Total | 3/12/20 10:22 | 3/12/20 17:18 | | 1.015 | 0.00692 | mg/L | 0.002 | 0.01 | J |
| * Selenium, Total | 3/12/20 10:22 | 3/12/20 17:18 | | 1.015 | 0.00202 | mg/L | 0.002 | 0.01 | J |
| * Thallium, Total | 3/12/20 10:22 | 3/12/20 17:18 | | 1.015 | Not Detected | mg/L | 0.0002 | 0.001 | U |
| ***Analytical Method: EPA 245.1*** | ***Analyst: ABB*** | | | | | | | | |
| * Mercury, Total by CVAA | 3/12/20 12:10 | 3/13/20 10:43 | | 1 | Not Detected | mg/L | 0.0003 | 0.0005 | U |
| ***Analytical Method: SM 2540C*** | ***Analyst: TJW*** | | | | | | | | |
| * Solids, Dissolved | 3/6/20 10:22 | 3/16/20 13:40 | | 1 | 504 | mg/L | | 25 | |
| ***Analytical Method: SM4500Cl E*** | ***Analyst: JCC*** | | | | | | | | |
| * Chloride | 3/6/20 13:23 | 3/6/20 13:23 | | 1 | 13.6 | mg/L | 0.50 | 1 | |
| ***Analytical Method: SM4500F G 2017*** | ***Analyst: JCC*** | | | | | | | | |
| * Fluoride | 3/5/20 15:06 | 3/5/20 15:06 | | 1 | 0.303 | mg/L | 0.05 | 0.1 | |
| ***Analytical Method: SM4500SO4 E*** | ***Analyst: JCC*** | | | | | | | | |
| * Sulfate | 3/6/20 09:25 | 3/6/20 09:25 | | 40 | 309 | mg/L | 20.00 | 40 | |
| ***Analytical Method: Field Measurements*** | ***Analyst: TJD*** | | | | | | | | |
| Conductivity | 3/3/20 12:02 | 3/3/20 12:02 | | | 758.34 | uS/cm | | | FA |
| pH | 3/3/20 12:02 | 3/3/20 12:02 | | | 6.34 | SU | | | FA |
| Temperature | 3/3/20 12:02 | 3/3/20 12:02 | | | 18.71 | C | | | FA |
| Turbidity | 3/3/20 12:02 | 3/3/20 12:02 | | | 1.63 | NTU | | | FA |

MDL's and RL's are adjusted for sample dilution, as applicable

**Comments:**

Reported: 3/30/2020
Version: 3.1
COA_CCR

Alabama Power
General Test Laboratory
744 County Road 87, GSC #8
Calera, AL 35040

# Batch QC Summary

Alabama Power

**Customer Account:** WMWMILAP
**Sample Date:** 3/3/20 12:05
**Customer ID:**
**Delivery Date:** 3/5/20 14:22

**Description**: Miller Ash Pond - MW-8S

**Laboratory ID Number:** BA04629

| Sample | Analysis | Units | MB | MB Limit | Spike | MS | MSD | Standard | Standard Limit | Rec | Rec Limit | Prec | Prec Limit |
|---|---|---|---|---|---|---|---|---|---|---|---|---|---|
| BA04633 | Boron, Total | mg/L | 0.00360 | 0.0650254 | 1.00 | 2.31 | 2.31 | 1.00 | 0.85 to 1.15 | 102 | 70 to 130 | 0.00 | 20 |
| BA04633 | Barium, Total | mg/L | 0.0000354 | 0.0002 | 0.10 | 0.123 | 0.123 | 0.0928 | 0.085 to 0.115 | 93.0 | 70 to 130 | 0.00 | 20 |
| BA04633 | Cobalt, Total | mg/L | -0.00000413 | 0.0001474 | 0.10 | 0.0993 | 0.0998 | 0.0994 | 0.085 to 0.115 | 99.3 | 70 to 130 | 0.502 | 20 |
| BA04633 | Selenium, Total | mg/L | 0.0000514 | 0.00066 | 0.10 | 0.101 | 0.101 | 0.101 | 0.085 to 0.115 | 98.3 | 70 to 130 | 0.00 | 20 |
| BA04633 | Cadmium, Total | mg/L | -0.00000008 | 0.0001474 | 0.10 | 0.0974 | 0.0954 | 0.101 | 0.085 to 0.115 | 97.4 | 70 to 130 | 2.07 | 20 |
| BA04633 | Mercury, Total by CVAA | mg/L | 0.00003 | 0.0005 | 0.004 | 0.00392 | 0.0039 | 0.00382 | 0.0034 to 0.0046 | 98.0 | 70 to 130 | 0.512 | 20 |
| BA04633 | Lithium, Total | mg/L | 0.0000186 | 0.0154 | 0.20 | 0.250 | 0.250 | 0.200 | 0.17 to 0.23 | 111 | 70 to 130 | 0.00 | 20 |
| BA04633 | Antimony, Total | mg/L | 0.000128 | 0.00066 | 0.10 | 0.0948 | 0.0970 | 0.0937 | 0.085 to 0.115 | 94.8 | 70 to 130 | 2.29 | 20 |
| BA04633 | Beryllium, Total | mg/L | 0.0000368 | 0.00088 | 0.10 | 0.0949 | 0.0957 | 0.0944 | 0.085 to 0.115 | 94.9 | 70 to 130 | 0.839 | 20 |
| BA04633 | Molybdenum, Total | mg/L | 0.00000534 | 0.0001474 | 0.10 | 0.120 | 0.122 | 0.0952 | 0.085 to 0.115 | 95.0 | 70 to 130 | 1.65 | 20 |
| BA04633 | Chromium, Total | mg/L | -0.0000202 | 0.00044 | 0.10 | 0.0997 | 0.102 | 0.101 | 0.085 to 0.115 | 99.7 | 70 to 130 | 2.28 | 20 |
| BA04633 | Lead, Total | mg/L | 0.00000146 | 0.0001474 | 0.10 | 0.0995 | 0.100 | 0.0999 | 0.085 to 0.115 | 99.5 | 70 to 130 | 0.501 | 20 |
| BA04633 | Thallium, Total | mg/L | 0.00000518 | 0.0001474 | 0.10 | 0.102 | 0.103 | 0.101 | 0.085 to 0.115 | 102 | 70 to 130 | 0.976 | 20 |
| BA04633 | Arsenic, Total | mg/L | 0.00000006 | 0.0001474 | 0.10 | 0.104 | 0.102 | 0.104 | 0.085 to 0.115 | 104 | 70 to 130 | 1.94 | 20 |
| BA04633 | Calcium, Total | mg/L | -0.00380 | 0.1518 | 5.00 | 72.5 | 72.5 | 5.15 | 4.25 to 5.75 | 114 | 70 to 130 | 0.00 | 20 |

**Comments:**

Alabama Power
General Test Laboratory
744 County Road 87, GSC #8
Calera, AL 35040

Alabama Power

# Batch QC Summary

**Customer Account:** WMWMILAP
**Sample Date:** 3/3/20 12:05
**Customer ID:**
**Delivery Date:** 3/5/20 14:22

**Description:** Miller Ash Pond - MW-8S

**Laboratory ID Number:** BA04629

| Sample | Analysis | Units | MB | MB Limit | Spike | MS | Sample Duplicate | Standard | Standard Limit | Rec | Rec Limit | Prec | Prec Limit |
|---|---|---|---|---|---|---|---|---|---|---|---|---|---|
| BA04637 | Sulfate | mg/L | -0.657 | 0.50 | 2000 | 2390 | 503 | 18.9 | 18 to 22 | 94.6 | 80 to 120 | 0.999 | 20 |
| BA04494 | Solids, Dissolved | mg/L | 0.0000 | 25 | | | 738 | 56.0 | 40 to 60 | | | 0.136 | 5 |
| BA04633 | Chloride | mg/L | 0.0413 | 0.50 | 10.0 | 15.6 | 5.38 | 10.3 | 9 to 11 | 103 | 80 to 120 | 0.934 | 20 |
| BA04638 | Fluoride | mg/L | 0.0285 | 0.05 | 2.50 | 2.69 | 0.171 | 2.56 | 2.25 to 2.75 | 101 | 80 to 120 | 1.16 | 20 |

**Comments:**

Alabama Power
General Test Laboratory
744 County Road 87, GSC #8
Calera, AL 35040

# Certificate Of Analysis

Alabama Power

**Description:** Miller Ash Pond - MW-8S DUP

**Location Code:** WMWMILAP
**Collected:** 3/3/20 12:05
**Customer ID:**
**Submittal Date:** 3/5/20 14:22

**Laboratory ID Number:** BA04630

| Name | Prepared | Analyzed | Vio Spec | DF | Results | Units | MDL | RL | Q |
|---|---|---|---|---|---|---|---|---|---|
| ***Analytical Method: EPA 200.7*** | ***Analyst: RDA*** | | | | ***Preparation Method: EPA 1638*** | | | | |
| * Boron, Total | 3/12/20 16:05 | 3/13/20 10:54 | | 1.015 | 0.692 | mg/L | 0.03 | 0.1 | |
| * Calcium, Total | 3/12/20 16:05 | 3/13/20 11:33 | | 20.3 | 51.4 | mg/L | 2.03 | 10.15 | |
| * Lithium, Total | 3/12/20 16:05 | 3/13/20 10:54 | | 1.015 | 0.0305 | mg/L | 0.01 | 0.02 | |
| ***Analytical Method: EPA 200.8*** | ***Analyst: DLJ*** | | | | ***Preparation Method: EPA 1638*** | | | | |
| * Antimony, Total | 3/12/20 10:22 | 3/12/20 17:21 | | 1.015 | 0.00119 | mg/L | 0.0008 | 0.003 | J |
| * Arsenic, Total | 3/12/20 10:22 | 3/12/20 17:21 | | 1.015 | Not Detected | mg/L | 0.001 | 0.005 | U |
| * Barium, Total | 3/12/20 10:22 | 3/12/20 17:21 | | 1.015 | 0.0261 | mg/L | 0.002 | 0.01 | |
| * Beryllium, Total | 3/12/20 10:22 | 3/12/20 17:21 | | 1.015 | Not Detected | mg/L | 0.0006 | 0.003 | U |
| * Cadmium, Total | 3/12/20 10:22 | 3/12/20 17:21 | | 1.015 | Not Detected | mg/L | 0.0003 | 0.001 | U |
| * Chromium, Total | 3/12/20 10:22 | 3/12/20 17:21 | | 1.015 | Not Detected | mg/L | 0.002 | 0.01 | U |
| * Cobalt, Total | 3/12/20 10:22 | 3/12/20 17:21 | | 1.015 | Not Detected | mg/L | 0.002 | 0.005 | U |
| * Lead, Total | 3/12/20 10:22 | 3/12/20 17:21 | | 1.015 | Not Detected | mg/L | 0.001 | 0.005 | U |
| * Molybdenum, Total | 3/12/20 10:22 | 3/12/20 17:21 | | 1.015 | 0.00716 | mg/L | 0.002 | 0.01 | J |
| * Selenium, Total | 3/12/20 10:22 | 3/12/20 17:21 | | 1.015 | Not Detected | mg/L | 0.002 | 0.01 | U |
| * Thallium, Total | 3/12/20 10:22 | 3/12/20 17:21 | | 1.015 | Not Detected | mg/L | 0.0002 | 0.001 | U |
| ***Analytical Method: EPA 245.1*** | ***Analyst: ABB*** | | | | | | | | |
| * Mercury, Total by CVAA | 3/12/20 12:10 | 3/13/20 10:45 | | 1 | Not Detected | mg/L | 0.0003 | 0.0005 | U |
| ***Analytical Method: SM 2540C*** | ***Analyst: TJW*** | | | | | | | | |
| * Solids, Dissolved | 3/6/20 10:22 | 3/16/20 13:40 | | 1 | 502 | mg/L | | 25 | |
| ***Analytical Method: SM4500Cl E*** | ***Analyst: JCC*** | | | | | | | | |
| * Chloride | 3/6/20 13:24 | 3/6/20 13:24 | | 1 | 13.7 | mg/L | 0.50 | 1 | |
| ***Analytical Method: SM4500F G 2017*** | ***Analyst: JCC*** | | | | | | | | |
| * Fluoride | 3/5/20 15:07 | 3/5/20 15:07 | | 1 | 0.296 | mg/L | 0.05 | 0.1 | |
| ***Analytical Method: SM4500SO4 E*** | ***Analyst: JCC*** | | | | | | | | |
| * Sulfate | 3/6/20 09:26 | 3/6/20 09:26 | | 40 | 320 | mg/L | 20.00 | 40 | |
| ***Analytical Method: Field Measurements*** | ***Analyst: TJD*** | | | | | | | | |
| Conductivity | 3/3/20 12:02 | 3/3/20 12:02 | | | 758.34 | uS/cm | | | FA |
| pH | 3/3/20 12:02 | 3/3/20 12:02 | | | 6.34 | SU | | | FA |
| Temperature | 3/3/20 12:02 | 3/3/20 12:02 | | | 18.71 | C | | | FA |
| Turbidity | 3/3/20 12:02 | 3/3/20 12:02 | | | 1.63 | NTU | | | FA |

MDL's and RL's are adjusted for sample dilution, as applicable

**Comments:**

Reported: 3/30/2020
Version: 3.1
COA_CCR

Alabama Power
General Test Laboratory
744 County Road 87, GSC #8
Calera, AL 35040

# Batch QC Summary

Alabama Power

**Customer Account:** WMWMILAP
**Sample Date:** 3/3/20 12:05
**Customer ID:**
**Delivery Date:** 3/5/20 14:22

**Description:** Miller Ash Pond - MW-8S DUP

**Laboratory ID Number:** BA04630

| Sample | Analysis | Units | MB | MB Limit | Spike | MS | MSD | Standard | Standard Limit | Rec | Rec Limit | Prec | Prec Limit |
|---|---|---|---|---|---|---|---|---|---|---|---|---|---|
| BA04633 | Boron, Total | mg/L | 0.00360 | 0.0650254 | 1.00 | 2.31 | 2.31 | 1.00 | 0.85 to 1.15 | 102 | 70 to 130 | 0.00 | 20 |
| BA04633 | Selenium, Total | mg/L | 0.0000514 | 0.00066 | 0.10 | 0.101 | 0.101 | 0.101 | 0.085 to 0.115 | 98.3 | 70 to 130 | 0.00 | 20 |
| BA04633 | Barium, Total | mg/L | 0.0000354 | 0.0002 | 0.10 | 0.123 | 0.123 | 0.0928 | 0.085 to 0.115 | 93.0 | 70 to 130 | 0.00 | 20 |
| BA04633 | Cobalt, Total | mg/L | -0.00000413 | 0.0001474 | 0.10 | 0.0993 | 0.0998 | 0.0994 | 0.085 to 0.115 | 99.3 | 70 to 130 | 0.502 | 20 |
| BA04633 | Chromium, Total | mg/L | -0.0000202 | 0.00044 | 0.10 | 0.0997 | 0.102 | 0.101 | 0.085 to 0.115 | 99.7 | 70 to 130 | 2.28 | 20 |
| BA04633 | Lead, Total | mg/L | 0.00000146 | 0.0001474 | 0.10 | 0.0995 | 0.100 | 0.0999 | 0.085 to 0.115 | 99.5 | 70 to 130 | 0.501 | 20 |
| BA04633 | Thallium, Total | mg/L | 0.00000518 | 0.0001474 | 0.10 | 0.102 | 0.103 | 0.101 | 0.085 to 0.115 | 102 | 70 to 130 | 0.976 | 20 |
| BA04633 | Beryllium, Total | mg/L | 0.0000368 | 0.00088 | 0.10 | 0.0949 | 0.0957 | 0.0944 | 0.085 to 0.115 | 94.9 | 70 to 130 | 0.839 | 20 |
| BA04633 | Molybdenum, Total | mg/L | 0.00000534 | 0.0001474 | 0.10 | 0.120 | 0.122 | 0.0952 | 0.085 to 0.115 | 95.0 | 70 to 130 | 1.65 | 20 |
| BA04633 | Cadmium, Total | mg/L | -0.00000008 | 0.0001474 | 0.10 | 0.0974 | 0.0954 | 0.101 | 0.085 to 0.115 | 97.4 | 70 to 130 | 2.07 | 20 |
| BA04633 | Mercury, Total by CVAA | mg/L | 0.00003 | 0.0005 | 0.004 | 0.00392 | 0.0039 | 0.00382 | 0.0034 to 0.0046 | 98.0 | 70 to 130 | 0.512 | 20 |
| BA04633 | Lithium, Total | mg/L | 0.0000186 | 0.0154 | 0.20 | 0.250 | 0.250 | 0.200 | 0.17 to 0.23 | 111 | 70 to 130 | 0.00 | 20 |
| BA04633 | Antimony, Total | mg/L | 0.000128 | 0.00066 | 0.10 | 0.0948 | 0.0970 | 0.0937 | 0.085 to 0.115 | 94.8 | 70 to 130 | 2.29 | 20 |
| BA04633 | Arsenic, Total | mg/L | 0.00000006 | 0.0001474 | 0.10 | 0.104 | 0.102 | 0.104 | 0.085 to 0.115 | 104 | 70 to 130 | 1.94 | 20 |
| BA04633 | Calcium, Total | mg/L | -0.00380 | 0.1518 | 5.00 | 72.5 | 72.5 | 5.15 | 4.25 to 5.75 | 114 | 70 to 130 | 0.00 | 20 |

**Comments:**

Alabama Power
General Test Laboratory
744 County Road 87, GSC #8
Calera, AL 35040

Alabama Power

# Batch QC Summary

**Customer Account:** WMWMILAP
**Sample Date:** 3/3/20 12:05
**Customer ID:**
**Delivery Date:** 3/5/20 14:22

**Description:** Miller Ash Pond - MW-8S DUP

**Laboratory ID Number:** BA04630

| Sample | Analysis | Units | MB | MB Limit | Spike | MS | Sample Duplicate | Standard | Standard Limit | Rec | Rec Limit | Prec | Prec Limit |
|---|---|---|---|---|---|---|---|---|---|---|---|---|---|
| BA04637 | Sulfate | mg/L | -0.657 | 0.50 | 2000 | 2390 | 503 | 18.9 | 18 to 22 | 94.6 | 80 to 120 | 0.999 | 20 |
| BA04494 | Solids, Dissolved | mg/L | 0.0000 | 25 | | | 738 | 56.0 | 40 to 60 | | | 0.136 | 5 |
| BA04633 | Chloride | mg/L | 0.0413 | 0.50 | 10.0 | 15.6 | 5.38 | 10.3 | 9 to 11 | 103 | 80 to 120 | 0.934 | 20 |
| BA04638 | Fluoride | mg/L | 0.0285 | 0.05 | 2.50 | 2.69 | 0.171 | 2.56 | 2.25 to 2.75 | 101 | 80 to 120 | 1.16 | 20 |

**Comments:**

Alabama Power
General Test Laboratory
744 County Road 87, GSC #8
Calera, AL 35040

# Certificate Of Analysis

Alabama Power

**Description:** Miller Ash Pond - MW-9D

**Location Code:** WMWMILAP
**Collected:** 3/3/20 13:28
**Customer ID:**
**Submittal Date:** 3/5/20 14:22

**Laboratory ID Number:** BA04631

| Name | Prepared | Analyzed | Vio Spec | DF | Results | Units | MDL | RL | Q |
|---|---|---|---|---|---|---|---|---|---|
| ***Analytical Method: EPA 200.7*** | ***Analyst: RDA*** | | | | ***Preparation Method: EPA 1638*** | | | | |
| * Boron, Total | 3/12/20 16:05 | 3/13/20 10:56 | | 1.015 | 0.769 | mg/L | 0.03 | 0.1 | |
| * Calcium, Total | 3/12/20 16:05 | 3/13/20 11:36 | | 20.3 | 70.8 | mg/L | 2.03 | 10.15 | |
| * Lithium, Total | 3/12/20 16:05 | 3/13/20 10:56 | | 1.015 | 0.0802 | mg/L | 0.01 | 0.02 | |
| ***Analytical Method: EPA 200.8*** | ***Analyst: DLJ*** | | | | ***Preparation Method: EPA 1638*** | | | | |
| * Antimony, Total | 3/12/20 10:22 | 3/12/20 17:24 | | 1.015 | Not Detected | mg/L | 0.0008 | 0.003 | U |
| * Arsenic, Total | 3/12/20 10:22 | 3/12/20 17:24 | | 1.015 | 0.00191 | mg/L | 0.001 | 0.005 | J |
| * Barium, Total | 3/12/20 10:22 | 3/12/20 17:24 | | 1.015 | 0.0122 | mg/L | 0.002 | 0.01 | |
| * Beryllium, Total | 3/12/20 10:22 | 3/12/20 17:24 | | 1.015 | Not Detected | mg/L | 0.0006 | 0.003 | U |
| * Cadmium, Total | 3/12/20 10:22 | 3/12/20 17:24 | | 1.015 | Not Detected | mg/L | 0.0003 | 0.001 | U |
| * Chromium, Total | 3/12/20 10:22 | 3/12/20 17:24 | | 1.015 | Not Detected | mg/L | 0.002 | 0.01 | U |
| * Cobalt, Total | 3/12/20 10:22 | 3/12/20 17:24 | | 1.015 | 0.0203 | mg/L | 0.002 | 0.005 | |
| * Lead, Total | 3/12/20 10:22 | 3/12/20 17:24 | | 1.015 | Not Detected | mg/L | 0.001 | 0.005 | U |
| * Molybdenum, Total | 3/12/20 10:22 | 3/12/20 17:24 | | 1.015 | Not Detected | mg/L | 0.002 | 0.01 | U |
| * Selenium, Total | 3/12/20 10:22 | 3/12/20 17:24 | | 1.015 | Not Detected | mg/L | 0.002 | 0.01 | U |
| * Thallium, Total | 3/12/20 10:22 | 3/12/20 17:24 | | 1.015 | Not Detected | mg/L | 0.0002 | 0.001 | U |
| ***Analytical Method: EPA 245.1*** | ***Analyst: ABB*** | | | | | | | | |
| * Mercury, Total by CVAA | 3/12/20 12:10 | 3/13/20 10:48 | | 1 | Not Detected | mg/L | 0.0003 | 0.0005 | U |
| ***Analytical Method: SM 2540C*** | ***Analyst: TJW*** | | | | | | | | |
| * Solids, Dissolved | 3/6/20 10:22 | 3/16/20 13:40 | | 1 | 816 | mg/L | | 50 | |
| ***Analytical Method: SM4500Cl E*** | ***Analyst: JCC*** | | | | | | | | |
| * Chloride | 3/6/20 13:26 | 3/6/20 13:26 | | 1 | 10.3 | mg/L | 0.50 | 1 | |
| ***Analytical Method: SM4500F G 2017*** | ***Analyst: JCC*** | | | | | | | | |
| * Fluoride | 3/5/20 15:08 | 3/5/20 15:08 | | 1 | 0.158 | mg/L | 0.05 | 0.1 | |
| ***Analytical Method: SM4500SO4 E*** | ***Analyst: JCC*** | | | | | | | | |
| * Sulfate | 3/6/20 09:27 | 3/6/20 09:27 | | 80 | 585 | mg/L | 40.00 | 80 | |
| ***Analytical Method: Field Measurements*** | ***Analyst: TJD*** | | | | | | | | |
| Conductivity | 3/3/20 13:26 | 3/3/20 13:26 | | | 1063.44 | uS/cm | | | FA |
| pH | 3/3/20 13:26 | 3/3/20 13:26 | | | 5.71 | SU | | | FA |
| Temperature | 3/3/20 13:26 | 3/3/20 13:26 | | | 18.46 | C | | | FA |
| Turbidity | 3/3/20 13:26 | 3/3/20 13:26 | | | 0.66 | NTU | | | FA |

MDL's and RL's are adjusted for sample dilution, as applicable

**Comments:**

Reported: 3/30/2020
Version: 3.1
COA_CCR

Alabama Power
General Test Laboratory
744 County Road 87, GSC #8
Calera, AL 35040

# Batch QC Summary

Alabama Power

**Customer Account:** WMWMILAP
**Sample Date:** 3/3/20 13:28
**Customer ID:**
**Delivery Date:** 3/5/20 14:22

**Description:** Miller Ash Pond - MW-9D

**Laboratory ID Number:** BA04631

| Sample | Analysis | Units | MB | MB Limit | Spike | MS | MSD | Standard | Standard Limit | Rec | Rec Limit | Prec | Prec Limit |
|---|---|---|---|---|---|---|---|---|---|---|---|---|---|
| BA04633 | Boron, Total | mg/L | 0.00360 | 0.0650254 | 1.00 | 2.31 | 2.31 | 1.00 | 0.85 to 1.15 | 102 | 70 to 130 | 0.00 | 20 |
| BA04633 | Selenium, Total | mg/L | 0.0000514 | 0.00066 | 0.10 | 0.101 | 0.101 | 0.101 | 0.085 to 0.115 | 98.3 | 70 to 130 | 0.00 | 20 |
| BA04633 | Cobalt, Total | mg/L | -0.00000413 | 0.0001474 | 0.10 | 0.0993 | 0.0998 | 0.0994 | 0.085 to 0.115 | 99.3 | 70 to 130 | 0.502 | 20 |
| BA04633 | Barium, Total | mg/L | 0.0000354 | 0.0002 | 0.10 | 0.123 | 0.123 | 0.0928 | 0.085 to 0.115 | 93.0 | 70 to 130 | 0.00 | 20 |
| BA04633 | Beryllium, Total | mg/L | 0.0000368 | 0.00088 | 0.10 | 0.0949 | 0.0957 | 0.0944 | 0.085 to 0.115 | 94.9 | 70 to 130 | 0.839 | 20 |
| BA04633 | Molybdenum, Total | mg/L | 0.00000534 | 0.0001474 | 0.10 | 0.120 | 0.122 | 0.0952 | 0.085 to 0.115 | 95.0 | 70 to 130 | 1.65 | 20 |
| BA04633 | Cadmium, Total | mg/L | -0.00000008 | 0.0001474 | 0.10 | 0.0974 | 0.0954 | 0.101 | 0.085 to 0.115 | 97.4 | 70 to 130 | 2.07 | 20 |
| BA04633 | Mercury, Total by CVAA | mg/L | 0.00003 | 0.0005 | 0.004 | 0.00392 | 0.0039 | 0.00382 | 0.0034 to 0.0046 | 98.0 | 70 to 130 | 0.512 | 20 |
| BA04633 | Lithium, Total | mg/L | 0.0000186 | 0.0154 | 0.20 | 0.250 | 0.250 | 0.200 | 0.17 to 0.23 | 111 | 70 to 130 | 0.00 | 20 |
| BA04633 | Antimony, Total | mg/L | 0.000128 | 0.00066 | 0.10 | 0.0948 | 0.0970 | 0.0937 | 0.085 to 0.115 | 94.8 | 70 to 130 | 2.29 | 20 |
| BA04633 | Chromium, Total | mg/L | -0.0000202 | 0.00044 | 0.10 | 0.0997 | 0.102 | 0.101 | 0.085 to 0.115 | 99.7 | 70 to 130 | 2.28 | 20 |
| BA04633 | Lead, Total | mg/L | 0.00000146 | 0.0001474 | 0.10 | 0.0995 | 0.100 | 0.0999 | 0.085 to 0.115 | 99.5 | 70 to 130 | 0.501 | 20 |
| BA04633 | Thallium, Total | mg/L | 0.00000518 | 0.0001474 | 0.10 | 0.102 | 0.103 | 0.101 | 0.085 to 0.115 | 102 | 70 to 130 | 0.976 | 20 |
| BA04633 | Arsenic, Total | mg/L | 0.00000006 | 0.0001474 | 0.10 | 0.104 | 0.102 | 0.104 | 0.085 to 0.115 | 104 | 70 to 130 | 1.94 | 20 |
| BA04633 | Calcium, Total | mg/L | -0.00380 | 0.1518 | 5.00 | 72.5 | 72.5 | 5.15 | 4.25 to 5.75 | 114 | 70 to 130 | 0.00 | 20 |

**Comments:**

Alabama Power
General Test Laboratory
744 County Road 87, GSC #8
Calera, AL 35040

Alabama Power

# Batch QC Summary

**Customer Account:** WMWMILAP
**Sample Date:** 3/3/20 13:28
**Customer ID:**
**Delivery Date:** 3/5/20 14:22

**Description:** Miller Ash Pond - MW-9D

**Laboratory ID Number:** BA04631

| Sample | Analysis | Units | MB | MB Limit | Spike | MS | Sample Duplicate | Standard | Standard Limit | Rec | Rec Limit | Prec | Prec Limit |
|---|---|---|---|---|---|---|---|---|---|---|---|---|---|
| BA04637 | Sulfate | mg/L | -0.657 | 0.50 | 2000 | 2390 | 503 | 18.9 | 18 to 22 | 94.6 | 80 to 120 | 0.999 | 20 |
| BA04494 | Solids, Dissolved | mg/L | 0.0000 | 25 | | | 738 | 56.0 | 40 to 60 | | | 0.136 | 5 |
| BA04633 | Chloride | mg/L | 0.0413 | 0.50 | 10.0 | 15.6 | 5.38 | 10.3 | 9 to 11 | 103 | 80 to 120 | 0.934 | 20 |
| BA04638 | Fluoride | mg/L | 0.0285 | 0.05 | 2.50 | 2.69 | 0.171 | 2.56 | 2.25 to 2.75 | 101 | 80 to 120 | 1.16 | 20 |

**Comments:**

Alabama Power
General Test Laboratory
744 County Road 87, GSC #8
Calera, AL 35040

# Certificate Of Analysis

Alabama Power

**Description:** Miller Ash Pond - MW-9S

**Location Code:** WMWMILAP
**Collected:** 3/3/20 14:50
**Customer ID:**
**Submittal Date:** 3/5/20 14:22

**Laboratory ID Number:** BA04632

| Name | Prepared | Analyzed | Vio Spec | DF | Results | Units | MDL | RL | Q |
|---|---|---|---|---|---|---|---|---|---|
| ***Analytical Method: EPA 200.7*** | ***Analyst: RDA*** | | | | ***Preparation Method: EPA 1638*** | | | | |
| * Boron, Total | 3/12/20 16:05 | 3/13/20 10:59 | | 1.015 | 1.41 | mg/L | 0.03 | 0.1 | |
| * Calcium, Total | 3/12/20 16:05 | 3/13/20 11:39 | | 20.3 | 66.0 | mg/L | 2.03 | 10.15 | |
| * Lithium, Total | 3/12/20 16:05 | 3/13/20 10:59 | | 1.015 | 0.117 | mg/L | 0.01 | 0.02 | |
| ***Analytical Method: EPA 200.8*** | ***Analyst: DLJ*** | | | | ***Preparation Method: EPA 1638*** | | | | |
| * Antimony, Total | 3/12/20 10:22 | 3/12/20 17:26 | | 1.015 | Not Detected | mg/L | 0.0008 | 0.003 | U |
| * Arsenic, Total | 3/12/20 10:22 | 3/12/20 17:26 | | 1.015 | Not Detected | mg/L | 0.001 | 0.005 | U |
| * Barium, Total | 3/12/20 10:22 | 3/12/20 17:26 | | 1.015 | 0.0268 | mg/L | 0.002 | 0.01 | |
| * Beryllium, Total | 3/12/20 10:22 | 3/12/20 17:26 | | 1.015 | Not Detected | mg/L | 0.0006 | 0.003 | U |
| * Cadmium, Total | 3/12/20 10:22 | 3/12/20 17:26 | | 1.015 | Not Detected | mg/L | 0.0003 | 0.001 | U |
| * Chromium, Total | 3/12/20 10:22 | 3/12/20 17:26 | | 1.015 | Not Detected | mg/L | 0.002 | 0.01 | U |
| * Cobalt, Total | 3/12/20 10:22 | 3/12/20 17:26 | | 1.015 | Not Detected | mg/L | 0.002 | 0.005 | U |
| * Lead, Total | 3/12/20 10:22 | 3/12/20 17:26 | | 1.015 | Not Detected | mg/L | 0.001 | 0.005 | U |
| * Molybdenum, Total | 3/12/20 10:22 | 3/12/20 17:26 | | 1.015 | Not Detected | mg/L | 0.002 | 0.01 | U |
| * Selenium, Total | 3/12/20 10:22 | 3/12/20 17:26 | | 1.015 | 0.00584 | mg/L | 0.002 | 0.01 | J |
| * Thallium, Total | 3/12/20 10:22 | 3/12/20 17:26 | | 1.015 | Not Detected | mg/L | 0.0002 | 0.001 | U |
| ***Analytical Method: EPA 245.1*** | ***Analyst: ABB*** | | | | | | | | |
| * Mercury, Total by CVAA | 3/12/20 12:10 | 3/13/20 10:50 | | 1 | Not Detected | mg/L | 0.0003 | 0.0005 | U |
| ***Analytical Method: SM 2540C*** | ***Analyst: TJW*** | | | | | | | | |
| * Solids, Dissolved | 3/6/20 10:22 | 3/16/20 13:40 | | 1 | 650 | mg/L | | 50 | |
| ***Analytical Method: SM4500Cl E*** | ***Analyst: JCC*** | | | | | | | | |
| * Chloride | 3/6/20 13:27 | 3/6/20 13:27 | | 1 | 4.18 | mg/L | 0.50 | 1 | |
| ***Analytical Method: SM4500F G 2017*** | ***Analyst: JCC*** | | | | | | | | |
| * Fluoride | 3/5/20 15:10 | 3/5/20 15:10 | | 1 | 0.287 | mg/L | 0.05 | 0.1 | |
| ***Analytical Method: SM4500SO4 E*** | ***Analyst: JCC*** | | | | | | | | |
| * Sulfate | 3/6/20 09:28 | 3/6/20 09:28 | | 80 | 425 | mg/L | 40.00 | 80 | |
| ***Analytical Method: Field Measurements*** | ***Analyst: TJD*** | | | | | | | | |
| Conductivity | 3/3/20 14:45 | 3/3/20 14:45 | | | 830.39 | uS/cm | | | FA |
| pH | 3/3/20 14:45 | 3/3/20 14:45 | | | 5.99 | SU | | | FA |
| Temperature | 3/3/20 14:45 | 3/3/20 14:45 | | | 19.29 | C | | | FA |
| Turbidity | 3/3/20 14:45 | 3/3/20 14:45 | | | 0.94 | NTU | | | FA |

MDL's and RL's are adjusted for sample dilution, as applicable

**Comments:**

Reported: 3/30/2020
Version: 3.1
COA_CCR

Alabama Power
General Test Laboratory
744 County Road 87, GSC #8
Calera, AL 35040

# Batch QC Summary

Alabama Power

**Customer Account:** WMWMILAP
**Sample Date:** 3/3/20 14:50
**Customer ID:**
**Delivery Date:** 3/5/20 14:22

**Description**: Miller Ash Pond - MW-9S

**Laboratory ID Number:** BA04632

| Sample | Analysis | Units | MB | MB Limit | Spike | MS | MSD | Standard | Standard Limit | Rec | Rec Limit | Prec | Prec Limit |
|---|---|---|---|---|---|---|---|---|---|---|---|---|---|
| BA04633 | Boron, Total | mg/L | 0.00360 | 0.0650254 | 1.00 | 2.31 | 2.31 | 1.00 | 0.85 to 1.15 | 102 | 70 to 130 | 0.00 | 20 |
| BA04633 | Barium, Total | mg/L | 0.0000354 | 0.0002 | 0.10 | 0.123 | 0.123 | 0.0928 | 0.085 to 0.115 | 93.0 | 70 to 130 | 0.00 | 20 |
| BA04633 | Selenium, Total | mg/L | 0.0000514 | 0.00066 | 0.10 | 0.101 | 0.101 | 0.101 | 0.085 to 0.115 | 98.3 | 70 to 130 | 0.00 | 20 |
| BA04633 | Cobalt, Total | mg/L | -0.00000413 | 0.0001474 | 0.10 | 0.0993 | 0.0998 | 0.0994 | 0.085 to 0.115 | 99.3 | 70 to 130 | 0.502 | 20 |
| BA04633 | Cadmium, Total | mg/L | -0.00000008 | 0.0001474 | 0.10 | 0.0974 | 0.0954 | 0.101 | 0.085 to 0.115 | 97.4 | 70 to 130 | 2.07 | 20 |
| BA04633 | Mercury, Total by CVAA | mg/L | 0.00003 | 0.0005 | 0.004 | 0.00392 | 0.0039 | 0.00382 | 0.0034 to 0.0046 | 98.0 | 70 to 130 | 0.512 | 20 |
| BA04633 | Lithium, Total | mg/L | 0.0000186 | 0.0154 | 0.20 | 0.250 | 0.250 | 0.200 | 0.17 to 0.23 | 111 | 70 to 130 | 0.00 | 20 |
| BA04633 | Antimony, Total | mg/L | 0.000128 | 0.00066 | 0.10 | 0.0948 | 0.0970 | 0.0937 | 0.085 to 0.115 | 94.8 | 70 to 130 | 2.29 | 20 |
| BA04633 | Beryllium, Total | mg/L | 0.0000368 | 0.00088 | 0.10 | 0.0949 | 0.0957 | 0.0944 | 0.085 to 0.115 | 94.9 | 70 to 130 | 0.839 | 20 |
| BA04633 | Molybdenum, Total | mg/L | 0.00000534 | 0.0001474 | 0.10 | 0.120 | 0.122 | 0.0952 | 0.085 to 0.115 | 95.0 | 70 to 130 | 1.65 | 20 |
| BA04633 | Chromium, Total | mg/L | -0.0000202 | 0.00044 | 0.10 | 0.0997 | 0.102 | 0.101 | 0.085 to 0.115 | 99.7 | 70 to 130 | 2.28 | 20 |
| BA04633 | Lead, Total | mg/L | 0.00000146 | 0.0001474 | 0.10 | 0.0995 | 0.100 | 0.0999 | 0.085 to 0.115 | 99.5 | 70 to 130 | 0.501 | 20 |
| BA04633 | Thallium, Total | mg/L | 0.00000518 | 0.0001474 | 0.10 | 0.102 | 0.103 | 0.101 | 0.085 to 0.115 | 102 | 70 to 130 | 0.976 | 20 |
| BA04633 | Arsenic, Total | mg/L | 0.00000006 | 0.0001474 | 0.10 | 0.104 | 0.102 | 0.104 | 0.085 to 0.115 | 104 | 70 to 130 | 1.94 | 20 |
| BA04633 | Calcium, Total | mg/L | -0.00380 | 0.1518 | 5.00 | 72.5 | 72.5 | 5.15 | 4.25 to 5.75 | 114 | 70 to 130 | 0.00 | 20 |

**Comments:**

Alabama Power
General Test Laboratory
744 County Road 87, GSC #8
Calera, AL 35040

Alabama Power

# Batch QC Summary

**Customer Account:** WMWMILAP
**Sample Date:** 3/3/20 14:50
**Customer ID:**
**Delivery Date:** 3/5/20 14:22

**Description:** Miller Ash Pond - MW-9S

**Laboratory ID Number:** BA04632

| Sample | Analysis | Units | MB | MB Limit | Spike | MS | Sample Duplicate | Standard | Standard Limit | Rec | Rec Limit | Prec | Prec Limit |
|---|---|---|---|---|---|---|---|---|---|---|---|---|---|
| BA04637 | Sulfate | mg/L | -0.657 | 0.50 | 2000 | 2390 | 503 | 18.9 | 18 to 22 | 94.6 | 80 to 120 | 0.999 | 20 |
| BA04494 | Solids, Dissolved | mg/L | 0.0000 | 25 | | | 738 | 56.0 | 40 to 60 | | | 0.136 | 5 |
| BA04633 | Chloride | mg/L | 0.0413 | 0.50 | 10.0 | 15.6 | 5.38 | 10.3 | 9 to 11 | 103 | 80 to 120 | 0.934 | 20 |
| BA04638 | Fluoride | mg/L | 0.0285 | 0.05 | 2.50 | 2.69 | 0.171 | 2.56 | 2.25 to 2.75 | 101 | 80 to 120 | 1.16 | 20 |

**Comments:**

Alabama Power
General Test Laboratory
744 County Road 87, GSC #8
Calera, AL 35040

# Certificate Of Analysis

Alabama Power

**Description:** Miller Ash Pond - MW-16

**Location Code:** WMWMILAP
**Collected:** 3/3/20 16:05
**Customer ID:**
**Submittal Date:** 3/5/20 14:22

**Laboratory ID Number:** BA04633

| Name | Prepared | Analyzed | Vio Spec | DF | Results | Units | MDL | RL | Q |
|---|---|---|---|---|---|---|---|---|---|
| ***Analytical Method: EPA 200.7*** | ***Analyst: RDA*** | | | | ***Preparation Method: EPA 1638*** | | | | |
| * Boron, Total | 3/12/20 16:05 | 3/13/20 11:02 | | 1.015 | 1.29 | mg/L | 0.03 | 0.1 | |
| * Calcium, Total | 3/12/20 16:05 | 3/13/20 11:42 | | 20.3 | 66.8 | mg/L | 2.03 | 10.15 | |
| * Lithium, Total | 3/12/20 16:05 | 3/13/20 11:02 | | 1.015 | 0.0278 | mg/L | 0.01 | 0.02 | |
| ***Analytical Method: EPA 200.8*** | ***Analyst: DLJ*** | | | | ***Preparation Method: EPA 1638*** | | | | |
| * Antimony, Total | 3/12/20 10:22 | 3/12/20 17:29 | | 1.015 | Not Detected | mg/L | 0.0008 | 0.003 | U |
| * Arsenic, Total | 3/12/20 10:22 | 3/12/20 17:29 | | 1.015 | Not Detected | mg/L | 0.001 | 0.005 | U |
| * Barium, Total | 3/12/20 10:22 | 3/12/20 17:29 | | 1.015 | 0.0300 | mg/L | 0.002 | 0.01 | |
| * Beryllium, Total | 3/12/20 10:22 | 3/12/20 17:29 | | 1.015 | Not Detected | mg/L | 0.0006 | 0.003 | U |
| * Cadmium, Total | 3/12/20 10:22 | 3/12/20 17:29 | | 1.015 | Not Detected | mg/L | 0.0003 | 0.001 | U |
| * Chromium, Total | 3/12/20 10:22 | 3/12/20 17:29 | | 1.015 | Not Detected | mg/L | 0.002 | 0.01 | U |
| * Cobalt, Total | 3/12/20 10:22 | 3/12/20 17:29 | | 1.015 | Not Detected | mg/L | 0.002 | 0.005 | U |
| * Lead, Total | 3/12/20 10:22 | 3/12/20 17:29 | | 1.015 | Not Detected | mg/L | 0.001 | 0.005 | U |
| * Molybdenum, Total | 3/12/20 10:22 | 3/12/20 17:29 | | 1.015 | 0.0250 | mg/L | 0.002 | 0.01 | |
| * Selenium, Total | 3/12/20 10:22 | 3/12/20 17:29 | | 1.015 | 0.00271 | mg/L | 0.002 | 0.01 | J |
| * Thallium, Total | 3/12/20 10:22 | 3/12/20 17:29 | | 1.015 | Not Detected | mg/L | 0.0002 | 0.001 | U |
| ***Analytical Method: EPA 245.1*** | ***Analyst: ABB*** | | | | | | | | |
| * Mercury, Total by CVAA | 3/12/20 12:10 | 3/13/20 10:52 | | 1 | Not Detected | mg/L | 0.0003 | 0.0005 | U |
| ***Analytical Method: SM 2540C*** | ***Analyst: CRB*** | | | | | | | | |
| * Solids, Dissolved | 3/10/20 15:15 | 3/12/20 09:42 | | 1 | 378 | mg/L | | 25 | |
| ***Analytical Method: SM4500Cl E*** | ***Analyst: JCC*** | | | | | | | | |
| * Chloride | 3/6/20 13:28 | 3/6/20 13:28 | | 1 | 5.33 | mg/L | 0.50 | 1 | |
| ***Analytical Method: SM4500F G 2017*** | ***Analyst: JCC*** | | | | | | | | |
| * Fluoride | 3/5/20 15:11 | 3/5/20 15:11 | | 1 | 0.179 | mg/L | 0.05 | 0.1 | |
| ***Analytical Method: SM4500SO4 E*** | ***Analyst: JCC*** | | | | | | | | |
| * Sulfate | 3/6/20 09:29 | 3/6/20 09:29 | | 20 | 198 | mg/L | 10.00 | 20 | |
| ***Analytical Method: Field Measurements*** | ***Analyst: TJD*** | | | | | | | | |
| Conductivity | 3/3/20 16:04 | 3/3/20 16:04 | | | 542.24 | uS/cm | | | FA |
| pH | 3/3/20 16:04 | 3/3/20 16:04 | | | 6.19 | SU | | | FA |
| Temperature | 3/3/20 16:04 | 3/3/20 16:04 | | | 19.05 | C | | | FA |
| Turbidity | 3/3/20 16:04 | 3/3/20 16:04 | | | 1.04 | NTU | | | FA |

MDL's and RL's are adjusted for sample dilution, as applicable

**Comments:**

Reported: 3/30/2020
Version: 3.1
COA_CCR

Alabama Power
General Test Laboratory
744 County Road 87, GSC #8
Calera, AL 35040

# Batch QC Summary

Alabama Power

**Customer Account:** WMWMILAP
**Sample Date:** 3/3/20 16:05
**Customer ID:**
**Delivery Date:** 3/5/20 14:22

**Description**: Miller Ash Pond - MW-16

**Laboratory ID Number:** BA04633

| Sample | Analysis | Units | MB | MB Limit | Spike | MS | MSD | Standard | Standard Limit | Rec | Rec Limit | Prec | Prec Limit |
|---|---|---|---|---|---|---|---|---|---|---|---|---|---|
| BA04633 | Barium, Total | mg/L | 0.0000354 | 0.0002 | 0.10 | 0.123 | 0.123 | 0.0928 | 0.085 to 0.115 | 93.0 | 70 to 130 | 0.00 | 20 |
| BA04633 | Selenium, Total | mg/L | 0.0000514 | 0.00066 | 0.10 | 0.101 | 0.101 | 0.101 | 0.085 to 0.115 | 98.3 | 70 to 130 | 0.00 | 20 |
| BA04633 | Boron, Total | mg/L | 0.00360 | 0.0650254 | 1.00 | 2.31 | 2.31 | 1.00 | 0.85 to 1.15 | 102 | 70 to 130 | 0.00 | 20 |
| BA04633 | Cobalt, Total | mg/L | -0.00000413 | 0.0001474 | 0.10 | 0.0993 | 0.0998 | 0.0994 | 0.085 to 0.115 | 99.3 | 70 to 130 | 0.502 | 20 |
| BA04633 | Beryllium, Total | mg/L | 0.0000368 | 0.00088 | 0.10 | 0.0949 | 0.0957 | 0.0944 | 0.085 to 0.115 | 94.9 | 70 to 130 | 0.839 | 20 |
| BA04633 | Molybdenum, Total | mg/L | 0.00000534 | 0.0001474 | 0.10 | 0.120 | 0.122 | 0.0952 | 0.085 to 0.115 | 95.0 | 70 to 130 | 1.65 | 20 |
| BA04633 | Chromium, Total | mg/L | -0.0000202 | 0.00044 | 0.10 | 0.0997 | 0.102 | 0.101 | 0.085 to 0.115 | 99.7 | 70 to 130 | 2.28 | 20 |
| BA04633 | Lead, Total | mg/L | 0.00000146 | 0.0001474 | 0.10 | 0.0995 | 0.100 | 0.0999 | 0.085 to 0.115 | 99.5 | 70 to 130 | 0.501 | 20 |
| BA04633 | Thallium, Total | mg/L | 0.00000518 | 0.0001474 | 0.10 | 0.102 | 0.103 | 0.101 | 0.085 to 0.115 | 102 | 70 to 130 | 0.976 | 20 |
| BA04633 | Cadmium, Total | mg/L | -0.00000008 | 0.0001474 | 0.10 | 0.0974 | 0.0954 | 0.101 | 0.085 to 0.115 | 97.4 | 70 to 130 | 2.07 | 20 |
| BA04633 | Mercury, Total by CVAA | mg/L | 0.00003 | 0.0005 | 0.004 | 0.00392 | 0.0039 | 0.00382 | 0.0034 to 0.0046 | 98.0 | 70 to 130 | 0.512 | 20 |
| BA04633 | Lithium, Total | mg/L | 0.0000186 | 0.0154 | 0.20 | 0.250 | 0.250 | 0.200 | 0.17 to 0.23 | 111 | 70 to 130 | 0.00 | 20 |
| BA04633 | Antimony, Total | mg/L | 0.000128 | 0.00066 | 0.10 | 0.0948 | 0.0970 | 0.0937 | 0.085 to 0.115 | 94.8 | 70 to 130 | 2.29 | 20 |
| BA04633 | Arsenic, Total | mg/L | 0.00000006 | 0.0001474 | 0.10 | 0.104 | 0.102 | 0.104 | 0.085 to 0.115 | 104 | 70 to 130 | 1.94 | 20 |
| BA04633 | Calcium, Total | mg/L | -0.00380 | 0.1518 | 5.00 | 72.5 | 72.5 | 5.15 | 4.25 to 5.75 | 114 | 70 to 130 | 0.00 | 20 |

**Comments:**

Alabama Power
General Test Laboratory
744 County Road 87, GSC #8
Calera, AL 35040

Alabama Power

# Batch QC Summary

**Customer Account:** WMWMILAP
**Sample Date:** 3/3/20 16:05
**Customer ID:**
**Delivery Date:** 3/5/20 14:22

**Description:** Miller Ash Pond - MW-16

**Laboratory ID Number:** BA04633

| Sample | Analysis | Units | MB | MB Limit | Spike | MS | Sample Duplicate | Standard | Standard Limit | Rec | Rec Limit | Prec | Prec Limit |
|---|---|---|---|---|---|---|---|---|---|---|---|---|---|
| BA04638 | Solids, Dissolved | mg/L | 1.00 | 25 | | | 1060 | 52.0 | 40 to 60 | | | 1.92 | 5 |
| BA04637 | Sulfate | mg/L | -0.657 | 0.50 | 2000 | 2390 | 503 | 18.9 | 18 to 22 | 94.6 | 80 to 120 | 0.999 | 20 |
| BA04633 | Chloride | mg/L | 0.0413 | 0.50 | 10.0 | 15.6 | 5.38 | 10.3 | 9 to 11 | 103 | 80 to 120 | 0.934 | 20 |
| BA04638 | Fluoride | mg/L | 0.0285 | 0.05 | 2.50 | 2.69 | 0.171 | 2.56 | 2.25 to 2.75 | 101 | 80 to 120 | 1.16 | 20 |

**Comments:**

Reported: 3/30/2020
Version: 3.1
COA_CCR

Alabama Power
General Test Laboratory
744 County Road 87, GSC #8
Calera, AL 35040

# Certificate Of Analysis

Alabama Power

**Description:** Miller Ash Pond - MW-15

**Location Code:** WMWMILAP
**Collected:** 3/4/20 10:45
**Customer ID:**
**Submittal Date:** 3/5/20 14:22

**Laboratory ID Number:** BA04634

| Name | Prepared | Analyzed | Vio Spec | DF | Results | Units | MDL | RL | Q |
|---|---|---|---|---|---|---|---|---|---|
| ***Analytical Method: EPA 200.7*** | ***Analyst: RDA*** | | | | ***Preparation Method: EPA 1638*** | | | | |
| * Boron, Total | 3/12/20 16:05 | 3/13/20 11:23 | | 1.015 | 0.285 | mg/L | 0.03 | 0.1 | |
| * Calcium, Total | 3/12/20 16:05 | 3/13/20 11:23 | | 1.015 | 39.3 | mg/L | 0.1 | 0.5 | |
| * Lithium, Total | 3/12/20 16:05 | 3/13/20 11:23 | | 1.015 | 0.0195 | mg/L | 0.01 | 0.02 | J |
| ***Analytical Method: EPA 200.8*** | ***Analyst: DLJ*** | | | | ***Preparation Method: EPA 1638*** | | | | |
| * Antimony, Total | 3/12/20 10:22 | 3/12/20 17:50 | | 1.015 | Not Detected | mg/L | 0.0008 | 0.003 | U |
| * Arsenic, Total | 3/12/20 10:22 | 3/12/20 17:50 | | 1.015 | Not Detected | mg/L | 0.001 | 0.005 | U |
| * Barium, Total | 3/12/20 10:22 | 3/12/20 17:50 | | 1.015 | 0.0544 | mg/L | 0.002 | 0.01 | |
| * Beryllium, Total | 3/12/20 10:22 | 3/12/20 17:50 | | 1.015 | Not Detected | mg/L | 0.0006 | 0.003 | U |
| * Cadmium, Total | 3/12/20 10:22 | 3/12/20 17:50 | | 1.015 | Not Detected | mg/L | 0.0003 | 0.001 | U |
| * Chromium, Total | 3/12/20 10:22 | 3/12/20 17:50 | | 1.015 | Not Detected | mg/L | 0.002 | 0.01 | U |
| * Cobalt, Total | 3/12/20 10:22 | 3/12/20 17:50 | | 1.015 | Not Detected | mg/L | 0.002 | 0.005 | U |
| * Lead, Total | 3/12/20 10:22 | 3/12/20 17:50 | | 1.015 | Not Detected | mg/L | 0.001 | 0.005 | U |
| * Molybdenum, Total | 3/12/20 10:22 | 3/12/20 17:50 | | 1.015 | Not Detected | mg/L | 0.002 | 0.01 | U |
| * Selenium, Total | 3/12/20 10:22 | 3/12/20 17:50 | | 1.015 | Not Detected | mg/L | 0.002 | 0.01 | U |
| * Thallium, Total | 3/12/20 10:22 | 3/12/20 17:50 | | 1.015 | Not Detected | mg/L | 0.0002 | 0.001 | U |
| ***Analytical Method: EPA 245.1*** | ***Analyst: ABB*** | | | | | | | | |
| * Mercury, Total by CVAA | 3/12/20 10:07 | 3/12/20 15:22 | | 1 | Not Detected | mg/L | 0.0003 | 0.0005 | U |
| ***Analytical Method: SM 2540C*** | ***Analyst: CRB*** | | | | | | | | |
| * Solids, Dissolved | 3/10/20 15:15 | 3/12/20 09:42 | | 1 | 269 | mg/L | | 25 | |
| ***Analytical Method: SM4500Cl E*** | ***Analyst: JCC*** | | | | | | | | |
| * Chloride | 3/6/20 14:02 | 3/6/20 14:02 | | 1 | 18.5 | mg/L | 0.50 | 1 | |
| ***Analytical Method: SM4500F G 2017*** | ***Analyst: JCC*** | | | | | | | | |
| * Fluoride | 3/5/20 15:12 | 3/5/20 15:12 | | 1 | 0.111 | mg/L | 0.05 | 0.1 | |
| ***Analytical Method: SM4500SO4 E*** | ***Analyst: JCC*** | | | | | | | | |
| * Sulfate | 3/6/20 09:31 | 3/6/20 09:31 | | 5 | 93.9 | mg/L | 2.50 | 5 | |
| ***Analytical Method: Field Measurements*** | ***Analyst: TJD*** | | | | | | | | |
| Conductivity | 3/4/20 10:42 | 3/4/20 10:42 | | | 392.51 | uS/cm | | | FA |
| pH | 3/4/20 10:42 | 3/4/20 10:42 | | | 6.43 | SU | | | FA |
| Temperature | 3/4/20 10:42 | 3/4/20 10:42 | | | 19.02 | C | | | FA |
| Turbidity | 3/4/20 10:42 | 3/4/20 10:42 | | | 7.95 | NTU | | | FA |

MDL's and RL's are adjusted for sample dilution, as applicable

**Comments:**

Reported: 3/30/2020
Version: 3.1
COA_CCR

Alabama Power
General Test Laboratory
744 County Road 87, GSC #8
Calera, AL 35040

# Batch QC Summary

Alabama Power

**Customer Account:** WMWMILAP
**Sample Date:** 3/4/20 10:45
**Customer ID:**
**Delivery Date:** 3/5/20 14:22

**Description**: Miller Ash Pond - MW-15

**Laboratory ID Number:** BA04634

| Sample | Analysis | Units | MB | MB Limit | Spike | MS | MSD | Standard | Standard Limit | Rec | Rec Limit | Prec | Prec Limit |
|---|---|---|---|---|---|---|---|---|---|---|---|---|---|
| BA04932 | Lead, Total | mg/L | 0.00000853 | 0.0001474 | 0.10 | 0.0977 | 0.0997 | 0.101 | 0.085 to 0.115 | 97.7 | 70 to 130 | 2.03 | 20 |
| BA04932 | Mercury, Total by CVAA | mg/L | 0.0000125 | 0.0005 | 0.004 | 0.00357 | 0.00357 | 0.00394 | 0.0034 to 0.0046 | 89.2 | 70 to 130 | 0.00 | 20 |
| BA04932 | Chromium, Total | mg/L | -0.0000346 | 0.00044 | 0.10 | 0.0985 | 0.0981 | 0.102 | 0.085 to 0.115 | 98.5 | 70 to 130 | 0.407 | 20 |
| BA04932 | Arsenic, Total | mg/L | -0.00000369 | 0.0001474 | 0.10 | 0.104 | 0.103 | 0.106 | 0.085 to 0.115 | 104 | 70 to 130 | 0.966 | 20 |
| BA04932 | Lithium, Total | mg/L | 0.0000382 | 0.0154 | 0.20 | 0.527 | 0.534 | 0.198 | 0.17 to 0.23 | 125 | 70 to 130 | 1.32 | 20 |
| BA04932 | Boron, Total | mg/L | 0.00462 | 0.0650254 | 1.00 | 1.77 | 1.79 | 1.00 | 0.85 to 1.15 | 101 | 70 to 130 | 1.12 | 20 |
| BA04932 | Calcium, Total | mg/L | -0.0119 | 0.1518 | 5.00 | 225 | 221 | 5.15 | 4.25 to 5.75 | -20.0 | 70 to 130 | 1.79 | 20 |
| BA04932 | Beryllium, Total | mg/L | 0.0000341 | 0.00088 | 0.10 | 0.0956 | 0.0972 | 0.0939 | 0.085 to 0.115 | 95.6 | 70 to 130 | 1.66 | 20 |
| BA04932 | Cadmium, Total | mg/L | 0.00000810 | 0.0001474 | 0.10 | 0.0971 | 0.0976 | 0.0991 | 0.085 to 0.115 | 97.1 | 70 to 130 | 0.514 | 20 |
| BA04932 | Selenium, Total | mg/L | 0.0000917 | 0.00066 | 0.10 | 0.0977 | 0.0984 | 0.102 | 0.085 to 0.115 | 97.7 | 70 to 130 | 0.714 | 20 |
| BA04932 | Cobalt, Total | mg/L | -0.00000653 | 0.0001474 | 0.10 | 0.0964 | 0.0952 | 0.0997 | 0.085 to 0.115 | 96.4 | 70 to 130 | 1.25 | 20 |
| BA04932 | Molybdenum, Total | mg/L | 0.00000779 | 0.0001474 | 0.10 | 0.154 | 0.151 | 0.0963 | 0.085 to 0.115 | 94.7 | 70 to 130 | 1.97 | 20 |
| BA04932 | Antimony, Total | mg/L | 0.000228 | 0.00066 | 0.10 | 0.100 | 0.101 | 0.0963 | 0.085 to 0.115 | 100 | 70 to 130 | 0.995 | 20 |
| BA04932 | Barium, Total | mg/L | 0.0000412 | 0.0002 | 0.10 | 0.124 | 0.124 | 0.0960 | 0.085 to 0.115 | 97.3 | 70 to 130 | 0.00 | 20 |
| BA04932 | Thallium, Total | mg/L | 0.00000497 | 0.0001474 | 0.10 | 0.103 | 0.103 | 0.102 | 0.085 to 0.115 | 103 | 70 to 130 | 0.00 | 20 |

**Comments:**

Alabama Power
General Test Laboratory
744 County Road 87, GSC #8
Calera, AL 35040

Alabama Power

# Batch QC Summary

**Customer Account:** WMWMILAP
**Sample Date:** 3/4/20 10:45
**Customer ID:**
**Delivery Date:** 3/5/20 14:22

**Description:** Miller Ash Pond - MW-15

**Laboratory ID Number:** BA04634

| Sample | Analysis | Units | MB | MB Limit | Spike | MS | Sample Duplicate | Standard | Standard Limit | Rec | Rec Limit | Prec | Prec Limit |
|---|---|---|---|---|---|---|---|---|---|---|---|---|---|
| BA04638 | Fluoride | mg/L | 0.0285 | 0.05 | 2.50 | 2.69 | 0.171 | 2.56 | 2.25 to 2.75 | 101 | 80 to 120 | 1.16 | 20 |
| BA04638 | Solids, Dissolved | mg/L | 1.00 | 25 | | | 1060 | 52.0 | 40 to 60 | | | 1.92 | 5 |
| BA04637 | Sulfate | mg/L | -0.657 | 0.50 | 2000 | 2390 | 503 | 18.9 | 18 to 22 | 94.6 | 80 to 120 | 0.999 | 20 |
| BA04638 | Chloride | mg/L | 0.00706 | 0.50 | 40.0 | 83.3 | 34.7 | 10.3 | 9 to 11 | 124 | 80 to 120 | 2.33 | 20 |

**Comments:**

Reported: 3/30/2020
Version: 3.1
COA_CCR

Alabama Power
General Test Laboratory
744 County Road 87, GSC #8
Calera, AL 35040

# Certificate Of Analysis

Alabama Power

**Description:** Miller Ash Pond - MW-14

**Location Code:** WMWMILAP
**Collected:** 3/4/20 12:25
**Customer ID:**
**Submittal Date:** 3/5/20 14:22

**Laboratory ID Number:** BA04635

| Name | Prepared | Analyzed | Vio Spec | DF | Results | Units | MDL | RL | Q |
|---|---|---|---|---|---|---|---|---|---|
| ***Analytical Method: EPA 200.7*** | ***Analyst: RDA*** | | | | ***Preparation Method: EPA 1638*** | | | | |
| * Boron, Total | 3/12/20 16:05 | 3/13/20 11:26 | | 1.015 | 0.122 | mg/L | 0.03 | 0.1 | |
| * Calcium, Total | 3/12/20 16:05 | 3/13/20 11:26 | | 1.015 | 34.2 | mg/L | 0.1 | 0.5 | |
| * Lithium, Total | 3/12/20 16:05 | 3/13/20 11:26 | | 1.015 | 0.0204 | mg/L | 0.01 | 0.02 | |
| ***Analytical Method: EPA 200.8*** | ***Analyst: DLJ*** | | | | ***Preparation Method: EPA 1638*** | | | | |
| * Antimony, Total | 3/12/20 10:22 | 3/12/20 17:53 | | 1.015 | Not Detected | mg/L | 0.0008 | 0.003 | U |
| * Arsenic, Total | 3/12/20 10:22 | 3/12/20 17:53 | | 1.015 | Not Detected | mg/L | 0.001 | 0.005 | U |
| * Barium, Total | 3/12/20 10:22 | 3/12/20 17:53 | | 1.015 | 0.0632 | mg/L | 0.002 | 0.01 | |
| * Beryllium, Total | 3/12/20 10:22 | 3/12/20 17:53 | | 1.015 | Not Detected | mg/L | 0.0006 | 0.003 | U |
| * Cadmium, Total | 3/12/20 10:22 | 3/12/20 17:53 | | 1.015 | Not Detected | mg/L | 0.0003 | 0.001 | U |
| * Chromium, Total | 3/12/20 10:22 | 3/12/20 17:53 | | 1.015 | Not Detected | mg/L | 0.002 | 0.01 | U |
| * Cobalt, Total | 3/12/20 10:22 | 3/12/20 17:53 | | 1.015 | Not Detected | mg/L | 0.002 | 0.005 | U |
| * Lead, Total | 3/12/20 10:22 | 3/12/20 17:53 | | 1.015 | Not Detected | mg/L | 0.001 | 0.005 | U |
| * Molybdenum, Total | 3/12/20 10:22 | 3/12/20 17:53 | | 1.015 | Not Detected | mg/L | 0.002 | 0.01 | U |
| * Selenium, Total | 3/12/20 10:22 | 3/12/20 17:53 | | 1.015 | Not Detected | mg/L | 0.002 | 0.01 | U |
| * Thallium, Total | 3/12/20 10:22 | 3/12/20 17:53 | | 1.015 | Not Detected | mg/L | 0.0002 | 0.001 | U |
| ***Analytical Method: EPA 245.1*** | ***Analyst: ABB*** | | | | | | | | |
| * Mercury, Total by CVAA | 3/12/20 10:07 | 3/12/20 15:25 | | 1 | Not Detected | mg/L | 0.0003 | 0.0005 | U |
| ***Analytical Method: SM 2540C*** | ***Analyst: CRB*** | | | | | | | | |
| * Solids, Dissolved | 3/10/20 15:15 | 3/12/20 09:42 | | 1 | 232 | mg/L | | 25 | |
| ***Analytical Method: SM4500Cl E*** | ***Analyst: JCC*** | | | | | | | | |
| * Chloride | 3/6/20 14:04 | 3/6/20 14:04 | | 1 | 7.60 | mg/L | 0.50 | 1 | |
| ***Analytical Method: SM4500F G 2017*** | ***Analyst: JCC*** | | | | | | | | |
| * Fluoride | 3/5/20 15:13 | 3/5/20 15:13 | | 1 | 0.184 | mg/L | 0.05 | 0.1 | |
| ***Analytical Method: SM4500SO4 E*** | ***Analyst: JCC*** | | | | | | | | |
| * Sulfate | 3/6/20 09:32 | 3/6/20 09:32 | | 2 | 45.2 | mg/L | 1.00 | 2 | |
| ***Analytical Method: Field Measurements*** | ***Analyst: TJD*** | | | | | | | | |
| Conductivity | 3/4/20 12:21 | 3/4/20 12:21 | | | 349.91 | uS/cm | | | FA |
| pH | 3/4/20 12:21 | 3/4/20 12:21 | | | 6.38 | SU | | | FA |
| Temperature | 3/4/20 12:21 | 3/4/20 12:21 | | | 17.91 | C | | | FA |
| Turbidity | 3/4/20 12:21 | 3/4/20 12:21 | | | 3.64 | NTU | | | FA |

MDL's and RL's are adjusted for sample dilution, as applicable

**Comments:**

Reported: 3/30/2020
Version: 3.1
COA_CCR

Alabama Power
General Test Laboratory
744 County Road 87, GSC #8
Calera, AL 35040

# Batch QC Summary

Alabama Power

**Customer Account:** WMWMILAP
**Sample Date:** 3/4/20 12:25
**Customer ID:**
**Delivery Date:** 3/5/20 14:22

**Description**: Miller Ash Pond - MW-14

**Laboratory ID Number:** BA04635

| Sample | Analysis | Units | MB | MB Limit | Spike | MS | MSD | Standard | Standard Limit | Rec | Rec Limit | Prec | Prec Limit |
|---|---|---|---|---|---|---|---|---|---|---|---|---|---|
| BA04932 | Lead, Total | mg/L | 0.00000853 | 0.0001474 | 0.10 | 0.0977 | 0.0997 | 0.101 | 0.085 to 0.115 | 97.7 | 70 to 130 | 2.03 | 20 |
| BA04932 | Mercury, Total by CVAA | mg/L | 0.0000125 | 0.0005 | 0.004 | 0.00357 | 0.00357 | 0.00394 | 0.0034 to 0.0046 | 89.2 | 70 to 130 | 0.00 | 20 |
| BA04932 | Chromium, Total | mg/L | -0.0000346 | 0.00044 | 0.10 | 0.0985 | 0.0981 | 0.102 | 0.085 to 0.115 | 98.5 | 70 to 130 | 0.407 | 20 |
| BA04932 | Boron, Total | mg/L | 0.00462 | 0.0650254 | 1.00 | 1.77 | 1.79 | 1.00 | 0.85 to 1.15 | 101 | 70 to 130 | 1.12 | 20 |
| BA04932 | Calcium, Total | mg/L | -0.0119 | 0.1518 | 5.00 | 225 | 221 | 5.15 | 4.25 to 5.75 | -20.0 | 70 to 130 | 1.79 | 20 |
| BA04932 | Beryllium, Total | mg/L | 0.0000341 | 0.00088 | 0.10 | 0.0956 | 0.0972 | 0.0939 | 0.085 to 0.115 | 95.6 | 70 to 130 | 1.66 | 20 |
| BA04932 | Cadmium, Total | mg/L | 0.00000810 | 0.0001474 | 0.10 | 0.0971 | 0.0976 | 0.0991 | 0.085 to 0.115 | 97.1 | 70 to 130 | 0.514 | 20 |
| BA04932 | Selenium, Total | mg/L | 0.0000917 | 0.00066 | 0.10 | 0.0977 | 0.0984 | 0.102 | 0.085 to 0.115 | 97.7 | 70 to 130 | 0.714 | 20 |
| BA04932 | Arsenic, Total | mg/L | -0.00000369 | 0.0001474 | 0.10 | 0.104 | 0.103 | 0.106 | 0.085 to 0.115 | 104 | 70 to 130 | 0.966 | 20 |
| BA04932 | Lithium, Total | mg/L | 0.0000382 | 0.0154 | 0.20 | 0.527 | 0.534 | 0.198 | 0.17 to 0.23 | 125 | 70 to 130 | 1.32 | 20 |
| BA04932 | Cobalt, Total | mg/L | -0.00000653 | 0.0001474 | 0.10 | 0.0964 | 0.0952 | 0.0997 | 0.085 to 0.115 | 96.4 | 70 to 130 | 1.25 | 20 |
| BA04932 | Molybdenum, Total | mg/L | 0.00000779 | 0.0001474 | 0.10 | 0.154 | 0.151 | 0.0963 | 0.085 to 0.115 | 94.7 | 70 to 130 | 1.97 | 20 |
| BA04932 | Antimony, Total | mg/L | 0.000228 | 0.00066 | 0.10 | 0.100 | 0.101 | 0.0963 | 0.085 to 0.115 | 100 | 70 to 130 | 0.995 | 20 |
| BA04932 | Barium, Total | mg/L | 0.0000412 | 0.0002 | 0.10 | 0.124 | 0.124 | 0.0960 | 0.085 to 0.115 | 97.3 | 70 to 130 | 0.00 | 20 |
| BA04932 | Thallium, Total | mg/L | 0.00000497 | 0.0001474 | 0.10 | 0.103 | 0.103 | 0.102 | 0.085 to 0.115 | 103 | 70 to 130 | 0.00 | 20 |

**Comments:**

Alabama Power
General Test Laboratory
744 County Road 87, GSC #8
Calera, AL 35040

Alabama Power

# Batch QC Summary

**Customer Account:** WMWMILAP
**Sample Date:** 3/4/20 12:25
**Customer ID:**
**Delivery Date:** 3/5/20 14:22

**Description:** Miller Ash Pond - MW-14

**Laboratory ID Number:** BA04635

| Sample | Analysis | Units | MB | MB Limit | Spike | MS | Sample Duplicate | Standard | Standard Limit | Rec | Rec Limit | Prec | Prec Limit |
|---|---|---|---|---|---|---|---|---|---|---|---|---|---|
| BA04638 | Chloride | mg/L | 0.00706 | 0.50 | 40.0 | 83.3 | 34.7 | 10.3 | 9 to 11 | 124 | 80 to 120 | 2.33 | 20 |
| BA04638 | Fluoride | mg/L | 0.0285 | 0.05 | 2.50 | 2.69 | 0.171 | 2.56 | 2.25 to 2.75 | 101 | 80 to 120 | 1.16 | 20 |
| BA04638 | Solids, Dissolved | mg/L | 1.00 | 25 | | | 1060 | 52.0 | 40 to 60 | | | 1.92 | 5 |
| BA04637 | Sulfate | mg/L | -0.657 | 0.50 | 2000 | 2390 | 503 | 18.9 | 18 to 22 | 94.6 | 80 to 120 | 0.999 | 20 |

**Comments:**

Alabama Power
General Test Laboratory
744 County Road 87, GSC #8
Calera, AL 35040

# Certificate Of Analysis

Alabama Power

**Description:** Miller Ash Pond - MW-4

**Location Code:** WMWMILAP
**Collected:** 3/4/20 14:07
**Customer ID:**
**Submittal Date:** 3/5/20 14:22

**Laboratory ID Number:** BA04636

| Name | Prepared | Analyzed | Vio Spec | DF | Results | Units | MDL | RL | Q |
|---|---|---|---|---|---|---|---|---|---|
| ***Analytical Method: EPA 200.7*** | ***Analyst: RDA*** | | | | ***Preparation Method: EPA 1638*** | | | | |
| * Boron, Total | 3/12/20 16:05 | 3/13/20 11:29 | | 1.015 | 0.431 | mg/L | 0.03 | 0.1 | |
| * Calcium, Total | 3/12/20 16:05 | 3/13/20 12:02 | | 20.3 | 210 | mg/L | 2.03 | 10.15 | |
| * Lithium, Total | 3/12/20 16:05 | 3/13/20 11:29 | | 1.015 | 0.0851 | mg/L | 0.01 | 0.02 | |
| ***Analytical Method: EPA 200.8*** | ***Analyst: DLJ*** | | | | ***Preparation Method: EPA 1638*** | | | | |
| * Antimony, Total | 3/12/20 10:22 | 3/12/20 17:55 | | 1.015 | Not Detected | mg/L | 0.0008 | 0.003 | U |
| * Arsenic, Total | 3/12/20 10:22 | 3/12/20 17:55 | | 1.015 | Not Detected | mg/L | 0.001 | 0.005 | U |
| * Barium, Total | 3/12/20 10:22 | 3/12/20 17:55 | | 1.015 | 0.0137 | mg/L | 0.002 | 0.01 | |
| * Beryllium, Total | 3/12/20 10:22 | 3/12/20 17:55 | | 1.015 | Not Detected | mg/L | 0.0006 | 0.003 | U |
| * Cadmium, Total | 3/12/20 10:22 | 3/12/20 17:55 | | 1.015 | Not Detected | mg/L | 0.0003 | 0.001 | U |
| * Chromium, Total | 3/12/20 10:22 | 3/12/20 17:55 | | 1.015 | Not Detected | mg/L | 0.002 | 0.01 | U |
| * Cobalt, Total | 3/12/20 10:22 | 3/12/20 17:55 | | 1.015 | 0.0119 | mg/L | 0.002 | 0.005 | |
| * Lead, Total | 3/12/20 10:22 | 3/12/20 17:55 | | 1.015 | Not Detected | mg/L | 0.001 | 0.005 | U |
| * Molybdenum, Total | 3/12/20 10:22 | 3/12/20 17:55 | | 1.015 | Not Detected | mg/L | 0.002 | 0.01 | U |
| * Selenium, Total | 3/12/20 10:22 | 3/12/20 17:55 | | 1.015 | Not Detected | mg/L | 0.002 | 0.01 | U |
| * Thallium, Total | 3/12/20 10:22 | 3/12/20 17:55 | | 1.015 | Not Detected | mg/L | 0.0002 | 0.001 | U |
| ***Analytical Method: EPA 245.1*** | ***Analyst: ABB*** | | | | | | | | |
| * Mercury, Total by CVAA | 3/12/20 10:07 | 3/12/20 15:27 | | 1 | Not Detected | mg/L | 0.0003 | 0.0005 | U |
| ***Analytical Method: SM 2540C*** | ***Analyst: CRB*** | | | | | | | | |
| * Solids, Dissolved | 3/10/20 15:15 | 3/12/20 09:42 | | 1 | 904 | mg/L | | 50 | |
| ***Analytical Method: SM4500Cl E*** | ***Analyst: JCC*** | | | | | | | | |
| * Chloride | 3/6/20 14:05 | 3/6/20 14:05 | | 2 | 40.1 | mg/L | 1.00 | 2 | |
| ***Analytical Method: SM4500F G 2017*** | ***Analyst: JCC*** | | | | | | | | |
| * Fluoride | 3/5/20 15:14 | 3/5/20 15:14 | | 1 | 0.221 | mg/L | 0.05 | 0.1 | |
| ***Analytical Method: SM4500SO4 E*** | ***Analyst: JCC*** | | | | | | | | |
| * Sulfate | 3/6/20 09:33 | 3/6/20 09:33 | | 80 | 604 | mg/L | 40.00 | 80 | |
| ***Analytical Method: Field Measurements*** | ***Analyst: TJD*** | | | | | | | | |
| Conductivity | 3/4/20 14:04 | 3/4/20 14:04 | | | 1220.02 | uS/cm | | | FA |
| pH | 3/4/20 14:04 | 3/4/20 14:04 | | | 5.96 | SU | | | FA |
| Temperature | 3/4/20 14:04 | 3/4/20 14:04 | | | 18.86 | C | | | FA |
| Turbidity | 3/4/20 14:04 | 3/4/20 14:04 | | | 1.51 | NTU | | | FA |

MDL's and RL's are adjusted for sample dilution, as applicable

**Comments:**

Reported: 3/30/2020
Version: 3.1
COA_CCR

Alabama Power
General Test Laboratory
744 County Road 87, GSC #8
Calera, AL 35040

# Batch QC Summary

Alabama Power

**Customer Account:** WMWMILAP
**Sample Date:** 3/4/20 14:07
**Customer ID:**
**Delivery Date:** 3/5/20 14:22

**Description**: Miller Ash Pond - MW-4

**Laboratory ID Number:** BA04636

| Sample | Analysis | Units | MB | MB Limit | Spike | MS | MSD | Standard | Standard Limit | Rec | Rec Limit | Prec | Prec Limit |
|---|---|---|---|---|---|---|---|---|---|---|---|---|---|
| BA04932 | Lead, Total | mg/L | 0.00000853 | 0.0001474 | 0.10 | 0.0977 | 0.0997 | 0.101 | 0.085 to 0.115 | 97.7 | 70 to 130 | 2.03 | 20 |
| BA04932 | Mercury, Total by CVAA | mg/L | 0.0000125 | 0.0005 | 0.004 | 0.00357 | 0.00357 | 0.00394 | 0.0034 to 0.0046 | 89.2 | 70 to 130 | 0.00 | 20 |
| BA04932 | Chromium, Total | mg/L | -0.0000346 | 0.00044 | 0.10 | 0.0985 | 0.0981 | 0.102 | 0.085 to 0.115 | 98.5 | 70 to 130 | 0.407 | 20 |
| BA04932 | Arsenic, Total | mg/L | -0.00000369 | 0.0001474 | 0.10 | 0.104 | 0.103 | 0.106 | 0.085 to 0.115 | 104 | 70 to 130 | 0.966 | 20 |
| BA04932 | Lithium, Total | mg/L | 0.0000382 | 0.0154 | 0.20 | 0.527 | 0.534 | 0.198 | 0.17 to 0.23 | 125 | 70 to 130 | 1.32 | 20 |
| BA04932 | Beryllium, Total | mg/L | 0.0000341 | 0.00088 | 0.10 | 0.0956 | 0.0972 | 0.0939 | 0.085 to 0.115 | 95.6 | 70 to 130 | 1.66 | 20 |
| BA04932 | Cadmium, Total | mg/L | 0.00000810 | 0.0001474 | 0.10 | 0.0971 | 0.0976 | 0.0991 | 0.085 to 0.115 | 97.1 | 70 to 130 | 0.514 | 20 |
| BA04932 | Selenium, Total | mg/L | 0.0000917 | 0.00066 | 0.10 | 0.0977 | 0.0984 | 0.102 | 0.085 to 0.115 | 97.7 | 70 to 130 | 0.714 | 20 |
| BA04932 | Cobalt, Total | mg/L | -0.00000653 | 0.0001474 | 0.10 | 0.0964 | 0.0952 | 0.0997 | 0.085 to 0.115 | 96.4 | 70 to 130 | 1.25 | 20 |
| BA04932 | Molybdenum, Total | mg/L | 0.00000779 | 0.0001474 | 0.10 | 0.154 | 0.151 | 0.0963 | 0.085 to 0.115 | 94.7 | 70 to 130 | 1.97 | 20 |
| BA04932 | Antimony, Total | mg/L | 0.000228 | 0.00066 | 0.10 | 0.100 | 0.101 | 0.0963 | 0.085 to 0.115 | 100 | 70 to 130 | 0.995 | 20 |
| BA04932 | Boron, Total | mg/L | 0.00462 | 0.0650254 | 1.00 | 1.77 | 1.79 | 1.00 | 0.85 to 1.15 | 101 | 70 to 130 | 1.12 | 20 |
| BA04932 | Calcium, Total | mg/L | -0.0119 | 0.1518 | 5.00 | 225 | 221 | 5.15 | 4.25 to 5.75 | -20.0 | 70 to 130 | 1.79 | 20 |
| BA04932 | Barium, Total | mg/L | 0.0000412 | 0.0002 | 0.10 | 0.124 | 0.124 | 0.0960 | 0.085 to 0.115 | 97.3 | 70 to 130 | 0.00 | 20 |
| BA04932 | Thallium, Total | mg/L | 0.00000497 | 0.0001474 | 0.10 | 0.103 | 0.103 | 0.102 | 0.085 to 0.115 | 103 | 70 to 130 | 0.00 | 20 |

**Comments:**

Reported: 3/30/2020
Version: 3.1
COA_CCR

Alabama Power
General Test Laboratory
744 County Road 87, GSC #8
Calera, AL 35040

Alabama Power

# Batch QC Summary

**Customer Account:** WMWMILAP
**Sample Date:** 3/4/20 14:07
**Customer ID:**
**Delivery Date:** 3/5/20 14:22

**Description:** Miller Ash Pond - MW-4

**Laboratory ID Number:** BA04636

| Sample | Analysis | Units | MB | MB Limit | Spike | MS | Sample Duplicate | Standard | Standard Limit | Rec | Rec Limit | Prec | Prec Limit |
|---|---|---|---|---|---|---|---|---|---|---|---|---|---|
| BA04638 | Chloride | mg/L | 0.00706 | 0.50 | 40.0 | 83.3 | 34.7 | 10.3 | 9 to 11 | 124 | 80 to 120 | 2.33 | 20 |
| BA04638 | Fluoride | mg/L | 0.0285 | 0.05 | 2.50 | 2.69 | 0.171 | 2.56 | 2.25 to 2.75 | 101 | 80 to 120 | 1.16 | 20 |
| BA04637 | Sulfate | mg/L | -0.657 | 0.50 | 2000 | 2390 | 503 | 18.9 | 18 to 22 | 94.6 | 80 to 120 | 0.999 | 20 |
| BA04638 | Solids, Dissolved | mg/L | 1.00 | 25 | | | 1060 | 52.0 | 40 to 60 | | | 1.92 | 5 |

**Comments:**

Alabama Power
General Test Laboratory
744 County Road 87, GSC #8
Calera, AL 35040

# Certificate Of Analysis

Alabama Power

**Description:** Miller Ash Pond - MW-4V

**Location Code:** WMWMILAP
**Collected:** 3/4/20 15:10
**Customer ID:**
**Submittal Date:** 3/5/20 14:22

**Laboratory ID Number:** BA04637

| Name | Prepared | Analyzed | Vio Spec | DF | Results | Units | MDL | RL | Q |
|---|---|---|---|---|---|---|---|---|---|
| ***Analytical Method: EPA 200.7*** | ***Analyst: RDA*** | | | | ***Preparation Method: EPA 1638*** | | | | |
| * Boron, Total | 3/12/20 16:05 | 3/13/20 11:32 | | 1.015 | 0.303 | mg/L | 0.03 | 0.1 | |
| * Calcium, Total | 3/12/20 16:05 | 3/13/20 12:05 | | 20.3 | 146 | mg/L | 2.03 | 10.15 | |
| * Lithium, Total | 3/12/20 16:05 | 3/13/20 11:32 | | 1.015 | 0.0341 | mg/L | 0.01 | 0.02 | |
| ***Analytical Method: EPA 200.8*** | ***Analyst: DLJ*** | | | | ***Preparation Method: EPA 1638*** | | | | |
| * Antimony, Total | 3/12/20 10:22 | 3/12/20 17:58 | | 1.015 | Not Detected | mg/L | 0.0008 | 0.003 | U |
| * Arsenic, Total | 3/12/20 10:22 | 3/12/20 17:58 | | 1.015 | Not Detected | mg/L | 0.001 | 0.005 | U |
| * Barium, Total | 3/12/20 10:22 | 3/12/20 17:58 | | 1.015 | 0.0190 | mg/L | 0.002 | 0.01 | |
| * Beryllium, Total | 3/12/20 10:22 | 3/12/20 17:58 | | 1.015 | Not Detected | mg/L | 0.0006 | 0.003 | U |
| * Cadmium, Total | 3/12/20 10:22 | 3/12/20 17:58 | | 1.015 | Not Detected | mg/L | 0.0003 | 0.001 | U |
| * Chromium, Total | 3/12/20 10:22 | 3/12/20 17:58 | | 1.015 | Not Detected | mg/L | 0.002 | 0.01 | U |
| * Cobalt, Total | 3/12/20 10:22 | 3/12/20 17:58 | | 1.015 | 0.00216 | mg/L | 0.002 | 0.005 | J |
| * Lead, Total | 3/12/20 10:22 | 3/12/20 17:58 | | 1.015 | Not Detected | mg/L | 0.001 | 0.005 | U |
| * Molybdenum, Total | 3/12/20 10:22 | 3/12/20 17:58 | | 1.015 | Not Detected | mg/L | 0.002 | 0.01 | U |
| * Selenium, Total | 3/12/20 10:22 | 3/12/20 17:58 | | 1.015 | Not Detected | mg/L | 0.002 | 0.01 | U |
| * Thallium, Total | 3/12/20 10:22 | 3/12/20 17:58 | | 1.015 | Not Detected | mg/L | 0.0002 | 0.001 | U |
| ***Analytical Method: EPA 245.1*** | ***Analyst: ABB*** | | | | | | | | |
| * Mercury, Total by CVAA | 3/12/20 10:07 | 3/12/20 15:29 | | 1 | Not Detected | mg/L | 0.0003 | 0.0005 | U |
| ***Analytical Method: SM 2540C*** | ***Analyst: CRB*** | | | | | | | | |
| * Solids, Dissolved | 3/10/20 15:15 | 3/12/20 09:42 | | 1 | 736 | mg/L | | 50 | |
| ***Analytical Method: SM4500Cl E*** | ***Analyst: JCC*** | | | | | | | | |
| * Chloride | 3/6/20 14:06 | 3/6/20 14:06 | | 2 | 24.3 | mg/L | 1.00 | 2 | |
| ***Analytical Method: SM4500F G 2017*** | ***Analyst: JCC*** | | | | | | | | |
| * Fluoride | 3/5/20 15:15 | 3/5/20 15:15 | | 1 | 0.0996 | mg/L | 0.05 | 0.1 | J |
| ***Analytical Method: SM4500SO4 E*** | ***Analyst: JCC*** | | | | | | | | |
| * Sulfate | 3/6/20 09:34 | 3/6/20 09:34 | | 100 | 498 | mg/L | 50.00 | 100 | |
| ***Analytical Method: Field Measurements*** | ***Analyst: TJD*** | | | | | | | | |
| Conductivity | 3/4/20 15:07 | 3/4/20 15:07 | | | 972.07 | uS/cm | | | FA |
| pH | 3/4/20 15:07 | 3/4/20 15:07 | | | 6.34 | SU | | | FA |
| Temperature | 3/4/20 15:07 | 3/4/20 15:07 | | | 18.09 | C | | | FA |
| Turbidity | 3/4/20 15:07 | 3/4/20 15:07 | | | 1.03 | NTU | | | FA |

MDL's and RL's are adjusted for sample dilution, as applicable

**Comments:**

Reported: 3/30/2020
Version: 3.1
COA_CCR

Alabama Power
General Test Laboratory
744 County Road 87, GSC #8
Calera, AL 35040

# Batch QC Summary

Alabama Power

**Customer Account:** WMWMILAP
**Sample Date:** 3/4/20 15:10
**Customer ID:**
**Delivery Date:** 3/5/20 14:22

**Description:** Miller Ash Pond - MW-4V

**Laboratory ID Number:** BA04637

| Sample | Analysis | Units | MB | MB Limit | Spike | MS | MSD | Standard | Standard Limit | Rec | Rec Limit | Prec | Prec Limit |
|---|---|---|---|---|---|---|---|---|---|---|---|---|---|
| BA04932 | Lead, Total | mg/L | 0.00000853 | 0.0001474 | 0.10 | 0.0977 | 0.0997 | 0.101 | 0.085 to 0.115 | 97.7 | 70 to 130 | 2.03 | 20 |
| BA04932 | Mercury, Total by CVAA | mg/L | 0.0000125 | 0.0005 | 0.004 | 0.00357 | 0.00357 | 0.00394 | 0.0034 to 0.0046 | 89.2 | 70 to 130 | 0.00 | 20 |
| BA04932 | Chromium, Total | mg/L | -0.0000346 | 0.00044 | 0.10 | 0.0985 | 0.0981 | 0.102 | 0.085 to 0.115 | 98.5 | 70 to 130 | 0.407 | 20 |
| BA04932 | Cobalt, Total | mg/L | -0.00000653 | 0.0001474 | 0.10 | 0.0964 | 0.0952 | 0.0997 | 0.085 to 0.115 | 96.4 | 70 to 130 | 1.25 | 20 |
| BA04932 | Molybdenum, Total | mg/L | 0.00000779 | 0.0001474 | 0.10 | 0.154 | 0.151 | 0.0963 | 0.085 to 0.115 | 94.7 | 70 to 130 | 1.97 | 20 |
| BA04932 | Antimony, Total | mg/L | 0.000228 | 0.00066 | 0.10 | 0.100 | 0.101 | 0.0963 | 0.085 to 0.115 | 100 | 70 to 130 | 0.995 | 20 |
| BA04932 | Beryllium, Total | mg/L | 0.0000341 | 0.00088 | 0.10 | 0.0956 | 0.0972 | 0.0939 | 0.085 to 0.115 | 95.6 | 70 to 130 | 1.66 | 20 |
| BA04932 | Cadmium, Total | mg/L | 0.00000810 | 0.0001474 | 0.10 | 0.0971 | 0.0976 | 0.0991 | 0.085 to 0.115 | 97.1 | 70 to 130 | 0.514 | 20 |
| BA04932 | Selenium, Total | mg/L | 0.0000917 | 0.00066 | 0.10 | 0.0977 | 0.0984 | 0.102 | 0.085 to 0.115 | 97.7 | 70 to 130 | 0.714 | 20 |
| BA04932 | Arsenic, Total | mg/L | -0.00000369 | 0.0001474 | 0.10 | 0.104 | 0.103 | 0.106 | 0.085 to 0.115 | 104 | 70 to 130 | 0.966 | 20 |
| BA04932 | Lithium, Total | mg/L | 0.0000382 | 0.0154 | 0.20 | 0.527 | 0.534 | 0.198 | 0.17 to 0.23 | 125 | 70 to 130 | 1.32 | 20 |
| BA04932 | Boron, Total | mg/L | 0.00462 | 0.0650254 | 1.00 | 1.77 | 1.79 | 1.00 | 0.85 to 1.15 | 101 | 70 to 130 | 1.12 | 20 |
| BA04932 | Calcium, Total | mg/L | -0.0119 | 0.1518 | 5.00 | 225 | 221 | 5.15 | 4.25 to 5.75 | -20.0 | 70 to 130 | 1.79 | 20 |
| BA04932 | Barium, Total | mg/L | 0.0000412 | 0.0002 | 0.10 | 0.124 | 0.124 | 0.0960 | 0.085 to 0.115 | 97.3 | 70 to 130 | 0.00 | 20 |
| BA04932 | Thallium, Total | mg/L | 0.00000497 | 0.0001474 | 0.10 | 0.103 | 0.103 | 0.102 | 0.085 to 0.115 | 103 | 70 to 130 | 0.00 | 20 |

**Comments:**

Reported: 3/30/2020
Version: 3.1
COA_CCR

Alabama Power
General Test Laboratory
744 County Road 87, GSC #8
Calera, AL 35040

Alabama Power

# Batch QC Summary

**Customer Account:** WMWMILAP
**Sample Date:** 3/4/20 15:10
**Customer ID:**
**Delivery Date:** 3/5/20 14:22

**Description:** Miller Ash Pond - MW-4V

**Laboratory ID Number:** BA04637

| Sample | Analysis | Units | MB | MB Limit | Spike | MS | Sample Duplicate | Standard | Standard Limit | Rec | Rec Limit | Prec | Prec Limit |
|---|---|---|---|---|---|---|---|---|---|---|---|---|---|
| BA04638 | Fluoride | mg/L | 0.0285 | 0.05 | 2.50 | 2.69 | 0.171 | 2.56 | 2.25 to 2.75 | 101 | 80 to 120 | 1.16 | 20 |
| BA04638 | Solids, Dissolved | mg/L | 1.00 | 25 | | | 1060 | 52.0 | 40 to 60 | | | 1.92 | 5 |
| BA04637 | Sulfate | mg/L | -0.657 | 0.50 | 2000 | 2390 | 503 | 18.9 | 18 to 22 | 94.6 | 80 to 120 | 0.999 | 20 |
| BA04638 | Chloride | mg/L | 0.00706 | 0.50 | 40.0 | 83.3 | 34.7 | 10.3 | 9 to 11 | 124 | 80 to 120 | 2.33 | 20 |

**Comments:**

Reported: 3/30/2020
Version: 3.1
COA_CCR

Alabama Power
General Test Laboratory
744 County Road 87, GSC #8
Calera, AL 35040

# Certificate Of Analysis

Alabama Power

**Description:** Miller Ash Pond - MW-33H

**Location Code:** WMWMILAP
**Collected:** 3/5/20 08:58
**Customer ID:**
**Submittal Date:** 3/5/20 14:22

**Laboratory ID Number:** BA04638

| Name | Prepared | Analyzed | Vio Spec | DF | Results | Units | MDL | RL | Q |
|---|---|---|---|---|---|---|---|---|---|
| ***Analytical Method: EPA 200.7*** | ***Analyst: RDA*** | | | | ***Preparation Method: EPA 1638*** | | | | |
| * Boron, Total | 3/12/20 16:05 | 3/13/20 11:35 | | 1.015 | 0.608 | mg/L | 0.03 | 0.1 | |
| * Calcium, Total | 3/12/20 16:05 | 3/13/20 12:08 | | 20.3 | 214 | mg/L | 2.03 | 10.15 | |
| * Lithium, Total | 3/12/20 16:05 | 3/13/20 11:35 | | 1.015 | 0.145 | mg/L | 0.01 | 0.02 | |
| ***Analytical Method: EPA 200.8*** | ***Analyst: DLJ*** | | | | ***Preparation Method: EPA 1638*** | | | | |
| * Antimony, Total | 3/12/20 10:22 | 3/12/20 18:01 | | 1.015 | Not Detected | mg/L | 0.0008 | 0.003 | U |
| * Arsenic, Total | 3/12/20 10:22 | 3/12/20 18:01 | | 1.015 | 0.00362 | mg/L | 0.001 | 0.005 | J |
| * Barium, Total | 3/12/20 10:22 | 3/12/20 18:01 | | 1.015 | 0.0326 | mg/L | 0.002 | 0.01 | |
| * Beryllium, Total | 3/12/20 10:22 | 3/12/20 18:01 | | 1.015 | Not Detected | mg/L | 0.0006 | 0.003 | U |
| * Cadmium, Total | 3/12/20 10:22 | 3/12/20 18:01 | | 1.015 | Not Detected | mg/L | 0.0003 | 0.001 | U |
| * Chromium, Total | 3/12/20 10:22 | 3/12/20 18:01 | | 1.015 | Not Detected | mg/L | 0.002 | 0.01 | U |
| * Cobalt, Total | 3/12/20 10:22 | 3/12/20 18:01 | | 1.015 | 0.00965 | mg/L | 0.002 | 0.005 | |
| * Lead, Total | 3/12/20 10:22 | 3/12/20 18:01 | | 1.015 | Not Detected | mg/L | 0.001 | 0.005 | U |
| * Molybdenum, Total | 3/12/20 10:22 | 3/12/20 18:01 | | 1.015 | 0.0139 | mg/L | 0.002 | 0.01 | |
| * Selenium, Total | 3/12/20 10:22 | 3/12/20 18:01 | | 1.015 | Not Detected | mg/L | 0.002 | 0.01 | U |
| * Thallium, Total | 3/12/20 10:22 | 3/12/20 18:01 | | 1.015 | Not Detected | mg/L | 0.0002 | 0.001 | U |
| ***Analytical Method: EPA 245.1*** | ***Analyst: ABB*** | | | | | | | | |
| * Mercury, Total by CVAA | 3/12/20 10:07 | 3/12/20 15:32 | | 1 | Not Detected | mg/L | 0.0003 | 0.0005 | U |
| ***Analytical Method: SM 2540C*** | ***Analyst: CRB*** | | | | | | | | |
| * Solids, Dissolved | 3/10/20 15:15 | 3/12/20 09:42 | | 1 | 1020 | mg/L | | 62.5 | |
| ***Analytical Method: SM4500Cl E*** | ***Analyst: JCC*** | | | | | | | | |
| * Chloride | 3/6/20 14:07 | 3/6/20 14:07 | | 4 | 33.9 | mg/L | 2.00 | 4 | R |
| ***Analytical Method: SM4500F G 2017*** | ***Analyst: JCC*** | | | | | | | | |
| * Fluoride | 3/5/20 15:17 | 3/5/20 15:17 | | 1 | 0.173 | mg/L | 0.05 | 0.1 | |
| ***Analytical Method: SM4500SO4 E*** | ***Analyst: JCC*** | | | | | | | | |
| * Sulfate | 3/6/20 09:46 | 3/6/20 09:46 | | 160 | 679 | mg/L | 80.00 | 160 | |
| ***Analytical Method: Field Measurements*** | ***Analyst: DKG*** | | | | | | | | |
| Conductivity | 3/5/20 08:53 | 3/5/20 08:53 | | | 1279.07 | uS/cm | | | FA |
| pH | 3/5/20 08:53 | 3/5/20 08:53 | | | 6.51 | SU | | | FA |
| Temperature | 3/5/20 08:53 | 3/5/20 08:53 | | | 14.95 | C | | | FA |
| Turbidity | 3/5/20 08:53 | 3/5/20 08:53 | | | 4.97 | NTU | | | FA |

MDL's and RL's are adjusted for sample dilution, as applicable

**Comments:**

Reported: 3/30/2020
Version: 3.1
COA_CCR

Alabama Power
General Test Laboratory
744 County Road 87, GSC #8
Calera, AL 35040

# Batch QC Summary

Alabama Power

**Customer Account:** WMWMILAP
**Sample Date:** 3/5/20 08:58
**Customer ID:**
**Delivery Date:** 3/5/20 14:22

**Description**: Miller Ash Pond - MW-33H

**Laboratory ID Number:** BA04638

| Sample | Analysis | Units | MB | MB Limit | Spike | MS | MSD | Standard | Standard Limit | Rec | Rec Limit | Prec | Prec Limit |
|---|---|---|---|---|---|---|---|---|---|---|---|---|---|
| BA04932 | Mercury, Total by CVAA | mg/L | 0.0000125 | 0.0005 | 0.004 | 0.00357 | 0.00357 | 0.00394 | 0.0034 to 0.0046 | 89.2 | 70 to 130 | 0.00 | 20 |
| BA04932 | Lead, Total | mg/L | 0.00000853 | 0.0001474 | 0.10 | 0.0977 | 0.0997 | 0.101 | 0.085 to 0.115 | 97.7 | 70 to 130 | 2.03 | 20 |
| BA04932 | Chromium, Total | mg/L | -0.0000346 | 0.00044 | 0.10 | 0.0985 | 0.0981 | 0.102 | 0.085 to 0.115 | 98.5 | 70 to 130 | 0.407 | 20 |
| BA04932 | Boron, Total | mg/L | 0.00462 | 0.0650254 | 1.00 | 1.77 | 1.79 | 1.00 | 0.85 to 1.15 | 101 | 70 to 130 | 1.12 | 20 |
| BA04932 | Calcium, Total | mg/L | -0.0119 | 0.1518 | 5.00 | 225 | 221 | 5.15 | 4.25 to 5.75 | -20.0 | 70 to 130 | 1.79 | 20 |
| BA04932 | Arsenic, Total | mg/L | -0.00000369 | 0.0001474 | 0.10 | 0.104 | 0.103 | 0.106 | 0.085 to 0.115 | 104 | 70 to 130 | 0.966 | 20 |
| BA04932 | Lithium, Total | mg/L | 0.0000382 | 0.0154 | 0.20 | 0.527 | 0.534 | 0.198 | 0.17 to 0.23 | 125 | 70 to 130 | 1.32 | 20 |
| BA04932 | Beryllium, Total | mg/L | 0.0000341 | 0.00088 | 0.10 | 0.0956 | 0.0972 | 0.0939 | 0.085 to 0.115 | 95.6 | 70 to 130 | 1.66 | 20 |
| BA04932 | Cadmium, Total | mg/L | 0.00000810 | 0.0001474 | 0.10 | 0.0971 | 0.0976 | 0.0991 | 0.085 to 0.115 | 97.1 | 70 to 130 | 0.514 | 20 |
| BA04932 | Selenium, Total | mg/L | 0.0000917 | 0.00066 | 0.10 | 0.0977 | 0.0984 | 0.102 | 0.085 to 0.115 | 97.7 | 70 to 130 | 0.714 | 20 |
| BA04932 | Cobalt, Total | mg/L | -0.00000653 | 0.0001474 | 0.10 | 0.0964 | 0.0952 | 0.0997 | 0.085 to 0.115 | 96.4 | 70 to 130 | 1.25 | 20 |
| BA04932 | Molybdenum, Total | mg/L | 0.00000779 | 0.0001474 | 0.10 | 0.154 | 0.151 | 0.0963 | 0.085 to 0.115 | 94.7 | 70 to 130 | 1.97 | 20 |
| BA04932 | Antimony, Total | mg/L | 0.000228 | 0.00066 | 0.10 | 0.100 | 0.101 | 0.0963 | 0.085 to 0.115 | 100 | 70 to 130 | 0.995 | 20 |
| BA04932 | Barium, Total | mg/L | 0.0000412 | 0.0002 | 0.10 | 0.124 | 0.124 | 0.0960 | 0.085 to 0.115 | 97.3 | 70 to 130 | 0.00 | 20 |
| BA04932 | Thallium, Total | mg/L | 0.00000497 | 0.0001474 | 0.10 | 0.103 | 0.103 | 0.102 | 0.085 to 0.115 | 103 | 70 to 130 | 0.00 | 20 |

**Comments:**

Alabama Power
General Test Laboratory
744 County Road 87, GSC #8
Calera, AL 35040

Alabama Power

# Batch QC Summary

**Customer Account:** WMWMILAP
**Sample Date:** 3/5/20 08:58
**Customer ID:**
**Delivery Date:** 3/5/20 14:22

**Description:** Miller Ash Pond - MW-33H

**Laboratory ID Number:** BA04638

| Sample | Analysis | Units | MB | MB Limit | Spike | MS | Sample Duplicate | Standard | Standard Limit | Rec | Rec Limit | Prec | Prec Limit |
|---|---|---|---|---|---|---|---|---|---|---|---|---|---|
| BA04638 | Chloride | mg/L | 0.00706 | 0.50 | 40.0 | 83.3 | 34.7 | 10.3 | 9 to 11 | 124 | 80 to 120 | 2.33 | 20 |
| BA04638 | Sulfate | mg/L | -0.883 | 0.50 | 3200 | 3490 | 708 | 18.5 | 18 to 22 | 87.8 | 80 to 120 | 4.18 | 20 |
| BA04638 | Fluoride | mg/L | 0.0285 | 0.05 | 2.50 | 2.69 | 0.171 | 2.56 | 2.25 to 2.75 | 101 | 80 to 120 | 1.16 | 20 |
| BA04638 | Solids, Dissolved | mg/L | 1.00 | 25 | | | 1060 | 52.0 | 40 to 60 | | | 1.92 | 5 |

**Comments:**

Alabama Power
General Test Laboratory
744 County Road 87, GSC #8
Calera, AL 35040

# *Certificate Of Analysis*

Alabama Power

**Description:** Miller Ash Pond - MW-21

**Location Code:** WMWMILAP
**Collected:** 3/9/20 13:52
**Customer ID:**
**Submittal Date:** 3/11/20 10:05

**Laboratory ID Number:** BA04928

| Name | Prepared | Analyzed | Vio Spec | DF | Results | Units | MDL | RL | Q |
|---|---|---|---|---|---|---|---|---|---|
| ***Analytical Method: EPA 200.7*** | ***Analyst: RDA*** | | | | ***Preparation Method: EPA 1638*** | | | | |
| * Boron, Total | 3/12/20 16:05 | 3/13/20 11:38 | | 1.015 | 0.101 | mg/L | 0.03 | 0.1 | |
| * Calcium, Total | 3/12/20 16:05 | 3/13/20 12:11 | | 20.3 | 52.4 | mg/L | 2.03 | 10.15 | |
| * Lithium, Total | 3/12/20 16:05 | 3/13/20 11:38 | | 1.015 | 0.0252 | mg/L | 0.01 | 0.02 | |
| ***Analytical Method: EPA 200.8*** | ***Analyst: DLJ*** | | | | ***Preparation Method: EPA 1638*** | | | | |
| * Antimony, Total | 3/12/20 10:22 | 3/12/20 18:03 | | 1.015 | Not Detected | mg/L | 0.0008 | 0.003 | U |
| * Arsenic, Total | 3/12/20 10:22 | 3/12/20 18:03 | | 1.015 | 0.00472 | mg/L | 0.001 | 0.005 | J |
| * Barium, Total | 3/12/20 10:22 | 3/12/20 18:03 | | 1.015 | 0.469 | mg/L | 0.002 | 0.01 | |
| * Beryllium, Total | 3/12/20 10:22 | 3/12/20 18:03 | | 1.015 | Not Detected | mg/L | 0.0006 | 0.003 | U |
| * Cadmium, Total | 3/12/20 10:22 | 3/12/20 18:03 | | 1.015 | Not Detected | mg/L | 0.0003 | 0.001 | U |
| * Chromium, Total | 3/12/20 10:22 | 3/12/20 18:03 | | 1.015 | Not Detected | mg/L | 0.002 | 0.01 | U |
| * Cobalt, Total | 3/12/20 10:22 | 3/12/20 18:03 | | 1.015 | Not Detected | mg/L | 0.002 | 0.005 | U |
| * Lead, Total | 3/12/20 10:22 | 3/12/20 18:03 | | 1.015 | Not Detected | mg/L | 0.001 | 0.005 | U |
| * Molybdenum, Total | 3/12/20 10:22 | 3/12/20 18:03 | | 1.015 | Not Detected | mg/L | 0.002 | 0.01 | U |
| * Selenium, Total | 3/12/20 10:22 | 3/12/20 18:03 | | 1.015 | Not Detected | mg/L | 0.002 | 0.01 | U |
| * Thallium, Total | 3/12/20 10:22 | 3/12/20 18:03 | | 1.015 | Not Detected | mg/L | 0.0002 | 0.001 | U |
| ***Analytical Method: EPA 245.1*** | ***Analyst: ABB*** | | | | | | | | |
| * Mercury, Total by CVAA | 3/12/20 10:07 | 3/12/20 15:34 | | 1 | Not Detected | mg/L | 0.0003 | 0.0005 | U |
| ***Analytical Method: SM 2540C*** | ***Analyst: CRB*** | | | | | | | | |
| * Solids, Dissolved | 3/13/20 15:00 | 3/17/20 11:20 | | 1 | 496 | mg/L | | 50 | |
| ***Analytical Method: SM4500Cl E*** | ***Analyst: JCC*** | | | | | | | | |
| * Chloride | 3/13/20 10:27 | 3/13/20 10:27 | | 1 | 14.6 | mg/L | 0.50 | 1 | |
| ***Analytical Method: SM4500F G 2017*** | ***Analyst: JCC*** | | | | | | | | |
| * Fluoride | 3/13/20 14:03 | 3/13/20 14:03 | | 1 | 0.285 | mg/L | 0.05 | 0.1 | |
| ***Analytical Method: SM4500SO4 E*** | ***Analyst: JCC*** | | | | | | | | |
| * Sulfate | 3/17/20 09:27 | 3/17/20 09:27 | | 10 | 111 | mg/L | 5.00 | 10 | |
| ***Analytical Method: Field Measurements*** | ***Analyst: TJD*** | | | | | | | | |
| Conductivity | 3/9/20 13:49 | 3/9/20 13:49 | | | 888.73 | uS/cm | | | FA |
| pH | 3/9/20 13:49 | 3/9/20 13:49 | | | 7.70 | SU | | | FA |
| Temperature | 3/9/20 13:49 | 3/9/20 13:49 | | | 19.04 | C | | | FA |
| Turbidity | 3/9/20 13:49 | 3/9/20 13:49 | | | 3.03 | NTU | | | FA |

MDL's and RL's are adjusted for sample dilution, as applicable

**Comments:**

Reported: 3/30/2020
Version: 3.1
COA_CCR

Alabama Power
General Test Laboratory
744 County Road 87, GSC #8
Calera, AL 35040

# Batch QC Summary

Alabama Power

**Customer Account:** WMWMILAP
**Sample Date:** 3/9/20 13:52
**Customer ID:**
**Delivery Date:** 3/11/20 10:05

**Description**: Miller Ash Pond - MW-21

**Laboratory ID Number:** BA04928

| Sample | Analysis | Units | MB | MB Limit | Spike | MS | MSD | Standard | Standard Limit | Rec | Rec Limit | Prec | Prec Limit |
|---|---|---|---|---|---|---|---|---|---|---|---|---|---|
| BA04932 | Lead, Total | mg/L | 0.00000853 | 0.0001474 | 0.10 | 0.0977 | 0.0997 | 0.101 | 0.085 to 0.115 | 97.7 | 70 to 130 | 2.03 | 20 |
| BA04932 | Mercury, Total by CVAA | mg/L | 0.0000125 | 0.0005 | 0.004 | 0.00357 | 0.00357 | 0.00394 | 0.0034 to 0.0046 | 89.2 | 70 to 130 | 0.00 | 20 |
| BA04932 | Chromium, Total | mg/L | -0.0000346 | 0.00044 | 0.10 | 0.0985 | 0.0981 | 0.102 | 0.085 to 0.115 | 98.5 | 70 to 130 | 0.407 | 20 |
| BA04932 | Arsenic, Total | mg/L | -0.00000369 | 0.0001474 | 0.10 | 0.104 | 0.103 | 0.106 | 0.085 to 0.115 | 104 | 70 to 130 | 0.966 | 20 |
| BA04932 | Lithium, Total | mg/L | 0.0000382 | 0.0154 | 0.20 | 0.527 | 0.534 | 0.198 | 0.17 to 0.23 | 125 | 70 to 130 | 1.32 | 20 |
| BA04932 | Boron, Total | mg/L | 0.00462 | 0.0650254 | 1.00 | 1.77 | 1.79 | 1.00 | 0.85 to 1.15 | 101 | 70 to 130 | 1.12 | 20 |
| BA04932 | Calcium, Total | mg/L | -0.0119 | 0.1518 | 5.00 | 225 | 221 | 5.15 | 4.25 to 5.75 | -20.0 | 70 to 130 | 1.79 | 20 |
| BA04932 | Beryllium, Total | mg/L | 0.0000341 | 0.00088 | 0.10 | 0.0956 | 0.0972 | 0.0939 | 0.085 to 0.115 | 95.6 | 70 to 130 | 1.66 | 20 |
| BA04932 | Cadmium, Total | mg/L | 0.00000810 | 0.0001474 | 0.10 | 0.0971 | 0.0976 | 0.0991 | 0.085 to 0.115 | 97.1 | 70 to 130 | 0.514 | 20 |
| BA04932 | Selenium, Total | mg/L | 0.0000917 | 0.00066 | 0.10 | 0.0977 | 0.0984 | 0.102 | 0.085 to 0.115 | 97.7 | 70 to 130 | 0.714 | 20 |
| BA04932 | Cobalt, Total | mg/L | -0.00000653 | 0.0001474 | 0.10 | 0.0964 | 0.0952 | 0.0997 | 0.085 to 0.115 | 96.4 | 70 to 130 | 1.25 | 20 |
| BA04932 | Molybdenum, Total | mg/L | 0.00000779 | 0.0001474 | 0.10 | 0.154 | 0.151 | 0.0963 | 0.085 to 0.115 | 94.7 | 70 to 130 | 1.97 | 20 |
| BA04932 | Antimony, Total | mg/L | 0.000228 | 0.00066 | 0.10 | 0.100 | 0.101 | 0.0963 | 0.085 to 0.115 | 100 | 70 to 130 | 0.995 | 20 |
| BA04932 | Barium, Total | mg/L | 0.0000412 | 0.0002 | 0.10 | 0.124 | 0.124 | 0.0960 | 0.085 to 0.115 | 97.3 | 70 to 130 | 0.00 | 20 |
| BA04932 | Thallium, Total | mg/L | 0.00000497 | 0.0001474 | 0.10 | 0.103 | 0.103 | 0.102 | 0.085 to 0.115 | 103 | 70 to 130 | 0.00 | 20 |

**Comments:**

Reported: 3/30/2020
Version: 3.1
COA_CCR

Alabama Power
General Test Laboratory
744 County Road 87, GSC #8
Calera, AL 35040

Alabama Power

# Batch QC Summary

**Customer Account:** WMWMILAP
**Sample Date:** 3/9/20 13:52
**Customer ID:**
**Delivery Date:** 3/11/20 10:05

**Description:** Miller Ash Pond - MW-21

**Laboratory ID Number:** BA04928

| Sample | Analysis | Units | MB | MB Limit | Spike | MS | Sample Duplicate | Standard | Standard Limit | Rec | Rec Limit | Prec | Prec Limit |
|---|---|---|---|---|---|---|---|---|---|---|---|---|---|
| BA04937 | Chloride | mg/L | -0.0246 | 0.50 | 160 | 316 | 157 | 10.1 | 9 to 11 | 98.1 | 80 to 120 | 1.27 | 20 |
| BA04937 | Sulfate | mg/L | -0.640 | 0.50 | 1600 | 1710 | 237 | 18.5 | 18 to 22 | 93.1 | 80 to 120 | 7.44 | 20 |
| BA04937 | Fluoride | mg/L | 0.0291 | 0.05 | 2.50 | 2.97 | 0.365 | 2.60 | 2.25 to 2.75 | 104 | 80 to 120 | 1.10 | 20 |
| BA04945 | Solids, Dissolved | mg/L | 2.00 | 25 | | | 333 | 48.0 | 40 to 60 | | | 0.604 | 5 |

**Comments:**

Alabama Power
General Test Laboratory
744 County Road 87, GSC #8
Calera, AL 35040

# Certificate Of Analysis

Alabama Power

**Description:** Miller Ash Pond - MW-23

**Location Code:** WMWMILAP
**Collected:** 3/9/20 17:25
**Customer ID:**
**Submittal Date:** 3/11/20 10:05

**Laboratory ID Number:** BA04929

| Name | Prepared | Analyzed | Vio Spec | DF | Results | Units | MDL | RL | Q |
|---|---|---|---|---|---|---|---|---|---|
| ***Analytical Method: EPA 200.7*** | ***Analyst: RDA*** | | | | ***Preparation Method: EPA 1638*** | | | | |
| * Boron, Total | 3/12/20 16:05 | 3/13/20 11:41 | | 1.015 | 0.756 | mg/L | 0.03 | 0.1 | |
| * Calcium, Total | 3/12/20 16:05 | 3/13/20 12:14 | | 20.3 | 128 | mg/L | 2.03 | 10.15 | |
| * Lithium, Total | 3/12/20 16:05 | 3/13/20 11:41 | | 1.015 | 1.18 | mg/L | 0.01 | 0.02 | |
| ***Analytical Method: EPA 200.8*** | ***Analyst: DLJ*** | | | | ***Preparation Method: EPA 1638*** | | | | |
| * Antimony, Total | 3/12/20 10:22 | 3/12/20 18:06 | | 1.015 | Not Detected | mg/L | 0.0008 | 0.003 | U |
| * Arsenic, Total | 3/12/20 10:22 | 3/12/20 18:06 | | 1.015 | Not Detected | mg/L | 0.001 | 0.005 | U |
| * Barium, Total | 3/12/20 10:22 | 3/16/20 11:14 | | 10.15 | 11.0 | mg/L | 0.0203 | 0.1015 | |
| * Beryllium, Total | 3/12/20 10:22 | 3/12/20 18:06 | | 1.015 | Not Detected | mg/L | 0.0006 | 0.003 | U |
| * Cadmium, Total | 3/12/20 10:22 | 3/12/20 18:06 | | 1.015 | Not Detected | mg/L | 0.0003 | 0.001 | U |
| * Chromium, Total | 3/12/20 10:22 | 3/12/20 18:06 | | 1.015 | Not Detected | mg/L | 0.002 | 0.01 | U |
| * Cobalt, Total | 3/12/20 10:22 | 3/12/20 18:06 | | 1.015 | Not Detected | mg/L | 0.002 | 0.005 | U |
| * Lead, Total | 3/12/20 10:22 | 3/12/20 18:06 | | 1.015 | Not Detected | mg/L | 0.001 | 0.005 | U |
| * Molybdenum, Total | 3/12/20 10:22 | 3/12/20 18:06 | | 1.015 | 0.00500 | mg/L | 0.002 | 0.01 | J |
| * Selenium, Total | 3/12/20 10:22 | 3/12/20 18:06 | | 1.015 | Not Detected | mg/L | 0.002 | 0.01 | U |
| * Thallium, Total | 3/12/20 10:22 | 3/12/20 18:06 | | 1.015 | Not Detected | mg/L | 0.0002 | 0.001 | U |
| ***Analytical Method: EPA 245.1*** | ***Analyst: ABB*** | | | | | | | | |
| * Mercury, Total by CVAA | 3/12/20 10:07 | 3/12/20 15:36 | | 1 | Not Detected | mg/L | 0.0003 | 0.0005 | U |
| ***Analytical Method: SM 2540C*** | ***Analyst: CRB*** | | | | | | | | |
| * Solids, Dissolved | 3/13/20 14:55 | 3/17/20 13:28 | | 1 | 4720 | mg/L | | 250 | |
| ***Analytical Method: SM4500Cl E*** | ***Analyst: JCC*** | | | | | | | | |
| * Chloride | 3/13/20 10:43 | 3/13/20 10:43 | | 160 | 2430 | mg/L | 80.00 | 160 | |
| ***Analytical Method: SM4500F G 2017*** | ***Analyst: JCC*** | | | | | | | | |
| * Fluoride | 3/13/20 14:04 | 3/13/20 14:04 | | 1 | 0.419 | mg/L | 0.05 | 0.1 | |
| ***Analytical Method: SM4500SO4 E*** | ***Analyst: JCC*** | | | | | | | | |
| * Sulfate | 3/17/20 09:28 | 3/17/20 09:28 | | 1 | 0.908 | mg/L | 0.50 | 1 | J |
| ***Analytical Method: Field Measurements*** | ***Analyst: TJD*** | | | | | | | | |
| Conductivity | 3/9/20 17:20 | 3/9/20 17:20 | | | 7665.09 | uS/cm | | | FA |
| pH | 3/9/20 17:20 | 3/9/20 17:20 | | | 7.60 | SU | | | FA |
| Temperature | 3/9/20 17:20 | 3/9/20 17:20 | | | 17.82 | C | | | FA |
| Turbidity | 3/9/20 17:20 | 3/9/20 17:20 | | | 5.79 | NTU | | | FA |

MDL's and RL's are adjusted for sample dilution, as applicable

**Comments:**

Reported: 3/30/2020
Version: 3.1
COA_CCR

Alabama Power
General Test Laboratory
744 County Road 87, GSC #8
Calera, AL 35040

# Batch QC Summary

Alabama Power

**Customer Account:** WMWMILAP
**Sample Date:** 3/9/20 17:25
**Customer ID:**
**Delivery Date:** 3/11/20 10:05

**Description:** Miller Ash Pond - MW-23

**Laboratory ID Number:** BA04929

| Sample | Analysis | Units | MB | MB Limit | Spike | MS | MSD | Standard | Standard Limit | Rec | Rec Limit | Prec | Prec Limit |
|---|---|---|---|---|---|---|---|---|---|---|---|---|---|
| BA04932 | Mercury, Total by CVAA | mg/L | 0.0000125 | 0.0005 | 0.004 | 0.00357 | 0.00357 | 0.00394 | 0.0034 to 0.0046 | 89.2 | 70 to 130 | 0.00 | 20 |
| BA04932 | Lead, Total | mg/L | 0.00000853 | 0.0001474 | 0.10 | 0.0977 | 0.0997 | 0.101 | 0.085 to 0.115 | 97.7 | 70 to 130 | 2.03 | 20 |
| BA04932 | Chromium, Total | mg/L | -0.0000346 | 0.00044 | 0.10 | 0.0985 | 0.0981 | 0.102 | 0.085 to 0.115 | 98.5 | 70 to 130 | 0.407 | 20 |
| BA04932 | Beryllium, Total | mg/L | 0.0000341 | 0.00088 | 0.10 | 0.0956 | 0.0972 | 0.0939 | 0.085 to 0.115 | 95.6 | 70 to 130 | 1.66 | 20 |
| BA04932 | Cadmium, Total | mg/L | 0.00000810 | 0.0001474 | 0.10 | 0.0971 | 0.0976 | 0.0991 | 0.085 to 0.115 | 97.1 | 70 to 130 | 0.514 | 20 |
| BA04932 | Selenium, Total | mg/L | 0.0000917 | 0.00066 | 0.10 | 0.0977 | 0.0984 | 0.102 | 0.085 to 0.115 | 97.7 | 70 to 130 | 0.714 | 20 |
| BA04932 | Boron, Total | mg/L | 0.00462 | 0.0650254 | 1.00 | 1.77 | 1.79 | 1.00 | 0.85 to 1.15 | 101 | 70 to 130 | 1.12 | 20 |
| BA04932 | Calcium, Total | mg/L | -0.0119 | 0.1518 | 5.00 | 225 | 221 | 5.15 | 4.25 to 5.75 | -20.0 | 70 to 130 | 1.79 | 20 |
| BA04932 | Cobalt, Total | mg/L | -0.00000653 | 0.0001474 | 0.10 | 0.0964 | 0.0952 | 0.0997 | 0.085 to 0.115 | 96.4 | 70 to 130 | 1.25 | 20 |
| BA04932 | Molybdenum, Total | mg/L | 0.00000779 | 0.0001474 | 0.10 | 0.154 | 0.151 | 0.0963 | 0.085 to 0.115 | 94.7 | 70 to 130 | 1.97 | 20 |
| BA04932 | Antimony, Total | mg/L | 0.000228 | 0.00066 | 0.10 | 0.100 | 0.101 | 0.0963 | 0.085 to 0.115 | 100 | 70 to 130 | 0.995 | 20 |
| BA04932 | Arsenic, Total | mg/L | -0.00000369 | 0.0001474 | 0.10 | 0.104 | 0.103 | 0.106 | 0.085 to 0.115 | 104 | 70 to 130 | 0.966 | 20 |
| BA04932 | Lithium, Total | mg/L | 0.0000382 | 0.0154 | 0.20 | 0.527 | 0.534 | 0.198 | 0.17 to 0.23 | 125 | 70 to 130 | 1.32 | 20 |
| BA04932 | Barium, Total | mg/L | 0.0000412 | 0.0002 | 0.10 | 0.124 | 0.124 | 0.0960 | 0.085 to 0.115 | 97.3 | 70 to 130 | 0.00 | 20 |
| BA04932 | Thallium, Total | mg/L | 0.00000497 | 0.0001474 | 0.10 | 0.103 | 0.103 | 0.102 | 0.085 to 0.115 | 103 | 70 to 130 | 0.00 | 20 |

**Comments:**

Alabama Power
General Test Laboratory
744 County Road 87, GSC #8
Calera, AL 35040

Alabama Power

# Batch QC Summary

**Customer Account:** WMWMILAP
**Sample Date:** 3/9/20 17:25
**Customer ID:**
**Delivery Date:** 3/11/20 10:05

**Description:** Miller Ash Pond - MW-23

**Laboratory ID Number:** BA04929

| Sample | Analysis | Units | MB | MB Limit | Spike | MS | Sample Duplicate | Standard | Standard Limit | Rec | Rec Limit | Prec | Prec Limit |
|---|---|---|---|---|---|---|---|---|---|---|---|---|---|
| BA04937 | Fluoride | mg/L | 0.0291 | 0.05 | 2.50 | 2.97 | 0.365 | 2.60 | 2.25 to 2.75 | 104 | 80 to 120 | 1.10 | 20 |
| BA04937 | Chloride | mg/L | -0.0246 | 0.50 | 160 | 316 | 157 | 10.1 | 9 to 11 | 98.1 | 80 to 120 | 1.27 | 20 |
| BA04937 | Sulfate | mg/L | -0.640 | 0.50 | 1600 | 1710 | 237 | 18.5 | 18 to 22 | 93.1 | 80 to 120 | 7.44 | 20 |
| BA04940 | Solids, Dissolved | mg/L | -1.00 | 25 | | | 1660 | 52.0 | 40 to 60 | | | 1.78 | 5 |

**Comments:**

Reported: 3/30/2020
Version: 3.1
COA_CCR

Alabama Power
General Test Laboratory
744 County Road 87, GSC #8
Calera, AL 35040

# *Certificate Of Analysis*

Alabama Power

**Description:** Miller Ash Pond - MW-20HS

**Location Code:** WMWMILAP
**Collected:** 3/10/20 12:35
**Customer ID:**
**Submittal Date:** 3/11/20 10:05

**Laboratory ID Number:** BA04930

| Name | Prepared | Analyzed | Vio Spec | DF | Results | Units | MDL | RL | Q |
|---|---|---|---|---|---|---|---|---|---|
| ***Analytical Method: EPA 200.7*** | ***Analyst: RDA*** | | | | ***Preparation Method: EPA 1638*** | | | | |
| * Boron, Total | 3/12/20 16:05 | 3/13/20 11:44 | | 1.015 | 0.633 | mg/L | 0.03 | 0.1 | |
| * Calcium, Total | 3/12/20 16:05 | 3/13/20 12:17 | | 20.3 | 157 | mg/L | 2.03 | 10.15 | |
| * Lithium, Total | 3/12/20 16:05 | 3/13/20 11:44 | | 1.015 | 0.0940 | mg/L | 0.01 | 0.02 | |
| ***Analytical Method: EPA 200.8*** | ***Analyst: DLJ*** | | | | ***Preparation Method: EPA 1638*** | | | | |
| * Antimony, Total | 3/12/20 10:22 | 3/12/20 18:09 | | 1.015 | Not Detected | mg/L | 0.0008 | 0.003 | U |
| * Arsenic, Total | 3/12/20 10:22 | 3/12/20 18:09 | | 1.015 | Not Detected | mg/L | 0.001 | 0.005 | U |
| * Barium, Total | 3/12/20 10:22 | 3/12/20 18:09 | | 1.015 | 0.0292 | mg/L | 0.002 | 0.01 | |
| * Beryllium, Total | 3/12/20 10:22 | 3/12/20 18:09 | | 1.015 | Not Detected | mg/L | 0.0006 | 0.003 | U |
| * Cadmium, Total | 3/12/20 10:22 | 3/12/20 18:09 | | 1.015 | Not Detected | mg/L | 0.0003 | 0.001 | U |
| * Chromium, Total | 3/12/20 10:22 | 3/12/20 18:09 | | 1.015 | Not Detected | mg/L | 0.002 | 0.01 | U |
| * Cobalt, Total | 3/12/20 10:22 | 3/12/20 18:09 | | 1.015 | Not Detected | mg/L | 0.002 | 0.005 | U |
| * Lead, Total | 3/12/20 10:22 | 3/12/20 18:09 | | 1.015 | Not Detected | mg/L | 0.001 | 0.005 | U |
| * Molybdenum, Total | 3/12/20 10:22 | 3/12/20 18:09 | | 1.015 | Not Detected | mg/L | 0.002 | 0.01 | U |
| * Selenium, Total | 3/12/20 10:22 | 3/12/20 18:09 | | 1.015 | Not Detected | mg/L | 0.002 | 0.01 | U |
| * Thallium, Total | 3/12/20 10:22 | 3/12/20 18:09 | | 1.015 | Not Detected | mg/L | 0.0002 | 0.001 | U |
| ***Analytical Method: EPA 245.1*** | ***Analyst: ABB*** | | | | | | | | |
| * Mercury, Total by CVAA | 3/12/20 10:07 | 3/12/20 15:39 | | 1 | Not Detected | mg/L | 0.0003 | 0.0005 | U |
| ***Analytical Method: SM 2540C*** | ***Analyst: CRB*** | | | | | | | | |
| * Solids, Dissolved | 3/13/20 14:55 | 3/17/20 13:28 | | 1 | 944 | mg/L | | 50 | |
| ***Analytical Method: SM4500Cl E*** | ***Analyst: JCC*** | | | | | | | | |
| * Chloride | 3/13/20 10:30 | 3/13/20 10:30 | | 3 | 38.9 | mg/L | 1.50 | 3 | |
| ***Analytical Method: SM4500F G 2017*** | ***Analyst: JCC*** | | | | | | | | |
| * Fluoride | 3/13/20 14:06 | 3/13/20 14:06 | | 1 | 0.0631 | mg/L | 0.05 | 0.1 | J |
| ***Analytical Method: SM4500SO4 E*** | ***Analyst: JCC*** | | | | | | | | |
| * Sulfate | 3/17/20 09:29 | 3/17/20 09:29 | | 50 | 550 | mg/L | 25.00 | 50 | |
| ***Analytical Method: Field Measurements*** | ***Analyst: TJD*** | | | | | | | | |
| Conductivity | 3/10/20 12:31 | 3/10/20 12:31 | | | 1210.01 | uS/cm | | | FA |
| pH | 3/10/20 12:31 | 3/10/20 12:31 | | | 6.47 | SU | | | FA |
| Temperature | 3/10/20 12:31 | 3/10/20 12:31 | | | 17.05 | C | | | FA |
| Turbidity | 3/10/20 12:31 | 3/10/20 12:31 | | | 1.27 | NTU | | | FA |

MDL's and RL's are adjusted for sample dilution, as applicable

**Comments:**

Reported: 3/30/2020
Version: 3.1
COA_CCR

Alabama Power
General Test Laboratory
744 County Road 87, GSC #8
Calera, AL 35040

# Batch QC Summary

Alabama Power

**Customer Account:** WMWMILAP
**Sample Date:** 3/10/20 12:35
**Customer ID:**
**Delivery Date:** 3/11/20 10:05

**Description**: Miller Ash Pond - MW-20HS

**Laboratory ID Number:** BA04930

| Sample | Analysis | Units | MB | MB Limit | Spike | MS | MSD | Standard | Standard Limit | Rec | Rec Limit | Prec | Prec Limit |
|---|---|---|---|---|---|---|---|---|---|---|---|---|---|
| BA04932 | Lead, Total | mg/L | 0.00000853 | 0.0001474 | 0.10 | 0.0977 | 0.0997 | 0.101 | 0.085 to 0.115 | 97.7 | 70 to 130 | 2.03 | 20 |
| BA04932 | Mercury, Total by CVAA | mg/L | 0.0000125 | 0.0005 | 0.004 | 0.00357 | 0.00357 | 0.00394 | 0.0034 to 0.0046 | 89.2 | 70 to 130 | 0.00 | 20 |
| BA04932 | Chromium, Total | mg/L | -0.0000346 | 0.00044 | 0.10 | 0.0985 | 0.0981 | 0.102 | 0.085 to 0.115 | 98.5 | 70 to 130 | 0.407 | 20 |
| BA04932 | Arsenic, Total | mg/L | -0.00000369 | 0.0001474 | 0.10 | 0.104 | 0.103 | 0.106 | 0.085 to 0.115 | 104 | 70 to 130 | 0.966 | 20 |
| BA04932 | Lithium, Total | mg/L | 0.0000382 | 0.0154 | 0.20 | 0.527 | 0.534 | 0.198 | 0.17 to 0.23 | 125 | 70 to 130 | 1.32 | 20 |
| BA04932 | Boron, Total | mg/L | 0.00462 | 0.0650254 | 1.00 | 1.77 | 1.79 | 1.00 | 0.85 to 1.15 | 101 | 70 to 130 | 1.12 | 20 |
| BA04932 | Calcium, Total | mg/L | -0.0119 | 0.1518 | 5.00 | 225 | 221 | 5.15 | 4.25 to 5.75 | -20.0 | 70 to 130 | 1.79 | 20 |
| BA04932 | Beryllium, Total | mg/L | 0.0000341 | 0.00088 | 0.10 | 0.0956 | 0.0972 | 0.0939 | 0.085 to 0.115 | 95.6 | 70 to 130 | 1.66 | 20 |
| BA04932 | Cadmium, Total | mg/L | 0.00000810 | 0.0001474 | 0.10 | 0.0971 | 0.0976 | 0.0991 | 0.085 to 0.115 | 97.1 | 70 to 130 | 0.514 | 20 |
| BA04932 | Selenium, Total | mg/L | 0.0000917 | 0.00066 | 0.10 | 0.0977 | 0.0984 | 0.102 | 0.085 to 0.115 | 97.7 | 70 to 130 | 0.714 | 20 |
| BA04932 | Cobalt, Total | mg/L | -0.00000653 | 0.0001474 | 0.10 | 0.0964 | 0.0952 | 0.0997 | 0.085 to 0.115 | 96.4 | 70 to 130 | 1.25 | 20 |
| BA04932 | Molybdenum, Total | mg/L | 0.00000779 | 0.0001474 | 0.10 | 0.154 | 0.151 | 0.0963 | 0.085 to 0.115 | 94.7 | 70 to 130 | 1.97 | 20 |
| BA04932 | Antimony, Total | mg/L | 0.000228 | 0.00066 | 0.10 | 0.100 | 0.101 | 0.0963 | 0.085 to 0.115 | 100 | 70 to 130 | 0.995 | 20 |
| BA04932 | Barium, Total | mg/L | 0.0000412 | 0.0002 | 0.10 | 0.124 | 0.124 | 0.0960 | 0.085 to 0.115 | 97.3 | 70 to 130 | 0.00 | 20 |
| BA04932 | Thallium, Total | mg/L | 0.00000497 | 0.0001474 | 0.10 | 0.103 | 0.103 | 0.102 | 0.085 to 0.115 | 103 | 70 to 130 | 0.00 | 20 |

**Comments:**

Reported: 3/30/2020
Version: 3.1
COA_CCR

Alabama Power
General Test Laboratory
744 County Road 87, GSC #8
Calera, AL 35040

Alabama Power

# Batch QC Summary

**Customer Account:** WMWMILAP
**Sample Date:** 3/10/20 12:35
**Customer ID:**
**Delivery Date:** 3/11/20 10:05

**Description:** Miller Ash Pond - MW-20HS

**Laboratory ID Number:** BA04930

| Sample | Analysis | Units | MB | MB Limit | Spike | MS | Sample Duplicate | Standard | Standard Limit | Rec | Rec Limit | Prec | Prec Limit |
|---|---|---|---|---|---|---|---|---|---|---|---|---|---|
| BA04937 | Chloride | mg/L | -0.0246 | 0.50 | 160 | 316 | 157 | 10.1 | 9 to 11 | 98.1 | 80 to 120 | 1.27 | 20 |
| BA04937 | Fluoride | mg/L | 0.0291 | 0.05 | 2.50 | 2.97 | 0.365 | 2.60 | 2.25 to 2.75 | 104 | 80 to 120 | 1.10 | 20 |
| BA04937 | Sulfate | mg/L | -0.640 | 0.50 | 1600 | 1710 | 237 | 18.5 | 18 to 22 | 93.1 | 80 to 120 | 7.44 | 20 |
| BA04940 | Solids, Dissolved | mg/L | -1.00 | 25 | | | 1660 | 52.0 | 40 to 60 | | | 1.78 | 5 |

**Comments:**

Alabama Power
General Test Laboratory
744 County Road 87, GSC #8
Calera, AL 35040

# *Certificate Of Analysis*

Alabama Power

**Description:** Miller Ash Pond - MW-20HS DUP

**Location Code:** WMWMILAP
**Collected:** 3/10/20 12:35
**Customer ID:**
**Submittal Date:** 3/11/20 10:05

**Laboratory ID Number:** BA04931

| Name | Prepared | Analyzed | Vio Spec | DF | Results | Units | MDL | RL | Q |
|---|---|---|---|---|---|---|---|---|---|
| ***Analytical Method: EPA 200.7*** | ***Analyst: RDA*** | | | | ***Preparation Method: EPA 1638*** | | | | |
| * Boron, Total | 3/12/20 16:05 | 3/13/20 11:47 | | 1.015 | 0.634 | mg/L | 0.03 | 0.1 | |
| * Calcium, Total | 3/12/20 16:05 | 3/13/20 12:20 | | 20.3 | 160 | mg/L | 2.03 | 10.15 | |
| * Lithium, Total | 3/12/20 16:05 | 3/13/20 11:47 | | 1.015 | 0.0944 | mg/L | 0.01 | 0.02 | |
| ***Analytical Method: EPA 200.8*** | ***Analyst: DLJ*** | | | | ***Preparation Method: EPA 1638*** | | | | |
| * Antimony, Total | 3/12/20 10:22 | 3/12/20 18:11 | | 1.015 | Not Detected | mg/L | 0.0008 | 0.003 | U |
| * Arsenic, Total | 3/12/20 10:22 | 3/12/20 18:11 | | 1.015 | Not Detected | mg/L | 0.001 | 0.005 | U |
| * Barium, Total | 3/12/20 10:22 | 3/12/20 18:11 | | 1.015 | 0.0297 | mg/L | 0.002 | 0.01 | |
| * Beryllium, Total | 3/12/20 10:22 | 3/12/20 18:11 | | 1.015 | Not Detected | mg/L | 0.0006 | 0.003 | U |
| * Cadmium, Total | 3/12/20 10:22 | 3/12/20 18:11 | | 1.015 | Not Detected | mg/L | 0.0003 | 0.001 | U |
| * Chromium, Total | 3/12/20 10:22 | 3/12/20 18:11 | | 1.015 | Not Detected | mg/L | 0.002 | 0.01 | U |
| * Cobalt, Total | 3/12/20 10:22 | 3/12/20 18:11 | | 1.015 | Not Detected | mg/L | 0.002 | 0.005 | U |
| * Lead, Total | 3/12/20 10:22 | 3/12/20 18:11 | | 1.015 | Not Detected | mg/L | 0.001 | 0.005 | U |
| * Molybdenum, Total | 3/12/20 10:22 | 3/12/20 18:11 | | 1.015 | Not Detected | mg/L | 0.002 | 0.01 | U |
| * Selenium, Total | 3/12/20 10:22 | 3/12/20 18:11 | | 1.015 | Not Detected | mg/L | 0.002 | 0.01 | U |
| * Thallium, Total | 3/12/20 10:22 | 3/12/20 18:11 | | 1.015 | Not Detected | mg/L | 0.0002 | 0.001 | U |
| ***Analytical Method: EPA 245.1*** | ***Analyst: ABB*** | | | | | | | | |
| * Mercury, Total by CVAA | 3/12/20 10:07 | 3/12/20 15:41 | | 1 | Not Detected | mg/L | 0.0003 | 0.0005 | U |
| ***Analytical Method: SM 2540C*** | ***Analyst: CRB*** | | | | | | | | |
| * Solids, Dissolved | 3/13/20 14:55 | 3/17/20 13:28 | | 1 | 938 | mg/L | | 50 | |
| ***Analytical Method: SM4500Cl E*** | ***Analyst: JCC*** | | | | | | | | |
| * Chloride | 3/13/20 10:31 | 3/13/20 10:31 | | 3 | 38.3 | mg/L | 1.50 | 3 | |
| ***Analytical Method: SM4500F G 2017*** | ***Analyst: JCC*** | | | | | | | | |
| * Fluoride | 3/13/20 14:07 | 3/13/20 14:07 | | 1 | 0.0619 | mg/L | 0.05 | 0.1 | J |
| ***Analytical Method: SM4500SO4 E*** | ***Analyst: JCC*** | | | | | | | | |
| * Sulfate | 3/17/20 09:30 | 3/17/20 09:30 | | 50 | 564 | mg/L | 25.00 | 50 | |
| ***Analytical Method: Field Measurements*** | ***Analyst: TJD*** | | | | | | | | |
| Conductivity | 3/10/20 12:31 | 3/10/20 12:31 | | | 1210.01 | uS/cm | | | FA |
| pH | 3/10/20 12:31 | 3/10/20 12:31 | | | 6.47 | SU | | | FA |
| Temperature | 3/10/20 12:31 | 3/10/20 12:31 | | | 17.05 | C | | | FA |
| Turbidity | 3/10/20 12:31 | 3/10/20 12:31 | | | 1.27 | NTU | | | FA |

MDL's and RL's are adjusted for sample dilution, as applicable

**Comments:**

Reported: 3/30/2020
Version: 3.1
COA_CCR

Alabama Power
General Test Laboratory
744 County Road 87, GSC #8
Calera, AL 35040

# Batch QC Summary

Alabama Power

**Customer Account:** WMWMILAP
**Sample Date:** 3/10/20 12:35
**Customer ID:**
**Delivery Date:** 3/11/20 10:05

**Description:** Miller Ash Pond - MW-20HS DUP

**Laboratory ID Number:** BA04931

| Sample | Analysis | Units | MB | MB Limit | Spike | MS | MSD | Standard | Standard Limit | Rec | Rec Limit | Prec | Prec Limit |
|---|---|---|---|---|---|---|---|---|---|---|---|---|---|
| BA04932 | Lead, Total | mg/L | 0.00000853 | 0.0001474 | 0.10 | 0.0977 | 0.0997 | 0.101 | 0.085 to 0.115 | 97.7 | 70 to 130 | 2.03 | 20 |
| BA04932 | Mercury, Total by CVAA | mg/L | 0.0000125 | 0.0005 | 0.004 | 0.00357 | 0.00357 | 0.00394 | 0.0034 to 0.0046 | 89.2 | 70 to 130 | 0.00 | 20 |
| BA04932 | Chromium, Total | mg/L | -0.0000346 | 0.00044 | 0.10 | 0.0985 | 0.0981 | 0.102 | 0.085 to 0.115 | 98.5 | 70 to 130 | 0.407 | 20 |
| BA04932 | Arsenic, Total | mg/L | -0.00000369 | 0.0001474 | 0.10 | 0.104 | 0.103 | 0.106 | 0.085 to 0.115 | 104 | 70 to 130 | 0.966 | 20 |
| BA04932 | Lithium, Total | mg/L | 0.0000382 | 0.0154 | 0.20 | 0.527 | 0.534 | 0.198 | 0.17 to 0.23 | 125 | 70 to 130 | 1.32 | 20 |
| BA04932 | Boron, Total | mg/L | 0.00462 | 0.0650254 | 1.00 | 1.77 | 1.79 | 1.00 | 0.85 to 1.15 | 101 | 70 to 130 | 1.12 | 20 |
| BA04932 | Calcium, Total | mg/L | -0.0119 | 0.1518 | 5.00 | 225 | 221 | 5.15 | 4.25 to 5.75 | -20.0 | 70 to 130 | 1.79 | 20 |
| BA04932 | Beryllium, Total | mg/L | 0.0000341 | 0.00088 | 0.10 | 0.0956 | 0.0972 | 0.0939 | 0.085 to 0.115 | 95.6 | 70 to 130 | 1.66 | 20 |
| BA04932 | Cadmium, Total | mg/L | 0.00000810 | 0.0001474 | 0.10 | 0.0971 | 0.0976 | 0.0991 | 0.085 to 0.115 | 97.1 | 70 to 130 | 0.514 | 20 |
| BA04932 | Selenium, Total | mg/L | 0.0000917 | 0.00066 | 0.10 | 0.0977 | 0.0984 | 0.102 | 0.085 to 0.115 | 97.7 | 70 to 130 | 0.714 | 20 |
| BA04932 | Cobalt, Total | mg/L | -0.00000653 | 0.0001474 | 0.10 | 0.0964 | 0.0952 | 0.0997 | 0.085 to 0.115 | 96.4 | 70 to 130 | 1.25 | 20 |
| BA04932 | Molybdenum, Total | mg/L | 0.00000779 | 0.0001474 | 0.10 | 0.154 | 0.151 | 0.0963 | 0.085 to 0.115 | 94.7 | 70 to 130 | 1.97 | 20 |
| BA04932 | Antimony, Total | mg/L | 0.000228 | 0.00066 | 0.10 | 0.100 | 0.101 | 0.0963 | 0.085 to 0.115 | 100 | 70 to 130 | 0.995 | 20 |
| BA04932 | Barium, Total | mg/L | 0.0000412 | 0.0002 | 0.10 | 0.124 | 0.124 | 0.0960 | 0.085 to 0.115 | 97.3 | 70 to 130 | 0.00 | 20 |
| BA04932 | Thallium, Total | mg/L | 0.00000497 | 0.0001474 | 0.10 | 0.103 | 0.103 | 0.102 | 0.085 to 0.115 | 103 | 70 to 130 | 0.00 | 20 |

**Comments:**

Reported: 3/30/2020
Version: 3.1
COA_CCR

Alabama Power
General Test Laboratory
744 County Road 87, GSC #8
Calera, AL 35040

Alabama Power

# Batch QC Summary

**Customer Account:** WMWMILAP
**Sample Date:** 3/10/20 12:35
**Customer ID:**
**Delivery Date:** 3/11/20 10:05

**Description:** Miller Ash Pond - MW-20HS DUP

**Laboratory ID Number:** BA04931

| Sample | Analysis | Units | MB | MB Limit | Spike | MS | Sample Duplicate | Standard | Standard Limit | Rec | Rec Limit | Prec | Prec Limit |
|---|---|---|---|---|---|---|---|---|---|---|---|---|---|
| BA04937 | Chloride | mg/L | -0.0246 | 0.50 | 160 | 316 | 157 | 10.1 | 9 to 11 | 98.1 | 80 to 120 | 1.27 | 20 |
| BA04937 | Fluoride | mg/L | 0.0291 | 0.05 | 2.50 | 2.97 | 0.365 | 2.60 | 2.25 to 2.75 | 104 | 80 to 120 | 1.10 | 20 |
| BA04937 | Sulfate | mg/L | -0.640 | 0.50 | 1600 | 1710 | 237 | 18.5 | 18 to 22 | 93.1 | 80 to 120 | 7.44 | 20 |
| BA04940 | Solids, Dissolved | mg/L | -1.00 | 25 | | | 1660 | 52.0 | 40 to 60 | | | 1.78 | 5 |

**Comments:**

Alabama Power
General Test Laboratory
744 County Road 87, GSC #8
Calera, AL 35040

# *Certificate Of Analysis*

Alabama Power

**Description:** Miller Ash Pond - MW-20H

**Location Code:** WMWMILAP
**Collected:** 3/10/20 13:50
**Customer ID:**
**Submittal Date:** 3/11/20 10:05

**Laboratory ID Number:** BA04932

| Name | Prepared | Analyzed | Vio Spec | DF | Results | Units | MDL | RL | Q |
|---|---|---|---|---|---|---|---|---|---|
| ***Analytical Method: EPA 200.7*** | ***Analyst: RDA*** | | | | ***Preparation Method: EPA 1638*** | | | | |
| * Boron, Total | 3/12/20 16:05 | 3/13/20 11:50 | | 1.015 | 0.759 | mg/L | 0.03 | 0.1 | |
| * Calcium, Total | 3/12/20 16:05 | 3/13/20 12:23 | | 20.3 | 226 | mg/L | 2.03 | 10.15 | RA |
| * Lithium, Total | 3/12/20 16:05 | 3/13/20 11:50 | | 1.015 | 0.277 | mg/L | 0.01 | 0.02 | |
| ***Analytical Method: EPA 200.8*** | ***Analyst: DLJ*** | | | | ***Preparation Method: EPA 1638*** | | | | |
| * Antimony, Total | 3/12/20 10:22 | 3/12/20 18:14 | | 1.015 | Not Detected | mg/L | 0.0008 | 0.003 | U |
| * Arsenic, Total | 3/12/20 10:22 | 3/12/20 18:14 | | 1.015 | Not Detected | mg/L | 0.001 | 0.005 | U |
| * Barium, Total | 3/12/20 10:22 | 3/12/20 18:14 | | 1.015 | 0.0267 | mg/L | 0.002 | 0.01 | |
| * Beryllium, Total | 3/12/20 10:22 | 3/12/20 18:14 | | 1.015 | Not Detected | mg/L | 0.0006 | 0.003 | U |
| * Cadmium, Total | 3/12/20 10:22 | 3/12/20 18:14 | | 1.015 | Not Detected | mg/L | 0.0003 | 0.001 | U |
| * Chromium, Total | 3/12/20 10:22 | 3/12/20 18:14 | | 1.015 | Not Detected | mg/L | 0.002 | 0.01 | U |
| * Cobalt, Total | 3/12/20 10:22 | 3/12/20 18:14 | | 1.015 | Not Detected | mg/L | 0.002 | 0.005 | U |
| * Lead, Total | 3/12/20 10:22 | 3/12/20 18:14 | | 1.015 | Not Detected | mg/L | 0.001 | 0.005 | U |
| * Molybdenum, Total | 3/12/20 10:22 | 3/12/20 18:14 | | 1.015 | 0.0593 | mg/L | 0.002 | 0.01 | |
| * Selenium, Total | 3/12/20 10:22 | 3/12/20 18:14 | | 1.015 | Not Detected | mg/L | 0.002 | 0.01 | U |
| * Thallium, Total | 3/12/20 10:22 | 3/12/20 18:14 | | 1.015 | Not Detected | mg/L | 0.0002 | 0.001 | U |
| ***Analytical Method: EPA 245.1*** | ***Analyst: ABB*** | | | | | | | | |
| * Mercury, Total by CVAA | 3/12/20 10:07 | 3/12/20 15:44 | | 1 | Not Detected | mg/L | 0.0003 | 0.0005 | U |
| ***Analytical Method: SM 2540C*** | ***Analyst: CRB*** | | | | | | | | |
| * Solids, Dissolved | 3/13/20 14:55 | 3/17/20 13:28 | | 1 | 1290 | mg/L | | 50 | |
| ***Analytical Method: SM4500Cl E*** | ***Analyst: JCC*** | | | | | | | | |
| * Chloride | 3/13/20 10:32 | 3/13/20 10:32 | | 3 | 44.2 | mg/L | 1.50 | 3 | |
| ***Analytical Method: SM4500F G 2017*** | ***Analyst: JCC*** | | | | | | | | |
| * Fluoride | 3/13/20 14:08 | 3/13/20 14:08 | | 1 | 0.297 | mg/L | 0.05 | 0.1 | |
| ***Analytical Method: SM4500SO4 E*** | ***Analyst: JCC*** | | | | | | | | |
| * Sulfate | 3/17/20 09:31 | 3/17/20 09:31 | | 80 | 793 | mg/L | 40.00 | 80 | |
| ***Analytical Method: Field Measurements*** | ***Analyst: TJD*** | | | | | | | | |
| Conductivity | 3/10/20 13:46 | 3/10/20 13:46 | | | 1659.50 | uS/cm | | | FA |
| pH | 3/10/20 13:46 | 3/10/20 13:46 | | | 7.35 | SU | | | FA |
| Temperature | 3/10/20 13:46 | 3/10/20 13:46 | | | 17.31 | C | | | FA |
| Turbidity | 3/10/20 13:46 | 3/10/20 13:46 | | | 1.72 | NTU | | | FA |

MDL's and RL's are adjusted for sample dilution, as applicable

**Comments:**

Reported: 3/30/2020
Version: 3.1
COA_CCR

Alabama Power
General Test Laboratory
744 County Road 87, GSC #8
Calera, AL 35040

# Batch QC Summary

Alabama Power

**Customer Account:** WMWMILAP
**Sample Date:** 3/10/20 13:50
**Customer ID:**
**Delivery Date:** 3/11/20 10:05

**Description**: Miller Ash Pond - MW-20H

**Laboratory ID Number:** BA04932

| Sample | Analysis | Units | MB | MB Limit | Spike | MS | MSD | Standard | Standard Limit | Rec | Rec Limit | Prec | Prec Limit |
|---|---|---|---|---|---|---|---|---|---|---|---|---|---|
| BA04932 | Lead, Total | mg/L | 0.00000853 | 0.0001474 | 0.10 | 0.0977 | 0.0997 | 0.101 | 0.085 to 0.115 | 97.7 | 70 to 130 | 2.03 | 20 |
| BA04932 | Mercury, Total by CVAA | mg/L | 0.0000125 | 0.0005 | 0.004 | 0.00357 | 0.00357 | 0.00394 | 0.0034 to 0.0046 | 89.2 | 70 to 130 | 0.00 | 20 |
| BA04932 | Chromium, Total | mg/L | -0.0000346 | 0.00044 | 0.10 | 0.0985 | 0.0981 | 0.102 | 0.085 to 0.115 | 98.5 | 70 to 130 | 0.407 | 20 |
| BA04932 | Boron, Total | mg/L | 0.00462 | 0.0650254 | 1.00 | 1.77 | 1.79 | 1.00 | 0.85 to 1.15 | 101 | 70 to 130 | 1.12 | 20 |
| BA04932 | Calcium, Total | mg/L | -0.0119 | 0.1518 | 5.00 | 225 | 221 | 5.15 | 4.25 to 5.75 | -20.0 | 70 to 130 | 1.79 | 20 |
| BA04932 | Arsenic, Total | mg/L | -0.00000369 | 0.0001474 | 0.10 | 0.104 | 0.103 | 0.106 | 0.085 to 0.115 | 104 | 70 to 130 | 0.966 | 20 |
| BA04932 | Lithium, Total | mg/L | 0.0000382 | 0.0154 | 0.20 | 0.527 | 0.534 | 0.198 | 0.17 to 0.23 | 125 | 70 to 130 | 1.32 | 20 |
| BA04932 | Beryllium, Total | mg/L | 0.0000341 | 0.00088 | 0.10 | 0.0956 | 0.0972 | 0.0939 | 0.085 to 0.115 | 95.6 | 70 to 130 | 1.66 | 20 |
| BA04932 | Cadmium, Total | mg/L | 0.00000810 | 0.0001474 | 0.10 | 0.0971 | 0.0976 | 0.0991 | 0.085 to 0.115 | 97.1 | 70 to 130 | 0.514 | 20 |
| BA04932 | Selenium, Total | mg/L | 0.0000917 | 0.00066 | 0.10 | 0.0977 | 0.0984 | 0.102 | 0.085 to 0.115 | 97.7 | 70 to 130 | 0.714 | 20 |
| BA04932 | Cobalt, Total | mg/L | -0.00000653 | 0.0001474 | 0.10 | 0.0964 | 0.0952 | 0.0997 | 0.085 to 0.115 | 96.4 | 70 to 130 | 1.25 | 20 |
| BA04932 | Molybdenum, Total | mg/L | 0.00000779 | 0.0001474 | 0.10 | 0.154 | 0.151 | 0.0963 | 0.085 to 0.115 | 94.7 | 70 to 130 | 1.97 | 20 |
| BA04932 | Antimony, Total | mg/L | 0.000228 | 0.00066 | 0.10 | 0.100 | 0.101 | 0.0963 | 0.085 to 0.115 | 100 | 70 to 130 | 0.995 | 20 |
| BA04932 | Barium, Total | mg/L | 0.0000412 | 0.0002 | 0.10 | 0.124 | 0.124 | 0.0960 | 0.085 to 0.115 | 97.3 | 70 to 130 | 0.00 | 20 |
| BA04932 | Thallium, Total | mg/L | 0.00000497 | 0.0001474 | 0.10 | 0.103 | 0.103 | 0.102 | 0.085 to 0.115 | 103 | 70 to 130 | 0.00 | 20 |

**Comments:**

Alabama Power
General Test Laboratory
744 County Road 87, GSC #8
Calera, AL 35040

Alabama Power

# Batch QC Summary

**Customer Account:** WMWMILAP
**Sample Date:** 3/10/20 13:50
**Customer ID:**
**Delivery Date:** 3/11/20 10:05

**Description:** Miller Ash Pond - MW-20H

**Laboratory ID Number:** BA04932

| Sample | Analysis | Units | MB | MB Limit | Spike | MS | Sample Duplicate | Standard | Standard Limit | Rec | Rec Limit | Prec | Prec Limit |
|---|---|---|---|---|---|---|---|---|---|---|---|---|---|
| BA04933 | Solids, Dissolved | mg/L | -1.00 | 25 | | | 225 | 52.0 | 40 to 60 | | | 2.04 | 5 |
| BA04937 | Chloride | mg/L | -0.0246 | 0.50 | 160 | 316 | 157 | 10.1 | 9 to 11 | 98.1 | 80 to 120 | 1.27 | 20 |
| BA04937 | Fluoride | mg/L | 0.0291 | 0.05 | 2.50 | 2.97 | 0.365 | 2.60 | 2.25 to 2.75 | 104 | 80 to 120 | 1.10 | 20 |
| BA04937 | Sulfate | mg/L | -0.640 | 0.50 | 1600 | 1710 | 237 | 18.5 | 18 to 22 | 93.1 | 80 to 120 | 7.44 | 20 |

**Comments:**

Reported: 3/30/2020
Version: 3.1
COA_CCR

Alabama Power
General Test Laboratory
744 County Road 87, GSC #8
Calera, AL 35040

# Certificate Of Analysis

Alabama Power

**Description:** Miller Ash Pond - MW-32H

**Location Code:** WMWMILAP
**Collected:** 3/10/20 15:33
**Customer ID:**
**Submittal Date:** 3/11/20 10:05

**Laboratory ID Number:** BA04933

| Name | Prepared | Analyzed | Vio Spec | DF | Results | Units | MDL | RL | Q |
|---|---|---|---|---|---|---|---|---|---|
| ***Analytical Method: EPA 200.7*** | ***Analyst: RDA*** | | | | ***Preparation Method: EPA 1638*** | | | | |
| * Boron, Total | 3/12/20 16:05 | 3/13/20 12:05 | | 1.015 | Not Detected | mg/L | 0.03 | 0.1 | U |
| * Calcium, Total | 3/12/20 16:05 | 3/13/20 12:45 | | 20.3 | 51.1 | mg/L | 2.03 | 10.15 | |
| * Lithium, Total | 3/12/20 16:05 | 3/13/20 12:05 | | 1.015 | Not Detected | mg/L | 0.01 | 0.02 | U |
| ***Analytical Method: EPA 200.8*** | ***Analyst: DLJ*** | | | | ***Preparation Method: EPA 1638*** | | | | |
| * Antimony, Total | 3/12/20 10:22 | 3/12/20 18:30 | | 1.015 | Not Detected | mg/L | 0.0008 | 0.003 | U |
| * Arsenic, Total | 3/12/20 10:22 | 3/12/20 18:30 | | 1.015 | 0.00312 | mg/L | 0.001 | 0.005 | J |
| * Barium, Total | 3/12/20 10:22 | 3/12/20 18:30 | | 1.015 | 0.367 | mg/L | 0.002 | 0.01 | |
| * Beryllium, Total | 3/12/20 10:22 | 3/12/20 18:30 | | 1.015 | Not Detected | mg/L | 0.0006 | 0.003 | U |
| * Cadmium, Total | 3/12/20 10:22 | 3/12/20 18:30 | | 1.015 | Not Detected | mg/L | 0.0003 | 0.001 | U |
| * Chromium, Total | 3/12/20 10:22 | 3/12/20 18:30 | | 1.015 | Not Detected | mg/L | 0.002 | 0.01 | U |
| * Cobalt, Total | 3/12/20 10:22 | 3/12/20 18:30 | | 1.015 | Not Detected | mg/L | 0.002 | 0.005 | U |
| * Lead, Total | 3/12/20 10:22 | 3/12/20 18:30 | | 1.015 | Not Detected | mg/L | 0.001 | 0.005 | U |
| * Molybdenum, Total | 3/12/20 10:22 | 3/12/20 18:30 | | 1.015 | 0.0129 | mg/L | 0.002 | 0.01 | |
| * Selenium, Total | 3/12/20 10:22 | 3/12/20 18:30 | | 1.015 | Not Detected | mg/L | 0.002 | 0.01 | U |
| * Thallium, Total | 3/12/20 10:22 | 3/12/20 18:30 | | 1.015 | Not Detected | mg/L | 0.0002 | 0.001 | U |
| ***Analytical Method: EPA 245.1*** | ***Analyst: ABB*** | | | | | | | | |
| * Mercury, Total by CVAA | 3/12/20 10:07 | 3/12/20 16:00 | | 1 | Not Detected | mg/L | 0.0003 | 0.0005 | U |
| ***Analytical Method: SM 2540C*** | ***Analyst: CRB*** | | | | | | | | |
| * Solids, Dissolved | 3/13/20 14:55 | 3/17/20 13:28 | | 1 | 216 | mg/L | | 25 | |
| ***Analytical Method: SM4500Cl E*** | ***Analyst: JCC*** | | | | | | | | |
| * Chloride | 3/13/20 10:33 | 3/13/20 10:33 | | 1 | 5.73 | mg/L | 0.50 | 1 | |
| ***Analytical Method: SM4500F G 2017*** | ***Analyst: JCC*** | | | | | | | | |
| * Fluoride | 3/13/20 14:09 | 3/13/20 14:09 | | 1 | 0.132 | mg/L | 0.05 | 0.1 | |
| ***Analytical Method: SM4500SO4 E*** | ***Analyst: JCC*** | | | | | | | | |
| * Sulfate | 3/17/20 09:33 | 3/17/20 09:33 | | 1 | 16.3 | mg/L | 0.50 | 1 | |
| ***Analytical Method: Field Measurements*** | ***Analyst: TJD*** | | | | | | | | |
| Conductivity | 3/10/20 15:29 | 3/10/20 15:29 | | | 346.70 | uS/cm | | | FA |
| pH | 3/10/20 15:29 | 3/10/20 15:29 | | | 7.27 | SU | | | FA |
| Temperature | 3/10/20 15:29 | 3/10/20 15:29 | | | 17.32 | C | | | FA |
| Turbidity | 3/10/20 15:29 | 3/10/20 15:29 | | | 2.46 | NTU | | | FA |

MDL's and RL's are adjusted for sample dilution, as applicable

**Comments:**

Reported: 3/30/2020
Version: 3.1
COA_CCR

Alabama Power
General Test Laboratory
744 County Road 87, GSC #8
Calera, AL 35040

# Batch QC Summary

Alabama Power

**Customer Account:** WMWMILAP
**Sample Date:** 3/10/20 15:33
**Customer ID:**
**Delivery Date:** 3/11/20 10:05

**Description**: Miller Ash Pond - MW-32H

**Laboratory ID Number:** BA04933

| Sample | Analysis | Units | MB | MB Limit | Spike | MS | MSD | Standard | Standard Limit | Rec | Rec Limit | Prec | Prec Limit |
|---|---|---|---|---|---|---|---|---|---|---|---|---|---|
| BA04943 | Barium, Total | mg/L | 0.0000412 | 0.0002 | 0.10 | 0.203 | 0.207 | 0.0960 | 0.085 to 0.115 | 92.0 | 70 to 130 | 1.95 | 20 |
| BA04943 | Lithium, Total | mg/L | 0.0000382 | 0.0154 | 0.20 | 0.288 | 0.288 | 0.198 | 0.17 to 0.23 | 111 | 70 to 130 | 0.00 | 20 |
| BA04943 | Arsenic, Total | mg/L | -0.00000369 | 0.0001474 | 0.10 | 0.115 | 0.114 | 0.106 | 0.085 to 0.115 | 103 | 70 to 130 | 0.873 | 20 |
| BA04943 | Cobalt, Total | mg/L | -0.00000653 | 0.0001474 | 0.10 | 0.0965 | 0.0979 | 0.0997 | 0.085 to 0.115 | 96.5 | 70 to 130 | 1.44 | 20 |
| BA04943 | Molybdenum, Total | mg/L | 0.00000779 | 0.0001474 | 0.10 | 0.0946 | 0.0972 | 0.0963 | 0.085 to 0.115 | 94.6 | 70 to 130 | 2.71 | 20 |
| BA04943 | Antimony, Total | mg/L | 0.000228 | 0.00066 | 0.10 | 0.0953 | 0.0980 | 0.0963 | 0.085 to 0.115 | 93.2 | 70 to 130 | 2.79 | 20 |
| BA04943 | Mercury, Total by CVAA | mg/L | 0.0000104 | 0.0005 | 0.004 | 0.00387 | 0.00393 | 0.00394 | 0.0034 to 0.0046 | 96.8 | 70 to 130 | 1.54 | 20 |
| BA04943 | Selenium, Total | mg/L | 0.0000917 | 0.00066 | 0.10 | 0.0983 | 0.0986 | 0.102 | 0.085 to 0.115 | 98.3 | 70 to 130 | 0.305 | 20 |
| BA04943 | Beryllium, Total | mg/L | 0.0000341 | 0.00088 | 0.10 | 0.0947 | 0.0933 | 0.0939 | 0.085 to 0.115 | 94.7 | 70 to 130 | 1.49 | 20 |
| BA04943 | Thallium, Total | mg/L | 0.00000497 | 0.0001474 | 0.10 | 0.101 | 0.103 | 0.102 | 0.085 to 0.115 | 101 | 70 to 130 | 1.96 | 20 |
| BA04943 | Boron, Total | mg/L | 0.00462 | 0.0650254 | 1.00 | 1.03 | 1.04 | 1.00 | 0.85 to 1.15 | 103 | 70 to 130 | 0.966 | 20 |
| BA04943 | Calcium, Total | mg/L | -0.0119 | 0.1518 | 5.00 | 45.0 | 44.6 | 5.15 | 4.25 to 5.75 | 86.0 | 70 to 130 | 0.893 | 20 |
| BA04943 | Cadmium, Total | mg/L | 0.00000810 | 0.0001474 | 0.10 | 0.0989 | 0.0983 | 0.0991 | 0.085 to 0.115 | 98.9 | 70 to 130 | 0.609 | 20 |
| BA04943 | Chromium, Total | mg/L | -0.0000346 | 0.00044 | 0.10 | 0.0992 | 0.101 | 0.102 | 0.085 to 0.115 | 99.2 | 70 to 130 | 1.80 | 20 |
| BA04943 | Lead, Total | mg/L | 0.00000853 | 0.0001474 | 0.10 | 0.101 | 0.0981 | 0.101 | 0.085 to 0.115 | 101 | 70 to 130 | 2.91 | 20 |

**Comments:**

Reported: 3/30/2020
Version: 3.1
COA_CCR

Alabama Power
General Test Laboratory
744 County Road 87, GSC #8
Calera, AL 35040

Alabama Power

# Batch QC Summary

**Customer Account:** WMWMILAP
**Sample Date:** 3/10/20 15:33
**Customer ID:**
**Delivery Date:** 3/11/20 10:05

**Description:** Miller Ash Pond - MW-32H

**Laboratory ID Number:** BA04933

| Sample | Analysis | Units | MB | MB Limit | Spike | MS | Sample Duplicate | Standard | Standard Limit | Rec | Rec Limit | Prec | Prec Limit |
|---|---|---|---|---|---|---|---|---|---|---|---|---|---|
| BA04937 | Sulfate | mg/L | -0.640 | 0.50 | 1600 | 1710 | 237 | 18.5 | 18 to 22 | 93.1 | 80 to 120 | 7.44 | 20 |
| BA04933 | Solids, Dissolved | mg/L | -1.00 | 25 | | | 225 | 52.0 | 40 to 60 | | | 2.04 | 5 |
| BA04937 | Chloride | mg/L | -0.0246 | 0.50 | 160 | 316 | 157 | 10.1 | 9 to 11 | 98.1 | 80 to 120 | 1.27 | 20 |
| BA04937 | Fluoride | mg/L | 0.0291 | 0.05 | 2.50 | 2.97 | 0.365 | 2.60 | 2.25 to 2.75 | 104 | 80 to 120 | 1.10 | 20 |

**Comments:**

Reported: 3/30/2020
Version: 3.1
COA_CCR

Alabama Power
General Test Laboratory
744 County Road 87, GSC #8
Calera, AL 35040

# *Certificate Of Analysis*

Alabama Power

**Description:** Miller Ash Pond Field Blank

**Location Code:** WMWMILAPFB
**Collected:** 3/10/20 16:00
**Customer ID:**
**Submittal Date:** 3/11/20 10:05

**Laboratory ID Number:** BA04934

| Name | Prepared | Analyzed | Vio Spec | DF | Results | Units | MDL | RL | Q |
|---|---|---|---|---|---|---|---|---|---|
| ***Analytical Method: EPA 200.7*** | ***Analyst: RDA*** | | | | ***Preparation Method: EPA 1638*** | | | | |
| * Boron, Total | 3/12/20 16:05 | 3/13/20 12:08 | | 1.015 | Not Detected | mg/L | 0.03 | 0.1 | U |
| * Calcium, Total | 3/12/20 16:05 | 3/13/20 12:08 | | 1.015 | Not Detected | mg/L | 0.1 | 0.5 | U |
| * Lithium, Total | 3/12/20 16:05 | 3/13/20 12:08 | | 1.015 | Not Detected | mg/L | 0.01 | 0.02 | U |
| ***Analytical Method: EPA 200.8*** | ***Analyst: DLJ*** | | | | ***Preparation Method: EPA 1638*** | | | | |
| * Antimony, Total | 3/12/20 10:22 | 3/12/20 18:32 | | 1.015 | Not Detected | mg/L | 0.0008 | 0.003 | U |
| * Arsenic, Total | 3/12/20 10:22 | 3/12/20 18:32 | | 1.015 | Not Detected | mg/L | 0.001 | 0.005 | U |
| * Barium, Total | 3/12/20 10:22 | 3/12/20 18:32 | | 1.015 | Not Detected | mg/L | 0.002 | 0.01 | U |
| * Beryllium, Total | 3/12/20 10:22 | 3/12/20 18:32 | | 1.015 | Not Detected | mg/L | 0.0006 | 0.003 | U |
| * Cadmium, Total | 3/12/20 10:22 | 3/12/20 18:32 | | 1.015 | Not Detected | mg/L | 0.0003 | 0.001 | U |
| * Chromium, Total | 3/12/20 10:22 | 3/12/20 18:32 | | 1.015 | Not Detected | mg/L | 0.002 | 0.01 | U |
| * Cobalt, Total | 3/12/20 10:22 | 3/12/20 18:32 | | 1.015 | Not Detected | mg/L | 0.002 | 0.005 | U |
| * Lead, Total | 3/12/20 10:22 | 3/12/20 18:32 | | 1.015 | Not Detected | mg/L | 0.001 | 0.005 | U |
| * Molybdenum, Total | 3/12/20 10:22 | 3/12/20 18:32 | | 1.015 | Not Detected | mg/L | 0.002 | 0.01 | U |
| * Selenium, Total | 3/12/20 10:22 | 3/12/20 18:32 | | 1.015 | Not Detected | mg/L | 0.002 | 0.01 | U |
| * Thallium, Total | 3/12/20 10:22 | 3/12/20 18:32 | | 1.015 | Not Detected | mg/L | 0.0002 | 0.001 | U |
| ***Analytical Method: EPA 245.1*** | ***Analyst: ABB*** | | | | | | | | |
| * Mercury, Total by CVAA | 3/12/20 10:07 | 3/12/20 16:02 | | 1 | Not Detected | mg/L | 0.0003 | 0.0005 | U |
| ***Analytical Method: SM 2540C*** | ***Analyst: CRB*** | | | | | | | | |
| * Solids, Dissolved | 3/13/20 14:55 | 3/17/20 13:28 | | 1 | Not Detected | mg/L | | 25 | U |
| ***Analytical Method: SM4500Cl E*** | ***Analyst: JCC*** | | | | | | | | |
| * Chloride | 3/13/20 10:35 | 3/13/20 10:35 | | 1 | Not Detected | mg/L | 0.50 | 1 | U |
| ***Analytical Method: SM4500F G 2017*** | ***Analyst: JCC*** | | | | | | | | |
| * Fluoride | 3/13/20 14:10 | 3/13/20 14:10 | | 1 | Not Detected | mg/L | 0.05 | 0.1 | U |
| ***Analytical Method: SM4500SO4 E*** | ***Analyst: JCC*** | | | | | | | | |
| * Sulfate | 3/17/20 09:34 | 3/17/20 09:34 | | 1 | Not Detected | mg/L | 0.50 | 1 | U |

MDL's and RL's are adjusted for sample dilution, as applicable

**Comments:**

Reported: 3/30/2020
Version: 3.1
COA_CCR

Alabama Power
General Test Laboratory
744 County Road 87, GSC #8
Calera, AL 35040

# Batch QC Summary

Alabama Power

**Customer Account:** WMWMILAPFB
**Sample Date:** 3/10/20 16:00
**Customer ID:**
**Delivery Date:** 3/11/20 10:05

**Description:** Miller Ash Pond Field Blank

**Laboratory ID Number:** BA04934

| Sample | Analysis | Units | MB | MB Limit | Spike | MS | MSD | Standard | Standard Limit | Rec | Rec Limit | Prec | Prec Limit |
|---|---|---|---|---|---|---|---|---|---|---|---|---|---|
| BA04943 | Barium, Total | mg/L | 0.0000412 | 0.0002 | 0.10 | 0.203 | 0.207 | 0.0960 | 0.085 to 0.115 | 92.0 | 70 to 130 | 1.95 | 20 |
| BA04943 | Lithium, Total | mg/L | 0.0000382 | 0.0154 | 0.20 | 0.288 | 0.288 | 0.198 | 0.17 to 0.23 | 111 | 70 to 130 | 0.00 | 20 |
| BA04943 | Arsenic, Total | mg/L | -0.00000369 | 0.0001474 | 0.10 | 0.115 | 0.114 | 0.106 | 0.085 to 0.115 | 103 | 70 to 130 | 0.873 | 20 |
| BA04943 | Cobalt, Total | mg/L | -0.00000653 | 0.0001474 | 0.10 | 0.0965 | 0.0979 | 0.0997 | 0.085 to 0.115 | 96.5 | 70 to 130 | 1.44 | 20 |
| BA04943 | Mercury, Total by CVAA | mg/L | 0.0000104 | 0.0005 | 0.004 | 0.00387 | 0.00393 | 0.00394 | 0.0034 to 0.0046 | 96.8 | 70 to 130 | 1.54 | 20 |
| BA04943 | Selenium, Total | mg/L | 0.0000917 | 0.00066 | 0.10 | 0.0983 | 0.0986 | 0.102 | 0.085 to 0.115 | 98.3 | 70 to 130 | 0.305 | 20 |
| BA04943 | Molybdenum, Total | mg/L | 0.00000779 | 0.0001474 | 0.10 | 0.0946 | 0.0972 | 0.0963 | 0.085 to 0.115 | 94.6 | 70 to 130 | 2.71 | 20 |
| BA04943 | Antimony, Total | mg/L | 0.000228 | 0.00066 | 0.10 | 0.0953 | 0.0980 | 0.0963 | 0.085 to 0.115 | 93.2 | 70 to 130 | 2.79 | 20 |
| BA04943 | Beryllium, Total | mg/L | 0.0000341 | 0.00088 | 0.10 | 0.0947 | 0.0933 | 0.0939 | 0.085 to 0.115 | 94.7 | 70 to 130 | 1.49 | 20 |
| BA04943 | Thallium, Total | mg/L | 0.00000497 | 0.0001474 | 0.10 | 0.101 | 0.103 | 0.102 | 0.085 to 0.115 | 101 | 70 to 130 | 1.96 | 20 |
| BA04943 | Boron, Total | mg/L | 0.00462 | 0.0650254 | 1.00 | 1.03 | 1.04 | 1.00 | 0.85 to 1.15 | 103 | 70 to 130 | 0.966 | 20 |
| BA04943 | Calcium, Total | mg/L | -0.0119 | 0.1518 | 5.00 | 45.0 | 44.6 | 5.15 | 4.25 to 5.75 | 86.0 | 70 to 130 | 0.893 | 20 |
| BA04943 | Cadmium, Total | mg/L | 0.00000810 | 0.0001474 | 0.10 | 0.0989 | 0.0983 | 0.0991 | 0.085 to 0.115 | 98.9 | 70 to 130 | 0.609 | 20 |
| BA04943 | Chromium, Total | mg/L | -0.0000346 | 0.00044 | 0.10 | 0.0992 | 0.101 | 0.102 | 0.085 to 0.115 | 99.2 | 70 to 130 | 1.80 | 20 |
| BA04943 | Lead, Total | mg/L | 0.00000853 | 0.0001474 | 0.10 | 0.101 | 0.0981 | 0.101 | 0.085 to 0.115 | 101 | 70 to 130 | 2.91 | 20 |

**Comments:**

Reported: 3/30/2020
Version: 3.1
COA_CCR

Alabama Power
General Test Laboratory
744 County Road 87, GSC #8
Calera, AL 35040

Alabama Power

# Batch QC Summary

**Customer Account:** WMWMILAPFB
**Sample Date:** 3/10/20 16:00
**Customer ID:**
**Delivery Date:** 3/11/20 10:05

**Description:** Miller Ash Pond Field Blank

**Laboratory ID Number:** BA04934

| Sample | Analysis | Units | MB | MB Limit | Spike | MS | Sample Duplicate | Standard | Standard Limit | Rec | Rec Limit | Prec | Prec Limit |
|---|---|---|---|---|---|---|---|---|---|---|---|---|---|
| BA04937 | Chloride | mg/L | -0.0246 | 0.50 | 160 | 316 | 157 | 10.1 | 9 to 11 | 98.1 | 80 to 120 | 1.27 | 20 |
| BA04933 | Solids, Dissolved | mg/L | -1.00 | 25 | | | 225 | 52.0 | 40 to 60 | | | 2.04 | 5 |
| BA04937 | Sulfate | mg/L | -0.640 | 0.50 | 1600 | 1710 | 237 | 18.5 | 18 to 22 | 93.1 | 80 to 120 | 7.44 | 20 |
| BA04937 | Fluoride | mg/L | 0.0291 | 0.05 | 2.50 | 2.97 | 0.365 | 2.60 | 2.25 to 2.75 | 104 | 80 to 120 | 1.10 | 20 |

**Comments:**

Reported: 3/30/2020
Version: 3.1
COA_CCR

Alabama Power
General Test Laboratory
744 County Road 87, GSC #8
Calera, AL 35040

# Certificate Of Analysis

Alabama Power

**Description:** Miller Ash Pond - MW-1

**Location Code:** WMWMILAP
**Collected:** 3/9/20 13:00
**Customer ID:**
**Submittal Date:** 3/11/20 10:05

**Laboratory ID Number:** BA04935

| Name | Prepared | Analyzed | Vio Spec | DF | Results | Units | MDL | RL | Q |
|---|---|---|---|---|---|---|---|---|---|
| ***Analytical Method: EPA 200.7*** | ***Analyst: RDA*** | | | | ***Preparation Method: EPA 1638*** | | | | |
| * Boron, Total | 3/12/20 16:05 | 3/13/20 12:11 | | 1.015 | 0.0747 | mg/L | 0.03 | 0.1 | J |
| * Calcium, Total | 3/12/20 16:05 | 3/13/20 12:48 | | 20.3 | 126 | mg/L | 2.03 | 10.15 | |
| * Lithium, Total | 3/12/20 16:05 | 3/13/20 12:11 | | 1.015 | 0.123 | mg/L | 0.01 | 0.02 | |
| ***Analytical Method: EPA 200.8*** | ***Analyst: DLJ*** | | | | ***Preparation Method: EPA 1638*** | | | | |
| * Antimony, Total | 3/12/20 10:22 | 3/12/20 18:35 | | 1.015 | Not Detected | mg/L | 0.0008 | 0.003 | U |
| * Arsenic, Total | 3/12/20 10:22 | 3/12/20 18:35 | | 1.015 | 0.00580 | mg/L | 0.001 | 0.005 | |
| * Barium, Total | 3/12/20 10:22 | 3/12/20 18:35 | | 1.015 | 0.0285 | mg/L | 0.002 | 0.01 | |
| * Beryllium, Total | 3/12/20 10:22 | 3/12/20 18:35 | | 1.015 | Not Detected | mg/L | 0.0006 | 0.003 | U |
| * Cadmium, Total | 3/12/20 10:22 | 3/12/20 18:35 | | 1.015 | Not Detected | mg/L | 0.0003 | 0.001 | U |
| * Chromium, Total | 3/12/20 10:22 | 3/12/20 18:35 | | 1.015 | 0.0105 | mg/L | 0.002 | 0.01 | |
| * Cobalt, Total | 3/12/20 10:22 | 3/12/20 18:35 | | 1.015 | Not Detected | mg/L | 0.002 | 0.005 | U |
| * Lead, Total | 3/12/20 10:22 | 3/12/20 18:35 | | 1.015 | Not Detected | mg/L | 0.001 | 0.005 | U |
| * Molybdenum, Total | 3/12/20 10:22 | 3/12/20 18:35 | | 1.015 | 0.0142 | mg/L | 0.002 | 0.01 | |
| * Selenium, Total | 3/12/20 10:22 | 3/12/20 18:35 | | 1.015 | Not Detected | mg/L | 0.002 | 0.01 | U |
| * Thallium, Total | 3/12/20 10:22 | 3/12/20 18:35 | | 1.015 | Not Detected | mg/L | 0.0002 | 0.001 | U |
| ***Analytical Method: EPA 245.1*** | ***Analyst: ABB*** | | | | | | | | |
| * Mercury, Total by CVAA | 3/12/20 10:07 | 3/12/20 16:05 | | 1 | Not Detected | mg/L | 0.0003 | 0.0005 | U |
| ***Analytical Method: SM 2540C*** | ***Analyst: CRB*** | | | | | | | | |
| * Solids, Dissolved | 3/13/20 15:00 | 3/17/20 11:20 | | 1 | 815 | mg/L | | 125 | |
| ***Analytical Method: SM4500Cl E*** | ***Analyst: JCC*** | | | | | | | | |
| * Chloride | 3/13/20 10:36 | 3/13/20 10:36 | | 1 | 19.6 | mg/L | 0.50 | 1 | |
| ***Analytical Method: SM4500F G 2017*** | ***Analyst: JCC*** | | | | | | | | |
| * Fluoride | 3/13/20 14:12 | 3/13/20 14:12 | | 1 | 0.179 | mg/L | 0.05 | 0.1 | |
| ***Analytical Method: SM4500SO4 E*** | ***Analyst: JCC*** | | | | | | | | |
| * Sulfate | 3/17/20 09:35 | 3/17/20 09:35 | | 50 | 341 | mg/L | 25.00 | 50 | |
| ***Analytical Method: Field Measurements*** | ***Analyst: AWG*** | | | | | | | | |
| Conductivity | 3/9/20 12:57 | 3/9/20 12:57 | | | 2623.62 | uS/cm | | | FA |
| pH | 3/9/20 12:57 | 3/9/20 12:57 | | | 11.95 | SU | | | FA |
| Temperature | 3/9/20 12:57 | 3/9/20 12:57 | | | 18.09 | C | | | FA |
| Turbidity | 3/9/20 12:57 | 3/9/20 12:57 | | | 2.92 | NTU | | | FA |

MDL's and RL's are adjusted for sample dilution, as applicable

**Comments:**

Reported: 3/30/2020
Version: 3.1
COA_CCR

Alabama Power
General Test Laboratory
744 County Road 87, GSC #8
Calera, AL 35040

# Batch QC Summary

Alabama Power

**Customer Account:** WMWMILAP
**Sample Date:** 3/9/20 13:00
**Customer ID:**
**Delivery Date:** 3/11/20 10:05

**Description**: Miller Ash Pond - MW-1

**Laboratory ID Number:** BA04935

| Sample | Analysis | Units | MB | MB Limit | Spike | MS | MSD | Standard | Standard Limit | Rec | Rec Limit | Prec | Prec Limit |
|---|---|---|---|---|---|---|---|---|---|---|---|---|---|
| BA04943 | Lithium, Total | mg/L | 0.0000382 | 0.0154 | 0.20 | 0.288 | 0.288 | 0.198 | 0.17 to 0.23 | 111 | 70 to 130 | 0.00 | 20 |
| BA04943 | Barium, Total | mg/L | 0.0000412 | 0.0002 | 0.10 | 0.203 | 0.207 | 0.0960 | 0.085 to 0.115 | 92.0 | 70 to 130 | 1.95 | 20 |
| BA04943 | Arsenic, Total | mg/L | -0.00000369 | 0.0001474 | 0.10 | 0.115 | 0.114 | 0.106 | 0.085 to 0.115 | 103 | 70 to 130 | 0.873 | 20 |
| BA04943 | Cobalt, Total | mg/L | -0.00000653 | 0.0001474 | 0.10 | 0.0965 | 0.0979 | 0.0997 | 0.085 to 0.115 | 96.5 | 70 to 130 | 1.44 | 20 |
| BA04943 | Molybdenum, Total | mg/L | 0.00000779 | 0.0001474 | 0.10 | 0.0946 | 0.0972 | 0.0963 | 0.085 to 0.115 | 94.6 | 70 to 130 | 2.71 | 20 |
| BA04943 | Antimony, Total | mg/L | 0.000228 | 0.00066 | 0.10 | 0.0953 | 0.0980 | 0.0963 | 0.085 to 0.115 | 93.2 | 70 to 130 | 2.79 | 20 |
| BA04943 | Beryllium, Total | mg/L | 0.0000341 | 0.00088 | 0.10 | 0.0947 | 0.0933 | 0.0939 | 0.085 to 0.115 | 94.7 | 70 to 130 | 1.49 | 20 |
| BA04943 | Thallium, Total | mg/L | 0.00000497 | 0.0001474 | 0.10 | 0.101 | 0.103 | 0.102 | 0.085 to 0.115 | 101 | 70 to 130 | 1.96 | 20 |
| BA04943 | Boron, Total | mg/L | 0.00462 | 0.0650254 | 1.00 | 1.03 | 1.04 | 1.00 | 0.85 to 1.15 | 103 | 70 to 130 | 0.966 | 20 |
| BA04943 | Calcium, Total | mg/L | -0.0119 | 0.1518 | 5.00 | 45.0 | 44.6 | 5.15 | 4.25 to 5.75 | 86.0 | 70 to 130 | 0.893 | 20 |
| BA04943 | Cadmium, Total | mg/L | 0.00000810 | 0.0001474 | 0.10 | 0.0989 | 0.0983 | 0.0991 | 0.085 to 0.115 | 98.9 | 70 to 130 | 0.609 | 20 |
| BA04943 | Chromium, Total | mg/L | -0.0000346 | 0.00044 | 0.10 | 0.0992 | 0.101 | 0.102 | 0.085 to 0.115 | 99.2 | 70 to 130 | 1.80 | 20 |
| BA04943 | Lead, Total | mg/L | 0.00000853 | 0.0001474 | 0.10 | 0.101 | 0.0981 | 0.101 | 0.085 to 0.115 | 101 | 70 to 130 | 2.91 | 20 |
| BA04943 | Mercury, Total by CVAA | mg/L | 0.0000104 | 0.0005 | 0.004 | 0.00387 | 0.00393 | 0.00394 | 0.0034 to 0.0046 | 96.8 | 70 to 130 | 1.54 | 20 |
| BA04943 | Selenium, Total | mg/L | 0.0000917 | 0.00066 | 0.10 | 0.0983 | 0.0986 | 0.102 | 0.085 to 0.115 | 98.3 | 70 to 130 | 0.305 | 20 |

**Comments:**

Reported: 3/30/2020
Version: 3.1
COA_CCR

Alabama Power
General Test Laboratory
744 County Road 87, GSC #8
Calera, AL 35040

Alabama Power

# Batch QC Summary

**Customer Account:** WMWMILAP
**Sample Date:** 3/9/20 13:00
**Customer ID:**
**Delivery Date:** 3/11/20 10:05

**Description:** Miller Ash Pond - MW-1

**Laboratory ID Number:** BA04935

| Sample | Analysis | Units | MB | MB Limit | Spike | MS | Sample Duplicate | Standard | Standard Limit | Rec | Rec Limit | Prec | Prec Limit |
|---|---|---|---|---|---|---|---|---|---|---|---|---|---|
| BA04935 | Solids, Dissolved | mg/L | 2.00 | 25 | | | 800 | 48.0 | 40 to 60 | | | 0.929 | 5 |
| BA04937 | Chloride | mg/L | -0.0246 | 0.50 | 160 | 316 | 157 | 10.1 | 9 to 11 | 98.1 | 80 to 120 | 1.27 | 20 |
| BA04937 | Fluoride | mg/L | 0.0291 | 0.05 | 2.50 | 2.97 | 0.365 | 2.60 | 2.25 to 2.75 | 104 | 80 to 120 | 1.10 | 20 |
| BA04937 | Sulfate | mg/L | -0.640 | 0.50 | 1600 | 1710 | 237 | 18.5 | 18 to 22 | 93.1 | 80 to 120 | 7.44 | 20 |

**Comments:**

Reported: 3/30/2020
Version: 3.1
COA_CCR

Alabama Power
General Test Laboratory
744 County Road 87, GSC #8
Calera, AL 35040

# *Certificate Of Analysis*

Alabama Power

**Description:** Miller Ash Pond Field Blank

**Location Code:** WMWMILAPFB
**Collected:** 3/9/20 14:40
**Customer ID:**
**Submittal Date:** 3/11/20 10:05

**Laboratory ID Number:** BA04936

| Name | Prepared | Analyzed | Vio Spec | DF | Results | Units | MDL | RL | Q |
|---|---|---|---|---|---|---|---|---|---|
| ***Analytical Method: EPA 200.7*** | ***Analyst: RDA*** | | | | ***Preparation Method: EPA 1638*** | | | | |
| * Boron, Total | 3/12/20 16:05 | 3/13/20 12:13 | | 1.015 | Not Detected | mg/L | 0.03 | 0.1 | U |
| * Calcium, Total | 3/12/20 16:05 | 3/13/20 12:13 | | 1.015 | Not Detected | mg/L | 0.1 | 0.5 | U |
| * Lithium, Total | 3/12/20 16:05 | 3/13/20 12:13 | | 1.015 | Not Detected | mg/L | 0.01 | 0.02 | U |
| ***Analytical Method: EPA 200.8*** | ***Analyst: DLJ*** | | | | ***Preparation Method: EPA 1638*** | | | | |
| * Antimony, Total | 3/12/20 10:22 | 3/12/20 18:38 | | 1.015 | Not Detected | mg/L | 0.0008 | 0.003 | U |
| * Arsenic, Total | 3/12/20 10:22 | 3/12/20 18:38 | | 1.015 | Not Detected | mg/L | 0.001 | 0.005 | U |
| * Barium, Total | 3/12/20 10:22 | 3/12/20 18:38 | | 1.015 | Not Detected | mg/L | 0.002 | 0.01 | U |
| * Beryllium, Total | 3/12/20 10:22 | 3/12/20 18:38 | | 1.015 | Not Detected | mg/L | 0.0006 | 0.003 | U |
| * Cadmium, Total | 3/12/20 10:22 | 3/12/20 18:38 | | 1.015 | Not Detected | mg/L | 0.0003 | 0.001 | U |
| * Chromium, Total | 3/12/20 10:22 | 3/12/20 18:38 | | 1.015 | Not Detected | mg/L | 0.002 | 0.01 | U |
| * Cobalt, Total | 3/12/20 10:22 | 3/12/20 18:38 | | 1.015 | Not Detected | mg/L | 0.002 | 0.005 | U |
| * Lead, Total | 3/12/20 10:22 | 3/12/20 18:38 | | 1.015 | Not Detected | mg/L | 0.001 | 0.005 | U |
| * Molybdenum, Total | 3/12/20 10:22 | 3/12/20 18:38 | | 1.015 | Not Detected | mg/L | 0.002 | 0.01 | U |
| * Selenium, Total | 3/12/20 10:22 | 3/12/20 18:38 | | 1.015 | Not Detected | mg/L | 0.002 | 0.01 | U |
| * Thallium, Total | 3/12/20 10:22 | 3/12/20 18:38 | | 1.015 | Not Detected | mg/L | 0.0002 | 0.001 | U |
| ***Analytical Method: EPA 245.1*** | ***Analyst: ABB*** | | | | | | | | |
| * Mercury, Total by CVAA | 3/12/20 10:07 | 3/12/20 16:07 | | 1 | Not Detected | mg/L | 0.0003 | 0.0005 | U |
| ***Analytical Method: SM 2540C*** | ***Analyst: CRB*** | | | | | | | | |
| * Solids, Dissolved | 3/13/20 15:00 | 3/17/20 11:20 | | 1 | Not Detected | mg/L | | 25 | U |
| ***Analytical Method: SM4500Cl E*** | ***Analyst: JCC*** | | | | | | | | |
| * Chloride | 3/13/20 10:37 | 3/13/20 10:37 | | 1 | Not Detected | mg/L | 0.50 | 1 | U |
| ***Analytical Method: SM4500F G 2017*** | ***Analyst: JCC*** | | | | | | | | |
| * Fluoride | 3/13/20 14:13 | 3/13/20 14:13 | | 1 | Not Detected | mg/L | 0.05 | 0.1 | U |
| ***Analytical Method: SM4500SO4 E*** | ***Analyst: JCC*** | | | | | | | | |
| * Sulfate | 3/17/20 09:36 | 3/17/20 09:36 | | 1 | Not Detected | mg/L | 0.50 | 1 | U |

MDL's and RL's are adjusted for sample dilution, as applicable

**Comments:**

Reported: 3/30/2020
Version: 3.1
COA_CCR

Alabama Power
General Test Laboratory
744 County Road 87, GSC #8
Calera, AL 35040

# Batch QC Summary

Alabama Power

**Customer Account:** WMWMILAPFB
**Sample Date:** 3/9/20 14:40
**Customer ID:**
**Delivery Date:** 3/11/20 10:05

**Description**: Miller Ash Pond Field Blank

**Laboratory ID Number:** BA04936

| Sample | Analysis | Units | MB | MB Limit | Spike | MS | MSD | Standard | Standard Limit | Rec | Rec Limit | Prec | Prec Limit |
|---|---|---|---|---|---|---|---|---|---|---|---|---|---|
| BA04943 | Barium, Total | mg/L | 0.0000412 | 0.0002 | 0.10 | 0.203 | 0.207 | 0.0960 | 0.085 to 0.115 | 92.0 | 70 to 130 | 1.95 | 20 |
| BA04943 | Lithium, Total | mg/L | 0.0000382 | 0.0154 | 0.20 | 0.288 | 0.288 | 0.198 | 0.17 to 0.23 | 111 | 70 to 130 | 0.00 | 20 |
| BA04943 | Arsenic, Total | mg/L | -0.00000369 | 0.0001474 | 0.10 | 0.115 | 0.114 | 0.106 | 0.085 to 0.115 | 103 | 70 to 130 | 0.873 | 20 |
| BA04943 | Cobalt, Total | mg/L | -0.00000653 | 0.0001474 | 0.10 | 0.0965 | 0.0979 | 0.0997 | 0.085 to 0.115 | 96.5 | 70 to 130 | 1.44 | 20 |
| BA04943 | Mercury, Total by CVAA | mg/L | 0.0000104 | 0.0005 | 0.004 | 0.00387 | 0.00393 | 0.00394 | 0.0034 to 0.0046 | 96.8 | 70 to 130 | 1.54 | 20 |
| BA04943 | Selenium, Total | mg/L | 0.0000917 | 0.00066 | 0.10 | 0.0983 | 0.0986 | 0.102 | 0.085 to 0.115 | 98.3 | 70 to 130 | 0.305 | 20 |
| BA04943 | Molybdenum, Total | mg/L | 0.00000779 | 0.0001474 | 0.10 | 0.0946 | 0.0972 | 0.0963 | 0.085 to 0.115 | 94.6 | 70 to 130 | 2.71 | 20 |
| BA04943 | Antimony, Total | mg/L | 0.000228 | 0.00066 | 0.10 | 0.0953 | 0.0980 | 0.0963 | 0.085 to 0.115 | 93.2 | 70 to 130 | 2.79 | 20 |
| BA04943 | Beryllium, Total | mg/L | 0.0000341 | 0.00088 | 0.10 | 0.0947 | 0.0933 | 0.0939 | 0.085 to 0.115 | 94.7 | 70 to 130 | 1.49 | 20 |
| BA04943 | Thallium, Total | mg/L | 0.00000497 | 0.0001474 | 0.10 | 0.101 | 0.103 | 0.102 | 0.085 to 0.115 | 101 | 70 to 130 | 1.96 | 20 |
| BA04943 | Boron, Total | mg/L | 0.00462 | 0.0650254 | 1.00 | 1.03 | 1.04 | 1.00 | 0.85 to 1.15 | 103 | 70 to 130 | 0.966 | 20 |
| BA04943 | Calcium, Total | mg/L | -0.0119 | 0.1518 | 5.00 | 45.0 | 44.6 | 5.15 | 4.25 to 5.75 | 86.0 | 70 to 130 | 0.893 | 20 |
| BA04943 | Cadmium, Total | mg/L | 0.00000810 | 0.0001474 | 0.10 | 0.0989 | 0.0983 | 0.0991 | 0.085 to 0.115 | 98.9 | 70 to 130 | 0.609 | 20 |
| BA04943 | Chromium, Total | mg/L | -0.0000346 | 0.00044 | 0.10 | 0.0992 | 0.101 | 0.102 | 0.085 to 0.115 | 99.2 | 70 to 130 | 1.80 | 20 |
| BA04943 | Lead, Total | mg/L | 0.00000853 | 0.0001474 | 0.10 | 0.101 | 0.0981 | 0.101 | 0.085 to 0.115 | 101 | 70 to 130 | 2.91 | 20 |

**Comments:**

Reported: 3/30/2020
Version: 3.1
COA_CCR

Alabama Power
General Test Laboratory
744 County Road 87, GSC #8
Calera, AL 35040

Alabama Power

# Batch QC Summary

**Customer Account:** WMWMILAPFB
**Sample Date:** 3/9/20 14:40
**Customer ID:**
**Delivery Date:** 3/11/20 10:05

**Description:** Miller Ash Pond Field Blank

**Laboratory ID Number:** BA04936

| Sample | Analysis | Units | MB | MB Limit | Spike | MS | Sample Duplicate | Standard | Standard Limit | Rec | Rec Limit | Prec | Prec Limit |
|---|---|---|---|---|---|---|---|---|---|---|---|---|---|
| BA04937 | Chloride | mg/L | -0.0246 | 0.50 | 160 | 316 | 157 | 10.1 | 9 to 11 | 98.1 | 80 to 120 | 1.27 | 20 |
| BA04937 | Sulfate | mg/L | -0.640 | 0.50 | 1600 | 1710 | 237 | 18.5 | 18 to 22 | 93.1 | 80 to 120 | 7.44 | 20 |
| BA04937 | Fluoride | mg/L | 0.0291 | 0.05 | 2.50 | 2.97 | 0.365 | 2.60 | 2.25 to 2.75 | 104 | 80 to 120 | 1.10 | 20 |
| BA04945 | Solids, Dissolved | mg/L | 2.00 | 25 | | | 333 | 48.0 | 40 to 60 | | | 0.604 | 5 |

**Comments:**

Alabama Power
General Test Laboratory
744 County Road 87, GSC #8
Calera, AL 35040

# *Certificate Of Analysis*

Alabama Power

**Description:** Miller Ash Pond - MW-34H

**Location Code:** WMWMILAP
**Collected:** 3/9/20 14:55
**Customer ID:**
**Submittal Date:** 3/11/20 10:05

**Laboratory ID Number:** BA04937

| Name | Prepared | Analyzed | Vio Spec | DF | Results | Units | MDL | RL | Q |
|---|---|---|---|---|---|---|---|---|---|
| ***Analytical Method: EPA 200.7*** | ***Analyst: RDA*** | | | | ***Preparation Method: EPA 1638*** | | | | |
| * Boron, Total | 3/12/20 16:05 | 3/13/20 12:16 | | 1.015 | 0.148 | mg/L | 0.03 | 0.1 | |
| * Calcium, Total | 3/12/20 16:05 | 3/13/20 12:16 | | 1.015 | 21.1 | mg/L | 0.1 | 0.5 | |
| * Lithium, Total | 3/12/20 16:05 | 3/13/20 12:16 | | 1.015 | 0.164 | mg/L | 0.01 | 0.02 | |
| ***Analytical Method: EPA 200.8*** | ***Analyst: DLJ*** | | | | ***Preparation Method: EPA 1638*** | | | | |
| * Antimony, Total | 3/12/20 10:22 | 3/12/20 18:40 | | 1.015 | Not Detected | mg/L | 0.0008 | 0.003 | U |
| * Arsenic, Total | 3/12/20 10:22 | 3/12/20 18:40 | | 1.015 | 0.00719 | mg/L | 0.001 | 0.005 | |
| * Barium, Total | 3/12/20 10:22 | 3/12/20 18:40 | | 1.015 | 0.0880 | mg/L | 0.002 | 0.01 | |
| * Beryllium, Total | 3/12/20 10:22 | 3/12/20 18:40 | | 1.015 | Not Detected | mg/L | 0.0006 | 0.003 | U |
| * Cadmium, Total | 3/12/20 10:22 | 3/12/20 18:40 | | 1.015 | Not Detected | mg/L | 0.0003 | 0.001 | U |
| * Chromium, Total | 3/12/20 10:22 | 3/12/20 18:40 | | 1.015 | Not Detected | mg/L | 0.002 | 0.01 | U |
| * Cobalt, Total | 3/12/20 10:22 | 3/12/20 18:40 | | 1.015 | Not Detected | mg/L | 0.002 | 0.005 | U |
| * Lead, Total | 3/12/20 10:22 | 3/12/20 18:40 | | 1.015 | Not Detected | mg/L | 0.001 | 0.005 | U |
| * Molybdenum, Total | 3/12/20 10:22 | 3/12/20 18:40 | | 1.015 | 0.00255 | mg/L | 0.002 | 0.01 | J |
| * Selenium, Total | 3/12/20 10:22 | 3/12/20 18:40 | | 1.015 | 0.0461 | mg/L | 0.002 | 0.01 | |
| * Thallium, Total | 3/12/20 10:22 | 3/12/20 18:40 | | 1.015 | Not Detected | mg/L | 0.0002 | 0.001 | U |
| ***Analytical Method: EPA 245.1*** | ***Analyst: ABB*** | | | | | | | | |
| * Mercury, Total by CVAA | 3/12/20 10:07 | 3/12/20 16:10 | | 1 | Not Detected | mg/L | 0.0003 | 0.0005 | U |
| ***Analytical Method: SM 2540C*** | ***Analyst: CRB*** | | | | | | | | |
| * Solids, Dissolved | 3/13/20 15:00 | 3/17/20 11:20 | | 1 | 1100 | mg/L | | 100 | |
| ***Analytical Method: SM4500Cl E*** | ***Analyst: JCC*** | | | | | | | | |
| * Chloride | 3/13/20 10:39 | 3/13/20 10:39 | | 16 | 159 | mg/L | 8.00 | 16 | |
| ***Analytical Method: SM4500F G 2017*** | ***Analyst: JCC*** | | | | | | | | |
| * Fluoride | 3/13/20 14:14 | 3/13/20 14:14 | | 1 | 0.361 | mg/L | 0.05 | 0.1 | |
| ***Analytical Method: SM4500SO4 E*** | ***Analyst: JCC*** | | | | | | | | |
| * Sulfate | 3/17/20 09:37 | 3/17/20 09:37 | | 80 | 220 | mg/L | 40.00 | 80 | |
| ***Analytical Method: Field Measurements*** | ***Analyst: AWG*** | | | | | | | | |
| Conductivity | 3/9/20 14:51 | 3/9/20 14:51 | | | 2006.61 | uS/cm | | | FA |
| pH | 3/9/20 14:51 | 3/9/20 14:51 | | | 7.76 | SU | | | FA |
| Temperature | 3/9/20 14:51 | 3/9/20 14:51 | | | 16.97 | C | | | FA |
| Turbidity | 3/9/20 14:51 | 3/9/20 14:51 | | | 2.03 | NTU | | | FA |

MDL's and RL's are adjusted for sample dilution, as applicable

**Comments:**

Reported: 3/30/2020
Version: 3.1
COA_CCR

Alabama Power
General Test Laboratory
744 County Road 87, GSC #8
Calera, AL 35040

# Batch QC Summary

Alabama Power

**Customer Account:** WMWMILAP
**Sample Date:** 3/9/20 14:55
**Customer ID:**
**Delivery Date:** 3/11/20 10:05

**Description**: Miller Ash Pond - MW-34H

**Laboratory ID Number:** BA04937

| Sample | Analysis | Units | MB | MB Limit | Spike | MS | MSD | Standard | Standard Limit | Rec | Rec Limit | Prec | Prec Limit |
|---|---|---|---|---|---|---|---|---|---|---|---|---|---|
| BA04943 | Lithium, Total | mg/L | 0.0000382 | 0.0154 | 0.20 | 0.288 | 0.288 | 0.198 | 0.17 to 0.23 | 111 | 70 to 130 | 0.00 | 20 |
| BA04943 | Barium, Total | mg/L | 0.0000412 | 0.0002 | 0.10 | 0.203 | 0.207 | 0.0960 | 0.085 to 0.115 | 92.0 | 70 to 130 | 1.95 | 20 |
| BA04943 | Arsenic, Total | mg/L | -0.00000369 | 0.0001474 | 0.10 | 0.115 | 0.114 | 0.106 | 0.085 to 0.115 | 103 | 70 to 130 | 0.873 | 20 |
| BA04943 | Cobalt, Total | mg/L | -0.00000653 | 0.0001474 | 0.10 | 0.0965 | 0.0979 | 0.0997 | 0.085 to 0.115 | 96.5 | 70 to 130 | 1.44 | 20 |
| BA04943 | Mercury, Total by CVAA | mg/L | 0.0000104 | 0.0005 | 0.004 | 0.00387 | 0.00393 | 0.00394 | 0.0034 to 0.0046 | 96.8 | 70 to 130 | 1.54 | 20 |
| BA04943 | Selenium, Total | mg/L | 0.0000917 | 0.00066 | 0.10 | 0.0983 | 0.0986 | 0.102 | 0.085 to 0.115 | 98.3 | 70 to 130 | 0.305 | 20 |
| BA04943 | Beryllium, Total | mg/L | 0.0000341 | 0.00088 | 0.10 | 0.0947 | 0.0933 | 0.0939 | 0.085 to 0.115 | 94.7 | 70 to 130 | 1.49 | 20 |
| BA04943 | Thallium, Total | mg/L | 0.00000497 | 0.0001474 | 0.10 | 0.101 | 0.103 | 0.102 | 0.085 to 0.115 | 101 | 70 to 130 | 1.96 | 20 |
| BA04943 | Boron, Total | mg/L | 0.00462 | 0.0650254 | 1.00 | 1.03 | 1.04 | 1.00 | 0.85 to 1.15 | 103 | 70 to 130 | 0.966 | 20 |
| BA04943 | Calcium, Total | mg/L | -0.0119 | 0.1518 | 5.00 | 45.0 | 44.6 | 5.15 | 4.25 to 5.75 | 86.0 | 70 to 130 | 0.893 | 20 |
| BA04943 | Cadmium, Total | mg/L | 0.00000810 | 0.0001474 | 0.10 | 0.0989 | 0.0983 | 0.0991 | 0.085 to 0.115 | 98.9 | 70 to 130 | 0.609 | 20 |
| BA04943 | Chromium, Total | mg/L | -0.0000346 | 0.00044 | 0.10 | 0.0992 | 0.101 | 0.102 | 0.085 to 0.115 | 99.2 | 70 to 130 | 1.80 | 20 |
| BA04943 | Lead, Total | mg/L | 0.00000853 | 0.0001474 | 0.10 | 0.101 | 0.0981 | 0.101 | 0.085 to 0.115 | 101 | 70 to 130 | 2.91 | 20 |
| BA04943 | Molybdenum, Total | mg/L | 0.00000779 | 0.0001474 | 0.10 | 0.0946 | 0.0972 | 0.0963 | 0.085 to 0.115 | 94.6 | 70 to 130 | 2.71 | 20 |
| BA04943 | Antimony, Total | mg/L | 0.000228 | 0.00066 | 0.10 | 0.0953 | 0.0980 | 0.0963 | 0.085 to 0.115 | 93.2 | 70 to 130 | 2.79 | 20 |

**Comments:**

Alabama Power
General Test Laboratory
744 County Road 87, GSC #8
Calera, AL 35040

Alabama Power

# Batch QC Summary

**Customer Account:** WMWMILAP
**Sample Date:** 3/9/20 14:55
**Customer ID:**
**Delivery Date:** 3/11/20 10:05

**Description:** Miller Ash Pond - MW-34H

**Laboratory ID Number:** BA04937

| Sample | Analysis | Units | MB | MB Limit | Spike | MS | Sample Duplicate | Standard | Standard Limit | Rec | Rec Limit | Prec | Prec Limit |
|---|---|---|---|---|---|---|---|---|---|---|---|---|---|
| BA04937 | Sulfate | mg/L | -0.640 | 0.50 | 1600 | 1710 | 237 | 18.5 | 18 to 22 | 93.1 | 80 to 120 | 7.44 | 20 |
| BA04937 | Chloride | mg/L | -0.0246 | 0.50 | 160 | 316 | 157 | 10.1 | 9 to 11 | 98.1 | 80 to 120 | 1.27 | 20 |
| BA04937 | Fluoride | mg/L | 0.0291 | 0.05 | 2.50 | 2.97 | 0.365 | 2.60 | 2.25 to 2.75 | 104 | 80 to 120 | 1.10 | 20 |
| BA04945 | Solids, Dissolved | mg/L | 2.00 | 25 | | | 333 | 48.0 | 40 to 60 | | | 0.604 | 5 |

**Comments:**

Reported: 3/30/2020
Version: 3.1
COA_CCR

Alabama Power
General Test Laboratory
744 County Road 87, GSC #8
Calera, AL 35040

# Certificate Of Analysis

Alabama Power

**Description:** Miller Ash Pond - MW-19HA

**Location Code:** WMWMILAP
**Collected:** 3/9/20 16:10
**Customer ID:**
**Submittal Date:** 3/11/20 10:05

**Laboratory ID Number:** BA04938

| Name | Prepared | Analyzed | Vio Spec | DF | Results | Units | MDL | RL | Q |
|---|---|---|---|---|---|---|---|---|---|
| ***Analytical Method: EPA 200.7*** | ***Analyst: RDA*** | | | | ***Preparation Method: EPA 1638*** | | | | |
| * Boron, Total | 3/12/20 16:05 | 3/13/20 12:19 | | 1.015 | 0.132 | mg/L | 0.03 | 0.1 | |
| * Calcium, Total | 3/12/20 16:05 | 3/13/20 12:19 | | 1.015 | 5.28 | mg/L | 0.1 | 0.5 | |
| * Lithium, Total | 3/12/20 16:05 | 3/13/20 12:19 | | 1.015 | 0.138 | mg/L | 0.01 | 0.02 | |
| ***Analytical Method: EPA 200.8*** | ***Analyst: DLJ*** | | | | ***Preparation Method: EPA 1638*** | | | | |
| * Antimony, Total | 3/12/20 10:22 | 3/12/20 18:43 | | 1.015 | Not Detected | mg/L | 0.0008 | 0.003 | U |
| * Arsenic, Total | 3/12/20 10:22 | 3/12/20 18:43 | | 1.015 | 0.00384 | mg/L | 0.001 | 0.005 | J |
| * Barium, Total | 3/12/20 10:22 | 3/12/20 18:43 | | 1.015 | 0.0752 | mg/L | 0.002 | 0.01 | |
| * Beryllium, Total | 3/12/20 10:22 | 3/12/20 18:43 | | 1.015 | Not Detected | mg/L | 0.0006 | 0.003 | U |
| * Cadmium, Total | 3/12/20 10:22 | 3/12/20 18:43 | | 1.015 | Not Detected | mg/L | 0.0003 | 0.001 | U |
| * Chromium, Total | 3/12/20 10:22 | 3/12/20 18:43 | | 1.015 | Not Detected | mg/L | 0.002 | 0.01 | U |
| * Cobalt, Total | 3/12/20 10:22 | 3/12/20 18:43 | | 1.015 | Not Detected | mg/L | 0.002 | 0.005 | U |
| * Lead, Total | 3/12/20 10:22 | 3/12/20 18:43 | | 1.015 | 0.00230 | mg/L | 0.001 | 0.005 | J |
| * Molybdenum, Total | 3/12/20 10:22 | 3/12/20 18:43 | | 1.015 | Not Detected | mg/L | 0.002 | 0.01 | U |
| * Selenium, Total | 3/12/20 10:22 | 3/12/20 18:43 | | 1.015 | 0.00512 | mg/L | 0.002 | 0.01 | J |
| * Thallium, Total | 3/12/20 10:22 | 3/12/20 18:43 | | 1.015 | Not Detected | mg/L | 0.0002 | 0.001 | U |
| ***Analytical Method: EPA 245.1*** | ***Analyst: ABB*** | | | | | | | | |
| * Mercury, Total by CVAA | 3/12/20 10:07 | 3/12/20 16:12 | | 1 | Not Detected | mg/L | 0.0003 | 0.0005 | U |
| ***Analytical Method: SM 2540C*** | ***Analyst: CRB*** | | | | | | | | |
| * Solids, Dissolved | 3/13/20 15:00 | 3/17/20 11:20 | | 1 | 900 | mg/L | | 50 | |
| ***Analytical Method: SM4500Cl E*** | ***Analyst: JCC*** | | | | | | | | |
| * Chloride | 3/13/20 11:04 | 3/13/20 11:04 | | 3 | 26.3 | mg/L | 1.50 | 3 | |
| ***Analytical Method: SM4500F G 2017*** | ***Analyst: JCC*** | | | | | | | | |
| * Fluoride | 3/13/20 14:27 | 3/13/20 14:27 | | 1 | 2.41 | mg/L | 0.05 | 0.1 | |
| ***Analytical Method: SM4500SO4 E*** | ***Analyst: JCC*** | | | | | | | | |
| * Sulfate | 3/17/20 10:20 | 3/17/20 10:20 | | 1 | 35.0 | mg/L | 0.50 | 1 | |
| ***Analytical Method: Field Measurements*** | ***Analyst: AWG*** | | | | | | | | |
| Conductivity | 3/9/20 18:05 | 3/9/20 18:05 | | | 1284.05 | uS/cm | | | FA |
| pH | 3/9/20 18:05 | 3/9/20 18:05 | | | 8.05 | SU | | | FA |
| Temperature | 3/9/20 18:05 | 3/9/20 18:05 | | | 17.84 | C | | | FA |
| Turbidity | 3/9/20 18:05 | 3/9/20 18:05 | | | 17 | NTU | | | FA |

MDL's and RL's are adjusted for sample dilution, as applicable

**Comments:**

Reported: 3/30/2020
Version: 3.1
COA_CCR

Alabama Power
General Test Laboratory
744 County Road 87, GSC #8
Calera, AL 35040

# Batch QC Summary

Alabama Power

**Customer Account:** WMWMILAP
**Sample Date:** 3/9/20 16:10
**Customer ID:**
**Delivery Date:** 3/11/20 10:05

**Description**: Miller Ash Pond - MW-19HA

**Laboratory ID Number:** BA04938

| Sample | Analysis | Units | MB | MB Limit | Spike | MS | MSD | Standard | Standard Limit | Rec | Rec Limit | Prec | Prec Limit |
|---|---|---|---|---|---|---|---|---|---|---|---|---|---|
| BA04943 | Barium, Total | mg/L | 0.0000412 | 0.0002 | 0.10 | 0.203 | 0.207 | 0.0960 | 0.085 to 0.115 | 92.0 | 70 to 130 | 1.95 | 20 |
| BA04943 | Lithium, Total | mg/L | 0.0000382 | 0.0154 | 0.20 | 0.288 | 0.288 | 0.198 | 0.17 to 0.23 | 111 | 70 to 130 | 0.00 | 20 |
| BA04943 | Arsenic, Total | mg/L | -0.00000369 | 0.0001474 | 0.10 | 0.115 | 0.114 | 0.106 | 0.085 to 0.115 | 103 | 70 to 130 | 0.873 | 20 |
| BA04943 | Cobalt, Total | mg/L | -0.00000653 | 0.0001474 | 0.10 | 0.0965 | 0.0979 | 0.0997 | 0.085 to 0.115 | 96.5 | 70 to 130 | 1.44 | 20 |
| BA04943 | Molybdenum, Total | mg/L | 0.00000779 | 0.0001474 | 0.10 | 0.0946 | 0.0972 | 0.0963 | 0.085 to 0.115 | 94.6 | 70 to 130 | 2.71 | 20 |
| BA04943 | Antimony, Total | mg/L | 0.000228 | 0.00066 | 0.10 | 0.0953 | 0.0980 | 0.0963 | 0.085 to 0.115 | 93.2 | 70 to 130 | 2.79 | 20 |
| BA04943 | Mercury, Total by CVAA | mg/L | 0.0000104 | 0.0005 | 0.004 | 0.00387 | 0.00393 | 0.00394 | 0.0034 to 0.0046 | 96.8 | 70 to 130 | 1.54 | 20 |
| BA04943 | Selenium, Total | mg/L | 0.0000917 | 0.00066 | 0.10 | 0.0983 | 0.0986 | 0.102 | 0.085 to 0.115 | 98.3 | 70 to 130 | 0.305 | 20 |
| BA04943 | Boron, Total | mg/L | 0.00462 | 0.0650254 | 1.00 | 1.03 | 1.04 | 1.00 | 0.85 to 1.15 | 103 | 70 to 130 | 0.966 | 20 |
| BA04943 | Calcium, Total | mg/L | -0.0119 | 0.1518 | 5.00 | 45.0 | 44.6 | 5.15 | 4.25 to 5.75 | 86.0 | 70 to 130 | 0.893 | 20 |
| BA04943 | Cadmium, Total | mg/L | 0.00000810 | 0.0001474 | 0.10 | 0.0989 | 0.0983 | 0.0991 | 0.085 to 0.115 | 98.9 | 70 to 130 | 0.609 | 20 |
| BA04943 | Chromium, Total | mg/L | -0.0000346 | 0.00044 | 0.10 | 0.0992 | 0.101 | 0.102 | 0.085 to 0.115 | 99.2 | 70 to 130 | 1.80 | 20 |
| BA04943 | Lead, Total | mg/L | 0.00000853 | 0.0001474 | 0.10 | 0.101 | 0.0981 | 0.101 | 0.085 to 0.115 | 101 | 70 to 130 | 2.91 | 20 |
| BA04943 | Beryllium, Total | mg/L | 0.0000341 | 0.00088 | 0.10 | 0.0947 | 0.0933 | 0.0939 | 0.085 to 0.115 | 94.7 | 70 to 130 | 1.49 | 20 |
| BA04943 | Thallium, Total | mg/L | 0.00000497 | 0.0001474 | 0.10 | 0.101 | 0.103 | 0.102 | 0.085 to 0.115 | 101 | 70 to 130 | 1.96 | 20 |

**Comments:**

Reported: 3/30/2020
Version: 3.1
COA_CCR

Alabama Power
General Test Laboratory
744 County Road 87, GSC #8
Calera, AL 35040

Alabama Power

# Batch QC Summary

**Customer Account:** WMWMILAP
**Sample Date:** 3/9/20 16:10
**Customer ID:**
**Delivery Date:** 3/11/20 10:05

**Description:** Miller Ash Pond - MW-19HA

**Laboratory ID Number:** BA04938

| Sample | Analysis | Units | MB | MB Limit | Spike | MS | Sample Duplicate | Standard | Standard Limit | Rec | Rec Limit | Prec | Prec Limit |
|---|---|---|---|---|---|---|---|---|---|---|---|---|---|
| BA04947 | Sulfate | mg/L | -0.756 | 0.50 | 160 | 252 | 102 | 18.4 | 18 to 22 | 96.2 | 80 to 120 | 3.90 | 20 |
| BA04945 | Solids, Dissolved | mg/L | 2.00 | 25 | | | 333 | 48.0 | 40 to 60 | | | 0.604 | 5 |
| BA04947 | Chloride | mg/L | -0.0257 | 0.50 | 10.0 | 15.7 | 5.53 | 10.1 | 9 to 11 | 102 | 80 to 120 | 0.00 | 20 |
| BA04947 | Fluoride | mg/L | 0.031 | 0.05 | 2.50 | 3.05 | 0.261 | 2.60 | 2.25 to 2.75 | 112 | 80 to 120 | 0.00 | 20 |

**Comments:**

Alabama Power
General Test Laboratory
744 County Road 87, GSC #8
Calera, AL 35040

# Certificate Of Analysis

Alabama Power

**Description:** Miller Ash Pond - MW-19HA DIS

**Location Code:** WMWMILAP
**Collected:** 3/9/20 16:10
**Customer ID:**
**Submittal Date:** 3/11/20 10:05

**Laboratory ID Number:** BA04939

| Name | Prepared | Analyzed | Vio Spec | DF | Results | Units | MDL | RL | Q |
|---|---|---|---|---|---|---|---|---|---|
| ***Analytical Method: EPA 200.7*** | ***Analyst: RDA*** | | | | | | | | |
| * Boron, Dissolved | 3/12/20 08:30 | 3/12/20 11:28 | | 1.015 | 0.127 | mg/L | 0.03 | 0.1 | |
| * Calcium, Dissolved | 3/12/20 08:30 | 3/12/20 11:28 | | 1.015 | 3.98 | mg/L | 0.1 | 0.5 | |
| * Lithium, Dissolved | 3/12/20 08:30 | 3/12/20 11:28 | | 1.015 | 0.120 | mg/L | 0.01 | 0.02 | |
| ***Analytical Method: EPA 200.8*** | ***Analyst: DLJ*** | | | | | | | | |
| * Antimony, Dissolved | 3/12/20 16:05 | 3/12/20 19:55 | | 1.015 | Not Detected | mg/L | 0.0008 | 0.003 | U |
| * Arsenic, Dissolved | 3/12/20 16:05 | 3/12/20 19:55 | | 1.015 | 0.00232 | mg/L | 0.001 | 0.005 | J |
| * Barium, Dissolved | 3/12/20 16:05 | 3/12/20 19:55 | | 1.015 | 0.0478 | mg/L | 0.002 | 0.01 | |
| * Beryllium, Dissolved | 3/12/20 16:05 | 3/12/20 19:55 | | 1.015 | Not Detected | mg/L | 0.0006 | 0.003 | U |
| * Cadmium, Dissolved | 3/12/20 16:05 | 3/12/20 19:55 | | 1.015 | Not Detected | mg/L | 0.0003 | 0.001 | U |
| * Chromium, Dissolved | 3/12/20 16:05 | 3/12/20 19:55 | | 1.015 | Not Detected | mg/L | 0.002 | 0.01 | U |
| * Cobalt, Dissolved | 3/12/20 16:05 | 3/12/20 19:55 | | 1.015 | Not Detected | mg/L | 0.002 | 0.005 | U |
| * Lead, Dissolved | 3/12/20 16:05 | 3/12/20 19:55 | | 1.015 | Not Detected | mg/L | 0.001 | 0.005 | U |
| * Molybdenum, Dissolved | 3/12/20 16:05 | 3/12/20 19:55 | | 1.015 | Not Detected | mg/L | 0.002 | 0.01 | U |
| * Selenium, Dissolved | 3/12/20 16:05 | 3/16/20 10:58 | | 1.015 | 0.0289 | mg/L | 0.002 | 0.01 | R |
| * Thallium, Dissolved | 3/12/20 16:05 | 3/12/20 19:55 | | 1.015 | Not Detected | mg/L | 0.0002 | 0.001 | U |
| ***Analytical Method: EPA 245.1*** | ***Analyst: ABB*** | | | | | | | | |
| * Mercury, Dissolved by CVAA | 3/12/20 12:10 | 3/13/20 11:42 | | 1 | Not Detected | mg/L | 0.0003 | 0.0005 | U |
| ***Analytical Method: SM 2540C*** | ***Analyst: CRB*** | | | | | | | | |
| * Solids, Dissolved | 3/13/20 15:00 | 3/17/20 11:20 | | 1 | 832 | mg/L | | 50 | |
| ***Analytical Method: SM4500Cl E*** | ***Analyst: JCC*** | | | | | | | | |
| * Chloride | 3/13/20 11:05 | 3/13/20 11:05 | | 3 | 26.9 | mg/L | 1.50 | 3 | |
| ***Analytical Method: SM4500F G 2017*** | ***Analyst: JCC*** | | | | | | | | |
| * Fluoride | 3/13/20 14:28 | 3/13/20 14:28 | | 1 | 2.42 | mg/L | 0.05 | 0.1 | |
| ***Analytical Method: SM4500SO4 E*** | ***Analyst: JCC*** | | | | | | | | |
| * Sulfate | 3/17/20 10:21 | 3/17/20 10:21 | | 1 | 15.5 | mg/L | 0.50 | 1 | |
| ***Analytical Method: Field Measurements*** | ***Analyst: AWG*** | | | | | | | | |
| Conductivity | 3/9/20 18:05 | 3/9/20 18:05 | | | 1284.05 | uS/cm | | | FA |
| pH | 3/9/20 18:05 | 3/9/20 18:05 | | | 8.05 | SU | | | FA |
| Temperature | 3/9/20 18:05 | 3/9/20 18:05 | | | 17.84 | C | | | FA |
| Turbidity | 3/9/20 18:05 | 3/9/20 18:05 | | | 17 | NTU | | | FA |

MDL's and RL's are adjusted for sample dilution, as applicable

**Comments:** The client submitted filtered samples for dissolved analysis, but no MB or LCS were submitted. Therefore, dissolved data is qualified. MS/MSD recovery for Selenium failed due to matrix issue. A post digestion spike was analyzed and passed acceptance criteria. LBM 3/30/20

Reported: 3/30/2020
Version: 3.1
COA_CCR

Alabama Power
General Test Laboratory
744 County Road 87, GSC #8
Calera, AL 35040

# Batch QC Summary

Alabama Power

**Customer Account:** WMWMILAP
**Sample Date:** 3/9/20 16:10
**Customer ID:**
**Delivery Date:** 3/11/20 10:05

**Description:** Miller Ash Pond - MW-19HA DIS

**Laboratory ID Number:** BA04939

| Sample | Analysis | Units | MB | MB Limit | Spike | MS | MSD | Standard | Standard Limit | Rec | Rec Limit | Prec | Prec Limit |
|---|---|---|---|---|---|---|---|---|---|---|---|---|---|
| BA04939 | Cadmium, Dissolved | mg/L | 0.00000408 | 0.0001474 | 0.10 | 0.0963 | 0.0963 | 0.100 | 0.085 to 0.115 | 96.3 | 70 to 130 | 0.00 | 20 |
| BA04939 | Arsenic, Dissolved | mg/L | -0.00000749 | 0.0001474 | 0.10 | 0.0882 | 0.0885 | 0.105 | 0.085 to 0.115 | 85.9 | 70 to 130 | 0.340 | 20 |
| BA04939 | Antimony, Dissolved | mg/L | 0.000252 | 0.00066 | 0.10 | 0.0894 | 0.0884 | 0.0940 | 0.085 to 0.115 | 89.4 | 70 to 130 | 1.12 | 20 |
| BA04939 | Cobalt, Dissolved | mg/L | -0.00000534 | 0.0001474 | 0.10 | 0.0946 | 0.0955 | 0.0980 | 0.085 to 0.115 | 94.6 | 70 to 130 | 0.947 | 20 |
| BA04939 | Chromium, Dissolved | mg/L | -0.0000564 | 0.00044 | 0.10 | 0.0964 | 0.0974 | 0.0998 | 0.085 to 0.115 | 96.4 | 70 to 130 | 1.03 | 20 |
| BA04939 | Barium, Dissolved | mg/L | -0.00000546 | 0.0002 | 0.10 | 0.147 | 0.143 | 0.101 | 0.085 to 0.115 | 99.2 | 70 to 130 | 2.76 | 20 |
| BA04939 | Mercury, Dissolved by | mg/L | 0.00003 | 0.0005 | 0.004 | 0.00389 | 0.00392 | 0.00391 | 0.0034 to 0.0046 | 97.2 | 70 to 130 | 0.768 | 20 |
| BA04939 | Lithium, Dissolved | mg/L | -0.000264 | 0.0154 | 0.20 | 0.345 | 0.330 | 0.187 | 0.17 to 0.23 | 112 | 70 to 130 | 4.44 | 20 |
| BA04939 | Boron, Dissolved | mg/L | 0.0000374 | 0.0650254 | 1.00 | 1.10 | 1.08 | 0.965 | 0.85 to 1.15 | 97.3 | 70 to 130 | 1.83 | 20 |
| BA04939 | Calcium, Dissolved | mg/L | -0.0112 | 0.1518 | 5.00 | 8.94 | 8.74 | 4.95 | 4.25 to 5.75 | 99.2 | 70 to 130 | 2.26 | 20 |
| BA04939 | Lead, Dissolved | mg/L | 0.00000555 | 0.0001474 | 0.10 | 0.0994 | 0.102 | 0.102 | 0.085 to 0.115 | 99.4 | 70 to 130 | 2.58 | 20 |
| BA04939 | Beryllium, Dissolved | mg/L | 0.0000357 | 0.00088 | 0.10 | 0.0955 | 0.0961 | 0.0952 | 0.085 to 0.115 | 95.5 | 70 to 130 | 0.626 | 20 |
| BA04939 | Molybdenum, Dissolved | mg/L | 0.00000627 | 0.0001474 | 0.10 | 0.0958 | 0.0964 | 0.0969 | 0.085 to 0.115 | 95.8 | 70 to 130 | 0.624 | 20 |
| BA04939 | Selenium, Dissolved | mg/L | -0.00000234 | 0.00066 | 0.10 | 0.0304 | 0.0298 | 0.109 | 0.085 to 0.115 | 1.50 | 70 to 130 | 1.99 | 20 |
| BA04939 | Thallium, Dissolved | mg/L | 0.00000269 | 0.0001474 | 0.10 | 0.0990 | 0.103 | 0.105 | 0.085 to 0.115 | 99.0 | 70 to 130 | 3.96 | 20 |

**Comments:** The client submitted filtered samples for dissolved analysis, but no MB or LCS were submitted. Therefore, dissolved data is qualified. MS/MSD recovery for Selenium failed due to matrix issue. A post digestion spike was analyzed and passed acceptance criteria. LBM 3/30/20

Reported: 3/30/2020
Version: 3.1
COA_CCR

Alabama Power
General Test Laboratory
744 County Road 87, GSC #8
Calera, AL 35040

Alabama Power

# Batch QC Summary

**Customer Account:** WMWMILAP
**Sample Date:** 3/9/20 16:10
**Customer ID:**
**Delivery Date:** 3/11/20 10:05

**Description:** Miller Ash Pond - MW-19HA DIS

**Laboratory ID Number:** BA04939

| Sample | Analysis | Units | MB | MB Limit | Spike | MS | Sample Duplicate | Standard | Standard Limit | Rec | Rec Limit | Prec | Prec Limit |
|---|---|---|---|---|---|---|---|---|---|---|---|---|---|
| BA04947 | Sulfate | mg/L | -0.756 | 0.50 | 160 | 252 | 102 | 18.4 | 18 to 22 | 96.2 | 80 to 120 | 3.90 | 20 |
| BA04945 | Solids, Dissolved | mg/L | 2.00 | 25 | | | 333 | 48.0 | 40 to 60 | | | 0.604 | 5 |
| BA04947 | Chloride | mg/L | -0.0257 | 0.50 | 10.0 | 15.7 | 5.53 | 10.1 | 9 to 11 | 102 | 80 to 120 | 0.00 | 20 |
| BA04947 | Fluoride | mg/L | 0.031 | 0.05 | 2.50 | 3.05 | 0.261 | 2.60 | 2.25 to 2.75 | 112 | 80 to 120 | 0.00 | 20 |

**Comments:** The client submitted filtered samples for dissolved analysis, but no MB or LCS were submitted. Therefore, dissolved data is qualified. MS/MSD recovery for Selenium failed due to matrix issue. A post digestion spike was analyzed and passed acceptance criteria. LBM 3/30/20

Reported: 3/30/2020
Version: 3.1
COA_CCR

Alabama Power
General Test Laboratory
744 County Road 87, GSC #8
Calera, AL 35040

# *Certificate Of Analysis*

Alabama Power

**Description:** Miller Ash Pond - MW-30H

**Location Code:** WMWMILAP
**Collected:** 3/10/20 12:50
**Customer ID:**
**Submittal Date:** 3/11/20 10:06

**Laboratory ID Number:** BA04940

| Name | Prepared | Analyzed | Vio Spec | DF | Results | Units | MDL | RL | Q |
|---|---|---|---|---|---|---|---|---|---|
| ***Analytical Method: EPA 200.7*** | ***Analyst: RDA*** | | | | ***Preparation Method: EPA 1638*** | | | | |
| * Boron, Total | 3/12/20 16:05 | 3/13/20 12:22 | | 1.015 | 0.0912 | mg/L | 0.03 | 0.1 | J |
| * Calcium, Total | 3/12/20 16:05 | 3/13/20 12:51 | | 20.3 | 207 | mg/L | 2.03 | 10.15 | |
| * Lithium, Total | 3/12/20 16:05 | 3/13/20 12:22 | | 1.015 | 0.0821 | mg/L | 0.01 | 0.02 | |
| ***Analytical Method: EPA 200.8*** | ***Analyst: DLJ*** | | | | ***Preparation Method: EPA 1638*** | | | | |
| * Antimony, Total | 3/12/20 10:22 | 3/12/20 18:46 | | 1.015 | Not Detected | mg/L | 0.0008 | 0.003 | U |
| * Arsenic, Total | 3/12/20 10:22 | 3/12/20 18:46 | | 1.015 | 0.00737 | mg/L | 0.001 | 0.005 | |
| * Barium, Total | 3/12/20 10:22 | 3/12/20 18:46 | | 1.015 | 0.0503 | mg/L | 0.002 | 0.01 | |
| * Beryllium, Total | 3/12/20 10:22 | 3/12/20 18:46 | | 1.015 | Not Detected | mg/L | 0.0006 | 0.003 | U |
| * Cadmium, Total | 3/12/20 10:22 | 3/12/20 18:46 | | 1.015 | Not Detected | mg/L | 0.0003 | 0.001 | U |
| * Chromium, Total | 3/12/20 10:22 | 3/12/20 18:46 | | 1.015 | Not Detected | mg/L | 0.002 | 0.01 | U |
| * Cobalt, Total | 3/12/20 10:22 | 3/12/20 18:46 | | 1.015 | Not Detected | mg/L | 0.002 | 0.005 | U |
| * Lead, Total | 3/12/20 10:22 | 3/12/20 18:46 | | 1.015 | Not Detected | mg/L | 0.001 | 0.005 | U |
| * Molybdenum, Total | 3/12/20 10:22 | 3/12/20 18:46 | | 1.015 | 0.00436 | mg/L | 0.002 | 0.01 | J |
| * Selenium, Total | 3/12/20 10:22 | 3/12/20 18:46 | | 1.015 | 0.00228 | mg/L | 0.002 | 0.01 | J |
| * Thallium, Total | 3/12/20 10:22 | 3/12/20 18:46 | | 1.015 | Not Detected | mg/L | 0.0002 | 0.001 | U |
| ***Analytical Method: EPA 245.1*** | ***Analyst: ABB*** | | | | | | | | |
| * Mercury, Total by CVAA | 3/12/20 10:07 | 3/12/20 16:14 | | 1 | Not Detected | mg/L | 0.0003 | 0.0005 | U |
| ***Analytical Method: SM 2540C*** | ***Analyst: CRB*** | | | | | | | | |
| * Solids, Dissolved | 3/13/20 14:55 | 3/17/20 13:28 | | 1 | 1720 | mg/L | | 125 | |
| ***Analytical Method: SM4500Cl E*** | ***Analyst: JCC*** | | | | | | | | |
| * Chloride | 3/13/20 11:06 | 3/13/20 11:06 | | 16 | 117 | mg/L | 8.00 | 16 | |
| ***Analytical Method: SM4500F G 2017*** | ***Analyst: JCC*** | | | | | | | | |
| * Fluoride | 3/13/20 14:29 | 3/13/20 14:29 | | 1 | 0.172 | mg/L | 0.05 | 0.1 | |
| ***Analytical Method: SM4500SO4 E*** | ***Analyst: JCC*** | | | | | | | | |
| * Sulfate | 3/17/20 10:22 | 3/17/20 10:22 | | 50 | 820 | mg/L | 25.00 | 50 | |
| ***Analytical Method: Field Measurements*** | ***Analyst: AWG*** | | | | | | | | |
| Conductivity | 3/10/20 12:45 | 3/10/20 12:45 | | | 1930.02 | uS/cm | | | FA |
| pH | 3/10/20 12:45 | 3/10/20 12:45 | | | 6.91 | SU | | | FA |
| Temperature | 3/10/20 12:45 | 3/10/20 12:45 | | | 17.25 | C | | | FA |
| Turbidity | 3/10/20 12:45 | 3/10/20 12:45 | | | 3.22 | NTU | | | FA |

MDL's and RL's are adjusted for sample dilution, as applicable

**Comments:**

Reported: 3/30/2020
Version: 3.1
COA_CCR

Alabama Power
General Test Laboratory
744 County Road 87, GSC #8
Calera, AL 35040

# Batch QC Summary

Alabama Power

**Customer Account:** WMWMILAP
**Sample Date:** 3/10/20 12:50
**Customer ID:**
**Delivery Date:** 3/11/20 10:06

**Description**: Miller Ash Pond - MW-30H

**Laboratory ID Number:** BA04940

| Sample | Analysis | Units | MB | MB Limit | Spike | MS | MSD | Standard | Standard Limit | Rec | Rec Limit | Prec | Prec Limit |
|---|---|---|---|---|---|---|---|---|---|---|---|---|---|
| BA04943 | Lithium, Total | mg/L | 0.0000382 | 0.0154 | 0.20 | 0.288 | 0.288 | 0.198 | 0.17 to 0.23 | 111 | 70 to 130 | 0.00 | 20 |
| BA04943 | Barium, Total | mg/L | 0.0000412 | 0.0002 | 0.10 | 0.203 | 0.207 | 0.0960 | 0.085 to 0.115 | 92.0 | 70 to 130 | 1.95 | 20 |
| BA04943 | Beryllium, Total | mg/L | 0.0000341 | 0.00088 | 0.10 | 0.0947 | 0.0933 | 0.0939 | 0.085 to 0.115 | 94.7 | 70 to 130 | 1.49 | 20 |
| BA04943 | Thallium, Total | mg/L | 0.00000497 | 0.0001474 | 0.10 | 0.101 | 0.103 | 0.102 | 0.085 to 0.115 | 101 | 70 to 130 | 1.96 | 20 |
| BA04943 | Mercury, Total by CVAA | mg/L | 0.0000104 | 0.0005 | 0.004 | 0.00387 | 0.00393 | 0.00394 | 0.0034 to 0.0046 | 96.8 | 70 to 130 | 1.54 | 20 |
| BA04943 | Selenium, Total | mg/L | 0.0000917 | 0.00066 | 0.10 | 0.0983 | 0.0986 | 0.102 | 0.085 to 0.115 | 98.3 | 70 to 130 | 0.305 | 20 |
| BA04943 | Molybdenum, Total | mg/L | 0.00000779 | 0.0001474 | 0.10 | 0.0946 | 0.0972 | 0.0963 | 0.085 to 0.115 | 94.6 | 70 to 130 | 2.71 | 20 |
| BA04943 | Antimony, Total | mg/L | 0.000228 | 0.00066 | 0.10 | 0.0953 | 0.0980 | 0.0963 | 0.085 to 0.115 | 93.2 | 70 to 130 | 2.79 | 20 |
| BA04943 | Boron, Total | mg/L | 0.00462 | 0.0650254 | 1.00 | 1.03 | 1.04 | 1.00 | 0.85 to 1.15 | 103 | 70 to 130 | 0.966 | 20 |
| BA04943 | Calcium, Total | mg/L | -0.0119 | 0.1518 | 5.00 | 45.0 | 44.6 | 5.15 | 4.25 to 5.75 | 86.0 | 70 to 130 | 0.893 | 20 |
| BA04943 | Cadmium, Total | mg/L | 0.00000810 | 0.0001474 | 0.10 | 0.0989 | 0.0983 | 0.0991 | 0.085 to 0.115 | 98.9 | 70 to 130 | 0.609 | 20 |
| BA04943 | Chromium, Total | mg/L | -0.0000346 | 0.00044 | 0.10 | 0.0992 | 0.101 | 0.102 | 0.085 to 0.115 | 99.2 | 70 to 130 | 1.80 | 20 |
| BA04943 | Lead, Total | mg/L | 0.00000853 | 0.0001474 | 0.10 | 0.101 | 0.0981 | 0.101 | 0.085 to 0.115 | 101 | 70 to 130 | 2.91 | 20 |
| BA04943 | Arsenic, Total | mg/L | -0.00000369 | 0.0001474 | 0.10 | 0.115 | 0.114 | 0.106 | 0.085 to 0.115 | 103 | 70 to 130 | 0.873 | 20 |
| BA04943 | Cobalt, Total | mg/L | -0.00000653 | 0.0001474 | 0.10 | 0.0965 | 0.0979 | 0.0997 | 0.085 to 0.115 | 96.5 | 70 to 130 | 1.44 | 20 |

**Comments:**

Alabama Power
General Test Laboratory
744 County Road 87, GSC #8
Calera, AL 35040

Alabama Power

# Batch QC Summary

**Customer Account:** WMWMILAP
**Sample Date:** 3/10/20 12:50
**Customer ID:**
**Delivery Date:** 3/11/20 10:06

**Description:** Miller Ash Pond - MW-30H

**Laboratory ID Number:** BA04940

| Sample | Analysis | Units | MB | MB Limit | Spike | MS | Sample Duplicate | Standard | Standard Limit | Rec | Rec Limit | Prec | Prec Limit |
|---|---|---|---|---|---|---|---|---|---|---|---|---|---|
| BA04940 | Solids, Dissolved | mg/L | -1.00 | 25 | | | 1660 | 52.0 | 40 to 60 | | | 1.78 | 5 |
| BA04947 | Sulfate | mg/L | -0.756 | 0.50 | 160 | 252 | 102 | 18.4 | 18 to 22 | 96.2 | 80 to 120 | 3.90 | 20 |
| BA04947 | Chloride | mg/L | -0.0257 | 0.50 | 10.0 | 15.7 | 5.53 | 10.1 | 9 to 11 | 102 | 80 to 120 | 0.00 | 20 |
| BA04947 | Fluoride | mg/L | 0.031 | 0.05 | 2.50 | 3.05 | 0.261 | 2.60 | 2.25 to 2.75 | 112 | 80 to 120 | 0.00 | 20 |

**Comments:**

Alabama Power
General Test Laboratory
744 County Road 87, GSC #8
Calera, AL 35040

# Certificate Of Analysis

Alabama Power

**Description:** Miller Ash Pond - MW-10

**Location Code:** WMWMILAP
**Collected:** 3/9/20 12:26
**Customer ID:**
**Submittal Date:** 3/11/20 10:06

**Laboratory ID Number:** BA04941

| Name | Prepared | Analyzed | Vio Spec | DF | Results | Units | MDL | RL | Q |
|---|---|---|---|---|---|---|---|---|---|
| ***Analytical Method: EPA 200.7*** | ***Analyst: RDA*** | | | | ***Preparation Method: EPA 1638*** | | | | |
| * Boron, Total | 3/12/20 16:05 | 3/13/20 12:25 | | 1.015 | 4.70 | mg/L | 0.03 | 0.1 | |
| * Calcium, Total | 3/12/20 16:05 | 3/13/20 12:54 | | 20.3 | 222 | mg/L | 2.03 | 10.15 | |
| * Lithium, Total | 3/12/20 16:05 | 3/13/20 12:25 | | 1.015 | 0.225 | mg/L | 0.01 | 0.02 | |
| ***Analytical Method: EPA 200.8*** | ***Analyst: DLJ*** | | | | ***Preparation Method: EPA 1638*** | | | | |
| * Antimony, Total | 3/12/20 10:22 | 3/12/20 18:48 | | 1.015 | Not Detected | mg/L | 0.0008 | 0.003 | U |
| * Arsenic, Total | 3/12/20 10:22 | 3/12/20 18:48 | | 1.015 | 0.00180 | mg/L | 0.001 | 0.005 | J |
| * Barium, Total | 3/12/20 10:22 | 3/12/20 18:48 | | 1.015 | 0.0175 | mg/L | 0.002 | 0.01 | |
| * Beryllium, Total | 3/12/20 10:22 | 3/12/20 18:48 | | 1.015 | Not Detected | mg/L | 0.0006 | 0.003 | U |
| * Cadmium, Total | 3/12/20 10:22 | 3/12/20 18:48 | | 1.015 | Not Detected | mg/L | 0.0003 | 0.001 | U |
| * Chromium, Total | 3/12/20 10:22 | 3/12/20 18:48 | | 1.015 | Not Detected | mg/L | 0.002 | 0.01 | U |
| * Cobalt, Total | 3/12/20 10:22 | 3/12/20 18:48 | | 1.015 | Not Detected | mg/L | 0.002 | 0.005 | U |
| * Lead, Total | 3/12/20 10:22 | 3/12/20 18:48 | | 1.015 | Not Detected | mg/L | 0.001 | 0.005 | U |
| * Molybdenum, Total | 3/12/20 10:22 | 3/12/20 18:48 | | 1.015 | 0.223 | mg/L | 0.002 | 0.01 | |
| * Selenium, Total | 3/12/20 10:22 | 3/12/20 18:48 | | 1.015 | Not Detected | mg/L | 0.002 | 0.01 | U |
| * Thallium, Total | 3/12/20 10:22 | 3/12/20 18:48 | | 1.015 | Not Detected | mg/L | 0.0002 | 0.001 | U |
| ***Analytical Method: EPA 245.1*** | ***Analyst: ABB*** | | | | | | | | |
| * Mercury, Total by CVAA | 3/12/20 10:07 | 3/12/20 16:17 | | 1 | Not Detected | mg/L | 0.0003 | 0.0005 | U |
| ***Analytical Method: SM 2540C*** | ***Analyst: CRB*** | | | | | | | | |
| * Solids, Dissolved | 3/13/20 15:00 | 3/17/20 11:20 | | 1 | 1720 | mg/L | | 100 | |
| ***Analytical Method: SM4500Cl E*** | ***Analyst: JCC*** | | | | | | | | |
| * Chloride | 3/13/20 10:57 | 3/13/20 10:57 | | 1 | 7.47 | mg/L | 0.50 | 1 | |
| ***Analytical Method: SM4500F G 2017*** | ***Analyst: JCC*** | | | | | | | | |
| * Fluoride | 3/13/20 14:30 | 3/13/20 14:30 | | 1 | 0.517 | mg/L | 0.05 | 0.1 | |
| ***Analytical Method: SM4500SO4 E*** | ***Analyst: JCC*** | | | | | | | | |
| * Sulfate | 3/17/20 10:24 | 3/17/20 10:24 | | 50 | 1010 | mg/L | 25.00 | 50 | |
| ***Analytical Method: Field Measurements*** | ***Analyst: DKG*** | | | | | | | | |
| Conductivity | 3/9/20 12:24 | 3/9/20 12:24 | | | 2025.98 | uS/cm | | | FA |
| pH | 3/9/20 12:24 | 3/9/20 12:24 | | | 7.03 | SU | | | FA |
| Temperature | 3/9/20 12:24 | 3/9/20 12:24 | | | 17.43 | C | | | FA |
| Turbidity | 3/9/20 12:24 | 3/9/20 12:24 | | | 0.78 | NTU | | | FA |

MDL's and RL's are adjusted for sample dilution, as applicable

**Comments:**

Reported: 3/30/2020
Version: 3.1
COA_CCR

Alabama Power
General Test Laboratory
744 County Road 87, GSC #8
Calera, AL 35040

# Batch QC Summary

Alabama Power

**Customer Account:** WMWMILAP
**Sample Date:** 3/9/20 12:26
**Customer ID:**
**Delivery Date:** 3/11/20 10:06

**Description**: Miller Ash Pond - MW-10

**Laboratory ID Number:** BA04941

| Sample | Analysis | Units | MB | MB Limit | Spike | MS | MSD | Standard | Standard Limit | Rec | Rec Limit | Prec | Prec Limit |
|---|---|---|---|---|---|---|---|---|---|---|---|---|---|
| BA04943 | Barium, Total | mg/L | 0.0000412 | 0.0002 | 0.10 | 0.203 | 0.207 | 0.0960 | 0.085 to 0.115 | 92.0 | 70 to 130 | 1.95 | 20 |
| BA04943 | Lithium, Total | mg/L | 0.0000382 | 0.0154 | 0.20 | 0.288 | 0.288 | 0.198 | 0.17 to 0.23 | 111 | 70 to 130 | 0.00 | 20 |
| BA04943 | Beryllium, Total | mg/L | 0.0000341 | 0.00088 | 0.10 | 0.0947 | 0.0933 | 0.0939 | 0.085 to 0.115 | 94.7 | 70 to 130 | 1.49 | 20 |
| BA04943 | Thallium, Total | mg/L | 0.00000497 | 0.0001474 | 0.10 | 0.101 | 0.103 | 0.102 | 0.085 to 0.115 | 101 | 70 to 130 | 1.96 | 20 |
| BA04943 | Molybdenum, Total | mg/L | 0.00000779 | 0.0001474 | 0.10 | 0.0946 | 0.0972 | 0.0963 | 0.085 to 0.115 | 94.6 | 70 to 130 | 2.71 | 20 |
| BA04943 | Antimony, Total | mg/L | 0.000228 | 0.00066 | 0.10 | 0.0953 | 0.0980 | 0.0963 | 0.085 to 0.115 | 93.2 | 70 to 130 | 2.79 | 20 |
| BA04943 | Arsenic, Total | mg/L | -0.00000369 | 0.0001474 | 0.10 | 0.115 | 0.114 | 0.106 | 0.085 to 0.115 | 103 | 70 to 130 | 0.873 | 20 |
| BA04943 | Cobalt, Total | mg/L | -0.00000653 | 0.0001474 | 0.10 | 0.0965 | 0.0979 | 0.0997 | 0.085 to 0.115 | 96.5 | 70 to 130 | 1.44 | 20 |
| BA04943 | Mercury, Total by CVAA | mg/L | 0.0000104 | 0.0005 | 0.004 | 0.00387 | 0.00393 | 0.00394 | 0.0034 to 0.0046 | 96.8 | 70 to 130 | 1.54 | 20 |
| BA04943 | Selenium, Total | mg/L | 0.0000917 | 0.00066 | 0.10 | 0.0983 | 0.0986 | 0.102 | 0.085 to 0.115 | 98.3 | 70 to 130 | 0.305 | 20 |
| BA04943 | Boron, Total | mg/L | 0.00462 | 0.0650254 | 1.00 | 1.03 | 1.04 | 1.00 | 0.85 to 1.15 | 103 | 70 to 130 | 0.966 | 20 |
| BA04943 | Calcium, Total | mg/L | -0.0119 | 0.1518 | 5.00 | 45.0 | 44.6 | 5.15 | 4.25 to 5.75 | 86.0 | 70 to 130 | 0.893 | 20 |
| BA04943 | Cadmium, Total | mg/L | 0.00000810 | 0.0001474 | 0.10 | 0.0989 | 0.0983 | 0.0991 | 0.085 to 0.115 | 98.9 | 70 to 130 | 0.609 | 20 |
| BA04943 | Chromium, Total | mg/L | -0.0000346 | 0.00044 | 0.10 | 0.0992 | 0.101 | 0.102 | 0.085 to 0.115 | 99.2 | 70 to 130 | 1.80 | 20 |
| BA04943 | Lead, Total | mg/L | 0.00000853 | 0.0001474 | 0.10 | 0.101 | 0.0981 | 0.101 | 0.085 to 0.115 | 101 | 70 to 130 | 2.91 | 20 |

**Comments:**

Alabama Power
General Test Laboratory
744 County Road 87, GSC #8
Calera, AL 35040

Alabama Power

# Batch QC Summary

**Customer Account:** WMWMILAP
**Sample Date:** 3/9/20 12:26
**Customer ID:**
**Delivery Date:** 3/11/20 10:06

**Description:** Miller Ash Pond - MW-10

**Laboratory ID Number:** BA04941

| Sample | Analysis | Units | MB | MB Limit | Spike | MS | Sample Duplicate | Standard | Standard Limit | Rec | Rec Limit | Prec | Prec Limit |
|---|---|---|---|---|---|---|---|---|---|---|---|---|---|
| BA04935 | Solids, Dissolved | mg/L | 2.00 | 25 | | | 800 | 48.0 | 40 to 60 | | | 0.929 | 5 |
| BA04947 | Sulfate | mg/L | -0.756 | 0.50 | 160 | 252 | 102 | 18.4 | 18 to 22 | 96.2 | 80 to 120 | 3.90 | 20 |
| BA04947 | Chloride | mg/L | -0.0257 | 0.50 | 10.0 | 15.7 | 5.53 | 10.1 | 9 to 11 | 102 | 80 to 120 | 0.00 | 20 |
| BA04947 | Fluoride | mg/L | 0.031 | 0.05 | 2.50 | 3.05 | 0.261 | 2.60 | 2.25 to 2.75 | 112 | 80 to 120 | 0.00 | 20 |

**Comments:**

Alabama Power
General Test Laboratory
744 County Road 87, GSC #8
Calera, AL 35040

# Certificate Of Analysis

Alabama Power

**Description:** Miller Ash Pond - MW-37H

**Location Code:** WMWMILAP
**Collected:** 3/9/20 13:40
**Customer ID:**
**Submittal Date:** 3/11/20 10:06

**Laboratory ID Number:** BA04942

| Name | Prepared | Analyzed | Vio Spec | DF | Results | Units | MDL | RL | Q |
|---|---|---|---|---|---|---|---|---|---|
| ***Analytical Method: EPA 200.7*** | ***Analyst: RDA*** | | | | ***Preparation Method: EPA 1638*** | | | | |
| * Boron, Total | 3/12/20 16:05 | 3/13/20 12:28 | | 1.015 | 0.0385 | mg/L | 0.03 | 0.1 | J |
| * Calcium, Total | 3/12/20 16:05 | 3/13/20 12:57 | | 20.3 | 41.7 | mg/L | 2.03 | 10.15 | |
| * Lithium, Total | 3/12/20 16:05 | 3/13/20 12:28 | | 1.015 | 0.0662 | mg/L | 0.01 | 0.02 | |
| ***Analytical Method: EPA 200.8*** | ***Analyst: DLJ*** | | | | ***Preparation Method: EPA 1638*** | | | | |
| * Antimony, Total | 3/12/20 10:22 | 3/12/20 18:51 | | 1.015 | 0.00201 | mg/L | 0.0008 | 0.003 | J |
| * Arsenic, Total | 3/12/20 10:22 | 3/12/20 18:51 | | 1.015 | 0.0113 | mg/L | 0.001 | 0.005 | |
| * Barium, Total | 3/12/20 10:22 | 3/12/20 18:51 | | 1.015 | 0.112 | mg/L | 0.002 | 0.01 | |
| * Beryllium, Total | 3/12/20 10:22 | 3/12/20 18:51 | | 1.015 | Not Detected | mg/L | 0.0006 | 0.003 | U |
| * Cadmium, Total | 3/12/20 10:22 | 3/12/20 18:51 | | 1.015 | Not Detected | mg/L | 0.0003 | 0.001 | U |
| * Chromium, Total | 3/12/20 10:22 | 3/12/20 18:51 | | 1.015 | Not Detected | mg/L | 0.002 | 0.01 | U |
| * Cobalt, Total | 3/12/20 10:22 | 3/12/20 18:51 | | 1.015 | Not Detected | mg/L | 0.002 | 0.005 | U |
| * Lead, Total | 3/12/20 10:22 | 3/12/20 18:51 | | 1.015 | Not Detected | mg/L | 0.001 | 0.005 | U |
| * Molybdenum, Total | 3/12/20 10:22 | 3/12/20 18:51 | | 1.015 | Not Detected | mg/L | 0.002 | 0.01 | U |
| * Selenium, Total | 3/12/20 10:22 | 3/12/20 18:51 | | 1.015 | Not Detected | mg/L | 0.002 | 0.01 | U |
| * Thallium, Total | 3/12/20 10:22 | 3/12/20 18:51 | | 1.015 | Not Detected | mg/L | 0.0002 | 0.001 | U |
| ***Analytical Method: EPA 245.1*** | ***Analyst: ABB*** | | | | | | | | |
| * Mercury, Total by CVAA | 3/12/20 10:07 | 3/12/20 16:19 | | 1 | Not Detected | mg/L | 0.0003 | 0.0005 | U |
| ***Analytical Method: SM 2540C*** | ***Analyst: CRB*** | | | | | | | | |
| * Solids, Dissolved | 3/13/20 15:00 | 3/17/20 11:20 | | 1 | 312 | mg/L | | 25 | |
| ***Analytical Method: SM4500Cl E*** | ***Analyst: JCC*** | | | | | | | | |
| * Chloride | 3/13/20 10:58 | 3/13/20 10:58 | | 1 | 10.7 | mg/L | 0.50 | 1 | |
| ***Analytical Method: SM4500F G 2017*** | ***Analyst: JCC*** | | | | | | | | |
| * Fluoride | 3/13/20 14:32 | 3/13/20 14:32 | | 1 | 0.173 | mg/L | 0.05 | 0.1 | |
| ***Analytical Method: SM4500SO4 E*** | ***Analyst: JCC*** | | | | | | | | |
| * Sulfate | 3/17/20 10:25 | 3/17/20 10:25 | | 1 | 31.5 | mg/L | 0.50 | 1 | |
| ***Analytical Method: Field Measurements*** | ***Analyst: DKG*** | | | | | | | | |
| Conductivity | 3/9/20 13:38 | 3/9/20 13:38 | | | 470.66 | uS/cm | | | FA |
| pH | 3/9/20 13:38 | 3/9/20 13:38 | | | 7.33 | SU | | | FA |
| Temperature | 3/9/20 13:38 | 3/9/20 13:38 | | | 17.54 | C | | | FA |
| Turbidity | 3/9/20 13:38 | 3/9/20 13:38 | | | 0.85 | NTU | | | FA |

MDL's and RL's are adjusted for sample dilution, as applicable

**Comments:**

Reported: 3/30/2020
Version: 3.1
COA_CCR

Alabama Power
General Test Laboratory
744 County Road 87, GSC #8
Calera, AL 35040

# Batch QC Summary

Alabama Power

**Customer Account:** WMWMILAP
**Sample Date:** 3/9/20 13:40
**Customer ID:**
**Delivery Date:** 3/11/20 10:06

**Description:** Miller Ash Pond - MW-37H

**Laboratory ID Number:** BA04942

| Sample | Analysis | Units | MB | MB Limit | Spike | MS | MSD | Standard | Standard Limit | Rec | Rec Limit | Prec | Prec Limit |
|---|---|---|---|---|---|---|---|---|---|---|---|---|---|
| BA04943 | Lithium, Total | mg/L | 0.0000382 | 0.0154 | 0.20 | 0.288 | 0.288 | 0.198 | 0.17 to 0.23 | 111 | 70 to 130 | 0.00 | 20 |
| BA04943 | Barium, Total | mg/L | 0.0000412 | 0.0002 | 0.10 | 0.203 | 0.207 | 0.0960 | 0.085 to 0.115 | 92.0 | 70 to 130 | 1.95 | 20 |
| BA04943 | Arsenic, Total | mg/L | -0.00000369 | 0.0001474 | 0.10 | 0.115 | 0.114 | 0.106 | 0.085 to 0.115 | 103 | 70 to 130 | 0.873 | 20 |
| BA04943 | Cobalt, Total | mg/L | -0.00000653 | 0.0001474 | 0.10 | 0.0965 | 0.0979 | 0.0997 | 0.085 to 0.115 | 96.5 | 70 to 130 | 1.44 | 20 |
| BA04943 | Mercury, Total by CVAA | mg/L | 0.0000104 | 0.0005 | 0.004 | 0.00387 | 0.00393 | 0.00394 | 0.0034 to 0.0046 | 96.8 | 70 to 130 | 1.54 | 20 |
| BA04943 | Selenium, Total | mg/L | 0.0000917 | 0.00066 | 0.10 | 0.0983 | 0.0986 | 0.102 | 0.085 to 0.115 | 98.3 | 70 to 130 | 0.305 | 20 |
| BA04943 | Molybdenum, Total | mg/L | 0.00000779 | 0.0001474 | 0.10 | 0.0946 | 0.0972 | 0.0963 | 0.085 to 0.115 | 94.6 | 70 to 130 | 2.71 | 20 |
| BA04943 | Antimony, Total | mg/L | 0.000228 | 0.00066 | 0.10 | 0.0953 | 0.0980 | 0.0963 | 0.085 to 0.115 | 93.2 | 70 to 130 | 2.79 | 20 |
| BA04943 | Boron, Total | mg/L | 0.00462 | 0.0650254 | 1.00 | 1.03 | 1.04 | 1.00 | 0.85 to 1.15 | 103 | 70 to 130 | 0.966 | 20 |
| BA04943 | Calcium, Total | mg/L | -0.0119 | 0.1518 | 5.00 | 45.0 | 44.6 | 5.15 | 4.25 to 5.75 | 86.0 | 70 to 130 | 0.893 | 20 |
| BA04943 | Cadmium, Total | mg/L | 0.00000810 | 0.0001474 | 0.10 | 0.0989 | 0.0983 | 0.0991 | 0.085 to 0.115 | 98.9 | 70 to 130 | 0.609 | 20 |
| BA04943 | Chromium, Total | mg/L | -0.0000346 | 0.00044 | 0.10 | 0.0992 | 0.101 | 0.102 | 0.085 to 0.115 | 99.2 | 70 to 130 | 1.80 | 20 |
| BA04943 | Lead, Total | mg/L | 0.00000853 | 0.0001474 | 0.10 | 0.101 | 0.0981 | 0.101 | 0.085 to 0.115 | 101 | 70 to 130 | 2.91 | 20 |
| BA04943 | Beryllium, Total | mg/L | 0.0000341 | 0.00088 | 0.10 | 0.0947 | 0.0933 | 0.0939 | 0.085 to 0.115 | 94.7 | 70 to 130 | 1.49 | 20 |
| BA04943 | Thallium, Total | mg/L | 0.00000497 | 0.0001474 | 0.10 | 0.101 | 0.103 | 0.102 | 0.085 to 0.115 | 101 | 70 to 130 | 1.96 | 20 |

**Comments:**

Alabama Power
General Test Laboratory
744 County Road 87, GSC #8
Calera, AL 35040

Alabama Power

# Batch QC Summary

**Customer Account:** WMWMILAP
**Sample Date:** 3/9/20 13:40
**Customer ID:**
**Delivery Date:** 3/11/20 10:06

**Description:** Miller Ash Pond - MW-37H

**Laboratory ID Number:** BA04942

| Sample | Analysis | Units | MB | MB Limit | Spike | MS | Sample Duplicate | Standard | Standard Limit | Rec | Rec Limit | Prec | Prec Limit |
|---|---|---|---|---|---|---|---|---|---|---|---|---|---|
| BA04947 | Sulfate | mg/L | -0.756 | 0.50 | 160 | 252 | 102 | 18.4 | 18 to 22 | 96.2 | 80 to 120 | 3.90 | 20 |
| BA04945 | Solids, Dissolved | mg/L | 2.00 | 25 | | | 333 | 48.0 | 40 to 60 | | | 0.604 | 5 |
| BA04947 | Chloride | mg/L | -0.0257 | 0.50 | 10.0 | 15.7 | 5.53 | 10.1 | 9 to 11 | 102 | 80 to 120 | 0.00 | 20 |
| BA04947 | Fluoride | mg/L | 0.031 | 0.05 | 2.50 | 3.05 | 0.261 | 2.60 | 2.25 to 2.75 | 112 | 80 to 120 | 0.00 | 20 |

**Comments:**

Alabama Power
General Test Laboratory
744 County Road 87, GSC #8
Calera, AL 35040

# Certificate Of Analysis

Alabama Power

**Description:** Miller Ash Pond - MW-37H DUP

**Location Code:** WMWMILAP
**Collected:** 3/9/20 13:40
**Customer ID:**
**Submittal Date:** 3/11/20 10:06

**Laboratory ID Number:** BA04943

| Name | Prepared | Analyzed | Vio Spec | DF | Results | Units | MDL | RL | Q |
|---|---|---|---|---|---|---|---|---|---|
| ***Analytical Method: EPA 200.7*** | ***Analyst: RDA*** | | | | ***Preparation Method: EPA 1638*** | | | | |
| * Boron, Total | 3/12/20 16:05 | 3/13/20 12:31 | | 1.015 | Not Detected | mg/L | 0.03 | 0.1 | U |
| * Calcium, Total | 3/12/20 16:05 | 3/13/20 13:00 | | 20.3 | 40.7 | mg/L | 2.03 | 10.15 | |
| * Lithium, Total | 3/12/20 16:05 | 3/13/20 12:31 | | 1.015 | 0.0661 | mg/L | 0.01 | 0.02 | |
| ***Analytical Method: EPA 200.8*** | ***Analyst: DLJ*** | | | | ***Preparation Method: EPA 1638*** | | | | |
| * Antimony, Total | 3/12/20 10:22 | 3/12/20 18:54 | | 1.015 | 0.00207 | mg/L | 0.0008 | 0.003 | J |
| * Arsenic, Total | 3/12/20 10:22 | 3/12/20 18:54 | | 1.015 | 0.0119 | mg/L | 0.001 | 0.005 | |
| * Barium, Total | 3/12/20 10:22 | 3/12/20 18:54 | | 1.015 | 0.111 | mg/L | 0.002 | 0.01 | |
| * Beryllium, Total | 3/12/20 10:22 | 3/12/20 18:54 | | 1.015 | Not Detected | mg/L | 0.0006 | 0.003 | U |
| * Cadmium, Total | 3/12/20 10:22 | 3/12/20 18:54 | | 1.015 | Not Detected | mg/L | 0.0003 | 0.001 | U |
| * Chromium, Total | 3/12/20 10:22 | 3/12/20 18:54 | | 1.015 | Not Detected | mg/L | 0.002 | 0.01 | U |
| * Cobalt, Total | 3/12/20 10:22 | 3/12/20 18:54 | | 1.015 | Not Detected | mg/L | 0.002 | 0.005 | U |
| * Lead, Total | 3/12/20 10:22 | 3/12/20 18:54 | | 1.015 | Not Detected | mg/L | 0.001 | 0.005 | U |
| * Molybdenum, Total | 3/12/20 10:22 | 3/12/20 18:54 | | 1.015 | Not Detected | mg/L | 0.002 | 0.01 | U |
| * Selenium, Total | 3/12/20 10:22 | 3/12/20 18:54 | | 1.015 | Not Detected | mg/L | 0.002 | 0.01 | U |
| * Thallium, Total | 3/12/20 10:22 | 3/12/20 18:54 | | 1.015 | Not Detected | mg/L | 0.0002 | 0.001 | U |
| ***Analytical Method: EPA 245.1*** | ***Analyst: ABB*** | | | | | | | | |
| * Mercury, Total by CVAA | 3/12/20 10:07 | 3/12/20 16:21 | | 1 | Not Detected | mg/L | 0.0003 | 0.0005 | U |
| ***Analytical Method: SM 2540C*** | ***Analyst: CRB*** | | | | | | | | |
| * Solids, Dissolved | 3/13/20 15:00 | 3/17/20 11:20 | | 1 | 310 | mg/L | | 25 | |
| ***Analytical Method: SM4500Cl E*** | ***Analyst: JCC*** | | | | | | | | |
| * Chloride | 3/13/20 10:59 | 3/13/20 10:59 | | 1 | 10.6 | mg/L | 0.50 | 1 | |
| ***Analytical Method: SM4500F G 2017*** | ***Analyst: JCC*** | | | | | | | | |
| * Fluoride | 3/13/20 14:33 | 3/13/20 14:33 | | 1 | 0.166 | mg/L | 0.05 | 0.1 | |
| ***Analytical Method: SM4500SO4 E*** | ***Analyst: JCC*** | | | | | | | | |
| * Sulfate | 3/17/20 10:26 | 3/17/20 10:26 | | 1 | 31.4 | mg/L | 0.50 | 1 | |
| ***Analytical Method: Field Measurements*** | ***Analyst: DKG*** | | | | | | | | |
| Conductivity | 3/9/20 13:38 | 3/9/20 13:38 | | | 470.66 | uS/cm | | | FA |
| pH | 3/9/20 13:38 | 3/9/20 13:38 | | | 7.33 | SU | | | FA |
| Temperature | 3/9/20 13:38 | 3/9/20 13:38 | | | 17.54 | C | | | FA |
| Turbidity | 3/9/20 13:38 | 3/9/20 13:38 | | | 0.85 | NTU | | | FA |

MDL's and RL's are adjusted for sample dilution, as applicable

**Comments:**

Reported: 3/30/2020
Version: 3.1
COA_CCR

Alabama Power
General Test Laboratory
744 County Road 87, GSC #8
Calera, AL 35040

# Batch QC Summary

Alabama Power

**Customer Account:** WMWMILAP
**Sample Date:** 3/9/20 13:40
**Customer ID:**
**Delivery Date:** 3/11/20 10:06

**Description:** Miller Ash Pond - MW-37H DUP

**Laboratory ID Number:** BA04943

| Sample | Analysis | Units | MB | MB Limit | Spike | MS | MSD | Standard | Standard Limit | Rec | Rec Limit | Prec | Prec Limit |
|---|---|---|---|---|---|---|---|---|---|---|---|---|---|
| BA04943 | Lithium, Total | mg/L | 0.0000382 | 0.0154 | 0.20 | 0.288 | 0.288 | 0.198 | 0.17 to 0.23 | 111 | 70 to 130 | 0.00 | 20 |
| BA04943 | Barium, Total | mg/L | 0.0000412 | 0.0002 | 0.10 | 0.203 | 0.207 | 0.0960 | 0.085 to 0.115 | 92.0 | 70 to 130 | 1.95 | 20 |
| BA04943 | Arsenic, Total | mg/L | -0.00000369 | 0.0001474 | 0.10 | 0.115 | 0.114 | 0.106 | 0.085 to 0.115 | 103 | 70 to 130 | 0.873 | 20 |
| BA04943 | Cobalt, Total | mg/L | -0.00000653 | 0.0001474 | 0.10 | 0.0965 | 0.0979 | 0.0997 | 0.085 to 0.115 | 96.5 | 70 to 130 | 1.44 | 20 |
| BA04943 | Mercury, Total by CVAA | mg/L | 0.0000104 | 0.0005 | 0.004 | 0.00387 | 0.00393 | 0.00394 | 0.0034 to 0.0046 | 96.8 | 70 to 130 | 1.54 | 20 |
| BA04943 | Selenium, Total | mg/L | 0.0000917 | 0.00066 | 0.10 | 0.0983 | 0.0986 | 0.102 | 0.085 to 0.115 | 98.3 | 70 to 130 | 0.305 | 20 |
| BA04943 | Beryllium, Total | mg/L | 0.0000341 | 0.00088 | 0.10 | 0.0947 | 0.0933 | 0.0939 | 0.085 to 0.115 | 94.7 | 70 to 130 | 1.49 | 20 |
| BA04943 | Thallium, Total | mg/L | 0.00000497 | 0.0001474 | 0.10 | 0.101 | 0.103 | 0.102 | 0.085 to 0.115 | 101 | 70 to 130 | 1.96 | 20 |
| BA04943 | Boron, Total | mg/L | 0.00462 | 0.0650254 | 1.00 | 1.03 | 1.04 | 1.00 | 0.85 to 1.15 | 103 | 70 to 130 | 0.966 | 20 |
| BA04943 | Calcium, Total | mg/L | -0.0119 | 0.1518 | 5.00 | 45.0 | 44.6 | 5.15 | 4.25 to 5.75 | 86.0 | 70 to 130 | 0.893 | 20 |
| BA04943 | Cadmium, Total | mg/L | 0.00000810 | 0.0001474 | 0.10 | 0.0989 | 0.0983 | 0.0991 | 0.085 to 0.115 | 98.9 | 70 to 130 | 0.609 | 20 |
| BA04943 | Chromium, Total | mg/L | -0.0000346 | 0.00044 | 0.10 | 0.0992 | 0.101 | 0.102 | 0.085 to 0.115 | 99.2 | 70 to 130 | 1.80 | 20 |
| BA04943 | Lead, Total | mg/L | 0.00000853 | 0.0001474 | 0.10 | 0.101 | 0.0981 | 0.101 | 0.085 to 0.115 | 101 | 70 to 130 | 2.91 | 20 |
| BA04943 | Molybdenum, Total | mg/L | 0.00000779 | 0.0001474 | 0.10 | 0.0946 | 0.0972 | 0.0963 | 0.085 to 0.115 | 94.6 | 70 to 130 | 2.71 | 20 |
| BA04943 | Antimony, Total | mg/L | 0.000228 | 0.00066 | 0.10 | 0.0953 | 0.0980 | 0.0963 | 0.085 to 0.115 | 93.2 | 70 to 130 | 2.79 | 20 |

**Comments:**

Alabama Power
General Test Laboratory
744 County Road 87, GSC #8
Calera, AL 35040

Alabama Power

# Batch QC Summary

**Customer Account:** WMWMILAP
**Sample Date:** 3/9/20 13:40
**Customer ID:**
**Delivery Date:** 3/11/20 10:06

**Description:** Miller Ash Pond - MW-37H DUP

**Laboratory ID Number:** BA04943

| Sample | Analysis | Units | MB | MB Limit | Spike | MS | Sample Duplicate | Standard | Standard Limit | Rec | Rec Limit | Prec | Prec Limit |
|---|---|---|---|---|---|---|---|---|---|---|---|---|---|
| BA04945 | Solids, Dissolved | mg/L | 2.00 | 25 | | | 333 | 48.0 | 40 to 60 | | | 0.604 | 5 |
| BA04947 | Sulfate | mg/L | -0.756 | 0.50 | 160 | 252 | 102 | 18.4 | 18 to 22 | 96.2 | 80 to 120 | 3.90 | 20 |
| BA04947 | Chloride | mg/L | -0.0257 | 0.50 | 10.0 | 15.7 | 5.53 | 10.1 | 9 to 11 | 102 | 80 to 120 | 0.00 | 20 |
| BA04947 | Fluoride | mg/L | 0.031 | 0.05 | 2.50 | 3.05 | 0.261 | 2.60 | 2.25 to 2.75 | 112 | 80 to 120 | 0.00 | 20 |

**Comments:**

Alabama Power
General Test Laboratory
744 County Road 87, GSC #8
Calera, AL 35040

# Certificate Of Analysis

Alabama Power

**Description:** Miller Ash Pond - MW-28H

**Location Code:** WMWMILAP
**Collected:** 3/9/20 15:25
**Customer ID:**
**Submittal Date:** 3/11/20 10:06

**Laboratory ID Number:** BA04944

| Name | Prepared | Analyzed | Vio Spec | DF | Results | Units | MDL | RL | Q |
|---|---|---|---|---|---|---|---|---|---|
| ***Analytical Method: EPA 200.7*** | ***Analyst: RDA*** | | | | ***Preparation Method: EPA 1638*** | | | | |
| * Boron, Total | 3/12/20 16:05 | 3/13/20 12:52 | | 1.015 | 0.119 | mg/L | 0.03 | 0.1 | |
| * Calcium, Total | 3/12/20 16:05 | 3/13/20 13:31 | | 20.3 | 56.9 | mg/L | 2.03 | 10.15 | |
| * Lithium, Total | 3/12/20 16:05 | 3/13/20 12:52 | | 1.015 | 0.0593 | mg/L | 0.01 | 0.02 | |
| ***Analytical Method: EPA 200.8*** | ***Analyst: DLJ*** | | | | ***Preparation Method: EPA 1638*** | | | | |
| * Antimony, Total | 3/12/20 10:22 | 3/12/20 19:15 | | 1.015 | Not Detected | mg/L | 0.0008 | 0.003 | U |
| * Arsenic, Total | 3/12/20 10:22 | 3/12/20 19:15 | | 1.015 | 0.00423 | mg/L | 0.001 | 0.005 | J |
| * Barium, Total | 3/12/20 10:22 | 3/12/20 19:15 | | 1.015 | 0.0658 | mg/L | 0.002 | 0.01 | |
| * Beryllium, Total | 3/12/20 10:22 | 3/12/20 19:15 | | 1.015 | Not Detected | mg/L | 0.0006 | 0.003 | U |
| * Cadmium, Total | 3/12/20 10:22 | 3/12/20 19:15 | | 1.015 | Not Detected | mg/L | 0.0003 | 0.001 | U |
| * Chromium, Total | 3/12/20 10:22 | 3/12/20 19:15 | | 1.015 | Not Detected | mg/L | 0.002 | 0.01 | U |
| * Cobalt, Total | 3/12/20 10:22 | 3/12/20 19:15 | | 1.015 | 0.00226 | mg/L | 0.002 | 0.005 | J |
| * Lead, Total | 3/12/20 10:22 | 3/12/20 19:15 | | 1.015 | Not Detected | mg/L | 0.001 | 0.005 | U |
| * Molybdenum, Total | 3/12/20 10:22 | 3/12/20 19:15 | | 1.015 | Not Detected | mg/L | 0.002 | 0.01 | U |
| * Selenium, Total | 3/12/20 10:22 | 3/12/20 19:15 | | 1.015 | Not Detected | mg/L | 0.002 | 0.01 | U |
| * Thallium, Total | 3/12/20 10:22 | 3/12/20 19:15 | | 1.015 | Not Detected | mg/L | 0.0002 | 0.001 | U |
| ***Analytical Method: EPA 245.1*** | ***Analyst: ABB*** | | | | | | | | |
| * Mercury, Total by CVAA | 3/12/20 12:10 | 3/13/20 11:09 | | 1 | Not Detected | mg/L | 0.0003 | 0.0005 | U |
| ***Analytical Method: SM 2540C*** | ***Analyst: CRB*** | | | | | | | | |
| * Solids, Dissolved | 3/13/20 15:00 | 3/17/20 11:20 | | 1 | 375 | mg/L | | 25 | |
| ***Analytical Method: SM4500Cl E*** | ***Analyst: JCC*** | | | | | | | | |
| * Chloride | 3/13/20 11:00 | 3/13/20 11:00 | | 1 | 5.26 | mg/L | 0.50 | 1 | |
| ***Analytical Method: SM4500F G 2017*** | ***Analyst: JCC*** | | | | | | | | |
| * Fluoride | 3/13/20 14:34 | 3/13/20 14:34 | | 1 | 0.117 | mg/L | 0.05 | 0.1 | |
| ***Analytical Method: SM4500SO4 E*** | ***Analyst: JCC*** | | | | | | | | |
| * Sulfate | 3/17/20 10:27 | 3/17/20 10:27 | | 8 | 105 | mg/L | 4.00 | 8 | |
| ***Analytical Method: Field Measurements*** | ***Analyst: DKG*** | | | | | | | | |
| Conductivity | 3/9/20 15:22 | 3/9/20 15:22 | | | 508.83 | uS/cm | | | FA |
| pH | 3/9/20 15:22 | 3/9/20 15:22 | | | 6.80 | SU | | | FA |
| Temperature | 3/9/20 15:22 | 3/9/20 15:22 | | | 18.86 | C | | | FA |
| Turbidity | 3/9/20 15:22 | 3/9/20 15:22 | | | 2.07 | NTU | | | FA |

MDL's and RL's are adjusted for sample dilution, as applicable

**Comments:**

Reported: 3/30/2020
Version: 3.1
COA_CCR

Alabama Power
General Test Laboratory
744 County Road 87, GSC #8
Calera, AL 35040

# Batch QC Summary

Alabama Power

**Customer Account:** WMWMILAP
**Sample Date:** 3/9/20 15:25
**Customer ID:**
**Delivery Date:** 3/11/20 10:06

**Description**: Miller Ash Pond - MW-28H

**Laboratory ID Number:** BA04944

| Sample | Analysis | Units | MB | MB Limit | Spike | MS | MSD | Standard | Standard Limit | Rec | Rec Limit | Prec | Prec Limit |
|---|---|---|---|---|---|---|---|---|---|---|---|---|---|
| BA04951 | Thallium, Total | mg/L | 0.00000058 | 0.0001474 | 0.10 | 0.108 | 0.103 | 0.104 | 0.085 to 0.115 | 108 | 70 to 130 | 4.74 | 20 |
| BA04951 | Barium, Total | mg/L | 0.0000368 | 0.0002 | 0.10 | 0.0949 | 0.0957 | 0.0965 | 0.085 to 0.115 | 94.9 | 70 to 130 | 0.839 | 20 |
| BA04951 | Cadmium, Total | mg/L | 0.00000439 | 0.0001474 | 0.10 | 0.0984 | 0.0987 | 0.0992 | 0.085 to 0.115 | 98.4 | 70 to 130 | 0.304 | 20 |
| BA04951 | Beryllium, Total | mg/L | 0.0000164 | 0.00088 | 0.10 | 0.0950 | 0.0919 | 0.0936 | 0.085 to 0.115 | 95.0 | 70 to 130 | 3.32 | 20 |
| BA04951 | Boron, Total | mg/L | 0.00337 | 0.0650254 | 1.00 | 0.983 | 1.01 | 1.00 | 0.85 to 1.15 | 98.3 | 70 to 130 | 2.71 | 20 |
| BA04951 | Calcium, Total | mg/L | -0.0102 | 0.1518 | 5.00 | 5.11 | 5.14 | 5.22 | 4.25 to 5.75 | 102 | 70 to 130 | 0.585 | 20 |
| BA04951 | Molybdenum, Total | mg/L | 0.00000217 | 0.0001474 | 0.10 | 0.0957 | 0.0947 | 0.0957 | 0.085 to 0.115 | 95.7 | 70 to 130 | 1.05 | 20 |
| BA04951 | Cobalt, Total | mg/L | -0.00000675 | 0.0001474 | 0.10 | 0.0997 | 0.0979 | 0.0989 | 0.085 to 0.115 | 99.7 | 70 to 130 | 1.82 | 20 |
| BA04951 | Chromium, Total | mg/L | -0.0000157 | 0.00044 | 0.10 | 0.102 | 0.100 | 0.101 | 0.085 to 0.115 | 102 | 70 to 130 | 1.98 | 20 |
| BA04951 | Lead, Total | mg/L | 0.00000615 | 0.0001474 | 0.10 | 0.101 | 0.101 | 0.101 | 0.085 to 0.115 | 101 | 70 to 130 | 0.00 | 20 |
| BA04951 | Mercury, Total by CVAA | mg/L | 0.00003 | 0.0005 | 0.004 | 0.00395 | 0.00394 | 0.00392 | 0.0034 to 0.0046 | 98.8 | 70 to 130 | 0.253 | 20 |
| BA04951 | Lithium, Total | mg/L | 0.0000435 | 0.0154 | 0.20 | 0.195 | 0.196 | 0.199 | 0.17 to 0.23 | 97.5 | 70 to 130 | 0.512 | 20 |
| BA04951 | Antimony, Total | mg/L | 0.000124 | 0.00066 | 0.10 | 0.0929 | 0.0930 | 0.0969 | 0.085 to 0.115 | 92.9 | 70 to 130 | 0.108 | 20 |
| BA04951 | Arsenic, Total | mg/L | -0.00000459 | 0.0001474 | 0.10 | 0.102 | 0.103 | 0.103 | 0.085 to 0.115 | 102 | 70 to 130 | 0.976 | 20 |
| BA04951 | Selenium, Total | mg/L | 0.000334 | 0.00066 | 0.10 | 0.0995 | 0.0990 | 0.0980 | 0.085 to 0.115 | 99.5 | 70 to 130 | 0.504 | 20 |

**Comments:**

Alabama Power
General Test Laboratory
744 County Road 87, GSC #8
Calera, AL 35040

Alabama Power

# Batch QC Summary

**Customer Account:** WMWMILAP
**Sample Date:** 3/9/20 15:25
**Customer ID:**
**Delivery Date:** 3/11/20 10:06

**Description:** Miller Ash Pond - MW-28H

**Laboratory ID Number:** BA04944

| Sample | Analysis | Units | MB | MB Limit | Spike | MS | Sample Duplicate | Standard | Standard Limit | Rec | Rec Limit | Prec | Prec Limit |
|---|---|---|---|---|---|---|---|---|---|---|---|---|---|
| BA04947 | Sulfate | mg/L | -0.756 | 0.50 | 160 | 252 | 102 | 18.4 | 18 to 22 | 96.2 | 80 to 120 | 3.90 | 20 |
| BA04945 | Solids, Dissolved | mg/L | 2.00 | 25 | | | 333 | 48.0 | 40 to 60 | | | 0.604 | 5 |
| BA04947 | Chloride | mg/L | -0.0257 | 0.50 | 10.0 | 15.7 | 5.53 | 10.1 | 9 to 11 | 102 | 80 to 120 | 0.00 | 20 |
| BA04947 | Fluoride | mg/L | 0.031 | 0.05 | 2.50 | 3.05 | 0.261 | 2.60 | 2.25 to 2.75 | 112 | 80 to 120 | 0.00 | 20 |

**Comments:**

Alabama Power
General Test Laboratory
744 County Road 87, GSC #8
Calera, AL 35040

# Certificate Of Analysis

Alabama Power

**Description:** Miller Ash Pond - MW-13S

**Location Code:** WMWMILAP
**Collected:** 3/9/20 16:35
**Customer ID:**
**Submittal Date:** 3/11/20 10:06

**Laboratory ID Number:** BA04945

| Name | Prepared | Analyzed | Vio Spec | DF | Results | Units | MDL | RL | Q |
|---|---|---|---|---|---|---|---|---|---|
| ***Analytical Method: EPA 200.7*** | ***Analyst: RDA*** | | | | ***Preparation Method: EPA 1638*** | | | | |
| * Boron, Total | 3/12/20 16:05 | 3/13/20 12:55 | | 1.015 | 0.100 | mg/L | 0.03 | 0.1 | |
| * Calcium, Total | 3/12/20 16:05 | 3/13/20 12:55 | | 1.015 | 16.6 | mg/L | 0.1 | 0.5 | |
| * Lithium, Total | 3/12/20 16:05 | 3/13/20 12:55 | | 1.015 | 0.0871 | mg/L | 0.01 | 0.02 | |
| ***Analytical Method: EPA 200.8*** | ***Analyst: DLJ*** | | | | ***Preparation Method: EPA 1638*** | | | | |
| * Antimony, Total | 3/12/20 10:22 | 3/12/20 19:18 | | 1.015 | Not Detected | mg/L | 0.0008 | 0.003 | U |
| * Arsenic, Total | 3/12/20 10:22 | 3/12/20 19:18 | | 1.015 | 0.00403 | mg/L | 0.001 | 0.005 | J |
| * Barium, Total | 3/12/20 10:22 | 3/12/20 19:18 | | 1.015 | 0.0198 | mg/L | 0.002 | 0.01 | |
| * Beryllium, Total | 3/12/20 10:22 | 3/12/20 19:18 | | 1.015 | Not Detected | mg/L | 0.0006 | 0.003 | U |
| * Cadmium, Total | 3/12/20 10:22 | 3/12/20 19:18 | | 1.015 | Not Detected | mg/L | 0.0003 | 0.001 | U |
| * Chromium, Total | 3/12/20 10:22 | 3/12/20 19:18 | | 1.015 | Not Detected | mg/L | 0.002 | 0.01 | U |
| * Cobalt, Total | 3/12/20 10:22 | 3/12/20 19:18 | | 1.015 | 0.0244 | mg/L | 0.002 | 0.005 | |
| * Lead, Total | 3/12/20 10:22 | 3/12/20 19:18 | | 1.015 | Not Detected | mg/L | 0.001 | 0.005 | U |
| * Molybdenum, Total | 3/12/20 10:22 | 3/12/20 19:18 | | 1.015 | Not Detected | mg/L | 0.002 | 0.01 | U |
| * Selenium, Total | 3/12/20 10:22 | 3/12/20 19:18 | | 1.015 | Not Detected | mg/L | 0.002 | 0.01 | U |
| * Thallium, Total | 3/12/20 10:22 | 3/12/20 19:18 | | 1.015 | Not Detected | mg/L | 0.0002 | 0.001 | U |
| ***Analytical Method: EPA 245.1*** | ***Analyst: ABB*** | | | | | | | | |
| * Mercury, Total by CVAA | 3/12/20 12:10 | 3/13/20 11:11 | | 1 | Not Detected | mg/L | 0.0003 | 0.0005 | U |
| ***Analytical Method: SM 2540C*** | ***Analyst: CRB*** | | | | | | | | |
| * Solids, Dissolved | 3/13/20 15:00 | 3/17/20 11:20 | | 1 | 329 | mg/L | | 25 | |
| ***Analytical Method: SM4500Cl E*** | ***Analyst: JCC*** | | | | | | | | |
| * Chloride | 3/13/20 11:01 | 3/13/20 11:01 | | 1 | 7.17 | mg/L | 0.50 | 1 | |
| ***Analytical Method: SM4500F G 2017*** | ***Analyst: JCC*** | | | | | | | | |
| * Fluoride | 3/13/20 14:35 | 3/13/20 14:35 | | 1 | 0.119 | mg/L | 0.05 | 0.1 | |
| ***Analytical Method: SM4500SO4 E*** | ***Analyst: JCC*** | | | | | | | | |
| * Sulfate | 3/17/20 10:28 | 3/17/20 10:28 | | 8 | 129 | mg/L | 4.00 | 8 | |
| ***Analytical Method: Field Measurements*** | ***Analyst: DKG*** | | | | | | | | |
| Conductivity | 3/9/20 16:33 | 3/9/20 16:33 | | | 395.98 | uS/cm | | | FA |
| pH | 3/9/20 16:33 | 3/9/20 16:33 | | | 5.58 | SU | | | FA |
| Temperature | 3/9/20 16:33 | 3/9/20 16:33 | | | 18.02 | C | | | FA |
| Turbidity | 3/9/20 16:33 | 3/9/20 16:33 | | | 5.03 | NTU | | | FA |

MDL's and RL's are adjusted for sample dilution, as applicable

**Comments:**

Reported: 3/30/2020
Version: 3.1
COA_CCR

Alabama Power
General Test Laboratory
744 County Road 87, GSC #8
Calera, AL 35040

# Batch QC Summary

Alabama Power

**Customer Account:** WMWMILAP
**Sample Date:** 3/9/20 16:35
**Customer ID:**
**Delivery Date:** 3/11/20 10:06

**Description**: Miller Ash Pond - MW-13S

**Laboratory ID Number:** BA04945

| Sample | Analysis | Units | MB | MB Limit | Spike | MS | MSD | Standard | Standard Limit | Rec | Rec Limit | Prec | Prec Limit |
|---|---|---|---|---|---|---|---|---|---|---|---|---|---|
| BA04951 | Thallium, Total | mg/L | 0.00000058 | 0.0001474 | 0.10 | 0.108 | 0.103 | 0.104 | 0.085 to 0.115 | 108 | 70 to 130 | 4.74 | 20 |
| BA04951 | Beryllium, Total | mg/L | 0.0000164 | 0.00088 | 0.10 | 0.0950 | 0.0919 | 0.0936 | 0.085 to 0.115 | 95.0 | 70 to 130 | 3.32 | 20 |
| BA04951 | Cadmium, Total | mg/L | 0.00000439 | 0.0001474 | 0.10 | 0.0984 | 0.0987 | 0.0992 | 0.085 to 0.115 | 98.4 | 70 to 130 | 0.304 | 20 |
| BA04951 | Barium, Total | mg/L | 0.0000368 | 0.0002 | 0.10 | 0.0949 | 0.0957 | 0.0965 | 0.085 to 0.115 | 94.9 | 70 to 130 | 0.839 | 20 |
| BA04951 | Cobalt, Total | mg/L | -0.00000675 | 0.0001474 | 0.10 | 0.0997 | 0.0979 | 0.0989 | 0.085 to 0.115 | 99.7 | 70 to 130 | 1.82 | 20 |
| BA04951 | Chromium, Total | mg/L | -0.0000157 | 0.00044 | 0.10 | 0.102 | 0.100 | 0.101 | 0.085 to 0.115 | 102 | 70 to 130 | 1.98 | 20 |
| BA04951 | Lead, Total | mg/L | 0.00000615 | 0.0001474 | 0.10 | 0.101 | 0.101 | 0.101 | 0.085 to 0.115 | 101 | 70 to 130 | 0.00 | 20 |
| BA04951 | Mercury, Total by CVAA | mg/L | 0.00003 | 0.0005 | 0.004 | 0.00395 | 0.00394 | 0.00392 | 0.0034 to 0.0046 | 98.8 | 70 to 130 | 0.253 | 20 |
| BA04951 | Lithium, Total | mg/L | 0.0000435 | 0.0154 | 0.20 | 0.195 | 0.196 | 0.199 | 0.17 to 0.23 | 97.5 | 70 to 130 | 0.512 | 20 |
| BA04951 | Antimony, Total | mg/L | 0.000124 | 0.00066 | 0.10 | 0.0929 | 0.0930 | 0.0969 | 0.085 to 0.115 | 92.9 | 70 to 130 | 0.108 | 20 |
| BA04951 | Boron, Total | mg/L | 0.00337 | 0.0650254 | 1.00 | 0.983 | 1.01 | 1.00 | 0.85 to 1.15 | 98.3 | 70 to 130 | 2.71 | 20 |
| BA04951 | Calcium, Total | mg/L | -0.0102 | 0.1518 | 5.00 | 5.11 | 5.14 | 5.22 | 4.25 to 5.75 | 102 | 70 to 130 | 0.585 | 20 |
| BA04951 | Molybdenum, Total | mg/L | 0.00000217 | 0.0001474 | 0.10 | 0.0957 | 0.0947 | 0.0957 | 0.085 to 0.115 | 95.7 | 70 to 130 | 1.05 | 20 |
| BA04951 | Arsenic, Total | mg/L | -0.00000459 | 0.0001474 | 0.10 | 0.102 | 0.103 | 0.103 | 0.085 to 0.115 | 102 | 70 to 130 | 0.976 | 20 |
| BA04951 | Selenium, Total | mg/L | 0.000334 | 0.00066 | 0.10 | 0.0995 | 0.0990 | 0.0980 | 0.085 to 0.115 | 99.5 | 70 to 130 | 0.504 | 20 |

**Comments:**

Alabama Power
General Test Laboratory
744 County Road 87, GSC #8
Calera, AL 35040

Alabama Power

# Batch QC Summary

**Customer Account:** WMWMILAP
**Sample Date:** 3/9/20 16:35
**Customer ID:**
**Delivery Date:** 3/11/20 10:06

**Description:** Miller Ash Pond - MW-13S

**Laboratory ID Number:** BA04945

| Sample | Analysis | Units | MB | MB Limit | Spike | MS | Sample Duplicate | Standard | Standard Limit | Rec | Rec Limit | Prec | Prec Limit |
|---|---|---|---|---|---|---|---|---|---|---|---|---|---|
| BA04945 | Solids, Dissolved | mg/L | 2.00 | 25 | | | 333 | 48.0 | 40 to 60 | | | 0.604 | 5 |
| BA04947 | Sulfate | mg/L | -0.756 | 0.50 | 160 | 252 | 102 | 18.4 | 18 to 22 | 96.2 | 80 to 120 | 3.90 | 20 |
| BA04947 | Chloride | mg/L | -0.0257 | 0.50 | 10.0 | 15.7 | 5.53 | 10.1 | 9 to 11 | 102 | 80 to 120 | 0.00 | 20 |
| BA04947 | Fluoride | mg/L | 0.031 | 0.05 | 2.50 | 3.05 | 0.261 | 2.60 | 2.25 to 2.75 | 112 | 80 to 120 | 0.00 | 20 |

**Comments:**

Alabama Power
General Test Laboratory
744 County Road 87, GSC #8
Calera, AL 35040

# Certificate Of Analysis

Alabama Power

**Description:** Miller Ash Pond - MW-13D

**Location Code:** WMWMILAP
**Collected:** 3/9/20 18:03
**Customer ID:**
**Submittal Date:** 3/11/20 10:06

**Laboratory ID Number:** BA04946

| Name | Prepared | Analyzed | Vio Spec | DF | Results | Units | MDL | RL | Q |
|---|---|---|---|---|---|---|---|---|---|
| ***Analytical Method: EPA 200.7*** | ***Analyst: RDA*** | | | | ***Preparation Method: EPA 1638*** | | | | |
| * Boron, Total | 3/12/20 16:05 | 3/13/20 12:58 | | 1.015 | 0.0929 | mg/L | 0.03 | 0.1 | J |
| * Calcium, Total | 3/12/20 16:05 | 3/13/20 13:34 | | 20.3 | 43.2 | mg/L | 2.03 | 10.15 | |
| * Lithium, Total | 3/12/20 16:05 | 3/13/20 12:58 | | 1.015 | 0.0429 | mg/L | 0.01 | 0.02 | |
| ***Analytical Method: EPA 200.8*** | ***Analyst: DLJ*** | | | | ***Preparation Method: EPA 1638*** | | | | |
| * Antimony, Total | 3/12/20 10:22 | 3/12/20 19:20 | | 1.015 | Not Detected | mg/L | 0.0008 | 0.003 | U |
| * Arsenic, Total | 3/12/20 10:22 | 3/12/20 19:20 | | 1.015 | 0.00866 | mg/L | 0.001 | 0.005 | |
| * Barium, Total | 3/12/20 10:22 | 3/12/20 19:20 | | 1.015 | 0.0880 | mg/L | 0.002 | 0.01 | |
| * Beryllium, Total | 3/12/20 10:22 | 3/12/20 19:20 | | 1.015 | Not Detected | mg/L | 0.0006 | 0.003 | U |
| * Cadmium, Total | 3/12/20 10:22 | 3/12/20 19:20 | | 1.015 | Not Detected | mg/L | 0.0003 | 0.001 | U |
| * Chromium, Total | 3/12/20 10:22 | 3/12/20 19:20 | | 1.015 | 0.0247 | mg/L | 0.002 | 0.01 | |
| * Cobalt, Total | 3/12/20 10:22 | 3/12/20 19:20 | | 1.015 | Not Detected | mg/L | 0.002 | 0.005 | U |
| * Lead, Total | 3/12/20 10:22 | 3/12/20 19:20 | | 1.015 | 0.00129 | mg/L | 0.001 | 0.005 | J |
| * Molybdenum, Total | 3/12/20 10:22 | 3/12/20 19:20 | | 1.015 | Not Detected | mg/L | 0.002 | 0.01 | U |
| * Selenium, Total | 3/12/20 10:22 | 3/12/20 19:20 | | 1.015 | Not Detected | mg/L | 0.002 | 0.01 | U |
| * Thallium, Total | 3/12/20 10:22 | 3/12/20 19:20 | | 1.015 | Not Detected | mg/L | 0.0002 | 0.001 | U |
| ***Analytical Method: EPA 245.1*** | ***Analyst: ABB*** | | | | | | | | |
| * Mercury, Total by CVAA | 3/12/20 12:10 | 3/13/20 11:14 | | 1 | Not Detected | mg/L | 0.0003 | 0.0005 | U |
| ***Analytical Method: SM 2540C*** | ***Analyst: CRB*** | | | | | | | | |
| * Solids, Dissolved | 3/13/20 14:55 | 3/17/20 13:28 | | 1 | 288 | mg/L | | 25 | |
| ***Analytical Method: SM4500Cl E*** | ***Analyst: JCC*** | | | | | | | | |
| * Chloride | 3/13/20 11:02 | 3/13/20 11:02 | | 1 | 11.7 | mg/L | 0.50 | 1 | |
| ***Analytical Method: SM4500F G 2017*** | ***Analyst: JCC*** | | | | | | | | |
| * Fluoride | 3/13/20 14:36 | 3/13/20 14:36 | | 1 | 0.159 | mg/L | 0.05 | 0.1 | |
| ***Analytical Method: SM4500SO4 E*** | ***Analyst: JCC*** | | | | | | | | |
| * Sulfate | 3/17/20 10:30 | 3/17/20 10:30 | | 3 | 62.1 | mg/L | 1.50 | 3 | |
| ***Analytical Method: Field Measurements*** | ***Analyst: DKG*** | | | | | | | | |
| Conductivity | 3/9/20 18:00 | 3/9/20 18:00 | | | 412.43 | uS/cm | | | FA |
| pH | 3/9/20 18:00 | 3/9/20 18:00 | | | 6.68 | SU | | | FA |
| Temperature | 3/9/20 18:00 | 3/9/20 18:00 | | | 18.36 | C | | | FA |
| Turbidity | 3/9/20 18:00 | 3/9/20 18:00 | | | 8.6 | NTU | | | FA |

MDL's and RL's are adjusted for sample dilution, as applicable

**Comments:**

Reported: 3/30/2020
Version: 3.1
COA_CCR

Alabama Power
General Test Laboratory
744 County Road 87, GSC #8
Calera, AL 35040

# Batch QC Summary

Alabama Power

**Customer Account:** WMWMILAP
**Sample Date:** 3/9/20 18:03
**Customer ID:**
**Delivery Date:** 3/11/20 10:06

**Description**: Miller Ash Pond - MW-13D

**Laboratory ID Number:** BA04946

| Sample | Analysis | Units | MB | MB Limit | Spike | MS | MSD | Standard | Standard Limit | Rec | Rec Limit | Prec | Prec Limit |
|---|---|---|---|---|---|---|---|---|---|---|---|---|---|
| BA04951 | Thallium, Total | mg/L | 0.00000058 | 0.0001474 | 0.10 | 0.108 | 0.103 | 0.104 | 0.085 to 0.115 | 108 | 70 to 130 | 4.74 | 20 |
| BA04951 | Beryllium, Total | mg/L | 0.0000164 | 0.00088 | 0.10 | 0.0950 | 0.0919 | 0.0936 | 0.085 to 0.115 | 95.0 | 70 to 130 | 3.32 | 20 |
| BA04951 | Cadmium, Total | mg/L | 0.00000439 | 0.0001474 | 0.10 | 0.0984 | 0.0987 | 0.0992 | 0.085 to 0.115 | 98.4 | 70 to 130 | 0.304 | 20 |
| BA04951 | Boron, Total | mg/L | 0.00337 | 0.0650254 | 1.00 | 0.983 | 1.01 | 1.00 | 0.85 to 1.15 | 98.3 | 70 to 130 | 2.71 | 20 |
| BA04951 | Calcium, Total | mg/L | -0.0102 | 0.1518 | 5.00 | 5.11 | 5.14 | 5.22 | 4.25 to 5.75 | 102 | 70 to 130 | 0.585 | 20 |
| BA04951 | Molybdenum, Total | mg/L | 0.00000217 | 0.0001474 | 0.10 | 0.0957 | 0.0947 | 0.0957 | 0.085 to 0.115 | 95.7 | 70 to 130 | 1.05 | 20 |
| BA04951 | Mercury, Total by CVAA | mg/L | 0.00003 | 0.0005 | 0.004 | 0.00395 | 0.00394 | 0.00392 | 0.0034 to 0.0046 | 98.8 | 70 to 130 | 0.253 | 20 |
| BA04951 | Lithium, Total | mg/L | 0.0000435 | 0.0154 | 0.20 | 0.195 | 0.196 | 0.199 | 0.17 to 0.23 | 97.5 | 70 to 130 | 0.512 | 20 |
| BA04951 | Antimony, Total | mg/L | 0.000124 | 0.00066 | 0.10 | 0.0929 | 0.0930 | 0.0969 | 0.085 to 0.115 | 92.9 | 70 to 130 | 0.108 | 20 |
| BA04951 | Cobalt, Total | mg/L | -0.00000675 | 0.0001474 | 0.10 | 0.0997 | 0.0979 | 0.0989 | 0.085 to 0.115 | 99.7 | 70 to 130 | 1.82 | 20 |
| BA04951 | Chromium, Total | mg/L | -0.0000157 | 0.00044 | 0.10 | 0.102 | 0.100 | 0.101 | 0.085 to 0.115 | 102 | 70 to 130 | 1.98 | 20 |
| BA04951 | Lead, Total | mg/L | 0.00000615 | 0.0001474 | 0.10 | 0.101 | 0.101 | 0.101 | 0.085 to 0.115 | 101 | 70 to 130 | 0.00 | 20 |
| BA04951 | Arsenic, Total | mg/L | -0.00000459 | 0.0001474 | 0.10 | 0.102 | 0.103 | 0.103 | 0.085 to 0.115 | 102 | 70 to 130 | 0.976 | 20 |
| BA04951 | Selenium, Total | mg/L | 0.000334 | 0.00066 | 0.10 | 0.0995 | 0.0990 | 0.0980 | 0.085 to 0.115 | 99.5 | 70 to 130 | 0.504 | 20 |
| BA04951 | Barium, Total | mg/L | 0.0000368 | 0.0002 | 0.10 | 0.0949 | 0.0957 | 0.0965 | 0.085 to 0.115 | 94.9 | 70 to 130 | 0.839 | 20 |

**Comments:**

Alabama Power
General Test Laboratory
744 County Road 87, GSC #8
Calera, AL 35040

Alabama Power

# Batch QC Summary

**Customer Account:** WMWMILAP
**Sample Date:** 3/9/20 18:03
**Customer ID:**
**Delivery Date:** 3/11/20 10:06

**Description:** Miller Ash Pond - MW-13D

**Laboratory ID Number:** BA04946

| Sample | Analysis | Units | MB | MB Limit | Spike | MS | Sample Duplicate | Standard | Standard Limit | Rec | Rec Limit | Prec | Prec Limit |
|---|---|---|---|---|---|---|---|---|---|---|---|---|---|
| BA04947 | Sulfate | mg/L | -0.756 | 0.50 | 160 | 252 | 102 | 18.4 | 18 to 22 | 96.2 | 80 to 120 | 3.90 | 20 |
| BA04947 | Chloride | mg/L | -0.0257 | 0.50 | 10.0 | 15.7 | 5.53 | 10.1 | 9 to 11 | 102 | 80 to 120 | 0.00 | 20 |
| BA04947 | Fluoride | mg/L | 0.031 | 0.05 | 2.50 | 3.05 | 0.261 | 2.60 | 2.25 to 2.75 | 112 | 80 to 120 | 0.00 | 20 |
| BA04940 | Solids, Dissolved | mg/L | -1.00 | 25 | | | 1660 | 52.0 | 40 to 60 | | | 1.78 | 5 |

**Comments:**

Reported: 3/30/2020
Version: 3.1
COA_CCR

Alabama Power
General Test Laboratory
744 County Road 87, GSC #8
Calera, AL 35040

# *Certificate Of Analysis*

Alabama Power

**Description:** Miller Ash Pond - MW-18H

**Location Code:** WMWMILAP
**Collected:** 3/10/20 08:30
**Customer ID:**
**Submittal Date:** 3/11/20 10:06

**Laboratory ID Number:** BA04947

| Name | Prepared | Analyzed | Vio Spec | DF | Results | Units | MDL | RL | Q |
|---|---|---|---|---|---|---|---|---|---|
| ***Analytical Method: EPA 200.7*** | ***Analyst: RDA*** | | | | ***Preparation Method: EPA 1638*** | | | | |
| * Boron, Total | 3/12/20 16:05 | 3/13/20 13:01 | | 1.015 | 0.151 | mg/L | 0.03 | 0.1 | |
| * Calcium, Total | 3/12/20 16:05 | 3/13/20 13:01 | | 1.015 | 2.15 | mg/L | 0.1 | 0.5 | |
| * Lithium, Total | 3/12/20 16:05 | 3/13/20 13:01 | | 1.015 | 0.0875 | mg/L | 0.01 | 0.02 | |
| ***Analytical Method: EPA 200.8*** | ***Analyst: DLJ*** | | | | ***Preparation Method: EPA 1638*** | | | | |
| * Antimony, Total | 3/12/20 10:22 | 3/12/20 19:23 | | 1.015 | Not Detected | mg/L | 0.0008 | 0.003 | U |
| * Arsenic, Total | 3/12/20 10:22 | 3/12/20 19:23 | | 1.015 | Not Detected | mg/L | 0.001 | 0.005 | U |
| * Barium, Total | 3/12/20 10:22 | 3/12/20 19:23 | | 1.015 | 0.0261 | mg/L | 0.002 | 0.01 | |
| * Beryllium, Total | 3/12/20 10:22 | 3/12/20 19:23 | | 1.015 | Not Detected | mg/L | 0.0006 | 0.003 | U |
| * Cadmium, Total | 3/12/20 10:22 | 3/12/20 19:23 | | 1.015 | Not Detected | mg/L | 0.0003 | 0.001 | U |
| * Chromium, Total | 3/12/20 10:22 | 3/12/20 19:23 | | 1.015 | Not Detected | mg/L | 0.002 | 0.01 | U |
| * Cobalt, Total | 3/12/20 10:22 | 3/12/20 19:23 | | 1.015 | Not Detected | mg/L | 0.002 | 0.005 | U |
| * Lead, Total | 3/12/20 10:22 | 3/12/20 19:23 | | 1.015 | Not Detected | mg/L | 0.001 | 0.005 | U |
| * Molybdenum, Total | 3/12/20 10:22 | 3/12/20 19:23 | | 1.015 | 0.00972 | mg/L | 0.002 | 0.01 | J |
| * Selenium, Total | 3/12/20 10:22 | 3/12/20 19:23 | | 1.015 | Not Detected | mg/L | 0.002 | 0.01 | U |
| * Thallium, Total | 3/12/20 10:22 | 3/12/20 19:23 | | 1.015 | Not Detected | mg/L | 0.0002 | 0.001 | U |
| ***Analytical Method: EPA 245.1*** | ***Analyst: ABB*** | | | | | | | | |
| * Mercury, Total by CVAA | 3/12/20 12:10 | 3/13/20 11:16 | | 1 | Not Detected | mg/L | 0.0003 | 0.0005 | U |
| ***Analytical Method: SM 2540C*** | ***Analyst: CRB*** | | | | | | | | |
| * Solids, Dissolved | 3/13/20 14:55 | 3/17/20 13:28 | | 1 | 328 | mg/L | | 25 | |
| ***Analytical Method: SM4500Cl E*** | ***Analyst: JCC*** | | | | | | | | |
| * Chloride | 3/13/20 11:07 | 3/13/20 11:07 | | 1 | 5.53 | mg/L | 0.50 | 1 | |
| ***Analytical Method: SM4500F G 2017*** | ***Analyst: JCC*** | | | | | | | | |
| * Fluoride | 3/13/20 14:38 | 3/13/20 14:38 | | 1 | 0.261 | mg/L | 0.05 | 0.1 | |
| ***Analytical Method: SM4500SO4 E*** | ***Analyst: JCC*** | | | | | | | | |
| * Sulfate | 3/17/20 10:31 | 3/17/20 10:31 | | 8 | 98.1 | mg/L | 4.00 | 8 | |
| ***Analytical Method: Field Measurements*** | ***Analyst: DKG*** | | | | | | | | |
| Conductivity | 3/10/20 08:26 | 3/10/20 08:26 | | | 497.09 | uS/cm | | | FA |
| pH | 3/10/20 08:26 | 3/10/20 08:26 | | | 7.28 | SU | | | FA |
| Temperature | 3/10/20 08:26 | 3/10/20 08:26 | | | 16.08 | C | | | FA |
| Turbidity | 3/10/20 08:26 | 3/10/20 08:26 | | | 1.08 | NTU | | | FA |

MDL's and RL's are adjusted for sample dilution, as applicable

**Comments:**

Reported: 3/30/2020
Version: 3.1
COA_CCR

Alabama Power
General Test Laboratory
744 County Road 87, GSC #8
Calera, AL 35040

# Batch QC Summary

Alabama Power

**Customer Account:** WMWMILAP
**Sample Date:** 3/10/20 08:30
**Customer ID:**
**Delivery Date:** 3/11/20 10:06

**Description**: Miller Ash Pond - MW-18H

**Laboratory ID Number:** BA04947

| Sample | Analysis | Units | MB | MB Limit | Spike | MS | MSD | Standard | Standard Limit | Rec | Rec Limit | Prec | Prec Limit |
|---|---|---|---|---|---|---|---|---|---|---|---|---|---|
| BA04951 | Thallium, Total | mg/L | 0.00000058 | 0.0001474 | 0.10 | 0.108 | 0.103 | 0.104 | 0.085 to 0.115 | 108 | 70 to 130 | 4.74 | 20 |
| BA04951 | Barium, Total | mg/L | 0.0000368 | 0.0002 | 0.10 | 0.0949 | 0.0957 | 0.0965 | 0.085 to 0.115 | 94.9 | 70 to 130 | 0.839 | 20 |
| BA04951 | Cadmium, Total | mg/L | 0.00000439 | 0.0001474 | 0.10 | 0.0984 | 0.0987 | 0.0992 | 0.085 to 0.115 | 98.4 | 70 to 130 | 0.304 | 20 |
| BA04951 | Beryllium, Total | mg/L | 0.0000164 | 0.00088 | 0.10 | 0.0950 | 0.0919 | 0.0936 | 0.085 to 0.115 | 95.0 | 70 to 130 | 3.32 | 20 |
| BA04951 | Boron, Total | mg/L | 0.00337 | 0.0650254 | 1.00 | 0.983 | 1.01 | 1.00 | 0.85 to 1.15 | 98.3 | 70 to 130 | 2.71 | 20 |
| BA04951 | Calcium, Total | mg/L | -0.0102 | 0.1518 | 5.00 | 5.11 | 5.14 | 5.22 | 4.25 to 5.75 | 102 | 70 to 130 | 0.585 | 20 |
| BA04951 | Molybdenum, Total | mg/L | 0.00000217 | 0.0001474 | 0.10 | 0.0957 | 0.0947 | 0.0957 | 0.085 to 0.115 | 95.7 | 70 to 130 | 1.05 | 20 |
| BA04951 | Cobalt, Total | mg/L | -0.00000675 | 0.0001474 | 0.10 | 0.0997 | 0.0979 | 0.0989 | 0.085 to 0.115 | 99.7 | 70 to 130 | 1.82 | 20 |
| BA04951 | Chromium, Total | mg/L | -0.0000157 | 0.00044 | 0.10 | 0.102 | 0.100 | 0.101 | 0.085 to 0.115 | 102 | 70 to 130 | 1.98 | 20 |
| BA04951 | Lead, Total | mg/L | 0.00000615 | 0.0001474 | 0.10 | 0.101 | 0.101 | 0.101 | 0.085 to 0.115 | 101 | 70 to 130 | 0.00 | 20 |
| BA04951 | Mercury, Total by CVAA | mg/L | 0.00003 | 0.0005 | 0.004 | 0.00395 | 0.00394 | 0.00392 | 0.0034 to 0.0046 | 98.8 | 70 to 130 | 0.253 | 20 |
| BA04951 | Lithium, Total | mg/L | 0.0000435 | 0.0154 | 0.20 | 0.195 | 0.196 | 0.199 | 0.17 to 0.23 | 97.5 | 70 to 130 | 0.512 | 20 |
| BA04951 | Antimony, Total | mg/L | 0.000124 | 0.00066 | 0.10 | 0.0929 | 0.0930 | 0.0969 | 0.085 to 0.115 | 92.9 | 70 to 130 | 0.108 | 20 |
| BA04951 | Arsenic, Total | mg/L | -0.00000459 | 0.0001474 | 0.10 | 0.102 | 0.103 | 0.103 | 0.085 to 0.115 | 102 | 70 to 130 | 0.976 | 20 |
| BA04951 | Selenium, Total | mg/L | 0.000334 | 0.00066 | 0.10 | 0.0995 | 0.0990 | 0.0980 | 0.085 to 0.115 | 99.5 | 70 to 130 | 0.504 | 20 |

**Comments:**

Alabama Power
General Test Laboratory
744 County Road 87, GSC #8
Calera, AL 35040

Alabama Power

# Batch QC Summary

**Customer Account:** WMWMILAP
**Sample Date:** 3/10/20 08:30
**Customer ID:**
**Delivery Date:** 3/11/20 10:06

**Description:** Miller Ash Pond - MW-18H

**Laboratory ID Number:** BA04947

| Sample | Analysis | Units | MB | MB Limit | Spike | MS | Sample Duplicate | Standard | Standard Limit | Rec | Rec Limit | Prec | Prec Limit |
|---|---|---|---|---|---|---|---|---|---|---|---|---|---|
| BA04940 | Solids, Dissolved | mg/L | -1.00 | 25 | | | 1660 | 52.0 | 40 to 60 | | | 1.78 | 5 |
| BA04947 | Sulfate | mg/L | -0.756 | 0.50 | 160 | 252 | 102 | 18.4 | 18 to 22 | 96.2 | 80 to 120 | 3.90 | 20 |
| BA04947 | Chloride | mg/L | -0.0257 | 0.50 | 10.0 | 15.7 | 5.53 | 10.1 | 9 to 11 | 102 | 80 to 120 | 0.00 | 20 |
| BA04947 | Fluoride | mg/L | 0.031 | 0.05 | 2.50 | 3.05 | 0.261 | 2.60 | 2.25 to 2.75 | 112 | 80 to 120 | 0.00 | 20 |

**Comments:**

Reported: 3/30/2020
Version: 3.1
COA_CCR

Alabama Power
General Test Laboratory
744 County Road 87, GSC #8
Calera, AL 35040

# Certificate Of Analysis

Alabama Power

**Description:** Miller Ash Pond - MW-17H

**Location Code:** WMWMILAP
**Collected:** 3/10/20 10:37
**Customer ID:**
**Submittal Date:** 3/11/20 10:06

**Laboratory ID Number:** BA04948

| Name | Prepared | Analyzed | Vio Spec | DF | Results | Units | MDL | RL | Q |
|---|---|---|---|---|---|---|---|---|---|
| ***Analytical Method: EPA 200.7*** | ***Analyst: RDA*** | | | | ***Preparation Method: EPA 1638*** | | | | |
| * Boron, Total | 3/12/20 16:05 | 3/13/20 13:04 | | 1.015 | 0.0538 | mg/L | 0.03 | 0.1 | J |
| * Calcium, Total | 3/12/20 16:05 | 3/13/20 13:36 | | 20.3 | 50.6 | mg/L | 2.03 | 10.15 | |
| * Lithium, Total | 3/12/20 16:05 | 3/13/20 13:04 | | 1.015 | 0.0566 | mg/L | 0.01 | 0.02 | |
| ***Analytical Method: EPA 200.8*** | ***Analyst: DLJ*** | | | | ***Preparation Method: EPA 1638*** | | | | |
| * Antimony, Total | 3/12/20 10:22 | 3/12/20 19:25 | | 1.015 | Not Detected | mg/L | 0.0008 | 0.003 | U |
| * Arsenic, Total | 3/12/20 10:22 | 3/12/20 19:25 | | 1.015 | Not Detected | mg/L | 0.001 | 0.005 | U |
| * Barium, Total | 3/12/20 10:22 | 3/12/20 19:25 | | 1.015 | 0.425 | mg/L | 0.002 | 0.01 | |
| * Beryllium, Total | 3/12/20 10:22 | 3/12/20 19:25 | | 1.015 | Not Detected | mg/L | 0.0006 | 0.003 | U |
| * Cadmium, Total | 3/12/20 10:22 | 3/12/20 19:25 | | 1.015 | Not Detected | mg/L | 0.0003 | 0.001 | U |
| * Chromium, Total | 3/12/20 10:22 | 3/12/20 19:25 | | 1.015 | Not Detected | mg/L | 0.002 | 0.01 | U |
| * Cobalt, Total | 3/12/20 10:22 | 3/12/20 19:25 | | 1.015 | Not Detected | mg/L | 0.002 | 0.005 | U |
| * Lead, Total | 3/12/20 10:22 | 3/12/20 19:25 | | 1.015 | Not Detected | mg/L | 0.001 | 0.005 | U |
| * Molybdenum, Total | 3/12/20 10:22 | 3/12/20 19:25 | | 1.015 | Not Detected | mg/L | 0.002 | 0.01 | U |
| * Selenium, Total | 3/12/20 10:22 | 3/12/20 19:25 | | 1.015 | Not Detected | mg/L | 0.002 | 0.01 | U |
| * Thallium, Total | 3/12/20 10:22 | 3/12/20 19:25 | | 1.015 | Not Detected | mg/L | 0.0002 | 0.001 | U |
| ***Analytical Method: EPA 245.1*** | ***Analyst: ABB*** | | | | | | | | |
| * Mercury, Total by CVAA | 3/12/20 12:10 | 3/13/20 11:18 | | 1 | Not Detected | mg/L | 0.0003 | 0.0005 | U |
| ***Analytical Method: SM 2540C*** | ***Analyst: CRB*** | | | | | | | | |
| * Solids, Dissolved | 3/13/20 14:55 | 3/17/20 13:28 | | 1 | 370 | mg/L | | 25 | |
| ***Analytical Method: SM4500Cl E*** | ***Analyst: JCC*** | | | | | | | | |
| * Chloride | 3/13/20 11:19 | 3/13/20 11:19 | | 1 | 4.72 | mg/L | 0.50 | 1 | |
| ***Analytical Method: SM4500F G 2017*** | ***Analyst: JCC*** | | | | | | | | |
| * Fluoride | 3/13/20 14:52 | 3/13/20 14:52 | | 1 | 0.166 | mg/L | 0.05 | 0.1 | |
| ***Analytical Method: SM4500SO4 E*** | ***Analyst: JCC*** | | | | | | | | |
| * Sulfate | 3/17/20 11:03 | 3/17/20 11:03 | | 2 | 51.9 | mg/L | 1.00 | 2 | |
| ***Analytical Method: Field Measurements*** | ***Analyst: DKG*** | | | | | | | | |
| Conductivity | 3/10/20 10:33 | 3/10/20 10:33 | | | 589.91 | uS/cm | | | FA |
| pH | 3/10/20 10:33 | 3/10/20 10:33 | | | 7.04 | SU | | | FA |
| Temperature | 3/10/20 10:33 | 3/10/20 10:33 | | | 16.70 | C | | | FA |
| Turbidity | 3/10/20 10:33 | 3/10/20 10:33 | | | 4.67 | NTU | | | FA |

MDL's and RL's are adjusted for sample dilution, as applicable

**Comments:**

Reported: 3/30/2020
Version: 3.1
COA_CCR

Alabama Power
General Test Laboratory
744 County Road 87, GSC #8
Calera, AL 35040

# Batch QC Summary

Alabama Power

**Customer Account:** WMWMILAP
**Sample Date:** 3/10/20 10:37
**Customer ID:**
**Delivery Date:** 3/11/20 10:06

**Description**: Miller Ash Pond - MW-17H

**Laboratory ID Number:** BA04948

| Sample | Analysis | Units | MB | MB Limit | Spike | MS | MSD | Standard | Standard Limit | Rec | Rec Limit | Prec | Prec Limit |
|---|---|---|---|---|---|---|---|---|---|---|---|---|---|
| BA04951 | Thallium, Total | mg/L | 0.00000058 | 0.0001474 | 0.10 | 0.108 | 0.103 | 0.104 | 0.085 to 0.115 | 108 | 70 to 130 | 4.74 | 20 |
| BA04951 | Barium, Total | mg/L | 0.0000368 | 0.0002 | 0.10 | 0.0949 | 0.0957 | 0.0965 | 0.085 to 0.115 | 94.9 | 70 to 130 | 0.839 | 20 |
| BA04951 | Beryllium, Total | mg/L | 0.0000164 | 0.00088 | 0.10 | 0.0950 | 0.0919 | 0.0936 | 0.085 to 0.115 | 95.0 | 70 to 130 | 3.32 | 20 |
| BA04951 | Cadmium, Total | mg/L | 0.00000439 | 0.0001474 | 0.10 | 0.0984 | 0.0987 | 0.0992 | 0.085 to 0.115 | 98.4 | 70 to 130 | 0.304 | 20 |
| BA04951 | Mercury, Total by CVAA | mg/L | 0.00003 | 0.0005 | 0.004 | 0.00395 | 0.00394 | 0.00392 | 0.0034 to 0.0046 | 98.8 | 70 to 130 | 0.253 | 20 |
| BA04951 | Lithium, Total | mg/L | 0.0000435 | 0.0154 | 0.20 | 0.195 | 0.196 | 0.199 | 0.17 to 0.23 | 97.5 | 70 to 130 | 0.512 | 20 |
| BA04951 | Antimony, Total | mg/L | 0.000124 | 0.00066 | 0.10 | 0.0929 | 0.0930 | 0.0969 | 0.085 to 0.115 | 92.9 | 70 to 130 | 0.108 | 20 |
| BA04951 | Cobalt, Total | mg/L | -0.00000675 | 0.0001474 | 0.10 | 0.0997 | 0.0979 | 0.0989 | 0.085 to 0.115 | 99.7 | 70 to 130 | 1.82 | 20 |
| BA04951 | Chromium, Total | mg/L | -0.0000157 | 0.00044 | 0.10 | 0.102 | 0.100 | 0.101 | 0.085 to 0.115 | 102 | 70 to 130 | 1.98 | 20 |
| BA04951 | Lead, Total | mg/L | 0.00000615 | 0.0001474 | 0.10 | 0.101 | 0.101 | 0.101 | 0.085 to 0.115 | 101 | 70 to 130 | 0.00 | 20 |
| BA04951 | Boron, Total | mg/L | 0.00337 | 0.0650254 | 1.00 | 0.983 | 1.01 | 1.00 | 0.85 to 1.15 | 98.3 | 70 to 130 | 2.71 | 20 |
| BA04951 | Calcium, Total | mg/L | -0.0102 | 0.1518 | 5.00 | 5.11 | 5.14 | 5.22 | 4.25 to 5.75 | 102 | 70 to 130 | 0.585 | 20 |
| BA04951 | Molybdenum, Total | mg/L | 0.00000217 | 0.0001474 | 0.10 | 0.0957 | 0.0947 | 0.0957 | 0.085 to 0.115 | 95.7 | 70 to 130 | 1.05 | 20 |
| BA04951 | Arsenic, Total | mg/L | -0.00000459 | 0.0001474 | 0.10 | 0.102 | 0.103 | 0.103 | 0.085 to 0.115 | 102 | 70 to 130 | 0.976 | 20 |
| BA04951 | Selenium, Total | mg/L | 0.000334 | 0.00066 | 0.10 | 0.0995 | 0.0990 | 0.0980 | 0.085 to 0.115 | 99.5 | 70 to 130 | 0.504 | 20 |

**Comments:**

Alabama Power
General Test Laboratory
744 County Road 87, GSC #8
Calera, AL 35040

Alabama Power

# Batch QC Summary

**Customer Account:** WMWMILAP
**Sample Date:** 3/10/20 10:37
**Customer ID:**
**Delivery Date:** 3/11/20 10:06

**Description:** Miller Ash Pond - MW-17H

**Laboratory ID Number:** BA04948

| Sample | Analysis | Units | MB | MB Limit | Spike | MS | Sample Duplicate | Standard | Standard Limit | Rec | Rec Limit | Prec | Prec Limit |
|---|---|---|---|---|---|---|---|---|---|---|---|---|---|
| BA04951 | Sulfate | mg/L | -0.773 | 0.50 | 20.0 | 18.6 | -0.932 | 18.8 | 18 to 22 | 93.0 | 80 to 120 | 0.00 | 20 |
| BA04951 | Chloride | mg/L | -0.00463 | 0.50 | 10.0 | 9.86 | 0.0974 | 10.1 | 9 to 11 | 98.6 | 80 to 120 | 0.00 | 20 |
| BA04940 | Solids, Dissolved | mg/L | -1.00 | 25 | | | 1660 | 52.0 | 40 to 60 | | | 1.78 | 5 |
| BA04951 | Fluoride | mg/L | 0.031 | 0.05 | 2.50 | 2.58 | 0.0309 | 2.60 | 2.25 to 2.75 | 103 | 80 to 120 | 0.00 | 20 |

**Comments:**

Reported: 3/30/2020
Version: 3.1
COA_CCR

Alabama Power
General Test Laboratory
744 County Road 87, GSC #8
Calera, AL 35040

# *Certificate Of Analysis*

Alabama Power

**Description:** Miller Ash Pond - MW-35H

**Location Code:** WMWMILAP
**Collected:** 3/10/20 11:46
**Customer ID:**
**Submittal Date:** 3/11/20 10:06

**Laboratory ID Number:** BA04949

| Name | Prepared | Analyzed | Vio Spec | DF | Results | Units | MDL | RL | Q |
|---|---|---|---|---|---|---|---|---|---|
| ***Analytical Method: EPA 200.7*** | ***Analyst: RDA*** | | | | ***Preparation Method: EPA 1638*** | | | | |
| * Boron, Total | 3/12/20 16:05 | 3/13/20 13:07 | | 1.015 | Not Detected | mg/L | 0.03 | 0.1 | U |
| * Calcium, Total | 3/12/20 16:05 | 3/13/20 13:39 | | 20.3 | 57.5 | mg/L | 2.03 | 10.15 | |
| * Lithium, Total | 3/12/20 16:05 | 3/13/20 13:07 | | 1.015 | 0.0306 | mg/L | 0.01 | 0.02 | |
| ***Analytical Method: EPA 200.8*** | ***Analyst: DLJ*** | | | | ***Preparation Method: EPA 1638*** | | | | |
| * Antimony, Total | 3/12/20 10:22 | 3/12/20 19:28 | | 1.015 | Not Detected | mg/L | 0.0008 | 0.003 | U |
| * Arsenic, Total | 3/12/20 10:22 | 3/12/20 19:28 | | 1.015 | 0.0139 | mg/L | 0.001 | 0.005 | |
| * Barium, Total | 3/12/20 10:22 | 3/12/20 19:28 | | 1.015 | 0.0349 | mg/L | 0.002 | 0.01 | |
| * Beryllium, Total | 3/12/20 10:22 | 3/12/20 19:28 | | 1.015 | Not Detected | mg/L | 0.0006 | 0.003 | U |
| * Cadmium, Total | 3/12/20 10:22 | 3/12/20 19:28 | | 1.015 | Not Detected | mg/L | 0.0003 | 0.001 | U |
| * Chromium, Total | 3/12/20 10:22 | 3/12/20 19:28 | | 1.015 | Not Detected | mg/L | 0.002 | 0.01 | U |
| * Cobalt, Total | 3/12/20 10:22 | 3/12/20 19:28 | | 1.015 | Not Detected | mg/L | 0.002 | 0.005 | U |
| * Lead, Total | 3/12/20 10:22 | 3/12/20 19:28 | | 1.015 | Not Detected | mg/L | 0.001 | 0.005 | U |
| * Molybdenum, Total | 3/12/20 10:22 | 3/12/20 19:28 | | 1.015 | 0.00217 | mg/L | 0.002 | 0.01 | J |
| * Selenium, Total | 3/12/20 10:22 | 3/12/20 19:28 | | 1.015 | Not Detected | mg/L | 0.002 | 0.01 | U |
| * Thallium, Total | 3/12/20 10:22 | 3/12/20 19:28 | | 1.015 | Not Detected | mg/L | 0.0002 | 0.001 | U |
| ***Analytical Method: EPA 245.1*** | ***Analyst: ABB*** | | | | | | | | |
| * Mercury, Total by CVAA | 3/12/20 12:10 | 3/13/20 11:21 | | 1 | Not Detected | mg/L | 0.0003 | 0.0005 | U |
| ***Analytical Method: SM 2540C*** | ***Analyst: CRB*** | | | | | | | | |
| * Solids, Dissolved | 3/13/20 14:55 | 3/17/20 13:28 | | 1 | 438 | mg/L | | 25 | |
| ***Analytical Method: SM4500Cl E*** | ***Analyst: JCC*** | | | | | | | | |
| * Chloride | 3/13/20 11:20 | 3/13/20 11:20 | | 1 | 2.26 | mg/L | 0.50 | 1 | |
| ***Analytical Method: SM4500F G 2017*** | ***Analyst: JCC*** | | | | | | | | |
| * Fluoride | 3/13/20 14:53 | 3/13/20 14:53 | | 1 | 0.160 | mg/L | 0.05 | 0.1 | |
| ***Analytical Method: SM4500SO4 E*** | ***Analyst: JCC*** | | | | | | | | |
| * Sulfate | 3/17/20 11:04 | 3/17/20 11:04 | | 20 | 182 | mg/L | 10.00 | 20 | |
| ***Analytical Method: Field Measurements*** | ***Analyst: DKG*** | | | | | | | | |
| Conductivity | 3/10/20 11:43 | 3/10/20 11:43 | | | 640.52 | uS/cm | | | FA |
| pH | 3/10/20 11:43 | 3/10/20 11:43 | | | 6.69 | SU | | | FA |
| Temperature | 3/10/20 11:43 | 3/10/20 11:43 | | | 18.05 | C | | | FA |
| Turbidity | 3/10/20 11:43 | 3/10/20 11:43 | | | 2.14 | NTU | | | FA |

MDL's and RL's are adjusted for sample dilution, as applicable

**Comments:**

Reported: 3/30/2020
Version: 3.1
COA_CCR

Alabama Power
General Test Laboratory
744 County Road 87, GSC #8
Calera, AL 35040

# Batch QC Summary

Alabama Power

**Customer Account:** WMWMILAP
**Sample Date:** 3/10/20 11:46
**Customer ID:**
**Delivery Date:** 3/11/20 10:06

**Description**: Miller Ash Pond - MW-35H

**Laboratory ID Number:** BA04949

| Sample | Analysis | Units | MB | MB Limit | Spike | MS | MSD | Standard | Standard Limit | Rec | Rec Limit | Prec | Prec Limit |
|---|---|---|---|---|---|---|---|---|---|---|---|---|---|
| BA04951 | Thallium, Total | mg/L | 0.00000058 | 0.0001474 | 0.10 | 0.108 | 0.103 | 0.104 | 0.085 to 0.115 | 108 | 70 to 130 | 4.74 | 20 |
| BA04951 | Barium, Total | mg/L | 0.0000368 | 0.0002 | 0.10 | 0.0949 | 0.0957 | 0.0965 | 0.085 to 0.115 | 94.9 | 70 to 130 | 0.839 | 20 |
| BA04951 | Cadmium, Total | mg/L | 0.00000439 | 0.0001474 | 0.10 | 0.0984 | 0.0987 | 0.0992 | 0.085 to 0.115 | 98.4 | 70 to 130 | 0.304 | 20 |
| BA04951 | Beryllium, Total | mg/L | 0.0000164 | 0.00088 | 0.10 | 0.0950 | 0.0919 | 0.0936 | 0.085 to 0.115 | 95.0 | 70 to 130 | 3.32 | 20 |
| BA04951 | Boron, Total | mg/L | 0.00337 | 0.0650254 | 1.00 | 0.983 | 1.01 | 1.00 | 0.85 to 1.15 | 98.3 | 70 to 130 | 2.71 | 20 |
| BA04951 | Calcium, Total | mg/L | -0.0102 | 0.1518 | 5.00 | 5.11 | 5.14 | 5.22 | 4.25 to 5.75 | 102 | 70 to 130 | 0.585 | 20 |
| BA04951 | Molybdenum, Total | mg/L | 0.00000217 | 0.0001474 | 0.10 | 0.0957 | 0.0947 | 0.0957 | 0.085 to 0.115 | 95.7 | 70 to 130 | 1.05 | 20 |
| BA04951 | Cobalt, Total | mg/L | -0.00000675 | 0.0001474 | 0.10 | 0.0997 | 0.0979 | 0.0989 | 0.085 to 0.115 | 99.7 | 70 to 130 | 1.82 | 20 |
| BA04951 | Chromium, Total | mg/L | -0.0000157 | 0.00044 | 0.10 | 0.102 | 0.100 | 0.101 | 0.085 to 0.115 | 102 | 70 to 130 | 1.98 | 20 |
| BA04951 | Lead, Total | mg/L | 0.00000615 | 0.0001474 | 0.10 | 0.101 | 0.101 | 0.101 | 0.085 to 0.115 | 101 | 70 to 130 | 0.00 | 20 |
| BA04951 | Mercury, Total by CVAA | mg/L | 0.00003 | 0.0005 | 0.004 | 0.00395 | 0.00394 | 0.00392 | 0.0034 to 0.0046 | 98.8 | 70 to 130 | 0.253 | 20 |
| BA04951 | Lithium, Total | mg/L | 0.0000435 | 0.0154 | 0.20 | 0.195 | 0.196 | 0.199 | 0.17 to 0.23 | 97.5 | 70 to 130 | 0.512 | 20 |
| BA04951 | Antimony, Total | mg/L | 0.000124 | 0.00066 | 0.10 | 0.0929 | 0.0930 | 0.0969 | 0.085 to 0.115 | 92.9 | 70 to 130 | 0.108 | 20 |
| BA04951 | Arsenic, Total | mg/L | -0.00000459 | 0.0001474 | 0.10 | 0.102 | 0.103 | 0.103 | 0.085 to 0.115 | 102 | 70 to 130 | 0.976 | 20 |
| BA04951 | Selenium, Total | mg/L | 0.000334 | 0.00066 | 0.10 | 0.0995 | 0.0990 | 0.0980 | 0.085 to 0.115 | 99.5 | 70 to 130 | 0.504 | 20 |

**Comments:**

Alabama Power
General Test Laboratory
744 County Road 87, GSC #8
Calera, AL 35040

Alabama Power

# Batch QC Summary

**Customer Account:** WMWMILAP
**Sample Date:** 3/10/20 11:46
**Customer ID:**
**Delivery Date:** 3/11/20 10:06

**Description:** Miller Ash Pond - MW-35H

**Laboratory ID Number:** BA04949

| Sample | Analysis | Units | MB | MB Limit | Spike | MS | Sample Duplicate | Standard | Standard Limit | Rec | Rec Limit | Prec | Prec Limit |
|---|---|---|---|---|---|---|---|---|---|---|---|---|---|
| BA04951 | Chloride | mg/L | -0.00463 | 0.50 | 10.0 | 9.86 | 0.0974 | 10.1 | 9 to 11 | 98.6 | 80 to 120 | 0.00 | 20 |
| BA04951 | Sulfate | mg/L | -0.773 | 0.50 | 20.0 | 18.6 | -0.932 | 18.8 | 18 to 22 | 93.0 | 80 to 120 | 0.00 | 20 |
| BA04940 | Solids, Dissolved | mg/L | -1.00 | 25 | | | 1660 | 52.0 | 40 to 60 | | | 1.78 | 5 |
| BA04951 | Fluoride | mg/L | 0.031 | 0.05 | 2.50 | 2.58 | 0.0309 | 2.60 | 2.25 to 2.75 | 103 | 80 to 120 | 0.00 | 20 |

**Comments:**

Reported: 3/30/2020
Version: 3.1
COA_CCR

Alabama Power
General Test Laboratory
744 County Road 87, GSC #8
Calera, AL 35040

# Certificate Of Analysis

Alabama Power

**Description:** Miller Ash Pond - MW-12

**Location Code:** WMWMILAP
**Collected:** 3/10/20 13:37
**Customer ID:**
**Submittal Date:** 3/11/20 10:06

**Laboratory ID Number:** BA04950

| Name | Prepared | Analyzed | Vio Spec | DF | Results | Units | MDL | RL | Q |
|---|---|---|---|---|---|---|---|---|---|
| ***Analytical Method: EPA 200.7*** | ***Analyst: RDA*** | | | | ***Preparation Method: EPA 1638*** | | | | |
| * Boron, Total | 3/12/20 16:05 | 3/13/20 13:10 | | 1.015 | 7.52 | mg/L | 0.03 | 0.1 | |
| * Calcium, Total | 3/12/20 16:05 | 3/13/20 13:42 | | 20.3 | 138 | mg/L | 2.03 | 10.15 | |
| * Lithium, Total | 3/12/20 16:05 | 3/13/20 13:10 | | 1.015 | 0.146 | mg/L | 0.01 | 0.02 | |
| ***Analytical Method: EPA 200.8*** | ***Analyst: DLJ*** | | | | ***Preparation Method: EPA 1638*** | | | | |
| * Antimony, Total | 3/12/20 10:22 | 3/12/20 19:31 | | 1.015 | Not Detected | mg/L | 0.0008 | 0.003 | U |
| * Arsenic, Total | 3/12/20 10:22 | 3/12/20 19:31 | | 1.015 | 0.00353 | mg/L | 0.001 | 0.005 | J |
| * Barium, Total | 3/12/20 10:22 | 3/12/20 19:31 | | 1.015 | 0.0150 | mg/L | 0.002 | 0.01 | |
| * Beryllium, Total | 3/12/20 10:22 | 3/12/20 19:31 | | 1.015 | Not Detected | mg/L | 0.0006 | 0.003 | U |
| * Cadmium, Total | 3/12/20 10:22 | 3/12/20 19:31 | | 1.015 | Not Detected | mg/L | 0.0003 | 0.001 | U |
| * Chromium, Total | 3/12/20 10:22 | 3/12/20 19:31 | | 1.015 | Not Detected | mg/L | 0.002 | 0.01 | U |
| * Cobalt, Total | 3/12/20 10:22 | 3/12/20 19:31 | | 1.015 | Not Detected | mg/L | 0.002 | 0.005 | U |
| * Lead, Total | 3/12/20 10:22 | 3/12/20 19:31 | | 1.015 | Not Detected | mg/L | 0.001 | 0.005 | U |
| * Molybdenum, Total | 3/12/20 10:22 | 3/12/20 19:31 | | 1.015 | 0.490 | mg/L | 0.002 | 0.01 | |
| * Selenium, Total | 3/12/20 10:22 | 3/12/20 19:31 | | 1.015 | Not Detected | mg/L | 0.002 | 0.01 | U |
| * Thallium, Total | 3/12/20 10:22 | 3/12/20 19:31 | | 1.015 | Not Detected | mg/L | 0.0002 | 0.001 | U |
| ***Analytical Method: EPA 245.1*** | ***Analyst: ABB*** | | | | | | | | |
| * Mercury, Total by CVAA | 3/12/20 12:10 | 3/13/20 11:23 | | 1 | Not Detected | mg/L | 0.0003 | 0.0005 | U |
| ***Analytical Method: SM 2540C*** | ***Analyst: CRB*** | | | | | | | | |
| * Solids, Dissolved | 3/13/20 14:55 | 3/17/20 13:28 | | 1 | 2420 | mg/L | | 125 | |
| ***Analytical Method: SM4500Cl E*** | ***Analyst: JCC*** | | | | | | | | |
| * Chloride | 3/13/20 11:22 | 3/13/20 11:22 | | 1 | 7.52 | mg/L | 0.50 | 1 | |
| ***Analytical Method: SM4500F G 2017*** | ***Analyst: JCC*** | | | | | | | | |
| * Fluoride | 3/13/20 14:54 | 3/13/20 14:54 | | 1 | 0.929 | mg/L | 0.05 | 0.1 | |
| ***Analytical Method: SM4500SO4 E*** | ***Analyst: JCC*** | | | | | | | | |
| * Sulfate | 3/17/20 11:05 | 3/17/20 11:05 | | 160 | 1580 | mg/L | 80.00 | 160 | |
| ***Analytical Method: Field Measurements*** | ***Analyst: DKG*** | | | | | | | | |
| Conductivity | 3/10/20 13:33 | 3/10/20 13:33 | | | 2950.73 | uS/cm | | | FA |
| pH | 3/10/20 13:33 | 3/10/20 13:33 | | | 6.52 | SU | | | FA |
| Temperature | 3/10/20 13:33 | 3/10/20 13:33 | | | 20.25 | C | | | FA |
| Turbidity | 3/10/20 13:33 | 3/10/20 13:33 | | | 0.99 | NTU | | | FA |

MDL's and RL's are adjusted for sample dilution, as applicable

**Comments:**

Reported: 3/30/2020
Version: 3.1
COA_CCR

Alabama Power
General Test Laboratory
744 County Road 87, GSC #8
Calera, AL 35040

# Batch QC Summary

Alabama Power

**Customer Account:** WMWMILAP
**Sample Date:** 3/10/20 13:37
**Customer ID:**
**Delivery Date:** 3/11/20 10:06

**Description**: Miller Ash Pond - MW-12

**Laboratory ID Number:** BA04950

| Sample | Analysis | Units | MB | MB Limit | Spike | MS | MSD | Standard | Standard Limit | Rec | Rec Limit | Prec | Prec Limit |
|---|---|---|---|---|---|---|---|---|---|---|---|---|---|
| BA04951 | Thallium, Total | mg/L | 0.00000058 | 0.0001474 | 0.10 | 0.108 | 0.103 | 0.104 | 0.085 to 0.115 | 108 | 70 to 130 | 4.74 | 20 |
| BA04951 | Barium, Total | mg/L | 0.0000368 | 0.0002 | 0.10 | 0.0949 | 0.0957 | 0.0965 | 0.085 to 0.115 | 94.9 | 70 to 130 | 0.839 | 20 |
| BA04951 | Beryllium, Total | mg/L | 0.0000164 | 0.00088 | 0.10 | 0.0950 | 0.0919 | 0.0936 | 0.085 to 0.115 | 95.0 | 70 to 130 | 3.32 | 20 |
| BA04951 | Cadmium, Total | mg/L | 0.00000439 | 0.0001474 | 0.10 | 0.0984 | 0.0987 | 0.0992 | 0.085 to 0.115 | 98.4 | 70 to 130 | 0.304 | 20 |
| BA04951 | Boron, Total | mg/L | 0.00337 | 0.0650254 | 1.00 | 0.983 | 1.01 | 1.00 | 0.85 to 1.15 | 98.3 | 70 to 130 | 2.71 | 20 |
| BA04951 | Calcium, Total | mg/L | -0.0102 | 0.1518 | 5.00 | 5.11 | 5.14 | 5.22 | 4.25 to 5.75 | 102 | 70 to 130 | 0.585 | 20 |
| BA04951 | Molybdenum, Total | mg/L | 0.00000217 | 0.0001474 | 0.10 | 0.0957 | 0.0947 | 0.0957 | 0.085 to 0.115 | 95.7 | 70 to 130 | 1.05 | 20 |
| BA04951 | Mercury, Total by CVAA | mg/L | 0.00003 | 0.0005 | 0.004 | 0.00395 | 0.00394 | 0.00392 | 0.0034 to 0.0046 | 98.8 | 70 to 130 | 0.253 | 20 |
| BA04951 | Lithium, Total | mg/L | 0.0000435 | 0.0154 | 0.20 | 0.195 | 0.196 | 0.199 | 0.17 to 0.23 | 97.5 | 70 to 130 | 0.512 | 20 |
| BA04951 | Antimony, Total | mg/L | 0.000124 | 0.00066 | 0.10 | 0.0929 | 0.0930 | 0.0969 | 0.085 to 0.115 | 92.9 | 70 to 130 | 0.108 | 20 |
| BA04951 | Cobalt, Total | mg/L | -0.00000675 | 0.0001474 | 0.10 | 0.0997 | 0.0979 | 0.0989 | 0.085 to 0.115 | 99.7 | 70 to 130 | 1.82 | 20 |
| BA04951 | Chromium, Total | mg/L | -0.0000157 | 0.00044 | 0.10 | 0.102 | 0.100 | 0.101 | 0.085 to 0.115 | 102 | 70 to 130 | 1.98 | 20 |
| BA04951 | Lead, Total | mg/L | 0.00000615 | 0.0001474 | 0.10 | 0.101 | 0.101 | 0.101 | 0.085 to 0.115 | 101 | 70 to 130 | 0.00 | 20 |
| BA04951 | Arsenic, Total | mg/L | -0.00000459 | 0.0001474 | 0.10 | 0.102 | 0.103 | 0.103 | 0.085 to 0.115 | 102 | 70 to 130 | 0.976 | 20 |
| BA04951 | Selenium, Total | mg/L | 0.000334 | 0.00066 | 0.10 | 0.0995 | 0.0990 | 0.0980 | 0.085 to 0.115 | 99.5 | 70 to 130 | 0.504 | 20 |

**Comments:**

Alabama Power
General Test Laboratory
744 County Road 87, GSC #8
Calera, AL 35040

Alabama Power

# Batch QC Summary

**Customer Account:** WMWMILAP
**Sample Date:** 3/10/20 13:37
**Customer ID:**
**Delivery Date:** 3/11/20 10:06

**Description:** Miller Ash Pond - MW-12

**Laboratory ID Number:** BA04950

| Sample | Analysis | Units | MB | MB Limit | Spike | MS | Sample Duplicate | Standard | Standard Limit | Rec | Rec Limit | Prec | Prec Limit |
|---|---|---|---|---|---|---|---|---|---|---|---|---|---|
| BA04933 | Solids, Dissolved | mg/L | -1.00 | 25 | | | 225 | 52.0 | 40 to 60 | | | 2.04 | 5 |
| BA04951 | Fluoride | mg/L | 0.031 | 0.05 | 2.50 | 2.58 | 0.0309 | 2.60 | 2.25 to 2.75 | 103 | 80 to 120 | 0.00 | 20 |
| BA04951 | Sulfate | mg/L | -0.773 | 0.50 | 20.0 | 18.6 | -0.932 | 18.8 | 18 to 22 | 93.0 | 80 to 120 | 0.00 | 20 |
| BA04951 | Chloride | mg/L | -0.00463 | 0.50 | 10.0 | 9.86 | 0.0974 | 10.1 | 9 to 11 | 98.6 | 80 to 120 | 0.00 | 20 |

**Comments:**

Reported: 3/30/2020
Version: 3.1
COA_CCR

Alabama Power
General Test Laboratory
744 County Road 87, GSC #8
Calera, AL 35040

# Certificate Of Analysis

Alabama Power

**Description:** Miller Ash Pond Equipment Blank

**Location Code:** WMWMILAPEB
**Collected:** 3/10/20 14:55
**Customer ID:**
**Submittal Date:** 3/11/20 10:06

**Laboratory ID Number:** BA04951

| Name | Prepared | Analyzed | Vio Spec | DF | Results | Units | MDL | RL | Q |
|---|---|---|---|---|---|---|---|---|---|
| ***Analytical Method: EPA 200.7*** | ***Analyst: RDA*** | | | | ***Preparation Method: EPA 1638*** | | | | |
| * Boron, Total | 3/12/20 16:05 | 3/13/20 13:13 | | 1.015 | Not Detected | mg/L | 0.03 | 0.1 | U |
| * Calcium, Total | 3/12/20 16:05 | 3/13/20 13:13 | | 1.015 | Not Detected | mg/L | 0.1 | 0.5 | U |
| * Lithium, Total | 3/12/20 16:05 | 3/13/20 13:13 | | 1.015 | Not Detected | mg/L | 0.01 | 0.02 | U |
| ***Analytical Method: EPA 200.8*** | ***Analyst: DLJ*** | | | | ***Preparation Method: EPA 1638*** | | | | |
| * Antimony, Total | 3/12/20 10:22 | 3/12/20 19:33 | | 1.015 | Not Detected | mg/L | 0.0008 | 0.003 | U |
| * Arsenic, Total | 3/12/20 10:22 | 3/12/20 19:33 | | 1.015 | Not Detected | mg/L | 0.001 | 0.005 | U |
| * Barium, Total | 3/12/20 10:22 | 3/12/20 19:33 | | 1.015 | Not Detected | mg/L | 0.002 | 0.01 | U |
| * Beryllium, Total | 3/12/20 10:22 | 3/12/20 19:33 | | 1.015 | Not Detected | mg/L | 0.0006 | 0.003 | U |
| * Cadmium, Total | 3/12/20 10:22 | 3/12/20 19:33 | | 1.015 | Not Detected | mg/L | 0.0003 | 0.001 | U |
| * Chromium, Total | 3/12/20 10:22 | 3/12/20 19:33 | | 1.015 | Not Detected | mg/L | 0.002 | 0.01 | U |
| * Cobalt, Total | 3/12/20 10:22 | 3/12/20 19:33 | | 1.015 | Not Detected | mg/L | 0.002 | 0.005 | U |
| * Lead, Total | 3/12/20 10:22 | 3/12/20 19:33 | | 1.015 | Not Detected | mg/L | 0.001 | 0.005 | U |
| * Molybdenum, Total | 3/12/20 10:22 | 3/12/20 19:33 | | 1.015 | Not Detected | mg/L | 0.002 | 0.01 | U |
| * Selenium, Total | 3/12/20 10:22 | 3/12/20 19:33 | | 1.015 | Not Detected | mg/L | 0.002 | 0.01 | U |
| * Thallium, Total | 3/12/20 10:22 | 3/12/20 19:33 | | 1.015 | Not Detected | mg/L | 0.0002 | 0.001 | U |
| ***Analytical Method: EPA 245.1*** | ***Analyst: ABB*** | | | | | | | | |
| * Mercury, Total by CVAA | 3/12/20 12:10 | 3/13/20 11:25 | | 1 | Not Detected | mg/L | 0.0003 | 0.0005 | U |
| ***Analytical Method: SM 2540C*** | ***Analyst: CRB*** | | | | | | | | |
| * Solids, Dissolved | 3/13/20 14:55 | 3/17/20 13:28 | | 1 | Not Detected | mg/L | | 25 | U |
| ***Analytical Method: SM4500Cl E*** | ***Analyst: JCC*** | | | | | | | | |
| * Chloride | 3/13/20 11:23 | 3/13/20 11:23 | | 1 | Not Detected | mg/L | 0.50 | 1 | U |
| ***Analytical Method: SM4500F G 2017*** | ***Analyst: JCC*** | | | | | | | | |
| * Fluoride | 3/13/20 14:55 | 3/13/20 14:55 | | 1 | Not Detected | mg/L | 0.05 | 0.1 | U |
| ***Analytical Method: SM4500SO4 E*** | ***Analyst: JCC*** | | | | | | | | |
| * Sulfate | 3/17/20 11:06 | 3/17/20 11:06 | | 1 | Not Detected | mg/L | 0.50 | 1 | U |

MDL's and RL's are adjusted for sample dilution, as applicable

**Comments:**

Reported: 3/30/2020
Version: 3.1
COA_CCR

Alabama Power
General Test Laboratory
744 County Road 87, GSC #8
Calera, AL 35040

# Batch QC Summary

Alabama Power

**Customer Account:** WMWMILAPEB
**Sample Date:** 3/10/20 14:55
**Customer ID:**
**Delivery Date:** 3/11/20 10:06

**Description**: Miller Ash Pond Equipment Blank

**Laboratory ID Number:** BA04951

| Sample | Analysis | Units | MB | MB Limit | Spike | MS | MSD | Standard | Standard Limit | Rec | Rec Limit | Prec | Prec Limit |
|---|---|---|---|---|---|---|---|---|---|---|---|---|---|
| BA04951 | Barium, Total | mg/L | 0.0000368 | 0.0002 | 0.10 | 0.0949 | 0.0957 | 0.0965 | 0.085 to 0.115 | 94.9 | 70 to 130 | 0.839 | 20 |
| BA04951 | Beryllium, Total | mg/L | 0.0000164 | 0.00088 | 0.10 | 0.0950 | 0.0919 | 0.0936 | 0.085 to 0.115 | 95.0 | 70 to 130 | 3.32 | 20 |
| BA04951 | Cadmium, Total | mg/L | 0.00000439 | 0.0001474 | 0.10 | 0.0984 | 0.0987 | 0.0992 | 0.085 to 0.115 | 98.4 | 70 to 130 | 0.304 | 20 |
| BA04951 | Thallium, Total | mg/L | 0.00000058 | 0.0001474 | 0.10 | 0.108 | 0.103 | 0.104 | 0.085 to 0.115 | 108 | 70 to 130 | 4.74 | 20 |
| BA04951 | Boron, Total | mg/L | 0.00337 | 0.0650254 | 1.00 | 0.983 | 1.01 | 1.00 | 0.85 to 1.15 | 98.3 | 70 to 130 | 2.71 | 20 |
| BA04951 | Calcium, Total | mg/L | -0.0102 | 0.1518 | 5.00 | 5.11 | 5.14 | 5.22 | 4.25 to 5.75 | 102 | 70 to 130 | 0.585 | 20 |
| BA04951 | Molybdenum, Total | mg/L | 0.00000217 | 0.0001474 | 0.10 | 0.0957 | 0.0947 | 0.0957 | 0.085 to 0.115 | 95.7 | 70 to 130 | 1.05 | 20 |
| BA04951 | Cobalt, Total | mg/L | -0.00000675 | 0.0001474 | 0.10 | 0.0997 | 0.0979 | 0.0989 | 0.085 to 0.115 | 99.7 | 70 to 130 | 1.82 | 20 |
| BA04951 | Chromium, Total | mg/L | -0.0000157 | 0.00044 | 0.10 | 0.102 | 0.100 | 0.101 | 0.085 to 0.115 | 102 | 70 to 130 | 1.98 | 20 |
| BA04951 | Lead, Total | mg/L | 0.00000615 | 0.0001474 | 0.10 | 0.101 | 0.101 | 0.101 | 0.085 to 0.115 | 101 | 70 to 130 | 0.00 | 20 |
| BA04951 | Mercury, Total by CVAA | mg/L | 0.00003 | 0.0005 | 0.004 | 0.00395 | 0.00394 | 0.00392 | 0.0034 to 0.0046 | 98.8 | 70 to 130 | 0.253 | 20 |
| BA04951 | Lithium, Total | mg/L | 0.0000435 | 0.0154 | 0.20 | 0.195 | 0.196 | 0.199 | 0.17 to 0.23 | 97.5 | 70 to 130 | 0.512 | 20 |
| BA04951 | Antimony, Total | mg/L | 0.000124 | 0.00066 | 0.10 | 0.0929 | 0.0930 | 0.0969 | 0.085 to 0.115 | 92.9 | 70 to 130 | 0.108 | 20 |
| BA04951 | Arsenic, Total | mg/L | -0.00000459 | 0.0001474 | 0.10 | 0.102 | 0.103 | 0.103 | 0.085 to 0.115 | 102 | 70 to 130 | 0.976 | 20 |
| BA04951 | Selenium, Total | mg/L | 0.000334 | 0.00066 | 0.10 | 0.0995 | 0.0990 | 0.0980 | 0.085 to 0.115 | 99.5 | 70 to 130 | 0.504 | 20 |

**Comments:**

Alabama Power
General Test Laboratory
744 County Road 87, GSC #8
Calera, AL 35040

Alabama Power

# Batch QC Summary

**Customer Account:** WMWMILAPEB
**Sample Date:** 3/10/20 14:55
**Customer ID:**
**Delivery Date:** 3/11/20 10:06

**Description**: Miller Ash Pond Equipment Blank

**Laboratory ID Number:** BA04951

| Sample | Analysis | Units | MB | MB Limit | Spike | MS | Sample Duplicate | Standard | Standard Limit | Rec | Rec Limit | Prec | Prec Limit |
|---|---|---|---|---|---|---|---|---|---|---|---|---|---|
| BA04951 | Fluoride | mg/L | 0.031 | 0.05 | 2.50 | 2.58 | 0.0309 | 2.60 | 2.25 to 2.75 | 103 | 80 to 120 | 0.00 | 20 |
| BA04933 | Solids, Dissolved | mg/L | -1.00 | 25 | | | 225 | 52.0 | 40 to 60 | | | 2.04 | 5 |
| BA04951 | Chloride | mg/L | -0.00463 | 0.50 | 10.0 | 9.86 | 0.0974 | 10.1 | 9 to 11 | 98.6 | 80 to 120 | 0.00 | 20 |
| BA04951 | Sulfate | mg/L | -0.773 | 0.50 | 20.0 | 18.6 | -0.932 | 18.8 | 18 to 22 | 93.0 | 80 to 120 | 0.00 | 20 |

**Comments:**

Reported: 3/30/2020
Version: 3.1
COA_CCR

Alabama Power
General Test Laboratory
744 County Road 87, GSC #8
Calera, AL 35040
(205) 664-6001

# *Definitions*

Alabama Power

| Abbreviation | Description |
|---|---|
| DF | Dilution Factor |
| LCS | Lab Control Sample |
| LFM | Lab Fortified Matrix |
| MB | Method Blank |
| MDL | Method Detection Limit; minimum concentration of an analyte that can be determined with 99% confidence that the concentration is greater than zero. |
| MS | Matrix Spike |
| MSD | Matrix Spike Duplicate |
| Prec | Precision (% RPD) |
| Q | Qualifier; comment used to note deviations or additional information associated with analytical results. |
| QC | Quality Control |
| Rec | Recovery of Matrix Spike |
| RL | Reporting Limit; lowest concentration at which an analyte can be quantitatively measured. |
| Vio Spec | Violation Specification; regulatory limit which has been exceeded by the sample analyzed. |

| Qualifier | Description |
|---|---|
| FA | Field results were reviewed by the Water Field Group. |
| J | Reported value is an estimate because concentration is less than reporting limit. |
| R | Matrix spike recovery and/or matrix spike duplicate recovery is outside of specification limit. |
| RA | Matrix spike is invalid due to sample concentration. |
| U | Compound was analyzed, but not detected. |

# Chain of Custody
## Groundwater
APC General Testing Laboratory

☑ Field Complete ☐ Outside Lab
☑ Lab Complete

Lab ETA: 03/04/2020 09:30

| | | | |
|---|---|---|---|
| Requested Complete Date | Routine | Results To | Dustin Brooks, Greg Dyer |
| Site Representative | Madison Maughon | Requested By | Greg Dyer |
| Collector | Dallas Gentry | Location | Miller Ash Pond |

Bottles

| | | | | | | | | | | | |
|---|---|---|---|---|---|---|---|---|---|---|---|
| 1 | Metals | 500 mL | 3 | TDS | 500 mL | 5 | N/A | N/A | 7 | N/A | N/A |
| 2 | Hg | 250 mL | 4 | Anions | 250 mL | 6 | N/A | N/A | 8 | N/A | N/A |

Comments:

| Sample # | Date | Time | Bottle Count | Description | Lab Filter | Lab Id |
|---|---|---|---|---|---|---|
| MW-3S | 3/3/20 | 08:30 | 4 | Groundwater | | BA04489 |
| MW-3D | 03/03/2020 | 10:12 | 4 | Groundwater | | BA04490 |
| MW-6V | 03/03/2020 | 12:23 | 4 | Groundwater | | BA04491 |
| MW-6 | 03/03/2020 | 13:21 | 4 | Groundwater | | BA04492 |
| MW-7S | 03/03/2020 | 15:10 | 4 | Groundwater | | BA04493 |
| MW-7D | 03/03/2020 | 16:00 | 4 | Groundwater | | BA04494 |
| FB-2 | 03/03/2020 | 16:20 | 4 | Field Blank | | BA04495 |
| | | | | | | |
| | | | | | | |
| | | | | | | |
| | | | | | | |
| | | | | | | |
| | | | | | | |
| | | | | | | |
| | | | | | | |
| | | | | | | |
| | | | | | | |
| | | | | | | |
| | | | | | | |
| | | | | | | |

| Relinquished By | Received By | Date/Time |
|---|---|---|
| Dallas Gentry | Laura Mikeff | 03/04/2020 08:45 |
| | | |
| | | |

| | | | |
|---|---|---|---|
| SmarTroll ID | 7586-41446-5-5 | All metals and radiological bottles have pH < 2 | ☑ |
| Turbidity ID | 7081-38476-1-1 | Cooler Temp | 0.0 degrees C |
| Sample Event | 1265 | Thermometer ID | 5408-27568-2-2 |
| | | pH Strip ID | 7901-43572-2-1 |

# Chain of Custody
## Groundwater
APC General Testing Laboratory

☑ Field Complete ☐ Outside Lab
☑ Lab Complete

Lab ETA: 03/04/2020 09:25

| | | | |
|---|---|---|---|
| Requested Complete Date | Routine | Results To | Dustin Brooks, Greg Dyer |
| Site Representative | Madison Maughon | Requested By | Greg Dyer |
| Collector | Anthony Goggins | Location | Miller Ash Pond |

| Bottles | | | | | | | | | | | | | |
|---|---|---|---|---|---|---|---|---|---|---|---|---|---|
| | 1 | Metals | 500 mL | 3 | TDS | 500 mL | 5 | N/A | N/A | 7 | N/A | N/A |
| | 2 | Hg | 250 mL | 4 | Anions | 250 mL | 6 | N/A | N/A | 8 | N/A | N/A |

Comments:

| Sample # | Date | Time | Bottle Count | Description | Lab Filter | Lab Id |
|---|---|---|---|---|---|---|
| EB-1 | 3/2/20 | 11:40 | 4 | Equipment Blank | | BA04482 |
| PZ-5 | 03/02/2020 | 12:57 | 4 | Groundwater | | BA04483 |
| FB-1 | 03/02/2020 | 13:45 | 4 | Field Blank | | BA04484 |
| MW-5 | 03/02/2020 | 14:00 | 4 | Groundwater | | BA04485 |
| MW-5DUP | 03/02/2020 | 14:00 | 4 | Sample Duplicate | | BA04486 |
| MW-2 | 03/03/2020 | 11:30 | 4 | Groundwater | | BA04487 |
| MW-11 | 03/03/2020 | 14:05 | 4 | Groundwater | | BA04488 |
| | | | | | | |
| | | | | | | |
| | | | | | | |
| | | | | | | |
| | | | | | | |
| | | | | | | |
| | | | | | | |
| | | | | | | |
| | | | | | | |
| | | | | | | |
| | | | | | | |
| | | | | | | |
| | | | | | | |

| Relinquished By | Received By | Date/Time |
|---|---|---|
| | | 03/04/2020 09:28 |
| | | |
| | | |

| | | | |
|---|---|---|---|
| SmarTroll ID | 7586-41442-5-1 | All metals and radiological bottles have pH < 2 | ☑ |
| Turbidity ID | 5160-26211-1-1 | Cooler Temp | 0.3 degrees C |
| Sample Event | 1265 | Thermometer ID | 5408-27568-2-2 |
| | | pH Strip ID | 7901-43572-2-1 |

# Chain of Custody
## Groundwater
APC General Testing Laboratory

☑ Field Complete ☐ Outside Lab
☑ Lab Complete

Lab ETA: 03/05/2020 13:30

| | | | |
|---|---|---|---|
| Requested Complete Date | Routine | Results To | Dustin Brooks, Greg Dyer |
| Site Representative | Madison Maughon | Requested By | Greg Dyer |
| Collector | TJ Daugherty | Location | Miller Ash Pond |

Bottles

| | | | | | | | | | | | |
|---|---|---|---|---|---|---|---|---|---|---|---|
| 1 | Metals | 500 mL | 3 | TDS | 500 mL | 5 | N/A | N/A | 7 | N/A | N/A |
| 2 | Hg | 250 mL | 4 | Anions | 250 mL | 6 | N/A | N/A | 8 | N/A | N/A |

Comments:

| Sample # | Date | Time | Bottle Count | Description | Lab Filter | Lab Id |
|---|---|---|---|---|---|---|
| MW-8D | 3/3/20 | 10:40 | 4 | Groundwater | | BA04628 |
| MW-8S | 03/03/2020 | 12:05 | 4 | Groundwater | | BA04629 |
| MW-8S Dup | 03/03/2020 | 12:05 | 4 | Sample Duplicate | | BA04630 |
| MW-9D | 03/03/2020 | 13:28 | 4 | Groundwater | | BA04631 |
| MW-9S | 03/03/2020 | 14:50 | 4 | Groundwater | | BA04632 |
| MW-16 | 03/03/2020 | 16:05 | 4 | Groundwater | | BA04633 |
| MW-15 | 03/04/2020 | 10:45 | 4 | Groundwater | | BA04634 |
| MW-14 | 03/04/2020 | 12:25 | 4 | Groundwater | | BA04635 |
| MW-4 | 03/04/2020 | 14:07 | 4 | Groundwater | | BA04636 |
| MW-4V | 03/04/2020 | 15:10 | 4 | Groundwater | | BA04637 |
| | | | | | | |
| | | | | | | |
| | | | | | | |
| | | | | | | |
| | | | | | | |
| | | | | | | |
| | | | | | | |
| | | | | | | |
| | | | | | | |
| | | | | | | |

| Relinquished By | Received By | Date/Time |
|---|---|---|
| | | 03/05/2020 13:17 |
| | | |
| | | |

| | | | |
|---|---|---|---|
| SmarTroll ID | 7586-41444-5-3 | All metals and radiological bottles have pH < 2 | ☑ |
| Turbidity ID | 4677-23342-4-1 | Cooler Temp | 0.0 degrees C |
| Sample Event | 1265 | Thermometer ID | 5408-27568-2-2 |
| | | pH Strip ID | 7901-43572-2-1 |

# Chain of Custody
## Groundwater
APC General Testing Laboratory

☑ Field Complete ☐ Outside Lab
☑ Lab Complete

Lab ETA: 03/05/2020 14:00

| | | | |
|---|---|---|---|
| Requested Complete Date | Routine | Results To | Dustin Brooks, Greg Dyer |
| Site Representative | Madison Maughon | Requested By | Greg Dyer |
| Collector | Dallas Gentry | Location | Miller Ash Pond |

| Bottles | | | | | | | | | | | | | | | |
|---|---|---|---|---|---|---|---|---|---|---|---|---|---|---|---|
| 1 | Metals | 500 mL | 3 | TDS | 500 mL | 5 | N/A | N/A | 7 | N/A | N/A |
| 2 | Hg | 250 mL | 4 | Anions | 250 mL | 6 | N/A | N/A | 8 | N/A | N/A |

Comments:

| Sample # | Date | Time | Bottle Count | Description | Lab Filter | Lab Id |
|---|---|---|---|---|---|---|
| MW-33H | 3/5/20 | 08:58 | 4 | Groundwater | | BA04638 |
| | | | | | | |
| | | | | | | |
| | | | | | | |
| | | | | | | |
| | | | | | | |
| | | | | | | |
| | | | | | | |
| | | | | | | |
| | | | | | | |
| | | | | | | |
| | | | | | | |
| | | | | | | |
| | | | | | | |
| | | | | | | |
| | | | | | | |
| | | | | | | |
| | | | | | | |
| | | | | | | |
| | | | | | | |

| Relinquished By | Received By | Date/Time |
|---|---|---|
| Dallas Gentry | Laura Murphy | 03/05/2020 13:20 |
| | | |
| | | |

SmarTroll ID: 7586-41446-5-5
Turbidity ID: 7081-38476-1-1
Sample Event: 1265

All metals and radiological bottles have pH < 2 ☑
Cooler Temp: 0.0 degrees C
Thermometer ID: 5408-27568-2-2
pH Strip ID: 7901-43572-2-1

# Chain of Custody
## Groundwater
APC General Testing Laboratory

☑ Field Complete ☐ Outside Lab
☑ Lab Complete

Lab ETA: 03/11/2020 08:15

| | | | |
|---|---|---|---|
| Requested Complete Date | Routine | Results To | Dustin Brooks, Greg Dyer |
| Site Representative | Madison Maughon | Requested By | Greg Dyer |
| Collector | Anthony Goggins | Location | Miller Ash Pond |

| Bottles | | | | | | | | | | | | | | | |
|---|---|---|---|---|---|---|---|---|---|---|---|---|---|---|---|
| | 1 | Metals | 500 mL | 3 | TDS | 500 mL | 5 | N/A | N/A | 7 | N/A | N/A |
| | 2 | Hg | 250 mL | 4 | Anions | 250 mL | 6 | N/A | N/A | 8 | N/A | N/A |

Comments: Collected field filtered set @ MW19HA

| Sample # | Date | Time | Bottle Count | Description | Lab Filter | Lab Id |
|---|---|---|---|---|---|---|
| MW-1 | 3/9/20 | 13:00 | 4 | Groundwater | | BA04935 |
| FB-3 | 03/09/2020 | 14:40 | 4 | Field Blank | | BA04936 |
| MW-34H | 03/09/2020 | 14:55 | 4 | Groundwater | | BA04937 |
| MW-19HA | 03/09/2020 | 16:10 | 4 | Groundwater | | BA04938 |
| MW-19HA DIS | 03/09/2020 | 16:10 | 4 | Groundwater | | BA04939 |
| MW-30H | 03/10/2020 | 12:50 | 4 | Groundwater | | BA04940 |
| | | | | | | |
| | | | | | | |
| | | | | | | |
| | | | | | | |
| | | | | | | |
| | | | | | | |
| | | | | | | |
| | | | | | | |
| | | | | | | |
| | | | | | | |
| | | | | | | |
| | | | | | | |
| | | | | | | |
| | | | | | | |

| Relinquished By | Received By | Date/Time |
|---|---|---|
| | | 03/11/2020 08:27 |
| | | |
| | | |

| | | | |
|---|---|---|---|
| SmarTroll ID | 7586-41442-5-1 | All metals and radiological bottles have pH < 2 | ☑ |
| Turbidity ID | 5160-26211-1-1 | Cooler Temp | 0.3 degrees C |
| Sample Event | 1265 | Thermometer ID | 5408-27568-2-2 |
| | | pH Strip ID | 7901-43572-2-1 |

# Chain of Custody
## Groundwater
APC General Testing Laboratory

☑ Field Complete ☐ Outside Lab
☑ Lab Complete

Lab ETA: 03/11/2020 09:00

| | | | |
|---|---|---|---|
| Requested Complete Date | Routine | Results To | Dustin Brooks, Greg Dyer |
| Site Representative | Madison Maughon | Requested By | Greg Dyer |
| Collector | TJ Daugherty | Location | Miller Ash Pond |

| Bottles | | | | | | | | | | | | | |
|---|---|---|---|---|---|---|---|---|---|---|---|---|---|
| | 1 | Metals | 500 mL | 3 | TDS | 500 mL | 5 | N/A | N/A | 7 | N/A | N/A |
| | 2 | Hg | 250 mL | 4 | Anions | 250 mL | 6 | N/A | N/A | 8 | N/A | N/A |

Comments:

| Sample # | Date | Time | Bottle Count | Description | Lab Filter | Lab Id |
|---|---|---|---|---|---|---|
| MW-21 | 3/9/20 | 13:52 | 4 | Groundwater | | BA04928 |
| MW-23 | 03/09/2020 | 17:25 | 4 | Groundwater | | BA04929 |
| MW-20HS | 03/10/2020 | 12:35 | 4 | Groundwater | | BA04930 |
| MW-20HS Dup | 03/10/2020 | 12:35 | 4 | Sample Duplicate | | BA04931 |
| MW-20H | 03/10/2020 | 13:50 | 4 | Groundwater | | BA04932 |
| MW-32H | 03/10/2020 | 15:33 | 4 | Groundwater | | BA04933 |
| FB-4 | 03/10/2020 | 16:00 | 4 | Field Blank | | BA04934 |

| Relinquished By | Received By | Date/Time |
|---|---|---|
| | | 03/11/2020 08:46 |
| | | |
| | | |

| | | | |
|---|---|---|---|
| SmarTroll ID | 7586-41444-5-3 | All metals and radiological bottles have pH < 2 | ☑ |
| Turbidity ID | 4677-23342-4-1 | Cooler Temp | 0.1 degrees C |
| Sample Event | 1265 | Thermometer ID | 5408-27568-2-2 |
| | | pH Strip ID | 7901-43572-2-1 |

# Chain of Custody
## Groundwater
APC General Testing Laboratory

☑ Field Complete ☐ Outside Lab
☑ Lab Complete

Lab ETA: 03/11/2020 09:00

| | | | |
|---|---|---|---|
| Requested Complete Date | Routine | Results To | Dustin Brooks, Greg Dyer |
| Site Representative | Madison Maughon | Requested By | Greg Dyer |
| Collector | Dallas Gentry | Location | Miller Ash Pond |

Bottles

| | | | | | | | | | | | |
|---|---|---|---|---|---|---|---|---|---|---|---|
| 1 | Metals | 500 mL | 3 | TDS | 500 mL | 5 | N/A | N/A | 7 | N/A | N/A |
| 2 | Hg | 250 mL | 4 | Anions | 250 mL | 6 | N/A | N/A | 8 | N/A | N/A |

Comments:

| Sample # | Date | Time | Bottle Count | Description | Lab Filter | Lab Id |
|---|---|---|---|---|---|---|
| MW-10 | 3/9/20 | 12:26 | 4 | Groundwater | | BA04941 |
| MW-37H | 03/09/2020 | 13:40 | 4 | Groundwater | | BA04942 |
| MW-37H dup | 03/09/2020 | 13:40 | 4 | Sample Duplicate | | BA04943 |
| MW-28H | 03/09/2020 | 15:25 | 4 | Groundwater | | BA04944 |
| MW-13S | 03/09/2020 | 16:35 | 4 | Groundwater | | BA04945 |
| MW-13D | 03/09/2020 | 18:03 | 4 | Groundwater | | BA04946 |
| MW-18H | 03/10/2020 | 08:30 | 4 | Groundwater | | BA04947 |
| MW-17H | 03/10/2020 | 10:37 | 4 | Groundwater | | BA04948 |
| MW-35H | 03/10/2020 | 11:46 | 4 | Groundwater | | BA04949 |
| MW-12 | 03/10/2020 | 13:37 | 4 | Groundwater | | BA04950 |
| EB-2 | 03/10/2020 | 14:55 | 4 | Equipment Blank | | BA04951 |
| | | | | | | |
| | | | | | | |
| | | | | | | |
| | | | | | | |
| | | | | | | |
| | | | | | | |
| | | | | | | |
| | | | | | | |
| | | | | | | |
| | | | | | | |

| Relinquished By | Received By | Date/Time |
|---|---|---|
| Dallas Gentry | Laura Mabry | 03/11/2020 08:45 |
| | | |
| | | |

| | | | |
|---|---|---|---|
| SmarTroll ID | 7586-41446-5-5 | All metals and radiological bottles have pH < 2 | ☑ |
| Turbidity ID | 7081-38476-1-1 | Cooler Temp | 0.0 degrees C |
| Sample Event | 1265 | Thermometer ID | 5408-27568-2-2 |
| | | pH Strip ID | 7901-43572-2-1 |

# Chain of Custody
## Groundwater
APC General Testing Laboratory

☑ Field Complete ☑ Lab Complete ☑ Outside Lab

Lab ETA: 03/04/2020 09:30

| | | | |
|---|---|---|---|
| Requested Complete Date | Routine | Results To | Dustin Brooks, Greg Dyer |
| Site Representative | Madison Maughon | Requested By | Greg Dyer |
| Collector | Dallas Gentry | Location | Miller Ash Pond |

| Bottles | | | | | | | | | | | | | | | |
|---|---|---|---|---|---|---|---|---|---|---|---|---|---|---|---|
| | 1 | Radium | 1 L | 3 | N/A | N/A | 5 | N/A | N/A | 7 | N/A | N/A |
| | 2 | N/A | N/A | 4 | N/A | N/A | 6 | N/A | N/A | 8 | N/A | N/A |

Comments: Rad MS/MSD collected at MW-6

| Sample # | Date | Time | Bottle Count | Description | Lab Filter | Lab Id |
|---|---|---|---|---|---|---|
| MW-3S | 3/3/20 | 08:30 | 1 | Groundwater | | BA04503 |
| MW-3D | 03/03/2020 | 10:12 | 1 | Groundwater | | BA04504 |
| MW-6V | 03/03/2020 | 12:23 | 1 | Groundwater | | BA04505 |
| MW-6 | 03/03/2020 | 13:21 | 3 | Groundwater | | BA04506 |
| MW-7S | 03/03/2020 | 15:10 | 1 | Groundwater | | BA04507 |
| MW-7D | 03/03/2020 | 16:00 | 1 | Groundwater | | BA04508 |
| FB-2 | 03/03/2020 | 16:20 | 1 | Field Blank | | BA04509 |
| | | | | | | |
| | | | | | | |
| | | | | | | |
| | | | | | | |
| | | | | | | |
| | | | | | | |
| | | | | | | |
| | | | | | | |
| | | | | | | |
| | | | | | | |
| | | | | | | |
| | | | | | | |
| | | | | | | |

| Relinquished By | Received By | Date/Time |
|---|---|---|
| Dallas Gentry | Laura Mabry | 03/04/2020 08:46 |
| | | |
| | | |

| | | | |
|---|---|---|---|
| SmarTroll ID | 7586-41446-5-5 | All metals and radiological bottles have pH < 2 | ☑ |
| Turbidity ID | 7081-38476-1-1 | Cooler Temp | N/A |
| Sample Event | 1265 | Thermometer ID | N/A |
| | | pH Strip ID | 7901-43572-2-1 |

# Chain of Custody
## Groundwater
APC General Testing Laboratory

☑ Field Complete ☑ Lab Complete ☑ Outside Lab

Lab ETA: 03/04/2020 09:25

| | | | |
|---|---|---|---|
| Requested Complete Date | Routine | Results To | Dustin Brooks, Greg Dyer |
| Site Representative | Madison Maughon | Requested By | Greg Dyer |
| Collector | Anthony Goggins | Location | Miller Ash Pond |

| Bottles | | | | | | | | | | | | | | | |
|---|---|---|---|---|---|---|---|---|---|---|---|---|---|---|---|
| | 1 | Radium | 1 L | 3 | N/A | N/A | 5 | N/A | N/A | 7 | N/A | N/A |
| | 2 | N/A | N/A | 4 | N/A | N/A | 6 | N/A | N/A | 8 | N/A | N/A |

Comments: Matrix Spike Duplicate collected @ PZ-5
Correcting turbidity ID with approval from Goggins. LBM 3/27/20

| Sample # | Date | Time | Bottle Count | Description | Lab Filter | Lab Id |
|---|---|---|---|---|---|---|
| EB-1 | 3/2/20 | 11:40 | 1 | Equipment Blank | | BA04496 |
| PZ-5 | 03/02/2020 | 12:57 | 3 | Groundwater | | BA04497 |
| FB-1 | 03/02/2020 | 13:45 | 1 | Field Blank | | BA04498 |
| MW-5 | 03/02/2020 | 14:00 | 1 | Groundwater | | BA04499 |
| MW-5DUP | 03/02/2020 | 14:00 | 1 | Sample Duplicate | | BA04500 |
| MW-2 | 03/03/2020 | 11:30 | 1 | Groundwater | | BA04501 |
| MW-11 | 03/03/2020 | 14:05 | 1 | Groundwater | | BA04502 |
| | | | | | | |
| | | | | | | |
| | | | | | | |
| | | | | | | |
| | | | | | | |
| | | | | | | |
| | | | | | | |
| | | | | | | |
| | | | | | | |
| | | | | | | |
| | | | | | | |
| | | | | | | |
| | | | | | | |

| Relinquished By | Received By | Date/Time |
|---|---|---|
| | | 03/04/2020 09:29 |
| | | |
| | | |

| | | | |
|---|---|---|---|
| SmarTroll ID | 7586-41442-5-1 | All metals and radiological bottles have pH < 2 | ☑ |
| Turbidity ID | 5160-26211-1-1 | Cooler Temp | N/A |
| Sample Event | 1265 | Thermometer ID | N/A |
| | | pH Strip ID | 7901-43572-2-1 |

# Chain of Custody
## Groundwater
APC General Testing Laboratory

☑ Field Complete ☑ Lab Complete ☑ Outside Lab

Lab ETA: 03/05/2020 14:00

| | | | |
|---|---|---|---|
| Requested Complete Date | Routine | Results To | Dustin Brooks, Greg Dyer |
| Site Representative | Madison Maughon | Requested By | Greg Dyer |
| Collector | Dallas Gentry | Location | Miller Ash Pond |

Bottles

| | | | | | | | | | | | | | | | |
|---|---|---|---|---|---|---|---|---|---|---|---|---|---|---|---|
| 1 | Radium | 1 L | 3 | N/A | N/A | 5 | N/A | N/A | 7 | N/A | N/A |
| 2 | N/A | N/A | 4 | N/A | N/A | 6 | N/A | N/A | 8 | N/A | N/A |

Comments:

| Sample # | Date | Time | Bottle Count | Description | Lab Filter | Lab Id |
|---|---|---|---|---|---|---|
| MW-33H | 3/5/20 | 08:58 | 1 | Groundwater | | BA04649 |
| | | | | | | |
| | | | | | | |
| | | | | | | |
| | | | | | | |
| | | | | | | |
| | | | | | | |
| | | | | | | |
| | | | | | | |
| | | | | | | |
| | | | | | | |
| | | | | | | |
| | | | | | | |
| | | | | | | |
| | | | | | | |
| | | | | | | |
| | | | | | | |
| | | | | | | |
| | | | | | | |
| | | | | | | |

| Relinquished By | Received By | Date/Time |
|---|---|---|
| | | 03/05/2020 13:20 |
| | | |
| | | |

| | | | |
|---|---|---|---|
| SmarTroll ID | 7586-41446-5-5 | All metals and radiological bottles have pH < 2 | ☑ |
| Turbidity ID | 7081-38476-1-1 | Cooler Temp | N/A |
| Sample Event | 1265 | Thermometer ID | N/A |
| | | pH Strip ID | 7901-43572-2-1 |

# Chain of Custody
## Groundwater
APC General Testing Laboratory

☑ Field Complete ☑ Lab Complete ☑ Outside Lab

Lab ETA: 03/05/2020 13:30

| | | | |
|---|---|---|---|
| Requested Complete Date | Routine | Results To | Dustin Brooks, Greg Dyer |
| Site Representative | Madison Maughon | Requested By | Greg Dyer |
| Collector | TJ Daugherty | Location | Miller Ash Pond |

| Bottles | | | | | | | | | | | | | | | |
|---|---|---|---|---|---|---|---|---|---|---|---|---|---|---|---|
| | 1 | Radium | 1 L | 3 | N/A | N/A | 5 | N/A | N/A | 7 | N/A | N/A |
| | 2 | N/A | N/A | 4 | N/A | N/A | 6 | N/A | N/A | 8 | N/A | N/A |

Comments: Radium MS/MSD collected @ MW-4

| Sample # | Date | Time | Bottle Count | Description | Lab Filter | Lab Id |
|---|---|---|---|---|---|---|
| MW-8D | 3/3/20 | 10:40 | 1 | Groundwater | | BA04639 |
| MW-8S | 03/03/2020 | 12:05 | 1 | Groundwater | | BA04640 |
| MW-8S Dup | 03/03/2020 | 12:05 | 1 | Sample Duplicate | | BA04641 |
| MW-9D | 03/03/2020 | 13:28 | 1 | Groundwater | | BA04642 |
| MW-9S | 03/03/2020 | 14:50 | 1 | Groundwater | | BA04643 |
| MW-16 | 03/03/2020 | 16:05 | 1 | Groundwater | | BA04644 |
| MW-15 | 03/04/2020 | 10:45 | 1 | Groundwater | | BA04645 |
| MW-14 | 03/04/2020 | 12:25 | 1 | Groundwater | | BA04646 |
| MW-4 | 03/04/2020 | 14:07 | 3 | Groundwater | | BA04647 |
| MW-4V | 03/04/2020 | 15:10 | 1 | Groundwater | | BA04648 |
| | | | | | | |
| | | | | | | |
| | | | | | | |
| | | | | | | |
| | | | | | | |
| | | | | | | |
| | | | | | | |
| | | | | | | |
| | | | | | | |
| | | | | | | |

| Relinquished By | Received By | Date/Time |
|---|---|---|
| | | 03/05/2020 13:17 |
| | | |
| | | |

| | | | |
|---|---|---|---|
| SmarTroll ID | 7586-41444-5-3 | All metals and radiological bottles have pH < 2 | ☑ |
| Turbidity ID | 4677-23342-4-1 | Cooler Temp | N/A |
| Sample Event | 1265 | Thermometer ID | N/A |
| | | pH Strip ID | 7901-43572-2-1 |

# Chain of Custody
## Groundwater
APC General Testing Laboratory

☑ Field Complete ☑ Lab Complete ☑ Outside Lab

Lab ETA: 03/11/2020 08:14

| | | | |
|---|---|---|---|
| Requested Complete Date | Routine | Results To | Dustin Brooks, Greg Dyer |
| Site Representative | Madison Maughon | Requested By | Greg Dyer |
| Collector | Anthony Goggins | Location | Miller Ash Pond |

| Bottles | | | | | | | | | | | | | | | |
|---|---|---|---|---|---|---|---|---|---|---|---|---|---|---|---|
| | 1 | Radium | 1 L | 3 | N/A | N/A | 5 | N/A | N/A | 7 | N/A | N/A |
| | 2 | N/A | N/A | 4 | N/A | N/A | 6 | N/A | N/A | 8 | N/A | N/A |

Comments: Collected field filtered set @ MW19HA

| Sample # | Date | Time | Bottle Count | Description | Lab Filter | Lab Id |
|---|---|---|---|---|---|---|
| MW-1 | 3/9/20 | 13:00 | 1 | Groundwater | | BA04959 |
| FB-3 | 03/09/2020 | 14:40 | 1 | Field Blank | | BA04960 |
| MW-34H | 03/09/2020 | 14:55 | 1 | Groundwater | | BA04961 |
| MW-19HA | 03/09/2020 | 16:10 | 1 | Groundwater | | BA04962 |
| MW-19HA DIS | 03/09/2020 | 16:10 | 1 | Groundwater | | BA04963 |
| MW-30H | 03/10/2020 | 12:50 | 1 | Groundwater | | BA04964 |
| | | | | | | |
| | | | | | | |
| | | | | | | |
| | | | | | | |
| | | | | | | |
| | | | | | | |
| | | | | | | |
| | | | | | | |
| | | | | | | |
| | | | | | | |
| | | | | | | |
| | | | | | | |
| | | | | | | |
| | | | | | | |

| Relinquished By | Received By | Date/Time |
|---|---|---|
| | | 03/11/2020 08:26 |
| | | |
| | | |

| | | | |
|---|---|---|---|
| SmarTroll ID | 7586-41442-5-1 | All metals and radiological bottles have pH < 2 | ☑ |
| Turbidity ID | 5160-26211-1-1 | Cooler Temp | N/A |
| Sample Event | 1265 | Thermometer ID | N/A |
| | | pH Strip ID | 7901-43572-2-1 |

# Chain of Custody
## Groundwater
APC General Testing Laboratory

☑ Field Complete ☑ Lab Complete ☑ Outside Lab

Lab ETA: 03/11/2020 09:00

| | | | |
|---|---|---|---|
| Requested Complete Date | Routine | Results To | Dustin Brooks, Greg Dyer |
| Site Representative | Madison Maughon | Requested By | Greg Dyer |
| Collector | Dallas Gentry | Location | Miller Ash Pond |

Bottles

| | | | | | | | | | | | | | | | |
|---|---|---|---|---|---|---|---|---|---|---|---|---|---|---|---|
| 1 | Radium | 1 L | 3 | N/A | N/A | 5 | N/A | N/A | 7 | N/A | N/A |
| 2 | N/A | N/A | 4 | N/A | N/A | 6 | N/A | N/A | 8 | N/A | N/A |

Comments:

| Sample # | Date | Time | Bottle Count | Description | Lab Filter | Lab Id |
|---|---|---|---|---|---|---|
| MW-10 | 3/9/20 | 12:26 | 1 | Groundwater | | BA04965 |
| MW-37H | 03/09/2020 | 13:40 | 1 | Groundwater | | BA04966 |
| MW-37H dup | 03/09/2020 | 13:40 | 1 | Sample Duplicate | | BA04967 |
| MW-28H | 03/09/2020 | 15:25 | 1 | Groundwater | | BA04968 |
| MW-13S | 03/09/2020 | 16:35 | 1 | Groundwater | | BA04969 |
| MW-13D | 03/09/2020 | 18:03 | 1 | Groundwater | | BA04970 |
| MW-18H | 03/10/2020 | 08:30 | 1 | Groundwater | | BA04971 |
| MW-17H | 03/10/2020 | 10:37 | 1 | Groundwater | | BA04972 |
| MW-35H | 03/10/2020 | 11:46 | 1 | Groundwater | | BA04973 |
| MW-12 | 03/10/2020 | 13:37 | 1 | Groundwater | | BA04974 |
| EB-2 | 03/10/2020 | 14:55 | 1 | Equipment Blank | | BA04975 |
| | | | | | | |
| | | | | | | |
| | | | | | | |
| | | | | | | |
| | | | | | | |
| | | | | | | |
| | | | | | | |
| | | | | | | |
| | | | | | | |
| | | | | | | |

| Relinquished By | Received By | Date/Time |
|---|---|---|
| | | 03/11/2020 08:46 |
| | | |
| | | |

| | | | |
|---|---|---|---|
| SmarTroll ID | 7586-41446-5-5 | All metals and radiological bottles have pH < 2 | ☑ |
| Turbidity ID | 7081-38476-1-1 | Cooler Temp | N/A |
| Sample Event | 1265 | Thermometer ID | N/A |
| | | pH Strip ID | 7901-43572-2-1 |

# Chain of Custody
## Groundwater
APC General Testing Laboratory

☑ Field Complete ☑ Lab Complete ☑ Outside Lab

Lab ETA: 03/11/2020 09:00

| | | | |
|---|---|---|---|
| Requested Complete Date | Routine | Results To | Dustin Brooks, Greg Dyer |
| Site Representative | Madison Maughon | Requested By | Greg Dyer |
| Collector | TJ Daugherty | Location | Miller Ash Pond |

Bottles

| | | | | | | | | | | | | | | | |
|---|---|---|---|---|---|---|---|---|---|---|---|---|---|---|---|
| 1 | Radium | 1 L | 3 | N/A | N/A | 5 | N/A | N/A | 7 | N/A | N/A |
| 2 | N/A | N/A | 4 | N/A | N/A | 6 | N/A | N/A | 8 | N/A | N/A |

Comments:

| Sample # | Date | Time | Bottle Count | Description | Lab Filter | Lab Id |
|---|---|---|---|---|---|---|
| MW-21 | 3/9/20 | 13:52 | 1 | Groundwater | | BA04952 |
| MW-23 | 03/09/2020 | 17:25 | 1 | Groundwater | | BA04953 |
| MW-20HS | 03/10/2020 | 12:35 | 1 | Groundwater | | BA04954 |
| MW-20HS Dup | 03/10/2020 | 12:35 | 1 | Sample Duplicate | | BA04955 |
| MW-20H | 03/10/2020 | 13:50 | 1 | Groundwater | | BA04956 |
| MW-32H | 03/10/2020 | 15:33 | 1 | Groundwater | | BA04957 |
| FB-4 | 03/10/2020 | 16:00 | 1 | Field Blank | | BA04958 |

| Relinquished By | Received By | Date/Time |
|---|---|---|
| | | 03/11/2020 08:46 |
| | | |
| | | |

| | | | |
|---|---|---|---|
| SmarTroll ID | 7586-41444-5-3 | All metals and radiological bottles have pH < 2 | ☑ |
| Turbidity ID | 4677-23342-4-1 | Cooler Temp | N/A |
| Sample Event | 1265 | Thermometer ID | N/A |
| | | pH Strip ID | 7901-43572-2-1 |

eurofins | Environment Testing TestAmerica

# ANALYTICAL REPORT

Eurofins TestAmerica, Pensacola
3355 McLemore Drive
Pensacola, FL 32514
Tel: (850)474-1001

Laboratory Job ID: 400-185334-1
Laboratory Sample Delivery Group: Miller Ash Pond 1265
Client Project/Site: CCR Plant Miller
Revision: 1

For:
Alabama Power General Test Laboratory
744 County Rd 87
GSC #8
Calera, Alabama 35040

Attn: Laura Midkiff

*Authorized for release by:*
*4/28/2020 12:55:45 PM*

Cheyenne Whitmire, Project Manager II
(850)471-6222
cheyenne.whitmire@testamericainc.com

LINKS

Review your project results through TotalAccess

Have a Question? Ask The Expert

Visit us at: www.testamericainc.com

*The test results in this report meet all 2003 NELAC and 2009 TNI requirements for accredited parameters, exceptions are noted in this report. This report may not be reproduced except in full, and with written approval from the laboratory. For questions please contact the Project Manager at the e-mail address or telephone number listed on this page.*

*This report has been electronically signed and authorized by the signatory. Electronic signature is intended to be the legally binding equivalent of a traditionally handwritten signature.*

*Results relate only to the items tested and the sample(s) as received by the laboratory.*

# Table of Contents

Cover Page . . . . . 1
Table of Contents . . . . . 2
Case Narrative . . . . . 3
Method Summary . . . . . 6
Sample Summary . . . . . 7
Client Sample Results . . . . . 8
Definitions . . . . . 57
Chronicle . . . . . 58
QC Association . . . . . 71
QC Sample Results . . . . . 74
Chain of Custody . . . . . 80
Receipt Checklists . . . . . 87
Certification Summary . . . . . 88

## Job ID: 400-185334-1

### Laboratory: Eurofins TestAmerica, Pensacola

**Narrative**

**Job Narrative**
**400-185334-1**

**RAD**

Method 9315: Ra-226 Prep Batch 160-464790. Any minimum detectable concentration (MDC), critical value (DLC), or Safe Drinking Water Act detection limit (SDWA DL) is sample-specific unless otherwise stated elsewhere in this narrative. Radiochemistry sample results are reported with the count date/time applied as the Activity Reference Date. BA04959 MW-1 (400-185334-33), BA04960 FB-3 (400-185334-34), BA04961 MW-34H (400-185334-35), BA04962 MW-19HA (400-185334-36), BA04963 MW-19HA DIS (400-185334-37), BA04964 MW-30H (400-185334-38), BA04965 MW-10 (400-185334-39), BA04966 MW-37H (400-185334-40), BA04967 MW-37H DUP (400-185334-41), BA04968 MW-28H (400-185334-42), BA04969 MW-13S (400-185334-43), BA04970 MW-13D (400-185334-44), BA04971 MW-18H (400-185334-45), BA04972 MW-17H (400-185334-46), BA04973 MW-35H (400-185334-47), BA04974 MW-12 (400-185334-48), BA04975 EB-2 (400-185334-49), (LCS 160-464790/1-A), (LCSD 160-464790/2-A) and (MB 160-464790/23-A)

Method 9315: Ra-226 Prep Batch 160-464642. Any minimum detectable concentration (MDC), critical value (DLC), or Safe Drinking Water Act detection limit (SDWA DL) is sample-specific unless otherwise stated elsewhere in this narrative. Radiochemistry sample results are reported with the count date/time applied as the Activity Reference Date. BA04496 EB-1 (400-185334-1), BA04497 PZ-5 (400-185334-2), BA04497 PZ-5 (400-185334-2[MS]), BA04497 PZ-5 (400-185334-2[MSD]), BA04498 FB-1 (400-185334-3), BA04499 MW-5 (400-185334-4), BA04500 MW-5 DUP (400-185334-5), BA04501 MW-2 (400-185334-6), BA04502 MW-11 (400-185334-7), BA04503 MW-3S (400-185334-8), BA04504 MW-3D (400-185334-9), BA04505 MW-6V (400-185334-10), BA04506 MW-6 (400-185334-11), BA04506 MW-6 (400-185334-11[MS]), BA04506 MW-6 (400-185334-11[MSD]), BA04507 MW-7S (400-185334-12), BA04508 MW-7D (400-185334-13), BA04509 FB-2 (400-185334-14), (LCS 160-464642/1-A) and (MB 160-464642/22-A)

Method 9315: Radium-226 Prep Batch 160-464655. Any minimum detectable concentration (MDC), critical value (DLC), or Safe Drinking Water Act detection limit (SDWA DL) is sample-specific unless otherwise stated elsewhere in this narrative. Radiochemistry sample results are reported with the count date/time applied as the Activity Reference Date. BA04639 MW-8D (400-185334-15), BA04640 MW-8S (400-185334-16), BA04641 MW-8S DUP (400-185334-17), BA04642 MW-9D (400-185334-18), BA04643 MW-9S (400-185334-19), BA04644 MW-16 (400-185334-20), BA04645 MW-15 (400-185334-21), BA04646 MW-14 (400-185334-22), BA04647 MW-4 (400-185334-23), BA04647 MW-4 (400-185334-23[MS]), BA04647 MW-4 (400-185334-23[MSD]), BA04648 MW-4V (400-185334-24), BA04649 MW-33H (400-185334-25), BA04952 MW-21 (400-185334-26), BA04953 MW-23 (400-185334-27), BA04954 MW-20HS (400-185334-28), BA04955 MW-20HS DUP (400-185334-29), BA04956 MW-20H (400-185334-30), BA04957 MW-32H (400-185334-31), BA04958 FB-4 (400-185334-32), (LCS 160-464655/1-A) and (MB 160-464655/22-A)

Method 9320: Ra-228 Prep Batch 160-464798. Any minimum detectable concentration (MDC), critical value (DLC), or Safe Drinking Water Act detection limit (SDWA DL) is sample-specific unless otherwise stated elsewhere in this narrative. Radiochemistry sample results are reported with the count date/time applied as the Activity Reference Date. BA04959 MW-1 (400-185334-33), BA04960 FB-3 (400-185334-34), BA04961 MW-34H (400-185334-35), BA04962 MW-19HA (400-185334-36), BA04963 MW-19HA DIS (400-185334-37), BA04964 MW-30H (400-185334-38), BA04965 MW-10 (400-185334-39), BA04966 MW-37H (400-185334-40), BA04967 MW-37H DUP (400-185334-41), BA04968 MW-28H (400-185334-42), BA04969 MW-13S (400-185334-43), BA04970 MW-13D (400-185334-44), BA04971 MW-18H (400-185334-45), BA04972 MW-17H (400-185334-46), BA04973 MW-35H (400-185334-47), BA04974 MW-12 (400-185334-48), BA04975 EB-2 (400-185334-49), (LCS 160-464798/1-A), (LCSD 160-464798/2-A) and (MB 160-464798/23-A)

Methods 9320: Ra-228 Prep Batch 160-464647. The matrix spike duplicate (400-185334-A-2-F MSD) precision for prep batch 160-464647 was outside control limits. Sample matrix interference and/or non-homogeneity are suspected because the associated laboratory control sample/laboratory sample control duplicate (LCS/LCSD) and other MS/MSD (400-185334-11 MS/D) precisions were within acceptance limits.

Methods 9320: Ra-228 Prep Batch 160-464647. Any minimum detectable concentration (MDC), critical value (DLC), or Safe Drinking Water Act detection limit (SDWA DL) is sample-specific unless otherwise stated elsewhere in this narrative. Radiochemistry sample results are reported with the count date/time applied as the Activity Reference Date. BA04496 EB-1 (400-185334-1), BA04497 PZ-5 (400-185334-2), BA04497 PZ-5 (400-185334-2[MS]), BA04497 PZ-5 (400-185334-2[MSD]), BA04498 FB-1 (400-185334-3), BA04499 MW-5 (400-185334-4), BA04500 MW-5 DUP (400-185334-5), BA04501 MW-2 (400-185334-6), BA04502 MW-11 (400-185334-7), BA04503 MW-3S (400-185334-8), BA04504 MW-3D (400-185334-9), BA04505 MW-6V (400-185334-10), BA04506 MW-6 (400-185334-11), BA04506 MW-6 (400-185334-11[MS]), BA04506 MW-6 (400-185334-11[MSD]), BA04507 MW-7S (400-185334-12), BA04508 MW-7D (400-185334-13), BA04509 FB-2 (400-185334-14), (LCS 160-464647/1-A) and (MB 160-464647/22-A)

## Job ID: 400-185334-1 (Continued)

### Laboratory: Eurofins TestAmerica, Pensacola (Continued)

Method 9320: Radium-228 Prep Batch 160-464659. Any minimum detectable concentration (MDC), critical value (DLC), or Safe Drinking Water Act detection limit (SDWA DL) is sample-specific unless otherwise stated elsewhere in this narrative. Radiochemistry sample results are reported with the count date/time applied as the Activity Reference Date. BA04639 MW-8D (400-185334-15), BA04640 MW-8S (400-185334-16), BA04641 MW-8S DUP (400-185334-17), BA04642 MW-9D (400-185334-18), BA04643 MW-9S (400-185334-19), BA04644 MW-16 (400-185334-20), BA04645 MW-15 (400-185334-21), BA04646 MW-14 (400-185334-22), BA04647 MW-4 (400-185334-23), BA04647 MW-4 (400-185334-23[MS]), BA04647 MW-4 (400-185334-23[MSD]), BA04648 MW-4V (400-185334-24), BA04649 MW-33H (400-185334-25), BA04952 MW-21 (400-185334-26), BA04953 MW-23 (400-185334-27), BA04954 MW-20HS (400-185334-28), BA04955 MW-20HS DUP (400-185334-29), BA04956 MW-20H (400-185334-30), BA04957 MW-32H (400-185334-31), BA04958 FB-4 (400-185334-32), (LCS 160-464659/1-A) and (MB 160-464659/22-A)

Method PrecSep_0: Radium 228 Prep batch 160-464659: The following samples were prepared at a reduced aliquot due to limited volume: BA04639 MW-8D (400-185334-15), BA04640 MW-8S (400-185334-16), BA04641 MW-8S DUP (400-185334-17), BA04642 MW-9D (400-185334-18), BA04643 MW-9S (400-185334-19), BA04644 MW-16 (400-185334-20), BA04645 MW-15 (400-185334-21), BA04646 MW-14 (400-185334-22), BA04647 MW-4 (400-185334-23), BA04647 MW-4 (400-185334-23[MS]), BA04647 MW-4 (400-185334-23[MSD]), BA04648 MW-4V (400-185334-24), BA04649 MW-33H (400-185334-25), BA04952 MW-21 (400-185334-26), BA04953 MW-23 (400-185334-27), BA04954 MW-20HS (400-185334-28), BA04955 MW-20HS DUP (400-185334-29), BA04956 MW-20H (400-185334-30), BA04957 MW-32H (400-185334-31) and BA04958 FB-4 (400-185334-32).

Method PrecSep_0: Radium 228 Prep batch 160-464647: The following samples were prepared at a reduced aliquot due to limited volume: BA04496 EB-1 (400-185334-1), BA04497 PZ-5 (400-185334-2), BA04497 PZ-5 (400-185334-2[MS]), BA04497 PZ-5 (400-185334-2[MSD]), BA04498 FB-1 (400-185334-3), BA04499 MW-5 (400-185334-4), BA04500 MW-5 DUP (400-185334-5), BA04501 MW-2 (400-185334-6), BA04502 MW-11 (400-185334-7), BA04503 MW-3S (400-185334-8), BA04504 MW-3D (400-185334-9), BA04505 MW-6V (400-185334-10), BA04506 MW-6 (400-185334-11), BA04506 MW-6 (400-185334-11[MS]), BA04506 MW-6 (400-185334-11[MSD]), BA04507 MW-7S (400-185334-12), BA04508 MW-7D (400-185334-13) and BA04509 FB-2 (400-185334-14).

Method PrecSep_0: Radium 228 Prep batch 160-46798: The following samples were prepared at a reduced aliquot due to limited volume: BA04959 MW-1 (400-185334-33), BA04960 FB-3 (400-185334-34), BA04961 MW-34H (400-185334-35), BA04962 MW-19HA (400-185334-36), BA04963 MW-19HA DIS (400-185334-37), BA04964 MW-30H (400-185334-38), BA04965 MW-10 (400-185334-39), BA04966 MW-37H (400-185334-40), BA04967 MW-37H DUP (400-185334-41), BA04968 MW-28H (400-185334-42), BA04969 MW-13S (400-185334-43), BA04970 MW-13D (400-185334-44), BA04971 MW-18H (400-185334-45), BA04972 MW-17H (400-185334-46), BA04973 MW-35H (400-185334-47), BA04974 MW-12 (400-185334-48) and BA04975 EB-2 (400-185334-49).

Method PrecSep_0: Radium 226 Prep Batch 464655: The barium carrier recovery is outside the upper control limit (110%) for the following sample: BA04953 MW-23 (400-185334-27). The sample(s) were heated at full heat for an extra 30 minutes to eliminate extra water molecules that could cause a high bias in carrier recovery with no significant change.

Method PrecSep-21: Radium 226 Prep batch 160-464655: The following samples were prepared at a reduced aliquot due to limited volume: BA04639 MW-8D (400-185334-15), BA04640 MW-8S (400-185334-16), BA04641 MW-8S DUP (400-185334-17), BA04642 MW-9D (400-185334-18), BA04643 MW-9S (400-185334-19), BA04644 MW-16 (400-185334-20), BA04645 MW-15 (400-185334-21), BA04646 MW-14 (400-185334-22), BA04647 MW-4 (400-185334-23), BA04647 MW-4 (400-185334-23[MS]), BA04647 MW-4 (400-185334-23[MSD]), BA04648 MW-4V (400-185334-24), BA04649 MW-33H (400-185334-25), BA04952 MW-21 (400-185334-26), BA04953 MW-23 (400-185334-27), BA04954 MW-20HS (400-185334-28), BA04955 MW-20HS DUP (400-185334-29), BA04956 MW-20H (400-185334-30), BA04957 MW-32H (400-185334-31) and BA04958 FB-4 (400-185334-32).

Method PrecSep-21: Radium 226 Prep batch 160-464642: The following samples were prepared at a reduced aliquot due to limited volume: BA04496 EB-1 (400-185334-1), BA04497 PZ-5 (400-185334-2), BA04497 PZ-5 (400-185334-2[MS]), BA04497 PZ-5 (400-185334-2[MSD]), BA04498 FB-1 (400-185334-3), BA04499 MW-5 (400-185334-4), BA04500 MW-5 DUP (400-185334-5), BA04501 MW-2 (400-185334-6), BA04502 MW-11 (400-185334-7), BA04503 MW-3S (400-185334-8), BA04504 MW-3D (400-185334-9), BA04505 MW-6V (400-185334-10), BA04506 MW-6 (400-185334-11), BA04506 MW-6 (400-185334-11[MS]), BA04506 MW-6 (400-185334-11[MSD]), BA04507 MW-7S (400-185334-12), BA04508 MW-7D (400-185334-13) and BA04509 FB-2 (400-185334-14).

Method PrecSep-21: Radium 226 Prep batch 160-464790: The following samples were prepared at a reduced aliquot due to limited volume: BA04959 MW-1 (400-185334-33), BA04960 FB-3 (400-185334-34), BA04961 MW-34H (400-185334-35), BA04962 MW-19HA (400-185334-36), BA04963 MW-19HA DIS (400-185334-37), BA04964 MW-30H (400-185334-38), BA04965 MW-10 (400-185334-39), BA04966 MW-37H (400-185334-40), BA04967 MW-37H DUP (400-185334-41), BA04968 MW-28H (400-185334-42), BA04969 MW-13S

## Job ID: 400-185334-1 (Continued)

### Laboratory: Eurofins TestAmerica, Pensacola (Continued)

(400-185334-43), BA04970 MW-13D (400-185334-44), BA04971 MW-18H (400-185334-45), BA04972 MW-17H (400-185334-46), BA04973 MW-35H (400-185334-47), BA04974 MW-12 (400-185334-48) and BA04975 EB-2 (400-185334-49).

Method PrecSep-21: Radium 226 Prep Batch 464655: The barium carrier recovery is outside the upper control limit (110%) for the following sample: BA04953 MW-23 (400-185334-27). The sample(s) were heated at full heat for an extra 30 minutes to eliminate extra water molecules that could cause a high bias in carrier recovery with no significant change.

**Metals**

Method ICP_Native Ba Carrier: The following sample was diluted to bring the concentration of target analytes within the calibration range: BA04953 MW-23 (400-185334-27). Elevated reporting limits (RLs) are provided.BA04953 MW-23 (400-185334-27)

Report revised to changed ID from MW-32 to MW-32H.

# Method Summary

Client: Alabama Power General Test Laboratory
Project/Site: CCR Plant Miller

Job ID: 400-185334-1
SDG: Miller Ash Pond 1265

| Method | Method Description | Protocol | Laboratory |
|---|---|---|---|
| 9315 | Radium-226 (GFPC) | SW846 | TAL SL |
| 9320 | Radium-228 (GFPC) | SW846 | TAL SL |
| Ra226_Ra228 | Combined Radium-226 and Radium-228 | TAL-STL | TAL SL |
| Ra226_Ra228 (D) | Combined Radium-226 and Radium-228 | TAL-STL | TAL SL |
| PrecSep_0 | Preparation, Precipitate Separation | None | TAL SL |
| PrecSep-21 | Preparation, Precipitate Separation (21-Day In-Growth) | None | TAL SL |

**Protocol References:**

None = None

SW846 = "Test Methods For Evaluating Solid Waste, Physical/Chemical Methods", Third Edition, November 1986 And Its Updates.

TAL-STL = TestAmerica Laboratories, St. Louis, Facility Standard Operating Procedure.

**Laboratory References:**

TAL SL = Eurofins TestAmerica, St. Louis, 13715 Rider Trail North, Earth City, MO 63045, TEL (314)298-8566

# Sample Summary

Client: Alabama Power General Test Laboratory
Project/Site: CCR Plant Miller

Job ID: 400-185334-1
SDG: Miller Ash Pond 1265

| Lab Sample ID | Client Sample ID | Matrix | Collected | Received | Asset ID |
|---|---|---|---|---|---|
| 400-185334-1 | BA04496 EB-1 | Water | 03/02/20 11:40 | 03/13/20 13:50 | |
| 400-185334-2 | BA04497 PZ-5 | Water | 03/02/20 12:57 | 03/13/20 13:50 | |
| 400-185334-3 | BA04498 FB-1 | Water | 03/02/20 13:45 | 03/13/20 13:50 | |
| 400-185334-4 | BA04499 MW-5 | Water | 03/02/20 14:00 | 03/13/20 13:50 | |
| 400-185334-5 | BA04500 MW-5 DUP | Water | 03/02/20 14:00 | 03/13/20 13:50 | |
| 400-185334-6 | BA04501 MW-2 | Water | 03/03/20 11:30 | 03/13/20 13:50 | |
| 400-185334-7 | BA04502 MW-11 | Water | 03/03/20 14:05 | 03/13/20 13:50 | |
| 400-185334-8 | BA04503 MW-3S | Water | 03/03/20 08:30 | 03/13/20 13:50 | |
| 400-185334-9 | BA04504 MW-3D | Water | 03/03/20 10:12 | 03/13/20 13:50 | |
| 400-185334-10 | BA04505 MW-6V | Water | 03/03/20 12:23 | 03/13/20 13:50 | |
| 400-185334-11 | BA04506 MW-6 | Water | 03/03/20 13:21 | 03/13/20 13:50 | |
| 400-185334-12 | BA04507 MW-7S | Water | 03/03/20 15:10 | 03/13/20 13:50 | |
| 400-185334-13 | BA04508 MW-7D | Water | 03/03/20 16:00 | 03/13/20 13:50 | |
| 400-185334-14 | BA04509 FB-2 | Water | 03/03/20 16:20 | 03/13/20 13:50 | |
| 400-185334-15 | BA04639 MW-8D | Water | 03/03/20 10:40 | 03/13/20 13:50 | |
| 400-185334-16 | BA04640 MW-8S | Water | 03/03/20 12:05 | 03/13/20 13:50 | |
| 400-185334-17 | BA04641 MW-8S DUP | Water | 03/03/20 12:05 | 03/13/20 13:50 | |
| 400-185334-18 | BA04642 MW-9D | Water | 03/03/20 13:28 | 03/13/20 13:50 | |
| 400-185334-19 | BA04643 MW-9S | Water | 03/03/20 14:50 | 03/13/20 13:50 | |
| 400-185334-20 | BA04644 MW-16 | Water | 03/03/20 16:05 | 03/13/20 13:50 | |
| 400-185334-21 | BA04645 MW-15 | Water | 03/04/20 10:45 | 03/13/20 13:50 | |
| 400-185334-22 | BA04646 MW-14 | Water | 03/04/20 12:25 | 03/13/20 13:50 | |
| 400-185334-23 | BA04647 MW-4 | Water | 03/04/20 14:07 | 03/13/20 13:50 | |
| 400-185334-24 | BA04648 MW-4V | Water | 03/04/20 15:10 | 03/13/20 13:50 | |
| 400-185334-25 | BA04649 MW-33H | Water | 03/05/20 08:58 | 03/13/20 13:50 | |
| 400-185334-26 | BA04952 MW-21 | Water | 03/09/20 13:52 | 03/13/20 13:50 | |
| 400-185334-27 | BA04953 MW-23 | Water | 03/09/20 17:25 | 03/13/20 13:50 | |
| 400-185334-28 | BA04954 MW-20HS | Water | 03/10/20 12:35 | 03/13/20 13:50 | |
| 400-185334-29 | BA04955 MW-20HS DUP | Water | 03/10/20 12:35 | 03/13/20 13:50 | |
| 400-185334-30 | BA04956 MW-20H | Water | 03/10/20 13:50 | 03/13/20 13:50 | |
| 400-185334-31 | BA04957 MW-32H | Water | 03/10/20 15:33 | 03/13/20 13:50 | |
| 400-185334-32 | BA04958 FB-4 | Water | 03/10/20 16:00 | 03/13/20 13:50 | |
| 400-185334-33 | BA04959 MW-1 | Water | 03/09/20 13:00 | 03/13/20 13:50 | |
| 400-185334-34 | BA04960 FB-3 | Water | 03/09/20 14:40 | 03/13/20 13:50 | |
| 400-185334-35 | BA04961 MW-34H | Water | 03/09/20 14:55 | 03/13/20 13:50 | |
| 400-185334-36 | BA04962 MW-19HA | Water | 03/09/20 16:10 | 03/13/20 13:50 | |
| 400-185334-37 | BA04963 MW-19HA DIS | Water | 03/09/20 16:10 | 03/13/20 13:50 | |
| 400-185334-38 | BA04964 MW-30H | Water | 03/10/20 12:50 | 03/13/20 13:50 | |
| 400-185334-39 | BA04965 MW-10 | Water | 03/09/20 12:26 | 03/13/20 13:50 | |
| 400-185334-40 | BA04966 MW-37H | Water | 03/09/20 13:40 | 03/13/20 13:50 | |
| 400-185334-41 | BA04967 MW-37H DUP | Water | 03/09/20 13:40 | 03/13/20 13:50 | |
| 400-185334-42 | BA04968 MW-28H | Water | 03/09/20 15:25 | 03/13/20 13:50 | |
| 400-185334-43 | BA04969 MW-13S | Water | 03/09/20 16:35 | 03/13/20 13:50 | |
| 400-185334-44 | BA04970 MW-13D | Water | 03/09/20 18:03 | 03/13/20 13:50 | |
| 400-185334-45 | BA04971 MW-18H | Water | 03/10/20 08:30 | 03/13/20 13:50 | |
| 400-185334-46 | BA04972 MW-17H | Water | 03/10/20 10:37 | 03/13/20 13:50 | |
| 400-185334-47 | BA04973 MW-35H | Water | 03/10/20 11:46 | 03/13/20 13:50 | |
| 400-185334-48 | BA04974 MW-12 | Water | 03/10/20 13:37 | 03/13/20 13:50 | |
| 400-185334-49 | BA04975 EB-2 | Water | 03/10/20 14:55 | 03/13/20 13:50 | |

## Client Sample ID: BA04496 EB-1

**Date Collected: 03/02/20 11:40**
**Date Received: 03/13/20 13:50**

## Lab Sample ID: 400-185334-1

**Matrix: Water**

### Method: 9315 - Radium-226 (GFPC)

| Analyte | Result | Qualifier | Count Uncert. (2σ+/-) | Total Uncert. (2σ+/-) | RL | MDC | Unit | Prepared | Analyzed | Dil Fac |
|---|---|---|---|---|---|---|---|---|---|---|
| Radium-226 | -0.0377 | U | 0.229 | 0.229 | 1.00 | 0.488 | pCi/L | 03/18/20 08:22 | 04/13/20 22:30 | 1 |

| *Carrier* | *%Yield* | *Qualifier* | *Limits* | *Prepared* | *Analyzed* | *Dil Fac* |
|---|---|---|---|---|---|---|
| *Ba Carrier* | *83.3* | | *40 - 110* | *03/18/20 08:22* | *04/13/20 22:30* | *1* |

### Method: 9320 - Radium-228 (GFPC)

| Analyte | Result | Qualifier | Count Uncert. (2σ+/-) | Total Uncert. (2σ+/-) | RL | MDC | Unit | Prepared | Analyzed | Dil Fac |
|---|---|---|---|---|---|---|---|---|---|---|
| Radium-228 | 0.442 | U F | 0.399 | 0.401 | 1.00 | 0.642 | pCi/L | 03/18/20 08:43 | 04/13/20 16:38 | 1 |

| *Carrier* | *%Yield* | *Qualifier* | *Limits* | *Prepared* | *Analyzed* | *Dil Fac* |
|---|---|---|---|---|---|---|
| *Ba Carrier* | *83.3* | | *40 - 110* | *03/18/20 08:43* | *04/13/20 16:38* | *1* |
| *Y Carrier* | *76.3* | | *40 - 110* | *03/18/20 08:43* | *04/13/20 16:38* | *1* |

### Method: Ra226_Ra228 - Combined Radium-226 and Radium-228

| Analyte | Result | Qualifier | Count Uncert. (2σ+/-) | Total Uncert. (2σ+/-) | RL | MDC | Unit | Prepared | Analyzed | Dil Fac |
|---|---|---|---|---|---|---|---|---|---|---|
| Combined Radium 226 + 228 | 0.404 | U | 0.460 | 0.462 | 5.00 | 0.642 | pCi/L | | 04/14/20 10:28 | 1 |

## Client Sample ID: BA04497 PZ-5

**Date Collected: 03/02/20 12:57**
**Date Received: 03/13/20 13:50**

## Lab Sample ID: 400-185334-2

**Matrix: Water**

### Method: 9315 - Radium-226 (GFPC)

| Analyte | Result | Qualifier | Count Uncert. (2σ+/-) | Total Uncert. (2σ+/-) | RL | MDC | Unit | Prepared | Analyzed | Dil Fac |
|---|---|---|---|---|---|---|---|---|---|---|
| Radium-226 | -0.0471 | U | 0.256 | 0.257 | 1.00 | 0.535 | pCi/L | 03/18/20 08:22 | 04/13/20 22:30 | 1 |

| *Carrier* | *%Yield* | *Qualifier* | *Limits* | *Prepared* | *Analyzed* | *Dil Fac* |
|---|---|---|---|---|---|---|
| *Ba Carrier* | *82.1* | | *40 - 110* | *03/18/20 08:22* | *04/13/20 22:30* | *1* |

### Method: 9320 - Radium-228 (GFPC)

| Analyte | Result | Qualifier | Count Uncert. (2σ+/-) | Total Uncert. (2σ+/-) | RL | MDC | Unit | Prepared | Analyzed | Dil Fac |
|---|---|---|---|---|---|---|---|---|---|---|
| Radium-228 | 0.260 | U F | 0.371 | 0.372 | 1.00 | 0.620 | pCi/L | 03/18/20 08:43 | 04/13/20 16:38 | 1 |

| *Carrier* | *%Yield* | *Qualifier* | *Limits* | *Prepared* | *Analyzed* | *Dil Fac* |
|---|---|---|---|---|---|---|
| *Ba Carrier* | *82.1* | | *40 - 110* | *03/18/20 08:43* | *04/13/20 16:38* | *1* |
| *Y Carrier* | *83.4* | | *40 - 110* | *03/18/20 08:43* | *04/13/20 16:38* | *1* |

### Method: Ra226_Ra228 - Combined Radium-226 and Radium-228

| Analyte | Result | Qualifier | Count Uncert. (2σ+/-) | Total Uncert. (2σ+/-) | RL | MDC | Unit | Prepared | Analyzed | Dil Fac |
|---|---|---|---|---|---|---|---|---|---|---|
| Combined Radium 226 + 228 | 0.213 | U | 0.451 | 0.452 | 5.00 | 0.620 | pCi/L | | 04/14/20 10:28 | 1 |

## Client Sample ID: BA04498 FB-1

**Date Collected: 03/02/20 13:45**
**Date Received: 03/13/20 13:50**

## Lab Sample ID: 400-185334-3

**Matrix: Water**

### Method: 9315 - Radium-226 (GFPC)

| Analyte | Result | Qualifier | Count Uncert. (2σ+/-) | Total Uncert. (2σ+/-) | RL | MDC | Unit | Prepared | Analyzed | Dil Fac |
|---|---|---|---|---|---|---|---|---|---|---|
| Radium-226 | 0.366 | U | 0.369 | 0.371 | 1.00 | 0.586 | pCi/L | 03/18/20 08:22 | 04/13/20 22:30 | 1 |

| *Carrier* | *%Yield* | *Qualifier* | *Limits* | *Prepared* | *Analyzed* | *Dil Fac* |
|---|---|---|---|---|---|---|
| *Ba Carrier* | *80.2* | | *40 - 110* | *03/18/20 08:22* | *04/13/20 22:30* | *1* |

### Method: 9320 - Radium-228 (GFPC)

| Analyte | Result | Qualifier | Count Uncert. (2σ+/-) | Total Uncert. (2σ+/-) | RL | MDC | Unit | Prepared | Analyzed | Dil Fac |
|---|---|---|---|---|---|---|---|---|---|---|
| Radium-228 | 0.498 | U F | 0.343 | 0.346 | 1.00 | 0.525 | pCi/L | 03/18/20 08:43 | 04/13/20 16:46 | 1 |

| *Carrier* | *%Yield* | *Qualifier* | *Limits* | *Prepared* | *Analyzed* | *Dil Fac* |
|---|---|---|---|---|---|---|
| *Ba Carrier* | *80.2* | | *40 - 110* | *03/18/20 08:43* | *04/13/20 16:46* | *1* |
| *Y Carrier* | *77.8* | | *40 - 110* | *03/18/20 08:43* | *04/13/20 16:46* | *1* |

### Method: Ra226_Ra228 - Combined Radium-226 and Radium-228

| Analyte | Result | Qualifier | Count Uncert. (2σ+/-) | Total Uncert. (2σ+/-) | RL | MDC | Unit | Prepared | Analyzed | Dil Fac |
|---|---|---|---|---|---|---|---|---|---|---|
| **Combined Radium 226 + 228** | **0.864** | | 0.504 | 0.507 | 5.00 | 0.586 | pCi/L | | 04/14/20 10:28 | 1 |

## Client Sample ID: BA04499 MW-5

**Date Collected: 03/02/20 14:00**
**Date Received: 03/13/20 13:50**

## Lab Sample ID: 400-185334-4

**Matrix: Water**

### Method: 9315 - Radium-226 (GFPC)

| Analyte | Result | Qualifier | Count Uncert. (2σ+/-) | Total Uncert. (2σ+/-) | RL | MDC | Unit | Prepared | Analyzed | Dil Fac |
|---|---|---|---|---|---|---|---|---|---|---|
| Radium-226 | -0.0224 | U | 0.202 | 0.202 | 1.00 | 0.440 | pCi/L | 03/18/20 08:22 | 04/13/20 22:31 | 1 |

| *Carrier* | *%Yield* | *Qualifier* | *Limits* | *Prepared* | *Analyzed* | *Dil Fac* |
|---|---|---|---|---|---|---|
| *Ba Carrier* | *77.0* | | *40 - 110* | *03/18/20 08:22* | *04/13/20 22:31* | *1* |

### Method: 9320 - Radium-228 (GFPC)

| Analyte | Result | Qualifier | Count Uncert. (2σ+/-) | Total Uncert. (2σ+/-) | RL | MDC | Unit | Prepared | Analyzed | Dil Fac |
|---|---|---|---|---|---|---|---|---|---|---|
| Radium-228 | 0.429 | U F | 0.342 | 0.345 | 1.00 | 0.537 | pCi/L | 03/18/20 08:43 | 04/13/20 16:46 | 1 |

| *Carrier* | *%Yield* | *Qualifier* | *Limits* | *Prepared* | *Analyzed* | *Dil Fac* |
|---|---|---|---|---|---|---|
| *Ba Carrier* | *77.0* | | *40 - 110* | *03/18/20 08:43* | *04/13/20 16:46* | *1* |
| *Y Carrier* | *79.3* | | *40 - 110* | *03/18/20 08:43* | *04/13/20 16:46* | *1* |

### Method: Ra226_Ra228 - Combined Radium-226 and Radium-228

| Analyte | Result | Qualifier | Count Uncert. (2σ+/-) | Total Uncert. (2σ+/-) | RL | MDC | Unit | Prepared | Analyzed | Dil Fac |
|---|---|---|---|---|---|---|---|---|---|---|
| Combined Radium 226 + 228 | 0.407 | U | 0.397 | 0.400 | 5.00 | 0.537 | pCi/L | | 04/14/20 10:28 | 1 |

Client: Alabama Power General Test Laboratory
Project/Site: CCR Plant Miller

Job ID: 400-185334-1
SDG: Miller Ash Pond 1265

## Client Sample ID: BA04500 MW-5 DUP

**Date Collected: 03/02/20 14:00**
**Date Received: 03/13/20 13:50**

## Lab Sample ID: 400-185334-5

**Matrix: Water**

### Method: 9315 - Radium-226 (GFPC)

| Analyte | Result | Qualifier | Count Uncert. (2σ+/-) | Total Uncert. (2σ+/-) | RL | MDC | Unit | Prepared | Analyzed | Dil Fac |
|---|---|---|---|---|---|---|---|---|---|---|
| Radium-226 | 0.0895 | U | 0.313 | 0.313 | 1.00 | 0.584 | pCi/L | 03/18/20 08:22 | 04/13/20 22:31 | 1 |

| *Carrier* | *%Yield* | *Qualifier* | *Limits* | *Prepared* | *Analyzed* | *Dil Fac* |
|---|---|---|---|---|---|---|
| *Ba Carrier* | *79.9* | | *40 - 110* | *03/18/20 08:22* | *04/13/20 22:31* | *1* |

### Method: 9320 - Radium-228 (GFPC)

| Analyte | Result | Qualifier | Count Uncert. (2σ+/-) | Total Uncert. (2σ+/-) | RL | MDC | Unit | Prepared | Analyzed | Dil Fac |
|---|---|---|---|---|---|---|---|---|---|---|
| **Radium-228** | **0.812** | **F** | 0.453 | 0.459 | 1.00 | 0.686 | pCi/L | 03/18/20 08:43 | 04/13/20 16:47 | 1 |

| *Carrier* | *%Yield* | *Qualifier* | *Limits* | *Prepared* | *Analyzed* | *Dil Fac* |
|---|---|---|---|---|---|---|
| *Ba Carrier* | *79.9* | | *40 - 110* | *03/18/20 08:43* | *04/13/20 16:47* | *1* |
| *Y Carrier* | *78.5* | | *40 - 110* | *03/18/20 08:43* | *04/13/20 16:47* | *1* |

### Method: Ra226_Ra228 - Combined Radium-226 and Radium-228

| Analyte | Result | Qualifier | Count Uncert. (2σ+/-) | Total Uncert. (2σ+/-) | RL | MDC | Unit | Prepared | Analyzed | Dil Fac |
|---|---|---|---|---|---|---|---|---|---|---|
| **Combined Radium 226 + 228** | **0.901** | | 0.551 | 0.556 | 5.00 | 0.686 | pCi/L | | 04/14/20 10:28 | 1 |

## Client Sample ID: BA04501 MW-2

**Date Collected: 03/03/20 11:30**
**Date Received: 03/13/20 13:50**

## Lab Sample ID: 400-185334-6

**Matrix: Water**

### Method: 9315 - Radium-226 (GFPC)

| Analyte | Result | Qualifier | Count Uncert. (2σ+/-) | Total Uncert. (2σ+/-) | RL | MDC | Unit | Prepared | Analyzed | Dil Fac |
|---|---|---|---|---|---|---|---|---|---|---|
| Radium-226 | 0.00964 | U | 0.233 | 0.233 | 1.00 | 0.476 | pCi/L | 03/18/20 08:22 | 04/13/20 22:31 | 1 |

| *Carrier* | *%Yield* | *Qualifier* | *Limits* | *Prepared* | *Analyzed* | *Dil Fac* |
|---|---|---|---|---|---|---|
| *Ba Carrier* | *84.9* | | *40 - 110* | *03/18/20 08:22* | *04/13/20 22:31* | *1* |

### Method: 9320 - Radium-228 (GFPC)

| Analyte | Result | Qualifier | Count Uncert. (2σ+/-) | Total Uncert. (2σ+/-) | RL | MDC | Unit | Prepared | Analyzed | Dil Fac |
|---|---|---|---|---|---|---|---|---|---|---|
| Radium-228 | 0.351 | U F | 0.316 | 0.318 | 1.00 | 0.506 | pCi/L | 03/18/20 08:43 | 04/13/20 16:47 | 1 |

| *Carrier* | *%Yield* | *Qualifier* | *Limits* | *Prepared* | *Analyzed* | *Dil Fac* |
|---|---|---|---|---|---|---|
| *Ba Carrier* | *84.9* | | *40 - 110* | *03/18/20 08:43* | *04/13/20 16:47* | *1* |
| *Y Carrier* | *78.9* | | *40 - 110* | *03/18/20 08:43* | *04/13/20 16:47* | *1* |

### Method: Ra226_Ra228 - Combined Radium-226 and Radium-228

| Analyte | Result | Qualifier | Count Uncert. (2σ+/-) | Total Uncert. (2σ+/-) | RL | MDC | Unit | Prepared | Analyzed | Dil Fac |
|---|---|---|---|---|---|---|---|---|---|---|
| Combined Radium 226 + 228 | 0.361 | U | 0.393 | 0.394 | 5.00 | 0.506 | pCi/L | | 04/14/20 10:28 | 1 |

## Client Sample ID: BA04502 MW-11

**Date Collected: 03/03/20 14:05**
**Date Received: 03/13/20 13:50**

## Lab Sample ID: 400-185334-7

**Matrix: Water**

### Method: 9315 - Radium-226 (GFPC)

| Analyte | Result | Qualifier | Count Uncert. (2σ+/-) | Total Uncert. (2σ+/-) | RL | MDC | Unit | Prepared | Analyzed | Dil Fac |
|---|---|---|---|---|---|---|---|---|---|---|
| Radium-226 | 0.0259 | U | 0.234 | 0.234 | 1.00 | 0.471 | pCi/L | 03/18/20 08:22 | 04/13/20 22:31 | 1 |

| *Carrier* | *%Yield* | *Qualifier* | *Limits* | *Prepared* | *Analyzed* | *Dil Fac* |
|---|---|---|---|---|---|---|
| *Ba Carrier* | *78.6* | | *40 - 110* | *03/18/20 08:22* | *04/13/20 22:31* | *1* |

### Method: 9320 - Radium-228 (GFPC)

| Analyte | Result | Qualifier | Count Uncert. (2σ+/-) | Total Uncert. (2σ+/-) | RL | MDC | Unit | Prepared | Analyzed | Dil Fac |
|---|---|---|---|---|---|---|---|---|---|---|
| Radium-228 | 0.201 | U F | 0.327 | 0.327 | 1.00 | 0.552 | pCi/L | 03/18/20 08:43 | 04/13/20 16:47 | 1 |

| *Carrier* | *%Yield* | *Qualifier* | *Limits* | *Prepared* | *Analyzed* | *Dil Fac* |
|---|---|---|---|---|---|---|
| *Ba Carrier* | *78.6* | | *40 - 110* | *03/18/20 08:43* | *04/13/20 16:47* | *1* |
| *Y Carrier* | *84.5* | | *40 - 110* | *03/18/20 08:43* | *04/13/20 16:47* | *1* |

### Method: Ra226_Ra228 - Combined Radium-226 and Radium-228

| Analyte | Result | Qualifier | Count Uncert. (2σ+/-) | Total Uncert. (2σ+/-) | RL | MDC | Unit | Prepared | Analyzed | Dil Fac |
|---|---|---|---|---|---|---|---|---|---|---|
| Combined Radium 226 + 228 | 0.227 | U | 0.402 | 0.402 | 5.00 | 0.552 | pCi/L | | 04/14/20 10:28 | 1 |

Client: Alabama Power General Test Laboratory
Project/Site: CCR Plant Miller

Job ID: 400-185334-1
SDG: Miller Ash Pond 1265

## Client Sample ID: BA04503 MW-3S

**Date Collected: 03/03/20 08:30**
**Date Received: 03/13/20 13:50**

## Lab Sample ID: 400-185334-8

**Matrix: Water**

### Method: 9315 - Radium-226 (GFPC)

| Analyte | Result | Qualifier | Count Uncert. (2σ+/-) | Total Uncert. (2σ+/-) | RL | MDC | Unit | Prepared | Analyzed | Dil Fac |
|---|---|---|---|---|---|---|---|---|---|---|
| Radium-226 | 0.194 | U | 0.304 | 0.305 | 1.00 | 0.524 | pCi/L | 03/18/20 08:22 | 04/13/20 22:31 | 1 |

| *Carrier* | *%Yield* | *Qualifier* | *Limits* | *Prepared* | *Analyzed* | *Dil Fac* |
|---|---|---|---|---|---|---|
| *Ba Carrier* | *82.7* | | *40 - 110* | *03/18/20 08:22* | *04/13/20 22:31* | *1* |

### Method: 9320 - Radium-228 (GFPC)

| Analyte | Result | Qualifier | Count Uncert. (2σ+/-) | Total Uncert. (2σ+/-) | RL | MDC | Unit | Prepared | Analyzed | Dil Fac |
|---|---|---|---|---|---|---|---|---|---|---|
| **Radium-228** | **0.626** | **F** | 0.361 | 0.365 | 1.00 | 0.539 | pCi/L | 03/18/20 08:43 | 04/13/20 16:47 | 1 |

| *Carrier* | *%Yield* | *Qualifier* | *Limits* | *Prepared* | *Analyzed* | *Dil Fac* |
|---|---|---|---|---|---|---|
| *Ba Carrier* | *82.7* | | *40 - 110* | *03/18/20 08:43* | *04/13/20 16:47* | *1* |
| *Y Carrier* | *80.4* | | *40 - 110* | *03/18/20 08:43* | *04/13/20 16:47* | *1* |

### Method: Ra226_Ra228 - Combined Radium-226 and Radium-228

| Analyte | Result | Qualifier | Count Uncert. (2σ+/-) | Total Uncert. (2σ+/-) | RL | MDC | Unit | Prepared | Analyzed | Dil Fac |
|---|---|---|---|---|---|---|---|---|---|---|
| **Combined Radium 226 + 228** | **0.821** | | 0.472 | 0.476 | 5.00 | 0.539 | pCi/L | | 04/14/20 10:28 | 1 |

## Client Sample ID: BA04504 MW-3D

**Date Collected: 03/03/20 10:12**
**Date Received: 03/13/20 13:50**

## Lab Sample ID: 400-185334-9

**Matrix: Water**

### Method: 9315 - Radium-226 (GFPC)

| Analyte | Result | Qualifier | Count Uncert. (2σ+/-) | Total Uncert. (2σ+/-) | RL | MDC | Unit | Prepared | Analyzed | Dil Fac |
|---|---|---|---|---|---|---|---|---|---|---|
| Radium-226 | 0.194 | U | 0.291 | 0.291 | 1.00 | 0.500 | pCi/L | 03/18/20 08:22 | 04/13/20 22:31 | 1 |

| *Carrier* | *%Yield* | *Qualifier* | *Limits* | *Prepared* | *Analyzed* | *Dil Fac* |
|---|---|---|---|---|---|---|
| *Ba Carrier* | *78.6* | | *40 - 110* | *03/18/20 08:22* | *04/13/20 22:31* | *1* |

### Method: 9320 - Radium-228 (GFPC)

| Analyte | Result | Qualifier | Count Uncert. (2σ+/-) | Total Uncert. (2σ+/-) | RL | MDC | Unit | Prepared | Analyzed | Dil Fac |
|---|---|---|---|---|---|---|---|---|---|---|
| Radium-228 | 0.0646 | U F | 0.348 | 0.348 | 1.00 | 0.615 | pCi/L | 03/18/20 08:43 | 04/13/20 16:47 | 1 |

| *Carrier* | *%Yield* | *Qualifier* | *Limits* | *Prepared* | *Analyzed* | *Dil Fac* |
|---|---|---|---|---|---|---|
| *Ba Carrier* | *78.6* | | *40 - 110* | *03/18/20 08:43* | *04/13/20 16:47* | *1* |
| *Y Carrier* | *78.1* | | *40 - 110* | *03/18/20 08:43* | *04/13/20 16:47* | *1* |

### Method: Ra226_Ra228 - Combined Radium-226 and Radium-228

| Analyte | Result | Qualifier | Count Uncert. (2σ+/-) | Total Uncert. (2σ+/-) | RL | MDC | Unit | Prepared | Analyzed | Dil Fac |
|---|---|---|---|---|---|---|---|---|---|---|
| Combined Radium 226 + 228 | 0.258 | U | 0.454 | 0.454 | 5.00 | 0.615 | pCi/L | | 04/14/20 10:28 | 1 |

## Client Sample ID: BA04505 MW-6V

**Date Collected: 03/03/20 12:23**
**Date Received: 03/13/20 13:50**

## Lab Sample ID: 400-185334-10

**Matrix: Water**

### Method: 9315 - Radium-226 (GFPC)

| Analyte | Result | Qualifier | Count Uncert. (2σ+/-) | Total Uncert. (2σ+/-) | RL | MDC | Unit | Prepared | Analyzed | Dil Fac |
|---|---|---|---|---|---|---|---|---|---|---|
| Radium-226 | 0.126 | U | 0.308 | 0.309 | 1.00 | 0.563 | pCi/L | 03/18/20 08:22 | 04/13/20 22:31 | 1 |

| *Carrier* | *%Yield* | *Qualifier* | *Limits* | *Prepared* | *Analyzed* | *Dil Fac* |
|---|---|---|---|---|---|---|
| *Ba Carrier* | *77.4* | | *40 - 110* | *03/18/20 08:22* | *04/13/20 22:31* | *1* |

### Method: 9320 - Radium-228 (GFPC)

| Analyte | Result | Qualifier | Count Uncert. (2σ+/-) | Total Uncert. (2σ+/-) | RL | MDC | Unit | Prepared | Analyzed | Dil Fac |
|---|---|---|---|---|---|---|---|---|---|---|
| Radium-228 | -0.180 | U F | 0.406 | 0.407 | 1.00 | 0.748 | pCi/L | 03/18/20 08:43 | 04/13/20 16:47 | 1 |

| *Carrier* | *%Yield* | *Qualifier* | *Limits* | *Prepared* | *Analyzed* | *Dil Fac* |
|---|---|---|---|---|---|---|
| *Ba Carrier* | *77.4* | | *40 - 110* | *03/18/20 08:43* | *04/13/20 16:47* | *1* |
| *Y Carrier* | *80.0* | | *40 - 110* | *03/18/20 08:43* | *04/13/20 16:47* | *1* |

### Method: Ra226_Ra228 - Combined Radium-226 and Radium-228

| Analyte | Result | Qualifier | Count Uncert. (2σ+/-) | Total Uncert. (2σ+/-) | RL | MDC | Unit | Prepared | Analyzed | Dil Fac |
|---|---|---|---|---|---|---|---|---|---|---|
| Combined Radium 226 + 228 | -0.0545 | U | 0.510 | 0.511 | 5.00 | 0.748 | pCi/L | | 04/14/20 10:28 | 1 |

## Client Sample ID: BA04506 MW-6

**Date Collected: 03/03/20 13:21**
**Date Received: 03/13/20 13:50**

## Lab Sample ID: 400-185334-11

**Matrix: Water**

### Method: 9315 - Radium-226 (GFPC)

| Analyte | Result | Qualifier | Count Uncert. (2σ+/-) | Total Uncert. (2σ+/-) | RL | MDC | Unit | Prepared | Analyzed | Dil Fac |
|---|---|---|---|---|---|---|---|---|---|---|
| Radium-226 | 0.00847 | U | 0.187 | 0.187 | 1.00 | 0.388 | pCi/L | 03/18/20 08:22 | 04/14/20 04:42 | 1 |

| *Carrier* | *%Yield* | *Qualifier* | *Limits* | *Prepared* | *Analyzed* | *Dil Fac* |
|---|---|---|---|---|---|---|
| *Ba Carrier* | *80.8* | | *40 - 110* | *03/18/20 08:22* | *04/14/20 04:42* | *1* |

### Method: 9320 - Radium-228 (GFPC)

| Analyte | Result | Qualifier | Count Uncert. (2σ+/-) | Total Uncert. (2σ+/-) | RL | MDC | Unit | Prepared | Analyzed | Dil Fac |
|---|---|---|---|---|---|---|---|---|---|---|
| Radium-228 | 0.168 | U F | 0.386 | 0.386 | 1.00 | 0.661 | pCi/L | 03/18/20 08:43 | 04/13/20 16:47 | 1 |

| *Carrier* | *%Yield* | *Qualifier* | *Limits* | *Prepared* | *Analyzed* | *Dil Fac* |
|---|---|---|---|---|---|---|
| *Ba Carrier* | *80.8* | | *40 - 110* | *03/18/20 08:43* | *04/13/20 16:47* | *1* |
| *Y Carrier* | *78.9* | | *40 - 110* | *03/18/20 08:43* | *04/13/20 16:47* | *1* |

### Method: Ra226_Ra228 - Combined Radium-226 and Radium-228

| Analyte | Result | Qualifier | Count Uncert. (2σ+/-) | Total Uncert. (2σ+/-) | RL | MDC | Unit | Prepared | Analyzed | Dil Fac |
|---|---|---|---|---|---|---|---|---|---|---|
| Combined Radium 226 + 228 | 0.177 | U | 0.429 | 0.429 | 5.00 | 0.661 | pCi/L | | 04/14/20 10:28 | 1 |

## Client Sample ID: BA04507 MW-7S

**Date Collected: 03/03/20 15:10**
**Date Received: 03/13/20 13:50**

## Lab Sample ID: 400-185334-12

**Matrix: Water**

### Method: 9315 - Radium-226 (GFPC)

| Analyte | Result | Qualifier | Count Uncert. (2σ+/-) | Total Uncert. (2σ+/-) | RL | MDC | Unit | Prepared | Analyzed | Dil Fac |
|---|---|---|---|---|---|---|---|---|---|---|
| Radium-226 | 0.102 | U | 0.258 | 0.258 | 1.00 | 0.473 | pCi/L | 03/18/20 08:22 | 04/14/20 04:42 | 1 |

| *Carrier* | *%Yield* | *Qualifier* | *Limits* | *Prepared* | *Analyzed* | *Dil Fac* |
|---|---|---|---|---|---|---|
| *Ba Carrier* | *78.3* | | *40 - 110* | *03/18/20 08:22* | *04/14/20 04:42* | *1* |

### Method: 9320 - Radium-228 (GFPC)

| Analyte | Result | Qualifier | Count Uncert. (2σ+/-) | Total Uncert. (2σ+/-) | RL | MDC | Unit | Prepared | Analyzed | Dil Fac |
|---|---|---|---|---|---|---|---|---|---|---|
| Radium-228 | 0.249 | U F | 0.361 | 0.362 | 1.00 | 0.606 | pCi/L | 03/18/20 08:43 | 04/13/20 16:48 | 1 |

| *Carrier* | *%Yield* | *Qualifier* | *Limits* | *Prepared* | *Analyzed* | *Dil Fac* |
|---|---|---|---|---|---|---|
| *Ba Carrier* | *78.3* | | *40 - 110* | *03/18/20 08:43* | *04/13/20 16:48* | *1* |
| *Y Carrier* | *78.5* | | *40 - 110* | *03/18/20 08:43* | *04/13/20 16:48* | *1* |

### Method: Ra226_Ra228 - Combined Radium-226 and Radium-228

| Analyte | Result | Qualifier | Count Uncert. (2σ+/-) | Total Uncert. (2σ+/-) | RL | MDC | Unit | Prepared | Analyzed | Dil Fac |
|---|---|---|---|---|---|---|---|---|---|---|
| Combined Radium 226 + 228 | 0.351 | U | 0.444 | 0.445 | 5.00 | 0.606 | pCi/L | | 04/14/20 10:28 | 1 |

## Client Sample ID: BA04508 MW-7D

**Date Collected: 03/03/20 16:00**
**Date Received: 03/13/20 13:50**

## Lab Sample ID: 400-185334-13

**Matrix: Water**

### Method: 9315 - Radium-226 (GFPC)

| Analyte | Result | Qualifier | Count Uncert. (2σ+/-) | Total Uncert. (2σ+/-) | RL | MDC | Unit | Prepared | Analyzed | Dil Fac |
|---|---|---|---|---|---|---|---|---|---|---|
| Radium-226 | -0.0345 | U | 0.210 | 0.210 | 1.00 | 0.447 | pCi/L | 03/18/20 08:22 | 04/14/20 04:43 | 1 |

| *Carrier* | *%Yield* | *Qualifier* | *Limits* | *Prepared* | *Analyzed* | *Dil Fac* |
|---|---|---|---|---|---|---|
| *Ba Carrier* | *81.4* | | *40 - 110* | *03/18/20 08:22* | *04/14/20 04:43* | *1* |

### Method: 9320 - Radium-228 (GFPC)

| Analyte | Result | Qualifier | Count Uncert. (2σ+/-) | Total Uncert. (2σ+/-) | RL | MDC | Unit | Prepared | Analyzed | Dil Fac |
|---|---|---|---|---|---|---|---|---|---|---|
| Radium-228 | 0.229 | U F | 0.311 | 0.312 | 1.00 | 0.520 | pCi/L | 03/18/20 08:43 | 04/13/20 16:48 | 1 |

| *Carrier* | *%Yield* | *Qualifier* | *Limits* | *Prepared* | *Analyzed* | *Dil Fac* |
|---|---|---|---|---|---|---|
| *Ba Carrier* | *81.4* | | *40 - 110* | *03/18/20 08:43* | *04/13/20 16:48* | *1* |
| *Y Carrier* | *83.4* | | *40 - 110* | *03/18/20 08:43* | *04/13/20 16:48* | *1* |

### Method: Ra226_Ra228 - Combined Radium-226 and Radium-228

| Analyte | Result | Qualifier | Count Uncert. (2σ+/-) | Total Uncert. (2σ+/-) | RL | MDC | Unit | Prepared | Analyzed | Dil Fac |
|---|---|---|---|---|---|---|---|---|---|---|
| Combined Radium 226 + 228 | 0.194 | U | 0.375 | 0.376 | 5.00 | 0.520 | pCi/L | | 04/14/20 10:28 | 1 |

## Client Sample ID: BA04509 FB-2

**Date Collected: 03/03/20 16:20**
**Date Received: 03/13/20 13:50**

## Lab Sample ID: 400-185334-14

**Matrix: Water**

### Method: 9315 - Radium-226 (GFPC)

| Analyte | Result | Qualifier | Count Uncert. (2σ+/-) | Total Uncert. (2σ+/-) | RL | MDC | Unit | Prepared | Analyzed | Dil Fac |
|---|---|---|---|---|---|---|---|---|---|---|
| Radium-226 | 0.236 | U | 0.287 | 0.288 | 1.00 | 0.473 | pCi/L | 03/18/20 08:22 | 04/14/20 04:43 | 1 |

| *Carrier* | *%Yield* | *Qualifier* | *Limits* | *Prepared* | *Analyzed* | *Dil Fac* |
|---|---|---|---|---|---|---|
| *Ba Carrier* | *83.6* | | *40 - 110* | *03/18/20 08:22* | *04/14/20 04:43* | *1* |

### Method: 9320 - Radium-228 (GFPC)

| Analyte | Result | Qualifier | Count Uncert. (2σ+/-) | Total Uncert. (2σ+/-) | RL | MDC | Unit | Prepared | Analyzed | Dil Fac |
|---|---|---|---|---|---|---|---|---|---|---|
| Radium-228 | 0.0680 | U F | 0.319 | 0.319 | 1.00 | 0.564 | pCi/L | 03/18/20 08:43 | 04/13/20 16:48 | 1 |

| *Carrier* | *%Yield* | *Qualifier* | *Limits* | *Prepared* | *Analyzed* | *Dil Fac* |
|---|---|---|---|---|---|---|
| *Ba Carrier* | *83.6* | | *40 - 110* | *03/18/20 08:43* | *04/13/20 16:48* | *1* |
| *Y Carrier* | *77.4* | | *40 - 110* | *03/18/20 08:43* | *04/13/20 16:48* | *1* |

### Method: Ra226_Ra228 - Combined Radium-226 and Radium-228

| Analyte | Result | Qualifier | Count Uncert. (2σ+/-) | Total Uncert. (2σ+/-) | RL | MDC | Unit | Prepared | Analyzed | Dil Fac |
|---|---|---|---|---|---|---|---|---|---|---|
| Combined Radium 226 + 228 | 0.304 | U | 0.429 | 0.430 | 5.00 | 0.564 | pCi/L | | 04/14/20 10:28 | 1 |

## Client Sample ID: BA04639 MW-8D

**Date Collected: 03/03/20 10:40**
**Date Received: 03/13/20 13:50**

## Lab Sample ID: 400-185334-15

**Matrix: Water**

### Method: 9315 - Radium-226 (GFPC)

| Analyte | Result | Qualifier | Count Uncert. (2σ+/-) | Total Uncert. (2σ+/-) | RL | MDC | Unit | Prepared | Analyzed | Dil Fac |
|---|---|---|---|---|---|---|---|---|---|---|
| Radium-226 | 0.101 | U | 0.208 | 0.208 | 1.00 | 0.376 | pCi/L | 03/18/20 09:04 | 04/15/20 13:44 | 1 |

| *Carrier* | *%Yield* | *Qualifier* | *Limits* | *Prepared* | *Analyzed* | *Dil Fac* |
|---|---|---|---|---|---|---|
| *Ba Carrier* | *79.6* | | *40 - 110* | *03/18/20 09:04* | *04/15/20 13:44* | *1* |

### Method: 9320 - Radium-228 (GFPC)

| Analyte | Result | Qualifier | Count Uncert. (2σ+/-) | Total Uncert. (2σ+/-) | RL | MDC | Unit | Prepared | Analyzed | Dil Fac |
|---|---|---|---|---|---|---|---|---|---|---|
| Radium-228 | 0.210 | U | 0.368 | 0.369 | 1.00 | 0.624 | pCi/L | 03/18/20 09:21 | 04/14/20 17:23 | 1 |

| *Carrier* | *%Yield* | *Qualifier* | *Limits* | *Prepared* | *Analyzed* | *Dil Fac* |
|---|---|---|---|---|---|---|
| *Ba Carrier* | *79.6* | | *40 - 110* | *03/18/20 09:21* | *04/14/20 17:23* | *1* |
| *Y Carrier* | *83.4* | | *40 - 110* | *03/18/20 09:21* | *04/14/20 17:23* | *1* |

### Method: Ra226_Ra228 - Combined Radium-226 and Radium-228

| Analyte | Result | Qualifier | Count Uncert. (2σ+/-) | Total Uncert. (2σ+/-) | RL | MDC | Unit | Prepared | Analyzed | Dil Fac |
|---|---|---|---|---|---|---|---|---|---|---|
| Combined Radium 226 + 228 | 0.311 | U | 0.423 | 0.424 | 5.00 | 0.624 | pCi/L | | 04/27/20 12:31 | 1 |

## Client Sample ID: BA04640 MW-8S

**Date Collected: 03/03/20 12:05**
**Date Received: 03/13/20 13:50**

## Lab Sample ID: 400-185334-16

**Matrix: Water**

### Method: 9315 - Radium-226 (GFPC)

| Analyte | Result | Qualifier | Count Uncert. (2σ+/-) | Total Uncert. (2σ+/-) | RL | MDC | Unit | Prepared | Analyzed | Dil Fac |
|---|---|---|---|---|---|---|---|---|---|---|
| Radium-226 | -0.00541 | U | 0.205 | 0.205 | 1.00 | 0.420 | pCi/L | 03/18/20 09:04 | 04/15/20 13:44 | 1 |

| *Carrier* | *%Yield* | *Qualifier* | *Limits* | *Prepared* | *Analyzed* | *Dil Fac* |
|---|---|---|---|---|---|---|
| *Ba Carrier* | *77.0* | | *40 - 110* | *03/18/20 09:04* | *04/15/20 13:44* | *1* |

### Method: 9320 - Radium-228 (GFPC)

| Analyte | Result | Qualifier | Count Uncert. (2σ+/-) | Total Uncert. (2σ+/-) | RL | MDC | Unit | Prepared | Analyzed | Dil Fac |
|---|---|---|---|---|---|---|---|---|---|---|
| Radium-228 | -0.136 | U | 0.404 | 0.404 | 1.00 | 0.740 | pCi/L | 03/18/20 09:21 | 04/14/20 17:23 | 1 |

| *Carrier* | *%Yield* | *Qualifier* | *Limits* | *Prepared* | *Analyzed* | *Dil Fac* |
|---|---|---|---|---|---|---|
| *Ba Carrier* | *77.0* | | *40 - 110* | *03/18/20 09:21* | *04/14/20 17:23* | *1* |
| *Y Carrier* | *79.3* | | *40 - 110* | *03/18/20 09:21* | *04/14/20 17:23* | *1* |

### Method: Ra226_Ra228 - Combined Radium-226 and Radium-228

| Analyte | Result | Qualifier | Count Uncert. (2σ+/-) | Total Uncert. (2σ+/-) | RL | MDC | Unit | Prepared | Analyzed | Dil Fac |
|---|---|---|---|---|---|---|---|---|---|---|
| Combined Radium 226 + 228 | -0.142 | U | 0.453 | 0.453 | 5.00 | 0.740 | pCi/L | | 04/27/20 12:31 | 1 |

## Client Sample ID: BA04641 MW-8S DUP

**Date Collected: 03/03/20 12:05**
**Date Received: 03/13/20 13:50**

## Lab Sample ID: 400-185334-17

**Matrix: Water**

### Method: 9315 - Radium-226 (GFPC)

| Analyte | Result | Qualifier | Count Uncert. (2σ+/-) | Total Uncert. (2σ+/-) | RL | MDC | Unit | Prepared | Analyzed | Dil Fac |
|---|---|---|---|---|---|---|---|---|---|---|
| Radium-226 | 0.166 | U | 0.294 | 0.294 | 1.00 | 0.514 | pCi/L | 03/18/20 09:04 | 04/15/20 13:44 | 1 |

| *Carrier* | *%Yield* | *Qualifier* | *Limits* | *Prepared* | *Analyzed* | *Dil Fac* |
|---|---|---|---|---|---|---|
| *Ba Carrier* | *67.0* | | *40 - 110* | *03/18/20 09:04* | *04/15/20 13:44* | *1* |

### Method: 9320 - Radium-228 (GFPC)

| Analyte | Result | Qualifier | Count Uncert. (2σ+/-) | Total Uncert. (2σ+/-) | RL | MDC | Unit | Prepared | Analyzed | Dil Fac |
|---|---|---|---|---|---|---|---|---|---|---|
| Radium-228 | 0.152 | U | 0.397 | 0.398 | 1.00 | 0.689 | pCi/L | 03/18/20 09:21 | 04/14/20 17:23 | 1 |

| *Carrier* | *%Yield* | *Qualifier* | *Limits* | *Prepared* | *Analyzed* | *Dil Fac* |
|---|---|---|---|---|---|---|
| *Ba Carrier* | *67.0* | | *40 - 110* | *03/18/20 09:21* | *04/14/20 17:23* | *1* |
| *Y Carrier* | *81.9* | | *40 - 110* | *03/18/20 09:21* | *04/14/20 17:23* | *1* |

### Method: Ra226_Ra228 - Combined Radium-226 and Radium-228

| Analyte | Result | Qualifier | Count Uncert. (2σ+/-) | Total Uncert. (2σ+/-) | RL | MDC | Unit | Prepared | Analyzed | Dil Fac |
|---|---|---|---|---|---|---|---|---|---|---|
| Combined Radium 226 + 228 | 0.318 | U | 0.494 | 0.495 | 5.00 | 0.689 | pCi/L | | 04/27/20 12:31 | 1 |

## Client Sample ID: BA04642 MW-9D

**Date Collected: 03/03/20 13:28**
**Date Received: 03/13/20 13:50**

## Lab Sample ID: 400-185334-18

**Matrix: Water**

### Method: 9315 - Radium-226 (GFPC)

| Analyte | Result | Qualifier | Count Uncert. (2σ+/-) | Total Uncert. (2σ+/-) | RL | MDC | Unit | Prepared | Analyzed | Dil Fac |
|---|---|---|---|---|---|---|---|---|---|---|
| Radium-226 | 0.233 | U | 0.204 | 0.205 | 1.00 | 0.302 | pCi/L | 03/18/20 09:04 | 04/15/20 13:45 | 1 |

| *Carrier* | *%Yield* | *Qualifier* | *Limits* | *Prepared* | *Analyzed* | *Dil Fac* |
|---|---|---|---|---|---|---|
| *Ba Carrier* | *90.6* | | *40 - 110* | *03/18/20 09:04* | *04/15/20 13:45* | *1* |

### Method: 9320 - Radium-228 (GFPC)

| Analyte | Result | Qualifier | Count Uncert. (2σ+/-) | Total Uncert. (2σ+/-) | RL | MDC | Unit | Prepared | Analyzed | Dil Fac |
|---|---|---|---|---|---|---|---|---|---|---|
| **Radium-228** | **0.641** | | 0.349 | 0.354 | 1.00 | 0.519 | pCi/L | 03/18/20 09:21 | 04/14/20 17:23 | 1 |

| *Carrier* | *%Yield* | *Qualifier* | *Limits* | *Prepared* | *Analyzed* | *Dil Fac* |
|---|---|---|---|---|---|---|
| *Ba Carrier* | *90.6* | | *40 - 110* | *03/18/20 09:21* | *04/14/20 17:23* | *1* |
| *Y Carrier* | *82.6* | | *40 - 110* | *03/18/20 09:21* | *04/14/20 17:23* | *1* |

### Method: Ra226_Ra228 - Combined Radium-226 and Radium-228

| Analyte | Result | Qualifier | Count Uncert. (2σ+/-) | Total Uncert. (2σ+/-) | RL | MDC | Unit | Prepared | Analyzed | Dil Fac |
|---|---|---|---|---|---|---|---|---|---|---|
| **Combined Radium 226 + 228** | **0.874** | | 0.404 | 0.409 | 5.00 | 0.519 | pCi/L | | 04/27/20 12:31 | 1 |

## Client Sample ID: BA04643 MW-9S

**Date Collected: 03/03/20 14:50**
**Date Received: 03/13/20 13:50**

## Lab Sample ID: 400-185334-19

**Matrix: Water**

### Method: 9315 - Radium-226 (GFPC)

| Analyte | Result | Qualifier | Count Uncert. (2σ+/-) | Total Uncert. (2σ+/-) | RL | MDC | Unit | Prepared | Analyzed | Dil Fac |
|---|---|---|---|---|---|---|---|---|---|---|
| Radium-226 | 0.125 | U | 0.193 | 0.193 | 1.00 | 0.334 | pCi/L | 03/18/20 09:04 | 04/15/20 13:45 | 1 |

| *Carrier* | *%Yield* | *Qualifier* | *Limits* | *Prepared* | *Analyzed* | *Dil Fac* |
|---|---|---|---|---|---|---|
| *Ba Carrier* | *82.4* | | *40 - 110* | *03/18/20 09:04* | *04/15/20 13:45* | *1* |

### Method: 9320 - Radium-228 (GFPC)

| Analyte | Result | Qualifier | Count Uncert. (2σ+/-) | Total Uncert. (2σ+/-) | RL | MDC | Unit | Prepared | Analyzed | Dil Fac |
|---|---|---|---|---|---|---|---|---|---|---|
| Radium-228 | 0.0667 | U | 0.331 | 0.331 | 1.00 | 0.584 | pCi/L | 03/18/20 09:21 | 04/14/20 17:23 | 1 |

| *Carrier* | *%Yield* | *Qualifier* | *Limits* | *Prepared* | *Analyzed* | *Dil Fac* |
|---|---|---|---|---|---|---|
| *Ba Carrier* | *82.4* | | *40 - 110* | *03/18/20 09:21* | *04/14/20 17:23* | *1* |
| *Y Carrier* | *83.4* | | *40 - 110* | *03/18/20 09:21* | *04/14/20 17:23* | *1* |

### Method: Ra226_Ra228 - Combined Radium-226 and Radium-228

| Analyte | Result | Qualifier | Count Uncert. (2σ+/-) | Total Uncert. (2σ+/-) | RL | MDC | Unit | Prepared | Analyzed | Dil Fac |
|---|---|---|---|---|---|---|---|---|---|---|
| Combined Radium 226 + 228 | 0.192 | U | 0.383 | 0.383 | 5.00 | 0.584 | pCi/L | | 04/27/20 12:31 | 1 |

## Client Sample ID: BA04644 MW-16

**Date Collected: 03/03/20 16:05**
**Date Received: 03/13/20 13:50**

## Lab Sample ID: 400-185334-20

**Matrix: Water**

### Method: 9315 - Radium-226 (GFPC)

| Analyte | Result | Qualifier | Count Uncert. (2σ+/-) | Total Uncert. (2σ+/-) | RL | MDC | Unit | Prepared | Analyzed | Dil Fac |
|---|---|---|---|---|---|---|---|---|---|---|
| Radium-226 | 0.0181 | U | 0.162 | 0.162 | 1.00 | 0.335 | pCi/L | 03/18/20 09:04 | 04/15/20 13:45 | 1 |

| *Carrier* | *%Yield* | *Qualifier* | *Limits* | *Prepared* | *Analyzed* | *Dil Fac* |
|---|---|---|---|---|---|---|
| *Ba Carrier* | *80.2* | | *40 - 110* | *03/18/20 09:04* | *04/15/20 13:45* | *1* |

### Method: 9320 - Radium-228 (GFPC)

| Analyte | Result | Qualifier | Count Uncert. (2σ+/-) | Total Uncert. (2σ+/-) | RL | MDC | Unit | Prepared | Analyzed | Dil Fac |
|---|---|---|---|---|---|---|---|---|---|---|
| Radium-228 | -0.0719 | U | 0.339 | 0.339 | 1.00 | 0.621 | pCi/L | 03/18/20 09:21 | 04/14/20 17:23 | 1 |

| *Carrier* | *%Yield* | *Qualifier* | *Limits* | *Prepared* | *Analyzed* | *Dil Fac* |
|---|---|---|---|---|---|---|
| *Ba Carrier* | *80.2* | | *40 - 110* | *03/18/20 09:21* | *04/14/20 17:23* | *1* |
| *Y Carrier* | *83.4* | | *40 - 110* | *03/18/20 09:21* | *04/14/20 17:23* | *1* |

### Method: Ra226_Ra228 - Combined Radium-226 and Radium-228

| Analyte | Result | Qualifier | Count Uncert. (2σ+/-) | Total Uncert. (2σ+/-) | RL | MDC | Unit | Prepared | Analyzed | Dil Fac |
|---|---|---|---|---|---|---|---|---|---|---|
| Combined Radium 226 + 228 | -0.0538 | U | 0.376 | 0.376 | 5.00 | 0.621 | pCi/L | | 04/27/20 12:31 | 1 |

## Client Sample ID: BA04645 MW-15

**Date Collected: 03/04/20 10:45**
**Date Received: 03/13/20 13:50**

## Lab Sample ID: 400-185334-21

**Matrix: Water**

### Method: 9315 - Radium-226 (GFPC)

| Analyte | Result | Qualifier | Count Uncert. (2σ+/-) | Total Uncert. (2σ+/-) | RL | MDC | Unit | Prepared | Analyzed | Dil Fac |
|---|---|---|---|---|---|---|---|---|---|---|
| Radium-226 | 0.223 | U | 0.297 | 0.297 | 1.00 | 0.497 | pCi/L | 03/18/20 09:04 | 04/15/20 13:45 | 1 |

| *Carrier* | *%Yield* | *Qualifier* | *Limits* | *Prepared* | *Analyzed* | *Dil Fac* |
|---|---|---|---|---|---|---|
| *Ba Carrier* | *75.2* | | *40 - 110* | *03/18/20 09:04* | *04/15/20 13:45* | *1* |

### Method: 9320 - Radium-228 (GFPC)

| Analyte | Result | Qualifier | Count Uncert. (2σ+/-) | Total Uncert. (2σ+/-) | RL | MDC | Unit | Prepared | Analyzed | Dil Fac |
|---|---|---|---|---|---|---|---|---|---|---|
| Radium-228 | 0.114 | U | 0.379 | 0.380 | 1.00 | 0.661 | pCi/L | 03/18/20 09:21 | 04/14/20 17:23 | 1 |

| *Carrier* | *%Yield* | *Qualifier* | *Limits* | *Prepared* | *Analyzed* | *Dil Fac* |
|---|---|---|---|---|---|---|
| *Ba Carrier* | *75.2* | | *40 - 110* | *03/18/20 09:21* | *04/14/20 17:23* | *1* |
| *Y Carrier* | *83.4* | | *40 - 110* | *03/18/20 09:21* | *04/14/20 17:23* | *1* |

### Method: Ra226_Ra228 - Combined Radium-226 and Radium-228

| Analyte | Result | Qualifier | Count Uncert. (2σ+/-) | Total Uncert. (2σ+/-) | RL | MDC | Unit | Prepared | Analyzed | Dil Fac |
|---|---|---|---|---|---|---|---|---|---|---|
| Combined Radium 226 + 228 | 0.337 | U | 0.482 | 0.482 | 5.00 | 0.661 | pCi/L | | 04/27/20 12:31 | 1 |

## Client Sample ID: BA04646 MW-14

**Date Collected: 03/04/20 12:25**
**Date Received: 03/13/20 13:50**

## Lab Sample ID: 400-185334-22

**Matrix: Water**

### Method: 9315 - Radium-226 (GFPC)

| Analyte | Result | Qualifier | Count Uncert. (2σ+/-) | Total Uncert. (2σ+/-) | RL | MDC | Unit | Prepared | Analyzed | Dil Fac |
|---|---|---|---|---|---|---|---|---|---|---|
| **Radium-226** | **0.368** | | 0.245 | 0.247 | 1.00 | 0.331 | pCi/L | 03/18/20 09:04 | 04/15/20 13:46 | 1 |

| *Carrier* | *%Yield* | *Qualifier* | *Limits* | *Prepared* | *Analyzed* | *Dil Fac* |
|---|---|---|---|---|---|---|
| *Ba Carrier* | *83.6* | | *40 - 110* | *03/18/20 09:04* | *04/15/20 13:46* | *1* |

### Method: 9320 - Radium-228 (GFPC)

| Analyte | Result | Qualifier | Count Uncert. (2σ+/-) | Total Uncert. (2σ+/-) | RL | MDC | Unit | Prepared | Analyzed | Dil Fac |
|---|---|---|---|---|---|---|---|---|---|---|
| Radium-228 | 0.269 | U | 0.364 | 0.365 | 1.00 | 0.607 | pCi/L | 03/18/20 09:21 | 04/14/20 17:23 | 1 |

| *Carrier* | *%Yield* | *Qualifier* | *Limits* | *Prepared* | *Analyzed* | *Dil Fac* |
|---|---|---|---|---|---|---|
| *Ba Carrier* | *83.6* | | *40 - 110* | *03/18/20 09:21* | *04/14/20 17:23* | *1* |
| *Y Carrier* | *82.2* | | *40 - 110* | *03/18/20 09:21* | *04/14/20 17:23* | *1* |

### Method: Ra226_Ra228 - Combined Radium-226 and Radium-228

| Analyte | Result | Qualifier | Count Uncert. (2σ+/-) | Total Uncert. (2σ+/-) | RL | MDC | Unit | Prepared | Analyzed | Dil Fac |
|---|---|---|---|---|---|---|---|---|---|---|
| **Combined Radium 226 + 228** | **0.637** | | 0.439 | 0.441 | 5.00 | 0.607 | pCi/L | | 04/27/20 12:31 | 1 |

## Client Sample ID: BA04647 MW-4

**Date Collected: 03/04/20 14:07**
**Date Received: 03/13/20 13:50**

## Lab Sample ID: 400-185334-23

**Matrix: Water**

### Method: 9315 - Radium-226 (GFPC)

| Analyte | Result | Qualifier | Count Uncert. (2σ+/-) | Total Uncert. (2σ+/-) | RL | MDC | Unit | Prepared | Analyzed | Dil Fac |
|---|---|---|---|---|---|---|---|---|---|---|
| Radium-226 | 0.100 | U | 0.258 | 0.258 | 1.00 | 0.471 | pCi/L | 03/18/20 09:04 | 04/15/20 13:46 | 1 |

| *Carrier* | *%Yield* | *Qualifier* | *Limits* | *Prepared* | *Analyzed* | *Dil Fac* |
|---|---|---|---|---|---|---|
| *Ba Carrier* | *79.9* | | *40 - 110* | *03/18/20 09:04* | *04/15/20 13:46* | *1* |

### Method: 9320 - Radium-228 (GFPC)

| Analyte | Result | Qualifier | Count Uncert. (2σ+/-) | Total Uncert. (2σ+/-) | RL | MDC | Unit | Prepared | Analyzed | Dil Fac |
|---|---|---|---|---|---|---|---|---|---|---|
| Radium-228 | 0.210 | U | 0.348 | 0.348 | 1.00 | 0.589 | pCi/L | 03/18/20 09:21 | 04/14/20 17:23 | 1 |

| *Carrier* | *%Yield* | *Qualifier* | *Limits* | *Prepared* | *Analyzed* | *Dil Fac* |
|---|---|---|---|---|---|---|
| *Ba Carrier* | *79.9* | | *40 - 110* | *03/18/20 09:21* | *04/14/20 17:23* | *1* |
| *Y Carrier* | *82.6* | | *40 - 110* | *03/18/20 09:21* | *04/14/20 17:23* | *1* |

### Method: Ra226_Ra228 - Combined Radium-226 and Radium-228

| Analyte | Result | Qualifier | Count Uncert. (2σ+/-) | Total Uncert. (2σ+/-) | RL | MDC | Unit | Prepared | Analyzed | Dil Fac |
|---|---|---|---|---|---|---|---|---|---|---|
| Combined Radium 226 + 228 | 0.310 | U | 0.433 | 0.433 | 5.00 | 0.589 | pCi/L | | 04/27/20 12:31 | 1 |

## Client Sample ID: BA04648 MW-4V

**Date Collected: 03/04/20 15:10**
**Date Received: 03/13/20 13:50**

## Lab Sample ID: 400-185334-24

**Matrix: Water**

### Method: 9315 - Radium-226 (GFPC)

| Analyte | Result | Qualifier | Count Uncert. (2σ+/-) | Total Uncert. (2σ+/-) | RL | MDC | Unit | Prepared | Analyzed | Dil Fac |
|---|---|---|---|---|---|---|---|---|---|---|
| Radium-226 | -0.0209 | U | 0.212 | 0.212 | 1.00 | 0.436 | pCi/L | 03/18/20 09:04 | 04/15/20 13:46 | 1 |

| *Carrier* | *%Yield* | *Qualifier* | *Limits* | *Prepared* | *Analyzed* | *Dil Fac* |
|---|---|---|---|---|---|---|
| *Ba Carrier* | *79.6* | | *40 - 110* | *03/18/20 09:04* | *04/15/20 13:46* | *1* |

### Method: 9320 - Radium-228 (GFPC)

| Analyte | Result | Qualifier | Count Uncert. (2σ+/-) | Total Uncert. (2σ+/-) | RL | MDC | Unit | Prepared | Analyzed | Dil Fac |
|---|---|---|---|---|---|---|---|---|---|---|
| Radium-228 | 0.181 | U | 0.341 | 0.342 | 1.00 | 0.584 | pCi/L | 03/18/20 09:21 | 04/14/20 17:24 | 1 |

| *Carrier* | *%Yield* | *Qualifier* | *Limits* | *Prepared* | *Analyzed* | *Dil Fac* |
|---|---|---|---|---|---|---|
| *Ba Carrier* | *79.6* | | *40 - 110* | *03/18/20 09:21* | *04/14/20 17:24* | *1* |
| *Y Carrier* | *80.4* | | *40 - 110* | *03/18/20 09:21* | *04/14/20 17:24* | *1* |

### Method: Ra226_Ra228 - Combined Radium-226 and Radium-228

| Analyte | Result | Qualifier | Count Uncert. (2σ+/-) | Total Uncert. (2σ+/-) | RL | MDC | Unit | Prepared | Analyzed | Dil Fac |
|---|---|---|---|---|---|---|---|---|---|---|
| Combined Radium 226 + 228 | 0.160 | U | 0.402 | 0.402 | 5.00 | 0.584 | pCi/L | | 04/27/20 12:31 | 1 |

## Client Sample ID: BA04649 MW-33H

**Date Collected: 03/05/20 08:58**
**Date Received: 03/13/20 13:50**

## Lab Sample ID: 400-185334-25

**Matrix: Water**

### Method: 9315 - Radium-226 (GFPC)

| Analyte | Result | Qualifier | Count Uncert. (2σ+/-) | Total Uncert. (2σ+/-) | RL | MDC | Unit | Prepared | Analyzed | Dil Fac |
|---|---|---|---|---|---|---|---|---|---|---|
| Radium-226 | 0.165 | U | 0.277 | 0.277 | 1.00 | 0.483 | pCi/L | 03/18/20 09:04 | 04/15/20 13:46 | 1 |

| *Carrier* | *%Yield* | *Qualifier* | *Limits* | *Prepared* | *Analyzed* | *Dil Fac* |
|---|---|---|---|---|---|---|
| *Ba Carrier* | *71.4* | | *40 - 110* | *03/18/20 09:04* | *04/15/20 13:46* | *1* |

### Method: 9320 - Radium-228 (GFPC)

| Analyte | Result | Qualifier | Count Uncert. (2σ+/-) | Total Uncert. (2σ+/-) | RL | MDC | Unit | Prepared | Analyzed | Dil Fac |
|---|---|---|---|---|---|---|---|---|---|---|
| Radium-228 | 0.471 | U | 0.402 | 0.404 | 1.00 | 0.641 | pCi/L | 03/18/20 09:21 | 04/14/20 17:24 | 1 |

| *Carrier* | *%Yield* | *Qualifier* | *Limits* | *Prepared* | *Analyzed* | *Dil Fac* |
|---|---|---|---|---|---|---|
| *Ba Carrier* | *71.4* | | *40 - 110* | *03/18/20 09:21* | *04/14/20 17:24* | *1* |
| *Y Carrier* | *87.5* | | *40 - 110* | *03/18/20 09:21* | *04/14/20 17:24* | *1* |

### Method: Ra226_Ra228 - Combined Radium-226 and Radium-228

| Analyte | Result | Qualifier | Count Uncert. (2σ+/-) | Total Uncert. (2σ+/-) | RL | MDC | Unit | Prepared | Analyzed | Dil Fac |
|---|---|---|---|---|---|---|---|---|---|---|
| Combined Radium 226 + 228 | 0.636 | U | 0.488 | 0.490 | 5.00 | 0.641 | pCi/L | | 04/27/20 12:31 | 1 |

## Client Sample ID: BA04952 MW-21

**Date Collected: 03/09/20 13:52**
**Date Received: 03/13/20 13:50**

## Lab Sample ID: 400-185334-26

**Matrix: Water**

### Method: 9315 - Radium-226 (GFPC)

| Analyte | Result | Qualifier | Count Uncert. (2σ+/-) | Total Uncert. (2σ+/-) | RL | MDC | Unit | Prepared | Analyzed | Dil Fac |
|---|---|---|---|---|---|---|---|---|---|---|
| Radium-226 | 0.487 | U | 0.350 | 0.353 | 1.00 | 0.503 | pCi/L | 03/18/20 09:04 | 04/15/20 13:46 | 1 |

| *Carrier* | *%Yield* | *Qualifier* | *Limits* | *Prepared* | *Analyzed* | *Dil Fac* |
|---|---|---|---|---|---|---|
| *Ba Carrier* | *68.6* | | *40 - 110* | *03/18/20 09:04* | *04/15/20 13:46* | *1* |

### Method: 9320 - Radium-228 (GFPC)

| Analyte | Result | Qualifier | Count Uncert. (2σ+/-) | Total Uncert. (2σ+/-) | RL | MDC | Unit | Prepared | Analyzed | Dil Fac |
|---|---|---|---|---|---|---|---|---|---|---|
| Radium-228 | -0.285 | U | 0.420 | 0.421 | 1.00 | 0.798 | pCi/L | 03/18/20 09:21 | 04/14/20 17:24 | 1 |

| *Carrier* | *%Yield* | *Qualifier* | *Limits* | *Prepared* | *Analyzed* | *Dil Fac* |
|---|---|---|---|---|---|---|
| *Ba Carrier* | *68.6* | | *40 - 110* | *03/18/20 09:21* | *04/14/20 17:24* | *1* |
| *Y Carrier* | *81.1* | | *40 - 110* | *03/18/20 09:21* | *04/14/20 17:24* | *1* |

### Method: Ra226_Ra228 - Combined Radium-226 and Radium-228

| Analyte | Result | Qualifier | Count Uncert. (2σ+/-) | Total Uncert. (2σ+/-) | RL | MDC | Unit | Prepared | Analyzed | Dil Fac |
|---|---|---|---|---|---|---|---|---|---|---|
| Combined Radium 226 + 228 | 0.202 | U | 0.547 | 0.549 | 5.00 | 0.798 | pCi/L | | 04/27/20 12:31 | 1 |

## Client Sample ID: BA04953 MW-23

**Date Collected: 03/09/20 17:25**
**Date Received: 03/13/20 13:50**

## Lab Sample ID: 400-185334-27

**Matrix: Water**

### Method: 9315 - Radium-226 (GFPC)

| Analyte | Result | Qualifier | Count Uncert. (2σ+/-) | Total Uncert. (2σ+/-) | RL | MDC | Unit | Prepared | Analyzed | Dil Fac |
|---|---|---|---|---|---|---|---|---|---|---|
| Radium-226 | 2.46 | | 0.479 | 0.528 | 1.00 | 0.316 | pCi/L | 03/18/20 09:04 | 04/15/20 15:35 | 1 |

| *Carrier* | *%Yield* | *Qualifier* | *Limits* | *Prepared* | *Analyzed* | *Dil Fac* |
|---|---|---|---|---|---|---|
| *Ba Carrier* | *106* | | *40 - 110* | *03/18/20 09:04* | *04/15/20 15:35* | *1* |

### Method: 9320 - Radium-228 (GFPC)

| Analyte | Result | Qualifier | Count Uncert. (2σ+/-) | Total Uncert. (2σ+/-) | RL | MDC | Unit | Prepared | Analyzed | Dil Fac |
|---|---|---|---|---|---|---|---|---|---|---|
| Radium-228 | 1.94 | | 0.458 | 0.492 | 1.00 | 0.581 | pCi/L | 03/18/20 09:21 | 04/14/20 17:29 | 1 |

| *Carrier* | *%Yield* | *Qualifier* | *Limits* | *Prepared* | *Analyzed* | *Dil Fac* |
|---|---|---|---|---|---|---|
| *Ba Carrier* | *106* | | *40 - 110* | *03/18/20 09:21* | *04/14/20 17:29* | *1* |
| *Y Carrier* | *84.5* | | *40 - 110* | *03/18/20 09:21* | *04/14/20 17:29* | *1* |

### Method: Ra226_Ra228 - Combined Radium-226 and Radium-228

| Analyte | Result | Qualifier | Count Uncert. (2σ+/-) | Total Uncert. (2σ+/-) | RL | MDC | Unit | Prepared | Analyzed | Dil Fac |
|---|---|---|---|---|---|---|---|---|---|---|
| Combined Radium 226 + 228 | 4.40 | | 0.663 | 0.722 | 5.00 | 0.581 | pCi/L | | 04/27/20 12:31 | 1 |

## Client Sample ID: BA04954 MW-20HS

**Date Collected: 03/10/20 12:35**
**Date Received: 03/13/20 13:50**

## Lab Sample ID: 400-185334-28

**Matrix: Water**

### Method: 9315 - Radium-226 (GFPC)

| Analyte | Result | Qualifier | Count Uncert. (2σ+/-) | Total Uncert. (2σ+/-) | RL | MDC | Unit | Prepared | Analyzed | Dil Fac |
|---|---|---|---|---|---|---|---|---|---|---|
| Radium-226 | 0.0462 | U | 0.183 | 0.183 | 1.00 | 0.353 | pCi/L | 03/18/20 09:04 | 04/15/20 15:35 | 1 |

| *Carrier* | *%Yield* | *Qualifier* | *Limits* | *Prepared* | *Analyzed* | *Dil Fac* |
|---|---|---|---|---|---|---|
| *Ba Carrier* | *83.3* | | *40 - 110* | *03/18/20 09:04* | *04/15/20 15:35* | *1* |

### Method: 9320 - Radium-228 (GFPC)

| Analyte | Result | Qualifier | Count Uncert. (2σ+/-) | Total Uncert. (2σ+/-) | RL | MDC | Unit | Prepared | Analyzed | Dil Fac |
|---|---|---|---|---|---|---|---|---|---|---|
| Radium-228 | 0.327 | U | 0.378 | 0.380 | 1.00 | 0.623 | pCi/L | 03/18/20 09:21 | 04/14/20 17:29 | 1 |

| *Carrier* | *%Yield* | *Qualifier* | *Limits* | *Prepared* | *Analyzed* | *Dil Fac* |
|---|---|---|---|---|---|---|
| *Ba Carrier* | *83.3* | | *40 - 110* | *03/18/20 09:21* | *04/14/20 17:29* | *1* |
| *Y Carrier* | *87.1* | | *40 - 110* | *03/18/20 09:21* | *04/14/20 17:29* | *1* |

### Method: Ra226_Ra228 - Combined Radium-226 and Radium-228

| Analyte | Result | Qualifier | Count Uncert. (2σ+/-) | Total Uncert. (2σ+/-) | RL | MDC | Unit | Prepared | Analyzed | Dil Fac |
|---|---|---|---|---|---|---|---|---|---|---|
| Combined Radium 226 + 228 | 0.374 | U | 0.420 | 0.422 | 5.00 | 0.623 | pCi/L | | 04/27/20 12:31 | 1 |

## Client Sample ID: BA04955 MW-20HS DUP

**Date Collected: 03/10/20 12:35**
**Date Received: 03/13/20 13:50**

## Lab Sample ID: 400-185334-29

**Matrix: Water**

### Method: 9315 - Radium-226 (GFPC)

| Analyte | Result | Qualifier | Count Uncert. (2σ+/-) | Total Uncert. (2σ+/-) | RL | MDC | Unit | Prepared | Analyzed | Dil Fac |
|---|---|---|---|---|---|---|---|---|---|---|
| Radium-226 | -0.0789 | U | 0.166 | 0.166 | 1.00 | 0.383 | pCi/L | 03/18/20 09:04 | 04/15/20 15:35 | 1 |

| *Carrier* | *%Yield* | *Qualifier* | *Limits* | *Prepared* | *Analyzed* | *Dil Fac* |
|---|---|---|---|---|---|---|
| *Ba Carrier* | *83.6* | | *40 - 110* | *03/18/20 09:04* | *04/15/20 15:35* | *1* |

### Method: 9320 - Radium-228 (GFPC)

| Analyte | Result | Qualifier | Count Uncert. (2σ+/-) | Total Uncert. (2σ+/-) | RL | MDC | Unit | Prepared | Analyzed | Dil Fac |
|---|---|---|---|---|---|---|---|---|---|---|
| Radium-228 | 0.0224 | U | 0.387 | 0.387 | 1.00 | 0.682 | pCi/L | 03/18/20 09:21 | 04/14/20 17:29 | 1 |

| *Carrier* | *%Yield* | *Qualifier* | *Limits* | *Prepared* | *Analyzed* | *Dil Fac* |
|---|---|---|---|---|---|---|
| *Ba Carrier* | *83.6* | | *40 - 110* | *03/18/20 09:21* | *04/14/20 17:29* | *1* |
| *Y Carrier* | *87.5* | | *40 - 110* | *03/18/20 09:21* | *04/14/20 17:29* | *1* |

### Method: Ra226_Ra228 - Combined Radium-226 and Radium-228

| Analyte | Result | Qualifier | Count Uncert. (2σ+/-) | Total Uncert. (2σ+/-) | RL | MDC | Unit | Prepared | Analyzed | Dil Fac |
|---|---|---|---|---|---|---|---|---|---|---|
| Combined Radium 226 + 228 | -0.0564 | U | 0.421 | 0.421 | 5.00 | 0.682 | pCi/L | | 04/27/20 12:31 | 1 |

Client: Alabama Power General Test Laboratory
Project/Site: CCR Plant Miller

Job ID: 400-185334-1
SDG: Miller Ash Pond 1265

## Client Sample ID: BA04956 MW-20H

**Date Collected: 03/10/20 13:50**
**Date Received: 03/13/20 13:50**

## Lab Sample ID: 400-185334-30

**Matrix: Water**

### Method: 9315 - Radium-226 (GFPC)

| Analyte | Result | Qualifier | Count Uncert. (2σ+/-) | Total Uncert. (2σ+/-) | RL | MDC | Unit | Prepared | Analyzed | Dil Fac |
|---|---|---|---|---|---|---|---|---|---|---|
| Radium-226 | 0.0371 | U | 0.219 | 0.219 | 1.00 | 0.421 | pCi/L | 03/18/20 09:04 | 04/15/20 15:35 | 1 |

| *Carrier* | *%Yield* | *Qualifier* | *Limits* | *Prepared* | *Analyzed* | *Dil Fac* |
|---|---|---|---|---|---|---|
| *Ba Carrier* | *82.1* | | *40 - 110* | *03/18/20 09:04* | *04/15/20 15:35* | *1* |

### Method: 9320 - Radium-228 (GFPC)

| Analyte | Result | Qualifier | Count Uncert. (2σ+/-) | Total Uncert. (2σ+/-) | RL | MDC | Unit | Prepared | Analyzed | Dil Fac |
|---|---|---|---|---|---|---|---|---|---|---|
| Radium-228 | 0.239 | U | 0.423 | 0.424 | 1.00 | 0.714 | pCi/L | 03/18/20 09:21 | 04/14/20 17:29 | 1 |

| *Carrier* | *%Yield* | *Qualifier* | *Limits* | *Prepared* | *Analyzed* | *Dil Fac* |
|---|---|---|---|---|---|---|
| *Ba Carrier* | *82.1* | | *40 - 110* | *03/18/20 09:21* | *04/14/20 17:29* | *1* |
| *Y Carrier* | *88.2* | | *40 - 110* | *03/18/20 09:21* | *04/14/20 17:29* | *1* |

### Method: Ra226_Ra228 - Combined Radium-226 and Radium-228

| Analyte | Result | Qualifier | Count Uncert. (2σ+/-) | Total Uncert. (2σ+/-) | RL | MDC | Unit | Prepared | Analyzed | Dil Fac |
|---|---|---|---|---|---|---|---|---|---|---|
| Combined Radium 226 + 228 | 0.276 | U | 0.476 | 0.477 | 5.00 | 0.714 | pCi/L | | 04/27/20 12:31 | 1 |

## Client Sample ID: BA04957 MW-32H

**Date Collected: 03/10/20 15:33**
**Date Received: 03/13/20 13:50**

## Lab Sample ID: 400-185334-31

**Matrix: Water**

### Method: 9315 - Radium-226 (GFPC)

| Analyte | Result | Qualifier | Count Uncert. (2σ+/-) | Total Uncert. (2σ+/-) | RL | MDC | Unit | Prepared | Analyzed | Dil Fac |
|---|---|---|---|---|---|---|---|---|---|---|
| Radium-226 | 0.342 | | 0.235 | 0.237 | 1.00 | 0.316 | pCi/L | 03/18/20 09:04 | 04/15/20 15:35 | 1 |

| *Carrier* | *%Yield* | *Qualifier* | *Limits* | *Prepared* | *Analyzed* | *Dil Fac* |
|---|---|---|---|---|---|---|
| *Ba Carrier* | *83.3* | | *40 - 110* | *03/18/20 09:04* | *04/15/20 15:35* | *1* |

### Method: 9320 - Radium-228 (GFPC)

| Analyte | Result | Qualifier | Count Uncert. (2σ+/-) | Total Uncert. (2σ+/-) | RL | MDC | Unit | Prepared | Analyzed | Dil Fac |
|---|---|---|---|---|---|---|---|---|---|---|
| Radium-228 | 0.0573 | U | 0.339 | 0.339 | 1.00 | 0.596 | pCi/L | 03/18/20 09:21 | 04/14/20 17:29 | 1 |

| *Carrier* | *%Yield* | *Qualifier* | *Limits* | *Prepared* | *Analyzed* | *Dil Fac* |
|---|---|---|---|---|---|---|
| *Ba Carrier* | *83.3* | | *40 - 110* | *03/18/20 09:21* | *04/14/20 17:29* | *1* |
| *Y Carrier* | *88.6* | | *40 - 110* | *03/18/20 09:21* | *04/14/20 17:29* | *1* |

### Method: Ra226_Ra228 - Combined Radium-226 and Radium-228

| Analyte | Result | Qualifier | Count Uncert. (2σ+/-) | Total Uncert. (2σ+/-) | RL | MDC | Unit | Prepared | Analyzed | Dil Fac |
|---|---|---|---|---|---|---|---|---|---|---|
| Combined Radium 226 + 228 | 0.400 | U | 0.412 | 0.414 | 5.00 | 0.596 | pCi/L | | 04/27/20 12:31 | 1 |

## Client Sample ID: BA04958 FB-4

**Date Collected: 03/10/20 16:00**
**Date Received: 03/13/20 13:50**

## Lab Sample ID: 400-185334-32

**Matrix: Water**

### Method: 9315 - Radium-226 (GFPC)

| Analyte | Result | Qualifier | Count Uncert. (2σ+/-) | Total Uncert. (2σ+/-) | RL | MDC | Unit | Prepared | Analyzed | Dil Fac |
|---|---|---|---|---|---|---|---|---|---|---|
| Radium-226 | 0.000 | U | 0.161 | 0.161 | 1.00 | 0.342 | pCi/L | 03/18/20 09:04 | 04/15/20 15:35 | 1 |

| *Carrier* | *%Yield* | *Qualifier* | *Limits* | *Prepared* | *Analyzed* | *Dil Fac* |
|---|---|---|---|---|---|---|
| *Ba Carrier* | *77.7* | | *40 - 110* | *03/18/20 09:04* | *04/15/20 15:35* | *1* |

### Method: 9320 - Radium-228 (GFPC)

| Analyte | Result | Qualifier | Count Uncert. (2σ+/-) | Total Uncert. (2σ+/-) | RL | MDC | Unit | Prepared | Analyzed | Dil Fac |
|---|---|---|---|---|---|---|---|---|---|---|
| Radium-228 | -0.434 | U | 0.326 | 0.328 | 1.00 | 0.654 | pCi/L | 03/18/20 09:21 | 04/14/20 17:29 | 1 |

| *Carrier* | *%Yield* | *Qualifier* | *Limits* | *Prepared* | *Analyzed* | *Dil Fac* |
|---|---|---|---|---|---|---|
| *Ba Carrier* | *77.7* | | *40 - 110* | *03/18/20 09:21* | *04/14/20 17:29* | *1* |
| *Y Carrier* | *91.2* | | *40 - 110* | *03/18/20 09:21* | *04/14/20 17:29* | *1* |

### Method: Ra226_Ra228 - Combined Radium-226 and Radium-228

| Analyte | Result | Qualifier | Count Uncert. (2σ+/-) | Total Uncert. (2σ+/-) | RL | MDC | Unit | Prepared | Analyzed | Dil Fac |
|---|---|---|---|---|---|---|---|---|---|---|
| Combined Radium 226 + 228 | -0.434 | U | 0.364 | 0.365 | 5.00 | 0.654 | pCi/L | | 04/27/20 12:33 | 1 |

## Client Sample ID: BA04959 MW-1

**Date Collected: 03/09/20 13:00**
**Date Received: 03/13/20 13:50**

## Lab Sample ID: 400-185334-33

**Matrix: Water**

### Method: 9315 - Radium-226 (GFPC)

| Analyte | Result | Qualifier | Count Uncert. (2σ+/-) | Total Uncert. (2σ+/-) | RL | MDC | Unit | Prepared | Analyzed | Dil Fac |
|---|---|---|---|---|---|---|---|---|---|---|
| Radium-226 | 0.245 | U | 0.314 | 0.314 | 1.00 | 0.522 | pCi/L | 03/18/20 09:37 | 04/09/20 12:59 | 1 |

| *Carrier* | *%Yield* | *Qualifier* | *Limits* | *Prepared* | *Analyzed* | *Dil Fac* |
|---|---|---|---|---|---|---|
| *Ba Carrier* | *80.5* | | *40 - 110* | *03/18/20 09:37* | *04/09/20 12:59* | *1* |

### Method: 9320 - Radium-228 (GFPC)

| Analyte | Result | Qualifier | Count Uncert. (2σ+/-) | Total Uncert. (2σ+/-) | RL | MDC | Unit | Prepared | Analyzed | Dil Fac |
|---|---|---|---|---|---|---|---|---|---|---|
| Radium-228 | 0.480 | U | 0.407 | 0.409 | 1.00 | 0.652 | pCi/L | 03/18/20 11:29 | 04/09/20 08:16 | 1 |

| *Carrier* | *%Yield* | *Qualifier* | *Limits* | *Prepared* | *Analyzed* | *Dil Fac* |
|---|---|---|---|---|---|---|
| *Ba Carrier* | *80.5* | | *40 - 110* | *03/18/20 11:29* | *04/09/20 08:16* | *1* |
| *Y Carrier* | *77.4* | | *40 - 110* | *03/18/20 11:29* | *04/09/20 08:16* | *1* |

### Method: Ra226_Ra228 - Combined Radium-226 and Radium-228

| Analyte | Result | Qualifier | Count Uncert. (2σ+/-) | Total Uncert. (2σ+/-) | RL | MDC | Unit | Prepared | Analyzed | Dil Fac |
|---|---|---|---|---|---|---|---|---|---|---|
| **Combined Radium 226 + 228** | **0.726** | | 0.514 | 0.516 | 5.00 | 0.652 | pCi/L | | 04/10/20 10:04 | 1 |

## Client Sample ID: BA04960 FB-3

**Date Collected: 03/09/20 14:40**
**Date Received: 03/13/20 13:50**

## Lab Sample ID: 400-185334-34

**Matrix: Water**

### Method: 9315 - Radium-226 (GFPC)

| Analyte | Result | Qualifier | Count Uncert. (2σ+/-) | Total Uncert. (2σ+/-) | RL | MDC | Unit | Prepared | Analyzed | Dil Fac |
|---|---|---|---|---|---|---|---|---|---|---|
| Radium-226 | -0.0637 | U | 0.203 | 0.203 | 1.00 | 0.450 | pCi/L | 03/18/20 09:37 | 04/09/20 12:59 | 1 |

| *Carrier* | *%Yield* | *Qualifier* | *Limits* | *Prepared* | *Analyzed* | *Dil Fac* |
|---|---|---|---|---|---|---|
| *Ba Carrier* | *93.4* | | *40 - 110* | *03/18/20 09:37* | *04/09/20 12:59* | *1* |

### Method: 9320 - Radium-228 (GFPC)

| Analyte | Result | Qualifier | Count Uncert. (2σ+/-) | Total Uncert. (2σ+/-) | RL | MDC | Unit | Prepared | Analyzed | Dil Fac |
|---|---|---|---|---|---|---|---|---|---|---|
| Radium-228 | 0.407 | U | 0.307 | 0.309 | 1.00 | 0.480 | pCi/L | 03/18/20 11:29 | 04/09/20 08:16 | 1 |

| *Carrier* | *%Yield* | *Qualifier* | *Limits* | *Prepared* | *Analyzed* | *Dil Fac* |
|---|---|---|---|---|---|---|
| *Ba Carrier* | *93.4* | | *40 - 110* | *03/18/20 11:29* | *04/09/20 08:16* | *1* |
| *Y Carrier* | *75.5* | | *40 - 110* | *03/18/20 11:29* | *04/09/20 08:16* | *1* |

### Method: Ra226_Ra228 - Combined Radium-226 and Radium-228

| Analyte | Result | Qualifier | Count Uncert. (2σ+/-) | Total Uncert. (2σ+/-) | RL | MDC | Unit | Prepared | Analyzed | Dil Fac |
|---|---|---|---|---|---|---|---|---|---|---|
| Combined Radium 226 + 228 | 0.343 | U | 0.368 | 0.370 | 5.00 | 0.480 | pCi/L | | 04/10/20 10:04 | 1 |

## Client Sample ID: BA04961 MW-34H

**Date Collected: 03/09/20 14:55**
**Date Received: 03/13/20 13:50**

## Lab Sample ID: 400-185334-35

**Matrix: Water**

### Method: 9315 - Radium-226 (GFPC)

| Analyte | Result | Qualifier | Count Uncert. (2σ+/-) | Total Uncert. (2σ+/-) | RL | MDC | Unit | Prepared | Analyzed | Dil Fac |
|---|---|---|---|---|---|---|---|---|---|---|
| Radium-226 | 0.105 | U | 0.279 | 0.279 | 1.00 | 0.510 | pCi/L | 03/18/20 09:37 | 04/09/20 12:59 | 1 |

| *Carrier* | *%Yield* | *Qualifier* | *Limits* | *Prepared* | *Analyzed* | *Dil Fac* |
|---|---|---|---|---|---|---|
| *Ba Carrier* | *88.4* | | *40 - 110* | *03/18/20 09:37* | *04/09/20 12:59* | *1* |

### Method: 9320 - Radium-228 (GFPC)

| Analyte | Result | Qualifier | Count Uncert. (2σ+/-) | Total Uncert. (2σ+/-) | RL | MDC | Unit | Prepared | Analyzed | Dil Fac |
|---|---|---|---|---|---|---|---|---|---|---|
| **Radium-228** | **0.771** | | 0.346 | 0.353 | 1.00 | 0.494 | pCi/L | 03/18/20 11:29 | 04/09/20 08:16 | 1 |

| *Carrier* | *%Yield* | *Qualifier* | *Limits* | *Prepared* | *Analyzed* | *Dil Fac* |
|---|---|---|---|---|---|---|
| *Ba Carrier* | *88.4* | | *40 - 110* | *03/18/20 11:29* | *04/09/20 08:16* | *1* |
| *Y Carrier* | *80.0* | | *40 - 110* | *03/18/20 11:29* | *04/09/20 08:16* | *1* |

### Method: Ra226_Ra228 - Combined Radium-226 and Radium-228

| Analyte | Result | Qualifier | Count Uncert. (2σ+/-) | Total Uncert. (2σ+/-) | RL | MDC | Unit | Prepared | Analyzed | Dil Fac |
|---|---|---|---|---|---|---|---|---|---|---|
| **Combined Radium 226 + 228** | **0.875** | | 0.444 | 0.450 | 5.00 | 0.510 | pCi/L | | 04/10/20 10:04 | 1 |

## Client Sample ID: BA04962 MW-19HA

**Date Collected: 03/09/20 16:10**
**Date Received: 03/13/20 13:50**

## Lab Sample ID: 400-185334-36

**Matrix: Water**

### Method: 9315 - Radium-226 (GFPC)

| Analyte | Result | Qualifier | Count Uncert. (2σ+/-) | Total Uncert. (2σ+/-) | RL | MDC | Unit | Prepared | Analyzed | Dil Fac |
|---|---|---|---|---|---|---|---|---|---|---|
| Radium-226 | 0.376 | U | 0.307 | 0.309 | 1.00 | 0.442 | pCi/L | 03/18/20 09:37 | 04/09/20 12:59 | 1 |

| *Carrier* | *%Yield* | *Qualifier* | *Limits* | *Prepared* | *Analyzed* | *Dil Fac* |
|---|---|---|---|---|---|---|
| *Ba Carrier* | *75.8* | | *40 - 110* | *03/18/20 09:37* | *04/09/20 12:59* | *1* |

### Method: 9320 - Radium-228 (GFPC)

| Analyte | Result | Qualifier | Count Uncert. (2σ+/-) | Total Uncert. (2σ+/-) | RL | MDC | Unit | Prepared | Analyzed | Dil Fac |
|---|---|---|---|---|---|---|---|---|---|---|
| Radium-228 | 0.308 | U | 0.363 | 0.364 | 1.00 | 0.599 | pCi/L | 03/18/20 11:29 | 04/09/20 08:16 | 1 |

| *Carrier* | *%Yield* | *Qualifier* | *Limits* | *Prepared* | *Analyzed* | *Dil Fac* |
|---|---|---|---|---|---|---|
| *Ba Carrier* | *75.8* | | *40 - 110* | *03/18/20 11:29* | *04/09/20 08:16* | *1* |
| *Y Carrier* | *79.3* | | *40 - 110* | *03/18/20 11:29* | *04/09/20 08:16* | *1* |

### Method: Ra226_Ra228 - Combined Radium-226 and Radium-228

| Analyte | Result | Qualifier | Count Uncert. (2σ+/-) | Total Uncert. (2σ+/-) | RL | MDC | Unit | Prepared | Analyzed | Dil Fac |
|---|---|---|---|---|---|---|---|---|---|---|
| **Combined Radium 226 + 228** | **0.684** | | 0.475 | 0.477 | 5.00 | 0.599 | pCi/L | | 04/10/20 10:04 | 1 |

## Client Sample ID: BA04963 MW-19HA DIS

**Date Collected: 03/09/20 16:10**
**Date Received: 03/13/20 13:50**

## Lab Sample ID: 400-185334-37

**Matrix: Water**

### Method: 9315 - Radium-226 (GFPC) - Dissolved

| Analyte | Result | Qualifier | Count Uncert. (2σ+/-) | Total Uncert. (2σ+/-) | RL | MDC | Unit | Prepared | Analyzed | Dil Fac |
|---|---|---|---|---|---|---|---|---|---|---|
| Radium-226 | -0.0419 | U | 0.250 | 0.250 | 1.00 | 0.559 | pCi/L | 03/18/20 09:37 | 04/09/20 12:59 | 1 |

| *Carrier* | *%Yield* | *Qualifier* | *Limits* | *Prepared* | *Analyzed* | *Dil Fac* |
|---|---|---|---|---|---|---|
| *Ba Carrier* | *59.1* | | *40 - 110* | *03/18/20 09:37* | *04/09/20 12:59* | *1* |

### Method: 9320 - Radium-228 (GFPC) - Dissolved

| Analyte | Result | Qualifier | Count Uncert. (2σ+/-) | Total Uncert. (2σ+/-) | RL | MDC | Unit | Prepared | Analyzed | Dil Fac |
|---|---|---|---|---|---|---|---|---|---|---|
| Radium-228 | -0.00434 | U | 0.439 | 0.439 | 1.00 | 0.788 | pCi/L | 03/18/20 11:29 | 04/09/20 08:16 | 1 |

| *Carrier* | *%Yield* | *Qualifier* | *Limits* | *Prepared* | *Analyzed* | *Dil Fac* |
|---|---|---|---|---|---|---|
| *Ba Carrier* | *59.1* | | *40 - 110* | *03/18/20 11:29* | *04/09/20 08:16* | *1* |
| *Y Carrier* | *80.0* | | *40 - 110* | *03/18/20 11:29* | *04/09/20 08:16* | *1* |

### Method: Ra226_Ra228 (D) - Combined Radium-226 and Radium-228 - Dissolved

| Analyte | Result | Qualifier | Count Uncert. (2σ+/-) | Total Uncert. (2σ+/-) | RL | MDC | Unit | Prepared | Analyzed | Dil Fac |
|---|---|---|---|---|---|---|---|---|---|---|
| Combined Radium 226 + 228 | -0.0462 | U | 0.505 | 0.505 | 5.00 | 0.788 | pCi/L | | 04/10/20 10:03 | 1 |

## Client Sample ID: BA04964 MW-30H

**Date Collected: 03/10/20 12:50**
**Date Received: 03/13/20 13:50**

## Lab Sample ID: 400-185334-38

**Matrix: Water**

### Method: 9315 - Radium-226 (GFPC)

| Analyte | Result | Qualifier | Count Uncert. (2σ+/-) | Total Uncert. (2σ+/-) | RL | MDC | Unit | Prepared | Analyzed | Dil Fac |
|---|---|---|---|---|---|---|---|---|---|---|
| Radium-226 | 0.295 | U | 0.264 | 0.265 | 1.00 | 0.393 | pCi/L | 03/18/20 09:37 | 04/09/20 12:59 | 1 |

| *Carrier* | *%Yield* | *Qualifier* | *Limits* | *Prepared* | *Analyzed* | *Dil Fac* |
|---|---|---|---|---|---|---|
| *Ba Carrier* | *86.8* | | *40 - 110* | *03/18/20 09:37* | *04/09/20 12:59* | *1* |

### Method: 9320 - Radium-228 (GFPC)

| Analyte | Result | Qualifier | Count Uncert. (2σ+/-) | Total Uncert. (2σ+/-) | RL | MDC | Unit | Prepared | Analyzed | Dil Fac |
|---|---|---|---|---|---|---|---|---|---|---|
| **Radium-228** | **0.534** | | 0.343 | 0.347 | 1.00 | 0.528 | pCi/L | 03/18/20 11:29 | 04/09/20 08:16 | 1 |

| *Carrier* | *%Yield* | *Qualifier* | *Limits* | *Prepared* | *Analyzed* | *Dil Fac* |
|---|---|---|---|---|---|---|
| *Ba Carrier* | *86.8* | | *40 - 110* | *03/18/20 11:29* | *04/09/20 08:16* | *1* |
| *Y Carrier* | *81.1* | | *40 - 110* | *03/18/20 11:29* | *04/09/20 08:16* | *1* |

### Method: Ra226_Ra228 - Combined Radium-226 and Radium-228

| Analyte | Result | Qualifier | Count Uncert. (2σ+/-) | Total Uncert. (2σ+/-) | RL | MDC | Unit | Prepared | Analyzed | Dil Fac |
|---|---|---|---|---|---|---|---|---|---|---|
| **Combined Radium 226 + 228** | **0.829** | | 0.433 | 0.437 | 5.00 | 0.528 | pCi/L | | 04/10/20 10:04 | 1 |

## Client Sample ID: BA04965 MW-10

**Date Collected: 03/09/20 12:26**
**Date Received: 03/13/20 13:50**

## Lab Sample ID: 400-185334-39

**Matrix: Water**

### Method: 9315 - Radium-226 (GFPC)

| Analyte | Result | Qualifier | Count Uncert. (2σ+/-) | Total Uncert. (2σ+/-) | RL | MDC | Unit | Prepared | Analyzed | Dil Fac |
|---|---|---|---|---|---|---|---|---|---|---|
| Radium-226 | 0.255 | U | 0.306 | 0.307 | 1.00 | 0.504 | pCi/L | 03/18/20 09:37 | 04/09/20 12:59 | 1 |

| *Carrier* | *%Yield* | *Qualifier* | *Limits* | *Prepared* | *Analyzed* | *Dil Fac* |
|---|---|---|---|---|---|---|
| *Ba Carrier* | *97.5* | | *40 - 110* | *03/18/20 09:37* | *04/09/20 12:59* | *1* |

### Method: 9320 - Radium-228 (GFPC)

| Analyte | Result | Qualifier | Count Uncert. (2σ+/-) | Total Uncert. (2σ+/-) | RL | MDC | Unit | Prepared | Analyzed | Dil Fac |
|---|---|---|---|---|---|---|---|---|---|---|
| **Radium-228** | **0.650** | | 0.322 | 0.327 | 1.00 | 0.474 | pCi/L | 03/18/20 11:29 | 04/09/20 08:16 | 1 |

| *Carrier* | *%Yield* | *Qualifier* | *Limits* | *Prepared* | *Analyzed* | *Dil Fac* |
|---|---|---|---|---|---|---|
| *Ba Carrier* | *97.5* | | *40 - 110* | *03/18/20 11:29* | *04/09/20 08:16* | *1* |
| *Y Carrier* | *81.1* | | *40 - 110* | *03/18/20 11:29* | *04/09/20 08:16* | *1* |

### Method: Ra226_Ra228 - Combined Radium-226 and Radium-228

| Analyte | Result | Qualifier | Count Uncert. (2σ+/-) | Total Uncert. (2σ+/-) | RL | MDC | Unit | Prepared | Analyzed | Dil Fac |
|---|---|---|---|---|---|---|---|---|---|---|
| **Combined Radium 226 + 228** | **0.906** | | 0.444 | 0.449 | 5.00 | 0.504 | pCi/L | | 04/10/20 10:04 | 1 |

## Client Sample ID: BA04966 MW-37H

**Date Collected: 03/09/20 13:40**
**Date Received: 03/13/20 13:50**

## Lab Sample ID: 400-185334-40

**Matrix: Water**

### Method: 9315 - Radium-226 (GFPC)

| Analyte | Result | Qualifier | Count Uncert. (2σ+/-) | Total Uncert. (2σ+/-) | RL | MDC | Unit | Prepared | Analyzed | Dil Fac |
|---|---|---|---|---|---|---|---|---|---|---|
| Radium-226 | 0.0924 | U | 0.209 | 0.209 | 1.00 | 0.385 | pCi/L | 03/18/20 09:37 | 04/09/20 12:59 | 1 |

| *Carrier* | *%Yield* | *Qualifier* | *Limits* | *Prepared* | *Analyzed* | *Dil Fac* |
|---|---|---|---|---|---|---|
| *Ba Carrier* | *91.8* | | *40 - 110* | *03/18/20 09:37* | *04/09/20 12:59* | *1* |

### Method: 9320 - Radium-228 (GFPC)

| Analyte | Result | Qualifier | Count Uncert. (2σ+/-) | Total Uncert. (2σ+/-) | RL | MDC | Unit | Prepared | Analyzed | Dil Fac |
|---|---|---|---|---|---|---|---|---|---|---|
| Radium-228 | 0.326 | U | 0.288 | 0.289 | 1.00 | 0.460 | pCi/L | 03/18/20 11:29 | 04/09/20 08:16 | 1 |

| *Carrier* | *%Yield* | *Qualifier* | *Limits* | *Prepared* | *Analyzed* | *Dil Fac* |
|---|---|---|---|---|---|---|
| *Ba Carrier* | *91.8* | | *40 - 110* | *03/18/20 11:29* | *04/09/20 08:16* | *1* |
| *Y Carrier* | *82.6* | | *40 - 110* | *03/18/20 11:29* | *04/09/20 08:16* | *1* |

### Method: Ra226_Ra228 - Combined Radium-226 and Radium-228

| Analyte | Result | Qualifier | Count Uncert. (2σ+/-) | Total Uncert. (2σ+/-) | RL | MDC | Unit | Prepared | Analyzed | Dil Fac |
|---|---|---|---|---|---|---|---|---|---|---|
| Combined Radium 226 + 228 | 0.418 | U | 0.356 | 0.357 | 5.00 | 0.460 | pCi/L | | 04/10/20 10:04 | 1 |

## Client Sample ID: BA04967 MW-37H DUP

**Date Collected: 03/09/20 13:40**
**Date Received: 03/13/20 13:50**

## Lab Sample ID: 400-185334-41

**Matrix: Water**

### Method: 9315 - Radium-226 (GFPC)

| Analyte | Result | Qualifier | Count Uncert. (2σ+/-) | Total Uncert. (2σ+/-) | RL | MDC | Unit | Prepared | Analyzed | Dil Fac |
|---|---|---|---|---|---|---|---|---|---|---|
| Radium-226 | 0.231 | U | 0.308 | 0.308 | 1.00 | 0.516 | pCi/L | 03/18/20 09:37 | 04/09/20 12:59 | 1 |

| *Carrier* | *%Yield* | *Qualifier* | *Limits* | *Prepared* | *Analyzed* | *Dil Fac* |
|---|---|---|---|---|---|---|
| *Ba Carrier* | *94.3* | | *40 - 110* | *03/18/20 09:37* | *04/09/20 12:59* | *1* |

### Method: 9320 - Radium-228 (GFPC)

| Analyte | Result | Qualifier | Count Uncert. (2σ+/-) | Total Uncert. (2σ+/-) | RL | MDC | Unit | Prepared | Analyzed | Dil Fac |
|---|---|---|---|---|---|---|---|---|---|---|
| **Radium-228** | **0.676** | | 0.332 | 0.338 | 1.00 | 0.487 | pCi/L | 03/18/20 11:29 | 04/09/20 08:16 | 1 |

| *Carrier* | *%Yield* | *Qualifier* | *Limits* | *Prepared* | *Analyzed* | *Dil Fac* |
|---|---|---|---|---|---|---|
| *Ba Carrier* | *94.3* | | *40 - 110* | *03/18/20 11:29* | *04/09/20 08:16* | *1* |
| *Y Carrier* | *81.1* | | *40 - 110* | *03/18/20 11:29* | *04/09/20 08:16* | *1* |

### Method: Ra226_Ra228 - Combined Radium-226 and Radium-228

| Analyte | Result | Qualifier | Count Uncert. (2σ+/-) | Total Uncert. (2σ+/-) | RL | MDC | Unit | Prepared | Analyzed | Dil Fac |
|---|---|---|---|---|---|---|---|---|---|---|
| **Combined Radium 226 + 228** | **0.906** | | 0.453 | 0.457 | 5.00 | 0.516 | pCi/L | | 04/10/20 10:04 | 1 |

## Client Sample ID: BA04968 MW-28H

**Date Collected: 03/09/20 15:25**
**Date Received: 03/13/20 13:50**

## Lab Sample ID: 400-185334-42

**Matrix: Water**

### Method: 9315 - Radium-226 (GFPC)

| Analyte | Result | Qualifier | Count Uncert. (2σ+/-) | Total Uncert. (2σ+/-) | RL | MDC | Unit | Prepared | Analyzed | Dil Fac |
|---|---|---|---|---|---|---|---|---|---|---|
| Radium-226 | 0.177 | U | 0.284 | 0.285 | 1.00 | 0.493 | pCi/L | 03/18/20 09:37 | 04/09/20 13:00 | 1 |

| *Carrier* | *%Yield* | *Qualifier* | *Limits* | *Prepared* | *Analyzed* | *Dil Fac* |
|---|---|---|---|---|---|---|
| *Ba Carrier* | *82.4* | | *40 - 110* | *03/18/20 09:37* | *04/09/20 13:00* | *1* |

### Method: 9320 - Radium-228 (GFPC)

| Analyte | Result | Qualifier | Count Uncert. (2σ+/-) | Total Uncert. (2σ+/-) | RL | MDC | Unit | Prepared | Analyzed | Dil Fac |
|---|---|---|---|---|---|---|---|---|---|---|
| Radium-228 | 0.465 | U | 0.327 | 0.330 | 1.00 | 0.504 | pCi/L | 03/18/20 11:29 | 04/09/20 08:17 | 1 |

| *Carrier* | *%Yield* | *Qualifier* | *Limits* | *Prepared* | *Analyzed* | *Dil Fac* |
|---|---|---|---|---|---|---|
| *Ba Carrier* | *82.4* | | *40 - 110* | *03/18/20 11:29* | *04/09/20 08:17* | *1* |
| *Y Carrier* | *80.7* | | *40 - 110* | *03/18/20 11:29* | *04/09/20 08:17* | *1* |

### Method: Ra226_Ra228 - Combined Radium-226 and Radium-228

| Analyte | Result | Qualifier | Count Uncert. (2σ+/-) | Total Uncert. (2σ+/-) | RL | MDC | Unit | Prepared | Analyzed | Dil Fac |
|---|---|---|---|---|---|---|---|---|---|---|
| **Combined Radium 226 + 228** | **0.641** | | 0.433 | 0.436 | 5.00 | 0.504 | pCi/L | | 04/10/20 10:04 | 1 |

## Client Sample ID: BA04969 MW-13S

**Date Collected: 03/09/20 16:35**
**Date Received: 03/13/20 13:50**

## Lab Sample ID: 400-185334-43

**Matrix: Water**

### Method: 9315 - Radium-226 (GFPC)

| Analyte | Result | Qualifier | Count Uncert. (2σ+/-) | Total Uncert. (2σ+/-) | RL | MDC | Unit | Prepared | Analyzed | Dil Fac |
|---|---|---|---|---|---|---|---|---|---|---|
| Radium-226 | 0.0779 | U | 0.216 | 0.217 | 1.00 | 0.405 | pCi/L | 03/18/20 09:37 | 04/09/20 13:00 | 1 |

| *Carrier* | *%Yield* | *Qualifier* | *Limits* | *Prepared* | *Analyzed* | *Dil Fac* |
|---|---|---|---|---|---|---|
| *Ba Carrier* | *95.3* | | *40 - 110* | *03/18/20 09:37* | *04/09/20 13:00* | *1* |

### Method: 9320 - Radium-228 (GFPC)

| Analyte | Result | Qualifier | Count Uncert. (2σ+/-) | Total Uncert. (2σ+/-) | RL | MDC | Unit | Prepared | Analyzed | Dil Fac |
|---|---|---|---|---|---|---|---|---|---|---|
| Radium-228 | 0.366 | U | 0.292 | 0.294 | 1.00 | 0.461 | pCi/L | 03/18/20 11:29 | 04/09/20 08:17 | 1 |

| *Carrier* | *%Yield* | *Qualifier* | *Limits* | *Prepared* | *Analyzed* | *Dil Fac* |
|---|---|---|---|---|---|---|
| *Ba Carrier* | *95.3* | | *40 - 110* | *03/18/20 11:29* | *04/09/20 08:17* | *1* |
| *Y Carrier* | *81.5* | | *40 - 110* | *03/18/20 11:29* | *04/09/20 08:17* | *1* |

### Method: Ra226_Ra228 - Combined Radium-226 and Radium-228

| Analyte | Result | Qualifier | Count Uncert. (2σ+/-) | Total Uncert. (2σ+/-) | RL | MDC | Unit | Prepared | Analyzed | Dil Fac |
|---|---|---|---|---|---|---|---|---|---|---|
| Combined Radium 226 + 228 | 0.444 | U | 0.363 | 0.365 | 5.00 | 0.461 | pCi/L | | 04/10/20 10:04 | 1 |

## Client Sample ID: BA04970 MW-13D

**Date Collected: 03/09/20 18:03**
**Date Received: 03/13/20 13:50**

## Lab Sample ID: 400-185334-44

**Matrix: Water**

### Method: 9315 - Radium-226 (GFPC)

| Analyte | Result | Qualifier | Count Uncert. (2σ+/-) | Total Uncert. (2σ+/-) | RL | MDC | Unit | Prepared | Analyzed | Dil Fac |
|---|---|---|---|---|---|---|---|---|---|---|
| Radium-226 | 0.129 | U | 0.285 | 0.285 | 1.00 | 0.513 | pCi/L | 03/18/20 09:37 | 04/09/20 13:00 | 1 |

| *Carrier* | *%Yield* | *Qualifier* | *Limits* | *Prepared* | *Analyzed* | *Dil Fac* |
|---|---|---|---|---|---|---|
| *Ba Carrier* | *86.2* | | *40 - 110* | *03/18/20 09:37* | *04/09/20 13:00* | *1* |

### Method: 9320 - Radium-228 (GFPC)

| Analyte | Result | Qualifier | Count Uncert. (2σ+/-) | Total Uncert. (2σ+/-) | RL | MDC | Unit | Prepared | Analyzed | Dil Fac |
|---|---|---|---|---|---|---|---|---|---|---|
| **Radium-228** | **0.736** | | 0.373 | 0.379 | 1.00 | 0.556 | pCi/L | 03/18/20 11:29 | 04/09/20 08:17 | 1 |

| *Carrier* | *%Yield* | *Qualifier* | *Limits* | *Prepared* | *Analyzed* | *Dil Fac* |
|---|---|---|---|---|---|---|
| *Ba Carrier* | *86.2* | | *40 - 110* | *03/18/20 11:29* | *04/09/20 08:17* | *1* |
| *Y Carrier* | *83.4* | | *40 - 110* | *03/18/20 11:29* | *04/09/20 08:17* | *1* |

### Method: Ra226_Ra228 - Combined Radium-226 and Radium-228

| Analyte | Result | Qualifier | Count Uncert. (2σ+/-) | Total Uncert. (2σ+/-) | RL | MDC | Unit | Prepared | Analyzed | Dil Fac |
|---|---|---|---|---|---|---|---|---|---|---|
| **Combined Radium 226 + 228** | **0.865** | | 0.469 | 0.474 | 5.00 | 0.556 | pCi/L | | 04/10/20 10:04 | 1 |

## Client Sample ID: BA04971 MW-18H

**Date Collected: 03/10/20 08:30**
**Date Received: 03/13/20 13:50**

## Lab Sample ID: 400-185334-45

**Matrix: Water**

### Method: 9315 - Radium-226 (GFPC)

| Analyte | Result | Qualifier | Count Uncert. (2σ+/-) | Total Uncert. (2σ+/-) | RL | MDC | Unit | Prepared | Analyzed | Dil Fac |
|---|---|---|---|---|---|---|---|---|---|---|
| Radium-226 | 0.154 | U | 0.275 | 0.275 | 1.00 | 0.486 | pCi/L | 03/18/20 09:37 | 04/09/20 13:00 | 1 |

| *Carrier* | *%Yield* | *Qualifier* | *Limits* | *Prepared* | *Analyzed* | *Dil Fac* |
|---|---|---|---|---|---|---|
| *Ba Carrier* | *82.4* | | *40 - 110* | *03/18/20 09:37* | *04/09/20 13:00* | *1* |

### Method: 9320 - Radium-228 (GFPC)

| Analyte | Result | Qualifier | Count Uncert. (2σ+/-) | Total Uncert. (2σ+/-) | RL | MDC | Unit | Prepared | Analyzed | Dil Fac |
|---|---|---|---|---|---|---|---|---|---|---|
| **Radium-228** | **0.795** | | 0.474 | 0.480 | 1.00 | 0.732 | pCi/L | 03/18/20 11:29 | 04/09/20 08:22 | 1 |

| *Carrier* | *%Yield* | *Qualifier* | *Limits* | *Prepared* | *Analyzed* | *Dil Fac* |
|---|---|---|---|---|---|---|
| *Ba Carrier* | *82.4* | | *40 - 110* | *03/18/20 11:29* | *04/09/20 08:22* | *1* |
| *Y Carrier* | *77.8* | | *40 - 110* | *03/18/20 11:29* | *04/09/20 08:22* | *1* |

### Method: Ra226_Ra228 - Combined Radium-226 and Radium-228

| Analyte | Result | Qualifier | Count Uncert. (2σ+/-) | Total Uncert. (2σ+/-) | RL | MDC | Unit | Prepared | Analyzed | Dil Fac |
|---|---|---|---|---|---|---|---|---|---|---|
| **Combined Radium 226 + 228** | **0.950** | | 0.548 | 0.553 | 5.00 | 0.732 | pCi/L | | 04/10/20 10:04 | 1 |

## Client Sample ID: BA04972 MW-17H

**Date Collected: 03/10/20 10:37**
**Date Received: 03/13/20 13:50**

## Lab Sample ID: 400-185334-46

**Matrix: Water**

### Method: 9315 - Radium-226 (GFPC)

| Analyte | Result | Qualifier | Count Uncert. (2σ+/-) | Total Uncert. (2σ+/-) | RL | MDC | Unit | Prepared | Analyzed | Dil Fac |
|---|---|---|---|---|---|---|---|---|---|---|
| Radium-226 | 0.195 | U | 0.284 | 0.284 | 1.00 | 0.483 | pCi/L | 03/18/20 09:37 | 04/09/20 13:00 | 1 |

| *Carrier* | *%Yield* | *Qualifier* | *Limits* | *Prepared* | *Analyzed* | *Dil Fac* |
|---|---|---|---|---|---|---|
| *Ba Carrier* | *93.4* | | *40 - 110* | *03/18/20 09:37* | *04/09/20 13:00* | *1* |

### Method: 9320 - Radium-228 (GFPC)

| Analyte | Result | Qualifier | Count Uncert. (2σ+/-) | Total Uncert. (2σ+/-) | RL | MDC | Unit | Prepared | Analyzed | Dil Fac |
|---|---|---|---|---|---|---|---|---|---|---|
| **Radium-228** | **0.990** | | 0.390 | 0.400 | 1.00 | 0.550 | pCi/L | 03/18/20 11:29 | 04/09/20 08:22 | 1 |

| *Carrier* | *%Yield* | *Qualifier* | *Limits* | *Prepared* | *Analyzed* | *Dil Fac* |
|---|---|---|---|---|---|---|
| *Ba Carrier* | *93.4* | | *40 - 110* | *03/18/20 11:29* | *04/09/20 08:22* | *1* |
| *Y Carrier* | *78.9* | | *40 - 110* | *03/18/20 11:29* | *04/09/20 08:22* | *1* |

### Method: Ra226_Ra228 - Combined Radium-226 and Radium-228

| Analyte | Result | Qualifier | Count Uncert. (2σ+/-) | Total Uncert. (2σ+/-) | RL | MDC | Unit | Prepared | Analyzed | Dil Fac |
|---|---|---|---|---|---|---|---|---|---|---|
| **Combined Radium 226 + 228** | **1.18** | | 0.482 | 0.491 | 5.00 | 0.550 | pCi/L | | 04/10/20 10:04 | 1 |

## Client Sample ID: BA04973 MW-35H

**Date Collected: 03/10/20 11:46**
**Date Received: 03/13/20 13:50**

## Lab Sample ID: 400-185334-47

**Matrix: Water**

### Method: 9315 - Radium-226 (GFPC)

| Analyte | Result | Qualifier | Count Uncert. (2σ+/-) | Total Uncert. (2σ+/-) | RL | MDC | Unit | Prepared | Analyzed | Dil Fac |
|---|---|---|---|---|---|---|---|---|---|---|
| Radium-226 | 0.111 | U | 0.272 | 0.273 | 1.00 | 0.497 | pCi/L | 03/18/20 09:37 | 04/09/20 13:00 | 1 |

| *Carrier* | *%Yield* | *Qualifier* | *Limits* | *Prepared* | *Analyzed* | *Dil Fac* |
|---|---|---|---|---|---|---|
| *Ba Carrier* | *90.9* | | *40 - 110* | *03/18/20 09:37* | *04/09/20 13:00* | *1* |

### Method: 9320 - Radium-228 (GFPC)

| Analyte | Result | Qualifier | Count Uncert. (2σ+/-) | Total Uncert. (2σ+/-) | RL | MDC | Unit | Prepared | Analyzed | Dil Fac |
|---|---|---|---|---|---|---|---|---|---|---|
| **Radium-228** | **0.832** | | 0.406 | 0.413 | 1.00 | 0.606 | pCi/L | 03/18/20 11:29 | 04/09/20 08:22 | 1 |

| *Carrier* | *%Yield* | *Qualifier* | *Limits* | *Prepared* | *Analyzed* | *Dil Fac* |
|---|---|---|---|---|---|---|
| *Ba Carrier* | *90.9* | | *40 - 110* | *03/18/20 11:29* | *04/09/20 08:22* | *1* |
| *Y Carrier* | *81.1* | | *40 - 110* | *03/18/20 11:29* | *04/09/20 08:22* | *1* |

### Method: Ra226_Ra228 - Combined Radium-226 and Radium-228

| Analyte | Result | Qualifier | Count Uncert. (2σ+/-) | Total Uncert. (2σ+/-) | RL | MDC | Unit | Prepared | Analyzed | Dil Fac |
|---|---|---|---|---|---|---|---|---|---|---|
| **Combined Radium 226 + 228** | **0.943** | | 0.489 | 0.495 | 5.00 | 0.606 | pCi/L | | 04/10/20 10:04 | 1 |

## Client Sample ID: BA04974 MW-12

**Date Collected: 03/10/20 13:37**
**Date Received: 03/13/20 13:50**

## Lab Sample ID: 400-185334-48

**Matrix: Water**

### Method: 9315 - Radium-226 (GFPC)

| Analyte | Result | Qualifier | Count Uncert. (2σ+/-) | Total Uncert. (2σ+/-) | RL | MDC | Unit | Prepared | Analyzed | Dil Fac |
|---|---|---|---|---|---|---|---|---|---|---|
| Radium-226 | 0.347 | U | 0.280 | 0.282 | 1.00 | 0.413 | pCi/L | 03/18/20 09:37 | 04/09/20 14:58 | 1 |

| *Carrier* | *%Yield* | *Qualifier* | *Limits* | *Prepared* | *Analyzed* | *Dil Fac* |
|---|---|---|---|---|---|---|
| *Ba Carrier* | *94.7* | | *40 - 110* | *03/18/20 09:37* | *04/09/20 14:58* | *1* |

### Method: 9320 - Radium-228 (GFPC)

| Analyte | Result | Qualifier | Count Uncert. (2σ+/-) | Total Uncert. (2σ+/-) | RL | MDC | Unit | Prepared | Analyzed | Dil Fac |
|---|---|---|---|---|---|---|---|---|---|---|
| **Radium-228** | **1.22** | | 0.421 | 0.435 | 1.00 | 0.590 | pCi/L | 03/18/20 11:29 | 04/09/20 08:22 | 1 |

| *Carrier* | *%Yield* | *Qualifier* | *Limits* | *Prepared* | *Analyzed* | *Dil Fac* |
|---|---|---|---|---|---|---|
| *Ba Carrier* | *94.7* | | *40 - 110* | *03/18/20 11:29* | *04/09/20 08:22* | *1* |
| *Y Carrier* | *83.0* | | *40 - 110* | *03/18/20 11:29* | *04/09/20 08:22* | *1* |

### Method: Ra226_Ra228 - Combined Radium-226 and Radium-228

| Analyte | Result | Qualifier | Count Uncert. (2σ+/-) | Total Uncert. (2σ+/-) | RL | MDC | Unit | Prepared | Analyzed | Dil Fac |
|---|---|---|---|---|---|---|---|---|---|---|
| **Combined Radium 226 + 228** | **1.57** | | 0.506 | 0.518 | 5.00 | 0.590 | pCi/L | | 04/10/20 10:04 | 1 |

## Client Sample ID: BA04975 EB-2

**Date Collected: 03/10/20 14:55**
**Date Received: 03/13/20 13:50**

## Lab Sample ID: 400-185334-49

**Matrix: Water**

### Method: 9315 - Radium-226 (GFPC)

| Analyte | Result | Qualifier | Count Uncert. (2σ+/-) | Total Uncert. (2σ+/-) | RL | MDC | Unit | Prepared | Analyzed | Dil Fac |
|---|---|---|---|---|---|---|---|---|---|---|
| Radium-226 | 0.0244 | U | 0.196 | 0.196 | 1.00 | 0.393 | pCi/L | 03/18/20 09:37 | 04/09/20 14:58 | 1 |

| *Carrier* | *%Yield* | *Qualifier* | *Limits* | *Prepared* | *Analyzed* | *Dil Fac* |
|---|---|---|---|---|---|---|
| *Ba Carrier* | *94.7* | | *40 - 110* | *03/18/20 09:37* | *04/09/20 14:58* | *1* |

### Method: 9320 - Radium-228 (GFPC)

| Analyte | Result | Qualifier | Count Uncert. (2σ+/-) | Total Uncert. (2σ+/-) | RL | MDC | Unit | Prepared | Analyzed | Dil Fac |
|---|---|---|---|---|---|---|---|---|---|---|
| Radium-228 | 0.326 | U | 0.307 | 0.309 | 1.00 | 0.496 | pCi/L | 03/18/20 11:29 | 04/09/20 08:22 | 1 |

| *Carrier* | *%Yield* | *Qualifier* | *Limits* | *Prepared* | *Analyzed* | *Dil Fac* |
|---|---|---|---|---|---|---|
| *Ba Carrier* | *94.7* | | *40 - 110* | *03/18/20 11:29* | *04/09/20 08:22* | *1* |
| *Y Carrier* | *84.1* | | *40 - 110* | *03/18/20 11:29* | *04/09/20 08:22* | *1* |

### Method: Ra226_Ra228 - Combined Radium-226 and Radium-228

| Analyte | Result | Qualifier | Count Uncert. (2σ+/-) | Total Uncert. (2σ+/-) | RL | MDC | Unit | Prepared | Analyzed | Dil Fac |
|---|---|---|---|---|---|---|---|---|---|---|
| Combined Radium 226 + 228 | 0.350 | U | 0.364 | 0.366 | 5.00 | 0.496 | pCi/L | | 04/10/20 10:04 | 1 |

# Definitions/Glossary

Client: Alabama Power General Test Laboratory
Project/Site: CCR Plant Miller

Job ID: 400-185334-1
SDG: Miller Ash Pond 1265

## Qualifiers

### Rad

| Qualifier | Qualifier Description |
|---|---|
| F | MS/MSD Recovery and/or RPD exceeds the control limits |
| U | Result is less than the sample detection limit. |

## Glossary

| Abbreviation | These commonly used abbreviations may or may not be present in this report. |
|---|---|
| ¤ | Listed under the "D" column to designate that the result is reported on a dry weight basis |
| %R | Percent Recovery |
| CFL | Contains Free Liquid |
| CNF | Contains No Free Liquid |
| DER | Duplicate Error Ratio (normalized absolute difference) |
| Dil Fac | Dilution Factor |
| DL | Detection Limit (DoD/DOE) |
| DL, RA, RE, IN | Indicates a Dilution, Re-analysis, Re-extraction, or additional Initial metals/anion analysis of the sample |
| DLC | Decision Level Concentration (Radiochemistry) |
| EDL | Estimated Detection Limit (Dioxin) |
| LOD | Limit of Detection (DoD/DOE) |
| LOQ | Limit of Quantitation (DoD/DOE) |
| MDA | Minimum Detectable Activity (Radiochemistry) |
| MDC | Minimum Detectable Concentration (Radiochemistry) |
| MDL | Method Detection Limit |
| ML | Minimum Level (Dioxin) |
| NC | Not Calculated |
| ND | Not Detected at the reporting limit (or MDL or EDL if shown) |
| PQL | Practical Quantitation Limit |
| QC | Quality Control |
| RER | Relative Error Ratio (Radiochemistry) |
| RL | Reporting Limit or Requested Limit (Radiochemistry) |
| RPD | Relative Percent Difference, a measure of the relative difference between two points |
| TEF | Toxicity Equivalent Factor (Dioxin) |
| TEQ | Toxicity Equivalent Quotient (Dioxin) |

# Lab Chronicle

Client: Alabama Power General Test Laboratory
Project/Site: CCR Plant Miller

Job ID: 400-185334-1
SDG: Miller Ash Pond 1265

## Client Sample ID: BA04496 EB-1
**Date Collected: 03/02/20 11:40**
**Date Received: 03/13/20 13:50**

## Lab Sample ID: 400-185334-1
**Matrix: Water**

| Prep Type | Batch Type | Batch Method | Run | Dilution Factor | Batch Number | Prepared or Analyzed | Analyst | Lab |
|---|---|---|---|---|---|---|---|---|
| Total/NA | Prep | PrecSep-21 | | | 464642 | 03/18/20 08:22 | MNH | TAL SL |
| Total/NA | Analysis | 9315 | | 1 | 467512 | 04/13/20 22:30 | AJD | TAL SL |
| Total/NA | Prep | PrecSep_0 | | | 464647 | 03/18/20 08:43 | MNH | TAL SL |
| Total/NA | Analysis | 9320 | | 1 | 467537 | 04/13/20 16:38 | CJQ | TAL SL |
| Total/NA | Analysis | Ra226_Ra228 | | 1 | 467672 | 04/14/20 10:28 | SMP | TAL SL |

## Client Sample ID: BA04497 PZ-5
**Date Collected: 03/02/20 12:57**
**Date Received: 03/13/20 13:50**

## Lab Sample ID: 400-185334-2
**Matrix: Water**

| Prep Type | Batch Type | Batch Method | Run | Dilution Factor | Batch Number | Prepared or Analyzed | Analyst | Lab |
|---|---|---|---|---|---|---|---|---|
| Total/NA | Prep | PrecSep-21 | | | 464642 | 03/18/20 08:22 | MNH | TAL SL |
| Total/NA | Analysis | 9315 | | 1 | 467512 | 04/13/20 22:30 | AJD | TAL SL |
| Total/NA | Prep | PrecSep_0 | | | 464647 | 03/18/20 08:43 | MNH | TAL SL |
| Total/NA | Analysis | 9320 | | 1 | 467537 | 04/13/20 16:38 | CJQ | TAL SL |
| Total/NA | Analysis | Ra226_Ra228 | | 1 | 467672 | 04/14/20 10:28 | SMP | TAL SL |

## Client Sample ID: BA04498 FB-1
**Date Collected: 03/02/20 13:45**
**Date Received: 03/13/20 13:50**

## Lab Sample ID: 400-185334-3
**Matrix: Water**

| Prep Type | Batch Type | Batch Method | Run | Dilution Factor | Batch Number | Prepared or Analyzed | Analyst | Lab |
|---|---|---|---|---|---|---|---|---|
| Total/NA | Prep | PrecSep-21 | | | 464642 | 03/18/20 08:22 | MNH | TAL SL |
| Total/NA | Analysis | 9315 | | 1 | 467512 | 04/13/20 22:30 | AJD | TAL SL |
| Total/NA | Prep | PrecSep_0 | | | 464647 | 03/18/20 08:43 | MNH | TAL SL |
| Total/NA | Analysis | 9320 | | 1 | 467538 | 04/13/20 16:46 | CJQ | TAL SL |
| Total/NA | Analysis | Ra226_Ra228 | | 1 | 467672 | 04/14/20 10:28 | SMP | TAL SL |

## Client Sample ID: BA04499 MW-5
**Date Collected: 03/02/20 14:00**
**Date Received: 03/13/20 13:50**

## Lab Sample ID: 400-185334-4
**Matrix: Water**

| Prep Type | Batch Type | Batch Method | Run | Dilution Factor | Batch Number | Prepared or Analyzed | Analyst | Lab |
|---|---|---|---|---|---|---|---|---|
| Total/NA | Prep | PrecSep-21 | | | 464642 | 03/18/20 08:22 | MNH | TAL SL |
| Total/NA | Analysis | 9315 | | 1 | 467512 | 04/13/20 22:31 | AJD | TAL SL |
| Total/NA | Prep | PrecSep_0 | | | 464647 | 03/18/20 08:43 | MNH | TAL SL |
| Total/NA | Analysis | 9320 | | 1 | 467538 | 04/13/20 16:46 | CJQ | TAL SL |
| Total/NA | Analysis | Ra226_Ra228 | | 1 | 467672 | 04/14/20 10:28 | SMP | TAL SL |

# Lab Chronicle

Client: Alabama Power General Test Laboratory
Project/Site: CCR Plant Miller

Job ID: 400-185334-1
SDG: Miller Ash Pond 1265

## Client Sample ID: BA04500 MW-5 DUP
**Date Collected: 03/02/20 14:00**
**Date Received: 03/13/20 13:50**

## Lab Sample ID: 400-185334-5
**Matrix: Water**

| Prep Type | Batch Type | Batch Method | Run | Dilution Factor | Batch Number | Prepared or Analyzed | Analyst | Lab |
|---|---|---|---|---|---|---|---|---|
| Total/NA | Prep | PrecSep-21 | | | 464642 | 03/18/20 08:22 | MNH | TAL SL |
| Total/NA | Analysis | 9315 | | 1 | 467512 | 04/13/20 22:31 | AJD | TAL SL |
| Total/NA | Prep | PrecSep_0 | | | 464647 | 03/18/20 08:43 | MNH | TAL SL |
| Total/NA | Analysis | 9320 | | 1 | 467538 | 04/13/20 16:47 | CJQ | TAL SL |
| Total/NA | Analysis | Ra226_Ra228 | | 1 | 467672 | 04/14/20 10:28 | SMP | TAL SL |

## Client Sample ID: BA04501 MW-2
**Date Collected: 03/03/20 11:30**
**Date Received: 03/13/20 13:50**

## Lab Sample ID: 400-185334-6
**Matrix: Water**

| Prep Type | Batch Type | Batch Method | Run | Dilution Factor | Batch Number | Prepared or Analyzed | Analyst | Lab |
|---|---|---|---|---|---|---|---|---|
| Total/NA | Prep | PrecSep-21 | | | 464642 | 03/18/20 08:22 | MNH | TAL SL |
| Total/NA | Analysis | 9315 | | 1 | 467512 | 04/13/20 22:31 | AJD | TAL SL |
| Total/NA | Prep | PrecSep_0 | | | 464647 | 03/18/20 08:43 | MNH | TAL SL |
| Total/NA | Analysis | 9320 | | 1 | 467538 | 04/13/20 16:47 | CJQ | TAL SL |
| Total/NA | Analysis | Ra226_Ra228 | | 1 | 467672 | 04/14/20 10:28 | SMP | TAL SL |

## Client Sample ID: BA04502 MW-11
**Date Collected: 03/03/20 14:05**
**Date Received: 03/13/20 13:50**

## Lab Sample ID: 400-185334-7
**Matrix: Water**

| Prep Type | Batch Type | Batch Method | Run | Dilution Factor | Batch Number | Prepared or Analyzed | Analyst | Lab |
|---|---|---|---|---|---|---|---|---|
| Total/NA | Prep | PrecSep-21 | | | 464642 | 03/18/20 08:22 | MNH | TAL SL |
| Total/NA | Analysis | 9315 | | 1 | 467512 | 04/13/20 22:31 | AJD | TAL SL |
| Total/NA | Prep | PrecSep_0 | | | 464647 | 03/18/20 08:43 | MNH | TAL SL |
| Total/NA | Analysis | 9320 | | 1 | 467538 | 04/13/20 16:47 | CJQ | TAL SL |
| Total/NA | Analysis | Ra226_Ra228 | | 1 | 467672 | 04/14/20 10:28 | SMP | TAL SL |

## Client Sample ID: BA04503 MW-3S
**Date Collected: 03/03/20 08:30**
**Date Received: 03/13/20 13:50**

## Lab Sample ID: 400-185334-8
**Matrix: Water**

| Prep Type | Batch Type | Batch Method | Run | Dilution Factor | Batch Number | Prepared or Analyzed | Analyst | Lab |
|---|---|---|---|---|---|---|---|---|
| Total/NA | Prep | PrecSep-21 | | | 464642 | 03/18/20 08:22 | MNH | TAL SL |
| Total/NA | Analysis | 9315 | | 1 | 467512 | 04/13/20 22:31 | AJD | TAL SL |
| Total/NA | Prep | PrecSep_0 | | | 464647 | 03/18/20 08:43 | MNH | TAL SL |
| Total/NA | Analysis | 9320 | | 1 | 467538 | 04/13/20 16:47 | CJQ | TAL SL |
| Total/NA | Analysis | Ra226_Ra228 | | 1 | 467672 | 04/14/20 10:28 | SMP | TAL SL |

# Lab Chronicle

Client: Alabama Power General Test Laboratory
Project/Site: CCR Plant Miller

Job ID: 400-185334-1
SDG: Miller Ash Pond 1265

## Client Sample ID: BA04504 MW-3D
**Date Collected: 03/03/20 10:12**
**Date Received: 03/13/20 13:50**

## Lab Sample ID: 400-185334-9
**Matrix: Water**

| Prep Type | Batch Type | Batch Method | Run | Dilution Factor | Batch Number | Prepared or Analyzed | Analyst | Lab |
|---|---|---|---|---|---|---|---|---|
| Total/NA | Prep | PrecSep-21 | | | 464642 | 03/18/20 08:22 | MNH | TAL SL |
| Total/NA | Analysis | 9315 | | 1 | 467512 | 04/13/20 22:31 | AJD | TAL SL |
| Total/NA | Prep | PrecSep_0 | | | 464647 | 03/18/20 08:43 | MNH | TAL SL |
| Total/NA | Analysis | 9320 | | 1 | 467538 | 04/13/20 16:47 | CJQ | TAL SL |
| Total/NA | Analysis | Ra226_Ra228 | | 1 | 467672 | 04/14/20 10:28 | SMP | TAL SL |

## Client Sample ID: BA04505 MW-6V
**Date Collected: 03/03/20 12:23**
**Date Received: 03/13/20 13:50**

## Lab Sample ID: 400-185334-10
**Matrix: Water**

| Prep Type | Batch Type | Batch Method | Run | Dilution Factor | Batch Number | Prepared or Analyzed | Analyst | Lab |
|---|---|---|---|---|---|---|---|---|
| Total/NA | Prep | PrecSep-21 | | | 464642 | 03/18/20 08:22 | MNH | TAL SL |
| Total/NA | Analysis | 9315 | | 1 | 467512 | 04/13/20 22:31 | AJD | TAL SL |
| Total/NA | Prep | PrecSep_0 | | | 464647 | 03/18/20 08:43 | MNH | TAL SL |
| Total/NA | Analysis | 9320 | | 1 | 467538 | 04/13/20 16:47 | CJQ | TAL SL |
| Total/NA | Analysis | Ra226_Ra228 | | 1 | 467672 | 04/14/20 10:28 | SMP | TAL SL |

## Client Sample ID: BA04506 MW-6
**Date Collected: 03/03/20 13:21**
**Date Received: 03/13/20 13:50**

## Lab Sample ID: 400-185334-11
**Matrix: Water**

| Prep Type | Batch Type | Batch Method | Run | Dilution Factor | Batch Number | Prepared or Analyzed | Analyst | Lab |
|---|---|---|---|---|---|---|---|---|
| Total/NA | Prep | PrecSep-21 | | | 464642 | 03/18/20 08:22 | MNH | TAL SL |
| Total/NA | Analysis | 9315 | | 1 | 467657 | 04/14/20 04:42 | KLS | TAL SL |
| Total/NA | Prep | PrecSep_0 | | | 464647 | 03/18/20 08:43 | MNH | TAL SL |
| Total/NA | Analysis | 9320 | | 1 | 467538 | 04/13/20 16:47 | CJQ | TAL SL |
| Total/NA | Analysis | Ra226_Ra228 | | 1 | 467672 | 04/14/20 10:28 | SMP | TAL SL |

## Client Sample ID: BA04507 MW-7S
**Date Collected: 03/03/20 15:10**
**Date Received: 03/13/20 13:50**

## Lab Sample ID: 400-185334-12
**Matrix: Water**

| Prep Type | Batch Type | Batch Method | Run | Dilution Factor | Batch Number | Prepared or Analyzed | Analyst | Lab |
|---|---|---|---|---|---|---|---|---|
| Total/NA | Prep | PrecSep-21 | | | 464642 | 03/18/20 08:22 | MNH | TAL SL |
| Total/NA | Analysis | 9315 | | 1 | 467657 | 04/14/20 04:42 | KLS | TAL SL |
| Total/NA | Prep | PrecSep_0 | | | 464647 | 03/18/20 08:43 | MNH | TAL SL |
| Total/NA | Analysis | 9320 | | 1 | 467538 | 04/13/20 16:48 | CJQ | TAL SL |
| Total/NA | Analysis | Ra226_Ra228 | | 1 | 467672 | 04/14/20 10:28 | SMP | TAL SL |

# Lab Chronicle

Client: Alabama Power General Test Laboratory
Project/Site: CCR Plant Miller

Job ID: 400-185334-1
SDG: Miller Ash Pond 1265

## Client Sample ID: BA04508 MW-7D
**Date Collected: 03/03/20 16:00**
**Date Received: 03/13/20 13:50**

## Lab Sample ID: 400-185334-13
**Matrix: Water**

| Prep Type | Batch Type | Batch Method | Run | Dilution Factor | Batch Number | Prepared or Analyzed | Analyst | Lab |
|---|---|---|---|---|---|---|---|---|
| Total/NA | Prep | PrecSep-21 | | | 464642 | 03/18/20 08:22 | MNH | TAL SL |
| Total/NA | Analysis | 9315 | | 1 | 467657 | 04/14/20 04:43 | KLS | TAL SL |
| Total/NA | Prep | PrecSep_0 | | | 464647 | 03/18/20 08:43 | MNH | TAL SL |
| Total/NA | Analysis | 9320 | | 1 | 467538 | 04/13/20 16:48 | CJQ | TAL SL |
| Total/NA | Analysis | Ra226_Ra228 | | 1 | 467672 | 04/14/20 10:28 | SMP | TAL SL |

## Client Sample ID: BA04509 FB-2
**Date Collected: 03/03/20 16:20**
**Date Received: 03/13/20 13:50**

## Lab Sample ID: 400-185334-14
**Matrix: Water**

| Prep Type | Batch Type | Batch Method | Run | Dilution Factor | Batch Number | Prepared or Analyzed | Analyst | Lab |
|---|---|---|---|---|---|---|---|---|
| Total/NA | Prep | PrecSep-21 | | | 464642 | 03/18/20 08:22 | MNH | TAL SL |
| Total/NA | Analysis | 9315 | | 1 | 467657 | 04/14/20 04:43 | KLS | TAL SL |
| Total/NA | Prep | PrecSep_0 | | | 464647 | 03/18/20 08:43 | MNH | TAL SL |
| Total/NA | Analysis | 9320 | | 1 | 467538 | 04/13/20 16:48 | CJQ | TAL SL |
| Total/NA | Analysis | Ra226_Ra228 | | 1 | 467672 | 04/14/20 10:28 | SMP | TAL SL |

## Client Sample ID: BA04639 MW-8D
**Date Collected: 03/03/20 10:40**
**Date Received: 03/13/20 13:50**

## Lab Sample ID: 400-185334-15
**Matrix: Water**

| Prep Type | Batch Type | Batch Method | Run | Dilution Factor | Batch Number | Prepared or Analyzed | Analyst | Lab |
|---|---|---|---|---|---|---|---|---|
| Total/NA | Prep | PrecSep-21 | | | 464655 | 03/18/20 09:04 | MNH | TAL SL |
| Total/NA | Analysis | 9315 | | 1 | 467823 | 04/15/20 13:44 | CJQ | TAL SL |
| Total/NA | Prep | PrecSep_0 | | | 464659 | 03/18/20 09:21 | MNH | TAL SL |
| Total/NA | Analysis | 9320 | | 1 | 467676 | 04/14/20 17:23 | KLS | TAL SL |
| Total/NA | Analysis | Ra226_Ra228 | | 1 | 468989 | 04/27/20 12:31 | SMP | TAL SL |

## Client Sample ID: BA04640 MW-8S
**Date Collected: 03/03/20 12:05**
**Date Received: 03/13/20 13:50**

## Lab Sample ID: 400-185334-16
**Matrix: Water**

| Prep Type | Batch Type | Batch Method | Run | Dilution Factor | Batch Number | Prepared or Analyzed | Analyst | Lab |
|---|---|---|---|---|---|---|---|---|
| Total/NA | Prep | PrecSep-21 | | | 464655 | 03/18/20 09:04 | MNH | TAL SL |
| Total/NA | Analysis | 9315 | | 1 | 467823 | 04/15/20 13:44 | CJQ | TAL SL |
| Total/NA | Prep | PrecSep_0 | | | 464659 | 03/18/20 09:21 | MNH | TAL SL |
| Total/NA | Analysis | 9320 | | 1 | 467676 | 04/14/20 17:23 | KLS | TAL SL |
| Total/NA | Analysis | Ra226_Ra228 | | 1 | 468989 | 04/27/20 12:31 | SMP | TAL SL |

## Client Sample ID: BA04641 MW-8S DUP

**Lab Sample ID: 400-185334-17**

**Date Collected: 03/03/20 12:05**

**Matrix: Water**

**Date Received: 03/13/20 13:50**

| Prep Type | Batch Type | Batch Method | Run | Dilution Factor | Batch Number | Prepared or Analyzed | Analyst | Lab |
|---|---|---|---|---|---|---|---|---|
| Total/NA | Prep | PrecSep-21 | | | 464655 | 03/18/20 09:04 | MNH | TAL SL |
| Total/NA | Analysis | 9315 | | 1 | 467823 | 04/15/20 13:44 | CJQ | TAL SL |
| Total/NA | Prep | PrecSep_0 | | | 464659 | 03/18/20 09:21 | MNH | TAL SL |
| Total/NA | Analysis | 9320 | | 1 | 467676 | 04/14/20 17:23 | KLS | TAL SL |
| Total/NA | Analysis | Ra226_Ra228 | | 1 | 468989 | 04/27/20 12:31 | SMP | TAL SL |

## Client Sample ID: BA04642 MW-9D

**Lab Sample ID: 400-185334-18**

**Date Collected: 03/03/20 13:28**

**Matrix: Water**

**Date Received: 03/13/20 13:50**

| Prep Type | Batch Type | Batch Method | Run | Dilution Factor | Batch Number | Prepared or Analyzed | Analyst | Lab |
|---|---|---|---|---|---|---|---|---|
| Total/NA | Prep | PrecSep-21 | | | 464655 | 03/18/20 09:04 | MNH | TAL SL |
| Total/NA | Analysis | 9315 | | 1 | 467823 | 04/15/20 13:45 | CJQ | TAL SL |
| Total/NA | Prep | PrecSep_0 | | | 464659 | 03/18/20 09:21 | MNH | TAL SL |
| Total/NA | Analysis | 9320 | | 1 | 467676 | 04/14/20 17:23 | KLS | TAL SL |
| Total/NA | Analysis | Ra226_Ra228 | | 1 | 468989 | 04/27/20 12:31 | SMP | TAL SL |

## Client Sample ID: BA04643 MW-9S

**Lab Sample ID: 400-185334-19**

**Date Collected: 03/03/20 14:50**

**Matrix: Water**

**Date Received: 03/13/20 13:50**

| Prep Type | Batch Type | Batch Method | Run | Dilution Factor | Batch Number | Prepared or Analyzed | Analyst | Lab |
|---|---|---|---|---|---|---|---|---|
| Total/NA | Prep | PrecSep-21 | | | 464655 | 03/18/20 09:04 | MNH | TAL SL |
| Total/NA | Analysis | 9315 | | 1 | 467823 | 04/15/20 13:45 | CJQ | TAL SL |
| Total/NA | Prep | PrecSep_0 | | | 464659 | 03/18/20 09:21 | MNH | TAL SL |
| Total/NA | Analysis | 9320 | | 1 | 467676 | 04/14/20 17:23 | KLS | TAL SL |
| Total/NA | Analysis | Ra226_Ra228 | | 1 | 468989 | 04/27/20 12:31 | SMP | TAL SL |

## Client Sample ID: BA04644 MW-16

**Lab Sample ID: 400-185334-20**

**Date Collected: 03/03/20 16:05**

**Matrix: Water**

**Date Received: 03/13/20 13:50**

| Prep Type | Batch Type | Batch Method | Run | Dilution Factor | Batch Number | Prepared or Analyzed | Analyst | Lab |
|---|---|---|---|---|---|---|---|---|
| Total/NA | Prep | PrecSep-21 | | | 464655 | 03/18/20 09:04 | MNH | TAL SL |
| Total/NA | Analysis | 9315 | | 1 | 467823 | 04/15/20 13:45 | CJQ | TAL SL |
| Total/NA | Prep | PrecSep_0 | | | 464659 | 03/18/20 09:21 | MNH | TAL SL |
| Total/NA | Analysis | 9320 | | 1 | 467676 | 04/14/20 17:23 | KLS | TAL SL |
| Total/NA | Analysis | Ra226_Ra228 | | 1 | 468989 | 04/27/20 12:31 | SMP | TAL SL |

# Lab Chronicle

Client: Alabama Power General Test Laboratory
Project/Site: CCR Plant Miller

Job ID: 400-185334-1
SDG: Miller Ash Pond 1265

## Client Sample ID: BA04645 MW-15
**Date Collected: 03/04/20 10:45**
**Date Received: 03/13/20 13:50**

## Lab Sample ID: 400-185334-21
**Matrix: Water**

| Prep Type | Batch Type | Batch Method | Run | Dilution Factor | Batch Number | Prepared or Analyzed | Analyst | Lab |
|---|---|---|---|---|---|---|---|---|
| Total/NA | Prep | PrecSep-21 | | | 464655 | 03/18/20 09:04 | MNH | TAL SL |
| Total/NA | Analysis | 9315 | | 1 | 467823 | 04/15/20 13:45 | CJQ | TAL SL |
| Total/NA | Prep | PrecSep_0 | | | 464659 | 03/18/20 09:21 | MNH | TAL SL |
| Total/NA | Analysis | 9320 | | 1 | 467676 | 04/14/20 17:23 | KLS | TAL SL |
| Total/NA | Analysis | Ra226_Ra228 | | 1 | 468989 | 04/27/20 12:31 | SMP | TAL SL |

## Client Sample ID: BA04646 MW-14
**Date Collected: 03/04/20 12:25**
**Date Received: 03/13/20 13:50**

## Lab Sample ID: 400-185334-22
**Matrix: Water**

| Prep Type | Batch Type | Batch Method | Run | Dilution Factor | Batch Number | Prepared or Analyzed | Analyst | Lab |
|---|---|---|---|---|---|---|---|---|
| Total/NA | Prep | PrecSep-21 | | | 464655 | 03/18/20 09:04 | MNH | TAL SL |
| Total/NA | Analysis | 9315 | | 1 | 467823 | 04/15/20 13:46 | CJQ | TAL SL |
| Total/NA | Prep | PrecSep_0 | | | 464659 | 03/18/20 09:21 | MNH | TAL SL |
| Total/NA | Analysis | 9320 | | 1 | 467676 | 04/14/20 17:23 | KLS | TAL SL |
| Total/NA | Analysis | Ra226_Ra228 | | 1 | 468989 | 04/27/20 12:31 | SMP | TAL SL |

## Client Sample ID: BA04647 MW-4
**Date Collected: 03/04/20 14:07**
**Date Received: 03/13/20 13:50**

## Lab Sample ID: 400-185334-23
**Matrix: Water**

| Prep Type | Batch Type | Batch Method | Run | Dilution Factor | Batch Number | Prepared or Analyzed | Analyst | Lab |
|---|---|---|---|---|---|---|---|---|
| Total/NA | Prep | PrecSep-21 | | | 464655 | 03/18/20 09:04 | MNH | TAL SL |
| Total/NA | Analysis | 9315 | | 1 | 467823 | 04/15/20 13:46 | CJQ | TAL SL |
| Total/NA | Prep | PrecSep_0 | | | 464659 | 03/18/20 09:21 | MNH | TAL SL |
| Total/NA | Analysis | 9320 | | 1 | 467676 | 04/14/20 17:23 | KLS | TAL SL |
| Total/NA | Analysis | Ra226_Ra228 | | 1 | 468989 | 04/27/20 12:31 | SMP | TAL SL |

## Client Sample ID: BA04648 MW-4V
**Date Collected: 03/04/20 15:10**
**Date Received: 03/13/20 13:50**

## Lab Sample ID: 400-185334-24
**Matrix: Water**

| Prep Type | Batch Type | Batch Method | Run | Dilution Factor | Batch Number | Prepared or Analyzed | Analyst | Lab |
|---|---|---|---|---|---|---|---|---|
| Total/NA | Prep | PrecSep-21 | | | 464655 | 03/18/20 09:04 | MNH | TAL SL |
| Total/NA | Analysis | 9315 | | 1 | 467823 | 04/15/20 13:46 | CJQ | TAL SL |
| Total/NA | Prep | PrecSep_0 | | | 464659 | 03/18/20 09:21 | MNH | TAL SL |
| Total/NA | Analysis | 9320 | | 1 | 467676 | 04/14/20 17:24 | KLS | TAL SL |
| Total/NA | Analysis | Ra226_Ra228 | | 1 | 468989 | 04/27/20 12:31 | SMP | TAL SL |

# Lab Chronicle

Client: Alabama Power General Test Laboratory
Project/Site: CCR Plant Miller

Job ID: 400-185334-1
SDG: Miller Ash Pond 1265

## Client Sample ID: BA04649 MW-33H
**Date Collected: 03/05/20 08:58**
**Date Received: 03/13/20 13:50**

## Lab Sample ID: 400-185334-25
**Matrix: Water**

| Prep Type | Batch Type | Batch Method | Run | Dilution Factor | Batch Number | Prepared or Analyzed | Analyst | Lab |
|---|---|---|---|---|---|---|---|---|
| Total/NA | Prep | PrecSep-21 | | | 464655 | 03/18/20 09:04 | MNH | TAL SL |
| Total/NA | Analysis | 9315 | | 1 | 467823 | 04/15/20 13:46 | CJQ | TAL SL |
| Total/NA | Prep | PrecSep_0 | | | 464659 | 03/18/20 09:21 | MNH | TAL SL |
| Total/NA | Analysis | 9320 | | 1 | 467676 | 04/14/20 17:24 | KLS | TAL SL |
| Total/NA | Analysis | Ra226_Ra228 | | 1 | 468989 | 04/27/20 12:31 | SMP | TAL SL |

## Client Sample ID: BA04952 MW-21
**Date Collected: 03/09/20 13:52**
**Date Received: 03/13/20 13:50**

## Lab Sample ID: 400-185334-26
**Matrix: Water**

| Prep Type | Batch Type | Batch Method | Run | Dilution Factor | Batch Number | Prepared or Analyzed | Analyst | Lab |
|---|---|---|---|---|---|---|---|---|
| Total/NA | Prep | PrecSep-21 | | | 464655 | 03/18/20 09:04 | MNH | TAL SL |
| Total/NA | Analysis | 9315 | | 1 | 467823 | 04/15/20 13:46 | CJQ | TAL SL |
| Total/NA | Prep | PrecSep_0 | | | 464659 | 03/18/20 09:21 | MNH | TAL SL |
| Total/NA | Analysis | 9320 | | 1 | 467676 | 04/14/20 17:24 | KLS | TAL SL |
| Total/NA | Analysis | Ra226_Ra228 | | 1 | 468989 | 04/27/20 12:31 | SMP | TAL SL |

## Client Sample ID: BA04953 MW-23
**Date Collected: 03/09/20 17:25**
**Date Received: 03/13/20 13:50**

## Lab Sample ID: 400-185334-27
**Matrix: Water**

| Prep Type | Batch Type | Batch Method | Run | Dilution Factor | Batch Number | Prepared or Analyzed | Analyst | Lab |
|---|---|---|---|---|---|---|---|---|
| Total/NA | Prep | PrecSep-21 | | | 464655 | 03/18/20 09:04 | MNH | TAL SL |
| Total/NA | Analysis | 9315 | | 1 | 467823 | 04/15/20 15:35 | CJQ | TAL SL |
| Total/NA | Prep | PrecSep_0 | | | 464659 | 03/18/20 09:21 | MNH | TAL SL |
| Total/NA | Analysis | 9320 | | 1 | 467710 | 04/14/20 17:29 | AJD | TAL SL |
| Total/NA | Analysis | Ra226_Ra228 | | 1 | 468989 | 04/27/20 12:31 | SMP | TAL SL |

## Client Sample ID: BA04954 MW-20HS
**Date Collected: 03/10/20 12:35**
**Date Received: 03/13/20 13:50**

## Lab Sample ID: 400-185334-28
**Matrix: Water**

| Prep Type | Batch Type | Batch Method | Run | Dilution Factor | Batch Number | Prepared or Analyzed | Analyst | Lab |
|---|---|---|---|---|---|---|---|---|
| Total/NA | Prep | PrecSep-21 | | | 464655 | 03/18/20 09:04 | MNH | TAL SL |
| Total/NA | Analysis | 9315 | | 1 | 467823 | 04/15/20 15:35 | CJQ | TAL SL |
| Total/NA | Prep | PrecSep_0 | | | 464659 | 03/18/20 09:21 | MNH | TAL SL |
| Total/NA | Analysis | 9320 | | 1 | 467710 | 04/14/20 17:29 | AJD | TAL SL |
| Total/NA | Analysis | Ra226_Ra228 | | 1 | 468989 | 04/27/20 12:31 | SMP | TAL SL |

## Client Sample ID: BA04955 MW-20HS DUP

**Lab Sample ID: 400-185334-29**

**Date Collected: 03/10/20 12:35**

**Matrix: Water**

**Date Received: 03/13/20 13:50**

| Prep Type | Batch Type | Batch Method | Run | Dilution Factor | Batch Number | Prepared or Analyzed | Analyst | Lab |
|---|---|---|---|---|---|---|---|---|
| Total/NA | Prep | PrecSep-21 | | | 464655 | 03/18/20 09:04 | MNH | TAL SL |
| Total/NA | Analysis | 9315 | | 1 | 467823 | 04/15/20 15:35 | CJQ | TAL SL |
| Total/NA | Prep | PrecSep_0 | | | 464659 | 03/18/20 09:21 | MNH | TAL SL |
| Total/NA | Analysis | 9320 | | 1 | 467710 | 04/14/20 17:29 | AJD | TAL SL |
| Total/NA | Analysis | Ra226_Ra228 | | 1 | 468989 | 04/27/20 12:31 | SMP | TAL SL |

## Client Sample ID: BA04956 MW-20H

**Lab Sample ID: 400-185334-30**

**Date Collected: 03/10/20 13:50**

**Matrix: Water**

**Date Received: 03/13/20 13:50**

| Prep Type | Batch Type | Batch Method | Run | Dilution Factor | Batch Number | Prepared or Analyzed | Analyst | Lab |
|---|---|---|---|---|---|---|---|---|
| Total/NA | Prep | PrecSep-21 | | | 464655 | 03/18/20 09:04 | MNH | TAL SL |
| Total/NA | Analysis | 9315 | | 1 | 467823 | 04/15/20 15:35 | CJQ | TAL SL |
| Total/NA | Prep | PrecSep_0 | | | 464659 | 03/18/20 09:21 | MNH | TAL SL |
| Total/NA | Analysis | 9320 | | 1 | 467710 | 04/14/20 17:29 | AJD | TAL SL |
| Total/NA | Analysis | Ra226_Ra228 | | 1 | 468989 | 04/27/20 12:31 | SMP | TAL SL |

## Client Sample ID: BA04957 MW-32H

**Lab Sample ID: 400-185334-31**

**Date Collected: 03/10/20 15:33**

**Matrix: Water**

**Date Received: 03/13/20 13:50**

| Prep Type | Batch Type | Batch Method | Run | Dilution Factor | Batch Number | Prepared or Analyzed | Analyst | Lab |
|---|---|---|---|---|---|---|---|---|
| Total/NA | Prep | PrecSep-21 | | | 464655 | 03/18/20 09:04 | MNH | TAL SL |
| Total/NA | Analysis | 9315 | | 1 | 467823 | 04/15/20 15:35 | CJQ | TAL SL |
| Total/NA | Prep | PrecSep_0 | | | 464659 | 03/18/20 09:21 | MNH | TAL SL |
| Total/NA | Analysis | 9320 | | 1 | 467710 | 04/14/20 17:29 | AJD | TAL SL |
| Total/NA | Analysis | Ra226_Ra228 | | 1 | 468989 | 04/27/20 12:31 | SMP | TAL SL |

## Client Sample ID: BA04958 FB-4

**Lab Sample ID: 400-185334-32**

**Date Collected: 03/10/20 16:00**

**Matrix: Water**

**Date Received: 03/13/20 13:50**

| Prep Type | Batch Type | Batch Method | Run | Dilution Factor | Batch Number | Prepared or Analyzed | Analyst | Lab |
|---|---|---|---|---|---|---|---|---|
| Total/NA | Prep | PrecSep-21 | | | 464655 | 03/18/20 09:04 | MNH | TAL SL |
| Total/NA | Analysis | 9315 | | 1 | 467823 | 04/15/20 15:35 | CJQ | TAL SL |
| Total/NA | Prep | PrecSep_0 | | | 464659 | 03/18/20 09:21 | MNH | TAL SL |
| Total/NA | Analysis | 9320 | | 1 | 467710 | 04/14/20 17:29 | AJD | TAL SL |
| Total/NA | Analysis | Ra226_Ra228 | | 1 | 468989 | 04/27/20 12:33 | SMP | TAL SL |

# Lab Chronicle

Client: Alabama Power General Test Laboratory
Project/Site: CCR Plant Miller

Job ID: 400-185334-1
SDG: Miller Ash Pond 1265

## Client Sample ID: BA04959 MW-1
**Date Collected: 03/09/20 13:00**
**Date Received: 03/13/20 13:50**

## Lab Sample ID: 400-185334-33
**Matrix: Water**

| Prep Type | Batch Type | Batch Method | Run | Dilution Factor | Batch Number | Prepared or Analyzed | Analyst | Lab |
|---|---|---|---|---|---|---|---|---|
| Total/NA | Prep | PrecSep-21 | | | 464790 | 03/18/20 09:37 | MNH | TAL SL |
| Total/NA | Analysis | 9315 | | 1 | 467274 | 04/09/20 12:59 | JLW | TAL SL |
| Total/NA | Prep | PrecSep_0 | | | 464798 | 03/18/20 11:29 | MNH | TAL SL |
| Total/NA | Analysis | 9320 | | 1 | 467286 | 04/09/20 08:16 | CJQ | TAL SL |
| Total/NA | Analysis | Ra226_Ra228 | | 1 | 467432 | 04/10/20 10:04 | SMP | TAL SL |

## Client Sample ID: BA04960 FB-3
**Date Collected: 03/09/20 14:40**
**Date Received: 03/13/20 13:50**

## Lab Sample ID: 400-185334-34
**Matrix: Water**

| Prep Type | Batch Type | Batch Method | Run | Dilution Factor | Batch Number | Prepared or Analyzed | Analyst | Lab |
|---|---|---|---|---|---|---|---|---|
| Total/NA | Prep | PrecSep-21 | | | 464790 | 03/18/20 09:37 | MNH | TAL SL |
| Total/NA | Analysis | 9315 | | 1 | 467274 | 04/09/20 12:59 | JLW | TAL SL |
| Total/NA | Prep | PrecSep_0 | | | 464798 | 03/18/20 11:29 | MNH | TAL SL |
| Total/NA | Analysis | 9320 | | 1 | 467286 | 04/09/20 08:16 | CJQ | TAL SL |
| Total/NA | Analysis | Ra226_Ra228 | | 1 | 467432 | 04/10/20 10:04 | SMP | TAL SL |

## Client Sample ID: BA04961 MW-34H
**Date Collected: 03/09/20 14:55**
**Date Received: 03/13/20 13:50**

## Lab Sample ID: 400-185334-35
**Matrix: Water**

| Prep Type | Batch Type | Batch Method | Run | Dilution Factor | Batch Number | Prepared or Analyzed | Analyst | Lab |
|---|---|---|---|---|---|---|---|---|
| Total/NA | Prep | PrecSep-21 | | | 464790 | 03/18/20 09:37 | MNH | TAL SL |
| Total/NA | Analysis | 9315 | | 1 | 467274 | 04/09/20 12:59 | JLW | TAL SL |
| Total/NA | Prep | PrecSep_0 | | | 464798 | 03/18/20 11:29 | MNH | TAL SL |
| Total/NA | Analysis | 9320 | | 1 | 467286 | 04/09/20 08:16 | CJQ | TAL SL |
| Total/NA | Analysis | Ra226_Ra228 | | 1 | 467432 | 04/10/20 10:04 | SMP | TAL SL |

## Client Sample ID: BA04962 MW-19HA
**Date Collected: 03/09/20 16:10**
**Date Received: 03/13/20 13:50**

## Lab Sample ID: 400-185334-36
**Matrix: Water**

| Prep Type | Batch Type | Batch Method | Run | Dilution Factor | Batch Number | Prepared or Analyzed | Analyst | Lab |
|---|---|---|---|---|---|---|---|---|
| Total/NA | Prep | PrecSep-21 | | | 464790 | 03/18/20 09:37 | MNH | TAL SL |
| Total/NA | Analysis | 9315 | | 1 | 467274 | 04/09/20 12:59 | JLW | TAL SL |
| Total/NA | Prep | PrecSep_0 | | | 464798 | 03/18/20 11:29 | MNH | TAL SL |
| Total/NA | Analysis | 9320 | | 1 | 467286 | 04/09/20 08:16 | CJQ | TAL SL |
| Total/NA | Analysis | Ra226_Ra228 | | 1 | 467432 | 04/10/20 10:04 | SMP | TAL SL |

## Client Sample ID: BA04963 MW-19HA DIS

**Lab Sample ID: 400-185334-37**

**Date Collected: 03/09/20 16:10**

**Matrix: Water**

**Date Received: 03/13/20 13:50**

| Prep Type | Batch Type | Batch Method | Run | Dilution Factor | Batch Number | Prepared or Analyzed | Analyst | Lab |
|---|---|---|---|---|---|---|---|---|
| Dissolved | Prep | PrecSep-21 | | | 464790 | 03/18/20 09:37 | MNH | TAL SL |
| Dissolved | Analysis | 9315 | | 1 | 467274 | 04/09/20 12:59 | JLW | TAL SL |
| Dissolved | Prep | PrecSep_0 | | | 464798 | 03/18/20 11:29 | MNH | TAL SL |
| Dissolved | Analysis | 9320 | | 1 | 467286 | 04/09/20 08:16 | CJQ | TAL SL |
| Dissolved | Analysis | Ra226_Ra228 (D) | | 1 | 467431 | 04/10/20 10:03 | SMP | TAL SL |

## Client Sample ID: BA04964 MW-30H

**Lab Sample ID: 400-185334-38**

**Date Collected: 03/10/20 12:50**

**Matrix: Water**

**Date Received: 03/13/20 13:50**

| Prep Type | Batch Type | Batch Method | Run | Dilution Factor | Batch Number | Prepared or Analyzed | Analyst | Lab |
|---|---|---|---|---|---|---|---|---|
| Total/NA | Prep | PrecSep-21 | | | 464790 | 03/18/20 09:37 | MNH | TAL SL |
| Total/NA | Analysis | 9315 | | 1 | 467274 | 04/09/20 12:59 | JLW | TAL SL |
| Total/NA | Prep | PrecSep_0 | | | 464798 | 03/18/20 11:29 | MNH | TAL SL |
| Total/NA | Analysis | 9320 | | 1 | 467286 | 04/09/20 08:16 | CJQ | TAL SL |
| Total/NA | Analysis | Ra226_Ra228 | | 1 | 467432 | 04/10/20 10:04 | SMP | TAL SL |

## Client Sample ID: BA04965 MW-10

**Lab Sample ID: 400-185334-39**

**Date Collected: 03/09/20 12:26**

**Matrix: Water**

**Date Received: 03/13/20 13:50**

| Prep Type | Batch Type | Batch Method | Run | Dilution Factor | Batch Number | Prepared or Analyzed | Analyst | Lab |
|---|---|---|---|---|---|---|---|---|
| Total/NA | Prep | PrecSep-21 | | | 464790 | 03/18/20 09:37 | MNH | TAL SL |
| Total/NA | Analysis | 9315 | | 1 | 467274 | 04/09/20 12:59 | JLW | TAL SL |
| Total/NA | Prep | PrecSep_0 | | | 464798 | 03/18/20 11:29 | MNH | TAL SL |
| Total/NA | Analysis | 9320 | | 1 | 467286 | 04/09/20 08:16 | CJQ | TAL SL |
| Total/NA | Analysis | Ra226_Ra228 | | 1 | 467432 | 04/10/20 10:04 | SMP | TAL SL |

## Client Sample ID: BA04966 MW-37H

**Lab Sample ID: 400-185334-40**

**Date Collected: 03/09/20 13:40**

**Matrix: Water**

**Date Received: 03/13/20 13:50**

| Prep Type | Batch Type | Batch Method | Run | Dilution Factor | Batch Number | Prepared or Analyzed | Analyst | Lab |
|---|---|---|---|---|---|---|---|---|
| Total/NA | Prep | PrecSep-21 | | | 464790 | 03/18/20 09:37 | MNH | TAL SL |
| Total/NA | Analysis | 9315 | | 1 | 467274 | 04/09/20 12:59 | JLW | TAL SL |
| Total/NA | Prep | PrecSep_0 | | | 464798 | 03/18/20 11:29 | MNH | TAL SL |
| Total/NA | Analysis | 9320 | | 1 | 467286 | 04/09/20 08:16 | CJQ | TAL SL |
| Total/NA | Analysis | Ra226_Ra228 | | 1 | 467432 | 04/10/20 10:04 | SMP | TAL SL |

# Lab Chronicle

Client: Alabama Power General Test Laboratory
Project/Site: CCR Plant Miller

Job ID: 400-185334-1
SDG: Miller Ash Pond 1265

## Client Sample ID: BA04967 MW-37H DUP
**Date Collected: 03/09/20 13:40**
**Date Received: 03/13/20 13:50**

## Lab Sample ID: 400-185334-41
**Matrix: Water**

| Prep Type | Batch Type | Batch Method | Run | Dilution Factor | Batch Number | Prepared or Analyzed | Analyst | Lab |
|---|---|---|---|---|---|---|---|---|
| Total/NA | Prep | PrecSep-21 | | | 464790 | 03/18/20 09:37 | MNH | TAL SL |
| Total/NA | Analysis | 9315 | | 1 | 467274 | 04/09/20 12:59 | JLW | TAL SL |
| Total/NA | Prep | PrecSep_0 | | | 464798 | 03/18/20 11:29 | MNH | TAL SL |
| Total/NA | Analysis | 9320 | | 1 | 467286 | 04/09/20 08:16 | CJQ | TAL SL |
| Total/NA | Analysis | Ra226_Ra228 | | 1 | 467432 | 04/10/20 10:04 | SMP | TAL SL |

## Client Sample ID: BA04968 MW-28H
**Date Collected: 03/09/20 15:25**
**Date Received: 03/13/20 13:50**

## Lab Sample ID: 400-185334-42
**Matrix: Water**

| Prep Type | Batch Type | Batch Method | Run | Dilution Factor | Batch Number | Prepared or Analyzed | Analyst | Lab |
|---|---|---|---|---|---|---|---|---|
| Total/NA | Prep | PrecSep-21 | | | 464790 | 03/18/20 09:37 | MNH | TAL SL |
| Total/NA | Analysis | 9315 | | 1 | 467274 | 04/09/20 13:00 | JLW | TAL SL |
| Total/NA | Prep | PrecSep_0 | | | 464798 | 03/18/20 11:29 | MNH | TAL SL |
| Total/NA | Analysis | 9320 | | 1 | 467286 | 04/09/20 08:17 | CJQ | TAL SL |
| Total/NA | Analysis | Ra226_Ra228 | | 1 | 467432 | 04/10/20 10:04 | SMP | TAL SL |

## Client Sample ID: BA04969 MW-13S
**Date Collected: 03/09/20 16:35**
**Date Received: 03/13/20 13:50**

## Lab Sample ID: 400-185334-43
**Matrix: Water**

| Prep Type | Batch Type | Batch Method | Run | Dilution Factor | Batch Number | Prepared or Analyzed | Analyst | Lab |
|---|---|---|---|---|---|---|---|---|
| Total/NA | Prep | PrecSep-21 | | | 464790 | 03/18/20 09:37 | MNH | TAL SL |
| Total/NA | Analysis | 9315 | | 1 | 467274 | 04/09/20 13:00 | JLW | TAL SL |
| Total/NA | Prep | PrecSep_0 | | | 464798 | 03/18/20 11:29 | MNH | TAL SL |
| Total/NA | Analysis | 9320 | | 1 | 467286 | 04/09/20 08:17 | CJQ | TAL SL |
| Total/NA | Analysis | Ra226_Ra228 | | 1 | 467432 | 04/10/20 10:04 | SMP | TAL SL |

## Client Sample ID: BA04970 MW-13D
**Date Collected: 03/09/20 18:03**
**Date Received: 03/13/20 13:50**

## Lab Sample ID: 400-185334-44
**Matrix: Water**

| Prep Type | Batch Type | Batch Method | Run | Dilution Factor | Batch Number | Prepared or Analyzed | Analyst | Lab |
|---|---|---|---|---|---|---|---|---|
| Total/NA | Prep | PrecSep-21 | | | 464790 | 03/18/20 09:37 | MNH | TAL SL |
| Total/NA | Analysis | 9315 | | 1 | 467274 | 04/09/20 13:00 | JLW | TAL SL |
| Total/NA | Prep | PrecSep_0 | | | 464798 | 03/18/20 11:29 | MNH | TAL SL |
| Total/NA | Analysis | 9320 | | 1 | 467286 | 04/09/20 08:17 | CJQ | TAL SL |
| Total/NA | Analysis | Ra226_Ra228 | | 1 | 467432 | 04/10/20 10:04 | SMP | TAL SL |

# Lab Chronicle

Client: Alabama Power General Test Laboratory
Project/Site: CCR Plant Miller

Job ID: 400-185334-1
SDG: Miller Ash Pond 1265

## Client Sample ID: BA04971 MW-18H
**Date Collected: 03/10/20 08:30**
**Date Received: 03/13/20 13:50**

## Lab Sample ID: 400-185334-45
**Matrix: Water**

| Prep Type | Batch Type | Batch Method | Run | Dilution Factor | Batch Number | Prepared or Analyzed | Analyst | Lab |
|---|---|---|---|---|---|---|---|---|
| Total/NA | Prep | PrecSep-21 | | | 464790 | 03/18/20 09:37 | MNH | TAL SL |
| Total/NA | Analysis | 9315 | | 1 | 467274 | 04/09/20 13:00 | JLW | TAL SL |
| Total/NA | Prep | PrecSep_0 | | | 464798 | 03/18/20 11:29 | MNH | TAL SL |
| Total/NA | Analysis | 9320 | | 1 | 467296 | 04/09/20 08:22 | CJQ | TAL SL |
| Total/NA | Analysis | Ra226_Ra228 | | 1 | 467432 | 04/10/20 10:04 | SMP | TAL SL |

## Client Sample ID: BA04972 MW-17H
**Date Collected: 03/10/20 10:37**
**Date Received: 03/13/20 13:50**

## Lab Sample ID: 400-185334-46
**Matrix: Water**

| Prep Type | Batch Type | Batch Method | Run | Dilution Factor | Batch Number | Prepared or Analyzed | Analyst | Lab |
|---|---|---|---|---|---|---|---|---|
| Total/NA | Prep | PrecSep-21 | | | 464790 | 03/18/20 09:37 | MNH | TAL SL |
| Total/NA | Analysis | 9315 | | 1 | 467274 | 04/09/20 13:00 | JLW | TAL SL |
| Total/NA | Prep | PrecSep_0 | | | 464798 | 03/18/20 11:29 | MNH | TAL SL |
| Total/NA | Analysis | 9320 | | 1 | 467296 | 04/09/20 08:22 | CJQ | TAL SL |
| Total/NA | Analysis | Ra226_Ra228 | | 1 | 467432 | 04/10/20 10:04 | SMP | TAL SL |

## Client Sample ID: BA04973 MW-35H
**Date Collected: 03/10/20 11:46**
**Date Received: 03/13/20 13:50**

## Lab Sample ID: 400-185334-47
**Matrix: Water**

| Prep Type | Batch Type | Batch Method | Run | Dilution Factor | Batch Number | Prepared or Analyzed | Analyst | Lab |
|---|---|---|---|---|---|---|---|---|
| Total/NA | Prep | PrecSep-21 | | | 464790 | 03/18/20 09:37 | MNH | TAL SL |
| Total/NA | Analysis | 9315 | | 1 | 467274 | 04/09/20 13:00 | JLW | TAL SL |
| Total/NA | Prep | PrecSep_0 | | | 464798 | 03/18/20 11:29 | MNH | TAL SL |
| Total/NA | Analysis | 9320 | | 1 | 467296 | 04/09/20 08:22 | CJQ | TAL SL |
| Total/NA | Analysis | Ra226_Ra228 | | 1 | 467432 | 04/10/20 10:04 | SMP | TAL SL |

## Client Sample ID: BA04974 MW-12
**Date Collected: 03/10/20 13:37**
**Date Received: 03/13/20 13:50**

## Lab Sample ID: 400-185334-48
**Matrix: Water**

| Prep Type | Batch Type | Batch Method | Run | Dilution Factor | Batch Number | Prepared or Analyzed | Analyst | Lab |
|---|---|---|---|---|---|---|---|---|
| Total/NA | Prep | PrecSep-21 | | | 464790 | 03/18/20 09:37 | MNH | TAL SL |
| Total/NA | Analysis | 9315 | | 1 | 467274 | 04/09/20 14:58 | JLW | TAL SL |
| Total/NA | Prep | PrecSep_0 | | | 464798 | 03/18/20 11:29 | MNH | TAL SL |
| Total/NA | Analysis | 9320 | | 1 | 467296 | 04/09/20 08:22 | CJQ | TAL SL |
| Total/NA | Analysis | Ra226_Ra228 | | 1 | 467432 | 04/10/20 10:04 | SMP | TAL SL |

# Lab Chronicle

Client: Alabama Power General Test Laboratory
Project/Site: CCR Plant Miller

Job ID: 400-185334-1
SDG: Miller Ash Pond 1265

## Client Sample ID: BA04975 EB-2

**Date Collected: 03/10/20 14:55**
**Date Received: 03/13/20 13:50**

## Lab Sample ID: 400-185334-49

**Matrix: Water**

| Prep Type | Batch Type | Batch Method | Run | Dilution Factor | Batch Number | Prepared or Analyzed | Analyst | Lab |
|---|---|---|---|---|---|---|---|---|
| Total/NA | Prep | PrecSep-21 | | | 464790 | 03/18/20 09:37 | MNH | TAL SL |
| Total/NA | Analysis | 9315 | | 1 | 467274 | 04/09/20 14:58 | JLW | TAL SL |
| Total/NA | Prep | PrecSep_0 | | | 464798 | 03/18/20 11:29 | MNH | TAL SL |
| Total/NA | Analysis | 9320 | | 1 | 467296 | 04/09/20 08:22 | CJQ | TAL SL |
| Total/NA | Analysis | Ra226_Ra228 | | 1 | 467432 | 04/10/20 10:04 | SMP | TAL SL |

**Laboratory References:**

TAL SL = Eurofins TestAmerica, St. Louis, 13715 Rider Trail North, Earth City, MO 63045, TEL (314)298-8566

## Rad

### Prep Batch: 464642

| Lab Sample ID | Client Sample ID | Prep Type | Matrix | Method | Prep Batch |
|---|---|---|---|---|---|
| 400-185334-1 | BA04496 EB-1 | Total/NA | Water | PrecSep-21 | |
| 400-185334-2 | BA04497 PZ-5 | Total/NA | Water | PrecSep-21 | |
| 400-185334-3 | BA04498 FB-1 | Total/NA | Water | PrecSep-21 | |
| 400-185334-4 | BA04499 MW-5 | Total/NA | Water | PrecSep-21 | |
| 400-185334-5 | BA04500 MW-5 DUP | Total/NA | Water | PrecSep-21 | |
| 400-185334-6 | BA04501 MW-2 | Total/NA | Water | PrecSep-21 | |
| 400-185334-7 | BA04502 MW-11 | Total/NA | Water | PrecSep-21 | |
| 400-185334-8 | BA04503 MW-3S | Total/NA | Water | PrecSep-21 | |
| 400-185334-9 | BA04504 MW-3D | Total/NA | Water | PrecSep-21 | |
| 400-185334-10 | BA04505 MW-6V | Total/NA | Water | PrecSep-21 | |
| 400-185334-11 | BA04506 MW-6 | Total/NA | Water | PrecSep-21 | |
| 400-185334-12 | BA04507 MW-7S | Total/NA | Water | PrecSep-21 | |
| 400-185334-13 | BA04508 MW-7D | Total/NA | Water | PrecSep-21 | |
| 400-185334-14 | BA04509 FB-2 | Total/NA | Water | PrecSep-21 | |
| MB 160-464642/22-A | Method Blank | Total/NA | Water | PrecSep-21 | |
| LCS 160-464642/1-A | Lab Control Sample | Total/NA | Water | PrecSep-21 | |
| 400-185334-2 MS | BA04497 PZ-5 | Total/NA | Water | PrecSep-21 | |
| 400-185334-2 MSD | BA04497 PZ-5 | Total/NA | Water | PrecSep-21 | |
| 400-185334-11 MS | BA04506 MW-6 | Total/NA | Water | PrecSep-21 | |
| 400-185334-11 MSD | BA04506 MW-6 | Total/NA | Water | PrecSep-21 | |

### Prep Batch: 464647

| Lab Sample ID | Client Sample ID | Prep Type | Matrix | Method | Prep Batch |
|---|---|---|---|---|---|
| 400-185334-1 | BA04496 EB-1 | Total/NA | Water | PrecSep_0 | |
| 400-185334-2 | BA04497 PZ-5 | Total/NA | Water | PrecSep_0 | |
| 400-185334-3 | BA04498 FB-1 | Total/NA | Water | PrecSep_0 | |
| 400-185334-4 | BA04499 MW-5 | Total/NA | Water | PrecSep_0 | |
| 400-185334-5 | BA04500 MW-5 DUP | Total/NA | Water | PrecSep_0 | |
| 400-185334-6 | BA04501 MW-2 | Total/NA | Water | PrecSep_0 | |
| 400-185334-7 | BA04502 MW-11 | Total/NA | Water | PrecSep_0 | |
| 400-185334-8 | BA04503 MW-3S | Total/NA | Water | PrecSep_0 | |
| 400-185334-9 | BA04504 MW-3D | Total/NA | Water | PrecSep_0 | |
| 400-185334-10 | BA04505 MW-6V | Total/NA | Water | PrecSep_0 | |
| 400-185334-11 | BA04506 MW-6 | Total/NA | Water | PrecSep_0 | |
| 400-185334-12 | BA04507 MW-7S | Total/NA | Water | PrecSep_0 | |
| 400-185334-13 | BA04508 MW-7D | Total/NA | Water | PrecSep_0 | |
| 400-185334-14 | BA04509 FB-2 | Total/NA | Water | PrecSep_0 | |
| MB 160-464647/22-A | Method Blank | Total/NA | Water | PrecSep_0 | |
| LCS 160-464647/1-A | Lab Control Sample | Total/NA | Water | PrecSep_0 | |
| 400-185334-2 MS | BA04497 PZ-5 | Total/NA | Water | PrecSep_0 | |
| 400-185334-2 MSD | BA04497 PZ-5 | Total/NA | Water | PrecSep_0 | |
| 400-185334-11 MS | BA04506 MW-6 | Total/NA | Water | PrecSep_0 | |
| 400-185334-11 MSD | BA04506 MW-6 | Total/NA | Water | PrecSep_0 | |

### Prep Batch: 464655

| Lab Sample ID | Client Sample ID | Prep Type | Matrix | Method | Prep Batch |
|---|---|---|---|---|---|
| 400-185334-15 | BA04639 MW-8D | Total/NA | Water | PrecSep-21 | |
| 400-185334-16 | BA04640 MW-8S | Total/NA | Water | PrecSep-21 | |
| 400-185334-17 | BA04641 MW-8S DUP | Total/NA | Water | PrecSep-21 | |
| 400-185334-18 | BA04642 MW-9D | Total/NA | Water | PrecSep-21 | |
| 400-185334-19 | BA04643 MW-9S | Total/NA | Water | PrecSep-21 | |

## Rad (Continued)

### Prep Batch: 464655 (Continued)

| Lab Sample ID | Client Sample ID | Prep Type | Matrix | Method | Prep Batch |
|---|---|---|---|---|---|
| 400-185334-20 | BA04644 MW-16 | Total/NA | Water | PrecSep-21 | |
| 400-185334-21 | BA04645 MW-15 | Total/NA | Water | PrecSep-21 | |
| 400-185334-22 | BA04646 MW-14 | Total/NA | Water | PrecSep-21 | |
| 400-185334-23 | BA04647 MW-4 | Total/NA | Water | PrecSep-21 | |
| 400-185334-24 | BA04648 MW-4V | Total/NA | Water | PrecSep-21 | |
| 400-185334-25 | BA04649 MW-33H | Total/NA | Water | PrecSep-21 | |
| 400-185334-26 | BA04952 MW-21 | Total/NA | Water | PrecSep-21 | |
| 400-185334-27 | BA04953 MW-23 | Total/NA | Water | PrecSep-21 | |
| 400-185334-28 | BA04954 MW-20HS | Total/NA | Water | PrecSep-21 | |
| 400-185334-29 | BA04955 MW-20HS DUP | Total/NA | Water | PrecSep-21 | |
| 400-185334-30 | BA04956 MW-20H | Total/NA | Water | PrecSep-21 | |
| 400-185334-31 | BA04957 MW-32H | Total/NA | Water | PrecSep-21 | |
| 400-185334-32 | BA04958 FB-4 | Total/NA | Water | PrecSep-21 | |
| MB 160-464655/22-A | Method Blank | Total/NA | Water | PrecSep-21 | |
| LCS 160-464655/1-A | Lab Control Sample | Total/NA | Water | PrecSep-21 | |
| 400-185334-23 MS | BA04647 MW-4 | Total/NA | Water | PrecSep-21 | |
| 400-185334-23 MSD | BA04647 MW-4 | Total/NA | Water | PrecSep-21 | |

### Prep Batch: 464659

| Lab Sample ID | Client Sample ID | Prep Type | Matrix | Method | Prep Batch |
|---|---|---|---|---|---|
| 400-185334-15 | BA04639 MW-8D | Total/NA | Water | PrecSep_0 | |
| 400-185334-16 | BA04640 MW-8S | Total/NA | Water | PrecSep_0 | |
| 400-185334-17 | BA04641 MW-8S DUP | Total/NA | Water | PrecSep_0 | |
| 400-185334-18 | BA04642 MW-9D | Total/NA | Water | PrecSep_0 | |
| 400-185334-19 | BA04643 MW-9S | Total/NA | Water | PrecSep_0 | |
| 400-185334-20 | BA04644 MW-16 | Total/NA | Water | PrecSep_0 | |
| 400-185334-21 | BA04645 MW-15 | Total/NA | Water | PrecSep_0 | |
| 400-185334-22 | BA04646 MW-14 | Total/NA | Water | PrecSep_0 | |
| 400-185334-23 | BA04647 MW-4 | Total/NA | Water | PrecSep_0 | |
| 400-185334-24 | BA04648 MW-4V | Total/NA | Water | PrecSep_0 | |
| 400-185334-25 | BA04649 MW-33H | Total/NA | Water | PrecSep_0 | |
| 400-185334-26 | BA04952 MW-21 | Total/NA | Water | PrecSep_0 | |
| 400-185334-27 | BA04953 MW-23 | Total/NA | Water | PrecSep_0 | |
| 400-185334-28 | BA04954 MW-20HS | Total/NA | Water | PrecSep_0 | |
| 400-185334-29 | BA04955 MW-20HS DUP | Total/NA | Water | PrecSep_0 | |
| 400-185334-30 | BA04956 MW-20H | Total/NA | Water | PrecSep_0 | |
| 400-185334-31 | BA04957 MW-32H | Total/NA | Water | PrecSep_0 | |
| 400-185334-32 | BA04958 FB-4 | Total/NA | Water | PrecSep_0 | |
| MB 160-464659/22-A | Method Blank | Total/NA | Water | PrecSep_0 | |
| LCS 160-464659/1-A | Lab Control Sample | Total/NA | Water | PrecSep_0 | |
| 400-185334-23 MS | BA04647 MW-4 | Total/NA | Water | PrecSep_0 | |
| 400-185334-23 MSD | BA04647 MW-4 | Total/NA | Water | PrecSep_0 | |

### Prep Batch: 464790

| Lab Sample ID | Client Sample ID | Prep Type | Matrix | Method | Prep Batch |
|---|---|---|---|---|---|
| 400-185334-33 | BA04959 MW-1 | Total/NA | Water | PrecSep-21 | |
| 400-185334-34 | BA04960 FB-3 | Total/NA | Water | PrecSep-21 | |
| 400-185334-35 | BA04961 MW-34H | Total/NA | Water | PrecSep-21 | |
| 400-185334-36 | BA04962 MW-19HA | Total/NA | Water | PrecSep-21 | |
| 400-185334-37 | BA04963 MW-19HA DIS | Dissolved | Water | PrecSep-21 | |
| 400-185334-38 | BA04964 MW-30H | Total/NA | Water | PrecSep-21 | |

## Rad (Continued)

### Prep Batch: 464790 (Continued)

| Lab Sample ID | Client Sample ID | Prep Type | Matrix | Method | Prep Batch |
|---|---|---|---|---|---|
| 400-185334-39 | BA04965 MW-10 | Total/NA | Water | PrecSep-21 | |
| 400-185334-40 | BA04966 MW-37H | Total/NA | Water | PrecSep-21 | |
| 400-185334-41 | BA04967 MW-37H DUP | Total/NA | Water | PrecSep-21 | |
| 400-185334-42 | BA04968 MW-28H | Total/NA | Water | PrecSep-21 | |
| 400-185334-43 | BA04969 MW-13S | Total/NA | Water | PrecSep-21 | |
| 400-185334-44 | BA04970 MW-13D | Total/NA | Water | PrecSep-21 | |
| 400-185334-45 | BA04971 MW-18H | Total/NA | Water | PrecSep-21 | |
| 400-185334-46 | BA04972 MW-17H | Total/NA | Water | PrecSep-21 | |
| 400-185334-47 | BA04973 MW-35H | Total/NA | Water | PrecSep-21 | |
| 400-185334-48 | BA04974 MW-12 | Total/NA | Water | PrecSep-21 | |
| 400-185334-49 | BA04975 EB-2 | Total/NA | Water | PrecSep-21 | |
| MB 160-464790/23-A | Method Blank | Total/NA | Water | PrecSep-21 | |
| LCS 160-464790/1-A | Lab Control Sample | Total/NA | Water | PrecSep-21 | |
| LCSD 160-464790/2-A | Lab Control Sample Dup | Total/NA | Water | PrecSep-21 | |

### Prep Batch: 464798

| Lab Sample ID | Client Sample ID | Prep Type | Matrix | Method | Prep Batch |
|---|---|---|---|---|---|
| 400-185334-33 | BA04959 MW-1 | Total/NA | Water | PrecSep_0 | |
| 400-185334-34 | BA04960 FB-3 | Total/NA | Water | PrecSep_0 | |
| 400-185334-35 | BA04961 MW-34H | Total/NA | Water | PrecSep_0 | |
| 400-185334-36 | BA04962 MW-19HA | Total/NA | Water | PrecSep_0 | |
| 400-185334-37 | BA04963 MW-19HA DIS | Dissolved | Water | PrecSep_0 | |
| 400-185334-38 | BA04964 MW-30H | Total/NA | Water | PrecSep_0 | |
| 400-185334-39 | BA04965 MW-10 | Total/NA | Water | PrecSep_0 | |
| 400-185334-40 | BA04966 MW-37H | Total/NA | Water | PrecSep_0 | |
| 400-185334-41 | BA04967 MW-37H DUP | Total/NA | Water | PrecSep_0 | |
| 400-185334-42 | BA04968 MW-28H | Total/NA | Water | PrecSep_0 | |
| 400-185334-43 | BA04969 MW-13S | Total/NA | Water | PrecSep_0 | |
| 400-185334-44 | BA04970 MW-13D | Total/NA | Water | PrecSep_0 | |
| 400-185334-45 | BA04971 MW-18H | Total/NA | Water | PrecSep_0 | |
| 400-185334-46 | BA04972 MW-17H | Total/NA | Water | PrecSep_0 | |
| 400-185334-47 | BA04973 MW-35H | Total/NA | Water | PrecSep_0 | |
| 400-185334-48 | BA04974 MW-12 | Total/NA | Water | PrecSep_0 | |
| 400-185334-49 | BA04975 EB-2 | Total/NA | Water | PrecSep_0 | |
| MB 160-464798/23-A | Method Blank | Total/NA | Water | PrecSep_0 | |
| LCS 160-464798/1-A | Lab Control Sample | Total/NA | Water | PrecSep_0 | |
| LCSD 160-464798/2-A | Lab Control Sample Dup | Total/NA | Water | PrecSep_0 | |

## Method: 9315 - Radium-226 (GFPC)

**Lab Sample ID: MB 160-464642/22-A**
**Matrix: Water**
**Analysis Batch: 467657**

**Client Sample ID: Method Blank**
**Prep Type: Total/NA**
**Prep Batch: 464642**

| Analyte | MB Result | MB Qualifier | Count Uncert. (2σ+/-) | Total Uncert. (2σ+/-) | RL | MDC | Unit | Prepared | Analyzed | Dil Fac |
|---|---|---|---|---|---|---|---|---|---|---|
| Radium-226 | -0.02852 | U | 0.148 | 0.148 | 1.00 | 0.346 | pCi/L | 03/18/20 08:22 | 04/14/20 04:43 | 1 |

| *Carrier* | *MB %Yield* | *MB Qualifier* | *Limits* | *Prepared* | *Analyzed* | *Dil Fac* |
|---|---|---|---|---|---|---|
| *Ba Carrier* | *81.1* | | *40 - 110* | *03/18/20 08:22* | *04/14/20 04:43* | *1* |

**Lab Sample ID: LCS 160-464642/1-A**
**Matrix: Water**
**Analysis Batch: 467512**

**Client Sample ID: Lab Control Sample**
**Prep Type: Total/NA**
**Prep Batch: 464642**

| Analyte | | | Spike Added | LCS Result | LCS Qual | Total Uncert. (2σ+/-) | RL | MDC | Unit | %Rec | %Rec. Limits | | |
|---|---|---|---|---|---|---|---|---|---|---|---|---|---|
| Radium-226 | | | 15.1 | 12.62 | | 1.69 | 1.00 | 0.412 | pCi/L | 83 | 75 - 125 | | |

| *Carrier* | *LCS %Yield* | *LCS Qualifier* | *Limits* |
|---|---|---|---|
| *Ba Carrier* | *85.5* | | *40 - 110* |

**Lab Sample ID: 400-185334-2 MS**
**Matrix: Water**
**Analysis Batch: 467512**

**Client Sample ID: BA04497 PZ-5**
**Prep Type: Total/NA**
**Prep Batch: 464642**

| Analyte | Sample Result | Sample Qual | Spike Added | MS Result | MS Qual | Total Uncert. (2σ+/-) | RL | MDC | Unit | %Rec | %Rec. Limits | | |
|---|---|---|---|---|---|---|---|---|---|---|---|---|---|
| Radium-226 | -0.0471 | U | 15.1 | 12.98 | | 1.77 | 1.00 | 0.428 | pCi/L | 86 | 75 - 138 | | |

| *Carrier* | *MS %Yield* | *MS Qualifier* | *Limits* |
|---|---|---|---|
| *Ba Carrier* | *77.4* | | *40 - 110* |

**Lab Sample ID: 400-185334-2 MSD**
**Matrix: Water**
**Analysis Batch: 467512**

**Client Sample ID: BA04497 PZ-5**
**Prep Type: Total/NA**
**Prep Batch: 464642**

| Analyte | Sample Result | Sample Qual | Spike Added | MSD Result | MSD Qual | Total Uncert. (2σ+/-) | RL | MDC | Unit | %Rec | %Rec. Limits | RER | RER Limit |
|---|---|---|---|---|---|---|---|---|---|---|---|---|---|
| Radium-226 | -0.0471 | U | 15.1 | 13.90 | | 1.84 | 1.00 | 0.413 | pCi/L | 92 | 75 - 138 | 0.25 | 1 |

| *Carrier* | *MSD %Yield* | *MSD Qualifier* | *Limits* |
|---|---|---|---|
| *Ba Carrier* | *80.8* | | *40 - 110* |

**Lab Sample ID: 400-185334-11 MS**
**Matrix: Water**
**Analysis Batch: 467657**

**Client Sample ID: BA04506 MW-6**
**Prep Type: Total/NA**
**Prep Batch: 464642**

| Analyte | Sample Result | Sample Qual | Spike Added | MS Result | MS Qual | Total Uncert. (2σ+/-) | RL | MDC | Unit | %Rec | %Rec. Limits | | |
|---|---|---|---|---|---|---|---|---|---|---|---|---|---|
| Radium-226 | 0.00847 | U | 15.1 | 12.39 | | 1.65 | 1.00 | 0.432 | pCi/L | 82 | 75 - 138 | | |

## Method: 9315 - Radium-226 (GFPC) (Continued)

**Lab Sample ID: 400-185334-11 MS**
**Matrix: Water**
**Analysis Batch: 467657**

**Client Sample ID: BA04506 MW-6**
**Prep Type: Total/NA**
**Prep Batch: 464642**

| Carrier | MS %Yield | MS Qualifier | Limits |
|---|---|---|---|
| Ba Carrier | 81.1 | | 40 - 110 |

**Lab Sample ID: 400-185334-11 MSD**
**Matrix: Water**
**Analysis Batch: 467657**

**Client Sample ID: BA04506 MW-6**
**Prep Type: Total/NA**
**Prep Batch: 464642**

| Analyte | Sample Result | Sample Qual | Spike Added | MSD Result | MSD Qual | Total Uncert. (2σ+/-) | RL | MDC | Unit | %Rec | %Rec. Limits | RER | RER Limit |
|---|---|---|---|---|---|---|---|---|---|---|---|---|---|
| Radium-226 | 0.00847 | U | 15.1 | 12.52 | | 1.66 | 1.00 | 0.417 | pCi/L | 83 | 75 - 138 | 0.04 | 1 |

| Carrier | MSD %Yield | MSD Qualifier | Limits |
|---|---|---|---|
| Ba Carrier | 79.9 | | 40 - 110 |

**Lab Sample ID: MB 160-464655/22-A**
**Matrix: Water**
**Analysis Batch: 467823**

**Client Sample ID: Method Blank**
**Prep Type: Total/NA**
**Prep Batch: 464655**

| Analyte | MB Result | MB Qualifier | Count Uncert. (2σ+/-) | Total Uncert. (2σ+/-) | RL | MDC | Unit | Prepared | Analyzed | Dil Fac |
|---|---|---|---|---|---|---|---|---|---|---|
| Radium-226 | 0.06516 | U | 0.166 | 0.166 | 1.00 | 0.312 | pCi/L | 03/18/20 09:04 | 04/15/20 15:36 | 1 |

| Carrier | MB %Yield | MB Qualifier | Limits | Prepared | Analyzed | Dil Fac |
|---|---|---|---|---|---|---|
| Ba Carrier | 84.6 | | 40 - 110 | 03/18/20 09:04 | 04/15/20 15:36 | 1 |

**Lab Sample ID: LCS 160-464655/1-A**
**Matrix: Water**
**Analysis Batch: 467823**

**Client Sample ID: Lab Control Sample**
**Prep Type: Total/NA**
**Prep Batch: 464655**

| Analyte | | | Spike Added | LCS Result | LCS Qual | Total Uncert. (2σ+/-) | RL | MDC | Unit | %Rec | %Rec. Limits | | |
|---|---|---|---|---|---|---|---|---|---|---|---|---|---|
| Radium-226 | | | 15.1 | 11.85 | | 1.53 | 1.00 | 0.372 | pCi/L | 78 | 75 - 125 | | |

| Carrier | LCS %Yield | LCS Qualifier | Limits |
|---|---|---|---|
| Ba Carrier | 85.2 | | 40 - 110 |

**Lab Sample ID: 400-185334-23 MS**
**Matrix: Water**
**Analysis Batch: 467823**

**Client Sample ID: BA04647 MW-4**
**Prep Type: Total/NA**
**Prep Batch: 464655**

| Analyte | Sample Result | Sample Qual | Spike Added | MS Result | MS Qual | Total Uncert. (2σ+/-) | RL | MDC | Unit | %Rec | %Rec. Limits | | |
|---|---|---|---|---|---|---|---|---|---|---|---|---|---|
| Radium-226 | 0.100 | U | 15.1 | 11.71 | | 1.54 | 1.00 | 0.387 | pCi/L | 77 | 75 - 138 | | |

| Carrier | MS %Yield | MS Qualifier | Limits |
|---|---|---|---|
| Ba Carrier | 84.0 | | 40 - 110 |

## Method: 9315 - Radium-226 (GFPC) (Continued)

**Lab Sample ID: 400-185334-23 MSD**
**Matrix: Water**
**Analysis Batch: 467823**

**Client Sample ID: BA04647 MW-4**
**Prep Type: Total/NA**
**Prep Batch: 464655**

| Analyte | Sample Result | Sample Qual | Spike Added | MSD Result | MSD Qual | Total Uncert. (2σ+/-) | RL | MDC | Unit | %Rec | %Rec. Limits | RER | RER Limit |
|---|---|---|---|---|---|---|---|---|---|---|---|---|---|
| Radium-226 | 0.100 | U | 15.1 | 12.43 | | 1.62 | 1.00 | 0.392 | pCi/L | 81 | 75 - 138 | 0.23 | 1 |

| *Carrier* | *MSD %Yield* | *MSD Qualifier* | *Limits* |
|---|---|---|---|
| *Ba Carrier* | *75.5* | | *40 - 110* |

**Lab Sample ID: MB 160-464790/23-A**
**Matrix: Water**
**Analysis Batch: 467274**

**Client Sample ID: Method Blank**
**Prep Type: Total/NA**
**Prep Batch: 464790**

| Analyte | MB Result | MB Qualifier | Count Uncert. (2σ+/-) | Total Uncert. (2σ+/-) | RL | MDC | Unit | Prepared | Analyzed | Dil Fac |
|---|---|---|---|---|---|---|---|---|---|---|
| Radium-226 | -0.02943 | U | 0.150 | 0.150 | 1.00 | 0.343 | pCi/L | 03/18/20 09:37 | 04/09/20 14:58 | 1 |

| *Carrier* | *MB %Yield* | *MB Qualifier* | *Limits* | *Prepared* | *Analyzed* | *Dil Fac* |
|---|---|---|---|---|---|---|
| *Ba Carrier* | *97.8* | | *40 - 110* | *03/18/20 09:37* | *04/09/20 14:58* | *1* |

**Lab Sample ID: LCS 160-464790/1-A**
**Matrix: Water**
**Analysis Batch: 467274**

**Client Sample ID: Lab Control Sample**
**Prep Type: Total/NA**
**Prep Batch: 464790**

| Analyte | | | Spike Added | LCS Result | LCS Qual | Total Uncert. (2σ+/-) | RL | MDC | Unit | %Rec | %Rec. Limits | | |
|---|---|---|---|---|---|---|---|---|---|---|---|---|---|
| Radium-226 | | | 15.1 | 11.70 | | 1.57 | 1.00 | 0.425 | pCi/L | 77 | 75 - 125 | | |

| *Carrier* | *LCS %Yield* | *LCS Qualifier* | *Limits* |
|---|---|---|---|
| *Ba Carrier* | *95.6* | | *40 - 110* |

**Lab Sample ID: LCSD 160-464790/2-A**
**Matrix: Water**
**Analysis Batch: 467274**

**Client Sample ID: Lab Control Sample Dup**
**Prep Type: Total/NA**
**Prep Batch: 464790**

| Analyte | | | Spike Added | LCSD Result | LCSD Qual | Total Uncert. (2σ+/-) | RL | MDC | Unit | %Rec | %Rec. Limits | RER | RER Limit |
|---|---|---|---|---|---|---|---|---|---|---|---|---|---|
| Radium-226 | | | 15.1 | 12.99 | | 1.73 | 1.00 | 0.440 | pCi/L | 86 | 75 - 125 | 0.39 | 1 |

| *Carrier* | *LCSD %Yield* | *LCSD Qualifier* | *Limits* |
|---|---|---|---|
| *Ba Carrier* | *86.5* | | *40 - 110* |

## Method: 9320 - Radium-228 (GFPC)

**Lab Sample ID: MB 160-464647/22-A**
**Matrix: Water**
**Analysis Batch: 467538**

**Client Sample ID: Method Blank**
**Prep Type: Total/NA**
**Prep Batch: 464647**

| Analyte | MB Result | MB Qualifier | Count Uncert. (2σ+/-) | Total Uncert. (2σ+/-) | RL | MDC | Unit | Prepared | Analyzed | Dil Fac |
|---|---|---|---|---|---|---|---|---|---|---|
| Radium-228 | 0.2957 | U | 0.306 | 0.307 | 1.00 | 0.498 | pCi/L | 03/18/20 08:43 | 04/13/20 16:48 | 1 |

## Method: 9320 - Radium-228 (GFPC) (Continued)

| Carrier | MB %Yield | MB Qualifier | Limits | Prepared | Analyzed | Dil Fac |
|---|---|---|---|---|---|---|
| Ba Carrier | 81.1 | | 40 - 110 | 03/18/20 08:43 | 04/13/20 16:48 | 1 |
| Y Carrier | 84.1 | | 40 - 110 | 03/18/20 08:43 | 04/13/20 16:48 | 1 |

**Lab Sample ID: LCS 160-464647/1-A** — **Client Sample ID: Lab Control Sample**
**Matrix: Water** — **Prep Type: Total/NA**
**Analysis Batch: 467537** — **Prep Batch: 464647**

| Analyte | | | Spike Added | LCS Result | LCS Qual | Total Uncert. (2σ+/-) | RL | MDC | Unit | %Rec | %Rec. Limits | | |
|---|---|---|---|---|---|---|---|---|---|---|---|---|---|
| Radium-228 | | | 11.9 | 10.94 | | 1.37 | 1.00 | 0.652 | pCi/L | 92 | 75 - 125 | | |

| Carrier | LCS %Yield | LCS Qualifier | Limits |
|---|---|---|---|
| Ba Carrier | 85.5 | | 40 - 110 |
| Y Carrier | 77.0 | | 40 - 110 |

**Lab Sample ID: 400-185334-2 MS** — **Client Sample ID: BA04497 PZ-5**
**Matrix: Water** — **Prep Type: Total/NA**
**Analysis Batch: 467537** — **Prep Batch: 464647**

| Analyte | Sample Result | Sample Qual | Spike Added | MS Result | MS Qual | Total Uncert. (2σ+/-) | RL | MDC | Unit | %Rec | %Rec. Limits | | |
|---|---|---|---|---|---|---|---|---|---|---|---|---|---|
| Radium-228 | 0.260 | U F | 11.9 | 12.46 | | 1.53 | 1.00 | 0.683 | pCi/L | 103 | 45 - 150 | | |

| Carrier | MS %Yield | MS Qualifier | Limits |
|---|---|---|---|
| Ba Carrier | 77.4 | | 40 - 110 |
| Y Carrier | 80.7 | | 40 - 110 |

**Lab Sample ID: 400-185334-2 MSD** — **Client Sample ID: BA04497 PZ-5**
**Matrix: Water** — **Prep Type: Total/NA**
**Analysis Batch: 467537** — **Prep Batch: 464647**

| Analyte | Sample Result | Sample Qual | Spike Added | MSD Result | MSD Qual | Total Uncert. (2σ+/-) | RL | MDC | Unit | %Rec | %Rec. Limits | RER | RER Limit |
|---|---|---|---|---|---|---|---|---|---|---|---|---|---|
| Radium-228 | 0.260 | U F | 11.9 | 8.932 | F | 1.20 | 1.00 | 0.667 | pCi/L | 73 | 45 - 150 | 1.29 | 1 |

| Carrier | MSD %Yield | MSD Qualifier | Limits |
|---|---|---|---|
| Ba Carrier | 80.8 | | 40 - 110 |
| Y Carrier | 78.5 | | 40 - 110 |

**Lab Sample ID: 400-185334-11 MS** — **Client Sample ID: BA04506 MW-6**
**Matrix: Water** — **Prep Type: Total/NA**
**Analysis Batch: 467538** — **Prep Batch: 464647**

| Analyte | Sample Result | Sample Qual | Spike Added | MS Result | MS Qual | Total Uncert. (2σ+/-) | RL | MDC | Unit | %Rec | %Rec. Limits | | |
|---|---|---|---|---|---|---|---|---|---|---|---|---|---|
| Radium-228 | 0.168 | U F | 11.9 | 11.24 | | 1.40 | 1.00 | 0.631 | pCi/L | 93 | 45 - 150 | | |

| Carrier | MS %Yield | MS Qualifier | Limits |
|---|---|---|---|
| Ba Carrier | 81.1 | | 40 - 110 |
| Y Carrier | 79.6 | | 40 - 110 |

## Method: 9320 - Radium-228 (GFPC) (Continued)

**Lab Sample ID: 400-185334-11 MSD**
**Matrix: Water**
**Analysis Batch: 467538**

**Client Sample ID: BA04506 MW-6**
**Prep Type: Total/NA**
**Prep Batch: 464647**

| Analyte | Sample Result | Sample Qual | Spike Added | MSD Result | MSD Qual | Total Uncert. (2σ+/-) | RL | MDC | Unit | %Rec | %Rec. Limits | RER | RER Limit |
|---|---|---|---|---|---|---|---|---|---|---|---|---|---|
| Radium-228 | 0.168 | U F | 11.9 | 11.25 | | 1.39 | 1.00 | 0.596 | pCi/L | 93 | 45 - 150 | 0 | 1 |

| *Carrier* | *MSD %Yield* | *MSD Qualifier* | *Limits* |
|---|---|---|---|
| *Ba Carrier* | *79.9* | | *40 - 110* |
| *Y Carrier* | *81.9* | | *40 - 110* |

**Lab Sample ID: MB 160-464659/22-A**
**Matrix: Water**
**Analysis Batch: 467710**

**Client Sample ID: Method Blank**
**Prep Type: Total/NA**
**Prep Batch: 464659**

| Analyte | MB Result | MB Qualifier | Count Uncert. (2σ+/-) | Total Uncert. (2σ+/-) | RL | MDC | Unit | Prepared | Analyzed | Dil Fac |
|---|---|---|---|---|---|---|---|---|---|---|
| Radium-228 | 0.1768 | U | 0.372 | 0.373 | 1.00 | 0.634 | pCi/L | 03/18/20 09:21 | 04/14/20 17:29 | 1 |

| *Carrier* | *MB %Yield* | *MB Qualifier* | *Limits* | *Prepared* | *Analyzed* | *Dil Fac* |
|---|---|---|---|---|---|---|
| *Ba Carrier* | *84.6* | | *40 - 110* | *03/18/20 09:21* | *04/14/20 17:29* | *1* |
| *Y Carrier* | *90.5* | | *40 - 110* | *03/18/20 09:21* | *04/14/20 17:29* | *1* |

**Lab Sample ID: LCS 160-464659/1-A**
**Matrix: Water**
**Analysis Batch: 467676**

**Client Sample ID: Lab Control Sample**
**Prep Type: Total/NA**
**Prep Batch: 464659**

| Analyte | | | Spike Added | LCS Result | LCS Qual | Total Uncert. (2σ+/-) | RL | MDC | Unit | %Rec | %Rec. Limits | | |
|---|---|---|---|---|---|---|---|---|---|---|---|---|---|
| Radium-228 | | | 11.9 | 12.34 | | 1.48 | 1.00 | 0.629 | pCi/L | 104 | 75 - 125 | | |

| *Carrier* | *LCS %Yield* | *LCS Qualifier* | *Limits* |
|---|---|---|---|
| *Ba Carrier* | *85.2* | | *40 - 110* |
| *Y Carrier* | *83.0* | | *40 - 110* |

**Lab Sample ID: 400-185334-23 MS**
**Matrix: Water**
**Analysis Batch: 467676**

**Client Sample ID: BA04647 MW-4**
**Prep Type: Total/NA**
**Prep Batch: 464659**

| Analyte | Sample Result | Sample Qual | Spike Added | MS Result | MS Qual | Total Uncert. (2σ+/-) | RL | MDC | Unit | %Rec | %Rec. Limits | | |
|---|---|---|---|---|---|---|---|---|---|---|---|---|---|
| Radium-228 | 0.210 | U | 11.9 | 12.36 | | 1.48 | 1.00 | 0.583 | pCi/L | 102 | 45 - 150 | | |

| *Carrier* | *MS %Yield* | *MS Qualifier* | *Limits* |
|---|---|---|---|
| *Ba Carrier* | *84.0* | | *40 - 110* |
| *Y Carrier* | *84.9* | | *40 - 110* |

## Method: 9320 - Radium-228 (GFPC) (Continued)

**Lab Sample ID: 400-185334-23 MSD**
**Matrix: Water**
**Analysis Batch: 467676**

**Client Sample ID: BA04647 MW-4**
**Prep Type: Total/NA**
**Prep Batch: 464659**

| Analyte | Sample Result | Sample Qual | Spike Added | MSD Result | MSD Qual | Total Uncert. (2σ+/-) | RL | MDC | Unit | %Rec | %Rec. Limits | RER | RER Limit |
|---|---|---|---|---|---|---|---|---|---|---|---|---|---|
| Radium-228 | 0.210 | U | 11.9 | 12.50 | | 1.53 | 1.00 | 0.680 | pCi/L | 103 | 45 - 150 | 0.05 | 1 |

| *Carrier* | *MSD %Yield* | *MSD Qualifier* | *Limits* |
|---|---|---|---|
| *Ba Carrier* | *75.5* | | *40 - 110* |
| *Y Carrier* | *86.7* | | *40 - 110* |

**Lab Sample ID: MB 160-464798/23-A**
**Matrix: Water**
**Analysis Batch: 467296**

**Client Sample ID: Method Blank**
**Prep Type: Total/NA**
**Prep Batch: 464798**

| Analyte | MB Result | MB Qualifier | Count Uncert. (2σ+/-) | Total Uncert. (2σ+/-) | RL | MDC | Unit | Prepared | Analyzed | Dil Fac |
|---|---|---|---|---|---|---|---|---|---|---|
| Radium-228 | 0.7513 | | 0.339 | 0.346 | 1.00 | 0.492 | pCi/L | 03/18/20 11:29 | 04/09/20 08:23 | 1 |

| *Carrier* | *MB %Yield* | *MB Qualifier* | *Limits* | *Prepared* | *Analyzed* | *Dil Fac* |
|---|---|---|---|---|---|---|
| *Ba Carrier* | *97.8* | | *40 - 110* | *03/18/20 11:29* | *04/09/20 08:23* | *1* |
| *Y Carrier* | *85.6* | | *40 - 110* | *03/18/20 11:29* | *04/09/20 08:23* | *1* |

**Lab Sample ID: LCS 160-464798/1-A**
**Matrix: Water**
**Analysis Batch: 467286**

**Client Sample ID: Lab Control Sample**
**Prep Type: Total/NA**
**Prep Batch: 464798**

| Analyte | | | Spike Added | LCS Result | LCS Qual | Total Uncert. (2σ+/-) | RL | MDC | Unit | %Rec | %Rec. Limits | | |
|---|---|---|---|---|---|---|---|---|---|---|---|---|---|
| Radium-228 | | | 11.9 | 10.49 | | 1.26 | 1.00 | 0.537 | pCi/L | 88 | 75 - 125 | | |

| *Carrier* | *LCS %Yield* | *LCS Qualifier* | *Limits* |
|---|---|---|---|
| *Ba Carrier* | *95.6* | | *40 - 110* |
| *Y Carrier* | *77.8* | | *40 - 110* |

**Lab Sample ID: LCSD 160-464798/2-A**
**Matrix: Water**
**Analysis Batch: 467286**

**Client Sample ID: Lab Control Sample Dup**
**Prep Type: Total/NA**
**Prep Batch: 464798**

| Analyte | | | Spike Added | LCSD Result | LCSD Qual | Total Uncert. (2σ+/-) | RL | MDC | Unit | %Rec | %Rec. Limits | RER | RER Limit |
|---|---|---|---|---|---|---|---|---|---|---|---|---|---|
| Radium-228 | | | 11.9 | 10.61 | | 1.30 | 1.00 | 0.547 | pCi/L | 89 | 75 - 125 | 0.05 | 1 |

| *Carrier* | *LCSD %Yield* | *LCSD Qualifier* | *Limits* |
|---|---|---|---|
| *Ba Carrier* | *86.5* | | *40 - 110* |
| *Y Carrier* | *78.5* | | *40 - 110* |

**TestAmerica Pensacola**
3355 McLemore Drive
Pensacola, FL 32514
Phone (850) 474-1001 Fax (850) 478-2671

# Chain of Custody Record

TestAmerica
THE LEADER IN ENVIRONMENTAL TESTING

400-185334 COC

| Client Information (Sub Contract Lab) | Sampler: Anthony Goggins | Lab PM: Whitmire, Cheyenne R | Carrier Tracking No(s): | COC No: 400-56525-24537.1 |
|---|---|---|---|---|
| Client Contact: Laura Midkif | Phone: | E-Mail: cheyenne.whitmire@testamericainc.com | State of Origin: Alabama | Page: Page 1 of 7 |
| Company: Alabama Power General Test Laboratory | | Accreditations Required (See note): | | Job #: |
| Address: 744 County Rd 87 GSC#8 | Due Date Requested: | | | |
| City: Calera | TAT Requested (days): Routine | | | |
| State, Zip: AL, 35040 | | | | |
| Phone: 205-664-6197 | PO #: | | | |
| Email: lbmidkif@southernco.com | WO #: | | | |
| Project Name: CCR | Project #: 40007143 | | | |
| Site: Miller Ash Pond 1265 | SSOW#: | | | |

**Analysis Requested**

**Preservation Codes:**

| | |
|---|---|
| A - HCL | M - Hexane |
| B - NaOH | N - None |
| C - Zn Acetate | O - AsNaO2 |
| D - Nitric Acid | P - Na2O4S |
| E - NaHSO4 | Q - Na2SO3 |
| F - MeOH | R - Na2S2O3 |
| G - Amchlor | S - H2SO4 |
| H - Ascorbic Acid | T - TSP Dodecahydrate |
| I - Ice | U - Acetone |
| J - DI Water | V - MCAA |
| K - EDTA | W - pH 4-5 |
| L - EDA | Z - other (specify) |

Other:

| Sample Identification - Client ID (Lab ID) | Sample Date | Sample Time | Sample Type (C=comp, G=grab) | Matrix (W=water, S=solid, O=waste/oil, BT=Tissue, A=Air) | Field Filtered Sample (Yes or No) | Perform MS/MSD (Yes or No) | SM 4500 F_C | SM 4500 CL_E | SM 4500 SO4_E | 9315_Ra226, 9320_Ra228, Ra226Ra228_GFPC | Total Number of containers | Special Instructions/Note: |
|---|---|---|---|---|---|---|---|---|---|---|---|---|
| | | | Preservation Code: | | | | | | | | | |
| BA04496 | 3/2/20 | 11:40 | G | Water | | | | | | X | 1 | EB-1 (Equipment Blank) |
| BA04497 | 3/2/20 | 12:57 | G | Water | | X | | | | X | 3 | PZ-5 |
| BA04498 | 3/2/20 | 13:45 | G | Water | | | | | | X | 1 | FB-1 (Field Blank) |
| BA04499 | 3/2/20 | 14:00 | G | Water | | | | | | X | 1 | MW-5 |
| BA04500 | 3/2/20 | 14:00 | G | Water | | | | | | X | 1 | MW-5 DUP (Sample Duplicate) |
| BA04501 | 3/3/20 | 11:30 | G | Water | | | | | | X | 1 | MW-2 |
| BA04502 | 3/3/20 | 14:05 | G | Water | | | | | | X | 1 | MW-11 |

Note: Since laboratory accreditations are subject to change, TestAmerica Laboratories, Inc. places the ownership of method, analyte & accreditation compliance upon out subcontract laboratories. This sample shipment is forwarded under chain-of-custody. If the laboratory does not currently maintain accreditation in the State of Origin listed above for analysis/tests/matrix being analyzed, the samples must be shipped back to the TestAmerica laboratory or other instructions will be provided. Any changes to accreditation status should be brought to TestAmerica Laboratories, Inc. attention immediately. If all requested accreditations are current to date, return the signed Chain of Custody attesting to said compliance to TestAmerica Laboratories, Inc.

| Possible Hazard Identification | Sample Disposal ( A fee may be assessed if samples are retained longer than 1 month) |
|---|---|
| Unconfirmed | ☐ Return To Client ☐ Disposal By Lab ☐ Archive For _____ Months |
| Deliverable Requested: I, II, III, IV, Other (specify) | 43599 Special Instructions/QC Requirements: |

| Empty Kit Relinquished by: | Date: | Time: | Method of Shipment: | | |
|---|---|---|---|---|---|
| Relinquished by: Laura Midkiff | Date/Time: 3/11/2020 13:15 | Water APC | Received by: | Date/Time: | Company |
| Relinquished by: | Date/Time: | Company | Received by: | Date/Time: | Company |
| Relinquished by: | Date/Time: | Company | Received by: | Date/Time: 3-13-20 1330 ~~0854~~ | Company TA-PEN |

Custody Seals Intact: ☐ Custody Seal No.: | Cooler Temperature(s) °C and Other Remarks: 21.60C, 22.10C, 22.00C IR-7

Ver: 09/20/2016

**TestAmerica Pensacola**
3355 McLemore Drive
Pensacola, FL 32514
Phone (850) 474-1001 Fax (850) 478-2671

# Chain of Custody Record

TestAmerica
THE LEADER IN ENVIRONMENTAL TESTING

| Client Information (Sub Contract Lab) | Sampler: Dallas Gentry | Lab PM: Whitmire, Cheyenne R | Carrier Tracking No(s): | COC No: 400-56525-24537.1 |
|---|---|---|---|---|
| Client Contact: Laura Midkif | Phone: | E-Mail: cheyenne.whitmire@testamericainc.com | State of Origin: Alabama | Page: Page 2 of 7 |
| Company: Alabama Power General Test Laboratory | | Accreditations Required (See note): | | Job #: |
| Address: 744 County Rd 87 GSC#8 | Due Date Requested: | | | |
| City: Calera | TAT Requested (days): Routine | | | |
| State, Zip: AL, 35040 | | | | |
| Phone: 205-664-6197 | PO #: | | | |
| Email: lbmidkif@southernco.com | WO #: | | | |
| Project Name: CCR | Project #: 40007143 | | | |
| Site: Miller Ash Pond 1265 | SSOW#: | | | |

**Analysis Requested**

**Preservation Codes:**

| | |
|---|---|
| A - HCL | M - Hexane |
| B - NaOH | N - None |
| C - Zn Acetate | O - AsNaO2 |
| D - Nitric Acid | P - Na2O4S |
| E - NaHSO4 | Q - Na2SO3 |
| F - MeOH | R - Na2S2O3 |
| G - Amchlor | S - H2SO4 |
| H - Ascorbic Acid | T - TSP Dodecahydrate |
| I - Ice | U - Acetone |
| J - DI Water | V - MCAA |
| K - EDTA | W - pH 4-5 |
| L - EDA | Z - other (specify) |

Other:

| Sample Identification - Client ID (Lab ID) | Sample Date | Sample Time | Sample Type (C=comp, G=grab) | Matrix (W=water, S=solid, O=waste/oil, BT=Tissue, A=Air) | Field Filtered Sample (Yes or No) | Perform MS/MSD (Yes or No) | SM 4500 F_C | SM 4500 CL_E | SM 4500 SO4_E | 9315_Ra226, 9320_Ra228, Ra226Ra228_GFPC | Total Number of containers | Special Instructions/Note: |
|---|---|---|---|---|---|---|---|---|---|---|---|---|
| | | | Preservation Code: | | | | | | | | | |
| BA04503 | 3/3/20 | 08:30 | G | Water | | | | | | X | 1 | MW-3S |
| BA04504 | 3/3/20 | 10:12 | G | Water | | | | | | X | 1 | MW-3D |
| BA04505 | 3/3/20 | 12:23 | G | Water | | | | | | X | 1 | MW-6V |
| BA04506 | 3/3/20 | 13:21 | G | Water | | X | | | | X | 3 | MW-6 |
| BA04507 | 3/3/20 | 15:10 | G | Water | | | | | | X | 1 | MW-7S |
| BA04508 | 3/3/20 | 16:00 | G | Water | | | | | | X | 1 | MW-7D |
| BA04509 | 3/3/20 | 16:20 | G | Water | | | | | | X | 1 | FB-2 (Field Blank) |

Note: Since laboratory accreditations are subject to change, TestAmerica Laboratories, Inc. places the ownership of method, analyte & accreditation compliance upon out subcontract laboratories. This sample shipment is forwarded under chain-of-custody. If the laboratory does not currently maintain accreditation in the State of Origin listed above for analysis/tests/matrix being analyzed, the samples must be shipped back to the TestAmerica laboratory or other instructions will be provided. Any changes to accreditation status should be brought to TestAmerica Laboratories, Inc. attention immediately. If all requested accreditations are current to date, return the signed Chain of Custody attesting to said complicance to TestAmerica Laboratories, Inc.

| Possible Hazard Identification | Sample Disposal ( A fee may be assessed if samples are retained longer than 1 month) |
|---|---|
| Unconfirmed | ☐ Return To Client ☐ Disposal By Lab ☐ Archive For ____ Months |
| Deliverable Requested: I, II, III, IV, Other (specify) | 43599 Special Instructions/QC Requirements: |

| Empty Kit Relinquished by: | Date: | Time: | Method of Shipment: | | |
|---|---|---|---|---|---|
| Relinquished by: Laura Midkiff | Date/Time: 3/11/2020 13:15 | Water APC | Received by: | Date/Time: | Company |
| Relinquished by: | Date/Time: | Company | Received by: | Date/Time: | Company |
| Relinquished by: | Date/Time: | Company | Received by: | Date/Time: 3-13-20 1350 | Company TA-PEN |

Custody Seals Intact: | Custody Seal No.: | Cooler Temperature(s) °C and Other Remarks:

Ver: 09/20/2016

**TestAmerica Pensacola**
3355 McLemore Drive
Pensacola, FL 32514
Phone (850) 474-1001 Fax (850) 478-2671

# Chain of Custody Record

TestAmerica
THE LEADER IN ENVIRONMENTAL TESTING

| Client Information (Sub Contract Lab) | Sampler: TJ Daugherty | Lab PM: Whitmire, Cheyenne R | Carrier Tracking No(s): | COC No: 400-56525-24537.1 |
|---|---|---|---|---|
| Client Contact: Laura Midkif | Phone: | E-Mail: cheyenne.whitmire@testamericainc.com | State of Origin: Alabama | Page: Page 3 of 7 |
| Company: Alabama Power General Test Laboratory | | Accreditations Required (See note): | | Job #: |
| Address: 744 County Rd 87 GSC#8 | Due Date Requested: | | | |
| City: Calera | TAT Requested (days): Routine | | | |
| State, Zip: AL, 35040 | | | | |
| Phone: 205-664-6197 | PO #: | | | |
| Email: lbmidkif@southernco.com | WO #: | | | |
| Project Name: CCR | Project #: 40007143 | | | |
| Site: Miller Ash Pond 1265 | SSOW#: | | | |

**Analysis Requested**

**Preservation Codes:**

| | |
|---|---|
| A - HCL | M - Hexane |
| B - NaOH | N - None |
| C - Zn Acetate | O - AsNaO2 |
| D - Nitric Acid | P - Na2O4S |
| E - NaHSO4 | Q - Na2SO3 |
| F - MeOH | R - Na2S2O3 |
| G - Amchlor | S - H2SO4 |
| H - Ascorbic Acid | T - TSP Dodecahydrate |
| I - Ice | U - Acetone |
| J - DI Water | V - MCAA |
| K - EDTA | W - pH 4-5 |
| L - EDA | Z - other (specify) |

Other:

| Sample Identification - Client ID (Lab ID) | Sample Date | Sample Time | Sample Type (C=comp, G=grab) | Matrix (Wwater, Ssolid, Owaste/oil, BT=Tissue, Aair) | Field Filtered Sample (Yes or No) | Perform MS/MSD (Yes or No) | SM 4500 F_C | SM 4500 CL_E | SM 4500 SO4_E | 9315_Ra226, 9320_Ra228, Ra226Ra228_GFPC | Total Number of containers | Special Instructions/Note: |
|---|---|---|---|---|---|---|---|---|---|---|---|---|
| | | | Preservation Code: | | | | | | | | | |
| BA04639 | 3/3/20 | 10:40 | G | Water | | | | | | X | 1 | MW-8D |
| BA04640 | 3/3/20 | 12:05 | G | Water | | | | | | X | 1 | MW-8S |
| BA04641 | 3/3/20 | 12:05 | G | Water | | | | | | X | 1 | MW-8S DUP (Sample Duplicate) |
| BA04642 | 3/3/20 | 13:28 | G | Water | | | | | | X | 1 | MW-9D |
| BA04643 | 3/3/20 | 14:50 | G | Water | | | | | | X | 1 | MW-9S |
| BA04644 | 3/3/20 | 16:05 | G | Water | | | | | | X | 1 | MW-16 |
| BA04645 | 3/4/20 | 10:45 | G | Water | | | | | | X | 1 | MW-15 |
| BA04646 | 3/4/20 | 12:25 | G | Water | | | | | | X | 1 | MW-14 |
| BA04647 | 3/4/20 | 14:07 | G | Water | | X | | | | X | 3 | MW-4 |
| BA04648 | 3/4/20 | 15:10 | G | Water | | | | | | X | 1 | MW-4V |

Note: Since laboratory accreditations are subject to change, TestAmerica Laboratories, Inc. places the ownership of method, analyte & accreditation compliance upon out subcontract laboratories. This sample shipment is forwarded under chain-of-custody. If the laboratory does not currently maintain accreditation in the State of Origin listed above for analysis/tests/matrix being analyzed, the samples must be shipped back to the TestAmerica laboratory or other instructions will be provided. Any changes to accreditation status should be brought to TestAmerica Laboratories, Inc. attention immediately. If all requested accreditations are current to date, return the signed Chain of Custody attesting to said compliance to TestAmerica Laboratories, Inc.

| Possible Hazard Identification | Sample Disposal ( A fee may be assessed if samples are retained longer than 1 month) |
|---|---|
| Unconfirmed | ☐ Return To Client ☐ Disposal By Lab ☐ Archive For _____ Months |
| Deliverable Requested: I, II, III, IV, Other (specify) | 43589 Special Instructions/QC Requirements: |

| Empty Kit Relinquished by: | Date: | Time: | Method of Shipment: | | |
|---|---|---|---|---|---|
| Relinquished by: Laura Midkiff | Date/Time: 3/11/2020 13.15 | Water APC | Received by: | Date/Time: | Company |
| Relinquished by: | Date/Time: | Company | Received by: | Date/Time: | Company |
| Relinquished by: | Date/Time: | Company | Received by: | Date/Time: 3-13-20 1350 | Company TAPEN |

Custody Seals Intact: | Custody Seal No.: | Cooler Temperature(s) °C and Other Remarks:

Ver: 09/20/2016

**TestAmerica Pensacola**
3355 McLemore Drive
Pensacola, FL 32514
Phone (850) 474-1001 Fax (850) 478-2671

# Chain of Custody Record

TestAmerica
THE LEADER IN ENVIRONMENTAL TESTING

| | | | | |
|---|---|---|---|---|
| **Client Information (Sub Contract Lab)** | Sampler: Dallas Gentry | Lab PM: Whitmire, Cheyenne R | Carrier Tracking No(s): | COC No: 400-56525-24537.1 |
| Client Contact: Laura Midkif | Phone: | E-Mail: cheyenne.whitmire@testamericainc.com | State of Origin: Alabama | Page: Page 4 of 7 |
| Company: Alabama Power General Test Laboratory | | Accreditations Required (See note): | | Job #: |
| Address: 744 County Rd 87 GSC#8 | Due Date Requested: | | | |
| City: Calera | TAT Requested (days): Routine | | | |
| State, Zip: AL, 35040 | | | | |
| Phone: 205-664-6197 | PO #: | | | |
| Email: lbmidkif@southernco.com | WO #: | | | |
| Project Name: CCR | Project #: 40007143 | | | |
| Site: Miller Ash Pond 1265 | SSOW#: | | | |

**Analysis Requested**

**Preservation Codes:**
A - HCL, B - NaOH, C - Zn Acetate, D - Nitric Acid, E - NaHSO4, F - MeOH, G - Amchlor, H - Ascorbic Acid, I - Ice, J - DI Water, K - EDTA, L - EDA, M - Hexane, N - None, O - AsNaO2, P - Na2O4S, Q - Na2SO3, R - Na2S2O3, S - H2SO4, T - TSP Dodecahydrate, U - Acetone, V - MCAA, W - pH 4-5, Z - other (specify)
Other:

| Sample Identification - Client ID (Lab ID) | Sample Date | Sample Time | Sample Type (C=comp, G=grab) | Matrix (W=water, S=solid, O=waste/oil, BT=Tissue, A=Air) | Field Filtered Sample (Yes or No) | Perform MS/MSD (Yes or No) | SM 4500 F_C | SM 4500 CL_E | SM 4500 SO4_E | 9315_Ra226, 9320_Ra228, Ra226Ra228_GFPC | Total Number of containers | Special Instructions/Note: |
|---|---|---|---|---|---|---|---|---|---|---|---|---|
| | | | Preservation Code: | | | | | | | | | |
| BA04649 | 3/5/20 | 08:58 | G | Water | | | | | | X | 1 | MW-33H |

Note: Since laboratory accreditations are subject to change, TestAmerica Laboratories, Inc. places the ownership of method, analyte & accreditation compliance upon out subcontract laboratories. This sample shipment is forwarded under chain-of-custody. If the laboratory does not currently maintain accreditation in the State of Origin listed above for analysis/tests/matrix being analyzed, the samples must be shipped back to the TestAmerica laboratory or other instructions will be provided. Any changes to accreditation status should be brought to TestAmerica Laboratories, Inc. attention immediately. If all requested accreditations are current to date, return the signed Chain of Custody attesting to said complicance to TestAmerica Laboratories, Inc.

***Possible Hazard Identification***
*Unconfirmed*

***Sample Disposal ( A fee may be assessed if samples are retained longer than 1 month)***
☐ *Return To Client* ☐ *Disposal By Lab* ☐ *Archive For* _____ *Months*

Deliverable Requested: I, II, III, IV, Other (specify) 43599 Special Instructions/QC Requirements:

| Empty Kit Relinquished by: | Date: | Time: | Method of Shipment: | | |
|---|---|---|---|---|---|
| Relinquished by: Laura Midkiff | Date/Time: 3/11/2020 13:15 | Water APC | Received by: | Date/Time: | Company |
| Relinquished by: | Date/Time: | Company | Received by: | Date/Time: | Company |
| Relinquished by: | Date/Time: | Company | Received by: [signature] | Date/Time: 3-13-30 BSO | Company TAPEN |
| Custody Seals Intact: | Custody Seal No.: | | Cooler Temperature(s) °C and Other Remarks: | | |

Ver: 09/20/2016

**TestAmerica Pensacola**
3355 McLemore Drive
Pensacola, FL 32514
Phone (850) 474-1001 Fax (850) 478-2671

# Chain of Custody Record

TestAmerica
THE LEADER IN ENVIRONMENTAL TESTING

| Client Information (Sub Contract Lab) | Sampler: TJ Daugherty | Lab PM: Whitmire, Cheyenne R | Carrier Tracking No(s): | COC No: 400-56525-24537.1 |
|---|---|---|---|---|
| Client Contact: Laura Midkif | Phone: | E-Mail: cheyenne.whitmire@testamericainc.com | State of Origin: Alabama | Page: Page 5 of 7 |
| Company: Alabama Power General Test Laboratory | | Accreditations Required (See note): | | Job #: |
| Address: 744 County Rd 87 GSC#8 | Due Date Requested: | | | |
| City: Calera | TAT Requested (days): Routine | | | |
| State, Zip: AL, 35040 | | | | |
| Phone: 205-664-6197 | PO #: | | | |
| Email: lbmidkif@southernco.com | WO #: | | | |
| Project Name: CCR | Project #: 40007143 | | | |
| Site: Miller Ash Pond 1265 | SSOW#: | | | |

**Analysis Requested**

**Preservation Codes:**
A - HCL, B - NaOH, C - Zn Acetate, D - Nitric Acid, E - NaHSO4, F - MeOH, G - Amchlor, H - Ascorbic Acid, I - Ice, J - DI Water, K - EDTA, L - EDA, M - Hexane, N - None, O - AsNaO2, P - Na2O4S, Q - Na2SO3, R - Na2S2O3, S - H2SO4, T - TSP Dodecahydrate, U - Acetone, V - MCAA, W - pH 4-5, Z - other (specify), Other:

| Sample Identification - Client ID (Lab ID) | Sample Date | Sample Time | Sample Type (C=comp, G=grab) | Matrix (W=water, S=solid, O=waste/oil, BT=Tissue, A=Air) | Field Filtered Sample (Yes or No) | Perform MS/MSD (Yes or No) | SM 4500 F_C | SM 4500 Cl_E | SM 4500 SO4_E | 9315_Ra226, 9320_Ra228, Ra226Ra228_GFPC | Total Number of containers | Special Instructions/Note: |
|---|---|---|---|---|---|---|---|---|---|---|---|---|
| | | | Preservation Code: | | | | | | | | | |
| BA04952 | 3/9/20 | 13:52 | G | Water | | | | | | X | 1 | MW-21 |
| BA04953 | 3/9/20 | 17:25 | G | Water | | | | | | X | 1 | MW-23 |
| BA04954 | 3/10/20 | 12:35 | G | Water | | | | | | X | 1 | MW-20HS |
| BA04955 | 3/10/20 | 12:35 | G | Water | | | | | | X | 1 | MW-20HS DUP (Sample Duplicate) |
| BA04956 | 3/10/20 | 13:50 | G | Water | | | | | | X | 1 | MW-20H |
| BA04957 | 3/10/20 | 15:33 | G | Water | | | | | | X | 1 | MW-32H |
| BA04958 | 3/10/20 | 16:00 | G | Water | | | | | | X | 1 | FB-4 (Field Blank) |

Note: Since laboratory accreditations are subject to change, TestAmerica Laboratories, Inc. places the ownership of method, analyte & accreditation compliance upon out subcontract laboratories. This sample shipment is forwarded under chain-of-custody. If the laboratory does not currently maintain accreditation in the State of Origin listed above for analysis/tests/matrix being analyzed, the samples must be shipped back to the TestAmerica laboratory or other instructions will be provided. Any changes to accreditation status should be brought to TestAmerica Laboratories, Inc. attention immediately. If all requested accreditations are current to date, return the signed Chain of Custody attesting to said complicance to TestAmerica Laboratories, Inc.

| Possible Hazard Identification: Unconfirmed | Sample Disposal ( A fee may be assessed if samples are retained longer than 1 month): ☐ Return To Client ☐ Disposal By Lab ☐ Archive For _____ Months |
|---|---|
| Deliverable Requested: I, II, III, IV, Other (specify) 43599 | Special Instructions/QC Requirements: |

| Empty Kit Relinquished by: | Date: | Time: | Method of Shipment: | | |
|---|---|---|---|---|---|
| Relinquished by: Laura Midkiff | Date/Time: 3/11/2020 13:15 | Water APC | Received by: | Date/Time: | Company |
| Relinquished by: | Date/Time: | Company | Received by: | Date/Time: | Company |
| Relinquished by: | Date/Time: | Company | Received by: | Date/Time: 3-13-20 1350 | Company TAPEN |
| Custody Seals Intact: | Custody Seal No.: | | Cooler Temperature(s) °C and Other Remarks: | | |

Ver: 09/20/2016

**TestAmerica Pensacola**
3355 McLemore Drive
Pensacola, FL 32514
Phone (850) 474-1001 Fax (850) 478-2671

# Chain of Custody Record

TestAmerica
THE LEADER IN ENVIRONMENTAL TESTING

| Client Information (Sub Contract Lab) | Sampler: Anthony Goggins | Lab PM: Whitmire, Cheyenne R | Carrier Tracking No(s): | COC No: 400-56525-24537.1 |
|---|---|---|---|---|
| Client Contact: Laura Midkif | Phone: | E-Mail: cheyenne.whitmire@testamericainc.com | State of Origin: Alabama | Page: Page 6 of 7 |
| Company: Alabama Power General Test Laboratory | | Accreditations Required (See note): | | Job #: |
| Address: 744 County Rd 87 GSC#8 | Due Date Requested: | | | |
| City: Calera | TAT Requested (days): Routine | | | |
| State, Zip: AL, 35040 | | | | |
| Phone: 205-664-6197 | PO #: | | | |
| Email: lbmidkif@southernco.com | WO #: | | | |
| Project Name: CCR | Project #: 40007143 | | | |
| Site: Miller Ash Pond 1265 | SSOW#: | | | |

**Analysis Requested**

**Preservation Codes:**
A - HCL, B - NaOH, C - Zn Acetate, D - Nitric Acid, E - NaHSO4, F - MeOH, G - Amchlor, H - Ascorbic Acid, I - Ice, J - DI Water, K - EDTA, L - EDA, M - Hexane, N - None, O - AsNaO2, P - Na2O4S, Q - Na2SO3, R - Na2S2O3, S - H2SO4, T - TSP Dodecahydrate, U - Acetone, V - MCAA, W - pH 4-5, Z - other (specify)
Other:

| Sample Identification - Client ID (Lab ID) | Sample Date | Sample Time | Sample Type (C=comp, G=grab) | Matrix (W=water, S=solid, O=wasteoil, BT=Tissue, A=Air) | Field Filtered Sample (Yes or No) | Perform MS/MSD (Yes or No) | SM 4500 F_C | SM 4500 CL_E | SM 4500 SO4_E | 9315_Ra226, 9320_Ra228, Ra226Ra228_GFPC | Total Number of containers | Special Instructions/Note: |
|---|---|---|---|---|---|---|---|---|---|---|---|---|
| | | | Preservation Code: | | | | | | | | | |
| BA04959 | 3/9/20 | 13:00 | G | Water | | | | | | X | 1 | MW-1 |
| BA04960 | 3/9/20 | 14:40 | G | Water | | | | | | X | 1 | FB-3 (Field Blank) |
| BA04961 | 3/9/20 | 14:55 | G | Water | | | | | | X | 1 | MW-34H |
| BA04962 | 3/9/20 | 16:10 | G | Water | | | | | | X | 1 | MW-19HA |
| BA04963 | 3/9/20 | 16:10 | G | Water | Y | | | | | X | 1 | MW-19HA DIS |
| BA04964 | 3/10/20 | 12:50 | G | Water | | | | | | X | 1 | MW-30H |

Note: Since laboratory accreditations are subject to change, TestAmerica Laboratories, Inc. places the ownership of method, analyte & accreditation compliance upon out subcontract laboratories. This sample shipment is forwarded under chain-of-custody. If the laboratory does not currently maintain accreditation in the State of Origin listed above for analysis/tests/matrix being analyzed, the samples must be shipped back to the TestAmerica laboratory or other instructions will be provided. Any changes to accreditation status should be brought to TestAmerica Laboratories, Inc. attention immediately. If all requested accreditations are current to date, return the signed Chain of Custody attesting to said compliance to TestAmerica Laboratories, Inc.

| Possible Hazard Identification: Unconfirmed | Sample Disposal ( A fee may be assessed if samples are retained longer than 1 month): ☐ Return To Client ☐ Disposal By Lab ☐ Archive For _____ Months |
|---|---|
| Deliverable Requested: I, II, III, IV, Other (specify) | 43599 Special Instructions/QC Requirements: |

| Empty Kit Relinquished by: | Date: | Time: | Method of Shipment: | | |
|---|---|---|---|---|---|
| Relinquished by: Laura Midkiff | Date/Time: 3/11/2020 13:15 | Water APC | Received by: | Date/Time: | Company |
| Relinquished by: | Date/Time: | Company | Received by: | Date/Time: | Company |
| Relinquished by: | Date/Time: | Company | Received by: [signature] | Date/Time: 3-13-20 1350 | Company JAPEN |
| Custody Seals Intact: ☐ | Custody Seal No.: | | Cooler Temperature(s) °C and Other Remarks: | | |

Ver: 09/20/2016

**TestAmerica Pensacola**
3355 McLemore Drive
Pensacola, FL 32514
Phone (850) 474-1001 Fax (850) 478-2671

# Chain of Custody Record

TestAmerica
THE LEADER IN ENVIRONMENTAL TESTING

| Client Information (Sub Contract Lab) | Sampler: Dallas Gentry | Lab PM: Whitmire, Cheyenne R | Carrier Tracking No(s): | COC No: 400-56525-24537.1 |
|---|---|---|---|---|
| Client Contact: Laura Midkif | Phone: | E-Mail: cheyenne.whitmire@testamericainc.com | State of Origin: Alabama | Page: Page 7 of 7 |
| Company: Alabama Power General Test Laboratory | | Accreditations Required (See note): | | Job #: |
| Address: 744 County Rd 87 GSC#8 | Due Date Requested: | Analysis Requested | | Preservation Codes: |
| City: Calera | TAT Requested (days): Routine | | | A - HCL, B - NaOH, C - Zn Acetate, D - Nitric Acid, E - NaHSO4, F - MeOH, G - Amchlor, H - Ascorbic Acid, I - Ice, J - DI Water, K - EDTA, L - EDA, M - Hexane, N - None, O - AsNaO2, P - Na2O4S, Q - Na2SO3, R - Na2S2O3, S - H2SO4, T - TSP Dodecahydrate, U - Acetone, V - MCAA, W - pH 4-5, Z - other (specify) |
| State, Zip: AL, 35040 | | | | Other: |
| Phone: 205-664-6197 | PO #: | | | |
| Email: lbmidkif@southernco.com | WO #: | | | |
| Project Name: CCR | Project #: 40007143 | | | |
| Site: Miller Ash Pond 1265 | SSOW#: | | | |

| Sample Identification - Client ID (Lab ID) | Sample Date | Sample Time | Sample Type (C=comp, G=grab) | Matrix (W=water, S=solid, O=waste/oil, BT=Tissue, A=Air) | Field Filtered Sample (Yes or No) | Perform MS/MSD (Yes or No) | SM 4500 F_C | SM 4500 Cl_E | SM 4500 SO4_E | 9315_Ra226, 9320_Ra228, Ra226Ra228_GFPC | Total Number of containers | Special Instructions/Note: |
|---|---|---|---|---|---|---|---|---|---|---|---|---|
| | | | Preservation Code: | | | | | | | | | |
| BA04965 | 3/9/20 | 12:26 | G | Water | | | | | | X | 1 | MW-10 |
| BA04966 | 3/9/20 | 13:40 | G | Water | | | | | | X | 1 | MW-37H |
| BA04967 | 3/9/20 | 13:40 | G | Water | | | | | | X | 1 | MW-37H DUP (Sample Duplicate) |
| BA04968 | 3/9/20 | 15:25 | G | Water | | | | | | X | 1 | MW-28H |
| BA04969 | 3/9/20 | 16:35 | G | Water | | | | | | X | 1 | MW-13S |
| BA04970 | 3/9/20 | 18:03 | G | Water | | | | | | X | 1 | MW-13D |
| BA04971 | 3/10/20 | 08:30 | G | Water | | | | | | X | 1 | MW-18H |
| BA04972 | 3/10/20 | 10:37 | G | Water | | | | | | X | 1 | MW-17H |
| BA04973 | 3/10/20 | 11:46 | G | Water | | | | | | X | 1 | MW-35H |
| BA04974 | 3/10/20 | 13:37 | G | Water | | | | | | X | 1 | MW-12 |
| BA04975 | 3/10/20 | 14:55 | G | Water | | | | | | X | 1 | EB-2 (Equipment Blank) |

Note: Since laboratory accreditations are subject to change, TestAmerica Laboratories, Inc. places the ownership of method, analyte & accreditation compliance upon out subcontract laboratories. This sample shipment is forwarded under chain-of-custody. If the laboratory does not currently maintain accreditation in the State of Origin listed above for analysis/tests/matrix being analyzed, the samples must be shipped back to the TestAmerica laboratory or other instructions will be provided. Any changes to accreditation status should be brought to TestAmerica Laboratories, Inc. attention immediately. If all requested accreditations are current to date, return the signed Chain of Custody attesting to said complicance to TestAmerica Laboratories, Inc.

| Possible Hazard Identification: Unconfirmed | Sample Disposal ( A fee may be assessed if samples are retained longer than 1 month): ☐ Return To Client ☐ Disposal By Lab ☐ Archive For _____ Months |
|---|---|
| Deliverable Requested: I, II, III, IV, Other (specify) | 43599 Special Instructions/QC Requirements: |

| Empty Kit Relinquished by: | Date: | Time: | Method of Shipment: | | |
|---|---|---|---|---|---|
| Relinquished by: Laura Midkiff | Date/Time: 3/11/2020 13:15 | Water APC | Received by: | Date/Time: | Company |
| Relinquished by: | Date/Time: | Company | Received by: | Date/Time: | Company |
| Relinquished by: | Date/Time: | Company | Received by: [signature] | Date/Time: 3-13-20 1350 | Company ~~TA~~ PEA |
| Custody Seals Intact: | Custody Seal No.: | | Cooler Temperature(s) °C and Other Remarks: | | |

Ver: 09/20/2016

# Login Sample Receipt Checklist

Client: Alabama Power General Test Laboratory

Job Number: 400-185334-1
SDG Number: Miller Ash Pond 1265

**Login Number: 185334**
**List Number: 1**
**Creator: Conrady, Hank W**

**List Source: Eurofins TestAmerica, Pensacola**

| Question | Answer | Comment |
|---|---|---|
| Radioactivity wasn't checked or is </= background as measured by a survey meter. | N/A | |
| The cooler's custody seal, if present, is intact. | True | |
| Sample custody seals, if present, are intact. | N/A | |
| The cooler or samples do not appear to have been compromised or tampered with. | True | |
| Samples were received on ice. | N/A | |
| Cooler Temperature is acceptable. | True | |
| Cooler Temperature is recorded. | True | 21.6°C 22.1°C 22.0°C IR-7 |
| COC is present. | True | |
| COC is filled out in ink and legible. | True | |
| COC is filled out with all pertinent information. | True | |
| Is the Field Sampler's name present on COC? | True | |
| There are no discrepancies between the containers received and the COC. | True | |
| Samples are received within Holding Time (excluding tests with immediate HTs) | True | |
| Sample containers have legible labels. | True | |
| Containers are not broken or leaking. | True | |
| Sample collection date/times are provided. | True | |
| Appropriate sample containers are used. | True | |
| Sample bottles are completely filled. | True | |
| Sample Preservation Verified. | True | |
| There is sufficient vol. for all requested analyses, incl. any requested MS/MSDs | True | |
| Containers requiring zero headspace have no headspace or bubble is <6mm (1/4"). | N/A | |
| Multiphasic samples are not present. | True | |
| Samples do not require splitting or compositing. | True | |
| Residual Chlorine Checked. | N/A | |

# Accreditation/Certification Summary

Client: Alabama Power General Test Laboratory
Project/Site: CCR Plant Miller

Job ID: 400-185334-1
SDG: Miller Ash Pond 1265

## Laboratory: Eurofins TestAmerica, Pensacola

All accreditations/certifications held by this laboratory are listed. Not all accreditations/certifications are applicable to this report.

| Authority | Program | Identification Number | Expiration Date |
|---|---|---|---|
| Alabama | State | 40150 | 07-01-20 |
| ANAB | ISO/IEC 17025 | L2471 | 02-23-23 |
| Arizona | State | AZ0710 | 01-13-21 |
| Arkansas DEQ | State | 88-0689 | 09-01-20 |
| California | State | 2510 | 07-01-20 |
| Florida | NELAP | E81010 | 06-30-20 |
| Georgia | State | E81010(FL) | 06-30-20 |
| Illinois | NELAP | 004586 | 10-09-20 |
| Iowa | State | 367 | 08-01-20 |
| Kansas | NELAP | E-10253 | 08-16-20 |
| Kentucky (UST) | State | 53 | 06-30-20 |
| Kentucky (WW) | State | KY98030 | 12-31-20 |
| Louisiana | NELAP | 30976 | 06-30-20 |
| Louisiana (DW) | State | LA017 | 12-31-20 |
| Maryland | State | 233 | 09-30-20 |
| Massachusetts | State | M-FL094 | 06-30-20 |
| Michigan | State | 9912 | 05-06-20 |
| Minnesota | NELAP | 012-999-481 | 12-31-20 |
| New Jersey | NELAP | FL006 | 06-30-20 |
| New York | NELAP | 12115 | 04-01-21 |
| North Carolina (WW/SW) | State | 314 | 12-31-20 |
| Oklahoma | State | 9810-186 | 08-31-20 |
| Pennsylvania | NELAP | 68-00467 | 01-31-21 |
| Rhode Island | State | LAO00307 | 12-30-20 |
| South Carolina | State | 96026002 | 06-30-20 |
| Tennessee | State | TN02907 | 06-30-20 |
| Texas | NELAP | T104704286 | 09-30-20 |
| US Fish & Wildlife | US Federal Programs | 058448 | 07-31-20 |
| USDA | US Federal Programs | P330-18-00148 | 05-17-21 |
| Virginia | NELAP | 460166 | 06-14-20 |
| Washington | State | C915 | 05-15-20 |
| West Virginia DEP | State | 136 | 06-30-20 |

# Accreditation/Certification Summary

Client: Alabama Power General Test Laboratory
Project/Site: CCR Plant Miller

Job ID: 400-185334-1
SDG: Miller Ash Pond 1265

## Laboratory: Eurofins TestAmerica, St. Louis

All accreditations/certifications held by this laboratory are listed. Not all accreditations/certifications are applicable to this report.

| Authority | Program | Identification Number | Expiration Date |
|---|---|---|---|
| ANAB | Dept. of Defense ELAP | L2305 | 04-06-22 |
| ANAB | Dept. of Energy | L2305.01 | 04-06-22 |
| ANAB | ISO/IEC 17025 | L2305 | 04-06-22 |
| Arizona | State | AZ0813 | 12-08-20 |
| California | Los Angeles County Sanitation Districts | 10259 | 06-30-20 |
| California | State | 2886 | 06-30-20 |
| Connecticut | State | PH-0241 | 03-31-21 |
| Florida | NELAP | E87689 | 06-30-20 |
| HI - RadChem Recognition | State | n/a | 06-30-20 |
| Illinois | NELAP | 004553 | 11-30-20 |
| Iowa | State | 373 | 09-17-20 |
| Kansas | NELAP | E-10236 | 10-31-20 |
| Kentucky (DW) | State | KY90125 | 12-31-20 |
| Louisiana | NELAP | 04080 | 06-30-20 |
| Louisiana (DW) | State | LA011 | 12-31-20 |
| Maryland | State | 310 | 09-30-20 |
| MI - RadChem Recognition | State | 9005 | 06-30-20 |
| Missouri | State | 780 | 06-30-22 |
| Nevada | State | MO000542020-1 | 07-31-20 |
| New Jersey | NELAP | MO002 | 06-30-20 |
| New York | NELAP | 11616 | 04-01-21 |
| North Dakota | State | R-207 | 06-30-20 |
| NRC | NRC | 24-24817-01 | 12-31-22 |
| Oklahoma | State | 9997 | 08-31-20 |
| Pennsylvania | NELAP | 68-00540 | 02-28-21 |
| South Carolina | State | 85002001 | 06-30-20 |
| Texas | NELAP | T104704193-19-13 | 07-31-20 |
| US Fish & Wildlife | US Federal Programs | 058448 | 07-31-20 |
| USDA | US Federal Programs | P330-17-00028 | 03-11-23 |
| Utah | NELAP | MO000542019-11 | 07-31-20 |
| Virginia | NELAP | 10310 | 06-14-20 |
| Washington | State | C592 | 08-30-20 |
| West Virginia DEP | State | 381 | 10-31-20 |

# Alabama Power Company
# Plant Miller Ash Pond

| WELL ID | READING TIME | DESCRIPTION | VALUE | UNIT |
|---|---|---|---|---|
| MR-AP-MW-1 | 3/9/2020 12:32 | Conductivity | 1892.1 | uS/cm |
| MR-AP-MW-1 | 3/9/2020 12:32 | Depth to Water Detail | 196.25 | ft |
| MR-AP-MW-1 | 3/9/2020 12:32 | DO | 0.27 | mg/L |
| MR-AP-MW-1 | 3/9/2020 12:32 | Oxidation Reduction Potention | -312.55 | mv |
| MR-AP-MW-1 | 3/9/2020 12:32 | pH | 11.6 | pH |
| MR-AP-MW-1 | 3/9/2020 12:32 | Temperature | 17.54 | C |
| MR-AP-MW-1 | 3/9/2020 12:32 | Turbidity | 18.1 | NTU |
| MR-AP-MW-1 | 3/9/2020 12:37 | Conductivity | 2637.64 | uS/cm |
| MR-AP-MW-1 | 3/9/2020 12:37 | Depth to Water Detail | 197 | ft |
| MR-AP-MW-1 | 3/9/2020 12:37 | DO | 0.12 | mg/L |
| MR-AP-MW-1 | 3/9/2020 12:37 | Oxidation Reduction Potention | -278.35 | mv |
| MR-AP-MW-1 | 3/9/2020 12:37 | pH | 11.86 | pH |
| MR-AP-MW-1 | 3/9/2020 12:37 | Temperature | 17.62 | C |
| MR-AP-MW-1 | 3/9/2020 12:37 | Turbidity | 8.73 | NTU |
| MR-AP-MW-1 | 3/9/2020 12:42 | Conductivity | 2662.89 | uS/cm |
| MR-AP-MW-1 | 3/9/2020 12:42 | Depth to Water Detail | 197.72 | ft |
| MR-AP-MW-1 | 3/9/2020 12:42 | DO | 0.09 | mg/L |
| MR-AP-MW-1 | 3/9/2020 12:42 | Oxidation Reduction Potention | -268.8 | mv |
| MR-AP-MW-1 | 3/9/2020 12:42 | pH | 11.9 | pH |
| MR-AP-MW-1 | 3/9/2020 12:42 | Temperature | 17.63 | C |
| MR-AP-MW-1 | 3/9/2020 12:42 | Turbidity | 3.99 | NTU |
| MR-AP-MW-1 | 3/9/2020 12:47 | Conductivity | 2649.31 | uS/cm |
| MR-AP-MW-1 | 3/9/2020 12:47 | Depth to Water Detail | 197.97 | ft |
| MR-AP-MW-1 | 3/9/2020 12:47 | DO | 0.13 | mg/L |
| MR-AP-MW-1 | 3/9/2020 12:47 | Oxidation Reduction Potention | -266.79 | mv |
| MR-AP-MW-1 | 3/9/2020 12:47 | pH | 11.92 | pH |
| MR-AP-MW-1 | 3/9/2020 12:47 | Temperature | 17.94 | C |
| MR-AP-MW-1 | 3/9/2020 12:47 | Turbidity | 2.93 | NTU |
| MR-AP-MW-1 | 3/9/2020 12:52 | Conductivity | 2642.27 | uS/cm |
| MR-AP-MW-1 | 3/9/2020 12:52 | Depth to Water Detail | 197.97 | ft |
| MR-AP-MW-1 | 3/9/2020 12:52 | DO | 0.18 | mg/L |
| MR-AP-MW-1 | 3/9/2020 12:52 | Oxidation Reduction Potention | -257.24 | mv |
| MR-AP-MW-1 | 3/9/2020 12:52 | pH | 11.93 | pH |
| MR-AP-MW-1 | 3/9/2020 12:52 | Temperature | 18.05 | C |
| MR-AP-MW-1 | 3/9/2020 12:52 | Turbidity | 2.98 | NTU |
| MR-AP-MW-1 | 3/9/2020 12:57 | Conductivity | 2623.62 | uS/cm |
| MR-AP-MW-1 | 3/9/2020 12:57 | Depth to Water Detail | 197.97 | ft |
| MR-AP-MW-1 | 3/9/2020 12:57 | DO | 0.19 | mg/L |
| MR-AP-MW-1 | 3/9/2020 12:57 | Oxidation Reduction Potention | -252.52 | mv |
| MR-AP-MW-1 | 3/9/2020 12:57 | pH | 11.95 | pH |
| MR-AP-MW-1 | 3/9/2020 12:57 | Temperature | 18.09 | C |
| MR-AP-MW-1 | 3/9/2020 12:57 | Turbidity | 2.92 | NTU |

# Alabama Power Company
# Plant Miller Ash Pond

| WELL ID | READING TIME | DESCRIPTION | VALUE | UNIT |
|---|---|---|---|---|
| MR-AP-MW-2 | 3/3/2020 10:46 | Conductivity | 1457.17 | uS/cm |
| MR-AP-MW-2 | 3/3/2020 10:46 | Depth to Water Detail | 202.3 | ft |
| MR-AP-MW-2 | 3/3/2020 10:46 | DO | 1.56 | mg/L |
| MR-AP-MW-2 | 3/3/2020 10:46 | Oxidation Reduction Potention | 50.07 | mv |
| MR-AP-MW-2 | 3/3/2020 10:46 | pH | 5.96 | pH |
| MR-AP-MW-2 | 3/3/2020 10:46 | Temperature | 18.91 | C |
| MR-AP-MW-2 | 3/3/2020 10:46 | Turbidity | 7.11 | NTU |
| MR-AP-MW-2 | 3/3/2020 10:51 | Conductivity | 1266.5 | uS/cm |
| MR-AP-MW-2 | 3/3/2020 10:51 | Depth to Water Detail | 202.35 | ft |
| MR-AP-MW-2 | 3/3/2020 10:51 | DO | 0.99 | mg/L |
| MR-AP-MW-2 | 3/3/2020 10:51 | Oxidation Reduction Potention | 17.45 | mv |
| MR-AP-MW-2 | 3/3/2020 10:51 | pH | 6.11 | pH |
| MR-AP-MW-2 | 3/3/2020 10:51 | Temperature | 18.86 | C |
| MR-AP-MW-2 | 3/3/2020 10:51 | Turbidity | 4.34 | NTU |
| MR-AP-MW-2 | 3/3/2020 10:56 | Conductivity | 1465.15 | uS/cm |
| MR-AP-MW-2 | 3/3/2020 10:56 | Depth to Water Detail | 202.4 | ft |
| MR-AP-MW-2 | 3/3/2020 10:56 | DO | 0.9 | mg/L |
| MR-AP-MW-2 | 3/3/2020 10:56 | Oxidation Reduction Potention | 4.65 | mv |
| MR-AP-MW-2 | 3/3/2020 10:56 | pH | 6.11 | pH |
| MR-AP-MW-2 | 3/3/2020 10:56 | Temperature | 19.01 | C |
| MR-AP-MW-2 | 3/3/2020 10:56 | Turbidity | 3.06 | NTU |
| MR-AP-MW-2 | 3/3/2020 11:01 | Conductivity | 1834.18 | uS/cm |
| MR-AP-MW-2 | 3/3/2020 11:01 | Depth to Water Detail | 202.43 | ft |
| MR-AP-MW-2 | 3/3/2020 11:01 | DO | 0.81 | mg/L |
| MR-AP-MW-2 | 3/3/2020 11:01 | Oxidation Reduction Potention | -12.41 | mv |
| MR-AP-MW-2 | 3/3/2020 11:01 | pH | 6.12 | pH |
| MR-AP-MW-2 | 3/3/2020 11:01 | Temperature | 18.94 | C |
| MR-AP-MW-2 | 3/3/2020 11:01 | Turbidity | 2.49 | NTU |
| MR-AP-MW-2 | 3/3/2020 11:06 | Conductivity | 2209.19 | uS/cm |
| MR-AP-MW-2 | 3/3/2020 11:06 | Depth to Water Detail | 202.43 | ft |
| MR-AP-MW-2 | 3/3/2020 11:06 | DO | 0.78 | mg/L |
| MR-AP-MW-2 | 3/3/2020 11:06 | Oxidation Reduction Potention | -25.96 | mv |
| MR-AP-MW-2 | 3/3/2020 11:06 | pH | 6.14 | pH |
| MR-AP-MW-2 | 3/3/2020 11:06 | Temperature | 18.93 | C |
| MR-AP-MW-2 | 3/3/2020 11:06 | Turbidity | 2.26 | NTU |
| MR-AP-MW-2 | 3/3/2020 11:11 | Conductivity | 2435.23 | uS/cm |
| MR-AP-MW-2 | 3/3/2020 11:11 | Depth to Water Detail | 202.43 | ft |
| MR-AP-MW-2 | 3/3/2020 11:11 | DO | 0.73 | mg/L |
| MR-AP-MW-2 | 3/3/2020 11:11 | Oxidation Reduction Potention | -36.32 | mv |
| MR-AP-MW-2 | 3/3/2020 11:11 | pH | 6.18 | pH |
| MR-AP-MW-2 | 3/3/2020 11:11 | Temperature | 19.06 | C |
| MR-AP-MW-2 | 3/3/2020 11:11 | Turbidity | 2.21 | NTU |
| MR-AP-MW-2 | 3/3/2020 11:16 | Conductivity | 2548.01 | uS/cm |
| MR-AP-MW-2 | 3/3/2020 11:16 | Depth to Water Detail | 202.43 | ft |

# Alabama Power Company
# Plant Miller Ash Pond

| WELL ID | READING TIME | DESCRIPTION | VALUE | UNIT |
|---|---|---|---|---|
| MR-AP-MW-2 | 3/3/2020 11:16 | DO | 0.74 | mg/L |
| MR-AP-MW-2 | 3/3/2020 11:16 | Oxidation Reduction Potention | -42.65 | mv |
| MR-AP-MW-2 | 3/3/2020 11:16 | pH | 6.22 | pH |
| MR-AP-MW-2 | 3/3/2020 11:16 | Temperature | 18.99 | C |
| MR-AP-MW-2 | 3/3/2020 11:16 | Turbidity | 1.77 | NTU |
| MR-AP-MW-2 | 3/3/2020 11:21 | Conductivity | 2599.18 | uS/cm |
| MR-AP-MW-2 | 3/3/2020 11:21 | Depth to Water Detail | 202.43 | ft |
| MR-AP-MW-2 | 3/3/2020 11:21 | DO | 0.71 | mg/L |
| MR-AP-MW-2 | 3/3/2020 11:21 | Oxidation Reduction Potention | -46.25 | mv |
| MR-AP-MW-2 | 3/3/2020 11:21 | pH | 6.25 | pH |
| MR-AP-MW-2 | 3/3/2020 11:21 | Temperature | 19.02 | C |
| MR-AP-MW-2 | 3/3/2020 11:21 | Turbidity | 1.49 | NTU |
| MR-AP-MW-2 | 3/3/2020 11:26 | Conductivity | 2652.52 | uS/cm |
| MR-AP-MW-2 | 3/3/2020 11:26 | Depth to Water Detail | 202.43 | ft |
| MR-AP-MW-2 | 3/3/2020 11:26 | DO | 0.74 | mg/L |
| MR-AP-MW-2 | 3/3/2020 11:26 | Oxidation Reduction Potention | -48.92 | mv |
| MR-AP-MW-2 | 3/3/2020 11:26 | pH | 6.27 | pH |
| MR-AP-MW-2 | 3/3/2020 11:26 | Temperature | 18.95 | C |
| MR-AP-MW-2 | 3/3/2020 11:26 | Turbidity | 1.44 | NTU |

# Alabama Power Company
# Plant Miller Ash Pond

| WELL ID | READING TIME | DESCRIPTION | VALUE | UNIT |
|---|---|---|---|---|
| MR-AP-MW-3D | 3/3/2020 9:03 | Conductivity | 1176.94 | uS/cm |
| MR-AP-MW-3D | 3/3/2020 9:03 | Depth to Water Detail | 105.59 | ft |
| MR-AP-MW-3D | 3/3/2020 9:03 | DO | 0.54 | mg/L |
| MR-AP-MW-3D | 3/3/2020 9:03 | Oxidation Reduction Potention | -46.01 | mv |
| MR-AP-MW-3D | 3/3/2020 9:03 | pH | 6.87 | pH |
| MR-AP-MW-3D | 3/3/2020 9:03 | Temperature | 17.44 | C |
| MR-AP-MW-3D | 3/3/2020 9:03 | Turbidity | 41 | NTU |
| MR-AP-MW-3D | 3/3/2020 9:08 | Conductivity | 1163.61 | uS/cm |
| MR-AP-MW-3D | 3/3/2020 9:08 | Depth to Water Detail | 105.59 | ft |
| MR-AP-MW-3D | 3/3/2020 9:08 | DO | 0.31 | mg/L |
| MR-AP-MW-3D | 3/3/2020 9:08 | Oxidation Reduction Potention | -50.46 | mv |
| MR-AP-MW-3D | 3/3/2020 9:08 | pH | 6.85 | pH |
| MR-AP-MW-3D | 3/3/2020 9:08 | Temperature | 17.43 | C |
| MR-AP-MW-3D | 3/3/2020 9:08 | Turbidity | 14.1 | NTU |
| MR-AP-MW-3D | 3/3/2020 9:13 | Conductivity | 1162.26 | uS/cm |
| MR-AP-MW-3D | 3/3/2020 9:13 | Depth to Water Detail | 105.59 | ft |
| MR-AP-MW-3D | 3/3/2020 9:13 | DO | 0.29 | mg/L |
| MR-AP-MW-3D | 3/3/2020 9:13 | Oxidation Reduction Potention | -50.98 | mv |
| MR-AP-MW-3D | 3/3/2020 9:13 | pH | 6.85 | pH |
| MR-AP-MW-3D | 3/3/2020 9:13 | Temperature | 17.5 | C |
| MR-AP-MW-3D | 3/3/2020 9:13 | Turbidity | 10.95 | NTU |
| MR-AP-MW-3D | 3/3/2020 9:18 | Conductivity | 1161.02 | uS/cm |
| MR-AP-MW-3D | 3/3/2020 9:18 | Depth to Water Detail | 105.59 | ft |
| MR-AP-MW-3D | 3/3/2020 9:18 | DO | 0.28 | mg/L |
| MR-AP-MW-3D | 3/3/2020 9:18 | Oxidation Reduction Potention | -50.82 | mv |
| MR-AP-MW-3D | 3/3/2020 9:18 | pH | 6.85 | pH |
| MR-AP-MW-3D | 3/3/2020 9:18 | Temperature | 17.47 | C |
| MR-AP-MW-3D | 3/3/2020 9:18 | Turbidity | 11.6 | NTU |
| MR-AP-MW-3D | 3/3/2020 9:23 | Conductivity | 1161.18 | uS/cm |
| MR-AP-MW-3D | 3/3/2020 9:23 | Depth to Water Detail | 105.59 | ft |
| MR-AP-MW-3D | 3/3/2020 9:23 | DO | 0.28 | mg/L |
| MR-AP-MW-3D | 3/3/2020 9:23 | Oxidation Reduction Potention | -50.18 | mv |
| MR-AP-MW-3D | 3/3/2020 9:23 | pH | 6.85 | pH |
| MR-AP-MW-3D | 3/3/2020 9:23 | Temperature | 17.47 | C |
| MR-AP-MW-3D | 3/3/2020 9:23 | Turbidity | 10.08 | NTU |
| MR-AP-MW-3D | 3/3/2020 9:28 | Conductivity | 1160.37 | uS/cm |
| MR-AP-MW-3D | 3/3/2020 9:28 | Depth to Water Detail | 105.59 | ft |
| MR-AP-MW-3D | 3/3/2020 9:28 | DO | 0.28 | mg/L |
| MR-AP-MW-3D | 3/3/2020 9:28 | Oxidation Reduction Potention | -49.29 | mv |
| MR-AP-MW-3D | 3/3/2020 9:28 | pH | 6.85 | pH |
| MR-AP-MW-3D | 3/3/2020 9:28 | Temperature | 17.49 | C |
| MR-AP-MW-3D | 3/3/2020 9:28 | Turbidity | 11.7 | NTU |
| MR-AP-MW-3D | 3/3/2020 9:33 | Conductivity | 1160.41 | uS/cm |
| MR-AP-MW-3D | 3/3/2020 9:33 | Depth to Water Detail | 105.59 | ft |

# Alabama Power Company
# Plant Miller Ash Pond

| WELL ID | READING TIME | DESCRIPTION | VALUE | UNIT |
|---|---|---|---|---|
| MR-AP-MW-3D | 3/3/2020 9:33 | DO | 0.29 | mg/L |
| MR-AP-MW-3D | 3/3/2020 9:33 | Oxidation Reduction Potention | -48.5 | mv |
| MR-AP-MW-3D | 3/3/2020 9:33 | pH | 6.85 | pH |
| MR-AP-MW-3D | 3/3/2020 9:33 | Temperature | 17.51 | C |
| MR-AP-MW-3D | 3/3/2020 9:33 | Turbidity | 12.4 | NTU |
| MR-AP-MW-3D | 3/3/2020 9:38 | Conductivity | 1159.28 | uS/cm |
| MR-AP-MW-3D | 3/3/2020 9:38 | Depth to Water Detail | 105.59 | ft |
| MR-AP-MW-3D | 3/3/2020 9:38 | DO | 0.29 | mg/L |
| MR-AP-MW-3D | 3/3/2020 9:38 | Oxidation Reduction Potention | -47.93 | mv |
| MR-AP-MW-3D | 3/3/2020 9:38 | pH | 6.85 | pH |
| MR-AP-MW-3D | 3/3/2020 9:38 | Temperature | 17.39 | C |
| MR-AP-MW-3D | 3/3/2020 9:38 | Turbidity | 15.5 | NTU |
| MR-AP-MW-3D | 3/3/2020 9:43 | Conductivity | 1159.94 | uS/cm |
| MR-AP-MW-3D | 3/3/2020 9:43 | Depth to Water Detail | 105.59 | ft |
| MR-AP-MW-3D | 3/3/2020 9:43 | DO | 0.29 | mg/L |
| MR-AP-MW-3D | 3/3/2020 9:43 | Oxidation Reduction Potention | -47.43 | mv |
| MR-AP-MW-3D | 3/3/2020 9:43 | pH | 6.85 | pH |
| MR-AP-MW-3D | 3/3/2020 9:43 | Temperature | 17.39 | C |
| MR-AP-MW-3D | 3/3/2020 9:43 | Turbidity | 16.9 | NTU |
| MR-AP-MW-3D | 3/3/2020 9:48 | Conductivity | 1160.06 | uS/cm |
| MR-AP-MW-3D | 3/3/2020 9:48 | Depth to Water Detail | 105.59 | ft |
| MR-AP-MW-3D | 3/3/2020 9:48 | DO | 0.29 | mg/L |
| MR-AP-MW-3D | 3/3/2020 9:48 | Oxidation Reduction Potention | -46.9 | mv |
| MR-AP-MW-3D | 3/3/2020 9:48 | pH | 6.85 | pH |
| MR-AP-MW-3D | 3/3/2020 9:48 | Temperature | 17.44 | C |
| MR-AP-MW-3D | 3/3/2020 9:48 | Turbidity | 15.6 | NTU |
| MR-AP-MW-3D | 3/3/2020 9:53 | Conductivity | 1159.6 | uS/cm |
| MR-AP-MW-3D | 3/3/2020 9:53 | Depth to Water Detail | 105.59 | ft |
| MR-AP-MW-3D | 3/3/2020 9:53 | DO | 0.28 | mg/L |
| MR-AP-MW-3D | 3/3/2020 9:53 | Oxidation Reduction Potention | -46.38 | mv |
| MR-AP-MW-3D | 3/3/2020 9:53 | pH | 6.85 | pH |
| MR-AP-MW-3D | 3/3/2020 9:53 | Temperature | 17.48 | C |
| MR-AP-MW-3D | 3/3/2020 9:53 | Turbidity | 13.4 | NTU |
| MR-AP-MW-3D | 3/3/2020 9:58 | Conductivity | 1158.9 | uS/cm |
| MR-AP-MW-3D | 3/3/2020 9:58 | Depth to Water Detail | 105.59 | ft |
| MR-AP-MW-3D | 3/3/2020 9:58 | DO | 0.28 | mg/L |
| MR-AP-MW-3D | 3/3/2020 9:58 | Oxidation Reduction Potention | -45.92 | mv |
| MR-AP-MW-3D | 3/3/2020 9:58 | pH | 6.85 | pH |
| MR-AP-MW-3D | 3/3/2020 9:58 | Temperature | 17.52 | C |
| MR-AP-MW-3D | 3/3/2020 9:58 | Turbidity | 11.2 | NTU |
| MR-AP-MW-3D | 3/3/2020 10:03 | Conductivity | 1158.57 | uS/cm |
| MR-AP-MW-3D | 3/3/2020 10:03 | Depth to Water Detail | 105.59 | ft |
| MR-AP-MW-3D | 3/3/2020 10:03 | DO | 0.27 | mg/L |
| MR-AP-MW-3D | 3/3/2020 10:03 | Oxidation Reduction Potention | -45.41 | mv |

# Alabama Power Company
# Plant Miller Ash Pond

| WELL ID | READING TIME | DESCRIPTION | VALUE | UNIT |
|---|---|---|---|---|
| MR-AP-MW-3D | 3/3/2020 10:03 | pH | 6.85 | pH |
| MR-AP-MW-3D | 3/3/2020 10:03 | Temperature | 17.55 | C |
| MR-AP-MW-3D | 3/3/2020 10:03 | Turbidity | 10.56 | NTU |
| MR-AP-MW-3D | 3/3/2020 10:08 | Conductivity | 1159.37 | uS/cm |
| MR-AP-MW-3D | 3/3/2020 10:08 | Depth to Water Detail | 105.59 | ft |
| MR-AP-MW-3D | 3/3/2020 10:08 | DO | 0.27 | mg/L |
| MR-AP-MW-3D | 3/3/2020 10:08 | Oxidation Reduction Potention | -45.05 | mv |
| MR-AP-MW-3D | 3/3/2020 10:08 | pH | 6.85 | pH |
| MR-AP-MW-3D | 3/3/2020 10:08 | Temperature | 17.54 | C |
| MR-AP-MW-3D | 3/3/2020 10:08 | Turbidity | 8.69 | NTU |

# Alabama Power Company
# Plant Miller Ash Pond

| WELL ID | READING TIME | DESCRIPTION | VALUE | UNIT |
|---|---|---|---|---|
| MR-AP-MW-3S | 3/3/2020 7:45 | Conductivity | 1218.05 | uS/cm |
| MR-AP-MW-3S | 3/3/2020 7:45 | Depth to Water Detail | 86.45 | ft |
| MR-AP-MW-3S | 3/3/2020 7:45 | DO | 0.45 | mg/L |
| MR-AP-MW-3S | 3/3/2020 7:45 | Oxidation Reduction Potention | -194.58 | mv |
| MR-AP-MW-3S | 3/3/2020 7:45 | pH | 9.58 | pH |
| MR-AP-MW-3S | 3/3/2020 7:45 | Temperature | 17.29 | C |
| MR-AP-MW-3S | 3/3/2020 7:45 | Turbidity | 5.82 | NTU |
| MR-AP-MW-3S | 3/3/2020 7:50 | Conductivity | 1206.12 | uS/cm |
| MR-AP-MW-3S | 3/3/2020 7:50 | Depth to Water Detail | 86.51 | ft |
| MR-AP-MW-3S | 3/3/2020 7:50 | DO | 0.33 | mg/L |
| MR-AP-MW-3S | 3/3/2020 7:50 | Oxidation Reduction Potention | -171.81 | mv |
| MR-AP-MW-3S | 3/3/2020 7:50 | pH | 9.62 | pH |
| MR-AP-MW-3S | 3/3/2020 7:50 | Temperature | 17.32 | C |
| MR-AP-MW-3S | 3/3/2020 7:50 | Turbidity | 3.85 | NTU |
| MR-AP-MW-3S | 3/3/2020 7:55 | Conductivity | 1247.29 | uS/cm |
| MR-AP-MW-3S | 3/3/2020 7:55 | Depth to Water Detail | 86.56 | ft |
| MR-AP-MW-3S | 3/3/2020 7:55 | DO | 0.31 | mg/L |
| MR-AP-MW-3S | 3/3/2020 7:55 | Oxidation Reduction Potention | -162.07 | mv |
| MR-AP-MW-3S | 3/3/2020 7:55 | pH | 9.56 | pH |
| MR-AP-MW-3S | 3/3/2020 7:55 | Temperature | 17.29 | C |
| MR-AP-MW-3S | 3/3/2020 7:55 | Turbidity | 3.02 | NTU |
| MR-AP-MW-3S | 3/3/2020 8:00 | Conductivity | 1273.63 | uS/cm |
| MR-AP-MW-3S | 3/3/2020 8:00 | Depth to Water Detail | 86.62 | ft |
| MR-AP-MW-3S | 3/3/2020 8:00 | DO | 0.29 | mg/L |
| MR-AP-MW-3S | 3/3/2020 8:00 | Oxidation Reduction Potention | -158.71 | mv |
| MR-AP-MW-3S | 3/3/2020 8:00 | pH | 9.54 | pH |
| MR-AP-MW-3S | 3/3/2020 8:00 | Temperature | 17.31 | C |
| MR-AP-MW-3S | 3/3/2020 8:00 | Turbidity | 2.91 | NTU |
| MR-AP-MW-3S | 3/3/2020 8:05 | Conductivity | 1313.08 | uS/cm |
| MR-AP-MW-3S | 3/3/2020 8:05 | Depth to Water Detail | 86.69 | ft |
| MR-AP-MW-3S | 3/3/2020 8:05 | DO | 0.3 | mg/L |
| MR-AP-MW-3S | 3/3/2020 8:05 | Oxidation Reduction Potention | -155 | mv |
| MR-AP-MW-3S | 3/3/2020 8:05 | pH | 9.51 | pH |
| MR-AP-MW-3S | 3/3/2020 8:05 | Temperature | 17.29 | C |
| MR-AP-MW-3S | 3/3/2020 8:05 | Turbidity | 2.73 | NTU |
| MR-AP-MW-3S | 3/3/2020 8:10 | Conductivity | 1338.23 | uS/cm |
| MR-AP-MW-3S | 3/3/2020 8:10 | Depth to Water Detail | 86.71 | ft |
| MR-AP-MW-3S | 3/3/2020 8:10 | DO | 0.29 | mg/L |
| MR-AP-MW-3S | 3/3/2020 8:10 | Oxidation Reduction Potention | -151.99 | mv |
| MR-AP-MW-3S | 3/3/2020 8:10 | pH | 9.49 | pH |
| MR-AP-MW-3S | 3/3/2020 8:10 | Temperature | 17.32 | C |
| MR-AP-MW-3S | 3/3/2020 8:10 | Turbidity | 2.56 | NTU |
| MR-AP-MW-3S | 3/3/2020 8:15 | Conductivity | 1392.87 | uS/cm |
| MR-AP-MW-3S | 3/3/2020 8:15 | Depth to Water Detail | 86.76 | ft |

# Alabama Power Company
# Plant Miller Ash Pond

| WELL ID | READING TIME | DESCRIPTION | VALUE | UNIT |
|---|---|---|---|---|
| MR-AP-MW-3S | 3/3/2020 8:15 | DO | 0.29 | mg/L |
| MR-AP-MW-3S | 3/3/2020 8:15 | Oxidation Reduction Potention | -148.11 | mv |
| MR-AP-MW-3S | 3/3/2020 8:15 | pH | 9.44 | pH |
| MR-AP-MW-3S | 3/3/2020 8:15 | Temperature | 17.39 | C |
| MR-AP-MW-3S | 3/3/2020 8:15 | Turbidity | 2.55 | NTU |
| MR-AP-MW-3S | 3/3/2020 8:20 | Conductivity | 1411.27 | uS/cm |
| MR-AP-MW-3S | 3/3/2020 8:20 | Depth to Water Detail | 86.82 | ft |
| MR-AP-MW-3S | 3/3/2020 8:20 | DO | 0.3 | mg/L |
| MR-AP-MW-3S | 3/3/2020 8:20 | Oxidation Reduction Potention | -146.07 | mv |
| MR-AP-MW-3S | 3/3/2020 8:20 | pH | 9.43 | pH |
| MR-AP-MW-3S | 3/3/2020 8:20 | Temperature | 17.36 | C |
| MR-AP-MW-3S | 3/3/2020 8:20 | Turbidity | 2.29 | NTU |
| MR-AP-MW-3S | 3/3/2020 8:25 | Conductivity | 1444.51 | uS/cm |
| MR-AP-MW-3S | 3/3/2020 8:25 | Depth to Water Detail | 86.85 | ft |
| MR-AP-MW-3S | 3/3/2020 8:25 | DO | 0.3 | mg/L |
| MR-AP-MW-3S | 3/3/2020 8:25 | Oxidation Reduction Potention | -143.64 | mv |
| MR-AP-MW-3S | 3/3/2020 8:25 | pH | 9.4 | pH |
| MR-AP-MW-3S | 3/3/2020 8:25 | Temperature | 17.4 | C |
| MR-AP-MW-3S | 3/3/2020 8:25 | Turbidity | 2.14 | NTU |

# Alabama Power Company
# Plant Miller Ash Pond

| WELL ID | READING TIME | DESCRIPTION | VALUE | UNIT |
|---|---|---|---|---|
| MR-AP-MW-4 | 3/4/2020 13:49 | Conductivity | 1243.88 | uS/cm |
| MR-AP-MW-4 | 3/4/2020 13:49 | Depth to Water Detail | 41.88 | ft |
| MR-AP-MW-4 | 3/4/2020 13:49 | DO | 0.51 | mg/L |
| MR-AP-MW-4 | 3/4/2020 13:49 | Oxidation Reduction Potention | 117.01 | mv |
| MR-AP-MW-4 | 3/4/2020 13:49 | pH | 6.07 | pH |
| MR-AP-MW-4 | 3/4/2020 13:49 | Temperature | 18.78 | C |
| MR-AP-MW-4 | 3/4/2020 13:49 | Turbidity | 3.51 | NTU |
| MR-AP-MW-4 | 3/4/2020 13:54 | Conductivity | 1228.56 | uS/cm |
| MR-AP-MW-4 | 3/4/2020 13:54 | Depth to Water Detail | 41.88 | ft |
| MR-AP-MW-4 | 3/4/2020 13:54 | DO | 0.39 | mg/L |
| MR-AP-MW-4 | 3/4/2020 13:54 | Oxidation Reduction Potention | 125.76 | mv |
| MR-AP-MW-4 | 3/4/2020 13:54 | pH | 6 | pH |
| MR-AP-MW-4 | 3/4/2020 13:54 | Temperature | 18.77 | C |
| MR-AP-MW-4 | 3/4/2020 13:54 | Turbidity | 2.54 | NTU |
| MR-AP-MW-4 | 3/4/2020 13:59 | Conductivity | 1224.33 | uS/cm |
| MR-AP-MW-4 | 3/4/2020 13:59 | Depth to Water Detail | 41.88 | ft |
| MR-AP-MW-4 | 3/4/2020 13:59 | DO | 0.35 | mg/L |
| MR-AP-MW-4 | 3/4/2020 13:59 | Oxidation Reduction Potention | 132.81 | mv |
| MR-AP-MW-4 | 3/4/2020 13:59 | pH | 5.97 | pH |
| MR-AP-MW-4 | 3/4/2020 13:59 | Temperature | 18.87 | C |
| MR-AP-MW-4 | 3/4/2020 13:59 | Turbidity | 1.98 | NTU |
| MR-AP-MW-4 | 3/4/2020 14:04 | Conductivity | 1220.02 | uS/cm |
| MR-AP-MW-4 | 3/4/2020 14:04 | Depth to Water Detail | 41.88 | ft |
| MR-AP-MW-4 | 3/4/2020 14:04 | DO | 0.32 | mg/L |
| MR-AP-MW-4 | 3/4/2020 14:04 | Oxidation Reduction Potention | 138.71 | mv |
| MR-AP-MW-4 | 3/4/2020 14:04 | pH | 5.96 | pH |
| MR-AP-MW-4 | 3/4/2020 14:04 | Temperature | 18.86 | C |
| MR-AP-MW-4 | 3/4/2020 14:04 | Turbidity | 1.51 | NTU |

# Alabama Power Company
# Plant Miller Ash Pond

| WELL ID | READING TIME | DESCRIPTION | VALUE | UNIT |
|---|---|---|---|---|
| MR-AP-MW-5 | 3/2/2020 13:39 | Conductivity | 1620.06 | uS/cm |
| MR-AP-MW-5 | 3/2/2020 13:39 | Depth to Water Detail | 0 | ft |
| MR-AP-MW-5 | 3/2/2020 13:39 | DO | 0.03 | mg/L |
| MR-AP-MW-5 | 3/2/2020 13:39 | Oxidation Reduction Potention | -216.07 | mv |
| MR-AP-MW-5 | 3/2/2020 13:39 | pH | 7.2 | pH |
| MR-AP-MW-5 | 3/2/2020 13:39 | Temperature | 16.34 | C |
| MR-AP-MW-5 | 3/2/2020 13:39 | Turbidity | 1.21 | NTU |
| MR-AP-MW-5 | 3/2/2020 13:44 | Conductivity | 1620.94 | uS/cm |
| MR-AP-MW-5 | 3/2/2020 13:44 | Depth to Water Detail | 0 | ft |
| MR-AP-MW-5 | 3/2/2020 13:44 | DO | 0.01 | mg/L |
| MR-AP-MW-5 | 3/2/2020 13:44 | Oxidation Reduction Potention | -216.46 | mv |
| MR-AP-MW-5 | 3/2/2020 13:44 | pH | 7.19 | pH |
| MR-AP-MW-5 | 3/2/2020 13:44 | Temperature | 16.35 | C |
| MR-AP-MW-5 | 3/2/2020 13:44 | Turbidity | 0.52 | NTU |
| MR-AP-MW-5 | 3/2/2020 13:49 | Conductivity | 1623.68 | uS/cm |
| MR-AP-MW-5 | 3/2/2020 13:49 | Depth to Water Detail | 0 | ft |
| MR-AP-MW-5 | 3/2/2020 13:49 | DO | 0.01 | mg/L |
| MR-AP-MW-5 | 3/2/2020 13:49 | Oxidation Reduction Potention | -216.51 | mv |
| MR-AP-MW-5 | 3/2/2020 13:49 | pH | 7.19 | pH |
| MR-AP-MW-5 | 3/2/2020 13:49 | Temperature | 16.3 | C |
| MR-AP-MW-5 | 3/2/2020 13:49 | Turbidity | 0.77 | NTU |
| MR-AP-MW-5 | 3/2/2020 13:54 | Conductivity | 1626.06 | uS/cm |
| MR-AP-MW-5 | 3/2/2020 13:54 | Depth to Water Detail | 0 | ft |
| MR-AP-MW-5 | 3/2/2020 13:54 | DO | 0 | mg/L |
| MR-AP-MW-5 | 3/2/2020 13:54 | Oxidation Reduction Potention | -216.49 | mv |
| MR-AP-MW-5 | 3/2/2020 13:54 | pH | 7.18 | pH |
| MR-AP-MW-5 | 3/2/2020 13:54 | Temperature | 16.32 | C |
| MR-AP-MW-5 | 3/2/2020 13:54 | Turbidity | 0.64 | NTU |

# Alabama Power Company
# Plant Miller Ash Pond

| WELL ID | READING TIME | DESCRIPTION | VALUE | UNIT |
|---|---|---|---|---|
| MR-AP-MW-6 | 3/3/2020 13:03 | Conductivity | 1171.2 | uS/cm |
| MR-AP-MW-6 | 3/3/2020 13:03 | Depth to Water Detail | 0 | ft |
| MR-AP-MW-6 | 3/3/2020 13:03 | DO | 0.22 | mg/L |
| MR-AP-MW-6 | 3/3/2020 13:03 | Oxidation Reduction Potention | -2.83 | mv |
| MR-AP-MW-6 | 3/3/2020 13:03 | pH | 6.08 | pH |
| MR-AP-MW-6 | 3/3/2020 13:03 | Temperature | 18 | C |
| MR-AP-MW-6 | 3/3/2020 13:03 | Turbidity | 0.43 | NTU |
| MR-AP-MW-6 | 3/3/2020 13:08 | Conductivity | 1167.71 | uS/cm |
| MR-AP-MW-6 | 3/3/2020 13:08 | Depth to Water Detail | 0 | ft |
| MR-AP-MW-6 | 3/3/2020 13:08 | DO | 0.19 | mg/L |
| MR-AP-MW-6 | 3/3/2020 13:08 | Oxidation Reduction Potention | -5.84 | mv |
| MR-AP-MW-6 | 3/3/2020 13:08 | pH | 6.09 | pH |
| MR-AP-MW-6 | 3/3/2020 13:08 | Temperature | 17.99 | C |
| MR-AP-MW-6 | 3/3/2020 13:08 | Turbidity | 0.39 | NTU |
| MR-AP-MW-6 | 3/3/2020 13:13 | Conductivity | 1162.7 | uS/cm |
| MR-AP-MW-6 | 3/3/2020 13:13 | Depth to Water Detail | 0 | ft |
| MR-AP-MW-6 | 3/3/2020 13:13 | DO | 0.18 | mg/L |
| MR-AP-MW-6 | 3/3/2020 13:13 | Oxidation Reduction Potention | -8.74 | mv |
| MR-AP-MW-6 | 3/3/2020 13:13 | pH | 6.1 | pH |
| MR-AP-MW-6 | 3/3/2020 13:13 | Temperature | 18 | C |
| MR-AP-MW-6 | 3/3/2020 13:13 | Turbidity | 0.38 | NTU |
| MR-AP-MW-6 | 3/3/2020 13:18 | Conductivity | 1146.73 | uS/cm |
| MR-AP-MW-6 | 3/3/2020 13:18 | Depth to Water Detail | 0 | ft |
| MR-AP-MW-6 | 3/3/2020 13:18 | DO | 0.17 | mg/L |
| MR-AP-MW-6 | 3/3/2020 13:18 | Oxidation Reduction Potention | -11.17 | mv |
| MR-AP-MW-6 | 3/3/2020 13:18 | pH | 6.11 | pH |
| MR-AP-MW-6 | 3/3/2020 13:18 | Temperature | 18.02 | C |
| MR-AP-MW-6 | 3/3/2020 13:18 | Turbidity | 0.29 | NTU |

# Alabama Power Company
# Plant Miller Ash Pond

| WELL ID | READING TIME | DESCRIPTION | VALUE | UNIT |
|---|---|---|---|---|
| MR-AP-MW-7D | 3/3/2020 15:42 | Conductivity | 1043.18 | uS/cm |
| MR-AP-MW-7D | 3/3/2020 15:42 | Depth to Water Detail | 82.59 | ft |
| MR-AP-MW-7D | 3/3/2020 15:42 | DO | 0.33 | mg/L |
| MR-AP-MW-7D | 3/3/2020 15:42 | Oxidation Reduction Potention | -59.81 | mv |
| MR-AP-MW-7D | 3/3/2020 15:42 | pH | 6.79 | pH |
| MR-AP-MW-7D | 3/3/2020 15:42 | Temperature | 17.43 | C |
| MR-AP-MW-7D | 3/3/2020 15:42 | Turbidity | 0.74 | NTU |
| MR-AP-MW-7D | 3/3/2020 15:47 | Conductivity | 1034.5 | uS/cm |
| MR-AP-MW-7D | 3/3/2020 15:47 | Depth to Water Detail | 82.59 | ft |
| MR-AP-MW-7D | 3/3/2020 15:47 | DO | 0.3 | mg/L |
| MR-AP-MW-7D | 3/3/2020 15:47 | Oxidation Reduction Potention | -57.83 | mv |
| MR-AP-MW-7D | 3/3/2020 15:47 | pH | 6.76 | pH |
| MR-AP-MW-7D | 3/3/2020 15:47 | Temperature | 17.37 | C |
| MR-AP-MW-7D | 3/3/2020 15:47 | Turbidity | 0.78 | NTU |
| MR-AP-MW-7D | 3/3/2020 15:52 | Conductivity | 1032.83 | uS/cm |
| MR-AP-MW-7D | 3/3/2020 15:52 | Depth to Water Detail | 82.59 | ft |
| MR-AP-MW-7D | 3/3/2020 15:52 | DO | 0.28 | mg/L |
| MR-AP-MW-7D | 3/3/2020 15:52 | Oxidation Reduction Potention | -55.55 | mv |
| MR-AP-MW-7D | 3/3/2020 15:52 | pH | 6.75 | pH |
| MR-AP-MW-7D | 3/3/2020 15:52 | Temperature | 17.36 | C |
| MR-AP-MW-7D | 3/3/2020 15:52 | Turbidity | 0.71 | NTU |
| MR-AP-MW-7D | 3/3/2020 15:57 | Conductivity | 1032.36 | uS/cm |
| MR-AP-MW-7D | 3/3/2020 15:57 | Depth to Water Detail | 82.59 | ft |
| MR-AP-MW-7D | 3/3/2020 15:57 | DO | 0.28 | mg/L |
| MR-AP-MW-7D | 3/3/2020 15:57 | Oxidation Reduction Potention | -53.12 | mv |
| MR-AP-MW-7D | 3/3/2020 15:57 | pH | 6.74 | pH |
| MR-AP-MW-7D | 3/3/2020 15:57 | Temperature | 17.36 | C |
| MR-AP-MW-7D | 3/3/2020 15:57 | Turbidity | 0.49 | NTU |

# Alabama Power Company
# Plant Miller Ash Pond

| WELL ID | READING TIME | DESCRIPTION | VALUE | UNIT |
|---|---|---|---|---|
| MR-AP-MW-7S | 3/3/2020 14:01 | Conductivity | 867.48 | uS/cm |
| MR-AP-MW-7S | 3/3/2020 14:01 | Depth to Water Detail | 12.73 | ft |
| MR-AP-MW-7S | 3/3/2020 14:01 | DO | 0.21 | mg/L |
| MR-AP-MW-7S | 3/3/2020 14:01 | Oxidation Reduction Potention | -29.1 | mv |
| MR-AP-MW-7S | 3/3/2020 14:01 | pH | 6.51 | pH |
| MR-AP-MW-7S | 3/3/2020 14:01 | Temperature | 17.85 | C |
| MR-AP-MW-7S | 3/3/2020 14:01 | Turbidity | 115 | NTU |
| MR-AP-MW-7S | 3/3/2020 14:06 | Conductivity | 867.41 | uS/cm |
| MR-AP-MW-7S | 3/3/2020 14:06 | Depth to Water Detail | 12.88 | ft |
| MR-AP-MW-7S | 3/3/2020 14:06 | DO | 0.19 | mg/L |
| MR-AP-MW-7S | 3/3/2020 14:06 | Oxidation Reduction Potention | -33.94 | mv |
| MR-AP-MW-7S | 3/3/2020 14:06 | pH | 6.52 | pH |
| MR-AP-MW-7S | 3/3/2020 14:06 | Temperature | 17.82 | C |
| MR-AP-MW-7S | 3/3/2020 14:06 | Turbidity | 62.9 | NTU |
| MR-AP-MW-7S | 3/3/2020 14:11 | Conductivity | 866.89 | uS/cm |
| MR-AP-MW-7S | 3/3/2020 14:11 | Depth to Water Detail | 12.99 | ft |
| MR-AP-MW-7S | 3/3/2020 14:11 | DO | 0.18 | mg/L |
| MR-AP-MW-7S | 3/3/2020 14:11 | Oxidation Reduction Potention | -36.4 | mv |
| MR-AP-MW-7S | 3/3/2020 14:11 | pH | 6.53 | pH |
| MR-AP-MW-7S | 3/3/2020 14:11 | Temperature | 17.87 | C |
| MR-AP-MW-7S | 3/3/2020 14:11 | Turbidity | 68.9 | NTU |
| MR-AP-MW-7S | 3/3/2020 14:16 | Conductivity | 866.62 | uS/cm |
| MR-AP-MW-7S | 3/3/2020 14:16 | Depth to Water Detail | 13.11 | ft |
| MR-AP-MW-7S | 3/3/2020 14:16 | DO | 0.17 | mg/L |
| MR-AP-MW-7S | 3/3/2020 14:16 | Oxidation Reduction Potention | -38.47 | mv |
| MR-AP-MW-7S | 3/3/2020 14:16 | pH | 6.54 | pH |
| MR-AP-MW-7S | 3/3/2020 14:16 | Temperature | 17.89 | C |
| MR-AP-MW-7S | 3/3/2020 14:16 | Turbidity | 56.4 | NTU |
| MR-AP-MW-7S | 3/3/2020 14:21 | Conductivity | 866.36 | uS/cm |
| MR-AP-MW-7S | 3/3/2020 14:21 | Depth to Water Detail | 13.2 | ft |
| MR-AP-MW-7S | 3/3/2020 14:21 | DO | 0.17 | mg/L |
| MR-AP-MW-7S | 3/3/2020 14:21 | Oxidation Reduction Potention | -39.7 | mv |
| MR-AP-MW-7S | 3/3/2020 14:21 | pH | 6.54 | pH |
| MR-AP-MW-7S | 3/3/2020 14:21 | Temperature | 17.9 | C |
| MR-AP-MW-7S | 3/3/2020 14:21 | Turbidity | 47.5 | NTU |
| MR-AP-MW-7S | 3/3/2020 14:26 | Conductivity | 867.15 | uS/cm |
| MR-AP-MW-7S | 3/3/2020 14:26 | Depth to Water Detail | 13.31 | ft |
| MR-AP-MW-7S | 3/3/2020 14:26 | DO | 0.17 | mg/L |
| MR-AP-MW-7S | 3/3/2020 14:26 | Oxidation Reduction Potention | -40.96 | mv |
| MR-AP-MW-7S | 3/3/2020 14:26 | pH | 6.54 | pH |
| MR-AP-MW-7S | 3/3/2020 14:26 | Temperature | 17.89 | C |
| MR-AP-MW-7S | 3/3/2020 14:26 | Turbidity | 36.4 | NTU |
| MR-AP-MW-7S | 3/3/2020 14:31 | Conductivity | 865.74 | uS/cm |
| MR-AP-MW-7S | 3/3/2020 14:31 | Depth to Water Detail | 13.39 | ft |

# Alabama Power Company
# Plant Miller Ash Pond

| WELL ID | READING TIME | DESCRIPTION | VALUE | UNIT |
|---|---|---|---|---|
| MR-AP-MW-7S | 3/3/2020 14:31 | DO | 0.17 | mg/L |
| MR-AP-MW-7S | 3/3/2020 14:31 | Oxidation Reduction Potention | -42.1 | mv |
| MR-AP-MW-7S | 3/3/2020 14:31 | pH | 6.54 | pH |
| MR-AP-MW-7S | 3/3/2020 14:31 | Temperature | 17.81 | C |
| MR-AP-MW-7S | 3/3/2020 14:31 | Turbidity | 25.8 | NTU |
| MR-AP-MW-7S | 3/3/2020 14:36 | Conductivity | 866.07 | uS/cm |
| MR-AP-MW-7S | 3/3/2020 14:36 | Depth to Water Detail | 13.47 | ft |
| MR-AP-MW-7S | 3/3/2020 14:36 | DO | 0.17 | mg/L |
| MR-AP-MW-7S | 3/3/2020 14:36 | Oxidation Reduction Potention | -43.16 | mv |
| MR-AP-MW-7S | 3/3/2020 14:36 | pH | 6.54 | pH |
| MR-AP-MW-7S | 3/3/2020 14:36 | Temperature | 17.82 | C |
| MR-AP-MW-7S | 3/3/2020 14:36 | Turbidity | 19.8 | NTU |
| MR-AP-MW-7S | 3/3/2020 14:41 | Conductivity | 866.07 | uS/cm |
| MR-AP-MW-7S | 3/3/2020 14:41 | Depth to Water Detail | 13.54 | ft |
| MR-AP-MW-7S | 3/3/2020 14:41 | DO | 0.16 | mg/L |
| MR-AP-MW-7S | 3/3/2020 14:41 | Oxidation Reduction Potention | -43.96 | mv |
| MR-AP-MW-7S | 3/3/2020 14:41 | pH | 6.54 | pH |
| MR-AP-MW-7S | 3/3/2020 14:41 | Temperature | 17.85 | C |
| MR-AP-MW-7S | 3/3/2020 14:41 | Turbidity | 17 | NTU |
| MR-AP-MW-7S | 3/3/2020 14:46 | Conductivity | 865.51 | uS/cm |
| MR-AP-MW-7S | 3/3/2020 14:46 | Depth to Water Detail | 13.61 | ft |
| MR-AP-MW-7S | 3/3/2020 14:46 | DO | 0.16 | mg/L |
| MR-AP-MW-7S | 3/3/2020 14:46 | Oxidation Reduction Potention | -44.55 | mv |
| MR-AP-MW-7S | 3/3/2020 14:46 | pH | 6.54 | pH |
| MR-AP-MW-7S | 3/3/2020 14:46 | Temperature | 17.89 | C |
| MR-AP-MW-7S | 3/3/2020 14:46 | Turbidity | 14.1 | NTU |
| MR-AP-MW-7S | 3/3/2020 14:51 | Conductivity | 865.79 | uS/cm |
| MR-AP-MW-7S | 3/3/2020 14:51 | Depth to Water Detail | 13.66 | ft |
| MR-AP-MW-7S | 3/3/2020 14:51 | DO | 0.17 | mg/L |
| MR-AP-MW-7S | 3/3/2020 14:51 | Oxidation Reduction Potention | -45.11 | mv |
| MR-AP-MW-7S | 3/3/2020 14:51 | pH | 6.54 | pH |
| MR-AP-MW-7S | 3/3/2020 14:51 | Temperature | 17.9 | C |
| MR-AP-MW-7S | 3/3/2020 14:51 | Turbidity | 12.5 | NTU |
| MR-AP-MW-7S | 3/3/2020 14:56 | Conductivity | 864.93 | uS/cm |
| MR-AP-MW-7S | 3/3/2020 14:56 | Depth to Water Detail | 13.73 | ft |
| MR-AP-MW-7S | 3/3/2020 14:56 | DO | 0.16 | mg/L |
| MR-AP-MW-7S | 3/3/2020 14:56 | Oxidation Reduction Potention | -45.82 | mv |
| MR-AP-MW-7S | 3/3/2020 14:56 | pH | 6.54 | pH |
| MR-AP-MW-7S | 3/3/2020 14:56 | Temperature | 17.88 | C |
| MR-AP-MW-7S | 3/3/2020 14:56 | Turbidity | 10.39 | NTU |
| MR-AP-MW-7S | 3/3/2020 15:01 | Conductivity | 864.69 | uS/cm |
| MR-AP-MW-7S | 3/3/2020 15:01 | Depth to Water Detail | 13.79 | ft |
| MR-AP-MW-7S | 3/3/2020 15:01 | DO | 0.17 | mg/L |
| MR-AP-MW-7S | 3/3/2020 15:01 | Oxidation Reduction Potention | -46.42 | mv |

# Alabama Power Company
# Plant Miller Ash Pond

| WELL ID | READING TIME | DESCRIPTION | VALUE | UNIT |
|---|---|---|---|---|
| MR-AP-MW-7S | 3/3/2020 15:01 | pH | 6.55 | pH |
| MR-AP-MW-7S | 3/3/2020 15:01 | Temperature | 17.93 | C |
| MR-AP-MW-7S | 3/3/2020 15:01 | Turbidity | 9.02 | NTU |
| MR-AP-MW-7S | 3/3/2020 15:06 | Conductivity | 864.3 | uS/cm |
| MR-AP-MW-7S | 3/3/2020 15:06 | Depth to Water Detail | 13.85 | ft |
| MR-AP-MW-7S | 3/3/2020 15:06 | DO | 0.16 | mg/L |
| MR-AP-MW-7S | 3/3/2020 15:06 | Oxidation Reduction Potention | -46.96 | mv |
| MR-AP-MW-7S | 3/3/2020 15:06 | pH | 6.55 | pH |
| MR-AP-MW-7S | 3/3/2020 15:06 | Temperature | 17.94 | C |
| MR-AP-MW-7S | 3/3/2020 15:06 | Turbidity | 7.94 | NTU |

# Alabama Power Company
# Plant Miller Ash Pond

| WELL ID | READING TIME | DESCRIPTION | VALUE | UNIT |
|---|---|---|---|---|
| MR-AP-MW-8D | 3/3/2020 10:20 | Conductivity | 979.12 | uS/cm |
| MR-AP-MW-8D | 3/3/2020 10:20 | Depth to Water Detail | 42.87 | ft |
| MR-AP-MW-8D | 3/3/2020 10:20 | DO | 0.35 | mg/L |
| MR-AP-MW-8D | 3/3/2020 10:20 | Oxidation Reduction Potention | 33.74 | mv |
| MR-AP-MW-8D | 3/3/2020 10:20 | pH | 5.76 | pH |
| MR-AP-MW-8D | 3/3/2020 10:20 | Temperature | 18.34 | C |
| MR-AP-MW-8D | 3/3/2020 10:20 | Turbidity | 1.54 | NTU |
| MR-AP-MW-8D | 3/3/2020 10:25 | Conductivity | 981.35 | uS/cm |
| MR-AP-MW-8D | 3/3/2020 10:25 | Depth to Water Detail | 43.02 | ft |
| MR-AP-MW-8D | 3/3/2020 10:25 | DO | 0.3 | mg/L |
| MR-AP-MW-8D | 3/3/2020 10:25 | Oxidation Reduction Potention | 38.22 | mv |
| MR-AP-MW-8D | 3/3/2020 10:25 | pH | 5.78 | pH |
| MR-AP-MW-8D | 3/3/2020 10:25 | Temperature | 18.34 | C |
| MR-AP-MW-8D | 3/3/2020 10:25 | Turbidity | 1.07 | NTU |
| MR-AP-MW-8D | 3/3/2020 10:30 | Conductivity | 976.87 | uS/cm |
| MR-AP-MW-8D | 3/3/2020 10:30 | Depth to Water Detail | 43.14 | ft |
| MR-AP-MW-8D | 3/3/2020 10:30 | DO | 0.28 | mg/L |
| MR-AP-MW-8D | 3/3/2020 10:30 | Oxidation Reduction Potention | 33.64 | mv |
| MR-AP-MW-8D | 3/3/2020 10:30 | pH | 5.81 | pH |
| MR-AP-MW-8D | 3/3/2020 10:30 | Temperature | 18.31 | C |
| MR-AP-MW-8D | 3/3/2020 10:30 | Turbidity | 1.19 | NTU |
| MR-AP-MW-8D | 3/3/2020 10:35 | Conductivity | 978.08 | uS/cm |
| MR-AP-MW-8D | 3/3/2020 10:35 | Depth to Water Detail | 43.21 | ft |
| MR-AP-MW-8D | 3/3/2020 10:35 | DO | 0.27 | mg/L |
| MR-AP-MW-8D | 3/3/2020 10:35 | Oxidation Reduction Potention | 35.95 | mv |
| MR-AP-MW-8D | 3/3/2020 10:35 | pH | 5.83 | pH |
| MR-AP-MW-8D | 3/3/2020 10:35 | Temperature | 18.4 | C |
| MR-AP-MW-8D | 3/3/2020 10:35 | Turbidity | 1.28 | NTU |

# Alabama Power Company
# Plant Miller Ash Pond

| WELL ID | READING TIME | DESCRIPTION | VALUE | UNIT |
|---|---|---|---|---|
| MR-AP-MW-8S | 3/3/2020 11:17 | Conductivity | 836.27 | uS/cm |
| MR-AP-MW-8S | 3/3/2020 11:17 | Depth to Water Detail | 37.51 | ft |
| MR-AP-MW-8S | 3/3/2020 11:17 | DO | 0.65 | mg/L |
| MR-AP-MW-8S | 3/3/2020 11:17 | Oxidation Reduction Potention | 57.84 | mv |
| MR-AP-MW-8S | 3/3/2020 11:17 | pH | 6.45 | pH |
| MR-AP-MW-8S | 3/3/2020 11:17 | Temperature | 18.7 | C |
| MR-AP-MW-8S | 3/3/2020 11:17 | Turbidity | 1.69 | NTU |
| MR-AP-MW-8S | 3/3/2020 11:22 | Conductivity | 834.89 | uS/cm |
| MR-AP-MW-8S | 3/3/2020 11:22 | Depth to Water Detail | 37.58 | ft |
| MR-AP-MW-8S | 3/3/2020 11:22 | DO | 0.84 | mg/L |
| MR-AP-MW-8S | 3/3/2020 11:22 | Oxidation Reduction Potention | 68.55 | mv |
| MR-AP-MW-8S | 3/3/2020 11:22 | pH | 6.42 | pH |
| MR-AP-MW-8S | 3/3/2020 11:22 | Temperature | 18.65 | C |
| MR-AP-MW-8S | 3/3/2020 11:22 | Turbidity | 3.58 | NTU |
| MR-AP-MW-8S | 3/3/2020 11:27 | Conductivity | 828.6 | uS/cm |
| MR-AP-MW-8S | 3/3/2020 11:27 | Depth to Water Detail | 37.58 | ft |
| MR-AP-MW-8S | 3/3/2020 11:27 | DO | 1.01 | mg/L |
| MR-AP-MW-8S | 3/3/2020 11:27 | Oxidation Reduction Potention | 77.18 | mv |
| MR-AP-MW-8S | 3/3/2020 11:27 | pH | 6.4 | pH |
| MR-AP-MW-8S | 3/3/2020 11:27 | Temperature | 18.62 | C |
| MR-AP-MW-8S | 3/3/2020 11:27 | Turbidity | 2.09 | NTU |
| MR-AP-MW-8S | 3/3/2020 11:32 | Conductivity | 817.83 | uS/cm |
| MR-AP-MW-8S | 3/3/2020 11:32 | Depth to Water Detail | 37.58 | ft |
| MR-AP-MW-8S | 3/3/2020 11:32 | DO | 1.2 | mg/L |
| MR-AP-MW-8S | 3/3/2020 11:32 | Oxidation Reduction Potention | 84.66 | mv |
| MR-AP-MW-8S | 3/3/2020 11:32 | pH | 6.38 | pH |
| MR-AP-MW-8S | 3/3/2020 11:32 | Temperature | 18.64 | C |
| MR-AP-MW-8S | 3/3/2020 11:32 | Turbidity | 2.21 | NTU |
| MR-AP-MW-8S | 3/3/2020 11:37 | Conductivity | 805.68 | uS/cm |
| MR-AP-MW-8S | 3/3/2020 11:37 | Depth to Water Detail | 37.58 | ft |
| MR-AP-MW-8S | 3/3/2020 11:37 | DO | 1.38 | mg/L |
| MR-AP-MW-8S | 3/3/2020 11:37 | Oxidation Reduction Potention | 91.88 | mv |
| MR-AP-MW-8S | 3/3/2020 11:37 | pH | 6.37 | pH |
| MR-AP-MW-8S | 3/3/2020 11:37 | Temperature | 18.63 | C |
| MR-AP-MW-8S | 3/3/2020 11:37 | Turbidity | 16.2 | NTU |
| MR-AP-MW-8S | 3/3/2020 11:42 | Conductivity | 797.99 | uS/cm |
| MR-AP-MW-8S | 3/3/2020 11:42 | Depth to Water Detail | 37.58 | ft |
| MR-AP-MW-8S | 3/3/2020 11:42 | DO | 1.46 | mg/L |
| MR-AP-MW-8S | 3/3/2020 11:42 | Oxidation Reduction Potention | 97.72 | mv |
| MR-AP-MW-8S | 3/3/2020 11:42 | pH | 6.35 | pH |
| MR-AP-MW-8S | 3/3/2020 11:42 | Temperature | 18.63 | C |
| MR-AP-MW-8S | 3/3/2020 11:42 | Turbidity | 9.38 | NTU |
| MR-AP-MW-8S | 3/3/2020 11:47 | Conductivity | 786.34 | uS/cm |
| MR-AP-MW-8S | 3/3/2020 11:47 | Depth to Water Detail | 37.58 | ft |

# Alabama Power Company
# Plant Miller Ash Pond

| WELL ID | READING TIME | DESCRIPTION | VALUE | UNIT |
|---|---|---|---|---|
| MR-AP-MW-8S | 3/3/2020 11:47 | DO | 1.63 | mg/L |
| MR-AP-MW-8S | 3/3/2020 11:47 | Oxidation Reduction Potention | 102.7 | mv |
| MR-AP-MW-8S | 3/3/2020 11:47 | pH | 6.37 | pH |
| MR-AP-MW-8S | 3/3/2020 11:47 | Temperature | 18.63 | C |
| MR-AP-MW-8S | 3/3/2020 11:47 | Turbidity | 3.16 | NTU |
| MR-AP-MW-8S | 3/3/2020 11:52 | Conductivity | 774.07 | uS/cm |
| MR-AP-MW-8S | 3/3/2020 11:52 | Depth to Water Detail | 37.58 | ft |
| MR-AP-MW-8S | 3/3/2020 11:52 | DO | 1.76 | mg/L |
| MR-AP-MW-8S | 3/3/2020 11:52 | Oxidation Reduction Potention | 106.56 | mv |
| MR-AP-MW-8S | 3/3/2020 11:52 | pH | 6.34 | pH |
| MR-AP-MW-8S | 3/3/2020 11:52 | Temperature | 18.64 | C |
| MR-AP-MW-8S | 3/3/2020 11:52 | Turbidity | 1.61 | NTU |
| MR-AP-MW-8S | 3/3/2020 11:57 | Conductivity | 765.28 | uS/cm |
| MR-AP-MW-8S | 3/3/2020 11:57 | Depth to Water Detail | 37.58 | ft |
| MR-AP-MW-8S | 3/3/2020 11:57 | DO | 1.86 | mg/L |
| MR-AP-MW-8S | 3/3/2020 11:57 | Oxidation Reduction Potention | 109.76 | mv |
| MR-AP-MW-8S | 3/3/2020 11:57 | pH | 6.34 | pH |
| MR-AP-MW-8S | 3/3/2020 11:57 | Temperature | 18.66 | C |
| MR-AP-MW-8S | 3/3/2020 11:57 | Turbidity | 1.19 | NTU |
| MR-AP-MW-8S | 3/3/2020 12:02 | Conductivity | 758.34 | uS/cm |
| MR-AP-MW-8S | 3/3/2020 12:02 | Depth to Water Detail | 37.58 | ft |
| MR-AP-MW-8S | 3/3/2020 12:02 | DO | 1.95 | mg/L |
| MR-AP-MW-8S | 3/3/2020 12:02 | Oxidation Reduction Potention | 112.6 | mv |
| MR-AP-MW-8S | 3/3/2020 12:02 | pH | 6.34 | pH |
| MR-AP-MW-8S | 3/3/2020 12:02 | Temperature | 18.71 | C |
| MR-AP-MW-8S | 3/3/2020 12:02 | Turbidity | 1.63 | NTU |

# Alabama Power Company
# Plant Miller Ash Pond

| WELL ID | READING TIME | DESCRIPTION | VALUE | UNIT |
|---|---|---|---|---|
| MR-AP-MW-9D | 3/3/2020 13:11 | Conductivity | 1062.82 | uS/cm |
| MR-AP-MW-9D | 3/3/2020 13:11 | Depth to Water Detail | 35.94 | ft |
| MR-AP-MW-9D | 3/3/2020 13:11 | DO | 0.66 | mg/L |
| MR-AP-MW-9D | 3/3/2020 13:11 | Oxidation Reduction Potention | 61.15 | mv |
| MR-AP-MW-9D | 3/3/2020 13:11 | pH | 5.68 | pH |
| MR-AP-MW-9D | 3/3/2020 13:11 | Temperature | 18.66 | C |
| MR-AP-MW-9D | 3/3/2020 13:11 | Turbidity | 0.77 | NTU |
| MR-AP-MW-9D | 3/3/2020 13:16 | Conductivity | 1067.59 | uS/cm |
| MR-AP-MW-9D | 3/3/2020 13:16 | Depth to Water Detail | 35.94 | ft |
| MR-AP-MW-9D | 3/3/2020 13:16 | DO | 0.59 | mg/L |
| MR-AP-MW-9D | 3/3/2020 13:16 | Oxidation Reduction Potention | 49.91 | mv |
| MR-AP-MW-9D | 3/3/2020 13:16 | pH | 5.7 | pH |
| MR-AP-MW-9D | 3/3/2020 13:16 | Temperature | 18.59 | C |
| MR-AP-MW-9D | 3/3/2020 13:16 | Turbidity | 0.81 | NTU |
| MR-AP-MW-9D | 3/3/2020 13:21 | Conductivity | 1064.23 | uS/cm |
| MR-AP-MW-9D | 3/3/2020 13:21 | Depth to Water Detail | 35.94 | ft |
| MR-AP-MW-9D | 3/3/2020 13:21 | DO | 0.56 | mg/L |
| MR-AP-MW-9D | 3/3/2020 13:21 | Oxidation Reduction Potention | 45.22 | mv |
| MR-AP-MW-9D | 3/3/2020 13:21 | pH | 5.7 | pH |
| MR-AP-MW-9D | 3/3/2020 13:21 | Temperature | 18.56 | C |
| MR-AP-MW-9D | 3/3/2020 13:21 | Turbidity | 0.62 | NTU |
| MR-AP-MW-9D | 3/3/2020 13:26 | Conductivity | 1063.44 | uS/cm |
| MR-AP-MW-9D | 3/3/2020 13:26 | Depth to Water Detail | 35.94 | ft |
| MR-AP-MW-9D | 3/3/2020 13:26 | DO | 0.55 | mg/L |
| MR-AP-MW-9D | 3/3/2020 13:26 | Oxidation Reduction Potention | 42.15 | mv |
| MR-AP-MW-9D | 3/3/2020 13:26 | pH | 5.71 | pH |
| MR-AP-MW-9D | 3/3/2020 13:26 | Temperature | 18.46 | C |
| MR-AP-MW-9D | 3/3/2020 13:26 | Turbidity | 0.66 | NTU |

# Alabama Power Company
# Plant Miller Ash Pond

| WELL ID | READING TIME | DESCRIPTION | VALUE | UNIT |
|---|---|---|---|---|
| MR-AP-MW-9S | 3/3/2020 14:10 | Conductivity | 709.68 | uS/cm |
| MR-AP-MW-9S | 3/3/2020 14:10 | Depth to Water Detail | 28.12 | ft |
| MR-AP-MW-9S | 3/3/2020 14:10 | DO | 5.05 | mg/L |
| MR-AP-MW-9S | 3/3/2020 14:10 | Oxidation Reduction Potention | 131.67 | mv |
| MR-AP-MW-9S | 3/3/2020 14:10 | pH | 6.07 | pH |
| MR-AP-MW-9S | 3/3/2020 14:10 | Temperature | 19.41 | C |
| MR-AP-MW-9S | 3/3/2020 14:10 | Turbidity | 3.54 | NTU |
| MR-AP-MW-9S | 3/3/2020 14:15 | Conductivity | 723.35 | uS/cm |
| MR-AP-MW-9S | 3/3/2020 14:15 | Depth to Water Detail | 28.83 | ft |
| MR-AP-MW-9S | 3/3/2020 14:15 | DO | 4.95 | mg/L |
| MR-AP-MW-9S | 3/3/2020 14:15 | Oxidation Reduction Potention | 147.09 | mv |
| MR-AP-MW-9S | 3/3/2020 14:15 | pH | 6.06 | pH |
| MR-AP-MW-9S | 3/3/2020 14:15 | Temperature | 19.34 | C |
| MR-AP-MW-9S | 3/3/2020 14:15 | Turbidity | 2.27 | NTU |
| MR-AP-MW-9S | 3/3/2020 14:20 | Conductivity | 739.02 | uS/cm |
| MR-AP-MW-9S | 3/3/2020 14:20 | Depth to Water Detail | 29.18 | ft |
| MR-AP-MW-9S | 3/3/2020 14:20 | DO | 4.88 | mg/L |
| MR-AP-MW-9S | 3/3/2020 14:20 | Oxidation Reduction Potention | 159.61 | mv |
| MR-AP-MW-9S | 3/3/2020 14:20 | pH | 6.05 | pH |
| MR-AP-MW-9S | 3/3/2020 14:20 | Temperature | 19.35 | C |
| MR-AP-MW-9S | 3/3/2020 14:20 | Turbidity | 2.19 | NTU |
| MR-AP-MW-9S | 3/3/2020 14:25 | Conductivity | 752.1 | uS/cm |
| MR-AP-MW-9S | 3/3/2020 14:25 | Depth to Water Detail | 29.54 | ft |
| MR-AP-MW-9S | 3/3/2020 14:25 | DO | 4.84 | mg/L |
| MR-AP-MW-9S | 3/3/2020 14:25 | Oxidation Reduction Potention | 169.36 | mv |
| MR-AP-MW-9S | 3/3/2020 14:25 | pH | 6.05 | pH |
| MR-AP-MW-9S | 3/3/2020 14:25 | Temperature | 19.38 | C |
| MR-AP-MW-9S | 3/3/2020 14:25 | Turbidity | 1.76 | NTU |
| MR-AP-MW-9S | 3/3/2020 14:30 | Conductivity | 771.55 | uS/cm |
| MR-AP-MW-9S | 3/3/2020 14:30 | Depth to Water Detail | 29.78 | ft |
| MR-AP-MW-9S | 3/3/2020 14:30 | DO | 4.77 | mg/L |
| MR-AP-MW-9S | 3/3/2020 14:30 | Oxidation Reduction Potention | 178.94 | mv |
| MR-AP-MW-9S | 3/3/2020 14:30 | pH | 6.02 | pH |
| MR-AP-MW-9S | 3/3/2020 14:30 | Temperature | 19.36 | C |
| MR-AP-MW-9S | 3/3/2020 14:30 | Turbidity | 1.07 | NTU |
| MR-AP-MW-9S | 3/3/2020 14:35 | Conductivity | 794.11 | uS/cm |
| MR-AP-MW-9S | 3/3/2020 14:35 | Depth to Water Detail | 30.03 | ft |
| MR-AP-MW-9S | 3/3/2020 14:35 | DO | 4.7 | mg/L |
| MR-AP-MW-9S | 3/3/2020 14:35 | Oxidation Reduction Potention | 186.89 | mv |
| MR-AP-MW-9S | 3/3/2020 14:35 | pH | 6.01 | pH |
| MR-AP-MW-9S | 3/3/2020 14:35 | Temperature | 19.34 | C |
| MR-AP-MW-9S | 3/3/2020 14:35 | Turbidity | 1.35 | NTU |
| MR-AP-MW-9S | 3/3/2020 14:40 | Conductivity | 810.58 | uS/cm |
| MR-AP-MW-9S | 3/3/2020 14:40 | Depth to Water Detail | 30.16 | ft |

# Alabama Power Company
# Plant Miller Ash Pond

| WELL ID | READING TIME | DESCRIPTION | VALUE | UNIT |
|---|---|---|---|---|
| MR-AP-MW-9S | 3/3/2020 14:40 | DO | 4.63 | mg/L |
| MR-AP-MW-9S | 3/3/2020 14:40 | Oxidation Reduction Potention | 193.38 | mv |
| MR-AP-MW-9S | 3/3/2020 14:40 | pH | 6 | pH |
| MR-AP-MW-9S | 3/3/2020 14:40 | Temperature | 19.32 | C |
| MR-AP-MW-9S | 3/3/2020 14:40 | Turbidity | 1 | NTU |
| MR-AP-MW-9S | 3/3/2020 14:45 | Conductivity | 830.39 | uS/cm |
| MR-AP-MW-9S | 3/3/2020 14:45 | Depth to Water Detail | 30.28 | ft |
| MR-AP-MW-9S | 3/3/2020 14:45 | DO | 4.57 | mg/L |
| MR-AP-MW-9S | 3/3/2020 14:45 | Oxidation Reduction Potention | 199.02 | mv |
| MR-AP-MW-9S | 3/3/2020 14:45 | pH | 5.99 | pH |
| MR-AP-MW-9S | 3/3/2020 14:45 | Temperature | 19.29 | C |
| MR-AP-MW-9S | 3/3/2020 14:45 | Turbidity | 0.94 | NTU |

# Alabama Power Company
# Plant Miller Ash Pond

| WELL ID | READING TIME | DESCRIPTION | VALUE | UNIT |
|---|---|---|---|---|
| MR-AP-PZ-5 | 3/2/2020 12:01 | Conductivity | 1015.82 | uS/cm |
| MR-AP-PZ-5 | 3/2/2020 12:01 | Depth to Water Detail | 1.15 | ft |
| MR-AP-PZ-5 | 3/2/2020 12:01 | DO | 1.21 | mg/L |
| MR-AP-PZ-5 | 3/2/2020 12:01 | Oxidation Reduction Potention | -227.38 | mv |
| MR-AP-PZ-5 | 3/2/2020 12:01 | pH | 8.27 | pH |
| MR-AP-PZ-5 | 3/2/2020 12:01 | Temperature | 15.01 | C |
| MR-AP-PZ-5 | 3/2/2020 12:01 | Turbidity | 2.25 | NTU |
| MR-AP-PZ-5 | 3/2/2020 12:06 | Conductivity | 1014.77 | uS/cm |
| MR-AP-PZ-5 | 3/2/2020 12:06 | Depth to Water Detail | 1.5 | ft |
| MR-AP-PZ-5 | 3/2/2020 12:06 | DO | 0.98 | mg/L |
| MR-AP-PZ-5 | 3/2/2020 12:06 | Oxidation Reduction Potention | -257.61 | mv |
| MR-AP-PZ-5 | 3/2/2020 12:06 | pH | 8.31 | pH |
| MR-AP-PZ-5 | 3/2/2020 12:06 | Temperature | 14.89 | C |
| MR-AP-PZ-5 | 3/2/2020 12:06 | Turbidity | 2.06 | NTU |
| MR-AP-PZ-5 | 3/2/2020 12:11 | Conductivity | 1012.83 | uS/cm |
| MR-AP-PZ-5 | 3/2/2020 12:11 | Depth to Water Detail | 1.81 | ft |
| MR-AP-PZ-5 | 3/2/2020 12:11 | DO | 0.86 | mg/L |
| MR-AP-PZ-5 | 3/2/2020 12:11 | Oxidation Reduction Potention | -272.35 | mv |
| MR-AP-PZ-5 | 3/2/2020 12:11 | pH | 8.33 | pH |
| MR-AP-PZ-5 | 3/2/2020 12:11 | Temperature | 14.88 | C |
| MR-AP-PZ-5 | 3/2/2020 12:11 | Turbidity | 1.17 | NTU |
| MR-AP-PZ-5 | 3/2/2020 12:16 | Conductivity | 1030.71 | uS/cm |
| MR-AP-PZ-5 | 3/2/2020 12:16 | Depth to Water Detail | 2.15 | ft |
| MR-AP-PZ-5 | 3/2/2020 12:16 | DO | 0.79 | mg/L |
| MR-AP-PZ-5 | 3/2/2020 12:16 | Oxidation Reduction Potention | -279 | mv |
| MR-AP-PZ-5 | 3/2/2020 12:16 | pH | 8.33 | pH |
| MR-AP-PZ-5 | 3/2/2020 12:16 | Temperature | 14.84 | C |
| MR-AP-PZ-5 | 3/2/2020 12:16 | Turbidity | 1.34 | NTU |
| MR-AP-PZ-5 | 3/2/2020 12:21 | Conductivity | 1016.86 | uS/cm |
| MR-AP-PZ-5 | 3/2/2020 12:21 | Depth to Water Detail | 2.3 | ft |
| MR-AP-PZ-5 | 3/2/2020 12:21 | DO | 0.74 | mg/L |
| MR-AP-PZ-5 | 3/2/2020 12:21 | Oxidation Reduction Potention | -282.35 | mv |
| MR-AP-PZ-5 | 3/2/2020 12:21 | pH | 8.33 | pH |
| MR-AP-PZ-5 | 3/2/2020 12:21 | Temperature | 14.76 | C |
| MR-AP-PZ-5 | 3/2/2020 12:21 | Turbidity | 1.32 | NTU |
| MR-AP-PZ-5 | 3/2/2020 12:26 | Conductivity | 976.37 | uS/cm |
| MR-AP-PZ-5 | 3/2/2020 12:26 | Depth to Water Detail | 2.58 | ft |
| MR-AP-PZ-5 | 3/2/2020 12:26 | DO | 0.68 | mg/L |
| MR-AP-PZ-5 | 3/2/2020 12:26 | Oxidation Reduction Potention | -286.04 | mv |
| MR-AP-PZ-5 | 3/2/2020 12:26 | pH | 8.34 | pH |
| MR-AP-PZ-5 | 3/2/2020 12:26 | Temperature | 14.8 | C |
| MR-AP-PZ-5 | 3/2/2020 12:26 | Turbidity | 1.78 | NTU |
| MR-AP-PZ-5 | 3/2/2020 12:31 | Conductivity | 1020.71 | uS/cm |
| MR-AP-PZ-5 | 3/2/2020 12:31 | Depth to Water Detail | 2.8 | ft |

# Alabama Power Company
# Plant Miller Ash Pond

| WELL ID | READING TIME | DESCRIPTION | VALUE | UNIT |
|---|---|---|---|---|
| MR-AP-PZ-5 | 3/2/2020 12:31 | DO | 0.63 | mg/L |
| MR-AP-PZ-5 | 3/2/2020 12:31 | Oxidation Reduction Potention | -287.68 | mv |
| MR-AP-PZ-5 | 3/2/2020 12:31 | pH | 8.34 | pH |
| MR-AP-PZ-5 | 3/2/2020 12:31 | Temperature | 14.85 | C |
| MR-AP-PZ-5 | 3/2/2020 12:31 | Turbidity | 4.2 | NTU |
| MR-AP-PZ-5 | 3/2/2020 12:36 | Conductivity | 1023.1 | uS/cm |
| MR-AP-PZ-5 | 3/2/2020 12:36 | Depth to Water Detail | 2.91 | ft |
| MR-AP-PZ-5 | 3/2/2020 12:36 | DO | 0.59 | mg/L |
| MR-AP-PZ-5 | 3/2/2020 12:36 | Oxidation Reduction Potention | -289.46 | mv |
| MR-AP-PZ-5 | 3/2/2020 12:36 | pH | 8.34 | pH |
| MR-AP-PZ-5 | 3/2/2020 12:36 | Temperature | 14.88 | C |
| MR-AP-PZ-5 | 3/2/2020 12:36 | Turbidity | 3.34 | NTU |
| MR-AP-PZ-5 | 3/2/2020 12:41 | Conductivity | 1013 | uS/cm |
| MR-AP-PZ-5 | 3/2/2020 12:41 | Depth to Water Detail | 3.12 | ft |
| MR-AP-PZ-5 | 3/2/2020 12:41 | DO | 0.56 | mg/L |
| MR-AP-PZ-5 | 3/2/2020 12:41 | Oxidation Reduction Potention | -292.08 | mv |
| MR-AP-PZ-5 | 3/2/2020 12:41 | pH | 8.34 | pH |
| MR-AP-PZ-5 | 3/2/2020 12:41 | Temperature | 14.87 | C |
| MR-AP-PZ-5 | 3/2/2020 12:41 | Turbidity | 3.69 | NTU |
| MR-AP-PZ-5 | 3/2/2020 12:46 | Conductivity | 1001.45 | uS/cm |
| MR-AP-PZ-5 | 3/2/2020 12:46 | Depth to Water Detail | 3.26 | ft |
| MR-AP-PZ-5 | 3/2/2020 12:46 | DO | 0.55 | mg/L |
| MR-AP-PZ-5 | 3/2/2020 12:46 | Oxidation Reduction Potention | -293.37 | mv |
| MR-AP-PZ-5 | 3/2/2020 12:46 | pH | 8.34 | pH |
| MR-AP-PZ-5 | 3/2/2020 12:46 | Temperature | 15.01 | C |
| MR-AP-PZ-5 | 3/2/2020 12:46 | Turbidity | 3.86 | NTU |
| MR-AP-PZ-5 | 3/2/2020 12:51 | Conductivity | 998.83 | uS/cm |
| MR-AP-PZ-5 | 3/2/2020 12:51 | Depth to Water Detail | 3.35 | ft |
| MR-AP-PZ-5 | 3/2/2020 12:51 | DO | 0.52 | mg/L |
| MR-AP-PZ-5 | 3/2/2020 12:51 | Oxidation Reduction Potention | -294.78 | mv |
| MR-AP-PZ-5 | 3/2/2020 12:51 | pH | 8.34 | pH |
| MR-AP-PZ-5 | 3/2/2020 12:51 | Temperature | 15.05 | C |
| MR-AP-PZ-5 | 3/2/2020 12:51 | Turbidity | 3.82 | NTU |

# Alabama Power Company
# Plant Miller Ash Pond

| WELL ID | READING TIME | DESCRIPTION | VALUE | UNIT |
|---|---|---|---|---|
| MR-AP-MW-10 | 3/9/2020 12:09 | Conductivity | 1968.64 | uS/cm |
| MR-AP-MW-10 | 3/9/2020 12:09 | Depth to Water Detail | 123.95 | ft |
| MR-AP-MW-10 | 3/9/2020 12:09 | DO | 1.11 | mg/L |
| MR-AP-MW-10 | 3/9/2020 12:09 | Oxidation Reduction Potention | -35.85 | mv |
| MR-AP-MW-10 | 3/9/2020 12:09 | pH | 7.09 | pH |
| MR-AP-MW-10 | 3/9/2020 12:09 | Temperature | 17.62 | C |
| MR-AP-MW-10 | 3/9/2020 12:09 | Turbidity | 4.01 | NTU |
| MR-AP-MW-10 | 3/9/2020 12:14 | Conductivity | 2011.74 | uS/cm |
| MR-AP-MW-10 | 3/9/2020 12:14 | Depth to Water Detail | 123.95 | ft |
| MR-AP-MW-10 | 3/9/2020 12:14 | DO | 0.56 | mg/L |
| MR-AP-MW-10 | 3/9/2020 12:14 | Oxidation Reduction Potention | -39.65 | mv |
| MR-AP-MW-10 | 3/9/2020 12:14 | pH | 7.04 | pH |
| MR-AP-MW-10 | 3/9/2020 12:14 | Temperature | 17.45 | C |
| MR-AP-MW-10 | 3/9/2020 12:14 | Turbidity | 1.63 | NTU |
| MR-AP-MW-10 | 3/9/2020 12:19 | Conductivity | 2026.19 | uS/cm |
| MR-AP-MW-10 | 3/9/2020 12:19 | Depth to Water Detail | 123.95 | ft |
| MR-AP-MW-10 | 3/9/2020 12:19 | DO | 0.49 | mg/L |
| MR-AP-MW-10 | 3/9/2020 12:19 | Oxidation Reduction Potention | -43.25 | mv |
| MR-AP-MW-10 | 3/9/2020 12:19 | pH | 7.04 | pH |
| MR-AP-MW-10 | 3/9/2020 12:19 | Temperature | 17.42 | C |
| MR-AP-MW-10 | 3/9/2020 12:19 | Turbidity | 1.56 | NTU |
| MR-AP-MW-10 | 3/9/2020 12:24 | Conductivity | 2025.98 | uS/cm |
| MR-AP-MW-10 | 3/9/2020 12:24 | Depth to Water Detail | 123.95 | ft |
| MR-AP-MW-10 | 3/9/2020 12:24 | DO | 0.43 | mg/L |
| MR-AP-MW-10 | 3/9/2020 12:24 | Oxidation Reduction Potention | -45.23 | mv |
| MR-AP-MW-10 | 3/9/2020 12:24 | pH | 7.03 | pH |
| MR-AP-MW-10 | 3/9/2020 12:24 | Temperature | 17.43 | C |
| MR-AP-MW-10 | 3/9/2020 12:24 | Turbidity | 0.78 | NTU |

# Alabama Power Company
# Plant Miller Ash Pond

| WELL ID | READING TIME | DESCRIPTION | VALUE | UNIT |
|---|---|---|---|---|
| MR-AP-MW-11 | 3/3/2020 12:46 | Conductivity | 1421.4 | uS/cm |
| MR-AP-MW-11 | 3/3/2020 12:46 | Depth to Water Detail | 223.5 | ft |
| MR-AP-MW-11 | 3/3/2020 12:46 | DO | 4.93 | mg/L |
| MR-AP-MW-11 | 3/3/2020 12:46 | Oxidation Reduction Potention | -55.68 | mv |
| MR-AP-MW-11 | 3/3/2020 12:46 | pH | 7.29 | pH |
| MR-AP-MW-11 | 3/3/2020 12:46 | Temperature | 18.82 | C |
| MR-AP-MW-11 | 3/3/2020 12:46 | Turbidity | 9.71 | NTU |
| MR-AP-MW-11 | 3/3/2020 12:51 | Conductivity | 1468.13 | uS/cm |
| MR-AP-MW-11 | 3/3/2020 12:51 | Depth to Water Detail | 224.05 | ft |
| MR-AP-MW-11 | 3/3/2020 12:51 | DO | 2.39 | mg/L |
| MR-AP-MW-11 | 3/3/2020 12:51 | Oxidation Reduction Potention | -30.57 | mv |
| MR-AP-MW-11 | 3/3/2020 12:51 | pH | 6.71 | pH |
| MR-AP-MW-11 | 3/3/2020 12:51 | Temperature | 18.36 | C |
| MR-AP-MW-11 | 3/3/2020 12:51 | Turbidity | 3.96 | NTU |
| MR-AP-MW-11 | 3/3/2020 12:56 | Conductivity | 1492.08 | uS/cm |
| MR-AP-MW-11 | 3/3/2020 12:56 | Depth to Water Detail | 224.43 | ft |
| MR-AP-MW-11 | 3/3/2020 12:56 | DO | 1.37 | mg/L |
| MR-AP-MW-11 | 3/3/2020 12:56 | Oxidation Reduction Potention | -21.07 | mv |
| MR-AP-MW-11 | 3/3/2020 12:56 | pH | 6.55 | pH |
| MR-AP-MW-11 | 3/3/2020 12:56 | Temperature | 18.29 | C |
| MR-AP-MW-11 | 3/3/2020 12:56 | Turbidity | 3.6 | NTU |
| MR-AP-MW-11 | 3/3/2020 13:01 | Conductivity | 1505.23 | uS/cm |
| MR-AP-MW-11 | 3/3/2020 13:01 | Depth to Water Detail | 224.8 | ft |
| MR-AP-MW-11 | 3/3/2020 13:01 | DO | 1.07 | mg/L |
| MR-AP-MW-11 | 3/3/2020 13:01 | Oxidation Reduction Potention | -23.22 | mv |
| MR-AP-MW-11 | 3/3/2020 13:01 | pH | 6.54 | pH |
| MR-AP-MW-11 | 3/3/2020 13:01 | Temperature | 18.31 | C |
| MR-AP-MW-11 | 3/3/2020 13:01 | Turbidity | 5.63 | NTU |
| MR-AP-MW-11 | 3/3/2020 13:06 | Conductivity | 1508.98 | uS/cm |
| MR-AP-MW-11 | 3/3/2020 13:06 | Depth to Water Detail | 225.26 | ft |
| MR-AP-MW-11 | 3/3/2020 13:06 | DO | 0.95 | mg/L |
| MR-AP-MW-11 | 3/3/2020 13:06 | Oxidation Reduction Potention | -26.72 | mv |
| MR-AP-MW-11 | 3/3/2020 13:06 | pH | 6.56 | pH |
| MR-AP-MW-11 | 3/3/2020 13:06 | Temperature | 18.49 | C |
| MR-AP-MW-11 | 3/3/2020 13:06 | Turbidity | 5.44 | NTU |
| MR-AP-MW-11 | 3/3/2020 13:11 | Conductivity | 1508.12 | uS/cm |
| MR-AP-MW-11 | 3/3/2020 13:11 | Depth to Water Detail | 225.57 | ft |
| MR-AP-MW-11 | 3/3/2020 13:11 | DO | 0.9 | mg/L |
| MR-AP-MW-11 | 3/3/2020 13:11 | Oxidation Reduction Potention | -29.39 | mv |
| MR-AP-MW-11 | 3/3/2020 13:11 | pH | 6.58 | pH |
| MR-AP-MW-11 | 3/3/2020 13:11 | Temperature | 18.47 | C |
| MR-AP-MW-11 | 3/3/2020 13:11 | Turbidity | 4.9 | NTU |
| MR-AP-MW-11 | 3/3/2020 13:16 | Conductivity | 1507.96 | uS/cm |
| MR-AP-MW-11 | 3/3/2020 13:16 | Depth to Water Detail | 225.92 | ft |

# Alabama Power Company
# Plant Miller Ash Pond

| WELL ID | READING TIME | DESCRIPTION | VALUE | UNIT |
|---|---|---|---|---|
| MR-AP-MW-11 | 3/3/2020 13:16 | DO | 0.87 | mg/L |
| MR-AP-MW-11 | 3/3/2020 13:16 | Oxidation Reduction Potention | -30.89 | mv |
| MR-AP-MW-11 | 3/3/2020 13:16 | pH | 6.59 | pH |
| MR-AP-MW-11 | 3/3/2020 13:16 | Temperature | 18.58 | C |
| MR-AP-MW-11 | 3/3/2020 13:16 | Turbidity | 3.98 | NTU |
| MR-AP-MW-11 | 3/3/2020 13:21 | Conductivity | 1507.1 | uS/cm |
| MR-AP-MW-11 | 3/3/2020 13:21 | Depth to Water Detail | 226.28 | ft |
| MR-AP-MW-11 | 3/3/2020 13:21 | DO | 0.84 | mg/L |
| MR-AP-MW-11 | 3/3/2020 13:21 | Oxidation Reduction Potention | -31.38 | mv |
| MR-AP-MW-11 | 3/3/2020 13:21 | pH | 6.59 | pH |
| MR-AP-MW-11 | 3/3/2020 13:21 | Temperature | 18.34 | C |
| MR-AP-MW-11 | 3/3/2020 13:21 | Turbidity | 3.89 | NTU |
| MR-AP-MW-11 | 3/3/2020 13:26 | Conductivity | 1508.22 | uS/cm |
| MR-AP-MW-11 | 3/3/2020 13:26 | Depth to Water Detail | 226.55 | ft |
| MR-AP-MW-11 | 3/3/2020 13:26 | DO | 0.83 | mg/L |
| MR-AP-MW-11 | 3/3/2020 13:26 | Oxidation Reduction Potention | -31.61 | mv |
| MR-AP-MW-11 | 3/3/2020 13:26 | pH | 6.6 | pH |
| MR-AP-MW-11 | 3/3/2020 13:26 | Temperature | 18.19 | C |
| MR-AP-MW-11 | 3/3/2020 13:26 | Turbidity | 2.65 | NTU |
| MR-AP-MW-11 | 3/3/2020 13:31 | Conductivity | 1506.03 | uS/cm |
| MR-AP-MW-11 | 3/3/2020 13:31 | Depth to Water Detail | 227.03 | ft |
| MR-AP-MW-11 | 3/3/2020 13:31 | DO | 0.8 | mg/L |
| MR-AP-MW-11 | 3/3/2020 13:31 | Oxidation Reduction Potention | -31.56 | mv |
| MR-AP-MW-11 | 3/3/2020 13:31 | pH | 6.59 | pH |
| MR-AP-MW-11 | 3/3/2020 13:31 | Temperature | 18.25 | C |
| MR-AP-MW-11 | 3/3/2020 13:31 | Turbidity | 2.37 | NTU |
| MR-AP-MW-11 | 3/3/2020 13:36 | Conductivity | 1505.72 | uS/cm |
| MR-AP-MW-11 | 3/3/2020 13:36 | Depth to Water Detail | 227.13 | ft |
| MR-AP-MW-11 | 3/3/2020 13:36 | DO | 0.8 | mg/L |
| MR-AP-MW-11 | 3/3/2020 13:36 | Oxidation Reduction Potention | -31.95 | mv |
| MR-AP-MW-11 | 3/3/2020 13:36 | pH | 6.59 | pH |
| MR-AP-MW-11 | 3/3/2020 13:36 | Temperature | 18.34 | C |
| MR-AP-MW-11 | 3/3/2020 13:36 | Turbidity | 2.3 | NTU |
| MR-AP-MW-11 | 3/3/2020 13:41 | Conductivity | 1502.69 | uS/cm |
| MR-AP-MW-11 | 3/3/2020 13:41 | Depth to Water Detail | 227.5 | ft |
| MR-AP-MW-11 | 3/3/2020 13:41 | DO | 0.77 | mg/L |
| MR-AP-MW-11 | 3/3/2020 13:41 | Oxidation Reduction Potention | -32.12 | mv |
| MR-AP-MW-11 | 3/3/2020 13:41 | pH | 6.6 | pH |
| MR-AP-MW-11 | 3/3/2020 13:41 | Temperature | 18.42 | C |
| MR-AP-MW-11 | 3/3/2020 13:41 | Turbidity | 2.05 | NTU |
| MR-AP-MW-11 | 3/3/2020 13:46 | Conductivity | 1503.78 | uS/cm |
| MR-AP-MW-11 | 3/3/2020 13:46 | Depth to Water Detail | 227.68 | ft |
| MR-AP-MW-11 | 3/3/2020 13:46 | DO | 0.76 | mg/L |
| MR-AP-MW-11 | 3/3/2020 13:46 | Oxidation Reduction Potention | -32.5 | mv |

# Alabama Power Company
# Plant Miller Ash Pond

| WELL ID | READING TIME | DESCRIPTION | VALUE | UNIT |
|---|---|---|---|---|
| MR-AP-MW-11 | 3/3/2020 13:46 | pH | 6.6 | pH |
| MR-AP-MW-11 | 3/3/2020 13:46 | Temperature | 18.55 | C |
| MR-AP-MW-11 | 3/3/2020 13:46 | Turbidity | 1.89 | NTU |
| MR-AP-MW-11 | 3/3/2020 13:51 | Conductivity | 1501.48 | uS/cm |
| MR-AP-MW-11 | 3/3/2020 13:51 | Depth to Water Detail | 227.92 | ft |
| MR-AP-MW-11 | 3/3/2020 13:51 | DO | 0.73 | mg/L |
| MR-AP-MW-11 | 3/3/2020 13:51 | Oxidation Reduction Potention | -32.69 | mv |
| MR-AP-MW-11 | 3/3/2020 13:51 | pH | 6.6 | pH |
| MR-AP-MW-11 | 3/3/2020 13:51 | Temperature | 18.77 | C |
| MR-AP-MW-11 | 3/3/2020 13:51 | Turbidity | 1.97 | NTU |
| MR-AP-MW-11 | 3/3/2020 13:56 | Conductivity | 1502.22 | uS/cm |
| MR-AP-MW-11 | 3/3/2020 13:56 | Depth to Water Detail | 228.1 | ft |
| MR-AP-MW-11 | 3/3/2020 13:56 | DO | 0.72 | mg/L |
| MR-AP-MW-11 | 3/3/2020 13:56 | Oxidation Reduction Potention | -32.89 | mv |
| MR-AP-MW-11 | 3/3/2020 13:56 | pH | 6.6 | pH |
| MR-AP-MW-11 | 3/3/2020 13:56 | Temperature | 18.89 | C |
| MR-AP-MW-11 | 3/3/2020 13:56 | Turbidity | 1.78 | NTU |
| MR-AP-MW-11 | 3/3/2020 14:01 | Conductivity | 1500.2 | uS/cm |
| MR-AP-MW-11 | 3/3/2020 14:01 | Depth to Water Detail | 228.22 | ft |
| MR-AP-MW-11 | 3/3/2020 14:01 | DO | 0.69 | mg/L |
| MR-AP-MW-11 | 3/3/2020 14:01 | Oxidation Reduction Potention | -33.18 | mv |
| MR-AP-MW-11 | 3/3/2020 14:01 | pH | 6.6 | pH |
| MR-AP-MW-11 | 3/3/2020 14:01 | Temperature | 18.98 | C |
| MR-AP-MW-11 | 3/3/2020 14:01 | Turbidity | 1.67 | NTU |

# Alabama Power Company
# Plant Miller Ash Pond

| WELL ID | READING TIME | DESCRIPTION | VALUE | UNIT |
|---|---|---|---|---|
| MR-AP-MW-12 | 3/10/2020 12:58 | Conductivity | 3248.65 | uS/cm |
| MR-AP-MW-12 | 3/10/2020 12:58 | Depth to Water Detail | 87.87 | ft |
| MR-AP-MW-12 | 3/10/2020 12:58 | DO | 1.44 | mg/L |
| MR-AP-MW-12 | 3/10/2020 12:58 | Oxidation Reduction Potention | 26.35 | mv |
| MR-AP-MW-12 | 3/10/2020 12:58 | pH | 6.53 | pH |
| MR-AP-MW-12 | 3/10/2020 12:58 | Temperature | 19.71 | C |
| MR-AP-MW-12 | 3/10/2020 12:58 | Turbidity | 10.53 | NTU |
| MR-AP-MW-12 | 3/10/2020 13:03 | Conductivity | 3157.03 | uS/cm |
| MR-AP-MW-12 | 3/10/2020 13:03 | Depth to Water Detail | 88.38 | ft |
| MR-AP-MW-12 | 3/10/2020 13:03 | DO | 1.16 | mg/L |
| MR-AP-MW-12 | 3/10/2020 13:03 | Oxidation Reduction Potention | 26.44 | mv |
| MR-AP-MW-12 | 3/10/2020 13:03 | pH | 6.52 | pH |
| MR-AP-MW-12 | 3/10/2020 13:03 | Temperature | 19.82 | C |
| MR-AP-MW-12 | 3/10/2020 13:03 | Turbidity | 9.35 | NTU |
| MR-AP-MW-12 | 3/10/2020 13:08 | Conductivity | 3068.32 | uS/cm |
| MR-AP-MW-12 | 3/10/2020 13:08 | Depth to Water Detail | 88.97 | ft |
| MR-AP-MW-12 | 3/10/2020 13:08 | DO | 1.06 | mg/L |
| MR-AP-MW-12 | 3/10/2020 13:08 | Oxidation Reduction Potention | 24.93 | mv |
| MR-AP-MW-12 | 3/10/2020 13:08 | pH | 6.53 | pH |
| MR-AP-MW-12 | 3/10/2020 13:08 | Temperature | 19.97 | C |
| MR-AP-MW-12 | 3/10/2020 13:08 | Turbidity | 3.94 | NTU |
| MR-AP-MW-12 | 3/10/2020 13:13 | Conductivity | 3043.41 | uS/cm |
| MR-AP-MW-12 | 3/10/2020 13:13 | Depth to Water Detail | 89.27 | ft |
| MR-AP-MW-12 | 3/10/2020 13:13 | DO | 1.01 | mg/L |
| MR-AP-MW-12 | 3/10/2020 13:13 | Oxidation Reduction Potention | 23.13 | mv |
| MR-AP-MW-12 | 3/10/2020 13:13 | pH | 6.53 | pH |
| MR-AP-MW-12 | 3/10/2020 13:13 | Temperature | 20.11 | C |
| MR-AP-MW-12 | 3/10/2020 13:13 | Turbidity | 2.15 | NTU |
| MR-AP-MW-12 | 3/10/2020 13:18 | Conductivity | 3081.06 | uS/cm |
| MR-AP-MW-12 | 3/10/2020 13:18 | Depth to Water Detail | 89.51 | ft |
| MR-AP-MW-12 | 3/10/2020 13:18 | DO | 0.99 | mg/L |
| MR-AP-MW-12 | 3/10/2020 13:18 | Oxidation Reduction Potention | 22.66 | mv |
| MR-AP-MW-12 | 3/10/2020 13:18 | pH | 6.53 | pH |
| MR-AP-MW-12 | 3/10/2020 13:18 | Temperature | 20.21 | C |
| MR-AP-MW-12 | 3/10/2020 13:18 | Turbidity | 1.59 | NTU |
| MR-AP-MW-12 | 3/10/2020 13:23 | Conductivity | 3036.21 | uS/cm |
| MR-AP-MW-12 | 3/10/2020 13:23 | Depth to Water Detail | 89.71 | ft |
| MR-AP-MW-12 | 3/10/2020 13:23 | DO | 0.97 | mg/L |
| MR-AP-MW-12 | 3/10/2020 13:23 | Oxidation Reduction Potention | 22.62 | mv |
| MR-AP-MW-12 | 3/10/2020 13:23 | pH | 6.52 | pH |
| MR-AP-MW-12 | 3/10/2020 13:23 | Temperature | 20.32 | C |
| MR-AP-MW-12 | 3/10/2020 13:23 | Turbidity | 1.22 | NTU |
| MR-AP-MW-12 | 3/10/2020 13:28 | Conductivity | 2951.9 | uS/cm |
| MR-AP-MW-12 | 3/10/2020 13:28 | Depth to Water Detail | 89.84 | ft |

# Alabama Power Company
# Plant Miller Ash Pond

| WELL ID | READING TIME | DESCRIPTION | VALUE | UNIT |
|---|---|---|---|---|
| MR-AP-MW-12 | 3/10/2020 13:28 | DO | 0.95 | mg/L |
| MR-AP-MW-12 | 3/10/2020 13:28 | Oxidation Reduction Potention | 22.14 | mv |
| MR-AP-MW-12 | 3/10/2020 13:28 | pH | 6.52 | pH |
| MR-AP-MW-12 | 3/10/2020 13:28 | Temperature | 20.25 | C |
| MR-AP-MW-12 | 3/10/2020 13:28 | Turbidity | 1.24 | NTU |
| MR-AP-MW-12 | 3/10/2020 13:33 | Conductivity | 2950.73 | uS/cm |
| MR-AP-MW-12 | 3/10/2020 13:33 | Depth to Water Detail | 89.93 | ft |
| MR-AP-MW-12 | 3/10/2020 13:33 | DO | 0.95 | mg/L |
| MR-AP-MW-12 | 3/10/2020 13:33 | Oxidation Reduction Potention | 21.56 | mv |
| MR-AP-MW-12 | 3/10/2020 13:33 | pH | 6.52 | pH |
| MR-AP-MW-12 | 3/10/2020 13:33 | Temperature | 20.25 | C |
| MR-AP-MW-12 | 3/10/2020 13:33 | Turbidity | 0.99 | NTU |

# Alabama Power Company
# Plant Miller Ash Pond

| WELL ID | READING TIME | DESCRIPTION | VALUE | UNIT |
|---|---|---|---|---|
| MR-AP-MW-13D | 3/9/2020 17:00 | Conductivity | 433.62 | uS/cm |
| MR-AP-MW-13D | 3/9/2020 17:00 | Depth to Water Detail | 37.13 | ft |
| MR-AP-MW-13D | 3/9/2020 17:00 | DO | 2.23 | mg/L |
| MR-AP-MW-13D | 3/9/2020 17:00 | Oxidation Reduction Potention | -39.19 | mv |
| MR-AP-MW-13D | 3/9/2020 17:00 | pH | 6.75 | pH |
| MR-AP-MW-13D | 3/9/2020 17:00 | Temperature | 19.07 | C |
| MR-AP-MW-13D | 3/9/2020 17:00 | Turbidity | 11.7 | NTU |
| MR-AP-MW-13D | 3/9/2020 17:05 | Conductivity | 422.79 | uS/cm |
| MR-AP-MW-13D | 3/9/2020 17:05 | Depth to Water Detail | 37.56 | ft |
| MR-AP-MW-13D | 3/9/2020 17:05 | DO | 1.89 | mg/L |
| MR-AP-MW-13D | 3/9/2020 17:05 | Oxidation Reduction Potention | -34.3 | mv |
| MR-AP-MW-13D | 3/9/2020 17:05 | pH | 6.71 | pH |
| MR-AP-MW-13D | 3/9/2020 17:05 | Temperature | 19.07 | C |
| MR-AP-MW-13D | 3/9/2020 17:05 | Turbidity | 76.5 | NTU |
| MR-AP-MW-13D | 3/9/2020 17:10 | Conductivity | 417.69 | uS/cm |
| MR-AP-MW-13D | 3/9/2020 17:10 | Depth to Water Detail | 37.69 | ft |
| MR-AP-MW-13D | 3/9/2020 17:10 | DO | 1.73 | mg/L |
| MR-AP-MW-13D | 3/9/2020 17:10 | Oxidation Reduction Potention | -33.69 | mv |
| MR-AP-MW-13D | 3/9/2020 17:10 | pH | 6.7 | pH |
| MR-AP-MW-13D | 3/9/2020 17:10 | Temperature | 19.09 | C |
| MR-AP-MW-13D | 3/9/2020 17:10 | Turbidity | 79.5 | NTU |
| MR-AP-MW-13D | 3/9/2020 17:15 | Conductivity | 416.48 | uS/cm |
| MR-AP-MW-13D | 3/9/2020 17:15 | Depth to Water Detail | 37.91 | ft |
| MR-AP-MW-13D | 3/9/2020 17:15 | DO | 1.58 | mg/L |
| MR-AP-MW-13D | 3/9/2020 17:15 | Oxidation Reduction Potention | -33.08 | mv |
| MR-AP-MW-13D | 3/9/2020 17:15 | pH | 6.69 | pH |
| MR-AP-MW-13D | 3/9/2020 17:15 | Temperature | 19.05 | C |
| MR-AP-MW-13D | 3/9/2020 17:15 | Turbidity | 67.5 | NTU |
| MR-AP-MW-13D | 3/9/2020 17:20 | Conductivity | 416.51 | uS/cm |
| MR-AP-MW-13D | 3/9/2020 17:20 | Depth to Water Detail | 38.06 | ft |
| MR-AP-MW-13D | 3/9/2020 17:20 | DO | 1.58 | mg/L |
| MR-AP-MW-13D | 3/9/2020 17:20 | Oxidation Reduction Potention | -32.74 | mv |
| MR-AP-MW-13D | 3/9/2020 17:20 | pH | 6.68 | pH |
| MR-AP-MW-13D | 3/9/2020 17:20 | Temperature | 19 | C |
| MR-AP-MW-13D | 3/9/2020 17:20 | Turbidity | 59.2 | NTU |
| MR-AP-MW-13D | 3/9/2020 17:25 | Conductivity | 414.31 | uS/cm |
| MR-AP-MW-13D | 3/9/2020 17:25 | Depth to Water Detail | 38.18 | ft |
| MR-AP-MW-13D | 3/9/2020 17:25 | DO | 1.37 | mg/L |
| MR-AP-MW-13D | 3/9/2020 17:25 | Oxidation Reduction Potention | -32.92 | mv |
| MR-AP-MW-13D | 3/9/2020 17:25 | pH | 6.68 | pH |
| MR-AP-MW-13D | 3/9/2020 17:25 | Temperature | 18.78 | C |
| MR-AP-MW-13D | 3/9/2020 17:25 | Turbidity | 57.5 | NTU |
| MR-AP-MW-13D | 3/9/2020 17:30 | Conductivity | 413.35 | uS/cm |
| MR-AP-MW-13D | 3/9/2020 17:30 | Depth to Water Detail | 38.25 | ft |

# Alabama Power Company
# Plant Miller Ash Pond

| WELL ID | READING TIME | DESCRIPTION | VALUE | UNIT |
|---|---|---|---|---|
| MR-AP-MW-13D | 3/9/2020 17:30 | DO | 1.4 | mg/L |
| MR-AP-MW-13D | 3/9/2020 17:30 | Oxidation Reduction Potention | -33.05 | mv |
| MR-AP-MW-13D | 3/9/2020 17:30 | pH | 6.68 | pH |
| MR-AP-MW-13D | 3/9/2020 17:30 | Temperature | 18.76 | C |
| MR-AP-MW-13D | 3/9/2020 17:30 | Turbidity | 50.3 | NTU |
| MR-AP-MW-13D | 3/9/2020 17:35 | Conductivity | 413.12 | uS/cm |
| MR-AP-MW-13D | 3/9/2020 17:35 | Depth to Water Detail | 38.31 | ft |
| MR-AP-MW-13D | 3/9/2020 17:35 | DO | 1.43 | mg/L |
| MR-AP-MW-13D | 3/9/2020 17:35 | Oxidation Reduction Potention | -32.46 | mv |
| MR-AP-MW-13D | 3/9/2020 17:35 | pH | 6.68 | pH |
| MR-AP-MW-13D | 3/9/2020 17:35 | Temperature | 18.7 | C |
| MR-AP-MW-13D | 3/9/2020 17:35 | Turbidity | 26.8 | NTU |
| MR-AP-MW-13D | 3/9/2020 17:40 | Conductivity | 413.08 | uS/cm |
| MR-AP-MW-13D | 3/9/2020 17:40 | Depth to Water Detail | 38.36 | ft |
| MR-AP-MW-13D | 3/9/2020 17:40 | DO | 1.45 | mg/L |
| MR-AP-MW-13D | 3/9/2020 17:40 | Oxidation Reduction Potention | -31.81 | mv |
| MR-AP-MW-13D | 3/9/2020 17:40 | pH | 6.68 | pH |
| MR-AP-MW-13D | 3/9/2020 17:40 | Temperature | 18.61 | C |
| MR-AP-MW-13D | 3/9/2020 17:40 | Turbidity | 16.8 | NTU |
| MR-AP-MW-13D | 3/9/2020 17:45 | Conductivity | 412.56 | uS/cm |
| MR-AP-MW-13D | 3/9/2020 17:45 | Depth to Water Detail | 38.39 | ft |
| MR-AP-MW-13D | 3/9/2020 17:45 | DO | 1.47 | mg/L |
| MR-AP-MW-13D | 3/9/2020 17:45 | Oxidation Reduction Potention | -30.99 | mv |
| MR-AP-MW-13D | 3/9/2020 17:45 | pH | 6.68 | pH |
| MR-AP-MW-13D | 3/9/2020 17:45 | Temperature | 18.51 | C |
| MR-AP-MW-13D | 3/9/2020 17:45 | Turbidity | 11.7 | NTU |
| MR-AP-MW-13D | 3/9/2020 17:50 | Conductivity | 412.35 | uS/cm |
| MR-AP-MW-13D | 3/9/2020 17:50 | Depth to Water Detail | 38.41 | ft |
| MR-AP-MW-13D | 3/9/2020 17:50 | DO | 1.49 | mg/L |
| MR-AP-MW-13D | 3/9/2020 17:50 | Oxidation Reduction Potention | -30.86 | mv |
| MR-AP-MW-13D | 3/9/2020 17:50 | pH | 6.68 | pH |
| MR-AP-MW-13D | 3/9/2020 17:50 | Temperature | 18.37 | C |
| MR-AP-MW-13D | 3/9/2020 17:50 | Turbidity | 11.1 | NTU |
| MR-AP-MW-13D | 3/9/2020 17:55 | Conductivity | 412.42 | uS/cm |
| MR-AP-MW-13D | 3/9/2020 17:55 | Depth to Water Detail | 38.44 | ft |
| MR-AP-MW-13D | 3/9/2020 17:55 | DO | 1.51 | mg/L |
| MR-AP-MW-13D | 3/9/2020 17:55 | Oxidation Reduction Potention | -30.8 | mv |
| MR-AP-MW-13D | 3/9/2020 17:55 | pH | 6.68 | pH |
| MR-AP-MW-13D | 3/9/2020 17:55 | Temperature | 18.37 | C |
| MR-AP-MW-13D | 3/9/2020 17:55 | Turbidity | 9.6 | NTU |
| MR-AP-MW-13D | 3/9/2020 18:00 | Conductivity | 412.43 | uS/cm |
| MR-AP-MW-13D | 3/9/2020 18:00 | Depth to Water Detail | 38.48 | ft |
| MR-AP-MW-13D | 3/9/2020 18:00 | DO | 1.53 | mg/L |
| MR-AP-MW-13D | 3/9/2020 18:00 | Oxidation Reduction Potention | -30.35 | mv |

# Alabama Power Company
# Plant Miller Ash Pond

| WELL ID | READING TIME | DESCRIPTION | VALUE | UNIT |
|---|---|---|---|---|
| MR-AP-MW-13D | 3/9/2020 18:00 | pH | 6.68 | pH |
| MR-AP-MW-13D | 3/9/2020 18:00 | Temperature | 18.36 | C |
| MR-AP-MW-13D | 3/9/2020 18:00 | Turbidity | 8.6 | NTU |

# Alabama Power Company
# Plant Miller Ash Pond

| WELL ID | READING TIME | DESCRIPTION | VALUE | UNIT |
|---|---|---|---|---|
| MR-AP-MW-13S | 3/9/2020 16:13 | Conductivity | 392.87 | uS/cm |
| MR-AP-MW-13S | 3/9/2020 16:13 | Depth to Water Detail | 14.6 | ft |
| MR-AP-MW-13S | 3/9/2020 16:13 | DO | 0.25 | mg/L |
| MR-AP-MW-13S | 3/9/2020 16:13 | Oxidation Reduction Potention | 57.09 | mv |
| MR-AP-MW-13S | 3/9/2020 16:13 | pH | 5.55 | pH |
| MR-AP-MW-13S | 3/9/2020 16:13 | Temperature | 18.01 | C |
| MR-AP-MW-13S | 3/9/2020 16:13 | Turbidity | 13.1 | NTU |
| MR-AP-MW-13S | 3/9/2020 16:18 | Conductivity | 393.3 | uS/cm |
| MR-AP-MW-13S | 3/9/2020 16:18 | Depth to Water Detail | 14.74 | ft |
| MR-AP-MW-13S | 3/9/2020 16:18 | DO | 0.22 | mg/L |
| MR-AP-MW-13S | 3/9/2020 16:18 | Oxidation Reduction Potention | 55.41 | mv |
| MR-AP-MW-13S | 3/9/2020 16:18 | pH | 5.57 | pH |
| MR-AP-MW-13S | 3/9/2020 16:18 | Temperature | 17.96 | C |
| MR-AP-MW-13S | 3/9/2020 16:18 | Turbidity | 10.7 | NTU |
| MR-AP-MW-13S | 3/9/2020 16:23 | Conductivity | 393.58 | uS/cm |
| MR-AP-MW-13S | 3/9/2020 16:23 | Depth to Water Detail | 14.87 | ft |
| MR-AP-MW-13S | 3/9/2020 16:23 | DO | 0.21 | mg/L |
| MR-AP-MW-13S | 3/9/2020 16:23 | Oxidation Reduction Potention | 53.83 | mv |
| MR-AP-MW-13S | 3/9/2020 16:23 | pH | 5.58 | pH |
| MR-AP-MW-13S | 3/9/2020 16:23 | Temperature | 17.91 | C |
| MR-AP-MW-13S | 3/9/2020 16:23 | Turbidity | 8.27 | NTU |
| MR-AP-MW-13S | 3/9/2020 16:28 | Conductivity | 394.47 | uS/cm |
| MR-AP-MW-13S | 3/9/2020 16:28 | Depth to Water Detail | 14.96 | ft |
| MR-AP-MW-13S | 3/9/2020 16:28 | DO | 0.2 | mg/L |
| MR-AP-MW-13S | 3/9/2020 16:28 | Oxidation Reduction Potention | 52.67 | mv |
| MR-AP-MW-13S | 3/9/2020 16:28 | pH | 5.59 | pH |
| MR-AP-MW-13S | 3/9/2020 16:28 | Temperature | 17.94 | C |
| MR-AP-MW-13S | 3/9/2020 16:28 | Turbidity | 6.2 | NTU |
| MR-AP-MW-13S | 3/9/2020 16:33 | Conductivity | 395.98 | uS/cm |
| MR-AP-MW-13S | 3/9/2020 16:33 | Depth to Water Detail | 15.01 | ft |
| MR-AP-MW-13S | 3/9/2020 16:33 | DO | 0.21 | mg/L |
| MR-AP-MW-13S | 3/9/2020 16:33 | Oxidation Reduction Potention | 52.3 | mv |
| MR-AP-MW-13S | 3/9/2020 16:33 | pH | 5.58 | pH |
| MR-AP-MW-13S | 3/9/2020 16:33 | Temperature | 18.02 | C |
| MR-AP-MW-13S | 3/9/2020 16:33 | Turbidity | 5.03 | NTU |

# Alabama Power Company
# Plant Miller Ash Pond

| WELL ID | READING TIME | DESCRIPTION | VALUE | UNIT |
|---|---|---|---|---|
| MR-AP-MW-14 | 3/4/2020 12:01 | Conductivity | 333.38 | uS/cm |
| MR-AP-MW-14 | 3/4/2020 12:01 | Depth to Water Detail | 18.63 | ft |
| MR-AP-MW-14 | 3/4/2020 12:01 | DO | 0.14 | mg/L |
| MR-AP-MW-14 | 3/4/2020 12:01 | Oxidation Reduction Potention | 4.76 | mv |
| MR-AP-MW-14 | 3/4/2020 12:01 | pH | 6.35 | pH |
| MR-AP-MW-14 | 3/4/2020 12:01 | Temperature | 17.92 | C |
| MR-AP-MW-14 | 3/4/2020 12:01 | Turbidity | 25.9 | NTU |
| MR-AP-MW-14 | 3/4/2020 12:06 | Conductivity | 342.15 | uS/cm |
| MR-AP-MW-14 | 3/4/2020 12:06 | Depth to Water Detail | 18.76 | ft |
| MR-AP-MW-14 | 3/4/2020 12:06 | DO | 0.12 | mg/L |
| MR-AP-MW-14 | 3/4/2020 12:06 | Oxidation Reduction Potention | 2.98 | mv |
| MR-AP-MW-14 | 3/4/2020 12:06 | pH | 6.35 | pH |
| MR-AP-MW-14 | 3/4/2020 12:06 | Temperature | 17.92 | C |
| MR-AP-MW-14 | 3/4/2020 12:06 | Turbidity | 9.19 | NTU |
| MR-AP-MW-14 | 3/4/2020 12:11 | Conductivity | 342.45 | uS/cm |
| MR-AP-MW-14 | 3/4/2020 12:11 | Depth to Water Detail | 18.82 | ft |
| MR-AP-MW-14 | 3/4/2020 12:11 | DO | 0.12 | mg/L |
| MR-AP-MW-14 | 3/4/2020 12:11 | Oxidation Reduction Potention | 0.87 | mv |
| MR-AP-MW-14 | 3/4/2020 12:11 | pH | 6.36 | pH |
| MR-AP-MW-14 | 3/4/2020 12:11 | Temperature | 17.92 | C |
| MR-AP-MW-14 | 3/4/2020 12:11 | Turbidity | 4.81 | NTU |
| MR-AP-MW-14 | 3/4/2020 12:16 | Conductivity | 347.04 | uS/cm |
| MR-AP-MW-14 | 3/4/2020 12:16 | Depth to Water Detail | 18.91 | ft |
| MR-AP-MW-14 | 3/4/2020 12:16 | DO | 0.12 | mg/L |
| MR-AP-MW-14 | 3/4/2020 12:16 | Oxidation Reduction Potention | -0.75 | mv |
| MR-AP-MW-14 | 3/4/2020 12:16 | pH | 6.37 | pH |
| MR-AP-MW-14 | 3/4/2020 12:16 | Temperature | 17.92 | C |
| MR-AP-MW-14 | 3/4/2020 12:16 | Turbidity | 9.9 | NTU |
| MR-AP-MW-14 | 3/4/2020 12:21 | Conductivity | 349.91 | uS/cm |
| MR-AP-MW-14 | 3/4/2020 12:21 | Depth to Water Detail | 19.04 | ft |
| MR-AP-MW-14 | 3/4/2020 12:21 | DO | 0.11 | mg/L |
| MR-AP-MW-14 | 3/4/2020 12:21 | Oxidation Reduction Potention | -2.09 | mv |
| MR-AP-MW-14 | 3/4/2020 12:21 | pH | 6.38 | pH |
| MR-AP-MW-14 | 3/4/2020 12:21 | Temperature | 17.91 | C |
| MR-AP-MW-14 | 3/4/2020 12:21 | Turbidity | 3.64 | NTU |

# Alabama Power Company
# Plant Miller Ash Pond

| WELL ID | READING TIME | DESCRIPTION | VALUE | UNIT |
|---|---|---|---|---|
| MR-AP-MW-15 | 3/4/2020 9:27 | Conductivity | 394.71 | uS/cm |
| MR-AP-MW-15 | 3/4/2020 9:27 | Depth to Water Detail | 13.04 | ft |
| MR-AP-MW-15 | 3/4/2020 9:27 | DO | 0.17 | mg/L |
| MR-AP-MW-15 | 3/4/2020 9:27 | Oxidation Reduction Potention | -50.91 | mv |
| MR-AP-MW-15 | 3/4/2020 9:27 | pH | 6.35 | pH |
| MR-AP-MW-15 | 3/4/2020 9:27 | Temperature | 18.96 | C |
| MR-AP-MW-15 | 3/4/2020 9:27 | Turbidity | 70.9 | NTU |
| MR-AP-MW-15 | 3/4/2020 9:32 | Conductivity | 389.04 | uS/cm |
| MR-AP-MW-15 | 3/4/2020 9:32 | Depth to Water Detail | 13.16 | ft |
| MR-AP-MW-15 | 3/4/2020 9:32 | DO | 0.15 | mg/L |
| MR-AP-MW-15 | 3/4/2020 9:32 | Oxidation Reduction Potention | -50.31 | mv |
| MR-AP-MW-15 | 3/4/2020 9:32 | pH | 6.37 | pH |
| MR-AP-MW-15 | 3/4/2020 9:32 | Temperature | 18.98 | C |
| MR-AP-MW-15 | 3/4/2020 9:32 | Turbidity | 50.7 | NTU |
| MR-AP-MW-15 | 3/4/2020 9:37 | Conductivity | 392.53 | uS/cm |
| MR-AP-MW-15 | 3/4/2020 9:37 | Depth to Water Detail | 13.21 | ft |
| MR-AP-MW-15 | 3/4/2020 9:37 | DO | 0.14 | mg/L |
| MR-AP-MW-15 | 3/4/2020 9:37 | Oxidation Reduction Potention | -48.72 | mv |
| MR-AP-MW-15 | 3/4/2020 9:37 | pH | 6.38 | pH |
| MR-AP-MW-15 | 3/4/2020 9:37 | Temperature | 18.95 | C |
| MR-AP-MW-15 | 3/4/2020 9:37 | Turbidity | 44.2 | NTU |
| MR-AP-MW-15 | 3/4/2020 9:42 | Conductivity | 390.27 | uS/cm |
| MR-AP-MW-15 | 3/4/2020 9:42 | Depth to Water Detail | 13.28 | ft |
| MR-AP-MW-15 | 3/4/2020 9:42 | DO | 0.14 | mg/L |
| MR-AP-MW-15 | 3/4/2020 9:42 | Oxidation Reduction Potention | -46.48 | mv |
| MR-AP-MW-15 | 3/4/2020 9:42 | pH | 6.39 | pH |
| MR-AP-MW-15 | 3/4/2020 9:42 | Temperature | 18.9 | C |
| MR-AP-MW-15 | 3/4/2020 9:42 | Turbidity | 54.1 | NTU |
| MR-AP-MW-15 | 3/4/2020 9:47 | Conductivity | 394.69 | uS/cm |
| MR-AP-MW-15 | 3/4/2020 9:47 | Depth to Water Detail | 13.31 | ft |
| MR-AP-MW-15 | 3/4/2020 9:47 | DO | 0.13 | mg/L |
| MR-AP-MW-15 | 3/4/2020 9:47 | Oxidation Reduction Potention | -47.17 | mv |
| MR-AP-MW-15 | 3/4/2020 9:47 | pH | 6.41 | pH |
| MR-AP-MW-15 | 3/4/2020 9:47 | Temperature | 18.97 | C |
| MR-AP-MW-15 | 3/4/2020 9:47 | Turbidity | 50.5 | NTU |
| MR-AP-MW-15 | 3/4/2020 9:52 | Conductivity | 396.53 | uS/cm |
| MR-AP-MW-15 | 3/4/2020 9:52 | Depth to Water Detail | 13.31 | ft |
| MR-AP-MW-15 | 3/4/2020 9:52 | DO | 0.13 | mg/L |
| MR-AP-MW-15 | 3/4/2020 9:52 | Oxidation Reduction Potention | -47.43 | mv |
| MR-AP-MW-15 | 3/4/2020 9:52 | pH | 6.42 | pH |
| MR-AP-MW-15 | 3/4/2020 9:52 | Temperature | 18.96 | C |
| MR-AP-MW-15 | 3/4/2020 9:52 | Turbidity | 28 | NTU |
| MR-AP-MW-15 | 3/4/2020 9:57 | Conductivity | 384.83 | uS/cm |
| MR-AP-MW-15 | 3/4/2020 9:57 | Depth to Water Detail | 13.31 | ft |

# Alabama Power Company
# Plant Miller Ash Pond

| WELL ID | READING TIME | DESCRIPTION | VALUE | UNIT |
|---|---|---|---|---|
| MR-AP-MW-15 | 3/4/2020 9:57 | DO | 0.12 | mg/L |
| MR-AP-MW-15 | 3/4/2020 9:57 | Oxidation Reduction Potention | -47.42 | mv |
| MR-AP-MW-15 | 3/4/2020 9:57 | pH | 6.42 | pH |
| MR-AP-MW-15 | 3/4/2020 9:57 | Temperature | 18.98 | C |
| MR-AP-MW-15 | 3/4/2020 9:57 | Turbidity | 23.9 | NTU |
| MR-AP-MW-15 | 3/4/2020 10:02 | Conductivity | 389.07 | uS/cm |
| MR-AP-MW-15 | 3/4/2020 10:02 | Depth to Water Detail | 13.31 | ft |
| MR-AP-MW-15 | 3/4/2020 10:02 | DO | 0.12 | mg/L |
| MR-AP-MW-15 | 3/4/2020 10:02 | Oxidation Reduction Potention | -46.15 | mv |
| MR-AP-MW-15 | 3/4/2020 10:02 | pH | 6.41 | pH |
| MR-AP-MW-15 | 3/4/2020 10:02 | Temperature | 19 | C |
| MR-AP-MW-15 | 3/4/2020 10:02 | Turbidity | 17.3 | NTU |
| MR-AP-MW-15 | 3/4/2020 10:07 | Conductivity | 388.76 | uS/cm |
| MR-AP-MW-15 | 3/4/2020 10:07 | Depth to Water Detail | 13.31 | ft |
| MR-AP-MW-15 | 3/4/2020 10:07 | DO | 0.12 | mg/L |
| MR-AP-MW-15 | 3/4/2020 10:07 | Oxidation Reduction Potention | -46.48 | mv |
| MR-AP-MW-15 | 3/4/2020 10:07 | pH | 6.41 | pH |
| MR-AP-MW-15 | 3/4/2020 10:07 | Temperature | 18.97 | C |
| MR-AP-MW-15 | 3/4/2020 10:07 | Turbidity | 14 | NTU |
| MR-AP-MW-15 | 3/4/2020 10:12 | Conductivity | 385.1 | uS/cm |
| MR-AP-MW-15 | 3/4/2020 10:12 | Depth to Water Detail | 13.31 | ft |
| MR-AP-MW-15 | 3/4/2020 10:12 | DO | 0.12 | mg/L |
| MR-AP-MW-15 | 3/4/2020 10:12 | Oxidation Reduction Potention | -46.66 | mv |
| MR-AP-MW-15 | 3/4/2020 10:12 | pH | 6.42 | pH |
| MR-AP-MW-15 | 3/4/2020 10:12 | Temperature | 19.04 | C |
| MR-AP-MW-15 | 3/4/2020 10:12 | Turbidity | 13.1 | NTU |
| MR-AP-MW-15 | 3/4/2020 10:17 | Conductivity | 382.69 | uS/cm |
| MR-AP-MW-15 | 3/4/2020 10:17 | Depth to Water Detail | 13.31 | ft |
| MR-AP-MW-15 | 3/4/2020 10:17 | DO | 0.12 | mg/L |
| MR-AP-MW-15 | 3/4/2020 10:17 | Oxidation Reduction Potention | -47.13 | mv |
| MR-AP-MW-15 | 3/4/2020 10:17 | pH | 6.43 | pH |
| MR-AP-MW-15 | 3/4/2020 10:17 | Temperature | 19.03 | C |
| MR-AP-MW-15 | 3/4/2020 10:17 | Turbidity | 13.1 | NTU |
| MR-AP-MW-15 | 3/4/2020 10:22 | Conductivity | 382.74 | uS/cm |
| MR-AP-MW-15 | 3/4/2020 10:22 | Depth to Water Detail | 13.31 | ft |
| MR-AP-MW-15 | 3/4/2020 10:22 | DO | 0.12 | mg/L |
| MR-AP-MW-15 | 3/4/2020 10:22 | Oxidation Reduction Potention | -47.09 | mv |
| MR-AP-MW-15 | 3/4/2020 10:22 | pH | 6.43 | pH |
| MR-AP-MW-15 | 3/4/2020 10:22 | Temperature | 19.01 | C |
| MR-AP-MW-15 | 3/4/2020 10:22 | Turbidity | 10.72 | NTU |
| MR-AP-MW-15 | 3/4/2020 10:27 | Conductivity | 383.39 | uS/cm |
| MR-AP-MW-15 | 3/4/2020 10:27 | Depth to Water Detail | 13.31 | ft |
| MR-AP-MW-15 | 3/4/2020 10:27 | DO | 0.12 | mg/L |
| MR-AP-MW-15 | 3/4/2020 10:27 | Oxidation Reduction Potention | -45.93 | mv |

# Alabama Power Company
# Plant Miller Ash Pond

| WELL ID | READING TIME | DESCRIPTION | VALUE | UNIT |
|---|---|---|---|---|
| MR-AP-MW-15 | 3/4/2020 10:27 | pH | 6.41 | pH |
| MR-AP-MW-15 | 3/4/2020 10:27 | Temperature | 19.02 | C |
| MR-AP-MW-15 | 3/4/2020 10:27 | Turbidity | 17.2 | NTU |
| MR-AP-MW-15 | 3/4/2020 10:32 | Conductivity | 385.09 | uS/cm |
| MR-AP-MW-15 | 3/4/2020 10:32 | Depth to Water Detail | 13.31 | ft |
| MR-AP-MW-15 | 3/4/2020 10:32 | DO | 0.12 | mg/L |
| MR-AP-MW-15 | 3/4/2020 10:32 | Oxidation Reduction Potention | -45.86 | mv |
| MR-AP-MW-15 | 3/4/2020 10:32 | pH | 6.41 | pH |
| MR-AP-MW-15 | 3/4/2020 10:32 | Temperature | 19 | C |
| MR-AP-MW-15 | 3/4/2020 10:32 | Turbidity | 11.03 | NTU |
| MR-AP-MW-15 | 3/4/2020 10:37 | Conductivity | 383.01 | uS/cm |
| MR-AP-MW-15 | 3/4/2020 10:37 | Depth to Water Detail | 13.31 | ft |
| MR-AP-MW-15 | 3/4/2020 10:37 | DO | 0.12 | mg/L |
| MR-AP-MW-15 | 3/4/2020 10:37 | Oxidation Reduction Potention | -46.3 | mv |
| MR-AP-MW-15 | 3/4/2020 10:37 | pH | 6.42 | pH |
| MR-AP-MW-15 | 3/4/2020 10:37 | Temperature | 18.97 | C |
| MR-AP-MW-15 | 3/4/2020 10:37 | Turbidity | 13.11 | NTU |
| MR-AP-MW-15 | 3/4/2020 10:42 | Conductivity | 392.51 | uS/cm |
| MR-AP-MW-15 | 3/4/2020 10:42 | Depth to Water Detail | 13.31 | ft |
| MR-AP-MW-15 | 3/4/2020 10:42 | DO | 0.12 | mg/L |
| MR-AP-MW-15 | 3/4/2020 10:42 | Oxidation Reduction Potention | -46.8 | mv |
| MR-AP-MW-15 | 3/4/2020 10:42 | pH | 6.43 | pH |
| MR-AP-MW-15 | 3/4/2020 10:42 | Temperature | 19.02 | C |
| MR-AP-MW-15 | 3/4/2020 10:42 | Turbidity | 7.95 | NTU |

# Alabama Power Company
# Plant Miller Ash Pond

| WELL ID | READING TIME | DESCRIPTION | VALUE | UNIT |
|---|---|---|---|---|
| MR-AP-MW-16 | 3/3/2020 15:39 | Conductivity | 534.03 | uS/cm |
| MR-AP-MW-16 | 3/3/2020 15:39 | Depth to Water Detail | 23.84 | ft |
| MR-AP-MW-16 | 3/3/2020 15:39 | DO | 0.64 | mg/L |
| MR-AP-MW-16 | 3/3/2020 15:39 | Oxidation Reduction Potention | 208.31 | mv |
| MR-AP-MW-16 | 3/3/2020 15:39 | pH | 5.96 | pH |
| MR-AP-MW-16 | 3/3/2020 15:39 | Temperature | 19.09 | C |
| MR-AP-MW-16 | 3/3/2020 15:39 | Turbidity | 0.81 | NTU |
| MR-AP-MW-16 | 3/3/2020 15:44 | Conductivity | 525.03 | uS/cm |
| MR-AP-MW-16 | 3/3/2020 15:44 | Depth to Water Detail | 23.84 | ft |
| MR-AP-MW-16 | 3/3/2020 15:44 | DO | 1.2 | mg/L |
| MR-AP-MW-16 | 3/3/2020 15:44 | Oxidation Reduction Potention | 210.29 | mv |
| MR-AP-MW-16 | 3/3/2020 15:44 | pH | 6.06 | pH |
| MR-AP-MW-16 | 3/3/2020 15:44 | Temperature | 19.08 | C |
| MR-AP-MW-16 | 3/3/2020 15:44 | Turbidity | 1.38 | NTU |
| MR-AP-MW-16 | 3/3/2020 15:49 | Conductivity | 532.26 | uS/cm |
| MR-AP-MW-16 | 3/3/2020 15:49 | Depth to Water Detail | 23.84 | ft |
| MR-AP-MW-16 | 3/3/2020 15:49 | DO | 1.46 | mg/L |
| MR-AP-MW-16 | 3/3/2020 15:49 | Oxidation Reduction Potention | 211.07 | mv |
| MR-AP-MW-16 | 3/3/2020 15:49 | pH | 6.12 | pH |
| MR-AP-MW-16 | 3/3/2020 15:49 | Temperature | 19.1 | C |
| MR-AP-MW-16 | 3/3/2020 15:49 | Turbidity | 1.03 | NTU |
| MR-AP-MW-16 | 3/3/2020 15:54 | Conductivity | 542.24 | uS/cm |
| MR-AP-MW-16 | 3/3/2020 15:54 | Depth to Water Detail | 23.84 | ft |
| MR-AP-MW-16 | 3/3/2020 15:54 | DO | 1.58 | mg/L |
| MR-AP-MW-16 | 3/3/2020 15:54 | Oxidation Reduction Potention | 211.22 | mv |
| MR-AP-MW-16 | 3/3/2020 15:54 | pH | 6.15 | pH |
| MR-AP-MW-16 | 3/3/2020 15:54 | Temperature | 19.1 | C |
| MR-AP-MW-16 | 3/3/2020 15:54 | Turbidity | 1.08 | NTU |
| MR-AP-MW-16 | 3/3/2020 15:59 | Conductivity | 540.08 | uS/cm |
| MR-AP-MW-16 | 3/3/2020 15:59 | Depth to Water Detail | 23.84 | ft |
| MR-AP-MW-16 | 3/3/2020 15:59 | DO | 1.69 | mg/L |
| MR-AP-MW-16 | 3/3/2020 15:59 | Oxidation Reduction Potention | 210.95 | mv |
| MR-AP-MW-16 | 3/3/2020 15:59 | pH | 6.18 | pH |
| MR-AP-MW-16 | 3/3/2020 15:59 | Temperature | 19.1 | C |
| MR-AP-MW-16 | 3/3/2020 15:59 | Turbidity | 1.14 | NTU |
| MR-AP-MW-16 | 3/3/2020 16:04 | Conductivity | 542.24 | uS/cm |
| MR-AP-MW-16 | 3/3/2020 16:04 | Depth to Water Detail | 23.84 | ft |
| MR-AP-MW-16 | 3/3/2020 16:04 | DO | 1.75 | mg/L |
| MR-AP-MW-16 | 3/3/2020 16:04 | Oxidation Reduction Potention | 211.23 | mv |
| MR-AP-MW-16 | 3/3/2020 16:04 | pH | 6.19 | pH |
| MR-AP-MW-16 | 3/3/2020 16:04 | Temperature | 19.05 | C |
| MR-AP-MW-16 | 3/3/2020 16:04 | Turbidity | 1.04 | NTU |

# Alabama Power Company
# Plant Miller Ash Pond

| WELL ID | READING TIME | DESCRIPTION | VALUE | UNIT |
|---|---|---|---|---|
| MR-AP-MW-4V | 3/4/2020 14:52 | Conductivity | 998.53 | uS/cm |
| MR-AP-MW-4V | 3/4/2020 14:52 | Depth to Water Detail | 85.28 | ft |
| MR-AP-MW-4V | 3/4/2020 14:52 | DO | 0.46 | mg/L |
| MR-AP-MW-4V | 3/4/2020 14:52 | Oxidation Reduction Potention | 70.25 | mv |
| MR-AP-MW-4V | 3/4/2020 14:52 | pH | 6.35 | pH |
| MR-AP-MW-4V | 3/4/2020 14:52 | Temperature | 18.13 | C |
| MR-AP-MW-4V | 3/4/2020 14:52 | Turbidity | 1.38 | NTU |
| MR-AP-MW-4V | 3/4/2020 14:57 | Conductivity | 983.48 | uS/cm |
| MR-AP-MW-4V | 3/4/2020 14:57 | Depth to Water Detail | 85.28 | ft |
| MR-AP-MW-4V | 3/4/2020 14:57 | DO | 0.47 | mg/L |
| MR-AP-MW-4V | 3/4/2020 14:57 | Oxidation Reduction Potention | 65.45 | mv |
| MR-AP-MW-4V | 3/4/2020 14:57 | pH | 6.34 | pH |
| MR-AP-MW-4V | 3/4/2020 14:57 | Temperature | 18.1 | C |
| MR-AP-MW-4V | 3/4/2020 14:57 | Turbidity | 1.17 | NTU |
| MR-AP-MW-4V | 3/4/2020 15:02 | Conductivity | 975.34 | uS/cm |
| MR-AP-MW-4V | 3/4/2020 15:02 | Depth to Water Detail | 85.28 | ft |
| MR-AP-MW-4V | 3/4/2020 15:02 | DO | 0.5 | mg/L |
| MR-AP-MW-4V | 3/4/2020 15:02 | Oxidation Reduction Potention | 66.64 | mv |
| MR-AP-MW-4V | 3/4/2020 15:02 | pH | 6.34 | pH |
| MR-AP-MW-4V | 3/4/2020 15:02 | Temperature | 18.11 | C |
| MR-AP-MW-4V | 3/4/2020 15:02 | Turbidity | 1.06 | NTU |
| MR-AP-MW-4V | 3/4/2020 15:07 | Conductivity | 972.07 | uS/cm |
| MR-AP-MW-4V | 3/4/2020 15:07 | Depth to Water Detail | 85.28 | ft |
| MR-AP-MW-4V | 3/4/2020 15:07 | DO | 0.52 | mg/L |
| MR-AP-MW-4V | 3/4/2020 15:07 | Oxidation Reduction Potention | 68.38 | mv |
| MR-AP-MW-4V | 3/4/2020 15:07 | pH | 6.34 | pH |
| MR-AP-MW-4V | 3/4/2020 15:07 | Temperature | 18.09 | C |
| MR-AP-MW-4V | 3/4/2020 15:07 | Turbidity | 1.03 | NTU |

# Alabama Power Company
# Plant Miller Ash Pond

| WELL ID | READING TIME | DESCRIPTION | VALUE | UNIT |
|---|---|---|---|---|
| MR-AP-MW-6V | 3/3/2020 11:45 | Conductivity | 1340.7 | uS/cm |
| MR-AP-MW-6V | 3/3/2020 11:45 | Depth to Water Detail | 116.13 | ft |
| MR-AP-MW-6V | 3/3/2020 11:45 | DO | 1.47 | mg/L |
| MR-AP-MW-6V | 3/3/2020 11:45 | Oxidation Reduction Potention | -66.96 | mv |
| MR-AP-MW-6V | 3/3/2020 11:45 | pH | 6.95 | pH |
| MR-AP-MW-6V | 3/3/2020 11:45 | Temperature | 18.63 | C |
| MR-AP-MW-6V | 3/3/2020 11:45 | Turbidity | 42.7 | NTU |
| MR-AP-MW-6V | 3/3/2020 11:50 | Conductivity | 1351 | uS/cm |
| MR-AP-MW-6V | 3/3/2020 11:50 | Depth to Water Detail | 116.13 | ft |
| MR-AP-MW-6V | 3/3/2020 11:50 | DO | 0.78 | mg/L |
| MR-AP-MW-6V | 3/3/2020 11:50 | Oxidation Reduction Potention | -65.06 | mv |
| MR-AP-MW-6V | 3/3/2020 11:50 | pH | 6.95 | pH |
| MR-AP-MW-6V | 3/3/2020 11:50 | Temperature | 18.45 | C |
| MR-AP-MW-6V | 3/3/2020 11:50 | Turbidity | 27.6 | NTU |
| MR-AP-MW-6V | 3/3/2020 11:55 | Conductivity | 1207.38 | uS/cm |
| MR-AP-MW-6V | 3/3/2020 11:55 | Depth to Water Detail | 116.13 | ft |
| MR-AP-MW-6V | 3/3/2020 11:55 | DO | 0.68 | mg/L |
| MR-AP-MW-6V | 3/3/2020 11:55 | Oxidation Reduction Potention | -54.83 | mv |
| MR-AP-MW-6V | 3/3/2020 11:55 | pH | 6.96 | pH |
| MR-AP-MW-6V | 3/3/2020 11:55 | Temperature | 18.59 | C |
| MR-AP-MW-6V | 3/3/2020 11:55 | Turbidity | 18.1 | NTU |
| MR-AP-MW-6V | 3/3/2020 12:00 | Conductivity | 1060.88 | uS/cm |
| MR-AP-MW-6V | 3/3/2020 12:00 | Depth to Water Detail | 116.13 | ft |
| MR-AP-MW-6V | 3/3/2020 12:00 | DO | 0.74 | mg/L |
| MR-AP-MW-6V | 3/3/2020 12:00 | Oxidation Reduction Potention | -57.88 | mv |
| MR-AP-MW-6V | 3/3/2020 12:00 | pH | 7.01 | pH |
| MR-AP-MW-6V | 3/3/2020 12:00 | Temperature | 18.74 | C |
| MR-AP-MW-6V | 3/3/2020 12:00 | Turbidity | 12.3 | NTU |
| MR-AP-MW-6V | 3/3/2020 12:05 | Conductivity | 974.87 | uS/cm |
| MR-AP-MW-6V | 3/3/2020 12:05 | Depth to Water Detail | 116.13 | ft |
| MR-AP-MW-6V | 3/3/2020 12:05 | DO | 0.73 | mg/L |
| MR-AP-MW-6V | 3/3/2020 12:05 | Oxidation Reduction Potention | -69.5 | mv |
| MR-AP-MW-6V | 3/3/2020 12:05 | pH | 7.07 | pH |
| MR-AP-MW-6V | 3/3/2020 12:05 | Temperature | 18.72 | C |
| MR-AP-MW-6V | 3/3/2020 12:05 | Turbidity | 6.65 | NTU |
| MR-AP-MW-6V | 3/3/2020 12:10 | Conductivity | 934.63 | uS/cm |
| MR-AP-MW-6V | 3/3/2020 12:10 | Depth to Water Detail | 116.13 | ft |
| MR-AP-MW-6V | 3/3/2020 12:10 | DO | 0.7 | mg/L |
| MR-AP-MW-6V | 3/3/2020 12:10 | Oxidation Reduction Potention | -77.62 | mv |
| MR-AP-MW-6V | 3/3/2020 12:10 | pH | 7.1 | pH |
| MR-AP-MW-6V | 3/3/2020 12:10 | Temperature | 18.72 | C |
| MR-AP-MW-6V | 3/3/2020 12:10 | Turbidity | 3.58 | NTU |
| MR-AP-MW-6V | 3/3/2020 12:15 | Conductivity | 913.71 | uS/cm |
| MR-AP-MW-6V | 3/3/2020 12:15 | Depth to Water Detail | 116.13 | ft |

# Alabama Power Company
# Plant Miller Ash Pond

| WELL ID | READING TIME | DESCRIPTION | VALUE | UNIT |
|---|---|---|---|---|
| MR-AP-MW-6V | 3/3/2020 12:15 | DO | 0.66 | mg/L |
| MR-AP-MW-6V | 3/3/2020 12:15 | Oxidation Reduction Potention | -82.21 | mv |
| MR-AP-MW-6V | 3/3/2020 12:15 | pH | 7.13 | pH |
| MR-AP-MW-6V | 3/3/2020 12:15 | Temperature | 18.6 | C |
| MR-AP-MW-6V | 3/3/2020 12:15 | Turbidity | 2.29 | NTU |
| MR-AP-MW-6V | 3/3/2020 12:20 | Conductivity | 905.26 | uS/cm |
| MR-AP-MW-6V | 3/3/2020 12:20 | Depth to Water Detail | 116.13 | ft |
| MR-AP-MW-6V | 3/3/2020 12:20 | DO | 0.64 | mg/L |
| MR-AP-MW-6V | 3/3/2020 12:20 | Oxidation Reduction Potention | -85.26 | mv |
| MR-AP-MW-6V | 3/3/2020 12:20 | pH | 7.14 | pH |
| MR-AP-MW-6V | 3/3/2020 12:20 | Temperature | 18.65 | C |
| MR-AP-MW-6V | 3/3/2020 12:20 | Turbidity | 2.63 | NTU |

# Alabama Power Company
# Plant Miller Ash Pond

| WELL ID | READING TIME | DESCRIPTION | VALUE | UNIT |
|---|---|---|---|---|
| MR-AP-MW-17H | 3/10/2020 9:58 | Conductivity | 474.7 | uS/cm |
| MR-AP-MW-17H | 3/10/2020 9:58 | Depth to Water Detail | 19.61 | ft |
| MR-AP-MW-17H | 3/10/2020 9:58 | DO | 0.21 | mg/L |
| MR-AP-MW-17H | 3/10/2020 9:58 | Oxidation Reduction Potention | -45.09 | mv |
| MR-AP-MW-17H | 3/10/2020 9:58 | pH | 7.05 | pH |
| MR-AP-MW-17H | 3/10/2020 9:58 | Temperature | 16.57 | C |
| MR-AP-MW-17H | 3/10/2020 9:58 | Turbidity | 17.3 | NTU |
| MR-AP-MW-17H | 3/10/2020 10:03 | Conductivity | 474.6 | uS/cm |
| MR-AP-MW-17H | 3/10/2020 10:03 | Depth to Water Detail | 20.04 | ft |
| MR-AP-MW-17H | 3/10/2020 10:03 | DO | 0.18 | mg/L |
| MR-AP-MW-17H | 3/10/2020 10:03 | Oxidation Reduction Potention | -48.14 | mv |
| MR-AP-MW-17H | 3/10/2020 10:03 | pH | 7.07 | pH |
| MR-AP-MW-17H | 3/10/2020 10:03 | Temperature | 16.61 | C |
| MR-AP-MW-17H | 3/10/2020 10:03 | Turbidity | 8.03 | NTU |
| MR-AP-MW-17H | 3/10/2020 10:08 | Conductivity | 475.7 | uS/cm |
| MR-AP-MW-17H | 3/10/2020 10:08 | Depth to Water Detail | 20.22 | ft |
| MR-AP-MW-17H | 3/10/2020 10:08 | DO | 0.18 | mg/L |
| MR-AP-MW-17H | 3/10/2020 10:08 | Oxidation Reduction Potention | -50.5 | mv |
| MR-AP-MW-17H | 3/10/2020 10:08 | pH | 7.08 | pH |
| MR-AP-MW-17H | 3/10/2020 10:08 | Temperature | 16.63 | C |
| MR-AP-MW-17H | 3/10/2020 10:08 | Turbidity | 10.2 | NTU |
| MR-AP-MW-17H | 3/10/2020 10:13 | Conductivity | 537.93 | uS/cm |
| MR-AP-MW-17H | 3/10/2020 10:13 | Depth to Water Detail | 20.35 | ft |
| MR-AP-MW-17H | 3/10/2020 10:13 | DO | 0.17 | mg/L |
| MR-AP-MW-17H | 3/10/2020 10:13 | Oxidation Reduction Potention | -50.42 | mv |
| MR-AP-MW-17H | 3/10/2020 10:13 | pH | 7.07 | pH |
| MR-AP-MW-17H | 3/10/2020 10:13 | Temperature | 16.65 | C |
| MR-AP-MW-17H | 3/10/2020 10:13 | Turbidity | 15.5 | NTU |
| MR-AP-MW-17H | 3/10/2020 10:18 | Conductivity | 576.25 | uS/cm |
| MR-AP-MW-17H | 3/10/2020 10:18 | Depth to Water Detail | 20.41 | ft |
| MR-AP-MW-17H | 3/10/2020 10:18 | DO | 0.17 | mg/L |
| MR-AP-MW-17H | 3/10/2020 10:18 | Oxidation Reduction Potention | -51.77 | mv |
| MR-AP-MW-17H | 3/10/2020 10:18 | pH | 7.05 | pH |
| MR-AP-MW-17H | 3/10/2020 10:18 | Temperature | 16.69 | C |
| MR-AP-MW-17H | 3/10/2020 10:18 | Turbidity | 9.73 | NTU |
| MR-AP-MW-17H | 3/10/2020 10:23 | Conductivity | 590.85 | uS/cm |
| MR-AP-MW-17H | 3/10/2020 10:23 | Depth to Water Detail | 20.46 | ft |
| MR-AP-MW-17H | 3/10/2020 10:23 | DO | 0.17 | mg/L |
| MR-AP-MW-17H | 3/10/2020 10:23 | Oxidation Reduction Potention | -52.86 | mv |
| MR-AP-MW-17H | 3/10/2020 10:23 | pH | 7.04 | pH |
| MR-AP-MW-17H | 3/10/2020 10:23 | Temperature | 16.7 | C |
| MR-AP-MW-17H | 3/10/2020 10:23 | Turbidity | 7.24 | NTU |
| MR-AP-MW-17H | 3/10/2020 10:28 | Conductivity | 589.05 | uS/cm |
| MR-AP-MW-17H | 3/10/2020 10:28 | Depth to Water Detail | 20.49 | ft |

# Alabama Power Company
# Plant Miller Ash Pond

| WELL ID | READING TIME | DESCRIPTION | VALUE | UNIT |
|---|---|---|---|---|
| MR-AP-MW-17H | 3/10/2020 10:28 | DO | 0.17 | mg/L |
| MR-AP-MW-17H | 3/10/2020 10:28 | Oxidation Reduction Potention | -54.19 | mv |
| MR-AP-MW-17H | 3/10/2020 10:28 | pH | 7.04 | pH |
| MR-AP-MW-17H | 3/10/2020 10:28 | Temperature | 16.71 | C |
| MR-AP-MW-17H | 3/10/2020 10:28 | Turbidity | 5.19 | NTU |
| MR-AP-MW-17H | 3/10/2020 10:33 | Conductivity | 589.91 | uS/cm |
| MR-AP-MW-17H | 3/10/2020 10:33 | Depth to Water Detail | 20.51 | ft |
| MR-AP-MW-17H | 3/10/2020 10:33 | DO | 0.17 | mg/L |
| MR-AP-MW-17H | 3/10/2020 10:33 | Oxidation Reduction Potention | -54.99 | mv |
| MR-AP-MW-17H | 3/10/2020 10:33 | pH | 7.04 | pH |
| MR-AP-MW-17H | 3/10/2020 10:33 | Temperature | 16.7 | C |
| MR-AP-MW-17H | 3/10/2020 10:33 | Turbidity | 4.67 | NTU |

# Alabama Power Company
# Plant Miller Ash Pond

| WELL ID | READING TIME | DESCRIPTION | VALUE | UNIT |
|---|---|---|---|---|
| MR-AP-MW-18H | 3/10/2020 7:51 | Conductivity | 1260.96 | uS/cm |
| MR-AP-MW-18H | 3/10/2020 7:51 | Depth to Water Detail | 162.84 | ft |
| MR-AP-MW-18H | 3/10/2020 7:51 | DO | 5.46 | mg/L |
| MR-AP-MW-18H | 3/10/2020 7:51 | Oxidation Reduction Potention | -9.09 | mv |
| MR-AP-MW-18H | 3/10/2020 7:51 | pH | 7.29 | pH |
| MR-AP-MW-18H | 3/10/2020 7:51 | Temperature | 16.05 | C |
| MR-AP-MW-18H | 3/10/2020 7:51 | Turbidity | 1.35 | NTU |
| MR-AP-MW-18H | 3/10/2020 7:56 | Conductivity | 738.74 | uS/cm |
| MR-AP-MW-18H | 3/10/2020 7:56 | Depth to Water Detail | 163.21 | ft |
| MR-AP-MW-18H | 3/10/2020 7:56 | DO | 2.24 | mg/L |
| MR-AP-MW-18H | 3/10/2020 7:56 | Oxidation Reduction Potention | -61.86 | mv |
| MR-AP-MW-18H | 3/10/2020 7:56 | pH | 7.28 | pH |
| MR-AP-MW-18H | 3/10/2020 7:56 | Temperature | 15.99 | C |
| MR-AP-MW-18H | 3/10/2020 7:56 | Turbidity | 1.31 | NTU |
| MR-AP-MW-18H | 3/10/2020 8:01 | Conductivity | 562.09 | uS/cm |
| MR-AP-MW-18H | 3/10/2020 8:01 | Depth to Water Detail | 163.6 | ft |
| MR-AP-MW-18H | 3/10/2020 8:01 | DO | 1.5 | mg/L |
| MR-AP-MW-18H | 3/10/2020 8:01 | Oxidation Reduction Potention | -70.35 | mv |
| MR-AP-MW-18H | 3/10/2020 8:01 | pH | 7.28 | pH |
| MR-AP-MW-18H | 3/10/2020 8:01 | Temperature | 16.03 | C |
| MR-AP-MW-18H | 3/10/2020 8:01 | Turbidity | 1.3 | NTU |
| MR-AP-MW-18H | 3/10/2020 8:06 | Conductivity | 510.63 | uS/cm |
| MR-AP-MW-18H | 3/10/2020 8:06 | Depth to Water Detail | 163.89 | ft |
| MR-AP-MW-18H | 3/10/2020 8:06 | DO | 1.34 | mg/L |
| MR-AP-MW-18H | 3/10/2020 8:06 | Oxidation Reduction Potention | -71.3 | mv |
| MR-AP-MW-18H | 3/10/2020 8:06 | pH | 7.28 | pH |
| MR-AP-MW-18H | 3/10/2020 8:06 | Temperature | 16.03 | C |
| MR-AP-MW-18H | 3/10/2020 8:06 | Turbidity | 1.36 | NTU |
| MR-AP-MW-18H | 3/10/2020 8:11 | Conductivity | 500.12 | uS/cm |
| MR-AP-MW-18H | 3/10/2020 8:11 | Depth to Water Detail | 164.14 | ft |
| MR-AP-MW-18H | 3/10/2020 8:11 | DO | 1.32 | mg/L |
| MR-AP-MW-18H | 3/10/2020 8:11 | Oxidation Reduction Potention | -69.21 | mv |
| MR-AP-MW-18H | 3/10/2020 8:11 | pH | 7.29 | pH |
| MR-AP-MW-18H | 3/10/2020 8:11 | Temperature | 16.03 | C |
| MR-AP-MW-18H | 3/10/2020 8:11 | Turbidity | 1.04 | NTU |
| MR-AP-MW-18H | 3/10/2020 8:16 | Conductivity | 498.73 | uS/cm |
| MR-AP-MW-18H | 3/10/2020 8:16 | Depth to Water Detail | 164.28 | ft |
| MR-AP-MW-18H | 3/10/2020 8:16 | DO | 1.36 | mg/L |
| MR-AP-MW-18H | 3/10/2020 8:16 | Oxidation Reduction Potention | -67.15 | mv |
| MR-AP-MW-18H | 3/10/2020 8:16 | pH | 7.3 | pH |
| MR-AP-MW-18H | 3/10/2020 8:16 | Temperature | 15.98 | C |
| MR-AP-MW-18H | 3/10/2020 8:16 | Turbidity | 1.12 | NTU |
| MR-AP-MW-18H | 3/10/2020 8:21 | Conductivity | 497.26 | uS/cm |
| MR-AP-MW-18H | 3/10/2020 8:21 | Depth to Water Detail | 164.43 | ft |

# Alabama Power Company
# Plant Miller Ash Pond

| WELL ID | READING TIME | DESCRIPTION | VALUE | UNIT |
|---|---|---|---|---|
| MR-AP-MW-18H | 3/10/2020 8:21 | DO | 1.31 | mg/L |
| MR-AP-MW-18H | 3/10/2020 8:21 | Oxidation Reduction Potention | -66 | mv |
| MR-AP-MW-18H | 3/10/2020 8:21 | pH | 7.3 | pH |
| MR-AP-MW-18H | 3/10/2020 8:21 | Temperature | 16 | C |
| MR-AP-MW-18H | 3/10/2020 8:21 | Turbidity | 1.06 | NTU |
| MR-AP-MW-18H | 3/10/2020 8:26 | Conductivity | 497.09 | uS/cm |
| MR-AP-MW-18H | 3/10/2020 8:26 | Depth to Water Detail | 164.52 | ft |
| MR-AP-MW-18H | 3/10/2020 8:26 | DO | 1.31 | mg/L |
| MR-AP-MW-18H | 3/10/2020 8:26 | Oxidation Reduction Potention | -63.76 | mv |
| MR-AP-MW-18H | 3/10/2020 8:26 | pH | 7.28 | pH |
| MR-AP-MW-18H | 3/10/2020 8:26 | Temperature | 16.08 | C |
| MR-AP-MW-18H | 3/10/2020 8:26 | Turbidity | 1.08 | NTU |

# Alabama Power Company
# Plant Miller Ash Pond

| WELL ID | READING TIME | DESCRIPTION | VALUE | UNIT |
|---|---|---|---|---|
| MR-AP-MW-19HA | 3/9/2020 15:35 | Conductivity | 1697.68 | uS/cm |
| MR-AP-MW-19HA | 3/9/2020 15:35 | Depth to Water Detail | 122.92 | ft |
| MR-AP-MW-19HA | 3/9/2020 15:35 | DO | 0.17 | mg/L |
| MR-AP-MW-19HA | 3/9/2020 15:35 | Oxidation Reduction Potention | -313.85 | mv |
| MR-AP-MW-19HA | 3/9/2020 15:35 | pH | 7.93 | pH |
| MR-AP-MW-19HA | 3/9/2020 15:35 | Temperature | 17.74 | C |
| MR-AP-MW-19HA | 3/9/2020 15:35 | Turbidity | 1.86 | NTU |
| MR-AP-MW-19HA | 3/9/2020 15:40 | Conductivity | 1679.85 | uS/cm |
| MR-AP-MW-19HA | 3/9/2020 15:40 | Depth to Water Detail | 124.89 | ft |
| MR-AP-MW-19HA | 3/9/2020 15:40 | DO | 0.07 | mg/L |
| MR-AP-MW-19HA | 3/9/2020 15:40 | Oxidation Reduction Potention | -328.39 | mv |
| MR-AP-MW-19HA | 3/9/2020 15:40 | pH | 7.92 | pH |
| MR-AP-MW-19HA | 3/9/2020 15:40 | Temperature | 17.87 | C |
| MR-AP-MW-19HA | 3/9/2020 15:40 | Turbidity | 1.8 | NTU |
| MR-AP-MW-19HA | 3/9/2020 15:45 | Conductivity | 1533.1 | uS/cm |
| MR-AP-MW-19HA | 3/9/2020 15:45 | Depth to Water Detail | 126.1 | ft |
| MR-AP-MW-19HA | 3/9/2020 15:45 | DO | 0.03 | mg/L |
| MR-AP-MW-19HA | 3/9/2020 15:45 | Oxidation Reduction Potention | -337.99 | mv |
| MR-AP-MW-19HA | 3/9/2020 15:45 | pH | 7.99 | pH |
| MR-AP-MW-19HA | 3/9/2020 15:45 | Temperature | 17.83 | C |
| MR-AP-MW-19HA | 3/9/2020 15:45 | Turbidity | 1.26 | NTU |
| MR-AP-MW-19HA | 3/9/2020 15:50 | Conductivity | 1482.08 | uS/cm |
| MR-AP-MW-19HA | 3/9/2020 15:50 | Depth to Water Detail | 128.8 | ft |
| MR-AP-MW-19HA | 3/9/2020 15:50 | DO | 0.01 | mg/L |
| MR-AP-MW-19HA | 3/9/2020 15:50 | Oxidation Reduction Potention | -340.05 | mv |
| MR-AP-MW-19HA | 3/9/2020 15:50 | pH | 8.01 | pH |
| MR-AP-MW-19HA | 3/9/2020 15:50 | Temperature | 17.72 | C |
| MR-AP-MW-19HA | 3/9/2020 15:50 | Turbidity | 1.35 | NTU |
| MR-AP-MW-19HA | 3/9/2020 15:55 | Conductivity | 1476.56 | uS/cm |
| MR-AP-MW-19HA | 3/9/2020 15:55 | Depth to Water Detail | 130.72 | ft |
| MR-AP-MW-19HA | 3/9/2020 15:55 | DO | 0 | mg/L |
| MR-AP-MW-19HA | 3/9/2020 15:55 | Oxidation Reduction Potention | -344.17 | mv |
| MR-AP-MW-19HA | 3/9/2020 15:55 | pH | 8.03 | pH |
| MR-AP-MW-19HA | 3/9/2020 15:55 | Temperature | 17.88 | C |
| MR-AP-MW-19HA | 3/9/2020 15:55 | Turbidity | 1.22 | NTU |
| MR-AP-MW-19HA | 3/9/2020 16:00 | Conductivity | 1471.42 | uS/cm |
| MR-AP-MW-19HA | 3/9/2020 16:00 | Depth to Water Detail | 132.2 | ft |
| MR-AP-MW-19HA | 3/9/2020 16:00 | DO | 0 | mg/L |
| MR-AP-MW-19HA | 3/9/2020 16:00 | Oxidation Reduction Potention | -345.37 | mv |
| MR-AP-MW-19HA | 3/9/2020 16:00 | pH | 8.02 | pH |
| MR-AP-MW-19HA | 3/9/2020 16:00 | Temperature | 17.74 | C |
| MR-AP-MW-19HA | 3/9/2020 16:00 | Turbidity | 1.25 | NTU |
| MR-AP-MW-19HA | 3/9/2020 16:05 | Conductivity | 1486.95 | uS/cm |
| MR-AP-MW-19HA | 3/9/2020 16:05 | Depth to Water Detail | 133 | ft |

# Alabama Power Company
# Plant Miller Ash Pond

| WELL ID | READING TIME | DESCRIPTION | VALUE | UNIT |
|---|---|---|---|---|
| MR-AP-MW-19HA | 3/9/2020 16:05 | DO | 0 | mg/L |
| MR-AP-MW-19HA | 3/9/2020 16:05 | Oxidation Reduction Potention | -348.24 | mv |
| MR-AP-MW-19HA | 3/9/2020 16:05 | pH | 8.03 | pH |
| MR-AP-MW-19HA | 3/9/2020 16:05 | Temperature | 17.88 | C |
| MR-AP-MW-19HA | 3/9/2020 16:05 | Turbidity | 1.44 | NTU |
| MR-AP-MW-19HA | 3/9/2020 16:10 | Conductivity | 1481.91 | uS/cm |
| MR-AP-MW-19HA | 3/9/2020 16:10 | Depth to Water Detail | 134.75 | ft |
| MR-AP-MW-19HA | 3/9/2020 16:10 | DO | 0 | mg/L |
| MR-AP-MW-19HA | 3/9/2020 16:10 | Oxidation Reduction Potention | -348.34 | mv |
| MR-AP-MW-19HA | 3/9/2020 16:10 | pH | 8 | pH |
| MR-AP-MW-19HA | 3/9/2020 16:10 | Temperature | 17.79 | C |
| MR-AP-MW-19HA | 3/9/2020 16:10 | Turbidity | 6.53 | NTU |
| MR-AP-MW-19HA | 3/9/2020 16:15 | Conductivity | 1494.78 | uS/cm |
| MR-AP-MW-19HA | 3/9/2020 16:15 | Depth to Water Detail | 136 | ft |
| MR-AP-MW-19HA | 3/9/2020 16:15 | DO | 0 | mg/L |
| MR-AP-MW-19HA | 3/9/2020 16:15 | Oxidation Reduction Potention | -349.95 | mv |
| MR-AP-MW-19HA | 3/9/2020 16:15 | pH | 8.03 | pH |
| MR-AP-MW-19HA | 3/9/2020 16:15 | Temperature | 17.85 | C |
| MR-AP-MW-19HA | 3/9/2020 16:15 | Turbidity | 8.29 | NTU |
| MR-AP-MW-19HA | 3/9/2020 16:20 | Conductivity | 1456.77 | uS/cm |
| MR-AP-MW-19HA | 3/9/2020 16:20 | Depth to Water Detail | 137.52 | ft |
| MR-AP-MW-19HA | 3/9/2020 16:20 | DO | 0 | mg/L |
| MR-AP-MW-19HA | 3/9/2020 16:20 | Oxidation Reduction Potention | -348.46 | mv |
| MR-AP-MW-19HA | 3/9/2020 16:20 | pH | 8.02 | pH |
| MR-AP-MW-19HA | 3/9/2020 16:20 | Temperature | 17.85 | C |
| MR-AP-MW-19HA | 3/9/2020 16:20 | Turbidity | 8.09 | NTU |
| MR-AP-MW-19HA | 3/9/2020 16:25 | Conductivity | 1425.44 | uS/cm |
| MR-AP-MW-19HA | 3/9/2020 16:25 | Depth to Water Detail | 138.48 | ft |
| MR-AP-MW-19HA | 3/9/2020 16:25 | DO | 0 | mg/L |
| MR-AP-MW-19HA | 3/9/2020 16:25 | Oxidation Reduction Potention | -349 | mv |
| MR-AP-MW-19HA | 3/9/2020 16:25 | pH | 8.04 | pH |
| MR-AP-MW-19HA | 3/9/2020 16:25 | Temperature | 17.76 | C |
| MR-AP-MW-19HA | 3/9/2020 16:25 | Turbidity | 8.97 | NTU |
| MR-AP-MW-19HA | 3/9/2020 16:30 | Conductivity | 1359.45 | uS/cm |
| MR-AP-MW-19HA | 3/9/2020 16:30 | Depth to Water Detail | 138.9 | ft |
| MR-AP-MW-19HA | 3/9/2020 16:30 | DO | 0 | mg/L |
| MR-AP-MW-19HA | 3/9/2020 16:30 | Oxidation Reduction Potention | -345.98 | mv |
| MR-AP-MW-19HA | 3/9/2020 16:30 | pH | 8.03 | pH |
| MR-AP-MW-19HA | 3/9/2020 16:30 | Temperature | 17.9 | C |
| MR-AP-MW-19HA | 3/9/2020 16:30 | Turbidity | 9.91 | NTU |
| MR-AP-MW-19HA | 3/9/2020 16:35 | Conductivity | 1382.99 | uS/cm |
| MR-AP-MW-19HA | 3/9/2020 16:35 | Depth to Water Detail | 140.65 | ft |
| MR-AP-MW-19HA | 3/9/2020 16:35 | DO | 0 | mg/L |
| MR-AP-MW-19HA | 3/9/2020 16:35 | Oxidation Reduction Potention | -349.66 | mv |

# Alabama Power Company
# Plant Miller Ash Pond

| WELL ID | READING TIME | DESCRIPTION | VALUE | UNIT |
|---|---|---|---|---|
| MR-AP-MW-19HA | 3/9/2020 16:35 | pH | 8.05 | pH |
| MR-AP-MW-19HA | 3/9/2020 16:35 | Temperature | 17.78 | C |
| MR-AP-MW-19HA | 3/9/2020 16:35 | Turbidity | 10.67 | NTU |
| MR-AP-MW-19HA | 3/9/2020 16:40 | Conductivity | 1368.66 | uS/cm |
| MR-AP-MW-19HA | 3/9/2020 16:40 | Depth to Water Detail | 142 | ft |
| MR-AP-MW-19HA | 3/9/2020 16:40 | DO | 0 | mg/L |
| MR-AP-MW-19HA | 3/9/2020 16:40 | Oxidation Reduction Potention | -349.12 | mv |
| MR-AP-MW-19HA | 3/9/2020 16:40 | pH | 8.04 | pH |
| MR-AP-MW-19HA | 3/9/2020 16:40 | Temperature | 17.79 | C |
| MR-AP-MW-19HA | 3/9/2020 16:40 | Turbidity | 11.19 | NTU |
| MR-AP-MW-19HA | 3/9/2020 16:45 | Conductivity | 1404.55 | uS/cm |
| MR-AP-MW-19HA | 3/9/2020 16:45 | Depth to Water Detail | 143.1 | ft |
| MR-AP-MW-19HA | 3/9/2020 16:45 | DO | 0.02 | mg/L |
| MR-AP-MW-19HA | 3/9/2020 16:45 | Oxidation Reduction Potention | -348.94 | mv |
| MR-AP-MW-19HA | 3/9/2020 16:45 | pH | 8.05 | pH |
| MR-AP-MW-19HA | 3/9/2020 16:45 | Temperature | 17.76 | C |
| MR-AP-MW-19HA | 3/9/2020 16:45 | Turbidity | 11.28 | NTU |
| MR-AP-MW-19HA | 3/9/2020 16:50 | Conductivity | 1392.84 | uS/cm |
| MR-AP-MW-19HA | 3/9/2020 16:50 | Depth to Water Detail | 144.15 | ft |
| MR-AP-MW-19HA | 3/9/2020 16:50 | DO | 0 | mg/L |
| MR-AP-MW-19HA | 3/9/2020 16:50 | Oxidation Reduction Potention | -350.45 | mv |
| MR-AP-MW-19HA | 3/9/2020 16:50 | pH | 8.02 | pH |
| MR-AP-MW-19HA | 3/9/2020 16:50 | Temperature | 17.88 | C |
| MR-AP-MW-19HA | 3/9/2020 16:50 | Turbidity | 11.3 | NTU |
| MR-AP-MW-19HA | 3/9/2020 16:55 | Conductivity | 1387.62 | uS/cm |
| MR-AP-MW-19HA | 3/9/2020 16:55 | Depth to Water Detail | 145.01 | ft |
| MR-AP-MW-19HA | 3/9/2020 16:55 | DO | 0 | mg/L |
| MR-AP-MW-19HA | 3/9/2020 16:55 | Oxidation Reduction Potention | -351.97 | mv |
| MR-AP-MW-19HA | 3/9/2020 16:55 | pH | 8.05 | pH |
| MR-AP-MW-19HA | 3/9/2020 16:55 | Temperature | 17.79 | C |
| MR-AP-MW-19HA | 3/9/2020 16:55 | Turbidity | 11.6 | NTU |
| MR-AP-MW-19HA | 3/9/2020 17:00 | Conductivity | 1318.52 | uS/cm |
| MR-AP-MW-19HA | 3/9/2020 17:00 | Depth to Water Detail | 146.1 | ft |
| MR-AP-MW-19HA | 3/9/2020 17:00 | DO | 0 | mg/L |
| MR-AP-MW-19HA | 3/9/2020 17:00 | Oxidation Reduction Potention | -346.58 | mv |
| MR-AP-MW-19HA | 3/9/2020 17:00 | pH | 8.05 | pH |
| MR-AP-MW-19HA | 3/9/2020 17:00 | Temperature | 17.84 | C |
| MR-AP-MW-19HA | 3/9/2020 17:00 | Turbidity | 12.1 | NTU |
| MR-AP-MW-19HA | 3/9/2020 17:05 | Conductivity | 1245.36 | uS/cm |
| MR-AP-MW-19HA | 3/9/2020 17:05 | Depth to Water Detail | 147.2 | ft |
| MR-AP-MW-19HA | 3/9/2020 17:05 | DO | 0 | mg/L |
| MR-AP-MW-19HA | 3/9/2020 17:05 | Oxidation Reduction Potention | -349.31 | mv |
| MR-AP-MW-19HA | 3/9/2020 17:05 | pH | 8.06 | pH |
| MR-AP-MW-19HA | 3/9/2020 17:05 | Temperature | 17.78 | C |

# Alabama Power Company
# Plant Miller Ash Pond

| WELL ID | READING TIME | DESCRIPTION | VALUE | UNIT |
|---|---|---|---|---|
| MR-AP-MW-19HA | 3/9/2020 17:05 | Turbidity | 12.5 | NTU |
| MR-AP-MW-19HA | 3/9/2020 17:10 | Conductivity | 1260.02 | uS/cm |
| MR-AP-MW-19HA | 3/9/2020 17:10 | Depth to Water Detail | 147.9 | ft |
| MR-AP-MW-19HA | 3/9/2020 17:10 | DO | 0 | mg/L |
| MR-AP-MW-19HA | 3/9/2020 17:10 | Oxidation Reduction Potention | -350.44 | mv |
| MR-AP-MW-19HA | 3/9/2020 17:10 | pH | 8.07 | pH |
| MR-AP-MW-19HA | 3/9/2020 17:10 | Temperature | 17.86 | C |
| MR-AP-MW-19HA | 3/9/2020 17:10 | Turbidity | 13.1 | NTU |
| MR-AP-MW-19HA | 3/9/2020 17:15 | Conductivity | 1257.8 | uS/cm |
| MR-AP-MW-19HA | 3/9/2020 17:15 | Depth to Water Detail | 148.75 | ft |
| MR-AP-MW-19HA | 3/9/2020 17:15 | DO | 0 | mg/L |
| MR-AP-MW-19HA | 3/9/2020 17:15 | Oxidation Reduction Potention | -350.06 | mv |
| MR-AP-MW-19HA | 3/9/2020 17:15 | pH | 8.05 | pH |
| MR-AP-MW-19HA | 3/9/2020 17:15 | Temperature | 17.73 | C |
| MR-AP-MW-19HA | 3/9/2020 17:15 | Turbidity | 13.3 | NTU |
| MR-AP-MW-19HA | 3/9/2020 17:20 | Conductivity | 1283.21 | uS/cm |
| MR-AP-MW-19HA | 3/9/2020 17:20 | Depth to Water Detail | 149.6 | ft |
| MR-AP-MW-19HA | 3/9/2020 17:20 | DO | 0 | mg/L |
| MR-AP-MW-19HA | 3/9/2020 17:20 | Oxidation Reduction Potention | -350.29 | mv |
| MR-AP-MW-19HA | 3/9/2020 17:20 | pH | 8.06 | pH |
| MR-AP-MW-19HA | 3/9/2020 17:20 | Temperature | 17.81 | C |
| MR-AP-MW-19HA | 3/9/2020 17:20 | Turbidity | 14.3 | NTU |
| MR-AP-MW-19HA | 3/9/2020 17:25 | Conductivity | 1262.61 | uS/cm |
| MR-AP-MW-19HA | 3/9/2020 17:25 | Depth to Water Detail | 150.45 | ft |
| MR-AP-MW-19HA | 3/9/2020 17:25 | DO | 0 | mg/L |
| MR-AP-MW-19HA | 3/9/2020 17:25 | Oxidation Reduction Potention | -350.38 | mv |
| MR-AP-MW-19HA | 3/9/2020 17:25 | pH | 8.06 | pH |
| MR-AP-MW-19HA | 3/9/2020 17:25 | Temperature | 17.73 | C |
| MR-AP-MW-19HA | 3/9/2020 17:25 | Turbidity | 14.9 | NTU |
| MR-AP-MW-19HA | 3/9/2020 17:30 | Conductivity | 1291.77 | uS/cm |
| MR-AP-MW-19HA | 3/9/2020 17:30 | Depth to Water Detail | 150.45 | ft |
| MR-AP-MW-19HA | 3/9/2020 17:30 | DO | 0 | mg/L |
| MR-AP-MW-19HA | 3/9/2020 17:30 | Oxidation Reduction Potention | -344.65 | mv |
| MR-AP-MW-19HA | 3/9/2020 17:30 | pH | 8.07 | pH |
| MR-AP-MW-19HA | 3/9/2020 17:30 | Temperature | 18.07 | C |
| MR-AP-MW-19HA | 3/9/2020 17:30 | Turbidity | 14 | NTU |
| MR-AP-MW-19HA | 3/9/2020 17:35 | Conductivity | 1257.16 | uS/cm |
| MR-AP-MW-19HA | 3/9/2020 17:35 | Depth to Water Detail | 150.45 | ft |
| MR-AP-MW-19HA | 3/9/2020 17:35 | DO | 0 | mg/L |
| MR-AP-MW-19HA | 3/9/2020 17:35 | Oxidation Reduction Potention | -346.4 | mv |
| MR-AP-MW-19HA | 3/9/2020 17:35 | pH | 8.07 | pH |
| MR-AP-MW-19HA | 3/9/2020 17:35 | Temperature | 18.03 | C |
| MR-AP-MW-19HA | 3/9/2020 17:35 | Turbidity | 14.8 | NTU |
| MR-AP-MW-19HA | 3/9/2020 17:40 | Conductivity | 1285.63 | uS/cm |

# Alabama Power Company
# Plant Miller Ash Pond

| WELL ID | READING TIME | DESCRIPTION | VALUE | UNIT |
|---|---|---|---|---|
| MR-AP-MW-19HA | 3/9/2020 17:40 | Depth to Water Detail | 150.45 | ft |
| MR-AP-MW-19HA | 3/9/2020 17:40 | DO | 0 | mg/L |
| MR-AP-MW-19HA | 3/9/2020 17:40 | Oxidation Reduction Potention | -346.46 | mv |
| MR-AP-MW-19HA | 3/9/2020 17:40 | pH | 8.07 | pH |
| MR-AP-MW-19HA | 3/9/2020 17:40 | Temperature | 18.01 | C |
| MR-AP-MW-19HA | 3/9/2020 17:40 | Turbidity | 14 | NTU |
| MR-AP-MW-19HA | 3/9/2020 17:45 | Conductivity | 1271.45 | uS/cm |
| MR-AP-MW-19HA | 3/9/2020 17:45 | Depth to Water Detail | 149.9 | ft |
| MR-AP-MW-19HA | 3/9/2020 17:45 | DO | 0 | mg/L |
| MR-AP-MW-19HA | 3/9/2020 17:45 | Oxidation Reduction Potention | -346.39 | mv |
| MR-AP-MW-19HA | 3/9/2020 17:45 | pH | 8.06 | pH |
| MR-AP-MW-19HA | 3/9/2020 17:45 | Temperature | 17.93 | C |
| MR-AP-MW-19HA | 3/9/2020 17:45 | Turbidity | 14.9 | NTU |
| MR-AP-MW-19HA | 3/9/2020 17:50 | Conductivity | 1280.16 | uS/cm |
| MR-AP-MW-19HA | 3/9/2020 17:50 | Depth to Water Detail | 149.1 | ft |
| MR-AP-MW-19HA | 3/9/2020 17:50 | DO | 0 | mg/L |
| MR-AP-MW-19HA | 3/9/2020 17:50 | Oxidation Reduction Potention | -347.05 | mv |
| MR-AP-MW-19HA | 3/9/2020 17:50 | pH | 8.06 | pH |
| MR-AP-MW-19HA | 3/9/2020 17:50 | Temperature | 17.98 | C |
| MR-AP-MW-19HA | 3/9/2020 17:50 | Turbidity | 17.2 | NTU |
| MR-AP-MW-19HA | 3/9/2020 17:55 | Conductivity | 1283.92 | uS/cm |
| MR-AP-MW-19HA | 3/9/2020 17:55 | Depth to Water Detail | 149.1 | ft |
| MR-AP-MW-19HA | 3/9/2020 17:55 | DO | 0 | mg/L |
| MR-AP-MW-19HA | 3/9/2020 17:55 | Oxidation Reduction Potention | -345.76 | mv |
| MR-AP-MW-19HA | 3/9/2020 17:55 | pH | 8.05 | pH |
| MR-AP-MW-19HA | 3/9/2020 17:55 | Temperature | 17.92 | C |
| MR-AP-MW-19HA | 3/9/2020 17:55 | Turbidity | 17.4 | NTU |
| MR-AP-MW-19HA | 3/9/2020 18:00 | Conductivity | 1291.59 | uS/cm |
| MR-AP-MW-19HA | 3/9/2020 18:00 | Depth to Water Detail | 148.9 | ft |
| MR-AP-MW-19HA | 3/9/2020 18:00 | DO | 0 | mg/L |
| MR-AP-MW-19HA | 3/9/2020 18:00 | Oxidation Reduction Potention | -343.66 | mv |
| MR-AP-MW-19HA | 3/9/2020 18:00 | pH | 8.06 | pH |
| MR-AP-MW-19HA | 3/9/2020 18:00 | Temperature | 17.92 | C |
| MR-AP-MW-19HA | 3/9/2020 18:00 | Turbidity | 17.4 | NTU |
| MR-AP-MW-19HA | 3/9/2020 18:05 | Conductivity | 1284.05 | uS/cm |
| MR-AP-MW-19HA | 3/9/2020 18:05 | Depth to Water Detail | 148.7 | ft |
| MR-AP-MW-19HA | 3/9/2020 18:05 | DO | 0 | mg/L |
| MR-AP-MW-19HA | 3/9/2020 18:05 | Oxidation Reduction Potention | -341.4 | mv |
| MR-AP-MW-19HA | 3/9/2020 18:05 | pH | 8.05 | pH |
| MR-AP-MW-19HA | 3/9/2020 18:05 | Temperature | 17.84 | C |
| MR-AP-MW-19HA | 3/9/2020 18:05 | Turbidity | 17 | NTU |

# Alabama Power Company
# Plant Miller Ash Pond

| WELL ID | READING TIME | DESCRIPTION | VALUE | UNIT |
|---|---|---|---|---|
| MR-AP-MW-20H | 3/10/2020 13:31 | Conductivity | 1709.26 | uS/cm |
| MR-AP-MW-20H | 3/10/2020 13:31 | Depth to Water Detail | 122.44 | ft |
| MR-AP-MW-20H | 3/10/2020 13:31 | DO | 0.74 | mg/L |
| MR-AP-MW-20H | 3/10/2020 13:31 | Oxidation Reduction Potention | -156.88 | mv |
| MR-AP-MW-20H | 3/10/2020 13:31 | pH | 7.21 | pH |
| MR-AP-MW-20H | 3/10/2020 13:31 | Temperature | 17.5 | C |
| MR-AP-MW-20H | 3/10/2020 13:31 | Turbidity | 6.1 | NTU |
| MR-AP-MW-20H | 3/10/2020 13:36 | Conductivity | 1690.95 | uS/cm |
| MR-AP-MW-20H | 3/10/2020 13:36 | Depth to Water Detail | 122.44 | ft |
| MR-AP-MW-20H | 3/10/2020 13:36 | DO | 0.43 | mg/L |
| MR-AP-MW-20H | 3/10/2020 13:36 | Oxidation Reduction Potention | -148.61 | mv |
| MR-AP-MW-20H | 3/10/2020 13:36 | pH | 7.32 | pH |
| MR-AP-MW-20H | 3/10/2020 13:36 | Temperature | 17.49 | C |
| MR-AP-MW-20H | 3/10/2020 13:36 | Turbidity | 3.56 | NTU |
| MR-AP-MW-20H | 3/10/2020 13:41 | Conductivity | 1673.58 | uS/cm |
| MR-AP-MW-20H | 3/10/2020 13:41 | Depth to Water Detail | 122.44 | ft |
| MR-AP-MW-20H | 3/10/2020 13:41 | DO | 0.4 | mg/L |
| MR-AP-MW-20H | 3/10/2020 13:41 | Oxidation Reduction Potention | -143.27 | mv |
| MR-AP-MW-20H | 3/10/2020 13:41 | pH | 7.35 | pH |
| MR-AP-MW-20H | 3/10/2020 13:41 | Temperature | 17.35 | C |
| MR-AP-MW-20H | 3/10/2020 13:41 | Turbidity | 2.33 | NTU |
| MR-AP-MW-20H | 3/10/2020 13:46 | Conductivity | 1659.5 | uS/cm |
| MR-AP-MW-20H | 3/10/2020 13:46 | Depth to Water Detail | 122.44 | ft |
| MR-AP-MW-20H | 3/10/2020 13:46 | DO | 0.42 | mg/L |
| MR-AP-MW-20H | 3/10/2020 13:46 | Oxidation Reduction Potention | -138.63 | mv |
| MR-AP-MW-20H | 3/10/2020 13:46 | pH | 7.35 | pH |
| MR-AP-MW-20H | 3/10/2020 13:46 | Temperature | 17.31 | C |
| MR-AP-MW-20H | 3/10/2020 13:46 | Turbidity | 1.72 | NTU |

# Alabama Power Company
# Plant Miller Ash Pond

| WELL ID | READING TIME | DESCRIPTION | VALUE | UNIT |
|---|---|---|---|---|
| MR-AP-MW-20HS | 3/10/2020 12:06 | Conductivity | 972.01 | uS/cm |
| MR-AP-MW-20HS | 3/10/2020 12:06 | Depth to Water Detail | 42.84 | ft |
| MR-AP-MW-20HS | 3/10/2020 12:06 | DO | 0.16 | mg/L |
| MR-AP-MW-20HS | 3/10/2020 12:06 | Oxidation Reduction Potention | -88.46 | mv |
| MR-AP-MW-20HS | 3/10/2020 12:06 | pH | 6.48 | pH |
| MR-AP-MW-20HS | 3/10/2020 12:06 | Temperature | 17.06 | C |
| MR-AP-MW-20HS | 3/10/2020 12:06 | Turbidity | 1.13 | NTU |
| MR-AP-MW-20HS | 3/10/2020 12:11 | Conductivity | 982.37 | uS/cm |
| MR-AP-MW-20HS | 3/10/2020 12:11 | Depth to Water Detail | 43.62 | ft |
| MR-AP-MW-20HS | 3/10/2020 12:11 | DO | 0.15 | mg/L |
| MR-AP-MW-20HS | 3/10/2020 12:11 | Oxidation Reduction Potention | -85 | mv |
| MR-AP-MW-20HS | 3/10/2020 12:11 | pH | 6.47 | pH |
| MR-AP-MW-20HS | 3/10/2020 12:11 | Temperature | 17.09 | C |
| MR-AP-MW-20HS | 3/10/2020 12:11 | Turbidity | 0.98 | NTU |
| MR-AP-MW-20HS | 3/10/2020 12:16 | Conductivity | 1021.72 | uS/cm |
| MR-AP-MW-20HS | 3/10/2020 12:16 | Depth to Water Detail | 44.13 | ft |
| MR-AP-MW-20HS | 3/10/2020 12:16 | DO | 0.15 | mg/L |
| MR-AP-MW-20HS | 3/10/2020 12:16 | Oxidation Reduction Potention | -80.19 | mv |
| MR-AP-MW-20HS | 3/10/2020 12:16 | pH | 6.48 | pH |
| MR-AP-MW-20HS | 3/10/2020 12:16 | Temperature | 17.1 | C |
| MR-AP-MW-20HS | 3/10/2020 12:16 | Turbidity | 0.85 | NTU |
| MR-AP-MW-20HS | 3/10/2020 12:21 | Conductivity | 1168.36 | uS/cm |
| MR-AP-MW-20HS | 3/10/2020 12:21 | Depth to Water Detail | 44.23 | ft |
| MR-AP-MW-20HS | 3/10/2020 12:21 | DO | 0.15 | mg/L |
| MR-AP-MW-20HS | 3/10/2020 12:21 | Oxidation Reduction Potention | -72.81 | mv |
| MR-AP-MW-20HS | 3/10/2020 12:21 | pH | 6.47 | pH |
| MR-AP-MW-20HS | 3/10/2020 12:21 | Temperature | 17.06 | C |
| MR-AP-MW-20HS | 3/10/2020 12:21 | Turbidity | 1.2 | NTU |
| MR-AP-MW-20HS | 3/10/2020 12:26 | Conductivity | 1195.41 | uS/cm |
| MR-AP-MW-20HS | 3/10/2020 12:26 | Depth to Water Detail | 44.23 | ft |
| MR-AP-MW-20HS | 3/10/2020 12:26 | DO | 0.15 | mg/L |
| MR-AP-MW-20HS | 3/10/2020 12:26 | Oxidation Reduction Potention | -67.96 | mv |
| MR-AP-MW-20HS | 3/10/2020 12:26 | pH | 6.47 | pH |
| MR-AP-MW-20HS | 3/10/2020 12:26 | Temperature | 17.06 | C |
| MR-AP-MW-20HS | 3/10/2020 12:26 | Turbidity | 1.23 | NTU |
| MR-AP-MW-20HS | 3/10/2020 12:31 | Conductivity | 1210.01 | uS/cm |
| MR-AP-MW-20HS | 3/10/2020 12:31 | Depth to Water Detail | 44.23 | ft |
| MR-AP-MW-20HS | 3/10/2020 12:31 | DO | 0.15 | mg/L |
| MR-AP-MW-20HS | 3/10/2020 12:31 | Oxidation Reduction Potention | -65.26 | mv |
| MR-AP-MW-20HS | 3/10/2020 12:31 | pH | 6.47 | pH |
| MR-AP-MW-20HS | 3/10/2020 12:31 | Temperature | 17.05 | C |
| MR-AP-MW-20HS | 3/10/2020 12:31 | Turbidity | 1.27 | NTU |

# Alabama Power Company
# Plant Miller Ash Pond

| WELL ID | READING TIME | DESCRIPTION | VALUE | UNIT |
|---|---|---|---|---|
| MR-AP-MW-21 | 3/9/2020 13:34 | Conductivity | 760.49 | uS/cm |
| MR-AP-MW-21 | 3/9/2020 13:34 | Depth to Water Detail | 19.63 | ft |
| MR-AP-MW-21 | 3/9/2020 13:34 | DO | 0.88 | mg/L |
| MR-AP-MW-21 | 3/9/2020 13:34 | Oxidation Reduction Potention | -209.92 | mv |
| MR-AP-MW-21 | 3/9/2020 13:34 | pH | 7.55 | pH |
| MR-AP-MW-21 | 3/9/2020 13:34 | Temperature | 19.51 | C |
| MR-AP-MW-21 | 3/9/2020 13:34 | Turbidity | 3.42 | NTU |
| MR-AP-MW-21 | 3/9/2020 13:39 | Conductivity | 880.47 | uS/cm |
| MR-AP-MW-21 | 3/9/2020 13:39 | Depth to Water Detail | 19.63 | ft |
| MR-AP-MW-21 | 3/9/2020 13:39 | DO | 0.75 | mg/L |
| MR-AP-MW-21 | 3/9/2020 13:39 | Oxidation Reduction Potention | -199.39 | mv |
| MR-AP-MW-21 | 3/9/2020 13:39 | pH | 7.67 | pH |
| MR-AP-MW-21 | 3/9/2020 13:39 | Temperature | 19.32 | C |
| MR-AP-MW-21 | 3/9/2020 13:39 | Turbidity | 3.82 | NTU |
| MR-AP-MW-21 | 3/9/2020 13:44 | Conductivity | 892.38 | uS/cm |
| MR-AP-MW-21 | 3/9/2020 13:44 | Depth to Water Detail | 19.63 | ft |
| MR-AP-MW-21 | 3/9/2020 13:44 | DO | 0.67 | mg/L |
| MR-AP-MW-21 | 3/9/2020 13:44 | Oxidation Reduction Potention | -193.39 | mv |
| MR-AP-MW-21 | 3/9/2020 13:44 | pH | 7.7 | pH |
| MR-AP-MW-21 | 3/9/2020 13:44 | Temperature | 19.1 | C |
| MR-AP-MW-21 | 3/9/2020 13:44 | Turbidity | 2.17 | NTU |
| MR-AP-MW-21 | 3/9/2020 13:49 | Conductivity | 888.73 | uS/cm |
| MR-AP-MW-21 | 3/9/2020 13:49 | Depth to Water Detail | 19.63 | ft |
| MR-AP-MW-21 | 3/9/2020 13:49 | DO | 0.61 | mg/L |
| MR-AP-MW-21 | 3/9/2020 13:49 | Oxidation Reduction Potention | -189.55 | mv |
| MR-AP-MW-21 | 3/9/2020 13:49 | pH | 7.7 | pH |
| MR-AP-MW-21 | 3/9/2020 13:49 | Temperature | 19.04 | C |
| MR-AP-MW-21 | 3/9/2020 13:49 | Turbidity | 3.03 | NTU |

# Alabama Power Company
# Plant Miller Ash Pond

| WELL ID | READING TIME | DESCRIPTION | VALUE | UNIT |
|---|---|---|---|---|
| MR-AP-MW-23 | 3/9/2020 15:15 | Conductivity | 7290.51 | uS/cm |
| MR-AP-MW-23 | 3/9/2020 15:15 | Depth to Water Detail | 15.51 | ft |
| MR-AP-MW-23 | 3/9/2020 15:15 | DO | 0.23 | mg/L |
| MR-AP-MW-23 | 3/9/2020 15:15 | Oxidation Reduction Potention | -148.1 | mv |
| MR-AP-MW-23 | 3/9/2020 15:15 | pH | 7.52 | pH |
| MR-AP-MW-23 | 3/9/2020 15:15 | Temperature | 17.62 | C |
| MR-AP-MW-23 | 3/9/2020 15:15 | Turbidity | 10.77 | NTU |
| MR-AP-MW-23 | 3/9/2020 15:20 | Conductivity | 7280.64 | uS/cm |
| MR-AP-MW-23 | 3/9/2020 15:20 | Depth to Water Detail | 16.62 | ft |
| MR-AP-MW-23 | 3/9/2020 15:20 | DO | 0.2 | mg/L |
| MR-AP-MW-23 | 3/9/2020 15:20 | Oxidation Reduction Potention | -151.15 | mv |
| MR-AP-MW-23 | 3/9/2020 15:20 | pH | 7.53 | pH |
| MR-AP-MW-23 | 3/9/2020 15:20 | Temperature | 17.61 | C |
| MR-AP-MW-23 | 3/9/2020 15:20 | Turbidity | 10.55 | NTU |
| MR-AP-MW-23 | 3/9/2020 15:25 | Conductivity | 7254.55 | uS/cm |
| MR-AP-MW-23 | 3/9/2020 15:25 | Depth to Water Detail | 18.53 | ft |
| MR-AP-MW-23 | 3/9/2020 15:25 | DO | 0.17 | mg/L |
| MR-AP-MW-23 | 3/9/2020 15:25 | Oxidation Reduction Potention | -154.2 | mv |
| MR-AP-MW-23 | 3/9/2020 15:25 | pH | 7.54 | pH |
| MR-AP-MW-23 | 3/9/2020 15:25 | Temperature | 17.66 | C |
| MR-AP-MW-23 | 3/9/2020 15:25 | Turbidity | 11.7 | NTU |
| MR-AP-MW-23 | 3/9/2020 15:30 | Conductivity | 7179.82 | uS/cm |
| MR-AP-MW-23 | 3/9/2020 15:30 | Depth to Water Detail | 19.86 | ft |
| MR-AP-MW-23 | 3/9/2020 15:30 | DO | 0.17 | mg/L |
| MR-AP-MW-23 | 3/9/2020 15:30 | Oxidation Reduction Potention | -156.02 | mv |
| MR-AP-MW-23 | 3/9/2020 15:30 | pH | 7.54 | pH |
| MR-AP-MW-23 | 3/9/2020 15:30 | Temperature | 17.68 | C |
| MR-AP-MW-23 | 3/9/2020 15:30 | Turbidity | 12.1 | NTU |
| MR-AP-MW-23 | 3/9/2020 15:35 | Conductivity | 7111.83 | uS/cm |
| MR-AP-MW-23 | 3/9/2020 15:35 | Depth to Water Detail | 21.66 | ft |
| MR-AP-MW-23 | 3/9/2020 15:35 | DO | 0.17 | mg/L |
| MR-AP-MW-23 | 3/9/2020 15:35 | Oxidation Reduction Potention | -157.28 | mv |
| MR-AP-MW-23 | 3/9/2020 15:35 | pH | 7.55 | pH |
| MR-AP-MW-23 | 3/9/2020 15:35 | Temperature | 17.72 | C |
| MR-AP-MW-23 | 3/9/2020 15:35 | Turbidity | 12.74 | NTU |
| MR-AP-MW-23 | 3/9/2020 15:40 | Conductivity | 7100.33 | uS/cm |
| MR-AP-MW-23 | 3/9/2020 15:40 | Depth to Water Detail | 23.04 | ft |
| MR-AP-MW-23 | 3/9/2020 15:40 | DO | 0.17 | mg/L |
| MR-AP-MW-23 | 3/9/2020 15:40 | Oxidation Reduction Potention | -158.07 | mv |
| MR-AP-MW-23 | 3/9/2020 15:40 | pH | 7.56 | pH |
| MR-AP-MW-23 | 3/9/2020 15:40 | Temperature | 17.81 | C |
| MR-AP-MW-23 | 3/9/2020 15:40 | Turbidity | 11.61 | NTU |
| MR-AP-MW-23 | 3/9/2020 15:45 | Conductivity | 7038.05 | uS/cm |
| MR-AP-MW-23 | 3/9/2020 15:45 | Depth to Water Detail | 24.13 | ft |

# Alabama Power Company
# Plant Miller Ash Pond

| WELL ID | READING TIME | DESCRIPTION | VALUE | UNIT |
|---|---|---|---|---|
| MR-AP-MW-23 | 3/9/2020 15:45 | DO | 0.16 | mg/L |
| MR-AP-MW-23 | 3/9/2020 15:45 | Oxidation Reduction Potention | -158.93 | mv |
| MR-AP-MW-23 | 3/9/2020 15:45 | pH | 7.56 | pH |
| MR-AP-MW-23 | 3/9/2020 15:45 | Temperature | 17.88 | C |
| MR-AP-MW-23 | 3/9/2020 15:45 | Turbidity | 11.1 | NTU |
| MR-AP-MW-23 | 3/9/2020 15:50 | Conductivity | 7214.19 | uS/cm |
| MR-AP-MW-23 | 3/9/2020 15:50 | Depth to Water Detail | 25.42 | ft |
| MR-AP-MW-23 | 3/9/2020 15:50 | DO | 0.17 | mg/L |
| MR-AP-MW-23 | 3/9/2020 15:50 | Oxidation Reduction Potention | -159.64 | mv |
| MR-AP-MW-23 | 3/9/2020 15:50 | pH | 7.57 | pH |
| MR-AP-MW-23 | 3/9/2020 15:50 | Temperature | 18.02 | C |
| MR-AP-MW-23 | 3/9/2020 15:50 | Turbidity | 12.37 | NTU |
| MR-AP-MW-23 | 3/9/2020 15:55 | Conductivity | 7236.12 | uS/cm |
| MR-AP-MW-23 | 3/9/2020 15:55 | Depth to Water Detail | 26.84 | ft |
| MR-AP-MW-23 | 3/9/2020 15:55 | DO | 0.16 | mg/L |
| MR-AP-MW-23 | 3/9/2020 15:55 | Oxidation Reduction Potention | -160.46 | mv |
| MR-AP-MW-23 | 3/9/2020 15:55 | pH | 7.58 | pH |
| MR-AP-MW-23 | 3/9/2020 15:55 | Temperature | 18.09 | C |
| MR-AP-MW-23 | 3/9/2020 15:55 | Turbidity | 11.5 | NTU |
| MR-AP-MW-23 | 3/9/2020 16:00 | Conductivity | 7265.62 | uS/cm |
| MR-AP-MW-23 | 3/9/2020 16:00 | Depth to Water Detail | 28.21 | ft |
| MR-AP-MW-23 | 3/9/2020 16:00 | DO | 0.16 | mg/L |
| MR-AP-MW-23 | 3/9/2020 16:00 | Oxidation Reduction Potention | -161.45 | mv |
| MR-AP-MW-23 | 3/9/2020 16:00 | pH | 7.59 | pH |
| MR-AP-MW-23 | 3/9/2020 16:00 | Temperature | 18.08 | C |
| MR-AP-MW-23 | 3/9/2020 16:00 | Turbidity | 11.9 | NTU |
| MR-AP-MW-23 | 3/9/2020 16:05 | Conductivity | 7275.78 | uS/cm |
| MR-AP-MW-23 | 3/9/2020 16:05 | Depth to Water Detail | 29.63 | ft |
| MR-AP-MW-23 | 3/9/2020 16:05 | DO | 0.16 | mg/L |
| MR-AP-MW-23 | 3/9/2020 16:05 | Oxidation Reduction Potention | -161.57 | mv |
| MR-AP-MW-23 | 3/9/2020 16:05 | pH | 7.59 | pH |
| MR-AP-MW-23 | 3/9/2020 16:05 | Temperature | 18.02 | C |
| MR-AP-MW-23 | 3/9/2020 16:05 | Turbidity | 12.98 | NTU |
| MR-AP-MW-23 | 3/9/2020 16:10 | Conductivity | 7314.76 | uS/cm |
| MR-AP-MW-23 | 3/9/2020 16:10 | Depth to Water Detail | 30.4 | ft |
| MR-AP-MW-23 | 3/9/2020 16:10 | DO | 0.16 | mg/L |
| MR-AP-MW-23 | 3/9/2020 16:10 | Oxidation Reduction Potention | -162.08 | mv |
| MR-AP-MW-23 | 3/9/2020 16:10 | pH | 7.59 | pH |
| MR-AP-MW-23 | 3/9/2020 16:10 | Temperature | 18.03 | C |
| MR-AP-MW-23 | 3/9/2020 16:10 | Turbidity | 12.2 | NTU |
| MR-AP-MW-23 | 3/9/2020 16:15 | Conductivity | 7301.2 | uS/cm |
| MR-AP-MW-23 | 3/9/2020 16:15 | Depth to Water Detail | 31.78 | ft |
| MR-AP-MW-23 | 3/9/2020 16:15 | DO | 0.16 | mg/L |
| MR-AP-MW-23 | 3/9/2020 16:15 | Oxidation Reduction Potention | -162.58 | mv |

# Alabama Power Company
# Plant Miller Ash Pond

| WELL ID | READING TIME | DESCRIPTION | VALUE | UNIT |
|---|---|---|---|---|
| MR-AP-MW-23 | 3/9/2020 16:15 | pH | 7.59 | pH |
| MR-AP-MW-23 | 3/9/2020 16:15 | Temperature | 18.09 | C |
| MR-AP-MW-23 | 3/9/2020 16:15 | Turbidity | 11.1 | NTU |
| MR-AP-MW-23 | 3/9/2020 16:20 | Conductivity | 7195.86 | uS/cm |
| MR-AP-MW-23 | 3/9/2020 16:20 | Depth to Water Detail | 32.93 | ft |
| MR-AP-MW-23 | 3/9/2020 16:20 | DO | 0.16 | mg/L |
| MR-AP-MW-23 | 3/9/2020 16:20 | Oxidation Reduction Potention | -162.44 | mv |
| MR-AP-MW-23 | 3/9/2020 16:20 | pH | 7.6 | pH |
| MR-AP-MW-23 | 3/9/2020 16:20 | Temperature | 18.03 | C |
| MR-AP-MW-23 | 3/9/2020 16:20 | Turbidity | 12.7 | NTU |
| MR-AP-MW-23 | 3/9/2020 16:25 | Conductivity | 7208.76 | uS/cm |
| MR-AP-MW-23 | 3/9/2020 16:25 | Depth to Water Detail | 35.33 | ft |
| MR-AP-MW-23 | 3/9/2020 16:25 | DO | 0.08 | mg/L |
| MR-AP-MW-23 | 3/9/2020 16:25 | Oxidation Reduction Potention | -162.95 | mv |
| MR-AP-MW-23 | 3/9/2020 16:25 | pH | 7.59 | pH |
| MR-AP-MW-23 | 3/9/2020 16:25 | Temperature | 17.78 | C |
| MR-AP-MW-23 | 3/9/2020 16:25 | Turbidity | 13 | NTU |
| MR-AP-MW-23 | 3/9/2020 16:30 | Conductivity | 7238.04 | uS/cm |
| MR-AP-MW-23 | 3/9/2020 16:30 | Depth to Water Detail | 38.42 | ft |
| MR-AP-MW-23 | 3/9/2020 16:30 | DO | 0.07 | mg/L |
| MR-AP-MW-23 | 3/9/2020 16:30 | Oxidation Reduction Potention | -164.92 | mv |
| MR-AP-MW-23 | 3/9/2020 16:30 | pH | 7.59 | pH |
| MR-AP-MW-23 | 3/9/2020 16:30 | Temperature | 17.84 | C |
| MR-AP-MW-23 | 3/9/2020 16:30 | Turbidity | 17.8 | NTU |
| MR-AP-MW-23 | 3/9/2020 16:35 | Conductivity | 7225.72 | uS/cm |
| MR-AP-MW-23 | 3/9/2020 16:35 | Depth to Water Detail | 41.38 | ft |
| MR-AP-MW-23 | 3/9/2020 16:35 | DO | 0.07 | mg/L |
| MR-AP-MW-23 | 3/9/2020 16:35 | Oxidation Reduction Potention | -166.36 | mv |
| MR-AP-MW-23 | 3/9/2020 16:35 | pH | 7.6 | pH |
| MR-AP-MW-23 | 3/9/2020 16:35 | Temperature | 17.75 | C |
| MR-AP-MW-23 | 3/9/2020 16:35 | Turbidity | 21 | NTU |
| MR-AP-MW-23 | 3/9/2020 16:40 | Conductivity | 7271.96 | uS/cm |
| MR-AP-MW-23 | 3/9/2020 16:40 | Depth to Water Detail | 44.49 | ft |
| MR-AP-MW-23 | 3/9/2020 16:40 | DO | 0.07 | mg/L |
| MR-AP-MW-23 | 3/9/2020 16:40 | Oxidation Reduction Potention | -166.65 | mv |
| MR-AP-MW-23 | 3/9/2020 16:40 | pH | 7.6 | pH |
| MR-AP-MW-23 | 3/9/2020 16:40 | Temperature | 17.75 | C |
| MR-AP-MW-23 | 3/9/2020 16:40 | Turbidity | 17.5 | NTU |
| MR-AP-MW-23 | 3/9/2020 16:45 | Conductivity | 7236.32 | uS/cm |
| MR-AP-MW-23 | 3/9/2020 16:45 | Depth to Water Detail | 46.93 | ft |
| MR-AP-MW-23 | 3/9/2020 16:45 | DO | 0.08 | mg/L |
| MR-AP-MW-23 | 3/9/2020 16:45 | Oxidation Reduction Potention | -166.92 | mv |
| MR-AP-MW-23 | 3/9/2020 16:45 | pH | 7.6 | pH |
| MR-AP-MW-23 | 3/9/2020 16:45 | Temperature | 17.73 | C |

# Alabama Power Company
# Plant Miller Ash Pond

| WELL ID | READING TIME | DESCRIPTION | VALUE | UNIT |
|---|---|---|---|---|
| MR-AP-MW-23 | 3/9/2020 16:45 | Turbidity | 18.5 | NTU |
| MR-AP-MW-23 | 3/9/2020 16:50 | Conductivity | 7211.97 | uS/cm |
| MR-AP-MW-23 | 3/9/2020 16:50 | Depth to Water Detail | 49.82 | ft |
| MR-AP-MW-23 | 3/9/2020 16:50 | DO | 0.08 | mg/L |
| MR-AP-MW-23 | 3/9/2020 16:50 | Oxidation Reduction Potention | -167.02 | mv |
| MR-AP-MW-23 | 3/9/2020 16:50 | pH | 7.6 | pH |
| MR-AP-MW-23 | 3/9/2020 16:50 | Temperature | 17.72 | C |
| MR-AP-MW-23 | 3/9/2020 16:50 | Turbidity | 17.8 | NTU |
| MR-AP-MW-23 | 3/9/2020 16:55 | Conductivity | 7194.08 | uS/cm |
| MR-AP-MW-23 | 3/9/2020 16:55 | Depth to Water Detail | 51.56 | ft |
| MR-AP-MW-23 | 3/9/2020 16:55 | DO | 0.08 | mg/L |
| MR-AP-MW-23 | 3/9/2020 16:55 | Oxidation Reduction Potention | -167.03 | mv |
| MR-AP-MW-23 | 3/9/2020 16:55 | pH | 7.6 | pH |
| MR-AP-MW-23 | 3/9/2020 16:55 | Temperature | 17.68 | C |
| MR-AP-MW-23 | 3/9/2020 16:55 | Turbidity | 17.3 | NTU |
| MR-AP-MW-23 | 3/9/2020 17:00 | Conductivity | 7172.24 | uS/cm |
| MR-AP-MW-23 | 3/9/2020 17:00 | Depth to Water Detail | 54.74 | ft |
| MR-AP-MW-23 | 3/9/2020 17:00 | DO | 0.09 | mg/L |
| MR-AP-MW-23 | 3/9/2020 17:00 | Oxidation Reduction Potention | -166.31 | mv |
| MR-AP-MW-23 | 3/9/2020 17:00 | pH | 7.59 | pH |
| MR-AP-MW-23 | 3/9/2020 17:00 | Temperature | 17.62 | C |
| MR-AP-MW-23 | 3/9/2020 17:00 | Turbidity | 13.3 | NTU |
| MR-AP-MW-23 | 3/9/2020 17:05 | Conductivity | 7197.36 | uS/cm |
| MR-AP-MW-23 | 3/9/2020 17:05 | Depth to Water Detail | 55.24 | ft |
| MR-AP-MW-23 | 3/9/2020 17:05 | DO | 0.26 | mg/L |
| MR-AP-MW-23 | 3/9/2020 17:05 | Oxidation Reduction Potention | -158.65 | mv |
| MR-AP-MW-23 | 3/9/2020 17:05 | pH | 7.59 | pH |
| MR-AP-MW-23 | 3/9/2020 17:05 | Temperature | 18.04 | C |
| MR-AP-MW-23 | 3/9/2020 17:05 | Turbidity | 12.76 | NTU |
| MR-AP-MW-23 | 3/9/2020 17:10 | Conductivity | 7496.7 | uS/cm |
| MR-AP-MW-23 | 3/9/2020 17:10 | Depth to Water Detail | 55.36 | ft |
| MR-AP-MW-23 | 3/9/2020 17:10 | DO | 0.32 | mg/L |
| MR-AP-MW-23 | 3/9/2020 17:10 | Oxidation Reduction Potention | -157.37 | mv |
| MR-AP-MW-23 | 3/9/2020 17:10 | pH | 7.6 | pH |
| MR-AP-MW-23 | 3/9/2020 17:10 | Temperature | 18.11 | C |
| MR-AP-MW-23 | 3/9/2020 17:10 | Turbidity | 5.76 | NTU |
| MR-AP-MW-23 | 3/9/2020 17:15 | Conductivity | 7574.55 | uS/cm |
| MR-AP-MW-23 | 3/9/2020 17:15 | Depth to Water Detail | 55.38 | ft |
| MR-AP-MW-23 | 3/9/2020 17:15 | DO | 0.33 | mg/L |
| MR-AP-MW-23 | 3/9/2020 17:15 | Oxidation Reduction Potention | -155.77 | mv |
| MR-AP-MW-23 | 3/9/2020 17:15 | pH | 7.6 | pH |
| MR-AP-MW-23 | 3/9/2020 17:15 | Temperature | 18.01 | C |
| MR-AP-MW-23 | 3/9/2020 17:15 | Turbidity | 4.89 | NTU |
| MR-AP-MW-23 | 3/9/2020 17:20 | Conductivity | 7665.09 | uS/cm |

# Alabama Power Company
# Plant Miller Ash Pond

| WELL ID | READING TIME | DESCRIPTION | VALUE | UNIT |
|---|---|---|---|---|
| MR-AP-MW-23 | 3/9/2020 17:20 | Depth to Water Detail | 55.38 | ft |
| MR-AP-MW-23 | 3/9/2020 17:20 | DO | 0.33 | mg/L |
| MR-AP-MW-23 | 3/9/2020 17:20 | Oxidation Reduction Potention | -154.57 | mv |
| MR-AP-MW-23 | 3/9/2020 17:20 | pH | 7.6 | pH |
| MR-AP-MW-23 | 3/9/2020 17:20 | Temperature | 17.82 | C |
| MR-AP-MW-23 | 3/9/2020 17:20 | Turbidity | 5.79 | NTU |

# Alabama Power Company
# Plant Miller Ash Pond

| WELL ID | READING TIME | DESCRIPTION | VALUE | UNIT |
|---|---|---|---|---|
| MR-AP-MW-28H | 3/9/2020 14:32 | Conductivity | 512.21 | uS/cm |
| MR-AP-MW-28H | 3/9/2020 14:32 | Depth to Water Detail | 80.71 | ft |
| MR-AP-MW-28H | 3/9/2020 14:32 | DO | 1.16 | mg/L |
| MR-AP-MW-28H | 3/9/2020 14:32 | Oxidation Reduction Potention | -2.46 | mv |
| MR-AP-MW-28H | 3/9/2020 14:32 | pH | 6.78 | pH |
| MR-AP-MW-28H | 3/9/2020 14:32 | Temperature | 19.1 | C |
| MR-AP-MW-28H | 3/9/2020 14:32 | Turbidity | 6.33 | NTU |
| MR-AP-MW-28H | 3/9/2020 14:37 | Conductivity | 510.33 | uS/cm |
| MR-AP-MW-28H | 3/9/2020 14:37 | Depth to Water Detail | 81.29 | ft |
| MR-AP-MW-28H | 3/9/2020 14:37 | DO | 0.81 | mg/L |
| MR-AP-MW-28H | 3/9/2020 14:37 | Oxidation Reduction Potention | -5.02 | mv |
| MR-AP-MW-28H | 3/9/2020 14:37 | pH | 6.79 | pH |
| MR-AP-MW-28H | 3/9/2020 14:37 | Temperature | 18.97 | C |
| MR-AP-MW-28H | 3/9/2020 14:37 | Turbidity | 4.02 | NTU |
| MR-AP-MW-28H | 3/9/2020 14:42 | Conductivity | 510.03 | uS/cm |
| MR-AP-MW-28H | 3/9/2020 14:42 | Depth to Water Detail | 81.76 | ft |
| MR-AP-MW-28H | 3/9/2020 14:42 | DO | 0.71 | mg/L |
| MR-AP-MW-28H | 3/9/2020 14:42 | Oxidation Reduction Potention | -5.88 | mv |
| MR-AP-MW-28H | 3/9/2020 14:42 | pH | 6.78 | pH |
| MR-AP-MW-28H | 3/9/2020 14:42 | Temperature | 18.86 | C |
| MR-AP-MW-28H | 3/9/2020 14:42 | Turbidity | 2.41 | NTU |
| MR-AP-MW-28H | 3/9/2020 14:47 | Conductivity | 508.13 | uS/cm |
| MR-AP-MW-28H | 3/9/2020 14:47 | Depth to Water Detail | 82.13 | ft |
| MR-AP-MW-28H | 3/9/2020 14:47 | DO | 0.65 | mg/L |
| MR-AP-MW-28H | 3/9/2020 14:47 | Oxidation Reduction Potention | -6.77 | mv |
| MR-AP-MW-28H | 3/9/2020 14:47 | pH | 6.79 | pH |
| MR-AP-MW-28H | 3/9/2020 14:47 | Temperature | 18.72 | C |
| MR-AP-MW-28H | 3/9/2020 14:47 | Turbidity | 4.57 | NTU |
| MR-AP-MW-28H | 3/9/2020 14:52 | Conductivity | 508.37 | uS/cm |
| MR-AP-MW-28H | 3/9/2020 14:52 | Depth to Water Detail | 82.54 | ft |
| MR-AP-MW-28H | 3/9/2020 14:52 | DO | 0.63 | mg/L |
| MR-AP-MW-28H | 3/9/2020 14:52 | Oxidation Reduction Potention | -6.98 | mv |
| MR-AP-MW-28H | 3/9/2020 14:52 | pH | 6.8 | pH |
| MR-AP-MW-28H | 3/9/2020 14:52 | Temperature | 18.75 | C |
| MR-AP-MW-28H | 3/9/2020 14:52 | Turbidity | 3.48 | NTU |
| MR-AP-MW-28H | 3/9/2020 14:57 | Conductivity | 510.97 | uS/cm |
| MR-AP-MW-28H | 3/9/2020 14:57 | Depth to Water Detail | 82.84 | ft |
| MR-AP-MW-28H | 3/9/2020 14:57 | DO | 0.61 | mg/L |
| MR-AP-MW-28H | 3/9/2020 14:57 | Oxidation Reduction Potention | -6.9 | mv |
| MR-AP-MW-28H | 3/9/2020 14:57 | pH | 6.8 | pH |
| MR-AP-MW-28H | 3/9/2020 14:57 | Temperature | 18.81 | C |
| MR-AP-MW-28H | 3/9/2020 14:57 | Turbidity | 5.09 | NTU |
| MR-AP-MW-28H | 3/9/2020 15:02 | Conductivity | 511.57 | uS/cm |
| MR-AP-MW-28H | 3/9/2020 15:02 | Depth to Water Detail | 83.18 | ft |

# Alabama Power Company
# Plant Miller Ash Pond

| WELL ID | READING TIME | DESCRIPTION | VALUE | UNIT |
|---|---|---|---|---|
| MR-AP-MW-28H | 3/9/2020 15:02 | DO | 0.6 | mg/L |
| MR-AP-MW-28H | 3/9/2020 15:02 | Oxidation Reduction Potention | -6.89 | mv |
| MR-AP-MW-28H | 3/9/2020 15:02 | pH | 6.8 | pH |
| MR-AP-MW-28H | 3/9/2020 15:02 | Temperature | 18.84 | C |
| MR-AP-MW-28H | 3/9/2020 15:02 | Turbidity | 3.61 | NTU |
| MR-AP-MW-28H | 3/9/2020 15:07 | Conductivity | 510.66 | uS/cm |
| MR-AP-MW-28H | 3/9/2020 15:07 | Depth to Water Detail | 83.47 | ft |
| MR-AP-MW-28H | 3/9/2020 15:07 | DO | 0.59 | mg/L |
| MR-AP-MW-28H | 3/9/2020 15:07 | Oxidation Reduction Potention | -7.27 | mv |
| MR-AP-MW-28H | 3/9/2020 15:07 | pH | 6.79 | pH |
| MR-AP-MW-28H | 3/9/2020 15:07 | Temperature | 18.83 | C |
| MR-AP-MW-28H | 3/9/2020 15:07 | Turbidity | 4.42 | NTU |
| MR-AP-MW-28H | 3/9/2020 15:12 | Conductivity | 509.13 | uS/cm |
| MR-AP-MW-28H | 3/9/2020 15:12 | Depth to Water Detail | 83.6 | ft |
| MR-AP-MW-28H | 3/9/2020 15:12 | DO | 0.64 | mg/L |
| MR-AP-MW-28H | 3/9/2020 15:12 | Oxidation Reduction Potention | -7.21 | mv |
| MR-AP-MW-28H | 3/9/2020 15:12 | pH | 6.8 | pH |
| MR-AP-MW-28H | 3/9/2020 15:12 | Temperature | 18.93 | C |
| MR-AP-MW-28H | 3/9/2020 15:12 | Turbidity | 4.05 | NTU |
| MR-AP-MW-28H | 3/9/2020 15:17 | Conductivity | 508.74 | uS/cm |
| MR-AP-MW-28H | 3/9/2020 15:17 | Depth to Water Detail | 83.71 | ft |
| MR-AP-MW-28H | 3/9/2020 15:17 | DO | 0.67 | mg/L |
| MR-AP-MW-28H | 3/9/2020 15:17 | Oxidation Reduction Potention | -7.18 | mv |
| MR-AP-MW-28H | 3/9/2020 15:17 | pH | 6.8 | pH |
| MR-AP-MW-28H | 3/9/2020 15:17 | Temperature | 18.86 | C |
| MR-AP-MW-28H | 3/9/2020 15:17 | Turbidity | 2.55 | NTU |
| MR-AP-MW-28H | 3/9/2020 15:22 | Conductivity | 508.83 | uS/cm |
| MR-AP-MW-28H | 3/9/2020 15:22 | Depth to Water Detail | 83.75 | ft |
| MR-AP-MW-28H | 3/9/2020 15:22 | DO | 0.68 | mg/L |
| MR-AP-MW-28H | 3/9/2020 15:22 | Oxidation Reduction Potention | -6.73 | mv |
| MR-AP-MW-28H | 3/9/2020 15:22 | pH | 6.8 | pH |
| MR-AP-MW-28H | 3/9/2020 15:22 | Temperature | 18.86 | C |
| MR-AP-MW-28H | 3/9/2020 15:22 | Turbidity | 2.07 | NTU |

# Alabama Power Company
# Plant Miller Ash Pond

| WELL ID | READING TIME | DESCRIPTION | VALUE | UNIT |
|---|---|---|---|---|
| MR-AP-MW-30H | 3/10/2020 11:40 | Conductivity | 2302.33 | uS/cm |
| MR-AP-MW-30H | 3/10/2020 11:40 | Depth to Water Detail | 241.3 | ft |
| MR-AP-MW-30H | 3/10/2020 11:40 | DO | 0.01 | mg/L |
| MR-AP-MW-30H | 3/10/2020 11:40 | Oxidation Reduction Potention | -284.18 | mv |
| MR-AP-MW-30H | 3/10/2020 11:40 | pH | 6.99 | pH |
| MR-AP-MW-30H | 3/10/2020 11:40 | Temperature | 17.17 | C |
| MR-AP-MW-30H | 3/10/2020 11:40 | Turbidity | 4.83 | NTU |
| MR-AP-MW-30H | 3/10/2020 11:45 | Conductivity | 2228.06 | uS/cm |
| MR-AP-MW-30H | 3/10/2020 11:45 | Depth to Water Detail | 241.75 | ft |
| MR-AP-MW-30H | 3/10/2020 11:45 | DO | 0 | mg/L |
| MR-AP-MW-30H | 3/10/2020 11:45 | Oxidation Reduction Potention | -284.49 | mv |
| MR-AP-MW-30H | 3/10/2020 11:45 | pH | 6.99 | pH |
| MR-AP-MW-30H | 3/10/2020 11:45 | Temperature | 17.2 | C |
| MR-AP-MW-30H | 3/10/2020 11:45 | Turbidity | 4.11 | NTU |
| MR-AP-MW-30H | 3/10/2020 11:50 | Conductivity | 2168.54 | uS/cm |
| MR-AP-MW-30H | 3/10/2020 11:50 | Depth to Water Detail | 242.3 | ft |
| MR-AP-MW-30H | 3/10/2020 11:50 | DO | 0.01 | mg/L |
| MR-AP-MW-30H | 3/10/2020 11:50 | Oxidation Reduction Potention | -279.91 | mv |
| MR-AP-MW-30H | 3/10/2020 11:50 | pH | 6.99 | pH |
| MR-AP-MW-30H | 3/10/2020 11:50 | Temperature | 17.16 | C |
| MR-AP-MW-30H | 3/10/2020 11:50 | Turbidity | 3.46 | NTU |
| MR-AP-MW-30H | 3/10/2020 11:55 | Conductivity | 2155.68 | uS/cm |
| MR-AP-MW-30H | 3/10/2020 11:55 | Depth to Water Detail | 242.12 | ft |
| MR-AP-MW-30H | 3/10/2020 11:55 | DO | 0.03 | mg/L |
| MR-AP-MW-30H | 3/10/2020 11:55 | Oxidation Reduction Potention | -276.08 | mv |
| MR-AP-MW-30H | 3/10/2020 11:55 | pH | 6.98 | pH |
| MR-AP-MW-30H | 3/10/2020 11:55 | Temperature | 17.12 | C |
| MR-AP-MW-30H | 3/10/2020 11:55 | Turbidity | 3.56 | NTU |
| MR-AP-MW-30H | 3/10/2020 12:00 | Conductivity | 2064.79 | uS/cm |
| MR-AP-MW-30H | 3/10/2020 12:00 | Depth to Water Detail | 243.72 | ft |
| MR-AP-MW-30H | 3/10/2020 12:00 | DO | 0 | mg/L |
| MR-AP-MW-30H | 3/10/2020 12:00 | Oxidation Reduction Potention | -282.78 | mv |
| MR-AP-MW-30H | 3/10/2020 12:00 | pH | 6.98 | pH |
| MR-AP-MW-30H | 3/10/2020 12:00 | Temperature | 17.23 | C |
| MR-AP-MW-30H | 3/10/2020 12:00 | Turbidity | 3.58 | NTU |
| MR-AP-MW-30H | 3/10/2020 12:05 | Conductivity | 2012.46 | uS/cm |
| MR-AP-MW-30H | 3/10/2020 12:05 | Depth to Water Detail | 244.9 | ft |
| MR-AP-MW-30H | 3/10/2020 12:05 | DO | 0 | mg/L |
| MR-AP-MW-30H | 3/10/2020 12:05 | Oxidation Reduction Potention | -285.35 | mv |
| MR-AP-MW-30H | 3/10/2020 12:05 | pH | 6.96 | pH |
| MR-AP-MW-30H | 3/10/2020 12:05 | Temperature | 17.2 | C |
| MR-AP-MW-30H | 3/10/2020 12:05 | Turbidity | 3.61 | NTU |
| MR-AP-MW-30H | 3/10/2020 12:10 | Conductivity | 2034.18 | uS/cm |
| MR-AP-MW-30H | 3/10/2020 12:10 | Depth to Water Detail | 246.75 | ft |

# Alabama Power Company
# Plant Miller Ash Pond

| WELL ID | READING TIME | DESCRIPTION | VALUE | UNIT |
|---|---|---|---|---|
| MR-AP-MW-30H | 3/10/2020 12:10 | DO | 0 | mg/L |
| MR-AP-MW-30H | 3/10/2020 12:10 | Oxidation Reduction Potention | -285.89 | mv |
| MR-AP-MW-30H | 3/10/2020 12:10 | pH | 6.94 | pH |
| MR-AP-MW-30H | 3/10/2020 12:10 | Temperature | 17.22 | C |
| MR-AP-MW-30H | 3/10/2020 12:10 | Turbidity | 3.18 | NTU |
| MR-AP-MW-30H | 3/10/2020 12:15 | Conductivity | 1981.71 | uS/cm |
| MR-AP-MW-30H | 3/10/2020 12:15 | Depth to Water Detail | 247.65 | ft |
| MR-AP-MW-30H | 3/10/2020 12:15 | DO | 0 | mg/L |
| MR-AP-MW-30H | 3/10/2020 12:15 | Oxidation Reduction Potention | -286.98 | mv |
| MR-AP-MW-30H | 3/10/2020 12:15 | pH | 6.95 | pH |
| MR-AP-MW-30H | 3/10/2020 12:15 | Temperature | 17.28 | C |
| MR-AP-MW-30H | 3/10/2020 12:15 | Turbidity | 3.2 | NTU |
| MR-AP-MW-30H | 3/10/2020 12:20 | Conductivity | 1946.55 | uS/cm |
| MR-AP-MW-30H | 3/10/2020 12:20 | Depth to Water Detail | 249.1 | ft |
| MR-AP-MW-30H | 3/10/2020 12:20 | DO | 0 | mg/L |
| MR-AP-MW-30H | 3/10/2020 12:20 | Oxidation Reduction Potention | -285.94 | mv |
| MR-AP-MW-30H | 3/10/2020 12:20 | pH | 6.93 | pH |
| MR-AP-MW-30H | 3/10/2020 12:20 | Temperature | 17.28 | C |
| MR-AP-MW-30H | 3/10/2020 12:20 | Turbidity | 3.15 | NTU |
| MR-AP-MW-30H | 3/10/2020 12:25 | Conductivity | 2063.32 | uS/cm |
| MR-AP-MW-30H | 3/10/2020 12:25 | Depth to Water Detail | 250.15 | ft |
| MR-AP-MW-30H | 3/10/2020 12:25 | DO | 0 | mg/L |
| MR-AP-MW-30H | 3/10/2020 12:25 | Oxidation Reduction Potention | -283.82 | mv |
| MR-AP-MW-30H | 3/10/2020 12:25 | pH | 6.92 | pH |
| MR-AP-MW-30H | 3/10/2020 12:25 | Temperature | 17.29 | C |
| MR-AP-MW-30H | 3/10/2020 12:25 | Turbidity | 4.61 | NTU |
| MR-AP-MW-30H | 3/10/2020 12:30 | Conductivity | 2015.23 | uS/cm |
| MR-AP-MW-30H | 3/10/2020 12:30 | Depth to Water Detail | 250.15 | ft |
| MR-AP-MW-30H | 3/10/2020 12:30 | DO | 0 | mg/L |
| MR-AP-MW-30H | 3/10/2020 12:30 | Oxidation Reduction Potention | -281.52 | mv |
| MR-AP-MW-30H | 3/10/2020 12:30 | pH | 6.92 | pH |
| MR-AP-MW-30H | 3/10/2020 12:30 | Temperature | 17.27 | C |
| MR-AP-MW-30H | 3/10/2020 12:30 | Turbidity | 3.62 | NTU |
| MR-AP-MW-30H | 3/10/2020 12:35 | Conductivity | 1996.42 | uS/cm |
| MR-AP-MW-30H | 3/10/2020 12:35 | Depth to Water Detail | 249.4 | ft |
| MR-AP-MW-30H | 3/10/2020 12:35 | DO | 0.02 | mg/L |
| MR-AP-MW-30H | 3/10/2020 12:35 | Oxidation Reduction Potention | -272.49 | mv |
| MR-AP-MW-30H | 3/10/2020 12:35 | pH | 6.91 | pH |
| MR-AP-MW-30H | 3/10/2020 12:35 | Temperature | 17.27 | C |
| MR-AP-MW-30H | 3/10/2020 12:35 | Turbidity | 3.06 | NTU |
| MR-AP-MW-30H | 3/10/2020 12:40 | Conductivity | 1958.62 | uS/cm |
| MR-AP-MW-30H | 3/10/2020 12:40 | Depth to Water Detail | 248.7 | ft |
| MR-AP-MW-30H | 3/10/2020 12:40 | DO | 0.04 | mg/L |
| MR-AP-MW-30H | 3/10/2020 12:40 | Oxidation Reduction Potention | -267.76 | mv |

# Alabama Power Company
# Plant Miller Ash Pond

| WELL ID | READING TIME | DESCRIPTION | VALUE | UNIT |
|---|---|---|---|---|
| MR-AP-MW-30H | 3/10/2020 12:40 | pH | 6.91 | pH |
| MR-AP-MW-30H | 3/10/2020 12:40 | Temperature | 17.19 | C |
| MR-AP-MW-30H | 3/10/2020 12:40 | Turbidity | 3.23 | NTU |
| MR-AP-MW-30H | 3/10/2020 12:45 | Conductivity | 1930.02 | uS/cm |
| MR-AP-MW-30H | 3/10/2020 12:45 | Depth to Water Detail | 247.9 | ft |
| MR-AP-MW-30H | 3/10/2020 12:45 | DO | 0.04 | mg/L |
| MR-AP-MW-30H | 3/10/2020 12:45 | Oxidation Reduction Potention | -266.54 | mv |
| MR-AP-MW-30H | 3/10/2020 12:45 | pH | 6.91 | pH |
| MR-AP-MW-30H | 3/10/2020 12:45 | Temperature | 17.25 | C |
| MR-AP-MW-30H | 3/10/2020 12:45 | Turbidity | 3.22 | NTU |

# Alabama Power Company
# Plant Miller Ash Pond

| WELL ID | READING TIME | DESCRIPTION | VALUE | UNIT |
|---|---|---|---|---|
| MR-AP-MW-32H | 3/10/2020 15:14 | Conductivity | 337.2 | uS/cm |
| MR-AP-MW-32H | 3/10/2020 15:14 | Depth to Water Detail | 61.46 | ft |
| MR-AP-MW-32H | 3/10/2020 15:14 | DO | 0.36 | mg/L |
| MR-AP-MW-32H | 3/10/2020 15:14 | Oxidation Reduction Potention | -110.23 | mv |
| MR-AP-MW-32H | 3/10/2020 15:14 | pH | 7.26 | pH |
| MR-AP-MW-32H | 3/10/2020 15:14 | Temperature | 17.4 | C |
| MR-AP-MW-32H | 3/10/2020 15:14 | Turbidity | 2.68 | NTU |
| MR-AP-MW-32H | 3/10/2020 15:19 | Conductivity | 343.19 | uS/cm |
| MR-AP-MW-32H | 3/10/2020 15:19 | Depth to Water Detail | 61.57 | ft |
| MR-AP-MW-32H | 3/10/2020 15:19 | DO | 1.29 | mg/L |
| MR-AP-MW-32H | 3/10/2020 15:19 | Oxidation Reduction Potention | -100.29 | mv |
| MR-AP-MW-32H | 3/10/2020 15:19 | pH | 7.27 | pH |
| MR-AP-MW-32H | 3/10/2020 15:19 | Temperature | 17.47 | C |
| MR-AP-MW-32H | 3/10/2020 15:19 | Turbidity | 3.73 | NTU |
| MR-AP-MW-32H | 3/10/2020 15:24 | Conductivity | 343.1 | uS/cm |
| MR-AP-MW-32H | 3/10/2020 15:24 | Depth to Water Detail | 61.64 | ft |
| MR-AP-MW-32H | 3/10/2020 15:24 | DO | 1.36 | mg/L |
| MR-AP-MW-32H | 3/10/2020 15:24 | Oxidation Reduction Potention | -99.83 | mv |
| MR-AP-MW-32H | 3/10/2020 15:24 | pH | 7.28 | pH |
| MR-AP-MW-32H | 3/10/2020 15:24 | Temperature | 17.35 | C |
| MR-AP-MW-32H | 3/10/2020 15:24 | Turbidity | 2.74 | NTU |
| MR-AP-MW-32H | 3/10/2020 15:29 | Conductivity | 346.7 | uS/cm |
| MR-AP-MW-32H | 3/10/2020 15:29 | Depth to Water Detail | 61.81 | ft |
| MR-AP-MW-32H | 3/10/2020 15:29 | DO | 1.18 | mg/L |
| MR-AP-MW-32H | 3/10/2020 15:29 | Oxidation Reduction Potention | -100.04 | mv |
| MR-AP-MW-32H | 3/10/2020 15:29 | pH | 7.27 | pH |
| MR-AP-MW-32H | 3/10/2020 15:29 | Temperature | 17.32 | C |
| MR-AP-MW-32H | 3/10/2020 15:29 | Turbidity | 2.46 | NTU |

# Alabama Power Company
# Plant Miller Ash Pond

| WELL ID | READING TIME | DESCRIPTION | VALUE | UNIT |
|---|---|---|---|---|
| MR-AP-MW-33H | 3/5/2020 8:18 | Conductivity | 1287.55 | uS/cm |
| MR-AP-MW-33H | 3/5/2020 8:18 | Depth to Water Detail | 11.49 | ft |
| MR-AP-MW-33H | 3/5/2020 8:18 | DO | 1.94 | mg/L |
| MR-AP-MW-33H | 3/5/2020 8:18 | Oxidation Reduction Potention | 2.91 | mv |
| MR-AP-MW-33H | 3/5/2020 8:18 | pH | 6.55 | pH |
| MR-AP-MW-33H | 3/5/2020 8:18 | Temperature | 13.38 | C |
| MR-AP-MW-33H | 3/5/2020 8:18 | Turbidity | 65.6 | NTU |
| MR-AP-MW-33H | 3/5/2020 8:23 | Conductivity | 1284.59 | uS/cm |
| MR-AP-MW-33H | 3/5/2020 8:23 | Depth to Water Detail | 11.67 | ft |
| MR-AP-MW-33H | 3/5/2020 8:23 | DO | 1.27 | mg/L |
| MR-AP-MW-33H | 3/5/2020 8:23 | Oxidation Reduction Potention | 3.03 | mv |
| MR-AP-MW-33H | 3/5/2020 8:23 | pH | 6.52 | pH |
| MR-AP-MW-33H | 3/5/2020 8:23 | Temperature | 14.43 | C |
| MR-AP-MW-33H | 3/5/2020 8:23 | Turbidity | 29.4 | NTU |
| MR-AP-MW-33H | 3/5/2020 8:28 | Conductivity | 1282.75 | uS/cm |
| MR-AP-MW-33H | 3/5/2020 8:28 | Depth to Water Detail | 11.76 | ft |
| MR-AP-MW-33H | 3/5/2020 8:28 | DO | 1 | mg/L |
| MR-AP-MW-33H | 3/5/2020 8:28 | Oxidation Reduction Potention | 4.61 | mv |
| MR-AP-MW-33H | 3/5/2020 8:28 | pH | 6.52 | pH |
| MR-AP-MW-33H | 3/5/2020 8:28 | Temperature | 14.55 | C |
| MR-AP-MW-33H | 3/5/2020 8:28 | Turbidity | 62.7 | NTU |
| MR-AP-MW-33H | 3/5/2020 8:33 | Conductivity | 1282.47 | uS/cm |
| MR-AP-MW-33H | 3/5/2020 8:33 | Depth to Water Detail | 11.89 | ft |
| MR-AP-MW-33H | 3/5/2020 8:33 | DO | 0.85 | mg/L |
| MR-AP-MW-33H | 3/5/2020 8:33 | Oxidation Reduction Potention | 4.68 | mv |
| MR-AP-MW-33H | 3/5/2020 8:33 | pH | 6.51 | pH |
| MR-AP-MW-33H | 3/5/2020 8:33 | Temperature | 14.61 | C |
| MR-AP-MW-33H | 3/5/2020 8:33 | Turbidity | 27.8 | NTU |
| MR-AP-MW-33H | 3/5/2020 8:38 | Conductivity | 1282.99 | uS/cm |
| MR-AP-MW-33H | 3/5/2020 8:38 | Depth to Water Detail | 11.96 | ft |
| MR-AP-MW-33H | 3/5/2020 8:38 | DO | 0.77 | mg/L |
| MR-AP-MW-33H | 3/5/2020 8:38 | Oxidation Reduction Potention | 5.22 | mv |
| MR-AP-MW-33H | 3/5/2020 8:38 | pH | 6.51 | pH |
| MR-AP-MW-33H | 3/5/2020 8:38 | Temperature | 14.69 | C |
| MR-AP-MW-33H | 3/5/2020 8:38 | Turbidity | 20.4 | NTU |
| MR-AP-MW-33H | 3/5/2020 8:43 | Conductivity | 1281.08 | uS/cm |
| MR-AP-MW-33H | 3/5/2020 8:43 | Depth to Water Detail | 11.96 | ft |
| MR-AP-MW-33H | 3/5/2020 8:43 | DO | 0.73 | mg/L |
| MR-AP-MW-33H | 3/5/2020 8:43 | Oxidation Reduction Potention | 6.16 | mv |
| MR-AP-MW-33H | 3/5/2020 8:43 | pH | 6.51 | pH |
| MR-AP-MW-33H | 3/5/2020 8:43 | Temperature | 14.77 | C |
| MR-AP-MW-33H | 3/5/2020 8:43 | Turbidity | 12.1 | NTU |
| MR-AP-MW-33H | 3/5/2020 8:48 | Conductivity | 1279.12 | uS/cm |
| MR-AP-MW-33H | 3/5/2020 8:48 | Depth to Water Detail | 11.96 | ft |

# Alabama Power Company
# Plant Miller Ash Pond

| WELL ID | READING TIME | DESCRIPTION | VALUE | UNIT |
|---|---|---|---|---|
| MR-AP-MW-33H | 3/5/2020 8:48 | DO | 0.69 | mg/L |
| MR-AP-MW-33H | 3/5/2020 8:48 | Oxidation Reduction Potention | 7.4 | mv |
| MR-AP-MW-33H | 3/5/2020 8:48 | pH | 6.51 | pH |
| MR-AP-MW-33H | 3/5/2020 8:48 | Temperature | 14.84 | C |
| MR-AP-MW-33H | 3/5/2020 8:48 | Turbidity | 7.31 | NTU |
| MR-AP-MW-33H | 3/5/2020 8:53 | Conductivity | 1279.07 | uS/cm |
| MR-AP-MW-33H | 3/5/2020 8:53 | Depth to Water Detail | 11.96 | ft |
| MR-AP-MW-33H | 3/5/2020 8:53 | DO | 0.67 | mg/L |
| MR-AP-MW-33H | 3/5/2020 8:53 | Oxidation Reduction Potention | 8.4 | mv |
| MR-AP-MW-33H | 3/5/2020 8:53 | pH | 6.51 | pH |
| MR-AP-MW-33H | 3/5/2020 8:53 | Temperature | 14.95 | C |
| MR-AP-MW-33H | 3/5/2020 8:53 | Turbidity | 4.97 | NTU |

# Alabama Power Company
# Plant Miller Ash Pond

| WELL ID | READING TIME | DESCRIPTION | VALUE | UNIT |
|---|---|---|---|---|
| MR-AP-MW-34H | 3/9/2020 14:11 | Conductivity | 2051.93 | uS/cm |
| MR-AP-MW-34H | 3/9/2020 14:11 | Depth to Water Detail | 155.7 | ft |
| MR-AP-MW-34H | 3/9/2020 14:11 | DO | 0.18 | mg/L |
| MR-AP-MW-34H | 3/9/2020 14:11 | Oxidation Reduction Potention | -255.38 | mv |
| MR-AP-MW-34H | 3/9/2020 14:11 | pH | 7.71 | pH |
| MR-AP-MW-34H | 3/9/2020 14:11 | Temperature | 16.82 | C |
| MR-AP-MW-34H | 3/9/2020 14:11 | Turbidity | 10.73 | NTU |
| MR-AP-MW-34H | 3/9/2020 14:16 | Conductivity | 1641.83 | uS/cm |
| MR-AP-MW-34H | 3/9/2020 14:16 | Depth to Water Detail | 157.1 | ft |
| MR-AP-MW-34H | 3/9/2020 14:16 | DO | 0.08 | mg/L |
| MR-AP-MW-34H | 3/9/2020 14:16 | Oxidation Reduction Potention | -288.64 | mv |
| MR-AP-MW-34H | 3/9/2020 14:16 | pH | 7.72 | pH |
| MR-AP-MW-34H | 3/9/2020 14:16 | Temperature | 16.87 | C |
| MR-AP-MW-34H | 3/9/2020 14:16 | Turbidity | 8.26 | NTU |
| MR-AP-MW-34H | 3/9/2020 14:21 | Conductivity | 1731.35 | uS/cm |
| MR-AP-MW-34H | 3/9/2020 14:21 | Depth to Water Detail | 158.4 | ft |
| MR-AP-MW-34H | 3/9/2020 14:21 | DO | 0.04 | mg/L |
| MR-AP-MW-34H | 3/9/2020 14:21 | Oxidation Reduction Potention | -298.69 | mv |
| MR-AP-MW-34H | 3/9/2020 14:21 | pH | 7.71 | pH |
| MR-AP-MW-34H | 3/9/2020 14:21 | Temperature | 16.78 | C |
| MR-AP-MW-34H | 3/9/2020 14:21 | Turbidity | 4.91 | NTU |
| MR-AP-MW-34H | 3/9/2020 14:26 | Conductivity | 1794.85 | uS/cm |
| MR-AP-MW-34H | 3/9/2020 14:26 | Depth to Water Detail | 159.55 | ft |
| MR-AP-MW-34H | 3/9/2020 14:26 | DO | 0.01 | mg/L |
| MR-AP-MW-34H | 3/9/2020 14:26 | Oxidation Reduction Potention | -306.75 | mv |
| MR-AP-MW-34H | 3/9/2020 14:26 | pH | 7.72 | pH |
| MR-AP-MW-34H | 3/9/2020 14:26 | Temperature | 16.87 | C |
| MR-AP-MW-34H | 3/9/2020 14:26 | Turbidity | 4.14 | NTU |
| MR-AP-MW-34H | 3/9/2020 14:31 | Conductivity | 1809.69 | uS/cm |
| MR-AP-MW-34H | 3/9/2020 14:31 | Depth to Water Detail | 159.4 | ft |
| MR-AP-MW-34H | 3/9/2020 14:31 | DO | 0.06 | mg/L |
| MR-AP-MW-34H | 3/9/2020 14:31 | Oxidation Reduction Potention | -312.84 | mv |
| MR-AP-MW-34H | 3/9/2020 14:31 | pH | 7.74 | pH |
| MR-AP-MW-34H | 3/9/2020 14:31 | Temperature | 17.04 | C |
| MR-AP-MW-34H | 3/9/2020 14:31 | Turbidity | 3.75 | NTU |
| MR-AP-MW-34H | 3/9/2020 14:36 | Conductivity | 1826.85 | uS/cm |
| MR-AP-MW-34H | 3/9/2020 14:36 | Depth to Water Detail | 159.35 | ft |
| MR-AP-MW-34H | 3/9/2020 14:36 | DO | 0.07 | mg/L |
| MR-AP-MW-34H | 3/9/2020 14:36 | Oxidation Reduction Potention | -313.57 | mv |
| MR-AP-MW-34H | 3/9/2020 14:36 | pH | 7.74 | pH |
| MR-AP-MW-34H | 3/9/2020 14:36 | Temperature | 17.08 | C |
| MR-AP-MW-34H | 3/9/2020 14:36 | Turbidity | 3.24 | NTU |
| MR-AP-MW-34H | 3/9/2020 14:41 | Conductivity | 1999.16 | uS/cm |
| MR-AP-MW-34H | 3/9/2020 14:41 | Depth to Water Detail | 159 | ft |

# Alabama Power Company
# Plant Miller Ash Pond

| WELL ID | READING TIME | DESCRIPTION | VALUE | UNIT |
|---|---|---|---|---|
| MR-AP-MW-34H | 3/9/2020 14:41 | DO | 0.07 | mg/L |
| MR-AP-MW-34H | 3/9/2020 14:41 | Oxidation Reduction Potention | -316.63 | mv |
| MR-AP-MW-34H | 3/9/2020 14:41 | pH | 7.74 | pH |
| MR-AP-MW-34H | 3/9/2020 14:41 | Temperature | 16.95 | C |
| MR-AP-MW-34H | 3/9/2020 14:41 | Turbidity | 2.54 | NTU |
| MR-AP-MW-34H | 3/9/2020 14:46 | Conductivity | 2051.45 | uS/cm |
| MR-AP-MW-34H | 3/9/2020 14:46 | Depth to Water Detail | 158.3 | ft |
| MR-AP-MW-34H | 3/9/2020 14:46 | DO | 0.1 | mg/L |
| MR-AP-MW-34H | 3/9/2020 14:46 | Oxidation Reduction Potention | -324.53 | mv |
| MR-AP-MW-34H | 3/9/2020 14:46 | pH | 7.74 | pH |
| MR-AP-MW-34H | 3/9/2020 14:46 | Temperature | 17.06 | C |
| MR-AP-MW-34H | 3/9/2020 14:46 | Turbidity | 2.35 | NTU |
| MR-AP-MW-34H | 3/9/2020 14:51 | Conductivity | 2006.61 | uS/cm |
| MR-AP-MW-34H | 3/9/2020 14:51 | Depth to Water Detail | 158.25 | ft |
| MR-AP-MW-34H | 3/9/2020 14:51 | DO | 0.09 | mg/L |
| MR-AP-MW-34H | 3/9/2020 14:51 | Oxidation Reduction Potention | -331.52 | mv |
| MR-AP-MW-34H | 3/9/2020 14:51 | pH | 7.76 | pH |
| MR-AP-MW-34H | 3/9/2020 14:51 | Temperature | 16.97 | C |
| MR-AP-MW-34H | 3/9/2020 14:51 | Turbidity | 2.03 | NTU |

# Alabama Power Company
# Plant Miller Ash Pond

| WELL ID | READING TIME | DESCRIPTION | VALUE | UNIT |
|---|---|---|---|---|
| MR-AP-MW-35H | 3/10/2020 11:28 | Conductivity | 684.01 | uS/cm |
| MR-AP-MW-35H | 3/10/2020 11:28 | Depth to Water Detail | 9.02 | ft |
| MR-AP-MW-35H | 3/10/2020 11:28 | DO | 0.17 | mg/L |
| MR-AP-MW-35H | 3/10/2020 11:28 | Oxidation Reduction Potention | -67.78 | mv |
| MR-AP-MW-35H | 3/10/2020 11:28 | pH | 6.81 | pH |
| MR-AP-MW-35H | 3/10/2020 11:28 | Temperature | 18.04 | C |
| MR-AP-MW-35H | 3/10/2020 11:28 | Turbidity | 2.7 | NTU |
| MR-AP-MW-35H | 3/10/2020 11:33 | Conductivity | 656.93 | uS/cm |
| MR-AP-MW-35H | 3/10/2020 11:33 | Depth to Water Detail | 9.02 | ft |
| MR-AP-MW-35H | 3/10/2020 11:33 | DO | 0.16 | mg/L |
| MR-AP-MW-35H | 3/10/2020 11:33 | Oxidation Reduction Potention | -60.11 | mv |
| MR-AP-MW-35H | 3/10/2020 11:33 | pH | 6.73 | pH |
| MR-AP-MW-35H | 3/10/2020 11:33 | Temperature | 18.05 | C |
| MR-AP-MW-35H | 3/10/2020 11:33 | Turbidity | 2.38 | NTU |
| MR-AP-MW-35H | 3/10/2020 11:38 | Conductivity | 647.28 | uS/cm |
| MR-AP-MW-35H | 3/10/2020 11:38 | Depth to Water Detail | 9.02 | ft |
| MR-AP-MW-35H | 3/10/2020 11:38 | DO | 0.16 | mg/L |
| MR-AP-MW-35H | 3/10/2020 11:38 | Oxidation Reduction Potention | -56.78 | mv |
| MR-AP-MW-35H | 3/10/2020 11:38 | pH | 6.71 | pH |
| MR-AP-MW-35H | 3/10/2020 11:38 | Temperature | 18.07 | C |
| MR-AP-MW-35H | 3/10/2020 11:38 | Turbidity | 2.83 | NTU |
| MR-AP-MW-35H | 3/10/2020 11:43 | Conductivity | 640.52 | uS/cm |
| MR-AP-MW-35H | 3/10/2020 11:43 | Depth to Water Detail | 9.02 | ft |
| MR-AP-MW-35H | 3/10/2020 11:43 | DO | 0.15 | mg/L |
| MR-AP-MW-35H | 3/10/2020 11:43 | Oxidation Reduction Potention | -54.75 | mv |
| MR-AP-MW-35H | 3/10/2020 11:43 | pH | 6.69 | pH |
| MR-AP-MW-35H | 3/10/2020 11:43 | Temperature | 18.05 | C |
| MR-AP-MW-35H | 3/10/2020 11:43 | Turbidity | 2.14 | NTU |

# Alabama Power Company
# Plant Miller Ash Pond

| WELL ID | READING TIME | DESCRIPTION | VALUE | UNIT |
|---|---|---|---|---|
| MR-AP-MW-37H | 3/9/2020 13:23 | Conductivity | 477.67 | uS/cm |
| MR-AP-MW-37H | 3/9/2020 13:23 | Depth to Water Detail | 107.49 | ft |
| MR-AP-MW-37H | 3/9/2020 13:23 | DO | 0.27 | mg/L |
| MR-AP-MW-37H | 3/9/2020 13:23 | Oxidation Reduction Potention | -95.59 | mv |
| MR-AP-MW-37H | 3/9/2020 13:23 | pH | 7.3 | pH |
| MR-AP-MW-37H | 3/9/2020 13:23 | Temperature | 17.5 | C |
| MR-AP-MW-37H | 3/9/2020 13:23 | Turbidity | 1.62 | NTU |
| MR-AP-MW-37H | 3/9/2020 13:28 | Conductivity | 473.28 | uS/cm |
| MR-AP-MW-37H | 3/9/2020 13:28 | Depth to Water Detail | 107.58 | ft |
| MR-AP-MW-37H | 3/9/2020 13:28 | DO | 0.25 | mg/L |
| MR-AP-MW-37H | 3/9/2020 13:28 | Oxidation Reduction Potention | -99.97 | mv |
| MR-AP-MW-37H | 3/9/2020 13:28 | pH | 7.33 | pH |
| MR-AP-MW-37H | 3/9/2020 13:28 | Temperature | 17.62 | C |
| MR-AP-MW-37H | 3/9/2020 13:28 | Turbidity | 1.37 | NTU |
| MR-AP-MW-37H | 3/9/2020 13:33 | Conductivity | 472.29 | uS/cm |
| MR-AP-MW-37H | 3/9/2020 13:33 | Depth to Water Detail | 107.61 | ft |
| MR-AP-MW-37H | 3/9/2020 13:33 | DO | 0.25 | mg/L |
| MR-AP-MW-37H | 3/9/2020 13:33 | Oxidation Reduction Potention | -101.85 | mv |
| MR-AP-MW-37H | 3/9/2020 13:33 | pH | 7.34 | pH |
| MR-AP-MW-37H | 3/9/2020 13:33 | Temperature | 17.57 | C |
| MR-AP-MW-37H | 3/9/2020 13:33 | Turbidity | 1.48 | NTU |
| MR-AP-MW-37H | 3/9/2020 13:38 | Conductivity | 470.66 | uS/cm |
| MR-AP-MW-37H | 3/9/2020 13:38 | Depth to Water Detail | 107.66 | ft |
| MR-AP-MW-37H | 3/9/2020 13:38 | DO | 0.25 | mg/L |
| MR-AP-MW-37H | 3/9/2020 13:38 | Oxidation Reduction Potention | -102.43 | mv |
| MR-AP-MW-37H | 3/9/2020 13:38 | pH | 7.33 | pH |
| MR-AP-MW-37H | 3/9/2020 13:38 | Temperature | 17.54 | C |
| MR-AP-MW-37H | 3/9/2020 13:38 | Turbidity | 0.85 | NTU |

Alabama Power General Test Laboratory
744 County Road 87, GSC#8
Calera, AL 35040
(205) 664-6032 or 6171
FAX (205) 257-1654

***Field Case Narrative***

# Miller Ash Pond

## 2020 Event 1 Resample (MW-23)

All samples were collected using methods defined in Alabama Power's Water Field Group Low-Flow Groundwater Sampling Procedure and the associated site-specific Sampling and Analysis Plan (SAP).

Field quality control procedures were performed as follows:

- Blanks and Sample Duplicates were collected as described in the SAP.
- Calibration verification for all required field parameters were performed daily, before and after sample collection.

Alabama Power
General Test Laboratory
744 County Road 87, GSC #8
Calera, AL 35040
205-664-6001

# *Analytical Report*

Alabama Power

**Sample Group :** WMWMILAP_1273

**Project/Site :** Miller Ash Pond
Quinton, AL 35130

**For :** Southern Company Services
3535 Colonade Parkway
Birmingham, AL 35243

**Attention :** Dustin Brooks & Greg Dyer

**Released By :** Laura Midkiff
lbmidkif@southernco.com
(205) 664-6197

Alabama Power
General Test Laboratory
744 County Road 87, GSC #8
Calera, AL 35040
(205) 664-6001

May 05, 2020

Dear Dustin Brooks,

Enclosed are the analytical results for sample(s) received by the laboratory on April 09, 2020.
All results reported herein conform to the laboratory's most current Quality Assurance Manual. Results marked with an asterisk conform to the most current applicable TNI/NELAC requirements. Exceptions will be noted in the body of the report.

Laboratory certification ID: E571114
Issued By: State of Florida, Department of Health
Expiration: June 30, 2020

If you have any questions concerning this report, please feel free to contact me.

Sincerely,

Quality Control: Laura Midkiff

Digitally signed by Laura Midkiff
DN: cn=Laura Midkiff, o=Alabama Power Company, ou=Environmental Affairs, email=lbmidkif@southernco.com, c=US
Date: 2020.05.05 10:12:49 -05'00'

Supervision: T. Durant Maske

Digitally signed by T. Durant Maske
DN: cn=T. Durant Maske, o=Alabama Power Company, ou=Environmental Affairs, email=tdmaske@southernco.com, c=US
Date: 2020.05.05 11:12:33 -05'00'



**This Certificate states the physical and/or chemical characteristics of the sample as submitted.
This document shall not be reproduced, except in full, without written consent from
Alabama Power's General Test Laboratory.**

Alabama Power
General Test Laboratory
744 County Road 87, GSC #8
Calera, AL 35040

# *Case Narrative*

Alabama Power

Total Metals ICP

Miller Ash Pond

WMWMILAP_1273

1. This report consists of all MWs and corresponding Lab IDs listed on the Chain of Custody.
2. Refer to comments on Chain of Custody for information regarding sample receipt.
3. All standards and solutions are NIST/ISO/IEC/Guide 34 traceable and were used within their recommended shelf life.

| Sample ID | Batch ID | Project ID |
|---|---|---|
| BA06803 | 670416 | WMWMILAP_1273 |
| BA06804 | 670416 | WMWMILAP_1273 |
| BA06805 | 670416 | WMWMILAP_1273 |
| BA06806 | 670416 | WMWMILAP_1273 |

4. All of the above samples were analyzed by EPA 200.7 and prepared by EPA 1638.
5. All samples were prepared and analyzed within the established hold times.
6. All in house quality control procedures were followed, as described below.

General Quality Control Procedures:

- Prior to sample analysis, an initial calibration verification (ICV) was analyzed and all criteria were met.
- Following the ICV, an initial calibration blank (ICB) was analyzed and was below the limit of quantitation for all requested analytes.
- All continued calibration verification (CCV) were within the acceptance criteria for the requested analytes.
- All continued calibration blanks (CCB) were below the limit of quantitation for the requested analytes.
- A preparation method blank and laboratory control sample were digested and analyzed with the samples in each digestion batch.
- All laboratory control sample criteria were met.
- The method blank associated with each digestion batch passed all acceptance criteria for all requested analytes.
- All calibration curve requirements were within acceptance criteria.
- All sample internal standard criteria were met.
- The spectral interference check associated with EPA 200.7 was analyzed and all acceptance criteria were met.

- It is noted that the QC summary page typically provides the QC results from the original batch analytical sequence. If dilutions were subsequently performed to bring sample concentrations within the calibration range, any additional QC data from the dilution analyses may need to be obtained from the laboratory. Any qualifications applied to original analyses or dilution re-analyses are based upon QC data available at the time of review.

Matrix Specific Quality Control Procedures:

Similarity of matrix and therefore relevance of matrix specific QC results should not be automatically inferred for any sample other than the sample selected for QC.

- A matrix spike and matrix spike duplicate were digested and analyzed with each ICP batch. All acceptance criteria for accuracy were met.
- A matrix spike and matrix spike duplicate were digested and analyzed with each ICP batch. All acceptance criteria for precision were met.

7. The following sample was diluted due to the analyzed sample concentration being greater than the high standard of the calibration curve:

| Sample ID | Analyte | Dilution Factor |
|---|---|---|
| BA06804 | Calcium | 20.3 |
| BA06805 | Calcium | 20.3 |

8. The raw data results are shown with dilution factors included.

Alabama Power
General Test Laboratory
744 County Road 87, GSC #8
Calera, AL 35040

# *Case Narrative*

Alabama Power

Total Metals ICPMS

Miller Ash Pond

WMWMILAP_1273

1. This report consists of all MWs and corresponding Lab IDs listed on the Chain of Custody.
2. Refer to comments on Chain of Custody for information regarding sample receipt.
3. All standards and solutions are NIST/ISO/IEC/Guide 34 traceable and were used within their recommended shelf life.

| Sample ID | Batch ID | Project ID |
|---|---|---|
| BA06803 | 670882 | WMWMILAP_1273 |
| BA06804 | 670882 | WMWMILAP_1273 |
| BA06805 | 670882 | WMWMILAP_1273 |
| BA06806 | 670882 | WMWMILAP_1273 |

4. All of the above samples were analyzed by EPA 200.8 and prepared by EPA 1638.
5. All samples were prepared and analyzed within the established hold times.
6. All in house quality control procedures were followed, as described below.

General Quality Control Procedures:

- All tune and calibration met criteria for all requested analytes.
- Prior to sample analysis, an initial calibration verification (ICV) was analyzed and all criteria were met.
- Following the ICV, an initial calibration blank (ICB) was analyzed and was below the limit of quantitation for all requested analytes.
- All continued calibration verification (CCV) were within the acceptance criteria for the requested analytes.
- All continued calibration blanks (CCB) were below the limit of quantitation for the requested analytes.
- A preparation method blank and laboratory control sample were digested and analyzed with the samples in each digestion batch.
- All laboratory control sample criteria were met.
- The method blank associated with each digestion batch passed all acceptance criteria for all requested analytes.
- The interference check samples associated with EPA 200.8 were analyzed and passed for all requested analytes.
- All sample internal standard criteria were met.

Matrix Specific Quality Control Procedures:

Similarity of matrix and therefore relevance of matrix specific QC results should not be automatically inferred for any sample other than the sample selected for QC.

- A matrix spike and matrix spike duplicate were digested and analyzed with each ICPMS batch. All acceptance criteria for accuracy were met.
- A matrix spike and matrix spike duplicate were digested and analyzed with each ICPMS batch. All acceptance criteria for precision were met.

7. The following sample was diluted due to the analyzed sample concentration being greater than the high standard of the calibration curve:

| Sample ID | Analyte | Dilution Factor |
|---|---|---|
| BA06804 | Barium | 10.15 |
| BA06805 | Barium | 10.15 |

8. The raw data results are shown with dilution factors included.

Alabama Power
General Test Laboratory
744 County Road 87, GSC #8
Calera, AL 35040

# *Case Narrative*

Alabama Power

Total Mercury

Miller Ash Pond

WMWMILAP_1273

1. This report consists of all MWs and corresponding Lab IDs listed on the Chain of Custody.
2. Refer to comments on Chain of Custody for information regarding sample receipt.
3. All standards and solutions are NIST/ISO/IEC/Guide 34 traceable and were used within their recommended shelf life.

| Sample ID | Batch ID | Project ID |
|---|---|---|
| BA06803 | 670476 | WMWMILAP_1273 |
| BA06804 | 670476 | WMWMILAP_1273 |
| BA06805 | 670476 | WMWMILAP_1273 |
| BA06806 | 670476 | WMWMILAP_1273 |

4. All of the above samples were analyzed and prepared by EPA 245.1.
5. All samples were prepared and analyzed within the established hold times.
6. All in house quality control procedures were followed, as described below.

General Quality Control Procedures:

- Prior to sample analysis, an initial calibration verification (ICV) was analyzed and all criteria were met.
- Following the ICV, an initial calibration blank (ICB) was analyzed and was below the method detection limit for the requested analyte.
- All continued calibration verification (CCV) were within the acceptance criteria for the requested analyte.
- All continued calibration blanks (CCB) were below the limit of quantitation for the requested analyte.
- A preparation method blank and laboratory control sample were digested and analyzed with the samples in each digestion batch.
- All laboratory control sample criteria were met.
- The method blank associated with each digestion batch was below the limit of quantitation for the requested analyte.
- All calibration met criteria for the requested analyte.
- All response signals were satisfactory.

Matrix Specific Quality Control Procedures:

Similarity of matrix and therefore relevance of matrix specific QC results should not be automatically inferred for any sample other than the sample selected for QC.

- A matrix spike and matrix spike duplicate were digested and analyzed with each batch. All acceptance criteria for accuracy were met.
- A matrix spike and matrix spike duplicate were digested and analyzed with each batch. All acceptance criteria for precision were met.

7. All samples were analyzed without a dilution.
8. The raw data results are shown with dilution factors included.

Alabama Power
General Test Laboratory
744 County Road 87, GSC #8
Calera, AL 35040

# *Case Narrative*

Alabama Power

TDS

Miller Ash Pond

WMWMILAP_1273

1. This report consists of all MWs and corresponding Lab IDs listed on the Chain of Custody.
2. Refer to comments on Chain of Custody for information regarding sample receipt.
3. All standards and solutions are NIST/ISO/IEC/Guide 34 traceable and were used within their recommended shelf life.

| Sample ID | Batch ID | Project ID |
|---|---|---|
| BA06803 | 670652 | WMWMILAP_1273 |
| BA06804 | 670652 | WMWMILAP_1273 |
| BA06805 | 670652 | WMWMILAP_1273 |
| BA06806 | 670652 | WMWMILAP_1273 |

4. All of the above samples were analyzed by Standard Method 2540C.
5. All samples were analyzed within the established hold times.
6. All in house quality control procedures were followed, as described below.

General Quality Control Procedures:

- A Method Blank was analyzed with each batch. All criteria were met.
- All final weights of samples, standards, and blanks agreed within 0.5mg of the previous weight.
- A sample duplicate was analyzed with each batch. RPD/2 was less than 5%.
- A laboratory control sample was analyzed with each batch. All criteria were met.
- Samples were between 2.5mg and 200mg residue.
- All samples with residue <2.5mg had the maximum volume of 150mL filtered. Affected samples are as follows:
    - BA06803
    - BA06806

Alabama Power
General Test Laboratory
744 County Road 87, GSC #8
Calera, AL 35040

# *Case Narrative*

Alabama Power

Anions

Miller Ash Pond

WMWMILAP_1273

1. This report consists of all MWs and corresponding Lab IDs listed on the Chain of Custody.
2. Refer to comments on Chain of Custody for information regarding sample receipt.
3. All standards and solutions are NIST/ISO/IEC/Guide 34 traceable and were used within their recommended shelf life.

| Sample ID | Batch ID | Project ID |
|---|---|---|
| BA06803 | 670649, 670650, & 670909 | WMWMILAP_1273 |
| BA06804 | 670649, 670650, & 670909 | WMWMILAP_1273 |
| BA06805 | 670649, 670650, & 670909 | WMWMILAP_1273 |
| BA06806 | 670649, 670650, & 670909 | WMWMILAP_1273 |

4. All of the above samples were analyzed and prepared by SM4500 Cl E, SM4500 F G, and SM4500 SO4 E.
5. All samples were prepared and analyzed within the established hold times.
6. All in house quality control procedures were followed, as described below.

General Quality Control Procedures:

- All calibration met criteria for the requested analyte.
- Prior to sample analysis, an initial calibration verification (ICV), and all criteria were met.
- Prior to sample analysis, an initial calibration blank (ICB) was analyzed and was below half the limit of quantitation for the requested analyte.
- All continued calibration verification (CCV) were within the acceptance criteria for the requested analyte.
- All continued calibration blanks (CCB) were below half the limit of quantitation for the requested analyte.
- It is noted that the QC summary page typically provides the QC results from the original batch analytical sequence. If dilutions were subsequently performed to bring sample concentrations within the calibration range, any additional QC data from the dilution analyses may need to be obtained from the laboratory. Any qualifications applied to original analyses or dilution re-analyses are based upon QC data available at the time of review.

Matrix Specific Quality Control Procedures:

Similarity of matrix and therefore relevance of matrix specific QC results should not be automatically inferred for any sample other than the sample selected for QC.

- A matrix spike was analyzed with each batch. Acceptance criteria for accuracy were met.
- A sample duplicate was analyzed with each batch. Acceptance criteria for precision were met.

7. The following samples were diluted due to the analyzed sample concentration being greater than the high standard of the calibration curve:

| Sample ID | Analyte | Dilution Factor |
|---|---|---|
| BA06804 | Chloride | 200 |
| BA06805 | Chloride | 200 |

8. The raw data results are shown with dilution factors included.

Alabama Power
General Test Laboratory
744 County Road 87, GSC #8
Calera, AL 35040

# *Certificate Of Analysis*

Alabama Power

**Description:** Miller Ash Pond Field Blank

**Location Code:** WMWMILAPFB
**Collected:** 4/9/20 09:10
**Customer ID:**
**Submittal Date:** 4/9/20 13:24

**Laboratory ID Number:** BA06803

| Name | Prepared | Analyzed | Vio Spec | DF | Results | Units | MDL | RL | Q |
|---|---|---|---|---|---|---|---|---|---|
| ***Analytical Method: EPA 200.7*** | ***Analyst: RDA*** | | | | ***Preparation Method: EPA 1638*** | | | | |
| * Boron, Total | 4/10/20 09:30 | 4/14/20 12:47 | | 1.015 | Not Detected | mg/L | 0.03 | 0.1 | U |
| * Calcium, Total | 4/10/20 09:30 | 4/14/20 12:47 | | 1.015 | Not Detected | mg/L | 0.1 | 0.5 | U |
| * Lithium, Total | 4/10/20 09:30 | 4/14/20 12:47 | | 1.015 | Not Detected | mg/L | 0.01 | 0.02 | U |
| ***Analytical Method: EPA 200.8*** | ***Analyst: DLJ*** | | | | ***Preparation Method: EPA 1638*** | | | | |
| * Antimony, Total | 4/9/20 15:10 | 4/10/20 09:30 | | 1.015 | Not Detected | mg/L | 0.0008 | 0.003 | U |
| * Arsenic, Total | 4/9/20 15:10 | 4/10/20 09:30 | | 1.015 | Not Detected | mg/L | 0.001 | 0.005 | U |
| * Barium, Total | 4/9/20 15:10 | 4/10/20 09:30 | | 1.015 | Not Detected | mg/L | 0.002 | 0.01 | U |
| * Beryllium, Total | 4/9/20 15:10 | 4/10/20 09:30 | | 1.015 | Not Detected | mg/L | 0.0006 | 0.003 | U |
| * Cadmium, Total | 4/9/20 15:10 | 4/10/20 09:30 | | 1.015 | Not Detected | mg/L | 0.0003 | 0.001 | U |
| * Chromium, Total | 4/9/20 15:10 | 4/10/20 09:30 | | 1.015 | Not Detected | mg/L | 0.002 | 0.01 | U |
| * Cobalt, Total | 4/9/20 15:10 | 4/10/20 09:30 | | 1.015 | Not Detected | mg/L | 0.002 | 0.005 | U |
| * Lead, Total | 4/9/20 15:10 | 4/10/20 09:30 | | 1.015 | Not Detected | mg/L | 0.001 | 0.005 | U |
| * Molybdenum, Total | 4/9/20 15:10 | 4/10/20 09:30 | | 1.015 | Not Detected | mg/L | 0.002 | 0.01 | U |
| * Selenium, Total | 4/9/20 15:10 | 4/10/20 09:30 | | 1.015 | Not Detected | mg/L | 0.002 | 0.01 | U |
| * Thallium, Total | 4/9/20 15:10 | 4/10/20 09:30 | | 1.015 | Not Detected | mg/L | 0.0002 | 0.001 | U |
| ***Analytical Method: EPA 245.1*** | ***Analyst: GAS*** | | | | | | | | |
| * Mercury, Total by CVAA | 4/13/20 11:20 | 4/14/20 12:09 | | 1 | Not Detected | mg/L | 0.0003 | 0.0005 | U |
| ***Analytical Method: SM 2540C*** | ***Analyst: TJW*** | | | | | | | | |
| * Solids, Dissolved | 4/13/20 15:14 | 4/15/20 11:03 | | 1 | Not Detected | mg/L | | 25 | U |
| ***Analytical Method: SM4500Cl E*** | ***Analyst: JCC*** | | | | | | | | |
| * Chloride | 4/13/20 12:11 | 4/13/20 12:11 | | 1 | Not Detected | mg/L | 0.50 | 1 | U |
| ***Analytical Method: SM4500F G 2017*** | ***Analyst: JCC*** | | | | | | | | |
| * Fluoride | 4/13/20 13:51 | 4/13/20 13:51 | | 1 | Not Detected | mg/L | 0.06 | 0.1 | U |
| ***Analytical Method: SM4500SO4 E 2011*** | ***Analyst: JCC*** | | | | | | | | |
| * Sulfate | 4/15/20 13:57 | 4/15/20 13:57 | | 1 | Not Detected | mg/L | 0.50 | 1 | U |

MDL's and RL's are adjusted for sample dilution, as applicable

**Comments:**

Reported: 5/5/2020
Version: 3.1
COA_CCR

Alabama Power
General Test Laboratory
744 County Road 87, GSC #8
Calera, AL 35040

# Batch QC Summary

Alabama Power

**Customer Account:** WMWMILAPFB
**Sample Date:** 4/9/20 09:10
**Customer ID:**
**Delivery Date:** 4/9/20 13:24

**Description**: Miller Ash Pond Field Blank

**Laboratory ID Number:** BA06803

| Sample | Analysis | Units | MB | MB Limit | Spike | MS | MSD | Standard | Standard Limit | Rec | Rec Limit | Prec | Prec Limit |
|---|---|---|---|---|---|---|---|---|---|---|---|---|---|
| BA06806 | Selenium, Total | mg/L | 0.0000444 | 0.00066 | 0.10 | 0.102 | 0.103 | 0.104 | 0.085 to 0.115 | 102 | 70 to 130 | 0.976 | 20 |
| BA06806 | Cadmium, Total | mg/L | 0.0000205 | 0.0001474 | 0.10 | 0.101 | 0.101 | 0.101 | 0.085 to 0.115 | 101 | 70 to 130 | 0.00 | 20 |
| BA06806 | Arsenic, Total | mg/L | 0.0000488 | 0.0001474 | 0.10 | 0.102 | 0.103 | 0.105 | 0.085 to 0.115 | 102 | 70 to 130 | 0.976 | 20 |
| BA06806 | Lithium, Total | mg/L | 0.000246 | 0.0154 | 0.20 | 0.203 | 0.202 | 0.210 | 0.17 to 0.23 | 102 | 70 to 130 | 0.494 | 20 |
| BA06806 | Barium, Total | mg/L | -0.00000008 | 0.0002 | 0.10 | 0.0941 | 0.0951 | 0.0951 | 0.085 to 0.115 | 94.1 | 70 to 130 | 1.06 | 20 |
| BA06806 | Chromium, Total | mg/L | 0.0000387 | 0.00044 | 0.10 | 0.101 | 0.103 | 0.100 | 0.085 to 0.115 | 101 | 70 to 130 | 1.96 | 20 |
| BA06806 | Calcium, Total | mg/L | -0.0128 | 0.1518 | 5.00 | 5.44 | 5.38 | 5.49 | 4.25 to 5.75 | 109 | 70 to 130 | 1.11 | 20 |
| BA06806 | Mercury, Total by CVAA | mg/L | -0.0000166 | 0.0005 | 0.004 | 0.00357 | 0.00360 | 0.00394 | 0.0034 to 0.0046 | 89.2 | 70 to 130 | 0.837 | 20 |
| BA06806 | Lead, Total | mg/L | 0.0000129 | 0.0001474 | 0.10 | 0.0997 | 0.101 | 0.102 | 0.085 to 0.115 | 99.7 | 70 to 130 | 1.30 | 20 |
| BA06806 | Antimony, Total | mg/L | 0.000216 | 0.00066 | 0.10 | 0.0949 | 0.0945 | 0.0950 | 0.085 to 0.115 | 94.9 | 70 to 130 | 0.422 | 20 |
| BA06806 | Beryllium, Total | mg/L | 0.0000370 | 0.00088 | 0.10 | 0.0892 | 0.0910 | 0.0933 | 0.085 to 0.115 | 89.2 | 70 to 130 | 2.00 | 20 |
| BA06806 | Boron, Total | mg/L | 0.00347 | 0.0650254 | 1.00 | 1.04 | 1.04 | 1.05 | 0.85 to 1.15 | 104 | 70 to 130 | 0.00 | 20 |
| BA06806 | Cobalt, Total | mg/L | -0.00000024 | 0.0001474 | 0.10 | 0.102 | 0.103 | 0.102 | 0.085 to 0.115 | 102 | 70 to 130 | 0.976 | 20 |
| BA06806 | Molybdenum, Total | mg/L | -0.00000212 | 0.0001474 | 0.10 | 0.0998 | 0.100 | 0.102 | 0.085 to 0.115 | 99.8 | 70 to 130 | 0.200 | 20 |
| BA06806 | Thallium, Total | mg/L | 0.00000919 | 0.0001474 | 0.10 | 0.101 | 0.102 | 0.103 | 0.085 to 0.115 | 101 | 70 to 130 | 0.985 | 20 |

**Comments:**

Alabama Power
General Test Laboratory
744 County Road 87, GSC #8
Calera, AL 35040

Alabama Power

# Batch QC Summary

**Customer Account:** WMWMILAPFB
**Sample Date:** 4/9/20 09:10
**Customer ID:**
**Delivery Date:** 4/9/20 13:24

**Description:** Miller Ash Pond Field Blank

**Laboratory ID Number:** BA06803

| Sample | Analysis | Units | MB | MB Limit | Spike | MS | Sample Duplicate | Standard | Standard Limit | Rec | Rec Limit | Prec | Prec Limit |
|---|---|---|---|---|---|---|---|---|---|---|---|---|---|
| BA06806 | Sulfate | mg/L | -0.455 | 0.50 | 20.0 | 19.4 | -0.522 | 18.6 | 18 to 22 | 97.0 | 80 to 120 | 0.00 | 20 |
| BA06805 | Solids, Dissolved | mg/L | 0.0000 | 25 | | | 4620 | 50.0 | 40 to 60 | | | 0.00 | 5 |
| BA06806 | Chloride | mg/L | 0.0069 | 0.50 | 10.0 | 9.88 | 0.155 | 9.80 | 9 to 11 | 98.8 | 80 to 120 | 0.00 | 20 |
| BA06806 | Fluoride | mg/L | -0.0272 | 0.05 | 2.50 | 2.55 | -0.0298 | 2.53 | 2.25 to 2.75 | 102 | 80 to 120 | 0.00 | 20 |

**Comments:**

Alabama Power
General Test Laboratory
744 County Road 87, GSC #8
Calera, AL 35040

# *Certificate Of Analysis*

Alabama Power

**Description:** Miller Ash Pond - MW-23

**Location Code:** WMWMILAP
**Collected:** 4/9/20 10:30
**Customer ID:**
**Submittal Date:** 4/9/20 13:24

**Laboratory ID Number:** BA06804

| Name | Prepared | Analyzed | Vio Spec | DF | Results | Units | MDL | RL | Q |
|---|---|---|---|---|---|---|---|---|---|
| ***Analytical Method: EPA 200.7*** | ***Analyst: RDA*** | | | | ***Preparation Method: EPA 1638*** | | | | |
| * Boron, Total | 4/10/20 09:30 | 4/14/20 12:50 | | 1.015 | 0.799 | mg/L | 0.03 | 0.1 | |
| * Calcium, Total | 4/10/20 09:30 | 4/14/20 13:31 | | 20.3 | 119 | mg/L | 2.03 | 10.15 | |
| * Lithium, Total | 4/10/20 09:30 | 4/14/20 12:50 | | 1.015 | 1.05 | mg/L | 0.01 | 0.02 | |
| ***Analytical Method: EPA 200.8*** | ***Analyst: DLJ*** | | | | ***Preparation Method: EPA 1638*** | | | | |
| * Antimony, Total | 4/9/20 15:10 | 4/10/20 09:33 | | 1.015 | 0.00141 | mg/L | 0.0008 | 0.003 | J |
| * Arsenic, Total | 4/9/20 15:10 | 4/10/20 09:33 | | 1.015 | Not Detected | mg/L | 0.001 | 0.005 | U |
| * Barium, Total | 4/9/20 15:10 | 4/10/20 12:26 | | 10.15 | 11.6 | mg/L | 0.0203 | 0.1015 | |
| * Beryllium, Total | 4/9/20 15:10 | 4/10/20 09:33 | | 1.015 | Not Detected | mg/L | 0.0006 | 0.003 | U |
| * Cadmium, Total | 4/9/20 15:10 | 4/10/20 09:33 | | 1.015 | Not Detected | mg/L | 0.0003 | 0.001 | U |
| * Chromium, Total | 4/9/20 15:10 | 4/10/20 09:33 | | 1.015 | Not Detected | mg/L | 0.002 | 0.01 | U |
| * Cobalt, Total | 4/9/20 15:10 | 4/10/20 09:33 | | 1.015 | Not Detected | mg/L | 0.002 | 0.005 | U |
| * Lead, Total | 4/9/20 15:10 | 4/10/20 09:33 | | 1.015 | Not Detected | mg/L | 0.001 | 0.005 | U |
| * Molybdenum, Total | 4/9/20 15:10 | 4/10/20 09:33 | | 1.015 | 0.00449 | mg/L | 0.002 | 0.01 | J |
| * Selenium, Total | 4/9/20 15:10 | 4/10/20 09:33 | | 1.015 | Not Detected | mg/L | 0.002 | 0.01 | U |
| * Thallium, Total | 4/9/20 15:10 | 4/10/20 09:33 | | 1.015 | Not Detected | mg/L | 0.0002 | 0.001 | U |
| ***Analytical Method: EPA 245.1*** | ***Analyst: GAS*** | | | | | | | | |
| * Mercury, Total by CVAA | 4/13/20 11:20 | 4/14/20 12:12 | | 1 | Not Detected | mg/L | 0.0003 | 0.0005 | U |
| ***Analytical Method: SM 2540C*** | ***Analyst: TJW*** | | | | | | | | |
| * Solids, Dissolved | 4/13/20 15:14 | 4/15/20 11:03 | | 1 | 4670 | mg/L | | 416.7 | |
| ***Analytical Method: SM4500Cl E*** | ***Analyst: JCC*** | | | | | | | | |
| * Chloride | 4/13/20 12:13 | 4/13/20 12:13 | | 200 | 2440 | mg/L | 100.00 | 200 | |
| ***Analytical Method: SM4500F G 2017*** | ***Analyst: JCC*** | | | | | | | | |
| * Fluoride | 4/13/20 13:52 | 4/13/20 13:52 | | 1 | 0.389 | mg/L | 0.06 | 0.1 | |
| ***Analytical Method: SM4500SO4 E 2011*** | ***Analyst: JCC*** | | | | | | | | |
| * Sulfate | 4/15/20 13:58 | 4/15/20 13:58 | | 1 | 2.01 | mg/L | 0.50 | 1 | |
| ***Analytical Method: Field Measurements*** | ***Analyst: TJD*** | | | | | | | | |
| Conductivity | 4/9/20 10:26 | 4/9/20 10:26 | | | 7460.6 | uS/cm | | | FA |
| pH | 4/9/20 10:26 | 4/9/20 10:26 | | | 7.65 | SU | | | FA |
| Temperature | 4/9/20 10:26 | 4/9/20 10:26 | | | 18.91 | C | | | FA |
| Turbidity | 4/9/20 10:26 | 4/9/20 10:26 | | | 4.39 | NTU | | | FA |

MDL's and RL's are adjusted for sample dilution, as applicable

**Comments:**

Reported: 5/5/2020
Version: 3.1
COA_CCR

Alabama Power
General Test Laboratory
744 County Road 87, GSC #8
Calera, AL 35040

# Batch QC Summary

Alabama Power

**Customer Account:** WMWMILAP
**Sample Date:** 4/9/20 10:30
**Customer ID:**
**Delivery Date:** 4/9/20 13:24

**Description**: Miller Ash Pond - MW-23

**Laboratory ID Number:** BA06804

| Sample | Analysis | Units | MB | MB Limit | Spike | MS | MSD | Standard | Standard Limit | Rec | Rec Limit | Prec | Prec Limit |
|---|---|---|---|---|---|---|---|---|---|---|---|---|---|
| BA06806 | Cadmium, Total | mg/L | 0.0000205 | 0.0001474 | 0.10 | 0.101 | 0.101 | 0.101 | 0.085 to 0.115 | 101 | 70 to 130 | 0.00 | 20 |
| BA06806 | Selenium, Total | mg/L | 0.0000444 | 0.00066 | 0.10 | 0.102 | 0.103 | 0.104 | 0.085 to 0.115 | 102 | 70 to 130 | 0.976 | 20 |
| BA06806 | Barium, Total | mg/L | -0.00000008 | 0.0002 | 0.10 | 0.0941 | 0.0951 | 0.0951 | 0.085 to 0.115 | 94.1 | 70 to 130 | 1.06 | 20 |
| BA06806 | Chromium, Total | mg/L | 0.0000387 | 0.00044 | 0.10 | 0.101 | 0.103 | 0.100 | 0.085 to 0.115 | 101 | 70 to 130 | 1.96 | 20 |
| BA06806 | Beryllium, Total | mg/L | 0.0000370 | 0.00088 | 0.10 | 0.0892 | 0.0910 | 0.0933 | 0.085 to 0.115 | 89.2 | 70 to 130 | 2.00 | 20 |
| BA06806 | Boron, Total | mg/L | 0.00347 | 0.0650254 | 1.00 | 1.04 | 1.04 | 1.05 | 0.85 to 1.15 | 104 | 70 to 130 | 0.00 | 20 |
| BA06806 | Arsenic, Total | mg/L | 0.0000488 | 0.0001474 | 0.10 | 0.102 | 0.103 | 0.105 | 0.085 to 0.115 | 102 | 70 to 130 | 0.976 | 20 |
| BA06806 | Lithium, Total | mg/L | 0.000246 | 0.0154 | 0.20 | 0.203 | 0.202 | 0.210 | 0.17 to 0.23 | 102 | 70 to 130 | 0.494 | 20 |
| BA06806 | Calcium, Total | mg/L | -0.0128 | 0.1518 | 5.00 | 5.44 | 5.38 | 5.49 | 4.25 to 5.75 | 109 | 70 to 130 | 1.11 | 20 |
| BA06806 | Mercury, Total by CVAA | mg/L | -0.0000166 | 0.0005 | 0.004 | 0.00357 | 0.00360 | 0.00394 | 0.0034 to 0.0046 | 89.2 | 70 to 130 | 0.837 | 20 |
| BA06806 | Lead, Total | mg/L | 0.0000129 | 0.0001474 | 0.10 | 0.0997 | 0.101 | 0.102 | 0.085 to 0.115 | 99.7 | 70 to 130 | 1.30 | 20 |
| BA06806 | Antimony, Total | mg/L | 0.000216 | 0.00066 | 0.10 | 0.0949 | 0.0945 | 0.0950 | 0.085 to 0.115 | 94.9 | 70 to 130 | 0.422 | 20 |
| BA06806 | Cobalt, Total | mg/L | -0.00000024 | 0.0001474 | 0.10 | 0.102 | 0.103 | 0.102 | 0.085 to 0.115 | 102 | 70 to 130 | 0.976 | 20 |
| BA06806 | Molybdenum, Total | mg/L | -0.00000212 | 0.0001474 | 0.10 | 0.0998 | 0.100 | 0.102 | 0.085 to 0.115 | 99.8 | 70 to 130 | 0.200 | 20 |
| BA06806 | Thallium, Total | mg/L | 0.00000919 | 0.0001474 | 0.10 | 0.101 | 0.102 | 0.103 | 0.085 to 0.115 | 101 | 70 to 130 | 0.985 | 20 |

**Comments:**

Reported: 5/5/2020
Version: 3.1
COA_CCR

Alabama Power
General Test Laboratory
744 County Road 87, GSC #8
Calera, AL 35040

Alabama Power

# Batch QC Summary

**Customer Account:** WMWMILAP
**Sample Date:** 4/9/20 10:30
**Customer ID:**
**Delivery Date:** 4/9/20 13:24

**Description:** Miller Ash Pond - MW-23

**Laboratory ID Number:** BA06804

| Sample | Analysis | Units | MB | MB Limit | Spike | MS | Sample Duplicate | Standard | Standard Limit | Rec | Rec Limit | Prec | Prec Limit |
|---|---|---|---|---|---|---|---|---|---|---|---|---|---|
| BA06805 | Solids, Dissolved | mg/L | 0.0000 | 25 | | | 4620 | 50.0 | 40 to 60 | | | 0.00 | 5 |
| BA06806 | Chloride | mg/L | 0.0069 | 0.50 | 10.0 | 9.88 | 0.155 | 9.80 | 9 to 11 | 98.8 | 80 to 120 | 0.00 | 20 |
| BA06806 | Fluoride | mg/L | -0.0272 | 0.05 | 2.50 | 2.55 | -0.0298 | 2.53 | 2.25 to 2.75 | 102 | 80 to 120 | 0.00 | 20 |
| BA06806 | Sulfate | mg/L | -0.455 | 0.50 | 20.0 | 19.4 | -0.522 | 18.6 | 18 to 22 | 97.0 | 80 to 120 | 0.00 | 20 |

**Comments:**

Alabama Power
General Test Laboratory
744 County Road 87, GSC #8
Calera, AL 35040

# *Certificate Of Analysis*

Alabama Power

**Description:** Miller Ash Pond - MW-23 DUP

**Location Code:** WMWMILAP
**Collected:** 4/9/20 10:30
**Customer ID:**
**Submittal Date:** 4/9/20 13:24

**Laboratory ID Number:** BA06805

| Name | Prepared | Analyzed | Vio Spec | DF | Results | Units | MDL | RL | Q |
|---|---|---|---|---|---|---|---|---|---|
| ***Analytical Method: EPA 200.7*** | ***Analyst: RDA*** | | | | ***Preparation Method: EPA 1638*** | | | | |
| * Boron, Total | 4/10/20 09:30 | 4/14/20 12:53 | | 1.015 | 0.789 | mg/L | 0.03 | 0.1 | |
| * Calcium, Total | 4/10/20 09:30 | 4/14/20 13:34 | | 20.3 | 121 | mg/L | 2.03 | 10.15 | |
| * Lithium, Total | 4/10/20 09:30 | 4/14/20 12:53 | | 1.015 | 1.04 | mg/L | 0.01 | 0.02 | |
| ***Analytical Method: EPA 200.8*** | ***Analyst: DLJ*** | | | | ***Preparation Method: EPA 1638*** | | | | |
| * Antimony, Total | 4/9/20 15:10 | 4/10/20 09:36 | | 1.015 | 0.00148 | mg/L | 0.0008 | 0.003 | J |
| * Arsenic, Total | 4/9/20 15:10 | 4/10/20 09:36 | | 1.015 | Not Detected | mg/L | 0.001 | 0.005 | U |
| * Barium, Total | 4/9/20 15:10 | 4/10/20 12:29 | | 10.15 | 11.4 | mg/L | 0.0203 | 0.1015 | |
| * Beryllium, Total | 4/9/20 15:10 | 4/10/20 09:36 | | 1.015 | Not Detected | mg/L | 0.0006 | 0.003 | U |
| * Cadmium, Total | 4/9/20 15:10 | 4/10/20 09:36 | | 1.015 | Not Detected | mg/L | 0.0003 | 0.001 | U |
| * Chromium, Total | 4/9/20 15:10 | 4/10/20 09:36 | | 1.015 | Not Detected | mg/L | 0.002 | 0.01 | U |
| * Cobalt, Total | 4/9/20 15:10 | 4/10/20 09:36 | | 1.015 | Not Detected | mg/L | 0.002 | 0.005 | U |
| * Lead, Total | 4/9/20 15:10 | 4/10/20 09:36 | | 1.015 | Not Detected | mg/L | 0.001 | 0.005 | U |
| * Molybdenum, Total | 4/9/20 15:10 | 4/10/20 09:36 | | 1.015 | 0.00571 | mg/L | 0.002 | 0.01 | J |
| * Selenium, Total | 4/9/20 15:10 | 4/10/20 09:36 | | 1.015 | Not Detected | mg/L | 0.002 | 0.01 | U |
| * Thallium, Total | 4/9/20 15:10 | 4/10/20 09:36 | | 1.015 | Not Detected | mg/L | 0.0002 | 0.001 | U |
| ***Analytical Method: EPA 245.1*** | ***Analyst: GAS*** | | | | | | | | |
| * Mercury, Total by CVAA | 4/13/20 11:20 | 4/14/20 12:14 | | 1 | Not Detected | mg/L | 0.0003 | 0.0005 | U |
| ***Analytical Method: SM 2540C*** | ***Analyst: TJW*** | | | | | | | | |
| * Solids, Dissolved | 4/13/20 15:14 | 4/15/20 11:03 | | 1 | 4620 | mg/L | | 416.7 | |
| ***Analytical Method: SM4500Cl E*** | ***Analyst: JCC*** | | | | | | | | |
| * Chloride | 4/13/20 12:14 | 4/13/20 12:14 | | 200 | 2690 | mg/L | 100.00 | 200 | |
| ***Analytical Method: SM4500F G 2017*** | ***Analyst: JCC*** | | | | | | | | |
| * Fluoride | 4/13/20 13:53 | 4/13/20 13:53 | | 1 | 0.383 | mg/L | 0.06 | 0.1 | |
| ***Analytical Method: SM4500SO4 E 2011*** | ***Analyst: JCC*** | | | | | | | | |
| * Sulfate | 4/15/20 13:59 | 4/15/20 13:59 | | 1 | 2.17 | mg/L | 0.50 | 1 | |
| ***Analytical Method: Field Measurements*** | ***Analyst: TJD*** | | | | | | | | |
| Conductivity | 4/9/20 10:26 | 4/9/20 10:26 | | | 7460.6 | uS/cm | | | FA |
| pH | 4/9/20 10:26 | 4/9/20 10:26 | | | 7.65 | SU | | | FA |
| Temperature | 4/9/20 10:26 | 4/9/20 10:26 | | | 18.91 | C | | | FA |
| Turbidity | 4/9/20 10:26 | 4/9/20 10:26 | | | 4.39 | NTU | | | FA |

MDL's and RL's are adjusted for sample dilution, as applicable

**Comments:**

Reported: 5/5/2020
Version: 3.1
COA_CCR

Alabama Power
General Test Laboratory
744 County Road 87, GSC #8
Calera, AL 35040

# Batch QC Summary

Alabama Power

**Customer Account:** WMWMILAP
**Sample Date:** 4/9/20 10:30
**Customer ID:**
**Delivery Date:** 4/9/20 13:24

**Description**: Miller Ash Pond - MW-23 DUP

**Laboratory ID Number:** BA06805

| Sample | Analysis | Units | MB | MB Limit | Spike | MS | MSD | Standard | Standard Limit | Rec | Rec Limit | Prec | Prec Limit |
|---|---|---|---|---|---|---|---|---|---|---|---|---|---|
| BA06806 | Cadmium, Total | mg/L | 0.0000205 | 0.0001474 | 0.10 | 0.101 | 0.101 | 0.101 | 0.085 to 0.115 | 101 | 70 to 130 | 0.00 | 20 |
| BA06806 | Selenium, Total | mg/L | 0.0000444 | 0.00066 | 0.10 | 0.102 | 0.103 | 0.104 | 0.085 to 0.115 | 102 | 70 to 130 | 0.976 | 20 |
| BA06806 | Arsenic, Total | mg/L | 0.0000488 | 0.0001474 | 0.10 | 0.102 | 0.103 | 0.105 | 0.085 to 0.115 | 102 | 70 to 130 | 0.976 | 20 |
| BA06806 | Lithium, Total | mg/L | 0.000246 | 0.0154 | 0.20 | 0.203 | 0.202 | 0.210 | 0.17 to 0.23 | 102 | 70 to 130 | 0.494 | 20 |
| BA06806 | Barium, Total | mg/L | -0.00000008 | 0.0002 | 0.10 | 0.0941 | 0.0951 | 0.0951 | 0.085 to 0.115 | 94.1 | 70 to 130 | 1.06 | 20 |
| BA06806 | Chromium, Total | mg/L | 0.0000387 | 0.00044 | 0.10 | 0.101 | 0.103 | 0.100 | 0.085 to 0.115 | 101 | 70 to 130 | 1.96 | 20 |
| BA06806 | Beryllium, Total | mg/L | 0.0000370 | 0.00088 | 0.10 | 0.0892 | 0.0910 | 0.0933 | 0.085 to 0.115 | 89.2 | 70 to 130 | 2.00 | 20 |
| BA06806 | Boron, Total | mg/L | 0.00347 | 0.0650254 | 1.00 | 1.04 | 1.04 | 1.05 | 0.85 to 1.15 | 104 | 70 to 130 | 0.00 | 20 |
| BA06806 | Calcium, Total | mg/L | -0.0128 | 0.1518 | 5.00 | 5.44 | 5.38 | 5.49 | 4.25 to 5.75 | 109 | 70 to 130 | 1.11 | 20 |
| BA06806 | Mercury, Total by CVAA | mg/L | -0.0000166 | 0.0005 | 0.004 | 0.00357 | 0.00360 | 0.00394 | 0.0034 to 0.0046 | 89.2 | 70 to 130 | 0.837 | 20 |
| BA06806 | Lead, Total | mg/L | 0.0000129 | 0.0001474 | 0.10 | 0.0997 | 0.101 | 0.102 | 0.085 to 0.115 | 99.7 | 70 to 130 | 1.30 | 20 |
| BA06806 | Antimony, Total | mg/L | 0.000216 | 0.00066 | 0.10 | 0.0949 | 0.0945 | 0.0950 | 0.085 to 0.115 | 94.9 | 70 to 130 | 0.422 | 20 |
| BA06806 | Cobalt, Total | mg/L | -0.00000024 | 0.0001474 | 0.10 | 0.102 | 0.103 | 0.102 | 0.085 to 0.115 | 102 | 70 to 130 | 0.976 | 20 |
| BA06806 | Molybdenum, Total | mg/L | -0.00000212 | 0.0001474 | 0.10 | 0.0998 | 0.100 | 0.102 | 0.085 to 0.115 | 99.8 | 70 to 130 | 0.200 | 20 |
| BA06806 | Thallium, Total | mg/L | 0.00000919 | 0.0001474 | 0.10 | 0.101 | 0.102 | 0.103 | 0.085 to 0.115 | 101 | 70 to 130 | 0.985 | 20 |

**Comments:**

Reported: 5/5/2020
Version: 3.1
COA_CCR

Alabama Power
General Test Laboratory
744 County Road 87, GSC #8
Calera, AL 35040

Alabama Power

# Batch QC Summary

**Customer Account:** WMWMILAP
**Sample Date:** 4/9/20 10:30
**Customer ID:**
**Delivery Date:** 4/9/20 13:24

**Description:** Miller Ash Pond - MW-23 DUP

**Laboratory ID Number:** BA06805

| Sample | Analysis | Units | MB | MB Limit | Spike | MS | Sample Duplicate | Standard | Standard Limit | Rec | Rec Limit | Prec | Prec Limit |
|---|---|---|---|---|---|---|---|---|---|---|---|---|---|
| BA06805 | Solids, Dissolved | mg/L | 0.0000 | 25 | | | 4620 | 50.0 | 40 to 60 | | | 0.00 | 5 |
| BA06806 | Sulfate | mg/L | -0.455 | 0.50 | 20.0 | 19.4 | -0.522 | 18.6 | 18 to 22 | 97.0 | 80 to 120 | 0.00 | 20 |
| BA06806 | Fluoride | mg/L | -0.0272 | 0.05 | 2.50 | 2.55 | -0.0298 | 2.53 | 2.25 to 2.75 | 102 | 80 to 120 | 0.00 | 20 |
| BA06806 | Chloride | mg/L | 0.0069 | 0.50 | 10.0 | 9.88 | 0.155 | 9.80 | 9 to 11 | 98.8 | 80 to 120 | 0.00 | 20 |

**Comments:**

Reported: 5/5/2020
Version: 3.1
COA_CCR

Alabama Power
General Test Laboratory
744 County Road 87, GSC #8
Calera, AL 35040

# *Certificate Of Analysis*

Alabama Power

**Description:** Miller Ash Pond Equipment Blank

**Location Code:** WMWMILAPEB
**Collected:** 4/9/20 11:00
**Customer ID:**
**Submittal Date:** 4/9/20 13:24

**Laboratory ID Number:** BA06806

| Name | Prepared | Analyzed | Vio Spec | DF | Results | Units | MDL | RL | Q |
|---|---|---|---|---|---|---|---|---|---|
| ***Analytical Method: EPA 200.7*** | ***Analyst: RDA*** | | | | ***Preparation Method: EPA 1638*** | | | | |
| * Boron, Total | 4/10/20 09:30 | 4/14/20 12:56 | | 1.015 | Not Detected | mg/L | 0.03 | 0.1 | U |
| * Calcium, Total | 4/10/20 09:30 | 4/14/20 12:56 | | 1.015 | Not Detected | mg/L | 0.1 | 0.5 | U |
| * Lithium, Total | 4/10/20 09:30 | 4/14/20 12:56 | | 1.015 | Not Detected | mg/L | 0.01 | 0.02 | U |
| ***Analytical Method: EPA 200.8*** | ***Analyst: DLJ*** | | | | ***Preparation Method: EPA 1638*** | | | | |
| * Antimony, Total | 4/9/20 15:10 | 4/10/20 09:38 | | 1.015 | Not Detected | mg/L | 0.0008 | 0.003 | U |
| * Arsenic, Total | 4/9/20 15:10 | 4/10/20 09:38 | | 1.015 | Not Detected | mg/L | 0.001 | 0.005 | U |
| * Barium, Total | 4/9/20 15:10 | 4/10/20 09:38 | | 1.015 | Not Detected | mg/L | 0.002 | 0.01 | U |
| * Beryllium, Total | 4/9/20 15:10 | 4/10/20 09:38 | | 1.015 | Not Detected | mg/L | 0.0006 | 0.003 | U |
| * Cadmium, Total | 4/9/20 15:10 | 4/10/20 09:38 | | 1.015 | Not Detected | mg/L | 0.0003 | 0.001 | U |
| * Chromium, Total | 4/9/20 15:10 | 4/10/20 09:38 | | 1.015 | Not Detected | mg/L | 0.002 | 0.01 | U |
| * Cobalt, Total | 4/9/20 15:10 | 4/10/20 09:38 | | 1.015 | Not Detected | mg/L | 0.002 | 0.005 | U |
| * Lead, Total | 4/9/20 15:10 | 4/10/20 09:38 | | 1.015 | Not Detected | mg/L | 0.001 | 0.005 | U |
| * Molybdenum, Total | 4/9/20 15:10 | 4/10/20 09:38 | | 1.015 | Not Detected | mg/L | 0.002 | 0.01 | U |
| * Selenium, Total | 4/9/20 15:10 | 4/10/20 09:38 | | 1.015 | Not Detected | mg/L | 0.002 | 0.01 | U |
| * Thallium, Total | 4/9/20 15:10 | 4/10/20 09:38 | | 1.015 | Not Detected | mg/L | 0.0002 | 0.001 | U |
| ***Analytical Method: EPA 245.1*** | ***Analyst: GAS*** | | | | | | | | |
| * Mercury, Total by CVAA | 4/13/20 11:20 | 4/14/20 12:17 | | 1 | Not Detected | mg/L | 0.0003 | 0.0005 | U |
| ***Analytical Method: SM 2540C*** | ***Analyst: TJW*** | | | | | | | | |
| * Solids, Dissolved | 4/13/20 15:14 | 4/15/20 11:03 | | 1 | Not Detected | mg/L | | 25 | U |
| ***Analytical Method: SM4500Cl E*** | ***Analyst: JCC*** | | | | | | | | |
| * Chloride | 4/13/20 12:15 | 4/13/20 12:15 | | 1 | Not Detected | mg/L | 0.50 | 1 | U |
| ***Analytical Method: SM4500F G 2017*** | ***Analyst: JCC*** | | | | | | | | |
| * Fluoride | 4/13/20 13:55 | 4/13/20 13:55 | | 1 | Not Detected | mg/L | 0.06 | 0.1 | U |
| ***Analytical Method: SM4500SO4 E 2011*** | ***Analyst: JCC*** | | | | | | | | |
| * Sulfate | 4/15/20 14:00 | 4/15/20 14:00 | | 1 | Not Detected | mg/L | 0.50 | 1 | U |

MDL's and RL's are adjusted for sample dilution, as applicable

**Comments:**

Reported: 5/5/2020
Version: 3.1
COA_CCR

Alabama Power
General Test Laboratory
744 County Road 87, GSC #8
Calera, AL 35040

# Batch QC Summary

Alabama Power

**Customer Account:** WMWMILAPEB
**Sample Date:** 4/9/20 11:00
**Customer ID:**
**Delivery Date:** 4/9/20 13:24

**Description**: Miller Ash Pond Equipment Blank

**Laboratory ID Number:** BA06806

| Sample | Analysis | Units | MB | MB Limit | Spike | MS | MSD | Standard | Standard Limit | Rec | Rec Limit | Prec | Prec Limit |
|---|---|---|---|---|---|---|---|---|---|---|---|---|---|
| BA06806 | Cadmium, Total | mg/L | 0.0000205 | 0.0001474 | 0.10 | 0.101 | 0.101 | 0.101 | 0.085 to 0.115 | 101 | 70 to 130 | 0.00 | 20 |
| BA06806 | Selenium, Total | mg/L | 0.0000444 | 0.00066 | 0.10 | 0.102 | 0.103 | 0.104 | 0.085 to 0.115 | 102 | 70 to 130 | 0.976 | 20 |
| BA06806 | Arsenic, Total | mg/L | 0.0000488 | 0.0001474 | 0.10 | 0.102 | 0.103 | 0.105 | 0.085 to 0.115 | 102 | 70 to 130 | 0.976 | 20 |
| BA06806 | Lithium, Total | mg/L | 0.000246 | 0.0154 | 0.20 | 0.203 | 0.202 | 0.210 | 0.17 to 0.23 | 102 | 70 to 130 | 0.494 | 20 |
| BA06806 | Barium, Total | mg/L | -0.00000008 | 0.0002 | 0.10 | 0.0941 | 0.0951 | 0.0951 | 0.085 to 0.115 | 94.1 | 70 to 130 | 1.06 | 20 |
| BA06806 | Chromium, Total | mg/L | 0.0000387 | 0.00044 | 0.10 | 0.101 | 0.103 | 0.100 | 0.085 to 0.115 | 101 | 70 to 130 | 1.96 | 20 |
| BA06806 | Beryllium, Total | mg/L | 0.0000370 | 0.00088 | 0.10 | 0.0892 | 0.0910 | 0.0933 | 0.085 to 0.115 | 89.2 | 70 to 130 | 2.00 | 20 |
| BA06806 | Boron, Total | mg/L | 0.00347 | 0.0650254 | 1.00 | 1.04 | 1.04 | 1.05 | 0.85 to 1.15 | 104 | 70 to 130 | 0.00 | 20 |
| BA06806 | Cobalt, Total | mg/L | -0.00000024 | 0.0001474 | 0.10 | 0.102 | 0.103 | 0.102 | 0.085 to 0.115 | 102 | 70 to 130 | 0.976 | 20 |
| BA06806 | Molybdenum, Total | mg/L | -0.00000212 | 0.0001474 | 0.10 | 0.0998 | 0.100 | 0.102 | 0.085 to 0.115 | 99.8 | 70 to 130 | 0.200 | 20 |
| BA06806 | Thallium, Total | mg/L | 0.00000919 | 0.0001474 | 0.10 | 0.101 | 0.102 | 0.103 | 0.085 to 0.115 | 101 | 70 to 130 | 0.985 | 20 |
| BA06806 | Calcium, Total | mg/L | -0.0128 | 0.1518 | 5.00 | 5.44 | 5.38 | 5.49 | 4.25 to 5.75 | 109 | 70 to 130 | 1.11 | 20 |
| BA06806 | Mercury, Total by CVAA | mg/L | -0.0000166 | 0.0005 | 0.004 | 0.00357 | 0.00360 | 0.00394 | 0.0034 to 0.0046 | 89.2 | 70 to 130 | 0.837 | 20 |
| BA06806 | Lead, Total | mg/L | 0.0000129 | 0.0001474 | 0.10 | 0.0997 | 0.101 | 0.102 | 0.085 to 0.115 | 99.7 | 70 to 130 | 1.30 | 20 |
| BA06806 | Antimony, Total | mg/L | 0.000216 | 0.00066 | 0.10 | 0.0949 | 0.0945 | 0.0950 | 0.085 to 0.115 | 94.9 | 70 to 130 | 0.422 | 20 |

**Comments:**

Reported: 5/5/2020
Version: 3.1
COA_CCR

Alabama Power
General Test Laboratory
744 County Road 87, GSC #8
Calera, AL 35040

Alabama Power

# Batch QC Summary

**Customer Account:** WMWMILAPEB
**Sample Date:** 4/9/20 11:00
**Customer ID:**
**Delivery Date:** 4/9/20 13:24

**Description:** Miller Ash Pond Equipment Blank

**Laboratory ID Number:** BA06806

| Sample | Analysis | Units | MB | MB Limit | Spike | MS | Sample Duplicate | Standard | Standard Limit | Rec | Rec Limit | Prec | Prec Limit |
|---|---|---|---|---|---|---|---|---|---|---|---|---|---|
| BA06806 | Sulfate | mg/L | -0.455 | 0.50 | 20.0 | 19.4 | -0.522 | 18.6 | 18 to 22 | 97.0 | 80 to 120 | 0.00 | 20 |
| BA06805 | Solids, Dissolved | mg/L | 0.0000 | 25 | | | 4620 | 50.0 | 40 to 60 | | | 0.00 | 5 |
| BA06806 | Chloride | mg/L | 0.0069 | 0.50 | 10.0 | 9.88 | 0.155 | 9.80 | 9 to 11 | 98.8 | 80 to 120 | 0.00 | 20 |
| BA06806 | Fluoride | mg/L | -0.0272 | 0.05 | 2.50 | 2.55 | -0.0298 | 2.53 | 2.25 to 2.75 | 102 | 80 to 120 | 0.00 | 20 |

**Comments:**

Alabama Power
General Test Laboratory
744 County Road 87, GSC #8
Calera, AL 35040
(205) 664-6001

# *Definitions*

Alabama Power

| Abbreviation | Description |
|---|---|
| DF | Dilution Factor |
| LCS | Lab Control Sample |
| LFM | Lab Fortified Matrix |
| MB | Method Blank |
| MDL | Method Detection Limit; minimum concentration of an analyte that can be determined with 99% confidence that the concentration is greater than zero. |
| MS | Matrix Spike |
| MSD | Matrix Spike Duplicate |
| Prec | Precision (% RPD) |
| Q | Qualifier; comment used to note deviations or additional information associated with analytical results. |
| QC | Quality Control |
| Rec | Recovery of Matrix Spike |
| RL | Reporting Limit; lowest concentration at which an analyte can be quantitatively measured. |
| Vio Spec | Violation Specification; regulatory limit which has been exceeded by the sample analyzed. |

| Qualifier | Description |
|---|---|
| FA | Field results were reviewed by the Water Field Group. |
| J | Reported value is an estimate because concentration is less than reporting limit. |
| U | Compound was analyzed, but not detected. |

# Chain of Custody
## Groundwater
APC General Testing Laboratory

☑ Field Complete ☐ Outside Lab
☑ Lab Complete

Lab ETA: 04/09/2020 14:24

| | | | |
|---|---|---|---|
| Requested Complete Date | Routine | Results To | Dustin Brooks, Greg Dyer |
| Site Representative | Madison Maughon | Requested By | Greg Dyer |
| Collector | TJ Daugherty | Location | Miller Ash Pond |

Bottles

| | | | | | | | | | | | |
|---|---|---|---|---|---|---|---|---|---|---|---|
| 1 | Metals | 500 mL | 3 | TDS | 500 mL | 5 | N/A | N/A | 7 | N/A | N/A |
| 2 | Hg | 250 mL | 4 | Anions | 250 mL | 6 | N/A | N/A | 8 | N/A | N/A |

Comments:

| Sample # | Date | Time | Bottle Count | Description | Lab Filter | Lab Id |
|---|---|---|---|---|---|---|
| FB-1 | 04/09/2020 | 09:10 | 4 | Field Blank | | BA06803 |
| MW-23 | 04/09/2020 | 10:30 | 4 | Groundwater | | BA06804 |
| MW-23 Dup | 04/09/2020 | 10:30 | 4 | Sample Duplicate | | BA06805 |
| EB-1 | 04/09/2020 | 11:00 | 4 | Equipment Blank | | BA06806 |
| | | | | | | |
| | | | | | | |
| | | | | | | |
| | | | | | | |
| | | | | | | |
| | | | | | | |
| | | | | | | |
| | | | | | | |
| | | | | | | |
| | | | | | | |
| | | | | | | |
| | | | | | | |
| | | | | | | |
| | | | | | | |
| | | | | | | |

| Relinquished By | Received By | Date/Time |
|---|---|---|
| | | 04/09/2020 12:38 |
| | | |
| | | |

| | | | |
|---|---|---|---|
| SmarTroll ID | 7586-41445-5-4 | All metals and radiological bottles have pH < 2 | ☑ |
| Turbidity ID | 4677-23342-4-1 | Cooler Temp | 2.3 degrees C |
| Sample Event | 1273 | Thermometer ID | 5408-27568-2-2 |
| | | pH Strip ID | 7901-43573-2-2 |

Bottles/Pre-Preserved Bottles are provided by the GTL

# Alabama Power Company
# Plant Miller Ash Pond

| WELL ID | READING TIME | DESCRIPTION | VALUE | UNIT |
|---|---|---|---|---|
| MR-AP-MW-23 | 4/9/2020 10:11 | Conductivity | 7367.41 | uS/cm |
| MR-AP-MW-23 | 4/9/2020 10:11 | DO | 0.26 | mg/L |
| MR-AP-MW-23 | 4/9/2020 10:11 | Depth to Water Detail | 56.1 | ft |
| MR-AP-MW-23 | 4/9/2020 10:11 | Oxidation Reduction Potention | -150.93 | mv |
| MR-AP-MW-23 | 4/9/2020 10:11 | pH | 7.67 | pH |
| MR-AP-MW-23 | 4/9/2020 10:11 | Temperature | 18.03 | C |
| MR-AP-MW-23 | 4/9/2020 10:11 | Turbidity | 10.5 | NTU |
| MR-AP-MW-23 | 4/9/2020 10:16 | Conductivity | 7403.48 | uS/cm |
| MR-AP-MW-23 | 4/9/2020 10:16 | DO | 0.32 | mg/L |
| MR-AP-MW-23 | 4/9/2020 10:16 | Depth to Water Detail | 56.46 | ft |
| MR-AP-MW-23 | 4/9/2020 10:16 | Oxidation Reduction Potention | -147.43 | mv |
| MR-AP-MW-23 | 4/9/2020 10:16 | pH | 7.66 | pH |
| MR-AP-MW-23 | 4/9/2020 10:16 | Temperature | 18.39 | C |
| MR-AP-MW-23 | 4/9/2020 10:16 | Turbidity | 6.19 | NTU |
| MR-AP-MW-23 | 4/9/2020 10:21 | Conductivity | 7470.33 | uS/cm |
| MR-AP-MW-23 | 4/9/2020 10:21 | DO | 0.34 | mg/L |
| MR-AP-MW-23 | 4/9/2020 10:21 | Depth to Water Detail | 56.72 | ft |
| MR-AP-MW-23 | 4/9/2020 10:21 | Oxidation Reduction Potention | -146.7 | mv |
| MR-AP-MW-23 | 4/9/2020 10:21 | pH | 7.66 | pH |
| MR-AP-MW-23 | 4/9/2020 10:21 | Temperature | 18.67 | C |
| MR-AP-MW-23 | 4/9/2020 10:21 | Turbidity | 5.09 | NTU |
| MR-AP-MW-23 | 4/9/2020 10:26 | Conductivity | 7460.6 | uS/cm |
| MR-AP-MW-23 | 4/9/2020 10:26 | DO | 0.42 | mg/L |
| MR-AP-MW-23 | 4/9/2020 10:26 | Depth to Water Detail | 56.74 | ft |
| MR-AP-MW-23 | 4/9/2020 10:26 | Oxidation Reduction Potention | -142.89 | mv |
| MR-AP-MW-23 | 4/9/2020 10:26 | pH | 7.65 | pH |
| MR-AP-MW-23 | 4/9/2020 10:26 | Temperature | 18.91 | C |
| MR-AP-MW-23 | 4/9/2020 10:26 | Turbidity | 4.39 | NTU |

Alabama Power General Test Laboratory
744 County Road 87, GSC#8
Calera, AL 35040
(205) 664-6032 or 6171
FAX (205) 257-1654

***Field Case Narrative***

# Miller Ash Pond

## 2020 Compliance Event 2

All samples were collected using methods defined in Alabama Power's Water Field Group Low-Flow Groundwater Sampling Procedure and the associated site-specific Sampling and Analysis Plan (SAP).

Black particles were observed in the sample stream at well MW-19HA at the 80-minute mark. Turbidity levels fell back into sampling range after 20 minutes.

Field quality control procedures were performed as follows:

- Blanks and Sample Duplicates were collected as described in the SAP.
- Calibration verifications for all required field parameters were performed daily, before and after sample collection.

Alabama Power
General Test Laboratory
744 County Road 87, GSC #8
Calera, AL 35040
205-664-6001

# *Analytical Report*

Alabama Power

**Sample Group :** WMWMILAP_1304

**Project/Site :** Miller Ash Pond
Quinton, AL 35130

**For :** Southern Company Services
3535 Colonade Parkway
Birmingham, AL 35243

**Attention :** Dustin Brooks & Greg Dyer

**Released By :** Laura Midkiff
lbmidkif@southernco.com
(205) 664-6197

Alabama Power
General Test Laboratory
744 County Road 87, GSC #8
Calera, AL 35040
(205) 664-6001

Alabama Power

November 20, 2020

Dear Dustin Brooks,

Enclosed are the analytical results for sample(s) received by the laboratory between October 15, 2020 and October 27, 2020. All results reported herein conform to the laboratory's most current Quality Assurance Manual. Results marked with an asterisk conform to the most current applicable TNI/NELAC requirements. Exceptions will be noted in the body of the report.

Laboratory certification ID: E571114
Issued By: State of Florida, Department of Health
Expiration: June 30, 2021

If you have any questions concerning this report, please feel free to contact me.

Sincerely,

Quality Control: Laura Midkiff

Digitally signed by Laura Midkiff
DN: cn=Laura Midkiff, o=Alabama Power Company, ou=Environmental Affairs, email=lbmidkif@southernco.com, c=US
Date: 2020.11.20 15:25:47 -06'00'

Supervision: T. Durant Maske

Digitally signed by T. Durant Maske
DN: cn=T. Durant Maske, o=Alabama Power Company, ou=Environmental Affairs, email=tdmaske@southernco.com, c=US
Date: 2020.11.30 12:10:46 -06'00'

NELAP ACCREDITED TNI LABORATORY

**REPORT OF LABORATORY ANALYSIS**

**This Certificate states the physical and/or chemical characteristics of the sample as submitted. This document shall not be reproduced, except in full, without written consent from Alabama Power's General Test Laboratory.**

Alabama Power Lab & Field SERVICES

Alabama Power
General Test Laboratory
744 County Road 87, GSC #8
Calera, AL 35040

# *Case Narrative*

Alabama Power

Total Metals ICP

Miller Ash Pond

WMWMILAP_1304

1. This report consists of all MWs and corresponding Lab IDs listed on the Chain of Custody.
2. Refer to comments on Chain of Custody for information regarding sample receipt.
3. All standards and solutions meet NELAP traceability requirements and were used within their recommended shelf life.

| Sample ID | Batch ID | Project ID |
|---|---|---|
| BA19020 | 686163 | WMWMILAP_1304 |
| BA19021 | 686163 | WMWMILAP_1304 |
| BA19070 | 686163 | WMWMILAP_1304 |
| BA19071 | 686163 | WMWMILAP_1304 |
| BA19072 | 686163 | WMWMILAP_1304 |
| BA19073 | 686163 | WMWMILAP_1304 |
| BA19074 | 686163 | WMWMILAP_1304 |
| BA19075 | 686163 | WMWMILAP_1304 |
| BA19076 | 686163 | WMWMILAP_1304 |
| BA19077 | 686163 | WMWMILAP_1304 |
| BA19078 | 686164 | WMWMILAP_1304 |
| BA19079 | 686164 | WMWMILAP_1304 |
| BA19080 | 686164 | WMWMILAP_1304 |
| BA19081 | 686164 | WMWMILAP_1304 |
| BA19082 | 686164 | WMWMILAP_1304 |
| BA19083 | 686164 | WMWMILAP_1304 |
| BA19084 | 686164 | WMWMILAP_1304 |
| BA19085 | 686164 | WMWMILAP_1304 |
| BA19086 | 686164 | WMWMILAP_1304 |
| BA19087 | 686164 | WMWMILAP_1304 |
| BA19088 | 686165 | WMWMILAP_1304 |
| BA19089 | 686165 | WMWMILAP_1304 |
| BA19090 | 686165 | WMWMILAP_1304 |
| BA19091 | 686165 | WMWMILAP_1304 |
| BA19331 | 686165 | WMWMILAP_1304 |
| BA19332 | 686165 | WMWMILAP_1304 |
| BA19334 | 686165 | WMWMILAP_1304 |
| BA19335 | 686165 | WMWMILAP_1304 |
| BA19336 | 686165 | WMWMILAP_1304 |
| BA19337 | 686165 | WMWMILAP_1304 |
| BA19338 | 686166 | WMWMILAP_1304 |

| | | |
|---|---|---|
| BA19339 | 686166 | WMWMILAP_1304 |
| BA19340 | 686166 | WMWMILAP_1304 |
| BA19341 | 686166 | WMWMILAP_1304 |
| BA19342 | 686166 | WMWMILAP_1304 |
| BA19343 | 686166 | WMWMILAP_1304 |
| BA19344 | 686166 | WMWMILAP_1304 |
| BA19345 | 686166 | WMWMILAP_1304 |
| BA19504 | 686166 | WMWMILAP_1304 |
| BA19505 | 686166 | WMWMILAP_1304 |
| BA19506 | 686167 | WMWMILAP_1304 |
| BA19507 | 686167 | WMWMILAP_1304 |
| BA19508 | 686167 | WMWMILAP_1304 |
| BA19509 | 686167 | WMWMILAP_1304 |
| BA19510 | 686167 | WMWMILAP_1304 |
| BA19511 | 686167 | WMWMILAP_1304 |
| BA19512 | 686167 | WMWMILAP_1304 |
| BA19513 | 686167 | WMWMILAP_1304 |
| BA19514 | 686167 | WMWMILAP_1304 |
| BA19515 | 686167 | WMWMILAP_1304 |
| BA19516 | 686168 | WMWMILAP_1304 |
| BA19750 | 686168 | WMWMILAP_1304 |
| BA19751 | 686168 | WMWMILAP_1304 |
| BA19752 | 686168 | WMWMILAP_1304 |
| BA19753 | 686168 | WMWMILAP_1304 |

4. All of the above samples were analyzed by EPA 200.7 and prepared by EPA 1638.
5. All samples were prepared and analyzed within the established hold times.
6. All in house quality control procedures were followed, as described below.

General Quality Control Procedures:

- Prior to sample analysis, an initial calibration verification (ICV) was analyzed, and all criteria were met.
- Following the ICV, an initial calibration blank (ICB) was analyzed and was below the limit of quantitation for all requested analytes.
- All continued calibration verification (CCV) were within the acceptance criteria for the requested analytes.
- All continued calibration blanks (CCB) were below the limit of quantitation for the requested analytes.
- A preparation method blank and laboratory control sample were digested and analyzed with the samples in each digestion batch.
- All laboratory control sample criteria were met.
- The method blank associated with each digestion batch passed all acceptance criteria for all requested analytes.

- All calibration curve requirements were within acceptance criteria.
- All sample internal standard criteria were met.
- The spectral interference check associated with EPA 200.7 was analyzed and all acceptance criteria were met.
- It is noted that the QC summary page typically provides the QC results from the original batch analytical sequence. If dilutions were subsequently performed to bring sample concentrations within the calibration range, any additional QC data from the dilution analyses may need to be obtained from the laboratory. Any qualifications applied to original analyses or dilution re-analyses are based upon QC data available at the time of review.

Matrix Specific Quality Control Procedures:

Similarity of matrix and therefore relevance of matrix specific QC results should not be automatically inferred for any sample other than the sample selected for QC.

- A matrix spike and matrix spike duplicate were digested and analyzed with each ICP batch. All acceptance criteria for accuracy were met, except for the following:
  - BA19077 Sodium MS/MSD spike level is less than 30% of sample nominal concentration.
  - BA19087 Calcium MS/MSD spike level is less than 30% of sample nominal concentration.
  - BA19337 Calcium and Sodium MS/MSD spike levels are less than 30% of sample nominal concentrations.
  - BA19505 Calcium, Sodium, Magnesium, and Iron MS/MSD spike levels are less than 30% of sample nominal concentrations.
  - BA19515 Sodium MS/MSD spike level is less than 30% of sample nominal concentration.
- A matrix spike and matrix spike duplicate were digested and analyzed with each ICP batch. All acceptance criteria for precision were met.

7. The following samples were diluted due to the analyzed sample concentration being greater than the high standard of the calibration curve:

| Sample ID | Analyte | Dilution factor |
|---|---|---|
| BA19020 | Sodium | 50.75 |
| BA19070 | Calcium | 10.15 |
| BA19071 | Calcium | 10.15 |
| BA19072 | Calcium, Sodium | 50.75 |
| BA19073 | Sodium | 50.75 |
| BA19075 | Calcium, Sodium | 50.75 |
| BA19076 | Calcium, Sodium | 50.75 |
| BA19077 | Calcium, Magnesium, Sodium | 50.75 |
| BA19078 | Calcium, Magnesium, Sodium | 50.75 |
| BA19079 | Calcium, Magnesium | 10.15 |
| BA19080 | Calcium, Iron, Magnesium | 10.15 |

| | | |
|---|---|---|
| BA19081 | Calcium, Sodium | 10.15 |
| BA19082 | Calcium, Sodium | 10.15 |
| BA19083 | Calcium, Iron | 10.15 |
| BA19084 | Sodium | 50.75 |
| BA19085 | Calcium, Sodium | 10.15 |
| BA19086 | Calcium, Magnesium | 10.15 |
| BA19087 | Calcium, Magnesium | 10.15 |
| BA19088 | Calcium | 10.15 |
| BA19089 | Calcium, Magnesium, Sodium | 10.15 |
| BA19091 | Calcium | 10.15 |
| BA19332 | Sodium | 10.15 |
| BA19334 | Calcium, Magnesium, Sodium | 50.75 |
| BA19336 | Calcium, Magnesium, Sodium | 50.75 |
| BA19337 | Sodium | 10.15 |
| BA19338 | Sodium | 10.15 |
| BA19339 | Calcium, Magnesium, Sodium | 50.75 |
| BA19340 | Calcium, Magnesium, Sodium | 50.75 |
| BA19341 | Calcium, Sodium | 10.15 |
| BA19344 | Sodium | 50.75 |
| BA19345 | Calcium | 10.15 |
| BA19504 | Calcium, Iron, Magnesium, Sodium | 10.15 |
| BA19505 | Calcium, Iron, Magnesium, Sodium | 10.15 |
| BA19506 | Calcium, Iron, Magnesium, Sodium | 20.3 |
| BA19507 | Calcium, Sodium | 10.15 |
| BA19508 | Calcium, Iron, Sodium | 10.15 |
| BA19509 | Calcium, Sodium | 50.75 |
| BA19510 | Calcium, Iron, Sodium | 10.15 |
| BA19511 | Sodium | 50.75 |
| BA19512 | Sodium | 50.75 |
| BA19513 | Calcium, Iron, Sodium | 10.15 |
| BA19515 | Sodium | 50.75 |
| BA19516 | Calcium, Iron, Magnesium, Sodium | 101.5 |
| BA19750 | Calcium | 10.15 |
| BA19751 | Sodium | 50.75 |
| BA19752 | Calcium, Sodium | 50.75 |
| BA19753 | Calcium, Magnesium, Sodium | 50.75 |

8. The raw data results are shown with dilution factors included.

Alabama Power
General Test Laboratory
744 County Road 87, GSC #8
Calera, AL 35040

# Case Narrative

Alabama Power

Dissolved Metals ICP

Miller Ash Pond

WMWMILAP_1304

1. This report consists of all MWs and corresponding Lab IDs listed on the Chain of Custody.
2. Refer to comments on Chain of Custody for information regarding sample receipt.
3. All standards and solutions meet NELAP traceability requirements and were used within their recommended shelf life.

| Sample ID | Batch ID | Project ID |
|---|---|---|
| BA19020 | 685733 | WMWMILAP_1304 |
| BA19070 | 685733 | WMWMILAP_1304 |
| BA19071 | 685733 | WMWMILAP_1304 |
| BA19072 | 685733 | WMWMILAP_1304 |
| BA19073 | 685733 | WMWMILAP_1304 |
| BA19075 | 685733 | WMWMILAP_1304 |
| BA19076 | 685733 | WMWMILAP_1304 |
| BA19077 | 685733 | WMWMILAP_1304 |
| BA19078 | 685733 | WMWMILAP_1304 |
| BA19079 | 685733 | WMWMILAP_1304 |
| BA19080 | 685734 | WMWMILAP_1304 |
| BA19081 | 685734 | WMWMILAP_1304 |
| BA19082 | 685734 | WMWMILAP_1304 |
| BA19083 | 685734 | WMWMILAP_1304 |
| BA19084 | 685734 | WMWMILAP_1304 |
| BA19085 | 685734 | WMWMILAP_1304 |
| BA19086 | 685734 | WMWMILAP_1304 |
| BA19087 | 685734 | WMWMILAP_1304 |
| BA19088 | 685734 | WMWMILAP_1304 |
| BA19089 | 685734 | WMWMILAP_1304 |
| BA19091 | 685735 | WMWMILAP_1304 |
| BA19332 | 685735 | WMWMILAP_1304 |
| BA19333 | 685735 | WMWMILAP_1304 |
| BA19334 | 685735 | WMWMILAP_1304 |
| BA19336 | 685735 | WMWMILAP_1304 |
| BA19337 | 685735 | WMWMILAP_1304 |
| BA19338 | 685735 | WMWMILAP_1304 |
| BA19339 | 685735 | WMWMILAP_1304 |
| BA19340 | 685735 | WMWMILAP_1304 |
| BA19341 | 685735 | WMWMILAP_1304 |
| BA19343 | 685736 | WMWMILAP_1304 |

| | | |
|---|---|---|
| BA19344 | 685736 | WMWMILAP_1304 |
| BA19345 | 685736 | WMWMILAP_1304 |
| BA19504 | 685736 | WMWMILAP_1304 |
| BA19505 | 685736 | WMWMILAP_1304 |
| BA19506 | 685736 | WMWMILAP_1304 |
| BA19507 | 685736 | WMWMILAP_1304 |
| BA19508 | 685736 | WMWMILAP_1304 |
| BA19509 | 685736 | WMWMILAP_1304 |
| BA19510 | 685736 | WMWMILAP_1304 |
| BA19511 | 685737 | WMWMILAP_1304 |
| BA19512 | 685737 | WMWMILAP_1304 |
| BA19513 | 685737 | WMWMILAP_1304 |
| BA19515 | 685737 | WMWMILAP_1304 |
| BA19516 | 685737 | WMWMILAP_1304 |
| BA19750 | 685737 | WMWMILAP_1304 |
| BA19751 | 685737 | WMWMILAP_1304 |
| BA19752 | 685737 | WMWMILAP_1304 |
| BA19753 | 685737 | WMWMILAP_1304 |

4. All of the above samples were analyzed and prepared by EPA 200.7 for dissolved analysis.
5. All samples were prepared and analyzed within the established hold times.
6. All in house quality control procedures were followed, as described below.

General Quality Control Procedures:

- Prior to sample analysis, an initial calibration verification (ICV) was analyzed, and all criteria were met.
- Following the ICV, an initial calibration blank (ICB) was analyzed and was below the limit of quantitation for all requested analytes.
- All continued calibration verification (CCV) were within the acceptance criteria for the requested analytes.
- All continued calibration blanks (CCB) were below the limit of quantitation for the requested analytes.
- Due to no filtered method blank (MB) or laboratory control sample (LCS) submitted with the sample set, an unfiltered MB and LCS were analyzed with the samples in each batch.
- All laboratory control sample criteria were met.
- The method blank associated with each batch passed all acceptance criteria for all requested analytes.
- All calibration curve requirements were within acceptance criteria.
- All sample internal standard criteria were met.
- The spectral interference check associated with EPA 200.7 was analyzed and all acceptance criteria were met.

- It is noted that the QC summary page typically provides the QC results from the original batch analytical sequence. If dilutions were subsequently performed to bring sample concentrations within the calibration range, any additional QC data from the dilution analyses may need to be obtained from the laboratory. Any qualifications applied to original analyses or dilution re-analyses are based upon QC data available at the time of review.

Matrix Specific Quality Control Procedures:

Similarity of matrix and therefore relevance of matrix specific QC results should not be automatically inferred for any sample other than the sample selected for QC.

- A matrix spike and matrix spike duplicate were analyzed with each ICP batch. All acceptance criteria for accuracy were met except for the following:
  - BA19089 Iron MS/MSD spike level is less than 30% of sample nominal concentration.
  - BA19333 Sodium MS/MSD spike level is less than 30% of sample nominal concentration.
  - BA19510 Iron MS/MSD spike level is less than 30% of sample nominal concentration.
  - BA19516 Iron MS/MSD spike level is less than 30% of sample nominal concentration.
- A matrix spike and matrix spike duplicate were analyzed with each ICP batch. All acceptance criteria for precision were met.

7. The following samples were diluted due to the analyzed sample concentration being greater than the high standard of the calibration curve:

| Sample ID | Analyte | Dilution factor |
|---|---|---|
| BA19070 | Iron | 10.15 |
| BA19071 | Iron | 10.15 |
| BA19080 | Iron | 10.15 |
| BA19083 | Iron | 10.15 |
| BA19333 | Sodium | 10.15 |
| BA19504 | Iron | 10.15 |
| BA19505 | Iron | 10.15 |
| BA19506 | Iron | 10.15 |
| BA19508 | Iron | 10.15 |
| BA19510 | Iron | 10.15 |
| BA19513 | Iron | 10.15 |
| BA19516 | Iron | 101.5 |

8. The raw data results are shown with dilution factors included.

Alabama Power
General Test Laboratory
744 County Road 87, GSC #8
Calera, AL 35040

# *Case Narrative*

Alabama Power

Total Metals ICPMS

Miller Ash Pond

WMWMILAP_1304

1. This report consists of all MWs and corresponding Lab IDs listed on the Chain of Custody.
2. Refer to comments on Chain of Custody for information regarding sample receipt.
3. All standards and solutions meet NELAP traceability requirements and were used within their recommended shelf life.

| Sample ID | Batch ID | Project ID |
|---|---|---|
| BA19020 | 686869 | WMWMILAP_1304 |
| BA19021 | 686869 | WMWMILAP_1304 |
| BA19070 | 686869 | WMWMILAP_1304 |
| BA19071 | 686869 | WMWMILAP_1304 |
| BA19072 | 686869 | WMWMILAP_1304 |
| BA19073 | 686869 | WMWMILAP_1304 |
| BA19074 | 686869 | WMWMILAP_1304 |
| BA19075 | 686869 | WMWMILAP_1304 |
| BA19076 | 686869 | WMWMILAP_1304 |
| BA19077 | 686869 | WMWMILAP_1304 |
| BA19078 | 686870 | WMWMILAP_1304 |
| BA19079 | 686870 | WMWMILAP_1304 |
| BA19080 | 686870 | WMWMILAP_1304 |
| BA19081 | 686870 | WMWMILAP_1304 |
| BA19082 | 686870 | WMWMILAP_1304 |
| BA19083 | 686870 | WMWMILAP_1304 |
| BA19084 | 686870 | WMWMILAP_1304 |
| BA19085 | 686870 | WMWMILAP_1304 |
| BA19086 | 686870 | WMWMILAP_1304 |
| BA19087 | 686870 | WMWMILAP_1304 |
| BA19088 | 686871 | WMWMILAP_1304 |
| BA19089 | 686871 | WMWMILAP_1304 |
| BA19090 | 686871 | WMWMILAP_1304 |
| BA19091 | 686871 | WMWMILAP_1304 |
| BA19331 | 686871 | WMWMILAP_1304 |
| BA19332 | 686871 | WMWMILAP_1304 |
| BA19334 | 686871 | WMWMILAP_1304 |
| BA19335 | 686871 | WMWMILAP_1304 |
| BA19336 | 686871 | WMWMILAP_1304 |
| BA19337 | 686871 | WMWMILAP_1304 |
| BA19338 | 686872 | WMWMILAP_1304 |

| | | |
|---|---|---|
| BA19339 | 686872 | WMWMILAP_1304 |
| BA19340 | 686872 | WMWMILAP_1304 |
| BA19341 | 686872 | WMWMILAP_1304 |
| BA19342 | 686872 | WMWMILAP_1304 |
| BA19343 | 686872 | WMWMILAP_1304 |
| BA19344 | 686872 | WMWMILAP_1304 |
| BA19345 | 686872 | WMWMILAP_1304 |
| BA19504 | 686872 | WMWMILAP_1304 |
| BA19505 | 686872 | WMWMILAP_1304 |
| BA19506 | 686873 | WMWMILAP_1304 |
| BA19507 | 686873 | WMWMILAP_1304 |
| BA19508 | 686873 | WMWMILAP_1304 |
| BA19509 | 686873 | WMWMILAP_1304 |
| BA19510 | 686873 | WMWMILAP_1304 |
| BA19511 | 686873 | WMWMILAP_1304 |
| BA19512 | 686873 | WMWMILAP_1304 |
| BA19513 | 686873 | WMWMILAP_1304 |
| BA19514 | 686873 | WMWMILAP_1304 |
| BA19515 | 686873 | WMWMILAP_1304 |
| BA19516 | 686874 | WMWMILAP_1304 |
| BA19750 | 686874 | WMWMILAP_1304 |
| BA19751 | 686874 | WMWMILAP_1304 |
| BA19752 | 686874 | WMWMILAP_1304 |
| BA19753 | 686874 | WMWMILAP_1304 |

4. All of the above samples were analyzed by EPA 200.8 and prepared by EPA 1638.
5. All samples were prepared and analyzed within the established hold times.
6. All in house quality control procedures were followed, as described below.

General Quality Control Procedures:

- All tune and calibration met criteria for all requested analytes.
- Prior to sample analysis, an initial calibration verification (ICV) was analyzed and all criteria were met.
- Following the ICV, an initial calibration blank (ICB) was analyzed and was below the limit of quantitation for all requested analytes.
- All continued calibration verification (CCV) were within the acceptance criteria for the requested analytes.
- All continued calibration blanks (CCB) were below the limit of quantitation for the requested analytes.
- A preparation method blank and laboratory control sample were digested and analyzed with the samples in each digestion batch.
- All laboratory control sample criteria were met.

- The method blank associated with each digestion batch passed all acceptance criteria for all requested analytes.
- The interference check samples associated with EPA 200.8 were analyzed and passed for all requested analytes.
- All sample internal standard criteria were met.

Matrix Specific Quality Control Procedures:

Similarity of matrix and therefore relevance of matrix specific QC results should not be automatically inferred for any sample other than the sample selected for QC.

- A matrix spike and matrix spike duplicate were digested and analyzed with each ICPMS batch. All acceptance criteria for accuracy were met, except for the following:
    - BA19077 Barium MS/MSD spike level is less than 30% of sample nominal concentration.
    - BA19515 Selenium MS/MSD recoveries failed. Post digestion spike and serial dilution were performed. Matrix issue is suspected.
- A matrix spike and matrix spike duplicate were digested and analyzed with each ICPMS batch. All acceptance criteria for precision were met.

7. The following samples were diluted due to the analyzed sample concentration being greater than the high standard of the calibration curve:

| Sample ID | Analyte | Dilution factor |
|---|---|---|
| BA19077 | Barium | 10.15 |
| BA19078 | Barium | 10.15 |
| BA19085 | Manganese | 5.075 |
| BA19088 | Manganese | 5.075 |
| BA19089 | Manganese | 5.075 |
| BA19340 | Manganese | 5.075 |
| BA19506 | Manganese | 5.075 |
| BA19508 | Manganese | 5.075 |
| BA19510 | Manganese | 10.15 |
| BA19513 | Manganese | 5.075 |
| BA19516 | Manganese | 5.075 |
| BA19752 | Barium | 5.075 |

8. The raw data results are shown with dilution factors included.

Alabama Power
General Test Laboratory
744 County Road 87, GSC #8
Calera, AL 35040

# *Case Narrative*

Alabama Power

Dissolved Metals ICPMS

Miller Ash Pond

WMWMILAP_1304

1. This report consists of all MWs and corresponding Lab IDs listed on the Chain of Custody.
2. Refer to comments on Chain of Custody for information regarding sample receipt.
3. All standards and solutions meet NELAP traceability requirements and were used within their recommended shelf life.

| Sample ID | Batch ID | Project ID |
|---|---|---|
| BA19020 | 686714 | WMWMILAP_1304 |
| BA19070 | 686714 | WMWMILAP_1304 |
| BA19071 | 686714 | WMWMILAP_1304 |
| BA19072 | 686714 | WMWMILAP_1304 |
| BA19073 | 686714 | WMWMILAP_1304 |
| BA19075 | 686714 | WMWMILAP_1304 |
| BA19076 | 686714 | WMWMILAP_1304 |
| BA19077 | 686714 | WMWMILAP_1304 |
| BA19078 | 686714 | WMWMILAP_1304 |
| BA19079 | 686728 | WMWMILAP_1304 |
| BA19080 | 686728 | WMWMILAP_1304 |
| BA19081 | 686728 | WMWMILAP_1304 |
| BA19082 | 686728 | WMWMILAP_1304 |
| BA19083 | 686728 | WMWMILAP_1304 |
| BA19084 | 686728 | WMWMILAP_1304 |
| BA19085 | 686728 | WMWMILAP_1304 |
| BA19086 | 686728 | WMWMILAP_1304 |
| BA19087 | 686728 | WMWMILAP_1304 |
| BA19088 | 686728 | WMWMILAP_1304 |
| BA19089 | 686729 | WMWMILAP_1304 |
| BA19091 | 686729 | WMWMILAP_1304 |
| BA19332 | 686729 | WMWMILAP_1304 |
| BA19333 | 686714 | WMWMILAP_1304 |
| BA19334 | 686729 | WMWMILAP_1304 |
| BA19336 | 686729 | WMWMILAP_1304 |
| BA19337 | 686729 | WMWMILAP_1304 |
| BA19338 | 686729 | WMWMILAP_1304 |
| BA19339 | 686729 | WMWMILAP_1304 |
| BA19340 | 686729 | WMWMILAP_1304 |
| BA19341 | 686729 | WMWMILAP_1304 |
| BA19343 | 686730 | WMWMILAP_1304 |

| | | |
|---|---|---|
| BA19344 | 686730 | WMWMILAP_1304 |
| BA19345 | 686730 | WMWMILAP_1304 |
| BA19504 | 686730 | WMWMILAP_1304 |
| BA19505 | 686730 | WMWMILAP_1304 |
| BA19506 | 686730 | WMWMILAP_1304 |
| BA19507 | 686730 | WMWMILAP_1304 |
| BA19508 | 686730 | WMWMILAP_1304 |
| BA19509 | 686730 | WMWMILAP_1304 |
| BA19510 | 686730 | WMWMILAP_1304 |
| BA19511 | 686731 | WMWMILAP_1304 |
| BA19512 | 686731 | WMWMILAP_1304 |
| BA19513 | 686731 | WMWMILAP_1304 |
| BA19515 | 686731 | WMWMILAP_1304 |
| BA19516 | 686731 | WMWMILAP_1304 |
| BA19750 | 686731 | WMWMILAP_1304 |
| BA19751 | 686731 | WMWMILAP_1304 |
| BA19752 | 686731 | WMWMILAP_1304 |
| BA19753 | 686731 | WMWMILAP_1304 |

4. All of the above samples were analyzed and prepared by EPA 200.8 for dissolved analysis.
5. All samples were prepared and analyzed within the established hold times.
6. All in house quality control procedures were followed, as described below.

General Quality Control Procedures:

- All tune and calibration met criteria for all requested analytes.
- Prior to sample analysis, an initial calibration verification (ICV) was analyzed and all criteria were met.
- Following the ICV, an initial calibration blank (ICB) was analyzed and was below the limit of quantitation for all requested analytes.
- All continued calibration verification (CCV) were within the acceptance criteria for the requested analytes.
- All continued calibration blanks (CCB) were below the limit of quantitation for the requested analytes.
- Due to no filtered method blank (MB) or laboratory control sample (LCS) submitted with the sample set, an unfiltered MB and LCS were analyzed with the samples in each batch.
- All laboratory control sample criteria were met.
- The method blank associated with each preparation batch passed all acceptance criteria for all requested analytes.
- The interference check samples associated with EPA 200.8 were analyzed and passed for all requested analytes.
- All sample internal standard criteria were met.

Matrix Specific Quality Control Procedures:

Similarity of matrix and therefore relevance of matrix specific QC results should not be automatically inferred for any sample other than the sample selected for QC.

- A matrix spike and matrix spike duplicate were analyzed with each ICPMS batch. All acceptance criteria for accuracy were met except for the following:
    - BA19088 Manganese MS/MSD spike level is less than 30% of sample nominal concentration.
- A matrix spike and matrix spike duplicate were analyzed with each ICPMS batch. All acceptance criteria for precision were met.

7. The following samples were diluted due to the analyzed sample concentration being greater than the high standard of the calibration curve:

| Sample ID | Analyte | Dilution factor |
|---|---|---|
| BA19085 | Manganese | 5.075 |
| BA19088 | Manganese | 5.075 |
| BA19089 | Manganese | 5.075 |
| BA19340 | Manganese | 5.075 |
| BA19508 | Manganese | 5.075 |
| BA19510 | Manganese | 10.15 |
| BA19513 | Manganese | 5.075 |
| BA19516 | Manganese | 5.075 |

8. The raw data results are shown with dilution factors included.

Alabama Power
General Test Laboratory
744 County Road 87, GSC #8
Calera, AL 35040

# *Case Narrative*

Alabama Power

Total Mercury

Miller Ash Pond

WMWMILAP_1304

1. This report consists of all MWs and corresponding Lab IDs listed on the Chain of Custody.
2. Refer to comments on Chain of Custody for information regarding sample receipt.
3. All standards and solutions meet NELAP traceability requirements and were used within their recommended shelf life.

| Sample ID | Batch ID | Project ID |
|---|---|---|
| BA19020 | 684976 | WMWMILAP_1304 |
| BA19021 | 684976 | WMWMILAP_1304 |
| BA19070 | 684976 | WMWMILAP_1304 |
| BA19071 | 684976 | WMWMILAP_1304 |
| BA19072 | 684976 | WMWMILAP_1304 |
| BA19073 | 684976 | WMWMILAP_1304 |
| BA19074 | 684976 | WMWMILAP_1304 |
| BA19075 | 684976 | WMWMILAP_1304 |
| BA19076 | 684976 | WMWMILAP_1304 |
| BA19077 | 684976 | WMWMILAP_1304 |
| BA19078 | 684977 | WMWMILAP_1304 |
| BA19079 | 684977 | WMWMILAP_1304 |
| BA19080 | 684977 | WMWMILAP_1304 |
| BA19081 | 684977 | WMWMILAP_1304 |
| BA19082 | 684977 | WMWMILAP_1304 |
| BA19083 | 684977 | WMWMILAP_1304 |
| BA19084 | 684977 | WMWMILAP_1304 |
| BA19085 | 684977 | WMWMILAP_1304 |
| BA19086 | 684977 | WMWMILAP_1304 |
| BA19087 | 684977 | WMWMILAP_1304 |
| BA19088 | 684978 | WMWMILAP_1304 |
| BA19089 | 684978 | WMWMILAP_1304 |
| BA19090 | 684978 | WMWMILAP_1304 |
| BA19091 | 684978 | WMWMILAP_1304 |
| BA19331 | 685495 | WMWMILAP_1304 |
| BA19332 | 685495 | WMWMILAP_1304 |
| BA19334 | 685495 | WMWMILAP_1304 |
| BA19335 | 685495 | WMWMILAP_1304 |
| BA19336 | 685495 | WMWMILAP_1304 |
| BA19337 | 685495 | WMWMILAP_1304 |
| BA19338 | 685495 | WMWMILAP_1304 |

| | | |
|---|---|---|
| BA19339 | 685495 | WMWMILAP_1304 |
| BA19340 | 685495 | WMWMILAP_1304 |
| BA19341 | 685495 | WMWMILAP_1304 |
| BA19342 | 685496 | WMWMILAP_1304 |
| BA19343 | 685496 | WMWMILAP_1304 |
| BA19344 | 685496 | WMWMILAP_1304 |
| BA19345 | 685496 | WMWMILAP_1304 |
| BA19504 | 685496 | WMWMILAP_1304 |
| BA19505 | 685496 | WMWMILAP_1304 |
| BA19506 | 685496 | WMWMILAP_1304 |
| BA19507 | 685496 | WMWMILAP_1304 |
| BA19508 | 685496 | WMWMILAP_1304 |
| BA19509 | 685496 | WMWMILAP_1304 |
| BA19510 | 685497 | WMWMILAP_1304 |
| BA19511 | 685497 | WMWMILAP_1304 |
| BA19512 | 685497 | WMWMILAP_1304 |
| BA19513 | 685497 | WMWMILAP_1304 |
| BA19514 | 685497 | WMWMILAP_1304 |
| BA19515 | 685497 | WMWMILAP_1304 |
| BA19516 | 685497 | WMWMILAP_1304 |
| BA19750 | 686519 | WMWMILAP_1304 |
| BA19751 | 686519 | WMWMILAP_1304 |
| BA19752 | 686519 | WMWMILAP_1304 |
| BA19753 | 686519 | WMWMILAP_1304 |

4. All of the above samples were analyzed and prepared by EPA 245.1.
5. All samples were prepared and analyzed within the established hold times.
6. All in house quality control procedures were followed, as described below.

General Quality Control Procedures:

- Prior to sample analysis, an initial calibration verification (ICV) was analyzed and all criteria were met.
- Following the ICV, an initial calibration blank (ICB) was analyzed and was below the method detection limit for the requested analyte.
- All continued calibration verification (CCV) were within the acceptance criteria for the requested analyte.
- All continued calibration blanks (CCB) were below the limit of quantitation for the requested analyte.
- A preparation method blank and laboratory control sample were digested and analyzed with the samples in each digestion batch.
- All laboratory control sample criteria were met.

- The method blank associated with each digestion batch was below the limit of quantitation for the requested analyte.
- All calibration met criteria for the requested analyte.
- All response signals were satisfactory.

Matrix Specific Quality Control Procedures:

Similarity of matrix and therefore relevance of matrix specific QC results should not be automatically inferred for any sample other than the sample selected for QC.

- A matrix spike and matrix spike duplicate were digested and analyzed with each batch. All acceptance criteria for accuracy were met.
- A matrix spike and matrix spike duplicate were digested and analyzed with each batch. All acceptance criteria for precision were met.

7. All samples were analyzed without a dilution.
8. The raw data results are shown with dilution factors included.

Alabama Power
General Test Laboratory
744 County Road 87, GSC #8
Calera, AL 35040

# *Case Narrative*

Alabama Power

Dissolved Mercury

Miller Ash Pond

WMWMILAP_1304

1. This report consists of all MWs and corresponding Lab IDs listed on the Chain of Custody.
2. Refer to comments on Chain of Custody for information regarding sample receipt.
3. All standards and solutions meet NELAP traceability requirements and were used within their recommended shelf life.

| Sample ID | Batch ID | Project ID |
|---|---|---|
| BA19333 | 685494 | WMWMILAP_1304 |

4. All of the above samples were analyzed and prepared by EPA 245.1 for dissolved analysis.
5. All samples were prepared and analyzed within the established hold times.
6. All in house quality control procedures were followed, as described below.

General Quality Control Procedures:

- Prior to sample analysis, an initial calibration verification (ICV) was analyzed and all criteria were met.
- Following the ICV, an initial calibration blank (ICB) was analyzed and was below the method detection limit for the requested analyte.
- All continued calibration verification (CCV) were within the acceptance criteria for the requested analyte.
- All continued calibration blanks (CCB) were below the limit of quantitation for the requested analyte.
- A preparation method blank and laboratory control sample were digested and analyzed with the samples in each digestion batch.
- All laboratory control sample criteria were met.
- The method blank associated with each digestion batch was below the limit of quantitation for the requested analyte.
- All calibration met criteria for the requested analyte.
- All response signals were satisfactory.

Matrix Specific Quality Control Procedures:

Similarity of matrix and therefore relevance of matrix specific QC results should not be automatically inferred for any sample other than the sample selected for QC.

- A matrix spike and matrix spike duplicate were digested and analyzed with each batch. All acceptance criteria for accuracy were met.
- A matrix spike and matrix spike duplicate were digested and analyzed with each batch. All acceptance criteria for precision were met.

7. All samples were analyzed without a dilution.
8. The raw data results are shown with dilution factors included.

Alabama Power
General Test Laboratory
744 County Road 87, GSC #8
Calera, AL 35040

# Case Narrative

Alabama Power

TDS

Miller Ash Pond

WMWMILAP_1304

1. This report consists of all MWs and corresponding Lab IDs listed on the Chain of Custody.
2. Refer to comments on Chain of Custody for information regarding sample receipt.
3. All standards and solutions meet NELAP traceability requirements and were used within their recommended shelf life.

| Sample ID | Batch ID | Project ID |
|---|---|---|
| BA19020 | 684904 | WMWMILAP_1304 |
| BA19021 | 684904 | WMWMILAP_1304 |
| BA19070 | 684904 | WMWMILAP_1304 |
| BA19071 | 684904 | WMWMILAP_1304 |
| BA19072 | 684904 | WMWMILAP_1304 |
| BA19073 | 684904 | WMWMILAP_1304 |
| BA19074 | 684904 | WMWMILAP_1304 |
| BA19075 | 684904 | WMWMILAP_1304 |
| BA19076 | 684904 | WMWMILAP_1304 |
| BA19077 | 684904 | WMWMILAP_1304 |
| BA19078 | 684905 | WMWMILAP_1304 |
| BA19079 | 684943 | WMWMILAP_1304 |
| BA19080 | 684943 | WMWMILAP_1304 |
| BA19081 | 684905 | WMWMILAP_1304 |
| BA19082 | 684905 | WMWMILAP_1304 |
| BA19083 | 684905 | WMWMILAP_1304 |
| BA19084 | 684905 | WMWMILAP_1304 |
| BA19085 | 684905 | WMWMILAP_1304 |
| BA19086 | 684905 | WMWMILAP_1304 |
| BA19087 | 684905 | WMWMILAP_1304 |
| BA19088 | 684905 | WMWMILAP_1304 |
| BA19089 | 684905 | WMWMILAP_1304 |
| BA19090 | 684943 | WMWMILAP_1304 |
| BA19091 | 684943 | WMWMILAP_1304 |
| BA19331 | 685405 | WMWMILAP_1304 |
| BA19332 | 685405 | WMWMILAP_1304 |
| BA19333 | 685405 | WMWMILAP_1304 |
| BA19334 | 685405 | WMWMILAP_1304 |
| BA19335 | 685405 | WMWMILAP_1304 |
| BA19336 | 685596 | WMWMILAP_1304 |
| BA19337 | 685405 | WMWMILAP_1304 |

| | | |
|---|---|---|
| BA19338 | 685405 | WMWMILAP_1304 |
| BA19339 | 685405 | WMWMILAP_1304 |
| BA19340 | 685405 | WMWMILAP_1304 |
| BA19341 | 685405 | WMWMILAP_1304 |
| BA19342 | 685406 | WMWMILAP_1304 |
| BA19343 | 685406 | WMWMILAP_1304 |
| BA19344 | 685406 | WMWMILAP_1304 |
| BA19345 | 685596 | WMWMILAP_1304 |
| BA19504 | 685406 | WMWMILAP_1304 |
| BA19505 | 685406 | WMWMILAP_1304 |
| BA19506 | 685406 | WMWMILAP_1304 |
| BA19507 | 685406 | WMWMILAP_1304 |
| BA19508 | 685406 | WMWMILAP_1304 |
| BA19509 | 685406 | WMWMILAP_1304 |
| BA19510 | 685406 | WMWMILAP_1304 |
| BA19511 | 685596 | WMWMILAP_1304 |
| BA19512 | 685596 | WMWMILAP_1304 |
| BA19513 | 685635 | WMWMILAP_1304 |
| BA19514 | 685635 | WMWMILAP_1304 |
| BA19515 | 685635 | WMWMILAP_1304 |
| BA19516 | 685635 | WMWMILAP_1304 |
| BA19750 | 686174 | WMWMILAP_1304 |
| BA19751 | 686174 | WMWMILAP_1304 |
| BA19752 | 686174 | WMWMILAP_1304 |
| BA19753 | 686174 | WMWMILAP_1304 |

4. All of the above samples were analyzed by Standard Method 2540C.
5. All samples were analyzed within the established hold times.
6. All in house quality control procedures were followed, as described below.

General Quality Control Procedures:

- A Method Blank was analyzed with each batch. All criteria were met.
- All final weights of samples, standards, and blanks agreed within 0.5mg of the previous weight.
- A sample duplicate was analyzed with each batch. RPD/2 was less than 5%.
- A laboratory control sample was analyzed with each batch. All criteria were met.
- Samples were between 2.5mg and 200mg residue.
- All samples with residue <2.5mg had the maximum volume of 150mL filtered. Affected samples are as follows:
    - BA19021
    - BA19074
    - BA19090
    - BA19331
    - BA19335
    - BA19342
    - BA19514

- A major power failure occurred. Storage temperature exceeded six degrees Celsius for approximately five hours. Therefore, TDS results are qualified for samples BA19750-53.

Alabama Power
General Test Laboratory
744 County Road 87, GSC #8
Calera, AL 35040

# Case Narrative

Alabama Power

Anions

Miller Ash Pond

WMWMILAP_1304

1. This report consists of all MWs and corresponding Lab IDs listed on the Chain of Custody.
2. Refer to comments on Chain of Custody for information regarding sample receipt.
3. All standards and solutions meet NELAP traceability requirements and were used within their recommended shelf life.

| Sample ID | Batch ID | Project ID |
|---|---|---|
| BA19020 | 685948, 686101, & 684949 | WMWMILAP_1304 |
| BA19021 | 685948, 686101, & 684949 | WMWMILAP_1304 |
| BA19070 | 685948, 686101, & 684949 | WMWMILAP_1304 |
| BA19071 | 685948, 686101, & 684949 | WMWMILAP_1304 |
| BA19072 | 685948, 686101, & 684949 | WMWMILAP_1304 |
| BA19073 | 685948, 686101, & 684949 | WMWMILAP_1304 |
| BA19074 | 685948, 686101, & 684949 | WMWMILAP_1304 |
| BA19075 | 685948, 686101, & 684949 | WMWMILAP_1304 |
| BA19076 | 685948, 686101, & 684949 | WMWMILAP_1304 |
| BA19077 | 685948, 686101, & 684949 | WMWMILAP_1304 |
| BA19078 | 685949, 686102, & 684950 | WMWMILAP_1304 |
| BA19079 | 685949, 686102, & 684950 | WMWMILAP_1304 |
| BA19080 | 685949, 686102, & 684950 | WMWMILAP_1304 |
| BA19081 | 685949, 686102, & 684950 | WMWMILAP_1304 |
| BA19082 | 685949, 686102, & 684950 | WMWMILAP_1304 |
| BA19083 | 685949, 686102, & 684950 | WMWMILAP_1304 |
| BA19084 | 685949, 686102, & 684950 | WMWMILAP_1304 |
| BA19085 | 685949, 686102, & 684950 | WMWMILAP_1304 |
| BA19086 | 685949, 686102, & 684950 | WMWMILAP_1304 |
| BA19087 | 685949, 686102, & 684950 | WMWMILAP_1304 |
| BA19088 | 685950, 686103, & 684951 | WMWMILAP_1304 |
| BA19089 | 685950, 686103, & 684951 | WMWMILAP_1304 |
| BA19090 | 685950, 686103, & 684951 | WMWMILAP_1304 |
| BA19091 | 685950, 686103, & 684951 | WMWMILAP_1304 |
| BA19331 | 685950, 686103, & 686186 | WMWMILAP_1304 |
| BA19332 | 685950, 686103, & 686186 | WMWMILAP_1304 |
| BA19333 | 685950, 686103, & 686186 | WMWMILAP_1304 |
| BA19334 | 685950, 686103, & 686186 | WMWMILAP_1304 |
| BA19335 | 685950, 686103, & 686186 | WMWMILAP_1304 |
| BA19336 | 685950, 686103, & 686186 | WMWMILAP_1304 |
| BA19337 | 685951, 686104, & 686186 | WMWMILAP_1304 |

| | | |
|---|---|---|
| BA19338 | 685951, 686104, & 686186 | WMWMILAP_1304 |
| BA19339 | 685951, 686104, & 686186 | WMWMILAP_1304 |
| BA19340 | 685951, 686104, & 686186 | WMWMILAP_1304 |
| BA19341 | 685951, 686104, & 686187 | WMWMILAP_1304 |
| BA19342 | 685951, 686104, & 686187 | WMWMILAP_1304 |
| BA19343 | 685951, 686104, & 686187 | WMWMILAP_1304 |
| BA19344 | 685951, 686104, & 686187 | WMWMILAP_1304 |
| BA19345 | 685951, 686104, & 686187 | WMWMILAP_1304 |
| BA19504 | 685951, 686104, & 686187 | WMWMILAP_1304 |
| BA19505 | 685952, 686105, & 686187 | WMWMILAP_1304 |
| BA19506 | 685952, 686105, & 686187 | WMWMILAP_1304 |
| BA19507 | 685952, 686105, & 686187 | WMWMILAP_1304 |
| BA19508 | 685952, 686105, & 686187 | WMWMILAP_1304 |
| BA19509 | 685952, 686105, & 686188 | WMWMILAP_1304 |
| BA19510 | 685952, 686105, & 686188 | WMWMILAP_1304 |
| BA19511 | 685952, 686105, & 686188 | WMWMILAP_1304 |
| BA19512 | 685952, 686105, & 686188 | WMWMILAP_1304 |
| BA19513 | 685952, 686105, & 686188 | WMWMILAP_1304 |
| BA19514 | 685952, 686105, & 686188 | WMWMILAP_1304 |
| BA19515 | 685953, 686106, & 686188 | WMWMILAP_1304 |
| BA19516 | 685953, 686106, & 686188 | WMWMILAP_1304 |
| BA19750 | 685953, 686106, & 686189 | WMWMILAP_1304 |
| BA19751 | 685953, 686106, & 686189 | WMWMILAP_1304 |
| BA19752 | 685953, 686106, & 686189 | WMWMILAP_1304 |
| BA19753 | 685953, 686106, & 686189 | WMWMILAP_1304 |

4. All of the above samples were analyzed and prepared by SM4500 Cl E, SM4500 F G, and SM4500 SO4 E.
5. All samples were prepared and analyzed within the established hold times.
6. All in house quality control procedures were followed, as described below.

General Quality Control Procedures:

- All calibration met criteria for the requested analyte.
- Prior to sample analysis, an initial calibration verification (ICV), and all criteria were met.
- Prior to sample analysis, an initial calibration blank (ICB) was analyzed and was below half the limit of quantitation for the requested analyte.
- All continued calibration verification (CCV) were within the acceptance criteria for the requested analyte.
- All continued calibration blanks (CCB) were below half the limit of quantitation for the requested analyte.

- It is noted that the QC summary page typically provides the QC results from the original batch analytical sequence. If dilutions were subsequently performed to bring sample concentrations within the calibration range, any additional QC data from the dilution analyses may need to be obtained from the laboratory. Any qualifications applied to original analyses or dilution re-analyses are based upon QC data available at the time of review.

Matrix Specific Quality Control Procedures:

Similarity of matrix and therefore relevance of matrix specific QC results should not be automatically inferred for any sample other than the sample selected for QC.

- A matrix spike was analyzed with each batch. Acceptance criteria for accuracy were met.
- A sample duplicate was analyzed with each batch. Acceptance criteria for precision were met.

7. The following samples were diluted due to the analyzed sample concentration being greater than the high standard of the calibration curve:

| Sample ID | Analyte | Dilution factor |
|---|---|---|
| BA19020 | Chloride & Sulfate | 20 & 4 |
| BA19070 | Sulfate | 16 |
| BA19071 | Sulfate | 16 |
| BA19072 | Sulfate | 4 |
| BA19073 | Chloride & Sulfate | 2 & 20 |
| BA19075 | Sulfate | 8 |
| BA19076 | Chloride & Sulfate | 25 & 8 |
| BA19077 | Chloride | 160 |
| BA19078 | Chloride | 200 |
| BA19079 | Sulfate | 20 |
| BA19080 | Sulfate | 20 |
| BA19081 | Sulfate | 20 |
| BA19082 | Sulfate | 20 |
| BA19083 | Sulfate | 5 |
| BA19084 | Chloride & Sulfate | 10 & 16 |
| BA19085 | Chloride & Sulfate | 2 & 25 |
| BA19086 | Chloride & Sulfate | 5 & 32 |
| BA19087 | Chloride & Sulfate | 5 & 40 |
| BA19088 | Chloride & Sulfate | 3 & 32 |

| | | |
|---|---|---|
| BA19089 | Chloride & Sulfate | 3 & 32 |
| BA19332 | Sulfate | 16 |
| BA19333 | Sulfate | 20 |
| BA19334 | Sulfate | 32 |
| BA19336 | Chloride & Sulfate | 25 & 40 |
| BA19339 | Sulfate | 40 |
| BA19340 | Sulfate | 160 |
| BA19341 | Sulfate | 10 |
| BA19343 | Sulfate | 2 |
| BA19344 | Sulfate | 20 |
| BA19345 | Sulfate | 4 |
| BA19504 | Chloride & Sulfate | 5 & 32 |
| BA19505 | Chloride & Sulfate | 3 & 32 |
| BA19506 | Chloride & Sulfate | 3 & 32 |
| BA19507 | Chloride & Sulfate | 3 & 16 |
| BA19508 | Chloride & Sulfate | 3 & 32 |
| BA19509 | Chloride & Sulfate | 3 & 25 |
| BA19510 | Chloride & Sulfate | 3 & 32 |
| BA19511 | Chloride | 16 |
| BA19512 | Chloride | 3 |
| BA19513 | Chloride & Sulfate | 3 & 32 |
| BA19515 | Chloride & Sulfate | 100 & 16 |
| BA19516 | Sulfate | 80 |
| BA19750 | Sulfate | 4 |
| BA19751 | Chloride & Sulfate | 25 & 16 |
| BA19752 | Chloride | 200 |
| BA19753 | Sulfate | 40 |

8. The raw data results are shown with dilution factors included.
9. A major power failure occurred. Storage temperature exceeded six degrees Celsius for approximately five hours. Therefore, Sulfate results are qualified for samples BA19331-45, BA19504-16, & BA19750-53.

Alabama Power
General Test Laboratory
744 County Road 87, GSC #8
Calera, AL 35040

# Case Narrative

Alkalinity

Miller Ash Pond

WMWMILAP_1304

1. This report consists of all MWs and corresponding Lab IDs listed on the Chain of Custody.
2. Refer to comments on Chain of Custody for information regarding sample receipt.
3. All standards and solutions meet NELAP traceability requirements and were used within their recommended shelf life.

| Sample ID | Batch ID | Project ID |
|---|---|---|
| BA19020 | 685499 & 685500 | WMWMILAP_1304 |
| BA19070 | 685499 & 685500 | WMWMILAP_1304 |
| BA19071 | 685499 & 685500 | WMWMILAP_1304 |
| BA19072 | 685499 & 685500 | WMWMILAP_1304 |
| BA19073 | 685499 & 685500 | WMWMILAP_1304 |
| BA19075 | 685499 & 685500 | WMWMILAP_1304 |
| BA19076 | 685499 & 685500 | WMWMILAP_1304 |
| BA19077 | 685499 & 685500 | WMWMILAP_1304 |
| BA19078 | 685499 & 685500 | WMWMILAP_1304 |
| BA19079 | 685499 & 685500 | WMWMILAP_1304 |
| BA19080 | 685499 & 685500 | WMWMILAP_1304 |
| BA19081 | 685499 & 685500 | WMWMILAP_1304 |
| BA19082 | 685499 & 685500 | WMWMILAP_1304 |
| BA19083 | 685499 & 685500 | WMWMILAP_1304 |
| BA19084 | 685499 & 685500 | WMWMILAP_1304 |
| BA19085 | 685499 & 685500 | WMWMILAP_1304 |
| BA19086 | 685499 & 685500 | WMWMILAP_1304 |
| BA19087 | 685499 & 685500 | WMWMILAP_1304 |
| BA19088 | 685499 & 685500 | WMWMILAP_1304 |
| BA19089 | 685499 & 685500 | WMWMILAP_1304 |
| BA19091 | 686182 & 686183 | WMWMILAP_1304 |
| BA19332 | 686182 & 686183 | WMWMILAP_1304 |
| BA19333 | 686182 & 686183 | WMWMILAP_1304 |
| BA19334 | 686182 & 686183 | WMWMILAP_1304 |
| BA19336 | 686182 & 686183 | WMWMILAP_1304 |
| BA19337 | 686182 & 686183 | WMWMILAP_1304 |
| BA19338 | 686182 & 686183 | WMWMILAP_1304 |
| BA19339 | 686182 & 686183 | WMWMILAP_1304 |
| BA19340 | 686182 & 686183 | WMWMILAP_1304 |
| BA19341 | 686182 & 686183 | WMWMILAP_1304 |
| BA19343 | 686182 & 686183 | WMWMILAP_1304 |

| | | |
|---|---|---|
| BA19344 | 686182 & 686183 | WMWMILAP_1304 |
| BA19345 | 686182 & 686183 | WMWMILAP_1304 |
| BA19504 | 686182 & 686183 | WMWMILAP_1304 |
| BA19505 | 686182 & 686183 | WMWMILAP_1304 |
| BA19506 | 686182 & 686183 | WMWMILAP_1304 |
| BA19507 | 686182 & 686183 | WMWMILAP_1304 |
| BA19508 | 686182 & 686183 | WMWMILAP_1304 |
| BA19509 | 686182 & 686183 | WMWMILAP_1304 |
| BA19510 | 686182 & 686183 | WMWMILAP_1304 |
| BA19511 | 686241 & 686242 | WMWMILAP_1304 |
| BA19512 | 686241 & 686242 | WMWMILAP_1304 |
| BA19513 | 686241 & 686242 | WMWMILAP_1304 |
| BA19515 | 686241 & 686242 | WMWMILAP_1304 |
| BA19516 | 686241 & 686242 | WMWMILAP_1304 |
| BA19750 | 686241 & 686242 | WMWMILAP_1304 |
| BA19751 | 686241 & 686242 | WMWMILAP_1304 |
| BA19752 | 686241 & 686242 | WMWMILAP_1304 |
| BA19753 | 686241 & 686242 | WMWMILAP_1304 |

4. All of the above samples were analyzed by Standard Method 2320B.
5. All samples were analyzed within the established hold times.
6. All in house quality control procedures were followed, as described below.

General Quality Control Procedures:

- An initial pH check was analyzed with each batch. The acceptance criteria were met.
- A final pH check was analyzed with each batch. The acceptance criteria were met.
- An alkalinity laboratory control sample was analyzed with each batch. Range criteria of within 10% of true value was met.
- An alkalinity sample duplicate was analyzed with each batch. Precision criteria less than 10 RPD was met.

- A major power failure occurred. Storage temperature exceeded six degrees Celsius for approximately five hours. Therefore, Alkalinity results are qualified for samples BA19511-13, BA19515-16, & BA19750-53.

Alabama Power
General Test Laboratory
744 County Road 87, GSC #8
Calera, AL 35040

# Certificate Of Analysis

Alabama Power

**Description:** Miller Ash Pond - MW-19HA

**Location Code:** WMWMILAP
**Collected:** 10/14/20 14:22
**Customer ID:**
**Submittal Date:** 10/15/20 09:46

**Laboratory ID Number:** BA19020

| Name | Prepared | Analyzed | Vio Spec | DF | Results | Units | MDL | RL | Q |
|---|---|---|---|---|---|---|---|---|---|
| ***Analytical Method: EPA 200.7*** | ***Analyst: RDA*** | | | | ***Preparation Method: EPA 1638*** | | | | |
| * Boron, Total | 11/3/20 09:00 | 11/4/20 09:13 | | 1.015 | 0.167 | mg/L | 0.03 | 0.1 | |
| * Calcium, Total | 11/3/20 09:00 | 11/4/20 09:13 | | 1.015 | 8.00 | mg/L | 0.1 | 0.5 | |
| * Iron, Total | 11/3/20 09:00 | 11/4/20 09:13 | | 1.015 | 0.0472 | mg/L | 0.02 | 0.05 | J |
| * Lithium, Total | 11/3/20 09:00 | 11/4/20 09:13 | | 1.015 | 0.173 | mg/L | 0.01 | 0.02 | |
| * Magnesium, Total | 11/3/20 09:00 | 11/4/20 09:13 | | 1.015 | 2.46 | mg/L | 0.1 | 0.5 | |
| * Sodium, Total | 11/3/20 09:00 | 11/4/20 10:53 | | 50.75 | 535 | mg/L | 5.075 | 25.375 | |
| ***Analytical Method: EPA 200.7*** | ***Analyst: RDA*** | | | | | | | | |
| * Iron, Dissolved | 10/27/20 15:00 | 11/2/20 10:23 | | 1.015 | Not Detected | mg/L | 0.02 | 0.05 | U |
| ***Analytical Method: EPA 200.8*** | ***Analyst: DLJ*** | | | | ***Preparation Method: EPA 1638*** | | | | |
| * Antimony, Total | 10/30/20 11:47 | 11/2/20 11:00 | | 1.015 | Not Detected | mg/L | 0.0008 | 0.003 | U |
| * Arsenic, Total | 10/30/20 11:47 | 11/2/20 11:00 | | 1.015 | 0.00247 | mg/L | 0.001 | 0.005 | J |
| * Barium, Total | 10/30/20 11:47 | 11/2/20 11:00 | | 1.015 | 0.0769 | mg/L | 0.002 | 0.01 | |
| * Beryllium, Total | 10/30/20 11:47 | 11/2/20 11:00 | | 1.015 | Not Detected | mg/L | 0.0006 | 0.003 | U |
| * Cadmium, Total | 10/30/20 11:47 | 11/2/20 11:00 | | 1.015 | Not Detected | mg/L | 0.0003 | 0.001 | U |
| * Chromium, Total | 10/30/20 11:47 | 11/2/20 11:00 | | 1.015 | Not Detected | mg/L | 0.002 | 0.01 | U |
| * Cobalt, Total | 10/30/20 11:47 | 11/2/20 11:00 | | 1.015 | Not Detected | mg/L | 0.002 | 0.005 | U |
| * Lead, Total | 10/30/20 11:47 | 11/2/20 11:00 | | 1.015 | Not Detected | mg/L | 0.001 | 0.005 | U |
| * Molybdenum, Total | 10/30/20 11:47 | 11/2/20 11:00 | | 1.015 | Not Detected | mg/L | 0.002 | 0.01 | U |
| * Potassium, Total | 10/30/20 11:47 | 11/2/20 11:00 | | 1.015 | 1.67 | mg/L | 0.3 | 2.5 | J |
| * Manganese, Total | 10/30/20 11:47 | 11/2/20 11:00 | | 1.015 | 0.0172 | mg/L | 0.001 | 0.005 | |
| * Selenium, Total | 10/30/20 11:47 | 11/2/20 11:00 | | 1.015 | Not Detected | mg/L | 0.002 | 0.01 | U |
| * Thallium, Total | 10/30/20 11:47 | 11/2/20 11:00 | | 1.015 | Not Detected | mg/L | 0.0002 | 0.001 | U |
| ***Analytical Method: EPA 200.8*** | ***Analyst: DLJ*** | | | | | | | | |
| * Manganese, Dissolved | 11/2/20 13:48 | 11/4/20 12:45 | | 1.015 | 0.0158 | mg/L | 0.001 | 0.005 | |
| ***Analytical Method: EPA 245.1*** | ***Analyst: GAS*** | | | | | | | | |
| * Mercury, Total by CVAA | 10/20/20 09:14 | 10/21/20 11:57 | | 1 | Not Detected | mg/L | 0.0003 | 0.0005 | U |
| ***Analytical Method: SM 2320 B*** | ***Analyst: JAG*** | | | | | | | | |
| Alkalinity, Total as CaCO3 | 10/22/20 09:12 | 10/22/20 11:02 | | 1 | 916 | mg/L | | 0.1 | |
| ***Analytical Method: SM 2540C*** | ***Analyst: TJW*** | | | | | | | | |
| * Solids, Dissolved | 10/16/20 12:00 | 10/20/20 08:15 | | 1 | 1300 | mg/L | | 100 | |

MDL's and RL's are adjusted for sample dilution, as applicable

**Comments:** The client submitted filtered samples for dissolved analysis, but no MB or LCS were submitted. Therefore, dissolved data is qualified.
LBM 11/17/20

Reported: 11/20/2020
Version: 3.1
COA_CCR

Alabama Power
General Test Laboratory
744 County Road 87, GSC #8
Calera, AL 35040

# Certificate Of Analysis

Alabama Power

**Description:** Miller Ash Pond - MW-19HA

**Location Code:** WMWMILAP
**Collected:** 10/14/20 14:22
**Customer ID:**
**Submittal Date:** 10/15/20 09:46

**Laboratory ID Number:** BA19020

| Name | Prepared | Analyzed | Vio Spec | DF | Results | Units | MDL | RL | Q |
|---|---|---|---|---|---|---|---|---|---|
| ***Analytical Method: SM 4500CO2 D*** | ***Analyst: JAG*** | | | | | | | | |
| Bicarbonate Alkalinity, (calc.) | 10/22/20 09:12 | 10/22/20 11:02 | | 1 | 902 | mg/L | | | |
| Carbonate Alkalinity, (calc.) | 10/22/20 09:12 | 10/22/20 11:02 | | 1 | 14.4 | mg/L | | | |
| ***Analytical Method: SM4500Cl E*** | ***Analyst: JCC*** | | | | | | | | |
| * Chloride | 10/28/20 10:13 | 10/28/20 10:13 | | 20 | 120 | mg/L | 10.00 | 20 | |
| ***Analytical Method: SM4500F G 2017*** | ***Analyst: JCC*** | | | | | | | | |
| * Fluoride | 10/30/20 11:43 | 10/30/20 11:43 | | 1 | 2.32 | mg/L | 0.06 | 0.1 | |
| ***Analytical Method: SM4500SO4 E 2011*** | ***Analyst: JCC*** | | | | | | | | |
| * Sulfate | 10/19/20 10:12 | 10/19/20 10:12 | | 4 | 83.1 | mg/L | 2.00 | 4 | |
| ***Analytical Method: Field Measurements*** | ***Analyst: AWG*** | | | | | | | | |
| Conductivity | 10/14/20 14:18 | 10/14/20 14:18 | | | 2524.03 | uS/cm | | | FA |
| pH | 10/14/20 14:18 | 10/14/20 14:18 | | | 8.25 | SU | | | FA |
| Temperature | 10/14/20 14:18 | 10/14/20 14:18 | | | 22.38 | C | | | FA |
| Turbidity | 10/14/20 14:18 | 10/14/20 14:18 | | | 2.21 | NTU | | | FA |

MDL's and RL's are adjusted for sample dilution, as applicable

**Comments:** The client submitted filtered samples for dissolved analysis, but no MB or LCS were submitted. Therefore, dissolved data is qualified.
LBM 11/17/20

Reported: 11/20/2020
Version: 3.1
COA_CCR

Alabama Power
General Test Laboratory
744 County Road 87, GSC #8
Calera, AL 35040

# Batch QC Summary

Alabama Power

**Customer Account:** WMWMILAP
**Sample Date:** 10/14/20 14:22
**Customer ID:**
**Delivery Date:** 10/15/20 09:46

**Description:** Miller Ash Pond - MW-19HA

**Laboratory ID Number:** BA19020

| Sample | Analysis | Units | MB | MB Limit | Spike | MS | MSD | Standard | Standard Limit | Rec | Rec Limit | Prec | Prec Limit |
|---|---|---|---|---|---|---|---|---|---|---|---|---|---|
| BA19077 | Cobalt, Total | mg/L | -0.000120 | 0.0001474 | 0.10 | 0.105 | 0.105 | 0.105 | 0.085 to 0.115 | 105 | 70 to 130 | 0.00 | 20 |
| BA19077 | Barium, Total | mg/L | -0.0000146 | 0.0002 | 0.100 | 11.8 | 11.8 | 0.0965 | 0.085 to 0.115 | 2000 | 70 to 130 | 0.00 | 20 |
| BA19077 | Calcium, Total | mg/L | 0.000658 | 0.1518 | 5.00 | 122 | 123 | 5.10 | 4.25 to 5.75 | 80.0 | 70 to 130 | 0.816 | 20 |
| BA19077 | Sodium, Total | mg/L | 0.00106 | 0.044 | 5.00 | 1440 | 1450 | 4.98 | 4.25 to 5.75 | 0.00 | 70 to 130 | 0.692 | 20 |
| BA19077 | Potassium, Total | mg/L | 0.0167 | 0.3674 | 10.0 | 16.5 | 16.4 | 10.0 | 8.5 to 11.5 | 102 | 70 to 130 | 0.608 | 20 |
| BA19077 | Lithium, Total | mg/L | -0.0000198 | 0.0154 | 0.20 | 1.37 | 1.37 | 0.201 | 0.17 to 0.23 | 100 | 70 to 130 | 0.00 | 20 |
| BA19077 | Selenium, Total | mg/L | 0.0000338 | 0.001 | 0.10 | 0.102 | 0.103 | 0.103 | 0.085 to 0.115 | 102 | 70 to 130 | 0.976 | 20 |
| BA19077 | Beryllium, Total | mg/L | 0.0000250 | 0.00088 | 0.10 | 0.106 | 0.0999 | 0.0970 | 0.085 to 0.115 | 106 | 70 to 130 | 5.93 | 20 |
| BA19077 | Magnesium, Total | mg/L | -0.0000539 | 0.0462 | 5.00 | 46.5 | 46.8 | 5.02 | 4.25 to 5.75 | 100 | 70 to 130 | 0.643 | 20 |
| BA19077 | Cadmium, Total | mg/L | 0.0000000 | 0.0001474 | 0.10 | 0.101 | 0.101 | 0.0996 | 0.085 to 0.115 | 101 | 70 to 130 | 0.00 | 20 |
| BA19077 | Thallium, Total | mg/L | -0.000118 | 0.0001474 | 0.10 | 0.106 | 0.105 | 0.105 | 0.085 to 0.115 | 106 | 70 to 130 | 0.948 | 20 |
| BA19077 | Boron, Total | mg/L | 0.00112 | 0.0650254 | 1.00 | 1.75 | 1.74 | 0.993 | 0.85 to 1.15 | 104 | 70 to 130 | 0.573 | 20 |
| BA19077 | Iron, Total | mg/L | 0.000385 | 0.0176 | 0.2 | 0.948 | 0.942 | 0.198 | 0.17 to 0.23 | 98.0 | 70 to 130 | 0.635 | 20 |
| BA19077 | Lead, Total | mg/L | 0.0000071 | 0.0001474 | 0.10 | 0.112 | 0.109 | 0.108 | 0.085 to 0.115 | 112 | 70 to 130 | 2.71 | 20 |
| BA19333 | Manganese, Dissolved | mg/L | -0.0000134 | 0.0001474 | 0.10 | 0.0948 | 0.0976 | 0.1000 | 0.085 to 0.115 | 94.8 | 70 to 130 | 2.91 | 20 |
| BA19077 | Mercury, Total by CVAA | mg/L | 0.0000183 | 0.0005 | 0.004 | 0.00353 | 0.00347 | 0.00413 | 0.0034 to 0.0046 | 88.2 | 70 to 130 | 1.71 | 20 |
| BA19077 | Molybdenum, Total | mg/L | 0.0000095 | 0.0001474 | 0.10 | 0.107 | 0.108 | 0.100 | 0.085 to 0.115 | 107 | 70 to 130 | 0.930 | 20 |
| BA19079 | Iron, Dissolved | mg/L | 0.000375 | 0.0176 | 0.2 | 3.39 | 3.39 | 0.203 | 0.17 to 0.23 | 120 | 70 to 130 | 0.00 | 20 |
| BA19077 | Arsenic, Total | mg/L | 0.0000156 | 0.0001474 | 0.10 | 0.108 | 0.111 | 0.104 | 0.085 to 0.115 | 107 | 70 to 130 | 2.74 | 20 |
| BA19077 | Chromium, Total | mg/L | -0.0000094 | 0.00044 | 0.10 | 0.108 | 0.108 | 0.105 | 0.085 to 0.115 | 108 | 70 to 130 | 0.00 | 20 |
| BA19077 | Manganese, Total | mg/L | 0.0000202 | 0.0001474 | 0.10 | 0.178 | 0.176 | 0.100 | 0.085 to 0.115 | 102 | 70 to 130 | 1.13 | 20 |
| BA19077 | Antimony, Total | mg/L | 0.000183 | 0.001 | 0.10 | 0.104 | 0.105 | 0.0962 | 0.085 to 0.115 | 104 | 70 to 130 | 0.957 | 20 |

**Comments:** The client submitted filtered samples for dissolved analysis, but no MB or LCS were submitted. Therefore, dissolved data is qualified.
LBM 11/17/20

Reported: 11/20/2020
Version: 3.1
COA_CCR

Alabama Power
General Test Laboratory
744 County Road 87, GSC #8
Calera, AL 35040

Alabama Power

# Batch QC Summary

**Customer Account:** WMWMILAP
**Sample Date:** 10/14/20 14:22
**Customer ID:**
**Delivery Date:** 10/15/20 09:46

**Description:** Miller Ash Pond - MW-19HA

**Laboratory ID Number:** BA19020

| Sample | Analysis | Units | MB | MB Limit | Spike | MS | Sample Duplicate | Standard | Standard Limit | Rec | Rec Limit | Prec | Prec Limit |
|---|---|---|---|---|---|---|---|---|---|---|---|---|---|
| BA19077 | Sulfate | mg/L | -0.416 | 0.50 | 20.0 | 24.1 | 5.48 | 19.0 | 18 to 22 | 93.0 | 80 to 120 | 0.546 | 20 |
| BA19077 | Chloride | mg/L | 0.0322 | 0.50 | 1600 | 4030 | 2510 | 9.81 | 9 to 11 | 95.0 | 80 to 120 | 0.00 | 20 |
| BA19077 | Fluoride | mg/L | 0.0244 | 0.05 | 2.50 | 3.01 | 0.448 | 2.60 | 2.25 to 2.75 | 103 | 80 to 120 | 4.33 | 20 |
| BA19077 | Solids, Dissolved | mg/L | 0.0000 | 25 | | | 4580 | 49.0 | 40 to 60 | | | 0.435 | 5 |
| BA19089 | Alkalinity, Total as CaCO3 | mg/L | | | | | 88.7 | 52.6 | 45.0 to 55.0 | | | 3.79 | 10 |

**Comments:** The client submitted filtered samples for dissolved analysis, but no MB or LCS were submitted. Therefore, dissolved data is qualified.
LBM 11/17/20

Alabama Power
General Test Laboratory
744 County Road 87, GSC #8
Calera, AL 35040

# Certificate Of Analysis

Alabama Power

**Description:** Miller Ash Pond Field Blank-3

**Location Code:** WMWMILAPFB
**Collected:** 10/14/20 14:30
**Customer ID:**
**Submittal Date:** 10/15/20 09:47

**Laboratory ID Number:** BA19021

| Name | Prepared | Analyzed | Vio Spec | DF | Results | Units | MDL | RL | Q |
|---|---|---|---|---|---|---|---|---|---|
| ***Analytical Method: EPA 200.7*** | ***Analyst: RDA*** | | | | ***Preparation Method: EPA 1638*** | | | | |
| * Boron, Total | 11/3/20 09:00 | 11/4/20 09:16 | | 1.015 | Not Detected | mg/L | 0.03 | 0.1 | U |
| * Calcium, Total | 11/3/20 09:00 | 11/4/20 09:16 | | 1.015 | Not Detected | mg/L | 0.1 | 0.5 | U |
| * Iron, Total | 11/3/20 09:00 | 11/4/20 09:16 | | 1.015 | Not Detected | mg/L | 0.02 | 0.05 | U |
| * Lithium, Total | 11/3/20 09:00 | 11/4/20 09:16 | | 1.015 | Not Detected | mg/L | 0.01 | 0.02 | U |
| * Magnesium, Total | 11/3/20 09:00 | 11/4/20 09:16 | | 1.015 | Not Detected | mg/L | 0.1 | 0.5 | U |
| * Sodium, Total | 11/3/20 09:00 | 11/4/20 09:16 | | 1.015 | Not Detected | mg/L | 0.1 | 0.5 | U |
| ***Analytical Method: EPA 200.8*** | ***Analyst: DLJ*** | | | | ***Preparation Method: EPA 1638*** | | | | |
| * Antimony, Total | 10/30/20 11:47 | 11/2/20 11:02 | | 1.015 | Not Detected | mg/L | 0.0008 | 0.003 | U |
| * Arsenic, Total | 10/30/20 11:47 | 11/2/20 11:02 | | 1.015 | Not Detected | mg/L | 0.001 | 0.005 | U |
| * Barium, Total | 10/30/20 11:47 | 11/2/20 11:02 | | 1.015 | Not Detected | mg/L | 0.002 | 0.01 | U |
| * Beryllium, Total | 10/30/20 11:47 | 11/2/20 11:02 | | 1.015 | Not Detected | mg/L | 0.0006 | 0.003 | U |
| * Cadmium, Total | 10/30/20 11:47 | 11/2/20 11:02 | | 1.015 | Not Detected | mg/L | 0.0003 | 0.001 | U |
| * Chromium, Total | 10/30/20 11:47 | 11/2/20 11:02 | | 1.015 | Not Detected | mg/L | 0.002 | 0.01 | U |
| * Cobalt, Total | 10/30/20 11:47 | 11/2/20 11:02 | | 1.015 | Not Detected | mg/L | 0.002 | 0.005 | U |
| * Lead, Total | 10/30/20 11:47 | 11/2/20 11:02 | | 1.015 | Not Detected | mg/L | 0.001 | 0.005 | U |
| * Molybdenum, Total | 10/30/20 11:47 | 11/2/20 11:02 | | 1.015 | Not Detected | mg/L | 0.002 | 0.01 | U |
| * Manganese, Total | 10/30/20 11:47 | 11/2/20 11:02 | | 1.015 | Not Detected | mg/L | 0.001 | 0.005 | U |
| * Potassium, Total | 10/30/20 11:47 | 11/2/20 11:02 | | 1.015 | Not Detected | mg/L | 0.3 | 2.5 | U |
| * Selenium, Total | 10/30/20 11:47 | 11/2/20 11:02 | | 1.015 | Not Detected | mg/L | 0.002 | 0.01 | U |
| * Thallium, Total | 10/30/20 11:47 | 11/2/20 11:02 | | 1.015 | Not Detected | mg/L | 0.0002 | 0.001 | U |
| ***Analytical Method: EPA 245.1*** | ***Analyst: GAS*** | | | | | | | | |
| * Mercury, Total by CVAA | 10/20/20 09:14 | 10/21/20 12:00 | | 1 | Not Detected | mg/L | 0.0003 | 0.0005 | U |
| ***Analytical Method: SM 2540C*** | ***Analyst: TJW*** | | | | | | | | |
| * Solids, Dissolved | 10/16/20 12:00 | 10/20/20 08:15 | | 1 | Not Detected | mg/L | | 25 | U |
| ***Analytical Method: SM4500Cl E*** | ***Analyst: JCC*** | | | | | | | | |
| * Chloride | 10/28/20 10:14 | 10/28/20 10:14 | | 1 | Not Detected | mg/L | 0.50 | 1 | U |
| ***Analytical Method: SM4500F G 2017*** | ***Analyst: JCC*** | | | | | | | | |
| * Fluoride | 10/30/20 11:44 | 10/30/20 11:44 | | 1 | Not Detected | mg/L | 0.06 | 0.1 | U |
| ***Analytical Method: SM4500SO4 E 2011*** | ***Analyst: JCC*** | | | | | | | | |
| * Sulfate | 10/19/20 10:13 | 10/19/20 10:13 | | 1 | Not Detected | mg/L | 0.50 | 1 | U |

MDL's and RL's are adjusted for sample dilution, as applicable

**Comments:**

Reported: 11/20/2020
Version: 3.1
COA_CCR

Alabama Power
General Test Laboratory
744 County Road 87, GSC #8
Calera, AL 35040

# Batch QC Summary

Alabama Power

**Customer Account:** WMWMILAPFB
**Sample Date:** 10/14/20 14:30
**Customer ID:**
**Delivery Date:** 10/15/20 09:47

**Description:** Miller Ash Pond Field Blank-3

**Laboratory ID Number:** BA19021

| Sample | Analysis | Units | MB | MB Limit | Spike | MS | MSD | Standard | Standard Limit | Rec | Rec Limit | Prec | Prec Limit |
|---|---|---|---|---|---|---|---|---|---|---|---|---|---|
| BA19077 | Cobalt, Total | mg/L | -0.000120 | 0.0001474 | 0.10 | 0.105 | 0.105 | 0.105 | 0.085 to 0.115 | 105 | 70 to 130 | 0.00 | 20 |
| BA19077 | Beryllium, Total | mg/L | 0.0000250 | 0.00088 | 0.10 | 0.106 | 0.0999 | 0.0970 | 0.085 to 0.115 | 106 | 70 to 130 | 5.93 | 20 |
| BA19077 | Magnesium, Total | mg/L | -0.0000539 | 0.0462 | 5.00 | 46.5 | 46.8 | 5.02 | 4.25 to 5.75 | 100 | 70 to 130 | 0.643 | 20 |
| BA19077 | Barium, Total | mg/L | -0.0000146 | 0.0002 | 0.100 | 11.8 | 11.8 | 0.0965 | 0.085 to 0.115 | 2000 | 70 to 130 | 0.00 | 20 |
| BA19077 | Calcium, Total | mg/L | 0.000658 | 0.1518 | 5.00 | 122 | 123 | 5.10 | 4.25 to 5.75 | 80.0 | 70 to 130 | 0.816 | 20 |
| BA19077 | Sodium, Total | mg/L | 0.00106 | 0.044 | 5.00 | 1440 | 1450 | 4.98 | 4.25 to 5.75 | 0.00 | 70 to 130 | 0.692 | 20 |
| BA19077 | Mercury, Total by CVAA | mg/L | 0.0000183 | 0.0005 | 0.004 | 0.00353 | 0.00347 | 0.00413 | 0.0034 to 0.0046 | 88.2 | 70 to 130 | 1.71 | 20 |
| BA19077 | Molybdenum, Total | mg/L | 0.0000095 | 0.0001474 | 0.10 | 0.107 | 0.108 | 0.100 | 0.085 to 0.115 | 107 | 70 to 130 | 0.930 | 20 |
| BA19077 | Arsenic, Total | mg/L | 0.0000156 | 0.0001474 | 0.10 | 0.108 | 0.111 | 0.104 | 0.085 to 0.115 | 107 | 70 to 130 | 2.74 | 20 |
| BA19077 | Chromium, Total | mg/L | -0.0000094 | 0.00044 | 0.10 | 0.108 | 0.108 | 0.105 | 0.085 to 0.115 | 108 | 70 to 130 | 0.00 | 20 |
| BA19077 | Manganese, Total | mg/L | 0.0000202 | 0.0001474 | 0.10 | 0.178 | 0.176 | 0.100 | 0.085 to 0.115 | 102 | 70 to 130 | 1.13 | 20 |
| BA19077 | Antimony, Total | mg/L | 0.000183 | 0.001 | 0.10 | 0.104 | 0.105 | 0.0962 | 0.085 to 0.115 | 104 | 70 to 130 | 0.957 | 20 |
| BA19077 | Boron, Total | mg/L | 0.00112 | 0.0650254 | 1.00 | 1.75 | 1.74 | 0.993 | 0.85 to 1.15 | 104 | 70 to 130 | 0.573 | 20 |
| BA19077 | Iron, Total | mg/L | 0.000385 | 0.0176 | 0.2 | 0.948 | 0.942 | 0.198 | 0.17 to 0.23 | 98.0 | 70 to 130 | 0.635 | 20 |
| BA19077 | Lead, Total | mg/L | 0.0000071 | 0.0001474 | 0.10 | 0.112 | 0.109 | 0.108 | 0.085 to 0.115 | 112 | 70 to 130 | 2.71 | 20 |
| BA19077 | Potassium, Total | mg/L | 0.0167 | 0.3674 | 10.0 | 16.5 | 16.4 | 10.0 | 8.5 to 11.5 | 102 | 70 to 130 | 0.608 | 20 |
| BA19077 | Lithium, Total | mg/L | -0.0000198 | 0.0154 | 0.20 | 1.37 | 1.37 | 0.201 | 0.17 to 0.23 | 100 | 70 to 130 | 0.00 | 20 |
| BA19077 | Selenium, Total | mg/L | 0.0000338 | 0.001 | 0.10 | 0.102 | 0.103 | 0.103 | 0.085 to 0.115 | 102 | 70 to 130 | 0.976 | 20 |
| BA19077 | Cadmium, Total | mg/L | 0.0000000 | 0.0001474 | 0.10 | 0.101 | 0.101 | 0.0996 | 0.085 to 0.115 | 101 | 70 to 130 | 0.00 | 20 |
| BA19077 | Thallium, Total | mg/L | -0.000118 | 0.0001474 | 0.10 | 0.106 | 0.105 | 0.105 | 0.085 to 0.115 | 106 | 70 to 130 | 0.948 | 20 |

**Comments:**

Alabama Power
General Test Laboratory
744 County Road 87, GSC #8
Calera, AL 35040

Alabama Power

# Batch QC Summary

**Customer Account:** WMWMILAPFB
**Sample Date:** 10/14/20 14:30
**Customer ID:**
**Delivery Date:** 10/15/20 09:47

**Description:** Miller Ash Pond Field Blank-3

**Laboratory ID Number:** BA19021

| Sample | Analysis | Units | MB | MB Limit | Spike | MS | Sample Duplicate | Standard | Standard Limit | Rec | Rec Limit | Prec | Prec Limit |
|---|---|---|---|---|---|---|---|---|---|---|---|---|---|
| BA19077 | Fluoride | mg/L | 0.0244 | 0.05 | 2.50 | 3.01 | 0.448 | 2.60 | 2.25 to 2.75 | 103 | 80 to 120 | 4.33 | 20 |
| BA19077 | Solids, Dissolved | mg/L | 0.0000 | 25 | | | 4580 | 49.0 | 40 to 60 | | | 0.435 | 5 |
| BA19077 | Sulfate | mg/L | -0.416 | 0.50 | 20.0 | 24.1 | 5.48 | 19.0 | 18 to 22 | 93.0 | 80 to 120 | 0.546 | 20 |
| BA19077 | Chloride | mg/L | 0.0322 | 0.50 | 1600 | 4030 | 2510 | 9.81 | 9 to 11 | 95.0 | 80 to 120 | 0.00 | 20 |

**Comments:**

Reported: 11/20/2020
Version: 3.1
COA_CCR

Alabama Power
General Test Laboratory
744 County Road 87, GSC #8
Calera, AL 35040

# Certificate Of Analysis

Alabama Power

**Description:** Miller Ash Pond - MW-35H

**Location Code:** WMWMILAP
**Collected:** 10/13/20 08:50
**Customer ID:**
**Submittal Date:** 10/15/20 16:43

**Laboratory ID Number:** BA19070

| Name | Prepared | Analyzed | Vio Spec | DF | Results | Units | MDL | RL | Q |
|---|---|---|---|---|---|---|---|---|---|
| ***Analytical Method: EPA 200.7*** | ***Analyst: RDA*** | | | | ***Preparation Method: EPA 1638*** | | | | |
| * Boron, Total | 11/3/20 09:00 | 11/4/20 09:19 | | 1.015 | Not Detected | mg/L | 0.03 | 0.1 | U |
| * Calcium, Total | 11/3/20 09:00 | 11/4/20 10:57 | | 10.15 | 64.9 | mg/L | 1.015 | 5.075 | |
| * Iron, Total | 11/3/20 09:00 | 11/4/20 09:19 | | 1.015 | 4.05 | mg/L | 0.02 | 0.05 | |
| * Lithium, Total | 11/3/20 09:00 | 11/4/20 09:19 | | 1.015 | 0.0305 | mg/L | 0.01 | 0.02 | |
| * Magnesium, Total | 11/3/20 09:00 | 11/4/20 09:19 | | 1.015 | 34.5 | mg/L | 0.1 | 0.5 | |
| * Sodium, Total | 11/3/20 09:00 | 11/4/20 09:19 | | 1.015 | 30.1 | mg/L | 0.1 | 0.5 | |
| ***Analytical Method: EPA 200.7*** | ***Analyst: RDA*** | | | | | | | | |
| * Iron, Dissolved | 10/27/20 15:00 | 11/2/20 12:00 | | 10.15 | 4.26 | mg/L | 0.203 | 0.5075 | |
| ***Analytical Method: EPA 200.8*** | ***Analyst: DLJ*** | | | | ***Preparation Method: EPA 1638*** | | | | |
| * Antimony, Total | 10/30/20 11:47 | 11/2/20 11:05 | | 1.015 | Not Detected | mg/L | 0.0008 | 0.003 | U |
| * Arsenic, Total | 10/30/20 11:47 | 11/2/20 11:05 | | 1.015 | 0.0146 | mg/L | 0.001 | 0.005 | |
| * Barium, Total | 10/30/20 11:47 | 11/2/20 11:05 | | 1.015 | 0.0315 | mg/L | 0.002 | 0.01 | |
| * Beryllium, Total | 10/30/20 11:47 | 11/2/20 11:05 | | 1.015 | Not Detected | mg/L | 0.0006 | 0.003 | U |
| * Cadmium, Total | 10/30/20 11:47 | 11/2/20 11:05 | | 1.015 | Not Detected | mg/L | 0.0003 | 0.001 | U |
| * Chromium, Total | 10/30/20 11:47 | 11/2/20 11:05 | | 1.015 | Not Detected | mg/L | 0.002 | 0.01 | U |
| * Cobalt, Total | 10/30/20 11:47 | 11/2/20 11:05 | | 1.015 | Not Detected | mg/L | 0.002 | 0.005 | U |
| * Lead, Total | 10/30/20 11:47 | 11/2/20 11:05 | | 1.015 | Not Detected | mg/L | 0.001 | 0.005 | U |
| * Molybdenum, Total | 10/30/20 11:47 | 11/2/20 11:05 | | 1.015 | Not Detected | mg/L | 0.002 | 0.01 | U |
| * Potassium, Total | 10/30/20 11:47 | 11/2/20 11:05 | | 1.015 | 1.36 | mg/L | 0.3 | 2.5 | J |
| * Manganese, Total | 10/30/20 11:47 | 11/2/20 11:05 | | 1.015 | 0.277 | mg/L | 0.001 | 0.005 | |
| * Selenium, Total | 10/30/20 11:47 | 11/2/20 11:05 | | 1.015 | Not Detected | mg/L | 0.002 | 0.01 | U |
| * Thallium, Total | 10/30/20 11:47 | 11/2/20 11:05 | | 1.015 | Not Detected | mg/L | 0.0002 | 0.001 | U |
| ***Analytical Method: EPA 200.8*** | ***Analyst: DLJ*** | | | | | | | | |
| * Manganese, Dissolved | 11/2/20 13:48 | 11/4/20 12:48 | | 1.015 | 0.262 | mg/L | 0.001 | 0.005 | |
| ***Analytical Method: EPA 245.1*** | ***Analyst: GAS*** | | | | | | | | |
| * Mercury, Total by CVAA | 10/20/20 09:14 | 10/21/20 12:02 | | 1 | Not Detected | mg/L | 0.0003 | 0.0005 | U |
| ***Analytical Method: SM 2320 B*** | ***Analyst: JAG*** | | | | | | | | |
| Alkalinity, Total as CaCO3 | 10/22/20 09:12 | 10/22/20 11:02 | | 1 | 151 | mg/L | | 0.1 | |
| ***Analytical Method: SM 2540C*** | ***Analyst: TJW*** | | | | | | | | |
| * Solids, Dissolved | 10/16/20 12:00 | 10/20/20 08:15 | | 1 | 455 | mg/L | | 25 | |

MDL's and RL's are adjusted for sample dilution, as applicable

**Comments:** The client submitted filtered samples for dissolved analysis, but no MB or LCS were submitted. Therefore, dissolved data is qualified.
LBM 11/17/20

Alabama Power
General Test Laboratory
744 County Road 87, GSC #8
Calera, AL 35040

# *Certificate Of Analysis*

Alabama Power

**Description:** Miller Ash Pond - MW-35H

**Location Code:** WMWMILAP
**Collected:** 10/13/20 08:50
**Customer ID:**
**Submittal Date:** 10/15/20 16:43

**Laboratory ID Number:** BA19070

| Name | Prepared | Analyzed | Vio Spec | DF | Results | Units | MDL | RL | Q |
|---|---|---|---|---|---|---|---|---|---|
| ***Analytical Method: SM 4500CO2 D*** | ***Analyst: JAG*** | | | | | | | | |
| Bicarbonate Alkalinity, (calc.) | 10/22/20 09:12 | 10/22/20 11:02 | | 1 | 151 | mg/L | | | |
| Carbonate Alkalinity, (calc.) | 10/22/20 09:12 | 10/22/20 11:02 | | 1 | 0.09 | mg/L | | | |
| ***Analytical Method: SM4500Cl E*** | ***Analyst: JCC*** | | | | | | | | |
| * Chloride | 10/28/20 10:16 | 10/28/20 10:16 | | 1 | 1.91 | mg/L | 0.50 | 1 | |
| ***Analytical Method: SM4500F G 2017*** | ***Analyst: JCC*** | | | | | | | | |
| * Fluoride | 10/30/20 11:46 | 10/30/20 11:46 | | 1 | 0.160 | mg/L | 0.06 | 0.1 | |
| ***Analytical Method: SM4500SO4 E 2011*** | ***Analyst: JCC*** | | | | | | | | |
| * Sulfate | 10/19/20 10:14 | 10/19/20 10:14 | | 16 | 196 | mg/L | 8.00 | 16 | |
| ***Analytical Method: Field Measurements*** | ***Analyst: DKG*** | | | | | | | | |
| Conductivity | 10/13/20 08:46 | 10/13/20 08:46 | | | 636.94 | uS/cm | | | FA |
| pH | 10/13/20 08:46 | 10/13/20 08:46 | | | 6.64 | SU | | | FA |
| Temperature | 10/13/20 08:46 | 10/13/20 08:46 | | | 18.65 | C | | | FA |
| Turbidity | 10/13/20 08:46 | 10/13/20 08:46 | | | 0.31 | NTU | | | FA |

MDL's and RL's are adjusted for sample dilution, as applicable

**Comments:** The client submitted filtered samples for dissolved analysis, but no MB or LCS were submitted. Therefore, dissolved data is qualified.
LBM 11/17/20

Reported: 11/20/2020
Version: 3.1
COA_CCR

Alabama Power
General Test Laboratory
744 County Road 87, GSC #8
Calera, AL 35040

# Batch QC Summary

Alabama Power

**Customer Account:** WMWMILAP
**Sample Date:** 10/13/20 08:50
**Customer ID:**
**Delivery Date:** 10/15/20 16:43

**Description:** Miller Ash Pond - MW-35H

**Laboratory ID Number:** BA19070

| Sample | Analysis | Units | MB | MB Limit | Spike | MS | MSD | Standard | Standard Limit | Rec | Rec Limit | Prec | Prec Limit |
|---|---|---|---|---|---|---|---|---|---|---|---|---|---|
| BA19077 | Cobalt, Total | mg/L | -0.000120 | 0.0001474 | 0.10 | 0.105 | 0.105 | 0.105 | 0.085 to 0.115 | 105 | 70 to 130 | 0.00 | 20 |
| BA19077 | Barium, Total | mg/L | -0.0000146 | 0.0002 | 0.100 | 11.8 | 11.8 | 0.0965 | 0.085 to 0.115 | 2000 | 70 to 130 | 0.00 | 20 |
| BA19077 | Calcium, Total | mg/L | 0.000658 | 0.1518 | 5.00 | 122 | 123 | 5.10 | 4.25 to 5.75 | 80.0 | 70 to 130 | 0.816 | 20 |
| BA19077 | Sodium, Total | mg/L | 0.00106 | 0.044 | 5.00 | 1440 | 1450 | 4.98 | 4.25 to 5.75 | 0.00 | 70 to 130 | 0.692 | 20 |
| BA19077 | Beryllium, Total | mg/L | 0.0000250 | 0.00088 | 0.10 | 0.106 | 0.0999 | 0.0970 | 0.085 to 0.115 | 106 | 70 to 130 | 5.93 | 20 |
| BA19077 | Magnesium, Total | mg/L | -0.0000539 | 0.0462 | 5.00 | 46.5 | 46.8 | 5.02 | 4.25 to 5.75 | 100 | 70 to 130 | 0.643 | 20 |
| BA19077 | Potassium, Total | mg/L | 0.0167 | 0.3674 | 10.0 | 16.5 | 16.4 | 10.0 | 8.5 to 11.5 | 102 | 70 to 130 | 0.608 | 20 |
| BA19077 | Lithium, Total | mg/L | -0.0000198 | 0.0154 | 0.20 | 1.37 | 1.37 | 0.201 | 0.17 to 0.23 | 100 | 70 to 130 | 0.00 | 20 |
| BA19077 | Selenium, Total | mg/L | 0.0000338 | 0.001 | 0.10 | 0.102 | 0.103 | 0.103 | 0.085 to 0.115 | 102 | 70 to 130 | 0.976 | 20 |
| BA19077 | Boron, Total | mg/L | 0.00112 | 0.0650254 | 1.00 | 1.75 | 1.74 | 0.993 | 0.85 to 1.15 | 104 | 70 to 130 | 0.573 | 20 |
| BA19077 | Iron, Total | mg/L | 0.000385 | 0.0176 | 0.2 | 0.948 | 0.942 | 0.198 | 0.17 to 0.23 | 98.0 | 70 to 130 | 0.635 | 20 |
| BA19077 | Lead, Total | mg/L | 0.0000071 | 0.0001474 | 0.10 | 0.112 | 0.109 | 0.108 | 0.085 to 0.115 | 112 | 70 to 130 | 2.71 | 20 |
| BA19333 | Manganese, Dissolved | mg/L | -0.0000134 | 0.0001474 | 0.10 | 0.0948 | 0.0976 | 0.1000 | 0.085 to 0.115 | 94.8 | 70 to 130 | 2.91 | 20 |
| BA19077 | Mercury, Total by CVAA | mg/L | 0.0000183 | 0.0005 | 0.004 | 0.00353 | 0.00347 | 0.00413 | 0.0034 to 0.0046 | 88.2 | 70 to 130 | 1.71 | 20 |
| BA19077 | Molybdenum, Total | mg/L | 0.0000095 | 0.0001474 | 0.10 | 0.107 | 0.108 | 0.100 | 0.085 to 0.115 | 107 | 70 to 130 | 0.930 | 20 |
| BA19079 | Iron, Dissolved | mg/L | 0.000375 | 0.0176 | 0.2 | 3.39 | 3.39 | 0.203 | 0.17 to 0.23 | 120 | 70 to 130 | 0.00 | 20 |
| BA19077 | Cadmium, Total | mg/L | 0.0000000 | 0.0001474 | 0.10 | 0.101 | 0.101 | 0.0996 | 0.085 to 0.115 | 101 | 70 to 130 | 0.00 | 20 |
| BA19077 | Thallium, Total | mg/L | -0.000118 | 0.0001474 | 0.10 | 0.106 | 0.105 | 0.105 | 0.085 to 0.115 | 106 | 70 to 130 | 0.948 | 20 |
| BA19077 | Arsenic, Total | mg/L | 0.0000156 | 0.0001474 | 0.10 | 0.108 | 0.111 | 0.104 | 0.085 to 0.115 | 107 | 70 to 130 | 2.74 | 20 |
| BA19077 | Chromium, Total | mg/L | -0.0000094 | 0.00044 | 0.10 | 0.108 | 0.108 | 0.105 | 0.085 to 0.115 | 108 | 70 to 130 | 0.00 | 20 |
| BA19077 | Manganese, Total | mg/L | 0.0000202 | 0.0001474 | 0.10 | 0.178 | 0.176 | 0.100 | 0.085 to 0.115 | 102 | 70 to 130 | 1.13 | 20 |
| BA19077 | Antimony, Total | mg/L | 0.000183 | 0.001 | 0.10 | 0.104 | 0.105 | 0.0962 | 0.085 to 0.115 | 104 | 70 to 130 | 0.957 | 20 |

**Comments:** The client submitted filtered samples for dissolved analysis, but no MB or LCS were submitted. Therefore, dissolved data is qualified.
LBM 11/17/20

Reported: 11/20/2020
Version: 3.1
COA_CCR

Alabama Power
General Test Laboratory
744 County Road 87, GSC #8
Calera, AL 35040

Alabama Power

# Batch QC Summary

**Customer Account:** WMWMILAP
**Sample Date:** 10/13/20 08:50
**Customer ID:**
**Delivery Date:** 10/15/20 16:43

**Description:** Miller Ash Pond - MW-35H

**Laboratory ID Number:** BA19070

| Sample | Analysis | Units | MB | MB Limit | Spike | MS | Sample Duplicate | Standard | Standard Limit | Rec | Rec Limit | Prec | Prec Limit |
|---|---|---|---|---|---|---|---|---|---|---|---|---|---|
| BA19077 | Fluoride | mg/L | 0.0244 | 0.05 | 2.50 | 3.01 | 0.448 | 2.60 | 2.25 to 2.75 | 103 | 80 to 120 | 4.33 | 20 |
| BA19077 | Chloride | mg/L | 0.0322 | 0.50 | 1600 | 4030 | 2510 | 9.81 | 9 to 11 | 95.0 | 80 to 120 | 0.00 | 20 |
| BA19077 | Sulfate | mg/L | -0.416 | 0.50 | 20.0 | 24.1 | 5.48 | 19.0 | 18 to 22 | 93.0 | 80 to 120 | 0.546 | 20 |
| BA19077 | Solids, Dissolved | mg/L | 0.0000 | 25 | | | 4580 | 49.0 | 40 to 60 | | | 0.435 | 5 |
| BA19089 | Alkalinity, Total as CaCO3 | mg/L | | | | | 88.7 | 52.6 | 45.0 to 55.0 | | | 3.79 | 10 |

**Comments:** The client submitted filtered samples for dissolved analysis, but no MB or LCS were submitted. Therefore, dissolved data is qualified.
LBM 11/17/20

Reported: 11/20/2020
Version: 3.1
COA_CCR

Alabama Power
General Test Laboratory
744 County Road 87, GSC #8
Calera, AL 35040

# Certificate Of Analysis

Alabama Power

**Description:** Miller Ash Pond - MW-35H DUP

**Location Code:** WMWMILAP
**Collected:** 10/13/20 08:50
**Customer ID:**
**Submittal Date:** 10/15/20 16:43

**Laboratory ID Number:** BA19071

| Name | Prepared | Analyzed | Vio Spec | DF | Results | Units | MDL | RL | Q |
|---|---|---|---|---|---|---|---|---|---|
| ***Analytical Method: EPA 200.7*** | ***Analyst: RDA*** | | | | ***Preparation Method: EPA 1638*** | | | | |
| * Boron, Total | 11/3/20 09:00 | 11/4/20 09:23 | | 1.015 | Not Detected | mg/L | 0.03 | 0.1 | U |
| * Calcium, Total | 11/3/20 09:00 | 11/4/20 11:00 | | 10.15 | 64.3 | mg/L | 1.015 | 5.075 | |
| * Iron, Total | 11/3/20 09:00 | 11/4/20 09:23 | | 1.015 | 3.99 | mg/L | 0.02 | 0.05 | |
| * Lithium, Total | 11/3/20 09:00 | 11/4/20 09:23 | | 1.015 | 0.0302 | mg/L | 0.01 | 0.02 | |
| * Magnesium, Total | 11/3/20 09:00 | 11/4/20 09:23 | | 1.015 | 34.1 | mg/L | 0.1 | 0.5 | |
| * Sodium, Total | 11/3/20 09:00 | 11/4/20 09:23 | | 1.015 | 30.0 | mg/L | 0.1 | 0.5 | |
| ***Analytical Method: EPA 200.7*** | ***Analyst: RDA*** | | | | | | | | |
| * Iron, Dissolved | 10/27/20 15:00 | 11/2/20 12:04 | | 10.15 | 4.13 | mg/L | 0.203 | 0.5075 | |
| ***Analytical Method: EPA 200.8*** | ***Analyst: DLJ*** | | | | ***Preparation Method: EPA 1638*** | | | | |
| * Antimony, Total | 10/30/20 11:47 | 11/2/20 11:08 | | 1.015 | Not Detected | mg/L | 0.0008 | 0.003 | U |
| * Arsenic, Total | 10/30/20 11:47 | 11/2/20 11:08 | | 1.015 | 0.0143 | mg/L | 0.001 | 0.005 | |
| * Barium, Total | 10/30/20 11:47 | 11/2/20 11:08 | | 1.015 | 0.0307 | mg/L | 0.002 | 0.01 | |
| * Beryllium, Total | 10/30/20 11:47 | 11/2/20 11:08 | | 1.015 | Not Detected | mg/L | 0.0006 | 0.003 | U |
| * Cadmium, Total | 10/30/20 11:47 | 11/2/20 11:08 | | 1.015 | Not Detected | mg/L | 0.0003 | 0.001 | U |
| * Chromium, Total | 10/30/20 11:47 | 11/2/20 11:08 | | 1.015 | Not Detected | mg/L | 0.002 | 0.01 | U |
| * Cobalt, Total | 10/30/20 11:47 | 11/2/20 11:08 | | 1.015 | Not Detected | mg/L | 0.002 | 0.005 | U |
| * Lead, Total | 10/30/20 11:47 | 11/2/20 11:08 | | 1.015 | Not Detected | mg/L | 0.001 | 0.005 | U |
| * Molybdenum, Total | 10/30/20 11:47 | 11/2/20 11:08 | | 1.015 | Not Detected | mg/L | 0.002 | 0.01 | U |
| * Potassium, Total | 10/30/20 11:47 | 11/2/20 11:08 | | 1.015 | 1.32 | mg/L | 0.3 | 2.5 | J |
| * Manganese, Total | 10/30/20 11:47 | 11/2/20 11:08 | | 1.015 | 0.278 | mg/L | 0.001 | 0.005 | |
| * Selenium, Total | 10/30/20 11:47 | 11/2/20 11:08 | | 1.015 | Not Detected | mg/L | 0.002 | 0.01 | U |
| * Thallium, Total | 10/30/20 11:47 | 11/2/20 11:08 | | 1.015 | Not Detected | mg/L | 0.0002 | 0.001 | U |
| ***Analytical Method: EPA 200.8*** | ***Analyst: DLJ*** | | | | | | | | |
| * Manganese, Dissolved | 11/2/20 13:48 | 11/4/20 12:50 | | 1.015 | 0.263 | mg/L | 0.001 | 0.005 | |
| ***Analytical Method: EPA 245.1*** | ***Analyst: GAS*** | | | | | | | | |
| * Mercury, Total by CVAA | 10/20/20 09:14 | 10/21/20 12:04 | | 1 | Not Detected | mg/L | 0.0003 | 0.0005 | U |
| ***Analytical Method: SM 2320 B*** | ***Analyst: JAG*** | | | | | | | | |
| Alkalinity, Total as CaCO3 | 10/22/20 09:12 | 10/22/20 11:02 | | 1 | 158 | mg/L | | 0.1 | |
| ***Analytical Method: SM 2540C*** | ***Analyst: TJW*** | | | | | | | | |
| * Solids, Dissolved | 10/16/20 12:00 | 10/20/20 08:15 | | 1 | 455 | mg/L | | 25 | |

MDL's and RL's are adjusted for sample dilution, as applicable

**Comments:** The client submitted filtered samples for dissolved analysis, but no MB or LCS were submitted. Therefore, dissolved data is qualified.
LBM 11/17/20

Reported: 11/20/2020
Version: 3.1
COA_CCR

Alabama Power
General Test Laboratory
744 County Road 87, GSC #8
Calera, AL 35040

# Certificate Of Analysis

Alabama Power

**Description:** Miller Ash Pond - MW-35H DUP

**Location Code:** WMWMILAP
**Collected:** 10/13/20 08:50
**Customer ID:**
**Submittal Date:** 10/15/20 16:43

**Laboratory ID Number:** BA19071

| Name | Prepared | Analyzed | Vio Spec | DF | Results | Units | MDL | RL | Q |
|---|---|---|---|---|---|---|---|---|---|
| ***Analytical Method: SM 4500CO2 D*** | ***Analyst: JAG*** | | | | | | | | |
| Bicarbonate Alkalinity, (calc.) | 10/22/20 09:12 | 10/22/20 11:02 | | 1 | 158 | mg/L | | | |
| Carbonate Alkalinity, (calc.) | 10/22/20 09:12 | 10/22/20 11:02 | | 1 | 0.09 | mg/L | | | |
| ***Analytical Method: SM4500Cl E*** | ***Analyst: JCC*** | | | | | | | | |
| * Chloride | 10/28/20 10:17 | 10/28/20 10:17 | | 1 | 1.92 | mg/L | 0.50 | 1 | |
| ***Analytical Method: SM4500F G 2017*** | ***Analyst: JCC*** | | | | | | | | |
| * Fluoride | 10/30/20 11:47 | 10/30/20 11:47 | | 1 | 0.157 | mg/L | 0.06 | 0.1 | |
| ***Analytical Method: SM4500SO4 E 2011*** | ***Analyst: JCC*** | | | | | | | | |
| * Sulfate | 10/19/20 10:16 | 10/19/20 10:16 | | 16 | 213 | mg/L | 8.00 | 16 | |
| ***Analytical Method: Field Measurements*** | ***Analyst: DKG*** | | | | | | | | |
| Conductivity | 10/13/20 08:46 | 10/13/20 08:46 | | | 636.94 | uS/cm | | | FA |
| pH | 10/13/20 08:46 | 10/13/20 08:46 | | | 6.64 | SU | | | FA |
| Temperature | 10/13/20 08:46 | 10/13/20 08:46 | | | 18.65 | C | | | FA |
| Turbidity | 10/13/20 08:46 | 10/13/20 08:46 | | | 0.31 | NTU | | | FA |

MDL's and RL's are adjusted for sample dilution, as applicable

**Comments:** The client submitted filtered samples for dissolved analysis, but no MB or LCS were submitted. Therefore, dissolved data is qualified.
LBM 11/17/20

Alabama Power
General Test Laboratory
744 County Road 87, GSC #8
Calera, AL 35040

# Batch QC Summary

Alabama Power

**Customer Account:** WMWMILAP
**Sample Date:** 10/13/20 08:50
**Customer ID:**
**Delivery Date:** 10/15/20 16:43

**Description:** Miller Ash Pond - MW-35H DUP

**Laboratory ID Number:** BA19071

| Sample | Analysis | Units | MB | MB Limit | Spike | MS | MSD | Standard | Standard Limit | Rec | Rec Limit | Prec | Prec Limit |
|---|---|---|---|---|---|---|---|---|---|---|---|---|---|
| BA19077 | Cobalt, Total | mg/L | -0.000120 | 0.0001474 | 0.10 | 0.105 | 0.105 | 0.105 | 0.085 to 0.115 | 105 | 70 to 130 | 0.00 | 20 |
| BA19077 | Barium, Total | mg/L | -0.0000146 | 0.0002 | 0.100 | 11.8 | 11.8 | 0.0965 | 0.085 to 0.115 | 2000 | 70 to 130 | 0.00 | 20 |
| BA19077 | Calcium, Total | mg/L | 0.000658 | 0.1518 | 5.00 | 122 | 123 | 5.10 | 4.25 to 5.75 | 80.0 | 70 to 130 | 0.816 | 20 |
| BA19077 | Sodium, Total | mg/L | 0.00106 | 0.044 | 5.00 | 1440 | 1450 | 4.98 | 4.25 to 5.75 | 0.00 | 70 to 130 | 0.692 | 20 |
| BA19077 | Potassium, Total | mg/L | 0.0167 | 0.3674 | 10.0 | 16.5 | 16.4 | 10.0 | 8.5 to 11.5 | 102 | 70 to 130 | 0.608 | 20 |
| BA19077 | Lithium, Total | mg/L | -0.0000198 | 0.0154 | 0.20 | 1.37 | 1.37 | 0.201 | 0.17 to 0.23 | 100 | 70 to 130 | 0.00 | 20 |
| BA19077 | Selenium, Total | mg/L | 0.0000338 | 0.001 | 0.10 | 0.102 | 0.103 | 0.103 | 0.085 to 0.115 | 102 | 70 to 130 | 0.976 | 20 |
| BA19077 | Beryllium, Total | mg/L | 0.0000250 | 0.00088 | 0.10 | 0.106 | 0.0999 | 0.0970 | 0.085 to 0.115 | 106 | 70 to 130 | 5.93 | 20 |
| BA19077 | Magnesium, Total | mg/L | -0.0000539 | 0.0462 | 5.00 | 46.5 | 46.8 | 5.02 | 4.25 to 5.75 | 100 | 70 to 130 | 0.643 | 20 |
| BA19077 | Cadmium, Total | mg/L | 0.0000000 | 0.0001474 | 0.10 | 0.101 | 0.101 | 0.0996 | 0.085 to 0.115 | 101 | 70 to 130 | 0.00 | 20 |
| BA19077 | Thallium, Total | mg/L | -0.000118 | 0.0001474 | 0.10 | 0.106 | 0.105 | 0.105 | 0.085 to 0.115 | 106 | 70 to 130 | 0.948 | 20 |
| BA19077 | Boron, Total | mg/L | 0.00112 | 0.0650254 | 1.00 | 1.75 | 1.74 | 0.993 | 0.85 to 1.15 | 104 | 70 to 130 | 0.573 | 20 |
| BA19077 | Iron, Total | mg/L | 0.000385 | 0.0176 | 0.2 | 0.948 | 0.942 | 0.198 | 0.17 to 0.23 | 98.0 | 70 to 130 | 0.635 | 20 |
| BA19077 | Lead, Total | mg/L | 0.0000071 | 0.0001474 | 0.10 | 0.112 | 0.109 | 0.108 | 0.085 to 0.115 | 112 | 70 to 130 | 2.71 | 20 |
| BA19333 | Manganese, Dissolved | mg/L | -0.0000134 | 0.0001474 | 0.10 | 0.0948 | 0.0976 | 0.1000 | 0.085 to 0.115 | 94.8 | 70 to 130 | 2.91 | 20 |
| BA19077 | Mercury, Total by CVAA | mg/L | 0.0000183 | 0.0005 | 0.004 | 0.00353 | 0.00347 | 0.00413 | 0.0034 to 0.0046 | 88.2 | 70 to 130 | 1.71 | 20 |
| BA19077 | Molybdenum, Total | mg/L | 0.0000095 | 0.0001474 | 0.10 | 0.107 | 0.108 | 0.100 | 0.085 to 0.115 | 107 | 70 to 130 | 0.930 | 20 |
| BA19079 | Iron, Dissolved | mg/L | 0.000375 | 0.0176 | 0.2 | 3.39 | 3.39 | 0.203 | 0.17 to 0.23 | 120 | 70 to 130 | 0.00 | 20 |
| BA19077 | Arsenic, Total | mg/L | 0.0000156 | 0.0001474 | 0.10 | 0.108 | 0.111 | 0.104 | 0.085 to 0.115 | 107 | 70 to 130 | 2.74 | 20 |
| BA19077 | Chromium, Total | mg/L | -0.0000094 | 0.00044 | 0.10 | 0.108 | 0.108 | 0.105 | 0.085 to 0.115 | 108 | 70 to 130 | 0.00 | 20 |
| BA19077 | Manganese, Total | mg/L | 0.0000202 | 0.0001474 | 0.10 | 0.178 | 0.176 | 0.100 | 0.085 to 0.115 | 102 | 70 to 130 | 1.13 | 20 |
| BA19077 | Antimony, Total | mg/L | 0.000183 | 0.001 | 0.10 | 0.104 | 0.105 | 0.0962 | 0.085 to 0.115 | 104 | 70 to 130 | 0.957 | 20 |

**Comments:** The client submitted filtered samples for dissolved analysis, but no MB or LCS were submitted. Therefore, dissolved data is qualified.
LBM 11/17/20

Reported: 11/20/2020
Version: 3.1
COA_CCR

Alabama Power
General Test Laboratory
744 County Road 87, GSC #8
Calera, AL 35040

Alabama Power

# Batch QC Summary

**Customer Account:** WMWMILAP
**Sample Date:** 10/13/20 08:50
**Customer ID:**
**Delivery Date:** 10/15/20 16:43

**Description:** Miller Ash Pond - MW-35H DUP

**Laboratory ID Number:** BA19071

| Sample | Analysis | Units | MB | MB Limit | Spike | MS | Sample Duplicate | Standard | Standard Limit | Rec | Rec Limit | Prec | Prec Limit |
|---|---|---|---|---|---|---|---|---|---|---|---|---|---|
| BA19077 | Fluoride | mg/L | 0.0244 | 0.05 | 2.50 | 3.01 | 0.448 | 2.60 | 2.25 to 2.75 | 103 | 80 to 120 | 4.33 | 20 |
| BA19077 | Sulfate | mg/L | -0.416 | 0.50 | 20.0 | 24.1 | 5.48 | 19.0 | 18 to 22 | 93.0 | 80 to 120 | 0.546 | 20 |
| BA19077 | Solids, Dissolved | mg/L | 0.0000 | 25 | | | 4580 | 49.0 | 40 to 60 | | | 0.435 | 5 |
| BA19089 | Alkalinity, Total as CaCO3 | mg/L | | | | | 88.7 | 52.6 | 45.0 to 55.0 | | | 3.79 | 10 |
| BA19077 | Chloride | mg/L | 0.0322 | 0.50 | 1600 | 4030 | 2510 | 9.81 | 9 to 11 | 95.0 | 80 to 120 | 0.00 | 20 |

**Comments:** The client submitted filtered samples for dissolved analysis, but no MB or LCS were submitted. Therefore, dissolved data is qualified.
LBM 11/17/20

Reported: 11/20/2020
Version: 3.1
COA_CCR

Alabama Power
General Test Laboratory
744 County Road 87, GSC #8
Calera, AL 35040

# Certificate Of Analysis

Alabama Power

**Description:** Miller Ash Pond - MW-17H

**Location Code:** WMWMILAP
**Collected:** 10/13/20 10:01
**Customer ID:**
**Submittal Date:** 10/15/20 16:43

**Laboratory ID Number:** BA19072

| Name | Prepared | Analyzed | Vio Spec | DF | Results | Units | MDL | RL | Q |
|---|---|---|---|---|---|---|---|---|---|
| ***Analytical Method: EPA 200.7*** | ***Analyst: RDA*** | | | | ***Preparation Method: EPA 1638*** | | | | |
| * Boron, Total | 11/3/20 09:00 | 11/4/20 09:26 | | 1.015 | 0.0857 | mg/L | 0.03 | 0.1 | J |
| * Calcium, Total | 11/3/20 09:00 | 11/4/20 11:03 | | 50.75 | 44.6 | mg/L | 5.075 | 25.375 | |
| * Iron, Total | 11/3/20 09:00 | 11/4/20 09:26 | | 1.015 | 1.29 | mg/L | 0.02 | 0.05 | |
| * Lithium, Total | 11/3/20 09:00 | 11/4/20 09:26 | | 1.015 | 0.0845 | mg/L | 0.01 | 0.02 | |
| * Magnesium, Total | 11/3/20 09:00 | 11/4/20 09:26 | | 1.015 | 16.7 | mg/L | 0.1 | 0.5 | |
| * Sodium, Total | 11/3/20 09:00 | 11/4/20 11:03 | | 50.75 | 95.5 | mg/L | 5.075 | 25.375 | |
| ***Analytical Method: EPA 200.7*** | ***Analyst: RDA*** | | | | | | | | |
| * Iron, Dissolved | 10/27/20 15:00 | 11/2/20 10:33 | | 1.015 | 1.03 | mg/L | 0.02 | 0.05 | |
| ***Analytical Method: EPA 200.8*** | ***Analyst: DLJ*** | | | | ***Preparation Method: EPA 1638*** | | | | |
| * Antimony, Total | 10/30/20 11:47 | 11/2/20 11:10 | | 1.015 | Not Detected | mg/L | 0.0008 | 0.003 | U |
| * Arsenic, Total | 10/30/20 11:47 | 11/2/20 11:10 | | 1.015 | Not Detected | mg/L | 0.001 | 0.005 | U |
| * Barium, Total | 10/30/20 11:47 | 11/2/20 11:10 | | 1.015 | 0.444 | mg/L | 0.002 | 0.01 | |
| * Beryllium, Total | 10/30/20 11:47 | 11/2/20 11:10 | | 1.015 | Not Detected | mg/L | 0.0006 | 0.003 | U |
| * Cadmium, Total | 10/30/20 11:47 | 11/2/20 11:10 | | 1.015 | Not Detected | mg/L | 0.0003 | 0.001 | U |
| * Chromium, Total | 10/30/20 11:47 | 11/2/20 11:10 | | 1.015 | Not Detected | mg/L | 0.002 | 0.01 | U |
| * Cobalt, Total | 10/30/20 11:47 | 11/2/20 11:10 | | 1.015 | Not Detected | mg/L | 0.002 | 0.005 | U |
| * Lead, Total | 10/30/20 11:47 | 11/2/20 11:10 | | 1.015 | Not Detected | mg/L | 0.001 | 0.005 | U |
| * Molybdenum, Total | 10/30/20 11:47 | 11/2/20 11:10 | | 1.015 | Not Detected | mg/L | 0.002 | 0.01 | U |
| * Potassium, Total | 10/30/20 11:47 | 11/2/20 11:10 | | 1.015 | 1.21 | mg/L | 0.3 | 2.5 | J |
| * Manganese, Total | 10/30/20 11:47 | 11/2/20 11:10 | | 1.015 | 0.0637 | mg/L | 0.001 | 0.005 | |
| * Selenium, Total | 10/30/20 11:47 | 11/2/20 11:10 | | 1.015 | Not Detected | mg/L | 0.002 | 0.01 | U |
| * Thallium, Total | 10/30/20 11:47 | 11/2/20 11:10 | | 1.015 | Not Detected | mg/L | 0.0002 | 0.001 | U |
| ***Analytical Method: EPA 200.8*** | ***Analyst: DLJ*** | | | | | | | | |
| * Manganese, Dissolved | 11/2/20 13:48 | 11/4/20 12:53 | | 1.015 | 0.0600 | mg/L | 0.001 | 0.005 | |
| ***Analytical Method: EPA 245.1*** | ***Analyst: GAS*** | | | | | | | | |
| * Mercury, Total by CVAA | 10/20/20 09:14 | 10/21/20 12:07 | | 1 | Not Detected | mg/L | 0.0003 | 0.0005 | U |
| ***Analytical Method: SM 2320 B*** | ***Analyst: JAG*** | | | | | | | | |
| Alkalinity, Total as CaCO3 | 10/22/20 09:12 | 10/22/20 11:02 | | 1 | 315 | mg/L | | 0.1 | |
| ***Analytical Method: SM 2540C*** | ***Analyst: TJW*** | | | | | | | | |
| * Solids, Dissolved | 10/16/20 12:00 | 10/20/20 08:15 | | 1 | 433 | mg/L | | 25 | |

MDL's and RL's are adjusted for sample dilution, as applicable

**Comments:** The client submitted filtered samples for dissolved analysis, but no MB or LCS were submitted. Therefore, dissolved data is qualified.
LBM 11/17/20

Reported: 11/20/2020
Version: 3.1
COA_CCR

Alabama Power
General Test Laboratory
744 County Road 87, GSC #8
Calera, AL 35040

# *Certificate Of Analysis*

Alabama Power

**Description:** Miller Ash Pond - MW-17H

**Location Code:** WMWMILAP
**Collected:** 10/13/20 10:01
**Customer ID:**
**Submittal Date:** 10/15/20 16:43

**Laboratory ID Number:** BA19072

| Name | Prepared | Analyzed | Vio Spec | DF | Results | Units | MDL | RL | Q |
|---|---|---|---|---|---|---|---|---|---|
| ***Analytical Method: SM 4500CO2 D*** | ***Analyst: JAG*** | | | | | | | | |
| Bicarbonate Alkalinity, (calc.) | 10/22/20 09:12 | 10/22/20 11:02 | | 1 | 315 | mg/L | | | |
| Carbonate Alkalinity, (calc.) | 10/22/20 09:12 | 10/22/20 11:02 | | 1 | 0.40 | mg/L | | | |
| ***Analytical Method: SM4500Cl E*** | ***Analyst: JCC*** | | | | | | | | |
| * Chloride | 10/28/20 10:18 | 10/28/20 10:18 | | 1 | 6.09 | mg/L | 0.50 | 1 | |
| ***Analytical Method: SM4500F G 2017*** | ***Analyst: JCC*** | | | | | | | | |
| * Fluoride | 10/30/20 11:48 | 10/30/20 11:48 | | 1 | 0.171 | mg/L | 0.06 | 0.1 | |
| ***Analytical Method: SM4500SO4 E 2011*** | ***Analyst: JCC*** | | | | | | | | |
| * Sulfate | 10/19/20 10:17 | 10/19/20 10:17 | | 4 | 81.6 | mg/L | 2.00 | 4 | |
| ***Analytical Method: Field Measurements*** | ***Analyst: DKG*** | | | | | | | | |
| Conductivity | 10/13/20 09:59 | 10/13/20 09:59 | | | 599.38 | uS/cm | | | FA |
| pH | 10/13/20 09:59 | 10/13/20 09:59 | | | 7.00 | SU | | | FA |
| Temperature | 10/13/20 09:59 | 10/13/20 09:59 | | | 17.12 | C | | | FA |
| Turbidity | 10/13/20 09:59 | 10/13/20 09:59 | | | 7.02 | NTU | | | FA |

MDL's and RL's are adjusted for sample dilution, as applicable

**Comments:** The client submitted filtered samples for dissolved analysis, but no MB or LCS were submitted. Therefore, dissolved data is qualified.
LBM 11/17/20

Alabama Power
General Test Laboratory
744 County Road 87, GSC #8
Calera, AL 35040

# Batch QC Summary

Alabama Power

**Customer Account:** WMWMILAP
**Sample Date:** 10/13/20 10:01
**Customer ID:**
**Delivery Date:** 10/15/20 16:43

**Description:** Miller Ash Pond - MW-17H

**Laboratory ID Number:** BA19072

| Sample | Analysis | Units | MB | MB Limit | Spike | MS | MSD | Standard | Standard Limit | Rec | Rec Limit | Prec | Prec Limit |
|---|---|---|---|---|---|---|---|---|---|---|---|---|---|
| BA19077 | Cobalt, Total | mg/L | -0.000120 | 0.0001474 | 0.10 | 0.105 | 0.105 | 0.105 | 0.085 to 0.115 | 105 | 70 to 130 | 0.00 | 20 |
| BA19077 | Barium, Total | mg/L | -0.0000146 | 0.0002 | 0.100 | 11.8 | 11.8 | 0.0965 | 0.085 to 0.115 | 2000 | 70 to 130 | 0.00 | 20 |
| BA19077 | Calcium, Total | mg/L | 0.000658 | 0.1518 | 5.00 | 122 | 123 | 5.10 | 4.25 to 5.75 | 80.0 | 70 to 130 | 0.816 | 20 |
| BA19077 | Sodium, Total | mg/L | 0.00106 | 0.044 | 5.00 | 1440 | 1450 | 4.98 | 4.25 to 5.75 | 0.00 | 70 to 130 | 0.692 | 20 |
| BA19077 | Potassium, Total | mg/L | 0.0167 | 0.3674 | 10.0 | 16.5 | 16.4 | 10.0 | 8.5 to 11.5 | 102 | 70 to 130 | 0.608 | 20 |
| BA19077 | Lithium, Total | mg/L | -0.0000198 | 0.0154 | 0.20 | 1.37 | 1.37 | 0.201 | 0.17 to 0.23 | 100 | 70 to 130 | 0.00 | 20 |
| BA19077 | Selenium, Total | mg/L | 0.0000338 | 0.001 | 0.10 | 0.102 | 0.103 | 0.103 | 0.085 to 0.115 | 102 | 70 to 130 | 0.976 | 20 |
| BA19077 | Arsenic, Total | mg/L | 0.0000156 | 0.0001474 | 0.10 | 0.108 | 0.111 | 0.104 | 0.085 to 0.115 | 107 | 70 to 130 | 2.74 | 20 |
| BA19077 | Chromium, Total | mg/L | -0.0000094 | 0.00044 | 0.10 | 0.108 | 0.108 | 0.105 | 0.085 to 0.115 | 108 | 70 to 130 | 0.00 | 20 |
| BA19077 | Manganese, Total | mg/L | 0.0000202 | 0.0001474 | 0.10 | 0.178 | 0.176 | 0.100 | 0.085 to 0.115 | 102 | 70 to 130 | 1.13 | 20 |
| BA19077 | Antimony, Total | mg/L | 0.000183 | 0.001 | 0.10 | 0.104 | 0.105 | 0.0962 | 0.085 to 0.115 | 104 | 70 to 130 | 0.957 | 20 |
| BA19077 | Mercury, Total by CVAA | mg/L | 0.0000183 | 0.0005 | 0.004 | 0.00353 | 0.00347 | 0.00413 | 0.0034 to 0.0046 | 88.2 | 70 to 130 | 1.71 | 20 |
| BA19077 | Molybdenum, Total | mg/L | 0.0000095 | 0.0001474 | 0.10 | 0.107 | 0.108 | 0.100 | 0.085 to 0.115 | 107 | 70 to 130 | 0.930 | 20 |
| BA19079 | Iron, Dissolved | mg/L | 0.000375 | 0.0176 | 0.2 | 3.39 | 3.39 | 0.203 | 0.17 to 0.23 | 120 | 70 to 130 | 0.00 | 20 |
| BA19077 | Boron, Total | mg/L | 0.00112 | 0.0650254 | 1.00 | 1.75 | 1.74 | 0.993 | 0.85 to 1.15 | 104 | 70 to 130 | 0.573 | 20 |
| BA19077 | Iron, Total | mg/L | 0.000385 | 0.0176 | 0.2 | 0.948 | 0.942 | 0.198 | 0.17 to 0.23 | 98.0 | 70 to 130 | 0.635 | 20 |
| BA19077 | Lead, Total | mg/L | 0.0000071 | 0.0001474 | 0.10 | 0.112 | 0.109 | 0.108 | 0.085 to 0.115 | 112 | 70 to 130 | 2.71 | 20 |
| BA19333 | Manganese, Dissolved | mg/L | -0.0000134 | 0.0001474 | 0.10 | 0.0948 | 0.0976 | 0.1000 | 0.085 to 0.115 | 94.8 | 70 to 130 | 2.91 | 20 |
| BA19077 | Beryllium, Total | mg/L | 0.0000250 | 0.00088 | 0.10 | 0.106 | 0.0999 | 0.0970 | 0.085 to 0.115 | 106 | 70 to 130 | 5.93 | 20 |
| BA19077 | Magnesium, Total | mg/L | -0.0000539 | 0.0462 | 5.00 | 46.5 | 46.8 | 5.02 | 4.25 to 5.75 | 100 | 70 to 130 | 0.643 | 20 |
| BA19077 | Cadmium, Total | mg/L | 0.0000000 | 0.0001474 | 0.10 | 0.101 | 0.101 | 0.0996 | 0.085 to 0.115 | 101 | 70 to 130 | 0.00 | 20 |
| BA19077 | Thallium, Total | mg/L | -0.000118 | 0.0001474 | 0.10 | 0.106 | 0.105 | 0.105 | 0.085 to 0.115 | 106 | 70 to 130 | 0.948 | 20 |

**Comments:** The client submitted filtered samples for dissolved analysis, but no MB or LCS were submitted. Therefore, dissolved data is qualified.
LBM 11/17/20

Reported: 11/20/2020
Version: 3.1
COA_CCR

Alabama Power
General Test Laboratory
744 County Road 87, GSC #8
Calera, AL 35040

Alabama Power

# Batch QC Summary

**Customer Account:** WMWMILAP
**Sample Date:** 10/13/20 10:01
**Customer ID:**
**Delivery Date:** 10/15/20 16:43

**Description:** Miller Ash Pond - MW-17H

**Laboratory ID Number:** BA19072

| Sample | Analysis | Units | MB | MB Limit | Spike | MS | Sample Duplicate | Standard | Standard Limit | Rec | Rec Limit | Prec | Prec Limit |
|---|---|---|---|---|---|---|---|---|---|---|---|---|---|
| BA19077 | Fluoride | mg/L | 0.0244 | 0.05 | 2.50 | 3.01 | 0.448 | 2.60 | 2.25 to 2.75 | 103 | 80 to 120 | 4.33 | 20 |
| BA19077 | Chloride | mg/L | 0.0322 | 0.50 | 1600 | 4030 | 2510 | 9.81 | 9 to 11 | 95.0 | 80 to 120 | 0.00 | 20 |
| BA19077 | Solids, Dissolved | mg/L | 0.0000 | 25 | | | 4580 | 49.0 | 40 to 60 | | | 0.435 | 5 |
| BA19089 | Alkalinity, Total as CaCO3 | mg/L | | | | | 88.7 | 52.6 | 45.0 to 55.0 | | | 3.79 | 10 |
| BA19077 | Sulfate | mg/L | -0.416 | 0.50 | 20.0 | 24.1 | 5.48 | 19.0 | 18 to 22 | 93.0 | 80 to 120 | 0.546 | 20 |

**Comments:** The client submitted filtered samples for dissolved analysis, but no MB or LCS were submitted. Therefore, dissolved data is qualified.
LBM 11/17/20

Reported: 11/20/2020
Version: 3.1
COA_CCR

Alabama Power
General Test Laboratory
744 County Road 87, GSC #8
Calera, AL 35040

# Certificate Of Analysis

Alabama Power

**Description:** Miller Ash Pond - MW-18H

**Location Code:** WMWMILAP
**Collected:** 10/13/20 11:30
**Customer ID:**
**Submittal Date:** 10/15/20 16:43

**Laboratory ID Number:** BA19073

| Name | Prepared | Analyzed | Vio Spec | DF | Results | Units | MDL | RL | Q |
|---|---|---|---|---|---|---|---|---|---|
| ***Analytical Method: EPA 200.7*** | ***Analyst: RDA*** | | | | ***Preparation Method: EPA 1638*** | | | | |
| * Boron, Total | 11/3/20 09:00 | 11/4/20 09:29 | | 1.015 | 0.302 | mg/L | 0.03 | 0.1 | |
| * Calcium, Total | 11/3/20 09:00 | 11/4/20 09:29 | | 1.015 | 17.7 | mg/L | 0.1 | 0.5 | |
| * Iron, Total | 11/3/20 09:00 | 11/4/20 09:29 | | 1.015 | 0.702 | mg/L | 0.02 | 0.05 | |
| * Lithium, Total | 11/3/20 09:00 | 11/4/20 09:29 | | 1.015 | 0.215 | mg/L | 0.01 | 0.02 | |
| * Magnesium, Total | 11/3/20 09:00 | 11/4/20 09:29 | | 1.015 | 7.56 | mg/L | 0.1 | 0.5 | |
| * Sodium, Total | 11/3/20 09:00 | 11/4/20 11:07 | | 50.75 | 257 | mg/L | 5.075 | 25.375 | |
| ***Analytical Method: EPA 200.7*** | ***Analyst: RDA*** | | | | | | | | |
| * Iron, Dissolved | 10/27/20 15:00 | 11/2/20 10:36 | | 1.015 | 0.636 | mg/L | 0.02 | 0.05 | |
| ***Analytical Method: EPA 200.8*** | ***Analyst: DLJ*** | | | | ***Preparation Method: EPA 1638*** | | | | |
| * Antimony, Total | 10/30/20 11:47 | 11/2/20 11:13 | | 1.015 | Not Detected | mg/L | 0.0008 | 0.003 | U |
| * Arsenic, Total | 10/30/20 11:47 | 11/2/20 11:13 | | 1.015 | Not Detected | mg/L | 0.001 | 0.005 | U |
| * Barium, Total | 10/30/20 11:47 | 11/2/20 11:13 | | 1.015 | 0.0379 | mg/L | 0.002 | 0.01 | |
| * Beryllium, Total | 10/30/20 11:47 | 11/2/20 11:13 | | 1.015 | Not Detected | mg/L | 0.0006 | 0.003 | U |
| * Cadmium, Total | 10/30/20 11:47 | 11/2/20 11:13 | | 1.015 | Not Detected | mg/L | 0.0003 | 0.001 | U |
| * Chromium, Total | 10/30/20 11:47 | 11/2/20 11:13 | | 1.015 | Not Detected | mg/L | 0.002 | 0.01 | U |
| * Cobalt, Total | 10/30/20 11:47 | 11/2/20 11:13 | | 1.015 | Not Detected | mg/L | 0.002 | 0.005 | U |
| * Lead, Total | 10/30/20 11:47 | 11/2/20 11:13 | | 1.015 | Not Detected | mg/L | 0.001 | 0.005 | U |
| * Molybdenum, Total | 10/30/20 11:47 | 11/2/20 11:13 | | 1.015 | 0.00832 | mg/L | 0.002 | 0.01 | J |
| * Potassium, Total | 10/30/20 11:47 | 11/2/20 11:13 | | 1.015 | 2.23 | mg/L | 0.3 | 2.5 | J |
| * Manganese, Total | 10/30/20 11:47 | 11/2/20 11:13 | | 1.015 | 0.0806 | mg/L | 0.001 | 0.005 | |
| * Selenium, Total | 10/30/20 11:47 | 11/2/20 11:13 | | 1.015 | Not Detected | mg/L | 0.002 | 0.01 | U |
| * Thallium, Total | 10/30/20 11:47 | 11/2/20 11:13 | | 1.015 | Not Detected | mg/L | 0.0002 | 0.001 | U |
| ***Analytical Method: EPA 200.8*** | ***Analyst: DLJ*** | | | | | | | | |
| * Manganese, Dissolved | 11/2/20 13:48 | 11/4/20 12:55 | | 1.015 | 0.0739 | mg/L | 0.001 | 0.005 | |
| ***Analytical Method: EPA 245.1*** | ***Analyst: GAS*** | | | | | | | | |
| * Mercury, Total by CVAA | 10/20/20 09:14 | 10/21/20 12:09 | | 1 | Not Detected | mg/L | 0.0003 | 0.0005 | U |
| ***Analytical Method: SM 2320 B*** | ***Analyst: JAG*** | | | | | | | | |
| Alkalinity, Total as CaCO3 | 10/22/20 09:12 | 10/22/20 11:02 | | 1 | 248 | mg/L | | 0.1 | |
| ***Analytical Method: SM 2540C*** | ***Analyst: TJW*** | | | | | | | | |
| * Solids, Dissolved | 10/16/20 12:00 | 10/20/20 08:15 | | 1 | 823 | mg/L | | 83.3 | |

MDL's and RL's are adjusted for sample dilution, as applicable

**Comments:** The client submitted filtered samples for dissolved analysis, but no MB or LCS were submitted. Therefore, dissolved data is qualified.
LBM 11/17/20

Alabama Power
General Test Laboratory
744 County Road 87, GSC #8
Calera, AL 35040

# Certificate Of Analysis

Alabama Power

**Description:** Miller Ash Pond - MW-18H

**Location Code:** WMWMILAP
**Collected:** 10/13/20 11:30
**Customer ID:**
**Submittal Date:** 10/15/20 16:43

**Laboratory ID Number:** BA19073

| Name | Prepared | Analyzed | Vio Spec | DF | Results | Units | MDL | RL | Q |
|---|---|---|---|---|---|---|---|---|---|
| ***Analytical Method: SM 4500CO2 D*** | ***Analyst: JAG*** | | | | | | | | |
| Bicarbonate Alkalinity, (calc.) | 10/22/20 09:12 | 10/22/20 11:02 | | 1 | 247 | mg/L | | | |
| Carbonate Alkalinity, (calc.) | 10/22/20 09:12 | 10/22/20 11:02 | | 1 | 0.53 | mg/L | | | |
| ***Analytical Method: SM4500Cl E*** | ***Analyst: JCC*** | | | | | | | | |
| * Chloride | 10/28/20 10:19 | 10/28/20 10:19 | | 2 | 22.7 | mg/L | 1.00 | 2 | |
| ***Analytical Method: SM4500F G 2017*** | ***Analyst: JCC*** | | | | | | | | |
| * Fluoride | 10/30/20 11:49 | 10/30/20 11:49 | | 1 | 0.272 | mg/L | 0.06 | 0.1 | |
| ***Analytical Method: SM4500SO4 E 2011*** | ***Analyst: JCC*** | | | | | | | | |
| * Sulfate | 10/19/20 10:18 | 10/19/20 10:18 | | 20 | 362 | mg/L | 10.00 | 20 | |
| ***Analytical Method: Field Measurements*** | ***Analyst: DKG*** | | | | | | | | |
| Conductivity | 10/13/20 11:27 | 10/13/20 11:27 | | | 1090.86 | uS/cm | | | FA |
| pH | 10/13/20 11:27 | 10/13/20 11:27 | | | 7.23 | SU | | | FA |
| Temperature | 10/13/20 11:27 | 10/13/20 11:27 | | | 19.81 | C | | | FA |
| Turbidity | 10/13/20 11:27 | 10/13/20 11:27 | | | 1.21 | NTU | | | FA |

MDL's and RL's are adjusted for sample dilution, as applicable

**Comments:** The client submitted filtered samples for dissolved analysis, but no MB or LCS were submitted. Therefore, dissolved data is qualified.
LBM 11/17/20

Reported: 11/20/2020
Version: 3.1
COA_CCR

Alabama Power
General Test Laboratory
744 County Road 87, GSC #8
Calera, AL 35040

# Batch QC Summary

Alabama Power

**Customer Account:** WMWMILAP
**Sample Date:** 10/13/20 11:30
**Customer ID:**
**Delivery Date:** 10/15/20 16:43

**Description:** Miller Ash Pond - MW-18H

**Laboratory ID Number:** BA19073

| Sample | Analysis | Units | MB | MB Limit | Spike | MS | MSD | Standard | Standard Limit | Rec | Rec Limit | Prec | Prec Limit |
|---|---|---|---|---|---|---|---|---|---|---|---|---|---|
| BA19077 | Cobalt, Total | mg/L | -0.000120 | 0.0001474 | 0.10 | 0.105 | 0.105 | 0.105 | 0.085 to 0.115 | 105 | 70 to 130 | 0.00 | 20 |
| BA19077 | Barium, Total | mg/L | -0.0000146 | 0.0002 | 0.100 | 11.8 | 11.8 | 0.0965 | 0.085 to 0.115 | 2000 | 70 to 130 | 0.00 | 20 |
| BA19077 | Calcium, Total | mg/L | 0.000658 | 0.1518 | 5.00 | 122 | 123 | 5.10 | 4.25 to 5.75 | 80.0 | 70 to 130 | 0.816 | 20 |
| BA19077 | Sodium, Total | mg/L | 0.00106 | 0.044 | 5.00 | 1440 | 1450 | 4.98 | 4.25 to 5.75 | 0.00 | 70 to 130 | 0.692 | 20 |
| BA19077 | Beryllium, Total | mg/L | 0.0000250 | 0.00088 | 0.10 | 0.106 | 0.0999 | 0.0970 | 0.085 to 0.115 | 106 | 70 to 130 | 5.93 | 20 |
| BA19077 | Magnesium, Total | mg/L | -0.0000539 | 0.0462 | 5.00 | 46.5 | 46.8 | 5.02 | 4.25 to 5.75 | 100 | 70 to 130 | 0.643 | 20 |
| BA19077 | Potassium, Total | mg/L | 0.0167 | 0.3674 | 10.0 | 16.5 | 16.4 | 10.0 | 8.5 to 11.5 | 102 | 70 to 130 | 0.608 | 20 |
| BA19077 | Lithium, Total | mg/L | -0.0000198 | 0.0154 | 0.20 | 1.37 | 1.37 | 0.201 | 0.17 to 0.23 | 100 | 70 to 130 | 0.00 | 20 |
| BA19077 | Selenium, Total | mg/L | 0.0000338 | 0.001 | 0.10 | 0.102 | 0.103 | 0.103 | 0.085 to 0.115 | 102 | 70 to 130 | 0.976 | 20 |
| BA19077 | Mercury, Total by CVAA | mg/L | 0.0000183 | 0.0005 | 0.004 | 0.00353 | 0.00347 | 0.00413 | 0.0034 to 0.0046 | 88.2 | 70 to 130 | 1.71 | 20 |
| BA19077 | Molybdenum, Total | mg/L | 0.0000095 | 0.0001474 | 0.10 | 0.107 | 0.108 | 0.100 | 0.085 to 0.115 | 107 | 70 to 130 | 0.930 | 20 |
| BA19079 | Iron, Dissolved | mg/L | 0.000375 | 0.0176 | 0.2 | 3.39 | 3.39 | 0.203 | 0.17 to 0.23 | 120 | 70 to 130 | 0.00 | 20 |
| BA19077 | Boron, Total | mg/L | 0.00112 | 0.0650254 | 1.00 | 1.75 | 1.74 | 0.993 | 0.85 to 1.15 | 104 | 70 to 130 | 0.573 | 20 |
| BA19077 | Iron, Total | mg/L | 0.000385 | 0.0176 | 0.2 | 0.948 | 0.942 | 0.198 | 0.17 to 0.23 | 98.0 | 70 to 130 | 0.635 | 20 |
| BA19077 | Lead, Total | mg/L | 0.0000071 | 0.0001474 | 0.10 | 0.112 | 0.109 | 0.108 | 0.085 to 0.115 | 112 | 70 to 130 | 2.71 | 20 |
| BA19333 | Manganese, Dissolved | mg/L | -0.0000134 | 0.0001474 | 0.10 | 0.0948 | 0.0976 | 0.1000 | 0.085 to 0.115 | 94.8 | 70 to 130 | 2.91 | 20 |
| BA19077 | Cadmium, Total | mg/L | 0.0000000 | 0.0001474 | 0.10 | 0.101 | 0.101 | 0.0996 | 0.085 to 0.115 | 101 | 70 to 130 | 0.00 | 20 |
| BA19077 | Thallium, Total | mg/L | -0.000118 | 0.0001474 | 0.10 | 0.106 | 0.105 | 0.105 | 0.085 to 0.115 | 106 | 70 to 130 | 0.948 | 20 |
| BA19077 | Arsenic, Total | mg/L | 0.0000156 | 0.0001474 | 0.10 | 0.108 | 0.111 | 0.104 | 0.085 to 0.115 | 107 | 70 to 130 | 2.74 | 20 |
| BA19077 | Chromium, Total | mg/L | -0.0000094 | 0.00044 | 0.10 | 0.108 | 0.108 | 0.105 | 0.085 to 0.115 | 108 | 70 to 130 | 0.00 | 20 |
| BA19077 | Manganese, Total | mg/L | 0.0000202 | 0.0001474 | 0.10 | 0.178 | 0.176 | 0.100 | 0.085 to 0.115 | 102 | 70 to 130 | 1.13 | 20 |
| BA19077 | Antimony, Total | mg/L | 0.000183 | 0.001 | 0.10 | 0.104 | 0.105 | 0.0962 | 0.085 to 0.115 | 104 | 70 to 130 | 0.957 | 20 |

**Comments:** The client submitted filtered samples for dissolved analysis, but no MB or LCS were submitted. Therefore, dissolved data is qualified.
LBM 11/17/20

Reported: 11/20/2020
Version: 3.1
COA_CCR

Alabama Power
General Test Laboratory
744 County Road 87, GSC #8
Calera, AL 35040

Alabama Power

# Batch QC Summary

**Customer Account:** WMWMILAP
**Sample Date:** 10/13/20 11:30
**Customer ID:**
**Delivery Date:** 10/15/20 16:43

**Description:** Miller Ash Pond - MW-18H

**Laboratory ID Number:** BA19073

| Sample | Analysis | Units | MB | MB Limit | Spike | MS | Sample Duplicate | Standard | Standard Limit | Rec | Rec Limit | Prec | Prec Limit |
|---|---|---|---|---|---|---|---|---|---|---|---|---|---|
| BA19077 | Fluoride | mg/L | 0.0244 | 0.05 | 2.50 | 3.01 | 0.448 | 2.60 | 2.25 to 2.75 | 103 | 80 to 120 | 4.33 | 20 |
| BA19077 | Chloride | mg/L | 0.0322 | 0.50 | 1600 | 4030 | 2510 | 9.81 | 9 to 11 | 95.0 | 80 to 120 | 0.00 | 20 |
| BA19077 | Sulfate | mg/L | -0.416 | 0.50 | 20.0 | 24.1 | 5.48 | 19.0 | 18 to 22 | 93.0 | 80 to 120 | 0.546 | 20 |
| BA19077 | Solids, Dissolved | mg/L | 0.0000 | 25 | | | 4580 | 49.0 | 40 to 60 | | | 0.435 | 5 |
| BA19089 | Alkalinity, Total as CaCO3 | mg/L | | | | | 88.7 | 52.6 | 45.0 to 55.0 | | | 3.79 | 10 |

**Comments:** The client submitted filtered samples for dissolved analysis, but no MB or LCS were submitted. Therefore, dissolved data is qualified.
LBM 11/17/20

Reported: 11/20/2020
Version: 3.1
COA_CCR

Alabama Power
General Test Laboratory
744 County Road 87, GSC #8
Calera, AL 35040

# Certificate Of Analysis

Alabama Power

**Description:** Miller Ash Pond Field Blank-1

**Location Code:** WMWMILAPFB
**Collected:** 10/13/20 13:55
**Customer ID:**
**Submittal Date:** 10/15/20 16:43

**Laboratory ID Number:** BA19074

| Name | Prepared | Analyzed | Vio Spec | DF | Results | Units | MDL | RL | Q |
|---|---|---|---|---|---|---|---|---|---|
| ***Analytical Method: EPA 200.7*** | ***Analyst: RDA*** | | | | ***Preparation Method: EPA 1638*** | | | | |
| * Boron, Total | 11/3/20 09:00 | 11/4/20 09:33 | | 1.015 | Not Detected | mg/L | 0.03 | 0.1 | U |
| * Calcium, Total | 11/3/20 09:00 | 11/4/20 09:33 | | 1.015 | Not Detected | mg/L | 0.1 | 0.5 | U |
| * Iron, Total | 11/3/20 09:00 | 11/4/20 09:33 | | 1.015 | Not Detected | mg/L | 0.02 | 0.05 | U |
| * Lithium, Total | 11/3/20 09:00 | 11/4/20 09:33 | | 1.015 | Not Detected | mg/L | 0.01 | 0.02 | U |
| * Magnesium, Total | 11/3/20 09:00 | 11/4/20 09:33 | | 1.015 | Not Detected | mg/L | 0.1 | 0.5 | U |
| * Sodium, Total | 11/3/20 09:00 | 11/4/20 09:33 | | 1.015 | Not Detected | mg/L | 0.1 | 0.5 | U |
| ***Analytical Method: EPA 200.8*** | ***Analyst: DLJ*** | | | | ***Preparation Method: EPA 1638*** | | | | |
| * Antimony, Total | 10/30/20 11:47 | 11/2/20 11:16 | | 1.015 | Not Detected | mg/L | 0.0008 | 0.003 | U |
| * Arsenic, Total | 10/30/20 11:47 | 11/2/20 11:16 | | 1.015 | Not Detected | mg/L | 0.001 | 0.005 | U |
| * Barium, Total | 10/30/20 11:47 | 11/2/20 11:16 | | 1.015 | Not Detected | mg/L | 0.002 | 0.01 | U |
| * Beryllium, Total | 10/30/20 11:47 | 11/2/20 11:16 | | 1.015 | Not Detected | mg/L | 0.0006 | 0.003 | U |
| * Cadmium, Total | 10/30/20 11:47 | 11/2/20 11:16 | | 1.015 | Not Detected | mg/L | 0.0003 | 0.001 | U |
| * Chromium, Total | 10/30/20 11:47 | 11/2/20 11:16 | | 1.015 | Not Detected | mg/L | 0.002 | 0.01 | U |
| * Cobalt, Total | 10/30/20 11:47 | 11/2/20 11:16 | | 1.015 | Not Detected | mg/L | 0.002 | 0.005 | U |
| * Lead, Total | 10/30/20 11:47 | 11/2/20 11:16 | | 1.015 | Not Detected | mg/L | 0.001 | 0.005 | U |
| * Molybdenum, Total | 10/30/20 11:47 | 11/2/20 11:16 | | 1.015 | Not Detected | mg/L | 0.002 | 0.01 | U |
| * Manganese, Total | 10/30/20 11:47 | 11/2/20 11:16 | | 1.015 | Not Detected | mg/L | 0.001 | 0.005 | U |
| * Potassium, Total | 10/30/20 11:47 | 11/2/20 11:16 | | 1.015 | Not Detected | mg/L | 0.3 | 2.5 | U |
| * Selenium, Total | 10/30/20 11:47 | 11/2/20 11:16 | | 1.015 | Not Detected | mg/L | 0.002 | 0.01 | U |
| * Thallium, Total | 10/30/20 11:47 | 11/2/20 11:16 | | 1.015 | Not Detected | mg/L | 0.0002 | 0.001 | U |
| ***Analytical Method: EPA 245.1*** | ***Analyst: GAS*** | | | | | | | | |
| * Mercury, Total by CVAA | 10/20/20 09:14 | 10/21/20 12:11 | | 1 | Not Detected | mg/L | 0.0003 | 0.0005 | U |
| ***Analytical Method: SM 2540C*** | ***Analyst: TJW*** | | | | | | | | |
| * Solids, Dissolved | 10/16/20 12:00 | 10/20/20 08:15 | | 1 | Not Detected | mg/L | | 25 | U |
| ***Analytical Method: SM4500Cl E*** | ***Analyst: JCC*** | | | | | | | | |
| * Chloride | 10/28/20 10:20 | 10/28/20 10:20 | | 1 | Not Detected | mg/L | 0.50 | 1 | U |
| ***Analytical Method: SM4500F G 2017*** | ***Analyst: JCC*** | | | | | | | | |
| * Fluoride | 10/30/20 11:50 | 10/30/20 11:50 | | 1 | Not Detected | mg/L | 0.06 | 0.1 | U |
| ***Analytical Method: SM4500SO4 E 2011*** | ***Analyst: JCC*** | | | | | | | | |
| * Sulfate | 10/19/20 10:19 | 10/19/20 10:19 | | 1 | Not Detected | mg/L | 0.50 | 1 | U |

MDL's and RL's are adjusted for sample dilution, as applicable

**Comments:**

Reported: 11/20/2020
Version: 3.1
COA_CCR

Alabama Power
General Test Laboratory
744 County Road 87, GSC #8
Calera, AL 35040

# Batch QC Summary

Alabama Power

**Customer Account:** WMWMILAPFB
**Sample Date:** 10/13/20 13:55
**Customer ID:**
**Delivery Date:** 10/15/20 16:43

**Description:** Miller Ash Pond Field Blank-1

**Laboratory ID Number:** BA19074

| Sample | Analysis | Units | MB | MB Limit | Spike | MS | MSD | Standard | Standard Limit | Rec | Rec Limit | Prec | Prec Limit |
|---|---|---|---|---|---|---|---|---|---|---|---|---|---|
| BA19077 | Cobalt, Total | mg/L | -0.000120 | 0.0001474 | 0.10 | 0.105 | 0.105 | 0.105 | 0.085 to 0.115 | 105 | 70 to 130 | 0.00 | 20 |
| BA19077 | Barium, Total | mg/L | -0.0000146 | 0.0002 | 0.100 | 11.8 | 11.8 | 0.0965 | 0.085 to 0.115 | 2000 | 70 to 130 | 0.00 | 20 |
| BA19077 | Calcium, Total | mg/L | 0.000658 | 0.1518 | 5.00 | 122 | 123 | 5.10 | 4.25 to 5.75 | 80.0 | 70 to 130 | 0.816 | 20 |
| BA19077 | Sodium, Total | mg/L | 0.00106 | 0.044 | 5.00 | 1440 | 1450 | 4.98 | 4.25 to 5.75 | 0.00 | 70 to 130 | 0.692 | 20 |
| BA19077 | Arsenic, Total | mg/L | 0.0000156 | 0.0001474 | 0.10 | 0.108 | 0.111 | 0.104 | 0.085 to 0.115 | 107 | 70 to 130 | 2.74 | 20 |
| BA19077 | Chromium, Total | mg/L | -0.0000094 | 0.00044 | 0.10 | 0.108 | 0.108 | 0.105 | 0.085 to 0.115 | 108 | 70 to 130 | 0.00 | 20 |
| BA19077 | Manganese, Total | mg/L | 0.0000202 | 0.0001474 | 0.10 | 0.178 | 0.176 | 0.100 | 0.085 to 0.115 | 102 | 70 to 130 | 1.13 | 20 |
| BA19077 | Antimony, Total | mg/L | 0.000183 | 0.001 | 0.10 | 0.104 | 0.105 | 0.0962 | 0.085 to 0.115 | 104 | 70 to 130 | 0.957 | 20 |
| BA19077 | Mercury, Total by CVAA | mg/L | 0.0000183 | 0.0005 | 0.004 | 0.00353 | 0.00347 | 0.00413 | 0.0034 to 0.0046 | 88.2 | 70 to 130 | 1.71 | 20 |
| BA19077 | Molybdenum, Total | mg/L | 0.0000095 | 0.0001474 | 0.10 | 0.107 | 0.108 | 0.100 | 0.085 to 0.115 | 107 | 70 to 130 | 0.930 | 20 |
| BA19077 | Boron, Total | mg/L | 0.00112 | 0.0650254 | 1.00 | 1.75 | 1.74 | 0.993 | 0.85 to 1.15 | 104 | 70 to 130 | 0.573 | 20 |
| BA19077 | Iron, Total | mg/L | 0.000385 | 0.0176 | 0.2 | 0.948 | 0.942 | 0.198 | 0.17 to 0.23 | 98.0 | 70 to 130 | 0.635 | 20 |
| BA19077 | Lead, Total | mg/L | 0.0000071 | 0.0001474 | 0.10 | 0.112 | 0.109 | 0.108 | 0.085 to 0.115 | 112 | 70 to 130 | 2.71 | 20 |
| BA19077 | Beryllium, Total | mg/L | 0.0000250 | 0.00088 | 0.10 | 0.106 | 0.0999 | 0.0970 | 0.085 to 0.115 | 106 | 70 to 130 | 5.93 | 20 |
| BA19077 | Magnesium, Total | mg/L | -0.0000539 | 0.0462 | 5.00 | 46.5 | 46.8 | 5.02 | 4.25 to 5.75 | 100 | 70 to 130 | 0.643 | 20 |
| BA19077 | Potassium, Total | mg/L | 0.0167 | 0.3674 | 10.0 | 16.5 | 16.4 | 10.0 | 8.5 to 11.5 | 102 | 70 to 130 | 0.608 | 20 |
| BA19077 | Lithium, Total | mg/L | -0.0000198 | 0.0154 | 0.20 | 1.37 | 1.37 | 0.201 | 0.17 to 0.23 | 100 | 70 to 130 | 0.00 | 20 |
| BA19077 | Selenium, Total | mg/L | 0.0000338 | 0.001 | 0.10 | 0.102 | 0.103 | 0.103 | 0.085 to 0.115 | 102 | 70 to 130 | 0.976 | 20 |
| BA19077 | Cadmium, Total | mg/L | 0.0000000 | 0.0001474 | 0.10 | 0.101 | 0.101 | 0.0996 | 0.085 to 0.115 | 101 | 70 to 130 | 0.00 | 20 |
| BA19077 | Thallium, Total | mg/L | -0.000118 | 0.0001474 | 0.10 | 0.106 | 0.105 | 0.105 | 0.085 to 0.115 | 106 | 70 to 130 | 0.948 | 20 |

**Comments:**

Reported: 11/20/2020
Version: 3.1
COA_CCR

Alabama Power
General Test Laboratory
744 County Road 87, GSC #8
Calera, AL 35040

Alabama Power

# Batch QC Summary

**Customer Account:** WMWMILAPFB
**Sample Date:** 10/13/20 13:55
**Customer ID:**
**Delivery Date:** 10/15/20 16:43

**Description:** Miller Ash Pond Field Blank-1

**Laboratory ID Number:** BA19074

| Sample | Analysis | Units | MB | MB Limit | Spike | MS | Sample Duplicate | Standard | Standard Limit | Rec | Rec Limit | Prec | Prec Limit |
|---|---|---|---|---|---|---|---|---|---|---|---|---|---|
| BA19077 | Chloride | mg/L | 0.0322 | 0.50 | 1600 | 4030 | 2510 | 9.81 | 9 to 11 | 95.0 | 80 to 120 | 0.00 | 20 |
| BA19077 | Fluoride | mg/L | 0.0244 | 0.05 | 2.50 | 3.01 | 0.448 | 2.60 | 2.25 to 2.75 | 103 | 80 to 120 | 4.33 | 20 |
| BA19077 | Sulfate | mg/L | -0.416 | 0.50 | 20.0 | 24.1 | 5.48 | 19.0 | 18 to 22 | 93.0 | 80 to 120 | 0.546 | 20 |
| BA19077 | Solids, Dissolved | mg/L | 0.0000 | 25 | | | 4580 | 49.0 | 40 to 60 | | | 0.435 | 5 |

**Comments:**

Reported: 11/20/2020
Version: 3.1
COA_CCR

Alabama Power
General Test Laboratory
744 County Road 87, GSC #8
Calera, AL 35040

# Certificate Of Analysis

Alabama Power

**Description:** Miller Ash Pond - MW-21

**Location Code:** WMWMILAP
**Collected:** 10/13/20 14:07
**Customer ID:**
**Submittal Date:** 10/15/20 16:43

**Laboratory ID Number:** BA19075

| Name | Prepared | Analyzed | Vio Spec | DF | Results | Units | MDL | RL | Q |
|---|---|---|---|---|---|---|---|---|---|
| ***Analytical Method: EPA 200.7*** | ***Analyst: RDA*** | | | | ***Preparation Method: EPA 1638*** | | | | |
| * Boron, Total | 11/3/20 09:00 | 11/4/20 09:36 | | 1.015 | 0.0973 | mg/L | 0.03 | 0.1 | J |
| * Calcium, Total | 11/3/20 09:00 | 11/4/20 11:10 | | 50.75 | 51.7 | mg/L | 5.075 | 25.375 | |
| * Iron, Total | 11/3/20 09:00 | 11/4/20 09:36 | | 1.015 | 0.493 | mg/L | 0.02 | 0.05 | |
| * Lithium, Total | 11/3/20 09:00 | 11/4/20 09:36 | | 1.015 | 0.0379 | mg/L | 0.01 | 0.02 | |
| * Magnesium, Total | 11/3/20 09:00 | 11/4/20 09:36 | | 1.015 | 15.8 | mg/L | 0.1 | 0.5 | |
| * Sodium, Total | 11/3/20 09:00 | 11/4/20 11:10 | | 50.75 | 108 | mg/L | 5.075 | 25.375 | |
| ***Analytical Method: EPA 200.7*** | ***Analyst: RDA*** | | | | | | | | |
| * Iron, Dissolved | 10/27/20 15:00 | 11/2/20 10:40 | | 1.015 | 0.447 | mg/L | 0.02 | 0.05 | |
| ***Analytical Method: EPA 200.8*** | ***Analyst: DLJ*** | | | | ***Preparation Method: EPA 1638*** | | | | |
| * Antimony, Total | 10/30/20 11:47 | 11/2/20 11:18 | | 1.015 | Not Detected | mg/L | 0.0008 | 0.003 | U |
| * Arsenic, Total | 10/30/20 11:47 | 11/2/20 11:18 | | 1.015 | 0.00366 | mg/L | 0.001 | 0.005 | J |
| * Barium, Total | 10/30/20 11:47 | 11/2/20 11:18 | | 1.015 | 0.381 | mg/L | 0.002 | 0.01 | |
| * Beryllium, Total | 10/30/20 11:47 | 11/2/20 11:18 | | 1.015 | Not Detected | mg/L | 0.0006 | 0.003 | U |
| * Cadmium, Total | 10/30/20 11:47 | 11/2/20 11:18 | | 1.015 | Not Detected | mg/L | 0.0003 | 0.001 | U |
| * Chromium, Total | 10/30/20 11:47 | 11/2/20 11:18 | | 1.015 | Not Detected | mg/L | 0.002 | 0.01 | U |
| * Cobalt, Total | 10/30/20 11:47 | 11/2/20 11:18 | | 1.015 | Not Detected | mg/L | 0.002 | 0.005 | U |
| * Lead, Total | 10/30/20 11:47 | 11/2/20 11:18 | | 1.015 | Not Detected | mg/L | 0.001 | 0.005 | U |
| * Molybdenum, Total | 10/30/20 11:47 | 11/2/20 11:18 | | 1.015 | Not Detected | mg/L | 0.002 | 0.01 | U |
| * Potassium, Total | 10/30/20 11:47 | 11/2/20 11:18 | | 1.015 | 2.55 | mg/L | 0.3 | 2.5 | |
| * Manganese, Total | 10/30/20 11:47 | 11/2/20 11:18 | | 1.015 | 0.0632 | mg/L | 0.001 | 0.005 | |
| * Selenium, Total | 10/30/20 11:47 | 11/2/20 11:18 | | 1.015 | Not Detected | mg/L | 0.002 | 0.01 | U |
| * Thallium, Total | 10/30/20 11:47 | 11/2/20 11:18 | | 1.015 | Not Detected | mg/L | 0.0002 | 0.001 | U |
| ***Analytical Method: EPA 200.8*** | ***Analyst: DLJ*** | | | | | | | | |
| * Manganese, Dissolved | 11/2/20 13:48 | 11/4/20 12:58 | | 1.015 | 0.0561 | mg/L | 0.001 | 0.005 | |
| ***Analytical Method: EPA 245.1*** | ***Analyst: GAS*** | | | | | | | | |
| * Mercury, Total by CVAA | 10/20/20 09:14 | 10/21/20 12:14 | | 1 | Not Detected | mg/L | 0.0003 | 0.0005 | U |
| ***Analytical Method: SM 2320 B*** | ***Analyst: JAG*** | | | | | | | | |
| Alkalinity, Total as CaCO3 | 10/22/20 09:12 | 10/22/20 11:02 | | 1 | 295 | mg/L | | 0.1 | |
| ***Analytical Method: SM 2540C*** | ***Analyst: TJW*** | | | | | | | | |
| * Solids, Dissolved | 10/16/20 12:00 | 10/20/20 08:15 | | 1 | 534 | mg/L | | 50 | |

MDL's and RL's are adjusted for sample dilution, as applicable

**Comments:** The client submitted filtered samples for dissolved analysis, but no MB or LCS were submitted. Therefore, dissolved data is qualified.
LBM 11/17/20

Reported: 11/20/2020
Version: 3.1
COA_CCR

Alabama Power
General Test Laboratory
744 County Road 87, GSC #8
Calera, AL 35040

# *Certificate Of Analysis*

Alabama Power

**Description:** Miller Ash Pond - MW-21

**Location Code:** WMWMILAP
**Collected:** 10/13/20 14:07
**Customer ID:**
**Submittal Date:** 10/15/20 16:43

**Laboratory ID Number:** BA19075

| Name | Prepared | Analyzed | Vio Spec | DF | Results | Units | MDL | RL | Q |
|---|---|---|---|---|---|---|---|---|---|
| ***Analytical Method: SM 4500CO2 D*** | ***Analyst: JAG*** | | | | | | | | |
| Bicarbonate Alkalinity, (calc.) | 10/22/20 09:12 | 10/22/20 11:02 | | 1 | 293 | mg/L | | | |
| Carbonate Alkalinity, (calc.) | 10/22/20 09:12 | 10/22/20 11:02 | | 1 | 1.86 | mg/L | | | |
| ***Analytical Method: SM4500Cl E*** | ***Analyst: JCC*** | | | | | | | | |
| * Chloride | 10/28/20 10:22 | 10/28/20 10:22 | | 1 | 14.4 | mg/L | 0.50 | 1 | |
| ***Analytical Method: SM4500F G 2017*** | ***Analyst: JCC*** | | | | | | | | |
| * Fluoride | 10/30/20 11:52 | 10/30/20 11:52 | | 1 | 0.283 | mg/L | 0.06 | 0.1 | |
| ***Analytical Method: SM4500SO4 E 2011*** | ***Analyst: JCC*** | | | | | | | | |
| * Sulfate | 10/19/20 10:20 | 10/19/20 10:20 | | 8 | 135 | mg/L | 4.00 | 8 | |
| ***Analytical Method: Field Measurements*** | ***Analyst: DKG*** | | | | | | | | |
| Conductivity | 10/13/20 14:04 | 10/13/20 14:04 | | | 696.35 | uS/cm | | | FA |
| pH | 10/13/20 14:04 | 10/13/20 14:04 | | | 7.68 | SU | | | FA |
| Temperature | 10/13/20 14:04 | 10/13/20 14:04 | | | 20.63 | C | | | FA |
| Turbidity | 10/13/20 14:04 | 10/13/20 14:04 | | | 0.5 | NTU | | | FA |

MDL's and RL's are adjusted for sample dilution, as applicable

**Comments:** The client submitted filtered samples for dissolved analysis, but no MB or LCS were submitted. Therefore, dissolved data is qualified.
LBM 11/17/20

Reported: 11/20/2020
Version: 3.1
COA_CCR

Alabama Power
General Test Laboratory
744 County Road 87, GSC #8
Calera, AL 35040

# Batch QC Summary

Alabama Power

**Customer Account:** WMWMILAP
**Sample Date:** 10/13/20 14:07
**Customer ID:**
**Delivery Date:** 10/15/20 16:43

**Description**: Miller Ash Pond - MW-21

**Laboratory ID Number:** BA19075

| Sample | Analysis | Units | MB | MB Limit | Spike | MS | MSD | Standard | Standard Limit | Rec | Rec Limit | Prec | Prec Limit |
|---|---|---|---|---|---|---|---|---|---|---|---|---|---|
| BA19077 | Cobalt, Total | mg/L | -0.000120 | 0.0001474 | 0.10 | 0.105 | 0.105 | 0.105 | 0.085 to 0.115 | 105 | 70 to 130 | 0.00 | 20 |
| BA19077 | Barium, Total | mg/L | -0.0000146 | 0.0002 | 0.100 | 11.8 | 11.8 | 0.0965 | 0.085 to 0.115 | 2000 | 70 to 130 | 0.00 | 20 |
| BA19077 | Calcium, Total | mg/L | 0.000658 | 0.1518 | 5.00 | 122 | 123 | 5.10 | 4.25 to 5.75 | 80.0 | 70 to 130 | 0.816 | 20 |
| BA19077 | Sodium, Total | mg/L | 0.00106 | 0.044 | 5.00 | 1440 | 1450 | 4.98 | 4.25 to 5.75 | 0.00 | 70 to 130 | 0.692 | 20 |
| BA19077 | Potassium, Total | mg/L | 0.0167 | 0.3674 | 10.0 | 16.5 | 16.4 | 10.0 | 8.5 to 11.5 | 102 | 70 to 130 | 0.608 | 20 |
| BA19077 | Lithium, Total | mg/L | -0.0000198 | 0.0154 | 0.20 | 1.37 | 1.37 | 0.201 | 0.17 to 0.23 | 100 | 70 to 130 | 0.00 | 20 |
| BA19077 | Selenium, Total | mg/L | 0.0000338 | 0.001 | 0.10 | 0.102 | 0.103 | 0.103 | 0.085 to 0.115 | 102 | 70 to 130 | 0.976 | 20 |
| BA19077 | Boron, Total | mg/L | 0.00112 | 0.0650254 | 1.00 | 1.75 | 1.74 | 0.993 | 0.85 to 1.15 | 104 | 70 to 130 | 0.573 | 20 |
| BA19077 | Iron, Total | mg/L | 0.000385 | 0.0176 | 0.2 | 0.948 | 0.942 | 0.198 | 0.17 to 0.23 | 98.0 | 70 to 130 | 0.635 | 20 |
| BA19077 | Lead, Total | mg/L | 0.0000071 | 0.0001474 | 0.10 | 0.112 | 0.109 | 0.108 | 0.085 to 0.115 | 112 | 70 to 130 | 2.71 | 20 |
| BA19333 | Manganese, Dissolved | mg/L | -0.0000134 | 0.0001474 | 0.10 | 0.0948 | 0.0976 | 0.1000 | 0.085 to 0.115 | 94.8 | 70 to 130 | 2.91 | 20 |
| BA19077 | Mercury, Total by CVAA | mg/L | 0.0000183 | 0.0005 | 0.004 | 0.00353 | 0.00347 | 0.00413 | 0.0034 to 0.0046 | 88.2 | 70 to 130 | 1.71 | 20 |
| BA19077 | Molybdenum, Total | mg/L | 0.0000095 | 0.0001474 | 0.10 | 0.107 | 0.108 | 0.100 | 0.085 to 0.115 | 107 | 70 to 130 | 0.930 | 20 |
| BA19079 | Iron, Dissolved | mg/L | 0.000375 | 0.0176 | 0.2 | 3.39 | 3.39 | 0.203 | 0.17 to 0.23 | 120 | 70 to 130 | 0.00 | 20 |
| BA19077 | Beryllium, Total | mg/L | 0.0000250 | 0.00088 | 0.10 | 0.106 | 0.0999 | 0.0970 | 0.085 to 0.115 | 106 | 70 to 130 | 5.93 | 20 |
| BA19077 | Magnesium, Total | mg/L | -0.0000539 | 0.0462 | 5.00 | 46.5 | 46.8 | 5.02 | 4.25 to 5.75 | 100 | 70 to 130 | 0.643 | 20 |
| BA19077 | Cadmium, Total | mg/L | 0.0000000 | 0.0001474 | 0.10 | 0.101 | 0.101 | 0.0996 | 0.085 to 0.115 | 101 | 70 to 130 | 0.00 | 20 |
| BA19077 | Thallium, Total | mg/L | -0.000118 | 0.0001474 | 0.10 | 0.106 | 0.105 | 0.105 | 0.085 to 0.115 | 106 | 70 to 130 | 0.948 | 20 |
| BA19077 | Arsenic, Total | mg/L | 0.0000156 | 0.0001474 | 0.10 | 0.108 | 0.111 | 0.104 | 0.085 to 0.115 | 107 | 70 to 130 | 2.74 | 20 |
| BA19077 | Chromium, Total | mg/L | -0.0000094 | 0.00044 | 0.10 | 0.108 | 0.108 | 0.105 | 0.085 to 0.115 | 108 | 70 to 130 | 0.00 | 20 |
| BA19077 | Manganese, Total | mg/L | 0.0000202 | 0.0001474 | 0.10 | 0.178 | 0.176 | 0.100 | 0.085 to 0.115 | 102 | 70 to 130 | 1.13 | 20 |
| BA19077 | Antimony, Total | mg/L | 0.000183 | 0.001 | 0.10 | 0.104 | 0.105 | 0.0962 | 0.085 to 0.115 | 104 | 70 to 130 | 0.957 | 20 |

**Comments:** The client submitted filtered samples for dissolved analysis, but no MB or LCS were submitted. Therefore, dissolved data is qualified.
LBM 11/17/20

Reported: 11/20/2020
Version: 3.1
COA_CCR

Alabama Power
General Test Laboratory
744 County Road 87, GSC #8
Calera, AL 35040

Alabama Power

# Batch QC Summary

**Customer Account:** WMWMILAP
**Sample Date:** 10/13/20 14:07
**Customer ID:**
**Delivery Date:** 10/15/20 16:43

**Description:** Miller Ash Pond - MW-21

**Laboratory ID Number:** BA19075

| Sample | Analysis | Units | MB | MB Limit | Spike | MS | Sample Duplicate | Standard | Standard Limit | Rec | Rec Limit | Prec | Prec Limit |
|---|---|---|---|---|---|---|---|---|---|---|---|---|---|
| BA19077 | Fluoride | mg/L | 0.0244 | 0.05 | 2.50 | 3.01 | 0.448 | 2.60 | 2.25 to 2.75 | 103 | 80 to 120 | 4.33 | 20 |
| BA19077 | Sulfate | mg/L | -0.416 | 0.50 | 20.0 | 24.1 | 5.48 | 19.0 | 18 to 22 | 93.0 | 80 to 120 | 0.546 | 20 |
| BA19077 | Chloride | mg/L | 0.0322 | 0.50 | 1600 | 4030 | 2510 | 9.81 | 9 to 11 | 95.0 | 80 to 120 | 0.00 | 20 |
| BA19077 | Solids, Dissolved | mg/L | 0.0000 | 25 | | | 4580 | 49.0 | 40 to 60 | | | 0.435 | 5 |
| BA19089 | Alkalinity, Total as CaCO3 | mg/L | | | | | 88.7 | 52.6 | 45.0 to 55.0 | | | 3.79 | 10 |

**Comments:** The client submitted filtered samples for dissolved analysis, but no MB or LCS were submitted. Therefore, dissolved data is qualified.
LBM 11/17/20

Alabama Power
General Test Laboratory
744 County Road 87, GSC #8
Calera, AL 35040

# Certificate Of Analysis

Alabama Power

**Description:** Miller Ash Pond - MW-22S

**Location Code:** WMWMILAP
**Collected:** 10/14/20 09:05
**Customer ID:**
**Submittal Date:** 10/15/20 16:43

**Laboratory ID Number:** BA19076

| Name | Prepared | Analyzed | Vio Spec | DF | Results | Units | MDL | RL | Q |
|---|---|---|---|---|---|---|---|---|---|
| ***Analytical Method: EPA 200.7*** | ***Analyst: RDA*** | | | | ***Preparation Method: EPA 1638*** | | | | |
| * Boron, Total | 11/3/20 09:00 | 11/4/20 09:40 | | 1.015 | 0.134 | mg/L | 0.03 | 0.1 | |
| * Calcium, Total | 11/3/20 09:00 | 11/4/20 11:13 | | 50.75 | 46.6 | mg/L | 5.075 | 25.375 | |
| * Iron, Total | 11/3/20 09:00 | 11/4/20 09:40 | | 1.015 | 0.405 | mg/L | 0.02 | 0.05 | |
| * Lithium, Total | 11/3/20 09:00 | 11/4/20 09:40 | | 1.015 | 0.172 | mg/L | 0.01 | 0.02 | |
| * Magnesium, Total | 11/3/20 09:00 | 11/4/20 09:40 | | 1.015 | 22.8 | mg/L | 0.1 | 0.5 | |
| * Sodium, Total | 11/3/20 09:00 | 11/4/20 11:13 | | 50.75 | 183 | mg/L | 5.075 | 25.375 | |
| ***Analytical Method: EPA 200.7*** | ***Analyst: RDA*** | | | | | | | | |
| * Iron, Dissolved | 10/27/20 15:00 | 11/2/20 10:43 | | 1.015 | 0.364 | mg/L | 0.02 | 0.05 | |
| ***Analytical Method: EPA 200.8*** | ***Analyst: DLJ*** | | | | ***Preparation Method: EPA 1638*** | | | | |
| * Antimony, Total | 10/30/20 11:47 | 11/2/20 11:21 | | 1.015 | Not Detected | mg/L | 0.0008 | 0.003 | U |
| * Arsenic, Total | 10/30/20 11:47 | 11/2/20 11:21 | | 1.015 | 0.00129 | mg/L | 0.001 | 0.005 | J |
| * Barium, Total | 10/30/20 11:47 | 11/2/20 11:21 | | 1.015 | 0.122 | mg/L | 0.002 | 0.01 | |
| * Beryllium, Total | 10/30/20 11:47 | 11/2/20 11:21 | | 1.015 | Not Detected | mg/L | 0.0006 | 0.003 | U |
| * Cadmium, Total | 10/30/20 11:47 | 11/2/20 11:21 | | 1.015 | Not Detected | mg/L | 0.0003 | 0.001 | U |
| * Chromium, Total | 10/30/20 11:47 | 11/2/20 11:21 | | 1.015 | Not Detected | mg/L | 0.002 | 0.01 | U |
| * Cobalt, Total | 10/30/20 11:47 | 11/2/20 11:21 | | 1.015 | Not Detected | mg/L | 0.002 | 0.005 | U |
| * Lead, Total | 10/30/20 11:47 | 11/2/20 11:21 | | 1.015 | Not Detected | mg/L | 0.001 | 0.005 | U |
| * Molybdenum, Total | 10/30/20 11:47 | 11/2/20 11:21 | | 1.015 | Not Detected | mg/L | 0.002 | 0.01 | U |
| * Potassium, Total | 10/30/20 11:47 | 11/2/20 11:21 | | 1.015 | 3.02 | mg/L | 0.3 | 2.5 | |
| * Manganese, Total | 10/30/20 11:47 | 11/2/20 11:21 | | 1.015 | 0.133 | mg/L | 0.001 | 0.005 | |
| * Selenium, Total | 10/30/20 11:47 | 11/2/20 11:21 | | 1.015 | Not Detected | mg/L | 0.002 | 0.01 | U |
| * Thallium, Total | 10/30/20 11:47 | 11/2/20 11:21 | | 1.015 | Not Detected | mg/L | 0.0002 | 0.001 | U |
| ***Analytical Method: EPA 200.8*** | ***Analyst: DLJ*** | | | | | | | | |
| * Manganese, Dissolved | 11/2/20 13:48 | 11/4/20 13:01 | | 1.015 | 0.122 | mg/L | 0.001 | 0.005 | |
| ***Analytical Method: EPA 245.1*** | ***Analyst: GAS*** | | | | | | | | |
| * Mercury, Total by CVAA | 10/20/20 09:14 | 10/21/20 12:16 | | 1 | Not Detected | mg/L | 0.0003 | 0.0005 | U |
| ***Analytical Method: SM 2320 B*** | ***Analyst: JAG*** | | | | | | | | |
| Alkalinity, Total as CaCO3 | 10/22/20 09:12 | 10/22/20 11:02 | | 1 | 238 | mg/L | | 0.1 | |
| ***Analytical Method: SM 2540C*** | ***Analyst: TJW*** | | | | | | | | |
| * Solids, Dissolved | 10/16/20 12:00 | 10/20/20 08:15 | | 1 | 730 | mg/L | | 83.3 | |

MDL's and RL's are adjusted for sample dilution, as applicable

**Comments:** The client submitted filtered samples for dissolved analysis, but no MB or LCS were submitted. Therefore, dissolved data is qualified.
LBM 11/17/20

Reported: 11/20/2020
Version: 3.1
COA_CCR

Alabama Power
General Test Laboratory
744 County Road 87, GSC #8
Calera, AL 35040

# *Certificate Of Analysis*

Alabama Power

**Description:** Miller Ash Pond - MW-22S

**Location Code:** WMWMILAP
**Collected:** 10/14/20 09:05
**Customer ID:**
**Submittal Date:** 10/15/20 16:43

**Laboratory ID Number:** BA19076

| Name | Prepared | Analyzed | Vio Spec | DF | Results | Units | MDL | RL | Q |
|---|---|---|---|---|---|---|---|---|---|
| ***Analytical Method: SM 4500CO2 D*** | ***Analyst: JAG*** | | | | | | | | |
| Bicarbonate Alkalinity, (calc.) | 10/22/20 09:12 | 10/22/20 11:02 | | 1 | 238 | mg/L | | | |
| Carbonate Alkalinity, (calc.) | 10/22/20 09:12 | 10/22/20 11:02 | | 1 | 0.24 | mg/L | | | |
| ***Analytical Method: SM4500Cl E*** | ***Analyst: JCC*** | | | | | | | | |
| * Chloride | 10/28/20 10:23 | 10/28/20 10:23 | | 25 | 163 | mg/L | 12.50 | 25 | |
| ***Analytical Method: SM4500F G 2017*** | ***Analyst: JCC*** | | | | | | | | |
| * Fluoride | 10/30/20 11:53 | 10/30/20 11:53 | | 1 | 0.337 | mg/L | 0.06 | 0.1 | |
| ***Analytical Method: SM4500SO4 E 2011*** | ***Analyst: JCC*** | | | | | | | | |
| * Sulfate | 10/19/20 10:22 | 10/19/20 10:22 | | 8 | 184 | mg/L | 4.00 | 8 | |
| ***Analytical Method: Field Measurements*** | ***Analyst: DKG*** | | | | | | | | |
| Conductivity | 10/14/20 09:01 | 10/14/20 09:01 | | | 1241.44 | uS/cm | | | FA |
| pH | 10/14/20 09:01 | 10/14/20 09:01 | | | 6.84 | SU | | | FA |
| Temperature | 10/14/20 09:01 | 10/14/20 09:01 | | | 17.84 | C | | | FA |
| Turbidity | 10/14/20 09:01 | 10/14/20 09:01 | | | 1.83 | NTU | | | FA |

MDL's and RL's are adjusted for sample dilution, as applicable

**Comments:** The client submitted filtered samples for dissolved analysis, but no MB or LCS were submitted. Therefore, dissolved data is qualified.
LBM 11/17/20

Reported: 11/20/2020
Version: 3.1
COA_CCR

Alabama Power
General Test Laboratory
744 County Road 87, GSC #8
Calera, AL 35040

# Batch QC Summary

Alabama Power

**Customer Account:** WMWMILAP
**Sample Date:** 10/14/20 09:05
**Customer ID:**
**Delivery Date:** 10/15/20 16:43

**Description:** Miller Ash Pond - MW-22S

**Laboratory ID Number:** BA19076

| Sample | Analysis | Units | MB | MB Limit | Spike | MS | MSD | Standard | Standard Limit | Rec | Rec Limit | Prec | Prec Limit |
|---|---|---|---|---|---|---|---|---|---|---|---|---|---|
| BA19077 | Cobalt, Total | mg/L | -0.000120 | 0.0001474 | 0.10 | 0.105 | 0.105 | 0.105 | 0.085 to 0.115 | 105 | 70 to 130 | 0.00 | 20 |
| BA19077 | Barium, Total | mg/L | -0.0000146 | 0.0002 | 0.100 | 11.8 | 11.8 | 0.0965 | 0.085 to 0.115 | 2000 | 70 to 130 | 0.00 | 20 |
| BA19077 | Calcium, Total | mg/L | 0.000658 | 0.1518 | 5.00 | 122 | 123 | 5.10 | 4.25 to 5.75 | 80.0 | 70 to 130 | 0.816 | 20 |
| BA19077 | Sodium, Total | mg/L | 0.00106 | 0.044 | 5.00 | 1440 | 1450 | 4.98 | 4.25 to 5.75 | 0.00 | 70 to 130 | 0.692 | 20 |
| BA19077 | Beryllium, Total | mg/L | 0.0000250 | 0.00088 | 0.10 | 0.106 | 0.0999 | 0.0970 | 0.085 to 0.115 | 106 | 70 to 130 | 5.93 | 20 |
| BA19077 | Magnesium, Total | mg/L | -0.0000539 | 0.0462 | 5.00 | 46.5 | 46.8 | 5.02 | 4.25 to 5.75 | 100 | 70 to 130 | 0.643 | 20 |
| BA19077 | Potassium, Total | mg/L | 0.0167 | 0.3674 | 10.0 | 16.5 | 16.4 | 10.0 | 8.5 to 11.5 | 102 | 70 to 130 | 0.608 | 20 |
| BA19077 | Lithium, Total | mg/L | -0.0000198 | 0.0154 | 0.20 | 1.37 | 1.37 | 0.201 | 0.17 to 0.23 | 100 | 70 to 130 | 0.00 | 20 |
| BA19077 | Selenium, Total | mg/L | 0.0000338 | 0.001 | 0.10 | 0.102 | 0.103 | 0.103 | 0.085 to 0.115 | 102 | 70 to 130 | 0.976 | 20 |
| BA19077 | Mercury, Total by CVAA | mg/L | 0.0000183 | 0.0005 | 0.004 | 0.00353 | 0.00347 | 0.00413 | 0.0034 to 0.0046 | 88.2 | 70 to 130 | 1.71 | 20 |
| BA19077 | Molybdenum, Total | mg/L | 0.0000095 | 0.0001474 | 0.10 | 0.107 | 0.108 | 0.100 | 0.085 to 0.115 | 107 | 70 to 130 | 0.930 | 20 |
| BA19079 | Iron, Dissolved | mg/L | 0.000375 | 0.0176 | 0.2 | 3.39 | 3.39 | 0.203 | 0.17 to 0.23 | 120 | 70 to 130 | 0.00 | 20 |
| BA19077 | Cadmium, Total | mg/L | 0.0000000 | 0.0001474 | 0.10 | 0.101 | 0.101 | 0.0996 | 0.085 to 0.115 | 101 | 70 to 130 | 0.00 | 20 |
| BA19077 | Thallium, Total | mg/L | -0.000118 | 0.0001474 | 0.10 | 0.106 | 0.105 | 0.105 | 0.085 to 0.115 | 106 | 70 to 130 | 0.948 | 20 |
| BA19077 | Arsenic, Total | mg/L | 0.0000156 | 0.0001474 | 0.10 | 0.108 | 0.111 | 0.104 | 0.085 to 0.115 | 107 | 70 to 130 | 2.74 | 20 |
| BA19077 | Chromium, Total | mg/L | -0.0000094 | 0.00044 | 0.10 | 0.108 | 0.108 | 0.105 | 0.085 to 0.115 | 108 | 70 to 130 | 0.00 | 20 |
| BA19077 | Manganese, Total | mg/L | 0.0000202 | 0.0001474 | 0.10 | 0.178 | 0.176 | 0.100 | 0.085 to 0.115 | 102 | 70 to 130 | 1.13 | 20 |
| BA19077 | Antimony, Total | mg/L | 0.000183 | 0.001 | 0.10 | 0.104 | 0.105 | 0.0962 | 0.085 to 0.115 | 104 | 70 to 130 | 0.957 | 20 |
| BA19077 | Boron, Total | mg/L | 0.00112 | 0.0650254 | 1.00 | 1.75 | 1.74 | 0.993 | 0.85 to 1.15 | 104 | 70 to 130 | 0.573 | 20 |
| BA19077 | Iron, Total | mg/L | 0.000385 | 0.0176 | 0.2 | 0.948 | 0.942 | 0.198 | 0.17 to 0.23 | 98.0 | 70 to 130 | 0.635 | 20 |
| BA19077 | Lead, Total | mg/L | 0.0000071 | 0.0001474 | 0.10 | 0.112 | 0.109 | 0.108 | 0.085 to 0.115 | 112 | 70 to 130 | 2.71 | 20 |
| BA19333 | Manganese, Dissolved | mg/L | -0.0000134 | 0.0001474 | 0.10 | 0.0948 | 0.0976 | 0.1000 | 0.085 to 0.115 | 94.8 | 70 to 130 | 2.91 | 20 |

**Comments:** The client submitted filtered samples for dissolved analysis, but no MB or LCS were submitted. Therefore, dissolved data is qualified.
LBM 11/17/20

Reported: 11/20/2020
Version: 3.1
COA_CCR

Alabama Power
General Test Laboratory
744 County Road 87, GSC #8
Calera, AL 35040

Alabama Power

# Batch QC Summary

**Customer Account:** WMWMILAP
**Sample Date:** 10/14/20 09:05
**Customer ID:**
**Delivery Date:** 10/15/20 16:43

**Description:** Miller Ash Pond - MW-22S

**Laboratory ID Number:** BA19076

| Sample | Analysis | Units | MB | MB Limit | Spike | MS | Sample Duplicate | Standard | Standard Limit | Rec | Rec Limit | Prec | Prec Limit |
|---|---|---|---|---|---|---|---|---|---|---|---|---|---|
| BA19077 | Fluoride | mg/L | 0.0244 | 0.05 | 2.50 | 3.01 | 0.448 | 2.60 | 2.25 to 2.75 | 103 | 80 to 120 | 4.33 | 20 |
| BA19077 | Sulfate | mg/L | -0.416 | 0.50 | 20.0 | 24.1 | 5.48 | 19.0 | 18 to 22 | 93.0 | 80 to 120 | 0.546 | 20 |
| BA19077 | Chloride | mg/L | 0.0322 | 0.50 | 1600 | 4030 | 2510 | 9.81 | 9 to 11 | 95.0 | 80 to 120 | 0.00 | 20 |
| BA19077 | Solids, Dissolved | mg/L | 0.0000 | 25 | | | 4580 | 49.0 | 40 to 60 | | | 0.435 | 5 |
| BA19089 | Alkalinity, Total as CaCO3 | mg/L | | | | | 88.7 | 52.6 | 45.0 to 55.0 | | | 3.79 | 10 |

**Comments:** The client submitted filtered samples for dissolved analysis, but no MB or LCS were submitted. Therefore, dissolved data is qualified.
LBM 11/17/20

Alabama Power
General Test Laboratory
744 County Road 87, GSC #8
Calera, AL 35040

# Certificate Of Analysis

Alabama Power

**Description:** Miller Ash Pond - MW-23A

**Location Code:** WMWMILAP
**Collected:** 10/14/20 11:54
**Customer ID:**
**Submittal Date:** 10/15/20 16:43

**Laboratory ID Number:** BA19077

| Name | Prepared | Analyzed | Vio Spec | DF | Results | Units | MDL | RL | Q |
|---|---|---|---|---|---|---|---|---|---|
| ***Analytical Method: EPA 200.7*** | ***Analyst: RDA*** | | | | ***Preparation Method: EPA 1638*** | | | | |
| * Boron, Total | 11/3/20 09:00 | 11/4/20 09:43 | | 1.015 | 0.706 | mg/L | 0.03 | 0.1 | |
| * Calcium, Total | 11/3/20 09:00 | 11/4/20 11:17 | | 50.75 | 118 | mg/L | 5.075 | 25.375 | |
| * Iron, Total | 11/3/20 09:00 | 11/4/20 09:43 | | 1.015 | 0.752 | mg/L | 0.02 | 0.05 | |
| * Lithium, Total | 11/3/20 09:00 | 11/4/20 09:43 | | 1.015 | 1.17 | mg/L | 0.01 | 0.02 | |
| * Magnesium, Total | 11/3/20 09:00 | 11/4/20 11:17 | | 50.75 | 41.5 | mg/L | 5.075 | 25.375 | |
| * Sodium, Total | 11/3/20 09:00 | 11/4/20 11:17 | | 50.75 | 1440 | mg/L | 5.075 | 25.375 | RA |
| ***Analytical Method: EPA 200.7*** | ***Analyst: RDA*** | | | | | | | | |
| * Iron, Dissolved | 10/27/20 15:00 | 11/2/20 10:47 | | 1.015 | 0.645 | mg/L | 0.02 | 0.05 | |
| ***Analytical Method: EPA 200.8*** | ***Analyst: DLJ*** | | | | ***Preparation Method: EPA 1638*** | | | | |
| * Antimony, Total | 10/30/20 11:47 | 11/2/20 11:23 | | 1.015 | Not Detected | mg/L | 0.0008 | 0.003 | U |
| * Arsenic, Total | 10/30/20 11:47 | 11/2/20 11:23 | | 1.015 | 0.00140 | mg/L | 0.001 | 0.005 | J |
| * Barium, Total | 10/30/20 11:47 | 11/5/20 10:02 | | 10.15 | 9.80 | mg/L | 0.0203 | 0.1015 | RA |
| * Beryllium, Total | 10/30/20 11:47 | 11/2/20 11:23 | | 1.015 | Not Detected | mg/L | 0.0006 | 0.003 | U |
| * Cadmium, Total | 10/30/20 11:47 | 11/2/20 11:23 | | 1.015 | Not Detected | mg/L | 0.0003 | 0.001 | U |
| * Chromium, Total | 10/30/20 11:47 | 11/2/20 11:23 | | 1.015 | Not Detected | mg/L | 0.002 | 0.01 | U |
| * Cobalt, Total | 10/30/20 11:47 | 11/2/20 11:23 | | 1.015 | Not Detected | mg/L | 0.002 | 0.005 | U |
| * Lead, Total | 10/30/20 11:47 | 11/2/20 11:23 | | 1.015 | Not Detected | mg/L | 0.001 | 0.005 | U |
| * Molybdenum, Total | 10/30/20 11:47 | 11/2/20 11:23 | | 1.015 | Not Detected | mg/L | 0.002 | 0.01 | U |
| * Potassium, Total | 10/30/20 11:47 | 11/2/20 11:23 | | 1.015 | 6.25 | mg/L | 0.3 | 2.5 | |
| * Manganese, Total | 10/30/20 11:47 | 11/2/20 11:23 | | 1.015 | 0.0756 | mg/L | 0.001 | 0.005 | |
| * Selenium, Total | 10/30/20 11:47 | 11/2/20 11:23 | | 1.015 | Not Detected | mg/L | 0.002 | 0.01 | U |
| * Thallium, Total | 10/30/20 11:47 | 11/2/20 11:23 | | 1.015 | Not Detected | mg/L | 0.0002 | 0.001 | U |
| ***Analytical Method: EPA 200.8*** | ***Analyst: DLJ*** | | | | | | | | |
| * Manganese, Dissolved | 11/2/20 13:48 | 11/4/20 13:03 | | 1.015 | 0.0754 | mg/L | 0.001 | 0.005 | |
| ***Analytical Method: EPA 245.1*** | ***Analyst: GAS*** | | | | | | | | |
| * Mercury, Total by CVAA | 10/20/20 09:14 | 10/21/20 12:18 | | 1 | Not Detected | mg/L | 0.0003 | 0.0005 | U |
| ***Analytical Method: SM 2320 B*** | ***Analyst: JAG*** | | | | | | | | |
| Alkalinity, Total as CaCO3 | 10/22/20 09:12 | 10/22/20 11:02 | | 1 | 280 | mg/L | | 0.1 | |
| ***Analytical Method: SM 2540C*** | ***Analyst: TJW*** | | | | | | | | |
| * Solids, Dissolved | 10/16/20 12:00 | 10/20/20 08:15 | | 1 | 4620 | mg/L | | 500 | |

MDL's and RL's are adjusted for sample dilution, as applicable

**Comments:** The client submitted filtered samples for dissolved analysis, but no MB or LCS were submitted. Therefore, dissolved data is qualified.
LBM 11/17/20

Reported: 11/20/2020
Version: 3.1
COA_CCR

Alabama Power
General Test Laboratory
744 County Road 87, GSC #8
Calera, AL 35040

# *Certificate Of Analysis*

Alabama Power

**Description:** Miller Ash Pond - MW-23A

**Location Code:** WMWMILAP
**Collected:** 10/14/20 11:54
**Customer ID:**
**Submittal Date:** 10/15/20 16:43

**Laboratory ID Number:** BA19077

| Name | Prepared | Analyzed | Vio Spec | DF | Results | Units | MDL | RL | Q |
|---|---|---|---|---|---|---|---|---|---|
| ***Analytical Method: SM 4500CO2 D*** | ***Analyst: JAG*** | | | | | | | | |
| Bicarbonate Alkalinity, (calc.) | 10/22/20 09:12 | 10/22/20 11:02 | | 1 | 279 | mg/L | | | |
| Carbonate Alkalinity, (calc.) | 10/22/20 09:12 | 10/22/20 11:02 | | 1 | 0.93 | mg/L | | | |
| ***Analytical Method: SM4500Cl E*** | ***Analyst: JCC*** | | | | | | | | |
| * Chloride | 10/28/20 10:24 | 10/28/20 10:24 | | 160 | 2510 | mg/L | 80.00 | 160 | |
| ***Analytical Method: SM4500F G 2017*** | ***Analyst: JCC*** | | | | | | | | |
| * Fluoride | 10/30/20 11:54 | 10/30/20 11:54 | | 1 | 0.429 | mg/L | 0.06 | 0.1 | |
| ***Analytical Method: SM4500SO4 E 2011*** | ***Analyst: JCC*** | | | | | | | | |
| * Sulfate | 10/19/20 10:23 | 10/19/20 10:23 | | 1 | 5.51 | mg/L | 0.50 | 1 | |
| ***Analytical Method: Field Measurements*** | ***Analyst: DKG*** | | | | | | | | |
| Conductivity | 10/14/20 11:51 | 10/14/20 11:51 | | | 7745.95 | uS/cm | | | FA |
| pH | 10/14/20 11:51 | 10/14/20 11:51 | | | 7.46 | SU | | | FA |
| Temperature | 10/14/20 11:51 | 10/14/20 11:51 | | | 21.03 | C | | | FA |
| Turbidity | 10/14/20 11:51 | 10/14/20 11:51 | | | 2.21 | NTU | | | FA |

MDL's and RL's are adjusted for sample dilution, as applicable

**Comments:** The client submitted filtered samples for dissolved analysis, but no MB or LCS were submitted. Therefore, dissolved data is qualified.
LBM 11/17/20

Reported: 11/20/2020
Version: 3.1
COA_CCR

Alabama Power
General Test Laboratory
744 County Road 87, GSC #8
Calera, AL 35040

# Batch QC Summary

Alabama Power

**Customer Account:** WMWMILAP
**Sample Date:** 10/14/20 11:54
**Customer ID:**
**Delivery Date:** 10/15/20 16:43

**Description:** Miller Ash Pond - MW-23A

**Laboratory ID Number:** BA19077

| Sample | Analysis | Units | MB | MB Limit | Spike | MS | MSD | Standard | Standard Limit | Rec | Rec Limit | Prec | Prec Limit |
|---|---|---|---|---|---|---|---|---|---|---|---|---|---|
| BA19077 | Cobalt, Total | mg/L | -0.000120 | 0.0001474 | 0.10 | 0.105 | 0.105 | 0.105 | 0.085 to 0.115 | 105 | 70 to 130 | 0.00 | 20 |
| BA19077 | Barium, Total | mg/L | -0.0000146 | 0.0002 | 0.100 | 11.8 | 11.8 | 0.0965 | 0.085 to 0.115 | 2000 | 70 to 130 | 0.00 | 20 |
| BA19077 | Calcium, Total | mg/L | 0.000658 | 0.1518 | 5.00 | 122 | 123 | 5.10 | 4.25 to 5.75 | 80.0 | 70 to 130 | 0.816 | 20 |
| BA19077 | Sodium, Total | mg/L | 0.00106 | 0.044 | 5.00 | 1440 | 1450 | 4.98 | 4.25 to 5.75 | 0.00 | 70 to 130 | 0.692 | 20 |
| BA19077 | Beryllium, Total | mg/L | 0.0000250 | 0.00088 | 0.10 | 0.106 | 0.0999 | 0.0970 | 0.085 to 0.115 | 106 | 70 to 130 | 5.93 | 20 |
| BA19077 | Magnesium, Total | mg/L | -0.0000539 | 0.0462 | 5.00 | 46.5 | 46.8 | 5.02 | 4.25 to 5.75 | 100 | 70 to 130 | 0.643 | 20 |
| BA19077 | Mercury, Total by CVAA | mg/L | 0.0000183 | 0.0005 | 0.004 | 0.00353 | 0.00347 | 0.00413 | 0.0034 to 0.0046 | 88.2 | 70 to 130 | 1.71 | 20 |
| BA19077 | Molybdenum, Total | mg/L | 0.0000095 | 0.0001474 | 0.10 | 0.107 | 0.108 | 0.100 | 0.085 to 0.115 | 107 | 70 to 130 | 0.930 | 20 |
| BA19079 | Iron, Dissolved | mg/L | 0.000375 | 0.0176 | 0.2 | 3.39 | 3.39 | 0.203 | 0.17 to 0.23 | 120 | 70 to 130 | 0.00 | 20 |
| BA19077 | Arsenic, Total | mg/L | 0.0000156 | 0.0001474 | 0.10 | 0.108 | 0.111 | 0.104 | 0.085 to 0.115 | 107 | 70 to 130 | 2.74 | 20 |
| BA19077 | Chromium, Total | mg/L | -0.0000094 | 0.00044 | 0.10 | 0.108 | 0.108 | 0.105 | 0.085 to 0.115 | 108 | 70 to 130 | 0.00 | 20 |
| BA19077 | Manganese, Total | mg/L | 0.0000202 | 0.0001474 | 0.10 | 0.178 | 0.176 | 0.100 | 0.085 to 0.115 | 102 | 70 to 130 | 1.13 | 20 |
| BA19077 | Antimony, Total | mg/L | 0.000183 | 0.001 | 0.10 | 0.104 | 0.105 | 0.0962 | 0.085 to 0.115 | 104 | 70 to 130 | 0.957 | 20 |
| BA19077 | Potassium, Total | mg/L | 0.0167 | 0.3674 | 10.0 | 16.5 | 16.4 | 10.0 | 8.5 to 11.5 | 102 | 70 to 130 | 0.608 | 20 |
| BA19077 | Lithium, Total | mg/L | -0.0000198 | 0.0154 | 0.20 | 1.37 | 1.37 | 0.201 | 0.17 to 0.23 | 100 | 70 to 130 | 0.00 | 20 |
| BA19077 | Selenium, Total | mg/L | 0.0000338 | 0.001 | 0.10 | 0.102 | 0.103 | 0.103 | 0.085 to 0.115 | 102 | 70 to 130 | 0.976 | 20 |
| BA19077 | Cadmium, Total | mg/L | 0.0000000 | 0.0001474 | 0.10 | 0.101 | 0.101 | 0.0996 | 0.085 to 0.115 | 101 | 70 to 130 | 0.00 | 20 |
| BA19077 | Thallium, Total | mg/L | -0.000118 | 0.0001474 | 0.10 | 0.106 | 0.105 | 0.105 | 0.085 to 0.115 | 106 | 70 to 130 | 0.948 | 20 |
| BA19077 | Boron, Total | mg/L | 0.00112 | 0.0650254 | 1.00 | 1.75 | 1.74 | 0.993 | 0.85 to 1.15 | 104 | 70 to 130 | 0.573 | 20 |
| BA19077 | Iron, Total | mg/L | 0.000385 | 0.0176 | 0.2 | 0.948 | 0.942 | 0.198 | 0.17 to 0.23 | 98.0 | 70 to 130 | 0.635 | 20 |
| BA19077 | Lead, Total | mg/L | 0.0000071 | 0.0001474 | 0.10 | 0.112 | 0.109 | 0.108 | 0.085 to 0.115 | 112 | 70 to 130 | 2.71 | 20 |
| BA19333 | Manganese, Dissolved | mg/L | -0.0000134 | 0.0001474 | 0.10 | 0.0948 | 0.0976 | 0.1000 | 0.085 to 0.115 | 94.8 | 70 to 130 | 2.91 | 20 |

**Comments:** The client submitted filtered samples for dissolved analysis, but no MB or LCS were submitted. Therefore, dissolved data is qualified.
LBM 11/17/20

Reported: 11/20/2020
Version: 3.1
COA_CCR

Alabama Power
General Test Laboratory
744 County Road 87, GSC #8
Calera, AL 35040

Alabama Power

# Batch QC Summary

**Customer Account:** WMWMILAP
**Sample Date:** 10/14/20 11:54
**Customer ID:**
**Delivery Date:** 10/15/20 16:43

**Description:** Miller Ash Pond - MW-23A

**Laboratory ID Number:** BA19077

| Sample | Analysis | Units | MB | MB Limit | Spike | MS | Sample Duplicate | Standard | Standard Limit | Rec | Rec Limit | Prec | Prec Limit |
|---|---|---|---|---|---|---|---|---|---|---|---|---|---|
| BA19077 | Fluoride | mg/L | 0.0244 | 0.05 | 2.50 | 3.01 | 0.448 | 2.60 | 2.25 to 2.75 | 103 | 80 to 120 | 4.33 | 20 |
| BA19077 | Chloride | mg/L | 0.0322 | 0.50 | 1600 | 4030 | 2510 | 9.81 | 9 to 11 | 95.0 | 80 to 120 | 0.00 | 20 |
| BA19077 | Sulfate | mg/L | -0.416 | 0.50 | 20.0 | 24.1 | 5.48 | 19.0 | 18 to 22 | 93.0 | 80 to 120 | 0.546 | 20 |
| BA19077 | Solids, Dissolved | mg/L | 0.0000 | 25 | | | 4580 | 49.0 | 40 to 60 | | | 0.435 | 5 |
| BA19089 | Alkalinity, Total as CaCO3 | mg/L | | | | | 88.7 | 52.6 | 45.0 to 55.0 | | | 3.79 | 10 |

**Comments:** The client submitted filtered samples for dissolved analysis, but no MB or LCS were submitted. Therefore, dissolved data is qualified.
LBM 11/17/20

Reported: 11/20/2020
Version: 3.1
COA_CCR

Alabama Power
General Test Laboratory
744 County Road 87, GSC #8
Calera, AL 35040

# Certificate Of Analysis

Alabama Power

**Description:** Miller Ash Pond - MW-23

**Location Code:** WMWMILAP
**Collected:** 10/14/20 14:16
**Customer ID:**
**Submittal Date:** 10/15/20 16:43

**Laboratory ID Number:** BA19078

| Name | Prepared | Analyzed | Vio Spec | DF | Results | Units | MDL | RL | Q |
|---|---|---|---|---|---|---|---|---|---|
| ***Analytical Method: EPA 200.7*** | ***Analyst: RDA*** | | | | ***Preparation Method: EPA 1638*** | | | | |
| * Boron, Total | 11/3/20 09:00 | 11/4/20 10:00 | | 1.015 | 0.762 | mg/L | 0.03 | 0.1 | |
| * Calcium, Total | 11/3/20 09:00 | 11/4/20 11:34 | | 50.75 | 123 | mg/L | 5.075 | 25.375 | |
| * Iron, Total | 11/3/20 09:00 | 11/4/20 10:00 | | 1.015 | 2.72 | mg/L | 0.02 | 0.05 | |
| * Lithium, Total | 11/3/20 09:00 | 11/4/20 10:00 | | 1.015 | 1.20 | mg/L | 0.01 | 0.02 | |
| * Magnesium, Total | 11/3/20 09:00 | 11/4/20 11:34 | | 50.75 | 42.5 | mg/L | 5.075 | 25.375 | |
| * Sodium, Total | 11/3/20 09:00 | 11/4/20 11:34 | | 50.75 | 1460 | mg/L | 5.075 | 25.375 | |
| ***Analytical Method: EPA 200.7*** | ***Analyst: RDA*** | | | | | | | | |
| * Iron, Dissolved | 10/27/20 15:00 | 11/2/20 10:50 | | 1.015 | 2.50 | mg/L | 0.02 | 0.05 | |
| ***Analytical Method: EPA 200.8*** | ***Analyst: DLJ*** | | | | ***Preparation Method: EPA 1638*** | | | | |
| * Antimony, Total | 10/30/20 11:47 | 11/2/20 11:39 | | 1.015 | Not Detected | mg/L | 0.0008 | 0.003 | U |
| * Arsenic, Total | 10/30/20 11:47 | 11/2/20 11:39 | | 1.015 | Not Detected | mg/L | 0.001 | 0.005 | U |
| * Barium, Total | 10/30/20 11:47 | 11/5/20 10:10 | | 10.15 | 12.4 | mg/L | 0.0203 | 0.1015 | |
| * Beryllium, Total | 10/30/20 11:47 | 11/2/20 11:39 | | 1.015 | Not Detected | mg/L | 0.0006 | 0.003 | U |
| * Cadmium, Total | 10/30/20 11:47 | 11/2/20 11:39 | | 1.015 | Not Detected | mg/L | 0.0003 | 0.001 | U |
| * Chromium, Total | 10/30/20 11:47 | 11/2/20 11:39 | | 1.015 | Not Detected | mg/L | 0.002 | 0.01 | U |
| * Cobalt, Total | 10/30/20 11:47 | 11/2/20 11:39 | | 1.015 | Not Detected | mg/L | 0.002 | 0.005 | U |
| * Lead, Total | 10/30/20 11:47 | 11/2/20 11:39 | | 1.015 | Not Detected | mg/L | 0.001 | 0.005 | U |
| * Molybdenum, Total | 10/30/20 11:47 | 11/2/20 11:39 | | 1.015 | 0.00351 | mg/L | 0.002 | 0.01 | J |
| * Potassium, Total | 10/30/20 11:47 | 11/2/20 11:39 | | 1.015 | 6.46 | mg/L | 0.3 | 2.5 | |
| * Manganese, Total | 10/30/20 11:47 | 11/2/20 11:39 | | 1.015 | 0.122 | mg/L | 0.001 | 0.005 | |
| * Selenium, Total | 10/30/20 11:47 | 11/2/20 11:39 | | 1.015 | Not Detected | mg/L | 0.002 | 0.01 | U |
| * Thallium, Total | 10/30/20 11:47 | 11/2/20 11:39 | | 1.015 | Not Detected | mg/L | 0.0002 | 0.001 | U |
| ***Analytical Method: EPA 200.8*** | ***Analyst: DLJ*** | | | | | | | | |
| * Manganese, Dissolved | 11/2/20 13:48 | 11/4/20 13:06 | | 1.015 | 0.117 | mg/L | 0.001 | 0.005 | |
| ***Analytical Method: EPA 245.1*** | ***Analyst: GAS*** | | | | | | | | |
| * Mercury, Total by CVAA | 10/20/20 09:14 | 10/21/20 12:39 | | 1 | Not Detected | mg/L | 0.0003 | 0.0005 | U |
| ***Analytical Method: SM 2320 B*** | ***Analyst: JAG*** | | | | | | | | |
| Alkalinity, Total as CaCO3 | 10/22/20 09:12 | 10/22/20 11:02 | | 1 | 296 | mg/L | | 0.1 | |
| ***Analytical Method: SM 2540C*** | ***Analyst: TJW*** | | | | | | | | |
| * Solids, Dissolved | 10/16/20 12:00 | 10/20/20 08:15 | | 1 | 4840 | mg/L | | 500 | |

MDL's and RL's are adjusted for sample dilution, as applicable

**Comments:** The client submitted filtered samples for dissolved analysis, but no MB or LCS were submitted. Therefore, dissolved data is qualified.
LBM 11/17/20

Alabama Power
General Test Laboratory
744 County Road 87, GSC #8
Calera, AL 35040

# *Certificate Of Analysis*

Alabama Power

**Description:** Miller Ash Pond - MW-23

**Location Code:** WMWMILAP
**Collected:** 10/14/20 14:16
**Customer ID:**
**Submittal Date:** 10/15/20 16:43

**Laboratory ID Number:** BA19078

| Name | Prepared | Analyzed | Vio Spec | DF | Results | Units | MDL | RL | Q |
|---|---|---|---|---|---|---|---|---|---|
| ***Analytical Method: SM 4500CO2 D*** | ***Analyst: JAG*** | | | | | | | | |
| Bicarbonate Alkalinity, (calc.) | 10/22/20 09:12 | 10/22/20 11:02 | | 1 | 295 | mg/L | | | |
| Carbonate Alkalinity, (calc.) | 10/22/20 09:12 | 10/22/20 11:02 | | 1 | 0.80 | mg/L | | | |
| ***Analytical Method: SM4500Cl E*** | ***Analyst: JCC*** | | | | | | | | |
| * Chloride | 10/28/20 11:05 | 10/28/20 11:05 | | 200 | 2440 | mg/L | 100.00 | 200 | |
| ***Analytical Method: SM4500F G 2017*** | ***Analyst: JCC*** | | | | | | | | |
| * Fluoride | 10/30/20 12:06 | 10/30/20 12:06 | | 1 | 0.422 | mg/L | 0.06 | 0.1 | |
| ***Analytical Method: SM4500SO4 E 2011*** | ***Analyst: JCC*** | | | | | | | | |
| * Sulfate | 10/19/20 11:06 | 10/19/20 11:06 | | 1 | 1.10 | mg/L | 0.50 | 1 | |
| ***Analytical Method: Field Measurements*** | ***Analyst: DKG*** | | | | | | | | |
| Conductivity | 10/14/20 14:13 | 10/14/20 14:13 | | | 7703.34 | uS/cm | | | FA |
| pH | 10/14/20 14:13 | 10/14/20 14:13 | | | 7.66 | SU | | | FA |
| Temperature | 10/14/20 14:13 | 10/14/20 14:13 | | | 20.34 | C | | | FA |
| Turbidity | 10/14/20 14:13 | 10/14/20 14:13 | | | 1.6 | NTU | | | FA |

MDL's and RL's are adjusted for sample dilution, as applicable

**Comments:** The client submitted filtered samples for dissolved analysis, but no MB or LCS were submitted. Therefore, dissolved data is qualified.
LBM 11/17/20

Reported: 11/20/2020
Version: 3.1
COA_CCR

Alabama Power
General Test Laboratory
744 County Road 87, GSC #8
Calera, AL 35040

# Batch QC Summary

Alabama Power

**Customer Account:** WMWMILAP
**Sample Date:** 10/14/20 14:16
**Customer ID:**
**Delivery Date:** 10/15/20 16:43

**Description:** Miller Ash Pond - MW-23

**Laboratory ID Number:** BA19078

| Sample | Analysis | Units | MB | MB Limit | Spike | MS | MSD | Standard | Standard Limit | Rec | Rec Limit | Prec | Prec Limit |
|---|---|---|---|---|---|---|---|---|---|---|---|---|---|
| BA19087 | Lead, Total | mg/L | 0.0000071 | 0.0001474 | 0.10 | 0.108 | 0.108 | 0.108 | 0.085 to 0.115 | 108 | 70 to 130 | 0.00 | 20 |
| BA19087 | Lithium, Total | mg/L | -0.0000198 | 0.0154 | 0.20 | 0.295 | 0.297 | 0.201 | 0.17 to 0.23 | 118 | 70 to 130 | 0.676 | 20 |
| BA19087 | Magnesium, Total | mg/L | -0.0000539 | 0.0462 | 5.00 | 54.8 | 53.2 | 5.02 | 4.25 to 5.75 | 128 | 70 to 130 | 2.96 | 20 |
| BA19087 | Calcium, Total | mg/L | 0.000658 | 0.1518 | 5.00 | 208 | 202 | 5.10 | 4.25 to 5.75 | 220 | 70 to 130 | 2.93 | 20 |
| BA19087 | Molybdenum, Total | mg/L | 0.0000095 | 0.0001474 | 0.10 | 0.107 | 0.106 | 0.100 | 0.085 to 0.115 | 107 | 70 to 130 | 0.939 | 20 |
| BA19087 | Arsenic, Total | mg/L | 0.0000156 | 0.0001474 | 0.10 | 0.110 | 0.110 | 0.104 | 0.085 to 0.115 | 110 | 70 to 130 | 0.00 | 20 |
| BA19087 | Barium, Total | mg/L | -0.0000146 | 0.0002 | 0.10 | 0.118 | 0.118 | 0.0965 | 0.085 to 0.115 | 99.9 | 70 to 130 | 0.00 | 20 |
| BA19087 | Manganese, Total | mg/L | 0.0000202 | 0.0001474 | 0.10 | 0.919 | 0.958 | 0.100 | 0.085 to 0.115 | 87.0 | 70 to 130 | 4.16 | 20 |
| BA19087 | Sodium, Total | mg/L | 0.00106 | 0.044 | 5.00 | 35.3 | 35.3 | 4.98 | 4.25 to 5.75 | 104 | 70 to 130 | 0.00 | 20 |
| BA19087 | Iron, Total | mg/L | 0.000385 | 0.0176 | 0.2 | 0.711 | 0.718 | 0.198 | 0.17 to 0.23 | 93.5 | 70 to 130 | 0.980 | 20 |
| BA19087 | Mercury, Total by CVAA | mg/L | 0.0000175 | 0.0005 | 0.004 | 0.00386 | 0.00388 | 0.00400 | 0.0034 to 0.0046 | 96.5 | 70 to 130 | 0.517 | 20 |
| BA19087 | Antimony, Total | mg/L | 0.000183 | 0.001 | 0.10 | 0.104 | 0.100 | 0.0962 | 0.085 to 0.115 | 104 | 70 to 130 | 3.92 | 20 |
| BA19333 | Manganese, Dissolved | mg/L | -0.0000134 | 0.0001474 | 0.10 | 0.0948 | 0.0976 | 0.1000 | 0.085 to 0.115 | 94.8 | 70 to 130 | 2.91 | 20 |
| BA19087 | Chromium, Total | mg/L | -0.0000094 | 0.00044 | 0.10 | 0.107 | 0.110 | 0.105 | 0.085 to 0.115 | 107 | 70 to 130 | 2.76 | 20 |
| BA19087 | Selenium, Total | mg/L | 0.0000338 | 0.001 | 0.10 | 0.106 | 0.105 | 0.103 | 0.085 to 0.115 | 106 | 70 to 130 | 0.948 | 20 |
| BA19087 | Beryllium, Total | mg/L | 0.0000250 | 0.00088 | 0.10 | 0.0998 | 0.0992 | 0.0970 | 0.085 to 0.115 | 99.8 | 70 to 130 | 0.603 | 20 |
| BA19087 | Boron, Total | mg/L | 0.00112 | 0.0650254 | 1.00 | 1.48 | 1.48 | 0.993 | 0.85 to 1.15 | 100 | 70 to 130 | 0.00 | 20 |
| BA19079 | Iron, Dissolved | mg/L | 0.000375 | 0.0176 | 0.2 | 3.39 | 3.39 | 0.203 | 0.17 to 0.23 | 120 | 70 to 130 | 0.00 | 20 |
| BA19087 | Cadmium, Total | mg/L | 0.0000000 | 0.0001474 | 0.10 | 0.0994 | 0.0993 | 0.0996 | 0.085 to 0.115 | 99.4 | 70 to 130 | 0.101 | 20 |
| BA19087 | Cobalt, Total | mg/L | -0.000120 | 0.0001474 | 0.10 | 0.109 | 0.113 | 0.105 | 0.085 to 0.115 | 105 | 70 to 130 | 3.60 | 20 |
| BA19087 | Potassium, Total | mg/L | 0.0167 | 0.3674 | 10.0 | 17.0 | 17.3 | 10.0 | 8.5 to 11.5 | 105 | 70 to 130 | 1.75 | 20 |
| BA19087 | Thallium, Total | mg/L | -0.000118 | 0.0001474 | 0.10 | 0.103 | 0.106 | 0.105 | 0.085 to 0.115 | 103 | 70 to 130 | 2.87 | 20 |

**Comments:** The client submitted filtered samples for dissolved analysis, but no MB or LCS were submitted. Therefore, dissolved data is qualified.
LBM 11/17/20

Reported: 11/20/2020
Version: 3.1
COA_CCR

Alabama Power
General Test Laboratory
744 County Road 87, GSC #8
Calera, AL 35040

Alabama Power

# Batch QC Summary

**Customer Account:** WMWMILAP
**Sample Date:** 10/14/20 14:16
**Customer ID:**
**Delivery Date:** 10/15/20 16:43

**Description:** Miller Ash Pond - MW-23

**Laboratory ID Number:** BA19078

| Sample | Analysis | Units | MB | MB Limit | Spike | MS | Sample Duplicate | Standard | Standard Limit | Rec | Rec Limit | Prec | Prec Limit |
|---|---|---|---|---|---|---|---|---|---|---|---|---|---|
| BA19089 | Alkalinity, Total as CaCO3 | mg/L | | | | | 88.7 | 52.6 | 45.0 to 55.0 | | | 3.79 | 10 |
| BA19087 | Chloride | mg/L | 0.00813 | 0.50 | 50.0 | 80.7 | 31.6 | 9.81 | 9 to 11 | 90.4 | 80 to 120 | 11.6 | 20 |
| BA19087 | Fluoride | mg/L | 0.0145 | 0.05 | 2.50 | 2.61 | 0.137 | 2.59 | 2.25 to 2.75 | 99.2 | 80 to 120 | 4.48 | 20 |
| BA19087 | Sulfate | mg/L | -0.395 | 0.50 | 800 | 1360 | 568 | 18.8 | 18 to 22 | 98.6 | 80 to 120 | 0.527 | 20 |
| BA19089 | Solids, Dissolved | mg/L | 0.0000 | 25 | | | 1180 | 49.0 | 40 to 60 | | | 0.426 | 5 |

**Comments:** The client submitted filtered samples for dissolved analysis, but no MB or LCS were submitted. Therefore, dissolved data is qualified.
LBM 11/17/20

Reported: 11/20/2020
Version: 3.1
COA_CCR

Alabama Power
General Test Laboratory
744 County Road 87, GSC #8
Calera, AL 35040

# Certificate Of Analysis

Alabama Power

**Description:** Miller Ash Pond - MW-9DR

**Location Code:** WMWMILAP
**Collected:** 10/15/20 09:04
**Customer ID:**
**Submittal Date:** 10/15/20 16:43

**Laboratory ID Number:** BA19079

| Name | Prepared | Analyzed | Vio Spec | DF | Results | Units | MDL | RL | Q |
|---|---|---|---|---|---|---|---|---|---|
| ***Analytical Method: EPA 200.7*** | ***Analyst: RDA*** | | | | ***Preparation Method: EPA 1638*** | | | | |
| * Boron, Total | 11/3/20 09:00 | 11/4/20 10:03 | | 1.015 | Not Detected | mg/L | 0.03 | 0.1 | U |
| * Calcium, Total | 11/3/20 09:00 | 11/4/20 11:37 | | 10.15 | 98.7 | mg/L | 1.015 | 5.075 | |
| * Iron, Total | 11/3/20 09:00 | 11/4/20 10:03 | | 1.015 | 3.25 | mg/L | 0.02 | 0.05 | |
| * Lithium, Total | 11/3/20 09:00 | 11/4/20 10:03 | | 1.015 | 0.0815 | mg/L | 0.01 | 0.02 | |
| * Magnesium, Total | 11/3/20 09:00 | 11/4/20 11:37 | | 10.15 | 50.6 | mg/L | 1.015 | 5.075 | |
| * Sodium, Total | 11/3/20 09:00 | 11/4/20 10:03 | | 1.015 | 29.6 | mg/L | 0.1 | 0.5 | |
| ***Analytical Method: EPA 200.7*** | ***Analyst: RDA*** | | | | | | | | |
| * Iron, Dissolved | 10/27/20 15:00 | 11/2/20 10:53 | | 1.015 | 3.15 | mg/L | 0.02 | 0.05 | |
| ***Analytical Method: EPA 200.8*** | ***Analyst: DLJ*** | | | | ***Preparation Method: EPA 1638*** | | | | |
| * Antimony, Total | 10/30/20 11:47 | 11/2/20 11:42 | | 1.015 | Not Detected | mg/L | 0.0008 | 0.003 | U |
| * Arsenic, Total | 10/30/20 11:47 | 11/2/20 11:42 | | 1.015 | Not Detected | mg/L | 0.001 | 0.005 | U |
| * Barium, Total | 10/30/20 11:47 | 11/2/20 11:42 | | 1.015 | 0.0408 | mg/L | 0.002 | 0.01 | |
| * Beryllium, Total | 10/30/20 11:47 | 11/2/20 11:42 | | 1.015 | Not Detected | mg/L | 0.0006 | 0.003 | U |
| * Cadmium, Total | 10/30/20 11:47 | 11/2/20 11:42 | | 1.015 | Not Detected | mg/L | 0.0003 | 0.001 | U |
| * Chromium, Total | 10/30/20 11:47 | 11/2/20 11:42 | | 1.015 | Not Detected | mg/L | 0.002 | 0.01 | U |
| * Cobalt, Total | 10/30/20 11:47 | 11/2/20 11:42 | | 1.015 | Not Detected | mg/L | 0.002 | 0.005 | U |
| * Lead, Total | 10/30/20 11:47 | 11/2/20 11:42 | | 1.015 | Not Detected | mg/L | 0.001 | 0.005 | U |
| * Molybdenum, Total | 10/30/20 11:47 | 11/2/20 11:42 | | 1.015 | Not Detected | mg/L | 0.002 | 0.01 | U |
| * Potassium, Total | 10/30/20 11:47 | 11/2/20 11:42 | | 1.015 | 2.33 | mg/L | 0.3 | 2.5 | J |
| * Manganese, Total | 10/30/20 11:47 | 11/2/20 11:42 | | 1.015 | 0.173 | mg/L | 0.001 | 0.005 | |
| * Selenium, Total | 10/30/20 11:47 | 11/2/20 11:42 | | 1.015 | Not Detected | mg/L | 0.002 | 0.01 | U |
| * Thallium, Total | 10/30/20 11:47 | 11/2/20 11:42 | | 1.015 | Not Detected | mg/L | 0.0002 | 0.001 | U |
| ***Analytical Method: EPA 200.8*** | ***Analyst: DLJ*** | | | | | | | | |
| * Manganese, Dissolved | 11/2/20 13:48 | 11/4/20 13:25 | | 1.015 | 0.168 | mg/L | 0.001 | 0.005 | |
| ***Analytical Method: EPA 245.1*** | ***Analyst: GAS*** | | | | | | | | |
| * Mercury, Total by CVAA | 10/20/20 09:14 | 10/21/20 12:41 | | 1 | Not Detected | mg/L | 0.0003 | 0.0005 | U |
| ***Analytical Method: SM 2320 B*** | ***Analyst: JAG*** | | | | | | | | |
| Alkalinity, Total as CaCO3 | 10/22/20 09:12 | 10/22/20 11:02 | | 1 | 161 | mg/L | | 0.1 | |
| ***Analytical Method: SM 2540C*** | ***Analyst: TJW*** | | | | | | | | |
| * Solids, Dissolved | 10/19/20 12:05 | 10/21/20 09:15 | | 1 | 654 | mg/L | | 50 | |

MDL's and RL's are adjusted for sample dilution, as applicable

**Comments:** The client submitted filtered samples for dissolved analysis, but no MB or LCS were submitted. Therefore, dissolved data is qualified.
LBM 11/17/20

Alabama Power
General Test Laboratory
744 County Road 87, GSC #8
Calera, AL 35040

# *Certificate Of Analysis*

Alabama Power

**Description:** Miller Ash Pond - MW-9DR

**Location Code:** WMWMILAP
**Collected:** 10/15/20 09:04
**Customer ID:**
**Submittal Date:** 10/15/20 16:43

**Laboratory ID Number:** BA19079

| Name | Prepared | Analyzed | Vio Spec | DF | Results | Units | MDL | RL | Q |
|---|---|---|---|---|---|---|---|---|---|
| ***Analytical Method: SM 4500CO2 D*** | ***Analyst: JAG*** | | | | | | | | |
| Bicarbonate Alkalinity, (calc.) | 10/22/20 09:12 | 10/22/20 11:02 | | 1 | 161 | mg/L | | | |
| Carbonate Alkalinity, (calc.) | 10/22/20 09:12 | 10/22/20 11:02 | | 1 | 0.09 | mg/L | | | |
| ***Analytical Method: SM4500Cl E*** | ***Analyst: JCC*** | | | | | | | | |
| * Chloride | 10/28/20 11:07 | 10/28/20 11:07 | | 1 | 6.21 | mg/L | 0.50 | 1 | |
| ***Analytical Method: SM4500F G 2017*** | ***Analyst: JCC*** | | | | | | | | |
| * Fluoride | 10/30/20 12:07 | 10/30/20 12:07 | | 1 | 0.129 | mg/L | 0.06 | 0.1 | |
| ***Analytical Method: SM4500SO4 E 2011*** | ***Analyst: JCC*** | | | | | | | | |
| * Sulfate | 10/19/20 11:07 | 10/19/20 11:07 | | 20 | 303 | mg/L | 10.00 | 20 | |
| ***Analytical Method: Field Measurements*** | ***Analyst: DKG*** | | | | | | | | |
| Conductivity | 10/15/20 09:00 | 10/15/20 09:00 | | | 845.53 | uS/cm | | | FA |
| pH | 10/15/20 09:00 | 10/15/20 09:00 | | | 6.67 | SU | | | FA |
| Temperature | 10/15/20 09:00 | 10/15/20 09:00 | | | 16.72 | C | | | FA |
| Turbidity | 10/15/20 09:00 | 10/15/20 09:00 | | | 6.2 | NTU | | | FA |

MDL's and RL's are adjusted for sample dilution, as applicable

**Comments:** The client submitted filtered samples for dissolved analysis, but no MB or LCS were submitted. Therefore, dissolved data is qualified.
LBM 11/17/20

Reported: 11/20/2020
Version: 3.1
COA_CCR

Alabama Power
General Test Laboratory
744 County Road 87, GSC #8
Calera, AL 35040

# Batch QC Summary

Alabama Power

**Customer Account:** WMWMILAP
**Sample Date:** 10/15/20 09:04
**Customer ID:**
**Delivery Date:** 10/15/20 16:43

**Description:** Miller Ash Pond - MW-9DR

**Laboratory ID Number:** BA19079

| Sample | Analysis | Units | MB | MB Limit | Spike | MS | MSD | Standard | Standard Limit | Rec | Rec Limit | Prec | Prec Limit |
|---|---|---|---|---|---|---|---|---|---|---|---|---|---|
| BA19087 | Chromium, Total | mg/L | -0.0000094 | 0.00044 | 0.10 | 0.107 | 0.110 | 0.105 | 0.085 to 0.115 | 107 | 70 to 130 | 2.76 | 20 |
| BA19087 | Selenium, Total | mg/L | 0.0000338 | 0.001 | 0.10 | 0.106 | 0.105 | 0.103 | 0.085 to 0.115 | 106 | 70 to 130 | 0.948 | 20 |
| BA19087 | Lithium, Total | mg/L | -0.0000198 | 0.0154 | 0.20 | 0.295 | 0.297 | 0.201 | 0.17 to 0.23 | 118 | 70 to 130 | 0.676 | 20 |
| BA19087 | Magnesium, Total | mg/L | -0.0000539 | 0.0462 | 5.00 | 54.8 | 53.2 | 5.02 | 4.25 to 5.75 | 128 | 70 to 130 | 2.96 | 20 |
| BA19087 | Calcium, Total | mg/L | 0.000658 | 0.1518 | 5.00 | 208 | 202 | 5.10 | 4.25 to 5.75 | 220 | 70 to 130 | 2.93 | 20 |
| BA19087 | Molybdenum, Total | mg/L | 0.0000095 | 0.0001474 | 0.10 | 0.107 | 0.106 | 0.100 | 0.085 to 0.115 | 107 | 70 to 130 | 0.939 | 20 |
| BA19087 | Beryllium, Total | mg/L | 0.0000250 | 0.00088 | 0.10 | 0.0998 | 0.0992 | 0.0970 | 0.085 to 0.115 | 99.8 | 70 to 130 | 0.603 | 20 |
| BA19087 | Boron, Total | mg/L | 0.00112 | 0.0650254 | 1.00 | 1.48 | 1.48 | 0.993 | 0.85 to 1.15 | 100 | 70 to 130 | 0.00 | 20 |
| BA19087 | Arsenic, Total | mg/L | 0.0000156 | 0.0001474 | 0.10 | 0.110 | 0.110 | 0.104 | 0.085 to 0.115 | 110 | 70 to 130 | 0.00 | 20 |
| BA19087 | Barium, Total | mg/L | -0.0000146 | 0.0002 | 0.10 | 0.118 | 0.118 | 0.0965 | 0.085 to 0.115 | 99.9 | 70 to 130 | 0.00 | 20 |
| BA19087 | Manganese, Total | mg/L | 0.0000202 | 0.0001474 | 0.10 | 0.919 | 0.958 | 0.100 | 0.085 to 0.115 | 87.0 | 70 to 130 | 4.16 | 20 |
| BA19087 | Sodium, Total | mg/L | 0.00106 | 0.044 | 5.00 | 35.3 | 35.3 | 4.98 | 4.25 to 5.75 | 104 | 70 to 130 | 0.00 | 20 |
| BA19087 | Iron, Total | mg/L | 0.000385 | 0.0176 | 0.2 | 0.711 | 0.718 | 0.198 | 0.17 to 0.23 | 93.5 | 70 to 130 | 0.980 | 20 |
| BA19087 | Mercury, Total by CVAA | mg/L | 0.0000175 | 0.0005 | 0.004 | 0.00386 | 0.00388 | 0.00400 | 0.0034 to 0.0046 | 96.5 | 70 to 130 | 0.517 | 20 |
| BA19087 | Antimony, Total | mg/L | 0.000183 | 0.001 | 0.10 | 0.104 | 0.100 | 0.0962 | 0.085 to 0.115 | 104 | 70 to 130 | 3.92 | 20 |
| BA19079 | Iron, Dissolved | mg/L | 0.000375 | 0.0176 | 0.2 | 3.39 | 3.39 | 0.203 | 0.17 to 0.23 | 120 | 70 to 130 | 0.00 | 20 |
| BA19087 | Cadmium, Total | mg/L | 0.0000000 | 0.0001474 | 0.10 | 0.0994 | 0.0993 | 0.0996 | 0.085 to 0.115 | 99.4 | 70 to 130 | 0.101 | 20 |
| BA19087 | Cobalt, Total | mg/L | -0.000120 | 0.0001474 | 0.10 | 0.109 | 0.113 | 0.105 | 0.085 to 0.115 | 105 | 70 to 130 | 3.60 | 20 |
| BA19087 | Potassium, Total | mg/L | 0.0167 | 0.3674 | 10.0 | 17.0 | 17.3 | 10.0 | 8.5 to 11.5 | 105 | 70 to 130 | 1.75 | 20 |
| BA19087 | Thallium, Total | mg/L | -0.000118 | 0.0001474 | 0.10 | 0.103 | 0.106 | 0.105 | 0.085 to 0.115 | 103 | 70 to 130 | 2.87 | 20 |
| BA19087 | Lead, Total | mg/L | 0.0000071 | 0.0001474 | 0.10 | 0.108 | 0.108 | 0.108 | 0.085 to 0.115 | 108 | 70 to 130 | 0.00 | 20 |
| BA19088 | Manganese, Dissolved | mg/L | -0.0000134 | 0.0001474 | 0.100 | 3.37 | 3.55 | 0.1000 | 0.085 to 0.115 | -50.0 | 70 to 130 | 5.20 | 20 |

**Comments:** The client submitted filtered samples for dissolved analysis, but no MB or LCS were submitted. Therefore, dissolved data is qualified.
LBM 11/17/20

Reported: 11/20/2020
Version: 3.1
COA_CCR

Alabama Power
General Test Laboratory
744 County Road 87, GSC #8
Calera, AL 35040

Alabama Power

# Batch QC Summary

**Customer Account:** WMWMILAP
**Sample Date:** 10/15/20 09:04
**Customer ID:**
**Delivery Date:** 10/15/20 16:43

**Description:** Miller Ash Pond - MW-9DR

**Laboratory ID Number:** BA19079

| Sample | Analysis | Units | MB | MB Limit | Spike | MS | Sample Duplicate | Standard | Standard Limit | Rec | Rec Limit | Prec | Prec Limit |
|---|---|---|---|---|---|---|---|---|---|---|---|---|---|
| BA19089 | Alkalinity, Total as CaCO3 | mg/L | | | | | 88.7 | 52.6 | 45.0 to 55.0 | | | 3.79 | 10 |
| BA19080 | Solids, Dissolved | mg/L | 2.00 | 25 | | | 712 | 55.0 | 40 to 60 | | | 1.86 | 5 |
| BA19087 | Sulfate | mg/L | -0.395 | 0.50 | 800 | 1360 | 568 | 18.8 | 18 to 22 | 98.6 | 80 to 120 | 0.527 | 20 |
| BA19087 | Chloride | mg/L | 0.00813 | 0.50 | 50.0 | 80.7 | 31.6 | 9.81 | 9 to 11 | 90.4 | 80 to 120 | 11.6 | 20 |
| BA19087 | Fluoride | mg/L | 0.0145 | 0.05 | 2.50 | 2.61 | 0.137 | 2.59 | 2.25 to 2.75 | 99.2 | 80 to 120 | 4.48 | 20 |

**Comments:** The client submitted filtered samples for dissolved analysis, but no MB or LCS were submitted. Therefore, dissolved data is qualified.
LBM 11/17/20

Reported: 11/20/2020
Version: 3.1
COA_CCR

Alabama Power
General Test Laboratory
744 County Road 87, GSC #8
Calera, AL 35040

# Certificate Of Analysis

Alabama Power

**Description:** Miller Ash Pond - MW-9SR

**Location Code:** WMWMILAP
**Collected:** 10/15/20 10:14
**Customer ID:**
**Submittal Date:** 10/15/20 16:43

**Laboratory ID Number:** BA19080

| Name | Prepared | Analyzed | Vio Spec | DF | Results | Units | MDL | RL | Q |
|---|---|---|---|---|---|---|---|---|---|
| ***Analytical Method: EPA 200.7*** | ***Analyst: RDA*** | | | | ***Preparation Method: EPA 1638*** | | | | |
| * Boron, Total | 11/3/20 09:00 | 11/4/20 10:07 | | 1.015 | 0.110 | mg/L | 0.03 | 0.1 | |
| * Calcium, Total | 11/3/20 09:00 | 11/4/20 11:41 | | 10.15 | 99.8 | mg/L | 1.015 | 5.075 | |
| * Iron, Total | 11/3/20 09:00 | 11/4/20 11:41 | | 10.15 | 6.68 | mg/L | 0.203 | 0.5075 | |
| * Lithium, Total | 11/3/20 09:00 | 11/4/20 10:07 | | 1.015 | 0.0413 | mg/L | 0.01 | 0.02 | |
| * Magnesium, Total | 11/3/20 09:00 | 11/4/20 11:41 | | 10.15 | 49.8 | mg/L | 1.015 | 5.075 | |
| * Sodium, Total | 11/3/20 09:00 | 11/4/20 10:07 | | 1.015 | 33.0 | mg/L | 0.1 | 0.5 | |
| ***Analytical Method: EPA 200.7*** | ***Analyst: RDA*** | | | | | | | | |
| * Iron, Dissolved | 10/27/20 15:00 | 11/2/20 12:07 | | 10.15 | 6.67 | mg/L | 0.203 | 0.5075 | |
| ***Analytical Method: EPA 200.8*** | ***Analyst: DLJ*** | | | | ***Preparation Method: EPA 1638*** | | | | |
| * Antimony, Total | 10/30/20 11:47 | 11/2/20 11:44 | | 1.015 | Not Detected | mg/L | 0.0008 | 0.003 | U |
| * Arsenic, Total | 10/30/20 11:47 | 11/2/20 11:44 | | 1.015 | 0.00160 | mg/L | 0.001 | 0.005 | J |
| * Barium, Total | 10/30/20 11:47 | 11/2/20 11:44 | | 1.015 | 0.0274 | mg/L | 0.002 | 0.01 | |
| * Beryllium, Total | 10/30/20 11:47 | 11/2/20 11:44 | | 1.015 | Not Detected | mg/L | 0.0006 | 0.003 | U |
| * Cadmium, Total | 10/30/20 11:47 | 11/2/20 11:44 | | 1.015 | Not Detected | mg/L | 0.0003 | 0.001 | U |
| * Chromium, Total | 10/30/20 11:47 | 11/2/20 11:44 | | 1.015 | Not Detected | mg/L | 0.002 | 0.01 | U |
| * Cobalt, Total | 10/30/20 11:47 | 11/2/20 11:44 | | 1.015 | Not Detected | mg/L | 0.002 | 0.005 | U |
| * Lead, Total | 10/30/20 11:47 | 11/2/20 11:44 | | 1.015 | Not Detected | mg/L | 0.001 | 0.005 | U |
| * Molybdenum, Total | 10/30/20 11:47 | 11/2/20 11:44 | | 1.015 | 0.00213 | mg/L | 0.002 | 0.01 | J |
| * Potassium, Total | 10/30/20 11:47 | 11/2/20 11:44 | | 1.015 | 4.30 | mg/L | 0.3 | 2.5 | |
| * Manganese, Total | 10/30/20 11:47 | 11/2/20 11:44 | | 1.015 | 0.585 | mg/L | 0.001 | 0.005 | |
| * Selenium, Total | 10/30/20 11:47 | 11/2/20 11:44 | | 1.015 | Not Detected | mg/L | 0.002 | 0.01 | U |
| * Thallium, Total | 10/30/20 11:47 | 11/2/20 11:44 | | 1.015 | Not Detected | mg/L | 0.0002 | 0.001 | U |
| ***Analytical Method: EPA 200.8*** | ***Analyst: DLJ*** | | | | | | | | |
| * Manganese, Dissolved | 11/2/20 13:48 | 11/4/20 13:27 | | 1.015 | 0.551 | mg/L | 0.001 | 0.005 | |
| ***Analytical Method: EPA 245.1*** | ***Analyst: GAS*** | | | | | | | | |
| * Mercury, Total by CVAA | 10/20/20 09:14 | 10/21/20 12:44 | | 1 | Not Detected | mg/L | 0.0003 | 0.0005 | U |
| ***Analytical Method: SM 2320 B*** | ***Analyst: JAG*** | | | | | | | | |
| Alkalinity, Total as CaCO3 | 10/22/20 09:12 | 10/22/20 11:02 | | 1 | 165 | mg/L | | 0.1 | |
| ***Analytical Method: SM 2540C*** | ***Analyst: TJW*** | | | | | | | | |
| * Solids, Dissolved | 10/19/20 12:05 | 10/21/20 09:15 | | 1 | 686 | mg/L | | 50 | |

MDL's and RL's are adjusted for sample dilution, as applicable

**Comments:** The client submitted filtered samples for dissolved analysis, but no MB or LCS were submitted. Therefore, dissolved data is qualified.
LBM 11/17/20

Reported: 11/20/2020
Version: 3.1
COA_CCR

Alabama Power
General Test Laboratory
744 County Road 87, GSC #8
Calera, AL 35040

# Certificate Of Analysis

Alabama Power

**Description:** Miller Ash Pond - MW-9SR

**Location Code:** WMWMILAP
**Collected:** 10/15/20 10:14
**Customer ID:**
**Submittal Date:** 10/15/20 16:43

**Laboratory ID Number:** BA19080

| Name | Prepared | Analyzed | Vio Spec | DF | Results | Units | MDL | RL | Q |
|---|---|---|---|---|---|---|---|---|---|
| ***Analytical Method: SM 4500CO2 D*** | ***Analyst: JAG*** | | | | | | | | |
| Bicarbonate Alkalinity, (calc.) | 10/22/20 09:12 | 10/22/20 11:02 | | 1 | 165 | mg/L | | | |
| Carbonate Alkalinity, (calc.) | 10/22/20 09:12 | 10/22/20 11:02 | | 1 | 0.06 | mg/L | | | |
| ***Analytical Method: SM4500Cl E*** | ***Analyst: JCC*** | | | | | | | | |
| * Chloride | 10/28/20 11:08 | 10/28/20 11:08 | | 1 | 12.5 | mg/L | 0.50 | 1 | |
| ***Analytical Method: SM4500F G 2017*** | ***Analyst: JCC*** | | | | | | | | |
| * Fluoride | 10/30/20 12:08 | 10/30/20 12:08 | | 1 | 0.114 | mg/L | 0.06 | 0.1 | |
| ***Analytical Method: SM4500SO4 E 2011*** | ***Analyst: JCC*** | | | | | | | | |
| * Sulfate | 10/19/20 11:09 | 10/19/20 11:09 | | 20 | 339 | mg/L | 10.00 | 20 | |
| ***Analytical Method: Field Measurements*** | ***Analyst: DKG*** | | | | | | | | |
| Conductivity | 10/15/20 10:11 | 10/15/20 10:11 | | | 906.76 | uS/cm | | | FA |
| pH | 10/15/20 10:11 | 10/15/20 10:11 | | | 6.42 | SU | | | FA |
| Temperature | 10/15/20 10:11 | 10/15/20 10:11 | | | 16.82 | C | | | FA |
| Turbidity | 10/15/20 10:11 | 10/15/20 10:11 | | | 0.61 | NTU | | | FA |

MDL's and RL's are adjusted for sample dilution, as applicable

**Comments:** The client submitted filtered samples for dissolved analysis, but no MB or LCS were submitted. Therefore, dissolved data is qualified.
LBM 11/17/20

Reported: 11/20/2020
Version: 3.1
COA_CCR

Alabama Power
General Test Laboratory
744 County Road 87, GSC #8
Calera, AL 35040

# Batch QC Summary

Alabama Power

**Customer Account:** WMWMILAP
**Sample Date:** 10/15/20 10:14
**Customer ID:**
**Delivery Date:** 10/15/20 16:43

**Description:** Miller Ash Pond - MW-9SR

**Laboratory ID Number:** BA19080

| Sample | Analysis | Units | MB | MB Limit | Spike | MS | MSD | Standard | Standard Limit | Rec | Rec Limit | Prec | Prec Limit |
|---|---|---|---|---|---|---|---|---|---|---|---|---|---|
| BA19087 | Chromium, Total | mg/L | -0.0000094 | 0.00044 | 0.10 | 0.107 | 0.110 | 0.105 | 0.085 to 0.115 | 107 | 70 to 130 | 2.76 | 20 |
| BA19087 | Selenium, Total | mg/L | 0.0000338 | 0.001 | 0.10 | 0.106 | 0.105 | 0.103 | 0.085 to 0.115 | 106 | 70 to 130 | 0.948 | 20 |
| BA19087 | Lithium, Total | mg/L | -0.0000198 | 0.0154 | 0.20 | 0.295 | 0.297 | 0.201 | 0.17 to 0.23 | 118 | 70 to 130 | 0.676 | 20 |
| BA19087 | Magnesium, Total | mg/L | -0.0000539 | 0.0462 | 5.00 | 54.8 | 53.2 | 5.02 | 4.25 to 5.75 | 128 | 70 to 130 | 2.96 | 20 |
| BA19087 | Iron, Total | mg/L | 0.000385 | 0.0176 | 0.2 | 0.711 | 0.718 | 0.198 | 0.17 to 0.23 | 93.5 | 70 to 130 | 0.980 | 20 |
| BA19087 | Mercury, Total by CVAA | mg/L | 0.0000175 | 0.0005 | 0.004 | 0.00386 | 0.00388 | 0.00400 | 0.0034 to 0.0046 | 96.5 | 70 to 130 | 0.517 | 20 |
| BA19087 | Antimony, Total | mg/L | 0.000183 | 0.001 | 0.10 | 0.104 | 0.100 | 0.0962 | 0.085 to 0.115 | 104 | 70 to 130 | 3.92 | 20 |
| BA19087 | Lead, Total | mg/L | 0.0000071 | 0.0001474 | 0.10 | 0.108 | 0.108 | 0.108 | 0.085 to 0.115 | 108 | 70 to 130 | 0.00 | 20 |
| BA19088 | Manganese, Dissolved | mg/L | -0.0000134 | 0.0001474 | 0.100 | 3.37 | 3.55 | 0.1000 | 0.085 to 0.115 | -50.0 | 70 to 130 | 5.20 | 20 |
| BA19089 | Iron, Dissolved | mg/L | 0.000375 | 0.0176 | 0.2 | 2.32 | 2.32 | 0.203 | 0.17 to 0.23 | 140 | 70 to 130 | 0.00 | 20 |
| BA19087 | Calcium, Total | mg/L | 0.000658 | 0.1518 | 5.00 | 208 | 202 | 5.10 | 4.25 to 5.75 | 220 | 70 to 130 | 2.93 | 20 |
| BA19087 | Molybdenum, Total | mg/L | 0.0000095 | 0.0001474 | 0.10 | 0.107 | 0.106 | 0.100 | 0.085 to 0.115 | 107 | 70 to 130 | 0.939 | 20 |
| BA19087 | Arsenic, Total | mg/L | 0.0000156 | 0.0001474 | 0.10 | 0.110 | 0.110 | 0.104 | 0.085 to 0.115 | 110 | 70 to 130 | 0.00 | 20 |
| BA19087 | Barium, Total | mg/L | -0.0000146 | 0.0002 | 0.10 | 0.118 | 0.118 | 0.0965 | 0.085 to 0.115 | 99.9 | 70 to 130 | 0.00 | 20 |
| BA19087 | Manganese, Total | mg/L | 0.0000202 | 0.0001474 | 0.10 | 0.919 | 0.958 | 0.100 | 0.085 to 0.115 | 87.0 | 70 to 130 | 4.16 | 20 |
| BA19087 | Sodium, Total | mg/L | 0.00106 | 0.044 | 5.00 | 35.3 | 35.3 | 4.98 | 4.25 to 5.75 | 104 | 70 to 130 | 0.00 | 20 |
| BA19087 | Beryllium, Total | mg/L | 0.0000250 | 0.00088 | 0.10 | 0.0998 | 0.0992 | 0.0970 | 0.085 to 0.115 | 99.8 | 70 to 130 | 0.603 | 20 |
| BA19087 | Boron, Total | mg/L | 0.00112 | 0.0650254 | 1.00 | 1.48 | 1.48 | 0.993 | 0.85 to 1.15 | 100 | 70 to 130 | 0.00 | 20 |
| BA19087 | Cadmium, Total | mg/L | 0.0000000 | 0.0001474 | 0.10 | 0.0994 | 0.0993 | 0.0996 | 0.085 to 0.115 | 99.4 | 70 to 130 | 0.101 | 20 |
| BA19087 | Cobalt, Total | mg/L | -0.000120 | 0.0001474 | 0.10 | 0.109 | 0.113 | 0.105 | 0.085 to 0.115 | 105 | 70 to 130 | 3.60 | 20 |
| BA19087 | Potassium, Total | mg/L | 0.0167 | 0.3674 | 10.0 | 17.0 | 17.3 | 10.0 | 8.5 to 11.5 | 105 | 70 to 130 | 1.75 | 20 |
| BA19087 | Thallium, Total | mg/L | -0.000118 | 0.0001474 | 0.10 | 0.103 | 0.106 | 0.105 | 0.085 to 0.115 | 103 | 70 to 130 | 2.87 | 20 |

**Comments:** The client submitted filtered samples for dissolved analysis, but no MB or LCS were submitted. Therefore, dissolved data is qualified.
LBM 11/17/20

Reported: 11/20/2020
Version: 3.1
COA_CCR

Alabama Power
General Test Laboratory
744 County Road 87, GSC #8
Calera, AL 35040

Alabama Power

# Batch QC Summary

**Customer Account:** WMWMILAP
**Sample Date:** 10/15/20 10:14
**Customer ID:**
**Delivery Date:** 10/15/20 16:43

**Description:** Miller Ash Pond - MW-9SR

**Laboratory ID Number:** BA19080

| Sample | Analysis | Units | MB | MB Limit | Spike | MS | Sample Duplicate | Standard | Standard Limit | Rec | Rec Limit | Prec | Prec Limit |
|---|---|---|---|---|---|---|---|---|---|---|---|---|---|
| BA19089 | Alkalinity, Total as CaCO3 | mg/L | | | | | 88.7 | 52.6 | 45.0 to 55.0 | | | 3.79 | 10 |
| BA19087 | Chloride | mg/L | 0.00813 | 0.50 | 50.0 | 80.7 | 31.6 | 9.81 | 9 to 11 | 90.4 | 80 to 120 | 11.6 | 20 |
| BA19087 | Fluoride | mg/L | 0.0145 | 0.05 | 2.50 | 2.61 | 0.137 | 2.59 | 2.25 to 2.75 | 99.2 | 80 to 120 | 4.48 | 20 |
| BA19080 | Solids, Dissolved | mg/L | 2.00 | 25 | | | 712 | 55.0 | 40 to 60 | | | 1.86 | 5 |
| BA19087 | Sulfate | mg/L | -0.395 | 0.50 | 800 | 1360 | 568 | 18.8 | 18 to 22 | 98.6 | 80 to 120 | 0.527 | 20 |

**Comments:** The client submitted filtered samples for dissolved analysis, but no MB or LCS were submitted. Therefore, dissolved data is qualified.
LBM 11/17/20

Reported: 11/20/2020
Version: 3.1
COA_CCR

Alabama Power
General Test Laboratory
744 County Road 87, GSC #8
Calera, AL 35040

# Certificate Of Analysis

Alabama Power

**Description:** Miller Ash Pond - MW-16

**Location Code:** WMWMILAP
**Collected:** 10/13/20 09:55
**Customer ID:**
**Submittal Date:** 10/15/20 16:43

**Laboratory ID Number:** BA19081

| Name | Prepared | Analyzed | Vio Spec | DF | Results | Units | MDL | RL | Q |
|---|---|---|---|---|---|---|---|---|---|
| ***Analytical Method: EPA 200.7*** | ***Analyst: RDA*** | | | | ***Preparation Method: EPA 1638*** | | | | |
| * Boron, Total | 11/3/20 09:00 | 11/4/20 10:10 | | 1.015 | 2.62 | mg/L | 0.03 | 0.1 | |
| * Calcium, Total | 11/3/20 09:00 | 11/4/20 11:44 | | 10.15 | 96.9 | mg/L | 1.015 | 5.075 | |
| * Iron, Total | 11/3/20 09:00 | 11/4/20 10:10 | | 1.015 | Not Detected | mg/L | 0.02 | 0.05 | U |
| * Lithium, Total | 11/3/20 09:00 | 11/4/20 10:10 | | 1.015 | 0.132 | mg/L | 0.01 | 0.02 | |
| * Magnesium, Total | 11/3/20 09:00 | 11/4/20 10:10 | | 1.015 | 17.7 | mg/L | 0.1 | 0.5 | |
| * Sodium, Total | 11/3/20 09:00 | 11/4/20 11:44 | | 10.15 | 81.1 | mg/L | 1.015 | 5.075 | |
| ***Analytical Method: EPA 200.7*** | ***Analyst: RDA*** | | | | | | | | |
| * Iron, Dissolved | 10/27/20 15:00 | 11/2/20 11:14 | | 1.015 | Not Detected | mg/L | 0.02 | 0.05 | U |
| ***Analytical Method: EPA 200.8*** | ***Analyst: DLJ*** | | | | ***Preparation Method: EPA 1638*** | | | | |
| * Antimony, Total | 10/30/20 11:47 | 11/2/20 11:47 | | 1.015 | Not Detected | mg/L | 0.0008 | 0.003 | U |
| * Arsenic, Total | 10/30/20 11:47 | 11/2/20 11:47 | | 1.015 | Not Detected | mg/L | 0.001 | 0.005 | U |
| * Barium, Total | 10/30/20 11:47 | 11/2/20 11:47 | | 1.015 | 0.0322 | mg/L | 0.002 | 0.01 | |
| * Beryllium, Total | 10/30/20 11:47 | 11/2/20 11:47 | | 1.015 | Not Detected | mg/L | 0.0006 | 0.003 | U |
| * Cadmium, Total | 10/30/20 11:47 | 11/2/20 11:47 | | 1.015 | Not Detected | mg/L | 0.0003 | 0.001 | U |
| * Chromium, Total | 10/30/20 11:47 | 11/2/20 11:47 | | 1.015 | Not Detected | mg/L | 0.002 | 0.01 | U |
| * Cobalt, Total | 10/30/20 11:47 | 11/2/20 11:47 | | 1.015 | 0.00352 | mg/L | 0.002 | 0.005 | J |
| * Lead, Total | 10/30/20 11:47 | 11/2/20 11:47 | | 1.015 | Not Detected | mg/L | 0.001 | 0.005 | U |
| * Molybdenum, Total | 10/30/20 11:47 | 11/2/20 11:47 | | 1.015 | 0.0494 | mg/L | 0.002 | 0.01 | |
| * Potassium, Total | 10/30/20 11:47 | 11/2/20 11:47 | | 1.015 | 17.9 | mg/L | 0.3 | 2.5 | |
| * Manganese, Total | 10/30/20 11:47 | 11/2/20 11:47 | | 1.015 | 0.609 | mg/L | 0.001 | 0.005 | |
| * Selenium, Total | 10/30/20 11:47 | 11/2/20 11:47 | | 1.015 | 0.00351 | mg/L | 0.002 | 0.01 | J |
| * Thallium, Total | 10/30/20 11:47 | 11/2/20 11:47 | | 1.015 | Not Detected | mg/L | 0.0002 | 0.001 | U |
| ***Analytical Method: EPA 200.8*** | ***Analyst: DLJ*** | | | | | | | | |
| * Manganese, Dissolved | 11/2/20 13:48 | 11/4/20 13:30 | | 1.015 | 0.574 | mg/L | 0.001 | 0.005 | |
| ***Analytical Method: EPA 245.1*** | ***Analyst: GAS*** | | | | | | | | |
| * Mercury, Total by CVAA | 10/20/20 09:14 | 10/21/20 12:46 | | 1 | Not Detected | mg/L | 0.0003 | 0.0005 | U |
| ***Analytical Method: SM 2320 B*** | ***Analyst: JAG*** | | | | | | | | |
| Alkalinity, Total as CaCO3 | 10/22/20 09:12 | 10/22/20 11:02 | | 1 | 66.3 | mg/L | | 0.1 | |
| ***Analytical Method: SM 2540C*** | ***Analyst: TJW*** | | | | | | | | |
| * Solids, Dissolved | 10/16/20 12:00 | 10/20/20 08:15 | | 1 | 738 | mg/L | | 50 | |

MDL's and RL's are adjusted for sample dilution, as applicable

**Comments:** The client submitted filtered samples for dissolved analysis, but no MB or LCS were submitted. Therefore, dissolved data is qualified.
LBM 11/17/20

Alabama Power
General Test Laboratory
744 County Road 87, GSC #8
Calera, AL 35040

# *Certificate Of Analysis*

Alabama Power

**Description:** Miller Ash Pond - MW-16

**Location Code:** WMWMILAP
**Collected:** 10/13/20 09:55
**Customer ID:**
**Submittal Date:** 10/15/20 16:43

**Laboratory ID Number:** BA19081

| Name | Prepared | Analyzed | Vio Spec | DF | Results | Units | MDL | RL | Q |
|---|---|---|---|---|---|---|---|---|---|
| ***Analytical Method: SM 4500CO2 D*** | ***Analyst: JAG*** | | | | | | | | |
| Bicarbonate Alkalinity, (calc.) | 10/22/20 09:12 | 10/22/20 11:02 | | 1 | 66.3 | mg/L | | | |
| Carbonate Alkalinity, (calc.) | 10/22/20 09:12 | 10/22/20 11:02 | | 1 | 0.02 | mg/L | | | |
| ***Analytical Method: SM4500Cl E*** | ***Analyst: JCC*** | | | | | | | | |
| * Chloride | 10/28/20 11:09 | 10/28/20 11:09 | | 1 | 10.0 | mg/L | 0.50 | 1 | |
| ***Analytical Method: SM4500F G 2017*** | ***Analyst: JCC*** | | | | | | | | |
| * Fluoride | 10/30/20 12:09 | 10/30/20 12:09 | | 1 | 0.145 | mg/L | 0.06 | 0.1 | |
| ***Analytical Method: SM4500SO4 E 2011*** | ***Analyst: JCC*** | | | | | | | | |
| * Sulfate | 10/19/20 11:10 | 10/19/20 11:10 | | 20 | 366 | mg/L | 10.00 | 20 | |
| ***Analytical Method: Field Measurements*** | ***Analyst: TJD*** | | | | | | | | |
| Conductivity | 10/13/20 09:52 | 10/13/20 09:52 | | | 1058.26 | uS/cm | | | FA |
| pH | 10/13/20 09:52 | 10/13/20 09:52 | | | 6.31 | SU | | | FA |
| Temperature | 10/13/20 09:52 | 10/13/20 09:52 | | | 19.62 | C | | | FA |
| Turbidity | 10/13/20 09:52 | 10/13/20 09:52 | | | 1.25 | NTU | | | FA |

MDL's and RL's are adjusted for sample dilution, as applicable

**Comments:** The client submitted filtered samples for dissolved analysis, but no MB or LCS were submitted. Therefore, dissolved data is qualified.
LBM 11/17/20

Reported: 11/20/2020
Version: 3.1
COA_CCR

Alabama Power
General Test Laboratory
744 County Road 87, GSC #8
Calera, AL 35040

# Batch QC Summary

Alabama Power

**Customer Account:** WMWMILAP
**Sample Date:** 10/13/20 09:55
**Customer ID:**
**Delivery Date:** 10/15/20 16:43

**Description:** Miller Ash Pond - MW-16

**Laboratory ID Number:** BA19081

| Sample | Analysis | Units | MB | MB Limit | Spike | MS | MSD | Standard | Standard Limit | Rec | Rec Limit | Prec | Prec Limit |
|---|---|---|---|---|---|---|---|---|---|---|---|---|---|
| BA19087 | Lithium, Total | mg/L | -0.0000198 | 0.0154 | 0.20 | 0.295 | 0.297 | 0.201 | 0.17 to 0.23 | 118 | 70 to 130 | 0.676 | 20 |
| BA19087 | Magnesium, Total | mg/L | -0.0000539 | 0.0462 | 5.00 | 54.8 | 53.2 | 5.02 | 4.25 to 5.75 | 128 | 70 to 130 | 2.96 | 20 |
| BA19087 | Chromium, Total | mg/L | -0.0000094 | 0.00044 | 0.10 | 0.107 | 0.110 | 0.105 | 0.085 to 0.115 | 107 | 70 to 130 | 2.76 | 20 |
| BA19087 | Selenium, Total | mg/L | 0.0000338 | 0.001 | 0.10 | 0.106 | 0.105 | 0.103 | 0.085 to 0.115 | 106 | 70 to 130 | 0.948 | 20 |
| BA19087 | Beryllium, Total | mg/L | 0.0000250 | 0.00088 | 0.10 | 0.0998 | 0.0992 | 0.0970 | 0.085 to 0.115 | 99.8 | 70 to 130 | 0.603 | 20 |
| BA19087 | Boron, Total | mg/L | 0.00112 | 0.0650254 | 1.00 | 1.48 | 1.48 | 0.993 | 0.85 to 1.15 | 100 | 70 to 130 | 0.00 | 20 |
| BA19087 | Calcium, Total | mg/L | 0.000658 | 0.1518 | 5.00 | 208 | 202 | 5.10 | 4.25 to 5.75 | 220 | 70 to 130 | 2.93 | 20 |
| BA19087 | Molybdenum, Total | mg/L | 0.0000095 | 0.0001474 | 0.10 | 0.107 | 0.106 | 0.100 | 0.085 to 0.115 | 107 | 70 to 130 | 0.939 | 20 |
| BA19087 | Arsenic, Total | mg/L | 0.0000156 | 0.0001474 | 0.10 | 0.110 | 0.110 | 0.104 | 0.085 to 0.115 | 110 | 70 to 130 | 0.00 | 20 |
| BA19087 | Barium, Total | mg/L | -0.0000146 | 0.0002 | 0.10 | 0.118 | 0.118 | 0.0965 | 0.085 to 0.115 | 99.9 | 70 to 130 | 0.00 | 20 |
| BA19087 | Manganese, Total | mg/L | 0.0000202 | 0.0001474 | 0.10 | 0.919 | 0.958 | 0.100 | 0.085 to 0.115 | 87.0 | 70 to 130 | 4.16 | 20 |
| BA19087 | Sodium, Total | mg/L | 0.00106 | 0.044 | 5.00 | 35.3 | 35.3 | 4.98 | 4.25 to 5.75 | 104 | 70 to 130 | 0.00 | 20 |
| BA19087 | Cadmium, Total | mg/L | 0.0000000 | 0.0001474 | 0.10 | 0.0994 | 0.0993 | 0.0996 | 0.085 to 0.115 | 99.4 | 70 to 130 | 0.101 | 20 |
| BA19087 | Cobalt, Total | mg/L | -0.000120 | 0.0001474 | 0.10 | 0.109 | 0.113 | 0.105 | 0.085 to 0.115 | 105 | 70 to 130 | 3.60 | 20 |
| BA19087 | Potassium, Total | mg/L | 0.0167 | 0.3674 | 10.0 | 17.0 | 17.3 | 10.0 | 8.5 to 11.5 | 105 | 70 to 130 | 1.75 | 20 |
| BA19087 | Thallium, Total | mg/L | -0.000118 | 0.0001474 | 0.10 | 0.103 | 0.106 | 0.105 | 0.085 to 0.115 | 103 | 70 to 130 | 2.87 | 20 |
| BA19087 | Iron, Total | mg/L | 0.000385 | 0.0176 | 0.2 | 0.711 | 0.718 | 0.198 | 0.17 to 0.23 | 93.5 | 70 to 130 | 0.980 | 20 |
| BA19087 | Mercury, Total by CVAA | mg/L | 0.0000175 | 0.0005 | 0.004 | 0.00386 | 0.00388 | 0.00400 | 0.0034 to 0.0046 | 96.5 | 70 to 130 | 0.517 | 20 |
| BA19087 | Antimony, Total | mg/L | 0.000183 | 0.001 | 0.10 | 0.104 | 0.100 | 0.0962 | 0.085 to 0.115 | 104 | 70 to 130 | 3.92 | 20 |
| BA19087 | Lead, Total | mg/L | 0.0000071 | 0.0001474 | 0.10 | 0.108 | 0.108 | 0.108 | 0.085 to 0.115 | 108 | 70 to 130 | 0.00 | 20 |
| BA19088 | Manganese, Dissolved | mg/L | -0.0000134 | 0.0001474 | 0.100 | 3.37 | 3.55 | 0.1000 | 0.085 to 0.115 | -50.0 | 70 to 130 | 5.20 | 20 |
| BA19089 | Iron, Dissolved | mg/L | 0.000375 | 0.0176 | 0.2 | 2.32 | 2.32 | 0.203 | 0.17 to 0.23 | 140 | 70 to 130 | 0.00 | 20 |

**Comments:** The client submitted filtered samples for dissolved analysis, but no MB or LCS were submitted. Therefore, dissolved data is qualified.
LBM 11/17/20

Reported: 11/20/2020
Version: 3.1
COA_CCR

Alabama Power
General Test Laboratory
744 County Road 87, GSC #8
Calera, AL 35040

Alabama Power

# Batch QC Summary

**Customer Account:** WMWMILAP
**Sample Date:** 10/13/20 09:55
**Customer ID:**
**Delivery Date:** 10/15/20 16:43

**Description:** Miller Ash Pond - MW-16

**Laboratory ID Number:** BA19081

| Sample | Analysis | Units | MB | MB Limit | Spike | MS | Sample Duplicate | Standard | Standard Limit | Rec | Rec Limit | Prec | Prec Limit |
|---|---|---|---|---|---|---|---|---|---|---|---|---|---|
| BA19089 | Alkalinity, Total as CaCO3 | mg/L | | | | | 88.7 | 52.6 | 45.0 to 55.0 | | | 3.79 | 10 |
| BA19087 | Sulfate | mg/L | -0.395 | 0.50 | 800 | 1360 | 568 | 18.8 | 18 to 22 | 98.6 | 80 to 120 | 0.527 | 20 |
| BA19089 | Solids, Dissolved | mg/L | 0.0000 | 25 | | | 1180 | 49.0 | 40 to 60 | | | 0.426 | 5 |
| BA19087 | Chloride | mg/L | 0.00813 | 0.50 | 50.0 | 80.7 | 31.6 | 9.81 | 9 to 11 | 90.4 | 80 to 120 | 11.6 | 20 |
| BA19087 | Fluoride | mg/L | 0.0145 | 0.05 | 2.50 | 2.61 | 0.137 | 2.59 | 2.25 to 2.75 | 99.2 | 80 to 120 | 4.48 | 20 |

**Comments:** The client submitted filtered samples for dissolved analysis, but no MB or LCS were submitted. Therefore, dissolved data is qualified.
LBM 11/17/20

Reported: 11/20/2020
Version: 3.1
COA_CCR

Alabama Power
General Test Laboratory
744 County Road 87, GSC #8
Calera, AL 35040

# Certificate Of Analysis

Alabama Power

**Description:** Miller Ash Pond - MW-16 DUP

**Location Code:** WMWMILAP
**Collected:** 10/13/20 09:55
**Customer ID:**
**Submittal Date:** 10/15/20 16:43

**Laboratory ID Number:** BA19082

| Name | Prepared | Analyzed | Vio Spec | DF | Results | Units | MDL | RL | Q |
|---|---|---|---|---|---|---|---|---|---|
| ***Analytical Method: EPA 200.7*** | ***Analyst: RDA*** | | | | ***Preparation Method: EPA 1638*** | | | | |
| * Boron, Total | 11/3/20 09:00 | 11/4/20 10:13 | | 1.015 | 2.62 | mg/L | 0.03 | 0.1 | |
| * Calcium, Total | 11/3/20 09:00 | 11/4/20 11:47 | | 10.15 | 96.6 | mg/L | 1.015 | 5.075 | |
| * Iron, Total | 11/3/20 09:00 | 11/4/20 10:13 | | 1.015 | Not Detected | mg/L | 0.02 | 0.05 | U |
| * Lithium, Total | 11/3/20 09:00 | 11/4/20 10:13 | | 1.015 | 0.132 | mg/L | 0.01 | 0.02 | |
| * Magnesium, Total | 11/3/20 09:00 | 11/4/20 10:13 | | 1.015 | 17.9 | mg/L | 0.1 | 0.5 | |
| * Sodium, Total | 11/3/20 09:00 | 11/4/20 11:47 | | 10.15 | 80.4 | mg/L | 1.015 | 5.075 | |
| ***Analytical Method: EPA 200.7*** | ***Analyst: RDA*** | | | | | | | | |
| * Iron, Dissolved | 10/27/20 15:00 | 11/2/20 11:17 | | 1.015 | Not Detected | mg/L | 0.02 | 0.05 | U |
| ***Analytical Method: EPA 200.8*** | ***Analyst: DLJ*** | | | | ***Preparation Method: EPA 1638*** | | | | |
| * Antimony, Total | 10/30/20 11:47 | 11/2/20 11:50 | | 1.015 | Not Detected | mg/L | 0.0008 | 0.003 | U |
| * Arsenic, Total | 10/30/20 11:47 | 11/2/20 11:50 | | 1.015 | Not Detected | mg/L | 0.001 | 0.005 | U |
| * Barium, Total | 10/30/20 11:47 | 11/2/20 11:50 | | 1.015 | 0.0319 | mg/L | 0.002 | 0.01 | |
| * Beryllium, Total | 10/30/20 11:47 | 11/2/20 11:50 | | 1.015 | Not Detected | mg/L | 0.0006 | 0.003 | U |
| * Cadmium, Total | 10/30/20 11:47 | 11/2/20 11:50 | | 1.015 | Not Detected | mg/L | 0.0003 | 0.001 | U |
| * Chromium, Total | 10/30/20 11:47 | 11/2/20 11:50 | | 1.015 | Not Detected | mg/L | 0.002 | 0.01 | U |
| * Cobalt, Total | 10/30/20 11:47 | 11/2/20 11:50 | | 1.015 | 0.00347 | mg/L | 0.002 | 0.005 | J |
| * Lead, Total | 10/30/20 11:47 | 11/2/20 11:50 | | 1.015 | Not Detected | mg/L | 0.001 | 0.005 | U |
| * Molybdenum, Total | 10/30/20 11:47 | 11/2/20 11:50 | | 1.015 | 0.0493 | mg/L | 0.002 | 0.01 | |
| * Potassium, Total | 10/30/20 11:47 | 11/2/20 11:50 | | 1.015 | 17.8 | mg/L | 0.3 | 2.5 | |
| * Manganese, Total | 10/30/20 11:47 | 11/2/20 11:50 | | 1.015 | 0.610 | mg/L | 0.001 | 0.005 | |
| * Selenium, Total | 10/30/20 11:47 | 11/2/20 11:50 | | 1.015 | 0.00326 | mg/L | 0.002 | 0.01 | J |
| * Thallium, Total | 10/30/20 11:47 | 11/2/20 11:50 | | 1.015 | Not Detected | mg/L | 0.0002 | 0.001 | U |
| ***Analytical Method: EPA 200.8*** | ***Analyst: DLJ*** | | | | | | | | |
| * Manganese, Dissolved | 11/2/20 13:48 | 11/4/20 13:33 | | 1.015 | 0.581 | mg/L | 0.001 | 0.005 | |
| ***Analytical Method: EPA 245.1*** | ***Analyst: GAS*** | | | | | | | | |
| * Mercury, Total by CVAA | 10/20/20 09:14 | 10/21/20 12:48 | | 1 | Not Detected | mg/L | 0.0003 | 0.0005 | U |
| ***Analytical Method: SM 2320 B*** | ***Analyst: JAG*** | | | | | | | | |
| Alkalinity, Total as CaCO3 | 10/22/20 09:12 | 10/22/20 11:02 | | 1 | 66.0 | mg/L | | 0.1 | |
| ***Analytical Method: SM 2540C*** | ***Analyst: TJW*** | | | | | | | | |
| * Solids, Dissolved | 10/16/20 12:00 | 10/20/20 08:15 | | 1 | 734 | mg/L | | 50 | |

MDL's and RL's are adjusted for sample dilution, as applicable

**Comments:** The client submitted filtered samples for dissolved analysis, but no MB or LCS were submitted. Therefore, dissolved data is qualified.
LBM 11/17/20

Reported: 11/20/2020
Version: 3.1
COA_CCR

Alabama Power
General Test Laboratory
744 County Road 87, GSC #8
Calera, AL 35040

# *Certificate Of Analysis*

Alabama Power

**Description:** Miller Ash Pond - MW-16 DUP

**Location Code:** WMWMILAP
**Collected:** 10/13/20 09:55
**Customer ID:**
**Submittal Date:** 10/15/20 16:43

**Laboratory ID Number:** BA19082

| Name | Prepared | Analyzed | Vio Spec | DF | Results | Units | MDL | RL | Q |
|---|---|---|---|---|---|---|---|---|---|
| ***Analytical Method: SM 4500CO2 D*** | ***Analyst: JAG*** | | | | | | | | |
| Bicarbonate Alkalinity, (calc.) | 10/22/20 09:12 | 10/22/20 11:02 | | 1 | 66.0 | mg/L | | | |
| Carbonate Alkalinity, (calc.) | 10/22/20 09:12 | 10/22/20 11:02 | | 1 | 0.02 | mg/L | | | |
| ***Analytical Method: SM4500Cl E*** | ***Analyst: JCC*** | | | | | | | | |
| * Chloride | 10/28/20 11:10 | 10/28/20 11:10 | | 1 | 10.0 | mg/L | 0.50 | 1 | |
| ***Analytical Method: SM4500F G 2017*** | ***Analyst: JCC*** | | | | | | | | |
| * Fluoride | 10/30/20 12:10 | 10/30/20 12:10 | | 1 | 0.149 | mg/L | 0.06 | 0.1 | |
| ***Analytical Method: SM4500SO4 E 2011*** | ***Analyst: JCC*** | | | | | | | | |
| * Sulfate | 10/19/20 11:11 | 10/19/20 11:11 | | 20 | 352 | mg/L | 10.00 | 20 | |
| ***Analytical Method: Field Measurements*** | ***Analyst: TJD*** | | | | | | | | |
| Conductivity | 10/13/20 09:52 | 10/13/20 09:52 | | | 1058.26 | uS/cm | | | FA |
| pH | 10/13/20 09:52 | 10/13/20 09:52 | | | 6.31 | SU | | | FA |
| Temperature | 10/13/20 09:52 | 10/13/20 09:52 | | | 19.62 | C | | | FA |
| Turbidity | 10/13/20 09:52 | 10/13/20 09:52 | | | 1.25 | NTU | | | FA |

MDL's and RL's are adjusted for sample dilution, as applicable

**Comments:** The client submitted filtered samples for dissolved analysis, but no MB or LCS were submitted. Therefore, dissolved data is qualified.
LBM 11/17/20

Reported: 11/20/2020
Version: 3.1
COA_CCR

Alabama Power
General Test Laboratory
744 County Road 87, GSC #8
Calera, AL 35040

# Batch QC Summary

Alabama Power

**Customer Account:** WMWMILAP
**Sample Date:** 10/13/20 09:55
**Customer ID:**
**Delivery Date:** 10/15/20 16:43

**Description:** Miller Ash Pond - MW-16 DUP

**Laboratory ID Number:** BA19082

| Sample | Analysis | Units | MB | MB Limit | Spike | MS | MSD | Standard | Standard Limit | Rec | Rec Limit | Prec | Prec Limit |
|---|---|---|---|---|---|---|---|---|---|---|---|---|---|
| BA19087 | Chromium, Total | mg/L | -0.0000094 | 0.00044 | 0.10 | 0.107 | 0.110 | 0.105 | 0.085 to 0.115 | 107 | 70 to 130 | 2.76 | 20 |
| BA19087 | Selenium, Total | mg/L | 0.0000338 | 0.001 | 0.10 | 0.106 | 0.105 | 0.103 | 0.085 to 0.115 | 106 | 70 to 130 | 0.948 | 20 |
| BA19087 | Lead, Total | mg/L | 0.0000071 | 0.0001474 | 0.10 | 0.108 | 0.108 | 0.108 | 0.085 to 0.115 | 108 | 70 to 130 | 0.00 | 20 |
| BA19088 | Manganese, Dissolved | mg/L | -0.0000134 | 0.0001474 | 0.100 | 3.37 | 3.55 | 0.1000 | 0.085 to 0.115 | -50.0 | 70 to 130 | 5.20 | 20 |
| BA19089 | Iron, Dissolved | mg/L | 0.000375 | 0.0176 | 0.2 | 2.32 | 2.32 | 0.203 | 0.17 to 0.23 | 140 | 70 to 130 | 0.00 | 20 |
| BA19087 | Arsenic, Total | mg/L | 0.0000156 | 0.0001474 | 0.10 | 0.110 | 0.110 | 0.104 | 0.085 to 0.115 | 110 | 70 to 130 | 0.00 | 20 |
| BA19087 | Barium, Total | mg/L | -0.0000146 | 0.0002 | 0.10 | 0.118 | 0.118 | 0.0965 | 0.085 to 0.115 | 99.9 | 70 to 130 | 0.00 | 20 |
| BA19087 | Manganese, Total | mg/L | 0.0000202 | 0.0001474 | 0.10 | 0.919 | 0.958 | 0.100 | 0.085 to 0.115 | 87.0 | 70 to 130 | 4.16 | 20 |
| BA19087 | Sodium, Total | mg/L | 0.00106 | 0.044 | 5.00 | 35.3 | 35.3 | 4.98 | 4.25 to 5.75 | 104 | 70 to 130 | 0.00 | 20 |
| BA19087 | Iron, Total | mg/L | 0.000385 | 0.0176 | 0.2 | 0.711 | 0.718 | 0.198 | 0.17 to 0.23 | 93.5 | 70 to 130 | 0.980 | 20 |
| BA19087 | Mercury, Total by CVAA | mg/L | 0.0000175 | 0.0005 | 0.004 | 0.00386 | 0.00388 | 0.00400 | 0.0034 to 0.0046 | 96.5 | 70 to 130 | 0.517 | 20 |
| BA19087 | Antimony, Total | mg/L | 0.000183 | 0.001 | 0.10 | 0.104 | 0.100 | 0.0962 | 0.085 to 0.115 | 104 | 70 to 130 | 3.92 | 20 |
| BA19087 | Cadmium, Total | mg/L | 0.0000000 | 0.0001474 | 0.10 | 0.0994 | 0.0993 | 0.0996 | 0.085 to 0.115 | 99.4 | 70 to 130 | 0.101 | 20 |
| BA19087 | Cobalt, Total | mg/L | -0.000120 | 0.0001474 | 0.10 | 0.109 | 0.113 | 0.105 | 0.085 to 0.115 | 105 | 70 to 130 | 3.60 | 20 |
| BA19087 | Potassium, Total | mg/L | 0.0167 | 0.3674 | 10.0 | 17.0 | 17.3 | 10.0 | 8.5 to 11.5 | 105 | 70 to 130 | 1.75 | 20 |
| BA19087 | Thallium, Total | mg/L | -0.000118 | 0.0001474 | 0.10 | 0.103 | 0.106 | 0.105 | 0.085 to 0.115 | 103 | 70 to 130 | 2.87 | 20 |
| BA19087 | Lithium, Total | mg/L | -0.0000198 | 0.0154 | 0.20 | 0.295 | 0.297 | 0.201 | 0.17 to 0.23 | 118 | 70 to 130 | 0.676 | 20 |
| BA19087 | Magnesium, Total | mg/L | -0.0000539 | 0.0462 | 5.00 | 54.8 | 53.2 | 5.02 | 4.25 to 5.75 | 128 | 70 to 130 | 2.96 | 20 |
| BA19087 | Calcium, Total | mg/L | 0.000658 | 0.1518 | 5.00 | 208 | 202 | 5.10 | 4.25 to 5.75 | 220 | 70 to 130 | 2.93 | 20 |
| BA19087 | Molybdenum, Total | mg/L | 0.0000095 | 0.0001474 | 0.10 | 0.107 | 0.106 | 0.100 | 0.085 to 0.115 | 107 | 70 to 130 | 0.939 | 20 |
| BA19087 | Beryllium, Total | mg/L | 0.0000250 | 0.00088 | 0.10 | 0.0998 | 0.0992 | 0.0970 | 0.085 to 0.115 | 99.8 | 70 to 130 | 0.603 | 20 |
| BA19087 | Boron, Total | mg/L | 0.00112 | 0.0650254 | 1.00 | 1.48 | 1.48 | 0.993 | 0.85 to 1.15 | 100 | 70 to 130 | 0.00 | 20 |

**Comments:** The client submitted filtered samples for dissolved analysis, but no MB or LCS were submitted. Therefore, dissolved data is qualified.
LBM 11/17/20

Reported: 11/20/2020
Version: 3.1
COA_CCR

Alabama Power
General Test Laboratory
744 County Road 87, GSC #8
Calera, AL 35040

Alabama Power

# Batch QC Summary

**Customer Account:** WMWMILAP
**Sample Date:** 10/13/20 09:55
**Customer ID:**
**Delivery Date:** 10/15/20 16:43

**Description:** Miller Ash Pond - MW-16 DUP

**Laboratory ID Number:** BA19082

| Sample | Analysis | Units | MB | MB Limit | Spike | MS | Sample Duplicate | Standard | Standard Limit | Rec | Rec Limit | Prec | Prec Limit |
|---|---|---|---|---|---|---|---|---|---|---|---|---|---|
| BA19089 | Alkalinity, Total as CaCO3 | mg/L | | | | | 88.7 | 52.6 | 45.0 to 55.0 | | | 3.79 | 10 |
| BA19087 | Sulfate | mg/L | -0.395 | 0.50 | 800 | 1360 | 568 | 18.8 | 18 to 22 | 98.6 | 80 to 120 | 0.527 | 20 |
| BA19089 | Solids, Dissolved | mg/L | 0.0000 | 25 | | | 1180 | 49.0 | 40 to 60 | | | 0.426 | 5 |
| BA19087 | Chloride | mg/L | 0.00813 | 0.50 | 50.0 | 80.7 | 31.6 | 9.81 | 9 to 11 | 90.4 | 80 to 120 | 11.6 | 20 |
| BA19087 | Fluoride | mg/L | 0.0145 | 0.05 | 2.50 | 2.61 | 0.137 | 2.59 | 2.25 to 2.75 | 99.2 | 80 to 120 | 4.48 | 20 |

**Comments:** The client submitted filtered samples for dissolved analysis, but no MB or LCS were submitted. Therefore, dissolved data is qualified.
LBM 11/17/20

Reported: 11/20/2020
Version: 3.1
COA_CCR

Alabama Power
General Test Laboratory
744 County Road 87, GSC #8
Calera, AL 35040

# Certificate Of Analysis

Alabama Power

**Description:** Miller Ash Pond - MW-15

**Location Code:** WMWMILAP
**Collected:** 10/13/20 12:05
**Customer ID:**
**Submittal Date:** 10/15/20 16:43

**Laboratory ID Number:** BA19083

| Name | Prepared | Analyzed | Vio Spec | DF | Results | Units | MDL | RL | Q |
|---|---|---|---|---|---|---|---|---|---|
| ***Analytical Method: EPA 200.7*** | ***Analyst: RDA*** | | | | ***Preparation Method: EPA 1638*** | | | | |
| * Boron, Total | 11/3/20 09:00 | 11/4/20 10:17 | | 1.015 | 0.375 | mg/L | 0.03 | 0.1 | |
| * Calcium, Total | 11/3/20 09:00 | 11/4/20 11:51 | | 10.15 | 41.4 | mg/L | 1.015 | 5.075 | |
| * Iron, Total | 11/3/20 09:00 | 11/4/20 11:51 | | 10.15 | 10.0 | mg/L | 0.203 | 0.5075 | |
| * Lithium, Total | 11/3/20 09:00 | 11/4/20 10:17 | | 1.015 | 0.0195 | mg/L | 0.01 | 0.02 | J |
| * Magnesium, Total | 11/3/20 09:00 | 11/4/20 10:17 | | 1.015 | 12.1 | mg/L | 0.1 | 0.5 | |
| * Sodium, Total | 11/3/20 09:00 | 11/4/20 10:17 | | 1.015 | 20.0 | mg/L | 0.1 | 0.5 | |
| ***Analytical Method: EPA 200.7*** | ***Analyst: RDA*** | | | | | | | | |
| * Iron, Dissolved | 10/27/20 15:00 | 11/2/20 12:10 | | 10.15 | 9.53 | mg/L | 0.203 | 0.5075 | |
| ***Analytical Method: EPA 200.8*** | ***Analyst: DLJ*** | | | | ***Preparation Method: EPA 1638*** | | | | |
| * Antimony, Total | 10/30/20 11:47 | 11/2/20 11:52 | | 1.015 | Not Detected | mg/L | 0.0008 | 0.003 | U |
| * Arsenic, Total | 10/30/20 11:47 | 11/2/20 11:52 | | 1.015 | Not Detected | mg/L | 0.001 | 0.005 | U |
| * Barium, Total | 10/30/20 11:47 | 11/2/20 11:52 | | 1.015 | 0.0522 | mg/L | 0.002 | 0.01 | |
| * Beryllium, Total | 10/30/20 11:47 | 11/2/20 11:52 | | 1.015 | Not Detected | mg/L | 0.0006 | 0.003 | U |
| * Cadmium, Total | 10/30/20 11:47 | 11/2/20 11:52 | | 1.015 | Not Detected | mg/L | 0.0003 | 0.001 | U |
| * Chromium, Total | 10/30/20 11:47 | 11/2/20 11:52 | | 1.015 | Not Detected | mg/L | 0.002 | 0.01 | U |
| * Cobalt, Total | 10/30/20 11:47 | 11/2/20 11:52 | | 1.015 | Not Detected | mg/L | 0.002 | 0.005 | U |
| * Lead, Total | 10/30/20 11:47 | 11/2/20 11:52 | | 1.015 | Not Detected | mg/L | 0.001 | 0.005 | U |
| * Molybdenum, Total | 10/30/20 11:47 | 11/2/20 11:52 | | 1.015 | Not Detected | mg/L | 0.002 | 0.01 | U |
| * Potassium, Total | 10/30/20 11:47 | 11/2/20 11:52 | | 1.015 | 1.10 | mg/L | 0.3 | 2.5 | J |
| * Manganese, Total | 10/30/20 11:47 | 11/2/20 11:52 | | 1.015 | 0.449 | mg/L | 0.001 | 0.005 | |
| * Selenium, Total | 10/30/20 11:47 | 11/2/20 11:52 | | 1.015 | Not Detected | mg/L | 0.002 | 0.01 | U |
| * Thallium, Total | 10/30/20 11:47 | 11/2/20 11:52 | | 1.015 | Not Detected | mg/L | 0.0002 | 0.001 | U |
| ***Analytical Method: EPA 200.8*** | ***Analyst: DLJ*** | | | | | | | | |
| * Manganese, Dissolved | 11/2/20 13:48 | 11/4/20 13:35 | | 1.015 | 0.404 | mg/L | 0.001 | 0.005 | |
| ***Analytical Method: EPA 245.1*** | ***Analyst: GAS*** | | | | | | | | |
| * Mercury, Total by CVAA | 10/20/20 09:14 | 10/21/20 12:51 | | 1 | Not Detected | mg/L | 0.0003 | 0.0005 | U |
| ***Analytical Method: SM 2320 B*** | ***Analyst: JAG*** | | | | | | | | |
| Alkalinity, Total as CaCO3 | 10/22/20 09:12 | 10/22/20 11:02 | | 1 | 80.5 | mg/L | | 0.1 | |
| ***Analytical Method: SM 2540C*** | ***Analyst: TJW*** | | | | | | | | |
| * Solids, Dissolved | 10/16/20 12:00 | 10/20/20 08:15 | | 1 | 280 | mg/L | | 25 | |

MDL's and RL's are adjusted for sample dilution, as applicable

**Comments:** The client submitted filtered samples for dissolved analysis, but no MB or LCS were submitted. Therefore, dissolved data is qualified.
LBM 11/17/20

Reported: 11/20/2020
Version: 3.1
COA_CCR

Alabama Power
General Test Laboratory
744 County Road 87, GSC #8
Calera, AL 35040

# *Certificate Of Analysis*

Alabama Power

**Description:** Miller Ash Pond - MW-15

**Location Code:** WMWMILAP
**Collected:** 10/13/20 12:05
**Customer ID:**
**Submittal Date:** 10/15/20 16:43

**Laboratory ID Number:** BA19083

| Name | Prepared | Analyzed | Vio Spec | DF | Results | Units | MDL | RL | Q |
|---|---|---|---|---|---|---|---|---|---|
| ***Analytical Method: SM 4500CO2 D*** | ***Analyst: JAG*** | | | | | | | | |
| Bicarbonate Alkalinity, (calc.) | 10/22/20 09:12 | 10/22/20 11:02 | | 1 | 80.5 | mg/L | | | |
| Carbonate Alkalinity, (calc.) | 10/22/20 09:12 | 10/22/20 11:02 | | 1 | 0.03 | mg/L | | | |
| ***Analytical Method: SM4500Cl E*** | ***Analyst: JCC*** | | | | | | | | |
| * Chloride | 10/28/20 11:11 | 10/28/20 11:11 | | 1 | 17.5 | mg/L | 0.50 | 1 | |
| ***Analytical Method: SM4500F G 2017*** | ***Analyst: JCC*** | | | | | | | | |
| * Fluoride | 10/30/20 12:12 | 10/30/20 12:12 | | 1 | 0.125 | mg/L | 0.06 | 0.1 | |
| ***Analytical Method: SM4500SO4 E 2011*** | ***Analyst: JCC*** | | | | | | | | |
| * Sulfate | 10/19/20 11:12 | 10/19/20 11:12 | | 5 | 107 | mg/L | 2.50 | 5 | |
| ***Analytical Method: Field Measurements*** | ***Analyst: TJD*** | | | | | | | | |
| Conductivity | 10/13/20 12:02 | 10/13/20 12:02 | | | 386.58 | uS/cm | | | FA |
| pH | 10/13/20 12:02 | 10/13/20 12:02 | | | 6.42 | SU | | | FA |
| Temperature | 10/13/20 12:02 | 10/13/20 12:02 | | | 20.44 | C | | | FA |
| Turbidity | 10/13/20 12:02 | 10/13/20 12:02 | | | 8.87 | NTU | | | FA |

MDL's and RL's are adjusted for sample dilution, as applicable

**Comments:** The client submitted filtered samples for dissolved analysis, but no MB or LCS were submitted. Therefore, dissolved data is qualified.
LBM 11/17/20

Reported: 11/20/2020
Version: 3.1
COA_CCR

Alabama Power
General Test Laboratory
744 County Road 87, GSC #8
Calera, AL 35040

# Batch QC Summary

Alabama Power

**Customer Account:** WMWMILAP
**Sample Date:** 10/13/20 12:05
**Customer ID:**
**Delivery Date:** 10/15/20 16:43

**Description:** Miller Ash Pond - MW-15

**Laboratory ID Number:** BA19083

| Sample | Analysis | Units | MB | MB Limit | Spike | MS | MSD | Standard | Standard Limit | Rec | Rec Limit | Prec | Prec Limit |
|---|---|---|---|---|---|---|---|---|---|---|---|---|---|
| BA19087 | Lithium, Total | mg/L | -0.0000198 | 0.0154 | 0.20 | 0.295 | 0.297 | 0.201 | 0.17 to 0.23 | 118 | 70 to 130 | 0.676 | 20 |
| BA19087 | Magnesium, Total | mg/L | -0.0000539 | 0.0462 | 5.00 | 54.8 | 53.2 | 5.02 | 4.25 to 5.75 | 128 | 70 to 130 | 2.96 | 20 |
| BA19087 | Chromium, Total | mg/L | -0.0000094 | 0.00044 | 0.10 | 0.107 | 0.110 | 0.105 | 0.085 to 0.115 | 107 | 70 to 130 | 2.76 | 20 |
| BA19087 | Selenium, Total | mg/L | 0.0000338 | 0.001 | 0.10 | 0.106 | 0.105 | 0.103 | 0.085 to 0.115 | 106 | 70 to 130 | 0.948 | 20 |
| BA19087 | Beryllium, Total | mg/L | 0.0000250 | 0.00088 | 0.10 | 0.0998 | 0.0992 | 0.0970 | 0.085 to 0.115 | 99.8 | 70 to 130 | 0.603 | 20 |
| BA19087 | Boron, Total | mg/L | 0.00112 | 0.0650254 | 1.00 | 1.48 | 1.48 | 0.993 | 0.85 to 1.15 | 100 | 70 to 130 | 0.00 | 20 |
| BA19087 | Arsenic, Total | mg/L | 0.0000156 | 0.0001474 | 0.10 | 0.110 | 0.110 | 0.104 | 0.085 to 0.115 | 110 | 70 to 130 | 0.00 | 20 |
| BA19087 | Barium, Total | mg/L | -0.0000146 | 0.0002 | 0.10 | 0.118 | 0.118 | 0.0965 | 0.085 to 0.115 | 99.9 | 70 to 130 | 0.00 | 20 |
| BA19087 | Manganese, Total | mg/L | 0.0000202 | 0.0001474 | 0.10 | 0.919 | 0.958 | 0.100 | 0.085 to 0.115 | 87.0 | 70 to 130 | 4.16 | 20 |
| BA19087 | Sodium, Total | mg/L | 0.00106 | 0.044 | 5.00 | 35.3 | 35.3 | 4.98 | 4.25 to 5.75 | 104 | 70 to 130 | 0.00 | 20 |
| BA19087 | Calcium, Total | mg/L | 0.000658 | 0.1518 | 5.00 | 208 | 202 | 5.10 | 4.25 to 5.75 | 220 | 70 to 130 | 2.93 | 20 |
| BA19087 | Molybdenum, Total | mg/L | 0.0000095 | 0.0001474 | 0.10 | 0.107 | 0.106 | 0.100 | 0.085 to 0.115 | 107 | 70 to 130 | 0.939 | 20 |
| BA19087 | Cadmium, Total | mg/L | 0.0000000 | 0.0001474 | 0.10 | 0.0994 | 0.0993 | 0.0996 | 0.085 to 0.115 | 99.4 | 70 to 130 | 0.101 | 20 |
| BA19087 | Cobalt, Total | mg/L | -0.000120 | 0.0001474 | 0.10 | 0.109 | 0.113 | 0.105 | 0.085 to 0.115 | 105 | 70 to 130 | 3.60 | 20 |
| BA19087 | Potassium, Total | mg/L | 0.0167 | 0.3674 | 10.0 | 17.0 | 17.3 | 10.0 | 8.5 to 11.5 | 105 | 70 to 130 | 1.75 | 20 |
| BA19087 | Thallium, Total | mg/L | -0.000118 | 0.0001474 | 0.10 | 0.103 | 0.106 | 0.105 | 0.085 to 0.115 | 103 | 70 to 130 | 2.87 | 20 |
| BA19087 | Lead, Total | mg/L | 0.0000071 | 0.0001474 | 0.10 | 0.108 | 0.108 | 0.108 | 0.085 to 0.115 | 108 | 70 to 130 | 0.00 | 20 |
| BA19088 | Manganese, Dissolved | mg/L | -0.0000134 | 0.0001474 | 0.100 | 3.37 | 3.55 | 0.1000 | 0.085 to 0.115 | -50.0 | 70 to 130 | 5.20 | 20 |
| BA19089 | Iron, Dissolved | mg/L | 0.000375 | 0.0176 | 0.2 | 2.32 | 2.32 | 0.203 | 0.17 to 0.23 | 140 | 70 to 130 | 0.00 | 20 |
| BA19087 | Iron, Total | mg/L | 0.000385 | 0.0176 | 0.2 | 0.711 | 0.718 | 0.198 | 0.17 to 0.23 | 93.5 | 70 to 130 | 0.980 | 20 |
| BA19087 | Mercury, Total by CVAA | mg/L | 0.0000175 | 0.0005 | 0.004 | 0.00386 | 0.00388 | 0.00400 | 0.0034 to 0.0046 | 96.5 | 70 to 130 | 0.517 | 20 |
| BA19087 | Antimony, Total | mg/L | 0.000183 | 0.001 | 0.10 | 0.104 | 0.100 | 0.0962 | 0.085 to 0.115 | 104 | 70 to 130 | 3.92 | 20 |

**Comments:** The client submitted filtered samples for dissolved analysis, but no MB or LCS were submitted. Therefore, dissolved data is qualified.
LBM 11/17/20

Reported: 11/20/2020
Version: 3.1
COA_CCR

Alabama Power
General Test Laboratory
744 County Road 87, GSC #8
Calera, AL 35040

Alabama Power

# Batch QC Summary

**Customer Account:** WMWMILAP
**Sample Date:** 10/13/20 12:05
**Customer ID:**
**Delivery Date:** 10/15/20 16:43

**Description:** Miller Ash Pond - MW-15

**Laboratory ID Number:** BA19083

| Sample | Analysis | Units | MB | MB Limit | Spike | MS | Sample Duplicate | Standard | Standard Limit | Rec | Rec Limit | Prec | Prec Limit |
|---|---|---|---|---|---|---|---|---|---|---|---|---|---|
| BA19089 | Alkalinity, Total as CaCO3 | mg/L | | | | | 88.7 | 52.6 | 45.0 to 55.0 | | | 3.79 | 10 |
| BA19087 | Sulfate | mg/L | -0.395 | 0.50 | 800 | 1360 | 568 | 18.8 | 18 to 22 | 98.6 | 80 to 120 | 0.527 | 20 |
| BA19089 | Solids, Dissolved | mg/L | 0.0000 | 25 | | | 1180 | 49.0 | 40 to 60 | | | 0.426 | 5 |
| BA19087 | Chloride | mg/L | 0.00813 | 0.50 | 50.0 | 80.7 | 31.6 | 9.81 | 9 to 11 | 90.4 | 80 to 120 | 11.6 | 20 |
| BA19087 | Fluoride | mg/L | 0.0145 | 0.05 | 2.50 | 2.61 | 0.137 | 2.59 | 2.25 to 2.75 | 99.2 | 80 to 120 | 4.48 | 20 |

**Comments:** The client submitted filtered samples for dissolved analysis, but no MB or LCS were submitted. Therefore, dissolved data is qualified.
LBM 11/17/20

Reported: 11/20/2020
Version: 3.1
COA_CCR

Alabama Power
General Test Laboratory
744 County Road 87, GSC #8
Calera, AL 35040

# Certificate Of Analysis

Alabama Power

**Description:** Miller Ash Pond - MW-3S

**Location Code:** WMWMILAP
**Collected:** 10/13/20 13:45
**Customer ID:**
**Submittal Date:** 10/15/20 16:43

**Laboratory ID Number:** BA19084

| Name | Prepared | Analyzed | Vio Spec | DF | Results | Units | MDL | RL | Q |
|---|---|---|---|---|---|---|---|---|---|
| ***Analytical Method: EPA 200.7*** | ***Analyst: RDA*** | | | | ***Preparation Method: EPA 1638*** | | | | |
| * Boron, Total | 11/3/20 09:00 | 11/4/20 10:20 | | 1.015 | 0.271 | mg/L | 0.03 | 0.1 | |
| * Calcium, Total | 11/3/20 09:00 | 11/4/20 10:20 | | 1.015 | 6.81 | mg/L | 0.1 | 0.5 | |
| * Iron, Total | 11/3/20 09:00 | 11/4/20 10:20 | | 1.015 | Not Detected | mg/L | 0.02 | 0.05 | U |
| * Lithium, Total | 11/3/20 09:00 | 11/4/20 10:20 | | 1.015 | 0.347 | mg/L | 0.01 | 0.02 | |
| * Magnesium, Total | 11/3/20 09:00 | 11/4/20 10:20 | | 1.015 | 2.31 | mg/L | 0.1 | 0.5 | |
| * Sodium, Total | 11/3/20 09:00 | 11/4/20 11:54 | | 50.75 | 268 | mg/L | 5.075 | 25.375 | |
| ***Analytical Method: EPA 200.7*** | ***Analyst: RDA*** | | | | | | | | |
| * Iron, Dissolved | 10/27/20 15:00 | 11/2/20 11:24 | | 1.015 | Not Detected | mg/L | 0.02 | 0.05 | U |
| ***Analytical Method: EPA 200.8*** | ***Analyst: DLJ*** | | | | ***Preparation Method: EPA 1638*** | | | | |
| * Antimony, Total | 10/30/20 11:47 | 11/2/20 11:55 | | 1.015 | Not Detected | mg/L | 0.0008 | 0.003 | U |
| * Arsenic, Total | 10/30/20 11:47 | 11/2/20 11:55 | | 1.015 | Not Detected | mg/L | 0.001 | 0.005 | U |
| * Barium, Total | 10/30/20 11:47 | 11/2/20 11:55 | | 1.015 | 0.220 | mg/L | 0.002 | 0.01 | |
| * Beryllium, Total | 10/30/20 11:47 | 11/2/20 11:55 | | 1.015 | Not Detected | mg/L | 0.0006 | 0.003 | U |
| * Cadmium, Total | 10/30/20 11:47 | 11/2/20 11:55 | | 1.015 | Not Detected | mg/L | 0.0003 | 0.001 | U |
| * Chromium, Total | 10/30/20 11:47 | 11/2/20 11:55 | | 1.015 | Not Detected | mg/L | 0.002 | 0.01 | U |
| * Cobalt, Total | 10/30/20 11:47 | 11/2/20 11:55 | | 1.015 | Not Detected | mg/L | 0.002 | 0.005 | U |
| * Lead, Total | 10/30/20 11:47 | 11/2/20 11:55 | | 1.015 | Not Detected | mg/L | 0.001 | 0.005 | U |
| * Molybdenum, Total | 10/30/20 11:47 | 11/2/20 11:55 | | 1.015 | 0.0517 | mg/L | 0.002 | 0.01 | |
| * Potassium, Total | 10/30/20 11:47 | 11/2/20 11:55 | | 1.015 | 4.43 | mg/L | 0.3 | 2.5 | |
| * Manganese, Total | 10/30/20 11:47 | 11/2/20 11:55 | | 1.015 | 0.00496 | mg/L | 0.001 | 0.005 | J |
| * Selenium, Total | 10/30/20 11:47 | 11/2/20 11:55 | | 1.015 | Not Detected | mg/L | 0.002 | 0.01 | U |
| * Thallium, Total | 10/30/20 11:47 | 11/2/20 11:55 | | 1.015 | Not Detected | mg/L | 0.0002 | 0.001 | U |
| ***Analytical Method: EPA 200.8*** | ***Analyst: DLJ*** | | | | | | | | |
| * Manganese, Dissolved | 11/2/20 13:48 | 11/4/20 13:38 | | 1.015 | 0.00422 | mg/L | 0.001 | 0.005 | J |
| ***Analytical Method: EPA 245.1*** | ***Analyst: GAS*** | | | | | | | | |
| * Mercury, Total by CVAA | 10/20/20 09:14 | 10/21/20 12:53 | | 1 | Not Detected | mg/L | 0.0003 | 0.0005 | U |
| ***Analytical Method: SM 2320 B*** | ***Analyst: JAG*** | | | | | | | | |
| Alkalinity, Total as CaCO3 | 10/22/20 09:12 | 10/22/20 11:02 | | 1 | 247 | mg/L | | 0.1 | |
| ***Analytical Method: SM 2540C*** | ***Analyst: TJW*** | | | | | | | | |
| * Solids, Dissolved | 10/16/20 12:00 | 10/20/20 08:15 | | 1 | 793 | mg/L | | 83.3 | |

MDL's and RL's are adjusted for sample dilution, as applicable

**Comments:** The client submitted filtered samples for dissolved analysis, but no MB or LCS were submitted. Therefore, dissolved data is qualified.
LBM 11/17/20

Reported: 11/20/2020
Version: 3.1
COA_CCR

Alabama Power
General Test Laboratory
744 County Road 87, GSC #8
Calera, AL 35040

# *Certificate Of Analysis*

Alabama Power

**Description:** Miller Ash Pond - MW-3S

**Location Code:** WMWMILAP
**Collected:** 10/13/20 13:45
**Customer ID:**
**Submittal Date:** 10/15/20 16:43

**Laboratory ID Number:** BA19084

| Name | Prepared | Analyzed | Vio Spec | DF | Results | Units | MDL | RL | Q |
|---|---|---|---|---|---|---|---|---|---|
| ***Analytical Method: SM 4500CO2 D*** | ***Analyst: JAG*** | | | | | | | | |
| Bicarbonate Alkalinity, (calc.) | 10/22/20 09:12 | 10/22/20 11:02 | | 1 | 224 | mg/L | | | |
| Carbonate Alkalinity, (calc.) | 10/22/20 09:12 | 10/22/20 11:02 | | 1 | 22.1 | mg/L | | | |
| ***Analytical Method: SM4500Cl E*** | ***Analyst: JCC*** | | | | | | | | |
| * Chloride | 10/28/20 11:13 | 10/28/20 11:13 | | 10 | 96.3 | mg/L | 5.00 | 10 | |
| ***Analytical Method: SM4500F G 2017*** | ***Analyst: JCC*** | | | | | | | | |
| * Fluoride | 10/30/20 12:13 | 10/30/20 12:13 | | 1 | 0.311 | mg/L | 0.06 | 0.1 | |
| ***Analytical Method: SM4500SO4 E 2011*** | ***Analyst: JCC*** | | | | | | | | |
| * Sulfate | 10/19/20 11:13 | 10/19/20 11:13 | | 16 | 236 | mg/L | 8.00 | 16 | |
| ***Analytical Method: Field Measurements*** | ***Analyst: TJD*** | | | | | | | | |
| Conductivity | 10/13/20 13:39 | 10/13/20 13:39 | | | 1247.39 | uS/cm | | | FA |
| pH | 10/13/20 13:39 | 10/13/20 13:39 | | | 9.04 | SU | | | FA |
| Temperature | 10/13/20 13:39 | 10/13/20 13:39 | | | 18.40 | C | | | FA |
| Turbidity | 10/13/20 13:39 | 10/13/20 13:39 | | | 2.02 | NTU | | | FA |

MDL's and RL's are adjusted for sample dilution, as applicable

**Comments:** The client submitted filtered samples for dissolved analysis, but no MB or LCS were submitted. Therefore, dissolved data is qualified.
LBM 11/17/20

Reported: 11/20/2020
Version: 3.1
COA_CCR

Alabama Power
General Test Laboratory
744 County Road 87, GSC #8
Calera, AL 35040

# Batch QC Summary

Alabama Power

**Customer Account:** WMWMILAP
**Sample Date:** 10/13/20 13:45
**Customer ID:**
**Delivery Date:** 10/15/20 16:43

**Description:** Miller Ash Pond - MW-3S

**Laboratory ID Number:** BA19084

| Sample | Analysis | Units | MB | MB Limit | Spike | MS | MSD | Standard | Standard Limit | Rec | Rec Limit | Prec | Prec Limit |
|---|---|---|---|---|---|---|---|---|---|---|---|---|---|
| BA19087 | Chromium, Total | mg/L | -0.0000094 | 0.00044 | 0.10 | 0.107 | 0.110 | 0.105 | 0.085 to 0.115 | 107 | 70 to 130 | 2.76 | 20 |
| BA19087 | Selenium, Total | mg/L | 0.0000338 | 0.001 | 0.10 | 0.106 | 0.105 | 0.103 | 0.085 to 0.115 | 106 | 70 to 130 | 0.948 | 20 |
| BA19087 | Lithium, Total | mg/L | -0.0000198 | 0.0154 | 0.20 | 0.295 | 0.297 | 0.201 | 0.17 to 0.23 | 118 | 70 to 130 | 0.676 | 20 |
| BA19087 | Magnesium, Total | mg/L | -0.0000539 | 0.0462 | 5.00 | 54.8 | 53.2 | 5.02 | 4.25 to 5.75 | 128 | 70 to 130 | 2.96 | 20 |
| BA19087 | Calcium, Total | mg/L | 0.000658 | 0.1518 | 5.00 | 208 | 202 | 5.10 | 4.25 to 5.75 | 220 | 70 to 130 | 2.93 | 20 |
| BA19087 | Molybdenum, Total | mg/L | 0.0000095 | 0.0001474 | 0.10 | 0.107 | 0.106 | 0.100 | 0.085 to 0.115 | 107 | 70 to 130 | 0.939 | 20 |
| BA19087 | Iron, Total | mg/L | 0.000385 | 0.0176 | 0.2 | 0.711 | 0.718 | 0.198 | 0.17 to 0.23 | 93.5 | 70 to 130 | 0.980 | 20 |
| BA19087 | Mercury, Total by CVAA | mg/L | 0.0000175 | 0.0005 | 0.004 | 0.00386 | 0.00388 | 0.00400 | 0.0034 to 0.0046 | 96.5 | 70 to 130 | 0.517 | 20 |
| BA19087 | Antimony, Total | mg/L | 0.000183 | 0.001 | 0.10 | 0.104 | 0.100 | 0.0962 | 0.085 to 0.115 | 104 | 70 to 130 | 3.92 | 20 |
| BA19087 | Arsenic, Total | mg/L | 0.0000156 | 0.0001474 | 0.10 | 0.110 | 0.110 | 0.104 | 0.085 to 0.115 | 110 | 70 to 130 | 0.00 | 20 |
| BA19087 | Barium, Total | mg/L | -0.0000146 | 0.0002 | 0.10 | 0.118 | 0.118 | 0.0965 | 0.085 to 0.115 | 99.9 | 70 to 130 | 0.00 | 20 |
| BA19087 | Manganese, Total | mg/L | 0.0000202 | 0.0001474 | 0.10 | 0.919 | 0.958 | 0.100 | 0.085 to 0.115 | 87.0 | 70 to 130 | 4.16 | 20 |
| BA19087 | Sodium, Total | mg/L | 0.00106 | 0.044 | 5.00 | 35.3 | 35.3 | 4.98 | 4.25 to 5.75 | 104 | 70 to 130 | 0.00 | 20 |
| BA19087 | Cadmium, Total | mg/L | 0.0000000 | 0.0001474 | 0.10 | 0.0994 | 0.0993 | 0.0996 | 0.085 to 0.115 | 99.4 | 70 to 130 | 0.101 | 20 |
| BA19087 | Cobalt, Total | mg/L | -0.000120 | 0.0001474 | 0.10 | 0.109 | 0.113 | 0.105 | 0.085 to 0.115 | 105 | 70 to 130 | 3.60 | 20 |
| BA19087 | Potassium, Total | mg/L | 0.0167 | 0.3674 | 10.0 | 17.0 | 17.3 | 10.0 | 8.5 to 11.5 | 105 | 70 to 130 | 1.75 | 20 |
| BA19087 | Thallium, Total | mg/L | -0.000118 | 0.0001474 | 0.10 | 0.103 | 0.106 | 0.105 | 0.085 to 0.115 | 103 | 70 to 130 | 2.87 | 20 |
| BA19087 | Beryllium, Total | mg/L | 0.0000250 | 0.00088 | 0.10 | 0.0998 | 0.0992 | 0.0970 | 0.085 to 0.115 | 99.8 | 70 to 130 | 0.603 | 20 |
| BA19087 | Boron, Total | mg/L | 0.00112 | 0.0650254 | 1.00 | 1.48 | 1.48 | 0.993 | 0.85 to 1.15 | 100 | 70 to 130 | 0.00 | 20 |
| BA19087 | Lead, Total | mg/L | 0.0000071 | 0.0001474 | 0.10 | 0.108 | 0.108 | 0.108 | 0.085 to 0.115 | 108 | 70 to 130 | 0.00 | 20 |
| BA19088 | Manganese, Dissolved | mg/L | -0.0000134 | 0.0001474 | 0.100 | 3.37 | 3.55 | 0.1000 | 0.085 to 0.115 | -50.0 | 70 to 130 | 5.20 | 20 |
| BA19089 | Iron, Dissolved | mg/L | 0.000375 | 0.0176 | 0.2 | 2.32 | 2.32 | 0.203 | 0.17 to 0.23 | 140 | 70 to 130 | 0.00 | 20 |

**Comments:** The client submitted filtered samples for dissolved analysis, but no MB or LCS were submitted. Therefore, dissolved data is qualified.
LBM 11/17/20

Reported: 11/20/2020
Version: 3.1
COA_CCR

Alabama Power
General Test Laboratory
744 County Road 87, GSC #8
Calera, AL 35040

Alabama Power

# Batch QC Summary

**Customer Account:** WMWMILAP
**Sample Date:** 10/13/20 13:45
**Customer ID:**
**Delivery Date:** 10/15/20 16:43

**Description:** Miller Ash Pond - MW-3S

**Laboratory ID Number:** BA19084

| Sample | Analysis | Units | MB | MB Limit | Spike | MS | Sample Duplicate | Standard | Standard Limit | Rec | Rec Limit | Prec | Prec Limit |
|---|---|---|---|---|---|---|---|---|---|---|---|---|---|
| BA19089 | Alkalinity, Total as CaCO3 | mg/L | | | | | 88.7 | 52.6 | 45.0 to 55.0 | | | 3.79 | 10 |
| BA19087 | Sulfate | mg/L | -0.395 | 0.50 | 800 | 1360 | 568 | 18.8 | 18 to 22 | 98.6 | 80 to 120 | 0.527 | 20 |
| BA19089 | Solids, Dissolved | mg/L | 0.0000 | 25 | | | 1180 | 49.0 | 40 to 60 | | | 0.426 | 5 |
| BA19087 | Chloride | mg/L | 0.00813 | 0.50 | 50.0 | 80.7 | 31.6 | 9.81 | 9 to 11 | 90.4 | 80 to 120 | 11.6 | 20 |
| BA19087 | Fluoride | mg/L | 0.0145 | 0.05 | 2.50 | 2.61 | 0.137 | 2.59 | 2.25 to 2.75 | 99.2 | 80 to 120 | 4.48 | 20 |

**Comments:** The client submitted filtered samples for dissolved analysis, but no MB or LCS were submitted. Therefore, dissolved data is qualified.
LBM 11/17/20

Reported: 11/20/2020
Version: 3.1
COA_CCR

Alabama Power
General Test Laboratory
744 County Road 87, GSC #8
Calera, AL 35040

# Certificate Of Analysis

Alabama Power

**Description:** Miller Ash Pond - MW-3D

**Location Code:** WMWMILAP
**Collected:** 10/13/20 14:55
**Customer ID:**
**Submittal Date:** 10/15/20 16:43

**Laboratory ID Number:** BA19085

| Name | Prepared | Analyzed | Vio Spec | DF | Results | Units | MDL | RL | Q |
|---|---|---|---|---|---|---|---|---|---|
| ***Analytical Method: EPA 200.7*** | ***Analyst: RDA*** | | | | ***Preparation Method: EPA 1638*** | | | | |
| * Boron, Total | 11/3/20 09:00 | 11/4/20 10:23 | | 1.015 | 0.492 | mg/L | 0.03 | 0.1 | |
| * Calcium, Total | 11/3/20 09:00 | 11/4/20 11:57 | | 10.15 | 162 | mg/L | 1.015 | 5.075 | |
| * Iron, Total | 11/3/20 09:00 | 11/4/20 10:23 | | 1.015 | 3.87 | mg/L | 0.02 | 0.05 | |
| * Lithium, Total | 11/3/20 09:00 | 11/4/20 10:23 | | 1.015 | 0.121 | mg/L | 0.01 | 0.02 | |
| * Magnesium, Total | 11/3/20 09:00 | 11/4/20 10:23 | | 1.015 | 36.2 | mg/L | 0.1 | 0.5 | |
| * Sodium, Total | 11/3/20 09:00 | 11/4/20 11:57 | | 10.15 | 81.9 | mg/L | 1.015 | 5.075 | |
| ***Analytical Method: EPA 200.7*** | ***Analyst: RDA*** | | | | | | | | |
| * Iron, Dissolved | 10/27/20 15:00 | 11/2/20 11:27 | | 1.015 | 3.32 | mg/L | 0.02 | 0.05 | |
| ***Analytical Method: EPA 200.8*** | ***Analyst: DLJ*** | | | | ***Preparation Method: EPA 1638*** | | | | |
| * Antimony, Total | 10/30/20 11:47 | 11/2/20 11:57 | | 1.015 | Not Detected | mg/L | 0.0008 | 0.003 | U |
| * Arsenic, Total | 10/30/20 11:47 | 11/2/20 11:57 | | 1.015 | 0.0150 | mg/L | 0.001 | 0.005 | |
| * Barium, Total | 10/30/20 11:47 | 11/2/20 11:57 | | 1.015 | 0.0293 | mg/L | 0.002 | 0.01 | |
| * Beryllium, Total | 10/30/20 11:47 | 11/2/20 11:57 | | 1.015 | Not Detected | mg/L | 0.0006 | 0.003 | U |
| * Cadmium, Total | 10/30/20 11:47 | 11/2/20 11:57 | | 1.015 | Not Detected | mg/L | 0.0003 | 0.001 | U |
| * Chromium, Total | 10/30/20 11:47 | 11/2/20 11:57 | | 1.015 | Not Detected | mg/L | 0.002 | 0.01 | U |
| * Cobalt, Total | 10/30/20 11:47 | 11/2/20 11:57 | | 1.015 | 0.00555 | mg/L | 0.002 | 0.005 | |
| * Lead, Total | 10/30/20 11:47 | 11/2/20 11:57 | | 1.015 | Not Detected | mg/L | 0.001 | 0.005 | U |
| * Molybdenum, Total | 10/30/20 11:47 | 11/2/20 11:57 | | 1.015 | 0.0265 | mg/L | 0.002 | 0.01 | |
| * Potassium, Total | 10/30/20 11:47 | 11/2/20 11:57 | | 1.015 | 6.80 | mg/L | 0.3 | 2.5 | |
| * Manganese, Total | 10/30/20 11:47 | 11/5/20 09:31 | | 5.075 | 1.81 | mg/L | 0.005075 | 0.025375 | |
| * Selenium, Total | 10/30/20 11:47 | 11/2/20 11:57 | | 1.015 | Not Detected | mg/L | 0.002 | 0.01 | U |
| * Thallium, Total | 10/30/20 11:47 | 11/2/20 11:57 | | 1.015 | Not Detected | mg/L | 0.0002 | 0.001 | U |
| ***Analytical Method: EPA 200.8*** | ***Analyst: DLJ*** | | | | | | | | |
| * Manganese, Dissolved | 11/2/20 13:48 | 11/5/20 16:45 | | 5.075 | 1.79 | mg/L | 0.005075 | 0.025375 | |
| ***Analytical Method: EPA 245.1*** | ***Analyst: GAS*** | | | | | | | | |
| * Mercury, Total by CVAA | 10/20/20 09:14 | 10/21/20 12:55 | | 1 | Not Detected | mg/L | 0.0003 | 0.0005 | U |
| ***Analytical Method: SM 2320 B*** | ***Analyst: JAG*** | | | | | | | | |
| Alkalinity, Total as CaCO3 | 10/22/20 09:12 | 10/22/20 11:02 | | 1 | 179 | mg/L | | 0.1 | |
| ***Analytical Method: SM 2540C*** | ***Analyst: TJW*** | | | | | | | | |
| * Solids, Dissolved | 10/16/20 12:00 | 10/20/20 08:15 | | 1 | 937 | mg/L | | 83.3 | |

MDL's and RL's are adjusted for sample dilution, as applicable

**Comments:** The client submitted filtered samples for dissolved analysis, but no MB or LCS were submitted. Therefore, dissolved data is qualified.
LBM 11/17/20

Reported: 11/20/2020
Version: 3.1
COA_CCR

Alabama Power
General Test Laboratory
744 County Road 87, GSC #8
Calera, AL 35040

# *Certificate Of Analysis*

Alabama Power

**Description:** Miller Ash Pond - MW-3D

**Location Code:** WMWMILAP
**Collected:** 10/13/20 14:55
**Customer ID:**
**Submittal Date:** 10/15/20 16:43

**Laboratory ID Number:** BA19085

| Name | Prepared | Analyzed | Vio Spec | DF | Results | Units | MDL | RL | Q |
|---|---|---|---|---|---|---|---|---|---|
| ***Analytical Method: SM 4500CO2 D*** | ***Analyst: JAG*** | | | | | | | | |
| Bicarbonate Alkalinity, (calc.) | 10/22/20 09:12 | 10/22/20 11:02 | | 1 | 179 | mg/L | | | |
| Carbonate Alkalinity, (calc.) | 10/22/20 09:12 | 10/22/20 11:02 | | 1 | 0.16 | mg/L | | | |
| ***Analytical Method: SM4500Cl E*** | ***Analyst: JCC*** | | | | | | | | |
| * Chloride | 10/28/20 11:14 | 10/28/20 11:14 | | 2 | 25.9 | mg/L | 1.00 | 2 | |
| ***Analytical Method: SM4500F G 2017*** | ***Analyst: JCC*** | | | | | | | | |
| * Fluoride | 10/30/20 12:14 | 10/30/20 12:14 | | 1 | 0.362 | mg/L | 0.06 | 0.1 | |
| ***Analytical Method: SM4500SO4 E 2011*** | ***Analyst: JCC*** | | | | | | | | |
| * Sulfate | 10/19/20 11:15 | 10/19/20 11:15 | | 25 | 473 | mg/L | 12.50 | 25 | |
| ***Analytical Method: Field Measurements*** | ***Analyst: TJD*** | | | | | | | | |
| Conductivity | 10/13/20 14:51 | 10/13/20 14:51 | | | 1228.24 | uS/cm | | | FA |
| pH | 10/13/20 14:51 | 10/13/20 14:51 | | | 6.90 | SU | | | FA |
| Temperature | 10/13/20 14:51 | 10/13/20 14:51 | | | 18.31 | C | | | FA |
| Turbidity | 10/13/20 14:51 | 10/13/20 14:51 | | | 2.85 | NTU | | | FA |

MDL's and RL's are adjusted for sample dilution, as applicable

**Comments:** The client submitted filtered samples for dissolved analysis, but no MB or LCS were submitted. Therefore, dissolved data is qualified.
LBM 11/17/20

Reported: 11/20/2020
Version: 3.1
COA_CCR

Alabama Power
General Test Laboratory
744 County Road 87, GSC #8
Calera, AL 35040

# Batch QC Summary

Alabama Power

**Customer Account:** WMWMILAP
**Sample Date:** 10/13/20 14:55
**Customer ID:**
**Delivery Date:** 10/15/20 16:43

**Description:** Miller Ash Pond - MW-3D

**Laboratory ID Number:** BA19085

| Sample | Analysis | Units | MB | MB Limit | Spike | MS | MSD | Standard | Standard Limit | Rec | Rec Limit | Prec | Prec Limit |
|---|---|---|---|---|---|---|---|---|---|---|---|---|---|
| BA19087 | Chromium, Total | mg/L | -0.0000094 | 0.00044 | 0.10 | 0.107 | 0.110 | 0.105 | 0.085 to 0.115 | 107 | 70 to 130 | 2.76 | 20 |
| BA19087 | Selenium, Total | mg/L | 0.0000338 | 0.001 | 0.10 | 0.106 | 0.105 | 0.103 | 0.085 to 0.115 | 106 | 70 to 130 | 0.948 | 20 |
| BA19087 | Lithium, Total | mg/L | -0.0000198 | 0.0154 | 0.20 | 0.295 | 0.297 | 0.201 | 0.17 to 0.23 | 118 | 70 to 130 | 0.676 | 20 |
| BA19087 | Magnesium, Total | mg/L | -0.0000539 | 0.0462 | 5.00 | 54.8 | 53.2 | 5.02 | 4.25 to 5.75 | 128 | 70 to 130 | 2.96 | 20 |
| BA19087 | Calcium, Total | mg/L | 0.000658 | 0.1518 | 5.00 | 208 | 202 | 5.10 | 4.25 to 5.75 | 220 | 70 to 130 | 2.93 | 20 |
| BA19087 | Molybdenum, Total | mg/L | 0.0000095 | 0.0001474 | 0.10 | 0.107 | 0.106 | 0.100 | 0.085 to 0.115 | 107 | 70 to 130 | 0.939 | 20 |
| BA19087 | Beryllium, Total | mg/L | 0.0000250 | 0.00088 | 0.10 | 0.0998 | 0.0992 | 0.0970 | 0.085 to 0.115 | 99.8 | 70 to 130 | 0.603 | 20 |
| BA19087 | Boron, Total | mg/L | 0.00112 | 0.0650254 | 1.00 | 1.48 | 1.48 | 0.993 | 0.85 to 1.15 | 100 | 70 to 130 | 0.00 | 20 |
| BA19087 | Lead, Total | mg/L | 0.0000071 | 0.0001474 | 0.10 | 0.108 | 0.108 | 0.108 | 0.085 to 0.115 | 108 | 70 to 130 | 0.00 | 20 |
| BA19088 | Manganese, Dissolved | mg/L | -0.0000134 | 0.0001474 | 0.100 | 3.37 | 3.55 | 0.1000 | 0.085 to 0.115 | -50.0 | 70 to 130 | 5.20 | 20 |
| BA19089 | Iron, Dissolved | mg/L | 0.000375 | 0.0176 | 0.2 | 2.32 | 2.32 | 0.203 | 0.17 to 0.23 | 140 | 70 to 130 | 0.00 | 20 |
| BA19087 | Iron, Total | mg/L | 0.000385 | 0.0176 | 0.2 | 0.711 | 0.718 | 0.198 | 0.17 to 0.23 | 93.5 | 70 to 130 | 0.980 | 20 |
| BA19087 | Mercury, Total by CVAA | mg/L | 0.0000175 | 0.0005 | 0.004 | 0.00386 | 0.00388 | 0.00400 | 0.0034 to 0.0046 | 96.5 | 70 to 130 | 0.517 | 20 |
| BA19087 | Antimony, Total | mg/L | 0.000183 | 0.001 | 0.10 | 0.104 | 0.100 | 0.0962 | 0.085 to 0.115 | 104 | 70 to 130 | 3.92 | 20 |
| BA19087 | Arsenic, Total | mg/L | 0.0000156 | 0.0001474 | 0.10 | 0.110 | 0.110 | 0.104 | 0.085 to 0.115 | 110 | 70 to 130 | 0.00 | 20 |
| BA19087 | Barium, Total | mg/L | -0.0000146 | 0.0002 | 0.10 | 0.118 | 0.118 | 0.0965 | 0.085 to 0.115 | 99.9 | 70 to 130 | 0.00 | 20 |
| BA19087 | Manganese, Total | mg/L | 0.0000202 | 0.0001474 | 0.10 | 0.919 | 0.958 | 0.100 | 0.085 to 0.115 | 87.0 | 70 to 130 | 4.16 | 20 |
| BA19087 | Sodium, Total | mg/L | 0.00106 | 0.044 | 5.00 | 35.3 | 35.3 | 4.98 | 4.25 to 5.75 | 104 | 70 to 130 | 0.00 | 20 |
| BA19087 | Cadmium, Total | mg/L | 0.0000000 | 0.0001474 | 0.10 | 0.0994 | 0.0993 | 0.0996 | 0.085 to 0.115 | 99.4 | 70 to 130 | 0.101 | 20 |
| BA19087 | Cobalt, Total | mg/L | -0.000120 | 0.0001474 | 0.10 | 0.109 | 0.113 | 0.105 | 0.085 to 0.115 | 105 | 70 to 130 | 3.60 | 20 |
| BA19087 | Potassium, Total | mg/L | 0.0167 | 0.3674 | 10.0 | 17.0 | 17.3 | 10.0 | 8.5 to 11.5 | 105 | 70 to 130 | 1.75 | 20 |
| BA19087 | Thallium, Total | mg/L | -0.000118 | 0.0001474 | 0.10 | 0.103 | 0.106 | 0.105 | 0.085 to 0.115 | 103 | 70 to 130 | 2.87 | 20 |

**Comments:** The client submitted filtered samples for dissolved analysis, but no MB or LCS were submitted. Therefore, dissolved data is qualified.
LBM 11/17/20

Reported: 11/20/2020
Version: 3.1
COA_CCR

Alabama Power
General Test Laboratory
744 County Road 87, GSC #8
Calera, AL 35040

Alabama Power

# Batch QC Summary

**Customer Account:** WMWMILAP
**Sample Date:** 10/13/20 14:55
**Customer ID:**
**Delivery Date:** 10/15/20 16:43

**Description:** Miller Ash Pond - MW-3D

**Laboratory ID Number:** BA19085

| Sample | Analysis | Units | MB | MB Limit | Spike | MS | Sample Duplicate | Standard | Standard Limit | Rec | Rec Limit | Prec | Prec Limit |
|---|---|---|---|---|---|---|---|---|---|---|---|---|---|
| BA19089 | Alkalinity, Total as CaCO3 | mg/L | | | | | 88.7 | 52.6 | 45.0 to 55.0 | | | 3.79 | 10 |
| BA19087 | Sulfate | mg/L | -0.395 | 0.50 | 800 | 1360 | 568 | 18.8 | 18 to 22 | 98.6 | 80 to 120 | 0.527 | 20 |
| BA19089 | Solids, Dissolved | mg/L | 0.0000 | 25 | | | 1180 | 49.0 | 40 to 60 | | | 0.426 | 5 |
| BA19087 | Chloride | mg/L | 0.00813 | 0.50 | 50.0 | 80.7 | 31.6 | 9.81 | 9 to 11 | 90.4 | 80 to 120 | 11.6 | 20 |
| BA19087 | Fluoride | mg/L | 0.0145 | 0.05 | 2.50 | 2.61 | 0.137 | 2.59 | 2.25 to 2.75 | 99.2 | 80 to 120 | 4.48 | 20 |

**Comments:** The client submitted filtered samples for dissolved analysis, but no MB or LCS were submitted. Therefore, dissolved data is qualified.
LBM 11/17/20

Reported: 11/20/2020
Version: 3.1
COA_CCR

Alabama Power
General Test Laboratory
744 County Road 87, GSC #8
Calera, AL 35040

# Certificate Of Analysis

Alabama Power

**Description:** Miller Ash Pond - MW-4V

**Location Code:** WMWMILAP
**Collected:** 10/14/20 10:25
**Customer ID:**
**Submittal Date:** 10/15/20 16:43

**Laboratory ID Number:** BA19086

| Name | Prepared | Analyzed | Vio Spec | DF | Results | Units | MDL | RL | Q |
|---|---|---|---|---|---|---|---|---|---|
| ***Analytical Method: EPA 200.7*** | ***Analyst: RDA*** | | | | ***Preparation Method: EPA 1638*** | | | | |
| * Boron, Total | 11/3/20 09:00 | 11/4/20 10:27 | | 1.015 | 0.483 | mg/L | 0.03 | 0.1 | |
| * Calcium, Total | 11/3/20 09:00 | 11/4/20 12:01 | | 10.15 | 193 | mg/L | 1.015 | 5.075 | |
| * Iron, Total | 11/3/20 09:00 | 11/4/20 10:27 | | 1.015 | 0.527 | mg/L | 0.02 | 0.05 | |
| * Lithium, Total | 11/3/20 09:00 | 11/4/20 10:27 | | 1.015 | 0.0601 | mg/L | 0.01 | 0.02 | |
| * Magnesium, Total | 11/3/20 09:00 | 11/4/20 12:01 | | 10.15 | 47.3 | mg/L | 1.015 | 5.075 | |
| * Sodium, Total | 11/3/20 09:00 | 11/4/20 10:27 | | 1.015 | 30.4 | mg/L | 0.1 | 0.5 | |
| ***Analytical Method: EPA 200.7*** | ***Analyst: RDA*** | | | | | | | | |
| * Iron, Dissolved | 10/27/20 15:00 | 11/2/20 11:31 | | 1.015 | 0.519 | mg/L | 0.02 | 0.05 | |
| ***Analytical Method: EPA 200.8*** | ***Analyst: DLJ*** | | | | ***Preparation Method: EPA 1638*** | | | | |
| * Antimony, Total | 10/30/20 11:47 | 11/2/20 12:00 | | 1.015 | Not Detected | mg/L | 0.0008 | 0.003 | U |
| * Arsenic, Total | 10/30/20 11:47 | 11/2/20 12:00 | | 1.015 | Not Detected | mg/L | 0.001 | 0.005 | U |
| * Barium, Total | 10/30/20 11:47 | 11/2/20 12:00 | | 1.015 | 0.0179 | mg/L | 0.002 | 0.01 | |
| * Beryllium, Total | 10/30/20 11:47 | 11/2/20 12:00 | | 1.015 | Not Detected | mg/L | 0.0006 | 0.003 | U |
| * Cadmium, Total | 10/30/20 11:47 | 11/2/20 12:00 | | 1.015 | Not Detected | mg/L | 0.0003 | 0.001 | U |
| * Chromium, Total | 10/30/20 11:47 | 11/2/20 12:00 | | 1.015 | Not Detected | mg/L | 0.002 | 0.01 | U |
| * Cobalt, Total | 10/30/20 11:47 | 11/2/20 12:00 | | 1.015 | 0.00364 | mg/L | 0.002 | 0.005 | J |
| * Lead, Total | 10/30/20 11:47 | 11/2/20 12:00 | | 1.015 | Not Detected | mg/L | 0.001 | 0.005 | U |
| * Molybdenum, Total | 10/30/20 11:47 | 11/2/20 12:00 | | 1.015 | Not Detected | mg/L | 0.002 | 0.01 | U |
| * Potassium, Total | 10/30/20 11:47 | 11/2/20 12:00 | | 1.015 | 6.35 | mg/L | 0.3 | 2.5 | |
| * Manganese, Total | 10/30/20 11:47 | 11/2/20 12:00 | | 1.015 | 0.853 | mg/L | 0.001 | 0.005 | |
| * Selenium, Total | 10/30/20 11:47 | 11/2/20 12:00 | | 1.015 | Not Detected | mg/L | 0.002 | 0.01 | U |
| * Thallium, Total | 10/30/20 11:47 | 11/2/20 12:00 | | 1.015 | Not Detected | mg/L | 0.0002 | 0.001 | U |
| ***Analytical Method: EPA 200.8*** | ***Analyst: DLJ*** | | | | | | | | |
| * Manganese, Dissolved | 11/2/20 13:48 | 11/4/20 13:43 | | 1.015 | 0.841 | mg/L | 0.001 | 0.005 | |
| ***Analytical Method: EPA 245.1*** | ***Analyst: GAS*** | | | | | | | | |
| * Mercury, Total by CVAA | 10/20/20 09:14 | 10/21/20 12:58 | | 1 | Not Detected | mg/L | 0.0003 | 0.0005 | U |
| ***Analytical Method: SM 2320 B*** | ***Analyst: JAG*** | | | | | | | | |
| Alkalinity, Total as CaCO3 | 10/22/20 09:12 | 10/22/20 11:02 | | 1 | 97.5 | mg/L | | 0.1 | |
| ***Analytical Method: SM 2540C*** | ***Analyst: TJW*** | | | | | | | | |
| * Solids, Dissolved | 10/16/20 12:00 | 10/20/20 08:15 | | 1 | 963 | mg/L | | 83.3 | |

MDL's and RL's are adjusted for sample dilution, as applicable

**Comments:** The client submitted filtered samples for dissolved analysis, but no MB or LCS were submitted. Therefore, dissolved data is qualified.
LBM 11/17/20

Alabama Power
General Test Laboratory
744 County Road 87, GSC #8
Calera, AL 35040

# *Certificate Of Analysis*

Alabama Power

**Description:** Miller Ash Pond - MW-4V

**Location Code:** WMWMILAP
**Collected:** 10/14/20 10:25
**Customer ID:**
**Submittal Date:** 10/15/20 16:43

**Laboratory ID Number:** BA19086

| Name | Prepared | Analyzed | Vio Spec | DF | Results | Units | MDL | RL | Q |
|---|---|---|---|---|---|---|---|---|---|
| ***Analytical Method: SM 4500CO2 D*** | ***Analyst: JAG*** | | | | | | | | |
| Bicarbonate Alkalinity, (calc.) | 10/22/20 09:12 | 10/22/20 11:02 | | 1 | 97.5 | mg/L | | | |
| Carbonate Alkalinity, (calc.) | 10/22/20 09:12 | 10/22/20 11:02 | | 1 | 0.04 | mg/L | | | |
| ***Analytical Method: SM4500Cl E*** | ***Analyst: JCC*** | | | | | | | | |
| * Chloride | 10/28/20 11:15 | 10/28/20 11:15 | | 5 | 35.2 | mg/L | 2.50 | 5 | |
| ***Analytical Method: SM4500F G 2017*** | ***Analyst: JCC*** | | | | | | | | |
| * Fluoride | 10/30/20 12:15 | 10/30/20 12:15 | | 1 | 0.125 | mg/L | 0.06 | 0.1 | |
| ***Analytical Method: SM4500SO4 E 2011*** | ***Analyst: JCC*** | | | | | | | | |
| * Sulfate | 10/19/20 11:16 | 10/19/20 11:16 | | 32 | 554 | mg/L | 16.00 | 32 | |
| ***Analytical Method: Field Measurements*** | ***Analyst: TJD*** | | | | | | | | |
| Conductivity | 10/14/20 10:22 | 10/14/20 10:22 | | | 1208.46 | uS/cm | | | FA |
| pH | 10/14/20 10:22 | 10/14/20 10:22 | | | 6.38 | SU | | | FA |
| Temperature | 10/14/20 10:22 | 10/14/20 10:22 | | | 19.09 | C | | | FA |
| Turbidity | 10/14/20 10:22 | 10/14/20 10:22 | | | 2.41 | NTU | | | FA |

MDL's and RL's are adjusted for sample dilution, as applicable

**Comments:** The client submitted filtered samples for dissolved analysis, but no MB or LCS were submitted. Therefore, dissolved data is qualified.
LBM 11/17/20

Reported: 11/20/2020
Version: 3.1
COA_CCR

Alabama Power
General Test Laboratory
744 County Road 87, GSC #8
Calera, AL 35040

# Batch QC Summary

Alabama Power

**Customer Account:** WMWMILAP
**Sample Date:** 10/14/20 10:25
**Customer ID:**
**Delivery Date:** 10/15/20 16:43

**Description:** Miller Ash Pond - MW-4V

**Laboratory ID Number:** BA19086

| Sample | Analysis | Units | MB | MB Limit | Spike | MS | MSD | Standard | Standard Limit | Rec | Rec Limit | Prec | Prec Limit |
|---|---|---|---|---|---|---|---|---|---|---|---|---|---|
| BA19087 | Chromium, Total | mg/L | -0.0000094 | 0.00044 | 0.10 | 0.107 | 0.110 | 0.105 | 0.085 to 0.115 | 107 | 70 to 130 | 2.76 | 20 |
| BA19087 | Selenium, Total | mg/L | 0.0000338 | 0.001 | 0.10 | 0.106 | 0.105 | 0.103 | 0.085 to 0.115 | 106 | 70 to 130 | 0.948 | 20 |
| BA19087 | Arsenic, Total | mg/L | 0.0000156 | 0.0001474 | 0.10 | 0.110 | 0.110 | 0.104 | 0.085 to 0.115 | 110 | 70 to 130 | 0.00 | 20 |
| BA19087 | Barium, Total | mg/L | -0.0000146 | 0.0002 | 0.10 | 0.118 | 0.118 | 0.0965 | 0.085 to 0.115 | 99.9 | 70 to 130 | 0.00 | 20 |
| BA19087 | Manganese, Total | mg/L | 0.0000202 | 0.0001474 | 0.10 | 0.919 | 0.958 | 0.100 | 0.085 to 0.115 | 87.0 | 70 to 130 | 4.16 | 20 |
| BA19087 | Sodium, Total | mg/L | 0.00106 | 0.044 | 5.00 | 35.3 | 35.3 | 4.98 | 4.25 to 5.75 | 104 | 70 to 130 | 0.00 | 20 |
| BA19087 | Lead, Total | mg/L | 0.0000071 | 0.0001474 | 0.10 | 0.108 | 0.108 | 0.108 | 0.085 to 0.115 | 108 | 70 to 130 | 0.00 | 20 |
| BA19088 | Manganese, Dissolved | mg/L | -0.0000134 | 0.0001474 | 0.100 | 3.37 | 3.55 | 0.1000 | 0.085 to 0.115 | -50.0 | 70 to 130 | 5.20 | 20 |
| BA19089 | Iron, Dissolved | mg/L | 0.000375 | 0.0176 | 0.2 | 2.32 | 2.32 | 0.203 | 0.17 to 0.23 | 140 | 70 to 130 | 0.00 | 20 |
| BA19087 | Lithium, Total | mg/L | -0.0000198 | 0.0154 | 0.20 | 0.295 | 0.297 | 0.201 | 0.17 to 0.23 | 118 | 70 to 130 | 0.676 | 20 |
| BA19087 | Magnesium, Total | mg/L | -0.0000539 | 0.0462 | 5.00 | 54.8 | 53.2 | 5.02 | 4.25 to 5.75 | 128 | 70 to 130 | 2.96 | 20 |
| BA19087 | Beryllium, Total | mg/L | 0.0000250 | 0.00088 | 0.10 | 0.0998 | 0.0992 | 0.0970 | 0.085 to 0.115 | 99.8 | 70 to 130 | 0.603 | 20 |
| BA19087 | Boron, Total | mg/L | 0.00112 | 0.0650254 | 1.00 | 1.48 | 1.48 | 0.993 | 0.85 to 1.15 | 100 | 70 to 130 | 0.00 | 20 |
| BA19087 | Cadmium, Total | mg/L | 0.0000000 | 0.0001474 | 0.10 | 0.0994 | 0.0993 | 0.0996 | 0.085 to 0.115 | 99.4 | 70 to 130 | 0.101 | 20 |
| BA19087 | Cobalt, Total | mg/L | -0.000120 | 0.0001474 | 0.10 | 0.109 | 0.113 | 0.105 | 0.085 to 0.115 | 105 | 70 to 130 | 3.60 | 20 |
| BA19087 | Potassium, Total | mg/L | 0.0167 | 0.3674 | 10.0 | 17.0 | 17.3 | 10.0 | 8.5 to 11.5 | 105 | 70 to 130 | 1.75 | 20 |
| BA19087 | Thallium, Total | mg/L | -0.000118 | 0.0001474 | 0.10 | 0.103 | 0.106 | 0.105 | 0.085 to 0.115 | 103 | 70 to 130 | 2.87 | 20 |
| BA19087 | Iron, Total | mg/L | 0.000385 | 0.0176 | 0.2 | 0.711 | 0.718 | 0.198 | 0.17 to 0.23 | 93.5 | 70 to 130 | 0.980 | 20 |
| BA19087 | Mercury, Total by CVAA | mg/L | 0.0000175 | 0.0005 | 0.004 | 0.00386 | 0.00388 | 0.00400 | 0.0034 to 0.0046 | 96.5 | 70 to 130 | 0.517 | 20 |
| BA19087 | Antimony, Total | mg/L | 0.000183 | 0.001 | 0.10 | 0.104 | 0.100 | 0.0962 | 0.085 to 0.115 | 104 | 70 to 130 | 3.92 | 20 |
| BA19087 | Calcium, Total | mg/L | 0.000658 | 0.1518 | 5.00 | 208 | 202 | 5.10 | 4.25 to 5.75 | 220 | 70 to 130 | 2.93 | 20 |
| BA19087 | Molybdenum, Total | mg/L | 0.0000095 | 0.0001474 | 0.10 | 0.107 | 0.106 | 0.100 | 0.085 to 0.115 | 107 | 70 to 130 | 0.939 | 20 |

**Comments:** The client submitted filtered samples for dissolved analysis, but no MB or LCS were submitted. Therefore, dissolved data is qualified.
LBM 11/17/20

Reported: 11/20/2020
Version: 3.1
COA_CCR

Alabama Power
General Test Laboratory
744 County Road 87, GSC #8
Calera, AL 35040

Alabama Power

# Batch QC Summary

**Customer Account:** WMWMILAP
**Sample Date:** 10/14/20 10:25
**Customer ID:**
**Delivery Date:** 10/15/20 16:43

**Description:** Miller Ash Pond - MW-4V

**Laboratory ID Number:** BA19086

| Sample | Analysis | Units | MB | MB Limit | Spike | MS | Sample Duplicate | Standard | Standard Limit | Rec | Rec Limit | Prec | Prec Limit |
|---|---|---|---|---|---|---|---|---|---|---|---|---|---|
| BA19089 | Alkalinity, Total as CaCO3 | mg/L | | | | | 88.7 | 52.6 | 45.0 to 55.0 | | | 3.79 | 10 |
| BA19087 | Sulfate | mg/L | -0.395 | 0.50 | 800 | 1360 | 568 | 18.8 | 18 to 22 | 98.6 | 80 to 120 | 0.527 | 20 |
| BA19089 | Solids, Dissolved | mg/L | 0.0000 | 25 | | | 1180 | 49.0 | 40 to 60 | | | 0.426 | 5 |
| BA19087 | Chloride | mg/L | 0.00813 | 0.50 | 50.0 | 80.7 | 31.6 | 9.81 | 9 to 11 | 90.4 | 80 to 120 | 11.6 | 20 |
| BA19087 | Fluoride | mg/L | 0.0145 | 0.05 | 2.50 | 2.61 | 0.137 | 2.59 | 2.25 to 2.75 | 99.2 | 80 to 120 | 4.48 | 20 |

**Comments:** The client submitted filtered samples for dissolved analysis, but no MB or LCS were submitted. Therefore, dissolved data is qualified.
LBM 11/17/20

Reported: 11/20/2020
Version: 3.1
COA_CCR

Alabama Power
General Test Laboratory
744 County Road 87, GSC #8
Calera, AL 35040

# Certificate Of Analysis

Alabama Power

**Description:** Miller Ash Pond - MW-4V DUP

**Location Code:** WMWMILAP
**Collected:** 10/14/20 10:25
**Customer ID:**
**Submittal Date:** 10/15/20 16:43

**Laboratory ID Number:** BA19087

| Name | Prepared | Analyzed | Vio Spec | DF | Results | Units | MDL | RL | Q |
|---|---|---|---|---|---|---|---|---|---|
| ***Analytical Method: EPA 200.7*** | ***Analyst: RDA*** | | | | ***Preparation Method: EPA 1638*** | | | | |
| * Boron, Total | 11/3/20 09:00 | 11/4/20 10:30 | | 1.015 | 0.477 | mg/L | 0.03 | 0.1 | |
| * Calcium, Total | 11/3/20 09:00 | 11/4/20 12:04 | | 10.15 | 197 | mg/L | 1.015 | 5.075 | RA |
| * Iron, Total | 11/3/20 09:00 | 11/4/20 10:30 | | 1.015 | 0.524 | mg/L | 0.02 | 0.05 | |
| * Lithium, Total | 11/3/20 09:00 | 11/4/20 10:30 | | 1.015 | 0.0584 | mg/L | 0.01 | 0.02 | |
| * Magnesium, Total | 11/3/20 09:00 | 11/4/20 12:04 | | 10.15 | 48.4 | mg/L | 1.015 | 5.075 | |
| * Sodium, Total | 11/3/20 09:00 | 11/4/20 10:30 | | 1.015 | 30.1 | mg/L | 0.1 | 0.5 | |
| ***Analytical Method: EPA 200.7*** | ***Analyst: RDA*** | | | | | | | | |
| * Iron, Dissolved | 10/27/20 15:00 | 11/2/20 11:34 | | 1.015 | 0.530 | mg/L | 0.02 | 0.05 | |
| ***Analytical Method: EPA 200.8*** | ***Analyst: DLJ*** | | | | ***Preparation Method: EPA 1638*** | | | | |
| * Antimony, Total | 10/30/20 11:47 | 11/2/20 12:03 | | 1.015 | Not Detected | mg/L | 0.0008 | 0.003 | U |
| * Arsenic, Total | 10/30/20 11:47 | 11/2/20 12:03 | | 1.015 | Not Detected | mg/L | 0.001 | 0.005 | U |
| * Barium, Total | 10/30/20 11:47 | 11/2/20 12:03 | | 1.015 | 0.0181 | mg/L | 0.002 | 0.01 | |
| * Beryllium, Total | 10/30/20 11:47 | 11/2/20 12:03 | | 1.015 | Not Detected | mg/L | 0.0006 | 0.003 | U |
| * Cadmium, Total | 10/30/20 11:47 | 11/2/20 12:03 | | 1.015 | Not Detected | mg/L | 0.0003 | 0.001 | U |
| * Chromium, Total | 10/30/20 11:47 | 11/2/20 12:03 | | 1.015 | Not Detected | mg/L | 0.002 | 0.01 | U |
| * Cobalt, Total | 10/30/20 11:47 | 11/2/20 12:03 | | 1.015 | 0.00362 | mg/L | 0.002 | 0.005 | J |
| * Lead, Total | 10/30/20 11:47 | 11/2/20 12:03 | | 1.015 | Not Detected | mg/L | 0.001 | 0.005 | U |
| * Molybdenum, Total | 10/30/20 11:47 | 11/2/20 12:03 | | 1.015 | Not Detected | mg/L | 0.002 | 0.01 | U |
| * Potassium, Total | 10/30/20 11:47 | 11/2/20 12:03 | | 1.015 | 6.51 | mg/L | 0.3 | 2.5 | |
| * Manganese, Total | 10/30/20 11:47 | 11/2/20 12:03 | | 1.015 | 0.832 | mg/L | 0.001 | 0.005 | |
| * Selenium, Total | 10/30/20 11:47 | 11/2/20 12:03 | | 1.015 | Not Detected | mg/L | 0.002 | 0.01 | U |
| * Thallium, Total | 10/30/20 11:47 | 11/2/20 12:03 | | 1.015 | Not Detected | mg/L | 0.0002 | 0.001 | U |
| ***Analytical Method: EPA 200.8*** | ***Analyst: DLJ*** | | | | | | | | |
| * Manganese, Dissolved | 11/2/20 13:48 | 11/4/20 13:46 | | 1.015 | 0.872 | mg/L | 0.001 | 0.005 | |
| ***Analytical Method: EPA 245.1*** | ***Analyst: GAS*** | | | | | | | | |
| * Mercury, Total by CVAA | 10/20/20 09:14 | 10/21/20 13:00 | | 1 | Not Detected | mg/L | 0.0003 | 0.0005 | U |
| ***Analytical Method: SM 2320 B*** | ***Analyst: JAG*** | | | | | | | | |
| Alkalinity, Total as CaCO3 | 10/22/20 09:12 | 10/22/20 11:02 | | 1 | 94.2 | mg/L | | 0.1 | |
| ***Analytical Method: SM 2540C*** | ***Analyst: TJW*** | | | | | | | | |
| * Solids, Dissolved | 10/16/20 12:00 | 10/20/20 08:15 | | 1 | 977 | mg/L | | 83.3 | |

MDL's and RL's are adjusted for sample dilution, as applicable

**Comments:** The client submitted filtered samples for dissolved analysis, but no MB or LCS were submitted. Therefore, dissolved data is qualified.
LBM 11/17/20

Reported: 11/20/2020
Version: 3.1
COA_CCR

Alabama Power
General Test Laboratory
744 County Road 87, GSC #8
Calera, AL 35040

# Certificate Of Analysis

Alabama Power

**Description:** Miller Ash Pond - MW-4V DUP

**Location Code:** WMWMILAP
**Collected:** 10/14/20 10:25
**Customer ID:**
**Submittal Date:** 10/15/20 16:43

**Laboratory ID Number:** BA19087

| Name | Prepared | Analyzed | Vio Spec | DF | Results | Units | MDL | RL | Q |
|---|---|---|---|---|---|---|---|---|---|
| ***Analytical Method: SM 4500CO2 D*** | ***Analyst: JAG*** | | | | | | | | |
| Bicarbonate Alkalinity, (calc.) | 10/22/20 09:12 | 10/22/20 11:02 | | 1 | 94.2 | mg/L | | | |
| Carbonate Alkalinity, (calc.) | 10/22/20 09:12 | 10/22/20 11:02 | | 1 | 0.03 | mg/L | | | |
| ***Analytical Method: SM4500Cl E*** | ***Analyst: JCC*** | | | | | | | | |
| * Chloride | 10/28/20 11:16 | 10/28/20 11:16 | | 5 | 35.5 | mg/L | 2.50 | 5 | |
| ***Analytical Method: SM4500F G 2017*** | ***Analyst: JCC*** | | | | | | | | |
| * Fluoride | 10/30/20 12:16 | 10/30/20 12:16 | | 1 | 0.131 | mg/L | 0.06 | 0.1 | |
| ***Analytical Method: SM4500SO4 E 2011*** | ***Analyst: JCC*** | | | | | | | | |
| * Sulfate | 10/19/20 11:17 | 10/19/20 11:17 | | 40 | 571 | mg/L | 20.00 | 40 | |
| ***Analytical Method: Field Measurements*** | ***Analyst: TJD*** | | | | | | | | |
| Conductivity | 10/14/20 10:22 | 10/14/20 10:22 | | | 1208.46 | uS/cm | | | FA |
| pH | 10/14/20 10:22 | 10/14/20 10:22 | | | 6.38 | SU | | | FA |
| Temperature | 10/14/20 10:22 | 10/14/20 10:22 | | | 19.09 | C | | | FA |
| Turbidity | 10/14/20 10:22 | 10/14/20 10:22 | | | 2.41 | NTU | | | FA |

MDL's and RL's are adjusted for sample dilution, as applicable

**Comments:** The client submitted filtered samples for dissolved analysis, but no MB or LCS were submitted. Therefore, dissolved data is qualified.
LBM 11/17/20

Reported: 11/20/2020
Version: 3.1
COA_CCR

Alabama Power
General Test Laboratory
744 County Road 87, GSC #8
Calera, AL 35040

# Batch QC Summary

Alabama Power

**Customer Account:** WMWMILAP
**Sample Date:** 10/14/20 10:25
**Customer ID:**
**Delivery Date:** 10/15/20 16:43

**Description:** Miller Ash Pond - MW-4V DUP

**Laboratory ID Number:** BA19087

| Sample | Analysis | Units | MB | MB Limit | Spike | MS | MSD | Standard | Standard Limit | Rec | Rec Limit | Prec | Prec Limit |
|---|---|---|---|---|---|---|---|---|---|---|---|---|---|
| BA19087 | Chromium, Total | mg/L | -0.0000094 | 0.00044 | 0.10 | 0.107 | 0.110 | 0.105 | 0.085 to 0.115 | 107 | 70 to 130 | 2.76 | 20 |
| BA19087 | Selenium, Total | mg/L | 0.0000338 | 0.001 | 0.10 | 0.106 | 0.105 | 0.103 | 0.085 to 0.115 | 106 | 70 to 130 | 0.948 | 20 |
| BA19087 | Beryllium, Total | mg/L | 0.0000250 | 0.00088 | 0.10 | 0.0998 | 0.0992 | 0.0970 | 0.085 to 0.115 | 99.8 | 70 to 130 | 0.603 | 20 |
| BA19087 | Boron, Total | mg/L | 0.00112 | 0.0650254 | 1.00 | 1.48 | 1.48 | 0.993 | 0.85 to 1.15 | 100 | 70 to 130 | 0.00 | 20 |
| BA19087 | Arsenic, Total | mg/L | 0.0000156 | 0.0001474 | 0.10 | 0.110 | 0.110 | 0.104 | 0.085 to 0.115 | 110 | 70 to 130 | 0.00 | 20 |
| BA19087 | Barium, Total | mg/L | -0.0000146 | 0.0002 | 0.10 | 0.118 | 0.118 | 0.0965 | 0.085 to 0.115 | 99.9 | 70 to 130 | 0.00 | 20 |
| BA19087 | Manganese, Total | mg/L | 0.0000202 | 0.0001474 | 0.10 | 0.919 | 0.958 | 0.100 | 0.085 to 0.115 | 87.0 | 70 to 130 | 4.16 | 20 |
| BA19087 | Sodium, Total | mg/L | 0.00106 | 0.044 | 5.00 | 35.3 | 35.3 | 4.98 | 4.25 to 5.75 | 104 | 70 to 130 | 0.00 | 20 |
| BA19087 | Calcium, Total | mg/L | 0.000658 | 0.1518 | 5.00 | 208 | 202 | 5.10 | 4.25 to 5.75 | 220 | 70 to 130 | 2.93 | 20 |
| BA19087 | Molybdenum, Total | mg/L | 0.0000095 | 0.0001474 | 0.10 | 0.107 | 0.106 | 0.100 | 0.085 to 0.115 | 107 | 70 to 130 | 0.939 | 20 |
| BA19087 | Cadmium, Total | mg/L | 0.0000000 | 0.0001474 | 0.10 | 0.0994 | 0.0993 | 0.0996 | 0.085 to 0.115 | 99.4 | 70 to 130 | 0.101 | 20 |
| BA19087 | Cobalt, Total | mg/L | -0.000120 | 0.0001474 | 0.10 | 0.109 | 0.113 | 0.105 | 0.085 to 0.115 | 105 | 70 to 130 | 3.60 | 20 |
| BA19087 | Potassium, Total | mg/L | 0.0167 | 0.3674 | 10.0 | 17.0 | 17.3 | 10.0 | 8.5 to 11.5 | 105 | 70 to 130 | 1.75 | 20 |
| BA19087 | Thallium, Total | mg/L | -0.000118 | 0.0001474 | 0.10 | 0.103 | 0.106 | 0.105 | 0.085 to 0.115 | 103 | 70 to 130 | 2.87 | 20 |
| BA19087 | Lithium, Total | mg/L | -0.0000198 | 0.0154 | 0.20 | 0.295 | 0.297 | 0.201 | 0.17 to 0.23 | 118 | 70 to 130 | 0.676 | 20 |
| BA19087 | Magnesium, Total | mg/L | -0.0000539 | 0.0462 | 5.00 | 54.8 | 53.2 | 5.02 | 4.25 to 5.75 | 128 | 70 to 130 | 2.96 | 20 |
| BA19087 | Iron, Total | mg/L | 0.000385 | 0.0176 | 0.2 | 0.711 | 0.718 | 0.198 | 0.17 to 0.23 | 93.5 | 70 to 130 | 0.980 | 20 |
| BA19087 | Mercury, Total by CVAA | mg/L | 0.0000175 | 0.0005 | 0.004 | 0.00386 | 0.00388 | 0.00400 | 0.0034 to 0.0046 | 96.5 | 70 to 130 | 0.517 | 20 |
| BA19087 | Antimony, Total | mg/L | 0.000183 | 0.001 | 0.10 | 0.104 | 0.100 | 0.0962 | 0.085 to 0.115 | 104 | 70 to 130 | 3.92 | 20 |
| BA19087 | Lead, Total | mg/L | 0.0000071 | 0.0001474 | 0.10 | 0.108 | 0.108 | 0.108 | 0.085 to 0.115 | 108 | 70 to 130 | 0.00 | 20 |
| BA19088 | Manganese, Dissolved | mg/L | -0.0000134 | 0.0001474 | 0.100 | 3.37 | 3.55 | 0.1000 | 0.085 to 0.115 | -50.0 | 70 to 130 | 5.20 | 20 |
| BA19089 | Iron, Dissolved | mg/L | 0.000375 | 0.0176 | 0.2 | 2.32 | 2.32 | 0.203 | 0.17 to 0.23 | 140 | 70 to 130 | 0.00 | 20 |

**Comments:** The client submitted filtered samples for dissolved analysis, but no MB or LCS were submitted. Therefore, dissolved data is qualified.
LBM 11/17/20

Alabama Power
General Test Laboratory
744 County Road 87, GSC #8
Calera, AL 35040

Alabama Power

# Batch QC Summary

**Customer Account:** WMWMILAP
**Sample Date:** 10/14/20 10:25
**Customer ID:**
**Delivery Date:** 10/15/20 16:43

**Description:** Miller Ash Pond - MW-4V DUP

**Laboratory ID Number:** BA19087

| Sample | Analysis | Units | MB | MB Limit | Spike | MS | Sample Duplicate | Standard | Standard Limit | Rec | Rec Limit | Prec | Prec Limit |
|---|---|---|---|---|---|---|---|---|---|---|---|---|---|
| BA19089 | Alkalinity, Total as CaCO3 | mg/L | | | | | 88.7 | 52.6 | 45.0 to 55.0 | | | 3.79 | 10 |
| BA19087 | Sulfate | mg/L | -0.395 | 0.50 | 800 | 1360 | 568 | 18.8 | 18 to 22 | 98.6 | 80 to 120 | 0.527 | 20 |
| BA19089 | Solids, Dissolved | mg/L | 0.0000 | 25 | | | 1180 | 49.0 | 40 to 60 | | | 0.426 | 5 |
| BA19087 | Chloride | mg/L | 0.00813 | 0.50 | 50.0 | 80.7 | 31.6 | 9.81 | 9 to 11 | 90.4 | 80 to 120 | 11.6 | 20 |
| BA19087 | Fluoride | mg/L | 0.0145 | 0.05 | 2.50 | 2.61 | 0.137 | 2.59 | 2.25 to 2.75 | 99.2 | 80 to 120 | 4.48 | 20 |

**Comments:** The client submitted filtered samples for dissolved analysis, but no MB or LCS were submitted. Therefore, dissolved data is qualified.
LBM 11/17/20

Reported: 11/20/2020
Version: 3.1
COA_CCR

Alabama Power
General Test Laboratory
744 County Road 87, GSC #8
Calera, AL 35040

# Certificate Of Analysis

Alabama Power

**Description:** Miller Ash Pond - MW-4

**Location Code:** WMWMILAP
**Collected:** 10/14/20 11:50
**Customer ID:**
**Submittal Date:** 10/15/20 16:43

**Laboratory ID Number:** BA19088

| Name | Prepared | Analyzed | Vio Spec | DF | Results | Units | MDL | RL | Q |
|---|---|---|---|---|---|---|---|---|---|
| ***Analytical Method: EPA 200.7*** | ***Analyst: RDA*** | | | | ***Preparation Method: EPA 1638*** | | | | |
| * Boron, Total | 11/3/20 09:00 | 11/4/20 08:52 | | 1.015 | 0.460 | mg/L | 0.03 | 0.1 | |
| * Calcium, Total | 11/3/20 09:00 | 11/4/20 11:56 | | 10.15 | 194 | mg/L | 1.015 | 5.075 | |
| * Iron, Total | 11/3/20 09:00 | 11/4/20 08:52 | | 1.015 | 0.175 | mg/L | 0.02 | 0.05 | |
| * Lithium, Total | 11/3/20 09:00 | 11/4/20 08:52 | | 1.015 | 0.0651 | mg/L | 0.01 | 0.02 | |
| * Magnesium, Total | 11/3/20 09:00 | 11/4/20 08:52 | | 1.015 | 33.4 | mg/L | 0.1 | 0.5 | |
| * Sodium, Total | 11/3/20 09:00 | 11/4/20 08:52 | | 1.015 | 29.0 | mg/L | 0.1 | 0.5 | |
| ***Analytical Method: EPA 200.7*** | ***Analyst: RDA*** | | | | | | | | |
| * Iron, Dissolved | 10/27/20 15:00 | 11/2/20 11:37 | | 1.015 | 0.154 | mg/L | 0.02 | 0.05 | |
| ***Analytical Method: EPA 200.8*** | ***Analyst: DLJ*** | | | | ***Preparation Method: EPA 1638*** | | | | |
| * Antimony, Total | 10/30/20 11:47 | 11/2/20 12:24 | | 1.015 | Not Detected | mg/L | 0.0008 | 0.003 | U |
| * Arsenic, Total | 10/30/20 11:47 | 11/2/20 12:24 | | 1.015 | Not Detected | mg/L | 0.001 | 0.005 | U |
| * Barium, Total | 10/30/20 11:47 | 11/2/20 12:24 | | 1.015 | 0.0127 | mg/L | 0.002 | 0.01 | |
| * Beryllium, Total | 10/30/20 11:47 | 11/2/20 12:24 | | 1.015 | Not Detected | mg/L | 0.0006 | 0.003 | U |
| * Cadmium, Total | 10/30/20 11:47 | 11/2/20 12:24 | | 1.015 | Not Detected | mg/L | 0.0003 | 0.001 | U |
| * Chromium, Total | 10/30/20 11:47 | 11/2/20 12:24 | | 1.015 | Not Detected | mg/L | 0.002 | 0.01 | U |
| * Cobalt, Total | 10/30/20 11:47 | 11/2/20 12:24 | | 1.015 | 0.0117 | mg/L | 0.002 | 0.005 | |
| * Lead, Total | 10/30/20 11:47 | 11/2/20 12:24 | | 1.015 | Not Detected | mg/L | 0.001 | 0.005 | U |
| * Molybdenum, Total | 10/30/20 11:47 | 11/2/20 12:24 | | 1.015 | Not Detected | mg/L | 0.002 | 0.01 | U |
| * Potassium, Total | 10/30/20 11:47 | 11/2/20 12:24 | | 1.015 | 9.48 | mg/L | 0.3 | 2.5 | |
| * Manganese, Total | 10/30/20 11:47 | 11/5/20 09:33 | | 5.075 | 3.52 | mg/L | 0.005075 | 0.025375 | |
| * Selenium, Total | 10/30/20 11:47 | 11/2/20 12:24 | | 1.015 | Not Detected | mg/L | 0.002 | 0.01 | U |
| * Thallium, Total | 10/30/20 11:47 | 11/2/20 12:24 | | 1.015 | Not Detected | mg/L | 0.0002 | 0.001 | U |
| ***Analytical Method: EPA 200.8*** | ***Analyst: DLJ*** | | | | | | | | |
| * Manganese, Dissolved | 11/2/20 13:48 | 11/5/20 16:47 | | 5.075 | 3.42 | mg/L | 0.005075 | 0.025375 | RA |
| ***Analytical Method: EPA 245.1*** | ***Analyst: GAS*** | | | | | | | | |
| * Mercury, Total by CVAA | 10/20/20 09:14 | 10/21/20 13:17 | | 1 | Not Detected | mg/L | 0.0003 | 0.0005 | U |
| ***Analytical Method: SM 2320 B*** | ***Analyst: JAG*** | | | | | | | | |
| Alkalinity, Total as CaCO3 | 10/22/20 09:12 | 10/22/20 11:02 | | 1 | 67.3 | mg/L | | 0.1 | |
| ***Analytical Method: SM 2540C*** | ***Analyst: TJW*** | | | | | | | | |
| * Solids, Dissolved | 10/16/20 12:00 | 10/20/20 08:15 | | 1 | 934 | mg/L | | 50 | |

MDL's and RL's are adjusted for sample dilution, as applicable

**Comments:** The client submitted filtered samples for dissolved analysis, but no MB or LCS were submitted. Therefore, dissolved data is qualified.
LBM 11/17/20

Reported: 11/20/2020
Version: 3.1
COA_CCR

Alabama Power
General Test Laboratory
744 County Road 87, GSC #8
Calera, AL 35040

# Certificate Of Analysis

Alabama Power

**Description:** Miller Ash Pond - MW-4

**Location Code:** WMWMILAP
**Collected:** 10/14/20 11:50
**Customer ID:**
**Submittal Date:** 10/15/20 16:43

**Laboratory ID Number:** BA19088

| Name | Prepared | Analyzed | Vio Spec | DF | Results | Units | MDL | RL | Q |
|---|---|---|---|---|---|---|---|---|---|
| ***Analytical Method: SM 4500CO2 D*** | ***Analyst: JAG*** | | | | | | | | |
| Bicarbonate Alkalinity, (calc.) | 10/22/20 09:12 | 10/22/20 11:02 | | 1 | 67.3 | mg/L | | | |
| Carbonate Alkalinity, (calc.) | 10/22/20 09:12 | 10/22/20 11:02 | | 1 | 0.01 | mg/L | | | |
| ***Analytical Method: SM4500Cl E*** | ***Analyst: JCC*** | | | | | | | | |
| * Chloride | 10/28/20 11:39 | 10/28/20 11:39 | | 3 | 30.8 | mg/L | 1.50 | 3 | |
| ***Analytical Method: SM4500F G 2017*** | ***Analyst: JCC*** | | | | | | | | |
| * Fluoride | 10/30/20 12:28 | 10/30/20 12:28 | | 1 | 0.251 | mg/L | 0.06 | 0.1 | |
| ***Analytical Method: SM4500SO4 E 2011*** | ***Analyst: JCC*** | | | | | | | | |
| * Sulfate | 10/19/20 11:36 | 10/19/20 11:36 | | 32 | 527 | mg/L | 16.00 | 32 | |
| ***Analytical Method: Field Measurements*** | ***Analyst: TJD*** | | | | | | | | |
| Conductivity | 10/14/20 11:48 | 10/14/20 11:48 | | | 1163.26 | uS/cm | | | FA |
| pH | 10/14/20 11:48 | 10/14/20 11:48 | | | 5.93 | SU | | | FA |
| Temperature | 10/14/20 11:48 | 10/14/20 11:48 | | | 19.59 | C | | | FA |
| Turbidity | 10/14/20 11:48 | 10/14/20 11:48 | | | 1.68 | NTU | | | FA |

MDL's and RL's are adjusted for sample dilution, as applicable

**Comments:** The client submitted filtered samples for dissolved analysis, but no MB or LCS were submitted. Therefore, dissolved data is qualified.
LBM 11/17/20

Reported: 11/20/2020
Version: 3.1
COA_CCR

Alabama Power
General Test Laboratory
744 County Road 87, GSC #8
Calera, AL 35040

# Batch QC Summary

Alabama Power

**Customer Account:** WMWMILAP
**Sample Date:** 10/14/20 11:50
**Customer ID:**
**Delivery Date:** 10/15/20 16:43

**Description:** Miller Ash Pond - MW-4

**Laboratory ID Number:** BA19088

| Sample | Analysis | Units | MB | MB Limit | Spike | MS | MSD | Standard | Standard Limit | Rec | Rec Limit | Prec | Prec Limit |
|---|---|---|---|---|---|---|---|---|---|---|---|---|---|
| BA19337 | Cadmium, Total | mg/L | 0.0000000 | 0.0001474 | 0.10 | 0.100 | 0.0997 | 0.101 | 0.085 to 0.115 | 100 | 70 to 130 | 0.300 | 20 |
| BA19337 | Sodium, Total | mg/L | 0.000853 | 0.044 | 5.00 | 59.0 | 60.7 | 5.02 | 4.25 to 5.75 | 64.0 | 70 to 130 | 2.84 | 20 |
| BA19337 | Lithium, Total | mg/L | -0.000364 | 0.0154 | 0.20 | 0.270 | 0.268 | 0.192 | 0.17 to 0.23 | 103 | 70 to 130 | 0.743 | 20 |
| BA19337 | Lead, Total | mg/L | 0.0000035 | 0.0001474 | 0.10 | 0.110 | 0.107 | 0.110 | 0.085 to 0.115 | 110 | 70 to 130 | 2.76 | 20 |
| BA19337 | Calcium, Total | mg/L | -0.0000135 | 0.1518 | 5.00 | 42.2 | 43.7 | 5.05 | 4.25 to 5.75 | 66.0 | 70 to 130 | 3.49 | 20 |
| BA19337 | Chromium, Total | mg/L | -0.0000783 | 0.00044 | 0.10 | 0.106 | 0.109 | 0.109 | 0.085 to 0.115 | 106 | 70 to 130 | 2.79 | 20 |
| BA19088 | Manganese, Dissolved | mg/L | -0.0000134 | 0.0001474 | 0.100 | 3.37 | 3.55 | 0.1000 | 0.085 to 0.115 | -50.0 | 70 to 130 | 5.20 | 20 |
| BA19089 | Iron, Dissolved | mg/L | 0.000375 | 0.0176 | 0.2 | 2.32 | 2.32 | 0.203 | 0.17 to 0.23 | 140 | 70 to 130 | 0.00 | 20 |
| BA19337 | Barium, Total | mg/L | -0.0000009 | 0.0002 | 0.10 | 0.214 | 0.208 | 0.102 | 0.085 to 0.115 | 104 | 70 to 130 | 2.84 | 20 |
| BA19337 | Thallium, Total | mg/L | -0.000125 | 0.0001474 | 0.10 | 0.105 | 0.104 | 0.107 | 0.085 to 0.115 | 105 | 70 to 130 | 0.957 | 20 |
| BA19337 | Beryllium, Total | mg/L | 0.0000033 | 0.00088 | 0.10 | 0.106 | 0.107 | 0.103 | 0.085 to 0.115 | 106 | 70 to 130 | 0.939 | 20 |
| BA19337 | Iron, Total | mg/L | -0.000130 | 0.0176 | 0.2 | 0.603 | 0.596 | 0.201 | 0.17 to 0.23 | 100 | 70 to 130 | 1.17 | 20 |
| BA19091 | Mercury, Total by CVAA | mg/L | 0.0000185 | 0.0005 | 0.004 | 0.00414 | 0.00397 | 0.00409 | 0.0034 to 0.0046 | 104 | 70 to 130 | 4.19 | 20 |
| BA19337 | Cobalt, Total | mg/L | -0.000122 | 0.0001474 | 0.10 | 0.105 | 0.107 | 0.108 | 0.085 to 0.115 | 105 | 70 to 130 | 1.89 | 20 |
| BA19337 | Magnesium, Total | mg/L | 0.0000281 | 0.0462 | 5.00 | 18.2 | 18.3 | 5.09 | 4.25 to 5.75 | 98.0 | 70 to 130 | 0.548 | 20 |
| BA19337 | Manganese, Total | mg/L | 0.0000123 | 0.0001474 | 0.10 | 0.120 | 0.122 | 0.103 | 0.085 to 0.115 | 101 | 70 to 130 | 1.65 | 20 |
| BA19337 | Molybdenum, Total | mg/L | 0.0000111 | 0.0001474 | 0.10 | 0.105 | 0.103 | 0.104 | 0.085 to 0.115 | 105 | 70 to 130 | 1.92 | 20 |
| BA19337 | Arsenic, Total | mg/L | 0.0000143 | 0.0001474 | 0.10 | 0.112 | 0.110 | 0.110 | 0.085 to 0.115 | 110 | 70 to 130 | 1.80 | 20 |
| BA19337 | Boron, Total | mg/L | 0.000514 | 0.0650254 | 1.00 | 1.03 | 1.03 | 0.990 | 0.85 to 1.15 | 103 | 70 to 130 | 0.00 | 20 |
| BA19337 | Potassium, Total | mg/L | 0.0330 | 0.3674 | 10.0 | 12.7 | 12.9 | 10.5 | 8.5 to 11.5 | 104 | 70 to 130 | 1.56 | 20 |
| BA19337 | Antimony, Total | mg/L | 0.000207 | 0.001 | 0.10 | 0.104 | 0.103 | 0.0995 | 0.085 to 0.115 | 102 | 70 to 130 | 0.966 | 20 |
| BA19337 | Selenium, Total | mg/L | 0.0000824 | 0.001 | 0.10 | 0.104 | 0.103 | 0.104 | 0.085 to 0.115 | 104 | 70 to 130 | 0.966 | 20 |

**Comments:** The client submitted filtered samples for dissolved analysis, but no MB or LCS were submitted. Therefore, dissolved data is qualified.
LBM 11/17/20

Reported: 11/20/2020
Version: 3.1
COA_CCR

Alabama Power
General Test Laboratory
744 County Road 87, GSC #8
Calera, AL 35040

Alabama Power

# Batch QC Summary

**Customer Account:** WMWMILAP
**Sample Date:** 10/14/20 11:50
**Customer ID:**
**Delivery Date:** 10/15/20 16:43

**Description:** Miller Ash Pond - MW-4

**Laboratory ID Number:** BA19088

| Sample | Analysis | Units | MB | MB Limit | Spike | MS | Sample Duplicate | Standard | Standard Limit | Rec | Rec Limit | Prec | Prec Limit |
|---|---|---|---|---|---|---|---|---|---|---|---|---|---|
| BA19091 | Sulfate | mg/L | -0.441 | 0.50 | 20.0 | 25.6 | 7.42 | 18.8 | 18 to 22 | 91.6 | 80 to 120 | 1.77 | 20 |
| BA19089 | Solids, Dissolved | mg/L | 0.0000 | 25 | | | 1180 | 49.0 | 40 to 60 | | | 0.426 | 5 |
| BA19336 | Fluoride | mg/L | 0.0157 | 0.05 | 2.50 | 2.64 | 0.154 | 2.61 | 2.25 to 2.75 | 99.3 | 80 to 120 | 2.56 | 20 |
| BA19089 | Alkalinity, Total as CaCO3 | mg/L | | | | | 88.7 | 52.6 | 45.0 to 55.0 | | | 3.79 | 10 |
| BA19336 | Chloride | mg/L | 0.371 | 0.50 | 250 | 420 | 152 | 9.90 | 9 to 11 | 108 | 80 to 120 | 1.99 | 20 |

**Comments:** The client submitted filtered samples for dissolved analysis, but no MB or LCS were submitted. Therefore, dissolved data is qualified.
LBM 11/17/20

Reported: 11/20/2020
Version: 3.1
COA_CCR

Alabama Power
General Test Laboratory
744 County Road 87, GSC #8
Calera, AL 35040

# Certificate Of Analysis

Alabama Power

**Description:** Miller Ash Pond - MW-33H

**Location Code:** WMWMILAP
**Collected:** 10/14/20 13:40
**Customer ID:**
**Submittal Date:** 10/15/20 16:43

**Laboratory ID Number:** BA19089

| Name | Prepared | Analyzed | Vio Spec | DF | Results | Units | MDL | RL | Q |
|---|---|---|---|---|---|---|---|---|---|
| ***Analytical Method: EPA 200.7*** | ***Analyst: RDA*** | | | | ***Preparation Method: EPA 1638*** | | | | |
| * Boron, Total | 11/3/20 09:00 | 11/4/20 08:56 | | 1.015 | 0.738 | mg/L | 0.03 | 0.1 | |
| * Calcium, Total | 11/3/20 09:00 | 11/4/20 12:00 | | 10.15 | 244 | mg/L | 1.015 | 5.075 | |
| * Iron, Total | 11/3/20 09:00 | 11/4/20 08:56 | | 1.015 | 2.21 | mg/L | 0.02 | 0.05 | |
| * Lithium, Total | 11/3/20 09:00 | 11/4/20 08:56 | | 1.015 | 0.155 | mg/L | 0.01 | 0.02 | |
| * Magnesium, Total | 11/3/20 09:00 | 11/4/20 12:00 | | 10.15 | 41.5 | mg/L | 1.015 | 5.075 | |
| * Sodium, Total | 11/3/20 09:00 | 11/4/20 12:00 | | 10.15 | 37.3 | mg/L | 1.015 | 5.075 | |
| ***Analytical Method: EPA 200.7*** | ***Analyst: RDA*** | | | | | | | | |
| * Iron, Dissolved | 10/27/20 15:00 | 11/2/20 11:41 | | 1.015 | 2.04 | mg/L | 0.02 | 0.05 | RA |
| ***Analytical Method: EPA 200.8*** | ***Analyst: DLJ*** | | | | ***Preparation Method: EPA 1638*** | | | | |
| * Antimony, Total | 10/30/20 11:47 | 11/2/20 12:26 | | 1.015 | Not Detected | mg/L | 0.0008 | 0.003 | U |
| * Arsenic, Total | 10/30/20 11:47 | 11/2/20 12:26 | | 1.015 | 0.00470 | mg/L | 0.001 | 0.005 | J |
| * Barium, Total | 10/30/20 11:47 | 11/2/20 12:26 | | 1.015 | 0.0381 | mg/L | 0.002 | 0.01 | |
| * Beryllium, Total | 10/30/20 11:47 | 11/2/20 12:26 | | 1.015 | Not Detected | mg/L | 0.0006 | 0.003 | U |
| * Cadmium, Total | 10/30/20 11:47 | 11/2/20 12:26 | | 1.015 | Not Detected | mg/L | 0.0003 | 0.001 | U |
| * Chromium, Total | 10/30/20 11:47 | 11/2/20 12:26 | | 1.015 | Not Detected | mg/L | 0.002 | 0.01 | U |
| * Cobalt, Total | 10/30/20 11:47 | 11/2/20 12:26 | | 1.015 | 0.0121 | mg/L | 0.002 | 0.005 | |
| * Lead, Total | 10/30/20 11:47 | 11/2/20 12:26 | | 1.015 | Not Detected | mg/L | 0.001 | 0.005 | U |
| * Molybdenum, Total | 10/30/20 11:47 | 11/2/20 12:26 | | 1.015 | 0.0223 | mg/L | 0.002 | 0.01 | |
| * Potassium, Total | 10/30/20 11:47 | 11/2/20 12:26 | | 1.015 | 12.3 | mg/L | 0.3 | 2.5 | |
| * Manganese, Total | 10/30/20 11:47 | 11/5/20 09:36 | | 5.075 | 4.48 | mg/L | 0.005075 | 0.025375 | |
| * Selenium, Total | 10/30/20 11:47 | 11/2/20 12:26 | | 1.015 | Not Detected | mg/L | 0.002 | 0.01 | U |
| * Thallium, Total | 10/30/20 11:47 | 11/2/20 12:26 | | 1.015 | Not Detected | mg/L | 0.0002 | 0.001 | U |
| ***Analytical Method: EPA 200.8*** | ***Analyst: DLJ*** | | | | | | | | |
| * Manganese, Dissolved | 11/2/20 13:48 | 11/5/20 16:55 | | 5.075 | 4.50 | mg/L | 0.005075 | 0.025375 | |
| ***Analytical Method: EPA 245.1*** | ***Analyst: GAS*** | | | | | | | | |
| * Mercury, Total by CVAA | 10/20/20 09:14 | 10/21/20 13:19 | | 1 | Not Detected | mg/L | 0.0003 | 0.0005 | U |
| ***Analytical Method: SM 2320 B*** | ***Analyst: JAG*** | | | | | | | | |
| Alkalinity, Total as CaCO3 | 10/22/20 09:12 | 10/22/20 11:02 | | 1 | 85.4 | mg/L | | 0.1 | |
| ***Analytical Method: SM 2540C*** | ***Analyst: TJW*** | | | | | | | | |
| * Solids, Dissolved | 10/16/20 12:00 | 10/20/20 08:15 | | 1 | 1170 | mg/L | | 83.3 | |

MDL's and RL's are adjusted for sample dilution, as applicable

**Comments:** The client submitted filtered samples for dissolved analysis, but no MB or LCS were submitted. Therefore, dissolved data is qualified.
LBM 11/17/20

Reported: 11/20/2020
Version: 3.1
COA_CCR

Alabama Power
General Test Laboratory
744 County Road 87, GSC #8
Calera, AL 35040

# *Certificate Of Analysis*

Alabama Power

**Description:** Miller Ash Pond - MW-33H

**Location Code:** WMWMILAP
**Collected:** 10/14/20 13:40
**Customer ID:**
**Submittal Date:** 10/15/20 16:43

**Laboratory ID Number:** BA19089

| Name | Prepared | Analyzed | Vio Spec | DF | Results | Units | MDL | RL | Q |
|---|---|---|---|---|---|---|---|---|---|
| ***Analytical Method: SM 4500CO2 D*** | ***Analyst: JAG*** | | | | | | | | |
| Bicarbonate Alkalinity, (calc.) | 10/22/20 09:12 | 10/22/20 11:02 | | 1 | 85.4 | mg/L | | | |
| Carbonate Alkalinity, (calc.) | 10/22/20 09:12 | 10/22/20 11:02 | | 1 | 0.04 | mg/L | | | |
| ***Analytical Method: SM4500Cl E*** | ***Analyst: JCC*** | | | | | | | | |
| * Chloride | 10/28/20 11:40 | 10/28/20 11:40 | | 3 | 38.7 | mg/L | 1.50 | 3 | |
| ***Analytical Method: SM4500F G 2017*** | ***Analyst: JCC*** | | | | | | | | |
| * Fluoride | 10/30/20 12:29 | 10/30/20 12:29 | | 1 | 0.223 | mg/L | 0.06 | 0.1 | |
| ***Analytical Method: SM4500SO4 E 2011*** | ***Analyst: JCC*** | | | | | | | | |
| * Sulfate | 10/19/20 11:37 | 10/19/20 11:37 | | 32 | 700 | mg/L | 16.00 | 32 | |
| ***Analytical Method: Field Measurements*** | ***Analyst: TJD*** | | | | | | | | |
| Conductivity | 10/14/20 13:38 | 10/14/20 13:38 | | | 1412.29 | uS/cm | | | FA |
| pH | 10/14/20 13:38 | 10/14/20 13:38 | | | 6.45 | SU | | | FA |
| Temperature | 10/14/20 13:38 | 10/14/20 13:38 | | | 21.19 | C | | | FA |
| Turbidity | 10/14/20 13:38 | 10/14/20 13:38 | | | 3.76 | NTU | | | FA |

MDL's and RL's are adjusted for sample dilution, as applicable

**Comments:** The client submitted filtered samples for dissolved analysis, but no MB or LCS were submitted. Therefore, dissolved data is qualified.
LBM 11/17/20

Reported: 11/20/2020
Version: 3.1
COA_CCR

Alabama Power
General Test Laboratory
744 County Road 87, GSC #8
Calera, AL 35040

# Batch QC Summary

Alabama Power

**Customer Account:** WMWMILAP
**Sample Date:** 10/14/20 13:40
**Customer ID:**
**Delivery Date:** 10/15/20 16:43

**Description:** Miller Ash Pond - MW-33H

**Laboratory ID Number:** BA19089

| Sample | Analysis | Units | MB | MB Limit | Spike | MS | MSD | Standard | Standard Limit | Rec | Rec Limit | Prec | Prec Limit |
|---|---|---|---|---|---|---|---|---|---|---|---|---|---|
| BA19089 | Iron, Dissolved | mg/L | 0.000375 | 0.0176 | 0.2 | 2.32 | 2.32 | 0.203 | 0.17 to 0.23 | 140 | 70 to 130 | 0.00 | 20 |
| BA19337 | Beryllium, Total | mg/L | 0.0000033 | 0.00088 | 0.10 | 0.106 | 0.107 | 0.103 | 0.085 to 0.115 | 106 | 70 to 130 | 0.939 | 20 |
| BA19337 | Iron, Total | mg/L | -0.000130 | 0.0176 | 0.2 | 0.603 | 0.596 | 0.201 | 0.17 to 0.23 | 100 | 70 to 130 | 1.17 | 20 |
| BA19337 | Cadmium, Total | mg/L | 0.0000000 | 0.0001474 | 0.10 | 0.100 | 0.0997 | 0.101 | 0.085 to 0.115 | 100 | 70 to 130 | 0.300 | 20 |
| BA19337 | Sodium, Total | mg/L | 0.000853 | 0.044 | 5.00 | 59.0 | 60.7 | 5.02 | 4.25 to 5.75 | 64.0 | 70 to 130 | 2.84 | 20 |
| BA19337 | Lithium, Total | mg/L | -0.000364 | 0.0154 | 0.20 | 0.270 | 0.268 | 0.192 | 0.17 to 0.23 | 103 | 70 to 130 | 0.743 | 20 |
| BA19337 | Lead, Total | mg/L | 0.0000035 | 0.0001474 | 0.10 | 0.110 | 0.107 | 0.110 | 0.085 to 0.115 | 110 | 70 to 130 | 2.76 | 20 |
| BA19091 | Mercury, Total by CVAA | mg/L | 0.0000185 | 0.0005 | 0.004 | 0.00414 | 0.00397 | 0.00409 | 0.0034 to 0.0046 | 104 | 70 to 130 | 4.19 | 20 |
| BA19337 | Cobalt, Total | mg/L | -0.000122 | 0.0001474 | 0.10 | 0.105 | 0.107 | 0.108 | 0.085 to 0.115 | 105 | 70 to 130 | 1.89 | 20 |
| BA19337 | Magnesium, Total | mg/L | 0.0000281 | 0.0462 | 5.00 | 18.2 | 18.3 | 5.09 | 4.25 to 5.75 | 98.0 | 70 to 130 | 0.548 | 20 |
| BA19337 | Manganese, Total | mg/L | 0.0000123 | 0.0001474 | 0.10 | 0.120 | 0.122 | 0.103 | 0.085 to 0.115 | 101 | 70 to 130 | 1.65 | 20 |
| BA19337 | Molybdenum, Total | mg/L | 0.0000111 | 0.0001474 | 0.10 | 0.105 | 0.103 | 0.104 | 0.085 to 0.115 | 105 | 70 to 130 | 1.92 | 20 |
| BA19337 | Calcium, Total | mg/L | -0.0000135 | 0.1518 | 5.00 | 42.2 | 43.7 | 5.05 | 4.25 to 5.75 | 66.0 | 70 to 130 | 3.49 | 20 |
| BA19337 | Chromium, Total | mg/L | -0.0000783 | 0.00044 | 0.10 | 0.106 | 0.109 | 0.109 | 0.085 to 0.115 | 106 | 70 to 130 | 2.79 | 20 |
| BA19341 | Manganese, Dissolved | mg/L | -0.0000246 | 0.0001474 | 0.10 | 0.170 | 0.175 | 0.101 | 0.085 to 0.115 | 94.0 | 70 to 130 | 2.90 | 20 |
| BA19337 | Barium, Total | mg/L | -0.0000009 | 0.0002 | 0.10 | 0.214 | 0.208 | 0.102 | 0.085 to 0.115 | 104 | 70 to 130 | 2.84 | 20 |
| BA19337 | Thallium, Total | mg/L | -0.000125 | 0.0001474 | 0.10 | 0.105 | 0.104 | 0.107 | 0.085 to 0.115 | 105 | 70 to 130 | 0.957 | 20 |
| BA19337 | Arsenic, Total | mg/L | 0.0000143 | 0.0001474 | 0.10 | 0.112 | 0.110 | 0.110 | 0.085 to 0.115 | 110 | 70 to 130 | 1.80 | 20 |
| BA19337 | Boron, Total | mg/L | 0.000514 | 0.0650254 | 1.00 | 1.03 | 1.03 | 0.990 | 0.85 to 1.15 | 103 | 70 to 130 | 0.00 | 20 |
| BA19337 | Potassium, Total | mg/L | 0.0330 | 0.3674 | 10.0 | 12.7 | 12.9 | 10.5 | 8.5 to 11.5 | 104 | 70 to 130 | 1.56 | 20 |
| BA19337 | Antimony, Total | mg/L | 0.000207 | 0.001 | 0.10 | 0.104 | 0.103 | 0.0995 | 0.085 to 0.115 | 102 | 70 to 130 | 0.966 | 20 |
| BA19337 | Selenium, Total | mg/L | 0.0000824 | 0.001 | 0.10 | 0.104 | 0.103 | 0.104 | 0.085 to 0.115 | 104 | 70 to 130 | 0.966 | 20 |

**Comments:** The client submitted filtered samples for dissolved analysis, but no MB or LCS were submitted. Therefore, dissolved data is qualified.
LBM 11/17/20

Reported: 11/20/2020
Version: 3.1
COA_CCR

Alabama Power
General Test Laboratory
744 County Road 87, GSC #8
Calera, AL 35040

Alabama Power

# Batch QC Summary

**Customer Account:** WMWMILAP
**Sample Date:** 10/14/20 13:40
**Customer ID:**
**Delivery Date:** 10/15/20 16:43

**Description:** Miller Ash Pond - MW-33H

**Laboratory ID Number:** BA19089

| Sample | Analysis | Units | MB | MB Limit | Spike | MS | Sample Duplicate | Standard | Standard Limit | Rec | Rec Limit | Prec | Prec Limit |
|---|---|---|---|---|---|---|---|---|---|---|---|---|---|
| BA19091 | Sulfate | mg/L | -0.441 | 0.50 | 20.0 | 25.6 | 7.42 | 18.8 | 18 to 22 | 91.6 | 80 to 120 | 1.77 | 20 |
| BA19089 | Solids, Dissolved | mg/L | 0.0000 | 25 | | | 1180 | 49.0 | 40 to 60 | | | 0.426 | 5 |
| BA19336 | Fluoride | mg/L | 0.0157 | 0.05 | 2.50 | 2.64 | 0.154 | 2.61 | 2.25 to 2.75 | 99.3 | 80 to 120 | 2.56 | 20 |
| BA19089 | Alkalinity, Total as CaCO3 | mg/L | | | | | 88.7 | 52.6 | 45.0 to 55.0 | | | 3.79 | 10 |
| BA19336 | Chloride | mg/L | 0.371 | 0.50 | 250 | 420 | 152 | 9.90 | 9 to 11 | 108 | 80 to 120 | 1.99 | 20 |

**Comments:** The client submitted filtered samples for dissolved analysis, but no MB or LCS were submitted. Therefore, dissolved data is qualified.
LBM 11/17/20

Reported: 11/20/2020
Version: 3.1
COA_CCR

Alabama Power
General Test Laboratory
744 County Road 87, GSC #8
Calera, AL 35040

# Certificate Of Analysis

Alabama Power

**Description:** Miller Ash Pond Equipment Blank-1

**Location Code:** WMWMILAPEB
**Collected:** 10/14/20 14:45
**Customer ID:**
**Submittal Date:** 10/15/20 16:43

**Laboratory ID Number:** BA19090

| Name | Prepared | Analyzed | Vio Spec | DF | Results | Units | MDL | RL | Q |
|---|---|---|---|---|---|---|---|---|---|
| ***Analytical Method: EPA 200.7*** | ***Analyst: RDA*** | | | | ***Preparation Method: EPA 1638*** | | | | |
| * Boron, Total | 11/3/20 09:00 | 11/4/20 08:59 | | 1.015 | Not Detected | mg/L | 0.03 | 0.1 | U |
| * Calcium, Total | 11/3/20 09:00 | 11/4/20 08:59 | | 1.015 | Not Detected | mg/L | 0.1 | 0.5 | U |
| * Iron, Total | 11/3/20 09:00 | 11/4/20 08:59 | | 1.015 | Not Detected | mg/L | 0.02 | 0.05 | U |
| * Lithium, Total | 11/3/20 09:00 | 11/4/20 08:59 | | 1.015 | Not Detected | mg/L | 0.01 | 0.02 | U |
| * Magnesium, Total | 11/3/20 09:00 | 11/4/20 08:59 | | 1.015 | Not Detected | mg/L | 0.1 | 0.5 | U |
| * Sodium, Total | 11/3/20 09:00 | 11/4/20 08:59 | | 1.015 | Not Detected | mg/L | 0.1 | 0.5 | U |
| ***Analytical Method: EPA 200.8*** | ***Analyst: DLJ*** | | | | ***Preparation Method: EPA 1638*** | | | | |
| * Antimony, Total | 10/30/20 11:47 | 11/2/20 12:29 | | 1.015 | Not Detected | mg/L | 0.0008 | 0.003 | U |
| * Arsenic, Total | 10/30/20 11:47 | 11/2/20 12:29 | | 1.015 | Not Detected | mg/L | 0.001 | 0.005 | U |
| * Barium, Total | 10/30/20 11:47 | 11/2/20 12:29 | | 1.015 | Not Detected | mg/L | 0.002 | 0.01 | U |
| * Beryllium, Total | 10/30/20 11:47 | 11/2/20 12:29 | | 1.015 | Not Detected | mg/L | 0.0006 | 0.003 | U |
| * Cadmium, Total | 10/30/20 11:47 | 11/2/20 12:29 | | 1.015 | Not Detected | mg/L | 0.0003 | 0.001 | U |
| * Chromium, Total | 10/30/20 11:47 | 11/2/20 12:29 | | 1.015 | Not Detected | mg/L | 0.002 | 0.01 | U |
| * Cobalt, Total | 10/30/20 11:47 | 11/2/20 12:29 | | 1.015 | Not Detected | mg/L | 0.002 | 0.005 | U |
| * Lead, Total | 10/30/20 11:47 | 11/2/20 12:29 | | 1.015 | Not Detected | mg/L | 0.001 | 0.005 | U |
| * Molybdenum, Total | 10/30/20 11:47 | 11/2/20 12:29 | | 1.015 | Not Detected | mg/L | 0.002 | 0.01 | U |
| * Manganese, Total | 10/30/20 11:47 | 11/2/20 12:29 | | 1.015 | Not Detected | mg/L | 0.001 | 0.005 | U |
| * Potassium, Total | 10/30/20 11:47 | 11/2/20 12:29 | | 1.015 | Not Detected | mg/L | 0.3 | 2.5 | U |
| * Selenium, Total | 10/30/20 11:47 | 11/2/20 12:29 | | 1.015 | Not Detected | mg/L | 0.002 | 0.01 | U |
| * Thallium, Total | 10/30/20 11:47 | 11/2/20 12:29 | | 1.015 | Not Detected | mg/L | 0.0002 | 0.001 | U |
| ***Analytical Method: EPA 245.1*** | ***Analyst: GAS*** | | | | | | | | |
| * Mercury, Total by CVAA | 10/20/20 09:14 | 10/21/20 13:21 | | 1 | Not Detected | mg/L | 0.0003 | 0.0005 | U |
| ***Analytical Method: SM 2540C*** | ***Analyst: TJW*** | | | | | | | | |
| * Solids, Dissolved | 10/19/20 12:05 | 10/21/20 09:15 | | 1 | Not Detected | mg/L | | 25 | U |
| ***Analytical Method: SM4500Cl E*** | ***Analyst: JCC*** | | | | | | | | |
| * Chloride | 10/28/20 11:31 | 10/28/20 11:31 | | 1 | Not Detected | mg/L | 0.50 | 1 | U |
| ***Analytical Method: SM4500F G 2017*** | ***Analyst: JCC*** | | | | | | | | |
| * Fluoride | 10/30/20 12:30 | 10/30/20 12:30 | | 1 | Not Detected | mg/L | 0.06 | 0.1 | U |
| ***Analytical Method: SM4500SO4 E 2011*** | ***Analyst: JCC*** | | | | | | | | |
| * Sulfate | 10/19/20 11:38 | 10/19/20 11:38 | | 1 | Not Detected | mg/L | 0.50 | 1 | U |

MDL's and RL's are adjusted for sample dilution, as applicable

**Comments:**

Reported: 11/20/2020
Version: 3.1
COA_CCR

Alabama Power
General Test Laboratory
744 County Road 87, GSC #8
Calera, AL 35040

# Batch QC Summary

Alabama Power

**Customer Account:** WMWMILAPEB
**Sample Date:** 10/14/20 14:45
**Customer ID:**
**Delivery Date:** 10/15/20 16:43

**Description**: Miller Ash Pond Equipment Blank-1

**Laboratory ID Number:** BA19090

| Sample | Analysis | Units | MB | MB Limit | Spike | MS | MSD | Standard | Standard Limit | Rec | Rec Limit | Prec | Prec Limit |
|---|---|---|---|---|---|---|---|---|---|---|---|---|---|
| BA19337 | Calcium, Total | mg/L | -0.0000135 | 0.1518 | 5.00 | 42.2 | 43.7 | 5.05 | 4.25 to 5.75 | 66.0 | 70 to 130 | 3.49 | 20 |
| BA19337 | Chromium, Total | mg/L | -0.0000783 | 0.00044 | 0.10 | 0.106 | 0.109 | 0.109 | 0.085 to 0.115 | 106 | 70 to 130 | 2.79 | 20 |
| BA19337 | Lithium, Total | mg/L | -0.000364 | 0.0154 | 0.20 | 0.270 | 0.268 | 0.192 | 0.17 to 0.23 | 103 | 70 to 130 | 0.743 | 20 |
| BA19337 | Lead, Total | mg/L | 0.0000035 | 0.0001474 | 0.10 | 0.110 | 0.107 | 0.110 | 0.085 to 0.115 | 110 | 70 to 130 | 2.76 | 20 |
| BA19337 | Cadmium, Total | mg/L | 0.0000000 | 0.0001474 | 0.10 | 0.100 | 0.0997 | 0.101 | 0.085 to 0.115 | 100 | 70 to 130 | 0.300 | 20 |
| BA19337 | Sodium, Total | mg/L | 0.000853 | 0.044 | 5.00 | 59.0 | 60.7 | 5.02 | 4.25 to 5.75 | 64.0 | 70 to 130 | 2.84 | 20 |
| BA19337 | Barium, Total | mg/L | -0.0000009 | 0.0002 | 0.10 | 0.214 | 0.208 | 0.102 | 0.085 to 0.115 | 104 | 70 to 130 | 2.84 | 20 |
| BA19337 | Thallium, Total | mg/L | -0.000125 | 0.0001474 | 0.10 | 0.105 | 0.104 | 0.107 | 0.085 to 0.115 | 105 | 70 to 130 | 0.957 | 20 |
| BA19091 | Mercury, Total by CVAA | mg/L | 0.0000185 | 0.0005 | 0.004 | 0.00414 | 0.00397 | 0.00409 | 0.0034 to 0.0046 | 104 | 70 to 130 | 4.19 | 20 |
| BA19337 | Cobalt, Total | mg/L | -0.000122 | 0.0001474 | 0.10 | 0.105 | 0.107 | 0.108 | 0.085 to 0.115 | 105 | 70 to 130 | 1.89 | 20 |
| BA19337 | Magnesium, Total | mg/L | 0.0000281 | 0.0462 | 5.00 | 18.2 | 18.3 | 5.09 | 4.25 to 5.75 | 98.0 | 70 to 130 | 0.548 | 20 |
| BA19337 | Manganese, Total | mg/L | 0.0000123 | 0.0001474 | 0.10 | 0.120 | 0.122 | 0.103 | 0.085 to 0.115 | 101 | 70 to 130 | 1.65 | 20 |
| BA19337 | Molybdenum, Total | mg/L | 0.0000111 | 0.0001474 | 0.10 | 0.105 | 0.103 | 0.104 | 0.085 to 0.115 | 105 | 70 to 130 | 1.92 | 20 |
| BA19337 | Beryllium, Total | mg/L | 0.0000033 | 0.00088 | 0.10 | 0.106 | 0.107 | 0.103 | 0.085 to 0.115 | 106 | 70 to 130 | 0.939 | 20 |
| BA19337 | Iron, Total | mg/L | -0.000130 | 0.0176 | 0.2 | 0.603 | 0.596 | 0.201 | 0.17 to 0.23 | 100 | 70 to 130 | 1.17 | 20 |
| BA19337 | Arsenic, Total | mg/L | 0.0000143 | 0.0001474 | 0.10 | 0.112 | 0.110 | 0.110 | 0.085 to 0.115 | 110 | 70 to 130 | 1.80 | 20 |
| BA19337 | Boron, Total | mg/L | 0.000514 | 0.0650254 | 1.00 | 1.03 | 1.03 | 0.990 | 0.85 to 1.15 | 103 | 70 to 130 | 0.00 | 20 |
| BA19337 | Potassium, Total | mg/L | 0.0330 | 0.3674 | 10.0 | 12.7 | 12.9 | 10.5 | 8.5 to 11.5 | 104 | 70 to 130 | 1.56 | 20 |
| BA19337 | Antimony, Total | mg/L | 0.000207 | 0.001 | 0.10 | 0.104 | 0.103 | 0.0995 | 0.085 to 0.115 | 102 | 70 to 130 | 0.966 | 20 |
| BA19337 | Selenium, Total | mg/L | 0.0000824 | 0.001 | 0.10 | 0.104 | 0.103 | 0.104 | 0.085 to 0.115 | 104 | 70 to 130 | 0.966 | 20 |

**Comments:**

Alabama Power
General Test Laboratory
744 County Road 87, GSC #8
Calera, AL 35040

Alabama Power

# Batch QC Summary

**Customer Account:** WMWMILAPEB
**Sample Date:** 10/14/20 14:45
**Customer ID:**
**Delivery Date:** 10/15/20 16:43

**Description**: Miller Ash Pond Equipment Blank-1

**Laboratory ID Number:** BA19090

| Sample | Analysis | Units | MB | MB Limit | Spike | MS | Sample Duplicate | Standard | Standard Limit | Rec | Rec Limit | Prec | Prec Limit |
|---|---|---|---|---|---|---|---|---|---|---|---|---|---|
| BA19091 | Sulfate | mg/L | -0.441 | 0.50 | 20.0 | 25.6 | 7.42 | 18.8 | 18 to 22 | 91.6 | 80 to 120 | 1.77 | 20 |
| BA19336 | Chloride | mg/L | 0.371 | 0.50 | 250 | 420 | 152 | 9.90 | 9 to 11 | 108 | 80 to 120 | 1.99 | 20 |
| BA19336 | Fluoride | mg/L | 0.0157 | 0.05 | 2.50 | 2.64 | 0.154 | 2.61 | 2.25 to 2.75 | 99.3 | 80 to 120 | 2.56 | 20 |
| BA19080 | Solids, Dissolved | mg/L | 2.00 | 25 | | | 712 | 55.0 | 40 to 60 | | | 1.86 | 5 |

**Comments:**

Reported: 11/20/2020
Version: 3.1
COA_CCR

Alabama Power
General Test Laboratory
744 County Road 87, GSC #8
Calera, AL 35040

# Certificate Of Analysis

Alabama Power

**Description:** Miller Ash Pond - MW-32H

**Location Code:** WMWMILAP
**Collected:** 10/15/20 10:00
**Customer ID:**
**Submittal Date:** 10/15/20 16:43

**Laboratory ID Number:** BA19091

| Name | Prepared | Analyzed | Vio Spec | DF | Results | Units | MDL | RL | Q |
|---|---|---|---|---|---|---|---|---|---|
| ***Analytical Method: EPA 200.7*** | ***Analyst: RDA*** | | | | ***Preparation Method: EPA 1638*** | | | | |
| * Boron, Total | 11/3/20 09:00 | 11/4/20 09:02 | | 1.015 | Not Detected | mg/L | 0.03 | 0.1 | U |
| * Calcium, Total | 11/3/20 09:00 | 11/4/20 12:03 | | 10.15 | 49.5 | mg/L | 1.015 | 5.075 | |
| * Iron, Total | 11/3/20 09:00 | 11/4/20 09:02 | | 1.015 | 1.86 | mg/L | 0.02 | 0.05 | |
| * Lithium, Total | 11/3/20 09:00 | 11/4/20 09:02 | | 1.015 | Not Detected | mg/L | 0.01 | 0.02 | U |
| * Magnesium, Total | 11/3/20 09:00 | 11/4/20 09:02 | | 1.015 | 10.1 | mg/L | 0.1 | 0.5 | |
| * Sodium, Total | 11/3/20 09:00 | 11/4/20 09:02 | | 1.015 | 14.0 | mg/L | 0.1 | 0.5 | |
| ***Analytical Method: EPA 200.7*** | ***Analyst: RDA*** | | | | | | | | |
| * Iron, Dissolved | 10/27/20 15:00 | 11/2/20 10:13 | | 1.015 | 2.24 | mg/L | 0.02 | 0.05 | |
| ***Analytical Method: EPA 200.8*** | ***Analyst: DLJ*** | | | | ***Preparation Method: EPA 1638*** | | | | |
| * Antimony, Total | 10/30/20 11:47 | 11/2/20 12:32 | | 1.015 | Not Detected | mg/L | 0.0008 | 0.003 | U |
| * Arsenic, Total | 10/30/20 11:47 | 11/2/20 12:32 | | 1.015 | 0.00527 | mg/L | 0.001 | 0.005 | |
| * Barium, Total | 10/30/20 11:47 | 11/2/20 12:32 | | 1.015 | 0.584 | mg/L | 0.002 | 0.01 | |
| * Beryllium, Total | 10/30/20 11:47 | 11/2/20 12:32 | | 1.015 | Not Detected | mg/L | 0.0006 | 0.003 | U |
| * Cadmium, Total | 10/30/20 11:47 | 11/2/20 12:32 | | 1.015 | Not Detected | mg/L | 0.0003 | 0.001 | U |
| * Chromium, Total | 10/30/20 11:47 | 11/2/20 12:32 | | 1.015 | Not Detected | mg/L | 0.002 | 0.01 | U |
| * Cobalt, Total | 10/30/20 11:47 | 11/2/20 12:32 | | 1.015 | Not Detected | mg/L | 0.002 | 0.005 | U |
| * Lead, Total | 10/30/20 11:47 | 11/2/20 12:32 | | 1.015 | Not Detected | mg/L | 0.001 | 0.005 | U |
| * Molybdenum, Total | 10/30/20 11:47 | 11/2/20 12:32 | | 1.015 | 0.00939 | mg/L | 0.002 | 0.01 | J |
| * Potassium, Total | 10/30/20 11:47 | 11/2/20 12:32 | | 1.015 | 1.62 | mg/L | 0.3 | 2.5 | J |
| * Manganese, Total | 10/30/20 11:47 | 11/2/20 12:32 | | 1.015 | 0.168 | mg/L | 0.001 | 0.005 | |
| * Selenium, Total | 10/30/20 11:47 | 11/2/20 12:32 | | 1.015 | Not Detected | mg/L | 0.002 | 0.01 | U |
| * Thallium, Total | 10/30/20 11:47 | 11/2/20 12:32 | | 1.015 | Not Detected | mg/L | 0.0002 | 0.001 | U |
| ***Analytical Method: EPA 200.8*** | ***Analyst: DLJ*** | | | | | | | | |
| * Manganese, Dissolved | 11/2/20 13:48 | 11/4/20 14:14 | | 1.015 | 0.157 | mg/L | 0.001 | 0.005 | |
| ***Analytical Method: EPA 245.1*** | ***Analyst: GAS*** | | | | | | | | |
| * Mercury, Total by CVAA | 10/20/20 09:14 | 10/21/20 13:24 | | 1 | Not Detected | mg/L | 0.0003 | 0.0005 | U |
| ***Analytical Method: SM 2320 B*** | ***Analyst: JAG*** | | | | | | | | |
| Alkalinity, Total as CaCO3 | 10/28/20 10:55 | 10/28/20 11:50 | | 1 | 251 | mg/L | | 0.1 | |
| ***Analytical Method: SM 2540C*** | ***Analyst: TJW*** | | | | | | | | |
| * Solids, Dissolved | 10/19/20 12:05 | 10/21/20 09:15 | | 1 | 232 | mg/L | | 25 | |

MDL's and RL's are adjusted for sample dilution, as applicable

**Comments:** The client submitted filtered samples for dissolved analysis, but no MB or LCS were submitted. Therefore, dissolved data is qualified.
LBM 11/17/20

Reported: 11/20/2020
Version: 3.1
COA_CCR

Alabama Power
General Test Laboratory
744 County Road 87, GSC #8
Calera, AL 35040

# *Certificate Of Analysis*

Alabama Power

**Description:** Miller Ash Pond - MW-32H

**Location Code:** WMWMILAP
**Collected:** 10/15/20 10:00
**Customer ID:**
**Submittal Date:** 10/15/20 16:43

**Laboratory ID Number:** BA19091

| Name | Prepared | Analyzed | Vio Spec | DF | Results | Units | MDL | RL | Q |
|---|---|---|---|---|---|---|---|---|---|
| ***Analytical Method: SM 4500CO2 D*** | ***Analyst: JAG*** | | | | | | | | |
| Bicarbonate Alkalinity, (calc.) | 10/28/20 10:55 | 10/28/20 11:50 | | 1 | 250 | mg/L | | | |
| Carbonate Alkalinity, (calc.) | 10/28/20 10:55 | 10/28/20 11:50 | | 1 | 0.69 | mg/L | | | |
| ***Analytical Method: SM4500Cl E*** | ***Analyst: JCC*** | | | | | | | | |
| * Chloride | 10/28/20 11:32 | 10/28/20 11:32 | | 1 | 4.47 | mg/L | 0.50 | 1 | |
| ***Analytical Method: SM4500F G 2017*** | ***Analyst: JCC*** | | | | | | | | |
| * Fluoride | 10/30/20 12:31 | 10/30/20 12:31 | | 1 | 0.151 | mg/L | 0.06 | 0.1 | |
| ***Analytical Method: SM4500SO4 E 2011*** | ***Analyst: JCC*** | | | | | | | | |
| * Sulfate | 10/19/20 11:40 | 10/19/20 11:40 | | 1 | 7.29 | mg/L | 0.50 | 1 | |
| ***Analytical Method: Field Measurements*** | ***Analyst: TJD*** | | | | | | | | |
| Conductivity | 10/15/20 09:57 | 10/15/20 09:57 | | | 343.41 | uS/cm | | | FA |
| pH | 10/15/20 09:57 | 10/15/20 09:57 | | | 7.32 | SU | | | FA |
| Temperature | 10/15/20 09:57 | 10/15/20 09:57 | | | 18.43 | C | | | FA |
| Turbidity | 10/15/20 09:57 | 10/15/20 09:57 | | | 1.71 | NTU | | | FA |

MDL's and RL's are adjusted for sample dilution, as applicable

**Comments:** The client submitted filtered samples for dissolved analysis, but no MB or LCS were submitted. Therefore, dissolved data is qualified.
LBM 11/17/20

Reported: 11/20/2020
Version: 3.1
COA_CCR

Alabama Power
General Test Laboratory
744 County Road 87, GSC #8
Calera, AL 35040

# Batch QC Summary

Alabama Power

**Customer Account:** WMWMILAP
**Sample Date:** 10/15/20 10:00
**Customer ID:**
**Delivery Date:** 10/15/20 16:43

**Description:** Miller Ash Pond - MW-32H

**Laboratory ID Number:** BA19091

| Sample | Analysis | Units | MB | MB Limit | Spike | MS | MSD | Standard | Standard Limit | Rec | Rec Limit | Prec | Prec Limit |
|---|---|---|---|---|---|---|---|---|---|---|---|---|---|
| BA19337 | Lithium, Total | mg/L | -0.000364 | 0.0154 | 0.20 | 0.270 | 0.268 | 0.192 | 0.17 to 0.23 | 103 | 70 to 130 | 0.743 | 20 |
| BA19337 | Lead, Total | mg/L | 0.0000035 | 0.0001474 | 0.10 | 0.110 | 0.107 | 0.110 | 0.085 to 0.115 | 110 | 70 to 130 | 2.76 | 20 |
| BA19337 | Arsenic, Total | mg/L | 0.0000143 | 0.0001474 | 0.10 | 0.112 | 0.110 | 0.110 | 0.085 to 0.115 | 110 | 70 to 130 | 1.80 | 20 |
| BA19337 | Boron, Total | mg/L | 0.000514 | 0.0650254 | 1.00 | 1.03 | 1.03 | 0.990 | 0.85 to 1.15 | 103 | 70 to 130 | 0.00 | 20 |
| BA19337 | Potassium, Total | mg/L | 0.0330 | 0.3674 | 10.0 | 12.7 | 12.9 | 10.5 | 8.5 to 11.5 | 104 | 70 to 130 | 1.56 | 20 |
| BA19337 | Antimony, Total | mg/L | 0.000207 | 0.001 | 0.10 | 0.104 | 0.103 | 0.0995 | 0.085 to 0.115 | 102 | 70 to 130 | 0.966 | 20 |
| BA19337 | Selenium, Total | mg/L | 0.0000824 | 0.001 | 0.10 | 0.104 | 0.103 | 0.104 | 0.085 to 0.115 | 104 | 70 to 130 | 0.966 | 20 |
| BA19337 | Barium, Total | mg/L | -0.0000009 | 0.0002 | 0.10 | 0.214 | 0.208 | 0.102 | 0.085 to 0.115 | 104 | 70 to 130 | 2.84 | 20 |
| BA19337 | Thallium, Total | mg/L | -0.000125 | 0.0001474 | 0.10 | 0.105 | 0.104 | 0.107 | 0.085 to 0.115 | 105 | 70 to 130 | 0.957 | 20 |
| BA19337 | Cadmium, Total | mg/L | 0.0000000 | 0.0001474 | 0.10 | 0.100 | 0.0997 | 0.101 | 0.085 to 0.115 | 100 | 70 to 130 | 0.300 | 20 |
| BA19337 | Sodium, Total | mg/L | 0.000853 | 0.044 | 5.00 | 59.0 | 60.7 | 5.02 | 4.25 to 5.75 | 64.0 | 70 to 130 | 2.84 | 20 |
| BA19333 | Iron, Dissolved | mg/L | 0.000685 | 0.0176 | 0.2 | 0.210 | 0.207 | 0.206 | 0.17 to 0.23 | 105 | 70 to 130 | 1.44 | 20 |
| BA19337 | Beryllium, Total | mg/L | 0.0000033 | 0.00088 | 0.10 | 0.106 | 0.107 | 0.103 | 0.085 to 0.115 | 106 | 70 to 130 | 0.939 | 20 |
| BA19337 | Iron, Total | mg/L | -0.000130 | 0.0176 | 0.2 | 0.603 | 0.596 | 0.201 | 0.17 to 0.23 | 100 | 70 to 130 | 1.17 | 20 |
| BA19091 | Mercury, Total by CVAA | mg/L | 0.0000185 | 0.0005 | 0.004 | 0.00414 | 0.00397 | 0.00409 | 0.0034 to 0.0046 | 104 | 70 to 130 | 4.19 | 20 |
| BA19337 | Cobalt, Total | mg/L | -0.000122 | 0.0001474 | 0.10 | 0.105 | 0.107 | 0.108 | 0.085 to 0.115 | 105 | 70 to 130 | 1.89 | 20 |
| BA19337 | Magnesium, Total | mg/L | 0.0000281 | 0.0462 | 5.00 | 18.2 | 18.3 | 5.09 | 4.25 to 5.75 | 98.0 | 70 to 130 | 0.548 | 20 |
| BA19337 | Manganese, Total | mg/L | 0.0000123 | 0.0001474 | 0.10 | 0.120 | 0.122 | 0.103 | 0.085 to 0.115 | 101 | 70 to 130 | 1.65 | 20 |
| BA19337 | Molybdenum, Total | mg/L | 0.0000111 | 0.0001474 | 0.10 | 0.105 | 0.103 | 0.104 | 0.085 to 0.115 | 105 | 70 to 130 | 1.92 | 20 |
| BA19337 | Calcium, Total | mg/L | -0.0000135 | 0.1518 | 5.00 | 42.2 | 43.7 | 5.05 | 4.25 to 5.75 | 66.0 | 70 to 130 | 3.49 | 20 |
| BA19337 | Chromium, Total | mg/L | -0.0000783 | 0.00044 | 0.10 | 0.106 | 0.109 | 0.109 | 0.085 to 0.115 | 106 | 70 to 130 | 2.79 | 20 |
| BA19341 | Manganese, Dissolved | mg/L | -0.0000246 | 0.0001474 | 0.10 | 0.170 | 0.175 | 0.101 | 0.085 to 0.115 | 94.0 | 70 to 130 | 2.90 | 20 |

**Comments:** The client submitted filtered samples for dissolved analysis, but no MB or LCS were submitted. Therefore, dissolved data is qualified.
LBM 11/17/20

Reported: 11/20/2020
Version: 3.1
COA_CCR

Alabama Power
General Test Laboratory
744 County Road 87, GSC #8
Calera, AL 35040

Alabama Power

# Batch QC Summary

**Customer Account:** WMWMILAP
**Sample Date:** 10/15/20 10:00
**Customer ID:**
**Delivery Date:** 10/15/20 16:43

**Description:** Miller Ash Pond - MW-32H

**Laboratory ID Number:** BA19091

| Sample | Analysis | Units | MB | MB Limit | Spike | MS | Sample Duplicate | Standard | Standard Limit | Rec | Rec Limit | Prec | Prec Limit |
|---|---|---|---|---|---|---|---|---|---|---|---|---|---|
| BA19080 | Solids, Dissolved | mg/L | 2.00 | 25 | | | 712 | 55.0 | 40 to 60 | | | 1.86 | 5 |
| BA19336 | Chloride | mg/L | 0.371 | 0.50 | 250 | 420 | 152 | 9.90 | 9 to 11 | 108 | 80 to 120 | 1.99 | 20 |
| BA19336 | Fluoride | mg/L | 0.0157 | 0.05 | 2.50 | 2.64 | 0.154 | 2.61 | 2.25 to 2.75 | 99.3 | 80 to 120 | 2.56 | 20 |
| BA19510 | Alkalinity, Total as CaCO3 | mg/L | | | | | 51.6 | 52.3 | 45.0 to 55.0 | | | 3.62 | 10 |
| BA19091 | Sulfate | mg/L | -0.441 | 0.50 | 20.0 | 25.6 | 7.42 | 18.8 | 18 to 22 | 91.6 | 80 to 120 | 1.77 | 20 |

**Comments:** The client submitted filtered samples for dissolved analysis, but no MB or LCS were submitted. Therefore, dissolved data is qualified.
LBM 11/17/20

Reported: 11/20/2020
Version: 3.1
COA_CCR

Alabama Power
General Test Laboratory
744 County Road 87, GSC #8
Calera, AL 35040

# Certificate Of Analysis

Alabama Power

**Description:** Miller Ash Pond Equipment Blank-2

**Location Code:** WMWMILAPEB
**Collected:** 10/19/20 12:05
**Customer ID:**
**Submittal Date:** 10/21/20 09:47

**Laboratory ID Number:** BA19331

| Name | Prepared | Analyzed | Vio Spec | DF | Results | Units | MDL | RL | Q |
|---|---|---|---|---|---|---|---|---|---|
| ***Analytical Method: EPA 200.7*** | ***Analyst: RDA*** | | | | ***Preparation Method: EPA 1638*** | | | | |
| * Boron, Total | 11/3/20 09:00 | 11/4/20 09:06 | | 1.015 | Not Detected | mg/L | 0.03 | 0.1 | U |
| * Calcium, Total | 11/3/20 09:00 | 11/4/20 09:06 | | 1.015 | Not Detected | mg/L | 0.1 | 0.5 | U |
| * Iron, Total | 11/3/20 09:00 | 11/4/20 09:06 | | 1.015 | Not Detected | mg/L | 0.02 | 0.05 | U |
| * Lithium, Total | 11/3/20 09:00 | 11/4/20 09:06 | | 1.015 | Not Detected | mg/L | 0.01 | 0.02 | U |
| * Magnesium, Total | 11/3/20 09:00 | 11/4/20 09:06 | | 1.015 | Not Detected | mg/L | 0.1 | 0.5 | U |
| * Sodium, Total | 11/3/20 09:00 | 11/4/20 09:06 | | 1.015 | Not Detected | mg/L | 0.1 | 0.5 | U |
| ***Analytical Method: EPA 200.8*** | ***Analyst: DLJ*** | | | | ***Preparation Method: EPA 1638*** | | | | |
| * Antimony, Total | 10/30/20 11:47 | 11/2/20 12:34 | | 1.015 | Not Detected | mg/L | 0.0008 | 0.003 | U |
| * Arsenic, Total | 10/30/20 11:47 | 11/2/20 12:34 | | 1.015 | Not Detected | mg/L | 0.001 | 0.005 | U |
| * Barium, Total | 10/30/20 11:47 | 11/2/20 12:34 | | 1.015 | Not Detected | mg/L | 0.002 | 0.01 | U |
| * Beryllium, Total | 10/30/20 11:47 | 11/2/20 12:34 | | 1.015 | Not Detected | mg/L | 0.0006 | 0.003 | U |
| * Cadmium, Total | 10/30/20 11:47 | 11/2/20 12:34 | | 1.015 | Not Detected | mg/L | 0.0003 | 0.001 | U |
| * Chromium, Total | 10/30/20 11:47 | 11/2/20 12:34 | | 1.015 | Not Detected | mg/L | 0.002 | 0.01 | U |
| * Cobalt, Total | 10/30/20 11:47 | 11/2/20 12:34 | | 1.015 | Not Detected | mg/L | 0.002 | 0.005 | U |
| * Lead, Total | 10/30/20 11:47 | 11/2/20 12:34 | | 1.015 | Not Detected | mg/L | 0.001 | 0.005 | U |
| * Molybdenum, Total | 10/30/20 11:47 | 11/2/20 12:34 | | 1.015 | Not Detected | mg/L | 0.002 | 0.01 | U |
| * Manganese, Total | 10/30/20 11:47 | 11/2/20 12:34 | | 1.015 | Not Detected | mg/L | 0.001 | 0.005 | U |
| * Potassium, Total | 10/30/20 11:47 | 11/2/20 12:34 | | 1.015 | Not Detected | mg/L | 0.3 | 2.5 | U |
| * Selenium, Total | 10/30/20 11:47 | 11/2/20 12:34 | | 1.015 | Not Detected | mg/L | 0.002 | 0.01 | U |
| * Thallium, Total | 10/30/20 11:47 | 11/2/20 12:34 | | 1.015 | Not Detected | mg/L | 0.0002 | 0.001 | U |
| ***Analytical Method: EPA 245.1*** | ***Analyst: ABB*** | | | | | | | | |
| * Mercury, Total by CVAA | 10/26/20 11:29 | 10/27/20 11:56 | | 1 | Not Detected | mg/L | 0.0003 | 0.0005 | U |
| ***Analytical Method: SM 2540C*** | ***Analyst: TJW*** | | | | | | | | |
| * Solids, Dissolved | 10/22/20 16:10 | 10/26/20 14:50 | | 1 | Not Detected | mg/L | | 25 | U |
| ***Analytical Method: SM4500Cl E*** | ***Analyst: JCC*** | | | | | | | | |
| * Chloride | 10/28/20 11:33 | 10/28/20 11:33 | | 1 | Not Detected | mg/L | 0.50 | 1 | U |
| ***Analytical Method: SM4500F G 2017*** | ***Analyst: JCC*** | | | | | | | | |
| * Fluoride | 10/30/20 12:33 | 10/30/20 12:33 | | 1 | Not Detected | mg/L | 0.06 | 0.1 | U |
| ***Analytical Method: SM4500SO4 E 2011*** | ***Analyst: JCC*** | | | | | | | | |
| * Sulfate | 11/2/20 11:35 | 11/2/20 11:35 | | 1 | Not Detected | mg/L | 0.50 | 1 | U |

MDL's and RL's are adjusted for sample dilution, as applicable

**Comments:** A major power failure occurred. Storage temperature exceeded six degrees Celsius for approximately five hours. Therefore, Sulfate result is qualified. LBM 11/17/20

Reported: 11/20/2020
Version: 3.1
COA_CCR

Alabama Power
General Test Laboratory
744 County Road 87, GSC #8
Calera, AL 35040

# Batch QC Summary

Alabama Power

**Customer Account:** WMWMILAPEB
**Sample Date:** 10/19/20 12:05
**Customer ID:**
**Delivery Date:** 10/21/20 09:47

**Description**: Miller Ash Pond Equipment Blank-2

**Laboratory ID Number:** BA19331

| Sample | Analysis | Units | MB | MB Limit | Spike | MS | MSD | Standard | Standard Limit | Rec | Rec Limit | Prec | Prec Limit |
|---|---|---|---|---|---|---|---|---|---|---|---|---|---|
| BA19337 | Cadmium, Total | mg/L | 0.0000000 | 0.0001474 | 0.10 | 0.100 | 0.0997 | 0.101 | 0.085 to 0.115 | 100 | 70 to 130 | 0.300 | 20 |
| BA19337 | Sodium, Total | mg/L | 0.000853 | 0.044 | 5.00 | 59.0 | 60.7 | 5.02 | 4.25 to 5.75 | 64.0 | 70 to 130 | 2.84 | 20 |
| BA19337 | Cobalt, Total | mg/L | -0.000122 | 0.0001474 | 0.10 | 0.105 | 0.107 | 0.108 | 0.085 to 0.115 | 105 | 70 to 130 | 1.89 | 20 |
| BA19337 | Magnesium, Total | mg/L | 0.0000281 | 0.0462 | 5.00 | 18.2 | 18.3 | 5.09 | 4.25 to 5.75 | 98.0 | 70 to 130 | 0.548 | 20 |
| BA19337 | Manganese, Total | mg/L | 0.0000123 | 0.0001474 | 0.10 | 0.120 | 0.122 | 0.103 | 0.085 to 0.115 | 101 | 70 to 130 | 1.65 | 20 |
| BA19337 | Molybdenum, Total | mg/L | 0.0000111 | 0.0001474 | 0.10 | 0.105 | 0.103 | 0.104 | 0.085 to 0.115 | 105 | 70 to 130 | 1.92 | 20 |
| BA19337 | Barium, Total | mg/L | -0.0000009 | 0.0002 | 0.10 | 0.214 | 0.208 | 0.102 | 0.085 to 0.115 | 104 | 70 to 130 | 2.84 | 20 |
| BA19337 | Thallium, Total | mg/L | -0.000125 | 0.0001474 | 0.10 | 0.105 | 0.104 | 0.107 | 0.085 to 0.115 | 105 | 70 to 130 | 0.957 | 20 |
| BA19337 | Calcium, Total | mg/L | -0.0000135 | 0.1518 | 5.00 | 42.2 | 43.7 | 5.05 | 4.25 to 5.75 | 66.0 | 70 to 130 | 3.49 | 20 |
| BA19337 | Chromium, Total | mg/L | -0.0000783 | 0.00044 | 0.10 | 0.106 | 0.109 | 0.109 | 0.085 to 0.115 | 106 | 70 to 130 | 2.79 | 20 |
| BA19337 | Beryllium, Total | mg/L | 0.0000033 | 0.00088 | 0.10 | 0.106 | 0.107 | 0.103 | 0.085 to 0.115 | 106 | 70 to 130 | 0.939 | 20 |
| BA19337 | Iron, Total | mg/L | -0.000130 | 0.0176 | 0.2 | 0.603 | 0.596 | 0.201 | 0.17 to 0.23 | 100 | 70 to 130 | 1.17 | 20 |
| BA19337 | Lithium, Total | mg/L | -0.000364 | 0.0154 | 0.20 | 0.270 | 0.268 | 0.192 | 0.17 to 0.23 | 103 | 70 to 130 | 0.743 | 20 |
| BA19337 | Lead, Total | mg/L | 0.0000035 | 0.0001474 | 0.10 | 0.110 | 0.107 | 0.110 | 0.085 to 0.115 | 110 | 70 to 130 | 2.76 | 20 |
| BA19341 | Mercury, Total by CVAA | mg/L | 0.0000814 | 0.0005 | 0.004 | 0.00384 | 0.00385 | 0.00387 | 0.0034 to 0.0046 | 96.0 | 70 to 130 | 0.260 | 20 |
| BA19337 | Arsenic, Total | mg/L | 0.0000143 | 0.0001474 | 0.10 | 0.112 | 0.110 | 0.110 | 0.085 to 0.115 | 110 | 70 to 130 | 1.80 | 20 |
| BA19337 | Boron, Total | mg/L | 0.000514 | 0.0650254 | 1.00 | 1.03 | 1.03 | 0.990 | 0.85 to 1.15 | 103 | 70 to 130 | 0.00 | 20 |
| BA19337 | Potassium, Total | mg/L | 0.0330 | 0.3674 | 10.0 | 12.7 | 12.9 | 10.5 | 8.5 to 11.5 | 104 | 70 to 130 | 1.56 | 20 |
| BA19337 | Antimony, Total | mg/L | 0.000207 | 0.001 | 0.10 | 0.104 | 0.103 | 0.0995 | 0.085 to 0.115 | 102 | 70 to 130 | 0.966 | 20 |
| BA19337 | Selenium, Total | mg/L | 0.0000824 | 0.001 | 0.10 | 0.104 | 0.103 | 0.104 | 0.085 to 0.115 | 104 | 70 to 130 | 0.966 | 20 |

**Comments:** A major power failure occurred. Storage temperature exceeded six degrees Celsius for approximately five hours. Therefore, Sulfate result is qualified. LBM 11/17/20

Alabama Power
General Test Laboratory
744 County Road 87, GSC #8
Calera, AL 35040

Alabama Power

# Batch QC Summary

**Customer Account:** WMWMILAPEB
**Sample Date:** 10/19/20 12:05
**Customer ID:**
**Delivery Date:** 10/21/20 09:47

**Description:** Miller Ash Pond Equipment Blank-2

**Laboratory ID Number:** BA19331

| Sample | Analysis | Units | MB | MB Limit | Spike | MS | Sample Duplicate | Standard | Standard Limit | Rec | Rec Limit | Prec | Prec Limit |
|---|---|---|---|---|---|---|---|---|---|---|---|---|---|
| BA19341 | Solids, Dissolved | mg/L | 1.00 | 25 | | | 482 | 55.0 | 40 to 60 | | | 2.55 | 5 |
| BA19336 | Chloride | mg/L | 0.371 | 0.50 | 250 | 420 | 152 | 9.90 | 9 to 11 | 108 | 80 to 120 | 1.99 | 20 |
| BA19336 | Fluoride | mg/L | 0.0157 | 0.05 | 2.50 | 2.64 | 0.154 | 2.61 | 2.25 to 2.75 | 99.3 | 80 to 120 | 2.56 | 20 |
| BA19340 | Sulfate | mg/L | -0.491 | 0.50 | 3200 | 4800 | 1620 | 18.5 | 18 to 22 | 99.1 | 80 to 120 | 0.615 | 20 |

**Comments:** A major power failure occurred. Storage temperature exceeded six degrees Celsius for approximately five hours. Therefore, Sulfate result is qualified. LBM 11/17/20

Reported: 11/20/2020
Version: 3.1
COA_CCR

Alabama Power
General Test Laboratory
744 County Road 87, GSC #8
Calera, AL 35040

# Certificate Of Analysis

Alabama Power

**Description:** Miller Ash Pond - MW-1

**Location Code:** WMWMILAP
**Collected:** 10/19/20 14:50
**Customer ID:**
**Submittal Date:** 10/21/20 09:47

**Laboratory ID Number:** BA19332

| Name | Prepared | Analyzed | Vio Spec | DF | Results | Units | MDL | RL | Q |
|---|---|---|---|---|---|---|---|---|---|
| ***Analytical Method: EPA 200.7*** | ***Analyst: RDA*** | | | | ***Preparation Method: EPA 1638*** | | | | |
| * Boron, Total | 11/3/20 09:00 | 11/4/20 09:09 | | 1.015 | 0.0512 | mg/L | 0.03 | 0.1 | J |
| * Calcium, Total | 11/3/20 09:00 | 11/4/20 09:09 | | 1.015 | 32.6 | mg/L | 0.1 | 0.5 | |
| * Iron, Total | 11/3/20 09:00 | 11/4/20 09:09 | | 1.015 | 1.92 | mg/L | 0.02 | 0.05 | |
| * Lithium, Total | 11/3/20 09:00 | 11/4/20 09:09 | | 1.015 | 0.0900 | mg/L | 0.01 | 0.02 | |
| * Magnesium, Total | 11/3/20 09:00 | 11/4/20 09:09 | | 1.015 | 12.2 | mg/L | 0.1 | 0.5 | |
| * Sodium, Total | 11/3/20 09:00 | 11/4/20 12:06 | | 10.15 | 182 | mg/L | 1.015 | 5.075 | |
| ***Analytical Method: EPA 200.7*** | ***Analyst: RDA*** | | | | | | | | |
| * Iron, Dissolved | 10/27/20 15:00 | 11/2/20 10:17 | | 1.015 | Not Detected | mg/L | 0.02 | 0.05 | U |
| ***Analytical Method: EPA 200.8*** | ***Analyst: DLJ*** | | | | ***Preparation Method: EPA 1638*** | | | | |
| * Antimony, Total | 10/30/20 11:47 | 11/2/20 12:37 | | 1.015 | Not Detected | mg/L | 0.0008 | 0.003 | U |
| * Arsenic, Total | 10/30/20 11:47 | 11/2/20 12:37 | | 1.015 | 0.00351 | mg/L | 0.001 | 0.005 | J |
| * Barium, Total | 10/30/20 11:47 | 11/2/20 12:37 | | 1.015 | 0.0295 | mg/L | 0.002 | 0.01 | |
| * Beryllium, Total | 10/30/20 11:47 | 11/2/20 12:37 | | 1.015 | Not Detected | mg/L | 0.0006 | 0.003 | U |
| * Cadmium, Total | 10/30/20 11:47 | 11/2/20 12:37 | | 1.015 | Not Detected | mg/L | 0.0003 | 0.001 | U |
| * Chromium, Total | 10/30/20 11:47 | 11/2/20 12:37 | | 1.015 | 0.00527 | mg/L | 0.002 | 0.01 | J |
| * Cobalt, Total | 10/30/20 11:47 | 11/2/20 12:37 | | 1.015 | Not Detected | mg/L | 0.002 | 0.005 | U |
| * Lead, Total | 10/30/20 11:47 | 11/2/20 12:37 | | 1.015 | Not Detected | mg/L | 0.001 | 0.005 | U |
| * Molybdenum, Total | 10/30/20 11:47 | 11/2/20 12:37 | | 1.015 | 0.0116 | mg/L | 0.002 | 0.01 | |
| * Potassium, Total | 10/30/20 11:47 | 11/2/20 12:37 | | 1.015 | 6.11 | mg/L | 0.3 | 2.5 | |
| * Manganese, Total | 10/30/20 11:47 | 11/2/20 12:37 | | 1.015 | 0.0612 | mg/L | 0.001 | 0.005 | |
| * Selenium, Total | 10/30/20 11:47 | 11/2/20 12:37 | | 1.015 | Not Detected | mg/L | 0.002 | 0.01 | U |
| * Thallium, Total | 10/30/20 11:47 | 11/2/20 12:37 | | 1.015 | Not Detected | mg/L | 0.0002 | 0.001 | U |
| ***Analytical Method: EPA 200.8*** | ***Analyst: DLJ*** | | | | | | | | |
| * Manganese, Dissolved | 11/2/20 13:48 | 11/4/20 14:17 | | 1.015 | Not Detected | mg/L | 0.001 | 0.005 | U |
| ***Analytical Method: EPA 245.1*** | ***Analyst: ABB*** | | | | | | | | |
| * Mercury, Total by CVAA | 10/26/20 11:29 | 10/27/20 11:58 | | 1 | Not Detected | mg/L | 0.0003 | 0.0005 | U |
| ***Analytical Method: SM 2320 B*** | ***Analyst: JAG*** | | | | | | | | |
| Alkalinity, Total as CaCO3 | 10/28/20 10:55 | 10/28/20 11:50 | | 1 | 202 | mg/L | | 0.1 | |
| ***Analytical Method: SM 2540C*** | ***Analyst: TJW*** | | | | | | | | |
| * Solids, Dissolved | 10/22/20 16:10 | 10/26/20 14:50 | | 1 | 530 | mg/L | | 50 | |

MDL's and RL's are adjusted for sample dilution, as applicable

**Comments:** The client submitted filtered samples for dissolved analysis, but no MB or LCS were submitted. Therefore, dissolved data is qualified. A major power failure occurred. Storage temperature exceeded six degrees Celsius for approximately five hours. Therefore, Sulfate result is qualified. LBM 11/17/20

Reported: 11/20/2020
Version: 3.1
COA_CCR

Alabama Power
General Test Laboratory
744 County Road 87, GSC #8
Calera, AL 35040

# *Certificate Of Analysis*

Alabama Power

**Description:** Miller Ash Pond - MW-1

**Location Code:** WMWMILAP
**Collected:** 10/19/20 14:50
**Customer ID:**
**Submittal Date:** 10/21/20 09:47

**Laboratory ID Number:** BA19332

| Name | Prepared | Analyzed | Vio Spec | DF | Results | Units | MDL | RL | Q |
|---|---|---|---|---|---|---|---|---|---|
| ***Analytical Method: SM 4500CO2 D*** | ***Analyst: JAG*** | | | | | | | | |
| Bicarbonate Alkalinity, (calc.) | 10/28/20 10:55 | 10/28/20 11:50 | | 1 | 5.18 | mg/L | | | |
| Carbonate Alkalinity, (calc.) | 10/28/20 10:55 | 10/28/20 11:50 | | 1 | 97.1 | mg/L | | | |
| ***Analytical Method: SM4500Cl E*** | ***Analyst: JCC*** | | | | | | | | |
| * Chloride | 10/28/20 11:34 | 10/28/20 11:34 | | 1 | 16.0 | mg/L | 0.50 | 1 | |
| ***Analytical Method: SM4500F G 2017*** | ***Analyst: JCC*** | | | | | | | | |
| * Fluoride | 10/30/20 12:34 | 10/30/20 12:34 | | 1 | 0.160 | mg/L | 0.06 | 0.1 | |
| ***Analytical Method: SM4500SO4 E 2011*** | ***Analyst: JCC*** | | | | | | | | |
| * Sulfate | 11/2/20 11:36 | 11/2/20 11:36 | | 16 | 233 | mg/L | 8.00 | 16 | |
| ***Analytical Method: Field Measurements*** | ***Analyst: AWG*** | | | | | | | | |
| Conductivity | 10/19/20 14:43 | 10/19/20 14:43 | | | 1195.35 | uS/cm | | | FA |
| pH | 10/19/20 14:43 | 10/19/20 14:43 | | | 11.44 | SU | | | FA |
| Temperature | 10/19/20 14:43 | 10/19/20 14:43 | | | 19.48 | C | | | FA |
| Turbidity | 10/19/20 14:43 | 10/19/20 14:43 | | | 22.5 | NTU | | | FA |

MDL's and RL's are adjusted for sample dilution, as applicable

**Comments:** The client submitted filtered samples for dissolved analysis, but no MB or LCS were submitted. Therefore, dissolved data is qualified. A major power failure occurred. Storage temperature exceeded six degrees Celsius for approximately five hours. Therefore, Sulfate result is qualified. LBM 11/17/20

Reported: 11/20/2020
Version: 3.1
COA_CCR

Alabama Power
General Test Laboratory
744 County Road 87, GSC #8
Calera, AL 35040

# Batch QC Summary

Alabama Power

**Customer Account:** WMWMILAP
**Sample Date:** 10/19/20 14:50
**Customer ID:**
**Delivery Date:** 10/21/20 09:47

**Description:** Miller Ash Pond - MW-1

**Laboratory ID Number:** BA19332

| Sample | Analysis | Units | MB | MB Limit | Spike | MS | MSD | Standard | Standard Limit | Rec | Rec Limit | Prec | Prec Limit |
|---|---|---|---|---|---|---|---|---|---|---|---|---|---|
| BA19337 | Cadmium, Total | mg/L | 0.0000000 | 0.0001474 | 0.10 | 0.100 | 0.0997 | 0.101 | 0.085 to 0.115 | 100 | 70 to 130 | 0.300 | 20 |
| BA19337 | Sodium, Total | mg/L | 0.000853 | 0.044 | 5.00 | 59.0 | 60.7 | 5.02 | 4.25 to 5.75 | 64.0 | 70 to 130 | 2.84 | 20 |
| BA19333 | Iron, Dissolved | mg/L | 0.000685 | 0.0176 | 0.2 | 0.210 | 0.207 | 0.206 | 0.17 to 0.23 | 105 | 70 to 130 | 1.44 | 20 |
| BA19337 | Beryllium, Total | mg/L | 0.0000033 | 0.00088 | 0.10 | 0.106 | 0.107 | 0.103 | 0.085 to 0.115 | 106 | 70 to 130 | 0.939 | 20 |
| BA19337 | Iron, Total | mg/L | -0.000130 | 0.0176 | 0.2 | 0.603 | 0.596 | 0.201 | 0.17 to 0.23 | 100 | 70 to 130 | 1.17 | 20 |
| BA19337 | Calcium, Total | mg/L | -0.0000135 | 0.1518 | 5.00 | 42.2 | 43.7 | 5.05 | 4.25 to 5.75 | 66.0 | 70 to 130 | 3.49 | 20 |
| BA19337 | Chromium, Total | mg/L | -0.0000783 | 0.00044 | 0.10 | 0.106 | 0.109 | 0.109 | 0.085 to 0.115 | 106 | 70 to 130 | 2.79 | 20 |
| BA19341 | Manganese, Dissolved | mg/L | -0.0000246 | 0.0001474 | 0.10 | 0.170 | 0.175 | 0.101 | 0.085 to 0.115 | 94.0 | 70 to 130 | 2.90 | 20 |
| BA19337 | Barium, Total | mg/L | -0.0000009 | 0.0002 | 0.10 | 0.214 | 0.208 | 0.102 | 0.085 to 0.115 | 104 | 70 to 130 | 2.84 | 20 |
| BA19337 | Thallium, Total | mg/L | -0.000125 | 0.0001474 | 0.10 | 0.105 | 0.104 | 0.107 | 0.085 to 0.115 | 105 | 70 to 130 | 0.957 | 20 |
| BA19337 | Arsenic, Total | mg/L | 0.0000143 | 0.0001474 | 0.10 | 0.112 | 0.110 | 0.110 | 0.085 to 0.115 | 110 | 70 to 130 | 1.80 | 20 |
| BA19337 | Boron, Total | mg/L | 0.000514 | 0.0650254 | 1.00 | 1.03 | 1.03 | 0.990 | 0.85 to 1.15 | 103 | 70 to 130 | 0.00 | 20 |
| BA19337 | Potassium, Total | mg/L | 0.0330 | 0.3674 | 10.0 | 12.7 | 12.9 | 10.5 | 8.5 to 11.5 | 104 | 70 to 130 | 1.56 | 20 |
| BA19337 | Antimony, Total | mg/L | 0.000207 | 0.001 | 0.10 | 0.104 | 0.103 | 0.0995 | 0.085 to 0.115 | 102 | 70 to 130 | 0.966 | 20 |
| BA19337 | Selenium, Total | mg/L | 0.0000824 | 0.001 | 0.10 | 0.104 | 0.103 | 0.104 | 0.085 to 0.115 | 104 | 70 to 130 | 0.966 | 20 |
| BA19337 | Lithium, Total | mg/L | -0.000364 | 0.0154 | 0.20 | 0.270 | 0.268 | 0.192 | 0.17 to 0.23 | 103 | 70 to 130 | 0.743 | 20 |
| BA19337 | Lead, Total | mg/L | 0.0000035 | 0.0001474 | 0.10 | 0.110 | 0.107 | 0.110 | 0.085 to 0.115 | 110 | 70 to 130 | 2.76 | 20 |
| BA19341 | Mercury, Total by CVAA | mg/L | 0.0000814 | 0.0005 | 0.004 | 0.00384 | 0.00385 | 0.00387 | 0.0034 to 0.0046 | 96.0 | 70 to 130 | 0.260 | 20 |
| BA19337 | Cobalt, Total | mg/L | -0.000122 | 0.0001474 | 0.10 | 0.105 | 0.107 | 0.108 | 0.085 to 0.115 | 105 | 70 to 130 | 1.89 | 20 |
| BA19337 | Magnesium, Total | mg/L | 0.0000281 | 0.0462 | 5.00 | 18.2 | 18.3 | 5.09 | 4.25 to 5.75 | 98.0 | 70 to 130 | 0.548 | 20 |
| BA19337 | Manganese, Total | mg/L | 0.0000123 | 0.0001474 | 0.10 | 0.120 | 0.122 | 0.103 | 0.085 to 0.115 | 101 | 70 to 130 | 1.65 | 20 |
| BA19337 | Molybdenum, Total | mg/L | 0.0000111 | 0.0001474 | 0.10 | 0.105 | 0.103 | 0.104 | 0.085 to 0.115 | 105 | 70 to 130 | 1.92 | 20 |

**Comments:** The client submitted filtered samples for dissolved analysis, but no MB or LCS were submitted. Therefore, dissolved data is qualified. A major power failure occurred. Storage temperature exceeded six degrees Celsius for approximately five hours. Therefore, Sulfate result is qualified. LBM 11/17/20

Alabama Power
General Test Laboratory
744 County Road 87, GSC #8
Calera, AL 35040

Alabama Power

# Batch QC Summary

**Customer Account:** WMWMILAP
**Sample Date:** 10/19/20 14:50
**Customer ID:**
**Delivery Date:** 10/21/20 09:47

**Description:** Miller Ash Pond - MW-1

**Laboratory ID Number:** BA19332

| Sample | Analysis | Units | MB | MB Limit | Spike | MS | Sample Duplicate | Standard | Standard Limit | Rec | Rec Limit | Prec | Prec Limit |
|---|---|---|---|---|---|---|---|---|---|---|---|---|---|
| BA19341 | Solids, Dissolved | mg/L | 1.00 | 25 | | | 482 | 55.0 | 40 to 60 | | | 2.55 | 5 |
| BA19336 | Chloride | mg/L | 0.371 | 0.50 | 250 | 420 | 152 | 9.90 | 9 to 11 | 108 | 80 to 120 | 1.99 | 20 |
| BA19336 | Fluoride | mg/L | 0.0157 | 0.05 | 2.50 | 2.64 | 0.154 | 2.61 | 2.25 to 2.75 | 99.3 | 80 to 120 | 2.56 | 20 |
| BA19340 | Sulfate | mg/L | -0.491 | 0.50 | 3200 | 4800 | 1620 | 18.5 | 18 to 22 | 99.1 | 80 to 120 | 0.615 | 20 |
| BA19510 | Alkalinity, Total as CaCO3 | mg/L | | | | | 51.6 | 52.3 | 45.0 to 55.0 | | | 3.62 | 10 |

**Comments:** The client submitted filtered samples for dissolved analysis, but no MB or LCS were submitted. Therefore, dissolved data is qualified. A major power failure occurred. Storage temperature exceeded six degrees Celsius for approximately five hours. Therefore, Sulfate result is qualified. LBM 11/17/20

Reported: 11/20/2020
Version: 3.1
COA_CCR

Alabama Power
General Test Laboratory
744 County Road 87, GSC #8
Calera, AL 35040

# Certificate Of Analysis

Alabama Power

**Description:** Miller Ash Pond - MW-1 DIS

**Location Code:** WMWMILAP
**Collected:** 10/19/20 14:50
**Customer ID:**
**Submittal Date:** 10/21/20 09:47

**Laboratory ID Number:** BA19333

| Name | Prepared | Analyzed | Vio Spec | DF | Results | Units | MDL | RL | Q |
|---|---|---|---|---|---|---|---|---|---|
| ***Analytical Method: EPA 200.7*** | ***Analyst: RDA*** | | | | | | | | |
| * Boron, Dissolved | 10/27/20 15:00 | 11/2/20 10:20 | | 1.015 | 0.0415 | mg/L | 0.03 | 0.1 | J |
| * Calcium, Dissolved | 10/27/20 15:00 | 11/2/20 10:20 | | 1.015 | 14.3 | mg/L | 0.1 | 0.5 | |
| * Iron, Dissolved | 10/27/20 15:00 | 11/2/20 10:20 | | 1.015 | Not Detected | mg/L | 0.02 | 0.05 | U |
| * Lithium, Dissolved | 10/27/20 15:00 | 11/2/20 10:20 | | 1.015 | 0.105 | mg/L | 0.01 | 0.02 | |
| * Magnesium, Dissolved | 10/27/20 15:00 | 11/2/20 10:20 | | 1.015 | 9.79 | mg/L | 0.1 | 0.5 | |
| * Sodium, Dissolved | 10/27/20 15:00 | 11/2/20 12:41 | | 10.15 | 172 | mg/L | 1.015 | 5.075 | RA |
| ***Analytical Method: EPA 200.8*** | ***Analyst: DLJ*** | | | | | | | | |
| * Antimony, Dissolved | 11/2/20 13:48 | 11/4/20 13:09 | | 1.015 | Not Detected | mg/L | 0.0008 | 0.003 | U |
| * Arsenic, Dissolved | 11/2/20 13:48 | 11/4/20 13:09 | | 1.015 | 0.00174 | mg/L | 0.001 | 0.005 | J |
| * Barium, Dissolved | 11/2/20 13:48 | 11/4/20 13:09 | | 1.015 | 0.0147 | mg/L | 0.002 | 0.01 | |
| * Beryllium, Dissolved | 11/2/20 13:48 | 11/4/20 13:09 | | 1.015 | Not Detected | mg/L | 0.0006 | 0.003 | U |
| * Cadmium, Dissolved | 11/2/20 13:48 | 11/4/20 13:09 | | 1.015 | Not Detected | mg/L | 0.0003 | 0.001 | U |
| * Chromium, Dissolved | 11/2/20 13:48 | 11/4/20 13:09 | | 1.015 | Not Detected | mg/L | 0.002 | 0.01 | U |
| * Cobalt, Dissolved | 11/2/20 13:48 | 11/4/20 13:09 | | 1.015 | Not Detected | mg/L | 0.002 | 0.005 | U |
| * Lead, Dissolved | 11/2/20 13:48 | 11/4/20 13:09 | | 1.015 | Not Detected | mg/L | 0.001 | 0.005 | U |
| * Molybdenum, Dissolved | 11/2/20 13:48 | 11/4/20 13:09 | | 1.015 | 0.0103 | mg/L | 0.002 | 0.01 | |
| * Manganese, Dissolved | 11/2/20 13:48 | 11/4/20 13:09 | | 1.015 | Not Detected | mg/L | 0.001 | 0.005 | U |
| * Potassium, Dissolved | 11/2/20 13:48 | 11/4/20 13:09 | | 1.015 | 5.67 | mg/L | 0.3 | 2.5 | |
| * Selenium, Dissolved | 11/2/20 13:48 | 11/4/20 13:09 | | 1.015 | Not Detected | mg/L | 0.002 | 0.01 | U |
| * Thallium, Dissolved | 11/2/20 13:48 | 11/4/20 13:09 | | 1.015 | Not Detected | mg/L | 0.0002 | 0.001 | U |
| ***Analytical Method: EPA 245.1*** | ***Analyst: ABB*** | | | | | | | | |
| * Mercury, Dissolved by CVAA | 10/26/20 13:44 | 10/27/20 11:33 | | 1 | Not Detected | mg/L | 0.0003 | 0.0005 | U |
| ***Analytical Method: SM 2320 B*** | ***Analyst: JAG*** | | | | | | | | |
| Alkalinity, Total as CaCO3 | 10/28/20 10:55 | 10/28/20 11:50 | | 1 | 136 | mg/L | | 0.1 | |
| ***Analytical Method: SM 2540C*** | ***Analyst: TJW*** | | | | | | | | |
| * Solids, Dissolved | 10/22/20 16:10 | 10/26/20 14:50 | | 1 | 592 | mg/L | | 50 | |
| ***Analytical Method: SM 4500CO2 D*** | ***Analyst: JAG*** | | | | | | | | |
| Bicarbonate Alkalinity, (calc.) | 10/28/20 10:55 | 10/28/20 11:50 | | 1 | 16.3 | mg/L | | | |
| Carbonate Alkalinity, (calc.) | 10/28/20 10:55 | 10/28/20 11:50 | | 1 | 90.3 | mg/L | | | |

MDL's and RL's are adjusted for sample dilution, as applicable

**Comments:** The client submitted filtered samples for dissolved analysis, but no MB or LCS were submitted. Therefore, dissolved data is qualified. A major power failure occurred. Storage temperature exceeded six degrees Celsius for approximately five hours. Therefore, Sulfate result is qualified. LBM 11/17/20

Reported: 11/20/2020
Version: 3.1
COA_CCR

Alabama Power
General Test Laboratory
744 County Road 87, GSC #8
Calera, AL 35040

# *Certificate Of Analysis*

Alabama Power

**Description:** Miller Ash Pond - MW-1 DIS

**Location Code:** WMWMILAP
**Collected:** 10/19/20 14:50
**Customer ID:**
**Submittal Date:** 10/21/20 09:47

**Laboratory ID Number:** BA19333

| Name | Prepared | Analyzed | Vio Spec | DF | Results | Units | MDL | RL | Q |
|---|---|---|---|---|---|---|---|---|---|
| ***Analytical Method: SM4500Cl E*** | ***Analyst: JCC*** | | | | | | | | |
| * Chloride | 10/28/20 11:36 | 10/28/20 11:36 | | 1 | 14.6 | mg/L | 0.50 | 1 | |
| ***Analytical Method: SM4500F G 2017*** | ***Analyst: JCC*** | | | | | | | | |
| * Fluoride | 10/30/20 12:35 | 10/30/20 12:35 | | 1 | 0.165 | mg/L | 0.06 | 0.1 | |
| ***Analytical Method: SM4500SO4 E 2011*** | ***Analyst: JCC*** | | | | | | | | |
| * Sulfate | 11/2/20 11:37 | 11/2/20 11:37 | | 20 | 292 | mg/L | 10.00 | 20 | |
| ***Analytical Method: Field Measurements*** | ***Analyst: AWG*** | | | | | | | | |
| Conductivity | 10/19/20 14:43 | 10/19/20 14:43 | | | 1195.35 | uS/cm | | | FA |
| pH | 10/19/20 14:43 | 10/19/20 14:43 | | | 11.44 | SU | | | FA |
| Temperature | 10/19/20 14:43 | 10/19/20 14:43 | | | 19.48 | C | | | FA |
| Turbidity | 10/19/20 14:43 | 10/19/20 14:43 | | | 22.5 | NTU | | | FA |

MDL's and RL's are adjusted for sample dilution, as applicable

**Comments:** The client submitted filtered samples for dissolved analysis, but no MB or LCS were submitted. Therefore, dissolved data is qualified. A major power failure occurred. Storage temperature exceeded six degrees Celsius for approximately five hours. Therefore, Sulfate result is qualified. LBM 11/17/20

Reported: 11/20/2020
Version: 3.1
COA_CCR

Alabama Power
General Test Laboratory
744 County Road 87, GSC #8
Calera, AL 35040

# Batch QC Summary

Alabama Power

**Customer Account:** WMWMILAP
**Sample Date:** 10/19/20 14:50
**Customer ID:**
**Delivery Date:** 10/21/20 09:47

**Description:** Miller Ash Pond - MW-1 DIS

**Laboratory ID Number:** BA19333

| Sample | Analysis | Units | MB | MB Limit | Spike | MS | MSD | Standard | Standard Limit | Rec | Rec Limit | Prec | Prec Limit |
|---|---|---|---|---|---|---|---|---|---|---|---|---|---|
| BA19333 | Molybdenum, Dissolved | mg/L | 0.0000048 | 0.0001474 | 0.10 | 0.104 | 0.106 | 0.0966 | 0.085 to 0.115 | 93.7 | 70 to 130 | 1.90 | 20 |
| BA19333 | Lithium, Dissolved | mg/L | 0.000160 | 0.0154 | 0.20 | 0.327 | 0.321 | 0.194 | 0.17 to 0.23 | 111 | 70 to 130 | 1.85 | 20 |
| BA19333 | Beryllium, Dissolved | mg/L | 0.0000065 | 0.00088 | 0.10 | 0.104 | 0.103 | 0.0938 | 0.085 to 0.115 | 104 | 70 to 130 | 0.966 | 20 |
| BA19333 | Chromium, Dissolved | mg/L | -0.0000086 | 0.00044 | 0.10 | 0.0934 | 0.0976 | 0.0978 | 0.085 to 0.115 | 93.4 | 70 to 130 | 4.40 | 20 |
| BA19333 | Thallium, Dissolved | mg/L | 0.0000040 | 0.0001474 | 0.10 | 0.0933 | 0.0946 | 0.0962 | 0.085 to 0.115 | 93.3 | 70 to 130 | 1.38 | 20 |
| BA19333 | Barium, Dissolved | mg/L | -0.0000079 | 0.0002 | 0.10 | 0.109 | 0.111 | 0.0962 | 0.085 to 0.115 | 94.3 | 70 to 130 | 1.82 | 20 |
| BA19333 | Boron, Dissolved | mg/L | 0.0000995 | 0.0650254 | 1.00 | 1.11 | 1.09 | 1.03 | 0.85 to 1.15 | 107 | 70 to 130 | 1.82 | 20 |
| BA19333 | Arsenic, Dissolved | mg/L | -0.0000104 | 0.0001474 | 0.10 | 0.101 | 0.102 | 0.108 | 0.085 to 0.115 | 99.3 | 70 to 130 | 0.985 | 20 |
| BA19333 | Cadmium, Dissolved | mg/L | 0.0000000 | 0.0001474 | 0.10 | 0.0914 | 0.0934 | 0.0965 | 0.085 to 0.115 | 91.4 | 70 to 130 | 2.16 | 20 |
| BA19333 | Mercury, Dissolved by | mg/L | 0.0000757 | 0.0005 | 0.004 | 0.00369 | 0.00375 | 0.00385 | 0.0034 to 0.0046 | 92.2 | 70 to 130 | 1.61 | 20 |
| BA19333 | Cobalt, Dissolved | mg/L | 0.0000065 | 0.0001474 | 0.10 | 0.0946 | 0.0987 | 0.0975 | 0.085 to 0.115 | 94.6 | 70 to 130 | 4.24 | 20 |
| BA19333 | Manganese, Dissolved | mg/L | -0.0000134 | 0.0001474 | 0.10 | 0.0948 | 0.0976 | 0.1000 | 0.085 to 0.115 | 94.8 | 70 to 130 | 2.91 | 20 |
| BA19333 | Selenium, Dissolved | mg/L | 0.000120 | 0.001 | 0.10 | 0.0953 | 0.0960 | 0.104 | 0.085 to 0.115 | 95.3 | 70 to 130 | 0.732 | 20 |
| BA19333 | Sodium, Dissolved | mg/L | 0.000406 | 0.044 | 5.00 | 176 | 171 | 5.18 | 4.25 to 5.75 | 80.0 | 70 to 130 | 2.88 | 20 |
| BA19333 | Lead, Dissolved | mg/L | 0.0000107 | 0.0001474 | 0.10 | 0.0987 | 0.100 | 0.0999 | 0.085 to 0.115 | 98.7 | 70 to 130 | 1.31 | 20 |
| BA19333 | Calcium, Dissolved | mg/L | -0.00211 | 0.1518 | 5.00 | 19.6 | 19.4 | 5.14 | 4.25 to 5.75 | 106 | 70 to 130 | 1.03 | 20 |
| BA19333 | Iron, Dissolved | mg/L | 0.000685 | 0.0176 | 0.2 | 0.210 | 0.207 | 0.206 | 0.17 to 0.23 | 105 | 70 to 130 | 1.44 | 20 |
| BA19333 | Potassium, Dissolved | mg/L | 0.00591 | 0.3674 | 10.0 | 14.6 | 15.1 | 9.70 | 8.5 to 11.5 | 89.3 | 70 to 130 | 3.37 | 20 |
| BA19333 | Magnesium, Dissolved | mg/L | -0.00242 | 0.0462 | 5.00 | 15.1 | 14.8 | 5.22 | 4.25 to 5.75 | 106 | 70 to 130 | 2.01 | 20 |
| BA19333 | Antimony, Dissolved | mg/L | 0.000136 | 0.001 | 0.10 | 0.0926 | 0.0948 | 0.0918 | 0.085 to 0.115 | 92.6 | 70 to 130 | 2.35 | 20 |

**Comments:** The client submitted filtered samples for dissolved analysis, but no MB or LCS were submitted. Therefore, dissolved data is qualified. A major power failure occurred. Storage temperature exceeded six degrees Celsius for approximately five hours. Therefore, Sulfate result is qualified. LBM 11/17/20

Reported: 11/20/2020
Version: 3.1
COA_CCR

Alabama Power
General Test Laboratory
744 County Road 87, GSC #8
Calera, AL 35040

Alabama Power

# Batch QC Summary

**Customer Account:** WMWMILAP
**Sample Date:** 10/19/20 14:50
**Customer ID:**
**Delivery Date:** 10/21/20 09:47

**Description:** Miller Ash Pond - MW-1 DIS

**Laboratory ID Number:** BA19333

| Sample | Analysis | Units | MB | MB Limit | Spike | MS | Sample Duplicate | Standard | Standard Limit | Rec | Rec Limit | Prec | Prec Limit |
|---|---|---|---|---|---|---|---|---|---|---|---|---|---|
| BA19341 | Solids, Dissolved | mg/L | 1.00 | 25 | | | 482 | 55.0 | 40 to 60 | | | 2.55 | 5 |
| BA19336 | Chloride | mg/L | 0.371 | 0.50 | 250 | 420 | 152 | 9.90 | 9 to 11 | 108 | 80 to 120 | 1.99 | 20 |
| BA19336 | Fluoride | mg/L | 0.0157 | 0.05 | 2.50 | 2.64 | 0.154 | 2.61 | 2.25 to 2.75 | 99.3 | 80 to 120 | 2.56 | 20 |
| BA19340 | Sulfate | mg/L | -0.491 | 0.50 | 3200 | 4800 | 1620 | 18.5 | 18 to 22 | 99.1 | 80 to 120 | 0.615 | 20 |
| BA19510 | Alkalinity, Total as CaCO3 | mg/L | | | | | 51.6 | 52.3 | 45.0 to 55.0 | | | 3.62 | 10 |

**Comments:** The client submitted filtered samples for dissolved analysis, but no MB or LCS were submitted. Therefore, dissolved data is qualified. A major power failure occurred. Storage temperature exceeded six degrees Celsius for approximately five hours. Therefore, Sulfate result is qualified. LBM 11/17/20

Reported: 11/20/2020
Version: 3.1
COA_CCR

Alabama Power
General Test Laboratory
744 County Road 87, GSC #8
Calera, AL 35040

# Certificate Of Analysis

Alabama Power

**Description:** Miller Ash Pond - MW-11

**Location Code:** WMWMILAP
**Collected:** 10/20/20 11:35
**Customer ID:**
**Submittal Date:** 10/21/20 09:47

**Laboratory ID Number:** BA19334

| Name | Prepared | Analyzed | Vio Spec | DF | Results | Units | MDL | RL | Q |
|---|---|---|---|---|---|---|---|---|---|
| ***Analytical Method: EPA 200.7*** | ***Analyst: RDA*** | | | | ***Preparation Method: EPA 1638*** | | | | |
| * Boron, Total | 11/3/20 09:00 | 11/4/20 09:12 | | 1.015 | 0.0357 | mg/L | 0.03 | 0.1 | J |
| * Calcium, Total | 11/3/20 09:00 | 11/4/20 12:10 | | 50.75 | 151 | mg/L | 5.075 | 25.375 | |
| * Iron, Total | 11/3/20 09:00 | 11/4/20 09:12 | | 1.015 | 3.26 | mg/L | 0.02 | 0.05 | |
| * Lithium, Total | 11/3/20 09:00 | 11/4/20 09:12 | | 1.015 | 0.297 | mg/L | 0.01 | 0.02 | |
| * Magnesium, Total | 11/3/20 09:00 | 11/4/20 12:10 | | 50.75 | 60.9 | mg/L | 5.075 | 25.375 | |
| * Sodium, Total | 11/3/20 09:00 | 11/4/20 12:10 | | 50.75 | 75.4 | mg/L | 5.075 | 25.375 | |
| ***Analytical Method: EPA 200.7*** | ***Analyst: RDA*** | | | | | | | | |
| * Iron, Dissolved | 10/27/20 15:00 | 11/2/20 10:30 | | 1.015 | 2.42 | mg/L | 0.02 | 0.05 | |
| ***Analytical Method: EPA 200.8*** | ***Analyst: DLJ*** | | | | ***Preparation Method: EPA 1638*** | | | | |
| * Antimony, Total | 10/30/20 11:47 | 11/2/20 12:39 | | 1.015 | Not Detected | mg/L | 0.0008 | 0.003 | U |
| * Arsenic, Total | 10/30/20 11:47 | 11/2/20 12:39 | | 1.015 | Not Detected | mg/L | 0.001 | 0.005 | U |
| * Barium, Total | 10/30/20 11:47 | 11/2/20 12:39 | | 1.015 | 0.0414 | mg/L | 0.002 | 0.01 | |
| * Beryllium, Total | 10/30/20 11:47 | 11/2/20 12:39 | | 1.015 | Not Detected | mg/L | 0.0006 | 0.003 | U |
| * Cadmium, Total | 10/30/20 11:47 | 11/2/20 12:39 | | 1.015 | Not Detected | mg/L | 0.0003 | 0.001 | U |
| * Chromium, Total | 10/30/20 11:47 | 11/2/20 12:39 | | 1.015 | Not Detected | mg/L | 0.002 | 0.01 | U |
| * Cobalt, Total | 10/30/20 11:47 | 11/2/20 12:39 | | 1.015 | Not Detected | mg/L | 0.002 | 0.005 | U |
| * Lead, Total | 10/30/20 11:47 | 11/2/20 12:39 | | 1.015 | Not Detected | mg/L | 0.001 | 0.005 | U |
| * Molybdenum, Total | 10/30/20 11:47 | 11/2/20 12:39 | | 1.015 | Not Detected | mg/L | 0.002 | 0.01 | U |
| * Potassium, Total | 10/30/20 11:47 | 11/2/20 12:39 | | 1.015 | 26.1 | mg/L | 0.3 | 2.5 | |
| * Manganese, Total | 10/30/20 11:47 | 11/2/20 12:39 | | 1.015 | 0.0778 | mg/L | 0.001 | 0.005 | |
| * Selenium, Total | 10/30/20 11:47 | 11/2/20 12:39 | | 1.015 | Not Detected | mg/L | 0.002 | 0.01 | U |
| * Thallium, Total | 10/30/20 11:47 | 11/2/20 12:39 | | 1.015 | Not Detected | mg/L | 0.0002 | 0.001 | U |
| ***Analytical Method: EPA 200.8*** | ***Analyst: DLJ*** | | | | | | | | |
| * Manganese, Dissolved | 11/2/20 13:48 | 11/4/20 14:19 | | 1.015 | 0.0744 | mg/L | 0.001 | 0.005 | |
| ***Analytical Method: EPA 245.1*** | ***Analyst: ABB*** | | | | | | | | |
| * Mercury, Total by CVAA | 10/26/20 11:29 | 10/27/20 12:01 | | 1 | Not Detected | mg/L | 0.0003 | 0.0005 | U |
| ***Analytical Method: SM 2320 B*** | ***Analyst: JAG*** | | | | | | | | |
| Alkalinity, Total as CaCO3 | 10/28/20 10:55 | 10/28/20 11:50 | | 1 | 183 | mg/L | | 0.1 | |
| ***Analytical Method: SM 2540C*** | ***Analyst: TJW*** | | | | | | | | |
| * Solids, Dissolved | 10/22/20 16:10 | 10/26/20 14:50 | | 1 | 1050 | mg/L | | 83.3 | |

MDL's and RL's are adjusted for sample dilution, as applicable

**Comments:** The client submitted filtered samples for dissolved analysis, but no MB or LCS were submitted. Therefore, dissolved data is qualified. A major power failure occurred. Storage temperature exceeded six degrees Celsius for approximately five hours. Therefore, Sulfate result is qualified. LBM 11/17/20

Reported: 11/20/2020
Version: 3.1
COA_CCR

Alabama Power
General Test Laboratory
744 County Road 87, GSC #8
Calera, AL 35040

# *Certificate Of Analysis*

Alabama Power

**Description:** Miller Ash Pond - MW-11

**Location Code:** WMWMILAP
**Collected:** 10/20/20 11:35
**Customer ID:**
**Submittal Date:** 10/21/20 09:47

**Laboratory ID Number:** BA19334

| Name | Prepared | Analyzed | Vio Spec | DF | Results | Units | MDL | RL | Q |
|---|---|---|---|---|---|---|---|---|---|
| ***Analytical Method: SM 4500CO2 D*** | | ***Analyst: JAG*** | | | | | | | |
| Bicarbonate Alkalinity, (calc.) | 10/28/20 10:55 | 10/28/20 11:50 | | 1 | 183 | mg/L | | | |
| Carbonate Alkalinity, (calc.) | 10/28/20 10:55 | 10/28/20 11:50 | | 1 | 0.18 | mg/L | | | |
| ***Analytical Method: SM4500Cl E*** | | ***Analyst: JCC*** | | | | | | | |
| * Chloride | 10/28/20 11:37 | 10/28/20 11:37 | | 1 | 6.33 | mg/L | 0.50 | 1 | |
| ***Analytical Method: SM4500F G 2017*** | | ***Analyst: JCC*** | | | | | | | |
| * Fluoride | 10/30/20 12:36 | 10/30/20 12:36 | | 1 | 0.126 | mg/L | 0.06 | 0.1 | |
| ***Analytical Method: SM4500SO4 E 2011*** | | ***Analyst: JCC*** | | | | | | | |
| * Sulfate | 11/2/20 11:39 | 11/2/20 11:39 | | 32 | 575 | mg/L | 16.00 | 32 | |
| ***Analytical Method: Field Measurements*** | | ***Analyst: AWG*** | | | | | | | |
| Conductivity | 10/20/20 11:32 | 10/20/20 11:32 | | | 1230.82 | uS/cm | | | FA |
| pH | 10/20/20 11:32 | 10/20/20 11:32 | | | 7.26 | SU | | | FA |
| Temperature | 10/20/20 11:32 | 10/20/20 11:32 | | | 19.69 | C | | | FA |
| Turbidity | 10/20/20 11:32 | 10/20/20 11:32 | | | 5.67 | NTU | | | FA |

MDL's and RL's are adjusted for sample dilution, as applicable

**Comments:** The client submitted filtered samples for dissolved analysis, but no MB or LCS were submitted. Therefore, dissolved data is qualified. A major power failure occurred. Storage temperature exceeded six degrees Celsius for approximately five hours. Therefore, Sulfate result is qualified. LBM 11/17/20

Reported: 11/20/2020
Version: 3.1
COA_CCR

Alabama Power
General Test Laboratory
744 County Road 87, GSC #8
Calera, AL 35040

# Batch QC Summary

Alabama Power

**Customer Account:** WMWMILAP
**Sample Date:** 10/20/20 11:35
**Customer ID:**
**Delivery Date:** 10/21/20 09:47

**Description:** Miller Ash Pond - MW-11

**Laboratory ID Number:** BA19334

| Sample | Analysis | Units | MB | MB Limit | Spike | MS | MSD | Standard | Standard Limit | Rec | Rec Limit | Prec | Prec Limit |
|---|---|---|---|---|---|---|---|---|---|---|---|---|---|
| BA19337 | Cadmium, Total | mg/L | 0.0000000 | 0.0001474 | 0.10 | 0.100 | 0.0997 | 0.101 | 0.085 to 0.115 | 100 | 70 to 130 | 0.300 | 20 |
| BA19337 | Sodium, Total | mg/L | 0.000853 | 0.044 | 5.00 | 59.0 | 60.7 | 5.02 | 4.25 to 5.75 | 64.0 | 70 to 130 | 2.84 | 20 |
| BA19333 | Iron, Dissolved | mg/L | 0.000685 | 0.0176 | 0.2 | 0.210 | 0.207 | 0.206 | 0.17 to 0.23 | 105 | 70 to 130 | 1.44 | 20 |
| BA19337 | Beryllium, Total | mg/L | 0.0000033 | 0.00088 | 0.10 | 0.106 | 0.107 | 0.103 | 0.085 to 0.115 | 106 | 70 to 130 | 0.939 | 20 |
| BA19337 | Iron, Total | mg/L | -0.000130 | 0.0176 | 0.2 | 0.603 | 0.596 | 0.201 | 0.17 to 0.23 | 100 | 70 to 130 | 1.17 | 20 |
| BA19337 | Calcium, Total | mg/L | -0.0000135 | 0.1518 | 5.00 | 42.2 | 43.7 | 5.05 | 4.25 to 5.75 | 66.0 | 70 to 130 | 3.49 | 20 |
| BA19337 | Chromium, Total | mg/L | -0.0000783 | 0.00044 | 0.10 | 0.106 | 0.109 | 0.109 | 0.085 to 0.115 | 106 | 70 to 130 | 2.79 | 20 |
| BA19341 | Manganese, Dissolved | mg/L | -0.0000246 | 0.0001474 | 0.10 | 0.170 | 0.175 | 0.101 | 0.085 to 0.115 | 94.0 | 70 to 130 | 2.90 | 20 |
| BA19337 | Lithium, Total | mg/L | -0.000364 | 0.0154 | 0.20 | 0.270 | 0.268 | 0.192 | 0.17 to 0.23 | 103 | 70 to 130 | 0.743 | 20 |
| BA19337 | Lead, Total | mg/L | 0.0000035 | 0.0001474 | 0.10 | 0.110 | 0.107 | 0.110 | 0.085 to 0.115 | 110 | 70 to 130 | 2.76 | 20 |
| BA19341 | Mercury, Total by CVAA | mg/L | 0.0000814 | 0.0005 | 0.004 | 0.00384 | 0.00385 | 0.00387 | 0.0034 to 0.0046 | 96.0 | 70 to 130 | 0.260 | 20 |
| BA19337 | Arsenic, Total | mg/L | 0.0000143 | 0.0001474 | 0.10 | 0.112 | 0.110 | 0.110 | 0.085 to 0.115 | 110 | 70 to 130 | 1.80 | 20 |
| BA19337 | Boron, Total | mg/L | 0.000514 | 0.0650254 | 1.00 | 1.03 | 1.03 | 0.990 | 0.85 to 1.15 | 103 | 70 to 130 | 0.00 | 20 |
| BA19337 | Potassium, Total | mg/L | 0.0330 | 0.3674 | 10.0 | 12.7 | 12.9 | 10.5 | 8.5 to 11.5 | 104 | 70 to 130 | 1.56 | 20 |
| BA19337 | Antimony, Total | mg/L | 0.000207 | 0.001 | 0.10 | 0.104 | 0.103 | 0.0995 | 0.085 to 0.115 | 102 | 70 to 130 | 0.966 | 20 |
| BA19337 | Selenium, Total | mg/L | 0.0000824 | 0.001 | 0.10 | 0.104 | 0.103 | 0.104 | 0.085 to 0.115 | 104 | 70 to 130 | 0.966 | 20 |
| BA19337 | Barium, Total | mg/L | -0.0000009 | 0.0002 | 0.10 | 0.214 | 0.208 | 0.102 | 0.085 to 0.115 | 104 | 70 to 130 | 2.84 | 20 |
| BA19337 | Thallium, Total | mg/L | -0.000125 | 0.0001474 | 0.10 | 0.105 | 0.104 | 0.107 | 0.085 to 0.115 | 105 | 70 to 130 | 0.957 | 20 |
| BA19337 | Cobalt, Total | mg/L | -0.000122 | 0.0001474 | 0.10 | 0.105 | 0.107 | 0.108 | 0.085 to 0.115 | 105 | 70 to 130 | 1.89 | 20 |
| BA19337 | Magnesium, Total | mg/L | 0.0000281 | 0.0462 | 5.00 | 18.2 | 18.3 | 5.09 | 4.25 to 5.75 | 98.0 | 70 to 130 | 0.548 | 20 |
| BA19337 | Manganese, Total | mg/L | 0.0000123 | 0.0001474 | 0.10 | 0.120 | 0.122 | 0.103 | 0.085 to 0.115 | 101 | 70 to 130 | 1.65 | 20 |
| BA19337 | Molybdenum, Total | mg/L | 0.0000111 | 0.0001474 | 0.10 | 0.105 | 0.103 | 0.104 | 0.085 to 0.115 | 105 | 70 to 130 | 1.92 | 20 |

**Comments:** The client submitted filtered samples for dissolved analysis, but no MB or LCS were submitted. Therefore, dissolved data is qualified. A major power failure occurred. Storage temperature exceeded six degrees Celsius for approximately five hours. Therefore, Sulfate result is qualified. LBM 11/17/20

Reported: 11/20/2020
Version: 3.1
COA_CCR

Alabama Power
General Test Laboratory
744 County Road 87, GSC #8
Calera, AL 35040

Alabama Power

# Batch QC Summary

**Customer Account:** WMWMILAP
**Sample Date:** 10/20/20 11:35
**Customer ID:**
**Delivery Date:** 10/21/20 09:47

**Description:** Miller Ash Pond - MW-11

**Laboratory ID Number:** BA19334

| Sample | Analysis | Units | MB | MB Limit | Spike | MS | Sample Duplicate | Standard | Standard Limit | Rec | Rec Limit | Prec | Prec Limit |
|---|---|---|---|---|---|---|---|---|---|---|---|---|---|
| BA19341 | Solids, Dissolved | mg/L | 1.00 | 25 | | | 482 | 55.0 | 40 to 60 | | | 2.55 | 5 |
| BA19336 | Chloride | mg/L | 0.371 | 0.50 | 250 | 420 | 152 | 9.90 | 9 to 11 | 108 | 80 to 120 | 1.99 | 20 |
| BA19336 | Fluoride | mg/L | 0.0157 | 0.05 | 2.50 | 2.64 | 0.154 | 2.61 | 2.25 to 2.75 | 99.3 | 80 to 120 | 2.56 | 20 |
| BA19340 | Sulfate | mg/L | -0.491 | 0.50 | 3200 | 4800 | 1620 | 18.5 | 18 to 22 | 99.1 | 80 to 120 | 0.615 | 20 |
| BA19510 | Alkalinity, Total as CaCO3 | mg/L | | | | | 51.6 | 52.3 | 45.0 to 55.0 | | | 3.62 | 10 |

**Comments:** The client submitted filtered samples for dissolved analysis, but no MB or LCS were submitted. Therefore, dissolved data is qualified. A major power failure occurred. Storage temperature exceeded six degrees Celsius for approximately five hours. Therefore, Sulfate result is qualified. LBM 11/17/20

Reported: 11/20/2020
Version: 3.1
COA_CCR

Alabama Power
General Test Laboratory
744 County Road 87, GSC #8
Calera, AL 35040

# Certificate Of Analysis

Alabama Power

**Description:** Miller Ash Pond Field Blank-5

**Location Code:** WMWMILAPFB
**Collected:** 10/20/20 11:55
**Customer ID:**
**Submittal Date:** 10/21/20 09:47

**Laboratory ID Number:** BA19335

| Name | Prepared | Analyzed | Vio Spec | DF | Results | Units | MDL | RL | Q |
|---|---|---|---|---|---|---|---|---|---|
| ***Analytical Method: EPA 200.7*** | ***Analyst: RDA*** | | | | ***Preparation Method: EPA 1638*** | | | | |
| * Boron, Total | 11/3/20 09:00 | 11/4/20 09:16 | | 1.015 | Not Detected | mg/L | 0.03 | 0.1 | U |
| * Calcium, Total | 11/3/20 09:00 | 11/4/20 09:16 | | 1.015 | Not Detected | mg/L | 0.1 | 0.5 | U |
| * Iron, Total | 11/3/20 09:00 | 11/4/20 09:16 | | 1.015 | Not Detected | mg/L | 0.02 | 0.05 | U |
| * Lithium, Total | 11/3/20 09:00 | 11/4/20 09:16 | | 1.015 | Not Detected | mg/L | 0.01 | 0.02 | U |
| * Magnesium, Total | 11/3/20 09:00 | 11/4/20 09:16 | | 1.015 | Not Detected | mg/L | 0.1 | 0.5 | U |
| * Sodium, Total | 11/3/20 09:00 | 11/4/20 09:16 | | 1.015 | Not Detected | mg/L | 0.1 | 0.5 | U |
| ***Analytical Method: EPA 200.8*** | ***Analyst: DLJ*** | | | | ***Preparation Method: EPA 1638*** | | | | |
| * Antimony, Total | 10/30/20 11:47 | 11/2/20 12:42 | | 1.015 | Not Detected | mg/L | 0.0008 | 0.003 | U |
| * Arsenic, Total | 10/30/20 11:47 | 11/2/20 12:42 | | 1.015 | Not Detected | mg/L | 0.001 | 0.005 | U |
| * Barium, Total | 10/30/20 11:47 | 11/2/20 12:42 | | 1.015 | Not Detected | mg/L | 0.002 | 0.01 | U |
| * Beryllium, Total | 10/30/20 11:47 | 11/2/20 12:42 | | 1.015 | Not Detected | mg/L | 0.0006 | 0.003 | U |
| * Cadmium, Total | 10/30/20 11:47 | 11/2/20 12:42 | | 1.015 | Not Detected | mg/L | 0.0003 | 0.001 | U |
| * Chromium, Total | 10/30/20 11:47 | 11/2/20 12:42 | | 1.015 | Not Detected | mg/L | 0.002 | 0.01 | U |
| * Cobalt, Total | 10/30/20 11:47 | 11/2/20 12:42 | | 1.015 | Not Detected | mg/L | 0.002 | 0.005 | U |
| * Lead, Total | 10/30/20 11:47 | 11/2/20 12:42 | | 1.015 | Not Detected | mg/L | 0.001 | 0.005 | U |
| * Molybdenum, Total | 10/30/20 11:47 | 11/2/20 12:42 | | 1.015 | Not Detected | mg/L | 0.002 | 0.01 | U |
| * Manganese, Total | 10/30/20 11:47 | 11/2/20 12:42 | | 1.015 | Not Detected | mg/L | 0.001 | 0.005 | U |
| * Potassium, Total | 10/30/20 11:47 | 11/2/20 12:42 | | 1.015 | Not Detected | mg/L | 0.3 | 2.5 | U |
| * Selenium, Total | 10/30/20 11:47 | 11/2/20 12:42 | | 1.015 | Not Detected | mg/L | 0.002 | 0.01 | U |
| * Thallium, Total | 10/30/20 11:47 | 11/2/20 12:42 | | 1.015 | Not Detected | mg/L | 0.0002 | 0.001 | U |
| ***Analytical Method: EPA 245.1*** | ***Analyst: ABB*** | | | | | | | | |
| * Mercury, Total by CVAA | 10/26/20 11:29 | 10/27/20 12:03 | | 1 | Not Detected | mg/L | 0.0003 | 0.0005 | U |
| ***Analytical Method: SM 2540C*** | ***Analyst: TJW*** | | | | | | | | |
| * Solids, Dissolved | 10/22/20 16:10 | 10/26/20 14:50 | | 1 | Not Detected | mg/L | | 25 | U |
| ***Analytical Method: SM4500Cl E*** | ***Analyst: JCC*** | | | | | | | | |
| * Chloride | 10/28/20 11:38 | 10/28/20 11:38 | | 1 | Not Detected | mg/L | 0.50 | 1 | U |
| ***Analytical Method: SM4500F G 2017*** | ***Analyst: JCC*** | | | | | | | | |
| * Fluoride | 10/30/20 12:37 | 10/30/20 12:37 | | 1 | Not Detected | mg/L | 0.06 | 0.1 | U |
| ***Analytical Method: SM4500SO4 E 2011*** | ***Analyst: JCC*** | | | | | | | | |
| * Sulfate | 11/2/20 11:40 | 11/2/20 11:40 | | 1 | Not Detected | mg/L | 0.50 | 1 | U |

MDL's and RL's are adjusted for sample dilution, as applicable

**Comments:** A major power failure occurred. Storage temperature exceeded six degrees Celsius for approximately five hours. Therefore, Sulfate result is qualified. LBM 11/17/20

Reported: 11/20/2020
Version: 3.1
COA_CCR

Alabama Power
General Test Laboratory
744 County Road 87, GSC #8
Calera, AL 35040

# Batch QC Summary

Alabama Power

**Customer Account:** WMWMILAPFB
**Sample Date:** 10/20/20 11:55
**Customer ID:**
**Delivery Date:** 10/21/20 09:47

**Description:** Miller Ash Pond Field Blank-5

**Laboratory ID Number:** BA19335

| Sample | Analysis | Units | MB | MB Limit | Spike | MS | MSD | Standard | Standard Limit | Rec | Rec Limit | Prec | Prec Limit |
|---|---|---|---|---|---|---|---|---|---|---|---|---|---|
| BA19337 | Cadmium, Total | mg/L | 0.0000000 | 0.0001474 | 0.10 | 0.100 | 0.0997 | 0.101 | 0.085 to 0.115 | 100 | 70 to 130 | 0.300 | 20 |
| BA19337 | Sodium, Total | mg/L | 0.000853 | 0.044 | 5.00 | 59.0 | 60.7 | 5.02 | 4.25 to 5.75 | 64.0 | 70 to 130 | 2.84 | 20 |
| BA19337 | Lithium, Total | mg/L | -0.000364 | 0.0154 | 0.20 | 0.270 | 0.268 | 0.192 | 0.17 to 0.23 | 103 | 70 to 130 | 0.743 | 20 |
| BA19337 | Lead, Total | mg/L | 0.0000035 | 0.0001474 | 0.10 | 0.110 | 0.107 | 0.110 | 0.085 to 0.115 | 110 | 70 to 130 | 2.76 | 20 |
| BA19341 | Mercury, Total by CVAA | mg/L | 0.0000814 | 0.0005 | 0.004 | 0.00384 | 0.00385 | 0.00387 | 0.0034 to 0.0046 | 96.0 | 70 to 130 | 0.260 | 20 |
| BA19337 | Calcium, Total | mg/L | -0.0000135 | 0.1518 | 5.00 | 42.2 | 43.7 | 5.05 | 4.25 to 5.75 | 66.0 | 70 to 130 | 3.49 | 20 |
| BA19337 | Chromium, Total | mg/L | -0.0000783 | 0.00044 | 0.10 | 0.106 | 0.109 | 0.109 | 0.085 to 0.115 | 106 | 70 to 130 | 2.79 | 20 |
| BA19337 | Arsenic, Total | mg/L | 0.0000143 | 0.0001474 | 0.10 | 0.112 | 0.110 | 0.110 | 0.085 to 0.115 | 110 | 70 to 130 | 1.80 | 20 |
| BA19337 | Boron, Total | mg/L | 0.000514 | 0.0650254 | 1.00 | 1.03 | 1.03 | 0.990 | 0.85 to 1.15 | 103 | 70 to 130 | 0.00 | 20 |
| BA19337 | Potassium, Total | mg/L | 0.0330 | 0.3674 | 10.0 | 12.7 | 12.9 | 10.5 | 8.5 to 11.5 | 104 | 70 to 130 | 1.56 | 20 |
| BA19337 | Antimony, Total | mg/L | 0.000207 | 0.001 | 0.10 | 0.104 | 0.103 | 0.0995 | 0.085 to 0.115 | 102 | 70 to 130 | 0.966 | 20 |
| BA19337 | Selenium, Total | mg/L | 0.0000824 | 0.001 | 0.10 | 0.104 | 0.103 | 0.104 | 0.085 to 0.115 | 104 | 70 to 130 | 0.966 | 20 |
| BA19337 | Cobalt, Total | mg/L | -0.000122 | 0.0001474 | 0.10 | 0.105 | 0.107 | 0.108 | 0.085 to 0.115 | 105 | 70 to 130 | 1.89 | 20 |
| BA19337 | Magnesium, Total | mg/L | 0.0000281 | 0.0462 | 5.00 | 18.2 | 18.3 | 5.09 | 4.25 to 5.75 | 98.0 | 70 to 130 | 0.548 | 20 |
| BA19337 | Manganese, Total | mg/L | 0.0000123 | 0.0001474 | 0.10 | 0.120 | 0.122 | 0.103 | 0.085 to 0.115 | 101 | 70 to 130 | 1.65 | 20 |
| BA19337 | Molybdenum, Total | mg/L | 0.0000111 | 0.0001474 | 0.10 | 0.105 | 0.103 | 0.104 | 0.085 to 0.115 | 105 | 70 to 130 | 1.92 | 20 |
| BA19337 | Barium, Total | mg/L | -0.0000009 | 0.0002 | 0.10 | 0.214 | 0.208 | 0.102 | 0.085 to 0.115 | 104 | 70 to 130 | 2.84 | 20 |
| BA19337 | Thallium, Total | mg/L | -0.000125 | 0.0001474 | 0.10 | 0.105 | 0.104 | 0.107 | 0.085 to 0.115 | 105 | 70 to 130 | 0.957 | 20 |
| BA19337 | Beryllium, Total | mg/L | 0.0000033 | 0.00088 | 0.10 | 0.106 | 0.107 | 0.103 | 0.085 to 0.115 | 106 | 70 to 130 | 0.939 | 20 |
| BA19337 | Iron, Total | mg/L | -0.000130 | 0.0176 | 0.2 | 0.603 | 0.596 | 0.201 | 0.17 to 0.23 | 100 | 70 to 130 | 1.17 | 20 |

**Comments:** A major power failure occurred. Storage temperature exceeded six degrees Celsius for approximately five hours. Therefore, Sulfate result is qualified. LBM 11/17/20

Reported: 11/20/2020
Version: 3.1
COA_CCR

Alabama Power
General Test Laboratory
744 County Road 87, GSC #8
Calera, AL 35040

Alabama Power

# Batch QC Summary

**Customer Account:** WMWMILAPFB
**Sample Date:** 10/20/20 11:55
**Customer ID:**
**Delivery Date:** 10/21/20 09:47

**Description:** Miller Ash Pond Field Blank-5

**Laboratory ID Number:** BA19335

| Sample | Analysis | Units | MB | MB Limit | Spike | MS | Sample Duplicate | Standard | Standard Limit | Rec | Rec Limit | Prec | Prec Limit |
|---|---|---|---|---|---|---|---|---|---|---|---|---|---|
| BA19341 | Solids, Dissolved | mg/L | 1.00 | 25 | | | 482 | 55.0 | 40 to 60 | | | 2.55 | 5 |
| BA19336 | Chloride | mg/L | 0.371 | 0.50 | 250 | 420 | 152 | 9.90 | 9 to 11 | 108 | 80 to 120 | 1.99 | 20 |
| BA19336 | Fluoride | mg/L | 0.0157 | 0.05 | 2.50 | 2.64 | 0.154 | 2.61 | 2.25 to 2.75 | 99.3 | 80 to 120 | 2.56 | 20 |
| BA19340 | Sulfate | mg/L | -0.491 | 0.50 | 3200 | 4800 | 1620 | 18.5 | 18 to 22 | 99.1 | 80 to 120 | 0.615 | 20 |

**Comments:** A major power failure occurred. Storage temperature exceeded six degrees Celsius for approximately five hours. Therefore, Sulfate result is qualified. LBM 11/17/20

Reported: 11/20/2020
Version: 3.1
COA_CCR

Alabama Power
General Test Laboratory
744 County Road 87, GSC #8
Calera, AL 35040

# Certificate Of Analysis

Alabama Power

**Description:** Miller Ash Pond - MW-30H

**Location Code:** WMWMILAP
**Collected:** 10/20/20 13:50
**Customer ID:**
**Submittal Date:** 10/21/20 09:47

**Laboratory ID Number:** BA19336

| Name | Prepared | Analyzed | Vio Spec | DF | Results | Units | MDL | RL | Q |
|---|---|---|---|---|---|---|---|---|---|
| ***Analytical Method: EPA 200.7*** | ***Analyst: RDA*** | | | | ***Preparation Method: EPA 1638*** | | | | |
| * Boron, Total | 11/3/20 09:00 | 11/4/20 09:19 | | 1.015 | 0.0673 | mg/L | 0.03 | 0.1 | J |
| * Calcium, Total | 11/3/20 09:00 | 11/4/20 12:13 | | 50.75 | 228 | mg/L | 5.075 | 25.375 | |
| * Iron, Total | 11/3/20 09:00 | 11/4/20 09:19 | | 1.015 | 1.64 | mg/L | 0.02 | 0.05 | |
| * Lithium, Total | 11/3/20 09:00 | 11/4/20 09:19 | | 1.015 | 0.0918 | mg/L | 0.01 | 0.02 | |
| * Magnesium, Total | 11/3/20 09:00 | 11/4/20 12:13 | | 50.75 | 92.2 | mg/L | 5.075 | 25.375 | |
| * Sodium, Total | 11/3/20 09:00 | 11/4/20 12:13 | | 50.75 | 180 | mg/L | 5.075 | 25.375 | |
| ***Analytical Method: EPA 200.7*** | ***Analyst: RDA*** | | | | | | | | |
| * Iron, Dissolved | 10/27/20 15:00 | 11/2/20 10:34 | | 1.015 | 1.62 | mg/L | 0.02 | 0.05 | |
| ***Analytical Method: EPA 200.8*** | ***Analyst: DLJ*** | | | | ***Preparation Method: EPA 1638*** | | | | |
| * Antimony, Total | 10/30/20 11:47 | 11/2/20 12:45 | | 1.015 | Not Detected | mg/L | 0.0008 | 0.003 | U |
| * Arsenic, Total | 10/30/20 11:47 | 11/2/20 12:45 | | 1.015 | 0.00242 | mg/L | 0.001 | 0.005 | J |
| * Barium, Total | 10/30/20 11:47 | 11/2/20 12:45 | | 1.015 | 0.0468 | mg/L | 0.002 | 0.01 | |
| * Beryllium, Total | 10/30/20 11:47 | 11/2/20 12:45 | | 1.015 | Not Detected | mg/L | 0.0006 | 0.003 | U |
| * Cadmium, Total | 10/30/20 11:47 | 11/2/20 12:45 | | 1.015 | Not Detected | mg/L | 0.0003 | 0.001 | U |
| * Chromium, Total | 10/30/20 11:47 | 11/2/20 12:45 | | 1.015 | Not Detected | mg/L | 0.002 | 0.01 | U |
| * Cobalt, Total | 10/30/20 11:47 | 11/2/20 12:45 | | 1.015 | Not Detected | mg/L | 0.002 | 0.005 | U |
| * Lead, Total | 10/30/20 11:47 | 11/2/20 12:45 | | 1.015 | Not Detected | mg/L | 0.001 | 0.005 | U |
| * Molybdenum, Total | 10/30/20 11:47 | 11/2/20 12:45 | | 1.015 | 0.00856 | mg/L | 0.002 | 0.01 | J |
| * Potassium, Total | 10/30/20 11:47 | 11/2/20 12:45 | | 1.015 | 35.2 | mg/L | 0.3 | 2.5 | |
| * Manganese, Total | 10/30/20 11:47 | 11/2/20 12:45 | | 1.015 | 0.197 | mg/L | 0.001 | 0.005 | |
| * Selenium, Total | 10/30/20 11:47 | 11/2/20 12:45 | | 1.015 | Not Detected | mg/L | 0.002 | 0.01 | U |
| * Thallium, Total | 10/30/20 11:47 | 11/2/20 12:45 | | 1.015 | Not Detected | mg/L | 0.0002 | 0.001 | U |
| ***Analytical Method: EPA 200.8*** | ***Analyst: DLJ*** | | | | | | | | |
| * Manganese, Dissolved | 11/2/20 13:48 | 11/4/20 14:22 | | 1.015 | 0.194 | mg/L | 0.001 | 0.005 | |
| ***Analytical Method: EPA 245.1*** | ***Analyst: ABB*** | | | | | | | | |
| * Mercury, Total by CVAA | 10/26/20 11:29 | 10/27/20 12:05 | | 1 | Not Detected | mg/L | 0.0003 | 0.0005 | U |
| ***Analytical Method: SM 2320 B*** | ***Analyst: JAG*** | | | | | | | | |
| Alkalinity, Total as CaCO3 | 10/28/20 10:55 | 10/28/20 11:50 | | 1 | 289 | mg/L | | 0.1 | |
| ***Analytical Method: SM 2540C*** | ***Analyst: TJW*** | | | | | | | | |
| * Solids, Dissolved | 10/26/20 13:35 | 11/3/20 11:25 | | 1 | 1840 | mg/L | | 125 | |

MDL's and RL's are adjusted for sample dilution, as applicable

**Comments:** The client submitted filtered samples for dissolved analysis, but no MB or LCS were submitted. Therefore, dissolved data is qualified. A major power failure occurred. Storage temperature exceeded six degrees Celsius for approximately five hours. Therefore, Sulfate result is qualified. LBM 11/17/20

Reported: 11/20/2020
Version: 3.1
COA_CCR

Alabama Power
General Test Laboratory
744 County Road 87, GSC #8
Calera, AL 35040

# Certificate Of Analysis

Alabama Power

**Description:** Miller Ash Pond - MW-30H

**Location Code:** WMWMILAP
**Collected:** 10/20/20 13:50
**Customer ID:**
**Submittal Date:** 10/21/20 09:47

**Laboratory ID Number:** BA19336

| Name | Prepared | Analyzed | Vio Spec | DF | Results | Units | MDL | RL | Q |
|---|---|---|---|---|---|---|---|---|---|
| ***Analytical Method: SM 4500CO2 D*** | ***Analyst: JAG*** | | | | | | | | |
| Bicarbonate Alkalinity, (calc.) | 10/28/20 10:55 | 10/28/20 11:50 | | 1 | 289 | mg/L | | | |
| Carbonate Alkalinity, (calc.) | 10/28/20 10:55 | 10/28/20 11:50 | | 1 | 0.22 | mg/L | | | |
| ***Analytical Method: SM4500Cl E*** | ***Analyst: JCC*** | | | | | | | | |
| * Chloride | 10/28/20 11:57 | 10/28/20 11:57 | | 25 | 149 | mg/L | 12.50 | 25 | |
| ***Analytical Method: SM4500F G 2017*** | ***Analyst: JCC*** | | | | | | | | |
| * Fluoride | 10/30/20 12:39 | 10/30/20 12:39 | | 1 | 0.158 | mg/L | 0.06 | 0.1 | |
| ***Analytical Method: SM4500SO4 E 2011*** | ***Analyst: JCC*** | | | | | | | | |
| * Sulfate | 11/2/20 11:58 | 11/2/20 11:58 | | 40 | 850 | mg/L | 20.00 | 40 | |
| ***Analytical Method: Field Measurements*** | ***Analyst: AWG*** | | | | | | | | |
| Conductivity | 10/20/20 13:47 | 10/20/20 13:47 | | | 2306.00 | uS/cm | | | FA |
| pH | 10/20/20 13:47 | 10/20/20 13:47 | | | 6.84 | SU | | | FA |
| Temperature | 10/20/20 13:47 | 10/20/20 13:47 | | | 19.75 | C | | | FA |
| Turbidity | 10/20/20 13:47 | 10/20/20 13:47 | | | 0.72 | NTU | | | FA |

MDL's and RL's are adjusted for sample dilution, as applicable

**Comments:** The client submitted filtered samples for dissolved analysis, but no MB or LCS were submitted. Therefore, dissolved data is qualified. A major power failure occurred. Storage temperature exceeded six degrees Celsius for approximately five hours. Therefore, Sulfate result is qualified. LBM 11/17/20

Reported: 11/20/2020
Version: 3.1
COA_CCR

Alabama Power
General Test Laboratory
744 County Road 87, GSC #8
Calera, AL 35040

# Batch QC Summary

Alabama Power

**Customer Account:** WMWMILAP
**Sample Date:** 10/20/20 13:50
**Customer ID:**
**Delivery Date:** 10/21/20 09:47

**Description:** Miller Ash Pond - MW-30H

**Laboratory ID Number:** BA19336

| Sample | Analysis | Units | MB | MB Limit | Spike | MS | MSD | Standard | Standard Limit | Rec | Rec Limit | Prec | Prec Limit |
|---|---|---|---|---|---|---|---|---|---|---|---|---|---|
| BA19337 | Cadmium, Total | mg/L | 0.0000000 | 0.0001474 | 0.10 | 0.100 | 0.0997 | 0.101 | 0.085 to 0.115 | 100 | 70 to 130 | 0.300 | 20 |
| BA19337 | Sodium, Total | mg/L | 0.000853 | 0.044 | 5.00 | 59.0 | 60.7 | 5.02 | 4.25 to 5.75 | 64.0 | 70 to 130 | 2.84 | 20 |
| BA19337 | Calcium, Total | mg/L | -0.0000135 | 0.1518 | 5.00 | 42.2 | 43.7 | 5.05 | 4.25 to 5.75 | 66.0 | 70 to 130 | 3.49 | 20 |
| BA19337 | Chromium, Total | mg/L | -0.0000783 | 0.00044 | 0.10 | 0.106 | 0.109 | 0.109 | 0.085 to 0.115 | 106 | 70 to 130 | 2.79 | 20 |
| BA19341 | Manganese, Dissolved | mg/L | -0.0000246 | 0.0001474 | 0.10 | 0.170 | 0.175 | 0.101 | 0.085 to 0.115 | 94.0 | 70 to 130 | 2.90 | 20 |
| BA19337 | Lithium, Total | mg/L | -0.000364 | 0.0154 | 0.20 | 0.270 | 0.268 | 0.192 | 0.17 to 0.23 | 103 | 70 to 130 | 0.743 | 20 |
| BA19337 | Lead, Total | mg/L | 0.0000035 | 0.0001474 | 0.10 | 0.110 | 0.107 | 0.110 | 0.085 to 0.115 | 110 | 70 to 130 | 2.76 | 20 |
| BA19341 | Mercury, Total by CVAA | mg/L | 0.0000814 | 0.0005 | 0.004 | 0.00384 | 0.00385 | 0.00387 | 0.0034 to 0.0046 | 96.0 | 70 to 130 | 0.260 | 20 |
| BA19333 | Iron, Dissolved | mg/L | 0.000685 | 0.0176 | 0.2 | 0.210 | 0.207 | 0.206 | 0.17 to 0.23 | 105 | 70 to 130 | 1.44 | 20 |
| BA19337 | Beryllium, Total | mg/L | 0.0000033 | 0.00088 | 0.10 | 0.106 | 0.107 | 0.103 | 0.085 to 0.115 | 106 | 70 to 130 | 0.939 | 20 |
| BA19337 | Iron, Total | mg/L | -0.000130 | 0.0176 | 0.2 | 0.603 | 0.596 | 0.201 | 0.17 to 0.23 | 100 | 70 to 130 | 1.17 | 20 |
| BA19337 | Arsenic, Total | mg/L | 0.0000143 | 0.0001474 | 0.10 | 0.112 | 0.110 | 0.110 | 0.085 to 0.115 | 110 | 70 to 130 | 1.80 | 20 |
| BA19337 | Boron, Total | mg/L | 0.000514 | 0.0650254 | 1.00 | 1.03 | 1.03 | 0.990 | 0.85 to 1.15 | 103 | 70 to 130 | 0.00 | 20 |
| BA19337 | Potassium, Total | mg/L | 0.0330 | 0.3674 | 10.0 | 12.7 | 12.9 | 10.5 | 8.5 to 11.5 | 104 | 70 to 130 | 1.56 | 20 |
| BA19337 | Antimony, Total | mg/L | 0.000207 | 0.001 | 0.10 | 0.104 | 0.103 | 0.0995 | 0.085 to 0.115 | 102 | 70 to 130 | 0.966 | 20 |
| BA19337 | Selenium, Total | mg/L | 0.0000824 | 0.001 | 0.10 | 0.104 | 0.103 | 0.104 | 0.085 to 0.115 | 104 | 70 to 130 | 0.966 | 20 |
| BA19337 | Barium, Total | mg/L | -0.0000009 | 0.0002 | 0.10 | 0.214 | 0.208 | 0.102 | 0.085 to 0.115 | 104 | 70 to 130 | 2.84 | 20 |
| BA19337 | Thallium, Total | mg/L | -0.000125 | 0.0001474 | 0.10 | 0.105 | 0.104 | 0.107 | 0.085 to 0.115 | 105 | 70 to 130 | 0.957 | 20 |
| BA19337 | Cobalt, Total | mg/L | -0.000122 | 0.0001474 | 0.10 | 0.105 | 0.107 | 0.108 | 0.085 to 0.115 | 105 | 70 to 130 | 1.89 | 20 |
| BA19337 | Magnesium, Total | mg/L | 0.0000281 | 0.0462 | 5.00 | 18.2 | 18.3 | 5.09 | 4.25 to 5.75 | 98.0 | 70 to 130 | 0.548 | 20 |
| BA19337 | Manganese, Total | mg/L | 0.0000123 | 0.0001474 | 0.10 | 0.120 | 0.122 | 0.103 | 0.085 to 0.115 | 101 | 70 to 130 | 1.65 | 20 |
| BA19337 | Molybdenum, Total | mg/L | 0.0000111 | 0.0001474 | 0.10 | 0.105 | 0.103 | 0.104 | 0.085 to 0.115 | 105 | 70 to 130 | 1.92 | 20 |

**Comments:** The client submitted filtered samples for dissolved analysis, but no MB or LCS were submitted. Therefore, dissolved data is qualified. A major power failure occurred. Storage temperature exceeded six degrees Celsius for approximately five hours. Therefore, Sulfate result is qualified. LBM 11/17/20

Reported: 11/20/2020
Version: 3.1
COA_CCR

Alabama Power
General Test Laboratory
744 County Road 87, GSC #8
Calera, AL 35040

Alabama Power

# Batch QC Summary

**Customer Account:** WMWMILAP
**Sample Date:** 10/20/20 13:50
**Customer ID:**
**Delivery Date:** 10/21/20 09:47

**Description:** Miller Ash Pond - MW-30H

**Laboratory ID Number:** BA19336

| Sample | Analysis | Units | MB | MB Limit | Spike | MS | Sample Duplicate | Standard | Standard Limit | Rec | Rec Limit | Prec | Prec Limit |
|---|---|---|---|---|---|---|---|---|---|---|---|---|---|
| BA19336 | Chloride | mg/L | 0.371 | 0.50 | 250 | 420 | 152 | 9.90 | 9 to 11 | 108 | 80 to 120 | 1.99 | 20 |
| BA19512 | Solids, Dissolved | mg/L | 1.00 | 25 | | | 622 | 56.0 | 40 to 60 | | | 2.30 | 5 |
| BA19336 | Fluoride | mg/L | 0.0157 | 0.05 | 2.50 | 2.64 | 0.154 | 2.61 | 2.25 to 2.75 | 99.3 | 80 to 120 | 2.56 | 20 |
| BA19340 | Sulfate | mg/L | -0.491 | 0.50 | 3200 | 4800 | 1620 | 18.5 | 18 to 22 | 99.1 | 80 to 120 | 0.615 | 20 |
| BA19510 | Alkalinity, Total as CaCO3 | mg/L | | | | | 51.6 | 52.3 | 45.0 to 55.0 | | | 3.62 | 10 |

**Comments:** The client submitted filtered samples for dissolved analysis, but no MB or LCS were submitted. Therefore, dissolved data is qualified. A major power failure occurred. Storage temperature exceeded six degrees Celsius for approximately five hours. Therefore, Sulfate result is qualified. LBM 11/17/20

Reported: 11/20/2020
Version: 3.1
COA_CCR

Alabama Power
General Test Laboratory
744 County Road 87, GSC #8
Calera, AL 35040

# Certificate Of Analysis

Alabama Power

**Description:** Miller Ash Pond - MW-37H

**Location Code:** WMWMILAP
**Collected:** 10/19/20 10:35
**Customer ID:**
**Submittal Date:** 10/21/20 09:47

**Laboratory ID Number:** BA19337

| Name | Prepared | Analyzed | Vio Spec | DF | Results | Units | MDL | RL | Q |
|---|---|---|---|---|---|---|---|---|---|
| ***Analytical Method: EPA 200.7*** | ***Analyst: RDA*** | | | | ***Preparation Method: EPA 1638*** | | | | |
| * Boron, Total | 11/3/20 09:00 | 11/4/20 09:22 | | 1.015 | Not Detected | mg/L | 0.03 | 0.1 | U |
| * Calcium, Total | 11/3/20 09:00 | 11/4/20 09:22 | | 1.015 | 38.9 | mg/L | 0.1 | 0.5 | RA |
| * Iron, Total | 11/3/20 09:00 | 11/4/20 09:22 | | 1.015 | 0.402 | mg/L | 0.02 | 0.05 | |
| * Lithium, Total | 11/3/20 09:00 | 11/4/20 09:22 | | 1.015 | 0.0635 | mg/L | 0.01 | 0.02 | |
| * Magnesium, Total | 11/3/20 09:00 | 11/4/20 09:22 | | 1.015 | 13.3 | mg/L | 0.1 | 0.5 | |
| * Sodium, Total | 11/3/20 09:00 | 11/4/20 12:16 | | 10.15 | 55.8 | mg/L | 1.015 | 5.075 | RA |
| ***Analytical Method: EPA 200.7*** | ***Analyst: RDA*** | | | | | | | | |
| * Iron, Dissolved | 10/27/20 15:00 | 11/2/20 10:37 | | 1.015 | 0.373 | mg/L | 0.02 | 0.05 | |
| ***Analytical Method: EPA 200.8*** | ***Analyst: DLJ*** | | | | ***Preparation Method: EPA 1638*** | | | | |
| * Antimony, Total | 10/30/20 11:47 | 11/2/20 12:47 | | 1.015 | 0.00150 | mg/L | 0.0008 | 0.003 | J |
| * Arsenic, Total | 10/30/20 11:47 | 11/2/20 12:47 | | 1.015 | 0.00192 | mg/L | 0.001 | 0.005 | J |
| * Barium, Total | 10/30/20 11:47 | 11/2/20 12:47 | | 1.015 | 0.110 | mg/L | 0.002 | 0.01 | |
| * Beryllium, Total | 10/30/20 11:47 | 11/2/20 12:47 | | 1.015 | Not Detected | mg/L | 0.0006 | 0.003 | U |
| * Cadmium, Total | 10/30/20 11:47 | 11/2/20 12:47 | | 1.015 | Not Detected | mg/L | 0.0003 | 0.001 | U |
| * Chromium, Total | 10/30/20 11:47 | 11/2/20 12:47 | | 1.015 | Not Detected | mg/L | 0.002 | 0.01 | U |
| * Cobalt, Total | 10/30/20 11:47 | 11/2/20 12:47 | | 1.015 | Not Detected | mg/L | 0.002 | 0.005 | U |
| * Lead, Total | 10/30/20 11:47 | 11/2/20 12:47 | | 1.015 | Not Detected | mg/L | 0.001 | 0.005 | U |
| * Molybdenum, Total | 10/30/20 11:47 | 11/2/20 12:47 | | 1.015 | Not Detected | mg/L | 0.002 | 0.01 | U |
| * Potassium, Total | 10/30/20 11:47 | 11/2/20 12:47 | | 1.015 | 2.31 | mg/L | 0.3 | 2.5 | J |
| * Manganese, Total | 10/30/20 11:47 | 11/2/20 12:47 | | 1.015 | 0.0191 | mg/L | 0.001 | 0.005 | |
| * Selenium, Total | 10/30/20 11:47 | 11/2/20 12:47 | | 1.015 | Not Detected | mg/L | 0.002 | 0.01 | U |
| * Thallium, Total | 10/30/20 11:47 | 11/2/20 12:47 | | 1.015 | Not Detected | mg/L | 0.0002 | 0.001 | U |
| ***Analytical Method: EPA 200.8*** | ***Analyst: DLJ*** | | | | | | | | |
| * Manganese, Dissolved | 11/2/20 13:48 | 11/4/20 14:24 | | 1.015 | 0.0179 | mg/L | 0.001 | 0.005 | |
| ***Analytical Method: EPA 245.1*** | ***Analyst: ABB*** | | | | | | | | |
| * Mercury, Total by CVAA | 10/26/20 11:29 | 10/27/20 12:08 | | 1 | Not Detected | mg/L | 0.0003 | 0.0005 | U |
| ***Analytical Method: SM 2320 B*** | ***Analyst: JAG*** | | | | | | | | |
| Alkalinity, Total as CaCO3 | 10/28/20 10:55 | 10/28/20 11:50 | | 1 | 241 | mg/L | | 0.1 | |
| ***Analytical Method: SM 2540C*** | ***Analyst: TJW*** | | | | | | | | |
| * Solids, Dissolved | 10/22/20 16:10 | 10/26/20 14:50 | | 1 | 295 | mg/L | | 25 | |

MDL's and RL's are adjusted for sample dilution, as applicable

**Comments:** The client submitted filtered samples for dissolved analysis, but no MB or LCS were submitted. Therefore, dissolved data is qualified. A major power failure occurred. Storage temperature exceeded six degrees Celsius for approximately five hours. Therefore, Sulfate result is qualified. LBM 11/17/20

Reported: 11/20/2020
Version: 3.1
COA_CCR

Alabama Power
General Test Laboratory
744 County Road 87, GSC #8
Calera, AL 35040

# Certificate Of Analysis

Alabama Power

**Description:** Miller Ash Pond - MW-37H

**Location Code:** WMWMILAP
**Collected:** 10/19/20 10:35
**Customer ID:**
**Submittal Date:** 10/21/20 09:47

**Laboratory ID Number:** BA19337

| Name | Prepared | Analyzed | Vio Spec | DF | Results | Units | MDL | RL | Q |
|---|---|---|---|---|---|---|---|---|---|
| ***Analytical Method: SM 4500CO2 D*** | ***Analyst: JAG*** | | | | | | | | |
| Bicarbonate Alkalinity, (calc.) | 10/28/20 10:55 | 10/28/20 11:50 | | 1 | 240 | mg/L | | | |
| Carbonate Alkalinity, (calc.) | 10/28/20 10:55 | 10/28/20 11:50 | | 1 | 0.80 | mg/L | | | |
| ***Analytical Method: SM4500Cl E*** | ***Analyst: JCC*** | | | | | | | | |
| * Chloride | 10/28/20 12:17 | 10/28/20 12:17 | | 1 | 10.3 | mg/L | 0.50 | 1 | |
| ***Analytical Method: SM4500F G 2017*** | ***Analyst: JCC*** | | | | | | | | |
| * Fluoride | 10/30/20 12:51 | 10/30/20 12:51 | | 1 | 0.178 | mg/L | 0.06 | 0.1 | |
| ***Analytical Method: SM4500SO4 E 2011*** | ***Analyst: JCC*** | | | | | | | | |
| * Sulfate | 11/2/20 11:42 | 11/2/20 11:42 | | 1 | 32.4 | mg/L | 0.50 | 1 | |
| ***Analytical Method: Field Measurements*** | ***Analyst: DKG*** | | | | | | | | |
| Conductivity | 10/19/20 10:31 | 10/19/20 10:31 | | | 483.80 | uS/cm | | | FA |
| pH | 10/19/20 10:31 | 10/19/20 10:31 | | | 7.32 | SU | | | FA |
| Temperature | 10/19/20 10:31 | 10/19/20 10:31 | | | 17.93 | C | | | FA |
| Turbidity | 10/19/20 10:31 | 10/19/20 10:31 | | | 0.7 | NTU | | | FA |

MDL's and RL's are adjusted for sample dilution, as applicable

**Comments:** The client submitted filtered samples for dissolved analysis, but no MB or LCS were submitted. Therefore, dissolved data is qualified. A major power failure occurred. Storage temperature exceeded six degrees Celsius for approximately five hours. Therefore, Sulfate result is qualified. LBM 11/17/20

Reported: 11/20/2020
Version: 3.1
COA_CCR

Alabama Power
General Test Laboratory
744 County Road 87, GSC #8
Calera, AL 35040

# Batch QC Summary

Alabama Power

**Customer Account:** WMWMILAP
**Sample Date:** 10/19/20 10:35
**Customer ID:**
**Delivery Date:** 10/21/20 09:47

**Description:** Miller Ash Pond - MW-37H

**Laboratory ID Number:** BA19337

| Sample | Analysis | Units | MB | MB Limit | Spike | MS | MSD | Standard | Standard Limit | Rec | Rec Limit | Prec | Prec Limit |
|---|---|---|---|---|---|---|---|---|---|---|---|---|---|
| BA19337 | Barium, Total | mg/L | -0.0000009 | 0.0002 | 0.10 | 0.214 | 0.208 | 0.102 | 0.085 to 0.115 | 104 | 70 to 130 | 2.84 | 20 |
| BA19337 | Thallium, Total | mg/L | -0.000125 | 0.0001474 | 0.10 | 0.105 | 0.104 | 0.107 | 0.085 to 0.115 | 105 | 70 to 130 | 0.957 | 20 |
| BA19337 | Cadmium, Total | mg/L | 0.0000000 | 0.0001474 | 0.10 | 0.100 | 0.0997 | 0.101 | 0.085 to 0.115 | 100 | 70 to 130 | 0.300 | 20 |
| BA19337 | Sodium, Total | mg/L | 0.000853 | 0.044 | 5.00 | 59.0 | 60.7 | 5.02 | 4.25 to 5.75 | 64.0 | 70 to 130 | 2.84 | 20 |
| BA19337 | Cobalt, Total | mg/L | -0.000122 | 0.0001474 | 0.10 | 0.105 | 0.107 | 0.108 | 0.085 to 0.115 | 105 | 70 to 130 | 1.89 | 20 |
| BA19337 | Magnesium, Total | mg/L | 0.0000281 | 0.0462 | 5.00 | 18.2 | 18.3 | 5.09 | 4.25 to 5.75 | 98.0 | 70 to 130 | 0.548 | 20 |
| BA19337 | Manganese, Total | mg/L | 0.0000123 | 0.0001474 | 0.10 | 0.120 | 0.122 | 0.103 | 0.085 to 0.115 | 101 | 70 to 130 | 1.65 | 20 |
| BA19337 | Molybdenum, Total | mg/L | 0.0000111 | 0.0001474 | 0.10 | 0.105 | 0.103 | 0.104 | 0.085 to 0.115 | 105 | 70 to 130 | 1.92 | 20 |
| BA19337 | Arsenic, Total | mg/L | 0.0000143 | 0.0001474 | 0.10 | 0.112 | 0.110 | 0.110 | 0.085 to 0.115 | 110 | 70 to 130 | 1.80 | 20 |
| BA19337 | Boron, Total | mg/L | 0.000514 | 0.0650254 | 1.00 | 1.03 | 1.03 | 0.990 | 0.85 to 1.15 | 103 | 70 to 130 | 0.00 | 20 |
| BA19337 | Potassium, Total | mg/L | 0.0330 | 0.3674 | 10.0 | 12.7 | 12.9 | 10.5 | 8.5 to 11.5 | 104 | 70 to 130 | 1.56 | 20 |
| BA19337 | Antimony, Total | mg/L | 0.000207 | 0.001 | 0.10 | 0.104 | 0.103 | 0.0995 | 0.085 to 0.115 | 102 | 70 to 130 | 0.966 | 20 |
| BA19337 | Selenium, Total | mg/L | 0.0000824 | 0.001 | 0.10 | 0.104 | 0.103 | 0.104 | 0.085 to 0.115 | 104 | 70 to 130 | 0.966 | 20 |
| BA19333 | Iron, Dissolved | mg/L | 0.000685 | 0.0176 | 0.2 | 0.210 | 0.207 | 0.206 | 0.17 to 0.23 | 105 | 70 to 130 | 1.44 | 20 |
| BA19337 | Beryllium, Total | mg/L | 0.0000033 | 0.00088 | 0.10 | 0.106 | 0.107 | 0.103 | 0.085 to 0.115 | 106 | 70 to 130 | 0.939 | 20 |
| BA19337 | Iron, Total | mg/L | -0.000130 | 0.0176 | 0.2 | 0.603 | 0.596 | 0.201 | 0.17 to 0.23 | 100 | 70 to 130 | 1.17 | 20 |
| BA19337 | Lithium, Total | mg/L | -0.000364 | 0.0154 | 0.20 | 0.270 | 0.268 | 0.192 | 0.17 to 0.23 | 103 | 70 to 130 | 0.743 | 20 |
| BA19337 | Lead, Total | mg/L | 0.0000035 | 0.0001474 | 0.10 | 0.110 | 0.107 | 0.110 | 0.085 to 0.115 | 110 | 70 to 130 | 2.76 | 20 |
| BA19341 | Mercury, Total by CVAA | mg/L | 0.0000814 | 0.0005 | 0.004 | 0.00384 | 0.00385 | 0.00387 | 0.0034 to 0.0046 | 96.0 | 70 to 130 | 0.260 | 20 |
| BA19337 | Calcium, Total | mg/L | -0.0000135 | 0.1518 | 5.00 | 42.2 | 43.7 | 5.05 | 4.25 to 5.75 | 66.0 | 70 to 130 | 3.49 | 20 |
| BA19337 | Chromium, Total | mg/L | -0.0000783 | 0.00044 | 0.10 | 0.106 | 0.109 | 0.109 | 0.085 to 0.115 | 106 | 70 to 130 | 2.79 | 20 |
| BA19341 | Manganese, Dissolved | mg/L | -0.0000246 | 0.0001474 | 0.10 | 0.170 | 0.175 | 0.101 | 0.085 to 0.115 | 94.0 | 70 to 130 | 2.90 | 20 |

**Comments:** The client submitted filtered samples for dissolved analysis, but no MB or LCS were submitted. Therefore, dissolved data is qualified. A major power failure occurred. Storage temperature exceeded six degrees Celsius for approximately five hours. Therefore, Sulfate result is qualified. LBM 11/17/20

Reported: 11/20/2020
Version: 3.1
COA_CCR

Alabama Power
General Test Laboratory
744 County Road 87, GSC #8
Calera, AL 35040

Alabama Power

# Batch QC Summary

**Customer Account:** WMWMILAP
**Sample Date:** 10/19/20 10:35
**Customer ID:**
**Delivery Date:** 10/21/20 09:47

**Description:** Miller Ash Pond - MW-37H

**Laboratory ID Number:** BA19337

| Sample | Analysis | Units | MB | MB Limit | Spike | MS | Sample Duplicate | Standard | Standard Limit | Rec | Rec Limit | Prec | Prec Limit |
|---|---|---|---|---|---|---|---|---|---|---|---|---|---|
| BA19341 | Solids, Dissolved | mg/L | 1.00 | 25 | | | 482 | 55.0 | 40 to 60 | | | 2.55 | 5 |
| BA19504 | Fluoride | mg/L | 0.0101 | 0.05 | 2.50 | 2.56 | 0.0444 | 2.58 | 2.25 to 2.75 | 102 | 80 to 120 | 0.00 | 20 |
| BA19504 | Chloride | mg/L | 0.015 | 0.50 | 50.0 | 88.0 | 35.8 | 9.82 | 9 to 11 | 105 | 80 to 120 | 1.12 | 20 |
| BA19340 | Sulfate | mg/L | -0.491 | 0.50 | 3200 | 4800 | 1620 | 18.5 | 18 to 22 | 99.1 | 80 to 120 | 0.615 | 20 |
| BA19510 | Alkalinity, Total as CaCO3 | mg/L | | | | | 51.6 | 52.3 | 45.0 to 55.0 | | | 3.62 | 10 |

**Comments:** The client submitted filtered samples for dissolved analysis, but no MB or LCS were submitted. Therefore, dissolved data is qualified. A major power failure occurred. Storage temperature exceeded six degrees Celsius for approximately five hours. Therefore, Sulfate result is qualified. LBM 11/17/20

Reported: 11/20/2020
Version: 3.1
COA_CCR

Alabama Power
General Test Laboratory
744 County Road 87, GSC #8
Calera, AL 35040

# Certificate Of Analysis

Alabama Power

**Description:** Miller Ash Pond - MW-37H DUP

**Location Code:** WMWMILAP
**Collected:** 10/19/20 10:35
**Customer ID:**
**Submittal Date:** 10/21/20 09:47

**Laboratory ID Number:** BA19338

| Name | Prepared | Analyzed | Vio Spec | DF | Results | Units | MDL | RL | Q |
|---|---|---|---|---|---|---|---|---|---|
| ***Analytical Method: EPA 200.7*** | ***Analyst: RDA*** | | | | ***Preparation Method: EPA 1638*** | | | | |
| * Boron, Total | 11/3/20 09:00 | 11/4/20 09:39 | | 1.015 | Not Detected | mg/L | 0.03 | 0.1 | U |
| * Calcium, Total | 11/3/20 09:00 | 11/4/20 09:39 | | 1.015 | 38.7 | mg/L | 0.1 | 0.5 | |
| * Iron, Total | 11/3/20 09:00 | 11/4/20 09:39 | | 1.015 | 0.396 | mg/L | 0.02 | 0.05 | |
| * Lithium, Total | 11/3/20 09:00 | 11/4/20 09:39 | | 1.015 | 0.0625 | mg/L | 0.01 | 0.02 | |
| * Magnesium, Total | 11/3/20 09:00 | 11/4/20 09:39 | | 1.015 | 13.2 | mg/L | 0.1 | 0.5 | |
| * Sodium, Total | 11/3/20 09:00 | 11/4/20 12:35 | | 10.15 | 56.7 | mg/L | 1.015 | 5.075 | |
| ***Analytical Method: EPA 200.7*** | ***Analyst: RDA*** | | | | | | | | |
| * Iron, Dissolved | 10/27/20 15:00 | 11/2/20 10:40 | | 1.015 | 0.371 | mg/L | 0.02 | 0.05 | |
| ***Analytical Method: EPA 200.8*** | ***Analyst: DLJ*** | | | | ***Preparation Method: EPA 1638*** | | | | |
| * Antimony, Total | 10/30/20 11:47 | 11/2/20 13:03 | | 1.015 | 0.00149 | mg/L | 0.0008 | 0.003 | J |
| * Arsenic, Total | 10/30/20 11:47 | 11/2/20 13:03 | | 1.015 | 0.00188 | mg/L | 0.001 | 0.005 | J |
| * Barium, Total | 10/30/20 11:47 | 11/2/20 13:03 | | 1.015 | 0.105 | mg/L | 0.002 | 0.01 | |
| * Beryllium, Total | 10/30/20 11:47 | 11/2/20 13:03 | | 1.015 | Not Detected | mg/L | 0.0006 | 0.003 | U |
| * Cadmium, Total | 10/30/20 11:47 | 11/2/20 13:03 | | 1.015 | Not Detected | mg/L | 0.0003 | 0.001 | U |
| * Chromium, Total | 10/30/20 11:47 | 11/2/20 13:03 | | 1.015 | Not Detected | mg/L | 0.002 | 0.01 | U |
| * Cobalt, Total | 10/30/20 11:47 | 11/2/20 13:03 | | 1.015 | Not Detected | mg/L | 0.002 | 0.005 | U |
| * Lead, Total | 10/30/20 11:47 | 11/2/20 13:03 | | 1.015 | Not Detected | mg/L | 0.001 | 0.005 | U |
| * Molybdenum, Total | 10/30/20 11:47 | 11/2/20 13:03 | | 1.015 | Not Detected | mg/L | 0.002 | 0.01 | U |
| * Potassium, Total | 10/30/20 11:47 | 11/2/20 13:03 | | 1.015 | 2.27 | mg/L | 0.3 | 2.5 | J |
| * Manganese, Total | 10/30/20 11:47 | 11/2/20 13:03 | | 1.015 | 0.0197 | mg/L | 0.001 | 0.005 | |
| * Selenium, Total | 10/30/20 11:47 | 11/2/20 13:03 | | 1.015 | Not Detected | mg/L | 0.002 | 0.01 | U |
| * Thallium, Total | 10/30/20 11:47 | 11/2/20 13:03 | | 1.015 | Not Detected | mg/L | 0.0002 | 0.001 | U |
| ***Analytical Method: EPA 200.8*** | ***Analyst: DLJ*** | | | | | | | | |
| * Manganese, Dissolved | 11/2/20 13:48 | 11/4/20 14:27 | | 1.015 | 0.0179 | mg/L | 0.001 | 0.005 | |
| ***Analytical Method: EPA 245.1*** | ***Analyst: ABB*** | | | | | | | | |
| * Mercury, Total by CVAA | 10/26/20 11:29 | 10/27/20 12:10 | | 1 | Not Detected | mg/L | 0.0003 | 0.0005 | U |
| ***Analytical Method: SM 2320 B*** | ***Analyst: JAG*** | | | | | | | | |
| Alkalinity, Total as CaCO3 | 10/28/20 10:55 | 10/28/20 11:50 | | 1 | 246 | mg/L | | 0.1 | |
| ***Analytical Method: SM 2540C*** | ***Analyst: TJW*** | | | | | | | | |
| * Solids, Dissolved | 10/22/20 16:10 | 10/26/20 14:50 | | 1 | 297 | mg/L | | 25 | |

MDL's and RL's are adjusted for sample dilution, as applicable

**Comments:** The client submitted filtered samples for dissolved analysis, but no MB or LCS were submitted. Therefore, dissolved data is qualified. A major power failure occurred. Storage temperature exceeded six degrees Celsius for approximately five hours. Therefore, Sulfate result is qualified. LBM 11/17/20

Reported: 11/20/2020
Version: 3.1
COA_CCR

Alabama Power
General Test Laboratory
744 County Road 87, GSC #8
Calera, AL 35040

# Certificate Of Analysis

Alabama Power

**Description:** Miller Ash Pond - MW-37H DUP

**Location Code:** WMWMILAP
**Collected:** 10/19/20 10:35
**Customer ID:**
**Submittal Date:** 10/21/20 09:47

**Laboratory ID Number:** BA19338

| Name | Prepared | Analyzed | Vio Spec | DF | Results | Units | MDL | RL | Q |
|---|---|---|---|---|---|---|---|---|---|
| ***Analytical Method: SM 4500CO2 D*** | ***Analyst: JAG*** | | | | | | | | |
| Bicarbonate Alkalinity, (calc.) | 10/28/20 10:55 | 10/28/20 11:50 | | 1 | 245 | mg/L | | | |
| Carbonate Alkalinity, (calc.) | 10/28/20 10:55 | 10/28/20 11:50 | | 1 | 0.84 | mg/L | | | |
| ***Analytical Method: SM4500Cl E*** | ***Analyst: JCC*** | | | | | | | | |
| * Chloride | 10/28/20 12:18 | 10/28/20 12:18 | | 1 | 10.3 | mg/L | 0.50 | 1 | |
| ***Analytical Method: SM4500F G 2017*** | ***Analyst: JCC*** | | | | | | | | |
| * Fluoride | 10/30/20 12:52 | 10/30/20 12:52 | | 1 | 0.170 | mg/L | 0.06 | 0.1 | |
| ***Analytical Method: SM4500SO4 E 2011*** | ***Analyst: JCC*** | | | | | | | | |
| * Sulfate | 11/2/20 11:44 | 11/2/20 11:44 | | 1 | 32.3 | mg/L | 0.50 | 1 | |
| ***Analytical Method: Field Measurements*** | ***Analyst: DKG*** | | | | | | | | |
| Conductivity | 10/19/20 10:31 | 10/19/20 10:31 | | | 483.80 | uS/cm | | | FA |
| pH | 10/19/20 10:31 | 10/19/20 10:31 | | | 7.32 | SU | | | FA |
| Temperature | 10/19/20 10:31 | 10/19/20 10:31 | | | 17.93 | C | | | FA |
| Turbidity | 10/19/20 10:31 | 10/19/20 10:31 | | | 0.7 | NTU | | | FA |

MDL's and RL's are adjusted for sample dilution, as applicable

**Comments:** The client submitted filtered samples for dissolved analysis, but no MB or LCS were submitted. Therefore, dissolved data is qualified. A major power failure occurred. Storage temperature exceeded six degrees Celsius for approximately five hours. Therefore, Sulfate result is qualified. LBM 11/17/20

Reported: 11/20/2020
Version: 3.1
COA_CCR

Alabama Power
General Test Laboratory
744 County Road 87, GSC #8
Calera, AL 35040

# Batch QC Summary

Alabama Power

**Customer Account:** WMWMILAP
**Sample Date:** 10/19/20 10:35
**Customer ID:**
**Delivery Date:** 10/21/20 09:47

**Description:** Miller Ash Pond - MW-37H DUP

**Laboratory ID Number:** BA19338

| Sample | Analysis | Units | MB | MB Limit | Spike | MS | MSD | Standard | Standard Limit | Rec | Rec Limit | Prec | Prec Limit |
|---|---|---|---|---|---|---|---|---|---|---|---|---|---|
| BA19505 | Sodium, Total | mg/L | 0.000853 | 0.044 | 5.00 | 44.0 | 45.8 | 5.02 | 4.25 to 5.75 | 60.0 | 70 to 130 | 4.01 | 20 |
| BA19505 | Cobalt, Total | mg/L | -0.000122 | 0.0001474 | 0.10 | 0.108 | 0.107 | 0.108 | 0.085 to 0.115 | 108 | 70 to 130 | 0.930 | 20 |
| BA19505 | Arsenic, Total | mg/L | 0.0000143 | 0.0001474 | 0.10 | 0.113 | 0.110 | 0.110 | 0.085 to 0.115 | 113 | 70 to 130 | 2.69 | 20 |
| BA19505 | Boron, Total | mg/L | 0.000514 | 0.0650254 | 1.00 | 1.62 | 1.63 | 0.990 | 0.85 to 1.15 | 101 | 70 to 130 | 0.615 | 20 |
| BA19505 | Chromium, Total | mg/L | -0.0000783 | 0.00044 | 0.10 | 0.108 | 0.108 | 0.109 | 0.085 to 0.115 | 108 | 70 to 130 | 0.00 | 20 |
| BA19505 | Molybdenum, Total | mg/L | 0.0000111 | 0.0001474 | 0.10 | 0.107 | 0.107 | 0.104 | 0.085 to 0.115 | 107 | 70 to 130 | 0.00 | 20 |
| BA19505 | Lithium, Total | mg/L | -0.000364 | 0.0154 | 0.20 | 0.296 | 0.301 | 0.192 | 0.17 to 0.23 | 108 | 70 to 130 | 1.68 | 20 |
| BA19505 | Manganese, Total | mg/L | 0.0000123 | 0.0001474 | 0.10 | 0.777 | 0.778 | 0.103 | 0.085 to 0.115 | 81.0 | 70 to 130 | 0.129 | 20 |
| BA19505 | Antimony, Total | mg/L | 0.000207 | 0.001 | 0.10 | 0.107 | 0.103 | 0.0995 | 0.085 to 0.115 | 107 | 70 to 130 | 3.81 | 20 |
| BA19505 | Calcium, Total | mg/L | -0.0000135 | 0.1518 | 5.00 | 142 | 148 | 5.05 | 4.25 to 5.75 | -40.0 | 70 to 130 | 4.14 | 20 |
| BA19505 | Iron, Total | mg/L | -0.000130 | 0.0176 | 0.2 | 9.67 | 10.1 | 0.201 | 0.17 to 0.23 | -145 | 70 to 130 | 4.35 | 20 |
| BA19505 | Thallium, Total | mg/L | -0.000125 | 0.0001474 | 0.10 | 0.107 | 0.108 | 0.107 | 0.085 to 0.115 | 107 | 70 to 130 | 0.930 | 20 |
| BA19333 | Iron, Dissolved | mg/L | 0.000685 | 0.0176 | 0.2 | 0.210 | 0.207 | 0.206 | 0.17 to 0.23 | 105 | 70 to 130 | 1.44 | 20 |
| BA19505 | Lead, Total | mg/L | 0.0000035 | 0.0001474 | 0.10 | 0.110 | 0.112 | 0.110 | 0.085 to 0.115 | 110 | 70 to 130 | 1.80 | 20 |
| BA19341 | Manganese, Dissolved | mg/L | -0.0000246 | 0.0001474 | 0.10 | 0.170 | 0.175 | 0.101 | 0.085 to 0.115 | 94.0 | 70 to 130 | 2.90 | 20 |
| BA19505 | Barium, Total | mg/L | -0.0000009 | 0.0002 | 0.10 | 0.135 | 0.129 | 0.102 | 0.085 to 0.115 | 105 | 70 to 130 | 4.55 | 20 |
| BA19505 | Beryllium, Total | mg/L | 0.0000033 | 0.00088 | 0.10 | 0.109 | 0.106 | 0.103 | 0.085 to 0.115 | 109 | 70 to 130 | 2.79 | 20 |
| BA19505 | Potassium, Total | mg/L | 0.0330 | 0.3674 | 10.0 | 12.3 | 12.4 | 10.5 | 8.5 to 11.5 | 107 | 70 to 130 | 0.810 | 20 |
| BA19341 | Mercury, Total by CVAA | mg/L | 0.0000814 | 0.0005 | 0.004 | 0.00384 | 0.00385 | 0.00387 | 0.0034 to 0.0046 | 96.0 | 70 to 130 | 0.260 | 20 |
| BA19505 | Cadmium, Total | mg/L | 0.0000000 | 0.0001474 | 0.10 | 0.100 | 0.101 | 0.101 | 0.085 to 0.115 | 100 | 70 to 130 | 0.995 | 20 |
| BA19505 | Magnesium, Total | mg/L | 0.0000281 | 0.0462 | 5.00 | 47.4 | 49.5 | 5.09 | 4.25 to 5.75 | 56.0 | 70 to 130 | 4.33 | 20 |
| BA19505 | Selenium, Total | mg/L | 0.0000824 | 0.001 | 0.10 | 0.106 | 0.105 | 0.104 | 0.085 to 0.115 | 106 | 70 to 130 | 0.948 | 20 |

**Comments:** The client submitted filtered samples for dissolved analysis, but no MB or LCS were submitted. Therefore, dissolved data is qualified. A major power failure occurred. Storage temperature exceeded six degrees Celsius for approximately five hours. Therefore, Sulfate result is qualified. LBM 11/17/20

Reported: 11/20/2020
Version: 3.1
COA_CCR

Alabama Power
General Test Laboratory
744 County Road 87, GSC #8
Calera, AL 35040

Alabama Power

# Batch QC Summary

**Customer Account:** WMWMILAP
**Sample Date:** 10/19/20 10:35
**Customer ID:**
**Delivery Date:** 10/21/20 09:47

**Description:** Miller Ash Pond - MW-37H DUP

**Laboratory ID Number:** BA19338

| Sample | Analysis | Units | MB | MB Limit | Spike | MS | Sample Duplicate | Standard | Standard Limit | Rec | Rec Limit | Prec | Prec Limit |
|---|---|---|---|---|---|---|---|---|---|---|---|---|---|
| BA19341 | Solids, Dissolved | mg/L | 1.00 | 25 | | | 482 | 55.0 | 40 to 60 | | | 2.55 | 5 |
| BA19504 | Fluoride | mg/L | 0.0101 | 0.05 | 2.50 | 2.56 | 0.0444 | 2.58 | 2.25 to 2.75 | 102 | 80 to 120 | 0.00 | 20 |
| BA19504 | Chloride | mg/L | 0.015 | 0.50 | 50.0 | 88.0 | 35.8 | 9.82 | 9 to 11 | 105 | 80 to 120 | 1.12 | 20 |
| BA19340 | Sulfate | mg/L | -0.491 | 0.50 | 3200 | 4800 | 1620 | 18.5 | 18 to 22 | 99.1 | 80 to 120 | 0.615 | 20 |
| BA19510 | Alkalinity, Total as CaCO3 | mg/L | | | | | 51.6 | 52.3 | 45.0 to 55.0 | | | 3.62 | 10 |

**Comments:** The client submitted filtered samples for dissolved analysis, but no MB or LCS were submitted. Therefore, dissolved data is qualified. A major power failure occurred. Storage temperature exceeded six degrees Celsius for approximately five hours. Therefore, Sulfate result is qualified. LBM 11/17/20

Reported: 11/20/2020
Version: 3.1
COA_CCR

Alabama Power
General Test Laboratory
744 County Road 87, GSC #8
Calera, AL 35040

# Certificate Of Analysis

Alabama Power

**Description:** Miller Ash Pond - MW-10

**Location Code:** WMWMILAP
**Collected:** 10/19/20 12:19
**Customer ID:**
**Submittal Date:** 10/21/20 09:47

**Laboratory ID Number:** BA19339

| Name | Prepared | Analyzed | Vio Spec | DF | Results | Units | MDL | RL | Q |
|---|---|---|---|---|---|---|---|---|---|
| ***Analytical Method: EPA 200.7*** | ***Analyst: RDA*** | | | | ***Preparation Method: EPA 1638*** | | | | |
| * Boron, Total | 11/3/20 09:00 | 11/4/20 09:42 | | 1.015 | 4.44 | mg/L | 0.03 | 0.1 | |
| * Calcium, Total | 11/3/20 09:00 | 11/4/20 12:38 | | 50.75 | 149 | mg/L | 5.075 | 25.375 | |
| * Iron, Total | 11/3/20 09:00 | 11/4/20 09:42 | | 1.015 | 2.95 | mg/L | 0.02 | 0.05 | |
| * Lithium, Total | 11/3/20 09:00 | 11/4/20 09:42 | | 1.015 | 0.166 | mg/L | 0.01 | 0.02 | |
| * Magnesium, Total | 11/3/20 09:00 | 11/4/20 12:38 | | 50.75 | 65.5 | mg/L | 5.075 | 25.375 | |
| * Sodium, Total | 11/3/20 09:00 | 11/4/20 12:38 | | 50.75 | 203 | mg/L | 5.075 | 25.375 | |
| ***Analytical Method: EPA 200.7*** | ***Analyst: RDA*** | | | | | | | | |
| * Iron, Dissolved | 10/27/20 15:00 | 11/2/20 10:43 | | 1.015 | 2.97 | mg/L | 0.02 | 0.05 | |
| ***Analytical Method: EPA 200.8*** | ***Analyst: DLJ*** | | | | ***Preparation Method: EPA 1638*** | | | | |
| * Antimony, Total | 10/30/20 11:47 | 11/2/20 13:06 | | 1.015 | Not Detected | mg/L | 0.0008 | 0.003 | U |
| * Arsenic, Total | 10/30/20 11:47 | 11/2/20 13:06 | | 1.015 | 0.00186 | mg/L | 0.001 | 0.005 | J |
| * Barium, Total | 10/30/20 11:47 | 11/2/20 13:06 | | 1.015 | 0.0168 | mg/L | 0.002 | 0.01 | |
| * Beryllium, Total | 10/30/20 11:47 | 11/2/20 13:06 | | 1.015 | Not Detected | mg/L | 0.0006 | 0.003 | U |
| * Cadmium, Total | 10/30/20 11:47 | 11/2/20 13:06 | | 1.015 | Not Detected | mg/L | 0.0003 | 0.001 | U |
| * Chromium, Total | 10/30/20 11:47 | 11/2/20 13:06 | | 1.015 | Not Detected | mg/L | 0.002 | 0.01 | U |
| * Cobalt, Total | 10/30/20 11:47 | 11/2/20 13:06 | | 1.015 | Not Detected | mg/L | 0.002 | 0.005 | U |
| * Lead, Total | 10/30/20 11:47 | 11/2/20 13:06 | | 1.015 | Not Detected | mg/L | 0.001 | 0.005 | U |
| * Molybdenum, Total | 10/30/20 11:47 | 11/2/20 13:06 | | 1.015 | 0.305 | mg/L | 0.002 | 0.01 | |
| * Potassium, Total | 10/30/20 11:47 | 11/2/20 13:06 | | 1.015 | 5.23 | mg/L | 0.3 | 2.5 | |
| * Manganese, Total | 10/30/20 11:47 | 11/2/20 13:06 | | 1.015 | 0.758 | mg/L | 0.001 | 0.005 | |
| * Selenium, Total | 10/30/20 11:47 | 11/2/20 13:06 | | 1.015 | Not Detected | mg/L | 0.002 | 0.01 | U |
| * Thallium, Total | 10/30/20 11:47 | 11/2/20 13:06 | | 1.015 | Not Detected | mg/L | 0.0002 | 0.001 | U |
| ***Analytical Method: EPA 200.8*** | ***Analyst: DLJ*** | | | | | | | | |
| * Manganese, Dissolved | 11/2/20 13:48 | 11/4/20 14:30 | | 1.015 | 0.732 | mg/L | 0.001 | 0.005 | |
| ***Analytical Method: EPA 245.1*** | ***Analyst: ABB*** | | | | | | | | |
| * Mercury, Total by CVAA | 10/26/20 11:29 | 10/27/20 12:13 | | 1 | Not Detected | mg/L | 0.0003 | 0.0005 | U |
| ***Analytical Method: SM 2320 B*** | ***Analyst: JAG*** | | | | | | | | |
| Alkalinity, Total as CaCO3 | 10/28/20 10:55 | 10/28/20 11:50 | | 1 | 215 | mg/L | | 0.1 | |
| ***Analytical Method: SM 2540C*** | ***Analyst: TJW*** | | | | | | | | |
| * Solids, Dissolved | 10/22/20 16:10 | 10/26/20 14:50 | | 1 | 1430 | mg/L | | 100 | |

MDL's and RL's are adjusted for sample dilution, as applicable

**Comments:** The client submitted filtered samples for dissolved analysis, but no MB or LCS were submitted. Therefore, dissolved data is qualified. A major power failure occurred. Storage temperature exceeded six degrees Celsius for approximately five hours. Therefore, Sulfate result is qualified. LBM 11/17/20

Reported: 11/20/2020
Version: 3.1
COA_CCR

Alabama Power
General Test Laboratory
744 County Road 87, GSC #8
Calera, AL 35040

# *Certificate Of Analysis*

Alabama Power

**Description:** Miller Ash Pond - MW-10

**Location Code:** WMWMILAP
**Collected:** 10/19/20 12:19
**Customer ID:**
**Submittal Date:** 10/21/20 09:47

**Laboratory ID Number:** BA19339

| Name | Prepared | Analyzed | Vio Spec | DF | Results | Units | MDL | RL | Q |
|---|---|---|---|---|---|---|---|---|---|
| ***Analytical Method: SM 4500CO2 D*** | ***Analyst: JAG*** | | | | | | | | |
| Bicarbonate Alkalinity, (calc.) | 10/28/20 10:55 | 10/28/20 11:50 | | 1 | 215 | mg/L | | | |
| Carbonate Alkalinity, (calc.) | 10/28/20 10:55 | 10/28/20 11:50 | | 1 | 0.36 | mg/L | | | |
| ***Analytical Method: SM4500Cl E*** | ***Analyst: JCC*** | | | | | | | | |
| * Chloride | 10/28/20 12:19 | 10/28/20 12:19 | | 1 | 6.03 | mg/L | 0.50 | 1 | |
| ***Analytical Method: SM4500F G 2017*** | ***Analyst: JCC*** | | | | | | | | |
| * Fluoride | 10/30/20 12:53 | 10/30/20 12:53 | | 1 | 0.608 | mg/L | 0.06 | 0.1 | |
| ***Analytical Method: SM4500SO4 E 2011*** | ***Analyst: JCC*** | | | | | | | | |
| * Sulfate | 11/2/20 11:45 | 11/2/20 11:45 | | 40 | 781 | mg/L | 20.00 | 40 | |
| ***Analytical Method: Field Measurements*** | ***Analyst: DKG*** | | | | | | | | |
| Conductivity | 10/19/20 12:16 | 10/19/20 12:16 | | | 1806.08 | uS/cm | | | FA |
| pH | 10/19/20 12:16 | 10/19/20 12:16 | | | 7.05 | SU | | | FA |
| Temperature | 10/19/20 12:16 | 10/19/20 12:16 | | | 18.66 | C | | | FA |
| Turbidity | 10/19/20 12:16 | 10/19/20 12:16 | | | 0.66 | NTU | | | FA |

MDL's and RL's are adjusted for sample dilution, as applicable

**Comments:** The client submitted filtered samples for dissolved analysis, but no MB or LCS were submitted. Therefore, dissolved data is qualified. A major power failure occurred. Storage temperature exceeded six degrees Celsius for approximately five hours. Therefore, Sulfate result is qualified. LBM 11/17/20

Reported: 11/20/2020
Version: 3.1
COA_CCR

Alabama Power
General Test Laboratory
744 County Road 87, GSC #8
Calera, AL 35040

# Batch QC Summary

Alabama Power

**Customer Account:** WMWMILAP
**Sample Date:** 10/19/20 12:19
**Customer ID:**
**Delivery Date:** 10/21/20 09:47

**Description:** Miller Ash Pond - MW-10

**Laboratory ID Number:** BA19339

| Sample | Analysis | Units | MB | MB Limit | Spike | MS | MSD | Standard | Standard Limit | Rec | Rec Limit | Prec | Prec Limit |
|---|---|---|---|---|---|---|---|---|---|---|---|---|---|
| BA19505 | Cobalt, Total | mg/L | -0.000122 | 0.0001474 | 0.10 | 0.108 | 0.107 | 0.108 | 0.085 to 0.115 | 108 | 70 to 130 | 0.930 | 20 |
| BA19505 | Sodium, Total | mg/L | 0.000853 | 0.044 | 5.00 | 44.0 | 45.8 | 5.02 | 4.25 to 5.75 | 60.0 | 70 to 130 | 4.01 | 20 |
| BA19505 | Arsenic, Total | mg/L | 0.0000143 | 0.0001474 | 0.10 | 0.113 | 0.110 | 0.110 | 0.085 to 0.115 | 113 | 70 to 130 | 2.69 | 20 |
| BA19505 | Boron, Total | mg/L | 0.000514 | 0.0650254 | 1.00 | 1.62 | 1.63 | 0.990 | 0.85 to 1.15 | 101 | 70 to 130 | 0.615 | 20 |
| BA19505 | Chromium, Total | mg/L | -0.0000783 | 0.00044 | 0.10 | 0.108 | 0.108 | 0.109 | 0.085 to 0.115 | 108 | 70 to 130 | 0.00 | 20 |
| BA19505 | Molybdenum, Total | mg/L | 0.0000111 | 0.0001474 | 0.10 | 0.107 | 0.107 | 0.104 | 0.085 to 0.115 | 107 | 70 to 130 | 0.00 | 20 |
| BA19505 | Calcium, Total | mg/L | -0.0000135 | 0.1518 | 5.00 | 142 | 148 | 5.05 | 4.25 to 5.75 | -40.0 | 70 to 130 | 4.14 | 20 |
| BA19505 | Iron, Total | mg/L | -0.000130 | 0.0176 | 0.2 | 9.67 | 10.1 | 0.201 | 0.17 to 0.23 | -145 | 70 to 130 | 4.35 | 20 |
| BA19505 | Thallium, Total | mg/L | -0.000125 | 0.0001474 | 0.10 | 0.107 | 0.108 | 0.107 | 0.085 to 0.115 | 107 | 70 to 130 | 0.930 | 20 |
| BA19341 | Manganese, Dissolved | mg/L | -0.0000246 | 0.0001474 | 0.10 | 0.170 | 0.175 | 0.101 | 0.085 to 0.115 | 94.0 | 70 to 130 | 2.90 | 20 |
| BA19505 | Barium, Total | mg/L | -0.0000009 | 0.0002 | 0.10 | 0.135 | 0.129 | 0.102 | 0.085 to 0.115 | 105 | 70 to 130 | 4.55 | 20 |
| BA19505 | Beryllium, Total | mg/L | 0.0000033 | 0.00088 | 0.10 | 0.109 | 0.106 | 0.103 | 0.085 to 0.115 | 109 | 70 to 130 | 2.79 | 20 |
| BA19505 | Potassium, Total | mg/L | 0.0330 | 0.3674 | 10.0 | 12.3 | 12.4 | 10.5 | 8.5 to 11.5 | 107 | 70 to 130 | 0.810 | 20 |
| BA19505 | Lithium, Total | mg/L | -0.000364 | 0.0154 | 0.20 | 0.296 | 0.301 | 0.192 | 0.17 to 0.23 | 108 | 70 to 130 | 1.68 | 20 |
| BA19505 | Manganese, Total | mg/L | 0.0000123 | 0.0001474 | 0.10 | 0.777 | 0.778 | 0.103 | 0.085 to 0.115 | 81.0 | 70 to 130 | 0.129 | 20 |
| BA19505 | Antimony, Total | mg/L | 0.000207 | 0.001 | 0.10 | 0.107 | 0.103 | 0.0995 | 0.085 to 0.115 | 107 | 70 to 130 | 3.81 | 20 |
| BA19333 | Iron, Dissolved | mg/L | 0.000685 | 0.0176 | 0.2 | 0.210 | 0.207 | 0.206 | 0.17 to 0.23 | 105 | 70 to 130 | 1.44 | 20 |
| BA19505 | Lead, Total | mg/L | 0.0000035 | 0.0001474 | 0.10 | 0.110 | 0.112 | 0.110 | 0.085 to 0.115 | 110 | 70 to 130 | 1.80 | 20 |
| BA19341 | Mercury, Total by CVAA | mg/L | 0.0000814 | 0.0005 | 0.004 | 0.00384 | 0.00385 | 0.00387 | 0.0034 to 0.0046 | 96.0 | 70 to 130 | 0.260 | 20 |
| BA19505 | Cadmium, Total | mg/L | 0.0000000 | 0.0001474 | 0.10 | 0.100 | 0.101 | 0.101 | 0.085 to 0.115 | 100 | 70 to 130 | 0.995 | 20 |
| BA19505 | Magnesium, Total | mg/L | 0.0000281 | 0.0462 | 5.00 | 47.4 | 49.5 | 5.09 | 4.25 to 5.75 | 56.0 | 70 to 130 | 4.33 | 20 |
| BA19505 | Selenium, Total | mg/L | 0.0000824 | 0.001 | 0.10 | 0.106 | 0.105 | 0.104 | 0.085 to 0.115 | 106 | 70 to 130 | 0.948 | 20 |

**Comments:** The client submitted filtered samples for dissolved analysis, but no MB or LCS were submitted. Therefore, dissolved data is qualified. A major power failure occurred. Storage temperature exceeded six degrees Celsius for approximately five hours. Therefore, Sulfate result is qualified. LBM 11/17/20

Reported: 11/20/2020
Version: 3.1
COA_CCR

Alabama Power
General Test Laboratory
744 County Road 87, GSC #8
Calera, AL 35040

Alabama Power

# Batch QC Summary

**Customer Account:** WMWMILAP
**Sample Date:** 10/19/20 12:19
**Customer ID:**
**Delivery Date:** 10/21/20 09:47

**Description:** Miller Ash Pond - MW-10

**Laboratory ID Number:** BA19339

| Sample | Analysis | Units | MB | MB Limit | Spike | MS | Sample Duplicate | Standard | Standard Limit | Rec | Rec Limit | Prec | Prec Limit |
|---|---|---|---|---|---|---|---|---|---|---|---|---|---|
| BA19341 | Solids, Dissolved | mg/L | 1.00 | 25 | | | 482 | 55.0 | 40 to 60 | | | 2.55 | 5 |
| BA19504 | Fluoride | mg/L | 0.0101 | 0.05 | 2.50 | 2.56 | 0.0444 | 2.58 | 2.25 to 2.75 | 102 | 80 to 120 | 0.00 | 20 |
| BA19504 | Chloride | mg/L | 0.015 | 0.50 | 50.0 | 88.0 | 35.8 | 9.82 | 9 to 11 | 105 | 80 to 120 | 1.12 | 20 |
| BA19340 | Sulfate | mg/L | -0.491 | 0.50 | 3200 | 4800 | 1620 | 18.5 | 18 to 22 | 99.1 | 80 to 120 | 0.615 | 20 |
| BA19510 | Alkalinity, Total as CaCO3 | mg/L | | | | | 51.6 | 52.3 | 45.0 to 55.0 | | | 3.62 | 10 |

**Comments:** The client submitted filtered samples for dissolved analysis, but no MB or LCS were submitted. Therefore, dissolved data is qualified. A major power failure occurred. Storage temperature exceeded six degrees Celsius for approximately five hours. Therefore, Sulfate result is qualified. LBM 11/17/20

Reported: 11/20/2020
Version: 3.1
COA_CCR

Alabama Power
General Test Laboratory
744 County Road 87, GSC #8
Calera, AL 35040

# Certificate Of Analysis

Alabama Power

**Description:** Miller Ash Pond - MW-12

**Location Code:** WMWMILAP
**Collected:** 10/19/20 13:52
**Customer ID:**
**Submittal Date:** 10/21/20 09:47

**Laboratory ID Number:** BA19340

| Name | Prepared | Analyzed | Vio Spec | DF | Results | Units | MDL | RL | Q |
|---|---|---|---|---|---|---|---|---|---|
| ***Analytical Method: EPA 200.7*** | ***Analyst: RDA*** | | | | ***Preparation Method: EPA 1638*** | | | | |
| * Boron, Total | 11/3/20 09:00 | 11/4/20 09:46 | | 1.015 | 7.42 | mg/L | 0.03 | 0.1 | |
| * Calcium, Total | 11/3/20 09:00 | 11/4/20 12:41 | | 50.75 | 115 | mg/L | 5.075 | 25.375 | |
| * Iron, Total | 11/3/20 09:00 | 11/4/20 09:46 | | 1.015 | 3.69 | mg/L | 0.02 | 0.05 | |
| * Lithium, Total | 11/3/20 09:00 | 11/4/20 09:46 | | 1.015 | 0.120 | mg/L | 0.01 | 0.02 | |
| * Magnesium, Total | 11/3/20 09:00 | 11/4/20 12:41 | | 50.75 | 62.9 | mg/L | 5.075 | 25.375 | |
| * Sodium, Total | 11/3/20 09:00 | 11/4/20 12:41 | | 50.75 | 610 | mg/L | 5.075 | 25.375 | |
| ***Analytical Method: EPA 200.7*** | ***Analyst: RDA*** | | | | | | | | |
| * Iron, Dissolved | 10/27/20 15:00 | 11/2/20 10:47 | | 1.015 | 3.84 | mg/L | 0.02 | 0.05 | |
| ***Analytical Method: EPA 200.8*** | ***Analyst: DLJ*** | | | | ***Preparation Method: EPA 1638*** | | | | |
| * Antimony, Total | 10/30/20 11:47 | 11/2/20 13:08 | | 1.015 | Not Detected | mg/L | 0.0008 | 0.003 | U |
| * Arsenic, Total | 10/30/20 11:47 | 11/2/20 13:08 | | 1.015 | 0.00463 | mg/L | 0.001 | 0.005 | J |
| * Barium, Total | 10/30/20 11:47 | 11/2/20 13:08 | | 1.015 | 0.0157 | mg/L | 0.002 | 0.01 | |
| * Beryllium, Total | 10/30/20 11:47 | 11/2/20 13:08 | | 1.015 | Not Detected | mg/L | 0.0006 | 0.003 | U |
| * Cadmium, Total | 10/30/20 11:47 | 11/2/20 13:08 | | 1.015 | Not Detected | mg/L | 0.0003 | 0.001 | U |
| * Chromium, Total | 10/30/20 11:47 | 11/2/20 13:08 | | 1.015 | Not Detected | mg/L | 0.002 | 0.01 | U |
| * Cobalt, Total | 10/30/20 11:47 | 11/2/20 13:08 | | 1.015 | Not Detected | mg/L | 0.002 | 0.005 | U |
| * Lead, Total | 10/30/20 11:47 | 11/2/20 13:08 | | 1.015 | Not Detected | mg/L | 0.001 | 0.005 | U |
| * Molybdenum, Total | 10/30/20 11:47 | 11/2/20 13:08 | | 1.015 | 0.858 | mg/L | 0.002 | 0.01 | |
| * Potassium, Total | 10/30/20 11:47 | 11/2/20 13:08 | | 1.015 | 14.4 | mg/L | 0.3 | 2.5 | |
| * Manganese, Total | 10/30/20 11:47 | 11/5/20 09:38 | | 5.075 | 1.38 | mg/L | 0.005075 | 0.025375 | |
| * Selenium, Total | 10/30/20 11:47 | 11/2/20 13:08 | | 1.015 | Not Detected | mg/L | 0.002 | 0.01 | U |
| * Thallium, Total | 10/30/20 11:47 | 11/2/20 13:08 | | 1.015 | Not Detected | mg/L | 0.0002 | 0.001 | U |
| ***Analytical Method: EPA 200.8*** | ***Analyst: DLJ*** | | | | | | | | |
| * Manganese, Dissolved | 11/2/20 13:48 | 11/5/20 16:58 | | 5.075 | 1.35 | mg/L | 0.005075 | 0.025375 | |
| ***Analytical Method: EPA 245.1*** | ***Analyst: ABB*** | | | | | | | | |
| * Mercury, Total by CVAA | 10/26/20 11:29 | 10/27/20 12:15 | | 1 | Not Detected | mg/L | 0.0003 | 0.0005 | U |
| ***Analytical Method: SM 2320 B*** | ***Analyst: JAG*** | | | | | | | | |
| Alkalinity, Total as CaCO3 | 10/28/20 10:55 | 10/28/20 11:50 | | 1 | 198 | mg/L | | 0.1 | |
| ***Analytical Method: SM 2540C*** | ***Analyst: TJW*** | | | | | | | | |
| * Solids, Dissolved | 10/22/20 16:10 | 10/26/20 14:50 | | 1 | 2540 | mg/L | | 166.7 | |

MDL's and RL's are adjusted for sample dilution, as applicable

**Comments:** The client submitted filtered samples for dissolved analysis, but no MB or LCS were submitted. Therefore, dissolved data is qualified. A major power failure occurred. Storage temperature exceeded six degrees Celsius for approximately five hours. Therefore, Sulfate result is qualified. LBM 11/17/20

Reported: 11/20/2020
Version: 3.1
COA_CCR

Alabama Power
General Test Laboratory
744 County Road 87, GSC #8
Calera, AL 35040

# *Certificate Of Analysis*

Alabama Power

**Description:** Miller Ash Pond - MW-12

**Location Code:** WMWMILAP
**Collected:** 10/19/20 13:52
**Customer ID:**
**Submittal Date:** 10/21/20 09:47

**Laboratory ID Number:** BA19340

| Name | Prepared | Analyzed | Vio Spec | DF | Results | Units | MDL | RL | Q |
|---|---|---|---|---|---|---|---|---|---|
| ***Analytical Method: SM 4500CO2 D*** | ***Analyst: JAG*** | | | | | | | | |
| Bicarbonate Alkalinity, (calc.) | 10/28/20 10:55 | 10/28/20 11:50 | | 1 | 198 | mg/L | | | |
| Carbonate Alkalinity, (calc.) | 10/28/20 10:55 | 10/28/20 11:50 | | 1 | 0.08 | mg/L | | | |
| ***Analytical Method: SM4500Cl E*** | ***Analyst: JCC*** | | | | | | | | |
| * Chloride | 10/28/20 12:21 | 10/28/20 12:21 | | 1 | 7.33 | mg/L | 0.50 | 1 | |
| ***Analytical Method: SM4500F G 2017*** | ***Analyst: JCC*** | | | | | | | | |
| * Fluoride | 10/30/20 12:54 | 10/30/20 12:54 | | 1 | 0.978 | mg/L | 0.06 | 0.1 | |
| ***Analytical Method: SM4500SO4 E 2011*** | ***Analyst: JCC*** | | | | | | | | |
| * Sulfate | 11/2/20 11:46 | 11/2/20 11:46 | | 160 | 1630 | mg/L | 80.00 | 160 | |
| ***Analytical Method: Field Measurements*** | ***Analyst: DKG*** | | | | | | | | |
| Conductivity | 10/19/20 13:49 | 10/19/20 13:49 | | | 3211.92 | uS/cm | | | FA |
| pH | 10/19/20 13:49 | 10/19/20 13:49 | | | 6.50 | SU | | | FA |
| Temperature | 10/19/20 13:49 | 10/19/20 13:49 | | | 21.18 | C | | | FA |
| Turbidity | 10/19/20 13:49 | 10/19/20 13:49 | | | 1.22 | NTU | | | FA |

MDL's and RL's are adjusted for sample dilution, as applicable

**Comments:** The client submitted filtered samples for dissolved analysis, but no MB or LCS were submitted. Therefore, dissolved data is qualified. A major power failure occurred. Storage temperature exceeded six degrees Celsius for approximately five hours. Therefore, Sulfate result is qualified. LBM 11/17/20

Reported: 11/20/2020
Version: 3.1
COA_CCR

Alabama Power
General Test Laboratory
744 County Road 87, GSC #8
Calera, AL 35040

# Batch QC Summary

Alabama Power

**Customer Account:** WMWMILAP
**Sample Date:** 10/19/20 13:52
**Customer ID:**
**Delivery Date:** 10/21/20 09:47

**Description:** Miller Ash Pond - MW-12

**Laboratory ID Number:** BA19340

| Sample | Analysis | Units | MB | MB Limit | Spike | MS | MSD | Standard | Standard Limit | Rec | Rec Limit | Prec | Prec Limit |
|---|---|---|---|---|---|---|---|---|---|---|---|---|---|
| BA19505 | Sodium, Total | mg/L | 0.000853 | 0.044 | 5.00 | 44.0 | 45.8 | 5.02 | 4.25 to 5.75 | 60.0 | 70 to 130 | 4.01 | 20 |
| BA19333 | Iron, Dissolved | mg/L | 0.000685 | 0.0176 | 0.2 | 0.210 | 0.207 | 0.206 | 0.17 to 0.23 | 105 | 70 to 130 | 1.44 | 20 |
| BA19505 | Lead, Total | mg/L | 0.0000035 | 0.0001474 | 0.10 | 0.110 | 0.112 | 0.110 | 0.085 to 0.115 | 110 | 70 to 130 | 1.80 | 20 |
| BA19505 | Lithium, Total | mg/L | -0.000364 | 0.0154 | 0.20 | 0.296 | 0.301 | 0.192 | 0.17 to 0.23 | 108 | 70 to 130 | 1.68 | 20 |
| BA19505 | Manganese, Total | mg/L | 0.0000123 | 0.0001474 | 0.10 | 0.777 | 0.778 | 0.103 | 0.085 to 0.115 | 81.0 | 70 to 130 | 0.129 | 20 |
| BA19505 | Antimony, Total | mg/L | 0.000207 | 0.001 | 0.10 | 0.107 | 0.103 | 0.0995 | 0.085 to 0.115 | 107 | 70 to 130 | 3.81 | 20 |
| BA19341 | Manganese, Dissolved | mg/L | -0.0000246 | 0.0001474 | 0.10 | 0.170 | 0.175 | 0.101 | 0.085 to 0.115 | 94.0 | 70 to 130 | 2.90 | 20 |
| BA19505 | Barium, Total | mg/L | -0.0000009 | 0.0002 | 0.10 | 0.135 | 0.129 | 0.102 | 0.085 to 0.115 | 105 | 70 to 130 | 4.55 | 20 |
| BA19505 | Beryllium, Total | mg/L | 0.0000033 | 0.00088 | 0.10 | 0.109 | 0.106 | 0.103 | 0.085 to 0.115 | 109 | 70 to 130 | 2.79 | 20 |
| BA19505 | Potassium, Total | mg/L | 0.0330 | 0.3674 | 10.0 | 12.3 | 12.4 | 10.5 | 8.5 to 11.5 | 107 | 70 to 130 | 0.810 | 20 |
| BA19505 | Arsenic, Total | mg/L | 0.0000143 | 0.0001474 | 0.10 | 0.113 | 0.110 | 0.110 | 0.085 to 0.115 | 113 | 70 to 130 | 2.69 | 20 |
| BA19505 | Boron, Total | mg/L | 0.000514 | 0.0650254 | 1.00 | 1.62 | 1.63 | 0.990 | 0.85 to 1.15 | 101 | 70 to 130 | 0.615 | 20 |
| BA19505 | Chromium, Total | mg/L | -0.0000783 | 0.00044 | 0.10 | 0.108 | 0.108 | 0.109 | 0.085 to 0.115 | 108 | 70 to 130 | 0.00 | 20 |
| BA19505 | Molybdenum, Total | mg/L | 0.0000111 | 0.0001474 | 0.10 | 0.107 | 0.107 | 0.104 | 0.085 to 0.115 | 107 | 70 to 130 | 0.00 | 20 |
| BA19341 | Mercury, Total by CVAA | mg/L | 0.0000814 | 0.0005 | 0.004 | 0.00384 | 0.00385 | 0.00387 | 0.0034 to 0.0046 | 96.0 | 70 to 130 | 0.260 | 20 |
| BA19505 | Cadmium, Total | mg/L | 0.0000000 | 0.0001474 | 0.10 | 0.100 | 0.101 | 0.101 | 0.085 to 0.115 | 100 | 70 to 130 | 0.995 | 20 |
| BA19505 | Magnesium, Total | mg/L | 0.0000281 | 0.0462 | 5.00 | 47.4 | 49.5 | 5.09 | 4.25 to 5.75 | 56.0 | 70 to 130 | 4.33 | 20 |
| BA19505 | Selenium, Total | mg/L | 0.0000824 | 0.001 | 0.10 | 0.106 | 0.105 | 0.104 | 0.085 to 0.115 | 106 | 70 to 130 | 0.948 | 20 |
| BA19505 | Calcium, Total | mg/L | -0.0000135 | 0.1518 | 5.00 | 142 | 148 | 5.05 | 4.25 to 5.75 | -40.0 | 70 to 130 | 4.14 | 20 |
| BA19505 | Iron, Total | mg/L | -0.000130 | 0.0176 | 0.2 | 9.67 | 10.1 | 0.201 | 0.17 to 0.23 | -145 | 70 to 130 | 4.35 | 20 |
| BA19505 | Thallium, Total | mg/L | -0.000125 | 0.0001474 | 0.10 | 0.107 | 0.108 | 0.107 | 0.085 to 0.115 | 107 | 70 to 130 | 0.930 | 20 |
| BA19505 | Cobalt, Total | mg/L | -0.000122 | 0.0001474 | 0.10 | 0.108 | 0.107 | 0.108 | 0.085 to 0.115 | 108 | 70 to 130 | 0.930 | 20 |

**Comments:** The client submitted filtered samples for dissolved analysis, but no MB or LCS were submitted. Therefore, dissolved data is qualified. A major power failure occurred. Storage temperature exceeded six degrees Celsius for approximately five hours. Therefore, Sulfate result is qualified. LBM 11/17/20

Alabama Power
General Test Laboratory
744 County Road 87, GSC #8
Calera, AL 35040

Alabama Power

# Batch QC Summary

**Customer Account:** WMWMILAP
**Sample Date:** 10/19/20 13:52
**Customer ID:**
**Delivery Date:** 10/21/20 09:47

**Description:** Miller Ash Pond - MW-12

**Laboratory ID Number:** BA19340

| Sample | Analysis | Units | MB | MB Limit | Spike | MS | Sample Duplicate | Standard | Standard Limit | Rec | Rec Limit | Prec | Prec Limit |
|---|---|---|---|---|---|---|---|---|---|---|---|---|---|
| BA19341 | Solids, Dissolved | mg/L | 1.00 | 25 | | | 482 | 55.0 | 40 to 60 | | | 2.55 | 5 |
| BA19504 | Fluoride | mg/L | 0.0101 | 0.05 | 2.50 | 2.56 | 0.0444 | 2.58 | 2.25 to 2.75 | 102 | 80 to 120 | 0.00 | 20 |
| BA19504 | Chloride | mg/L | 0.015 | 0.50 | 50.0 | 88.0 | 35.8 | 9.82 | 9 to 11 | 105 | 80 to 120 | 1.12 | 20 |
| BA19340 | Sulfate | mg/L | -0.491 | 0.50 | 3200 | 4800 | 1620 | 18.5 | 18 to 22 | 99.1 | 80 to 120 | 0.615 | 20 |
| BA19510 | Alkalinity, Total as CaCO3 | mg/L | | | | | 51.6 | 52.3 | 45.0 to 55.0 | | | 3.62 | 10 |

**Comments:** The client submitted filtered samples for dissolved analysis, but no MB or LCS were submitted. Therefore, dissolved data is qualified. A major power failure occurred. Storage temperature exceeded six degrees Celsius for approximately five hours. Therefore, Sulfate result is qualified. LBM 11/17/20

Reported: 11/20/2020
Version: 3.1
COA_CCR

Alabama Power
General Test Laboratory
744 County Road 87, GSC #8
Calera, AL 35040

# Certificate Of Analysis

Alabama Power

**Description:** Miller Ash Pond - MW-28H

**Location Code:** WMWMILAP
**Collected:** 10/19/20 15:47
**Customer ID:**
**Submittal Date:** 10/21/20 09:47

**Laboratory ID Number:** BA19341

| Name | Prepared | Analyzed | Vio Spec | DF | Results | Units | MDL | RL | Q |
|---|---|---|---|---|---|---|---|---|---|
| ***Analytical Method: EPA 200.7*** | ***Analyst: RDA*** | | | | ***Preparation Method: EPA 1638*** | | | | |
| * Boron, Total | 11/3/20 09:00 | 11/4/20 09:49 | | 1.015 | 0.608 | mg/L | 0.03 | 0.1 | |
| * Calcium, Total | 11/3/20 09:00 | 11/4/20 12:45 | | 10.15 | 63.6 | mg/L | 1.015 | 5.075 | |
| * Iron, Total | 11/3/20 09:00 | 11/4/20 09:49 | | 1.015 | 0.963 | mg/L | 0.02 | 0.05 | |
| * Lithium, Total | 11/3/20 09:00 | 11/4/20 09:49 | | 1.015 | 0.0580 | mg/L | 0.01 | 0.02 | |
| * Magnesium, Total | 11/3/20 09:00 | 11/4/20 09:49 | | 1.015 | 31.3 | mg/L | 0.1 | 0.5 | |
| * Sodium, Total | 11/3/20 09:00 | 11/4/20 12:45 | | 10.15 | 47.8 | mg/L | 1.015 | 5.075 | |
| ***Analytical Method: EPA 200.7*** | ***Analyst: RDA*** | | | | | | | | |
| * Iron, Dissolved | 10/27/20 15:00 | 11/2/20 10:50 | | 1.015 | 0.965 | mg/L | 0.02 | 0.05 | |
| ***Analytical Method: EPA 200.8*** | ***Analyst: DLJ*** | | | | ***Preparation Method: EPA 1638*** | | | | |
| * Antimony, Total | 10/30/20 11:47 | 11/2/20 13:11 | | 1.015 | Not Detected | mg/L | 0.0008 | 0.003 | U |
| * Arsenic, Total | 10/30/20 11:47 | 11/2/20 13:11 | | 1.015 | 0.00281 | mg/L | 0.001 | 0.005 | J |
| * Barium, Total | 10/30/20 11:47 | 11/2/20 13:11 | | 1.015 | 0.0429 | mg/L | 0.002 | 0.01 | |
| * Beryllium, Total | 10/30/20 11:47 | 11/2/20 13:11 | | 1.015 | Not Detected | mg/L | 0.0006 | 0.003 | U |
| * Cadmium, Total | 10/30/20 11:47 | 11/2/20 13:11 | | 1.015 | Not Detected | mg/L | 0.0003 | 0.001 | U |
| * Chromium, Total | 10/30/20 11:47 | 11/2/20 13:11 | | 1.015 | Not Detected | mg/L | 0.002 | 0.01 | U |
| * Cobalt, Total | 10/30/20 11:47 | 11/2/20 13:11 | | 1.015 | Not Detected | mg/L | 0.002 | 0.005 | U |
| * Lead, Total | 10/30/20 11:47 | 11/2/20 13:11 | | 1.015 | Not Detected | mg/L | 0.001 | 0.005 | U |
| * Molybdenum, Total | 10/30/20 11:47 | 11/2/20 13:11 | | 1.015 | 0.00517 | mg/L | 0.002 | 0.01 | J |
| * Potassium, Total | 10/30/20 11:47 | 11/2/20 13:11 | | 1.015 | 2.32 | mg/L | 0.3 | 2.5 | J |
| * Manganese, Total | 10/30/20 11:47 | 11/2/20 13:11 | | 1.015 | 0.0841 | mg/L | 0.001 | 0.005 | |
| * Selenium, Total | 10/30/20 11:47 | 11/2/20 13:11 | | 1.015 | Not Detected | mg/L | 0.002 | 0.01 | U |
| * Thallium, Total | 10/30/20 11:47 | 11/2/20 13:11 | | 1.015 | Not Detected | mg/L | 0.0002 | 0.001 | U |
| ***Analytical Method: EPA 200.8*** | ***Analyst: DLJ*** | | | | | | | | |
| * Manganese, Dissolved | 11/2/20 13:48 | 11/4/20 14:36 | | 1.015 | 0.0760 | mg/L | 0.001 | 0.005 | |
| ***Analytical Method: EPA 245.1*** | ***Analyst: ABB*** | | | | | | | | |
| * Mercury, Total by CVAA | 10/26/20 11:29 | 10/27/20 12:17 | | 1 | Not Detected | mg/L | 0.0003 | 0.0005 | U |
| ***Analytical Method: SM 2320 B*** | ***Analyst: JAG*** | | | | | | | | |
| Alkalinity, Total as CaCO3 | 10/28/20 10:55 | 10/28/20 11:50 | | 1 | 208 | mg/L | | 0.1 | |
| ***Analytical Method: SM 2540C*** | ***Analyst: TJW*** | | | | | | | | |
| * Solids, Dissolved | 10/22/20 16:10 | 10/26/20 14:50 | | 1 | 458 | mg/L | | 25 | |

MDL's and RL's are adjusted for sample dilution, as applicable

**Comments:** The client submitted filtered samples for dissolved analysis, but no MB or LCS were submitted. Therefore, dissolved data is qualified. A major power failure occurred. Storage temperature exceeded six degrees Celsius for approximately five hours. Therefore, Sulfate result is qualified. LBM 11/17/20

Reported: 11/20/2020
Version: 3.1
COA_CCR

Alabama Power
General Test Laboratory
744 County Road 87, GSC #8
Calera, AL 35040

# *Certificate Of Analysis*

Alabama Power

**Description:** Miller Ash Pond - MW-28H

**Location Code:** WMWMILAP
**Collected:** 10/19/20 15:47
**Customer ID:**
**Submittal Date:** 10/21/20 09:47

**Laboratory ID Number:** BA19341

| Name | Prepared | Analyzed | Vio Spec | DF | Results | Units | MDL | RL | Q |
|---|---|---|---|---|---|---|---|---|---|
| ***Analytical Method: SM 4500CO2 D*** | ***Analyst: JAG*** | | | | | | | | |
| Bicarbonate Alkalinity, (calc.) | 10/28/20 10:55 | 10/28/20 11:50 | | 1 | 208 | mg/L | | | |
| Carbonate Alkalinity, (calc.) | 10/28/20 10:55 | 10/28/20 11:50 | | 1 | 0.17 | mg/L | | | |
| ***Analytical Method: SM4500Cl E*** | ***Analyst: JCC*** | | | | | | | | |
| * Chloride | 10/28/20 12:22 | 10/28/20 12:22 | | 1 | 5.22 | mg/L | 0.50 | 1 | |
| ***Analytical Method: SM4500F G 2017*** | ***Analyst: JCC*** | | | | | | | | |
| * Fluoride | 10/30/20 12:55 | 10/30/20 12:55 | | 1 | 0.154 | mg/L | 0.06 | 0.1 | |
| ***Analytical Method: SM4500SO4 E 2011*** | ***Analyst: JCC*** | | | | | | | | |
| * Sulfate | 11/2/20 12:43 | 11/2/20 12:43 | | 10 | 173 | mg/L | 5.00 | 10 | |
| ***Analytical Method: Field Measurements*** | ***Analyst: DKG*** | | | | | | | | |
| Conductivity | 10/19/20 15:44 | 10/19/20 15:44 | | | 696.21 | uS/cm | | | FA |
| pH | 10/19/20 15:44 | 10/19/20 15:44 | | | 6.79 | SU | | | FA |
| Temperature | 10/19/20 15:44 | 10/19/20 15:44 | | | 20.31 | C | | | FA |
| Turbidity | 10/19/20 15:44 | 10/19/20 15:44 | | | 1.08 | NTU | | | FA |

MDL's and RL's are adjusted for sample dilution, as applicable

**Comments:** The client submitted filtered samples for dissolved analysis, but no MB or LCS were submitted. Therefore, dissolved data is qualified. A major power failure occurred. Storage temperature exceeded six degrees Celsius for approximately five hours. Therefore, Sulfate result is qualified. LBM 11/17/20

Reported: 11/20/2020
Version: 3.1
COA_CCR

Alabama Power
General Test Laboratory
744 County Road 87, GSC #8
Calera, AL 35040

# Batch QC Summary

Alabama Power

**Customer Account:** WMWMILAP
**Sample Date:** 10/19/20 15:47
**Customer ID:**
**Delivery Date:** 10/21/20 09:47

**Description:** Miller Ash Pond - MW-28H

**Laboratory ID Number:** BA19341

| Sample | Analysis | Units | MB | MB Limit | Spike | MS | MSD | Standard | Standard Limit | Rec | Rec Limit | Prec | Prec Limit |
|---|---|---|---|---|---|---|---|---|---|---|---|---|---|
| BA19505 | Sodium, Total | mg/L | 0.000853 | 0.044 | 5.00 | 44.0 | 45.8 | 5.02 | 4.25 to 5.75 | 60.0 | 70 to 130 | 4.01 | 20 |
| BA19505 | Calcium, Total | mg/L | -0.0000135 | 0.1518 | 5.00 | 142 | 148 | 5.05 | 4.25 to 5.75 | -40.0 | 70 to 130 | 4.14 | 20 |
| BA19505 | Iron, Total | mg/L | -0.000130 | 0.0176 | 0.2 | 9.67 | 10.1 | 0.201 | 0.17 to 0.23 | -145 | 70 to 130 | 4.35 | 20 |
| BA19505 | Thallium, Total | mg/L | -0.000125 | 0.0001474 | 0.10 | 0.107 | 0.108 | 0.107 | 0.085 to 0.115 | 107 | 70 to 130 | 0.930 | 20 |
| BA19505 | Cobalt, Total | mg/L | -0.000122 | 0.0001474 | 0.10 | 0.108 | 0.107 | 0.108 | 0.085 to 0.115 | 108 | 70 to 130 | 0.930 | 20 |
| BA19333 | Iron, Dissolved | mg/L | 0.000685 | 0.0176 | 0.2 | 0.210 | 0.207 | 0.206 | 0.17 to 0.23 | 105 | 70 to 130 | 1.44 | 20 |
| BA19505 | Lead, Total | mg/L | 0.0000035 | 0.0001474 | 0.10 | 0.110 | 0.112 | 0.110 | 0.085 to 0.115 | 110 | 70 to 130 | 1.80 | 20 |
| BA19505 | Arsenic, Total | mg/L | 0.0000143 | 0.0001474 | 0.10 | 0.113 | 0.110 | 0.110 | 0.085 to 0.115 | 113 | 70 to 130 | 2.69 | 20 |
| BA19505 | Boron, Total | mg/L | 0.000514 | 0.0650254 | 1.00 | 1.62 | 1.63 | 0.990 | 0.85 to 1.15 | 101 | 70 to 130 | 0.615 | 20 |
| BA19505 | Chromium, Total | mg/L | -0.0000783 | 0.00044 | 0.10 | 0.108 | 0.108 | 0.109 | 0.085 to 0.115 | 108 | 70 to 130 | 0.00 | 20 |
| BA19505 | Molybdenum, Total | mg/L | 0.0000111 | 0.0001474 | 0.10 | 0.107 | 0.107 | 0.104 | 0.085 to 0.115 | 107 | 70 to 130 | 0.00 | 20 |
| BA19341 | Mercury, Total by CVAA | mg/L | 0.0000814 | 0.0005 | 0.004 | 0.00384 | 0.00385 | 0.00387 | 0.0034 to 0.0046 | 96.0 | 70 to 130 | 0.260 | 20 |
| BA19505 | Cadmium, Total | mg/L | 0.0000000 | 0.0001474 | 0.10 | 0.100 | 0.101 | 0.101 | 0.085 to 0.115 | 100 | 70 to 130 | 0.995 | 20 |
| BA19505 | Magnesium, Total | mg/L | 0.0000281 | 0.0462 | 5.00 | 47.4 | 49.5 | 5.09 | 4.25 to 5.75 | 56.0 | 70 to 130 | 4.33 | 20 |
| BA19505 | Selenium, Total | mg/L | 0.0000824 | 0.001 | 0.10 | 0.106 | 0.105 | 0.104 | 0.085 to 0.115 | 106 | 70 to 130 | 0.948 | 20 |
| BA19505 | Lithium, Total | mg/L | -0.000364 | 0.0154 | 0.20 | 0.296 | 0.301 | 0.192 | 0.17 to 0.23 | 108 | 70 to 130 | 1.68 | 20 |
| BA19505 | Manganese, Total | mg/L | 0.0000123 | 0.0001474 | 0.10 | 0.777 | 0.778 | 0.103 | 0.085 to 0.115 | 81.0 | 70 to 130 | 0.129 | 20 |
| BA19505 | Antimony, Total | mg/L | 0.000207 | 0.001 | 0.10 | 0.107 | 0.103 | 0.0995 | 0.085 to 0.115 | 107 | 70 to 130 | 3.81 | 20 |
| BA19341 | Manganese, Dissolved | mg/L | -0.0000246 | 0.0001474 | 0.10 | 0.170 | 0.175 | 0.101 | 0.085 to 0.115 | 94.0 | 70 to 130 | 2.90 | 20 |
| BA19505 | Barium, Total | mg/L | -0.0000009 | 0.0002 | 0.10 | 0.135 | 0.129 | 0.102 | 0.085 to 0.115 | 105 | 70 to 130 | 4.55 | 20 |
| BA19505 | Beryllium, Total | mg/L | 0.0000033 | 0.00088 | 0.10 | 0.109 | 0.106 | 0.103 | 0.085 to 0.115 | 109 | 70 to 130 | 2.79 | 20 |
| BA19505 | Potassium, Total | mg/L | 0.0330 | 0.3674 | 10.0 | 12.3 | 12.4 | 10.5 | 8.5 to 11.5 | 107 | 70 to 130 | 0.810 | 20 |

**Comments:** The client submitted filtered samples for dissolved analysis, but no MB or LCS were submitted. Therefore, dissolved data is qualified. A major power failure occurred. Storage temperature exceeded six degrees Celsius for approximately five hours. Therefore, Sulfate result is qualified. LBM 11/17/20

Reported: 11/20/2020
Version: 3.1
COA_CCR

Alabama Power
General Test Laboratory
744 County Road 87, GSC #8
Calera, AL 35040

Alabama Power

# Batch QC Summary

**Customer Account:** WMWMILAP
**Sample Date:** 10/19/20 15:47
**Customer ID:**
**Delivery Date:** 10/21/20 09:47

**Description:** Miller Ash Pond - MW-28H

**Laboratory ID Number:** BA19341

| Sample | Analysis | Units | MB | MB Limit | Spike | MS | Sample Duplicate | Standard | Standard Limit | Rec | Rec Limit | Prec | Prec Limit |
|---|---|---|---|---|---|---|---|---|---|---|---|---|---|
| BA19341 | Solids, Dissolved | mg/L | 1.00 | 25 | | | 482 | 55.0 | 40 to 60 | | | 2.55 | 5 |
| BA19504 | Fluoride | mg/L | 0.0101 | 0.05 | 2.50 | 2.56 | 0.0444 | 2.58 | 2.25 to 2.75 | 102 | 80 to 120 | 0.00 | 20 |
| BA19510 | Alkalinity, Total as CaCO3 | mg/L | | | | | 51.6 | 52.3 | 45.0 to 55.0 | | | 3.62 | 10 |
| BA19504 | Chloride | mg/L | 0.015 | 0.50 | 50.0 | 88.0 | 35.8 | 9.82 | 9 to 11 | 105 | 80 to 120 | 1.12 | 20 |
| BA19508 | Sulfate | mg/L | -0.559 | 0.50 | 640 | 846 | 272 | 18.2 | 18 to 22 | 90.3 | 80 to 120 | 1.48 | 20 |

**Comments:** The client submitted filtered samples for dissolved analysis, but no MB or LCS were submitted. Therefore, dissolved data is qualified. A major power failure occurred. Storage temperature exceeded six degrees Celsius for approximately five hours. Therefore, Sulfate result is qualified. LBM 11/17/20

Reported: 11/20/2020
Version: 3.1
COA_CCR

Alabama Power
General Test Laboratory
744 County Road 87, GSC #8
Calera, AL 35040

# Certificate Of Analysis

Alabama Power

**Description:** Miller Ash Pond Field Blank-4

**Location Code:** WMWMILAPFB
**Collected:** 10/19/20 16:20
**Customer ID:**
**Submittal Date:** 10/21/20 09:47

**Laboratory ID Number:** BA19342

| Name | Prepared | Analyzed | Vio Spec | DF | Results | Units | MDL | RL | Q |
|---|---|---|---|---|---|---|---|---|---|
| ***Analytical Method: EPA 200.7*** | ***Analyst: RDA*** | | | | ***Preparation Method: EPA 1638*** | | | | |
| * Boron, Total | 11/3/20 09:00 | 11/4/20 09:53 | | 1.015 | Not Detected | mg/L | 0.03 | 0.1 | U |
| * Calcium, Total | 11/3/20 09:00 | 11/4/20 09:53 | | 1.015 | Not Detected | mg/L | 0.1 | 0.5 | U |
| * Iron, Total | 11/3/20 09:00 | 11/4/20 09:53 | | 1.015 | Not Detected | mg/L | 0.02 | 0.05 | U |
| * Lithium, Total | 11/3/20 09:00 | 11/4/20 09:53 | | 1.015 | Not Detected | mg/L | 0.01 | 0.02 | U |
| * Magnesium, Total | 11/3/20 09:00 | 11/4/20 09:53 | | 1.015 | Not Detected | mg/L | 0.1 | 0.5 | U |
| * Sodium, Total | 11/3/20 09:00 | 11/4/20 09:53 | | 1.015 | Not Detected | mg/L | 0.1 | 0.5 | U |
| ***Analytical Method: EPA 200.8*** | ***Analyst: DLJ*** | | | | ***Preparation Method: EPA 1638*** | | | | |
| * Antimony, Total | 10/30/20 11:47 | 11/2/20 13:14 | | 1.015 | Not Detected | mg/L | 0.0008 | 0.003 | U |
| * Arsenic, Total | 10/30/20 11:47 | 11/2/20 13:14 | | 1.015 | Not Detected | mg/L | 0.001 | 0.005 | U |
| * Barium, Total | 10/30/20 11:47 | 11/2/20 13:14 | | 1.015 | Not Detected | mg/L | 0.002 | 0.01 | U |
| * Beryllium, Total | 10/30/20 11:47 | 11/2/20 13:14 | | 1.015 | Not Detected | mg/L | 0.0006 | 0.003 | U |
| * Cadmium, Total | 10/30/20 11:47 | 11/2/20 13:14 | | 1.015 | Not Detected | mg/L | 0.0003 | 0.001 | U |
| * Chromium, Total | 10/30/20 11:47 | 11/2/20 13:14 | | 1.015 | Not Detected | mg/L | 0.002 | 0.01 | U |
| * Cobalt, Total | 10/30/20 11:47 | 11/2/20 13:14 | | 1.015 | Not Detected | mg/L | 0.002 | 0.005 | U |
| * Lead, Total | 10/30/20 11:47 | 11/2/20 13:14 | | 1.015 | Not Detected | mg/L | 0.001 | 0.005 | U |
| * Molybdenum, Total | 10/30/20 11:47 | 11/2/20 13:14 | | 1.015 | Not Detected | mg/L | 0.002 | 0.01 | U |
| * Manganese, Total | 10/30/20 11:47 | 11/2/20 13:14 | | 1.015 | Not Detected | mg/L | 0.001 | 0.005 | U |
| * Potassium, Total | 10/30/20 11:47 | 11/2/20 13:14 | | 1.015 | Not Detected | mg/L | 0.3 | 2.5 | U |
| * Selenium, Total | 10/30/20 11:47 | 11/2/20 13:14 | | 1.015 | Not Detected | mg/L | 0.002 | 0.01 | U |
| * Thallium, Total | 10/30/20 11:47 | 11/2/20 13:14 | | 1.015 | Not Detected | mg/L | 0.0002 | 0.001 | U |
| ***Analytical Method: EPA 245.1*** | ***Analyst: ABB*** | | | | | | | | |
| * Mercury, Total by CVAA | 10/26/20 11:29 | 10/27/20 12:44 | | 1 | Not Detected | mg/L | 0.0003 | 0.0005 | U |
| ***Analytical Method: SM 2540C*** | ***Analyst: TJW*** | | | | | | | | |
| * Solids, Dissolved | 10/22/20 16:10 | 10/26/20 14:50 | | 1 | Not Detected | mg/L | | 25 | U |
| ***Analytical Method: SM4500Cl E*** | ***Analyst: JCC*** | | | | | | | | |
| * Chloride | 10/28/20 12:23 | 10/28/20 12:23 | | 1 | Not Detected | mg/L | 0.50 | 1 | U |
| ***Analytical Method: SM4500F G 2017*** | ***Analyst: JCC*** | | | | | | | | |
| * Fluoride | 10/30/20 12:57 | 10/30/20 12:57 | | 1 | Not Detected | mg/L | 0.06 | 0.1 | U |
| ***Analytical Method: SM4500SO4 E 2011*** | ***Analyst: JCC*** | | | | | | | | |
| * Sulfate | 11/2/20 12:44 | 11/2/20 12:44 | | 1 | Not Detected | mg/L | 0.50 | 1 | U |

MDL's and RL's are adjusted for sample dilution, as applicable

**Comments:** A major power failure occurred. Storage temperature exceeded six degrees Celsius for approximately five hours. Therefore, Sulfate result is qualified. LBM 11/17/20

Reported: 11/20/2020
Version: 3.1
COA_CCR

Alabama Power
General Test Laboratory
744 County Road 87, GSC #8
Calera, AL 35040

# Batch QC Summary

Alabama Power

**Customer Account:** WMWMILAPFB
**Sample Date:** 10/19/20 16:20
**Customer ID:**
**Delivery Date:** 10/21/20 09:47

**Description:** Miller Ash Pond Field Blank-4

**Laboratory ID Number:** BA19342

| Sample | Analysis | Units | MB | MB Limit | Spike | MS | MSD | Standard | Standard Limit | Rec | Rec Limit | Prec | Prec Limit |
|---|---|---|---|---|---|---|---|---|---|---|---|---|---|
| BA19505 | Cobalt, Total | mg/L | -0.000122 | 0.0001474 | 0.10 | 0.108 | 0.107 | 0.108 | 0.085 to 0.115 | 108 | 70 to 130 | 0.930 | 20 |
| BA19505 | Sodium, Total | mg/L | 0.000853 | 0.044 | 5.00 | 44.0 | 45.8 | 5.02 | 4.25 to 5.75 | 60.0 | 70 to 130 | 4.01 | 20 |
| BA19505 | Arsenic, Total | mg/L | 0.0000143 | 0.0001474 | 0.10 | 0.113 | 0.110 | 0.110 | 0.085 to 0.115 | 113 | 70 to 130 | 2.69 | 20 |
| BA19505 | Boron, Total | mg/L | 0.000514 | 0.0650254 | 1.00 | 1.62 | 1.63 | 0.990 | 0.85 to 1.15 | 101 | 70 to 130 | 0.615 | 20 |
| BA19505 | Chromium, Total | mg/L | -0.0000783 | 0.00044 | 0.10 | 0.108 | 0.108 | 0.109 | 0.085 to 0.115 | 108 | 70 to 130 | 0.00 | 20 |
| BA19505 | Molybdenum, Total | mg/L | 0.0000111 | 0.0001474 | 0.10 | 0.107 | 0.107 | 0.104 | 0.085 to 0.115 | 107 | 70 to 130 | 0.00 | 20 |
| BA19505 | Calcium, Total | mg/L | -0.0000135 | 0.1518 | 5.00 | 142 | 148 | 5.05 | 4.25 to 5.75 | -40.0 | 70 to 130 | 4.14 | 20 |
| BA19505 | Iron, Total | mg/L | -0.000130 | 0.0176 | 0.2 | 9.67 | 10.1 | 0.201 | 0.17 to 0.23 | -145 | 70 to 130 | 4.35 | 20 |
| BA19505 | Thallium, Total | mg/L | -0.000125 | 0.0001474 | 0.10 | 0.107 | 0.108 | 0.107 | 0.085 to 0.115 | 107 | 70 to 130 | 0.930 | 20 |
| BA19505 | Barium, Total | mg/L | -0.0000009 | 0.0002 | 0.10 | 0.135 | 0.129 | 0.102 | 0.085 to 0.115 | 105 | 70 to 130 | 4.55 | 20 |
| BA19505 | Beryllium, Total | mg/L | 0.0000033 | 0.00088 | 0.10 | 0.109 | 0.106 | 0.103 | 0.085 to 0.115 | 109 | 70 to 130 | 2.79 | 20 |
| BA19505 | Potassium, Total | mg/L | 0.0330 | 0.3674 | 10.0 | 12.3 | 12.4 | 10.5 | 8.5 to 11.5 | 107 | 70 to 130 | 0.810 | 20 |
| BA19505 | Lithium, Total | mg/L | -0.000364 | 0.0154 | 0.20 | 0.296 | 0.301 | 0.192 | 0.17 to 0.23 | 108 | 70 to 130 | 1.68 | 20 |
| BA19505 | Manganese, Total | mg/L | 0.0000123 | 0.0001474 | 0.10 | 0.777 | 0.778 | 0.103 | 0.085 to 0.115 | 81.0 | 70 to 130 | 0.129 | 20 |
| BA19505 | Antimony, Total | mg/L | 0.000207 | 0.001 | 0.10 | 0.107 | 0.103 | 0.0995 | 0.085 to 0.115 | 107 | 70 to 130 | 3.81 | 20 |
| BA19505 | Cadmium, Total | mg/L | 0.0000000 | 0.0001474 | 0.10 | 0.100 | 0.101 | 0.101 | 0.085 to 0.115 | 100 | 70 to 130 | 0.995 | 20 |
| BA19505 | Magnesium, Total | mg/L | 0.0000281 | 0.0462 | 5.00 | 47.4 | 49.5 | 5.09 | 4.25 to 5.75 | 56.0 | 70 to 130 | 4.33 | 20 |
| BA19505 | Selenium, Total | mg/L | 0.0000824 | 0.001 | 0.10 | 0.106 | 0.105 | 0.104 | 0.085 to 0.115 | 106 | 70 to 130 | 0.948 | 20 |
| BA19509 | Mercury, Total by CVAA | mg/L | 0.0000811 | 0.0005 | 0.004 | 0.00339 | 0.00329 | 0.00391 | 0.0034 to 0.0046 | 84.8 | 70 to 130 | 2.99 | 20 |
| BA19505 | Lead, Total | mg/L | 0.0000035 | 0.0001474 | 0.10 | 0.110 | 0.112 | 0.110 | 0.085 to 0.115 | 110 | 70 to 130 | 1.80 | 20 |

**Comments:** A major power failure occurred. Storage temperature exceeded six degrees Celsius for approximately five hours. Therefore, Sulfate result is qualified. LBM 11/17/20

Reported: 11/20/2020
Version: 3.1
COA_CCR

Alabama Power
General Test Laboratory
744 County Road 87, GSC #8
Calera, AL 35040

Alabama Power

# Batch QC Summary

**Customer Account:** WMWMILAPFB
**Sample Date:** 10/19/20 16:20
**Customer ID:**
**Delivery Date:** 10/21/20 09:47

**Description:** Miller Ash Pond Field Blank-4

**Laboratory ID Number:** BA19342

| Sample | Analysis | Units | MB | MB Limit | Spike | MS | Sample Duplicate | Standard | Standard Limit | Rec | Rec Limit | Prec | Prec Limit |
|---|---|---|---|---|---|---|---|---|---|---|---|---|---|
| BA19504 | Fluoride | mg/L | 0.0101 | 0.05 | 2.50 | 2.56 | 0.0444 | 2.58 | 2.25 to 2.75 | 102 | 80 to 120 | 0.00 | 20 |
| BA19510 | Solids, Dissolved | mg/L | 1.00 | 25 | | | 884 | 55.0 | 40 to 60 | | | 0.455 | 5 |
| BA19504 | Chloride | mg/L | 0.015 | 0.50 | 50.0 | 88.0 | 35.8 | 9.82 | 9 to 11 | 105 | 80 to 120 | 1.12 | 20 |
| BA19508 | Sulfate | mg/L | -0.559 | 0.50 | 640 | 846 | 272 | 18.2 | 18 to 22 | 90.3 | 80 to 120 | 1.48 | 20 |

**Comments:** A major power failure occurred. Storage temperature exceeded six degrees Celsius for approximately five hours. Therefore, Sulfate result is qualified. LBM 11/17/20

Alabama Power
General Test Laboratory
744 County Road 87, GSC #8
Calera, AL 35040

# Certificate Of Analysis

Alabama Power

**Description:** Miller Ash Pond - MW-14R

**Location Code:** WMWMILAP
**Collected:** 10/20/20 09:19
**Customer ID:**
**Submittal Date:** 10/21/20 09:47

**Laboratory ID Number:** BA19343

| Name | Prepared | Analyzed | Vio Spec | DF | Results | Units | MDL | RL | Q |
|---|---|---|---|---|---|---|---|---|---|
| ***Analytical Method: EPA 200.7*** | ***Analyst: RDA*** | | | | ***Preparation Method: EPA 1638*** | | | | |
| * Boron, Total | 11/3/20 09:00 | 11/4/20 09:56 | | 1.015 | 0.0773 | mg/L | 0.03 | 0.1 | J |
| * Calcium, Total | 11/3/20 09:00 | 11/4/20 09:56 | | 1.015 | 36.4 | mg/L | 0.1 | 0.5 | |
| * Iron, Total | 11/3/20 09:00 | 11/4/20 09:56 | | 1.015 | 3.68 | mg/L | 0.02 | 0.05 | |
| * Lithium, Total | 11/3/20 09:00 | 11/4/20 09:56 | | 1.015 | 0.0207 | mg/L | 0.01 | 0.02 | |
| * Magnesium, Total | 11/3/20 09:00 | 11/4/20 09:56 | | 1.015 | 15.5 | mg/L | 0.1 | 0.5 | |
| * Sodium, Total | 11/3/20 09:00 | 11/4/20 09:56 | | 1.015 | 11.6 | mg/L | 0.1 | 0.5 | |
| ***Analytical Method: EPA 200.7*** | ***Analyst: RDA*** | | | | | | | | |
| * Iron, Dissolved | 10/27/20 15:00 | 11/2/20 11:00 | | 1.015 | 3.53 | mg/L | 0.02 | 0.05 | |
| ***Analytical Method: EPA 200.8*** | ***Analyst: DLJ*** | | | | ***Preparation Method: EPA 1638*** | | | | |
| * Antimony, Total | 10/30/20 11:47 | 11/2/20 13:16 | | 1.015 | Not Detected | mg/L | 0.0008 | 0.003 | U |
| * Arsenic, Total | 10/30/20 11:47 | 11/2/20 13:16 | | 1.015 | Not Detected | mg/L | 0.001 | 0.005 | U |
| * Barium, Total | 10/30/20 11:47 | 11/2/20 13:16 | | 1.015 | 0.116 | mg/L | 0.002 | 0.01 | |
| * Beryllium, Total | 10/30/20 11:47 | 11/2/20 13:16 | | 1.015 | Not Detected | mg/L | 0.0006 | 0.003 | U |
| * Cadmium, Total | 10/30/20 11:47 | 11/2/20 13:16 | | 1.015 | Not Detected | mg/L | 0.0003 | 0.001 | U |
| * Chromium, Total | 10/30/20 11:47 | 11/2/20 13:16 | | 1.015 | Not Detected | mg/L | 0.002 | 0.01 | U |
| * Cobalt, Total | 10/30/20 11:47 | 11/2/20 13:16 | | 1.015 | Not Detected | mg/L | 0.002 | 0.005 | U |
| * Lead, Total | 10/30/20 11:47 | 11/2/20 13:16 | | 1.015 | Not Detected | mg/L | 0.001 | 0.005 | U |
| * Molybdenum, Total | 10/30/20 11:47 | 11/2/20 13:16 | | 1.015 | Not Detected | mg/L | 0.002 | 0.01 | U |
| * Potassium, Total | 10/30/20 11:47 | 11/2/20 13:16 | | 1.015 | 1.20 | mg/L | 0.3 | 2.5 | J |
| * Manganese, Total | 10/30/20 11:47 | 11/2/20 13:16 | | 1.015 | 0.201 | mg/L | 0.001 | 0.005 | |
| * Selenium, Total | 10/30/20 11:47 | 11/2/20 13:16 | | 1.015 | Not Detected | mg/L | 0.002 | 0.01 | U |
| * Thallium, Total | 10/30/20 11:47 | 11/2/20 13:16 | | 1.015 | Not Detected | mg/L | 0.0002 | 0.001 | U |
| ***Analytical Method: EPA 200.8*** | ***Analyst: DLJ*** | | | | | | | | |
| * Manganese, Dissolved | 11/2/20 13:48 | 11/4/20 14:52 | | 1.015 | 0.187 | mg/L | 0.001 | 0.005 | |
| ***Analytical Method: EPA 245.1*** | ***Analyst: ABB*** | | | | | | | | |
| * Mercury, Total by CVAA | 10/26/20 11:29 | 10/27/20 12:47 | | 1 | Not Detected | mg/L | 0.0003 | 0.0005 | U |
| ***Analytical Method: SM 2320 B*** | ***Analyst: JAG*** | | | | | | | | |
| Alkalinity, Total as CaCO3 | 10/28/20 10:55 | 10/28/20 11:50 | | 1 | 125 | mg/L | | 0.1 | |
| ***Analytical Method: SM 2540C*** | ***Analyst: TJW*** | | | | | | | | |
| * Solids, Dissolved | 10/22/20 16:10 | 10/26/20 14:50 | | 1 | 219 | mg/L | | 25 | |

MDL's and RL's are adjusted for sample dilution, as applicable

**Comments:** The client submitted filtered samples for dissolved analysis, but no MB or LCS were submitted. Therefore, dissolved data is qualified. A major power failure occurred. Storage temperature exceeded six degrees Celsius for approximately five hours. Therefore, Sulfate result is qualified. LBM 11/17/20

Reported: 11/20/2020
Version: 3.1
COA_CCR

Alabama Power
General Test Laboratory
744 County Road 87, GSC #8
Calera, AL 35040

# *Certificate Of Analysis*

Alabama Power

**Description:** Miller Ash Pond - MW-14R

**Location Code:** WMWMILAP
**Collected:** 10/20/20 09:19
**Customer ID:**
**Submittal Date:** 10/21/20 09:47

**Laboratory ID Number:** BA19343

| Name | Prepared | Analyzed | Vio Spec | DF | Results | Units | MDL | RL | Q |
|---|---|---|---|---|---|---|---|---|---|
| ***Analytical Method: SM 4500CO2 D*** | ***Analyst: JAG*** | | | | | | | | |
| Bicarbonate Alkalinity, (calc.) | 10/28/20 10:55 | 10/28/20 11:50 | | 1 | 125 | mg/L | | | |
| Carbonate Alkalinity, (calc.) | 10/28/20 10:55 | 10/28/20 11:50 | | 1 | 0.06 | mg/L | | | |
| ***Analytical Method: SM4500Cl E*** | ***Analyst: JCC*** | | | | | | | | |
| * Chloride | 10/28/20 12:24 | 10/28/20 12:24 | | 1 | 7.55 | mg/L | 0.50 | 1 | |
| ***Analytical Method: SM4500F G 2017*** | ***Analyst: JCC*** | | | | | | | | |
| * Fluoride | 10/30/20 12:58 | 10/30/20 12:58 | | 1 | 0.177 | mg/L | 0.06 | 0.1 | |
| ***Analytical Method: SM4500SO4 E 2011*** | ***Analyst: JCC*** | | | | | | | | |
| * Sulfate | 11/2/20 12:45 | 11/2/20 12:45 | | 2 | 39.3 | mg/L | 1.00 | 2 | |
| ***Analytical Method: Field Measurements*** | ***Analyst: DKG*** | | | | | | | | |
| Conductivity | 10/20/20 09:15 | 10/20/20 09:15 | | | 328.77 | uS/cm | | | FA |
| pH | 10/20/20 09:15 | 10/20/20 09:15 | | | 6.46 | SU | | | FA |
| Temperature | 10/20/20 09:15 | 10/20/20 09:15 | | | 17.61 | C | | | FA |
| Turbidity | 10/20/20 09:15 | 10/20/20 09:15 | | | 4.04 | NTU | | | FA |

MDL's and RL's are adjusted for sample dilution, as applicable

**Comments:** The client submitted filtered samples for dissolved analysis, but no MB or LCS were submitted. Therefore, dissolved data is qualified. A major power failure occurred. Storage temperature exceeded six degrees Celsius for approximately five hours. Therefore, Sulfate result is qualified. LBM 11/17/20

Reported: 11/20/2020
Version: 3.1
COA_CCR

Alabama Power
General Test Laboratory
744 County Road 87, GSC #8
Calera, AL 35040

# Batch QC Summary

Alabama Power

**Customer Account:** WMWMILAP
**Sample Date:** 10/20/20 09:19
**Customer ID:**
**Delivery Date:** 10/21/20 09:47

**Description:** Miller Ash Pond - MW-14R

**Laboratory ID Number:** BA19343

| Sample | Analysis | Units | MB | MB Limit | Spike | MS | MSD | Standard | Standard Limit | Rec | Rec Limit | Prec | Prec Limit |
|---|---|---|---|---|---|---|---|---|---|---|---|---|---|
| BA19505 | Sodium, Total | mg/L | 0.000853 | 0.044 | 5.00 | 44.0 | 45.8 | 5.02 | 4.25 to 5.75 | 60.0 | 70 to 130 | 4.01 | 20 |
| BA19505 | Calcium, Total | mg/L | -0.0000135 | 0.1518 | 5.00 | 142 | 148 | 5.05 | 4.25 to 5.75 | -40.0 | 70 to 130 | 4.14 | 20 |
| BA19505 | Iron, Total | mg/L | -0.000130 | 0.0176 | 0.2 | 9.67 | 10.1 | 0.201 | 0.17 to 0.23 | -145 | 70 to 130 | 4.35 | 20 |
| BA19505 | Thallium, Total | mg/L | -0.000125 | 0.0001474 | 0.10 | 0.107 | 0.108 | 0.107 | 0.085 to 0.115 | 107 | 70 to 130 | 0.930 | 20 |
| BA19505 | Arsenic, Total | mg/L | 0.0000143 | 0.0001474 | 0.10 | 0.113 | 0.110 | 0.110 | 0.085 to 0.115 | 113 | 70 to 130 | 2.69 | 20 |
| BA19505 | Boron, Total | mg/L | 0.000514 | 0.0650254 | 1.00 | 1.62 | 1.63 | 0.990 | 0.85 to 1.15 | 101 | 70 to 130 | 0.615 | 20 |
| BA19505 | Chromium, Total | mg/L | -0.0000783 | 0.00044 | 0.10 | 0.108 | 0.108 | 0.109 | 0.085 to 0.115 | 108 | 70 to 130 | 0.00 | 20 |
| BA19505 | Molybdenum, Total | mg/L | 0.0000111 | 0.0001474 | 0.10 | 0.107 | 0.107 | 0.104 | 0.085 to 0.115 | 107 | 70 to 130 | 0.00 | 20 |
| BA19505 | Cobalt, Total | mg/L | -0.000122 | 0.0001474 | 0.10 | 0.108 | 0.107 | 0.108 | 0.085 to 0.115 | 108 | 70 to 130 | 0.930 | 20 |
| BA19510 | Manganese, Dissolved | mg/L | -0.0000246 | 0.0001474 | 0.100 | 6.85 | 6.86 | 0.101 | 0.085 to 0.115 | 90.0 | 70 to 130 | 0.146 | 20 |
| BA19505 | Cadmium, Total | mg/L | 0.0000000 | 0.0001474 | 0.10 | 0.100 | 0.101 | 0.101 | 0.085 to 0.115 | 100 | 70 to 130 | 0.995 | 20 |
| BA19505 | Magnesium, Total | mg/L | 0.0000281 | 0.0462 | 5.00 | 47.4 | 49.5 | 5.09 | 4.25 to 5.75 | 56.0 | 70 to 130 | 4.33 | 20 |
| BA19505 | Selenium, Total | mg/L | 0.0000824 | 0.001 | 0.10 | 0.106 | 0.105 | 0.104 | 0.085 to 0.115 | 106 | 70 to 130 | 0.948 | 20 |
| BA19509 | Mercury, Total by CVAA | mg/L | 0.0000811 | 0.0005 | 0.004 | 0.00339 | 0.00329 | 0.00391 | 0.0034 to 0.0046 | 84.8 | 70 to 130 | 2.99 | 20 |
| BA19505 | Lithium, Total | mg/L | -0.000364 | 0.0154 | 0.20 | 0.296 | 0.301 | 0.192 | 0.17 to 0.23 | 108 | 70 to 130 | 1.68 | 20 |
| BA19505 | Manganese, Total | mg/L | 0.0000123 | 0.0001474 | 0.10 | 0.777 | 0.778 | 0.103 | 0.085 to 0.115 | 81.0 | 70 to 130 | 0.129 | 20 |
| BA19505 | Antimony, Total | mg/L | 0.000207 | 0.001 | 0.10 | 0.107 | 0.103 | 0.0995 | 0.085 to 0.115 | 107 | 70 to 130 | 3.81 | 20 |
| BA19505 | Lead, Total | mg/L | 0.0000035 | 0.0001474 | 0.10 | 0.110 | 0.112 | 0.110 | 0.085 to 0.115 | 110 | 70 to 130 | 1.80 | 20 |
| BA19510 | Iron, Dissolved | mg/L | 0.000685 | 0.0176 | 0.2 | 29.8 | 31.1 | 0.206 | 0.17 to 0.23 | -750 | 70 to 130 | 4.27 | 20 |
| BA19505 | Barium, Total | mg/L | -0.0000009 | 0.0002 | 0.10 | 0.135 | 0.129 | 0.102 | 0.085 to 0.115 | 105 | 70 to 130 | 4.55 | 20 |
| BA19505 | Beryllium, Total | mg/L | 0.0000033 | 0.00088 | 0.10 | 0.109 | 0.106 | 0.103 | 0.085 to 0.115 | 109 | 70 to 130 | 2.79 | 20 |
| BA19505 | Potassium, Total | mg/L | 0.0330 | 0.3674 | 10.0 | 12.3 | 12.4 | 10.5 | 8.5 to 11.5 | 107 | 70 to 130 | 0.810 | 20 |

**Comments:** The client submitted filtered samples for dissolved analysis, but no MB or LCS were submitted. Therefore, dissolved data is qualified. A major power failure occurred. Storage temperature exceeded six degrees Celsius for approximately five hours. Therefore, Sulfate result is qualified. LBM 11/17/20

Reported: 11/20/2020
Version: 3.1
COA_CCR

Alabama Power
General Test Laboratory
744 County Road 87, GSC #8
Calera, AL 35040

Alabama Power

# Batch QC Summary

**Customer Account:** WMWMILAP
**Sample Date:** 10/20/20 09:19
**Customer ID:**
**Delivery Date:** 10/21/20 09:47

**Description:** Miller Ash Pond - MW-14R

**Laboratory ID Number:** BA19343

| Sample | Analysis | Units | MB | MB Limit | Spike | MS | Sample Duplicate | Standard | Standard Limit | Rec | Rec Limit | Prec | Prec Limit |
|---|---|---|---|---|---|---|---|---|---|---|---|---|---|
| BA19510 | Alkalinity, Total as CaCO3 | mg/L | | | | | 51.6 | 52.3 | 45.0 to 55.0 | | | 3.62 | 10 |
| BA19504 | Chloride | mg/L | 0.015 | 0.50 | 50.0 | 88.0 | 35.8 | 9.82 | 9 to 11 | 105 | 80 to 120 | 1.12 | 20 |
| BA19508 | Sulfate | mg/L | -0.559 | 0.50 | 640 | 846 | 272 | 18.2 | 18 to 22 | 90.3 | 80 to 120 | 1.48 | 20 |
| BA19504 | Fluoride | mg/L | 0.0101 | 0.05 | 2.50 | 2.56 | 0.0444 | 2.58 | 2.25 to 2.75 | 102 | 80 to 120 | 0.00 | 20 |
| BA19510 | Solids, Dissolved | mg/L | 1.00 | 25 | | | 884 | 55.0 | 40 to 60 | | | 0.455 | 5 |

**Comments:** The client submitted filtered samples for dissolved analysis, but no MB or LCS were submitted. Therefore, dissolved data is qualified. A major power failure occurred. Storage temperature exceeded six degrees Celsius for approximately five hours. Therefore, Sulfate result is qualified. LBM 11/17/20

Reported: 11/20/2020
Version: 3.1
COA_CCR

Alabama Power
General Test Laboratory
744 County Road 87, GSC #8
Calera, AL 35040

# Certificate Of Analysis

Alabama Power

**Description:** Miller Ash Pond - MW-13SR

**Location Code:** WMWMILAP
**Collected:** 10/20/20 11:38
**Customer ID:**
**Submittal Date:** 10/21/20 09:47

**Laboratory ID Number:** BA19344

| Name | Prepared | Analyzed | Vio Spec | DF | Results | Units | MDL | RL | Q |
|---|---|---|---|---|---|---|---|---|---|
| ***Analytical Method: EPA 200.7*** | ***Analyst: RDA*** | | | | ***Preparation Method: EPA 1638*** | | | | |
| * Boron, Total | 11/3/20 09:00 | 11/4/20 09:59 | | 1.015 | 0.0541 | mg/L | 0.03 | 0.1 | J |
| * Calcium, Total | 11/3/20 09:00 | 11/4/20 09:59 | | 1.015 | 35.9 | mg/L | 0.1 | 0.5 | |
| * Iron, Total | 11/3/20 09:00 | 11/4/20 09:59 | | 1.015 | 2.14 | mg/L | 0.02 | 0.05 | |
| * Lithium, Total | 11/3/20 09:00 | 11/4/20 09:59 | | 1.015 | 0.0475 | mg/L | 0.01 | 0.02 | |
| * Magnesium, Total | 11/3/20 09:00 | 11/4/20 09:59 | | 1.015 | 24.9 | mg/L | 0.1 | 0.5 | |
| * Sodium, Total | 11/3/20 09:00 | 11/4/20 12:48 | | 50.75 | 130 | mg/L | 5.075 | 25.375 | |
| ***Analytical Method: EPA 200.7*** | ***Analyst: RDA*** | | | | | | | | |
| * Iron, Dissolved | 10/27/20 15:00 | 11/2/20 11:04 | | 1.015 | 1.49 | mg/L | 0.02 | 0.05 | |
| ***Analytical Method: EPA 200.8*** | ***Analyst: DLJ*** | | | | ***Preparation Method: EPA 1638*** | | | | |
| * Antimony, Total | 10/30/20 11:47 | 11/2/20 13:19 | | 1.015 | Not Detected | mg/L | 0.0008 | 0.003 | U |
| * Arsenic, Total | 10/30/20 11:47 | 11/2/20 13:19 | | 1.015 | Not Detected | mg/L | 0.001 | 0.005 | U |
| * Barium, Total | 10/30/20 11:47 | 11/2/20 13:19 | | 1.015 | 0.0466 | mg/L | 0.002 | 0.01 | |
| * Beryllium, Total | 10/30/20 11:47 | 11/2/20 13:19 | | 1.015 | Not Detected | mg/L | 0.0006 | 0.003 | U |
| * Cadmium, Total | 10/30/20 11:47 | 11/2/20 13:19 | | 1.015 | Not Detected | mg/L | 0.0003 | 0.001 | U |
| * Chromium, Total | 10/30/20 11:47 | 11/2/20 13:19 | | 1.015 | Not Detected | mg/L | 0.002 | 0.01 | U |
| * Cobalt, Total | 10/30/20 11:47 | 11/2/20 13:19 | | 1.015 | 0.0112 | mg/L | 0.002 | 0.005 | |
| * Lead, Total | 10/30/20 11:47 | 11/2/20 13:19 | | 1.015 | Not Detected | mg/L | 0.001 | 0.005 | U |
| * Molybdenum, Total | 10/30/20 11:47 | 11/2/20 13:19 | | 1.015 | 0.00311 | mg/L | 0.002 | 0.01 | J |
| * Potassium, Total | 10/30/20 11:47 | 11/2/20 13:19 | | 1.015 | 2.67 | mg/L | 0.3 | 2.5 | |
| * Manganese, Total | 10/30/20 11:47 | 11/2/20 13:19 | | 1.015 | 0.894 | mg/L | 0.001 | 0.005 | |
| * Selenium, Total | 10/30/20 11:47 | 11/2/20 13:19 | | 1.015 | Not Detected | mg/L | 0.002 | 0.01 | U |
| * Thallium, Total | 10/30/20 11:47 | 11/2/20 13:19 | | 1.015 | Not Detected | mg/L | 0.0002 | 0.001 | U |
| ***Analytical Method: EPA 200.8*** | ***Analyst: DLJ*** | | | | | | | | |
| * Manganese, Dissolved | 11/2/20 13:48 | 11/4/20 14:54 | | 1.015 | 0.858 | mg/L | 0.001 | 0.005 | |
| ***Analytical Method: EPA 245.1*** | ***Analyst: ABB*** | | | | | | | | |
| * Mercury, Total by CVAA | 10/26/20 11:29 | 10/27/20 12:49 | | 1 | Not Detected | mg/L | 0.0003 | 0.0005 | U |
| ***Analytical Method: SM 2320 B*** | ***Analyst: JAG*** | | | | | | | | |
| Alkalinity, Total as CaCO3 | 10/28/20 10:55 | 10/28/20 11:50 | | 1 | 157 | mg/L | | 0.1 | |
| ***Analytical Method: SM 2540C*** | ***Analyst: TJW*** | | | | | | | | |
| * Solids, Dissolved | 10/22/20 16:10 | 10/26/20 14:50 | | 1 | 604 | mg/L | | 50 | |

MDL's and RL's are adjusted for sample dilution, as applicable

**Comments:** The client submitted filtered samples for dissolved analysis, but no MB or LCS were submitted. Therefore, dissolved data is qualified. A major power failure occurred. Storage temperature exceeded six degrees Celsius for approximately five hours. Therefore, Sulfate result is qualified. LBM 11/17/20

Reported: 11/20/2020
Version: 3.1
COA_CCR

Alabama Power
General Test Laboratory
744 County Road 87, GSC #8
Calera, AL 35040

# *Certificate Of Analysis*

Alabama Power

**Description:** Miller Ash Pond - MW-13SR

**Location Code:** WMWMILAP
**Collected:** 10/20/20 11:38
**Customer ID:**
**Submittal Date:** 10/21/20 09:47

**Laboratory ID Number:** BA19344

| Name | Prepared | Analyzed | Vio Spec | DF | Results | Units | MDL | RL | Q |
|---|---|---|---|---|---|---|---|---|---|
| ***Analytical Method: SM 4500CO2 D*** | ***Analyst: JAG*** | | | | | | | | |
| Bicarbonate Alkalinity, (calc.) | 10/28/20 10:55 | 10/28/20 11:50 | | 1 | 157 | mg/L | | | |
| Carbonate Alkalinity, (calc.) | 10/28/20 10:55 | 10/28/20 11:50 | | 1 | 0.05 | mg/L | | | |
| ***Analytical Method: SM4500Cl E*** | ***Analyst: JCC*** | | | | | | | | |
| * Chloride | 10/28/20 12:25 | 10/28/20 12:25 | | 1 | 10.6 | mg/L | 0.50 | 1 | |
| ***Analytical Method: SM4500F G 2017*** | ***Analyst: JCC*** | | | | | | | | |
| * Fluoride | 10/30/20 12:59 | 10/30/20 12:59 | | 1 | 0.434 | mg/L | 0.06 | 0.1 | |
| ***Analytical Method: SM4500SO4 E 2011*** | ***Analyst: JCC*** | | | | | | | | |
| * Sulfate | 11/2/20 12:46 | 11/2/20 12:46 | | 20 | 285 | mg/L | 10.00 | 20 | |
| ***Analytical Method: Field Measurements*** | ***Analyst: DKG*** | | | | | | | | |
| Conductivity | 10/20/20 11:35 | 10/20/20 11:35 | | | 878.93 | uS/cm | | | FA |
| pH | 10/20/20 11:35 | 10/20/20 11:35 | | | 6.28 | SU | | | FA |
| Temperature | 10/20/20 11:35 | 10/20/20 11:35 | | | 20.04 | C | | | FA |
| Turbidity | 10/20/20 11:35 | 10/20/20 11:35 | | | 7.6 | NTU | | | FA |

MDL's and RL's are adjusted for sample dilution, as applicable

**Comments:** The client submitted filtered samples for dissolved analysis, but no MB or LCS were submitted. Therefore, dissolved data is qualified. A major power failure occurred. Storage temperature exceeded six degrees Celsius for approximately five hours. Therefore, Sulfate result is qualified. LBM 11/17/20

Reported: 11/20/2020
Version: 3.1
COA_CCR

Alabama Power
General Test Laboratory
744 County Road 87, GSC #8
Calera, AL 35040

# Batch QC Summary

Alabama Power

**Customer Account:** WMWMILAP
**Sample Date:** 10/20/20 11:38
**Customer ID:**
**Delivery Date:** 10/21/20 09:47

**Description:** Miller Ash Pond - MW-13SR

**Laboratory ID Number:** BA19344

| Sample | Analysis | Units | MB | MB Limit | Spike | MS | MSD | Standard | Standard Limit | Rec | Rec Limit | Prec | Prec Limit |
|---|---|---|---|---|---|---|---|---|---|---|---|---|---|
| BA19505 | Sodium, Total | mg/L | 0.000853 | 0.044 | 5.00 | 44.0 | 45.8 | 5.02 | 4.25 to 5.75 | 60.0 | 70 to 130 | 4.01 | 20 |
| BA19505 | Arsenic, Total | mg/L | 0.0000143 | 0.0001474 | 0.10 | 0.113 | 0.110 | 0.110 | 0.085 to 0.115 | 113 | 70 to 130 | 2.69 | 20 |
| BA19505 | Boron, Total | mg/L | 0.000514 | 0.0650254 | 1.00 | 1.62 | 1.63 | 0.990 | 0.85 to 1.15 | 101 | 70 to 130 | 0.615 | 20 |
| BA19505 | Chromium, Total | mg/L | -0.0000783 | 0.00044 | 0.10 | 0.108 | 0.108 | 0.109 | 0.085 to 0.115 | 108 | 70 to 130 | 0.00 | 20 |
| BA19505 | Molybdenum, Total | mg/L | 0.0000111 | 0.0001474 | 0.10 | 0.107 | 0.107 | 0.104 | 0.085 to 0.115 | 107 | 70 to 130 | 0.00 | 20 |
| BA19505 | Cobalt, Total | mg/L | -0.000122 | 0.0001474 | 0.10 | 0.108 | 0.107 | 0.108 | 0.085 to 0.115 | 108 | 70 to 130 | 0.930 | 20 |
| BA19510 | Manganese, Dissolved | mg/L | -0.0000246 | 0.0001474 | 0.100 | 6.85 | 6.86 | 0.101 | 0.085 to 0.115 | 90.0 | 70 to 130 | 0.146 | 20 |
| BA19505 | Lead, Total | mg/L | 0.0000035 | 0.0001474 | 0.10 | 0.110 | 0.112 | 0.110 | 0.085 to 0.115 | 110 | 70 to 130 | 1.80 | 20 |
| BA19510 | Iron, Dissolved | mg/L | 0.000685 | 0.0176 | 0.2 | 29.8 | 31.1 | 0.206 | 0.17 to 0.23 | -750 | 70 to 130 | 4.27 | 20 |
| BA19505 | Lithium, Total | mg/L | -0.000364 | 0.0154 | 0.20 | 0.296 | 0.301 | 0.192 | 0.17 to 0.23 | 108 | 70 to 130 | 1.68 | 20 |
| BA19505 | Manganese, Total | mg/L | 0.0000123 | 0.0001474 | 0.10 | 0.777 | 0.778 | 0.103 | 0.085 to 0.115 | 81.0 | 70 to 130 | 0.129 | 20 |
| BA19505 | Antimony, Total | mg/L | 0.000207 | 0.001 | 0.10 | 0.107 | 0.103 | 0.0995 | 0.085 to 0.115 | 107 | 70 to 130 | 3.81 | 20 |
| BA19505 | Barium, Total | mg/L | -0.0000009 | 0.0002 | 0.10 | 0.135 | 0.129 | 0.102 | 0.085 to 0.115 | 105 | 70 to 130 | 4.55 | 20 |
| BA19505 | Beryllium, Total | mg/L | 0.0000033 | 0.00088 | 0.10 | 0.109 | 0.106 | 0.103 | 0.085 to 0.115 | 109 | 70 to 130 | 2.79 | 20 |
| BA19505 | Potassium, Total | mg/L | 0.0330 | 0.3674 | 10.0 | 12.3 | 12.4 | 10.5 | 8.5 to 11.5 | 107 | 70 to 130 | 0.810 | 20 |
| BA19505 | Cadmium, Total | mg/L | 0.0000000 | 0.0001474 | 0.10 | 0.100 | 0.101 | 0.101 | 0.085 to 0.115 | 100 | 70 to 130 | 0.995 | 20 |
| BA19505 | Magnesium, Total | mg/L | 0.0000281 | 0.0462 | 5.00 | 47.4 | 49.5 | 5.09 | 4.25 to 5.75 | 56.0 | 70 to 130 | 4.33 | 20 |
| BA19505 | Selenium, Total | mg/L | 0.0000824 | 0.001 | 0.10 | 0.106 | 0.105 | 0.104 | 0.085 to 0.115 | 106 | 70 to 130 | 0.948 | 20 |
| BA19509 | Mercury, Total by CVAA | mg/L | 0.0000811 | 0.0005 | 0.004 | 0.00339 | 0.00329 | 0.00391 | 0.0034 to 0.0046 | 84.8 | 70 to 130 | 2.99 | 20 |
| BA19505 | Calcium, Total | mg/L | -0.0000135 | 0.1518 | 5.00 | 142 | 148 | 5.05 | 4.25 to 5.75 | -40.0 | 70 to 130 | 4.14 | 20 |
| BA19505 | Iron, Total | mg/L | -0.000130 | 0.0176 | 0.2 | 9.67 | 10.1 | 0.201 | 0.17 to 0.23 | -145 | 70 to 130 | 4.35 | 20 |
| BA19505 | Thallium, Total | mg/L | -0.000125 | 0.0001474 | 0.10 | 0.107 | 0.108 | 0.107 | 0.085 to 0.115 | 107 | 70 to 130 | 0.930 | 20 |

**Comments:** The client submitted filtered samples for dissolved analysis, but no MB or LCS were submitted. Therefore, dissolved data is qualified. A major power failure occurred. Storage temperature exceeded six degrees Celsius for approximately five hours. Therefore, Sulfate result is qualified. LBM 11/17/20

Reported: 11/20/2020
Version: 3.1
COA_CCR

Alabama Power
General Test Laboratory
744 County Road 87, GSC #8
Calera, AL 35040

Alabama Power

# Batch QC Summary

**Customer Account:** WMWMILAP
**Sample Date:** 10/20/20 11:38
**Customer ID:**
**Delivery Date:** 10/21/20 09:47

**Description:** Miller Ash Pond - MW-13SR

**Laboratory ID Number:** BA19344

| Sample | Analysis | Units | MB | MB Limit | Spike | MS | Sample Duplicate | Standard | Standard Limit | Rec | Rec Limit | Prec | Prec Limit |
|---|---|---|---|---|---|---|---|---|---|---|---|---|---|
| BA19510 | Alkalinity, Total as CaCO3 | mg/L | | | | | 51.6 | 52.3 | 45.0 to 55.0 | | | 3.62 | 10 |
| BA19504 | Fluoride | mg/L | 0.0101 | 0.05 | 2.50 | 2.56 | 0.0444 | 2.58 | 2.25 to 2.75 | 102 | 80 to 120 | 0.00 | 20 |
| BA19510 | Solids, Dissolved | mg/L | 1.00 | 25 | | | 884 | 55.0 | 40 to 60 | | | 0.455 | 5 |
| BA19504 | Chloride | mg/L | 0.015 | 0.50 | 50.0 | 88.0 | 35.8 | 9.82 | 9 to 11 | 105 | 80 to 120 | 1.12 | 20 |
| BA19508 | Sulfate | mg/L | -0.559 | 0.50 | 640 | 846 | 272 | 18.2 | 18 to 22 | 90.3 | 80 to 120 | 1.48 | 20 |

**Comments:** The client submitted filtered samples for dissolved analysis, but no MB or LCS were submitted. Therefore, dissolved data is qualified. A major power failure occurred. Storage temperature exceeded six degrees Celsius for approximately five hours. Therefore, Sulfate result is qualified. LBM 11/17/20

Reported: 11/20/2020
Version: 3.1
COA_CCR

Alabama Power
General Test Laboratory
744 County Road 87, GSC #8
Calera, AL 35040

# Certificate Of Analysis

Alabama Power

**Description:** Miller Ash Pond - MW-13DR

**Location Code:** WMWMILAP
**Collected:** 10/20/20 13:49
**Customer ID:**
**Submittal Date:** 10/21/20 09:47

**Laboratory ID Number:** BA19345

| Name | Prepared | Analyzed | Vio Spec | DF | Results | Units | MDL | RL | Q |
|---|---|---|---|---|---|---|---|---|---|
| ***Analytical Method: EPA 200.7*** | ***Analyst: RDA*** | | | | ***Preparation Method: EPA 1638*** | | | | |
| * Boron, Total | 11/3/20 09:00 | 11/4/20 10:04 | | 1.015 | 0.0304 | mg/L | 0.03 | 0.1 | J |
| * Calcium, Total | 11/3/20 09:00 | 11/4/20 12:52 | | 10.15 | 46.7 | mg/L | 1.015 | 5.075 | |
| * Iron, Total | 11/3/20 09:00 | 11/4/20 10:04 | | 1.015 | 0.551 | mg/L | 0.02 | 0.05 | |
| * Lithium, Total | 11/3/20 09:00 | 11/4/20 10:04 | | 1.015 | 0.0343 | mg/L | 0.01 | 0.02 | |
| * Magnesium, Total | 11/3/20 09:00 | 11/4/20 10:04 | | 1.015 | 22.2 | mg/L | 0.1 | 0.5 | |
| * Sodium, Total | 11/3/20 09:00 | 11/4/20 10:04 | | 1.015 | 27.3 | mg/L | 0.1 | 0.5 | |
| ***Analytical Method: EPA 200.7*** | ***Analyst: RDA*** | | | | | | | | |
| * Iron, Dissolved | 10/27/20 15:00 | 11/2/20 11:07 | | 1.015 | 0.407 | mg/L | 0.02 | 0.05 | |
| ***Analytical Method: EPA 200.8*** | ***Analyst: DLJ*** | | | | ***Preparation Method: EPA 1638*** | | | | |
| * Antimony, Total | 10/30/20 11:47 | 11/2/20 13:21 | | 1.015 | Not Detected | mg/L | 0.0008 | 0.003 | U |
| * Arsenic, Total | 10/30/20 11:47 | 11/2/20 13:21 | | 1.015 | Not Detected | mg/L | 0.001 | 0.005 | U |
| * Barium, Total | 10/30/20 11:47 | 11/2/20 13:21 | | 1.015 | 0.144 | mg/L | 0.002 | 0.01 | |
| * Beryllium, Total | 10/30/20 11:47 | 11/2/20 13:21 | | 1.015 | Not Detected | mg/L | 0.0006 | 0.003 | U |
| * Cadmium, Total | 10/30/20 11:47 | 11/2/20 13:21 | | 1.015 | Not Detected | mg/L | 0.0003 | 0.001 | U |
| * Chromium, Total | 10/30/20 11:47 | 11/2/20 13:21 | | 1.015 | Not Detected | mg/L | 0.002 | 0.01 | U |
| * Cobalt, Total | 10/30/20 11:47 | 11/2/20 13:21 | | 1.015 | Not Detected | mg/L | 0.002 | 0.005 | U |
| * Lead, Total | 10/30/20 11:47 | 11/2/20 13:21 | | 1.015 | Not Detected | mg/L | 0.001 | 0.005 | U |
| * Molybdenum, Total | 10/30/20 11:47 | 11/2/20 13:21 | | 1.015 | 0.00206 | mg/L | 0.002 | 0.01 | J |
| * Potassium, Total | 10/30/20 11:47 | 11/2/20 13:21 | | 1.015 | 2.03 | mg/L | 0.3 | 2.5 | J |
| * Manganese, Total | 10/30/20 11:47 | 11/2/20 13:21 | | 1.015 | 0.131 | mg/L | 0.001 | 0.005 | |
| * Selenium, Total | 10/30/20 11:47 | 11/2/20 13:21 | | 1.015 | Not Detected | mg/L | 0.002 | 0.01 | U |
| * Thallium, Total | 10/30/20 11:47 | 11/2/20 13:21 | | 1.015 | Not Detected | mg/L | 0.0002 | 0.001 | U |
| ***Analytical Method: EPA 200.8*** | ***Analyst: DLJ*** | | | | | | | | |
| * Manganese, Dissolved | 11/2/20 13:48 | 11/4/20 14:57 | | 1.015 | 0.119 | mg/L | 0.001 | 0.005 | |
| ***Analytical Method: EPA 245.1*** | ***Analyst: ABB*** | | | | | | | | |
| * Mercury, Total by CVAA | 10/26/20 11:29 | 10/27/20 12:51 | | 1 | Not Detected | mg/L | 0.0003 | 0.0005 | U |
| ***Analytical Method: SM 2320 B*** | ***Analyst: JAG*** | | | | | | | | |
| Alkalinity, Total as CaCO3 | 10/28/20 10:55 | 10/28/20 11:50 | | 1 | 180 | mg/L | | 0.1 | |
| ***Analytical Method: SM 2540C*** | ***Analyst: TJW*** | | | | | | | | |
| * Solids, Dissolved | 10/26/20 13:35 | 11/3/20 11:25 | | 1 | 314 | mg/L | | 25 | |

MDL's and RL's are adjusted for sample dilution, as applicable

**Comments:** The client submitted filtered samples for dissolved analysis, but no MB or LCS were submitted. Therefore, dissolved data is qualified. A major power failure occurred. Storage temperature exceeded six degrees Celsius for approximately five hours. Therefore, Sulfate result is qualified. LBM 11/17/20

Reported: 11/20/2020
Version: 3.1
COA_CCR

Alabama Power
General Test Laboratory
744 County Road 87, GSC #8
Calera, AL 35040

# *Certificate Of Analysis*

Alabama Power

**Description:** Miller Ash Pond - MW-13DR

**Location Code:** WMWMILAP
**Collected:** 10/20/20 13:49
**Customer ID:**
**Submittal Date:** 10/21/20 09:47

**Laboratory ID Number:** BA19345

| Name | Prepared | Analyzed | Vio Spec | DF | Results | Units | MDL | RL | Q |
|---|---|---|---|---|---|---|---|---|---|
| ***Analytical Method: SM 4500CO2 D*** | ***Analyst: JAG*** | | | | | | | | |
| Bicarbonate Alkalinity, (calc.) | 10/28/20 10:55 | 10/28/20 11:50 | | 1 | 180 | mg/L | | | |
| Carbonate Alkalinity, (calc.) | 10/28/20 10:55 | 10/28/20 11:50 | | 1 | 0.17 | mg/L | | | |
| ***Analytical Method: SM4500Cl E*** | ***Analyst: JCC*** | | | | | | | | |
| * Chloride | 10/28/20 12:27 | 10/28/20 12:27 | | 1 | 13.8 | mg/L | 0.50 | 1 | |
| ***Analytical Method: SM4500F G 2017*** | ***Analyst: JCC*** | | | | | | | | |
| * Fluoride | 10/30/20 13:00 | 10/30/20 13:00 | | 1 | 0.146 | mg/L | 0.06 | 0.1 | |
| ***Analytical Method: SM4500SO4 E 2011*** | ***Analyst: JCC*** | | | | | | | | |
| * Sulfate | 11/2/20 12:48 | 11/2/20 12:48 | | 4 | 65.8 | mg/L | 2.00 | 4 | |
| ***Analytical Method: Field Measurements*** | ***Analyst: DKG*** | | | | | | | | |
| Conductivity | 10/20/20 13:45 | 10/20/20 13:45 | | | 486.82 | uS/cm | | | FA |
| pH | 10/20/20 13:45 | 10/20/20 13:45 | | | 6.81 | SU | | | FA |
| Temperature | 10/20/20 13:45 | 10/20/20 13:45 | | | 20.72 | C | | | FA |
| Turbidity | 10/20/20 13:45 | 10/20/20 13:45 | | | 2.26 | NTU | | | FA |

MDL's and RL's are adjusted for sample dilution, as applicable

**Comments:** The client submitted filtered samples for dissolved analysis, but no MB or LCS were submitted. Therefore, dissolved data is qualified. A major power failure occurred. Storage temperature exceeded six degrees Celsius for approximately five hours. Therefore, Sulfate result is qualified. LBM 11/17/20

Reported: 11/20/2020
Version: 3.1
COA_CCR

Alabama Power
General Test Laboratory
744 County Road 87, GSC #8
Calera, AL 35040

# Batch QC Summary

Alabama Power

**Customer Account:** WMWMILAP
**Sample Date:** 10/20/20 13:49
**Customer ID:**
**Delivery Date:** 10/21/20 09:47

**Description:** Miller Ash Pond - MW-13DR

**Laboratory ID Number:** BA19345

| Sample | Analysis | Units | MB | MB Limit | Spike | MS | MSD | Standard | Standard Limit | Rec | Rec Limit | Prec | Prec Limit |
|---|---|---|---|---|---|---|---|---|---|---|---|---|---|
| BA19505 | Sodium, Total | mg/L | 0.000853 | 0.044 | 5.00 | 44.0 | 45.8 | 5.02 | 4.25 to 5.75 | 60.0 | 70 to 130 | 4.01 | 20 |
| BA19505 | Calcium, Total | mg/L | -0.0000135 | 0.1518 | 5.00 | 142 | 148 | 5.05 | 4.25 to 5.75 | -40.0 | 70 to 130 | 4.14 | 20 |
| BA19505 | Iron, Total | mg/L | -0.000130 | 0.0176 | 0.2 | 9.67 | 10.1 | 0.201 | 0.17 to 0.23 | -145 | 70 to 130 | 4.35 | 20 |
| BA19505 | Thallium, Total | mg/L | -0.000125 | 0.0001474 | 0.10 | 0.107 | 0.108 | 0.107 | 0.085 to 0.115 | 107 | 70 to 130 | 0.930 | 20 |
| BA19505 | Barium, Total | mg/L | -0.0000009 | 0.0002 | 0.10 | 0.135 | 0.129 | 0.102 | 0.085 to 0.115 | 105 | 70 to 130 | 4.55 | 20 |
| BA19505 | Beryllium, Total | mg/L | 0.0000033 | 0.00088 | 0.10 | 0.109 | 0.106 | 0.103 | 0.085 to 0.115 | 109 | 70 to 130 | 2.79 | 20 |
| BA19505 | Potassium, Total | mg/L | 0.0330 | 0.3674 | 10.0 | 12.3 | 12.4 | 10.5 | 8.5 to 11.5 | 107 | 70 to 130 | 0.810 | 20 |
| BA19505 | Arsenic, Total | mg/L | 0.0000143 | 0.0001474 | 0.10 | 0.113 | 0.110 | 0.110 | 0.085 to 0.115 | 113 | 70 to 130 | 2.69 | 20 |
| BA19505 | Boron, Total | mg/L | 0.000514 | 0.0650254 | 1.00 | 1.62 | 1.63 | 0.990 | 0.85 to 1.15 | 101 | 70 to 130 | 0.615 | 20 |
| BA19505 | Chromium, Total | mg/L | -0.0000783 | 0.00044 | 0.10 | 0.108 | 0.108 | 0.109 | 0.085 to 0.115 | 108 | 70 to 130 | 0.00 | 20 |
| BA19505 | Molybdenum, Total | mg/L | 0.0000111 | 0.0001474 | 0.10 | 0.107 | 0.107 | 0.104 | 0.085 to 0.115 | 107 | 70 to 130 | 0.00 | 20 |
| BA19505 | Cobalt, Total | mg/L | -0.000122 | 0.0001474 | 0.10 | 0.108 | 0.107 | 0.108 | 0.085 to 0.115 | 108 | 70 to 130 | 0.930 | 20 |
| BA19510 | Manganese, Dissolved | mg/L | -0.0000246 | 0.0001474 | 0.100 | 6.85 | 6.86 | 0.101 | 0.085 to 0.115 | 90.0 | 70 to 130 | 0.146 | 20 |
| BA19505 | Cadmium, Total | mg/L | 0.0000000 | 0.0001474 | 0.10 | 0.100 | 0.101 | 0.101 | 0.085 to 0.115 | 100 | 70 to 130 | 0.995 | 20 |
| BA19505 | Magnesium, Total | mg/L | 0.0000281 | 0.0462 | 5.00 | 47.4 | 49.5 | 5.09 | 4.25 to 5.75 | 56.0 | 70 to 130 | 4.33 | 20 |
| BA19505 | Selenium, Total | mg/L | 0.0000824 | 0.001 | 0.10 | 0.106 | 0.105 | 0.104 | 0.085 to 0.115 | 106 | 70 to 130 | 0.948 | 20 |
| BA19509 | Mercury, Total by CVAA | mg/L | 0.0000811 | 0.0005 | 0.004 | 0.00339 | 0.00329 | 0.00391 | 0.0034 to 0.0046 | 84.8 | 70 to 130 | 2.99 | 20 |
| BA19505 | Lithium, Total | mg/L | -0.000364 | 0.0154 | 0.20 | 0.296 | 0.301 | 0.192 | 0.17 to 0.23 | 108 | 70 to 130 | 1.68 | 20 |
| BA19505 | Manganese, Total | mg/L | 0.0000123 | 0.0001474 | 0.10 | 0.777 | 0.778 | 0.103 | 0.085 to 0.115 | 81.0 | 70 to 130 | 0.129 | 20 |
| BA19505 | Antimony, Total | mg/L | 0.000207 | 0.001 | 0.10 | 0.107 | 0.103 | 0.0995 | 0.085 to 0.115 | 107 | 70 to 130 | 3.81 | 20 |
| BA19505 | Lead, Total | mg/L | 0.0000035 | 0.0001474 | 0.10 | 0.110 | 0.112 | 0.110 | 0.085 to 0.115 | 110 | 70 to 130 | 1.80 | 20 |
| BA19510 | Iron, Dissolved | mg/L | 0.000685 | 0.0176 | 0.2 | 29.8 | 31.1 | 0.206 | 0.17 to 0.23 | -750 | 70 to 130 | 4.27 | 20 |

**Comments:** The client submitted filtered samples for dissolved analysis, but no MB or LCS were submitted. Therefore, dissolved data is qualified. A major power failure occurred. Storage temperature exceeded six degrees Celsius for approximately five hours. Therefore, Sulfate result is qualified. LBM 11/17/20

Reported: 11/20/2020
Version: 3.1
COA_CCR

Alabama Power
General Test Laboratory
744 County Road 87, GSC #8
Calera, AL 35040

Alabama Power

# Batch QC Summary

**Customer Account:** WMWMILAP
**Sample Date:** 10/20/20 13:49
**Customer ID:**
**Delivery Date:** 10/21/20 09:47

**Description:** Miller Ash Pond - MW-13DR

**Laboratory ID Number:** BA19345

| Sample | Analysis | Units | MB | MB Limit | Spike | MS | Sample Duplicate | Standard | Standard Limit | Rec | Rec Limit | Prec | Prec Limit |
|---|---|---|---|---|---|---|---|---|---|---|---|---|---|
| BA19512 | Solids, Dissolved | mg/L | 1.00 | 25 | | | 622 | 56.0 | 40 to 60 | | | 2.30 | 5 |
| BA19504 | Fluoride | mg/L | 0.0101 | 0.05 | 2.50 | 2.56 | 0.0444 | 2.58 | 2.25 to 2.75 | 102 | 80 to 120 | 0.00 | 20 |
| BA19510 | Alkalinity, Total as CaCO3 | mg/L | | | | | 51.6 | 52.3 | 45.0 to 55.0 | | | 3.62 | 10 |
| BA19504 | Chloride | mg/L | 0.015 | 0.50 | 50.0 | 88.0 | 35.8 | 9.82 | 9 to 11 | 105 | 80 to 120 | 1.12 | 20 |
| BA19508 | Sulfate | mg/L | -0.559 | 0.50 | 640 | 846 | 272 | 18.2 | 18 to 22 | 90.3 | 80 to 120 | 1.48 | 20 |

**Comments:** The client submitted filtered samples for dissolved analysis, but no MB or LCS were submitted. Therefore, dissolved data is qualified. A major power failure occurred. Storage temperature exceeded six degrees Celsius for approximately five hours. Therefore, Sulfate result is qualified. LBM 11/17/20

Reported: 11/20/2020
Version: 3.1
COA_CCR

Alabama Power
General Test Laboratory
744 County Road 87, GSC #8
Calera, AL 35040

# Certificate Of Analysis

Alabama Power

**Description:** Miller Ash Pond - MW-20HS

**Location Code:** WMWMILAP
**Collected:** 10/19/20 11:50
**Customer ID:**
**Submittal Date:** 10/22/20 11:14

**Laboratory ID Number:** BA19504

| Name | Prepared | Analyzed | Vio Spec | DF | Results | Units | MDL | RL | Q |
|---|---|---|---|---|---|---|---|---|---|
| ***Analytical Method: EPA 200.7*** | ***Analyst: RDA*** | | | | ***Preparation Method: EPA 1638*** | | | | |
| * Boron, Total | 11/3/20 09:00 | 11/4/20 10:07 | | 1.015 | 0.615 | mg/L | 0.03 | 0.1 | |
| * Calcium, Total | 11/3/20 09:00 | 11/4/20 12:55 | | 10.15 | 145 | mg/L | 1.015 | 5.075 | |
| * Iron, Total | 11/3/20 09:00 | 11/4/20 12:55 | | 10.15 | 10.0 | mg/L | 0.203 | 0.5075 | |
| * Lithium, Total | 11/3/20 09:00 | 11/4/20 10:07 | | 1.015 | 0.0797 | mg/L | 0.01 | 0.02 | |
| * Magnesium, Total | 11/3/20 09:00 | 11/4/20 12:55 | | 10.15 | 44.6 | mg/L | 1.015 | 5.075 | |
| * Sodium, Total | 11/3/20 09:00 | 11/4/20 12:55 | | 10.15 | 41.3 | mg/L | 1.015 | 5.075 | |
| ***Analytical Method: EPA 200.7*** | ***Analyst: RDA*** | | | | | | | | |
| * Iron, Dissolved | 10/27/20 15:00 | 11/2/20 12:51 | | 10.15 | 10.3 | mg/L | 0.203 | 0.5075 | |
| ***Analytical Method: EPA 200.8*** | ***Analyst: DLJ*** | | | | ***Preparation Method: EPA 1638*** | | | | |
| * Antimony, Total | 10/30/20 11:47 | 11/2/20 13:24 | | 1.015 | Not Detected | mg/L | 0.0008 | 0.003 | U |
| * Arsenic, Total | 10/30/20 11:47 | 11/2/20 13:24 | | 1.015 | Not Detected | mg/L | 0.001 | 0.005 | U |
| * Barium, Total | 10/30/20 11:47 | 11/2/20 13:24 | | 1.015 | 0.0283 | mg/L | 0.002 | 0.01 | |
| * Beryllium, Total | 10/30/20 11:47 | 11/2/20 13:24 | | 1.015 | Not Detected | mg/L | 0.0006 | 0.003 | U |
| * Cadmium, Total | 10/30/20 11:47 | 11/2/20 13:24 | | 1.015 | Not Detected | mg/L | 0.0003 | 0.001 | U |
| * Chromium, Total | 10/30/20 11:47 | 11/2/20 13:24 | | 1.015 | Not Detected | mg/L | 0.002 | 0.01 | U |
| * Cobalt, Total | 10/30/20 11:47 | 11/2/20 13:24 | | 1.015 | Not Detected | mg/L | 0.002 | 0.005 | U |
| * Lead, Total | 10/30/20 11:47 | 11/2/20 13:24 | | 1.015 | Not Detected | mg/L | 0.001 | 0.005 | U |
| * Molybdenum, Total | 10/30/20 11:47 | 11/2/20 13:24 | | 1.015 | Not Detected | mg/L | 0.002 | 0.01 | U |
| * Potassium, Total | 10/30/20 11:47 | 11/2/20 13:24 | | 1.015 | 1.57 | mg/L | 0.3 | 2.5 | J |
| * Manganese, Total | 10/30/20 11:47 | 11/2/20 13:24 | | 1.015 | 0.697 | mg/L | 0.001 | 0.005 | |
| * Selenium, Total | 10/30/20 11:47 | 11/2/20 13:24 | | 1.015 | Not Detected | mg/L | 0.002 | 0.01 | U |
| * Thallium, Total | 10/30/20 11:47 | 11/2/20 13:24 | | 1.015 | Not Detected | mg/L | 0.0002 | 0.001 | U |
| ***Analytical Method: EPA 200.8*** | ***Analyst: DLJ*** | | | | | | | | |
| * Manganese, Dissolved | 11/2/20 13:48 | 11/4/20 15:00 | | 1.015 | 0.635 | mg/L | 0.001 | 0.005 | |
| ***Analytical Method: EPA 245.1*** | ***Analyst: ABB*** | | | | | | | | |
| * Mercury, Total by CVAA | 10/26/20 11:29 | 10/27/20 12:54 | | 1 | Not Detected | mg/L | 0.0003 | 0.0005 | U |
| ***Analytical Method: SM 2320 B*** | ***Analyst: JAG*** | | | | | | | | |
| Alkalinity, Total as CaCO3 | 10/28/20 10:55 | 10/28/20 11:50 | | 1 | 68.7 | mg/L | | 0.1 | |
| ***Analytical Method: SM 2540C*** | ***Analyst: TJW*** | | | | | | | | |
| * Solids, Dissolved | 10/22/20 16:10 | 10/26/20 14:50 | | 1 | 862 | mg/L | | 50 | |

MDL's and RL's are adjusted for sample dilution, as applicable

**Comments:** The client submitted filtered samples for dissolved analysis, but no MB or LCS were submitted. Therefore, dissolved data is qualified. A major power failure occurred. Storage temperature exceeded six degrees Celsius for approximately five hours. Therefore, Sulfate result is qualified. LBM 11/17/20

Reported: 11/20/2020
Version: 3.1
COA_CCR

Alabama Power
General Test Laboratory
744 County Road 87, GSC #8
Calera, AL 35040

# *Certificate Of Analysis*

Alabama Power

**Description:** Miller Ash Pond - MW-20HS

**Location Code:** WMWMILAP
**Collected:** 10/19/20 11:50
**Customer ID:**
**Submittal Date:** 10/22/20 11:14

**Laboratory ID Number:** BA19504

| Name | Prepared | Analyzed | Vio Spec | DF | Results | Units | MDL | RL | Q |
|---|---|---|---|---|---|---|---|---|---|
| ***Analytical Method: SM 4500CO2 D*** | ***Analyst: JAG*** | | | | | | | | |
| Bicarbonate Alkalinity, (calc.) | 10/28/20 10:55 | 10/28/20 11:50 | | 1 | 68.7 | mg/L | | | |
| Carbonate Alkalinity, (calc.) | 10/28/20 10:55 | 10/28/20 11:50 | | 1 | 0.03 | mg/L | | | |
| ***Analytical Method: SM4500Cl E*** | ***Analyst: JCC*** | | | | | | | | |
| * Chloride | 10/28/20 12:40 | 10/28/20 12:40 | | 5 | 35.4 | mg/L | 2.50 | 5 | |
| ***Analytical Method: SM4500F G 2017*** | ***Analyst: JCC*** | | | | | | | | |
| * Fluoride | 10/30/20 13:01 | 10/30/20 13:01 | | 1 | Not Detected | mg/L | 0.06 | 0.1 | U |
| ***Analytical Method: SM4500SO4 E 2011*** | ***Analyst: JCC*** | | | | | | | | |
| * Sulfate | 11/2/20 12:49 | 11/2/20 12:49 | | 32 | 475 | mg/L | 16.00 | 32 | |
| ***Analytical Method: Field Measurements*** | ***Analyst: TJD*** | | | | | | | | |
| Conductivity | 10/19/20 11:46 | 10/19/20 11:46 | | | 1095.66 | uS/cm | | | FA |
| pH | 10/19/20 11:46 | 10/19/20 11:46 | | | 6.51 | SU | | | FA |
| Temperature | 10/19/20 11:46 | 10/19/20 11:46 | | | 17.56 | C | | | FA |
| Turbidity | 10/19/20 11:46 | 10/19/20 11:46 | | | 1.32 | NTU | | | FA |

MDL's and RL's are adjusted for sample dilution, as applicable

**Comments:** The client submitted filtered samples for dissolved analysis, but no MB or LCS were submitted. Therefore, dissolved data is qualified. A major power failure occurred. Storage temperature exceeded six degrees Celsius for approximately five hours. Therefore, Sulfate result is qualified. LBM 11/17/20

Reported: 11/20/2020
Version: 3.1
COA_CCR

Alabama Power
General Test Laboratory
744 County Road 87, GSC #8
Calera, AL 35040

# Batch QC Summary

Alabama Power

**Customer Account:** WMWMILAP
**Sample Date:** 10/19/20 11:50
**Customer ID:**
**Delivery Date:** 10/22/20 11:14

**Description:** Miller Ash Pond - MW-20HS

**Laboratory ID Number:** BA19504

| Sample | Analysis | Units | MB | MB Limit | Spike | MS | MSD | Standard | Standard Limit | Rec | Rec Limit | Prec | Prec Limit |
|---|---|---|---|---|---|---|---|---|---|---|---|---|---|
| BA19505 | Sodium, Total | mg/L | 0.000853 | 0.044 | 5.00 | 44.0 | 45.8 | 5.02 | 4.25 to 5.75 | 60.0 | 70 to 130 | 4.01 | 20 |
| BA19505 | Barium, Total | mg/L | -0.0000009 | 0.0002 | 0.10 | 0.135 | 0.129 | 0.102 | 0.085 to 0.115 | 105 | 70 to 130 | 4.55 | 20 |
| BA19505 | Beryllium, Total | mg/L | 0.0000033 | 0.00088 | 0.10 | 0.109 | 0.106 | 0.103 | 0.085 to 0.115 | 109 | 70 to 130 | 2.79 | 20 |
| BA19505 | Potassium, Total | mg/L | 0.0330 | 0.3674 | 10.0 | 12.3 | 12.4 | 10.5 | 8.5 to 11.5 | 107 | 70 to 130 | 0.810 | 20 |
| BA19505 | Lead, Total | mg/L | 0.0000035 | 0.0001474 | 0.10 | 0.110 | 0.112 | 0.110 | 0.085 to 0.115 | 110 | 70 to 130 | 1.80 | 20 |
| BA19510 | Iron, Dissolved | mg/L | 0.000685 | 0.0176 | 0.2 | 29.8 | 31.1 | 0.206 | 0.17 to 0.23 | -750 | 70 to 130 | 4.27 | 20 |
| BA19505 | Calcium, Total | mg/L | -0.0000135 | 0.1518 | 5.00 | 142 | 148 | 5.05 | 4.25 to 5.75 | -40.0 | 70 to 130 | 4.14 | 20 |
| BA19505 | Iron, Total | mg/L | -0.000130 | 0.0176 | 0.2 | 9.67 | 10.1 | 0.201 | 0.17 to 0.23 | -145 | 70 to 130 | 4.35 | 20 |
| BA19505 | Thallium, Total | mg/L | -0.000125 | 0.0001474 | 0.10 | 0.107 | 0.108 | 0.107 | 0.085 to 0.115 | 107 | 70 to 130 | 0.930 | 20 |
| BA19505 | Cobalt, Total | mg/L | -0.000122 | 0.0001474 | 0.10 | 0.108 | 0.107 | 0.108 | 0.085 to 0.115 | 108 | 70 to 130 | 0.930 | 20 |
| BA19510 | Manganese, Dissolved | mg/L | -0.0000246 | 0.0001474 | 0.100 | 6.85 | 6.86 | 0.101 | 0.085 to 0.115 | 90.0 | 70 to 130 | 0.146 | 20 |
| BA19505 | Arsenic, Total | mg/L | 0.0000143 | 0.0001474 | 0.10 | 0.113 | 0.110 | 0.110 | 0.085 to 0.115 | 113 | 70 to 130 | 2.69 | 20 |
| BA19505 | Boron, Total | mg/L | 0.000514 | 0.0650254 | 1.00 | 1.62 | 1.63 | 0.990 | 0.85 to 1.15 | 101 | 70 to 130 | 0.615 | 20 |
| BA19505 | Chromium, Total | mg/L | -0.0000783 | 0.00044 | 0.10 | 0.108 | 0.108 | 0.109 | 0.085 to 0.115 | 108 | 70 to 130 | 0.00 | 20 |
| BA19505 | Molybdenum, Total | mg/L | 0.0000111 | 0.0001474 | 0.10 | 0.107 | 0.107 | 0.104 | 0.085 to 0.115 | 107 | 70 to 130 | 0.00 | 20 |
| BA19505 | Lithium, Total | mg/L | -0.000364 | 0.0154 | 0.20 | 0.296 | 0.301 | 0.192 | 0.17 to 0.23 | 108 | 70 to 130 | 1.68 | 20 |
| BA19505 | Manganese, Total | mg/L | 0.0000123 | 0.0001474 | 0.10 | 0.777 | 0.778 | 0.103 | 0.085 to 0.115 | 81.0 | 70 to 130 | 0.129 | 20 |
| BA19505 | Antimony, Total | mg/L | 0.000207 | 0.001 | 0.10 | 0.107 | 0.103 | 0.0995 | 0.085 to 0.115 | 107 | 70 to 130 | 3.81 | 20 |
| BA19505 | Cadmium, Total | mg/L | 0.0000000 | 0.0001474 | 0.10 | 0.100 | 0.101 | 0.101 | 0.085 to 0.115 | 100 | 70 to 130 | 0.995 | 20 |
| BA19505 | Magnesium, Total | mg/L | 0.0000281 | 0.0462 | 5.00 | 47.4 | 49.5 | 5.09 | 4.25 to 5.75 | 56.0 | 70 to 130 | 4.33 | 20 |
| BA19505 | Selenium, Total | mg/L | 0.0000824 | 0.001 | 0.10 | 0.106 | 0.105 | 0.104 | 0.085 to 0.115 | 106 | 70 to 130 | 0.948 | 20 |
| BA19509 | Mercury, Total by CVAA | mg/L | 0.0000811 | 0.0005 | 0.004 | 0.00339 | 0.00329 | 0.00391 | 0.0034 to 0.0046 | 84.8 | 70 to 130 | 2.99 | 20 |

**Comments:** The client submitted filtered samples for dissolved analysis, but no MB or LCS were submitted. Therefore, dissolved data is qualified. A major power failure occurred. Storage temperature exceeded six degrees Celsius for approximately five hours. Therefore, Sulfate result is qualified. LBM 11/17/20

Reported: 11/20/2020
Version: 3.1
COA_CCR

Alabama Power
General Test Laboratory
744 County Road 87, GSC #8
Calera, AL 35040

Alabama Power

# Batch QC Summary

**Customer Account:** WMWMILAP
**Sample Date:** 10/19/20 11:50
**Customer ID:**
**Delivery Date:** 10/22/20 11:14

**Description:** Miller Ash Pond - MW-20HS

**Laboratory ID Number:** BA19504

| Sample | Analysis | Units | MB | MB Limit | Spike | MS | Sample Duplicate | Standard | Standard Limit | Rec | Rec Limit | Prec | Prec Limit |
|---|---|---|---|---|---|---|---|---|---|---|---|---|---|
| BA19510 | Alkalinity, Total as CaCO3 | mg/L | | | | | 51.6 | 52.3 | 45.0 to 55.0 | | | 3.62 | 10 |
| BA19504 | Chloride | mg/L | 0.015 | 0.50 | 50.0 | 88.0 | 35.8 | 9.82 | 9 to 11 | 105 | 80 to 120 | 1.12 | 20 |
| BA19508 | Sulfate | mg/L | -0.559 | 0.50 | 640 | 846 | 272 | 18.2 | 18 to 22 | 90.3 | 80 to 120 | 1.48 | 20 |
| BA19504 | Fluoride | mg/L | 0.0101 | 0.05 | 2.50 | 2.56 | 0.0444 | 2.58 | 2.25 to 2.75 | 102 | 80 to 120 | 0.00 | 20 |
| BA19510 | Solids, Dissolved | mg/L | 1.00 | 25 | | | 884 | 55.0 | 40 to 60 | | | 0.455 | 5 |

**Comments:** The client submitted filtered samples for dissolved analysis, but no MB or LCS were submitted. Therefore, dissolved data is qualified. A major power failure occurred. Storage temperature exceeded six degrees Celsius for approximately five hours. Therefore, Sulfate result is qualified. LBM 11/17/20

Reported: 11/20/2020
Version: 3.1
COA_CCR

Alabama Power
General Test Laboratory
744 County Road 87, GSC #8
Calera, AL 35040

# Certificate Of Analysis

Alabama Power

**Description:** Miller Ash Pond - MW-20HS DUP

**Location Code:** WMWMILAP
**Collected:** 10/19/20 11:50
**Customer ID:**
**Submittal Date:** 10/22/20 11:14

**Laboratory ID Number:** BA19505

| Name | Prepared | Analyzed | Vio Spec | DF | Results | Units | MDL | RL | Q |
|---|---|---|---|---|---|---|---|---|---|
| ***Analytical Method: EPA 200.7*** | ***Analyst: RDA*** | | | | ***Preparation Method: EPA 1638*** | | | | |
| * Boron, Total | 11/3/20 09:00 | 11/4/20 10:11 | | 1.015 | 0.614 | mg/L | 0.03 | 0.1 | |
| * Calcium, Total | 11/3/20 09:00 | 11/4/20 12:58 | | 10.15 | 144 | mg/L | 1.015 | 5.075 | RA |
| * Iron, Total | 11/3/20 09:00 | 11/4/20 12:58 | | 10.15 | 9.96 | mg/L | 0.203 | 0.5075 | RA |
| * Lithium, Total | 11/3/20 09:00 | 11/4/20 10:11 | | 1.015 | 0.0809 | mg/L | 0.01 | 0.02 | |
| * Magnesium, Total | 11/3/20 09:00 | 11/4/20 12:58 | | 10.15 | 44.6 | mg/L | 1.015 | 5.075 | RA |
| * Sodium, Total | 11/3/20 09:00 | 11/4/20 12:58 | | 10.15 | 41.0 | mg/L | 1.015 | 5.075 | RA |
| ***Analytical Method: EPA 200.7*** | ***Analyst: RDA*** | | | | | | | | |
| * Iron, Dissolved | 10/27/20 15:00 | 11/2/20 12:54 | | 10.15 | 10.2 | mg/L | 0.203 | 0.5075 | |
| ***Analytical Method: EPA 200.8*** | ***Analyst: DLJ*** | | | | ***Preparation Method: EPA 1638*** | | | | |
| * Antimony, Total | 10/30/20 11:47 | 11/2/20 13:27 | | 1.015 | Not Detected | mg/L | 0.0008 | 0.003 | U |
| * Arsenic, Total | 10/30/20 11:47 | 11/2/20 13:27 | | 1.015 | Not Detected | mg/L | 0.001 | 0.005 | U |
| * Barium, Total | 10/30/20 11:47 | 11/2/20 13:27 | | 1.015 | 0.0297 | mg/L | 0.002 | 0.01 | |
| * Beryllium, Total | 10/30/20 11:47 | 11/2/20 13:27 | | 1.015 | Not Detected | mg/L | 0.0006 | 0.003 | U |
| * Cadmium, Total | 10/30/20 11:47 | 11/2/20 13:27 | | 1.015 | Not Detected | mg/L | 0.0003 | 0.001 | U |
| * Chromium, Total | 10/30/20 11:47 | 11/2/20 13:27 | | 1.015 | Not Detected | mg/L | 0.002 | 0.01 | U |
| * Cobalt, Total | 10/30/20 11:47 | 11/2/20 13:27 | | 1.015 | Not Detected | mg/L | 0.002 | 0.005 | U |
| * Lead, Total | 10/30/20 11:47 | 11/2/20 13:27 | | 1.015 | Not Detected | mg/L | 0.001 | 0.005 | U |
| * Molybdenum, Total | 10/30/20 11:47 | 11/2/20 13:27 | | 1.015 | Not Detected | mg/L | 0.002 | 0.01 | U |
| * Potassium, Total | 10/30/20 11:47 | 11/2/20 13:27 | | 1.015 | 1.57 | mg/L | 0.3 | 2.5 | J |
| * Manganese, Total | 10/30/20 11:47 | 11/2/20 13:27 | | 1.015 | 0.696 | mg/L | 0.001 | 0.005 | |
| * Selenium, Total | 10/30/20 11:47 | 11/2/20 13:27 | | 1.015 | Not Detected | mg/L | 0.002 | 0.01 | U |
| * Thallium, Total | 10/30/20 11:47 | 11/2/20 13:27 | | 1.015 | Not Detected | mg/L | 0.0002 | 0.001 | U |
| ***Analytical Method: EPA 200.8*** | ***Analyst: DLJ*** | | | | | | | | |
| * Manganese, Dissolved | 11/2/20 13:48 | 11/4/20 15:02 | | 1.015 | 0.650 | mg/L | 0.001 | 0.005 | |
| ***Analytical Method: EPA 245.1*** | ***Analyst: ABB*** | | | | | | | | |
| * Mercury, Total by CVAA | 10/26/20 11:29 | 10/27/20 12:56 | | 1 | Not Detected | mg/L | 0.0003 | 0.0005 | U |
| ***Analytical Method: SM 2320 B*** | ***Analyst: JAG*** | | | | | | | | |
| Alkalinity, Total as CaCO3 | 10/28/20 10:55 | 10/28/20 11:50 | | 1 | 70.0 | mg/L | | 0.1 | |
| ***Analytical Method: SM 2540C*** | ***Analyst: TJW*** | | | | | | | | |
| * Solids, Dissolved | 10/22/20 16:10 | 10/26/20 14:50 | | 1 | 848 | mg/L | | 50 | |

MDL's and RL's are adjusted for sample dilution, as applicable

**Comments:** The client submitted filtered samples for dissolved analysis, but no MB or LCS were submitted. Therefore, dissolved data is qualified. A major power failure occurred. Storage temperature exceeded six degrees Celsius for approximately five hours. Therefore, Sulfate result is qualified. LBM 11/17/20

Reported: 11/20/2020
Version: 3.1
COA_CCR

Alabama Power
General Test Laboratory
744 County Road 87, GSC #8
Calera, AL 35040

# Certificate Of Analysis

Alabama Power

**Description:** Miller Ash Pond - MW-20HS DUP

**Location Code:** WMWMILAP
**Collected:** 10/19/20 11:50
**Customer ID:**
**Submittal Date:** 10/22/20 11:14

**Laboratory ID Number:** BA19505

| Name | Prepared | Analyzed | Vio Spec | DF | Results | Units | MDL | RL | Q |
|---|---|---|---|---|---|---|---|---|---|
| ***Analytical Method: SM 4500CO2 D*** | ***Analyst: JAG*** | | | | | | | | |
| Bicarbonate Alkalinity, (calc.) | 10/28/20 10:55 | 10/28/20 11:50 | | 1 | 70.0 | mg/L | | | |
| Carbonate Alkalinity, (calc.) | 10/28/20 10:55 | 10/28/20 11:50 | | 1 | 0.03 | mg/L | | | |
| ***Analytical Method: SM4500Cl E*** | ***Analyst: JCC*** | | | | | | | | |
| * Chloride | 10/28/20 13:19 | 10/28/20 13:19 | | 3 | 35.7 | mg/L | 1.50 | 3 | |
| ***Analytical Method: SM4500F G 2017*** | ***Analyst: JCC*** | | | | | | | | |
| * Fluoride | 10/30/20 13:13 | 10/30/20 13:13 | | 1 | Not Detected | mg/L | 0.06 | 0.1 | U |
| ***Analytical Method: SM4500SO4 E 2011*** | ***Analyst: JCC*** | | | | | | | | |
| * Sulfate | 11/2/20 12:50 | 11/2/20 12:50 | | 32 | 480 | mg/L | 16.00 | 32 | |
| ***Analytical Method: Field Measurements*** | ***Analyst: TJD*** | | | | | | | | |
| Conductivity | 10/19/20 11:46 | 10/19/20 11:46 | | | 1095.66 | uS/cm | | | FA |
| pH | 10/19/20 11:46 | 10/19/20 11:46 | | | 6.51 | SU | | | FA |
| Temperature | 10/19/20 11:46 | 10/19/20 11:46 | | | 17.56 | C | | | FA |
| Turbidity | 10/19/20 11:46 | 10/19/20 11:46 | | | 1.32 | NTU | | | FA |

MDL's and RL's are adjusted for sample dilution, as applicable

**Comments:** The client submitted filtered samples for dissolved analysis, but no MB or LCS were submitted. Therefore, dissolved data is qualified. A major power failure occurred. Storage temperature exceeded six degrees Celsius for approximately five hours. Therefore, Sulfate result is qualified. LBM 11/17/20

Reported: 11/20/2020
Version: 3.1
COA_CCR

Alabama Power
General Test Laboratory
744 County Road 87, GSC #8
Calera, AL 35040

# Batch QC Summary

Alabama Power

**Customer Account:** WMWMILAP
**Sample Date:** 10/19/20 11:50
**Customer ID:**
**Delivery Date:** 10/22/20 11:14

**Description:** Miller Ash Pond - MW-20HS DUP

**Laboratory ID Number:** BA19505

| Sample | Analysis | Units | MB | MB Limit | Spike | MS | MSD | Standard | Standard Limit | Rec | Rec Limit | Prec | Prec Limit |
|---|---|---|---|---|---|---|---|---|---|---|---|---|---|
| BA19505 | Sodium, Total | mg/L | 0.000853 | 0.044 | 5.00 | 44.0 | 45.8 | 5.02 | 4.25 to 5.75 | 60.0 | 70 to 130 | 4.01 | 20 |
| BA19505 | Cobalt, Total | mg/L | -0.000122 | 0.0001474 | 0.10 | 0.108 | 0.107 | 0.108 | 0.085 to 0.115 | 108 | 70 to 130 | 0.930 | 20 |
| BA19510 | Manganese, Dissolved | mg/L | -0.0000246 | 0.0001474 | 0.100 | 6.85 | 6.86 | 0.101 | 0.085 to 0.115 | 90.0 | 70 to 130 | 0.146 | 20 |
| BA19505 | Calcium, Total | mg/L | -0.0000135 | 0.1518 | 5.00 | 142 | 148 | 5.05 | 4.25 to 5.75 | -40.0 | 70 to 130 | 4.14 | 20 |
| BA19505 | Iron, Total | mg/L | -0.000130 | 0.0176 | 0.2 | 9.67 | 10.1 | 0.201 | 0.17 to 0.23 | -145 | 70 to 130 | 4.35 | 20 |
| BA19505 | Thallium, Total | mg/L | -0.000125 | 0.0001474 | 0.10 | 0.107 | 0.108 | 0.107 | 0.085 to 0.115 | 107 | 70 to 130 | 0.930 | 20 |
| BA19505 | Cadmium, Total | mg/L | 0.0000000 | 0.0001474 | 0.10 | 0.100 | 0.101 | 0.101 | 0.085 to 0.115 | 100 | 70 to 130 | 0.995 | 20 |
| BA19505 | Magnesium, Total | mg/L | 0.0000281 | 0.0462 | 5.00 | 47.4 | 49.5 | 5.09 | 4.25 to 5.75 | 56.0 | 70 to 130 | 4.33 | 20 |
| BA19505 | Selenium, Total | mg/L | 0.0000824 | 0.001 | 0.10 | 0.106 | 0.105 | 0.104 | 0.085 to 0.115 | 106 | 70 to 130 | 0.948 | 20 |
| BA19509 | Mercury, Total by CVAA | mg/L | 0.0000811 | 0.0005 | 0.004 | 0.00339 | 0.00329 | 0.00391 | 0.0034 to 0.0046 | 84.8 | 70 to 130 | 2.99 | 20 |
| BA19505 | Barium, Total | mg/L | -0.0000009 | 0.0002 | 0.10 | 0.135 | 0.129 | 0.102 | 0.085 to 0.115 | 105 | 70 to 130 | 4.55 | 20 |
| BA19505 | Beryllium, Total | mg/L | 0.0000033 | 0.00088 | 0.10 | 0.109 | 0.106 | 0.103 | 0.085 to 0.115 | 109 | 70 to 130 | 2.79 | 20 |
| BA19505 | Potassium, Total | mg/L | 0.0330 | 0.3674 | 10.0 | 12.3 | 12.4 | 10.5 | 8.5 to 11.5 | 107 | 70 to 130 | 0.810 | 20 |
| BA19505 | Lithium, Total | mg/L | -0.000364 | 0.0154 | 0.20 | 0.296 | 0.301 | 0.192 | 0.17 to 0.23 | 108 | 70 to 130 | 1.68 | 20 |
| BA19505 | Manganese, Total | mg/L | 0.0000123 | 0.0001474 | 0.10 | 0.777 | 0.778 | 0.103 | 0.085 to 0.115 | 81.0 | 70 to 130 | 0.129 | 20 |
| BA19505 | Antimony, Total | mg/L | 0.000207 | 0.001 | 0.10 | 0.107 | 0.103 | 0.0995 | 0.085 to 0.115 | 107 | 70 to 130 | 3.81 | 20 |
| BA19505 | Arsenic, Total | mg/L | 0.0000143 | 0.0001474 | 0.10 | 0.113 | 0.110 | 0.110 | 0.085 to 0.115 | 113 | 70 to 130 | 2.69 | 20 |
| BA19505 | Boron, Total | mg/L | 0.000514 | 0.0650254 | 1.00 | 1.62 | 1.63 | 0.990 | 0.85 to 1.15 | 101 | 70 to 130 | 0.615 | 20 |
| BA19505 | Chromium, Total | mg/L | -0.0000783 | 0.00044 | 0.10 | 0.108 | 0.108 | 0.109 | 0.085 to 0.115 | 108 | 70 to 130 | 0.00 | 20 |
| BA19505 | Molybdenum, Total | mg/L | 0.0000111 | 0.0001474 | 0.10 | 0.107 | 0.107 | 0.104 | 0.085 to 0.115 | 107 | 70 to 130 | 0.00 | 20 |
| BA19505 | Lead, Total | mg/L | 0.0000035 | 0.0001474 | 0.10 | 0.110 | 0.112 | 0.110 | 0.085 to 0.115 | 110 | 70 to 130 | 1.80 | 20 |
| BA19510 | Iron, Dissolved | mg/L | 0.000685 | 0.0176 | 0.2 | 29.8 | 31.1 | 0.206 | 0.17 to 0.23 | -750 | 70 to 130 | 4.27 | 20 |

**Comments:** The client submitted filtered samples for dissolved analysis, but no MB or LCS were submitted. Therefore, dissolved data is qualified. A major power failure occurred. Storage temperature exceeded six degrees Celsius for approximately five hours. Therefore, Sulfate result is qualified. LBM 11/17/20

Alabama Power
General Test Laboratory
744 County Road 87, GSC #8
Calera, AL 35040

Alabama Power

# Batch QC Summary

**Customer Account:** WMWMILAP
**Sample Date:** 10/19/20 11:50
**Customer ID:**
**Delivery Date:** 10/22/20 11:14

**Description:** Miller Ash Pond - MW-20HS DUP

**Laboratory ID Number:** BA19505

| Sample | Analysis | Units | MB | MB Limit | Spike | MS | Sample Duplicate | Standard | Standard Limit | Rec | Rec Limit | Prec | Prec Limit |
|---|---|---|---|---|---|---|---|---|---|---|---|---|---|
| BA19514 | Fluoride | mg/L | 0.0178 | 0.05 | 2.50 | 2.52 | 0.0268 | 2.58 | 2.25 to 2.75 | 101 | 80 to 120 | 0.00 | 20 |
| BA19508 | Sulfate | mg/L | -0.559 | 0.50 | 640 | 846 | 272 | 18.2 | 18 to 22 | 90.3 | 80 to 120 | 1.48 | 20 |
| BA19510 | Alkalinity, Total as CaCO3 | mg/L | | | | | 51.6 | 52.3 | 45.0 to 55.0 | | | 3.62 | 10 |
| BA19510 | Solids, Dissolved | mg/L | 1.00 | 25 | | | 884 | 55.0 | 40 to 60 | | | 0.455 | 5 |
| BA19514 | Chloride | mg/L | -0.0114 | 0.50 | 10.0 | 9.71 | 0.0976 | 9.76 | 9 to 11 | 97.1 | 80 to 120 | 0.00 | 20 |

**Comments:** The client submitted filtered samples for dissolved analysis, but no MB or LCS were submitted. Therefore, dissolved data is qualified. A major power failure occurred. Storage temperature exceeded six degrees Celsius for approximately five hours. Therefore, Sulfate result is qualified. LBM 11/17/20

Alabama Power
General Test Laboratory
744 County Road 87, GSC #8
Calera, AL 35040

# Certificate Of Analysis

Alabama Power

**Description:** Miller Ash Pond - MW-20H

**Location Code:** WMWMILAP
**Collected:** 10/19/20 13:13
**Customer ID:**
**Submittal Date:** 10/22/20 11:14

**Laboratory ID Number:** BA19506

| Name | Prepared | Analyzed | Vio Spec | DF | Results | Units | MDL | RL | Q |
|---|---|---|---|---|---|---|---|---|---|
| ***Analytical Method: EPA 200.7*** | ***Analyst: RDA*** | | | | ***Preparation Method: EPA 1638*** | | | | |
| * Boron, Total | 11/3/20 09:00 | 11/4/20 10:34 | | 1.015 | 0.724 | mg/L | 0.03 | 0.1 | |
| * Calcium, Total | 11/3/20 09:00 | 11/4/20 12:26 | | 20.3 | 201 | mg/L | 2.03 | 10.15 | |
| * Iron, Total | 11/3/20 09:00 | 11/4/20 12:26 | | 20.3 | 5.21 | mg/L | 0.406 | 1.015 | |
| * Lithium, Total | 11/3/20 09:00 | 11/4/20 10:34 | | 1.015 | 0.245 | mg/L | 0.01 | 0.02 | |
| * Magnesium, Total | 11/3/20 09:00 | 11/4/20 12:26 | | 20.3 | 42.5 | mg/L | 2.03 | 10.15 | |
| * Sodium, Total | 11/3/20 09:00 | 11/4/20 12:26 | | 20.3 | 105 | mg/L | 2.03 | 10.15 | |
| ***Analytical Method: EPA 200.7*** | ***Analyst: RDA*** | | | | | | | | |
| * Iron, Dissolved | 10/27/20 15:00 | 11/2/20 12:58 | | 10.15 | 4.88 | mg/L | 0.203 | 0.5075 | |
| ***Analytical Method: EPA 200.8*** | ***Analyst: DLJ*** | | | | ***Preparation Method: EPA 1638*** | | | | |
| * Antimony, Total | 10/30/20 11:47 | 11/2/20 13:48 | | 1.015 | Not Detected | mg/L | 0.0008 | 0.003 | U |
| * Arsenic, Total | 10/30/20 11:47 | 11/2/20 13:48 | | 1.015 | 0.00105 | mg/L | 0.001 | 0.005 | J |
| * Barium, Total | 10/30/20 11:47 | 11/2/20 13:48 | | 1.015 | 0.0276 | mg/L | 0.002 | 0.01 | |
| * Beryllium, Total | 10/30/20 11:47 | 11/2/20 13:48 | | 1.015 | Not Detected | mg/L | 0.0006 | 0.003 | U |
| * Cadmium, Total | 10/30/20 11:47 | 11/2/20 13:48 | | 1.015 | Not Detected | mg/L | 0.0003 | 0.001 | U |
| * Chromium, Total | 10/30/20 11:47 | 11/2/20 13:48 | | 1.015 | Not Detected | mg/L | 0.002 | 0.01 | U |
| * Cobalt, Total | 10/30/20 11:47 | 11/2/20 13:48 | | 1.015 | Not Detected | mg/L | 0.002 | 0.005 | U |
| * Lead, Total | 10/30/20 11:47 | 11/2/20 13:48 | | 1.015 | Not Detected | mg/L | 0.001 | 0.005 | U |
| * Molybdenum, Total | 10/30/20 11:47 | 11/2/20 13:48 | | 1.015 | 0.0683 | mg/L | 0.002 | 0.01 | |
| * Potassium, Total | 10/30/20 11:47 | 11/2/20 13:48 | | 1.015 | 5.40 | mg/L | 0.3 | 2.5 | |
| * Manganese, Total | 10/30/20 11:47 | 11/5/20 09:41 | | 5.075 | 1.24 | mg/L | 0.005075 | 0.025375 | |
| * Selenium, Total | 10/30/20 11:47 | 11/2/20 13:48 | | 1.015 | Not Detected | mg/L | 0.002 | 0.01 | U |
| * Thallium, Total | 10/30/20 11:47 | 11/2/20 13:48 | | 1.015 | Not Detected | mg/L | 0.0002 | 0.001 | U |
| ***Analytical Method: EPA 200.8*** | ***Analyst: DLJ*** | | | | | | | | |
| * Manganese, Dissolved | 11/2/20 13:48 | 11/4/20 15:05 | | 1.015 | 1.13 | mg/L | 0.001 | 0.005 | |
| ***Analytical Method: EPA 245.1*** | ***Analyst: ABB*** | | | | | | | | |
| * Mercury, Total by CVAA | 10/26/20 11:29 | 10/27/20 12:59 | | 1 | Not Detected | mg/L | 0.0003 | 0.0005 | U |
| ***Analytical Method: SM 2320 B*** | ***Analyst: JAG*** | | | | | | | | |
| Alkalinity, Total as CaCO3 | 10/28/20 10:55 | 10/28/20 11:50 | | 1 | 118 | mg/L | | 0.1 | |
| ***Analytical Method: SM 2540C*** | ***Analyst: TJW*** | | | | | | | | |
| * Solids, Dissolved | 10/22/20 16:10 | 10/26/20 14:50 | | 1 | 1130 | mg/L | | 83.3 | |

MDL's and RL's are adjusted for sample dilution, as applicable

**Comments:** The client submitted filtered samples for dissolved analysis, but no MB or LCS were submitted. Therefore, dissolved data is qualified. A major power failure occurred. Storage temperature exceeded six degrees Celsius for approximately five hours. Therefore, Sulfate result is qualified. LBM 11/17/20

Reported: 11/20/2020
Version: 3.1
COA_CCR

Alabama Power
General Test Laboratory
744 County Road 87, GSC #8
Calera, AL 35040

# *Certificate Of Analysis*

Alabama Power

**Description:** Miller Ash Pond - MW-20H

**Location Code:** WMWMILAP
**Collected:** 10/19/20 13:13
**Customer ID:**
**Submittal Date:** 10/22/20 11:14

**Laboratory ID Number:** BA19506

| Name | Prepared | Analyzed | Vio Spec | DF | Results | Units | MDL | RL | Q |
|---|---|---|---|---|---|---|---|---|---|
| ***Analytical Method: SM 4500CO2 D*** | ***Analyst: JAG*** | | | | | | | | |
| Bicarbonate Alkalinity, (calc.) | 10/28/20 10:55 | 10/28/20 11:50 | | 1 | 118 | mg/L | | | |
| Carbonate Alkalinity, (calc.) | 10/28/20 10:55 | 10/28/20 11:50 | | 1 | 0.17 | mg/L | | | |
| ***Analytical Method: SM4500Cl E*** | ***Analyst: JCC*** | | | | | | | | |
| * Chloride | 10/28/20 13:20 | 10/28/20 13:20 | | 3 | 38.6 | mg/L | 1.50 | 3 | |
| ***Analytical Method: SM4500F G 2017*** | ***Analyst: JCC*** | | | | | | | | |
| * Fluoride | 10/30/20 13:14 | 10/30/20 13:14 | | 1 | 0.311 | mg/L | 0.06 | 0.1 | |
| ***Analytical Method: SM4500SO4 E 2011*** | ***Analyst: JCC*** | | | | | | | | |
| * Sulfate | 11/2/20 12:51 | 11/2/20 12:51 | | 32 | 634 | mg/L | 16.00 | 32 | |
| ***Analytical Method: Field Measurements*** | ***Analyst: TJD*** | | | | | | | | |
| Conductivity | 10/19/20 13:08 | 10/19/20 13:08 | | | 1504.6 | uS/cm | | | FA |
| pH | 10/19/20 13:08 | 10/19/20 13:08 | | | 7.33 | SU | | | FA |
| Temperature | 10/19/20 13:08 | 10/19/20 13:08 | | | 18.43 | C | | | FA |
| Turbidity | 10/19/20 13:08 | 10/19/20 13:08 | | | 2.07 | NTU | | | FA |

MDL's and RL's are adjusted for sample dilution, as applicable

**Comments:** The client submitted filtered samples for dissolved analysis, but no MB or LCS were submitted. Therefore, dissolved data is qualified. A major power failure occurred. Storage temperature exceeded six degrees Celsius for approximately five hours. Therefore, Sulfate result is qualified. LBM 11/17/20

Reported: 11/20/2020
Version: 3.1
COA_CCR

Alabama Power
General Test Laboratory
744 County Road 87, GSC #8
Calera, AL 35040

# Batch QC Summary

Alabama Power

**Customer Account:** WMWMILAP
**Sample Date:** 10/19/20 13:13
**Customer ID:**
**Delivery Date:** 10/22/20 11:14

**Description:** Miller Ash Pond - MW-20H

**Laboratory ID Number:** BA19506

| Sample | Analysis | Units | MB | MB Limit | Spike | MS | MSD | Standard | Standard Limit | Rec | Rec Limit | Prec | Prec Limit |
|---|---|---|---|---|---|---|---|---|---|---|---|---|---|
| BA19515 | Calcium, Total | mg/L | 0.00358 | 0.1518 | 5.00 | 29.7 | 29.6 | 5.07 | 4.25 to 5.75 | 102 | 70 to 130 | 0.337 | 20 |
| BA19515 | Chromium, Total | mg/L | 0.000114 | 0.00044 | 0.10 | 0.108 | 0.107 | 0.108 | 0.085 to 0.115 | 108 | 70 to 130 | 0.930 | 20 |
| BA19515 | Lithium, Total | mg/L | -0.000279 | 0.0154 | 0.20 | 0.382 | 0.377 | 0.194 | 0.17 to 0.23 | 113 | 70 to 130 | 1.32 | 20 |
| BA19510 | Iron, Dissolved | mg/L | 0.000685 | 0.0176 | 0.2 | 29.8 | 31.1 | 0.206 | 0.17 to 0.23 | -750 | 70 to 130 | 4.27 | 20 |
| BA19515 | Cadmium, Total | mg/L | 0.0000034 | 0.0001474 | 0.10 | 0.103 | 0.103 | 0.100 | 0.085 to 0.115 | 103 | 70 to 130 | 0.00 | 20 |
| BA19515 | Manganese, Total | mg/L | 0.0000343 | 0.0001474 | 0.10 | 0.149 | 0.147 | 0.103 | 0.085 to 0.115 | 102 | 70 to 130 | 1.35 | 20 |
| BA19515 | Potassium, Total | mg/L | 0.0264 | 0.3674 | 10.0 | 15.0 | 15.2 | 10.6 | 8.5 to 11.5 | 109 | 70 to 130 | 1.32 | 20 |
| BA19515 | Sodium, Total | mg/L | 0.00238 | 0.044 | 5.00 | 478 | 475 | 4.99 | 4.25 to 5.75 | -40.0 | 70 to 130 | 0.630 | 20 |
| BA19515 | Antimony, Total | mg/L | 0.000162 | 0.001 | 0.10 | 0.106 | 0.108 | 0.0974 | 0.085 to 0.115 | 106 | 70 to 130 | 1.87 | 20 |
| BA19515 | Selenium, Total | mg/L | 0.0000138 | 0.001 | 0.10 | 0.0599 | 0.0596 | 0.104 | 0.085 to 0.115 | 59.9 | 70 to 130 | 0.502 | 20 |
| BA19515 | Arsenic, Total | mg/L | 0.0000264 | 0.0001474 | 0.10 | 0.112 | 0.110 | 0.109 | 0.085 to 0.115 | 112 | 70 to 130 | 1.80 | 20 |
| BA19515 | Beryllium, Total | mg/L | 0.0000105 | 0.00088 | 0.10 | 0.105 | 0.107 | 0.105 | 0.085 to 0.115 | 105 | 70 to 130 | 1.89 | 20 |
| BA19515 | Magnesium, Total | mg/L | -0.000502 | 0.0462 | 5.00 | 11.8 | 11.6 | 5.14 | 4.25 to 5.75 | 102 | 70 to 130 | 1.71 | 20 |
| BA19515 | Lead, Total | mg/L | 0.0000071 | 0.0001474 | 0.10 | 0.114 | 0.110 | 0.108 | 0.085 to 0.115 | 114 | 70 to 130 | 3.57 | 20 |
| BA19509 | Mercury, Total by CVAA | mg/L | 0.0000811 | 0.0005 | 0.004 | 0.00339 | 0.00329 | 0.00391 | 0.0034 to 0.0046 | 84.8 | 70 to 130 | 2.99 | 20 |
| BA19515 | Boron, Total | mg/L | 0.00134 | 0.0650254 | 1.00 | 1.18 | 1.16 | 0.985 | 0.85 to 1.15 | 102 | 70 to 130 | 1.71 | 20 |
| BA19515 | Thallium, Total | mg/L | -0.000125 | 0.0001474 | 0.10 | 0.110 | 0.106 | 0.106 | 0.085 to 0.115 | 110 | 70 to 130 | 3.70 | 20 |
| BA19510 | Manganese, Dissolved | mg/L | -0.0000246 | 0.0001474 | 0.100 | 6.85 | 6.86 | 0.101 | 0.085 to 0.115 | 90.0 | 70 to 130 | 0.146 | 20 |
| BA19515 | Barium, Total | mg/L | -0.0000218 | 0.0002 | 0.10 | 0.200 | 0.204 | 0.103 | 0.085 to 0.115 | 105 | 70 to 130 | 1.98 | 20 |
| BA19515 | Cobalt, Total | mg/L | -0.000122 | 0.0001474 | 0.10 | 0.109 | 0.107 | 0.107 | 0.085 to 0.115 | 109 | 70 to 130 | 1.85 | 20 |
| BA19515 | Iron, Total | mg/L | 0.000275 | 0.0176 | 0.2 | 0.247 | 0.243 | 0.199 | 0.17 to 0.23 | 98.8 | 70 to 130 | 1.63 | 20 |
| BA19515 | Molybdenum, Total | mg/L | 0.0000628 | 0.0001474 | 0.10 | 0.110 | 0.109 | 0.104 | 0.085 to 0.115 | 108 | 70 to 130 | 0.913 | 20 |

**Comments:** The client submitted filtered samples for dissolved analysis, but no MB or LCS were submitted. Therefore, dissolved data is qualified. A major power failure occurred. Storage temperature exceeded six degrees Celsius for approximately five hours. Therefore, Sulfate result is qualified. LBM 11/17/20

Reported: 11/20/2020
Version: 3.1
COA_CCR

Alabama Power
General Test Laboratory
744 County Road 87, GSC #8
Calera, AL 35040

Alabama Power

# Batch QC Summary

**Customer Account:** WMWMILAP
**Sample Date:** 10/19/20 13:13
**Customer ID:**
**Delivery Date:** 10/22/20 11:14

**Description:** Miller Ash Pond - MW-20H

**Laboratory ID Number:** BA19506

| Sample | Analysis | Units | MB | MB Limit | Spike | MS | Sample Duplicate | Standard | Standard Limit | Rec | Rec Limit | Prec | Prec Limit |
|---|---|---|---|---|---|---|---|---|---|---|---|---|---|
| BA19510 | Alkalinity, Total as CaCO3 | mg/L | | | | | 51.6 | 52.3 | 45.0 to 55.0 | | | 3.62 | 10 |
| BA19514 | Fluoride | mg/L | 0.0178 | 0.05 | 2.50 | 2.52 | 0.0268 | 2.58 | 2.25 to 2.75 | 101 | 80 to 120 | 0.00 | 20 |
| BA19508 | Sulfate | mg/L | -0.559 | 0.50 | 640 | 846 | 272 | 18.2 | 18 to 22 | 90.3 | 80 to 120 | 1.48 | 20 |
| BA19510 | Solids, Dissolved | mg/L | 1.00 | 25 | | | 884 | 55.0 | 40 to 60 | | | 0.455 | 5 |
| BA19514 | Chloride | mg/L | -0.0114 | 0.50 | 10.0 | 9.71 | 0.0976 | 9.76 | 9 to 11 | 97.1 | 80 to 120 | 0.00 | 20 |

**Comments:** The client submitted filtered samples for dissolved analysis, but no MB or LCS were submitted. Therefore, dissolved data is qualified. A major power failure occurred. Storage temperature exceeded six degrees Celsius for approximately five hours. Therefore, Sulfate result is qualified. LBM 11/17/20

Alabama Power
General Test Laboratory
744 County Road 87, GSC #8
Calera, AL 35040

# Certificate Of Analysis

Alabama Power

**Description:** Miller Ash Pond - MW-6V

**Location Code:** WMWMILAP
**Collected:** 10/19/20 15:15
**Customer ID:**
**Submittal Date:** 10/22/20 11:14

**Laboratory ID Number:** BA19507

| Name | Prepared | Analyzed | Vio Spec | DF | Results | Units | MDL | RL | Q |
|---|---|---|---|---|---|---|---|---|---|
| ***Analytical Method: EPA 200.7*** | ***Analyst: RDA*** | | | | ***Preparation Method: EPA 1638*** | | | | |
| * Boron, Total | 11/3/20 09:00 | 11/4/20 10:37 | | 1.015 | 0.437 | mg/L | 0.03 | 0.1 | |
| * Calcium, Total | 11/3/20 09:00 | 11/4/20 12:29 | | 10.15 | 96.4 | mg/L | 1.015 | 5.075 | |
| * Iron, Total | 11/3/20 09:00 | 11/4/20 10:37 | | 1.015 | 1.41 | mg/L | 0.02 | 0.05 | |
| * Lithium, Total | 11/3/20 09:00 | 11/4/20 10:37 | | 1.015 | 0.0971 | mg/L | 0.01 | 0.02 | |
| * Magnesium, Total | 11/3/20 09:00 | 11/4/20 10:37 | | 1.015 | 27.7 | mg/L | 0.1 | 0.5 | |
| * Sodium, Total | 11/3/20 09:00 | 11/4/20 12:29 | | 10.15 | 63.2 | mg/L | 1.015 | 5.075 | |
| ***Analytical Method: EPA 200.7*** | ***Analyst: RDA*** | | | | | | | | |
| * Iron, Dissolved | 10/27/20 15:00 | 11/2/20 11:20 | | 1.015 | 1.43 | mg/L | 0.02 | 0.05 | |
| ***Analytical Method: EPA 200.8*** | ***Analyst: DLJ*** | | | | ***Preparation Method: EPA 1638*** | | | | |
| * Antimony, Total | 10/30/20 11:47 | 11/2/20 13:50 | | 1.015 | Not Detected | mg/L | 0.0008 | 0.003 | U |
| * Arsenic, Total | 10/30/20 11:47 | 11/2/20 13:50 | | 1.015 | 0.00307 | mg/L | 0.001 | 0.005 | J |
| * Barium, Total | 10/30/20 11:47 | 11/2/20 13:50 | | 1.015 | 0.0597 | mg/L | 0.002 | 0.01 | |
| * Beryllium, Total | 10/30/20 11:47 | 11/2/20 13:50 | | 1.015 | Not Detected | mg/L | 0.0006 | 0.003 | U |
| * Cadmium, Total | 10/30/20 11:47 | 11/2/20 13:50 | | 1.015 | Not Detected | mg/L | 0.0003 | 0.001 | U |
| * Chromium, Total | 10/30/20 11:47 | 11/2/20 13:50 | | 1.015 | Not Detected | mg/L | 0.002 | 0.01 | U |
| * Cobalt, Total | 10/30/20 11:47 | 11/2/20 13:50 | | 1.015 | Not Detected | mg/L | 0.002 | 0.005 | U |
| * Lead, Total | 10/30/20 11:47 | 11/2/20 13:50 | | 1.015 | Not Detected | mg/L | 0.001 | 0.005 | U |
| * Molybdenum, Total | 10/30/20 11:47 | 11/2/20 13:50 | | 1.015 | 0.00562 | mg/L | 0.002 | 0.01 | J |
| * Potassium, Total | 10/30/20 11:47 | 11/2/20 13:50 | | 1.015 | 2.15 | mg/L | 0.3 | 2.5 | J |
| * Manganese, Total | 10/30/20 11:47 | 11/2/20 13:50 | | 1.015 | 0.437 | mg/L | 0.001 | 0.005 | |
| * Selenium, Total | 10/30/20 11:47 | 11/2/20 13:50 | | 1.015 | Not Detected | mg/L | 0.002 | 0.01 | U |
| * Thallium, Total | 10/30/20 11:47 | 11/2/20 13:50 | | 1.015 | Not Detected | mg/L | 0.0002 | 0.001 | U |
| ***Analytical Method: EPA 200.8*** | ***Analyst: DLJ*** | | | | | | | | |
| * Manganese, Dissolved | 11/2/20 13:48 | 11/4/20 15:07 | | 1.015 | 0.418 | mg/L | 0.001 | 0.005 | |
| ***Analytical Method: EPA 245.1*** | ***Analyst: ABB*** | | | | | | | | |
| * Mercury, Total by CVAA | 10/26/20 11:29 | 10/27/20 13:01 | | 1 | Not Detected | mg/L | 0.0003 | 0.0005 | U |
| ***Analytical Method: SM 2320 B*** | ***Analyst: JAG*** | | | | | | | | |
| Alkalinity, Total as CaCO3 | 10/28/20 10:55 | 10/28/20 11:50 | | 1 | 228 | mg/L | | 0.1 | |
| ***Analytical Method: SM 2540C*** | ***Analyst: TJW*** | | | | | | | | |
| * Solids, Dissolved | 10/22/20 16:10 | 10/26/20 14:50 | | 1 | 594 | mg/L | | 50 | |

MDL's and RL's are adjusted for sample dilution, as applicable

**Comments:** The client submitted filtered samples for dissolved analysis, but no MB or LCS were submitted. Therefore, dissolved data is qualified. A major power failure occurred. Storage temperature exceeded six degrees Celsius for approximately five hours. Therefore, Sulfate result is qualified. LBM 11/17/20

Reported: 11/20/2020
Version: 3.1
COA_CCR

Alabama Power
General Test Laboratory
744 County Road 87, GSC #8
Calera, AL 35040

# *Certificate Of Analysis*

Alabama Power

**Description:** Miller Ash Pond - MW-6V

**Location Code:** WMWMILAP
**Collected:** 10/19/20 15:15
**Customer ID:**
**Submittal Date:** 10/22/20 11:14

**Laboratory ID Number:** BA19507

| Name | Prepared | Analyzed | Vio Spec | DF | Results | Units | MDL | RL | Q |
|---|---|---|---|---|---|---|---|---|---|
| ***Analytical Method: SM 4500CO2 D*** | ***Analyst: JAG*** | | | | | | | | |
| Bicarbonate Alkalinity, (calc.) | 10/28/20 10:55 | 10/28/20 11:50 | | 1 | 227 | mg/L | | | |
| Carbonate Alkalinity, (calc.) | 10/28/20 10:55 | 10/28/20 11:50 | | 1 | 0.49 | mg/L | | | |
| ***Analytical Method: SM4500Cl E*** | ***Analyst: JCC*** | | | | | | | | |
| * Chloride | 10/28/20 13:21 | 10/28/20 13:21 | | 3 | 25.0 | mg/L | 1.50 | 3 | |
| ***Analytical Method: SM4500F G 2017*** | ***Analyst: JCC*** | | | | | | | | |
| * Fluoride | 10/30/20 13:15 | 10/30/20 13:15 | | 1 | 0.160 | mg/L | 0.06 | 0.1 | |
| ***Analytical Method: SM4500SO4 E 2011*** | ***Analyst: JCC*** | | | | | | | | |
| * Sulfate | 11/2/20 12:52 | 11/2/20 12:52 | | 16 | 238 | mg/L | 8.00 | 16 | |
| ***Analytical Method: Field Measurements*** | ***Analyst: TJD*** | | | | | | | | |
| Conductivity | 10/19/20 15:10 | 10/19/20 15:10 | | | 852.12 | uS/cm | | | FA |
| pH | 10/19/20 15:10 | 10/19/20 15:10 | | | 7.28 | SU | | | FA |
| Temperature | 10/19/20 15:10 | 10/19/20 15:10 | | | 20.37 | C | | | FA |
| Turbidity | 10/19/20 15:10 | 10/19/20 15:10 | | | 2.29 | NTU | | | FA |

MDL's and RL's are adjusted for sample dilution, as applicable

**Comments:** The client submitted filtered samples for dissolved analysis, but no MB or LCS were submitted. Therefore, dissolved data is qualified. A major power failure occurred. Storage temperature exceeded six degrees Celsius for approximately five hours. Therefore, Sulfate result is qualified. LBM 11/17/20

Reported: 11/20/2020
Version: 3.1
COA_CCR

Alabama Power
General Test Laboratory
744 County Road 87, GSC #8
Calera, AL 35040

# Batch QC Summary

Alabama Power

**Customer Account:** WMWMILAP
**Sample Date:** 10/19/20 15:15
**Customer ID:**
**Delivery Date:** 10/22/20 11:14

**Description:** Miller Ash Pond - MW-6V

**Laboratory ID Number:** BA19507

| Sample | Analysis | Units | MB | MB Limit | Spike | MS | MSD | Standard | Standard Limit | Rec | Rec Limit | Prec | Prec Limit |
|---|---|---|---|---|---|---|---|---|---|---|---|---|---|
| BA19515 | Calcium, Total | mg/L | 0.00358 | 0.1518 | 5.00 | 29.7 | 29.6 | 5.07 | 4.25 to 5.75 | 102 | 70 to 130 | 0.337 | 20 |
| BA19515 | Chromium, Total | mg/L | 0.000114 | 0.00044 | 0.10 | 0.108 | 0.107 | 0.108 | 0.085 to 0.115 | 108 | 70 to 130 | 0.930 | 20 |
| BA19515 | Lithium, Total | mg/L | -0.000279 | 0.0154 | 0.20 | 0.382 | 0.377 | 0.194 | 0.17 to 0.23 | 113 | 70 to 130 | 1.32 | 20 |
| BA19515 | Arsenic, Total | mg/L | 0.0000264 | 0.0001474 | 0.10 | 0.112 | 0.110 | 0.109 | 0.085 to 0.115 | 112 | 70 to 130 | 1.80 | 20 |
| BA19515 | Beryllium, Total | mg/L | 0.0000105 | 0.00088 | 0.10 | 0.105 | 0.107 | 0.105 | 0.085 to 0.115 | 105 | 70 to 130 | 1.89 | 20 |
| BA19515 | Magnesium, Total | mg/L | -0.000502 | 0.0462 | 5.00 | 11.8 | 11.6 | 5.14 | 4.25 to 5.75 | 102 | 70 to 130 | 1.71 | 20 |
| BA19515 | Lead, Total | mg/L | 0.0000071 | 0.0001474 | 0.10 | 0.114 | 0.110 | 0.108 | 0.085 to 0.115 | 114 | 70 to 130 | 3.57 | 20 |
| BA19509 | Mercury, Total by CVAA | mg/L | 0.0000811 | 0.0005 | 0.004 | 0.00339 | 0.00329 | 0.00391 | 0.0034 to 0.0046 | 84.8 | 70 to 130 | 2.99 | 20 |
| BA19515 | Boron, Total | mg/L | 0.00134 | 0.0650254 | 1.00 | 1.18 | 1.16 | 0.985 | 0.85 to 1.15 | 102 | 70 to 130 | 1.71 | 20 |
| BA19515 | Thallium, Total | mg/L | -0.000125 | 0.0001474 | 0.10 | 0.110 | 0.106 | 0.106 | 0.085 to 0.115 | 110 | 70 to 130 | 3.70 | 20 |
| BA19510 | Iron, Dissolved | mg/L | 0.000685 | 0.0176 | 0.2 | 29.8 | 31.1 | 0.206 | 0.17 to 0.23 | -750 | 70 to 130 | 4.27 | 20 |
| BA19515 | Cadmium, Total | mg/L | 0.0000034 | 0.0001474 | 0.10 | 0.103 | 0.103 | 0.100 | 0.085 to 0.115 | 103 | 70 to 130 | 0.00 | 20 |
| BA19515 | Manganese, Total | mg/L | 0.0000343 | 0.0001474 | 0.10 | 0.149 | 0.147 | 0.103 | 0.085 to 0.115 | 102 | 70 to 130 | 1.35 | 20 |
| BA19515 | Potassium, Total | mg/L | 0.0264 | 0.3674 | 10.0 | 15.0 | 15.2 | 10.6 | 8.5 to 11.5 | 109 | 70 to 130 | 1.32 | 20 |
| BA19515 | Sodium, Total | mg/L | 0.00238 | 0.044 | 5.00 | 478 | 475 | 4.99 | 4.25 to 5.75 | -40.0 | 70 to 130 | 0.630 | 20 |
| BA19515 | Antimony, Total | mg/L | 0.000162 | 0.001 | 0.10 | 0.106 | 0.108 | 0.0974 | 0.085 to 0.115 | 106 | 70 to 130 | 1.87 | 20 |
| BA19515 | Selenium, Total | mg/L | 0.0000138 | 0.001 | 0.10 | 0.0599 | 0.0596 | 0.104 | 0.085 to 0.115 | 59.9 | 70 to 130 | 0.502 | 20 |
| BA19510 | Manganese, Dissolved | mg/L | -0.0000246 | 0.0001474 | 0.100 | 6.85 | 6.86 | 0.101 | 0.085 to 0.115 | 90.0 | 70 to 130 | 0.146 | 20 |
| BA19515 | Barium, Total | mg/L | -0.0000218 | 0.0002 | 0.10 | 0.200 | 0.204 | 0.103 | 0.085 to 0.115 | 105 | 70 to 130 | 1.98 | 20 |
| BA19515 | Cobalt, Total | mg/L | -0.000122 | 0.0001474 | 0.10 | 0.109 | 0.107 | 0.107 | 0.085 to 0.115 | 109 | 70 to 130 | 1.85 | 20 |
| BA19515 | Iron, Total | mg/L | 0.000275 | 0.0176 | 0.2 | 0.247 | 0.243 | 0.199 | 0.17 to 0.23 | 98.8 | 70 to 130 | 1.63 | 20 |
| BA19515 | Molybdenum, Total | mg/L | 0.0000628 | 0.0001474 | 0.10 | 0.110 | 0.109 | 0.104 | 0.085 to 0.115 | 108 | 70 to 130 | 0.913 | 20 |

**Comments:** The client submitted filtered samples for dissolved analysis, but no MB or LCS were submitted. Therefore, dissolved data is qualified. A major power failure occurred. Storage temperature exceeded six degrees Celsius for approximately five hours. Therefore, Sulfate result is qualified. LBM 11/17/20

Reported: 11/20/2020
Version: 3.1
COA_CCR

Alabama Power
General Test Laboratory
744 County Road 87, GSC #8
Calera, AL 35040

Alabama Power

# Batch QC Summary

**Customer Account:** WMWMILAP
**Sample Date:** 10/19/20 15:15
**Customer ID:**
**Delivery Date:** 10/22/20 11:14

**Description:** Miller Ash Pond - MW-6V

**Laboratory ID Number:** BA19507

| Sample | Analysis | Units | MB | MB Limit | Spike | MS | Sample Duplicate | Standard | Standard Limit | Rec | Rec Limit | Prec | Prec Limit |
|---|---|---|---|---|---|---|---|---|---|---|---|---|---|
| BA19508 | Sulfate | mg/L | -0.559 | 0.50 | 640 | 846 | 272 | 18.2 | 18 to 22 | 90.3 | 80 to 120 | 1.48 | 20 |
| BA19510 | Alkalinity, Total as CaCO3 | mg/L | | | | | 51.6 | 52.3 | 45.0 to 55.0 | | | 3.62 | 10 |
| BA19514 | Fluoride | mg/L | 0.0178 | 0.05 | 2.50 | 2.52 | 0.0268 | 2.58 | 2.25 to 2.75 | 101 | 80 to 120 | 0.00 | 20 |
| BA19510 | Solids, Dissolved | mg/L | 1.00 | 25 | | | 884 | 55.0 | 40 to 60 | | | 0.455 | 5 |
| BA19514 | Chloride | mg/L | -0.0114 | 0.50 | 10.0 | 9.71 | 0.0976 | 9.76 | 9 to 11 | 97.1 | 80 to 120 | 0.00 | 20 |

**Comments:** The client submitted filtered samples for dissolved analysis, but no MB or LCS were submitted. Therefore, dissolved data is qualified. A major power failure occurred. Storage temperature exceeded six degrees Celsius for approximately five hours. Therefore, Sulfate result is qualified. LBM 11/17/20

Alabama Power
General Test Laboratory
744 County Road 87, GSC #8
Calera, AL 35040

# Certificate Of Analysis

Alabama Power

**Description:** Miller Ash Pond - MW-7SR

**Location Code:** WMWMILAP
**Collected:** 10/20/20 09:55
**Customer ID:**
**Submittal Date:** 10/22/20 11:14

**Laboratory ID Number:** BA19508

| Name | Prepared | Analyzed | Vio Spec | DF | Results | Units | MDL | RL | Q |
|---|---|---|---|---|---|---|---|---|---|
| ***Analytical Method: EPA 200.7*** | ***Analyst: RDA*** | | | | ***Preparation Method: EPA 1638*** | | | | |
| * Boron, Total | 11/3/20 09:00 | 11/4/20 10:41 | | 1.015 | 0.726 | mg/L | 0.03 | 0.1 | |
| * Calcium, Total | 11/3/20 09:00 | 11/4/20 12:32 | | 10.15 | 92.8 | mg/L | 1.015 | 5.075 | |
| * Iron, Total | 11/3/20 09:00 | 11/4/20 12:32 | | 10.15 | 8.20 | mg/L | 0.203 | 0.5075 | |
| * Lithium, Total | 11/3/20 09:00 | 11/4/20 10:41 | | 1.015 | 0.143 | mg/L | 0.01 | 0.02 | |
| * Magnesium, Total | 11/3/20 09:00 | 11/4/20 10:41 | | 1.015 | 38.3 | mg/L | 0.1 | 0.5 | |
| * Sodium, Total | 11/3/20 09:00 | 11/4/20 12:32 | | 10.15 | 55.0 | mg/L | 1.015 | 5.075 | |
| ***Analytical Method: EPA 200.7*** | ***Analyst: RDA*** | | | | | | | | |
| * Iron, Dissolved | 10/27/20 15:00 | 11/2/20 13:01 | | 10.15 | 8.16 | mg/L | 0.203 | 0.5075 | |
| ***Analytical Method: EPA 200.8*** | ***Analyst: DLJ*** | | | | ***Preparation Method: EPA 1638*** | | | | |
| * Antimony, Total | 10/30/20 11:47 | 11/2/20 13:53 | | 1.015 | Not Detected | mg/L | 0.0008 | 0.003 | U |
| * Arsenic, Total | 10/30/20 11:47 | 11/2/20 13:53 | | 1.015 | 0.00251 | mg/L | 0.001 | 0.005 | J |
| * Barium, Total | 10/30/20 11:47 | 11/2/20 13:53 | | 1.015 | 0.0466 | mg/L | 0.002 | 0.01 | |
| * Beryllium, Total | 10/30/20 11:47 | 11/2/20 13:53 | | 1.015 | Not Detected | mg/L | 0.0006 | 0.003 | U |
| * Cadmium, Total | 10/30/20 11:47 | 11/2/20 13:53 | | 1.015 | Not Detected | mg/L | 0.0003 | 0.001 | U |
| * Chromium, Total | 10/30/20 11:47 | 11/2/20 13:53 | | 1.015 | Not Detected | mg/L | 0.002 | 0.01 | U |
| * Cobalt, Total | 10/30/20 11:47 | 11/2/20 13:53 | | 1.015 | Not Detected | mg/L | 0.002 | 0.005 | U |
| * Lead, Total | 10/30/20 11:47 | 11/2/20 13:53 | | 1.015 | Not Detected | mg/L | 0.001 | 0.005 | U |
| * Molybdenum, Total | 10/30/20 11:47 | 11/2/20 13:53 | | 1.015 | 0.0356 | mg/L | 0.002 | 0.01 | |
| * Potassium, Total | 10/30/20 11:47 | 11/2/20 13:53 | | 1.015 | 3.75 | mg/L | 0.3 | 2.5 | |
| * Manganese, Total | 10/30/20 11:47 | 11/5/20 09:44 | | 5.075 | 1.82 | mg/L | 0.005075 | 0.025375 | |
| * Selenium, Total | 10/30/20 11:47 | 11/2/20 13:53 | | 1.015 | Not Detected | mg/L | 0.002 | 0.01 | U |
| * Thallium, Total | 10/30/20 11:47 | 11/2/20 13:53 | | 1.015 | Not Detected | mg/L | 0.0002 | 0.001 | U |
| ***Analytical Method: EPA 200.8*** | ***Analyst: DLJ*** | | | | | | | | |
| * Manganese, Dissolved | 11/2/20 13:48 | 11/5/20 17:03 | | 5.075 | 1.74 | mg/L | 0.005075 | 0.025375 | |
| ***Analytical Method: EPA 245.1*** | ***Analyst: ABB*** | | | | | | | | |
| * Mercury, Total by CVAA | 10/26/20 11:29 | 10/27/20 13:03 | | 1 | Not Detected | mg/L | 0.0003 | 0.0005 | U |
| ***Analytical Method: SM 2320 B*** | ***Analyst: JAG*** | | | | | | | | |
| Alkalinity, Total as CaCO3 | 10/28/20 10:55 | 10/28/20 11:50 | | 1 | 198 | mg/L | | 0.1 | |
| ***Analytical Method: SM 2540C*** | ***Analyst: TJW*** | | | | | | | | |
| * Solids, Dissolved | 10/22/20 16:10 | 10/26/20 14:50 | | 1 | 588 | mg/L | | 50 | |

MDL's and RL's are adjusted for sample dilution, as applicable

**Comments:** The client submitted filtered samples for dissolved analysis, but no MB or LCS were submitted. Therefore, dissolved data is qualified. A major power failure occurred. Storage temperature exceeded six degrees Celsius for approximately five hours. Therefore, Sulfate result is qualified. LBM 11/17/20

Reported: 11/20/2020
Version: 3.1
COA_CCR

Alabama Power
General Test Laboratory
744 County Road 87, GSC #8
Calera, AL 35040

# *Certificate Of Analysis*

Alabama Power

**Description:** Miller Ash Pond - MW-7SR

**Location Code:** WMWMILAP
**Collected:** 10/20/20 09:55
**Customer ID:**
**Submittal Date:** 10/22/20 11:14

**Laboratory ID Number:** BA19508

| Name | Prepared | Analyzed | Vio Spec | DF | Results | Units | MDL | RL | Q |
|---|---|---|---|---|---|---|---|---|---|
| ***Analytical Method: SM 4500CO2 D*** | ***Analyst: JAG*** | | | | | | | | |
| Bicarbonate Alkalinity, (calc.) | 10/28/20 10:55 | 10/28/20 11:50 | | 1 | 198 | mg/L | | | |
| Carbonate Alkalinity, (calc.) | 10/28/20 10:55 | 10/28/20 11:50 | | 1 | 0.09 | mg/L | | | |
| ***Analytical Method: SM4500Cl E*** | ***Analyst: JCC*** | | | | | | | | |
| * Chloride | 10/28/20 13:23 | 10/28/20 13:23 | | 3 | 22.9 | mg/L | 1.50 | 3 | |
| ***Analytical Method: SM4500F G 2017*** | ***Analyst: JCC*** | | | | | | | | |
| * Fluoride | 10/30/20 13:16 | 10/30/20 13:16 | | 1 | 0.222 | mg/L | 0.06 | 0.1 | |
| ***Analytical Method: SM4500SO4 E 2011*** | ***Analyst: JCC*** | | | | | | | | |
| * Sulfate | 11/2/20 12:54 | 11/2/20 12:54 | | 32 | 268 | mg/L | 16.00 | 32 | |
| ***Analytical Method: Field Measurements*** | ***Analyst: TJD*** | | | | | | | | |
| Conductivity | 10/20/20 09:53 | 10/20/20 09:53 | | | 894.56 | uS/cm | | | FA |
| pH | 10/20/20 09:53 | 10/20/20 09:53 | | | 6.54 | SU | | | FA |
| Temperature | 10/20/20 09:53 | 10/20/20 09:53 | | | 18.19 | C | | | FA |
| Turbidity | 10/20/20 09:53 | 10/20/20 09:53 | | | 1.58 | NTU | | | FA |

MDL's and RL's are adjusted for sample dilution, as applicable

**Comments:** The client submitted filtered samples for dissolved analysis, but no MB or LCS were submitted. Therefore, dissolved data is qualified. A major power failure occurred. Storage temperature exceeded six degrees Celsius for approximately five hours. Therefore, Sulfate result is qualified. LBM 11/17/20

Reported: 11/20/2020
Version: 3.1
COA_CCR

Alabama Power
General Test Laboratory
744 County Road 87, GSC #8
Calera, AL 35040

# Batch QC Summary

Alabama Power

**Customer Account:** WMWMILAP
**Sample Date:** 10/20/20 09:55
**Customer ID:**
**Delivery Date:** 10/22/20 11:14

**Description:** Miller Ash Pond - MW-7SR

**Laboratory ID Number:** BA19508

| Sample | Analysis | Units | MB | MB Limit | Spike | MS | MSD | Standard | Standard Limit | Rec | Rec Limit | Prec | Prec Limit |
|---|---|---|---|---|---|---|---|---|---|---|---|---|---|
| BA19515 | Calcium, Total | mg/L | 0.00358 | 0.1518 | 5.00 | 29.7 | 29.6 | 5.07 | 4.25 to 5.75 | 102 | 70 to 130 | 0.337 | 20 |
| BA19515 | Chromium, Total | mg/L | 0.000114 | 0.00044 | 0.10 | 0.108 | 0.107 | 0.108 | 0.085 to 0.115 | 108 | 70 to 130 | 0.930 | 20 |
| BA19515 | Lithium, Total | mg/L | -0.000279 | 0.0154 | 0.20 | 0.382 | 0.377 | 0.194 | 0.17 to 0.23 | 113 | 70 to 130 | 1.32 | 20 |
| BA19510 | Iron, Dissolved | mg/L | 0.000685 | 0.0176 | 0.2 | 29.8 | 31.1 | 0.206 | 0.17 to 0.23 | -750 | 70 to 130 | 4.27 | 20 |
| BA19515 | Cadmium, Total | mg/L | 0.0000034 | 0.0001474 | 0.10 | 0.103 | 0.103 | 0.100 | 0.085 to 0.115 | 103 | 70 to 130 | 0.00 | 20 |
| BA19515 | Manganese, Total | mg/L | 0.0000343 | 0.0001474 | 0.10 | 0.149 | 0.147 | 0.103 | 0.085 to 0.115 | 102 | 70 to 130 | 1.35 | 20 |
| BA19510 | Manganese, Dissolved | mg/L | -0.0000246 | 0.0001474 | 0.100 | 6.85 | 6.86 | 0.101 | 0.085 to 0.115 | 90.0 | 70 to 130 | 0.146 | 20 |
| BA19515 | Barium, Total | mg/L | -0.0000218 | 0.0002 | 0.10 | 0.200 | 0.204 | 0.103 | 0.085 to 0.115 | 105 | 70 to 130 | 1.98 | 20 |
| BA19515 | Cobalt, Total | mg/L | -0.000122 | 0.0001474 | 0.10 | 0.109 | 0.107 | 0.107 | 0.085 to 0.115 | 109 | 70 to 130 | 1.85 | 20 |
| BA19515 | Iron, Total | mg/L | 0.000275 | 0.0176 | 0.2 | 0.247 | 0.243 | 0.199 | 0.17 to 0.23 | 98.8 | 70 to 130 | 1.63 | 20 |
| BA19515 | Molybdenum, Total | mg/L | 0.0000628 | 0.0001474 | 0.10 | 0.110 | 0.109 | 0.104 | 0.085 to 0.115 | 108 | 70 to 130 | 0.913 | 20 |
| BA19509 | Mercury, Total by CVAA | mg/L | 0.0000811 | 0.0005 | 0.004 | 0.00339 | 0.00329 | 0.00391 | 0.0034 to 0.0046 | 84.8 | 70 to 130 | 2.99 | 20 |
| BA19515 | Boron, Total | mg/L | 0.00134 | 0.0650254 | 1.00 | 1.18 | 1.16 | 0.985 | 0.85 to 1.15 | 102 | 70 to 130 | 1.71 | 20 |
| BA19515 | Thallium, Total | mg/L | -0.000125 | 0.0001474 | 0.10 | 0.110 | 0.106 | 0.106 | 0.085 to 0.115 | 110 | 70 to 130 | 3.70 | 20 |
| BA19515 | Potassium, Total | mg/L | 0.0264 | 0.3674 | 10.0 | 15.0 | 15.2 | 10.6 | 8.5 to 11.5 | 109 | 70 to 130 | 1.32 | 20 |
| BA19515 | Sodium, Total | mg/L | 0.00238 | 0.044 | 5.00 | 478 | 475 | 4.99 | 4.25 to 5.75 | -40.0 | 70 to 130 | 0.630 | 20 |
| BA19515 | Antimony, Total | mg/L | 0.000162 | 0.001 | 0.10 | 0.106 | 0.108 | 0.0974 | 0.085 to 0.115 | 106 | 70 to 130 | 1.87 | 20 |
| BA19515 | Selenium, Total | mg/L | 0.0000138 | 0.001 | 0.10 | 0.0599 | 0.0596 | 0.104 | 0.085 to 0.115 | 59.9 | 70 to 130 | 0.502 | 20 |
| BA19515 | Arsenic, Total | mg/L | 0.0000264 | 0.0001474 | 0.10 | 0.112 | 0.110 | 0.109 | 0.085 to 0.115 | 112 | 70 to 130 | 1.80 | 20 |
| BA19515 | Beryllium, Total | mg/L | 0.0000105 | 0.00088 | 0.10 | 0.105 | 0.107 | 0.105 | 0.085 to 0.115 | 105 | 70 to 130 | 1.89 | 20 |
| BA19515 | Magnesium, Total | mg/L | -0.000502 | 0.0462 | 5.00 | 11.8 | 11.6 | 5.14 | 4.25 to 5.75 | 102 | 70 to 130 | 1.71 | 20 |
| BA19515 | Lead, Total | mg/L | 0.0000071 | 0.0001474 | 0.10 | 0.114 | 0.110 | 0.108 | 0.085 to 0.115 | 114 | 70 to 130 | 3.57 | 20 |

**Comments:** The client submitted filtered samples for dissolved analysis, but no MB or LCS were submitted. Therefore, dissolved data is qualified. A major power failure occurred. Storage temperature exceeded six degrees Celsius for approximately five hours. Therefore, Sulfate result is qualified. LBM 11/17/20

Reported: 11/20/2020
Version: 3.1
COA_CCR

Alabama Power
General Test Laboratory
744 County Road 87, GSC #8
Calera, AL 35040

Alabama Power

# Batch QC Summary

**Customer Account:** WMWMILAP
**Sample Date:** 10/20/20 09:55
**Customer ID:**
**Delivery Date:** 10/22/20 11:14

**Description:** Miller Ash Pond - MW-7SR

**Laboratory ID Number:** BA19508

| Sample | Analysis | Units | MB | MB Limit | Spike | MS | Sample Duplicate | Standard | Standard Limit | Rec | Rec Limit | Prec | Prec Limit |
|---|---|---|---|---|---|---|---|---|---|---|---|---|---|
| BA19510 | Alkalinity, Total as CaCO3 | mg/L | | | | | 51.6 | 52.3 | 45.0 to 55.0 | | | 3.62 | 10 |
| BA19514 | Fluoride | mg/L | 0.0178 | 0.05 | 2.50 | 2.52 | 0.0268 | 2.58 | 2.25 to 2.75 | 101 | 80 to 120 | 0.00 | 20 |
| BA19508 | Sulfate | mg/L | -0.559 | 0.50 | 640 | 846 | 272 | 18.2 | 18 to 22 | 90.3 | 80 to 120 | 1.48 | 20 |
| BA19510 | Solids, Dissolved | mg/L | 1.00 | 25 | | | 884 | 55.0 | 40 to 60 | | | 0.455 | 5 |
| BA19514 | Chloride | mg/L | -0.0114 | 0.50 | 10.0 | 9.71 | 0.0976 | 9.76 | 9 to 11 | 97.1 | 80 to 120 | 0.00 | 20 |

**Comments:** The client submitted filtered samples for dissolved analysis, but no MB or LCS were submitted. Therefore, dissolved data is qualified. A major power failure occurred. Storage temperature exceeded six degrees Celsius for approximately five hours. Therefore, Sulfate result is qualified. LBM 11/17/20

Alabama Power
General Test Laboratory
744 County Road 87, GSC #8
Calera, AL 35040

# Certificate Of Analysis

Alabama Power

**Description:** Miller Ash Pond - MW-7DR

**Location Code:** WMWMILAP
**Collected:** 10/20/20 11:20
**Customer ID:**
**Submittal Date:** 10/22/20 11:14

**Laboratory ID Number:** BA19509

| Name | Prepared | Analyzed | Vio Spec | DF | Results | Units | MDL | RL | Q |
|---|---|---|---|---|---|---|---|---|---|
| ***Analytical Method: EPA 200.7*** | ***Analyst: RDA*** | | | | ***Preparation Method: EPA 1638*** | | | | |
| * Boron, Total | 11/3/20 09:00 | 11/4/20 10:44 | | 1.015 | 0.745 | mg/L | 0.03 | 0.1 | |
| * Calcium, Total | 11/3/20 09:00 | 11/4/20 12:36 | | 50.75 | 121 | mg/L | 5.075 | 25.375 | |
| * Iron, Total | 11/3/20 09:00 | 11/4/20 10:44 | | 1.015 | 2.15 | mg/L | 0.02 | 0.05 | |
| * Lithium, Total | 11/3/20 09:00 | 11/4/20 10:44 | | 1.015 | 0.120 | mg/L | 0.01 | 0.02 | |
| * Magnesium, Total | 11/3/20 09:00 | 11/4/20 10:44 | | 1.015 | 39.1 | mg/L | 0.1 | 0.5 | |
| * Sodium, Total | 11/3/20 09:00 | 11/4/20 12:36 | | 50.75 | 77.8 | mg/L | 5.075 | 25.375 | |
| ***Analytical Method: EPA 200.7*** | ***Analyst: RDA*** | | | | | | | | |
| * Iron, Dissolved | 10/27/20 15:00 | 11/2/20 11:27 | | 1.015 | 2.22 | mg/L | 0.02 | 0.05 | |
| ***Analytical Method: EPA 200.8*** | ***Analyst: DLJ*** | | | | ***Preparation Method: EPA 1638*** | | | | |
| * Antimony, Total | 10/30/20 11:47 | 11/2/20 13:55 | | 1.015 | Not Detected | mg/L | 0.0008 | 0.003 | U |
| * Arsenic, Total | 10/30/20 11:47 | 11/2/20 13:55 | | 1.015 | 0.00547 | mg/L | 0.001 | 0.005 | |
| * Barium, Total | 10/30/20 11:47 | 11/2/20 13:55 | | 1.015 | 0.0331 | mg/L | 0.002 | 0.01 | |
| * Beryllium, Total | 10/30/20 11:47 | 11/2/20 13:55 | | 1.015 | Not Detected | mg/L | 0.0006 | 0.003 | U |
| * Cadmium, Total | 10/30/20 11:47 | 11/2/20 13:55 | | 1.015 | Not Detected | mg/L | 0.0003 | 0.001 | U |
| * Chromium, Total | 10/30/20 11:47 | 11/2/20 13:55 | | 1.015 | Not Detected | mg/L | 0.002 | 0.01 | U |
| * Cobalt, Total | 10/30/20 11:47 | 11/2/20 13:55 | | 1.015 | Not Detected | mg/L | 0.002 | 0.005 | U |
| * Lead, Total | 10/30/20 11:47 | 11/2/20 13:55 | | 1.015 | Not Detected | mg/L | 0.001 | 0.005 | U |
| * Molybdenum, Total | 10/30/20 11:47 | 11/2/20 13:55 | | 1.015 | 0.00424 | mg/L | 0.002 | 0.01 | J |
| * Potassium, Total | 10/30/20 11:47 | 11/2/20 13:55 | | 1.015 | 4.20 | mg/L | 0.3 | 2.5 | |
| * Manganese, Total | 10/30/20 11:47 | 11/2/20 13:55 | | 1.015 | 1.22 | mg/L | 0.001 | 0.005 | |
| * Selenium, Total | 10/30/20 11:47 | 11/2/20 13:55 | | 1.015 | Not Detected | mg/L | 0.002 | 0.01 | U |
| * Thallium, Total | 10/30/20 11:47 | 11/2/20 13:55 | | 1.015 | Not Detected | mg/L | 0.0002 | 0.001 | U |
| ***Analytical Method: EPA 200.8*** | ***Analyst: DLJ*** | | | | | | | | |
| * Manganese, Dissolved | 11/2/20 13:48 | 11/4/20 15:13 | | 1.015 | 1.08 | mg/L | 0.001 | 0.005 | |
| ***Analytical Method: EPA 245.1*** | ***Analyst: ABB*** | | | | | | | | |
| * Mercury, Total by CVAA | 10/26/20 11:29 | 10/27/20 13:06 | | 1 | Not Detected | mg/L | 0.0003 | 0.0005 | U |
| ***Analytical Method: SM 2320 B*** | ***Analyst: JAG*** | | | | | | | | |
| Alkalinity, Total as CaCO3 | 10/28/20 10:55 | 10/28/20 11:50 | | 1 | 162 | mg/L | | 0.1 | |
| ***Analytical Method: SM 2540C*** | ***Analyst: TJW*** | | | | | | | | |
| * Solids, Dissolved | 10/22/20 16:10 | 10/26/20 14:50 | | 1 | 818 | mg/L | | 50 | |

MDL's and RL's are adjusted for sample dilution, as applicable

**Comments:** The client submitted filtered samples for dissolved analysis, but no MB or LCS were submitted. Therefore, dissolved data is qualified. A major power failure occurred. Storage temperature exceeded six degrees Celsius for approximately five hours. Therefore, Sulfate result is qualified. LBM 11/17/20

Reported: 11/20/2020
Version: 3.1
COA_CCR

Alabama Power
General Test Laboratory
744 County Road 87, GSC #8
Calera, AL 35040

# *Certificate Of Analysis*

Alabama Power

**Description:** Miller Ash Pond - MW-7DR

**Location Code:** WMWMILAP
**Collected:** 10/20/20 11:20
**Customer ID:**
**Submittal Date:** 10/22/20 11:14

**Laboratory ID Number:** BA19509

| Name | Prepared | Analyzed | Vio Spec | DF | Results | Units | MDL | RL | Q |
|---|---|---|---|---|---|---|---|---|---|
| ***Analytical Method: SM 4500CO2 D*** | ***Analyst: JAG*** | | | | | | | | |
| Bicarbonate Alkalinity, (calc.) | 10/28/20 10:55 | 10/28/20 11:50 | | 1 | 162 | mg/L | | | |
| Carbonate Alkalinity, (calc.) | 10/28/20 10:55 | 10/28/20 11:50 | | 1 | 0.12 | mg/L | | | |
| ***Analytical Method: SM4500Cl E*** | ***Analyst: JCC*** | | | | | | | | |
| * Chloride | 10/28/20 13:24 | 10/28/20 13:24 | | 3 | 43.2 | mg/L | 1.50 | 3 | |
| ***Analytical Method: SM4500F G 2017*** | ***Analyst: JCC*** | | | | | | | | |
| * Fluoride | 10/30/20 13:17 | 10/30/20 13:17 | | 1 | 0.122 | mg/L | 0.06 | 0.1 | |
| ***Analytical Method: SM4500SO4 E 2011*** | ***Analyst: JCC*** | | | | | | | | |
| * Sulfate | 11/2/20 13:40 | 11/2/20 13:40 | | 25 | 384 | mg/L | 12.50 | 25 | |
| ***Analytical Method: Field Measurements*** | ***Analyst: TJD*** | | | | | | | | |
| Conductivity | 10/20/20 11:18 | 10/20/20 11:18 | | | 1146.26 | uS/cm | | | FA |
| pH | 10/20/20 11:18 | 10/20/20 11:18 | | | 6.78 | SU | | | FA |
| Temperature | 10/20/20 11:18 | 10/20/20 11:18 | | | 17.44 | C | | | FA |
| Turbidity | 10/20/20 11:18 | 10/20/20 11:18 | | | 1.81 | NTU | | | FA |

MDL's and RL's are adjusted for sample dilution, as applicable

**Comments:** The client submitted filtered samples for dissolved analysis, but no MB or LCS were submitted. Therefore, dissolved data is qualified. A major power failure occurred. Storage temperature exceeded six degrees Celsius for approximately five hours. Therefore, Sulfate result is qualified. LBM 11/17/20

Reported: 11/20/2020
Version: 3.1
COA_CCR

Alabama Power
General Test Laboratory
744 County Road 87, GSC #8
Calera, AL 35040

# Batch QC Summary

Alabama Power

**Customer Account:** WMWMILAP
**Sample Date:** 10/20/20 11:20
**Customer ID:**
**Delivery Date:** 10/22/20 11:14

**Description:** Miller Ash Pond - MW-7DR

**Laboratory ID Number:** BA19509

| Sample | Analysis | Units | MB | MB Limit | Spike | MS | MSD | Standard | Standard Limit | Rec | Rec Limit | Prec | Prec Limit |
|---|---|---|---|---|---|---|---|---|---|---|---|---|---|
| BA19515 | Calcium, Total | mg/L | 0.00358 | 0.1518 | 5.00 | 29.7 | 29.6 | 5.07 | 4.25 to 5.75 | 102 | 70 to 130 | 0.337 | 20 |
| BA19515 | Chromium, Total | mg/L | 0.000114 | 0.00044 | 0.10 | 0.108 | 0.107 | 0.108 | 0.085 to 0.115 | 108 | 70 to 130 | 0.930 | 20 |
| BA19515 | Lithium, Total | mg/L | -0.000279 | 0.0154 | 0.20 | 0.382 | 0.377 | 0.194 | 0.17 to 0.23 | 113 | 70 to 130 | 1.32 | 20 |
| BA19515 | Potassium, Total | mg/L | 0.0264 | 0.3674 | 10.0 | 15.0 | 15.2 | 10.6 | 8.5 to 11.5 | 109 | 70 to 130 | 1.32 | 20 |
| BA19515 | Sodium, Total | mg/L | 0.00238 | 0.044 | 5.00 | 478 | 475 | 4.99 | 4.25 to 5.75 | -40.0 | 70 to 130 | 0.630 | 20 |
| BA19515 | Antimony, Total | mg/L | 0.000162 | 0.001 | 0.10 | 0.106 | 0.108 | 0.0974 | 0.085 to 0.115 | 106 | 70 to 130 | 1.87 | 20 |
| BA19515 | Selenium, Total | mg/L | 0.0000138 | 0.001 | 0.10 | 0.0599 | 0.0596 | 0.104 | 0.085 to 0.115 | 59.9 | 70 to 130 | 0.502 | 20 |
| BA19510 | Iron, Dissolved | mg/L | 0.000685 | 0.0176 | 0.2 | 29.8 | 31.1 | 0.206 | 0.17 to 0.23 | -750 | 70 to 130 | 4.27 | 20 |
| BA19515 | Cadmium, Total | mg/L | 0.0000034 | 0.0001474 | 0.10 | 0.103 | 0.103 | 0.100 | 0.085 to 0.115 | 103 | 70 to 130 | 0.00 | 20 |
| BA19515 | Manganese, Total | mg/L | 0.0000343 | 0.0001474 | 0.10 | 0.149 | 0.147 | 0.103 | 0.085 to 0.115 | 102 | 70 to 130 | 1.35 | 20 |
| BA19509 | Mercury, Total by CVAA | mg/L | 0.0000811 | 0.0005 | 0.004 | 0.00339 | 0.00329 | 0.00391 | 0.0034 to 0.0046 | 84.8 | 70 to 130 | 2.99 | 20 |
| BA19515 | Boron, Total | mg/L | 0.00134 | 0.0650254 | 1.00 | 1.18 | 1.16 | 0.985 | 0.85 to 1.15 | 102 | 70 to 130 | 1.71 | 20 |
| BA19515 | Thallium, Total | mg/L | -0.000125 | 0.0001474 | 0.10 | 0.110 | 0.106 | 0.106 | 0.085 to 0.115 | 110 | 70 to 130 | 3.70 | 20 |
| BA19515 | Arsenic, Total | mg/L | 0.0000264 | 0.0001474 | 0.10 | 0.112 | 0.110 | 0.109 | 0.085 to 0.115 | 112 | 70 to 130 | 1.80 | 20 |
| BA19515 | Beryllium, Total | mg/L | 0.0000105 | 0.00088 | 0.10 | 0.105 | 0.107 | 0.105 | 0.085 to 0.115 | 105 | 70 to 130 | 1.89 | 20 |
| BA19515 | Magnesium, Total | mg/L | -0.000502 | 0.0462 | 5.00 | 11.8 | 11.6 | 5.14 | 4.25 to 5.75 | 102 | 70 to 130 | 1.71 | 20 |
| BA19515 | Lead, Total | mg/L | 0.0000071 | 0.0001474 | 0.10 | 0.114 | 0.110 | 0.108 | 0.085 to 0.115 | 114 | 70 to 130 | 3.57 | 20 |
| BA19510 | Manganese, Dissolved | mg/L | -0.0000246 | 0.0001474 | 0.100 | 6.85 | 6.86 | 0.101 | 0.085 to 0.115 | 90.0 | 70 to 130 | 0.146 | 20 |
| BA19515 | Barium, Total | mg/L | -0.0000218 | 0.0002 | 0.10 | 0.200 | 0.204 | 0.103 | 0.085 to 0.115 | 105 | 70 to 130 | 1.98 | 20 |
| BA19515 | Cobalt, Total | mg/L | -0.000122 | 0.0001474 | 0.10 | 0.109 | 0.107 | 0.107 | 0.085 to 0.115 | 109 | 70 to 130 | 1.85 | 20 |
| BA19515 | Iron, Total | mg/L | 0.000275 | 0.0176 | 0.2 | 0.247 | 0.243 | 0.199 | 0.17 to 0.23 | 98.8 | 70 to 130 | 1.63 | 20 |
| BA19515 | Molybdenum, Total | mg/L | 0.0000628 | 0.0001474 | 0.10 | 0.110 | 0.109 | 0.104 | 0.085 to 0.115 | 108 | 70 to 130 | 0.913 | 20 |

**Comments:** The client submitted filtered samples for dissolved analysis, but no MB or LCS were submitted. Therefore, dissolved data is qualified. A major power failure occurred. Storage temperature exceeded six degrees Celsius for approximately five hours. Therefore, Sulfate result is qualified. LBM 11/17/20

Reported: 11/20/2020
Version: 3.1
COA_CCR

Alabama Power
General Test Laboratory
744 County Road 87, GSC #8
Calera, AL 35040

Alabama Power

# Batch QC Summary

**Customer Account:** WMWMILAP
**Sample Date:** 10/20/20 11:20
**Customer ID:**
**Delivery Date:** 10/22/20 11:14

**Description:** Miller Ash Pond - MW-7DR

**Laboratory ID Number:** BA19509

| Sample | Analysis | Units | MB | MB Limit | Spike | MS | Sample Duplicate | Standard | Standard Limit | Rec | Rec Limit | Prec | Prec Limit |
|---|---|---|---|---|---|---|---|---|---|---|---|---|---|
| BA19514 | Fluoride | mg/L | 0.0178 | 0.05 | 2.50 | 2.52 | 0.0268 | 2.58 | 2.25 to 2.75 | 101 | 80 to 120 | 0.00 | 20 |
| BA19510 | Alkalinity, Total as CaCO3 | mg/L | | | | | 51.6 | 52.3 | 45.0 to 55.0 | | | 3.62 | 10 |
| BA19516 | Sulfate | mg/L | -0.433 | 0.50 | 1600 | 2920 | 1370 | 18.4 | 18 to 22 | 97.5 | 80 to 120 | 0.733 | 20 |
| BA19510 | Solids, Dissolved | mg/L | 1.00 | 25 | | | 884 | 55.0 | 40 to 60 | | | 0.455 | 5 |
| BA19514 | Chloride | mg/L | -0.0114 | 0.50 | 10.0 | 9.71 | 0.0976 | 9.76 | 9 to 11 | 97.1 | 80 to 120 | 0.00 | 20 |

**Comments:** The client submitted filtered samples for dissolved analysis, but no MB or LCS were submitted. Therefore, dissolved data is qualified. A major power failure occurred. Storage temperature exceeded six degrees Celsius for approximately five hours. Therefore, Sulfate result is qualified. LBM 11/17/20

Alabama Power
General Test Laboratory
744 County Road 87, GSC #8
Calera, AL 35040

# Certificate Of Analysis

Alabama Power

**Description:** Miller Ash Pond - MW-6

**Location Code:** WMWMILAP
**Collected:** 10/20/20 12:50
**Customer ID:**
**Submittal Date:** 10/22/20 11:14

**Laboratory ID Number:** BA19510

| Name | Prepared | Analyzed | Vio Spec | DF | Results | Units | MDL | RL | Q |
|---|---|---|---|---|---|---|---|---|---|
| ***Analytical Method: EPA 200.7*** | ***Analyst: RDA*** | | | | ***Preparation Method: EPA 1638*** | | | | |
| * Boron, Total | 11/3/20 09:00 | 11/4/20 10:47 | | 1.015 | 0.947 | mg/L | 0.03 | 0.1 | |
| * Calcium, Total | 11/3/20 09:00 | 11/4/20 12:39 | | 10.15 | 148 | mg/L | 1.015 | 5.075 | |
| * Iron, Total | 11/3/20 09:00 | 11/4/20 12:39 | | 10.15 | 29.1 | mg/L | 0.203 | 0.5075 | |
| * Lithium, Total | 11/3/20 09:00 | 11/4/20 10:47 | | 1.015 | 0.0785 | mg/L | 0.01 | 0.02 | |
| * Magnesium, Total | 11/3/20 09:00 | 11/4/20 10:47 | | 1.015 | 30.0 | mg/L | 0.1 | 0.5 | |
| * Sodium, Total | 11/3/20 09:00 | 11/4/20 12:39 | | 10.15 | 48.9 | mg/L | 1.015 | 5.075 | |
| ***Analytical Method: EPA 200.7*** | ***Analyst: RDA*** | | | | | | | | |
| * Iron, Dissolved | 10/27/20 15:00 | 11/2/20 13:04 | | 10.15 | 31.3 | mg/L | 0.203 | 0.5075 | RA |
| ***Analytical Method: EPA 200.8*** | ***Analyst: DLJ*** | | | | ***Preparation Method: EPA 1638*** | | | | |
| * Antimony, Total | 10/30/20 11:47 | 11/2/20 13:58 | | 1.015 | Not Detected | mg/L | 0.0008 | 0.003 | U |
| * Arsenic, Total | 10/30/20 11:47 | 11/2/20 13:58 | | 1.015 | Not Detected | mg/L | 0.001 | 0.005 | U |
| * Barium, Total | 10/30/20 11:47 | 11/2/20 13:58 | | 1.015 | 0.0252 | mg/L | 0.002 | 0.01 | |
| * Beryllium, Total | 10/30/20 11:47 | 11/2/20 13:58 | | 1.015 | Not Detected | mg/L | 0.0006 | 0.003 | U |
| * Cadmium, Total | 10/30/20 11:47 | 11/2/20 13:58 | | 1.015 | Not Detected | mg/L | 0.0003 | 0.001 | U |
| * Chromium, Total | 10/30/20 11:47 | 11/2/20 13:58 | | 1.015 | Not Detected | mg/L | 0.002 | 0.01 | U |
| * Cobalt, Total | 10/30/20 11:47 | 11/2/20 13:58 | | 1.015 | 0.00675 | mg/L | 0.002 | 0.005 | |
| * Lead, Total | 10/30/20 11:47 | 11/2/20 13:58 | | 1.015 | Not Detected | mg/L | 0.001 | 0.005 | U |
| * Molybdenum, Total | 10/30/20 11:47 | 11/2/20 13:58 | | 1.015 | Not Detected | mg/L | 0.002 | 0.01 | U |
| * Potassium, Total | 10/30/20 11:47 | 11/2/20 13:58 | | 1.015 | 7.30 | mg/L | 0.3 | 2.5 | |
| * Manganese, Total | 10/30/20 11:47 | 11/5/20 09:46 | | 10.15 | 6.92 | mg/L | 0.01015 | 0.05075 | |
| * Selenium, Total | 10/30/20 11:47 | 11/2/20 13:58 | | 1.015 | Not Detected | mg/L | 0.002 | 0.01 | U |
| * Thallium, Total | 10/30/20 11:47 | 11/2/20 13:58 | | 1.015 | Not Detected | mg/L | 0.0002 | 0.001 | U |
| ***Analytical Method: EPA 200.8*** | ***Analyst: DLJ*** | | | | | | | | |
| * Manganese, Dissolved | 11/2/20 13:48 | 11/5/20 17:06 | | 10.15 | 6.76 | mg/L | 0.01015 | 0.05075 | |
| ***Analytical Method: EPA 245.1*** | ***Analyst: ABB*** | | | | | | | | |
| * Mercury, Total by CVAA | 10/26/20 11:29 | 10/27/20 13:25 | | 1 | Not Detected | mg/L | 0.0003 | 0.0005 | U |
| ***Analytical Method: SM 2320 B*** | ***Analyst: JAG*** | | | | | | | | |
| Alkalinity, Total as CaCO3 | 10/28/20 10:55 | 10/28/20 11:50 | | 1 | 53.5 | mg/L | | 0.1 | |
| ***Analytical Method: SM 2540C*** | ***Analyst: TJW*** | | | | | | | | |
| * Solids, Dissolved | 10/22/20 16:10 | 10/26/20 14:50 | | 1 | 876 | mg/L | | 50 | |

MDL's and RL's are adjusted for sample dilution, as applicable

**Comments:** The client submitted filtered samples for dissolved analysis, but no MB or LCS were submitted. Therefore, dissolved data is qualified. A major power failure occurred. Storage temperature exceeded six degrees Celsius for approximately five hours. Therefore, Sulfate result is qualified. LBM 11/17/20

Reported: 11/20/2020
Version: 3.1
COA_CCR

Alabama Power
General Test Laboratory
744 County Road 87, GSC #8
Calera, AL 35040

# *Certificate Of Analysis*

Alabama Power

**Description:** Miller Ash Pond - MW-6

**Location Code:** WMWMILAP
**Collected:** 10/20/20 12:50
**Customer ID:**
**Submittal Date:** 10/22/20 11:14

**Laboratory ID Number:** BA19510

| Name | Prepared | Analyzed | Vio Spec | DF | Results | Units | MDL | RL | Q |
|---|---|---|---|---|---|---|---|---|---|
| ***Analytical Method: SM 4500CO2 D*** | ***Analyst: JAG*** | | | | | | | | |
| Bicarbonate Alkalinity, (calc.) | 10/28/20 10:55 | 10/28/20 11:50 | | 1 | 53.5 | mg/L | | | |
| Carbonate Alkalinity, (calc.) | 10/28/20 10:55 | 10/28/20 11:50 | | 1 | 0.01 | mg/L | | | |
| ***Analytical Method: SM4500Cl E*** | ***Analyst: JCC*** | | | | | | | | |
| * Chloride | 10/28/20 13:25 | 10/28/20 13:25 | | 3 | 34.0 | mg/L | 1.50 | 3 | |
| ***Analytical Method: SM4500F G 2017*** | ***Analyst: JCC*** | | | | | | | | |
| * Fluoride | 10/30/20 13:19 | 10/30/20 13:19 | | 1 | 0.109 | mg/L | 0.06 | 0.1 | |
| ***Analytical Method: SM4500SO4 E 2011*** | ***Analyst: JCC*** | | | | | | | | |
| * Sulfate | 11/2/20 13:41 | 11/2/20 13:41 | | 32 | 513 | mg/L | 16.00 | 32 | |
| ***Analytical Method: Field Measurements*** | ***Analyst: TJD*** | | | | | | | | |
| Conductivity | 10/20/20 12:45 | 10/20/20 12:45 | | | 1112.58 | uS/cm | | | FA |
| pH | 10/20/20 12:45 | 10/20/20 12:45 | | | 6.15 | SU | | | FA |
| Temperature | 10/20/20 12:45 | 10/20/20 12:45 | | | 21.69 | C | | | FA |
| Turbidity | 10/20/20 12:45 | 10/20/20 12:45 | | | 1.19 | NTU | | | FA |

MDL's and RL's are adjusted for sample dilution, as applicable

**Comments:** The client submitted filtered samples for dissolved analysis, but no MB or LCS were submitted. Therefore, dissolved data is qualified. A major power failure occurred. Storage temperature exceeded six degrees Celsius for approximately five hours. Therefore, Sulfate result is qualified. LBM 11/17/20

Reported: 11/20/2020
Version: 3.1
COA_CCR

Alabama Power
General Test Laboratory
744 County Road 87, GSC #8
Calera, AL 35040

# Batch QC Summary

Alabama Power

**Customer Account:** WMWMILAP
**Sample Date:** 10/20/20 12:50
**Customer ID:**
**Delivery Date:** 10/22/20 11:14

**Description:** Miller Ash Pond - MW-6

**Laboratory ID Number:** BA19510

| Sample | Analysis | Units | MB | MB Limit | Spike | MS | MSD | Standard | Standard Limit | Rec | Rec Limit | Prec | Prec Limit |
|---|---|---|---|---|---|---|---|---|---|---|---|---|---|
| BA19515 | Calcium, Total | mg/L | 0.00358 | 0.1518 | 5.00 | 29.7 | 29.6 | 5.07 | 4.25 to 5.75 | 102 | 70 to 130 | 0.337 | 20 |
| BA19515 | Chromium, Total | mg/L | 0.000114 | 0.00044 | 0.10 | 0.108 | 0.107 | 0.108 | 0.085 to 0.115 | 108 | 70 to 130 | 0.930 | 20 |
| BA19515 | Lithium, Total | mg/L | -0.000279 | 0.0154 | 0.20 | 0.382 | 0.377 | 0.194 | 0.17 to 0.23 | 113 | 70 to 130 | 1.32 | 20 |
| BA19515 | Boron, Total | mg/L | 0.00134 | 0.0650254 | 1.00 | 1.18 | 1.16 | 0.985 | 0.85 to 1.15 | 102 | 70 to 130 | 1.71 | 20 |
| BA19515 | Thallium, Total | mg/L | -0.000125 | 0.0001474 | 0.10 | 0.110 | 0.106 | 0.106 | 0.085 to 0.115 | 110 | 70 to 130 | 3.70 | 20 |
| BA19510 | Manganese, Dissolved | mg/L | -0.0000246 | 0.0001474 | 0.100 | 6.85 | 6.86 | 0.101 | 0.085 to 0.115 | 90.0 | 70 to 130 | 0.146 | 20 |
| BA19515 | Barium, Total | mg/L | -0.0000218 | 0.0002 | 0.10 | 0.200 | 0.204 | 0.103 | 0.085 to 0.115 | 105 | 70 to 130 | 1.98 | 20 |
| BA19515 | Cobalt, Total | mg/L | -0.000122 | 0.0001474 | 0.10 | 0.109 | 0.107 | 0.107 | 0.085 to 0.115 | 109 | 70 to 130 | 1.85 | 20 |
| BA19515 | Iron, Total | mg/L | 0.000275 | 0.0176 | 0.2 | 0.247 | 0.243 | 0.199 | 0.17 to 0.23 | 98.8 | 70 to 130 | 1.63 | 20 |
| BA19515 | Molybdenum, Total | mg/L | 0.0000628 | 0.0001474 | 0.10 | 0.110 | 0.109 | 0.104 | 0.085 to 0.115 | 108 | 70 to 130 | 0.913 | 20 |
| BA19516 | Mercury, Total by CVAA | mg/L | 0.0000770 | 0.0005 | 0.004 | 0.00383 | 0.00382 | 0.00388 | 0.0034 to 0.0046 | 95.8 | 70 to 130 | 0.261 | 20 |
| BA19510 | Iron, Dissolved | mg/L | 0.000685 | 0.0176 | 0.2 | 29.8 | 31.1 | 0.206 | 0.17 to 0.23 | -750 | 70 to 130 | 4.27 | 20 |
| BA19515 | Cadmium, Total | mg/L | 0.0000034 | 0.0001474 | 0.10 | 0.103 | 0.103 | 0.100 | 0.085 to 0.115 | 103 | 70 to 130 | 0.00 | 20 |
| BA19515 | Manganese, Total | mg/L | 0.0000343 | 0.0001474 | 0.10 | 0.149 | 0.147 | 0.103 | 0.085 to 0.115 | 102 | 70 to 130 | 1.35 | 20 |
| BA19515 | Arsenic, Total | mg/L | 0.0000264 | 0.0001474 | 0.10 | 0.112 | 0.110 | 0.109 | 0.085 to 0.115 | 112 | 70 to 130 | 1.80 | 20 |
| BA19515 | Beryllium, Total | mg/L | 0.0000105 | 0.00088 | 0.10 | 0.105 | 0.107 | 0.105 | 0.085 to 0.115 | 105 | 70 to 130 | 1.89 | 20 |
| BA19515 | Magnesium, Total | mg/L | -0.000502 | 0.0462 | 5.00 | 11.8 | 11.6 | 5.14 | 4.25 to 5.75 | 102 | 70 to 130 | 1.71 | 20 |
| BA19515 | Lead, Total | mg/L | 0.0000071 | 0.0001474 | 0.10 | 0.114 | 0.110 | 0.108 | 0.085 to 0.115 | 114 | 70 to 130 | 3.57 | 20 |
| BA19515 | Potassium, Total | mg/L | 0.0264 | 0.3674 | 10.0 | 15.0 | 15.2 | 10.6 | 8.5 to 11.5 | 109 | 70 to 130 | 1.32 | 20 |
| BA19515 | Sodium, Total | mg/L | 0.00238 | 0.044 | 5.00 | 478 | 475 | 4.99 | 4.25 to 5.75 | -40.0 | 70 to 130 | 0.630 | 20 |
| BA19515 | Antimony, Total | mg/L | 0.000162 | 0.001 | 0.10 | 0.106 | 0.108 | 0.0974 | 0.085 to 0.115 | 106 | 70 to 130 | 1.87 | 20 |
| BA19515 | Selenium, Total | mg/L | 0.0000138 | 0.001 | 0.10 | 0.0599 | 0.0596 | 0.104 | 0.085 to 0.115 | 59.9 | 70 to 130 | 0.502 | 20 |

**Comments:** The client submitted filtered samples for dissolved analysis, but no MB or LCS were submitted. Therefore, dissolved data is qualified. A major power failure occurred. Storage temperature exceeded six degrees Celsius for approximately five hours. Therefore, Sulfate result is qualified. LBM 11/17/20

Reported: 11/20/2020
Version: 3.1
COA_CCR

Alabama Power
General Test Laboratory
744 County Road 87, GSC #8
Calera, AL 35040

Alabama Power

# Batch QC Summary

**Customer Account:** WMWMILAP
**Sample Date:** 10/20/20 12:50
**Customer ID:**
**Delivery Date:** 10/22/20 11:14

**Description:** Miller Ash Pond - MW-6

**Laboratory ID Number:** BA19510

| Sample | Analysis | Units | MB | MB Limit | Spike | MS | Sample Duplicate | Standard | Standard Limit | Rec | Rec Limit | Prec | Prec Limit |
|---|---|---|---|---|---|---|---|---|---|---|---|---|---|
| BA19510 | Alkalinity, Total as CaCO3 | mg/L | | | | | 51.6 | 52.3 | 45.0 to 55.0 | | | 3.62 | 10 |
| BA19516 | Sulfate | mg/L | -0.433 | 0.50 | 1600 | 2920 | 1370 | 18.4 | 18 to 22 | 97.5 | 80 to 120 | 0.733 | 20 |
| BA19514 | Fluoride | mg/L | 0.0178 | 0.05 | 2.50 | 2.52 | 0.0268 | 2.58 | 2.25 to 2.75 | 101 | 80 to 120 | 0.00 | 20 |
| BA19510 | Solids, Dissolved | mg/L | 1.00 | 25 | | | 884 | 55.0 | 40 to 60 | | | 0.455 | 5 |
| BA19514 | Chloride | mg/L | -0.0114 | 0.50 | 10.0 | 9.71 | 0.0976 | 9.76 | 9 to 11 | 97.1 | 80 to 120 | 0.00 | 20 |

**Comments:** The client submitted filtered samples for dissolved analysis, but no MB or LCS were submitted. Therefore, dissolved data is qualified. A major power failure occurred. Storage temperature exceeded six degrees Celsius for approximately five hours. Therefore, Sulfate result is qualified. LBM 11/17/20

Reported: 11/20/2020
Version: 3.1
COA_CCR

Alabama Power
General Test Laboratory
744 County Road 87, GSC #8
Calera, AL 35040

# Certificate Of Analysis

Alabama Power

**Description:** Miller Ash Pond - MW-22I

**Location Code:** WMWMILAP
**Collected:** 10/20/20 15:50
**Customer ID:**
**Submittal Date:** 10/22/20 11:14

**Laboratory ID Number:** BA19511

| Name | Prepared | Analyzed | Vio Spec | DF | Results | Units | MDL | RL | Q |
|---|---|---|---|---|---|---|---|---|---|
| ***Analytical Method: EPA 200.7*** | ***Analyst: RDA*** | | | | ***Preparation Method: EPA 1638*** | | | | |
| * Boron, Total | 11/3/20 09:00 | 11/4/20 10:51 | | 1.015 | 0.173 | mg/L | 0.03 | 0.1 | |
| * Calcium, Total | 11/3/20 09:00 | 11/4/20 10:51 | | 1.015 | 8.61 | mg/L | 0.1 | 0.5 | |
| * Iron, Total | 11/3/20 09:00 | 11/4/20 10:51 | | 1.015 | 0.159 | mg/L | 0.02 | 0.05 | |
| * Lithium, Total | 11/3/20 09:00 | 11/4/20 10:51 | | 1.015 | 0.141 | mg/L | 0.01 | 0.02 | |
| * Magnesium, Total | 11/3/20 09:00 | 11/4/20 10:51 | | 1.015 | 2.31 | mg/L | 0.1 | 0.5 | |
| * Sodium, Total | 11/3/20 09:00 | 11/4/20 12:42 | | 50.75 | 274 | mg/L | 5.075 | 25.375 | |
| ***Analytical Method: EPA 200.7*** | ***Analyst: RDA*** | | | | | | | | |
| * Iron, Dissolved | 10/27/20 15:00 | 11/2/20 11:54 | | 1.015 | 0.0553 | mg/L | 0.02 | 0.05 | |
| ***Analytical Method: EPA 200.8*** | ***Analyst: DLJ*** | | | | ***Preparation Method: EPA 1638*** | | | | |
| * Antimony, Total | 10/30/20 11:47 | 11/2/20 14:01 | | 1.015 | Not Detected | mg/L | 0.0008 | 0.003 | U |
| * Arsenic, Total | 10/30/20 11:47 | 11/2/20 14:01 | | 1.015 | 0.00319 | mg/L | 0.001 | 0.005 | J |
| * Barium, Total | 10/30/20 11:47 | 11/2/20 14:01 | | 1.015 | 0.198 | mg/L | 0.002 | 0.01 | |
| * Beryllium, Total | 10/30/20 11:47 | 11/2/20 14:01 | | 1.015 | Not Detected | mg/L | 0.0006 | 0.003 | U |
| * Cadmium, Total | 10/30/20 11:47 | 11/2/20 14:01 | | 1.015 | Not Detected | mg/L | 0.0003 | 0.001 | U |
| * Chromium, Total | 10/30/20 11:47 | 11/2/20 14:01 | | 1.015 | Not Detected | mg/L | 0.002 | 0.01 | U |
| * Cobalt, Total | 10/30/20 11:47 | 11/2/20 14:01 | | 1.015 | Not Detected | mg/L | 0.002 | 0.005 | U |
| * Lead, Total | 10/30/20 11:47 | 11/2/20 14:01 | | 1.015 | Not Detected | mg/L | 0.001 | 0.005 | U |
| * Molybdenum, Total | 10/30/20 11:47 | 11/2/20 14:01 | | 1.015 | 0.00251 | mg/L | 0.002 | 0.01 | J |
| * Potassium, Total | 10/30/20 11:47 | 11/2/20 14:01 | | 1.015 | 5.41 | mg/L | 0.3 | 2.5 | |
| * Manganese, Total | 10/30/20 11:47 | 11/2/20 14:01 | | 1.015 | 0.0405 | mg/L | 0.001 | 0.005 | |
| * Selenium, Total | 10/30/20 11:47 | 11/2/20 14:01 | | 1.015 | Not Detected | mg/L | 0.002 | 0.01 | U |
| * Thallium, Total | 10/30/20 11:47 | 11/2/20 14:01 | | 1.015 | Not Detected | mg/L | 0.0002 | 0.001 | U |
| ***Analytical Method: EPA 200.8*** | ***Analyst: DLJ*** | | | | | | | | |
| * Manganese, Dissolved | 11/2/20 13:48 | 11/4/20 15:37 | | 1.015 | 0.0361 | mg/L | 0.001 | 0.005 | |
| ***Analytical Method: EPA 245.1*** | ***Analyst: ABB*** | | | | | | | | |
| * Mercury, Total by CVAA | 10/26/20 11:29 | 10/27/20 13:28 | | 1 | Not Detected | mg/L | 0.0003 | 0.0005 | U |
| ***Analytical Method: SM 2320 B*** | ***Analyst: JAG*** | | | | | | | | |
| Alkalinity, Total as CaCO3 | 11/3/20 10:29 | 11/3/20 11:05 | | 1 | 318 | mg/L | | 0.1 | |
| ***Analytical Method: SM 2540C*** | ***Analyst: TJW*** | | | | | | | | |
| * Solids, Dissolved | 10/26/20 13:35 | 11/3/20 11:25 | | 1 | 780 | mg/L | | 83.3 | |

MDL's and RL's are adjusted for sample dilution, as applicable

**Comments:** The client submitted filtered samples for dissolved analysis, but no MB or LCS were submitted. Therefore, dissolved data is qualified. A major power failure occurred. Storage temperature exceeded six degrees Celsius for approximately five hours. Therefore, Sulfate and Alkalinity results are qualified. LBM 11/17/20

Reported: 11/20/2020
Version: 3.1
COA_CCR

Alabama Power
General Test Laboratory
744 County Road 87, GSC #8
Calera, AL 35040

# *Certificate Of Analysis*

Alabama Power

**Description:** Miller Ash Pond - MW-22I

**Location Code:** WMWMILAP
**Collected:** 10/20/20 15:50
**Customer ID:**
**Submittal Date:** 10/22/20 11:14

**Laboratory ID Number:** BA19511

| Name | Prepared | Analyzed | Vio Spec | DF | Results | Units | MDL | RL | Q |
|---|---|---|---|---|---|---|---|---|---|
| ***Analytical Method: SM 4500CO2 D*** | ***Analyst: JAG*** | | | | | | | | |
| Bicarbonate Alkalinity, (calc.) | 11/3/20 10:29 | 11/3/20 11:05 | | 1 | 316 | mg/L | | | |
| Carbonate Alkalinity, (calc.) | 11/3/20 10:29 | 11/3/20 11:05 | | 1 | 1.96 | mg/L | | | |
| ***Analytical Method: SM4500Cl E*** | ***Analyst: JCC*** | | | | | | | | |
| * Chloride | 10/28/20 13:33 | 10/28/20 13:33 | | 16 | 247 | mg/L | 8.00 | 16 | |
| ***Analytical Method: SM4500F G 2017*** | ***Analyst: JCC*** | | | | | | | | |
| * Fluoride | 10/30/20 13:20 | 10/30/20 13:20 | | 1 | 0.311 | mg/L | 0.06 | 0.1 | |
| ***Analytical Method: SM4500SO4 E 2011*** | ***Analyst: JCC*** | | | | | | | | |
| * Sulfate | 11/2/20 13:42 | 11/2/20 13:42 | | 1 | 36.4 | mg/L | 0.50 | 1 | |
| ***Analytical Method: Field Measurements*** | ***Analyst: TJD*** | | | | | | | | |
| Conductivity | 10/20/20 15:46 | 10/20/20 15:46 | | | 1363.30 | uS/cm | | | FA |
| pH | 10/20/20 15:46 | 10/20/20 15:46 | | | 7.68 | SU | | | FA |
| Temperature | 10/20/20 15:46 | 10/20/20 15:46 | | | 19.87 | C | | | FA |
| Turbidity | 10/20/20 15:46 | 10/20/20 15:46 | | | 3.61 | NTU | | | FA |

MDL's and RL's are adjusted for sample dilution, as applicable

**Comments:** The client submitted filtered samples for dissolved analysis, but no MB or LCS were submitted. Therefore, dissolved data is qualified. A major power failure occurred. Storage temperature exceeded six degrees Celsius for approximately five hours. Therefore, Sulfate and Alkalinity results are qualified. LBM 11/17/20

Reported: 11/20/2020
Version: 3.1
COA_CCR

Alabama Power
General Test Laboratory
744 County Road 87, GSC #8
Calera, AL 35040

# Batch QC Summary

Alabama Power

**Customer Account:** WMWMILAP
**Sample Date:** 10/20/20 15:50
**Customer ID:**
**Delivery Date:** 10/22/20 11:14

**Description:** Miller Ash Pond - MW-22I

**Laboratory ID Number:** BA19511

| Sample | Analysis | Units | MB | MB Limit | Spike | MS | MSD | Standard | Standard Limit | Rec | Rec Limit | Prec | Prec Limit |
|---|---|---|---|---|---|---|---|---|---|---|---|---|---|
| BA19515 | Calcium, Total | mg/L | 0.00358 | 0.1518 | 5.00 | 29.7 | 29.6 | 5.07 | 4.25 to 5.75 | 102 | 70 to 130 | 0.337 | 20 |
| BA19515 | Chromium, Total | mg/L | 0.000114 | 0.00044 | 0.10 | 0.108 | 0.107 | 0.108 | 0.085 to 0.115 | 108 | 70 to 130 | 0.930 | 20 |
| BA19515 | Lithium, Total | mg/L | -0.000279 | 0.0154 | 0.20 | 0.382 | 0.377 | 0.194 | 0.17 to 0.23 | 113 | 70 to 130 | 1.32 | 20 |
| BA19515 | Boron, Total | mg/L | 0.00134 | 0.0650254 | 1.00 | 1.18 | 1.16 | 0.985 | 0.85 to 1.15 | 102 | 70 to 130 | 1.71 | 20 |
| BA19515 | Thallium, Total | mg/L | -0.000125 | 0.0001474 | 0.10 | 0.110 | 0.106 | 0.106 | 0.085 to 0.115 | 110 | 70 to 130 | 3.70 | 20 |
| BA19753 | Manganese, Dissolved | mg/L | 0.0000301 | 0.0001474 | 0.10 | 0.139 | 0.141 | 0.101 | 0.085 to 0.115 | 99.6 | 70 to 130 | 1.43 | 20 |
| BA19515 | Potassium, Total | mg/L | 0.0264 | 0.3674 | 10.0 | 15.0 | 15.2 | 10.6 | 8.5 to 11.5 | 109 | 70 to 130 | 1.32 | 20 |
| BA19515 | Sodium, Total | mg/L | 0.00238 | 0.044 | 5.00 | 478 | 475 | 4.99 | 4.25 to 5.75 | -40.0 | 70 to 130 | 0.630 | 20 |
| BA19515 | Antimony, Total | mg/L | 0.000162 | 0.001 | 0.10 | 0.106 | 0.108 | 0.0974 | 0.085 to 0.115 | 106 | 70 to 130 | 1.87 | 20 |
| BA19515 | Selenium, Total | mg/L | 0.0000138 | 0.001 | 0.10 | 0.0599 | 0.0596 | 0.104 | 0.085 to 0.115 | 59.9 | 70 to 130 | 0.502 | 20 |
| BA19515 | Cadmium, Total | mg/L | 0.0000034 | 0.0001474 | 0.10 | 0.103 | 0.103 | 0.100 | 0.085 to 0.115 | 103 | 70 to 130 | 0.00 | 20 |
| BA19515 | Manganese, Total | mg/L | 0.0000343 | 0.0001474 | 0.10 | 0.149 | 0.147 | 0.103 | 0.085 to 0.115 | 102 | 70 to 130 | 1.35 | 20 |
| BA19516 | Iron, Dissolved | mg/L | 0.000360 | 0.0176 | 0.2 | 148 | 147 | 0.206 | 0.17 to 0.23 | -500 | 70 to 130 | 0.678 | 20 |
| BA19515 | Barium, Total | mg/L | -0.0000218 | 0.0002 | 0.10 | 0.200 | 0.204 | 0.103 | 0.085 to 0.115 | 105 | 70 to 130 | 1.98 | 20 |
| BA19515 | Cobalt, Total | mg/L | -0.000122 | 0.0001474 | 0.10 | 0.109 | 0.107 | 0.107 | 0.085 to 0.115 | 109 | 70 to 130 | 1.85 | 20 |
| BA19515 | Iron, Total | mg/L | 0.000275 | 0.0176 | 0.2 | 0.247 | 0.243 | 0.199 | 0.17 to 0.23 | 98.8 | 70 to 130 | 1.63 | 20 |
| BA19515 | Molybdenum, Total | mg/L | 0.0000628 | 0.0001474 | 0.10 | 0.110 | 0.109 | 0.104 | 0.085 to 0.115 | 108 | 70 to 130 | 0.913 | 20 |
| BA19516 | Mercury, Total by CVAA | mg/L | 0.0000770 | 0.0005 | 0.004 | 0.00383 | 0.00382 | 0.00388 | 0.0034 to 0.0046 | 95.8 | 70 to 130 | 0.261 | 20 |
| BA19515 | Arsenic, Total | mg/L | 0.0000264 | 0.0001474 | 0.10 | 0.112 | 0.110 | 0.109 | 0.085 to 0.115 | 112 | 70 to 130 | 1.80 | 20 |
| BA19515 | Beryllium, Total | mg/L | 0.0000105 | 0.00088 | 0.10 | 0.105 | 0.107 | 0.105 | 0.085 to 0.115 | 105 | 70 to 130 | 1.89 | 20 |
| BA19515 | Magnesium, Total | mg/L | -0.000502 | 0.0462 | 5.00 | 11.8 | 11.6 | 5.14 | 4.25 to 5.75 | 102 | 70 to 130 | 1.71 | 20 |
| BA19515 | Lead, Total | mg/L | 0.0000071 | 0.0001474 | 0.10 | 0.114 | 0.110 | 0.108 | 0.085 to 0.115 | 114 | 70 to 130 | 3.57 | 20 |

**Comments:** The client submitted filtered samples for dissolved analysis, but no MB or LCS were submitted. Therefore, dissolved data is qualified. A major power failure occurred. Storage temperature exceeded six degrees Celsius for approximately five hours. Therefore, Sulfate and Alkalinity results are qualified. LBM 11/17/20

Reported: 11/20/2020
Version: 3.1
COA_CCR

Alabama Power
General Test Laboratory
744 County Road 87, GSC #8
Calera, AL 35040

Alabama Power

# Batch QC Summary

**Customer Account:** WMWMILAP
**Sample Date:** 10/20/20 15:50
**Customer ID:**
**Delivery Date:** 10/22/20 11:14

**Description:** Miller Ash Pond - MW-22I

**Laboratory ID Number:** BA19511

| Sample | Analysis | Units | MB | MB Limit | Spike | MS | Sample Duplicate | Standard | Standard Limit | Rec | Rec Limit | Prec | Prec Limit |
|---|---|---|---|---|---|---|---|---|---|---|---|---|---|
| BA19753 | Alkalinity, Total as CaCO3 | mg/L | | | | | 236 | 52.8 | 45.0 to 55.0 | | | 1.28 | 10 |
| BA19514 | Chloride | mg/L | -0.0114 | 0.50 | 10.0 | 9.71 | 0.0976 | 9.76 | 9 to 11 | 97.1 | 80 to 120 | 0.00 | 20 |
| BA19512 | Solids, Dissolved | mg/L | 1.00 | 25 | | | 622 | 56.0 | 40 to 60 | | | 2.30 | 5 |
| BA19514 | Fluoride | mg/L | 0.0178 | 0.05 | 2.50 | 2.52 | 0.0268 | 2.58 | 2.25 to 2.75 | 101 | 80 to 120 | 0.00 | 20 |
| BA19516 | Sulfate | mg/L | -0.433 | 0.50 | 1600 | 2920 | 1370 | 18.4 | 18 to 22 | 97.5 | 80 to 120 | 0.733 | 20 |

**Comments:** The client submitted filtered samples for dissolved analysis, but no MB or LCS were submitted. Therefore, dissolved data is qualified. A major power failure occurred. Storage temperature exceeded six degrees Celsius for approximately five hours. Therefore, Sulfate and Alkalinity results are qualified. LBM 11/17/20

Reported: 11/20/2020
Version: 3.1
COA_CCR

Alabama Power
General Test Laboratory
744 County Road 87, GSC #8
Calera, AL 35040

# Certificate Of Analysis

Alabama Power

**Description:** Miller Ash Pond - PZ-5

**Location Code:** WMWMILAP
**Collected:** 10/21/20 11:05
**Customer ID:**
**Submittal Date:** 10/22/20 11:14

**Laboratory ID Number:** BA19512

| Name | Prepared | Analyzed | Vio Spec | DF | Results | Units | MDL | RL | Q |
|---|---|---|---|---|---|---|---|---|---|
| ***Analytical Method: EPA 200.7*** | ***Analyst: RDA*** | | | | ***Preparation Method: EPA 1638*** | | | | |
| * Boron, Total | 11/3/20 09:00 | 11/4/20 10:54 | | 1.015 | 0.328 | mg/L | 0.03 | 0.1 | |
| * Calcium, Total | 11/3/20 09:00 | 11/4/20 10:54 | | 1.015 | 7.36 | mg/L | 0.1 | 0.5 | |
| * Iron, Total | 11/3/20 09:00 | 11/4/20 10:54 | | 1.015 | Not Detected | mg/L | 0.02 | 0.05 | U |
| * Lithium, Total | 11/3/20 09:00 | 11/4/20 10:54 | | 1.015 | 0.127 | mg/L | 0.01 | 0.02 | |
| * Magnesium, Total | 11/3/20 09:00 | 11/4/20 10:54 | | 1.015 | 2.06 | mg/L | 0.1 | 0.5 | |
| * Sodium, Total | 11/3/20 09:00 | 11/4/20 12:46 | | 50.75 | 224 | mg/L | 5.075 | 25.375 | |
| ***Analytical Method: EPA 200.7*** | ***Analyst: RDA*** | | | | | | | | |
| * Iron, Dissolved | 10/27/20 15:00 | 11/2/20 11:57 | | 1.015 | Not Detected | mg/L | 0.02 | 0.05 | U |
| ***Analytical Method: EPA 200.8*** | ***Analyst: DLJ*** | | | | ***Preparation Method: EPA 1638*** | | | | |
| * Antimony, Total | 10/30/20 11:47 | 11/2/20 14:03 | | 1.015 | Not Detected | mg/L | 0.0008 | 0.003 | U |
| * Arsenic, Total | 10/30/20 11:47 | 11/2/20 14:03 | | 1.015 | 0.00137 | mg/L | 0.001 | 0.005 | J |
| * Barium, Total | 10/30/20 11:47 | 11/2/20 14:03 | | 1.015 | 0.166 | mg/L | 0.002 | 0.01 | |
| * Beryllium, Total | 10/30/20 11:47 | 11/2/20 14:03 | | 1.015 | Not Detected | mg/L | 0.0006 | 0.003 | U |
| * Cadmium, Total | 10/30/20 11:47 | 11/2/20 14:03 | | 1.015 | Not Detected | mg/L | 0.0003 | 0.001 | U |
| * Chromium, Total | 10/30/20 11:47 | 11/2/20 14:03 | | 1.015 | Not Detected | mg/L | 0.002 | 0.01 | U |
| * Cobalt, Total | 10/30/20 11:47 | 11/2/20 14:03 | | 1.015 | Not Detected | mg/L | 0.002 | 0.005 | U |
| * Lead, Total | 10/30/20 11:47 | 11/2/20 14:03 | | 1.015 | Not Detected | mg/L | 0.001 | 0.005 | U |
| * Molybdenum, Total | 10/30/20 11:47 | 11/2/20 14:03 | | 1.015 | Not Detected | mg/L | 0.002 | 0.01 | U |
| * Potassium, Total | 10/30/20 11:47 | 11/2/20 14:03 | | 1.015 | 2.58 | mg/L | 0.3 | 2.5 | |
| * Manganese, Total | 10/30/20 11:47 | 11/2/20 14:03 | | 1.015 | 0.0221 | mg/L | 0.001 | 0.005 | |
| * Selenium, Total | 10/30/20 11:47 | 11/2/20 14:03 | | 1.015 | Not Detected | mg/L | 0.002 | 0.01 | U |
| * Thallium, Total | 10/30/20 11:47 | 11/2/20 14:03 | | 1.015 | Not Detected | mg/L | 0.0002 | 0.001 | U |
| ***Analytical Method: EPA 200.8*** | ***Analyst: DLJ*** | | | | | | | | |
| * Manganese, Dissolved | 11/2/20 13:48 | 11/4/20 15:39 | | 1.015 | 0.0195 | mg/L | 0.001 | 0.005 | |
| ***Analytical Method: EPA 245.1*** | ***Analyst: ABB*** | | | | | | | | |
| * Mercury, Total by CVAA | 10/26/20 11:29 | 10/27/20 13:30 | | 1 | Not Detected | mg/L | 0.0003 | 0.0005 | U |
| ***Analytical Method: SM 2320 B*** | ***Analyst: JAG*** | | | | | | | | |
| Alkalinity, Total as CaCO3 | 11/3/20 10:29 | 11/3/20 11:05 | | 1 | 465 | mg/L | | 0.1 | |
| ***Analytical Method: SM 2540C*** | ***Analyst: TJW*** | | | | | | | | |
| * Solids, Dissolved | 10/26/20 13:35 | 11/3/20 11:25 | | 1 | 594 | mg/L | | 50 | |

MDL's and RL's are adjusted for sample dilution, as applicable

**Comments:** The client submitted filtered samples for dissolved analysis, but no MB or LCS were submitted. Therefore, dissolved data is qualified. A major power failure occurred. Storage temperature exceeded six degrees Celsius for approximately five hours. Therefore, Sulfate and Alkalinity results are qualified. LBM 11/17/20

Reported: 11/20/2020
Version: 3.1
COA_CCR

Alabama Power
General Test Laboratory
744 County Road 87, GSC #8
Calera, AL 35040

# *Certificate Of Analysis*

Alabama Power

**Description:** Miller Ash Pond - PZ-5

**Location Code:** WMWMILAP
**Collected:** 10/21/20 11:05
**Customer ID:**
**Submittal Date:** 10/22/20 11:14

**Laboratory ID Number:** BA19512

| Name | Prepared | Analyzed | Vio Spec | DF | Results | Units | MDL | RL | Q |
|---|---|---|---|---|---|---|---|---|---|
| ***Analytical Method: SM 4500CO2 D*** | ***Analyst: JAG*** | | | | | | | | |
| Bicarbonate Alkalinity, (calc.) | 11/3/20 10:29 | 11/3/20 11:05 | | 1 | 455 | mg/L | | | |
| Carbonate Alkalinity, (calc.) | 11/3/20 10:29 | 11/3/20 11:05 | | 1 | 10.3 | mg/L | | | |
| ***Analytical Method: SM4500Cl E*** | ***Analyst: JCC*** | | | | | | | | |
| * Chloride | 10/28/20 13:27 | 10/28/20 13:27 | | 3 | 23.9 | mg/L | 1.50 | 3 | |
| ***Analytical Method: SM4500F G 2017*** | ***Analyst: JCC*** | | | | | | | | |
| * Fluoride | 10/30/20 13:21 | 10/30/20 13:21 | | 1 | 1.89 | mg/L | 0.06 | 0.1 | |
| ***Analytical Method: SM4500SO4 E 2011*** | ***Analyst: JCC*** | | | | | | | | |
| * Sulfate | 11/2/20 13:43 | 11/2/20 13:43 | | 1 | 7.39 | mg/L | 0.50 | 1 | |
| ***Analytical Method: Field Measurements*** | ***Analyst: TJD*** | | | | | | | | |
| Conductivity | 10/21/20 11:02 | 10/21/20 11:02 | | | 982.27 | uS/cm | | | FA |
| pH | 10/21/20 11:02 | 10/21/20 11:02 | | | 8.16 | SU | | | FA |
| Temperature | 10/21/20 11:02 | 10/21/20 11:02 | | | 20.82 | C | | | FA |
| Turbidity | 10/21/20 11:02 | 10/21/20 11:02 | | | 1.94 | NTU | | | FA |

MDL's and RL's are adjusted for sample dilution, as applicable

**Comments:** The client submitted filtered samples for dissolved analysis, but no MB or LCS were submitted. Therefore, dissolved data is qualified. A major power failure occurred. Storage temperature exceeded six degrees Celsius for approximately five hours. Therefore, Sulfate and Alkalinity results are qualified. LBM 11/17/20

Reported: 11/20/2020
Version: 3.1
COA_CCR

Alabama Power
General Test Laboratory
744 County Road 87, GSC #8
Calera, AL 35040

# Batch QC Summary

Alabama Power

**Customer Account:** WMWMILAP
**Sample Date:** 10/21/20 11:05
**Customer ID:**
**Delivery Date:** 10/22/20 11:14

**Description:** Miller Ash Pond - PZ-5

**Laboratory ID Number:** BA19512

| Sample | Analysis | Units | MB | MB Limit | Spike | MS | MSD | Standard | Standard Limit | Rec | Rec Limit | Prec | Prec Limit |
|---|---|---|---|---|---|---|---|---|---|---|---|---|---|
| BA19515 | Calcium, Total | mg/L | 0.00358 | 0.1518 | 5.00 | 29.7 | 29.6 | 5.07 | 4.25 to 5.75 | 102 | 70 to 130 | 0.337 | 20 |
| BA19515 | Chromium, Total | mg/L | 0.000114 | 0.00044 | 0.10 | 0.108 | 0.107 | 0.108 | 0.085 to 0.115 | 108 | 70 to 130 | 0.930 | 20 |
| BA19515 | Lithium, Total | mg/L | -0.000279 | 0.0154 | 0.20 | 0.382 | 0.377 | 0.194 | 0.17 to 0.23 | 113 | 70 to 130 | 1.32 | 20 |
| BA19515 | Arsenic, Total | mg/L | 0.0000264 | 0.0001474 | 0.10 | 0.112 | 0.110 | 0.109 | 0.085 to 0.115 | 112 | 70 to 130 | 1.80 | 20 |
| BA19515 | Beryllium, Total | mg/L | 0.0000105 | 0.00088 | 0.10 | 0.105 | 0.107 | 0.105 | 0.085 to 0.115 | 105 | 70 to 130 | 1.89 | 20 |
| BA19515 | Magnesium, Total | mg/L | -0.000502 | 0.0462 | 5.00 | 11.8 | 11.6 | 5.14 | 4.25 to 5.75 | 102 | 70 to 130 | 1.71 | 20 |
| BA19515 | Lead, Total | mg/L | 0.0000071 | 0.0001474 | 0.10 | 0.114 | 0.110 | 0.108 | 0.085 to 0.115 | 114 | 70 to 130 | 3.57 | 20 |
| BA19515 | Boron, Total | mg/L | 0.00134 | 0.0650254 | 1.00 | 1.18 | 1.16 | 0.985 | 0.85 to 1.15 | 102 | 70 to 130 | 1.71 | 20 |
| BA19515 | Thallium, Total | mg/L | -0.000125 | 0.0001474 | 0.10 | 0.110 | 0.106 | 0.106 | 0.085 to 0.115 | 110 | 70 to 130 | 3.70 | 20 |
| BA19753 | Manganese, Dissolved | mg/L | 0.0000301 | 0.0001474 | 0.10 | 0.139 | 0.141 | 0.101 | 0.085 to 0.115 | 99.6 | 70 to 130 | 1.43 | 20 |
| BA19515 | Barium, Total | mg/L | -0.0000218 | 0.0002 | 0.10 | 0.200 | 0.204 | 0.103 | 0.085 to 0.115 | 105 | 70 to 130 | 1.98 | 20 |
| BA19515 | Cobalt, Total | mg/L | -0.000122 | 0.0001474 | 0.10 | 0.109 | 0.107 | 0.107 | 0.085 to 0.115 | 109 | 70 to 130 | 1.85 | 20 |
| BA19515 | Iron, Total | mg/L | 0.000275 | 0.0176 | 0.2 | 0.247 | 0.243 | 0.199 | 0.17 to 0.23 | 98.8 | 70 to 130 | 1.63 | 20 |
| BA19515 | Molybdenum, Total | mg/L | 0.0000628 | 0.0001474 | 0.10 | 0.110 | 0.109 | 0.104 | 0.085 to 0.115 | 108 | 70 to 130 | 0.913 | 20 |
| BA19516 | Mercury, Total by CVAA | mg/L | 0.0000770 | 0.0005 | 0.004 | 0.00383 | 0.00382 | 0.00388 | 0.0034 to 0.0046 | 95.8 | 70 to 130 | 0.261 | 20 |
| BA19515 | Cadmium, Total | mg/L | 0.0000034 | 0.0001474 | 0.10 | 0.103 | 0.103 | 0.100 | 0.085 to 0.115 | 103 | 70 to 130 | 0.00 | 20 |
| BA19515 | Manganese, Total | mg/L | 0.0000343 | 0.0001474 | 0.10 | 0.149 | 0.147 | 0.103 | 0.085 to 0.115 | 102 | 70 to 130 | 1.35 | 20 |
| BA19516 | Iron, Dissolved | mg/L | 0.000360 | 0.0176 | 0.2 | 148 | 147 | 0.206 | 0.17 to 0.23 | -500 | 70 to 130 | 0.678 | 20 |
| BA19515 | Potassium, Total | mg/L | 0.0264 | 0.3674 | 10.0 | 15.0 | 15.2 | 10.6 | 8.5 to 11.5 | 109 | 70 to 130 | 1.32 | 20 |
| BA19515 | Sodium, Total | mg/L | 0.00238 | 0.044 | 5.00 | 478 | 475 | 4.99 | 4.25 to 5.75 | -40.0 | 70 to 130 | 0.630 | 20 |
| BA19515 | Antimony, Total | mg/L | 0.000162 | 0.001 | 0.10 | 0.106 | 0.108 | 0.0974 | 0.085 to 0.115 | 106 | 70 to 130 | 1.87 | 20 |
| BA19515 | Selenium, Total | mg/L | 0.0000138 | 0.001 | 0.10 | 0.0599 | 0.0596 | 0.104 | 0.085 to 0.115 | 59.9 | 70 to 130 | 0.502 | 20 |

**Comments:** The client submitted filtered samples for dissolved analysis, but no MB or LCS were submitted. Therefore, dissolved data is qualified. A major power failure occurred. Storage temperature exceeded six degrees Celsius for approximately five hours. Therefore, Sulfate and Alkalinity results are qualified. LBM 11/17/20

Reported: 11/20/2020
Version: 3.1
COA_CCR

Alabama Power
General Test Laboratory
744 County Road 87, GSC #8
Calera, AL 35040

Alabama Power

# Batch QC Summary

**Customer Account:** WMWMILAP
**Sample Date:** 10/21/20 11:05
**Customer ID:**
**Delivery Date:** 10/22/20 11:14

**Description:** Miller Ash Pond - PZ-5

**Laboratory ID Number:** BA19512

| Sample | Analysis | Units | MB | MB Limit | Spike | MS | Sample Duplicate | Standard | Standard Limit | Rec | Rec Limit | Prec | Prec Limit |
|---|---|---|---|---|---|---|---|---|---|---|---|---|---|
| BA19753 | Alkalinity, Total as CaCO3 | mg/L | | | | | 236 | 52.8 | 45.0 to 55.0 | | | 1.28 | 10 |
| BA19514 | Chloride | mg/L | -0.0114 | 0.50 | 10.0 | 9.71 | 0.0976 | 9.76 | 9 to 11 | 97.1 | 80 to 120 | 0.00 | 20 |
| BA19512 | Solids, Dissolved | mg/L | 1.00 | 25 | | | 622 | 56.0 | 40 to 60 | | | 2.30 | 5 |
| BA19514 | Fluoride | mg/L | 0.0178 | 0.05 | 2.50 | 2.52 | 0.0268 | 2.58 | 2.25 to 2.75 | 101 | 80 to 120 | 0.00 | 20 |
| BA19516 | Sulfate | mg/L | -0.433 | 0.50 | 1600 | 2920 | 1370 | 18.4 | 18 to 22 | 97.5 | 80 to 120 | 0.733 | 20 |

**Comments:** The client submitted filtered samples for dissolved analysis, but no MB or LCS were submitted. Therefore, dissolved data is qualified. A major power failure occurred. Storage temperature exceeded six degrees Celsius for approximately five hours. Therefore, Sulfate and Alkalinity results are qualified. LBM 11/17/20

Reported: 11/20/2020
Version: 3.1
COA_CCR

Alabama Power
General Test Laboratory
744 County Road 87, GSC #8
Calera, AL 35040

# Certificate Of Analysis

Alabama Power

**Description:** Miller Ash Pond - MW-5

**Location Code:** WMWMILAP
**Collected:** 10/21/20 12:25
**Customer ID:**
**Submittal Date:** 10/22/20 11:14

**Laboratory ID Number:** BA19513

| Name | Prepared | Analyzed | Vio Spec | DF | Results | Units | MDL | RL | Q |
|---|---|---|---|---|---|---|---|---|---|
| ***Analytical Method: EPA 200.7*** | ***Analyst: RDA*** | | | | ***Preparation Method: EPA 1638*** | | | | |
| * Boron, Total | 11/3/20 09:00 | 11/4/20 10:57 | | 1.015 | 0.847 | mg/L | 0.03 | 0.1 | |
| * Calcium, Total | 11/3/20 09:00 | 11/4/20 12:49 | | 10.15 | 242 | mg/L | 1.015 | 5.075 | |
| * Iron, Total | 11/3/20 09:00 | 11/4/20 12:49 | | 10.15 | 4.73 | mg/L | 0.203 | 0.5075 | |
| * Lithium, Total | 11/3/20 09:00 | 11/4/20 10:57 | | 1.015 | 0.193 | mg/L | 0.01 | 0.02 | |
| * Magnesium, Total | 11/3/20 09:00 | 11/4/20 10:57 | | 1.015 | 33.5 | mg/L | 0.1 | 0.5 | |
| * Sodium, Total | 11/3/20 09:00 | 11/4/20 12:49 | | 10.15 | 55.5 | mg/L | 1.015 | 5.075 | |
| ***Analytical Method: EPA 200.7*** | ***Analyst: RDA*** | | | | | | | | |
| * Iron, Dissolved | 10/27/20 15:00 | 11/2/20 13:21 | | 10.15 | 4.98 | mg/L | 0.203 | 0.5075 | |
| ***Analytical Method: EPA 200.8*** | ***Analyst: DLJ*** | | | | ***Preparation Method: EPA 1638*** | | | | |
| * Antimony, Total | 10/30/20 11:47 | 11/2/20 14:06 | | 1.015 | Not Detected | mg/L | 0.0008 | 0.003 | U |
| * Arsenic, Total | 10/30/20 11:47 | 11/2/20 14:06 | | 1.015 | 0.0145 | mg/L | 0.001 | 0.005 | |
| * Barium, Total | 10/30/20 11:47 | 11/2/20 14:06 | | 1.015 | 0.0173 | mg/L | 0.002 | 0.01 | |
| * Beryllium, Total | 10/30/20 11:47 | 11/2/20 14:06 | | 1.015 | Not Detected | mg/L | 0.0006 | 0.003 | U |
| * Cadmium, Total | 10/30/20 11:47 | 11/2/20 14:06 | | 1.015 | Not Detected | mg/L | 0.0003 | 0.001 | U |
| * Chromium, Total | 10/30/20 11:47 | 11/2/20 14:06 | | 1.015 | Not Detected | mg/L | 0.002 | 0.01 | U |
| * Cobalt, Total | 10/30/20 11:47 | 11/2/20 14:06 | | 1.015 | Not Detected | mg/L | 0.002 | 0.005 | U |
| * Lead, Total | 10/30/20 11:47 | 11/2/20 14:06 | | 1.015 | Not Detected | mg/L | 0.001 | 0.005 | U |
| * Molybdenum, Total | 10/30/20 11:47 | 11/2/20 14:06 | | 1.015 | 0.0877 | mg/L | 0.002 | 0.01 | |
| * Potassium, Total | 10/30/20 11:47 | 11/2/20 14:06 | | 1.015 | 11.7 | mg/L | 0.3 | 2.5 | |
| * Manganese, Total | 10/30/20 11:47 | 11/5/20 09:49 | | 5.075 | 2.43 | mg/L | 0.005075 | 0.025375 | |
| * Selenium, Total | 10/30/20 11:47 | 11/2/20 14:06 | | 1.015 | Not Detected | mg/L | 0.002 | 0.01 | U |
| * Thallium, Total | 10/30/20 11:47 | 11/2/20 14:06 | | 1.015 | Not Detected | mg/L | 0.0002 | 0.001 | U |
| ***Analytical Method: EPA 200.8*** | ***Analyst: DLJ*** | | | | | | | | |
| * Manganese, Dissolved | 11/2/20 13:48 | 11/5/20 17:14 | | 5.075 | 2.36 | mg/L | 0.005075 | 0.025375 | |
| ***Analytical Method: EPA 245.1*** | ***Analyst: ABB*** | | | | | | | | |
| * Mercury, Total by CVAA | 10/26/20 11:29 | 10/27/20 13:33 | | 1 | Not Detected | mg/L | 0.0003 | 0.0005 | U |
| ***Analytical Method: SM 2320 B*** | ***Analyst: JAG*** | | | | | | | | |
| Alkalinity, Total as CaCO3 | 11/3/20 10:29 | 11/3/20 11:05 | | 1 | 79.0 | mg/L | | 0.1 | |
| ***Analytical Method: SM 2540C*** | ***Analyst: TJW*** | | | | | | | | |
| * Solids, Dissolved | 10/27/20 12:55 | 11/3/20 11:25 | | 1 | 1190 | mg/L | | 83.3 | |

MDL's and RL's are adjusted for sample dilution, as applicable

**Comments:** The client submitted filtered samples for dissolved analysis, but no MB or LCS were submitted. Therefore, dissolved data is qualified. A major power failure occurred. Storage temperature exceeded six degrees Celsius for approximately five hours. Therefore, Sulfate and Alkalinity results are qualified. LBM 11/17/20

Reported: 11/20/2020
Version: 3.1
COA_CCR

Alabama Power
General Test Laboratory
744 County Road 87, GSC #8
Calera, AL 35040

# *Certificate Of Analysis*

Alabama Power

**Description:** Miller Ash Pond - MW-5

**Location Code:** WMWMILAP
**Collected:** 10/21/20 12:25
**Customer ID:**
**Submittal Date:** 10/22/20 11:14

**Laboratory ID Number:** BA19513

| Name | Prepared | Analyzed | Vio Spec | DF | Results | Units | MDL | RL | Q |
|---|---|---|---|---|---|---|---|---|---|
| ***Analytical Method: SM 4500CO2 D*** | ***Analyst: JAG*** | | | | | | | | |
| Bicarbonate Alkalinity, (calc.) | 11/3/20 10:29 | 11/3/20 11:05 | | 1 | 78.9 | mg/L | | | |
| Carbonate Alkalinity, (calc.) | 11/3/20 10:29 | 11/3/20 11:05 | | 1 | 0.08 | mg/L | | | |
| ***Analytical Method: SM4500Cl E*** | ***Analyst: JCC*** | | | | | | | | |
| * Chloride | 10/28/20 13:29 | 10/28/20 13:29 | | 3 | 35.8 | mg/L | 1.50 | 3 | |
| ***Analytical Method: SM4500F G 2017*** | ***Analyst: JCC*** | | | | | | | | |
| * Fluoride | 10/30/20 13:22 | 10/30/20 13:22 | | 1 | 0.427 | mg/L | 0.06 | 0.1 | |
| ***Analytical Method: SM4500SO4 E 2011*** | ***Analyst: JCC*** | | | | | | | | |
| * Sulfate | 11/2/20 13:45 | 11/2/20 13:45 | | 32 | 669 | mg/L | 16.00 | 32 | |
| ***Analytical Method: Field Measurements*** | ***Analyst: TJD*** | | | | | | | | |
| Conductivity | 10/21/20 12:20 | 10/21/20 12:20 | | | 1466.99 | uS/cm | | | FA |
| pH | 10/21/20 12:20 | 10/21/20 12:20 | | | 7.07 | SU | | | FA |
| Temperature | 10/21/20 12:20 | 10/21/20 12:20 | | | 18.23 | C | | | FA |
| Turbidity | 10/21/20 12:20 | 10/21/20 12:20 | | | 1.45 | NTU | | | FA |

MDL's and RL's are adjusted for sample dilution, as applicable

**Comments:** The client submitted filtered samples for dissolved analysis, but no MB or LCS were submitted. Therefore, dissolved data is qualified. A major power failure occurred. Storage temperature exceeded six degrees Celsius for approximately five hours. Therefore, Sulfate and Alkalinity results are qualified. LBM 11/17/20

Reported: 11/20/2020
Version: 3.1
COA_CCR

Alabama Power
General Test Laboratory
744 County Road 87, GSC #8
Calera, AL 35040

# Batch QC Summary

Alabama Power

**Customer Account:** WMWMILAP
**Sample Date:** 10/21/20 12:25
**Customer ID:**
**Delivery Date:** 10/22/20 11:14

**Description:** Miller Ash Pond - MW-5

**Laboratory ID Number:** BA19513

| Sample | Analysis | Units | MB | MB Limit | Spike | MS | MSD | Standard | Standard Limit | Rec | Rec Limit | Prec | Prec Limit |
|---|---|---|---|---|---|---|---|---|---|---|---|---|---|
| BA19515 | Calcium, Total | mg/L | 0.00358 | 0.1518 | 5.00 | 29.7 | 29.6 | 5.07 | 4.25 to 5.75 | 102 | 70 to 130 | 0.337 | 20 |
| BA19515 | Chromium, Total | mg/L | 0.000114 | 0.00044 | 0.10 | 0.108 | 0.107 | 0.108 | 0.085 to 0.115 | 108 | 70 to 130 | 0.930 | 20 |
| BA19515 | Lithium, Total | mg/L | -0.000279 | 0.0154 | 0.20 | 0.382 | 0.377 | 0.194 | 0.17 to 0.23 | 113 | 70 to 130 | 1.32 | 20 |
| BA19515 | Arsenic, Total | mg/L | 0.0000264 | 0.0001474 | 0.10 | 0.112 | 0.110 | 0.109 | 0.085 to 0.115 | 112 | 70 to 130 | 1.80 | 20 |
| BA19515 | Beryllium, Total | mg/L | 0.0000105 | 0.00088 | 0.10 | 0.105 | 0.107 | 0.105 | 0.085 to 0.115 | 105 | 70 to 130 | 1.89 | 20 |
| BA19515 | Magnesium, Total | mg/L | -0.000502 | 0.0462 | 5.00 | 11.8 | 11.6 | 5.14 | 4.25 to 5.75 | 102 | 70 to 130 | 1.71 | 20 |
| BA19515 | Lead, Total | mg/L | 0.0000071 | 0.0001474 | 0.10 | 0.114 | 0.110 | 0.108 | 0.085 to 0.115 | 114 | 70 to 130 | 3.57 | 20 |
| BA19515 | Boron, Total | mg/L | 0.00134 | 0.0650254 | 1.00 | 1.18 | 1.16 | 0.985 | 0.85 to 1.15 | 102 | 70 to 130 | 1.71 | 20 |
| BA19515 | Thallium, Total | mg/L | -0.000125 | 0.0001474 | 0.10 | 0.110 | 0.106 | 0.106 | 0.085 to 0.115 | 110 | 70 to 130 | 3.70 | 20 |
| BA19753 | Manganese, Dissolved | mg/L | 0.0000301 | 0.0001474 | 0.10 | 0.139 | 0.141 | 0.101 | 0.085 to 0.115 | 99.6 | 70 to 130 | 1.43 | 20 |
| BA19515 | Barium, Total | mg/L | -0.0000218 | 0.0002 | 0.10 | 0.200 | 0.204 | 0.103 | 0.085 to 0.115 | 105 | 70 to 130 | 1.98 | 20 |
| BA19515 | Cobalt, Total | mg/L | -0.000122 | 0.0001474 | 0.10 | 0.109 | 0.107 | 0.107 | 0.085 to 0.115 | 109 | 70 to 130 | 1.85 | 20 |
| BA19515 | Iron, Total | mg/L | 0.000275 | 0.0176 | 0.2 | 0.247 | 0.243 | 0.199 | 0.17 to 0.23 | 98.8 | 70 to 130 | 1.63 | 20 |
| BA19515 | Molybdenum, Total | mg/L | 0.0000628 | 0.0001474 | 0.10 | 0.110 | 0.109 | 0.104 | 0.085 to 0.115 | 108 | 70 to 130 | 0.913 | 20 |
| BA19516 | Mercury, Total by CVAA | mg/L | 0.0000770 | 0.0005 | 0.004 | 0.00383 | 0.00382 | 0.00388 | 0.0034 to 0.0046 | 95.8 | 70 to 130 | 0.261 | 20 |
| BA19515 | Cadmium, Total | mg/L | 0.0000034 | 0.0001474 | 0.10 | 0.103 | 0.103 | 0.100 | 0.085 to 0.115 | 103 | 70 to 130 | 0.00 | 20 |
| BA19515 | Manganese, Total | mg/L | 0.0000343 | 0.0001474 | 0.10 | 0.149 | 0.147 | 0.103 | 0.085 to 0.115 | 102 | 70 to 130 | 1.35 | 20 |
| BA19516 | Iron, Dissolved | mg/L | 0.000360 | 0.0176 | 0.2 | 148 | 147 | 0.206 | 0.17 to 0.23 | -500 | 70 to 130 | 0.678 | 20 |
| BA19515 | Potassium, Total | mg/L | 0.0264 | 0.3674 | 10.0 | 15.0 | 15.2 | 10.6 | 8.5 to 11.5 | 109 | 70 to 130 | 1.32 | 20 |
| BA19515 | Sodium, Total | mg/L | 0.00238 | 0.044 | 5.00 | 478 | 475 | 4.99 | 4.25 to 5.75 | -40.0 | 70 to 130 | 0.630 | 20 |
| BA19515 | Antimony, Total | mg/L | 0.000162 | 0.001 | 0.10 | 0.106 | 0.108 | 0.0974 | 0.085 to 0.115 | 106 | 70 to 130 | 1.87 | 20 |
| BA19515 | Selenium, Total | mg/L | 0.0000138 | 0.001 | 0.10 | 0.0599 | 0.0596 | 0.104 | 0.085 to 0.115 | 59.9 | 70 to 130 | 0.502 | 20 |

**Comments:** The client submitted filtered samples for dissolved analysis, but no MB or LCS were submitted. Therefore, dissolved data is qualified. A major power failure occurred. Storage temperature exceeded six degrees Celsius for approximately five hours. Therefore, Sulfate and Alkalinity results are qualified. LBM 11/17/20

Reported: 11/20/2020
Version: 3.1
COA_CCR

Alabama Power
General Test Laboratory
744 County Road 87, GSC #8
Calera, AL 35040

Alabama Power

# Batch QC Summary

**Customer Account:** WMWMILAP
**Sample Date:** 10/21/20 12:25
**Customer ID:**
**Delivery Date:** 10/22/20 11:14

**Description:** Miller Ash Pond - MW-5

**Laboratory ID Number:** BA19513

| Sample | Analysis | Units | MB | MB Limit | Spike | MS | Sample Duplicate | Standard | Standard Limit | Rec | Rec Limit | Prec | Prec Limit |
|---|---|---|---|---|---|---|---|---|---|---|---|---|---|
| BA19514 | Chloride | mg/L | -0.0114 | 0.50 | 10.0 | 9.71 | 0.0976 | 9.76 | 9 to 11 | 97.1 | 80 to 120 | 0.00 | 20 |
| BA19753 | Alkalinity, Total as CaCO3 | mg/L | | | | | 236 | 52.8 | 45.0 to 55.0 | | | 1.28 | 10 |
| BA19516 | Solids, Dissolved | mg/L | 1.00 | 25 | | | 2180 | 56.0 | 40 to 60 | | | 0.229 | 5 |
| BA19514 | Fluoride | mg/L | 0.0178 | 0.05 | 2.50 | 2.52 | 0.0268 | 2.58 | 2.25 to 2.75 | 101 | 80 to 120 | 0.00 | 20 |
| BA19516 | Sulfate | mg/L | -0.433 | 0.50 | 1600 | 2920 | 1370 | 18.4 | 18 to 22 | 97.5 | 80 to 120 | 0.733 | 20 |

**Comments:** The client submitted filtered samples for dissolved analysis, but no MB or LCS were submitted. Therefore, dissolved data is qualified. A major power failure occurred. Storage temperature exceeded six degrees Celsius for approximately five hours. Therefore, Sulfate and Alkalinity results are qualified. LBM 11/17/20

Reported: 11/20/2020
Version: 3.1
COA_CCR

Alabama Power
General Test Laboratory
744 County Road 87, GSC #8
Calera, AL 35040

# Certificate Of Analysis

Alabama Power

**Description:** Miller Ash Pond Field Blank-2

**Location Code:** WMWMILAPFB
**Collected:** 10/21/20 12:45
**Customer ID:**
**Submittal Date:** 10/22/20 11:14

**Laboratory ID Number:** BA19514

| Name | Prepared | Analyzed | Vio Spec | DF | Results | Units | MDL | RL | Q |
|---|---|---|---|---|---|---|---|---|---|
| ***Analytical Method: EPA 200.7*** | ***Analyst: RDA*** | | | | ***Preparation Method: EPA 1638*** | | | | |
| * Boron, Total | 11/3/20 09:00 | 11/4/20 11:01 | | 1.015 | Not Detected | mg/L | 0.03 | 0.1 | U |
| * Calcium, Total | 11/3/20 09:00 | 11/4/20 11:01 | | 1.015 | Not Detected | mg/L | 0.1 | 0.5 | U |
| * Iron, Total | 11/3/20 09:00 | 11/4/20 11:01 | | 1.015 | Not Detected | mg/L | 0.02 | 0.05 | U |
| * Lithium, Total | 11/3/20 09:00 | 11/4/20 11:01 | | 1.015 | Not Detected | mg/L | 0.01 | 0.02 | U |
| * Magnesium, Total | 11/3/20 09:00 | 11/4/20 11:01 | | 1.015 | Not Detected | mg/L | 0.1 | 0.5 | U |
| * Sodium, Total | 11/3/20 09:00 | 11/4/20 11:01 | | 1.015 | Not Detected | mg/L | 0.1 | 0.5 | U |
| ***Analytical Method: EPA 200.8*** | ***Analyst: DLJ*** | | | | ***Preparation Method: EPA 1638*** | | | | |
| * Antimony, Total | 10/30/20 11:47 | 11/2/20 14:08 | | 1.015 | Not Detected | mg/L | 0.0008 | 0.003 | U |
| * Arsenic, Total | 10/30/20 11:47 | 11/2/20 14:08 | | 1.015 | Not Detected | mg/L | 0.001 | 0.005 | U |
| * Barium, Total | 10/30/20 11:47 | 11/2/20 14:08 | | 1.015 | Not Detected | mg/L | 0.002 | 0.01 | U |
| * Beryllium, Total | 10/30/20 11:47 | 11/2/20 14:08 | | 1.015 | Not Detected | mg/L | 0.0006 | 0.003 | U |
| * Cadmium, Total | 10/30/20 11:47 | 11/2/20 14:08 | | 1.015 | Not Detected | mg/L | 0.0003 | 0.001 | U |
| * Chromium, Total | 10/30/20 11:47 | 11/2/20 14:08 | | 1.015 | Not Detected | mg/L | 0.002 | 0.01 | U |
| * Cobalt, Total | 10/30/20 11:47 | 11/2/20 14:08 | | 1.015 | Not Detected | mg/L | 0.002 | 0.005 | U |
| * Lead, Total | 10/30/20 11:47 | 11/2/20 14:08 | | 1.015 | Not Detected | mg/L | 0.001 | 0.005 | U |
| * Molybdenum, Total | 10/30/20 11:47 | 11/2/20 14:08 | | 1.015 | Not Detected | mg/L | 0.002 | 0.01 | U |
| * Manganese, Total | 10/30/20 11:47 | 11/2/20 14:08 | | 1.015 | Not Detected | mg/L | 0.001 | 0.005 | U |
| * Potassium, Total | 10/30/20 11:47 | 11/2/20 14:08 | | 1.015 | Not Detected | mg/L | 0.3 | 2.5 | U |
| * Selenium, Total | 10/30/20 11:47 | 11/2/20 14:08 | | 1.015 | Not Detected | mg/L | 0.002 | 0.01 | U |
| * Thallium, Total | 10/30/20 11:47 | 11/2/20 14:08 | | 1.015 | Not Detected | mg/L | 0.0002 | 0.001 | U |
| ***Analytical Method: EPA 245.1*** | ***Analyst: ABB*** | | | | | | | | |
| * Mercury, Total by CVAA | 10/26/20 11:29 | 10/27/20 13:35 | | 1 | Not Detected | mg/L | 0.0003 | 0.0005 | U |
| ***Analytical Method: SM 2540C*** | ***Analyst: TJW*** | | | | | | | | |
| * Solids, Dissolved | 10/27/20 12:55 | 11/3/20 11:25 | | 1 | Not Detected | mg/L | | 25 | U |
| ***Analytical Method: SM4500Cl E*** | ***Analyst: JCC*** | | | | | | | | |
| * Chloride | 10/28/20 13:30 | 10/28/20 13:30 | | 1 | Not Detected | mg/L | 0.50 | 1 | U |
| ***Analytical Method: SM4500F G 2017*** | ***Analyst: JCC*** | | | | | | | | |
| * Fluoride | 10/30/20 13:24 | 10/30/20 13:24 | | 1 | Not Detected | mg/L | 0.06 | 0.1 | U |
| ***Analytical Method: SM4500SO4 E 2011*** | ***Analyst: JCC*** | | | | | | | | |
| * Sulfate | 11/2/20 13:46 | 11/2/20 13:46 | | 1 | Not Detected | mg/L | 0.50 | 1 | U |

MDL's and RL's are adjusted for sample dilution, as applicable

**Comments:** A major power failure occurred. Storage temperature exceeded six degrees Celsius for approximately five hours. Therefore, Sulfate result is qualified. LBM 11/17/20

Reported: 11/20/2020
Version: 3.1
COA_CCR

Alabama Power
General Test Laboratory
744 County Road 87, GSC #8
Calera, AL 35040

# Batch QC Summary

Alabama Power

**Customer Account:** WMWMILAPFB
**Sample Date:** 10/21/20 12:45
**Customer ID:**
**Delivery Date:** 10/22/20 11:14

**Description:** Miller Ash Pond Field Blank-2

**Laboratory ID Number:** BA19514

| Sample | Analysis | Units | MB | MB Limit | Spike | MS | MSD | Standard | Standard Limit | Rec | Rec Limit | Prec | Prec Limit |
|---|---|---|---|---|---|---|---|---|---|---|---|---|---|
| BA19515 | Calcium, Total | mg/L | 0.00358 | 0.1518 | 5.00 | 29.7 | 29.6 | 5.07 | 4.25 to 5.75 | 102 | 70 to 130 | 0.337 | 20 |
| BA19515 | Chromium, Total | mg/L | 0.000114 | 0.00044 | 0.10 | 0.108 | 0.107 | 0.108 | 0.085 to 0.115 | 108 | 70 to 130 | 0.930 | 20 |
| BA19515 | Lithium, Total | mg/L | -0.000279 | 0.0154 | 0.20 | 0.382 | 0.377 | 0.194 | 0.17 to 0.23 | 113 | 70 to 130 | 1.32 | 20 |
| BA19515 | Cadmium, Total | mg/L | 0.0000034 | 0.0001474 | 0.10 | 0.103 | 0.103 | 0.100 | 0.085 to 0.115 | 103 | 70 to 130 | 0.00 | 20 |
| BA19515 | Manganese, Total | mg/L | 0.0000343 | 0.0001474 | 0.10 | 0.149 | 0.147 | 0.103 | 0.085 to 0.115 | 102 | 70 to 130 | 1.35 | 20 |
| BA19515 | Arsenic, Total | mg/L | 0.0000264 | 0.0001474 | 0.10 | 0.112 | 0.110 | 0.109 | 0.085 to 0.115 | 112 | 70 to 130 | 1.80 | 20 |
| BA19515 | Beryllium, Total | mg/L | 0.0000105 | 0.00088 | 0.10 | 0.105 | 0.107 | 0.105 | 0.085 to 0.115 | 105 | 70 to 130 | 1.89 | 20 |
| BA19515 | Magnesium, Total | mg/L | -0.000502 | 0.0462 | 5.00 | 11.8 | 11.6 | 5.14 | 4.25 to 5.75 | 102 | 70 to 130 | 1.71 | 20 |
| BA19515 | Lead, Total | mg/L | 0.0000071 | 0.0001474 | 0.10 | 0.114 | 0.110 | 0.108 | 0.085 to 0.115 | 114 | 70 to 130 | 3.57 | 20 |
| BA19515 | Potassium, Total | mg/L | 0.0264 | 0.3674 | 10.0 | 15.0 | 15.2 | 10.6 | 8.5 to 11.5 | 109 | 70 to 130 | 1.32 | 20 |
| BA19515 | Sodium, Total | mg/L | 0.00238 | 0.044 | 5.00 | 478 | 475 | 4.99 | 4.25 to 5.75 | -40.0 | 70 to 130 | 0.630 | 20 |
| BA19515 | Antimony, Total | mg/L | 0.000162 | 0.001 | 0.10 | 0.106 | 0.108 | 0.0974 | 0.085 to 0.115 | 106 | 70 to 130 | 1.87 | 20 |
| BA19515 | Selenium, Total | mg/L | 0.0000138 | 0.001 | 0.10 | 0.0599 | 0.0596 | 0.104 | 0.085 to 0.115 | 59.9 | 70 to 130 | 0.502 | 20 |
| BA19515 | Barium, Total | mg/L | -0.0000218 | 0.0002 | 0.10 | 0.200 | 0.204 | 0.103 | 0.085 to 0.115 | 105 | 70 to 130 | 1.98 | 20 |
| BA19515 | Cobalt, Total | mg/L | -0.000122 | 0.0001474 | 0.10 | 0.109 | 0.107 | 0.107 | 0.085 to 0.115 | 109 | 70 to 130 | 1.85 | 20 |
| BA19515 | Iron, Total | mg/L | 0.000275 | 0.0176 | 0.2 | 0.247 | 0.243 | 0.199 | 0.17 to 0.23 | 98.8 | 70 to 130 | 1.63 | 20 |
| BA19515 | Molybdenum, Total | mg/L | 0.0000628 | 0.0001474 | 0.10 | 0.110 | 0.109 | 0.104 | 0.085 to 0.115 | 108 | 70 to 130 | 0.913 | 20 |
| BA19516 | Mercury, Total by CVAA | mg/L | 0.0000770 | 0.0005 | 0.004 | 0.00383 | 0.00382 | 0.00388 | 0.0034 to 0.0046 | 95.8 | 70 to 130 | 0.261 | 20 |
| BA19515 | Boron, Total | mg/L | 0.00134 | 0.0650254 | 1.00 | 1.18 | 1.16 | 0.985 | 0.85 to 1.15 | 102 | 70 to 130 | 1.71 | 20 |
| BA19515 | Thallium, Total | mg/L | -0.000125 | 0.0001474 | 0.10 | 0.110 | 0.106 | 0.106 | 0.085 to 0.115 | 110 | 70 to 130 | 3.70 | 20 |

**Comments:** A major power failure occurred. Storage temperature exceeded six degrees Celsius for approximately five hours. Therefore, Sulfate result is qualified. LBM 11/17/20

Alabama Power
General Test Laboratory
744 County Road 87, GSC #8
Calera, AL 35040

Alabama Power

# Batch QC Summary

**Customer Account:** WMWMILAPFB
**Sample Date:** 10/21/20 12:45
**Customer ID:**
**Delivery Date:** 10/22/20 11:14

**Description:** Miller Ash Pond Field Blank-2

**Laboratory ID Number:** BA19514

| Sample | Analysis | Units | MB | MB Limit | Spike | MS | Sample Duplicate | Standard | Standard Limit | Rec | Rec Limit | Prec | Prec Limit |
|---|---|---|---|---|---|---|---|---|---|---|---|---|---|
| BA19514 | Chloride | mg/L | -0.0114 | 0.50 | 10.0 | 9.71 | 0.0976 | 9.76 | 9 to 11 | 97.1 | 80 to 120 | 0.00 | 20 |
| BA19516 | Sulfate | mg/L | -0.433 | 0.50 | 1600 | 2920 | 1370 | 18.4 | 18 to 22 | 97.5 | 80 to 120 | 0.733 | 20 |
| BA19516 | Solids, Dissolved | mg/L | 1.00 | 25 | | | 2180 | 56.0 | 40 to 60 | | | 0.229 | 5 |
| BA19514 | Fluoride | mg/L | 0.0178 | 0.05 | 2.50 | 2.52 | 0.0268 | 2.58 | 2.25 to 2.75 | 101 | 80 to 120 | 0.00 | 20 |

**Comments:** A major power failure occurred. Storage temperature exceeded six degrees Celsius for approximately five hours. Therefore, Sulfate result is qualified. LBM 11/17/20

Reported: 11/20/2020
Version: 3.1
COA_CCR

Alabama Power
General Test Laboratory
744 County Road 87, GSC #8
Calera, AL 35040

# Certificate Of Analysis

Alabama Power

**Description:** Miller Ash Pond - MW-34H

**Location Code:** WMWMILAP
**Collected:** 10/21/20 11:09
**Customer ID:**
**Submittal Date:** 10/22/20 11:14

**Laboratory ID Number:** BA19515

| Name | Prepared | Analyzed | Vio Spec | DF | Results | Units | MDL | RL | Q |
|---|---|---|---|---|---|---|---|---|---|
| ***Analytical Method: EPA 200.7*** | ***Analyst: RDA*** | | | | ***Preparation Method: EPA 1638*** | | | | |
| * Boron, Total | 11/3/20 09:00 | 11/4/20 11:04 | | 1.015 | 0.160 | mg/L | 0.03 | 0.1 | |
| * Calcium, Total | 11/3/20 09:00 | 11/4/20 11:04 | | 1.015 | 24.6 | mg/L | 0.1 | 0.5 | |
| * Iron, Total | 11/3/20 09:00 | 11/4/20 11:04 | | 1.015 | 0.0493 | mg/L | 0.02 | 0.05 | J |
| * Lithium, Total | 11/3/20 09:00 | 11/4/20 11:04 | | 1.015 | 0.156 | mg/L | 0.01 | 0.02 | |
| * Magnesium, Total | 11/3/20 09:00 | 11/4/20 11:04 | | 1.015 | 6.72 | mg/L | 0.1 | 0.5 | |
| * Sodium, Total | 11/3/20 09:00 | 11/4/20 12:53 | | 50.75 | 480 | mg/L | 5.075 | 25.375 | RA |
| ***Analytical Method: EPA 200.7*** | ***Analyst: RDA*** | | | | | | | | |
| * Iron, Dissolved | 10/27/20 15:00 | 11/2/20 12:04 | | 1.015 | Not Detected | mg/L | 0.02 | 0.05 | U |
| ***Analytical Method: EPA 200.8*** | ***Analyst: DLJ*** | | | | ***Preparation Method: EPA 1638*** | | | | |
| * Antimony, Total | 10/30/20 11:47 | 11/2/20 14:11 | | 1.015 | Not Detected | mg/L | 0.0008 | 0.003 | U |
| * Arsenic, Total | 10/30/20 11:47 | 11/2/20 14:11 | | 1.015 | Not Detected | mg/L | 0.001 | 0.005 | U |
| * Barium, Total | 10/30/20 11:47 | 11/2/20 14:11 | | 1.015 | 0.0952 | mg/L | 0.002 | 0.01 | |
| * Beryllium, Total | 10/30/20 11:47 | 11/2/20 14:11 | | 1.015 | Not Detected | mg/L | 0.0006 | 0.003 | U |
| * Cadmium, Total | 10/30/20 11:47 | 11/2/20 14:11 | | 1.015 | Not Detected | mg/L | 0.0003 | 0.001 | U |
| * Chromium, Total | 10/30/20 11:47 | 11/2/20 14:11 | | 1.015 | Not Detected | mg/L | 0.002 | 0.01 | U |
| * Cobalt, Total | 10/30/20 11:47 | 11/2/20 14:11 | | 1.015 | Not Detected | mg/L | 0.002 | 0.005 | U |
| * Lead, Total | 10/30/20 11:47 | 11/2/20 14:11 | | 1.015 | Not Detected | mg/L | 0.001 | 0.005 | U |
| * Molybdenum, Total | 10/30/20 11:47 | 11/2/20 14:11 | | 1.015 | 0.00201 | mg/L | 0.002 | 0.01 | J |
| * Potassium, Total | 10/30/20 11:47 | 11/2/20 14:11 | | 1.015 | 4.11 | mg/L | 0.3 | 2.5 | |
| * Manganese, Total | 10/30/20 11:47 | 11/2/20 14:11 | | 1.015 | 0.0465 | mg/L | 0.001 | 0.005 | |
| * Selenium, Total | 10/30/20 11:47 | 11/2/20 14:11 | | 1.015 | Not Detected | mg/L | 0.002 | 0.01 | U |
| * Thallium, Total | 10/30/20 11:47 | 11/2/20 14:11 | | 1.015 | Not Detected | mg/L | 0.0002 | 0.001 | U |
| ***Analytical Method: EPA 200.8*** | ***Analyst: DLJ*** | | | | | | | | |
| * Manganese, Dissolved | 11/2/20 13:48 | 11/4/20 15:45 | | 1.015 | 0.0422 | mg/L | 0.001 | 0.005 | |
| ***Analytical Method: EPA 245.1*** | ***Analyst: ABB*** | | | | | | | | |
| * Mercury, Total by CVAA | 10/26/20 11:29 | 10/27/20 13:37 | | 1 | Not Detected | mg/L | 0.0003 | 0.0005 | U |
| ***Analytical Method: SM 2320 B*** | ***Analyst: JAG*** | | | | | | | | |
| Alkalinity, Total as CaCO3 | 11/3/20 10:29 | 11/3/20 11:05 | | 1 | 573 | mg/L | | 0.1 | |
| ***Analytical Method: SM 2540C*** | ***Analyst: TJW*** | | | | | | | | |
| * Solids, Dissolved | 10/27/20 12:55 | 11/3/20 11:25 | | 1 | 1540 | mg/L | | 125 | |

MDL's and RL's are adjusted for sample dilution, as applicable

**Comments:** The client submitted filtered samples for dissolved analysis, but no MB or LCS were submitted. Therefore, dissolved data is qualified. A major power failure occurred. Storage temperature exceeded six degrees Celsius for approximately five hours. Therefore, Sulfate and Alkalinity results are qualified. Selenium MS/MSD recoveries failed. Post digestion spike and serial dilution performed. Matrix issue is suspected. LBM 11/18/20

Reported: 11/20/2020
Version: 3.1
COA_CCR

Alabama Power
General Test Laboratory
744 County Road 87, GSC #8
Calera, AL 35040

# *Certificate Of Analysis*

Alabama Power

**Description:** Miller Ash Pond - MW-34H

**Location Code:** WMWMILAP
**Collected:** 10/21/20 11:09
**Customer ID:**
**Submittal Date:** 10/22/20 11:14

**Laboratory ID Number:** BA19515

| Name | Prepared | Analyzed | Vio Spec | DF | Results | Units | MDL | RL | Q |
|---|---|---|---|---|---|---|---|---|---|
| ***Analytical Method: SM 4500CO2 D*** | ***Analyst: JAG*** | | | | | | | | |
| Bicarbonate Alkalinity, (calc.) | 11/3/20 10:29 | 11/3/20 11:05 | | 1 | 564 | mg/L | | | |
| Carbonate Alkalinity, (calc.) | 11/3/20 10:29 | 11/3/20 11:05 | | 1 | 9.21 | mg/L | | | |
| ***Analytical Method: SM4500Cl E*** | ***Analyst: JCC*** | | | | | | | | |
| * Chloride | 10/28/20 14:03 | 10/28/20 14:03 | | 100 | 199 | mg/L | 50.00 | 100 | |
| ***Analytical Method: SM4500F G 2017*** | ***Analyst: JCC*** | | | | | | | | |
| * Fluoride | 10/30/20 13:36 | 10/30/20 13:36 | | 1 | 0.429 | mg/L | 0.06 | 0.1 | |
| ***Analytical Method: SM4500SO4 E 2011*** | ***Analyst: JCC*** | | | | | | | | |
| * Sulfate | 11/2/20 13:47 | 11/2/20 13:47 | | 16 | 279 | mg/L | 8.00 | 16 | |
| ***Analytical Method: Field Measurements*** | ***Analyst: DKG*** | | | | | | | | |
| Conductivity | 10/21/20 11:05 | 10/21/20 11:05 | | | 2281.96 | uS/cm | | | FA |
| pH | 10/21/20 11:05 | 10/21/20 11:05 | | | 7.79 | SU | | | FA |
| Temperature | 10/21/20 11:05 | 10/21/20 11:05 | | | 17.79 | C | | | FA |
| Turbidity | 10/21/20 11:05 | 10/21/20 11:05 | | | 1.12 | NTU | | | FA |

MDL's and RL's are adjusted for sample dilution, as applicable

**Comments:** The client submitted filtered samples for dissolved analysis, but no MB or LCS were submitted. Therefore, dissolved data is qualified. A major power failure occurred. Storage temperature exceeded six degrees Celsius for approximately five hours. Therefore, Sulfate and Alkalinity results are qualified. Selenium MS/MSD recoveries failed. Post digestion spike and serial dilution performed. Matrix issue is suspected. LBM 11/18/20

Reported: 11/20/2020
Version: 3.1
COA_CCR

Alabama Power
General Test Laboratory
744 County Road 87, GSC #8
Calera, AL 35040

# Batch QC Summary

Alabama Power

**Customer Account:** WMWMILAP
**Sample Date:** 10/21/20 11:09
**Customer ID:**
**Delivery Date:** 10/22/20 11:14

**Description:** Miller Ash Pond - MW-34H

**Laboratory ID Number:** BA19515

| Sample | Analysis | Units | MB | MB Limit | Spike | MS | MSD | Standard | Standard Limit | Rec | Rec Limit | Prec | Prec Limit |
|---|---|---|---|---|---|---|---|---|---|---|---|---|---|
| BA19515 | Calcium, Total | mg/L | 0.00358 | 0.1518 | 5.00 | 29.7 | 29.6 | 5.07 | 4.25 to 5.75 | 102 | 70 to 130 | 0.337 | 20 |
| BA19515 | Chromium, Total | mg/L | 0.000114 | 0.00044 | 0.10 | 0.108 | 0.107 | 0.108 | 0.085 to 0.115 | 108 | 70 to 130 | 0.930 | 20 |
| BA19515 | Lithium, Total | mg/L | -0.000279 | 0.0154 | 0.20 | 0.382 | 0.377 | 0.194 | 0.17 to 0.23 | 113 | 70 to 130 | 1.32 | 20 |
| BA19515 | Boron, Total | mg/L | 0.00134 | 0.0650254 | 1.00 | 1.18 | 1.16 | 0.985 | 0.85 to 1.15 | 102 | 70 to 130 | 1.71 | 20 |
| BA19515 | Thallium, Total | mg/L | -0.000125 | 0.0001474 | 0.10 | 0.110 | 0.106 | 0.106 | 0.085 to 0.115 | 110 | 70 to 130 | 3.70 | 20 |
| BA19753 | Manganese, Dissolved | mg/L | 0.0000301 | 0.0001474 | 0.10 | 0.139 | 0.141 | 0.101 | 0.085 to 0.115 | 99.6 | 70 to 130 | 1.43 | 20 |
| BA19515 | Barium, Total | mg/L | -0.0000218 | 0.0002 | 0.10 | 0.200 | 0.204 | 0.103 | 0.085 to 0.115 | 105 | 70 to 130 | 1.98 | 20 |
| BA19515 | Cobalt, Total | mg/L | -0.000122 | 0.0001474 | 0.10 | 0.109 | 0.107 | 0.107 | 0.085 to 0.115 | 109 | 70 to 130 | 1.85 | 20 |
| BA19515 | Iron, Total | mg/L | 0.000275 | 0.0176 | 0.2 | 0.247 | 0.243 | 0.199 | 0.17 to 0.23 | 98.8 | 70 to 130 | 1.63 | 20 |
| BA19515 | Molybdenum, Total | mg/L | 0.0000628 | 0.0001474 | 0.10 | 0.110 | 0.109 | 0.104 | 0.085 to 0.115 | 108 | 70 to 130 | 0.913 | 20 |
| BA19516 | Mercury, Total by CVAA | mg/L | 0.0000770 | 0.0005 | 0.004 | 0.00383 | 0.00382 | 0.00388 | 0.0034 to 0.0046 | 95.8 | 70 to 130 | 0.261 | 20 |
| BA19515 | Arsenic, Total | mg/L | 0.0000264 | 0.0001474 | 0.10 | 0.112 | 0.110 | 0.109 | 0.085 to 0.115 | 112 | 70 to 130 | 1.80 | 20 |
| BA19515 | Beryllium, Total | mg/L | 0.0000105 | 0.00088 | 0.10 | 0.105 | 0.107 | 0.105 | 0.085 to 0.115 | 105 | 70 to 130 | 1.89 | 20 |
| BA19515 | Magnesium, Total | mg/L | -0.000502 | 0.0462 | 5.00 | 11.8 | 11.6 | 5.14 | 4.25 to 5.75 | 102 | 70 to 130 | 1.71 | 20 |
| BA19515 | Lead, Total | mg/L | 0.0000071 | 0.0001474 | 0.10 | 0.114 | 0.110 | 0.108 | 0.085 to 0.115 | 114 | 70 to 130 | 3.57 | 20 |
| BA19515 | Cadmium, Total | mg/L | 0.0000034 | 0.0001474 | 0.10 | 0.103 | 0.103 | 0.100 | 0.085 to 0.115 | 103 | 70 to 130 | 0.00 | 20 |
| BA19515 | Manganese, Total | mg/L | 0.0000343 | 0.0001474 | 0.10 | 0.149 | 0.147 | 0.103 | 0.085 to 0.115 | 102 | 70 to 130 | 1.35 | 20 |
| BA19516 | Iron, Dissolved | mg/L | 0.000360 | 0.0176 | 0.2 | 148 | 147 | 0.206 | 0.17 to 0.23 | -500 | 70 to 130 | 0.678 | 20 |
| BA19515 | Potassium, Total | mg/L | 0.0264 | 0.3674 | 10.0 | 15.0 | 15.2 | 10.6 | 8.5 to 11.5 | 109 | 70 to 130 | 1.32 | 20 |
| BA19515 | Sodium, Total | mg/L | 0.00238 | 0.044 | 5.00 | 478 | 475 | 4.99 | 4.25 to 5.75 | -40.0 | 70 to 130 | 0.630 | 20 |
| BA19515 | Antimony, Total | mg/L | 0.000162 | 0.001 | 0.10 | 0.106 | 0.108 | 0.0974 | 0.085 to 0.115 | 106 | 70 to 130 | 1.87 | 20 |
| BA19515 | Selenium, Total | mg/L | 0.0000138 | 0.001 | 0.10 | 0.0599 | 0.0596 | 0.104 | 0.085 to 0.115 | 59.9 | 70 to 130 | 0.502 | 20 |

**Comments:** The client submitted filtered samples for dissolved analysis, but no MB or LCS were submitted. Therefore, dissolved data is qualified. A major power failure occurred. Storage temperature exceeded six degrees Celsius for approximately five hours. Therefore, Sulfate and Alkalinity results are qualified. Selenium MS/MSD recoveries failed. Post digestion spike and serial dilution performed. Matrix issue is suspected. LBM 11/18/20

Reported: 11/20/2020
Version: 3.1
COA_CCR

Alabama Power
General Test Laboratory
744 County Road 87, GSC #8
Calera, AL 35040

Alabama Power

# Batch QC Summary

**Customer Account:** WMWMILAP
**Sample Date:** 10/21/20 11:09
**Customer ID:**
**Delivery Date:** 10/22/20 11:14

**Description:** Miller Ash Pond - MW-34H

**Laboratory ID Number:** BA19515

| Sample | Analysis | Units | MB | MB Limit | Spike | MS | Sample Duplicate | Standard | Standard Limit | Rec | Rec Limit | Prec | Prec Limit |
|---|---|---|---|---|---|---|---|---|---|---|---|---|---|
| BA19753 | Alkalinity, Total as CaCO3 | mg/L | | | | | 236 | 52.8 | 45.0 to 55.0 | | | 1.28 | 10 |
| BA19753 | Fluoride | mg/L | 0.0199 | 0.05 | 2.50 | 2.72 | 0.138 | 2.59 | 2.25 to 2.75 | 103 | 80 to 120 | 1.44 | 20 |
| BA19753 | Chloride | mg/L | -0.000735 | 0.50 | 10.0 | 21.9 | 12.4 | 9.72 | 9 to 11 | 94.0 | 80 to 120 | 0.803 | 20 |
| BA19516 | Solids, Dissolved | mg/L | 1.00 | 25 | | | 2180 | 56.0 | 40 to 60 | | | 0.229 | 5 |
| BA19516 | Sulfate | mg/L | -0.433 | 0.50 | 1600 | 2920 | 1370 | 18.4 | 18 to 22 | 97.5 | 80 to 120 | 0.733 | 20 |

**Comments:** The client submitted filtered samples for dissolved analysis, but no MB or LCS were submitted. Therefore, dissolved data is qualified. A major power failure occurred. Storage temperature exceeded six degrees Celsius for approximately five hours. Therefore, Sulfate and Alkalinity results are qualified. Selenium MS/MSD recoveries failed. Post digestion spike and serial dilution performed. Matrix issue is suspected. LBM 11/18/20

Alabama Power
General Test Laboratory
744 County Road 87, GSC #8
Calera, AL 35040

# Certificate Of Analysis

Alabama Power

**Description:** Miller Ash Pond - MW-2

**Location Code:** WMWMILAP
**Collected:** 10/21/20 13:02
**Customer ID:**
**Submittal Date:** 10/22/20 11:14

**Laboratory ID Number:** BA19516

| Name | Prepared | Analyzed | Vio Spec | DF | Results | Units | MDL | RL | Q |
|---|---|---|---|---|---|---|---|---|---|
| ***Analytical Method: EPA 200.7*** | ***Analyst: RDA*** | | | | ***Preparation Method: EPA 1638*** | | | | |
| * Boron, Total | 11/3/20 09:00 | 11/4/20 11:21 | | 1.015 | 0.316 | mg/L | 0.03 | 0.1 | |
| * Calcium, Total | 11/3/20 09:00 | 11/4/20 13:10 | | 101.5 | 212 | mg/L | 10.15 | 50.75 | |
| * Iron, Total | 11/3/20 09:00 | 11/4/20 13:10 | | 101.5 | 132 | mg/L | 2.03 | 5.075 | |
| * Lithium, Total | 11/3/20 09:00 | 11/4/20 11:21 | | 1.015 | 0.217 | mg/L | 0.01 | 0.02 | |
| * Magnesium, Total | 11/3/20 09:00 | 11/4/20 13:10 | | 101.5 | 122 | mg/L | 10.15 | 50.75 | |
| * Sodium, Total | 11/3/20 09:00 | 11/4/20 13:10 | | 101.5 | 142 | mg/L | 10.15 | 50.75 | |
| ***Analytical Method: EPA 200.7*** | ***Analyst: RDA*** | | | | | | | | |
| * Iron, Dissolved | 10/27/20 15:00 | 11/2/20 13:24 | | 101.5 | 149 | mg/L | 2.03 | 5.075 | RA |
| ***Analytical Method: EPA 200.8*** | ***Analyst: DLJ*** | | | | ***Preparation Method: EPA 1638*** | | | | |
| * Antimony, Total | 10/30/20 11:47 | 11/2/20 14:27 | | 1.015 | Not Detected | mg/L | 0.0008 | 0.003 | U |
| * Arsenic, Total | 10/30/20 11:47 | 11/2/20 14:27 | | 1.015 | 0.00346 | mg/L | 0.001 | 0.005 | J |
| * Barium, Total | 10/30/20 11:47 | 11/2/20 14:27 | | 1.015 | 0.0185 | mg/L | 0.002 | 0.01 | |
| * Beryllium, Total | 10/30/20 11:47 | 11/2/20 14:27 | | 1.015 | Not Detected | mg/L | 0.0006 | 0.003 | U |
| * Cadmium, Total | 10/30/20 11:47 | 11/2/20 14:27 | | 1.015 | Not Detected | mg/L | 0.0003 | 0.001 | U |
| * Chromium, Total | 10/30/20 11:47 | 11/2/20 14:27 | | 1.015 | Not Detected | mg/L | 0.002 | 0.01 | U |
| * Cobalt, Total | 10/30/20 11:47 | 11/2/20 14:27 | | 1.015 | 0.0368 | mg/L | 0.002 | 0.005 | |
| * Lead, Total | 10/30/20 11:47 | 11/2/20 14:27 | | 1.015 | Not Detected | mg/L | 0.001 | 0.005 | U |
| * Molybdenum, Total | 10/30/20 11:47 | 11/2/20 14:27 | | 1.015 | 0.00458 | mg/L | 0.002 | 0.01 | J |
| * Potassium, Total | 10/30/20 11:47 | 11/2/20 14:27 | | 1.015 | 4.65 | mg/L | 0.3 | 2.5 | |
| * Manganese, Total | 10/30/20 11:47 | 11/5/20 09:52 | | 5.075 | 3.02 | mg/L | 0.005075 | 0.025375 | |
| * Selenium, Total | 10/30/20 11:47 | 11/2/20 14:27 | | 1.015 | Not Detected | mg/L | 0.002 | 0.01 | U |
| * Thallium, Total | 10/30/20 11:47 | 11/2/20 14:27 | | 1.015 | Not Detected | mg/L | 0.0002 | 0.001 | U |
| ***Analytical Method: EPA 200.8*** | ***Analyst: DLJ*** | | | | | | | | |
| * Manganese, Dissolved | 11/2/20 13:48 | 11/5/20 17:16 | | 5.075 | 3.15 | mg/L | 0.005075 | 0.025375 | |
| ***Analytical Method: EPA 245.1*** | ***Analyst: ABB*** | | | | | | | | |
| * Mercury, Total by CVAA | 10/26/20 11:29 | 10/27/20 13:40 | | 1 | Not Detected | mg/L | 0.0003 | 0.0005 | U |
| ***Analytical Method: SM 2320 B*** | ***Analyst: JAG*** | | | | | | | | |
| Alkalinity, Total as CaCO3 | 11/3/20 10:29 | 11/3/20 11:05 | | 1 | 27.4 | mg/L | | 0.1 | |
| ***Analytical Method: SM 2540C*** | ***Analyst: TJW*** | | | | | | | | |
| * Solids, Dissolved | 10/27/20 12:55 | 11/3/20 11:25 | | 1 | 2190 | mg/L | | 125 | |

MDL's and RL's are adjusted for sample dilution, as applicable

**Comments:** The client submitted filtered samples for dissolved analysis, but no MB or LCS were submitted. Therefore, dissolved data is qualified. A major power failure occurred. Storage temperature exceeded six degrees Celsius for approximately five hours. Therefore, Sulfate and Alkalinity results are qualified. LBM 11/17/20

Reported: 11/20/2020
Version: 3.1
COA_CCR

Alabama Power
General Test Laboratory
744 County Road 87, GSC #8
Calera, AL 35040

# *Certificate Of Analysis*

Alabama Power

**Description:** Miller Ash Pond - MW-2

**Location Code:** WMWMILAP
**Collected:** 10/21/20 13:02
**Customer ID:**
**Submittal Date:** 10/22/20 11:14

**Laboratory ID Number:** BA19516

| Name | Prepared | Analyzed | Vio Spec | DF | Results | Units | MDL | RL | Q |
|---|---|---|---|---|---|---|---|---|---|
| ***Analytical Method: SM 4500CO2 D*** | ***Analyst: JAG*** | | | | | | | | |
| Bicarbonate Alkalinity, (calc.) | 11/3/20 10:29 | 11/3/20 11:05 | | 1 | 27.4 | mg/L | | | |
| Carbonate Alkalinity, (calc.) | 11/3/20 10:29 | 11/3/20 11:05 | | 1 | 0.00 | mg/L | | | |
| ***Analytical Method: SM4500Cl E*** | ***Analyst: JCC*** | | | | | | | | |
| * Chloride | 10/28/20 14:06 | 10/28/20 14:06 | | 1 | 9.47 | mg/L | 0.50 | 1 | |
| ***Analytical Method: SM4500F G 2017*** | ***Analyst: JCC*** | | | | | | | | |
| * Fluoride | 10/30/20 13:37 | 10/30/20 13:37 | | 1 | 0.236 | mg/L | 0.06 | 0.1 | |
| ***Analytical Method: SM4500SO4 E 2011*** | ***Analyst: JCC*** | | | | | | | | |
| * Sulfate | 11/2/20 13:48 | 11/2/20 13:48 | | 80 | 1360 | mg/L | 40.00 | 80 | |
| ***Analytical Method: Field Measurements*** | ***Analyst: DKG*** | | | | | | | | |
| Conductivity | 10/21/20 12:59 | 10/21/20 12:59 | | | 2684.43 | uS/cm | | | FA |
| pH | 10/21/20 12:59 | 10/21/20 12:59 | | | 6.29 | SU | | | FA |
| Temperature | 10/21/20 12:59 | 10/21/20 12:59 | | | 21.90 | C | | | FA |
| Turbidity | 10/21/20 12:59 | 10/21/20 12:59 | | | 0.98 | NTU | | | FA |

MDL's and RL's are adjusted for sample dilution, as applicable

**Comments:** The client submitted filtered samples for dissolved analysis, but no MB or LCS were submitted. Therefore, dissolved data is qualified. A major power failure occurred. Storage temperature exceeded six degrees Celsius for approximately five hours. Therefore, Sulfate and Alkalinity results are qualified. LBM 11/17/20

Reported: 11/20/2020
Version: 3.1
COA_CCR

Alabama Power
General Test Laboratory
744 County Road 87, GSC #8
Calera, AL 35040

# Batch QC Summary

Alabama Power

**Customer Account:** WMWMILAP
**Sample Date:** 10/21/20 13:02
**Customer ID:**
**Delivery Date:** 10/22/20 11:14

**Description:** Miller Ash Pond - MW-2

**Laboratory ID Number:** BA19516

| Sample | Analysis | Units | MB | MB Limit | Spike | MS | MSD | Standard | Standard Limit | Rec | Rec Limit | Prec | Prec Limit |
|---|---|---|---|---|---|---|---|---|---|---|---|---|---|
| BA19753 | Cobalt, Total | mg/L | -0.000122 | 0.0001474 | 0.10 | 0.108 | 0.106 | 0.107 | 0.085 to 0.115 | 108 | 70 to 130 | 1.87 | 20 |
| BA19753 | Manganese, Total | mg/L | 0.0000343 | 0.0001474 | 0.10 | 0.148 | 0.146 | 0.103 | 0.085 to 0.115 | 104 | 70 to 130 | 1.36 | 20 |
| BA19753 | Sodium, Total | mg/L | 0.00238 | 0.044 | 5.00 | 82.5 | 83.7 | 4.99 | 4.25 to 5.75 | 90.0 | 70 to 130 | 1.44 | 20 |
| BA19753 | Antimony, Total | mg/L | 0.000162 | 0.001 | 0.10 | 0.107 | 0.102 | 0.0974 | 0.085 to 0.115 | 107 | 70 to 130 | 4.78 | 20 |
| BA19753 | Beryllium, Total | mg/L | 0.0000105 | 0.00088 | 0.10 | 0.105 | 0.107 | 0.105 | 0.085 to 0.115 | 105 | 70 to 130 | 1.89 | 20 |
| BA19753 | Selenium, Total | mg/L | 0.0000138 | 0.001 | 0.10 | 0.104 | 0.104 | 0.104 | 0.085 to 0.115 | 104 | 70 to 130 | 0.00 | 20 |
| BA19516 | Mercury, Total by CVAA | mg/L | 0.0000770 | 0.0005 | 0.004 | 0.00383 | 0.00382 | 0.00388 | 0.0034 to 0.0046 | 95.8 | 70 to 130 | 0.261 | 20 |
| BA19753 | Potassium, Total | mg/L | 0.0264 | 0.3674 | 10.0 | 15.1 | 14.7 | 10.6 | 8.5 to 11.5 | 109 | 70 to 130 | 2.68 | 20 |
| BA19753 | Lead, Total | mg/L | 0.0000071 | 0.0001474 | 0.10 | 0.112 | 0.110 | 0.108 | 0.085 to 0.115 | 112 | 70 to 130 | 1.80 | 20 |
| BA19753 | Thallium, Total | mg/L | -0.000125 | 0.0001474 | 0.10 | 0.108 | 0.106 | 0.106 | 0.085 to 0.115 | 108 | 70 to 130 | 1.87 | 20 |
| BA19753 | Boron, Total | mg/L | 0.00134 | 0.0650254 | 1.00 | 1.05 | 1.05 | 0.985 | 0.85 to 1.15 | 102 | 70 to 130 | 0.00 | 20 |
| BA19753 | Chromium, Total | mg/L | 0.000114 | 0.00044 | 0.10 | 0.109 | 0.108 | 0.108 | 0.085 to 0.115 | 109 | 70 to 130 | 0.922 | 20 |
| BA19753 | Molybdenum, Total | mg/L | 0.0000628 | 0.0001474 | 0.10 | 0.106 | 0.107 | 0.104 | 0.085 to 0.115 | 106 | 70 to 130 | 0.939 | 20 |
| BA19516 | Iron, Dissolved | mg/L | 0.000360 | 0.0176 | 0.2 | 148 | 147 | 0.206 | 0.17 to 0.23 | -500 | 70 to 130 | 0.678 | 20 |
| BA19753 | Arsenic, Total | mg/L | 0.0000264 | 0.0001474 | 0.10 | 0.115 | 0.113 | 0.109 | 0.085 to 0.115 | 114 | 70 to 130 | 1.75 | 20 |
| BA19753 | Calcium, Total | mg/L | 0.00358 | 0.1518 | 5.00 | 135 | 136 | 5.07 | 4.25 to 5.75 | 100 | 70 to 130 | 0.738 | 20 |
| BA19753 | Cadmium, Total | mg/L | 0.0000034 | 0.0001474 | 0.10 | 0.103 | 0.104 | 0.100 | 0.085 to 0.115 | 103 | 70 to 130 | 0.966 | 20 |
| BA19753 | Magnesium, Total | mg/L | -0.000502 | 0.0462 | 5.00 | 54.8 | 55.7 | 5.14 | 4.25 to 5.75 | 94.0 | 70 to 130 | 1.63 | 20 |
| BA19753 | Barium, Total | mg/L | -0.0000218 | 0.0002 | 0.10 | 0.165 | 0.158 | 0.103 | 0.085 to 0.115 | 106 | 70 to 130 | 4.33 | 20 |
| BA19753 | Iron, Total | mg/L | 0.000275 | 0.0176 | 0.2 | 1.17 | 1.17 | 0.199 | 0.17 to 0.23 | 92.5 | 70 to 130 | 0.00 | 20 |
| BA19753 | Lithium, Total | mg/L | -0.000279 | 0.0154 | 0.20 | 0.343 | 0.347 | 0.194 | 0.17 to 0.23 | 104 | 70 to 130 | 1.16 | 20 |
| BA19753 | Manganese, Dissolved | mg/L | 0.0000301 | 0.0001474 | 0.10 | 0.139 | 0.141 | 0.101 | 0.085 to 0.115 | 99.6 | 70 to 130 | 1.43 | 20 |

**Comments:** The client submitted filtered samples for dissolved analysis, but no MB or LCS were submitted. Therefore, dissolved data is qualified. A major power failure occurred. Storage temperature exceeded six degrees Celsius for approximately five hours. Therefore, Sulfate and Alkalinity results are qualified. LBM 11/17/20

Reported: 11/20/2020
Version: 3.1
COA_CCR

Alabama Power
General Test Laboratory
744 County Road 87, GSC #8
Calera, AL 35040

Alabama Power

# Batch QC Summary

**Customer Account:** WMWMILAP
**Sample Date:** 10/21/20 13:02
**Customer ID:**
**Delivery Date:** 10/22/20 11:14

**Description:** Miller Ash Pond - MW-2

**Laboratory ID Number:** BA19516

| Sample | Analysis | Units | MB | MB Limit | Spike | MS | Sample Duplicate | Standard | Standard Limit | Rec | Rec Limit | Prec | Prec Limit |
|---|---|---|---|---|---|---|---|---|---|---|---|---|---|
| BA19753 | Alkalinity, Total as CaCO3 | mg/L | | | | | 236 | 52.8 | 45.0 to 55.0 | | | 1.28 | 10 |
| BA19516 | Solids, Dissolved | mg/L | 1.00 | 25 | | | 2180 | 56.0 | 40 to 60 | | | 0.229 | 5 |
| BA19516 | Sulfate | mg/L | -0.433 | 0.50 | 1600 | 2920 | 1370 | 18.4 | 18 to 22 | 97.5 | 80 to 120 | 0.733 | 20 |
| BA19753 | Chloride | mg/L | -0.000735 | 0.50 | 10.0 | 21.9 | 12.4 | 9.72 | 9 to 11 | 94.0 | 80 to 120 | 0.803 | 20 |
| BA19753 | Fluoride | mg/L | 0.0199 | 0.05 | 2.50 | 2.72 | 0.138 | 2.59 | 2.25 to 2.75 | 103 | 80 to 120 | 1.44 | 20 |

**Comments:** The client submitted filtered samples for dissolved analysis, but no MB or LCS were submitted. Therefore, dissolved data is qualified. A major power failure occurred. Storage temperature exceeded six degrees Celsius for approximately five hours. Therefore, Sulfate and Alkalinity results are qualified. LBM 11/17/20

Reported: 11/20/2020
Version: 3.1
COA_CCR

Alabama Power
General Test Laboratory
744 County Road 87, GSC #8
Calera, AL 35040

# Certificate Of Analysis

Alabama Power

**Description:** Miller Ash Pond - MW-27HR

**Location Code:** WMWMILAP
**Collected:** 10/26/20 13:33
**Customer ID:**
**Submittal Date:** 10/27/20 14:31

**Laboratory ID Number:** BA19750

| Name | Prepared | Analyzed | Vio Spec | DF | Results | Units | MDL | RL | Q |
|---|---|---|---|---|---|---|---|---|---|
| ***Analytical Method: EPA 200.7*** | ***Analyst: RDA*** | | | | ***Preparation Method: EPA 1638*** | | | | |
| * Boron, Total | 11/3/20 09:00 | 11/4/20 11:24 | | 1.015 | Not Detected | mg/L | 0.03 | 0.1 | U |
| * Calcium, Total | 11/3/20 09:00 | 11/4/20 13:14 | | 10.15 | 47.2 | mg/L | 1.015 | 5.075 | |
| * Iron, Total | 11/3/20 09:00 | 11/4/20 11:24 | | 1.015 | 0.529 | mg/L | 0.02 | 0.05 | |
| * Lithium, Total | 11/3/20 09:00 | 11/4/20 11:24 | | 1.015 | 0.0427 | mg/L | 0.01 | 0.02 | |
| * Magnesium, Total | 11/3/20 09:00 | 11/4/20 11:24 | | 1.015 | 15.3 | mg/L | 0.1 | 0.5 | |
| * Sodium, Total | 11/3/20 09:00 | 11/4/20 11:24 | | 1.015 | 39.6 | mg/L | 0.1 | 0.5 | |
| ***Analytical Method: EPA 200.7*** | ***Analyst: RDA*** | | | | | | | | |
| * Iron, Dissolved | 10/27/20 15:00 | 11/2/20 12:17 | | 1.015 | 0.468 | mg/L | 0.02 | 0.05 | |
| ***Analytical Method: EPA 200.8*** | ***Analyst: DLJ*** | | | | ***Preparation Method: EPA 1638*** | | | | |
| * Antimony, Total | 10/30/20 11:47 | 11/2/20 14:29 | | 1.015 | Not Detected | mg/L | 0.0008 | 0.003 | U |
| * Arsenic, Total | 10/30/20 11:47 | 11/2/20 14:29 | | 1.015 | Not Detected | mg/L | 0.001 | 0.005 | U |
| * Barium, Total | 10/30/20 11:47 | 11/2/20 14:29 | | 1.015 | 0.101 | mg/L | 0.002 | 0.01 | |
| * Beryllium, Total | 10/30/20 11:47 | 11/2/20 14:29 | | 1.015 | Not Detected | mg/L | 0.0006 | 0.003 | U |
| * Cadmium, Total | 10/30/20 11:47 | 11/2/20 14:29 | | 1.015 | Not Detected | mg/L | 0.0003 | 0.001 | U |
| * Chromium, Total | 10/30/20 11:47 | 11/2/20 14:29 | | 1.015 | Not Detected | mg/L | 0.002 | 0.01 | U |
| * Cobalt, Total | 10/30/20 11:47 | 11/2/20 14:29 | | 1.015 | Not Detected | mg/L | 0.002 | 0.005 | U |
| * Lead, Total | 10/30/20 11:47 | 11/2/20 14:29 | | 1.015 | Not Detected | mg/L | 0.001 | 0.005 | U |
| * Molybdenum, Total | 10/30/20 11:47 | 11/2/20 14:29 | | 1.015 | Not Detected | mg/L | 0.002 | 0.01 | U |
| * Potassium, Total | 10/30/20 11:47 | 11/2/20 14:29 | | 1.015 | 2.37 | mg/L | 0.3 | 2.5 | J |
| * Manganese, Total | 10/30/20 11:47 | 11/2/20 14:29 | | 1.015 | 0.0286 | mg/L | 0.001 | 0.005 | |
| * Selenium, Total | 10/30/20 11:47 | 11/2/20 14:29 | | 1.015 | Not Detected | mg/L | 0.002 | 0.01 | U |
| * Thallium, Total | 10/30/20 11:47 | 11/2/20 14:29 | | 1.015 | Not Detected | mg/L | 0.0002 | 0.001 | U |
| ***Analytical Method: EPA 200.8*** | ***Analyst: DLJ*** | | | | | | | | |
| * Manganese, Dissolved | 11/2/20 13:48 | 11/4/20 15:50 | | 1.015 | 0.0251 | mg/L | 0.001 | 0.005 | |
| ***Analytical Method: EPA 245.1*** | ***Analyst: ABB*** | | | | | | | | |
| * Mercury, Total by CVAA | 11/6/20 10:13 | 11/9/20 13:00 | | 1 | Not Detected | mg/L | 0.0003 | 0.0005 | U |
| ***Analytical Method: SM 2320 B*** | ***Analyst: JAG*** | | | | | | | | |
| Alkalinity, Total as CaCO3 | 11/3/20 10:29 | 11/3/20 11:05 | | 1 | 194 | mg/L | | 0.1 | |
| ***Analytical Method: SM 2540C*** | ***Analyst: TJW*** | | | | | | | | |
| * Solids, Dissolved | 11/2/20 11:25 | 11/5/20 14:15 | | 1 | 321 | mg/L | | 25 | |

MDL's and RL's are adjusted for sample dilution, as applicable

**Comments:** The client submitted filtered samples for dissolved analysis, but no MB or LCS were submitted. Therefore, dissolved data is qualified. A major power failure occurred. Storage temperature exceeded six degrees Celsius for approximately five hours. Therefore, Sulfate, Alkalinity, and TDS results are qualified. LBM 11/17/20

Alabama Power
General Test Laboratory
744 County Road 87, GSC #8
Calera, AL 35040

# *Certificate Of Analysis*

Alabama Power

**Description:** Miller Ash Pond - MW-27HR

**Location Code:** WMWMILAP
**Collected:** 10/26/20 13:33
**Customer ID:**
**Submittal Date:** 10/27/20 14:31

**Laboratory ID Number:** BA19750

| Name | Prepared | Analyzed | Vio Spec | DF | Results | Units | MDL | RL | Q |
|---|---|---|---|---|---|---|---|---|---|
| ***Analytical Method: SM 4500CO2 D*** | ***Analyst: JAG*** | | | | | | | | |
| Bicarbonate Alkalinity, (calc.) | 11/3/20 10:29 | 11/3/20 11:05 | | 1 | 194 | mg/L | | | |
| Carbonate Alkalinity, (calc.) | 11/3/20 10:29 | 11/3/20 11:05 | | 1 | 0.38 | mg/L | | | |
| ***Analytical Method: SM4500Cl E*** | ***Analyst: JCC*** | | | | | | | | |
| * Chloride | 10/28/20 14:08 | 10/28/20 14:08 | | 1 | 14.1 | mg/L | 0.50 | 1 | |
| ***Analytical Method: SM4500F G 2017*** | ***Analyst: JCC*** | | | | | | | | |
| * Fluoride | 10/30/20 13:38 | 10/30/20 13:38 | | 1 | 0.161 | mg/L | 0.06 | 0.1 | |
| ***Analytical Method: SM4500SO4 E 2011*** | ***Analyst: JCC*** | | | | | | | | |
| * Sulfate | 11/2/20 14:00 | 11/2/20 14:00 | | 4 | 61.6 | mg/L | 2.00 | 4 | |
| ***Analytical Method: Field Measurements*** | ***Analyst: AWG*** | | | | | | | | |
| Conductivity | 10/26/20 13:29 | 10/26/20 13:29 | | | 473.42 | uS/cm | | | FA |
| pH | 10/26/20 13:29 | 10/26/20 13:29 | | | 7.20 | SU | | | FA |
| Temperature | 10/26/20 13:29 | 10/26/20 13:29 | | | 19.25 | C | | | FA |
| Turbidity | 10/26/20 13:29 | 10/26/20 13:29 | | | 1.43 | NTU | | | FA |

MDL's and RL's are adjusted for sample dilution, as applicable

**Comments:** The client submitted filtered samples for dissolved analysis, but no MB or LCS were submitted. Therefore, dissolved data is qualified. A major power failure occurred. Storage temperature exceeded six degrees Celsius for approximately five hours. Therefore, Sulfate, Alkalinity, and TDS results are qualified. LBM 11/17/20

Reported: 11/20/2020
Version: 3.1
COA_CCR

Alabama Power
General Test Laboratory
744 County Road 87, GSC #8
Calera, AL 35040

# Batch QC Summary

Alabama Power

**Customer Account:** WMWMILAP
**Sample Date:** 10/26/20 13:33
**Customer ID:**
**Delivery Date:** 10/27/20 14:31

**Description:** Miller Ash Pond - MW-27HR

**Laboratory ID Number:** BA19750

| Sample | Analysis | Units | MB | MB Limit | Spike | MS | MSD | Standard | Standard Limit | Rec | Rec Limit | Prec | Prec Limit |
|---|---|---|---|---|---|---|---|---|---|---|---|---|---|
| BA19753 | Cobalt, Total | mg/L | -0.000122 | 0.0001474 | 0.10 | 0.108 | 0.106 | 0.107 | 0.085 to 0.115 | 108 | 70 to 130 | 1.87 | 20 |
| BA19753 | Beryllium, Total | mg/L | 0.0000105 | 0.00088 | 0.10 | 0.105 | 0.107 | 0.105 | 0.085 to 0.115 | 105 | 70 to 130 | 1.89 | 20 |
| BA19753 | Selenium, Total | mg/L | 0.0000138 | 0.001 | 0.10 | 0.104 | 0.104 | 0.104 | 0.085 to 0.115 | 104 | 70 to 130 | 0.00 | 20 |
| BA19753 | Potassium, Total | mg/L | 0.0264 | 0.3674 | 10.0 | 15.1 | 14.7 | 10.6 | 8.5 to 11.5 | 109 | 70 to 130 | 2.68 | 20 |
| BA19753 | Lead, Total | mg/L | 0.0000071 | 0.0001474 | 0.10 | 0.112 | 0.110 | 0.108 | 0.085 to 0.115 | 112 | 70 to 130 | 1.80 | 20 |
| BA19753 | Thallium, Total | mg/L | -0.000125 | 0.0001474 | 0.10 | 0.108 | 0.106 | 0.106 | 0.085 to 0.115 | 108 | 70 to 130 | 1.87 | 20 |
| BA19753 | Barium, Total | mg/L | -0.0000218 | 0.0002 | 0.10 | 0.165 | 0.158 | 0.103 | 0.085 to 0.115 | 106 | 70 to 130 | 4.33 | 20 |
| BA19753 | Iron, Total | mg/L | 0.000275 | 0.0176 | 0.2 | 1.17 | 1.17 | 0.199 | 0.17 to 0.23 | 92.5 | 70 to 130 | 0.00 | 20 |
| BA19753 | Lithium, Total | mg/L | -0.000279 | 0.0154 | 0.20 | 0.343 | 0.347 | 0.194 | 0.17 to 0.23 | 104 | 70 to 130 | 1.16 | 20 |
| BA19753 | Manganese, Dissolved | mg/L | 0.0000301 | 0.0001474 | 0.10 | 0.139 | 0.141 | 0.101 | 0.085 to 0.115 | 99.6 | 70 to 130 | 1.43 | 20 |
| BA19753 | Mercury, Total by CVAA | mg/L | 0.0000484 | 0.0005 | 0.004 | 0.00396 | 0.00396 | 0.00397 | 0.0034 to 0.0046 | 99.0 | 70 to 130 | 0.00 | 20 |
| BA19753 | Manganese, Total | mg/L | 0.0000343 | 0.0001474 | 0.10 | 0.148 | 0.146 | 0.103 | 0.085 to 0.115 | 104 | 70 to 130 | 1.36 | 20 |
| BA19753 | Sodium, Total | mg/L | 0.00238 | 0.044 | 5.00 | 82.5 | 83.7 | 4.99 | 4.25 to 5.75 | 90.0 | 70 to 130 | 1.44 | 20 |
| BA19753 | Antimony, Total | mg/L | 0.000162 | 0.001 | 0.10 | 0.107 | 0.102 | 0.0974 | 0.085 to 0.115 | 107 | 70 to 130 | 4.78 | 20 |
| BA19516 | Iron, Dissolved | mg/L | 0.000360 | 0.0176 | 0.2 | 148 | 147 | 0.206 | 0.17 to 0.23 | -500 | 70 to 130 | 0.678 | 20 |
| BA19753 | Arsenic, Total | mg/L | 0.0000264 | 0.0001474 | 0.10 | 0.115 | 0.113 | 0.109 | 0.085 to 0.115 | 114 | 70 to 130 | 1.75 | 20 |
| BA19753 | Calcium, Total | mg/L | 0.00358 | 0.1518 | 5.00 | 135 | 136 | 5.07 | 4.25 to 5.75 | 100 | 70 to 130 | 0.738 | 20 |
| BA19753 | Cadmium, Total | mg/L | 0.0000034 | 0.0001474 | 0.10 | 0.103 | 0.104 | 0.100 | 0.085 to 0.115 | 103 | 70 to 130 | 0.966 | 20 |
| BA19753 | Magnesium, Total | mg/L | -0.000502 | 0.0462 | 5.00 | 54.8 | 55.7 | 5.14 | 4.25 to 5.75 | 94.0 | 70 to 130 | 1.63 | 20 |
| BA19753 | Boron, Total | mg/L | 0.00134 | 0.0650254 | 1.00 | 1.05 | 1.05 | 0.985 | 0.85 to 1.15 | 102 | 70 to 130 | 0.00 | 20 |
| BA19753 | Chromium, Total | mg/L | 0.000114 | 0.00044 | 0.10 | 0.109 | 0.108 | 0.108 | 0.085 to 0.115 | 109 | 70 to 130 | 0.922 | 20 |
| BA19753 | Molybdenum, Total | mg/L | 0.0000628 | 0.0001474 | 0.10 | 0.106 | 0.107 | 0.104 | 0.085 to 0.115 | 106 | 70 to 130 | 0.939 | 20 |

**Comments:** The client submitted filtered samples for dissolved analysis, but no MB or LCS were submitted. Therefore, dissolved data is qualified. A major power failure occurred. Storage temperature exceeded six degrees Celsius for approximately five hours. Therefore, Sulfate, Alkalinity, and TDS results are qualified. LBM 11/17/20

Reported: 11/20/2020
Version: 3.1
COA_CCR

Alabama Power
General Test Laboratory
744 County Road 87, GSC #8
Calera, AL 35040

Alabama Power

# Batch QC Summary

**Customer Account:** WMWMILAP
**Sample Date:** 10/26/20 13:33
**Customer ID:**
**Delivery Date:** 10/27/20 14:31

**Description:** Miller Ash Pond - MW-27HR

**Laboratory ID Number:** BA19750

| Sample | Analysis | Units | MB | MB Limit | Spike | MS | Sample Duplicate | Standard | Standard Limit | Rec | Rec Limit | Prec | Prec Limit |
|---|---|---|---|---|---|---|---|---|---|---|---|---|---|
| BA19753 | Alkalinity, Total as CaCO3 | mg/L | | | | | 236 | 52.8 | 45.0 to 55.0 | | | 1.28 | 10 |
| BA19753 | Solids, Dissolved | mg/L | 1.00 | 25 | | | 890 | 55.0 | 40 to 60 | | | 0.225 | 5 |
| BA19753 | Fluoride | mg/L | 0.0199 | 0.05 | 2.50 | 2.72 | 0.138 | 2.59 | 2.25 to 2.75 | 103 | 80 to 120 | 1.44 | 20 |
| BA19753 | Chloride | mg/L | -0.000735 | 0.50 | 10.0 | 21.9 | 12.4 | 9.72 | 9 to 11 | 94.0 | 80 to 120 | 0.803 | 20 |
| BA19753 | Sulfate | mg/L | -0.546 | 0.50 | 800 | 1160 | 408 | 18.3 | 18 to 22 | 93.8 | 80 to 120 | 0.489 | 20 |

**Comments:** The client submitted filtered samples for dissolved analysis, but no MB or LCS were submitted. Therefore, dissolved data is qualified. A major power failure occurred. Storage temperature exceeded six degrees Celsius for approximately five hours. Therefore, Sulfate, Alkalinity, and TDS results are qualified. LBM 11/17/20

Reported: 11/20/2020
Version: 3.1
COA_CCR

Alabama Power
General Test Laboratory
744 County Road 87, GSC #8
Calera, AL 35040

# Certificate Of Analysis

Alabama Power

**Description:** Miller Ash Pond - MW-36HR

**Location Code:** WMWMILAP
**Collected:** 10/27/20 11:17
**Customer ID:**
**Submittal Date:** 10/27/20 14:31

**Laboratory ID Number:** BA19751

| Name | Prepared | Analyzed | Vio Spec | DF | Results | Units | MDL | RL | Q |
|---|---|---|---|---|---|---|---|---|---|
| ***Analytical Method: EPA 200.7*** | ***Analyst: RDA*** | | | | ***Preparation Method: EPA 1638*** | | | | |
| * Boron, Total | 11/3/20 09:00 | 11/4/20 11:27 | | 1.015 | 0.0966 | mg/L | 0.03 | 0.1 | J |
| * Calcium, Total | 11/3/20 09:00 | 11/4/20 11:27 | | 1.015 | 10.9 | mg/L | 0.1 | 0.5 | |
| * Iron, Total | 11/3/20 09:00 | 11/4/20 11:27 | | 1.015 | 0.419 | mg/L | 0.02 | 0.05 | |
| * Lithium, Total | 11/3/20 09:00 | 11/4/20 11:27 | | 1.015 | 0.161 | mg/L | 0.01 | 0.02 | |
| * Magnesium, Total | 11/3/20 09:00 | 11/4/20 11:27 | | 1.015 | 3.67 | mg/L | 0.1 | 0.5 | |
| * Sodium, Total | 11/3/20 09:00 | 11/4/20 13:17 | | 50.75 | 330 | mg/L | 5.075 | 25.375 | |
| ***Analytical Method: EPA 200.7*** | ***Analyst: RDA*** | | | | | | | | |
| * Iron, Dissolved | 10/27/20 15:00 | 11/2/20 12:20 | | 1.015 | 0.361 | mg/L | 0.02 | 0.05 | |
| ***Analytical Method: EPA 200.8*** | ***Analyst: DLJ*** | | | | ***Preparation Method: EPA 1638*** | | | | |
| * Antimony, Total | 10/30/20 11:47 | 11/2/20 14:32 | | 1.015 | Not Detected | mg/L | 0.0008 | 0.003 | U |
| * Arsenic, Total | 10/30/20 11:47 | 11/2/20 14:32 | | 1.015 | 0.00333 | mg/L | 0.001 | 0.005 | J |
| * Barium, Total | 10/30/20 11:47 | 11/2/20 14:32 | | 1.015 | 0.0347 | mg/L | 0.002 | 0.01 | |
| * Beryllium, Total | 10/30/20 11:47 | 11/2/20 14:32 | | 1.015 | Not Detected | mg/L | 0.0006 | 0.003 | U |
| * Cadmium, Total | 10/30/20 11:47 | 11/2/20 14:32 | | 1.015 | Not Detected | mg/L | 0.0003 | 0.001 | U |
| * Chromium, Total | 10/30/20 11:47 | 11/2/20 14:32 | | 1.015 | Not Detected | mg/L | 0.002 | 0.01 | U |
| * Cobalt, Total | 10/30/20 11:47 | 11/2/20 14:32 | | 1.015 | Not Detected | mg/L | 0.002 | 0.005 | U |
| * Lead, Total | 10/30/20 11:47 | 11/2/20 14:32 | | 1.015 | Not Detected | mg/L | 0.001 | 0.005 | U |
| * Molybdenum, Total | 10/30/20 11:47 | 11/2/20 14:32 | | 1.015 | 0.0195 | mg/L | 0.002 | 0.01 | |
| * Potassium, Total | 10/30/20 11:47 | 11/2/20 14:32 | | 1.015 | 6.24 | mg/L | 0.3 | 2.5 | |
| * Manganese, Total | 10/30/20 11:47 | 11/2/20 14:32 | | 1.015 | 0.0595 | mg/L | 0.001 | 0.005 | |
| * Selenium, Total | 10/30/20 11:47 | 11/2/20 14:32 | | 1.015 | Not Detected | mg/L | 0.002 | 0.01 | U |
| * Thallium, Total | 10/30/20 11:47 | 11/2/20 14:32 | | 1.015 | Not Detected | mg/L | 0.0002 | 0.001 | U |
| ***Analytical Method: EPA 200.8*** | ***Analyst: DLJ*** | | | | | | | | |
| * Manganese, Dissolved | 11/2/20 13:48 | 11/4/20 15:53 | | 1.015 | 0.0515 | mg/L | 0.001 | 0.005 | |
| ***Analytical Method: EPA 245.1*** | ***Analyst: ABB*** | | | | | | | | |
| * Mercury, Total by CVAA | 11/6/20 10:13 | 11/9/20 13:02 | | 1 | Not Detected | mg/L | 0.0003 | 0.0005 | U |
| ***Analytical Method: SM 2320 B*** | ***Analyst: JAG*** | | | | | | | | |
| Alkalinity, Total as CaCO3 | 11/3/20 10:29 | 11/3/20 11:05 | | 1 | 284 | mg/L | | 0.1 | |
| ***Analytical Method: SM 2540C*** | ***Analyst: TJW*** | | | | | | | | |
| * Solids, Dissolved | 11/2/20 11:25 | 11/5/20 14:15 | | 1 | 913 | mg/L | | 83.3 | |

MDL's and RL's are adjusted for sample dilution, as applicable

**Comments:** The client submitted filtered samples for dissolved analysis, but no MB or LCS were submitted. Therefore, dissolved data is qualified. A major power failure occurred. Storage temperature exceeded six degrees Celsius for approximately five hours. Therefore, Sulfate, Alkalinity, and TDS results are qualified. LBM 11/17/20

Reported: 11/20/2020
Version: 3.1
COA_CCR

Alabama Power
General Test Laboratory
744 County Road 87, GSC #8
Calera, AL 35040

# *Certificate Of Analysis*

Alabama Power

**Description:** Miller Ash Pond - MW-36HR

**Location Code:** WMWMILAP
**Collected:** 10/27/20 11:17
**Customer ID:**
**Submittal Date:** 10/27/20 14:31

**Laboratory ID Number:** BA19751

| Name | Prepared | Analyzed | Vio Spec | DF | Results | Units | MDL | RL | Q |
|---|---|---|---|---|---|---|---|---|---|
| ***Analytical Method: SM 4500CO2 D*** | ***Analyst: JAG*** | | | | | | | | |
| Bicarbonate Alkalinity, (calc.) | 11/3/20 10:29 | 11/3/20 11:05 | | 1 | 283 | mg/L | | | |
| Carbonate Alkalinity, (calc.) | 11/3/20 10:29 | 11/3/20 11:05 | | 1 | 0.99 | mg/L | | | |
| ***Analytical Method: SM4500Cl E*** | ***Analyst: JCC*** | | | | | | | | |
| * Chloride | 10/28/20 14:04 | 10/28/20 14:04 | | 25 | 66.6 | mg/L | 12.50 | 25 | |
| ***Analytical Method: SM4500F G 2017*** | ***Analyst: JCC*** | | | | | | | | |
| * Fluoride | 10/30/20 13:40 | 10/30/20 13:40 | | 1 | 0.272 | mg/L | 0.06 | 0.1 | |
| ***Analytical Method: SM4500SO4 E 2011*** | ***Analyst: JCC*** | | | | | | | | |
| * Sulfate | 11/2/20 14:01 | 11/2/20 14:01 | | 16 | 285 | mg/L | 8.00 | 16 | |
| ***Analytical Method: Field Measurements*** | ***Analyst: AWG*** | | | | | | | | |
| Conductivity | 10/27/20 11:11 | 10/27/20 11:11 | | | 1609.99 | uS/cm | | | FA |
| pH | 10/27/20 11:11 | 10/27/20 11:11 | | | 7.54 | SU | | | FA |
| Temperature | 10/27/20 11:11 | 10/27/20 11:11 | | | 19.02 | C | | | FA |
| Turbidity | 10/27/20 11:11 | 10/27/20 11:11 | | | 3.09 | NTU | | | FA |

MDL's and RL's are adjusted for sample dilution, as applicable

**Comments:** The client submitted filtered samples for dissolved analysis, but no MB or LCS were submitted. Therefore, dissolved data is qualified. A major power failure occurred. Storage temperature exceeded six degrees Celsius for approximately five hours. Therefore, Sulfate, Alkalinity, and TDS results are qualified. LBM 11/17/20

Reported: 11/20/2020
Version: 3.1
COA_CCR

Alabama Power
General Test Laboratory
744 County Road 87, GSC #8
Calera, AL 35040

# Batch QC Summary

Alabama Power

**Customer Account:** WMWMILAP
**Sample Date:** 10/27/20 11:17
**Customer ID:**
**Delivery Date:** 10/27/20 14:31

**Description:** Miller Ash Pond - MW-36HR

**Laboratory ID Number:** BA19751

| Sample | Analysis | Units | MB | MB Limit | Spike | MS | MSD | Standard | Standard Limit | Rec | Rec Limit | Prec | Prec Limit |
|---|---|---|---|---|---|---|---|---|---|---|---|---|---|
| BA19753 | Cobalt, Total | mg/L | -0.000122 | 0.0001474 | 0.10 | 0.108 | 0.106 | 0.107 | 0.085 to 0.115 | 108 | 70 to 130 | 1.87 | 20 |
| BA19753 | Beryllium, Total | mg/L | 0.0000105 | 0.00088 | 0.10 | 0.105 | 0.107 | 0.105 | 0.085 to 0.115 | 105 | 70 to 130 | 1.89 | 20 |
| BA19753 | Selenium, Total | mg/L | 0.0000138 | 0.001 | 0.10 | 0.104 | 0.104 | 0.104 | 0.085 to 0.115 | 104 | 70 to 130 | 0.00 | 20 |
| BA19753 | Mercury, Total by CVAA | mg/L | 0.0000484 | 0.0005 | 0.004 | 0.00396 | 0.00396 | 0.00397 | 0.0034 to 0.0046 | 99.0 | 70 to 130 | 0.00 | 20 |
| BA19753 | Manganese, Total | mg/L | 0.0000343 | 0.0001474 | 0.10 | 0.148 | 0.146 | 0.103 | 0.085 to 0.115 | 104 | 70 to 130 | 1.36 | 20 |
| BA19753 | Sodium, Total | mg/L | 0.00238 | 0.044 | 5.00 | 82.5 | 83.7 | 4.99 | 4.25 to 5.75 | 90.0 | 70 to 130 | 1.44 | 20 |
| BA19753 | Antimony, Total | mg/L | 0.000162 | 0.001 | 0.10 | 0.107 | 0.102 | 0.0974 | 0.085 to 0.115 | 107 | 70 to 130 | 4.78 | 20 |
| BA19753 | Boron, Total | mg/L | 0.00134 | 0.0650254 | 1.00 | 1.05 | 1.05 | 0.985 | 0.85 to 1.15 | 102 | 70 to 130 | 0.00 | 20 |
| BA19753 | Chromium, Total | mg/L | 0.000114 | 0.00044 | 0.10 | 0.109 | 0.108 | 0.108 | 0.085 to 0.115 | 109 | 70 to 130 | 0.922 | 20 |
| BA19753 | Molybdenum, Total | mg/L | 0.0000628 | 0.0001474 | 0.10 | 0.106 | 0.107 | 0.104 | 0.085 to 0.115 | 106 | 70 to 130 | 0.939 | 20 |
| BA19516 | Iron, Dissolved | mg/L | 0.000360 | 0.0176 | 0.2 | 148 | 147 | 0.206 | 0.17 to 0.23 | -500 | 70 to 130 | 0.678 | 20 |
| BA19753 | Arsenic, Total | mg/L | 0.0000264 | 0.0001474 | 0.10 | 0.115 | 0.113 | 0.109 | 0.085 to 0.115 | 114 | 70 to 130 | 1.75 | 20 |
| BA19753 | Calcium, Total | mg/L | 0.00358 | 0.1518 | 5.00 | 135 | 136 | 5.07 | 4.25 to 5.75 | 100 | 70 to 130 | 0.738 | 20 |
| BA19753 | Cadmium, Total | mg/L | 0.0000034 | 0.0001474 | 0.10 | 0.103 | 0.104 | 0.100 | 0.085 to 0.115 | 103 | 70 to 130 | 0.966 | 20 |
| BA19753 | Magnesium, Total | mg/L | -0.000502 | 0.0462 | 5.00 | 54.8 | 55.7 | 5.14 | 4.25 to 5.75 | 94.0 | 70 to 130 | 1.63 | 20 |
| BA19753 | Potassium, Total | mg/L | 0.0264 | 0.3674 | 10.0 | 15.1 | 14.7 | 10.6 | 8.5 to 11.5 | 109 | 70 to 130 | 2.68 | 20 |
| BA19753 | Lead, Total | mg/L | 0.0000071 | 0.0001474 | 0.10 | 0.112 | 0.110 | 0.108 | 0.085 to 0.115 | 112 | 70 to 130 | 1.80 | 20 |
| BA19753 | Thallium, Total | mg/L | -0.000125 | 0.0001474 | 0.10 | 0.108 | 0.106 | 0.106 | 0.085 to 0.115 | 108 | 70 to 130 | 1.87 | 20 |
| BA19753 | Barium, Total | mg/L | -0.0000218 | 0.0002 | 0.10 | 0.165 | 0.158 | 0.103 | 0.085 to 0.115 | 106 | 70 to 130 | 4.33 | 20 |
| BA19753 | Iron, Total | mg/L | 0.000275 | 0.0176 | 0.2 | 1.17 | 1.17 | 0.199 | 0.17 to 0.23 | 92.5 | 70 to 130 | 0.00 | 20 |
| BA19753 | Lithium, Total | mg/L | -0.000279 | 0.0154 | 0.20 | 0.343 | 0.347 | 0.194 | 0.17 to 0.23 | 104 | 70 to 130 | 1.16 | 20 |
| BA19753 | Manganese, Dissolved | mg/L | 0.0000301 | 0.0001474 | 0.10 | 0.139 | 0.141 | 0.101 | 0.085 to 0.115 | 99.6 | 70 to 130 | 1.43 | 20 |

**Comments:** The client submitted filtered samples for dissolved analysis, but no MB or LCS were submitted. Therefore, dissolved data is qualified. A major power failure occurred. Storage temperature exceeded six degrees Celsius for approximately five hours. Therefore, Sulfate, Alkalinity, and TDS results are qualified. LBM 11/17/20

Reported: 11/20/2020
Version: 3.1
COA_CCR

Alabama Power
General Test Laboratory
744 County Road 87, GSC #8
Calera, AL 35040

Alabama Power

# Batch QC Summary

**Customer Account:** WMWMILAP
**Sample Date:** 10/27/20 11:17
**Customer ID:**
**Delivery Date:** 10/27/20 14:31

**Description:** Miller Ash Pond - MW-36HR

**Laboratory ID Number:** BA19751

| Sample | Analysis | Units | MB | MB Limit | Spike | MS | Sample Duplicate | Standard | Standard Limit | Rec | Rec Limit | Prec | Prec Limit |
|---|---|---|---|---|---|---|---|---|---|---|---|---|---|
| BA19753 | Solids, Dissolved | mg/L | 1.00 | 25 | | | 890 | 55.0 | 40 to 60 | | | 0.225 | 5 |
| BA19753 | Alkalinity, Total as CaCO3 | mg/L | | | | | 236 | 52.8 | 45.0 to 55.0 | | | 1.28 | 10 |
| BA19753 | Fluoride | mg/L | 0.0199 | 0.05 | 2.50 | 2.72 | 0.138 | 2.59 | 2.25 to 2.75 | 103 | 80 to 120 | 1.44 | 20 |
| BA19753 | Chloride | mg/L | -0.000735 | 0.50 | 10.0 | 21.9 | 12.4 | 9.72 | 9 to 11 | 94.0 | 80 to 120 | 0.803 | 20 |
| BA19753 | Sulfate | mg/L | -0.546 | 0.50 | 800 | 1160 | 408 | 18.3 | 18 to 22 | 93.8 | 80 to 120 | 0.489 | 20 |

**Comments:** The client submitted filtered samples for dissolved analysis, but no MB or LCS were submitted. Therefore, dissolved data is qualified. A major power failure occurred. Storage temperature exceeded six degrees Celsius for approximately five hours. Therefore, Sulfate, Alkalinity, and TDS results are qualified. LBM 11/17/20

Reported: 11/20/2020
Version: 3.1
COA_CCR

Alabama Power
General Test Laboratory
744 County Road 87, GSC #8
Calera, AL 35040

# Certificate Of Analysis

Alabama Power

**Description:** Miller Ash Pond - MW-22D

**Location Code:** WMWMILAP
**Collected:** 10/26/20 13:30
**Customer ID:**
**Submittal Date:** 10/27/20 14:31

**Laboratory ID Number:** BA19752

| Name | Prepared | Analyzed | Vio Spec | DF | Results | Units | MDL | RL | Q |
|---|---|---|---|---|---|---|---|---|---|
| ***Analytical Method: EPA 200.7*** | ***Analyst: RDA*** | | | | ***Preparation Method: EPA 1638*** | | | | |
| * Boron, Total | 11/3/20 09:00 | 11/4/20 11:31 | | 1.015 | 0.149 | mg/L | 0.03 | 0.1 | |
| * Calcium, Total | 11/3/20 09:00 | 11/4/20 13:21 | | 50.75 | 49.7 | mg/L | 5.075 | 25.375 | |
| * Iron, Total | 11/3/20 09:00 | 11/4/20 11:31 | | 1.015 | 0.240 | mg/L | 0.02 | 0.05 | |
| * Lithium, Total | 11/3/20 09:00 | 11/4/20 11:31 | | 1.015 | 0.344 | mg/L | 0.01 | 0.02 | |
| * Magnesium, Total | 11/3/20 09:00 | 11/4/20 11:31 | | 1.015 | 15.1 | mg/L | 0.1 | 0.5 | |
| * Sodium, Total | 11/3/20 09:00 | 11/4/20 13:21 | | 50.75 | 1310 | mg/L | 5.075 | 25.375 | |
| ***Analytical Method: EPA 200.7*** | ***Analyst: RDA*** | | | | | | | | |
| * Iron, Dissolved | 10/27/20 15:00 | 11/2/20 12:24 | | 1.015 | 0.202 | mg/L | 0.02 | 0.05 | |
| ***Analytical Method: EPA 200.8*** | ***Analyst: DLJ*** | | | | ***Preparation Method: EPA 1638*** | | | | |
| * Antimony, Total | 10/30/20 11:47 | 11/2/20 14:35 | | 1.015 | Not Detected | mg/L | 0.0008 | 0.003 | U |
| * Arsenic, Total | 10/30/20 11:47 | 11/2/20 14:35 | | 1.015 | 0.00188 | mg/L | 0.001 | 0.005 | J |
| * Barium, Total | 10/30/20 11:47 | 11/5/20 10:13 | | 5.075 | 4.33 | mg/L | 0.01015 | 0.05075 | |
| * Beryllium, Total | 10/30/20 11:47 | 11/2/20 14:35 | | 1.015 | Not Detected | mg/L | 0.0006 | 0.003 | U |
| * Cadmium, Total | 10/30/20 11:47 | 11/2/20 14:35 | | 1.015 | Not Detected | mg/L | 0.0003 | 0.001 | U |
| * Chromium, Total | 10/30/20 11:47 | 11/2/20 14:35 | | 1.015 | Not Detected | mg/L | 0.002 | 0.01 | U |
| * Cobalt, Total | 10/30/20 11:47 | 11/2/20 14:35 | | 1.015 | Not Detected | mg/L | 0.002 | 0.005 | U |
| * Lead, Total | 10/30/20 11:47 | 11/2/20 14:35 | | 1.015 | Not Detected | mg/L | 0.001 | 0.005 | U |
| * Molybdenum, Total | 10/30/20 11:47 | 11/2/20 14:35 | | 1.015 | 0.00248 | mg/L | 0.002 | 0.01 | J |
| * Potassium, Total | 10/30/20 11:47 | 11/2/20 14:35 | | 1.015 | 5.50 | mg/L | 0.3 | 2.5 | |
| * Manganese, Total | 10/30/20 11:47 | 11/2/20 14:35 | | 1.015 | 0.0491 | mg/L | 0.001 | 0.005 | |
| * Selenium, Total | 10/30/20 11:47 | 11/2/20 14:35 | | 1.015 | Not Detected | mg/L | 0.002 | 0.01 | U |
| * Thallium, Total | 10/30/20 11:47 | 11/2/20 14:35 | | 1.015 | Not Detected | mg/L | 0.0002 | 0.001 | U |
| ***Analytical Method: EPA 200.8*** | ***Analyst: DLJ*** | | | | | | | | |
| * Manganese, Dissolved | 11/2/20 13:48 | 11/4/20 15:55 | | 1.015 | 0.0463 | mg/L | 0.001 | 0.005 | |
| ***Analytical Method: EPA 245.1*** | ***Analyst: ABB*** | | | | | | | | |
| * Mercury, Total by CVAA | 11/6/20 10:13 | 11/9/20 13:05 | | 1 | Not Detected | mg/L | 0.0003 | 0.0005 | U |
| ***Analytical Method: SM 2320 B*** | ***Analyst: JAG*** | | | | | | | | |
| Alkalinity, Total as CaCO3 | 11/3/20 10:29 | 11/3/20 11:05 | | 1 | 133 | mg/L | | 0.1 | |
| ***Analytical Method: SM 2540C*** | ***Analyst: TJW*** | | | | | | | | |
| * Solids, Dissolved | 11/2/20 11:25 | 11/5/20 14:15 | | 1 | 4010 | mg/L | | 312.5 | |

MDL's and RL's are adjusted for sample dilution, as applicable

**Comments:** The client submitted filtered samples for dissolved analysis, but no MB or LCS were submitted. Therefore, dissolved data is qualified. A major power failure occurred. Storage temperature exceeded six degrees Celsius for approximately five hours. Therefore, Sulfate, Alkalinity, and TDS results are qualified. LBM 11/17/20

Reported: 11/20/2020
Version: 3.1
COA_CCR

Alabama Power
General Test Laboratory
744 County Road 87, GSC #8
Calera, AL 35040

# *Certificate Of Analysis*

Alabama Power

**Description:** Miller Ash Pond - MW-22D

**Location Code:** WMWMILAP
**Collected:** 10/26/20 13:30
**Customer ID:**
**Submittal Date:** 10/27/20 14:31

**Laboratory ID Number:** BA19752

| Name | Prepared | Analyzed | Vio Spec | DF | Results | Units | MDL | RL | Q |
|---|---|---|---|---|---|---|---|---|---|
| ***Analytical Method: SM 4500CO2 D*** | ***Analyst: JAG*** | | | | | | | | |
| Bicarbonate Alkalinity, (calc.) | 11/3/20 10:29 | 11/3/20 11:05 | | 1 | 132 | mg/L | | | |
| Carbonate Alkalinity, (calc.) | 11/3/20 10:29 | 11/3/20 11:05 | | 1 | 1.03 | mg/L | | | |
| ***Analytical Method: SM4500Cl E*** | ***Analyst: JCC*** | | | | | | | | |
| * Chloride | 10/28/20 14:05 | 10/28/20 14:05 | | 200 | 2140 | mg/L | 100.00 | 200 | |
| ***Analytical Method: SM4500F G 2017*** | ***Analyst: JCC*** | | | | | | | | |
| * Fluoride | 10/30/20 13:41 | 10/30/20 13:41 | | 1 | 0.142 | mg/L | 0.06 | 0.1 | |
| ***Analytical Method: SM4500SO4 E 2011*** | ***Analyst: JCC*** | | | | | | | | |
| * Sulfate | 11/2/20 14:03 | 11/2/20 14:03 | | 1 | 7.91 | mg/L | 0.50 | 1 | |
| ***Analytical Method: Field Measurements*** | ***Analyst: TJD*** | | | | | | | | |
| Conductivity | 10/26/20 13:26 | 10/26/20 13:26 | | | 6606.23 | uS/cm | | | FA |
| pH | 10/26/20 13:26 | 10/26/20 13:26 | | | 7.78 | SU | | | FA |
| Temperature | 10/26/20 13:26 | 10/26/20 13:26 | | | 20.13 | C | | | FA |
| Turbidity | 10/26/20 13:26 | 10/26/20 13:26 | | | 4.57 | NTU | | | FA |

MDL's and RL's are adjusted for sample dilution, as applicable

**Comments:** The client submitted filtered samples for dissolved analysis, but no MB or LCS were submitted. Therefore, dissolved data is qualified. A major power failure occurred. Storage temperature exceeded six degrees Celsius for approximately five hours. Therefore, Sulfate, Alkalinity, and TDS results are qualified. LBM 11/17/20

Reported: 11/20/2020
Version: 3.1
COA_CCR

Alabama Power
General Test Laboratory
744 County Road 87, GSC #8
Calera, AL 35040

# Batch QC Summary

Alabama Power

**Customer Account:** WMWMILAP
**Sample Date:** 10/26/20 13:30
**Customer ID:**
**Delivery Date:** 10/27/20 14:31

**Description**: Miller Ash Pond - MW-22D

**Laboratory ID Number:** BA19752

| Sample | Analysis | Units | MB | MB Limit | Spike | MS | MSD | Standard | Standard Limit | Rec | Rec Limit | Prec | Prec Limit |
|---|---|---|---|---|---|---|---|---|---|---|---|---|---|
| BA19753 | Cobalt, Total | mg/L | -0.000122 | 0.0001474 | 0.10 | 0.108 | 0.106 | 0.107 | 0.085 to 0.115 | 108 | 70 to 130 | 1.87 | 20 |
| BA19753 | Beryllium, Total | mg/L | 0.0000105 | 0.00088 | 0.10 | 0.105 | 0.107 | 0.105 | 0.085 to 0.115 | 105 | 70 to 130 | 1.89 | 20 |
| BA19753 | Selenium, Total | mg/L | 0.0000138 | 0.001 | 0.10 | 0.104 | 0.104 | 0.104 | 0.085 to 0.115 | 104 | 70 to 130 | 0.00 | 20 |
| BA19753 | Boron, Total | mg/L | 0.00134 | 0.0650254 | 1.00 | 1.05 | 1.05 | 0.985 | 0.85 to 1.15 | 102 | 70 to 130 | 0.00 | 20 |
| BA19753 | Chromium, Total | mg/L | 0.000114 | 0.00044 | 0.10 | 0.109 | 0.108 | 0.108 | 0.085 to 0.115 | 109 | 70 to 130 | 0.922 | 20 |
| BA19753 | Molybdenum, Total | mg/L | 0.0000628 | 0.0001474 | 0.10 | 0.106 | 0.107 | 0.104 | 0.085 to 0.115 | 106 | 70 to 130 | 0.939 | 20 |
| BA19753 | Potassium, Total | mg/L | 0.0264 | 0.3674 | 10.0 | 15.1 | 14.7 | 10.6 | 8.5 to 11.5 | 109 | 70 to 130 | 2.68 | 20 |
| BA19753 | Lead, Total | mg/L | 0.0000071 | 0.0001474 | 0.10 | 0.112 | 0.110 | 0.108 | 0.085 to 0.115 | 112 | 70 to 130 | 1.80 | 20 |
| BA19753 | Thallium, Total | mg/L | -0.000125 | 0.0001474 | 0.10 | 0.108 | 0.106 | 0.106 | 0.085 to 0.115 | 108 | 70 to 130 | 1.87 | 20 |
| BA19753 | Barium, Total | mg/L | -0.0000218 | 0.0002 | 0.10 | 0.165 | 0.158 | 0.103 | 0.085 to 0.115 | 106 | 70 to 130 | 4.33 | 20 |
| BA19753 | Iron, Total | mg/L | 0.000275 | 0.0176 | 0.2 | 1.17 | 1.17 | 0.199 | 0.17 to 0.23 | 92.5 | 70 to 130 | 0.00 | 20 |
| BA19753 | Lithium, Total | mg/L | -0.000279 | 0.0154 | 0.20 | 0.343 | 0.347 | 0.194 | 0.17 to 0.23 | 104 | 70 to 130 | 1.16 | 20 |
| BA19753 | Manganese, Dissolved | mg/L | 0.0000301 | 0.0001474 | 0.10 | 0.139 | 0.141 | 0.101 | 0.085 to 0.115 | 99.6 | 70 to 130 | 1.43 | 20 |
| BA19753 | Mercury, Total by CVAA | mg/L | 0.0000484 | 0.0005 | 0.004 | 0.00396 | 0.00396 | 0.00397 | 0.0034 to 0.0046 | 99.0 | 70 to 130 | 0.00 | 20 |
| BA19753 | Manganese, Total | mg/L | 0.0000343 | 0.0001474 | 0.10 | 0.148 | 0.146 | 0.103 | 0.085 to 0.115 | 104 | 70 to 130 | 1.36 | 20 |
| BA19753 | Sodium, Total | mg/L | 0.00238 | 0.044 | 5.00 | 82.5 | 83.7 | 4.99 | 4.25 to 5.75 | 90.0 | 70 to 130 | 1.44 | 20 |
| BA19753 | Antimony, Total | mg/L | 0.000162 | 0.001 | 0.10 | 0.107 | 0.102 | 0.0974 | 0.085 to 0.115 | 107 | 70 to 130 | 4.78 | 20 |
| BA19516 | Iron, Dissolved | mg/L | 0.000360 | 0.0176 | 0.2 | 148 | 147 | 0.206 | 0.17 to 0.23 | -500 | 70 to 130 | 0.678 | 20 |
| BA19753 | Arsenic, Total | mg/L | 0.0000264 | 0.0001474 | 0.10 | 0.115 | 0.113 | 0.109 | 0.085 to 0.115 | 114 | 70 to 130 | 1.75 | 20 |
| BA19753 | Calcium, Total | mg/L | 0.00358 | 0.1518 | 5.00 | 135 | 136 | 5.07 | 4.25 to 5.75 | 100 | 70 to 130 | 0.738 | 20 |
| BA19753 | Cadmium, Total | mg/L | 0.0000034 | 0.0001474 | 0.10 | 0.103 | 0.104 | 0.100 | 0.085 to 0.115 | 103 | 70 to 130 | 0.966 | 20 |
| BA19753 | Magnesium, Total | mg/L | -0.000502 | 0.0462 | 5.00 | 54.8 | 55.7 | 5.14 | 4.25 to 5.75 | 94.0 | 70 to 130 | 1.63 | 20 |

**Comments:** The client submitted filtered samples for dissolved analysis, but no MB or LCS were submitted. Therefore, dissolved data is qualified. A major power failure occurred. Storage temperature exceeded six degrees Celsius for approximately five hours. Therefore, Sulfate, Alkalinity, and TDS results are qualified. LBM 11/17/20

Reported: 11/20/2020
Version: 3.1
COA_CCR

Alabama Power
General Test Laboratory
744 County Road 87, GSC #8
Calera, AL 35040

Alabama Power

# Batch QC Summary

**Customer Account:** WMWMILAP
**Sample Date:** 10/26/20 13:30
**Customer ID:**
**Delivery Date:** 10/27/20 14:31

**Description:** Miller Ash Pond - MW-22D

**Laboratory ID Number:** BA19752

| Sample | Analysis | Units | MB | MB Limit | Spike | MS | Sample Duplicate | Standard | Standard Limit | Rec | Rec Limit | Prec | Prec Limit |
|---|---|---|---|---|---|---|---|---|---|---|---|---|---|
| BA19753 | Solids, Dissolved | mg/L | 1.00 | 25 | | | 890 | 55.0 | 40 to 60 | | | 0.225 | 5 |
| BA19753 | Fluoride | mg/L | 0.0199 | 0.05 | 2.50 | 2.72 | 0.138 | 2.59 | 2.25 to 2.75 | 103 | 80 to 120 | 1.44 | 20 |
| BA19753 | Alkalinity, Total as CaCO3 | mg/L | | | | | 236 | 52.8 | 45.0 to 55.0 | | | 1.28 | 10 |
| BA19753 | Chloride | mg/L | -0.000735 | 0.50 | 10.0 | 21.9 | 12.4 | 9.72 | 9 to 11 | 94.0 | 80 to 120 | 0.803 | 20 |
| BA19753 | Sulfate | mg/L | -0.546 | 0.50 | 800 | 1160 | 408 | 18.3 | 18 to 22 | 93.8 | 80 to 120 | 0.489 | 20 |

**Comments:** The client submitted filtered samples for dissolved analysis, but no MB or LCS were submitted. Therefore, dissolved data is qualified. A major power failure occurred. Storage temperature exceeded six degrees Celsius for approximately five hours. Therefore, Sulfate, Alkalinity, and TDS results are qualified. LBM 11/17/20

Reported: 11/20/2020
Version: 3.1
COA_CCR

Alabama Power
General Test Laboratory
744 County Road 87, GSC #8
Calera, AL 35040

# Certificate Of Analysis

Alabama Power

**Description:** Miller Ash Pond - MW-31H

**Location Code:** WMWMILAP
**Collected:** 10/27/20 11:10
**Customer ID:**
**Submittal Date:** 10/27/20 14:31

**Laboratory ID Number:** BA19753

| Name | Prepared | Analyzed | Vio Spec | DF | Results | Units | MDL | RL | Q |
|---|---|---|---|---|---|---|---|---|---|
| ***Analytical Method: EPA 200.7*** | ***Analyst: RDA*** | | | | ***Preparation Method: EPA 1638*** | | | | |
| * Boron, Total | 11/3/20 09:00 | 11/4/20 11:34 | | 1.015 | 0.0341 | mg/L | 0.03 | 0.1 | J |
| * Calcium, Total | 11/3/20 09:00 | 11/4/20 13:24 | | 50.75 | 130 | mg/L | 5.075 | 25.375 | |
| * Iron, Total | 11/3/20 09:00 | 11/4/20 11:34 | | 1.015 | 0.985 | mg/L | 0.02 | 0.05 | |
| * Lithium, Total | 11/3/20 09:00 | 11/4/20 11:34 | | 1.015 | 0.135 | mg/L | 0.01 | 0.02 | |
| * Magnesium, Total | 11/3/20 09:00 | 11/4/20 13:24 | | 50.75 | 50.1 | mg/L | 5.075 | 25.375 | |
| * Sodium, Total | 11/3/20 09:00 | 11/4/20 13:24 | | 50.75 | 78.0 | mg/L | 5.075 | 25.375 | |
| ***Analytical Method: EPA 200.7*** | ***Analyst: RDA*** | | | | | | | | |
| * Iron, Dissolved | 10/27/20 15:00 | 11/2/20 12:27 | | 1.015 | 0.967 | mg/L | 0.02 | 0.05 | |
| ***Analytical Method: EPA 200.8*** | ***Analyst: DLJ*** | | | | ***Preparation Method: EPA 1638*** | | | | |
| * Antimony, Total | 10/30/20 11:47 | 11/2/20 14:37 | | 1.015 | Not Detected | mg/L | 0.0008 | 0.003 | U |
| * Arsenic, Total | 10/30/20 11:47 | 11/2/20 14:37 | | 1.015 | 0.00133 | mg/L | 0.001 | 0.005 | J |
| * Barium, Total | 10/30/20 11:47 | 11/2/20 14:37 | | 1.015 | 0.0585 | mg/L | 0.002 | 0.01 | |
| * Beryllium, Total | 10/30/20 11:47 | 11/2/20 14:37 | | 1.015 | Not Detected | mg/L | 0.0006 | 0.003 | U |
| * Cadmium, Total | 10/30/20 11:47 | 11/2/20 14:37 | | 1.015 | Not Detected | mg/L | 0.0003 | 0.001 | U |
| * Chromium, Total | 10/30/20 11:47 | 11/2/20 14:37 | | 1.015 | Not Detected | mg/L | 0.002 | 0.01 | U |
| * Cobalt, Total | 10/30/20 11:47 | 11/2/20 14:37 | | 1.015 | Not Detected | mg/L | 0.002 | 0.005 | U |
| * Lead, Total | 10/30/20 11:47 | 11/2/20 14:37 | | 1.015 | Not Detected | mg/L | 0.001 | 0.005 | U |
| * Molybdenum, Total | 10/30/20 11:47 | 11/2/20 14:37 | | 1.015 | Not Detected | mg/L | 0.002 | 0.01 | U |
| * Potassium, Total | 10/30/20 11:47 | 11/2/20 14:37 | | 1.015 | 4.22 | mg/L | 0.3 | 2.5 | |
| * Manganese, Total | 10/30/20 11:47 | 11/2/20 14:37 | | 1.015 | 0.0438 | mg/L | 0.001 | 0.005 | |
| * Selenium, Total | 10/30/20 11:47 | 11/2/20 14:37 | | 1.015 | Not Detected | mg/L | 0.002 | 0.01 | U |
| * Thallium, Total | 10/30/20 11:47 | 11/2/20 14:37 | | 1.015 | Not Detected | mg/L | 0.0002 | 0.001 | U |
| ***Analytical Method: EPA 200.8*** | ***Analyst: DLJ*** | | | | | | | | |
| * Manganese, Dissolved | 11/2/20 13:48 | 11/4/20 15:58 | | 1.015 | 0.0394 | mg/L | 0.001 | 0.005 | |
| ***Analytical Method: EPA 245.1*** | ***Analyst: ABB*** | | | | | | | | |
| * Mercury, Total by CVAA | 11/6/20 10:13 | 11/9/20 13:07 | | 1 | Not Detected | mg/L | 0.0003 | 0.0005 | U |
| ***Analytical Method: SM 2320 B*** | ***Analyst: JAG*** | | | | | | | | |
| Alkalinity, Total as CaCO3 | 11/3/20 10:29 | 11/3/20 11:05 | | 1 | 233 | mg/L | | 0.1 | |
| ***Analytical Method: SM 2540C*** | ***Analyst: TJW*** | | | | | | | | |
| * Solids, Dissolved | 11/2/20 11:25 | 11/5/20 14:15 | | 1 | 886 | mg/L | | 50 | |

MDL's and RL's are adjusted for sample dilution, as applicable

**Comments:** The client submitted filtered samples for dissolved analysis, but no MB or LCS were submitted. Therefore, dissolved data is qualified. A major power failure occurred. Storage temperature exceeded six degrees Celsius for approximately five hours. Therefore, Sulfate, Alkalinity, and TDS results are qualified. LBM 11/17/20

Reported: 11/20/2020
Version: 3.1
COA_CCR

Alabama Power
General Test Laboratory
744 County Road 87, GSC #8
Calera, AL 35040

# *Certificate Of Analysis*

Alabama Power

**Description:** Miller Ash Pond - MW-31H

**Location Code:** WMWMILAP
**Collected:** 10/27/20 11:10
**Customer ID:**
**Submittal Date:** 10/27/20 14:31

**Laboratory ID Number:** BA19753

| Name | Prepared | Analyzed | Vio Spec | DF | Results | Units | MDL | RL | Q |
|---|---|---|---|---|---|---|---|---|---|
| ***Analytical Method: SM 4500CO2 D*** | ***Analyst: JAG*** | | | | | | | | |
| Bicarbonate Alkalinity, (calc.) | 11/3/20 10:29 | 11/3/20 11:05 | | 1 | 233 | mg/L | | | |
| Carbonate Alkalinity, (calc.) | 11/3/20 10:29 | 11/3/20 11:05 | | 1 | 0.28 | mg/L | | | |
| ***Analytical Method: SM4500Cl E*** | ***Analyst: JCC*** | | | | | | | | |
| * Chloride | 10/28/20 14:09 | 10/28/20 14:09 | | 1 | 12.5 | mg/L | 0.50 | 1 | |
| ***Analytical Method: SM4500F G 2017*** | ***Analyst: JCC*** | | | | | | | | |
| * Fluoride | 10/30/20 13:42 | 10/30/20 13:42 | | 1 | 0.140 | mg/L | 0.06 | 0.1 | |
| ***Analytical Method: SM4500SO4 E 2011*** | ***Analyst: JCC*** | | | | | | | | |
| * Sulfate | 11/2/20 14:04 | 11/2/20 14:04 | | 40 | 410 | mg/L | 20.00 | 40 | |
| ***Analytical Method: Field Measurements*** | ***Analyst: TJD*** | | | | | | | | |
| Conductivity | 10/27/20 11:04 | 10/27/20 11:04 | | | 1013.47 | uS/cm | | | FA |
| pH | 10/27/20 11:04 | 10/27/20 11:04 | | | 6.95 | SU | | | FA |
| Temperature | 10/27/20 11:04 | 10/27/20 11:04 | | | 18.80 | C | | | FA |
| Turbidity | 10/27/20 11:04 | 10/27/20 11:04 | | | 1.29 | NTU | | | FA |

MDL's and RL's are adjusted for sample dilution, as applicable

**Comments:** The client submitted filtered samples for dissolved analysis, but no MB or LCS were submitted. Therefore, dissolved data is qualified. A major power failure occurred. Storage temperature exceeded six degrees Celsius for approximately five hours. Therefore, Sulfate, Alkalinity, and TDS results are qualified. LBM 11/17/20

Reported: 11/20/2020
Version: 3.1
COA_CCR

Alabama Power
General Test Laboratory
744 County Road 87, GSC #8
Calera, AL 35040

# Batch QC Summary

Alabama Power

**Customer Account:** WMWMILAP
**Sample Date:** 10/27/20 11:10
**Customer ID:**
**Delivery Date:** 10/27/20 14:31

**Description:** Miller Ash Pond - MW-31H

**Laboratory ID Number:** BA19753

| Sample | Analysis | Units | MB | MB Limit | Spike | MS | MSD | Standard | Standard Limit | Rec | Rec Limit | Prec | Prec Limit |
|---|---|---|---|---|---|---|---|---|---|---|---|---|---|
| BA19753 | Cobalt, Total | mg/L | -0.000122 | 0.0001474 | 0.10 | 0.108 | 0.106 | 0.107 | 0.085 to 0.115 | 108 | 70 to 130 | 1.87 | 20 |
| BA19753 | Beryllium, Total | mg/L | 0.0000105 | 0.00088 | 0.10 | 0.105 | 0.107 | 0.105 | 0.085 to 0.115 | 105 | 70 to 130 | 1.89 | 20 |
| BA19753 | Selenium, Total | mg/L | 0.0000138 | 0.001 | 0.10 | 0.104 | 0.104 | 0.104 | 0.085 to 0.115 | 104 | 70 to 130 | 0.00 | 20 |
| BA19753 | Boron, Total | mg/L | 0.00134 | 0.0650254 | 1.00 | 1.05 | 1.05 | 0.985 | 0.85 to 1.15 | 102 | 70 to 130 | 0.00 | 20 |
| BA19753 | Chromium, Total | mg/L | 0.000114 | 0.00044 | 0.10 | 0.109 | 0.108 | 0.108 | 0.085 to 0.115 | 109 | 70 to 130 | 0.922 | 20 |
| BA19753 | Molybdenum, Total | mg/L | 0.0000628 | 0.0001474 | 0.10 | 0.106 | 0.107 | 0.104 | 0.085 to 0.115 | 106 | 70 to 130 | 0.939 | 20 |
| BA19516 | Iron, Dissolved | mg/L | 0.000360 | 0.0176 | 0.2 | 148 | 147 | 0.206 | 0.17 to 0.23 | -500 | 70 to 130 | 0.678 | 20 |
| BA19753 | Arsenic, Total | mg/L | 0.0000264 | 0.0001474 | 0.10 | 0.115 | 0.113 | 0.109 | 0.085 to 0.115 | 114 | 70 to 130 | 1.75 | 20 |
| BA19753 | Calcium, Total | mg/L | 0.00358 | 0.1518 | 5.00 | 135 | 136 | 5.07 | 4.25 to 5.75 | 100 | 70 to 130 | 0.738 | 20 |
| BA19753 | Cadmium, Total | mg/L | 0.0000034 | 0.0001474 | 0.10 | 0.103 | 0.104 | 0.100 | 0.085 to 0.115 | 103 | 70 to 130 | 0.966 | 20 |
| BA19753 | Magnesium, Total | mg/L | -0.000502 | 0.0462 | 5.00 | 54.8 | 55.7 | 5.14 | 4.25 to 5.75 | 94.0 | 70 to 130 | 1.63 | 20 |
| BA19753 | Mercury, Total by CVAA | mg/L | 0.0000484 | 0.0005 | 0.004 | 0.00396 | 0.00396 | 0.00397 | 0.0034 to 0.0046 | 99.0 | 70 to 130 | 0.00 | 20 |
| BA19753 | Manganese, Total | mg/L | 0.0000343 | 0.0001474 | 0.10 | 0.148 | 0.146 | 0.103 | 0.085 to 0.115 | 104 | 70 to 130 | 1.36 | 20 |
| BA19753 | Sodium, Total | mg/L | 0.00238 | 0.044 | 5.00 | 82.5 | 83.7 | 4.99 | 4.25 to 5.75 | 90.0 | 70 to 130 | 1.44 | 20 |
| BA19753 | Antimony, Total | mg/L | 0.000162 | 0.001 | 0.10 | 0.107 | 0.102 | 0.0974 | 0.085 to 0.115 | 107 | 70 to 130 | 4.78 | 20 |
| BA19753 | Potassium, Total | mg/L | 0.0264 | 0.3674 | 10.0 | 15.1 | 14.7 | 10.6 | 8.5 to 11.5 | 109 | 70 to 130 | 2.68 | 20 |
| BA19753 | Lead, Total | mg/L | 0.0000071 | 0.0001474 | 0.10 | 0.112 | 0.110 | 0.108 | 0.085 to 0.115 | 112 | 70 to 130 | 1.80 | 20 |
| BA19753 | Thallium, Total | mg/L | -0.000125 | 0.0001474 | 0.10 | 0.108 | 0.106 | 0.106 | 0.085 to 0.115 | 108 | 70 to 130 | 1.87 | 20 |
| BA19753 | Barium, Total | mg/L | -0.0000218 | 0.0002 | 0.10 | 0.165 | 0.158 | 0.103 | 0.085 to 0.115 | 106 | 70 to 130 | 4.33 | 20 |
| BA19753 | Iron, Total | mg/L | 0.000275 | 0.0176 | 0.2 | 1.17 | 1.17 | 0.199 | 0.17 to 0.23 | 92.5 | 70 to 130 | 0.00 | 20 |
| BA19753 | Lithium, Total | mg/L | -0.000279 | 0.0154 | 0.20 | 0.343 | 0.347 | 0.194 | 0.17 to 0.23 | 104 | 70 to 130 | 1.16 | 20 |
| BA19753 | Manganese, Dissolved | mg/L | 0.0000301 | 0.0001474 | 0.10 | 0.139 | 0.141 | 0.101 | 0.085 to 0.115 | 99.6 | 70 to 130 | 1.43 | 20 |

**Comments:** The client submitted filtered samples for dissolved analysis, but no MB or LCS were submitted. Therefore, dissolved data is qualified. A major power failure occurred. Storage temperature exceeded six degrees Celsius for approximately five hours. Therefore, Sulfate, Alkalinity, and TDS results are qualified. LBM 11/17/20

Reported: 11/20/2020
Version: 3.1
COA_CCR

Alabama Power
General Test Laboratory
744 County Road 87, GSC #8
Calera, AL 35040

Alabama Power

# Batch QC Summary

**Customer Account:** WMWMILAP
**Sample Date:** 10/27/20 11:10
**Customer ID:**
**Delivery Date:** 10/27/20 14:31

**Description:** Miller Ash Pond - MW-31H

**Laboratory ID Number:** BA19753

| Sample | Analysis | Units | MB | MB Limit | Spike | MS | Sample Duplicate | Standard | Standard Limit | Rec | Rec Limit | Prec | Prec Limit |
|---|---|---|---|---|---|---|---|---|---|---|---|---|---|
| BA19753 | Alkalinity, Total as CaCO3 | mg/L | | | | | 236 | 52.8 | 45.0 to 55.0 | | | 1.28 | 10 |
| BA19753 | Solids, Dissolved | mg/L | 1.00 | 25 | | | 890 | 55.0 | 40 to 60 | | | 0.225 | 5 |
| BA19753 | Fluoride | mg/L | 0.0199 | 0.05 | 2.50 | 2.72 | 0.138 | 2.59 | 2.25 to 2.75 | 103 | 80 to 120 | 1.44 | 20 |
| BA19753 | Chloride | mg/L | -0.000735 | 0.50 | 10.0 | 21.9 | 12.4 | 9.72 | 9 to 11 | 94.0 | 80 to 120 | 0.803 | 20 |
| BA19753 | Sulfate | mg/L | -0.546 | 0.50 | 800 | 1160 | 408 | 18.3 | 18 to 22 | 93.8 | 80 to 120 | 0.489 | 20 |

**Comments:** The client submitted filtered samples for dissolved analysis, but no MB or LCS were submitted. Therefore, dissolved data is qualified. A major power failure occurred. Storage temperature exceeded six degrees Celsius for approximately five hours. Therefore, Sulfate, Alkalinity, and TDS results are qualified. LBM 11/17/20

Reported: 11/20/2020
Version: 3.1
COA_CCR

Alabama Power
General Test Laboratory
744 County Road 87, GSC #8
Calera, AL 35040
(205) 664-6001

# *Definitions*

Alabama Power

| Abbreviation | Description |
|---|---|
| DF | Dilution Factor |
| LCS | Lab Control Sample |
| LFM | Lab Fortified Matrix |
| MB | Method Blank |
| MDL | Method Detection Limit; minimum concentration of an analyte that can be determined with 99% confidence that the concentration is greater than zero. |
| MS | Matrix Spike |
| MSD | Matrix Spike Duplicate |
| Prec | Precision (% RPD) |
| Q | Qualifier; comment used to note deviations or additional information associated with analytical results. |
| QC | Quality Control |
| Rec | Recovery of Matrix Spike |
| RL | Reporting Limit; lowest concentration at which an analyte can be quantitatively measured. |
| Vio Spec | Violation Specification; regulatory limit which has been exceeded by the sample analyzed. |

| Qualifier | Description |
|---|---|
| FA | Field results were reviewed by the Water Field Group. |
| J | Reported value is an estimate because concentration is less than reporting limit. |
| RA | Matrix spike is invalid due to sample concentration. |
| U | Compound was analyzed, but not detected. |

# Chain of Custody
## Groundwater
APC General Testing Laboratory

☑ Field Complete ☐ Outside Lab
☑ Lab Complete

Lab ETA: 10/14/2020 17:05

| | | | |
|---|---|---|---|
| Requested Complete Date | Routine | Results To | Dustin Brooks, Greg Dyer |
| Site Representative | Madison Maughon | Requested By | Greg Dyer |
| Collector | Anthony Goggins | Location | Miller Ash Pond |

Bottles

| | | | | | | | | | | | |
|---|---|---|---|---|---|---|---|---|---|---|---|
| 1 | Metals | 500 mL | 3 | Hg | 250 mL | 5 | Anions | 250 mL | 7 | N/A | N/A |
| 2 | Dissolved Meta | 500 mL | 4 | TDS | 500 mL | 6 | Alkalinity | 250 mL | 8 | N/A | N/A |

Comments: Relinquished to secure location, Biology Shipping Lab GSC Building 8

| Sample # | Date | Time | Bottle Count | Description | Lab Filter | Lab Id |
|---|---|---|---|---|---|---|
| MW-19HA | 10/14/2020 | 14:22 | 6 | Groundwater | | BA19020 |
| FB-3 | 10/14/2020 | 14:30 | 4 | Field Blank | | BA19021 |
| | | | | | | |
| | | | | | | |
| | | | | | | |
| | | | | | | |
| | | | | | | |
| | | | | | | |
| | | | | | | |
| | | | | | | |
| | | | | | | |
| | | | | | | |
| | | | | | | |
| | | | | | | |
| | | | | | | |
| | | | | | | |
| | | | | | | |
| | | | | | | |
| | | | | | | |

| Relinquished By | Received By | Date/Time |
|---|---|---|
| | Laura Midkiff — Digitally signed by Laura Midkiff, DN: cn=Laura Midkiff, o=Alabama Power Company, ou=Environmental Affairs, email=lbmidkif@southernco.com, c=US, Date: 2020.10.15 08:15:02 -05'00' | 10/15/2020 08:15 |
| | | |
| | | |

| | | | |
|---|---|---|---|
| SmarTroll ID | 7586-41445-5-4 | All metals and radiological bottles have pH < 2 | ☑ |
| Turbidity ID | 3901-20009-2-1 | Cooler Temp | 0.5 degrees C |
| Sample Event | 1304 | Thermometer ID | 5408-27568-2-2 |
| | | pH Strip ID | 8129-45507-2-2 |

Bottles/Pre-Preserved Bottles are provided by the GTL

# Chain of Custody
## Groundwater
APC General Testing Laboratory

☑ Field Complete ☐ Outside Lab
☑ Lab Complete

Lab ETA

| | | | |
|---|---|---|---|
| Requested Complete Date | Routine | Results To | Dustin Brooks, Greg Dyer |
| Site Representative | Madison Maughon | Requested By | Greg Dyer |
| Collector | Dallas Gentry | Location | Miller Ash Pond |

Bottles

| | | | | | | | | | | | |
|---|---|---|---|---|---|---|---|---|---|---|---|
| 1 | Metals | 500 mL | 3 | Hg | 250 mL | 5 | Anions | 250 mL | 7 | N/A | N/A |
| 2 | Dissolved Meta | 500 mL | 4 | TDS | 500 mL | 6 | Alkalinity | 250 mL | 8 | N/A | N/A |

Comments: Hg bottle time corrected on MW-23A to 1154 per COC. LBM 10/15/2020

| Sample # | Date | Time | Bottle Count | Description | Lab Filter | Lab Id |
|---|---|---|---|---|---|---|
| MW-35H | 10/13/2020 | 08:50 | 6 | Groundwater | | BA19070 |
| MW-35H dup | 10/13/2020 | 08:50 | 6 | Sample Duplicate | | BA19071 |
| MW-17H | 10/13/2020 | 10:01 | 6 | Groundwater | | BA19072 |
| MW-18H | 10/13/2020 | 11:30 | 6 | Groundwater | | BA19073 |
| FB-1 | 10/13/2020 | 13:55 | 4 | Field Blank | | BA19074 |
| MW-21 | 10/13/2020 | 14:07 | 6 | Groundwater | | BA19075 |
| MW-22S | 10/14/2020 | 09:05 | 6 | Groundwater | | BA19076 |
| MW-23A | 10/14/2020 | 11:54 | 6 | Groundwater | | BA19077 |
| MW-23 | 10/14/2020 | 14:16 | 6 | Groundwater | | BA19078 |
| MW-9DR | 10/15/2020 | 09:04 | 6 | Groundwater | | BA19079 |
| MW-9SR | 10/15/2020 | 10:14 | 6 | Groundwater | | BA19080 |
| | | | | | | |
| | | | | | | |
| | | | | | | |
| | | | | | | |
| | | | | | | |
| | | | | | | |
| | | | | | | |
| | | | | | | |
| | | | | | | |

| Relinquished By | Received By | Date/Time |
|---|---|---|
| | | 10/15/2020 12:56 |
| | | |
| | | |

| | | | |
|---|---|---|---|
| SmarTroll ID | 7586-41442-5-1 | All metals and radiological bottles have pH < 2 | ☑ |
| Turbidity ID | 7081-38476-1-1 | Cooler Temp | 0.3 degrees C |
| Sample Event | 1304 | Thermometer ID | 5408-27568-2-2 |
| | | pH Strip ID | 8129-45507-2-2 |

Bottles/Pre-Preserved Bottles are provided by the GTL

# Chain of Custody
## Groundwater
APC General Testing Laboratory

☑ Field Complete ☐ Outside Lab
☑ Lab Complete

Lab ETA: 10/15/2020 13:00

| | | | |
|---|---|---|---|
| Requested Complete Date | Routine | Results To | Dustin Brooks, Greg Dyer |
| Site Representative | Madison Maughon | Requested By | Greg Dyer |
| Collector | TJ Daugherty | Location | Miller Ash Pond |

Bottles

| | | | | | | | | | | | |
|---|---|---|---|---|---|---|---|---|---|---|---|
| 1 | Metals | 500 mL | 3 | Hg | 250 mL | 5 | Anions | 250 mL | 7 | N/A | N/A |
| 2 | Diss Metals | 500 mL | 4 | TDS | 500 mL | 6 | Alkalinity | 250 mL | 8 | N/A | N/A |

Comments:

| Sample # | Date | Time | Bottle Count | Description | Lab Filter | Lab Id |
|---|---|---|---|---|---|---|
| MW-16 | 10/13/2020 | 09:55 | 6 | Groundwater | | BA19081 |
| MW-16 Dup | 10/13/2020 | 09:55 | 6 | Sample Duplicate | | BA19082 |
| MW-15 | 10/13/2020 | 12:05 | 6 | Groundwater | | BA19083 |
| MW-3S | 10/13/2020 | 13:45 | 6 | Groundwater | | BA19084 |
| MW-3D | 10/13/2020 | 14:55 | 6 | Groundwater | | BA19085 |
| MW-4V | 10/14/2020 | 10:25 | 6 | Groundwater | | BA19086 |
| MW-4V Dup | 10/14/2020 | 10:25 | 6 | Sample Duplicate | | BA19087 |
| MW-4 | 10/14/2020 | 11:50 | 6 | Groundwater | | BA19088 |
| MW-33H | 10/14/2020 | 13:40 | 6 | Groundwater | | BA19089 |
| EB-1 | 10/14/2020 | 14:45 | 4 | Equipment Blank | | BA19090 |
| MW-32H | 10/15/2020 | 10:00 | 6 | Groundwater | | BA19091 |
| | | | | | | |
| | | | | | | |
| | | | | | | |
| | | | | | | |
| | | | | | | |
| | | | | | | |
| | | | | | | |
| | | | | | | |
| | | | | | | |
| | | | | | | |

| Relinquished By | Received By | Date/Time |
|---|---|---|
| | | 10/15/2020 12:57 |
| | | |
| | | |

| | | | |
|---|---|---|---|
| SmarTroll ID | 7586-41444-5-3 | All metals and radiological bottles have pH < 2 | ☑ |
| Turbidity ID | 4677-23342-4-1 | Cooler Temp | 0.0 degrees C |
| Sample Event | 1304 | Thermometer ID | 5408-27568-2-2 |
| | | pH Strip ID | 8129-45507-2-2 |

Bottles/Pre-Preserved Bottles are provided by the GTL

# Chain of Custody
## Groundwater
APC General Testing Laboratory

☑ Field Complete ☐ Outside Lab
☑ Lab Complete

Lab ETA

| | | | |
|---|---|---|---|
| Requested Complete Date | Routine | Results To | Dustin Brooks, Greg Dyer |
| Site Representative | Madison Maughon | Requested By | Greg Dyer |
| Collector | Dallas Gentry | Location | Miller Ash Pond |

Bottles

| | | | | | | | | | | | |
|---|---|---|---|---|---|---|---|---|---|---|---|
| 1 | Metals | 500 mL | 3 | Hg | 250 mL | 5 | Anions | 250 mL | 7 | N/A | N/A |
| 2 | Dissolved Meta | 500 mL | 4 | TDS | 500 mL | 6 | Alkalinity | 250 mL | 8 | N/A | N/A |

Comments

| Sample # | Date | Time | Bottle Count | Description | Lab Filter | Lab Id |
|---|---|---|---|---|---|---|
| MW-37H | 10/19/2020 | 10:35 | 6 | Groundwater | | BA19337 |
| MW-37H dup | 10/19/2020 | 10:35 | 6 | Sample Duplicate | | BA19338 |
| MW-10 | 10/19/2020 | 12:19 | 6 | Groundwater | | BA19339 |
| MW-12 | 10/19/2020 | 13:52 | 6 | Groundwater | | BA19340 |
| MW-28H | 10/19/2020 | 15:47 | 6 | Groundwater | | BA19341 |
| FB-4 | 10/19/2020 | 16:20 | 4 | Field Blank | | BA19342 |
| MW-14R | 10/20/2020 | 09:19 | 6 | Groundwater | | BA19343 |
| MW-13SR | 10/20/2020 | 11:38 | 6 | Groundwater | | BA19344 |
| MW-13DR | 10/20/2020 | 13:49 | 6 | Groundwater | | BA19345 |
| | | | | | | |
| | | | | | | |
| | | | | | | |
| | | | | | | |
| | | | | | | |
| | | | | | | |
| | | | | | | |
| | | | | | | |
| | | | | | | |
| | | | | | | |
| | | | | | | |

| Relinquished By | Received By | Date/Time |
|---|---|---|
| | | 10/21/2020 08:11 |
| | | |
| | | |

| | | | |
|---|---|---|---|
| SmarTroll ID | 7586-41442-5-1 | All metals and radiological bottles have pH < 2 | ☑ |
| Turbidity ID | 7081-38476-1-1 | Cooler Temp | 0.3 degrees C |
| Sample Event | 1304 | Thermometer ID | 5408-27568-2-2 |
| | | pH Strip ID | 8129-45507-2-2 |

Bottles/Pre-Preserved Bottles are provided by the GTL

# Chain of Custody
## Groundwater
APC General Testing Laboratory

☑ Field Complete ☐ Outside Lab
☑ Lab Complete

Lab ETA

| | | | |
|---|---|---|---|
| Requested Complete Date | Routine | Results To | Dustin Brooks, Greg Dyer |
| Site Representative | Madison Maughon | Requested By | Greg Dyer |
| Collector | Anthony Goggins | Location | Miller Ash Pond |

Bottles

| | | | | | | | | | | | |
|---|---|---|---|---|---|---|---|---|---|---|---|
| 1 | Metals | 500 mL | 3 | Hg | 250 mL | 5 | Anions | 250 mL | 7 | N/A | N/A |
| 2 | Dissolved Metals | 500 mL | 4 | TDS | 500 mL | 6 | Alkalinity | 250 mL | 8 | N/A | N/A |

Comments: Relinquished to secure location. General Services Complex Building 8 shipping lab
Updating bottle order to #1 Metals and #2 Dissolved Metals. LBM 10/21/2020

| Sample # | Date | Time | Bottle Count | Description | Lab Filter | Lab Id |
|---|---|---|---|---|---|---|
| EB-2 | 10/19/2020 | 12:05 | 4 | Equipment Blank | | BA19331 |
| MW-1 | 10/19/2020 | 14:50 | 6 | Groundwater | | BA19332 |
| MW-1 DIS | 10/19/2020 | 14:50 | 5 | Groundwater | | BA19333 |
| MW-11 | 10/20/2020 | 11:35 | 6 | Groundwater | | BA19334 |
| FB-5 | 10/20/2020 | 11:55 | 4 | Field Blank | | BA19335 |
| MW-30H | 10/20/2020 | 13:50 | 6 | Groundwater | | BA19336 |
| | | | | | | |
| | | | | | | |
| | | | | | | |
| | | | | | | |
| | | | | | | |
| | | | | | | |
| | | | | | | |
| | | | | | | |
| | | | | | | |
| | | | | | | |
| | | | | | | |
| | | | | | | |
| | | | | | | |
| | | | | | | |

| Relinquished By | Received By | Date/Time |
|---|---|---|
| | Laura Midkiff — Digitally signed by Laura Midkiff DN: cn=Laura Midkiff, o=Alabama Power Company, ou=Environmental Affairs, email=lbmidkif@southernco.com, c=US Date: 2020.10.21 08:17:47 -05'00' | 10/21/2020 08:17 |
| | | |
| | | |

| | | | |
|---|---|---|---|
| SmarTroll ID | 7586-41445-5-4 | All metals and radiological bottles have pH < 2 | ☑ |
| Turbidity ID | 3901-20009-2-1 | Cooler Temp | 0.3 degrees C |
| Sample Event | 1304 | Thermometer ID | 5408-27568-2-2 |
| | | pH Strip ID | 8129-45507-2-2 |

Bottles/Pre-Preserved Bottles are provided by the GTL

# Chain of Custody
## Groundwater
APC General Testing Laboratory

☑ Field Complete ☐ Outside Lab
☑ Lab Complete

Lab ETA

| | | | |
|---|---|---|---|
| Requested Complete Date | Routine | Results To | Dustin Brooks, Greg Dyer |
| Site Representative | Madison Maughon | Requested By | Greg Dyer |
| Collector | Dallas Gentry | Location | Miller Ash Pond |

Bottles

| | | | | | | | | | | | |
|---|---|---|---|---|---|---|---|---|---|---|---|
| 1 | Metals | 500 mL | 3 | Hg | 250 mL | 5 | Anions | 250 mL | 7 | N/A | N/A |
| 2 | Dissolved Meta | 500 mL | 4 | TDS | 500 mL | 6 | Alkalinity | 250 mL | 8 | N/A | N/A |

Comments

| Sample # | Date | Time | Bottle Count | Description | Lab Filter | Lab Id |
|---|---|---|---|---|---|---|
| MW-34H | 10/21/2020 | 11:09 | 6 | Groundwater | | BA19515 |
| MW-2 | 10/21/2020 | 13:02 | 6 | Groundwater | | BA19516 |
| | | | | | | |
| | | | | | | |
| | | | | | | |
| | | | | | | |
| | | | | | | |
| | | | | | | |
| | | | | | | |
| | | | | | | |
| | | | | | | |
| | | | | | | |
| | | | | | | |
| | | | | | | |
| | | | | | | |
| | | | | | | |
| | | | | | | |
| | | | | | | |
| | | | | | | |

| Relinquished By | Received By | Date/Time |
|---|---|---|
| Dallas Gentry | Lauren McNeff | 10/22/2020 08:32 |
| | | |
| | | |

| | | | |
|---|---|---|---|
| SmarTroll ID | 7586-41442-5-1 | All metals and radiological bottles have pH < 2 | ☑ |
| Turbidity ID | 7081-38476-1-1 | Cooler Temp | 0.3 degrees C |
| Sample Event | 1304 | Thermometer ID | 5408-27568-2-2 |
| | | pH Strip ID | 8129-45507-2-2 |

Bottles/Pre-Preserved Bottles are provided by the GTL

# Chain of Custody
## Groundwater
APC General Testing Laboratory

☑ Field Complete ☐ Outside Lab
☑ Lab Complete

Lab ETA: 10/22/2020 09:30

| | | | |
|---|---|---|---|
| Requested Complete Date | Routine | Results To | Dustin Brooks, Greg Dyer |
| Site Representative | Madison Maughon | Requested By | Greg Dyer |
| Collector | TJ Daugherty | Location | Miller Ash Pond |

Bottles

| | | | | | | | | | | | |
|---|---|---|---|---|---|---|---|---|---|---|---|
| 1 | Metals | 500 mL | 3 | Hg | 250 mL | 5 | Anions | 250 mL | 7 | N/A | N/A |
| 2 | Diss Metals | 500 mL | 4 | TDS | 500 mL | 6 | Alkalinity | 250 mL | 8 | N/A | N/A |

Comments:

| Sample # | Date | Time | Bottle Count | Description | Lab Filter | Lab Id |
|---|---|---|---|---|---|---|
| MW-20HS | 10/19/2020 | 11:50 | 6 | Groundwater | | BA19504 |
| MW-20HS Dup | 10/19/2020 | 11:50 | 6 | Sample Duplicate | | BA19505 |
| MW-20H | 10/19/2020 | 13:13 | 6 | Groundwater | | BA19506 |
| MW-6V | 10/19/2020 | 15:15 | 6 | Groundwater | | BA19507 |
| MW-7SR | 10/20/2020 | 09:55 | 6 | Groundwater | | BA19508 |
| MW-7DR | 10/20/2020 | 11:20 | 6 | Groundwater | | BA19509 |
| MW-6 | 10/20/2020 | 12:50 | 6 | Groundwater | | BA19510 |
| MW-22I | 10/20/2020 | 15:50 | 6 | Groundwater | | BA19511 |
| PZ-5 | 10/21/2020 | 11:05 | 6 | Groundwater | | BA19512 |
| MW-5 | 10/21/2020 | 12:25 | 6 | Groundwater | | BA19513 |
| FB-2 | 10/21/2020 | 12:45 | 4 | Field Blank | | BA19514 |
| | | | | | | |
| | | | | | | |
| | | | | | | |
| | | | | | | |
| | | | | | | |
| | | | | | | |
| | | | | | | |
| | | | | | | |
| | | | | | | |
| | | | | | | |

| Relinquished By | Received By | Date/Time |
|---|---|---|
| | | 10/22/2020 08:33 |
| | | |
| | | |

| | |
|---|---|
| SmarTroll ID | 7586-41444-5-3 |
| Turbidity ID | 4677-23342-4-1 |
| Sample Event | 1304 |

All metals and radiological bottles have pH < 2 ☑

| | |
|---|---|
| Cooler Temp | 0.2 degrees C |
| Thermometer ID | 5408-27568-2-2 |
| pH Strip ID | 8129-45507-2-2 |

Bottles/Pre-Preserved Bottles are provided by the GTL

# Chain of Custody
## Groundwater
APC General Testing Laboratory

☑ Field Complete ☐ Outside Lab
☑ Lab Complete

Lab ETA: 10/27/2020 13:26

| | | | |
|---|---|---|---|
| Requested Complete Date | Routine | Results To | Dustin Brooks, Greg Dyer |
| Site Representative | Madison Maughon | Requested By | Greg Dyer |
| Collector | Anthony Goggins | Location | Miller Ash Pond |

Bottles

| | | | | | | | | | | | |
|---|---|---|---|---|---|---|---|---|---|---|---|
| 1 | Metals | 500 mL | 3 | Hg | 250 mL | 5 | Anions | 250 mL | 7 | N/A | N/A |
| 2 | Dissolved Meta | 500 mL | 4 | TDS | 500 mL | 6 | Alkalinity | 250 mL | 8 | N/A | N/A |

Comments: Correcting bottle count to 6. LBM 10/27/2020

| Sample # | Date | Time | Bottle Count | Description | Lab Filter | Lab Id |
|---|---|---|---|---|---|---|
| MW-27HR | 10/26/2020 | 13:33 | 6 | Groundwater | | BA19750 |
| MW-36HR | 10/27/2020 | 11:17 | 6 | Groundwater | | BA19751 |
| | | | | | | |
| | | | | | | |
| | | | | | | |
| | | | | | | |
| | | | | | | |
| | | | | | | |
| | | | | | | |
| | | | | | | |
| | | | | | | |
| | | | | | | |
| | | | | | | |
| | | | | | | |
| | | | | | | |
| | | | | | | |
| | | | | | | |
| | | | | | | |
| | | | | | | |

| Relinquished By | Received By | Date/Time |
|---|---|---|
| | | 10/27/2020 13:39 |
| | | |
| | | |

| | | | |
|---|---|---|---|
| SmarTroll ID | 7586-41445-5-4 | All metals and radiological bottles have pH < 2 | ☑ |
| Turbidity ID | 3901-20009-2-1 | Cooler Temp | 0.0 degrees C |
| Sample Event | 1304 | Thermometer ID | 5408-27568-2-2 |
| | | pH Strip ID | 8129-45507-2-2 |

Bottles/Pre-Preserved Bottles are provided by the GTL

# Chain of Custody
## Groundwater
APC General Testing Laboratory

☑ Field Complete ☐ Outside Lab
☑ Lab Complete

Lab ETA: 10/27/2020 15:00

| | | | |
|---|---|---|---|
| Requested Complete Date | Routine | Results To | Dustin Brooks, Greg Dyer |
| Site Representative | Madison Maughon | Requested By | Greg Dyer |
| Collector | TJ Daugherty | Location | Miller Ash Pond |

Bottles

| | | | | | | | | | | | |
|---|---|---|---|---|---|---|---|---|---|---|---|
| 1 | Metals | 500 mL | 3 | Hg | 250 mL | 5 | Anions | 250 mL | 7 | N/A | N/A |
| 2 | Diss Metals | 500 mL | 4 | TDS | 500 mL | 6 | Alkalinity | 250 mL | 8 | N/A | N/A |

Comments:

| Sample # | Date | Time | Bottle Count | Description | Lab Filter | Lab Id |
|---|---|---|---|---|---|---|
| MW-22D | 10/26/2020 | 13:30 | 6 | Groundwater | | BA19752 |
| MW-31H | 10/27/2020 | 11:10 | 6 | Groundwater | | BA19753 |
| | | | | | | |
| | | | | | | |
| | | | | | | |
| | | | | | | |
| | | | | | | |
| | | | | | | |
| | | | | | | |
| | | | | | | |
| | | | | | | |
| | | | | | | |
| | | | | | | |
| | | | | | | |
| | | | | | | |
| | | | | | | |
| | | | | | | |
| | | | | | | |
| | | | | | | |

| Relinquished By | Received By | Date/Time |
|---|---|---|
| | | 10/27/2020 13:54 |
| | | |
| | | |

| | | | |
|---|---|---|---|
| SmarTroll ID | 7586-41444-5-3 | All metals and radiological bottles have pH < 2 | ☑ |
| Turbidity ID | 4677-23342-4-1 | Cooler Temp | 0.0 degrees C |
| Sample Event | 1304 | Thermometer ID | 5408-27568-2-2 |
| | | pH Strip ID | 8129-45507-2-2 |

Bottles/Pre-Preserved Bottles are provided by the GTL

# Chain of Custody
## Groundwater
APC General Testing Laboratory

☑ Field Complete ☑ Lab Complete ☑ Outside Lab

Lab ETA: 10/14/2020 17:05

| | | | |
|---|---|---|---|
| Requested Complete Date | Routine | Results To | Dustin Brooks, Greg Dyer |
| Site Representative | Madison Maughon | Requested By | Greg Dyer |
| Collector | Anthony Goggins | Location | Miller Ash Pond |

| Bottles | | | | | | | | | | | | |
|---|---|---|---|---|---|---|---|---|---|---|---|---|
| 1 | Radium | 1 L | 3 | N/A | N/A | 5 | N/A | N/A | 7 | N/A | N/A |
| 2 | N/A | N/A | 4 | N/A | N/A | 6 | N/A | N/A | 8 | N/A | N/A |

Comments: Relinquished to secure location, Biology Shipping Lab GSC Building 8

| Sample # | Date | Time | Bottle Count | Description | Lab Filter | Lab Id |
|---|---|---|---|---|---|---|
| MW-19HA | 10/14/2020 | 14:22 | 1 | Groundwater | | BA19022 |
| FB-3 | 10/14/2020 | 14:30 | 1 | Field Blank | | BA19023 |
| | | | | | | |
| | | | | | | |
| | | | | | | |
| | | | | | | |
| | | | | | | |
| | | | | | | |
| | | | | | | |
| | | | | | | |
| | | | | | | |
| | | | | | | |
| | | | | | | |
| | | | | | | |
| | | | | | | |
| | | | | | | |
| | | | | | | |
| | | | | | | |
| | | | | | | |

| Relinquished By | Received By | Date/Time |
|---|---|---|
| | Laura Midkiff — Digitally signed by Laura Midkiff DN: cn=Laura Midkiff, o=Alabama Power Company, ou=Environmental Affairs, email=lbmidkif@southernco.com, c=US Date: 2020.10.15 08:15:32 -05'00' | 10/15/2020 08:15 |
| | | |
| | | |

| | | | |
|---|---|---|---|
| SmarTroll ID | 7586-41445-5-4 | All metals and radiological bottles have pH < 2 | ☑ |
| Turbidity ID | 3901-20009-2-1 | Cooler Temp | N/A |
| Sample Event | 1304 | Thermometer ID | N/A |
| | | pH Strip ID | 8129-45507-2-2 |

Bottles/Pre-Preserved Bottles are provided by the GTL

# Chain of Custody
## Groundwater
APC General Testing Laboratory

☑ Field Complete ☑ Lab Complete ☑ Outside Lab

Lab ETA

| | | | |
|---|---|---|---|
| Requested Complete Date | Routine | Results To | Dustin Brooks, Greg Dyer |
| Site Representative | Madison Maughon | Requested By | Greg Dyer |
| Collector | Dallas Gentry | Location | Miller Ash Pond |

| Bottles | | | | | | | | | | | | |
|---|---|---|---|---|---|---|---|---|---|---|---|---|
| | 1 | Radium | 1 L | 3 | N/A | N/A | 5 | N/A | N/A | 7 | N/A | N/A |
| | 2 | N/A | N/A | 4 | N/A | N/A | 6 | N/A | N/A | 8 | N/A | N/A |

Comments: Radium MS/MSD collected at MW-22S

| Sample # | Date | Time | Bottle Count | Description | Lab Filter | Lab Id |
|---|---|---|---|---|---|---|
| MW-35H | 10/13/2020 | 08:50 | 1 | Groundwater | | BA19092 |
| MW-35H dup | 10/13/2020 | 08:50 | 1 | Sample Duplicate | | BA19093 |
| MW-17H | 10/13/2020 | 10:01 | 1 | Groundwater | | BA19094 |
| MW-18H | 10/13/2020 | 11:30 | 1 | Groundwater | | BA19095 |
| FB-1 | 10/13/2020 | 13:55 | 1 | Field Blank | | BA19096 |
| MW-21 | 10/13/2020 | 14:07 | 1 | Groundwater | | BA19097 |
| MW-22S | 10/14/2020 | 09:05 | 3 | Groundwater | | BA19098 |
| MW-23A | 10/14/2020 | 11:54 | 1 | Groundwater | | BA19099 |
| MW-23 | 10/14/2020 | 14:16 | 1 | Groundwater | | BA19100 |
| MW-9DR | 10/15/2020 | 09:04 | 1 | Groundwater | | BA19101 |
| MW-9SR | 10/15/2020 | 10:14 | 1 | Groundwater | | BA19102 |
| | | | | | | |
| | | | | | | |
| | | | | | | |
| | | | | | | |
| | | | | | | |
| | | | | | | |
| | | | | | | |
| | | | | | | |
| | | | | | | |
| | | | | | | |

| Relinquished By | Received By | Date/Time |
|---|---|---|
| Dallas Gentry | Laura Mayo | 10/15/2020 12:57 |
| | | |
| | | |

| | | | |
|---|---|---|---|
| SmarTroll ID | 7586-41442-5-1 | All metals and radiological bottles have pH < 2 | ☑ |
| Turbidity ID | 7081-38476-1-1 | Cooler Temp | N/A |
| Sample Event | 1304 | Thermometer ID | N/A |
| | | pH Strip ID | 8129-45507-2-2 |

Bottles/Pre-Preserved Bottles are provided by the GTL

# Chain of Custody
## Groundwater
APC General Testing Laboratory

☑ Field Complete ☑ Lab Complete ☑ Outside Lab

Lab ETA: 10/15/2020 13:00

| | | | |
|---|---|---|---|
| Requested Complete Date | Routine | Results To | Dustin Brooks, Greg Dyer |
| Site Representative | Madison Maughon | Requested By | Greg Dyer |
| Collector | TJ Daugherty | Location | Miller Ash Pond |

Bottles

| | | | | | | | | | | | | | | | |
|---|---|---|---|---|---|---|---|---|---|---|---|---|---|---|---|
| 1 | Radium | 1 L | 3 | N/A | N/A | 5 | N/A | N/A | 7 | N/A | N/A |
| 2 | N/A | N/A | 4 | N/A | N/A | 6 | N/A | N/A | 8 | N/A | N/A |

Comments: Rad MS/MSD collected @ MW-15 and MW-4

| Sample # | Date | Time | Bottle Count | Description | Lab Filter | Lab Id |
|---|---|---|---|---|---|---|
| MW-16 | 10/13/2020 | 09:55 | 1 | Groundwater | | BA19103 |
| MW-16 Dup | 10/13/2020 | 09:55 | 1 | Sample Duplicate | | BA19104 |
| MW-15 | 10/13/2020 | 12:05 | 3 | Groundwater | | BA19105 |
| MW-3S | 10/13/2020 | 13:45 | 1 | Groundwater | | BA19106 |
| MW-3D | 10/13/2020 | 14:55 | 1 | Groundwater | | BA19107 |
| MW-4V | 10/14/2020 | 10:25 | 1 | Groundwater | | BA19108 |
| MW-4V Dup | 10/14/2020 | 10:25 | 1 | Sample Duplicate | | BA19109 |
| MW-4 | 10/14/2020 | 11:50 | 3 | Groundwater | | BA19110 |
| MW-33H | 10/14/2020 | 13:40 | 1 | Groundwater | | BA19111 |
| EB-1 | 10/14/2020 | 14:45 | 1 | Equipment Blank | | BA19112 |
| MW-32H | 10/15/2020 | 10:00 | 1 | Groundwater | | BA19113 |
| | | | | | | |
| | | | | | | |
| | | | | | | |
| | | | | | | |
| | | | | | | |
| | | | | | | |
| | | | | | | |
| | | | | | | |
| | | | | | | |
| | | | | | | |

| Relinquished By | Received By | Date/Time |
|---|---|---|
| | | 10/15/2020 12:57 |
| | | |
| | | |

| | | | |
|---|---|---|---|
| SmarTroll ID | 7586-41444-5-3 | All metals and radiological bottles have pH < 2 | ☑ |
| Turbidity ID | 4677-23342-4-1 | Cooler Temp | N/A |
| Sample Event | 1304 | Thermometer ID | N/A |
| | | pH Strip ID | 8129-45507-2-2 |

Bottles/Pre-Preserved Bottles are provided by the GTL

# Chain of Custody
## Groundwater
APC General Testing Laboratory

☑ Field Complete ☑ Lab Complete ☑ Outside Lab

Lab ETA

| | | | |
|---|---|---|---|
| Requested Complete Date | Routine | Results To | Dustin Brooks, Greg Dyer |
| Site Representative | Madison Maughon | Requested By | Greg Dyer |
| Collector | Anthony Goggins | Location | Miller Ash Pond |

| Bottles | | | | | | | | | | | | |
|---|---|---|---|---|---|---|---|---|---|---|---|---|
| | 1 | Radium | 1 L | 3 | N/A | N/A | 5 | N/A | N/A | 7 | N/A | N/A |
| | 2 | N/A | N/A | 4 | N/A | N/A | 6 | N/A | N/A | 8 | N/A | N/A |

Comments: Relinquished to secure location. General Services Complex Building 8 shipping lab

| Sample # | Date | Time | Bottle Count | Description | Lab Filter | Lab Id |
|---|---|---|---|---|---|---|
| EB-2 | 10/19/2020 | 12:05 | 1 | Equipment Blank | | BA19346 |
| MW-1 | 10/19/2020 | 14:50 | 1 | Groundwater | | BA19347 |
| MW-1 DIS | 10/19/2020 | 14:50 | 1 | Groundwater | | BA19348 |
| MW-11 | 10/20/2020 | 11:35 | 1 | Groundwater | | BA19349 |
| FB-5 | 10/20/2020 | 11:55 | 1 | Field Blank | | BA19350 |
| MW-30H | 10/20/2020 | 13:50 | 1 | Groundwater | | BA19351 |
| | | | | | | |
| | | | | | | |
| | | | | | | |
| | | | | | | |
| | | | | | | |
| | | | | | | |
| | | | | | | |
| | | | | | | |
| | | | | | | |
| | | | | | | |
| | | | | | | |
| | | | | | | |
| | | | | | | |
| | | | | | | |

| Relinquished By | Received By | Date/Time |
|---|---|---|
| | Laura Midkiff Digitally signed by Laura Midkiff DN: cn=Laura Midkiff, o=Alabama Power Company, ou=Environmental Affairs, email=lbmidkif@southernco.com, c=US Date: 2020.10.21 08:17:40 -05'00' | 10/21/2020 08:17 |
| | | |
| | | |

| | | | |
|---|---|---|---|
| SmarTroll ID | 7586-41445-5-4 | All metals and radiological bottles have pH < 2 | ☑ |
| Turbidity ID | 3901-20009-2-1 | Cooler Temp | N/A |
| Sample Event | 1304 | Thermometer ID | N/A |
| | | pH Strip ID | 8129-45507-2-2 |

Bottles/Pre-Preserved Bottles are provided by the GTL

# Chain of Custody
## Groundwater
APC General Testing Laboratory

☑ Field Complete ☑ Lab Complete ☑ Outside Lab

Lab ETA

| | | | |
|---|---|---|---|
| Requested Complete Date | Routine | Results To | Dustin Brooks, Greg Dyer |
| Site Representative | Madison Maughon | Requested By | Greg Dyer |
| Collector | Dallas Gentry | Location | Miller Ash Pond |

Bottles

| | | | | | | | | | | | | | | | |
|---|---|---|---|---|---|---|---|---|---|---|---|---|---|---|---|
| 1 | Radium | 1 L | 3 | N/A | N/A | 5 | N/A | N/A | 7 | N/A | N/A |
| 2 | N/A | N/A | 4 | N/A | N/A | 6 | N/A | N/A | 8 | N/A | N/A |

Comments

| Sample # | Date | Time | Bottle Count | Description | Lab Filter | Lab Id |
|---|---|---|---|---|---|---|
| MW-37H | 10/19/2020 | 10:35 | 1 | Groundwater | | BA19352 |
| MW-37H dup | 10/19/2020 | 10:35 | 1 | Sample Duplicate | | BA19353 |
| MW-10 | 10/19/2020 | 12:19 | 1 | Groundwater | | BA19354 |
| MW-12 | 10/19/2020 | 13:52 | 1 | Groundwater | | BA19355 |
| MW-28H | 10/19/2020 | 15:47 | 1 | Groundwater | | BA19356 |
| FB-4 | 10/19/2020 | 16:20 | 1 | Field Blank | | BA19357 |
| MW-14R | 10/20/2020 | 09:19 | 1 | Groundwater | | BA19358 |
| MW-13SR | 10/20/2020 | 11:38 | 1 | Groundwater | | BA19359 |
| MW-13DR | 10/20/2020 | 13:49 | 1 | Groundwater | | BA19360 |
| | | | | | | |
| | | | | | | |
| | | | | | | |
| | | | | | | |
| | | | | | | |
| | | | | | | |
| | | | | | | |
| | | | | | | |
| | | | | | | |
| | | | | | | |
| | | | | | | |

| Relinquished By | Received By | Date/Time |
|---|---|---|
| Dallas Gentry | Laura Mayo | 10/21/2020 08:11 |
| | | |
| | | |

| | | | |
|---|---|---|---|
| SmarTroll ID | 7586-41442-5-1 | All metals and radiological bottles have pH < 2 | ☑ |
| Turbidity ID | 7081-38476-1-1 | Cooler Temp | N/A |
| Sample Event | 1304 | Thermometer ID | N/A |
| | | pH Strip ID | 8129-45507-2-2 |

Bottles/Pre-Preserved Bottles are provided by the GTL

# Chain of Custody
## Groundwater
APC General Testing Laboratory

☑ Field Complete ☑ Lab Complete ☑ Outside Lab

Lab ETA

| | | | |
|---|---|---|---|
| Requested Complete Date | Routine | Results To | Dustin Brooks, Greg Dyer |
| Site Representative | Madison Maughon | Requested By | Greg Dyer |
| Collector | Dallas Gentry | Location | Miller Ash Pond |

| Bottles | | | | | | | | | | | | |
|---|---|---|---|---|---|---|---|---|---|---|---|---|
| 1 | Radium | 1 L | 3 | N/A | N/A | 5 | N/A | N/A | 7 | N/A | N/A |
| 2 | N/A | N/A | 4 | N/A | N/A | 6 | N/A | N/A | 8 | N/A | N/A |

Comments

| Sample # | Date | Time | Bottle Count | Description | Lab Filter | Lab Id |
|---|---|---|---|---|---|---|
| MW-34H | 10/21/2020 | 11:09 | 1 | Groundwater | | BA19528 |
| MW-2 | 10/21/2020 | 13:02 | 1 | Groundwater | | BA19529 |

| Relinquished By | Received By | Date/Time |
|---|---|---|
| | | 10/22/2020 08:32 |
| | | |
| | | |

| | | | |
|---|---|---|---|
| SmarTroll ID | 7586-41442-5-1 | All metals and radiological bottles have pH < 2 | ☑ |
| Turbidity ID | 7081-38476-1-1 | Cooler Temp | N/A |
| Sample Event | 1304 | Thermometer ID | N/A |
| | | pH Strip ID | 8129-45507-2-2 |

Bottles/Pre-Preserved Bottles are provided by the GTL

# Chain of Custody
## Groundwater
APC General Testing Laboratory

☑ Field Complete ☑ Lab Complete ☑ Outside Lab

Lab ETA: 10/22/2020 09:30

| | | | |
|---|---|---|---|
| Requested Complete Date | Routine | Results To | Dustin Brooks, Greg Dyer |
| Site Representative | Madison Maughon | Requested By | Greg Dyer |
| Collector | TJ Daugherty | Location | Miller Ash Pond |

| Bottles | | | | | | | | | | | | | | | |
|---|---|---|---|---|---|---|---|---|---|---|---|---|---|---|---|
| | 1 | Radium | 1 L | 3 | N/A | N/A | 5 | N/A | N/A | 7 | N/A | N/A |
| | 2 | N/A | N/A | 4 | N/A | N/A | 6 | N/A | N/A | 8 | N/A | N/A |

Comments:

| Sample # | Date | Time | Bottle Count | Description | Lab Filter | Lab Id |
|---|---|---|---|---|---|---|
| MW-20HS | 10/19/2020 | 11:50 | 1 | Groundwater | | BA19517 |
| MW-20HS Dup | 10/19/2020 | 11:50 | 1 | Sample Duplicate | | BA19518 |
| MW-20H | 10/19/2020 | 13:13 | 1 | Groundwater | | BA19519 |
| MW-6V | 10/19/2020 | 15:15 | 1 | Groundwater | | BA19520 |
| MW-7SR | 10/20/2020 | 09:55 | 1 | Groundwater | | BA19521 |
| MW-7DR | 10/20/2020 | 11:20 | 1 | Groundwater | | BA19522 |
| MW-6 | 10/20/2020 | 12:50 | 1 | Groundwater | | BA19523 |
| MW-22I | 10/20/2020 | 15:50 | 1 | Groundwater | | BA19524 |
| PZ-5 | 10/21/2020 | 11:05 | 1 | Groundwater | | BA19525 |
| MW-5 | 10/21/2020 | 12:25 | 1 | Groundwater | | BA19526 |
| FB-2 | 10/21/2020 | 12:45 | 1 | Field Blank | | BA19527 |
| | | | | | | |
| | | | | | | |
| | | | | | | |
| | | | | | | |
| | | | | | | |
| | | | | | | |
| | | | | | | |
| | | | | | | |
| | | | | | | |
| | | | | | | |

| Relinquished By | Received By | Date/Time |
|---|---|---|
| | | 10/22/2020 08:33 |
| | | |
| | | |

| | | | |
|---|---|---|---|
| SmarTroll ID | 7586-41444-5-3 | All metals and radiological bottles have pH < 2 | ☑ |
| Turbidity ID | 4677-23342-4-1 | Cooler Temp | N/A |
| Sample Event | 1304 | Thermometer ID | N/A |
| | | pH Strip ID | 8129-45507-2-2 |

Bottles/Pre-Preserved Bottles are provided by the GTL

# Chain of Custody
## Groundwater
APC General Testing Laboratory

☑ Field Complete ☑ Lab Complete ☑ Outside Lab

Lab ETA

| | | | |
|---|---|---|---|
| Requested Complete Date | Routine | Results To | Dustin Brooks, Greg Dyer |
| Site Representative | Madison Maughon | Requested By | Greg Dyer |
| Collector | Anthony Goggins | Location | Miller Ash Pond |

| Bottles | | | | | | | | | | | | | | | |
|---|---|---|---|---|---|---|---|---|---|---|---|---|---|---|---|
| | 1 | Radium | 1 L | 3 | N/A | N/A | 5 | N/A | N/A | 7 | N/A | N/A |
| | 2 | N/A | N/A | 4 | N/A | N/A | 6 | N/A | N/A | 8 | N/A | N/A |

Comments

| Sample # | Date | Time | Bottle Count | Description | Lab Filter | Lab Id |
|---|---|---|---|---|---|---|
| MW-27HR | 10/26/2020 | 13:33 | 1 | Groundwater | | BA19754 |
| MW-36HR | 10/27/2020 | 11:17 | 1 | Groundwater | | BA19755 |
| | | | | | | |
| | | | | | | |
| | | | | | | |
| | | | | | | |
| | | | | | | |
| | | | | | | |
| | | | | | | |
| | | | | | | |
| | | | | | | |
| | | | | | | |
| | | | | | | |
| | | | | | | |
| | | | | | | |
| | | | | | | |
| | | | | | | |
| | | | | | | |
| | | | | | | |

| Relinquished By | Received By | Date/Time |
|---|---|---|
| | | 10/27/2020 13:38 |
| | | |
| | | |

| | | | |
|---|---|---|---|
| SmarTroll ID | 7586-41445-5-4 | All metals and radiological bottles have pH < 2 | ☑ |
| Turbidity ID | 3901-20009-2-1 | Cooler Temp | N/A |
| Sample Event | 1304 | Thermometer ID | N/A |
| | | pH Strip ID | 8129-45507-2-2 |

Bottles/Pre-Preserved Bottles are provided by the GTL

# Chain of Custody
## Groundwater
APC General Testing Laboratory

☑ Field Complete ☑ Lab Complete ☑ Outside Lab

Lab ETA: 10/27/2020 15:00

| | | | |
|---|---|---|---|
| Requested Complete Date | Routine | Results To | Dustin Brooks, Greg Dyer |
| Site Representative | Madison Maughon | Requested By | Greg Dyer |
| Collector | TJ Daugherty | Location | Miller Ash Pond |

Bottles

| | | | | | | | | | | | |
|---|---|---|---|---|---|---|---|---|---|---|---|
| 1 | Radium | 1 L | 3 | N/A | N/A | 5 | N/A | N/A | 7 | N/A | N/A |
| 2 | N/A | N/A | 4 | N/A | N/A | 6 | N/A | N/A | 8 | N/A | N/A |

Comments:

| Sample # | Date | Time | Bottle Count | Description | Lab Filter | Lab Id |
|---|---|---|---|---|---|---|
| MW-22D | 10/26/2020 | 13:30 | 1 | Groundwater | | BA19756 |
| MW-31H | 10/27/2020 | 11:10 | 1 | Groundwater | | BA19757 |
| | | | | | | |
| | | | | | | |
| | | | | | | |
| | | | | | | |
| | | | | | | |
| | | | | | | |
| | | | | | | |
| | | | | | | |
| | | | | | | |
| | | | | | | |
| | | | | | | |
| | | | | | | |
| | | | | | | |
| | | | | | | |
| | | | | | | |
| | | | | | | |
| | | | | | | |

| Relinquished By | Received By | Date/Time |
|---|---|---|
| | | 10/27/2020 13:54 |
| | | |
| | | |

| | | | |
|---|---|---|---|
| SmarTroll ID | 7586-41444-5-3 | All metals and radiological bottles have pH < 2 | ☑ |
| Turbidity ID | 4677-23342-4-1 | Cooler Temp | N/A |
| Sample Event | 1304 | Thermometer ID | N/A |
| | | pH Strip ID | 8129-45507-2-2 |

Bottles/Pre-Preserved Bottles are provided by the GTL

# Alabama Power Company
# Plant Miller Ash Pond

| WELL ID | READING TIME | DESCRIPTION | VALUE | UNIT |
|---|---|---|---|---|
| MR-AP-MW-3D | 10/13/2020 14:36 | Conductivity | 1228.01 | uS/cm |
| MR-AP-MW-3D | 10/13/2020 14:36 | DO | 0.51 | mg/L |
| MR-AP-MW-3D | 10/13/2020 14:36 | Depth to Water Detail | 109.14 | ft |
| MR-AP-MW-3D | 10/13/2020 14:36 | Oxidation Reduction Potention | -74 | mv |
| MR-AP-MW-3D | 10/13/2020 14:36 | pH | 6.99 | pH |
| MR-AP-MW-3D | 10/13/2020 14:36 | Temperature | 18.31 | C |
| MR-AP-MW-3D | 10/13/2020 14:36 | Turbidity | 8.65 | NTU |
| MR-AP-MW-3D | 10/13/2020 14:41 | Conductivity | 1229.88 | uS/cm |
| MR-AP-MW-3D | 10/13/2020 14:41 | DO | 0.41 | mg/L |
| MR-AP-MW-3D | 10/13/2020 14:41 | Depth to Water Detail | 109.24 | ft |
| MR-AP-MW-3D | 10/13/2020 14:41 | Oxidation Reduction Potention | -70.02 | mv |
| MR-AP-MW-3D | 10/13/2020 14:41 | pH | 6.92 | pH |
| MR-AP-MW-3D | 10/13/2020 14:41 | Temperature | 18.23 | C |
| MR-AP-MW-3D | 10/13/2020 14:41 | Turbidity | 4.07 | NTU |
| MR-AP-MW-3D | 10/13/2020 14:46 | Conductivity | 1229.11 | uS/cm |
| MR-AP-MW-3D | 10/13/2020 14:46 | DO | 0.39 | mg/L |
| MR-AP-MW-3D | 10/13/2020 14:46 | Depth to Water Detail | 109.36 | ft |
| MR-AP-MW-3D | 10/13/2020 14:46 | Oxidation Reduction Potention | -67.12 | mv |
| MR-AP-MW-3D | 10/13/2020 14:46 | pH | 6.9 | pH |
| MR-AP-MW-3D | 10/13/2020 14:46 | Temperature | 18.3 | C |
| MR-AP-MW-3D | 10/13/2020 14:46 | Turbidity | 3.19 | NTU |
| MR-AP-MW-3D | 10/13/2020 14:51 | Conductivity | 1228.24 | uS/cm |
| MR-AP-MW-3D | 10/13/2020 14:51 | DO | 0.38 | mg/L |
| MR-AP-MW-3D | 10/13/2020 14:51 | Depth to Water Detail | 109.4 | ft |
| MR-AP-MW-3D | 10/13/2020 14:51 | Oxidation Reduction Potention | -65.31 | mv |
| MR-AP-MW-3D | 10/13/2020 14:51 | pH | 6.9 | pH |
| MR-AP-MW-3D | 10/13/2020 14:51 | Temperature | 18.31 | C |
| MR-AP-MW-3D | 10/13/2020 14:51 | Turbidity | 2.85 | NTU |

# Alabama Power Company
# Plant Miller Ash Pond

| WELL ID | READING TIME | DESCRIPTION | VALUE | UNIT |
|---|---|---|---|---|
| MR-AP-MW-3S | 10/13/2020 13:24 | Conductivity | 1256.96 | uS/cm |
| MR-AP-MW-3S | 10/13/2020 13:24 | DO | 0.55 | mg/L |
| MR-AP-MW-3S | 10/13/2020 13:24 | Depth to Water Detail | 89.34 | ft |
| MR-AP-MW-3S | 10/13/2020 13:24 | Oxidation Reduction Potention | -230.59 | mv |
| MR-AP-MW-3S | 10/13/2020 13:24 | pH | 9.01 | pH |
| MR-AP-MW-3S | 10/13/2020 13:24 | Temperature | 18.61 | C |
| MR-AP-MW-3S | 10/13/2020 13:24 | Turbidity | 3.9 | NTU |
| MR-AP-MW-3S | 10/13/2020 13:29 | Conductivity | 1244.39 | uS/cm |
| MR-AP-MW-3S | 10/13/2020 13:29 | DO | 0.41 | mg/L |
| MR-AP-MW-3S | 10/13/2020 13:29 | Depth to Water Detail | 89.39 | ft |
| MR-AP-MW-3S | 10/13/2020 13:29 | Oxidation Reduction Potention | -228.23 | mv |
| MR-AP-MW-3S | 10/13/2020 13:29 | pH | 9.04 | pH |
| MR-AP-MW-3S | 10/13/2020 13:29 | Temperature | 18.49 | C |
| MR-AP-MW-3S | 10/13/2020 13:29 | Turbidity | 2.12 | NTU |
| MR-AP-MW-3S | 10/13/2020 13:34 | Conductivity | 1242.99 | uS/cm |
| MR-AP-MW-3S | 10/13/2020 13:34 | DO | 0.37 | mg/L |
| MR-AP-MW-3S | 10/13/2020 13:34 | Depth to Water Detail | 89.49 | ft |
| MR-AP-MW-3S | 10/13/2020 13:34 | Oxidation Reduction Potention | -226.68 | mv |
| MR-AP-MW-3S | 10/13/2020 13:34 | pH | 9.04 | pH |
| MR-AP-MW-3S | 10/13/2020 13:34 | Temperature | 18.42 | C |
| MR-AP-MW-3S | 10/13/2020 13:34 | Turbidity | 2.02 | NTU |
| MR-AP-MW-3S | 10/13/2020 13:39 | Conductivity | 1247.39 | uS/cm |
| MR-AP-MW-3S | 10/13/2020 13:39 | DO | 0.37 | mg/L |
| MR-AP-MW-3S | 10/13/2020 13:39 | Depth to Water Detail | 89.52 | ft |
| MR-AP-MW-3S | 10/13/2020 13:39 | Oxidation Reduction Potention | -225.34 | mv |
| MR-AP-MW-3S | 10/13/2020 13:39 | pH | 9.04 | pH |
| MR-AP-MW-3S | 10/13/2020 13:39 | Temperature | 18.4 | C |
| MR-AP-MW-3S | 10/13/2020 13:39 | Turbidity | 2.02 | NTU |

# Alabama Power Company
# Plant Miller Ash Pond

| WELL ID | READING TIME | DESCRIPTION | VALUE | UNIT |
|---|---|---|---|---|
| MR-AP-MW-4 | 10/14/2020 11:33 | Conductivity | 1165.87 | uS/cm |
| MR-AP-MW-4 | 10/14/2020 11:33 | DO | 0.3 | mg/L |
| MR-AP-MW-4 | 10/14/2020 11:33 | Depth to Water Detail | 41.64 | ft |
| MR-AP-MW-4 | 10/14/2020 11:33 | Oxidation Reduction Potention | 70.23 | mv |
| MR-AP-MW-4 | 10/14/2020 11:33 | pH | 5.89 | pH |
| MR-AP-MW-4 | 10/14/2020 11:33 | Temperature | 19.71 | C |
| MR-AP-MW-4 | 10/14/2020 11:33 | Turbidity | 2.62 | NTU |
| MR-AP-MW-4 | 10/14/2020 11:38 | Conductivity | 1165.2 | uS/cm |
| MR-AP-MW-4 | 10/14/2020 11:38 | DO | 0.29 | mg/L |
| MR-AP-MW-4 | 10/14/2020 11:38 | Depth to Water Detail | 42.98 | ft |
| MR-AP-MW-4 | 10/14/2020 11:38 | Oxidation Reduction Potention | 73.31 | mv |
| MR-AP-MW-4 | 10/14/2020 11:38 | pH | 5.88 | pH |
| MR-AP-MW-4 | 10/14/2020 11:38 | Temperature | 19.65 | C |
| MR-AP-MW-4 | 10/14/2020 11:38 | Turbidity | 2.04 | NTU |
| MR-AP-MW-4 | 10/14/2020 11:43 | Conductivity | 1162.73 | uS/cm |
| MR-AP-MW-4 | 10/14/2020 11:43 | DO | 0.27 | mg/L |
| MR-AP-MW-4 | 10/14/2020 11:43 | Depth to Water Detail | 42.98 | ft |
| MR-AP-MW-4 | 10/14/2020 11:43 | Oxidation Reduction Potention | 75.45 | mv |
| MR-AP-MW-4 | 10/14/2020 11:43 | pH | 5.91 | pH |
| MR-AP-MW-4 | 10/14/2020 11:43 | Temperature | 19.58 | C |
| MR-AP-MW-4 | 10/14/2020 11:43 | Turbidity | 1.88 | NTU |
| MR-AP-MW-4 | 10/14/2020 11:48 | Conductivity | 1163.26 | uS/cm |
| MR-AP-MW-4 | 10/14/2020 11:48 | DO | 0.27 | mg/L |
| MR-AP-MW-4 | 10/14/2020 11:48 | Depth to Water Detail | 42.98 | ft |
| MR-AP-MW-4 | 10/14/2020 11:48 | Oxidation Reduction Potention | 76.41 | mv |
| MR-AP-MW-4 | 10/14/2020 11:48 | pH | 5.93 | pH |
| MR-AP-MW-4 | 10/14/2020 11:48 | Temperature | 19.59 | C |
| MR-AP-MW-4 | 10/14/2020 11:48 | Turbidity | 1.68 | NTU |

# Alabama Power Company
# Plant Miller Ash Pond

| WELL ID | READING TIME | DESCRIPTION | VALUE | UNIT |
|---|---|---|---|---|
| MR-AP-MW-4V | 10/14/2020 10:07 | Conductivity | 1176.29 | uS/cm |
| MR-AP-MW-4V | 10/14/2020 10:07 | DO | 0.37 | mg/L |
| MR-AP-MW-4V | 10/14/2020 10:07 | Depth to Water Detail | 86.61 | ft |
| MR-AP-MW-4V | 10/14/2020 10:07 | Oxidation Reduction Potention | 79.82 | mv |
| MR-AP-MW-4V | 10/14/2020 10:07 | pH | 6.4 | pH |
| MR-AP-MW-4V | 10/14/2020 10:07 | Temperature | 19.16 | C |
| MR-AP-MW-4V | 10/14/2020 10:07 | Turbidity | 4.84 | NTU |
| MR-AP-MW-4V | 10/14/2020 10:12 | Conductivity | 1206.61 | uS/cm |
| MR-AP-MW-4V | 10/14/2020 10:12 | DO | 0.3 | mg/L |
| MR-AP-MW-4V | 10/14/2020 10:12 | Depth to Water Detail | 86.64 | ft |
| MR-AP-MW-4V | 10/14/2020 10:12 | Oxidation Reduction Potention | 70.64 | mv |
| MR-AP-MW-4V | 10/14/2020 10:12 | pH | 6.36 | pH |
| MR-AP-MW-4V | 10/14/2020 10:12 | Temperature | 19.16 | C |
| MR-AP-MW-4V | 10/14/2020 10:12 | Turbidity | 2.57 | NTU |
| MR-AP-MW-4V | 10/14/2020 10:17 | Conductivity | 1205.81 | uS/cm |
| MR-AP-MW-4V | 10/14/2020 10:17 | DO | 0.29 | mg/L |
| MR-AP-MW-4V | 10/14/2020 10:17 | Depth to Water Detail | 86.64 | ft |
| MR-AP-MW-4V | 10/14/2020 10:17 | Oxidation Reduction Potention | 62.95 | mv |
| MR-AP-MW-4V | 10/14/2020 10:17 | pH | 6.37 | pH |
| MR-AP-MW-4V | 10/14/2020 10:17 | Temperature | 19.08 | C |
| MR-AP-MW-4V | 10/14/2020 10:17 | Turbidity | 1.71 | NTU |
| MR-AP-MW-4V | 10/14/2020 10:22 | Conductivity | 1208.46 | uS/cm |
| MR-AP-MW-4V | 10/14/2020 10:22 | DO | 0.27 | mg/L |
| MR-AP-MW-4V | 10/14/2020 10:22 | Depth to Water Detail | 86.64 | ft |
| MR-AP-MW-4V | 10/14/2020 10:22 | Oxidation Reduction Potention | 58.31 | mv |
| MR-AP-MW-4V | 10/14/2020 10:22 | pH | 6.38 | pH |
| MR-AP-MW-4V | 10/14/2020 10:22 | Temperature | 19.09 | C |
| MR-AP-MW-4V | 10/14/2020 10:22 | Turbidity | 2.41 | NTU |

# Alabama Power Company
# Plant Miller Ash Pond

| WELL ID | READING TIME | DESCRIPTION | VALUE | UNIT |
|---|---|---|---|---|
| MR-AP-MW-15 | 10/13/2020 11:32 | Conductivity | 426.63 | uS/cm |
| MR-AP-MW-15 | 10/13/2020 11:32 | DO | 0.25 | mg/L |
| MR-AP-MW-15 | 10/13/2020 11:32 | Depth to Water Detail | 14.31 | ft |
| MR-AP-MW-15 | 10/13/2020 11:32 | Oxidation Reduction Potention | -11.55 | mv |
| MR-AP-MW-15 | 10/13/2020 11:32 | pH | 6.34 | pH |
| MR-AP-MW-15 | 10/13/2020 11:32 | Temperature | 20.65 | C |
| MR-AP-MW-15 | 10/13/2020 11:32 | Turbidity | 11 | NTU |
| MR-AP-MW-15 | 10/13/2020 11:37 | Conductivity | 402.41 | uS/cm |
| MR-AP-MW-15 | 10/13/2020 11:37 | DO | 0.22 | mg/L |
| MR-AP-MW-15 | 10/13/2020 11:37 | Depth to Water Detail | 14.46 | ft |
| MR-AP-MW-15 | 10/13/2020 11:37 | Oxidation Reduction Potention | -20.6 | mv |
| MR-AP-MW-15 | 10/13/2020 11:37 | pH | 6.4 | pH |
| MR-AP-MW-15 | 10/13/2020 11:37 | Temperature | 20.56 | C |
| MR-AP-MW-15 | 10/13/2020 11:37 | Turbidity | 20.7 | NTU |
| MR-AP-MW-15 | 10/13/2020 11:42 | Conductivity | 394.8 | uS/cm |
| MR-AP-MW-15 | 10/13/2020 11:42 | DO | 0.2 | mg/L |
| MR-AP-MW-15 | 10/13/2020 11:42 | Depth to Water Detail | 14.61 | ft |
| MR-AP-MW-15 | 10/13/2020 11:42 | Oxidation Reduction Potention | -25.77 | mv |
| MR-AP-MW-15 | 10/13/2020 11:42 | pH | 6.42 | pH |
| MR-AP-MW-15 | 10/13/2020 11:42 | Temperature | 20.41 | C |
| MR-AP-MW-15 | 10/13/2020 11:42 | Turbidity | 22 | NTU |
| MR-AP-MW-15 | 10/13/2020 11:47 | Conductivity | 389.73 | uS/cm |
| MR-AP-MW-15 | 10/13/2020 11:47 | DO | 0.19 | mg/L |
| MR-AP-MW-15 | 10/13/2020 11:47 | Depth to Water Detail | 14.62 | ft |
| MR-AP-MW-15 | 10/13/2020 11:47 | Oxidation Reduction Potention | -29.12 | mv |
| MR-AP-MW-15 | 10/13/2020 11:47 | pH | 6.43 | pH |
| MR-AP-MW-15 | 10/13/2020 11:47 | Temperature | 20.45 | C |
| MR-AP-MW-15 | 10/13/2020 11:47 | Turbidity | 19.4 | NTU |
| MR-AP-MW-15 | 10/13/2020 11:52 | Conductivity | 387.23 | uS/cm |
| MR-AP-MW-15 | 10/13/2020 11:52 | DO | 0.19 | mg/L |
| MR-AP-MW-15 | 10/13/2020 11:52 | Depth to Water Detail | 14.62 | ft |
| MR-AP-MW-15 | 10/13/2020 11:52 | Oxidation Reduction Potention | -31.59 | mv |
| MR-AP-MW-15 | 10/13/2020 11:52 | pH | 6.45 | pH |
| MR-AP-MW-15 | 10/13/2020 11:52 | Temperature | 20.43 | C |
| MR-AP-MW-15 | 10/13/2020 11:52 | Turbidity | 11.2 | NTU |
| MR-AP-MW-15 | 10/13/2020 11:57 | Conductivity | 385.19 | uS/cm |
| MR-AP-MW-15 | 10/13/2020 11:57 | DO | 0.18 | mg/L |
| MR-AP-MW-15 | 10/13/2020 11:57 | Depth to Water Detail | 14.62 | ft |
| MR-AP-MW-15 | 10/13/2020 11:57 | Oxidation Reduction Potention | -31.11 | mv |
| MR-AP-MW-15 | 10/13/2020 11:57 | pH | 6.41 | pH |
| MR-AP-MW-15 | 10/13/2020 11:57 | Temperature | 20.46 | C |
| MR-AP-MW-15 | 10/13/2020 11:57 | Turbidity | 10.32 | NTU |
| MR-AP-MW-15 | 10/13/2020 12:02 | Conductivity | 386.58 | uS/cm |
| MR-AP-MW-15 | 10/13/2020 12:02 | DO | 0.18 | mg/L |

# Alabama Power Company
# Plant Miller Ash Pond

| WELL ID | READING TIME | DESCRIPTION | VALUE | UNIT |
|---|---|---|---|---|
| MR-AP-MW-15 | 10/13/2020 12:02 | Depth to Water Detail | 14.62 | ft |
| MR-AP-MW-15 | 10/13/2020 12:02 | Oxidation Reduction Potention | -32.5 | mv |
| MR-AP-MW-15 | 10/13/2020 12:02 | pH | 6.42 | pH |
| MR-AP-MW-15 | 10/13/2020 12:02 | Temperature | 20.44 | C |
| MR-AP-MW-15 | 10/13/2020 12:02 | Turbidity | 8.87 | NTU |

# Alabama Power Company
# Plant Miller Ash Pond

| WELL ID | READING TIME | DESCRIPTION | VALUE | UNIT |
|---|---|---|---|---|
| MR-AP-MW-16 | 10/13/2020 9:37 | Conductivity | 1004.06 | uS/cm |
| MR-AP-MW-16 | 10/13/2020 9:37 | DO | 0.61 | mg/L |
| MR-AP-MW-16 | 10/13/2020 9:37 | Depth to Water Detail | 30.08 | ft |
| MR-AP-MW-16 | 10/13/2020 9:37 | Oxidation Reduction Potention | 96.51 | mv |
| MR-AP-MW-16 | 10/13/2020 9:37 | pH | 6.27 | pH |
| MR-AP-MW-16 | 10/13/2020 9:37 | Temperature | 19.62 | C |
| MR-AP-MW-16 | 10/13/2020 9:37 | Turbidity | 1.7 | NTU |
| MR-AP-MW-16 | 10/13/2020 9:42 | Conductivity | 1021.9 | uS/cm |
| MR-AP-MW-16 | 10/13/2020 9:42 | DO | 0.53 | mg/L |
| MR-AP-MW-16 | 10/13/2020 9:42 | Depth to Water Detail | 30.08 | ft |
| MR-AP-MW-16 | 10/13/2020 9:42 | Oxidation Reduction Potention | 98.5 | mv |
| MR-AP-MW-16 | 10/13/2020 9:42 | pH | 6.21 | pH |
| MR-AP-MW-16 | 10/13/2020 9:42 | Temperature | 19.63 | C |
| MR-AP-MW-16 | 10/13/2020 9:42 | Turbidity | 1.57 | NTU |
| MR-AP-MW-16 | 10/13/2020 9:47 | Conductivity | 1044.41 | uS/cm |
| MR-AP-MW-16 | 10/13/2020 9:47 | DO | 0.38 | mg/L |
| MR-AP-MW-16 | 10/13/2020 9:47 | Depth to Water Detail | 30.08 | ft |
| MR-AP-MW-16 | 10/13/2020 9:47 | Oxidation Reduction Potention | 101.4 | mv |
| MR-AP-MW-16 | 10/13/2020 9:47 | pH | 6.27 | pH |
| MR-AP-MW-16 | 10/13/2020 9:47 | Temperature | 19.61 | C |
| MR-AP-MW-16 | 10/13/2020 9:47 | Turbidity | 1.33 | NTU |
| MR-AP-MW-16 | 10/13/2020 9:52 | Conductivity | 1058.26 | uS/cm |
| MR-AP-MW-16 | 10/13/2020 9:52 | DO | 0.31 | mg/L |
| MR-AP-MW-16 | 10/13/2020 9:52 | Depth to Water Detail | 30.08 | ft |
| MR-AP-MW-16 | 10/13/2020 9:52 | Oxidation Reduction Potention | 104.3 | mv |
| MR-AP-MW-16 | 10/13/2020 9:52 | pH | 6.31 | pH |
| MR-AP-MW-16 | 10/13/2020 9:52 | Temperature | 19.62 | C |
| MR-AP-MW-16 | 10/13/2020 9:52 | Turbidity | 1.25 | NTU |

# Alabama Power Company
# Plant Miller Ash Pond

| WELL ID | READING TIME | DESCRIPTION | VALUE | UNIT |
|---|---|---|---|---|
| MR-AP-MW-32H | 10/15/2020 9:32 | Conductivity | 334.95 | uS/cm |
| MR-AP-MW-32H | 10/15/2020 9:32 | DO | 0.49 | mg/L |
| MR-AP-MW-32H | 10/15/2020 9:32 | Depth to Water Detail | 63.71 | ft |
| MR-AP-MW-32H | 10/15/2020 9:32 | Oxidation Reduction Potention | -93.84 | mv |
| MR-AP-MW-32H | 10/15/2020 9:32 | pH | 7.36 | pH |
| MR-AP-MW-32H | 10/15/2020 9:32 | Temperature | 17.83 | C |
| MR-AP-MW-32H | 10/15/2020 9:32 | Turbidity | 2.5 | NTU |
| MR-AP-MW-32H | 10/15/2020 9:37 | Conductivity | 331.78 | uS/cm |
| MR-AP-MW-32H | 10/15/2020 9:37 | DO | 0.8 | mg/L |
| MR-AP-MW-32H | 10/15/2020 9:37 | Depth to Water Detail | 64.04 | ft |
| MR-AP-MW-32H | 10/15/2020 9:37 | Oxidation Reduction Potention | -92.15 | mv |
| MR-AP-MW-32H | 10/15/2020 9:37 | pH | 7.35 | pH |
| MR-AP-MW-32H | 10/15/2020 9:37 | Temperature | 17.83 | C |
| MR-AP-MW-32H | 10/15/2020 9:37 | Turbidity | 3.04 | NTU |
| MR-AP-MW-32H | 10/15/2020 9:42 | Conductivity | 334.61 | uS/cm |
| MR-AP-MW-32H | 10/15/2020 9:42 | DO | 0.88 | mg/L |
| MR-AP-MW-32H | 10/15/2020 9:42 | Depth to Water Detail | 64.42 | ft |
| MR-AP-MW-32H | 10/15/2020 9:42 | Oxidation Reduction Potention | -84.14 | mv |
| MR-AP-MW-32H | 10/15/2020 9:42 | pH | 7.33 | pH |
| MR-AP-MW-32H | 10/15/2020 9:42 | Temperature | 17.82 | C |
| MR-AP-MW-32H | 10/15/2020 9:42 | Turbidity | 2.31 | NTU |
| MR-AP-MW-32H | 10/15/2020 9:47 | Conductivity | 339.81 | uS/cm |
| MR-AP-MW-32H | 10/15/2020 9:47 | DO | 0.57 | mg/L |
| MR-AP-MW-32H | 10/15/2020 9:47 | Depth to Water Detail | 64.74 | ft |
| MR-AP-MW-32H | 10/15/2020 9:47 | Oxidation Reduction Potention | -83.58 | mv |
| MR-AP-MW-32H | 10/15/2020 9:47 | pH | 7.33 | pH |
| MR-AP-MW-32H | 10/15/2020 9:47 | Temperature | 17.8 | C |
| MR-AP-MW-32H | 10/15/2020 9:47 | Turbidity | 2.06 | NTU |
| MR-AP-MW-32H | 10/15/2020 9:52 | Conductivity | 342.9 | uS/cm |
| MR-AP-MW-32H | 10/15/2020 9:52 | DO | 0.62 | mg/L |
| MR-AP-MW-32H | 10/15/2020 9:52 | Depth to Water Detail | 64.89 | ft |
| MR-AP-MW-32H | 10/15/2020 9:52 | Oxidation Reduction Potention | -84.15 | mv |
| MR-AP-MW-32H | 10/15/2020 9:52 | pH | 7.32 | pH |
| MR-AP-MW-32H | 10/15/2020 9:52 | Temperature | 18.25 | C |
| MR-AP-MW-32H | 10/15/2020 9:52 | Turbidity | 2.09 | NTU |
| MR-AP-MW-32H | 10/15/2020 9:57 | Conductivity | 343.41 | uS/cm |
| MR-AP-MW-32H | 10/15/2020 9:57 | DO | 0.58 | mg/L |
| MR-AP-MW-32H | 10/15/2020 9:57 | Depth to Water Detail | 65.02 | ft |
| MR-AP-MW-32H | 10/15/2020 9:57 | Oxidation Reduction Potention | -88.52 | mv |
| MR-AP-MW-32H | 10/15/2020 9:57 | pH | 7.32 | pH |
| MR-AP-MW-32H | 10/15/2020 9:57 | Temperature | 18.43 | C |
| MR-AP-MW-32H | 10/15/2020 9:57 | Turbidity | 1.71 | NTU |

# Alabama Power Company
# Plant Miller Ash Pond

| WELL ID | READING TIME | DESCRIPTION | VALUE | UNIT |
|---|---|---|---|---|
| MR-AP-MW-33H | 10/14/2020 13:03 | Conductivity | 1412.38 | uS/cm |
| MR-AP-MW-33H | 10/14/2020 13:03 | DO | 1.07 | mg/L |
| MR-AP-MW-33H | 10/14/2020 13:03 | Depth to Water Detail | 16.84 | ft |
| MR-AP-MW-33H | 10/14/2020 13:03 | Oxidation Reduction Potention | 61.88 | mv |
| MR-AP-MW-33H | 10/14/2020 13:03 | pH | 6.31 | pH |
| MR-AP-MW-33H | 10/14/2020 13:03 | Temperature | 20.34 | C |
| MR-AP-MW-33H | 10/14/2020 13:03 | Turbidity | 6.91 | NTU |
| MR-AP-MW-33H | 10/14/2020 13:08 | Conductivity | 1415.46 | uS/cm |
| MR-AP-MW-33H | 10/14/2020 13:08 | DO | 1 | mg/L |
| MR-AP-MW-33H | 10/14/2020 13:08 | Depth to Water Detail | 16.91 | ft |
| MR-AP-MW-33H | 10/14/2020 13:08 | Oxidation Reduction Potention | 54.1 | mv |
| MR-AP-MW-33H | 10/14/2020 13:08 | pH | 6.32 | pH |
| MR-AP-MW-33H | 10/14/2020 13:08 | Temperature | 20.25 | C |
| MR-AP-MW-33H | 10/14/2020 13:08 | Turbidity | 5.52 | NTU |
| MR-AP-MW-33H | 10/14/2020 13:13 | Conductivity | 1414.1 | uS/cm |
| MR-AP-MW-33H | 10/14/2020 13:13 | DO | 1 | mg/L |
| MR-AP-MW-33H | 10/14/2020 13:13 | Depth to Water Detail | 17.14 | ft |
| MR-AP-MW-33H | 10/14/2020 13:13 | Oxidation Reduction Potention | 47.09 | mv |
| MR-AP-MW-33H | 10/14/2020 13:13 | pH | 6.34 | pH |
| MR-AP-MW-33H | 10/14/2020 13:13 | Temperature | 20.29 | C |
| MR-AP-MW-33H | 10/14/2020 13:13 | Turbidity | 6.24 | NTU |
| MR-AP-MW-33H | 10/14/2020 13:18 | Conductivity | 1414.84 | uS/cm |
| MR-AP-MW-33H | 10/14/2020 13:18 | DO | 1.01 | mg/L |
| MR-AP-MW-33H | 10/14/2020 13:18 | Depth to Water Detail | 17.16 | ft |
| MR-AP-MW-33H | 10/14/2020 13:18 | Oxidation Reduction Potention | 42.19 | mv |
| MR-AP-MW-33H | 10/14/2020 13:18 | pH | 6.36 | pH |
| MR-AP-MW-33H | 10/14/2020 13:18 | Temperature | 20.3 | C |
| MR-AP-MW-33H | 10/14/2020 13:18 | Turbidity | 8.62 | NTU |
| MR-AP-MW-33H | 10/14/2020 13:23 | Conductivity | 1413.95 | uS/cm |
| MR-AP-MW-33H | 10/14/2020 13:23 | DO | 1.03 | mg/L |
| MR-AP-MW-33H | 10/14/2020 13:23 | Depth to Water Detail | 17.16 | ft |
| MR-AP-MW-33H | 10/14/2020 13:23 | Oxidation Reduction Potention | 37.08 | mv |
| MR-AP-MW-33H | 10/14/2020 13:23 | pH | 6.38 | pH |
| MR-AP-MW-33H | 10/14/2020 13:23 | Temperature | 20.43 | C |
| MR-AP-MW-33H | 10/14/2020 13:23 | Turbidity | 7.93 | NTU |
| MR-AP-MW-33H | 10/14/2020 13:28 | Conductivity | 1412.64 | uS/cm |
| MR-AP-MW-33H | 10/14/2020 13:28 | DO | 1.06 | mg/L |
| MR-AP-MW-33H | 10/14/2020 13:28 | Depth to Water Detail | 17.16 | ft |
| MR-AP-MW-33H | 10/14/2020 13:28 | Oxidation Reduction Potention | 32.04 | mv |
| MR-AP-MW-33H | 10/14/2020 13:28 | pH | 6.41 | pH |
| MR-AP-MW-33H | 10/14/2020 13:28 | Temperature | 20.6 | C |
| MR-AP-MW-33H | 10/14/2020 13:28 | Turbidity | 6.57 | NTU |
| MR-AP-MW-33H | 10/14/2020 13:33 | Conductivity | 1412.14 | uS/cm |
| MR-AP-MW-33H | 10/14/2020 13:33 | DO | 1.14 | mg/L |

# Alabama Power Company
# Plant Miller Ash Pond

| WELL ID | READING TIME | DESCRIPTION | VALUE | UNIT |
|---|---|---|---|---|
| MR-AP-MW-33H | 10/14/2020 13:33 | Depth to Water Detail | 17.16 | ft |
| MR-AP-MW-33H | 10/14/2020 13:33 | Oxidation Reduction Potention | 27.74 | mv |
| MR-AP-MW-33H | 10/14/2020 13:33 | pH | 6.43 | pH |
| MR-AP-MW-33H | 10/14/2020 13:33 | Temperature | 20.98 | C |
| MR-AP-MW-33H | 10/14/2020 13:33 | Turbidity | 5.01 | NTU |
| MR-AP-MW-33H | 10/14/2020 13:38 | Conductivity | 1412.29 | uS/cm |
| MR-AP-MW-33H | 10/14/2020 13:38 | DO | 1.2 | mg/L |
| MR-AP-MW-33H | 10/14/2020 13:38 | Depth to Water Detail | 17.16 | ft |
| MR-AP-MW-33H | 10/14/2020 13:38 | Oxidation Reduction Potention | 23.89 | mv |
| MR-AP-MW-33H | 10/14/2020 13:38 | pH | 6.45 | pH |
| MR-AP-MW-33H | 10/14/2020 13:38 | Temperature | 21.19 | C |
| MR-AP-MW-33H | 10/14/2020 13:38 | Turbidity | 3.76 | NTU |

# Alabama Power Company
# Plant Miller Ash Pond

| WELL ID | READING TIME | DESCRIPTION | VALUE | UNIT |
|---|---|---|---|---|
| MR-AP-MW-9DR | 10/15/2020 8:25 | Conductivity | 939.67 | uS/cm |
| MR-AP-MW-9DR | 10/15/2020 8:25 | DO | 0.5 | mg/L |
| MR-AP-MW-9DR | 10/15/2020 8:25 | Depth to Water Detail | 64.84 | ft |
| MR-AP-MW-9DR | 10/15/2020 8:25 | Oxidation Reduction Potention | -75.06 | mv |
| MR-AP-MW-9DR | 10/15/2020 8:25 | pH | 6.67 | pH |
| MR-AP-MW-9DR | 10/15/2020 8:25 | Temperature | 16.64 | C |
| MR-AP-MW-9DR | 10/15/2020 8:25 | Turbidity | 10.21 | NTU |
| MR-AP-MW-9DR | 10/15/2020 8:30 | Conductivity | 874.42 | uS/cm |
| MR-AP-MW-9DR | 10/15/2020 8:30 | DO | 0.38 | mg/L |
| MR-AP-MW-9DR | 10/15/2020 8:30 | Depth to Water Detail | 65.09 | ft |
| MR-AP-MW-9DR | 10/15/2020 8:30 | Oxidation Reduction Potention | -80.43 | mv |
| MR-AP-MW-9DR | 10/15/2020 8:30 | pH | 6.7 | pH |
| MR-AP-MW-9DR | 10/15/2020 8:30 | Temperature | 16.65 | C |
| MR-AP-MW-9DR | 10/15/2020 8:30 | Turbidity | 9.23 | NTU |
| MR-AP-MW-9DR | 10/15/2020 8:35 | Conductivity | 849.96 | uS/cm |
| MR-AP-MW-9DR | 10/15/2020 8:35 | DO | 0.3 | mg/L |
| MR-AP-MW-9DR | 10/15/2020 8:35 | Depth to Water Detail | 65.24 | ft |
| MR-AP-MW-9DR | 10/15/2020 8:35 | Oxidation Reduction Potention | -79.61 | mv |
| MR-AP-MW-9DR | 10/15/2020 8:35 | pH | 6.69 | pH |
| MR-AP-MW-9DR | 10/15/2020 8:35 | Temperature | 16.67 | C |
| MR-AP-MW-9DR | 10/15/2020 8:35 | Turbidity | 8.2 | NTU |
| MR-AP-MW-9DR | 10/15/2020 8:40 | Conductivity | 847.38 | uS/cm |
| MR-AP-MW-9DR | 10/15/2020 8:40 | DO | 0.27 | mg/L |
| MR-AP-MW-9DR | 10/15/2020 8:40 | Depth to Water Detail | 65.42 | ft |
| MR-AP-MW-9DR | 10/15/2020 8:40 | Oxidation Reduction Potention | -78.03 | mv |
| MR-AP-MW-9DR | 10/15/2020 8:40 | pH | 6.68 | pH |
| MR-AP-MW-9DR | 10/15/2020 8:40 | Temperature | 16.68 | C |
| MR-AP-MW-9DR | 10/15/2020 8:40 | Turbidity | 12.1 | NTU |
| MR-AP-MW-9DR | 10/15/2020 8:45 | Conductivity | 846.13 | uS/cm |
| MR-AP-MW-9DR | 10/15/2020 8:45 | DO | 0.25 | mg/L |
| MR-AP-MW-9DR | 10/15/2020 8:45 | Depth to Water Detail | 65.56 | ft |
| MR-AP-MW-9DR | 10/15/2020 8:45 | Oxidation Reduction Potention | -78.39 | mv |
| MR-AP-MW-9DR | 10/15/2020 8:45 | pH | 6.69 | pH |
| MR-AP-MW-9DR | 10/15/2020 8:45 | Temperature | 16.69 | C |
| MR-AP-MW-9DR | 10/15/2020 8:45 | Turbidity | 11.2 | NTU |
| MR-AP-MW-9DR | 10/15/2020 8:50 | Conductivity | 845.45 | uS/cm |
| MR-AP-MW-9DR | 10/15/2020 8:50 | DO | 0.24 | mg/L |
| MR-AP-MW-9DR | 10/15/2020 8:50 | Depth to Water Detail | 65.67 | ft |
| MR-AP-MW-9DR | 10/15/2020 8:50 | Oxidation Reduction Potention | -78.86 | mv |
| MR-AP-MW-9DR | 10/15/2020 8:50 | pH | 6.68 | pH |
| MR-AP-MW-9DR | 10/15/2020 8:50 | Temperature | 16.71 | C |
| MR-AP-MW-9DR | 10/15/2020 8:50 | Turbidity | 11.43 | NTU |
| MR-AP-MW-9DR | 10/15/2020 8:55 | Conductivity | 845.46 | uS/cm |
| MR-AP-MW-9DR | 10/15/2020 8:55 | DO | 0.23 | mg/L |

# Alabama Power Company
# Plant Miller Ash Pond

| WELL ID | READING TIME | DESCRIPTION | VALUE | UNIT |
|---|---|---|---|---|
| MR-AP-MW-9DR | 10/15/2020 8:55 | Depth to Water Detail | 65.76 | ft |
| MR-AP-MW-9DR | 10/15/2020 8:55 | Oxidation Reduction Potention | -79.24 | mv |
| MR-AP-MW-9DR | 10/15/2020 8:55 | pH | 6.69 | pH |
| MR-AP-MW-9DR | 10/15/2020 8:55 | Temperature | 16.72 | C |
| MR-AP-MW-9DR | 10/15/2020 8:55 | Turbidity | 6.95 | NTU |
| MR-AP-MW-9DR | 10/15/2020 9:00 | Conductivity | 845.53 | uS/cm |
| MR-AP-MW-9DR | 10/15/2020 9:00 | DO | 0.23 | mg/L |
| MR-AP-MW-9DR | 10/15/2020 9:00 | Depth to Water Detail | 65.84 | ft |
| MR-AP-MW-9DR | 10/15/2020 9:00 | Oxidation Reduction Potention | -78.75 | mv |
| MR-AP-MW-9DR | 10/15/2020 9:00 | pH | 6.67 | pH |
| MR-AP-MW-9DR | 10/15/2020 9:00 | Temperature | 16.72 | C |
| MR-AP-MW-9DR | 10/15/2020 9:00 | Turbidity | 6.2 | NTU |

# Alabama Power Company
# Plant Miller Ash Pond

| WELL ID | READING TIME | DESCRIPTION | VALUE | UNIT |
|---|---|---|---|---|
| MR-AP-MW-9SR | 10/15/2020 9:56 | Conductivity | 930.04 | uS/cm |
| MR-AP-MW-9SR | 10/15/2020 9:56 | DO | 0.22 | mg/L |
| MR-AP-MW-9SR | 10/15/2020 9:56 | Depth to Water Detail | 59.92 | ft |
| MR-AP-MW-9SR | 10/15/2020 9:56 | Oxidation Reduction Potention | -76.84 | mv |
| MR-AP-MW-9SR | 10/15/2020 9:56 | pH | 6.45 | pH |
| MR-AP-MW-9SR | 10/15/2020 9:56 | Temperature | 16.79 | C |
| MR-AP-MW-9SR | 10/15/2020 9:56 | Turbidity | 0.91 | NTU |
| MR-AP-MW-9SR | 10/15/2020 10:01 | Conductivity | 919.86 | uS/cm |
| MR-AP-MW-9SR | 10/15/2020 10:01 | DO | 0.22 | mg/L |
| MR-AP-MW-9SR | 10/15/2020 10:01 | Depth to Water Detail | 60.05 | ft |
| MR-AP-MW-9SR | 10/15/2020 10:01 | Oxidation Reduction Potention | -74.49 | mv |
| MR-AP-MW-9SR | 10/15/2020 10:01 | pH | 6.42 | pH |
| MR-AP-MW-9SR | 10/15/2020 10:01 | Temperature | 16.85 | C |
| MR-AP-MW-9SR | 10/15/2020 10:01 | Turbidity | 0.92 | NTU |
| MR-AP-MW-9SR | 10/15/2020 10:06 | Conductivity | 914.55 | uS/cm |
| MR-AP-MW-9SR | 10/15/2020 10:06 | DO | 0.21 | mg/L |
| MR-AP-MW-9SR | 10/15/2020 10:06 | Depth to Water Detail | 60.08 | ft |
| MR-AP-MW-9SR | 10/15/2020 10:06 | Oxidation Reduction Potention | -74.36 | mv |
| MR-AP-MW-9SR | 10/15/2020 10:06 | pH | 6.42 | pH |
| MR-AP-MW-9SR | 10/15/2020 10:06 | Temperature | 16.83 | C |
| MR-AP-MW-9SR | 10/15/2020 10:06 | Turbidity | 0.52 | NTU |
| MR-AP-MW-9SR | 10/15/2020 10:11 | Conductivity | 906.76 | uS/cm |
| MR-AP-MW-9SR | 10/15/2020 10:11 | DO | 0.2 | mg/L |
| MR-AP-MW-9SR | 10/15/2020 10:11 | Depth to Water Detail | 60.1 | ft |
| MR-AP-MW-9SR | 10/15/2020 10:11 | Oxidation Reduction Potention | -73.65 | mv |
| MR-AP-MW-9SR | 10/15/2020 10:11 | pH | 6.42 | pH |
| MR-AP-MW-9SR | 10/15/2020 10:11 | Temperature | 16.82 | C |
| MR-AP-MW-9SR | 10/15/2020 10:11 | Turbidity | 0.61 | NTU |

# Alabama Power Company
# Plant Miller Ash Pond

| WELL ID | READING TIME | DESCRIPTION | VALUE | UNIT |
|---|---|---|---|---|
| MR-AP-MW-17H | 10/13/2020 9:39 | Conductivity | 510.24 | uS/cm |
| MR-AP-MW-17H | 10/13/2020 9:39 | DO | 0.2 | mg/L |
| MR-AP-MW-17H | 10/13/2020 9:39 | Depth to Water Detail | 21.86 | ft |
| MR-AP-MW-17H | 10/13/2020 9:39 | Oxidation Reduction Potention | -47.99 | mv |
| MR-AP-MW-17H | 10/13/2020 9:39 | pH | 6.97 | pH |
| MR-AP-MW-17H | 10/13/2020 9:39 | Temperature | 17.14 | C |
| MR-AP-MW-17H | 10/13/2020 9:39 | Turbidity | 11.82 | NTU |
| MR-AP-MW-17H | 10/13/2020 9:44 | Conductivity | 587.84 | uS/cm |
| MR-AP-MW-17H | 10/13/2020 9:44 | DO | 0.19 | mg/L |
| MR-AP-MW-17H | 10/13/2020 9:44 | Depth to Water Detail | 21.91 | ft |
| MR-AP-MW-17H | 10/13/2020 9:44 | Oxidation Reduction Potention | -47.04 | mv |
| MR-AP-MW-17H | 10/13/2020 9:44 | pH | 6.97 | pH |
| MR-AP-MW-17H | 10/13/2020 9:44 | Temperature | 17.07 | C |
| MR-AP-MW-17H | 10/13/2020 9:44 | Turbidity | 4.22 | NTU |
| MR-AP-MW-17H | 10/13/2020 9:49 | Conductivity | 595.91 | uS/cm |
| MR-AP-MW-17H | 10/13/2020 9:49 | DO | 0.18 | mg/L |
| MR-AP-MW-17H | 10/13/2020 9:49 | Depth to Water Detail | 21.94 | ft |
| MR-AP-MW-17H | 10/13/2020 9:49 | Oxidation Reduction Potention | -50.74 | mv |
| MR-AP-MW-17H | 10/13/2020 9:49 | pH | 6.99 | pH |
| MR-AP-MW-17H | 10/13/2020 9:49 | Temperature | 17.11 | C |
| MR-AP-MW-17H | 10/13/2020 9:49 | Turbidity | 9.97 | NTU |
| MR-AP-MW-17H | 10/13/2020 9:54 | Conductivity | 601.31 | uS/cm |
| MR-AP-MW-17H | 10/13/2020 9:54 | DO | 0.17 | mg/L |
| MR-AP-MW-17H | 10/13/2020 9:54 | Depth to Water Detail | 21.94 | ft |
| MR-AP-MW-17H | 10/13/2020 9:54 | Oxidation Reduction Potention | -52.65 | mv |
| MR-AP-MW-17H | 10/13/2020 9:54 | pH | 6.99 | pH |
| MR-AP-MW-17H | 10/13/2020 9:54 | Temperature | 17.1 | C |
| MR-AP-MW-17H | 10/13/2020 9:54 | Turbidity | 7.51 | NTU |
| MR-AP-MW-17H | 10/13/2020 9:59 | Conductivity | 599.38 | uS/cm |
| MR-AP-MW-17H | 10/13/2020 9:59 | DO | 0.16 | mg/L |
| MR-AP-MW-17H | 10/13/2020 9:59 | Depth to Water Detail | 21.94 | ft |
| MR-AP-MW-17H | 10/13/2020 9:59 | Oxidation Reduction Potention | -52.72 | mv |
| MR-AP-MW-17H | 10/13/2020 9:59 | pH | 7 | pH |
| MR-AP-MW-17H | 10/13/2020 9:59 | Temperature | 17.12 | C |
| MR-AP-MW-17H | 10/13/2020 9:59 | Turbidity | 7.02 | NTU |

# Alabama Power Company
# Plant Miller Ash Pond

| WELL ID | READING TIME | DESCRIPTION | VALUE | UNIT |
|---|---|---|---|---|
| MR-AP-MW-18H | 10/13/2020 10:57 | Conductivity | 523.58 | uS/cm |
| MR-AP-MW-18H | 10/13/2020 10:57 | DO | 4.73 | mg/L |
| MR-AP-MW-18H | 10/13/2020 10:57 | Depth to Water Detail | 168.44 | ft |
| MR-AP-MW-18H | 10/13/2020 10:57 | Oxidation Reduction Potention | -17.96 | mv |
| MR-AP-MW-18H | 10/13/2020 10:57 | pH | 7.08 | pH |
| MR-AP-MW-18H | 10/13/2020 10:57 | Temperature | 19.58 | C |
| MR-AP-MW-18H | 10/13/2020 10:57 | Turbidity | 1.21 | NTU |
| MR-AP-MW-18H | 10/13/2020 11:02 | Conductivity | 882.75 | uS/cm |
| MR-AP-MW-18H | 10/13/2020 11:02 | DO | 2 | mg/L |
| MR-AP-MW-18H | 10/13/2020 11:02 | Depth to Water Detail | 168.73 | ft |
| MR-AP-MW-18H | 10/13/2020 11:02 | Oxidation Reduction Potention | -39.19 | mv |
| MR-AP-MW-18H | 10/13/2020 11:02 | pH | 7.15 | pH |
| MR-AP-MW-18H | 10/13/2020 11:02 | Temperature | 19.44 | C |
| MR-AP-MW-18H | 10/13/2020 11:02 | Turbidity | 1.23 | NTU |
| MR-AP-MW-18H | 10/13/2020 11:07 | Conductivity | 1023.73 | uS/cm |
| MR-AP-MW-18H | 10/13/2020 11:07 | DO | 1.23 | mg/L |
| MR-AP-MW-18H | 10/13/2020 11:07 | Depth to Water Detail | 169.06 | ft |
| MR-AP-MW-18H | 10/13/2020 11:07 | Oxidation Reduction Potention | -47.64 | mv |
| MR-AP-MW-18H | 10/13/2020 11:07 | pH | 7.21 | pH |
| MR-AP-MW-18H | 10/13/2020 11:07 | Temperature | 19.57 | C |
| MR-AP-MW-18H | 10/13/2020 11:07 | Turbidity | 0.97 | NTU |
| MR-AP-MW-18H | 10/13/2020 11:12 | Conductivity | 1072.29 | uS/cm |
| MR-AP-MW-18H | 10/13/2020 11:12 | DO | 1.13 | mg/L |
| MR-AP-MW-18H | 10/13/2020 11:12 | Depth to Water Detail | 169.24 | ft |
| MR-AP-MW-18H | 10/13/2020 11:12 | Oxidation Reduction Potention | -51.4 | mv |
| MR-AP-MW-18H | 10/13/2020 11:12 | pH | 7.22 | pH |
| MR-AP-MW-18H | 10/13/2020 11:12 | Temperature | 19.85 | C |
| MR-AP-MW-18H | 10/13/2020 11:12 | Turbidity | 1.11 | NTU |
| MR-AP-MW-18H | 10/13/2020 11:17 | Conductivity | 1085.27 | uS/cm |
| MR-AP-MW-18H | 10/13/2020 11:17 | DO | 1.03 | mg/L |
| MR-AP-MW-18H | 10/13/2020 11:17 | Depth to Water Detail | 169.35 | ft |
| MR-AP-MW-18H | 10/13/2020 11:17 | Oxidation Reduction Potention | -53.21 | mv |
| MR-AP-MW-18H | 10/13/2020 11:17 | pH | 7.22 | pH |
| MR-AP-MW-18H | 10/13/2020 11:17 | Temperature | 19.74 | C |
| MR-AP-MW-18H | 10/13/2020 11:17 | Turbidity | 1.08 | NTU |
| MR-AP-MW-18H | 10/13/2020 11:22 | Conductivity | 1088.61 | uS/cm |
| MR-AP-MW-18H | 10/13/2020 11:22 | DO | 0.94 | mg/L |
| MR-AP-MW-18H | 10/13/2020 11:22 | Depth to Water Detail | 169.56 | ft |
| MR-AP-MW-18H | 10/13/2020 11:22 | Oxidation Reduction Potention | -54.64 | mv |
| MR-AP-MW-18H | 10/13/2020 11:22 | pH | 7.23 | pH |
| MR-AP-MW-18H | 10/13/2020 11:22 | Temperature | 19.76 | C |
| MR-AP-MW-18H | 10/13/2020 11:22 | Turbidity | 1.06 | NTU |
| MR-AP-MW-18H | 10/13/2020 11:27 | Conductivity | 1090.86 | uS/cm |
| MR-AP-MW-18H | 10/13/2020 11:27 | DO | 0.96 | mg/L |

# Alabama Power Company
# Plant Miller Ash Pond

| WELL ID | READING TIME | DESCRIPTION | VALUE | UNIT |
|---|---|---|---|---|
| MR-AP-MW-18H | 10/13/2020 11:27 | Depth to Water Detail | 169.62 | ft |
| MR-AP-MW-18H | 10/13/2020 11:27 | Oxidation Reduction Potention | -55.16 | mv |
| MR-AP-MW-18H | 10/13/2020 11:27 | pH | 7.23 | pH |
| MR-AP-MW-18H | 10/13/2020 11:27 | Temperature | 19.81 | C |
| MR-AP-MW-18H | 10/13/2020 11:27 | Turbidity | 1.21 | NTU |

# Alabama Power Company
# Plant Miller Ash Pond

| WELL ID | READING TIME | DESCRIPTION | VALUE | UNIT |
|---|---|---|---|---|
| MR-AP-MW-21 | 10/13/2020 13:49 | Conductivity | 658.26 | uS/cm |
| MR-AP-MW-21 | 10/13/2020 13:49 | DO | 0.78 | mg/L |
| MR-AP-MW-21 | 10/13/2020 13:49 | Depth to Water Detail | 26.06 | ft |
| MR-AP-MW-21 | 10/13/2020 13:49 | Oxidation Reduction Potention | -277.35 | mv |
| MR-AP-MW-21 | 10/13/2020 13:49 | pH | 7.49 | pH |
| MR-AP-MW-21 | 10/13/2020 13:49 | Temperature | 21.14 | C |
| MR-AP-MW-21 | 10/13/2020 13:49 | Turbidity | 0.32 | NTU |
| MR-AP-MW-21 | 10/13/2020 13:54 | Conductivity | 706.75 | uS/cm |
| MR-AP-MW-21 | 10/13/2020 13:54 | DO | 0.55 | mg/L |
| MR-AP-MW-21 | 10/13/2020 13:54 | Depth to Water Detail | 26.06 | ft |
| MR-AP-MW-21 | 10/13/2020 13:54 | Oxidation Reduction Potention | -241.17 | mv |
| MR-AP-MW-21 | 10/13/2020 13:54 | pH | 7.65 | pH |
| MR-AP-MW-21 | 10/13/2020 13:54 | Temperature | 20.82 | C |
| MR-AP-MW-21 | 10/13/2020 13:54 | Turbidity | 0.83 | NTU |
| MR-AP-MW-21 | 10/13/2020 13:59 | Conductivity | 712.69 | uS/cm |
| MR-AP-MW-21 | 10/13/2020 13:59 | DO | 0.51 | mg/L |
| MR-AP-MW-21 | 10/13/2020 13:59 | Depth to Water Detail | 26.06 | ft |
| MR-AP-MW-21 | 10/13/2020 13:59 | Oxidation Reduction Potention | -239.03 | mv |
| MR-AP-MW-21 | 10/13/2020 13:59 | pH | 7.67 | pH |
| MR-AP-MW-21 | 10/13/2020 13:59 | Temperature | 20.56 | C |
| MR-AP-MW-21 | 10/13/2020 13:59 | Turbidity | 0.99 | NTU |
| MR-AP-MW-21 | 10/13/2020 14:04 | Conductivity | 696.35 | uS/cm |
| MR-AP-MW-21 | 10/13/2020 14:04 | DO | 0.49 | mg/L |
| MR-AP-MW-21 | 10/13/2020 14:04 | Depth to Water Detail | 26.06 | ft |
| MR-AP-MW-21 | 10/13/2020 14:04 | Oxidation Reduction Potention | -234.96 | mv |
| MR-AP-MW-21 | 10/13/2020 14:04 | pH | 7.68 | pH |
| MR-AP-MW-21 | 10/13/2020 14:04 | Temperature | 20.63 | C |
| MR-AP-MW-21 | 10/13/2020 14:04 | Turbidity | 0.5 | NTU |

# Alabama Power Company
# Plant Miller Ash Pond

| WELL ID | READING TIME | DESCRIPTION | VALUE | UNIT |
|---|---|---|---|---|
| MR-AP-MW-22S | 10/14/2020 8:41 | Conductivity | 1360.27 | uS/cm |
| MR-AP-MW-22S | 10/14/2020 8:41 | DO | 0.22 | mg/L |
| MR-AP-MW-22S | 10/14/2020 8:41 | Depth to Water Detail | 15.48 | ft |
| MR-AP-MW-22S | 10/14/2020 8:41 | Oxidation Reduction Potention | -67.67 | mv |
| MR-AP-MW-22S | 10/14/2020 8:41 | pH | 6.9 | pH |
| MR-AP-MW-22S | 10/14/2020 8:41 | Temperature | 17.77 | C |
| MR-AP-MW-22S | 10/14/2020 8:41 | Turbidity | 4.27 | NTU |
| MR-AP-MW-22S | 10/14/2020 8:46 | Conductivity | 1297.3 | uS/cm |
| MR-AP-MW-22S | 10/14/2020 8:46 | DO | 0.17 | mg/L |
| MR-AP-MW-22S | 10/14/2020 8:46 | Depth to Water Detail | 15.48 | ft |
| MR-AP-MW-22S | 10/14/2020 8:46 | Oxidation Reduction Potention | -89.36 | mv |
| MR-AP-MW-22S | 10/14/2020 8:46 | pH | 6.88 | pH |
| MR-AP-MW-22S | 10/14/2020 8:46 | Temperature | 17.8 | C |
| MR-AP-MW-22S | 10/14/2020 8:46 | Turbidity | 2.53 | NTU |
| MR-AP-MW-22S | 10/14/2020 8:51 | Conductivity | 1274.01 | uS/cm |
| MR-AP-MW-22S | 10/14/2020 8:51 | DO | 0.15 | mg/L |
| MR-AP-MW-22S | 10/14/2020 8:51 | Depth to Water Detail | 15.48 | ft |
| MR-AP-MW-22S | 10/14/2020 8:51 | Oxidation Reduction Potention | -101.45 | mv |
| MR-AP-MW-22S | 10/14/2020 8:51 | pH | 6.88 | pH |
| MR-AP-MW-22S | 10/14/2020 8:51 | Temperature | 17.84 | C |
| MR-AP-MW-22S | 10/14/2020 8:51 | Turbidity | 1.82 | NTU |
| MR-AP-MW-22S | 10/14/2020 8:56 | Conductivity | 1235.12 | uS/cm |
| MR-AP-MW-22S | 10/14/2020 8:56 | DO | 0.14 | mg/L |
| MR-AP-MW-22S | 10/14/2020 8:56 | Depth to Water Detail | 15.48 | ft |
| MR-AP-MW-22S | 10/14/2020 8:56 | Oxidation Reduction Potention | -110.7 | mv |
| MR-AP-MW-22S | 10/14/2020 8:56 | pH | 6.87 | pH |
| MR-AP-MW-22S | 10/14/2020 8:56 | Temperature | 17.83 | C |
| MR-AP-MW-22S | 10/14/2020 8:56 | Turbidity | 2.05 | NTU |
| MR-AP-MW-22S | 10/14/2020 9:01 | Conductivity | 1241.44 | uS/cm |
| MR-AP-MW-22S | 10/14/2020 9:01 | DO | 0.14 | mg/L |
| MR-AP-MW-22S | 10/14/2020 9:01 | Depth to Water Detail | 15.48 | ft |
| MR-AP-MW-22S | 10/14/2020 9:01 | Oxidation Reduction Potention | -117.62 | mv |
| MR-AP-MW-22S | 10/14/2020 9:01 | pH | 6.84 | pH |
| MR-AP-MW-22S | 10/14/2020 9:01 | Temperature | 17.84 | C |
| MR-AP-MW-22S | 10/14/2020 9:01 | Turbidity | 1.83 | NTU |

# Alabama Power Company
# Plant Miller Ash Pond

| WELL ID | READING TIME | DESCRIPTION | VALUE | UNIT |
|---|---|---|---|---|
| MR-AP-MW-23 | 10/14/2020 13:03 | Conductivity | 7681.68 | uS/cm |
| MR-AP-MW-23 | 10/14/2020 13:03 | DO | 0.1 | mg/L |
| MR-AP-MW-23 | 10/14/2020 13:03 | Depth to Water Detail | 17.16 | ft |
| MR-AP-MW-23 | 10/14/2020 13:03 | Oxidation Reduction Potention | -219.07 | mv |
| MR-AP-MW-23 | 10/14/2020 13:03 | pH | 7.64 | pH |
| MR-AP-MW-23 | 10/14/2020 13:03 | Temperature | 19.24 | C |
| MR-AP-MW-23 | 10/14/2020 13:03 | Turbidity | 2.27 | NTU |
| MR-AP-MW-23 | 10/14/2020 13:08 | Conductivity | 7654.77 | uS/cm |
| MR-AP-MW-23 | 10/14/2020 13:08 | DO | 0.09 | mg/L |
| MR-AP-MW-23 | 10/14/2020 13:08 | Depth to Water Detail | 21.06 | ft |
| MR-AP-MW-23 | 10/14/2020 13:08 | Oxidation Reduction Potention | -220.49 | mv |
| MR-AP-MW-23 | 10/14/2020 13:08 | pH | 7.65 | pH |
| MR-AP-MW-23 | 10/14/2020 13:08 | Temperature | 19.23 | C |
| MR-AP-MW-23 | 10/14/2020 13:08 | Turbidity | 4 | NTU |
| MR-AP-MW-23 | 10/14/2020 13:13 | Conductivity | 7653.98 | uS/cm |
| MR-AP-MW-23 | 10/14/2020 13:13 | DO | 0.09 | mg/L |
| MR-AP-MW-23 | 10/14/2020 13:13 | Depth to Water Detail | 24.78 | ft |
| MR-AP-MW-23 | 10/14/2020 13:13 | Oxidation Reduction Potention | -221.2 | mv |
| MR-AP-MW-23 | 10/14/2020 13:13 | pH | 7.67 | pH |
| MR-AP-MW-23 | 10/14/2020 13:13 | Temperature | 19.1 | C |
| MR-AP-MW-23 | 10/14/2020 13:13 | Turbidity | 5.81 | NTU |
| MR-AP-MW-23 | 10/14/2020 13:18 | Conductivity | 7645.68 | uS/cm |
| MR-AP-MW-23 | 10/14/2020 13:18 | DO | 0.08 | mg/L |
| MR-AP-MW-23 | 10/14/2020 13:18 | Depth to Water Detail | 28.32 | ft |
| MR-AP-MW-23 | 10/14/2020 13:18 | Oxidation Reduction Potention | -221.77 | mv |
| MR-AP-MW-23 | 10/14/2020 13:18 | pH | 7.68 | pH |
| MR-AP-MW-23 | 10/14/2020 13:18 | Temperature | 18.87 | C |
| MR-AP-MW-23 | 10/14/2020 13:18 | Turbidity | 7.01 | NTU |
| MR-AP-MW-23 | 10/14/2020 13:23 | Conductivity | 7637.75 | uS/cm |
| MR-AP-MW-23 | 10/14/2020 13:23 | DO | 0.09 | mg/L |
| MR-AP-MW-23 | 10/14/2020 13:23 | Depth to Water Detail | 31.35 | ft |
| MR-AP-MW-23 | 10/14/2020 13:23 | Oxidation Reduction Potention | -221.43 | mv |
| MR-AP-MW-23 | 10/14/2020 13:23 | pH | 7.7 | pH |
| MR-AP-MW-23 | 10/14/2020 13:23 | Temperature | 18.77 | C |
| MR-AP-MW-23 | 10/14/2020 13:23 | Turbidity | 9.87 | NTU |
| MR-AP-MW-23 | 10/14/2020 13:28 | Conductivity | 7627.14 | uS/cm |
| MR-AP-MW-23 | 10/14/2020 13:28 | DO | 0.08 | mg/L |
| MR-AP-MW-23 | 10/14/2020 13:28 | Depth to Water Detail | 34.91 | ft |
| MR-AP-MW-23 | 10/14/2020 13:28 | Oxidation Reduction Potention | -221.18 | mv |
| MR-AP-MW-23 | 10/14/2020 13:28 | pH | 7.7 | pH |
| MR-AP-MW-23 | 10/14/2020 13:28 | Temperature | 18.68 | C |
| MR-AP-MW-23 | 10/14/2020 13:28 | Turbidity | 9.83 | NTU |
| MR-AP-MW-23 | 10/14/2020 13:33 | Conductivity | 7624.06 | uS/cm |
| MR-AP-MW-23 | 10/14/2020 13:33 | DO | 0.08 | mg/L |

# Alabama Power Company
# Plant Miller Ash Pond

| WELL ID | READING TIME | DESCRIPTION | VALUE | UNIT |
|---|---|---|---|---|
| MR-AP-MW-23 | 10/14/2020 13:33 | Depth to Water Detail | 38.37 | ft |
| MR-AP-MW-23 | 10/14/2020 13:33 | Oxidation Reduction Potention | -219.94 | mv |
| MR-AP-MW-23 | 10/14/2020 13:33 | pH | 7.7 | pH |
| MR-AP-MW-23 | 10/14/2020 13:33 | Temperature | 18.6 | C |
| MR-AP-MW-23 | 10/14/2020 13:33 | Turbidity | 9.57 | NTU |
| MR-AP-MW-23 | 10/14/2020 13:38 | Conductivity | 7617.31 | uS/cm |
| MR-AP-MW-23 | 10/14/2020 13:38 | DO | 0.08 | mg/L |
| MR-AP-MW-23 | 10/14/2020 13:38 | Depth to Water Detail | 40.87 | ft |
| MR-AP-MW-23 | 10/14/2020 13:38 | Oxidation Reduction Potention | -219.32 | mv |
| MR-AP-MW-23 | 10/14/2020 13:38 | pH | 7.71 | pH |
| MR-AP-MW-23 | 10/14/2020 13:38 | Temperature | 18.59 | C |
| MR-AP-MW-23 | 10/14/2020 13:38 | Turbidity | 10.45 | NTU |
| MR-AP-MW-23 | 10/14/2020 13:43 | Conductivity | 7627.05 | uS/cm |
| MR-AP-MW-23 | 10/14/2020 13:43 | DO | 0.08 | mg/L |
| MR-AP-MW-23 | 10/14/2020 13:43 | Depth to Water Detail | 43.88 | ft |
| MR-AP-MW-23 | 10/14/2020 13:43 | Oxidation Reduction Potention | -217.72 | mv |
| MR-AP-MW-23 | 10/14/2020 13:43 | pH | 7.7 | pH |
| MR-AP-MW-23 | 10/14/2020 13:43 | Temperature | 18.56 | C |
| MR-AP-MW-23 | 10/14/2020 13:43 | Turbidity | 9.39 | NTU |
| MR-AP-MW-23 | 10/14/2020 13:48 | Conductivity | 7599.84 | uS/cm |
| MR-AP-MW-23 | 10/14/2020 13:48 | DO | 0.08 | mg/L |
| MR-AP-MW-23 | 10/14/2020 13:48 | Depth to Water Detail | 46.39 | ft |
| MR-AP-MW-23 | 10/14/2020 13:48 | Oxidation Reduction Potention | -215.49 | mv |
| MR-AP-MW-23 | 10/14/2020 13:48 | pH | 7.69 | pH |
| MR-AP-MW-23 | 10/14/2020 13:48 | Temperature | 18.46 | C |
| MR-AP-MW-23 | 10/14/2020 13:48 | Turbidity | 7.59 | NTU |
| MR-AP-MW-23 | 10/14/2020 13:53 | Conductivity | 7577.59 | uS/cm |
| MR-AP-MW-23 | 10/14/2020 13:53 | DO | 0.08 | mg/L |
| MR-AP-MW-23 | 10/14/2020 13:53 | Depth to Water Detail | 49.56 | ft |
| MR-AP-MW-23 | 10/14/2020 13:53 | Oxidation Reduction Potention | -214.11 | mv |
| MR-AP-MW-23 | 10/14/2020 13:53 | pH | 7.68 | pH |
| MR-AP-MW-23 | 10/14/2020 13:53 | Temperature | 18.34 | C |
| MR-AP-MW-23 | 10/14/2020 13:53 | Turbidity | 8.1 | NTU |
| MR-AP-MW-23 | 10/14/2020 13:58 | Conductivity | 7581.4 | uS/cm |
| MR-AP-MW-23 | 10/14/2020 13:58 | DO | 0.08 | mg/L |
| MR-AP-MW-23 | 10/14/2020 13:58 | Depth to Water Detail | 52.28 | ft |
| MR-AP-MW-23 | 10/14/2020 13:58 | Oxidation Reduction Potention | -211.59 | mv |
| MR-AP-MW-23 | 10/14/2020 13:58 | pH | 7.67 | pH |
| MR-AP-MW-23 | 10/14/2020 13:58 | Temperature | 18.39 | C |
| MR-AP-MW-23 | 10/14/2020 13:58 | Turbidity | 4.94 | NTU |
| MR-AP-MW-23 | 10/14/2020 14:03 | Conductivity | 7584.33 | uS/cm |
| MR-AP-MW-23 | 10/14/2020 14:03 | DO | 0.28 | mg/L |
| MR-AP-MW-23 | 10/14/2020 14:03 | Depth to Water Detail | 52.32 | ft |
| MR-AP-MW-23 | 10/14/2020 14:03 | Oxidation Reduction Potention | -204.21 | mv |

# Alabama Power Company
# Plant Miller Ash Pond

| WELL ID | READING TIME | DESCRIPTION | VALUE | UNIT |
|---|---|---|---|---|
| MR-AP-MW-23 | 10/14/2020 14:03 | pH | 7.65 | pH |
| MR-AP-MW-23 | 10/14/2020 14:03 | Temperature | 20.48 | C |
| MR-AP-MW-23 | 10/14/2020 14:03 | Turbidity | 4.9 | NTU |
| MR-AP-MW-23 | 10/14/2020 14:08 | Conductivity | 7692.5 | uS/cm |
| MR-AP-MW-23 | 10/14/2020 14:08 | DO | 0.39 | mg/L |
| MR-AP-MW-23 | 10/14/2020 14:08 | Depth to Water Detail | 52.37 | ft |
| MR-AP-MW-23 | 10/14/2020 14:08 | Oxidation Reduction Potention | -194.32 | mv |
| MR-AP-MW-23 | 10/14/2020 14:08 | pH | 7.65 | pH |
| MR-AP-MW-23 | 10/14/2020 14:08 | Temperature | 20.46 | C |
| MR-AP-MW-23 | 10/14/2020 14:08 | Turbidity | 4.99 | NTU |
| MR-AP-MW-23 | 10/14/2020 14:13 | Conductivity | 7703.34 | uS/cm |
| MR-AP-MW-23 | 10/14/2020 14:13 | DO | 0.4 | mg/L |
| MR-AP-MW-23 | 10/14/2020 14:13 | Depth to Water Detail | 52.41 | ft |
| MR-AP-MW-23 | 10/14/2020 14:13 | Oxidation Reduction Potention | -194.34 | mv |
| MR-AP-MW-23 | 10/14/2020 14:13 | pH | 7.66 | pH |
| MR-AP-MW-23 | 10/14/2020 14:13 | Temperature | 20.34 | C |
| MR-AP-MW-23 | 10/14/2020 14:13 | Turbidity | 1.6 | NTU |

# Alabama Power Company
# Plant Miller Ash Pond

| WELL ID | READING TIME | DESCRIPTION | VALUE | UNIT |
|---|---|---|---|---|
| MR-AP-MW-23A | 10/14/2020 10:01 | Conductivity | 7751.46 | uS/cm |
| MR-AP-MW-23A | 10/14/2020 10:01 | DO | 0.94 | mg/L |
| MR-AP-MW-23A | 10/14/2020 10:01 | Depth to Water Detail | 13.14 | ft |
| MR-AP-MW-23A | 10/14/2020 10:01 | Oxidation Reduction Potention | -128.01 | mv |
| MR-AP-MW-23A | 10/14/2020 10:01 | pH | 7.34 | pH |
| MR-AP-MW-23A | 10/14/2020 10:01 | Temperature | 20.47 | C |
| MR-AP-MW-23A | 10/14/2020 10:01 | Turbidity | 13.4 | NTU |
| MR-AP-MW-23A | 10/14/2020 10:06 | Conductivity | 7751.84 | uS/cm |
| MR-AP-MW-23A | 10/14/2020 10:06 | DO | 0.75 | mg/L |
| MR-AP-MW-23A | 10/14/2020 10:06 | Depth to Water Detail | 14.96 | ft |
| MR-AP-MW-23A | 10/14/2020 10:06 | Oxidation Reduction Potention | -128.68 | mv |
| MR-AP-MW-23A | 10/14/2020 10:06 | pH | 7.36 | pH |
| MR-AP-MW-23A | 10/14/2020 10:06 | Temperature | 20.47 | C |
| MR-AP-MW-23A | 10/14/2020 10:06 | Turbidity | 9.82 | NTU |
| MR-AP-MW-23A | 10/14/2020 10:11 | Conductivity | 7745.86 | uS/cm |
| MR-AP-MW-23A | 10/14/2020 10:11 | DO | 0.67 | mg/L |
| MR-AP-MW-23A | 10/14/2020 10:11 | Depth to Water Detail | 16.18 | ft |
| MR-AP-MW-23A | 10/14/2020 10:11 | Oxidation Reduction Potention | -128.27 | mv |
| MR-AP-MW-23A | 10/14/2020 10:11 | pH | 7.39 | pH |
| MR-AP-MW-23A | 10/14/2020 10:11 | Temperature | 20.44 | C |
| MR-AP-MW-23A | 10/14/2020 10:11 | Turbidity | 7.72 | NTU |
| MR-AP-MW-23A | 10/14/2020 10:16 | Conductivity | 7752.82 | uS/cm |
| MR-AP-MW-23A | 10/14/2020 10:16 | DO | 0.64 | mg/L |
| MR-AP-MW-23A | 10/14/2020 10:16 | Depth to Water Detail | 17.81 | ft |
| MR-AP-MW-23A | 10/14/2020 10:16 | Oxidation Reduction Potention | -127.82 | mv |
| MR-AP-MW-23A | 10/14/2020 10:16 | pH | 7.41 | pH |
| MR-AP-MW-23A | 10/14/2020 10:16 | Temperature | 20.59 | C |
| MR-AP-MW-23A | 10/14/2020 10:16 | Turbidity | 3.17 | NTU |
| MR-AP-MW-23A | 10/14/2020 10:21 | Conductivity | 7744.79 | uS/cm |
| MR-AP-MW-23A | 10/14/2020 10:21 | DO | 0.59 | mg/L |
| MR-AP-MW-23A | 10/14/2020 10:21 | Depth to Water Detail | 18.69 | ft |
| MR-AP-MW-23A | 10/14/2020 10:21 | Oxidation Reduction Potention | -128.72 | mv |
| MR-AP-MW-23A | 10/14/2020 10:21 | pH | 7.42 | pH |
| MR-AP-MW-23A | 10/14/2020 10:21 | Temperature | 20.57 | C |
| MR-AP-MW-23A | 10/14/2020 10:21 | Turbidity | 2.68 | NTU |
| MR-AP-MW-23A | 10/14/2020 10:26 | Conductivity | 7738.23 | uS/cm |
| MR-AP-MW-23A | 10/14/2020 10:26 | DO | 0.23 | mg/L |
| MR-AP-MW-23A | 10/14/2020 10:26 | Depth to Water Detail | 19.77 | ft |
| MR-AP-MW-23A | 10/14/2020 10:26 | Oxidation Reduction Potention | -129.27 | mv |
| MR-AP-MW-23A | 10/14/2020 10:26 | pH | 7.44 | pH |
| MR-AP-MW-23A | 10/14/2020 10:26 | Temperature | 18.78 | C |
| MR-AP-MW-23A | 10/14/2020 10:26 | Turbidity | 3.56 | NTU |
| MR-AP-MW-23A | 10/14/2020 10:31 | Conductivity | 7739.58 | uS/cm |
| MR-AP-MW-23A | 10/14/2020 10:31 | DO | 0.18 | mg/L |

# Alabama Power Company
# Plant Miller Ash Pond

| WELL ID | READING TIME | DESCRIPTION | VALUE | UNIT |
|---|---|---|---|---|
| MR-AP-MW-23A | 10/14/2020 10:31 | Depth to Water Detail | 20.68 | ft |
| MR-AP-MW-23A | 10/14/2020 10:31 | Oxidation Reduction Potention | -132.05 | mv |
| MR-AP-MW-23A | 10/14/2020 10:31 | pH | 7.46 | pH |
| MR-AP-MW-23A | 10/14/2020 10:31 | Temperature | 18.68 | C |
| MR-AP-MW-23A | 10/14/2020 10:31 | Turbidity | 2.24 | NTU |
| MR-AP-MW-23A | 10/14/2020 10:36 | Conductivity | 7734.16 | uS/cm |
| MR-AP-MW-23A | 10/14/2020 10:36 | DO | 0.17 | mg/L |
| MR-AP-MW-23A | 10/14/2020 10:36 | Depth to Water Detail | 21.48 | ft |
| MR-AP-MW-23A | 10/14/2020 10:36 | Oxidation Reduction Potention | -134.22 | mv |
| MR-AP-MW-23A | 10/14/2020 10:36 | pH | 7.46 | pH |
| MR-AP-MW-23A | 10/14/2020 10:36 | Temperature | 18.71 | C |
| MR-AP-MW-23A | 10/14/2020 10:36 | Turbidity | 2.54 | NTU |
| MR-AP-MW-23A | 10/14/2020 10:41 | Conductivity | 7735.69 | uS/cm |
| MR-AP-MW-23A | 10/14/2020 10:41 | DO | 0.17 | mg/L |
| MR-AP-MW-23A | 10/14/2020 10:41 | Depth to Water Detail | 21.78 | ft |
| MR-AP-MW-23A | 10/14/2020 10:41 | Oxidation Reduction Potention | -134.75 | mv |
| MR-AP-MW-23A | 10/14/2020 10:41 | pH | 7.47 | pH |
| MR-AP-MW-23A | 10/14/2020 10:41 | Temperature | 18.73 | C |
| MR-AP-MW-23A | 10/14/2020 10:41 | Turbidity | 2.82 | NTU |
| MR-AP-MW-23A | 10/14/2020 10:46 | Conductivity | 7737.21 | uS/cm |
| MR-AP-MW-23A | 10/14/2020 10:46 | DO | 0.57 | mg/L |
| MR-AP-MW-23A | 10/14/2020 10:46 | Depth to Water Detail | 26.44 | ft |
| MR-AP-MW-23A | 10/14/2020 10:46 | Oxidation Reduction Potention | -133.79 | mv |
| MR-AP-MW-23A | 10/14/2020 10:46 | pH | 7.47 | pH |
| MR-AP-MW-23A | 10/14/2020 10:46 | Temperature | 20.37 | C |
| MR-AP-MW-23A | 10/14/2020 10:46 | Turbidity | 2.2 | NTU |
| MR-AP-MW-23A | 10/14/2020 10:51 | Conductivity | 7743.92 | uS/cm |
| MR-AP-MW-23A | 10/14/2020 10:51 | DO | 0.66 | mg/L |
| MR-AP-MW-23A | 10/14/2020 10:51 | Depth to Water Detail | 26.83 | ft |
| MR-AP-MW-23A | 10/14/2020 10:51 | Oxidation Reduction Potention | -135.97 | mv |
| MR-AP-MW-23A | 10/14/2020 10:51 | pH | 7.44 | pH |
| MR-AP-MW-23A | 10/14/2020 10:51 | Temperature | 20.65 | C |
| MR-AP-MW-23A | 10/14/2020 10:51 | Turbidity | 2.32 | NTU |
| MR-AP-MW-23A | 10/14/2020 10:56 | Conductivity | 7740.22 | uS/cm |
| MR-AP-MW-23A | 10/14/2020 10:56 | DO | 0.68 | mg/L |
| MR-AP-MW-23A | 10/14/2020 10:56 | Depth to Water Detail | 27.46 | ft |
| MR-AP-MW-23A | 10/14/2020 10:56 | Oxidation Reduction Potention | -136.09 | mv |
| MR-AP-MW-23A | 10/14/2020 10:56 | pH | 7.44 | pH |
| MR-AP-MW-23A | 10/14/2020 10:56 | Temperature | 20.81 | C |
| MR-AP-MW-23A | 10/14/2020 10:56 | Turbidity | 2.33 | NTU |
| MR-AP-MW-23A | 10/14/2020 11:01 | Conductivity | 7732.62 | uS/cm |
| MR-AP-MW-23A | 10/14/2020 11:01 | DO | 0.69 | mg/L |
| MR-AP-MW-23A | 10/14/2020 11:01 | Depth to Water Detail | 28.09 | ft |
| MR-AP-MW-23A | 10/14/2020 11:01 | Oxidation Reduction Potention | -135.55 | mv |

# Alabama Power Company
# Plant Miller Ash Pond

| WELL ID | READING TIME | DESCRIPTION | VALUE | UNIT |
|---|---|---|---|---|
| MR-AP-MW-23A | 10/14/2020 11:01 | pH | 7.44 | pH |
| MR-AP-MW-23A | 10/14/2020 11:01 | Temperature | 20.84 | C |
| MR-AP-MW-23A | 10/14/2020 11:01 | Turbidity | 2.42 | NTU |
| MR-AP-MW-23A | 10/14/2020 11:06 | Conductivity | 7737.8 | uS/cm |
| MR-AP-MW-23A | 10/14/2020 11:06 | DO | 0.68 | mg/L |
| MR-AP-MW-23A | 10/14/2020 11:06 | Depth to Water Detail | 28.58 | ft |
| MR-AP-MW-23A | 10/14/2020 11:06 | Oxidation Reduction Potention | -134.42 | mv |
| MR-AP-MW-23A | 10/14/2020 11:06 | pH | 7.44 | pH |
| MR-AP-MW-23A | 10/14/2020 11:06 | Temperature | 20.73 | C |
| MR-AP-MW-23A | 10/14/2020 11:06 | Turbidity | 2.63 | NTU |
| MR-AP-MW-23A | 10/14/2020 11:11 | Conductivity | 7726.88 | uS/cm |
| MR-AP-MW-23A | 10/14/2020 11:11 | DO | 0.71 | mg/L |
| MR-AP-MW-23A | 10/14/2020 11:11 | Depth to Water Detail | 28.91 | ft |
| MR-AP-MW-23A | 10/14/2020 11:11 | Oxidation Reduction Potention | -134.22 | mv |
| MR-AP-MW-23A | 10/14/2020 11:11 | pH | 7.44 | pH |
| MR-AP-MW-23A | 10/14/2020 11:11 | Temperature | 20.81 | C |
| MR-AP-MW-23A | 10/14/2020 11:11 | Turbidity | 2.58 | NTU |
| MR-AP-MW-23A | 10/14/2020 11:16 | Conductivity | 7737.02 | uS/cm |
| MR-AP-MW-23A | 10/14/2020 11:16 | DO | 0.68 | mg/L |
| MR-AP-MW-23A | 10/14/2020 11:16 | Depth to Water Detail | 29.26 | ft |
| MR-AP-MW-23A | 10/14/2020 11:16 | Oxidation Reduction Potention | -133.97 | mv |
| MR-AP-MW-23A | 10/14/2020 11:16 | pH | 7.44 | pH |
| MR-AP-MW-23A | 10/14/2020 11:16 | Temperature | 20.82 | C |
| MR-AP-MW-23A | 10/14/2020 11:16 | Turbidity | 2.27 | NTU |
| MR-AP-MW-23A | 10/14/2020 11:21 | Conductivity | 7740.06 | uS/cm |
| MR-AP-MW-23A | 10/14/2020 11:21 | DO | 0.69 | mg/L |
| MR-AP-MW-23A | 10/14/2020 11:21 | Depth to Water Detail | 29.41 | ft |
| MR-AP-MW-23A | 10/14/2020 11:21 | Oxidation Reduction Potention | -133.76 | mv |
| MR-AP-MW-23A | 10/14/2020 11:21 | pH | 7.44 | pH |
| MR-AP-MW-23A | 10/14/2020 11:21 | Temperature | 20.83 | C |
| MR-AP-MW-23A | 10/14/2020 11:21 | Turbidity | 2.31 | NTU |
| MR-AP-MW-23A | 10/14/2020 11:26 | Conductivity | 7747.44 | uS/cm |
| MR-AP-MW-23A | 10/14/2020 11:26 | DO | 0.67 | mg/L |
| MR-AP-MW-23A | 10/14/2020 11:26 | Depth to Water Detail | 29.62 | ft |
| MR-AP-MW-23A | 10/14/2020 11:26 | Oxidation Reduction Potention | -134.21 | mv |
| MR-AP-MW-23A | 10/14/2020 11:26 | pH | 7.45 | pH |
| MR-AP-MW-23A | 10/14/2020 11:26 | Temperature | 20.92 | C |
| MR-AP-MW-23A | 10/14/2020 11:26 | Turbidity | 2.09 | NTU |
| MR-AP-MW-23A | 10/14/2020 11:31 | Conductivity | 7711.5 | uS/cm |
| MR-AP-MW-23A | 10/14/2020 11:31 | DO | 0.62 | mg/L |
| MR-AP-MW-23A | 10/14/2020 11:31 | Depth to Water Detail | 29.86 | ft |
| MR-AP-MW-23A | 10/14/2020 11:31 | Oxidation Reduction Potention | -134.25 | mv |
| MR-AP-MW-23A | 10/14/2020 11:31 | pH | 7.44 | pH |
| MR-AP-MW-23A | 10/14/2020 11:31 | Temperature | 20.76 | C |

# Alabama Power Company
# Plant Miller Ash Pond

| WELL ID | READING TIME | DESCRIPTION | VALUE | UNIT |
|---|---|---|---|---|
| MR-AP-MW-23A | 10/14/2020 11:31 | Turbidity | 1.98 | NTU |
| MR-AP-MW-23A | 10/14/2020 11:36 | Conductivity | 7729.35 | uS/cm |
| MR-AP-MW-23A | 10/14/2020 11:36 | DO | 0.67 | mg/L |
| MR-AP-MW-23A | 10/14/2020 11:36 | Depth to Water Detail | 30.02 | ft |
| MR-AP-MW-23A | 10/14/2020 11:36 | Oxidation Reduction Potention | -134.27 | mv |
| MR-AP-MW-23A | 10/14/2020 11:36 | pH | 7.45 | pH |
| MR-AP-MW-23A | 10/14/2020 11:36 | Temperature | 20.83 | C |
| MR-AP-MW-23A | 10/14/2020 11:36 | Turbidity | 2.22 | NTU |
| MR-AP-MW-23A | 10/14/2020 11:41 | Conductivity | 7729.49 | uS/cm |
| MR-AP-MW-23A | 10/14/2020 11:41 | DO | 0.66 | mg/L |
| MR-AP-MW-23A | 10/14/2020 11:41 | Depth to Water Detail | 30.21 | ft |
| MR-AP-MW-23A | 10/14/2020 11:41 | Oxidation Reduction Potention | -134.04 | mv |
| MR-AP-MW-23A | 10/14/2020 11:41 | pH | 7.46 | pH |
| MR-AP-MW-23A | 10/14/2020 11:41 | Temperature | 20.84 | C |
| MR-AP-MW-23A | 10/14/2020 11:41 | Turbidity | 2.56 | NTU |
| MR-AP-MW-23A | 10/14/2020 11:46 | Conductivity | 7742.79 | uS/cm |
| MR-AP-MW-23A | 10/14/2020 11:46 | DO | 0.68 | mg/L |
| MR-AP-MW-23A | 10/14/2020 11:46 | Depth to Water Detail | 30.34 | ft |
| MR-AP-MW-23A | 10/14/2020 11:46 | Oxidation Reduction Potention | -134.44 | mv |
| MR-AP-MW-23A | 10/14/2020 11:46 | pH | 7.46 | pH |
| MR-AP-MW-23A | 10/14/2020 11:46 | Temperature | 20.99 | C |
| MR-AP-MW-23A | 10/14/2020 11:46 | Turbidity | 2.42 | NTU |
| MR-AP-MW-23A | 10/14/2020 11:51 | Conductivity | 7745.95 | uS/cm |
| MR-AP-MW-23A | 10/14/2020 11:51 | DO | 0.62 | mg/L |
| MR-AP-MW-23A | 10/14/2020 11:51 | Depth to Water Detail | 30.47 | ft |
| MR-AP-MW-23A | 10/14/2020 11:51 | Oxidation Reduction Potention | -134.96 | mv |
| MR-AP-MW-23A | 10/14/2020 11:51 | pH | 7.46 | pH |
| MR-AP-MW-23A | 10/14/2020 11:51 | Temperature | 21.03 | C |
| MR-AP-MW-23A | 10/14/2020 11:51 | Turbidity | 2.21 | NTU |

# Alabama Power Company
# Plant Miller Ash Pond

| WELL ID | READING TIME | DESCRIPTION | VALUE | UNIT |
|---|---|---|---|---|
| MR-AP-MW-35H | 10/13/2020 8:31 | Conductivity | 676.56 | uS/cm |
| MR-AP-MW-35H | 10/13/2020 8:31 | DO | 0.1 | mg/L |
| MR-AP-MW-35H | 10/13/2020 8:31 | Depth to Water Detail | 13.59 | ft |
| MR-AP-MW-35H | 10/13/2020 8:31 | Oxidation Reduction Potention | -107.11 | mv |
| MR-AP-MW-35H | 10/13/2020 8:31 | pH | 6.83 | pH |
| MR-AP-MW-35H | 10/13/2020 8:31 | Temperature | 18.73 | C |
| MR-AP-MW-35H | 10/13/2020 8:31 | Turbidity | 0.61 | NTU |
| MR-AP-MW-35H | 10/13/2020 8:36 | Conductivity | 652.46 | uS/cm |
| MR-AP-MW-35H | 10/13/2020 8:36 | DO | 0.08 | mg/L |
| MR-AP-MW-35H | 10/13/2020 8:36 | Depth to Water Detail | 13.59 | ft |
| MR-AP-MW-35H | 10/13/2020 8:36 | Oxidation Reduction Potention | -94.55 | mv |
| MR-AP-MW-35H | 10/13/2020 8:36 | pH | 6.72 | pH |
| MR-AP-MW-35H | 10/13/2020 8:36 | Temperature | 18.72 | C |
| MR-AP-MW-35H | 10/13/2020 8:36 | Turbidity | 0.51 | NTU |
| MR-AP-MW-35H | 10/13/2020 8:41 | Conductivity | 640.85 | uS/cm |
| MR-AP-MW-35H | 10/13/2020 8:41 | DO | 0.07 | mg/L |
| MR-AP-MW-35H | 10/13/2020 8:41 | Depth to Water Detail | 13.59 | ft |
| MR-AP-MW-35H | 10/13/2020 8:41 | Oxidation Reduction Potention | -89.22 | mv |
| MR-AP-MW-35H | 10/13/2020 8:41 | pH | 6.66 | pH |
| MR-AP-MW-35H | 10/13/2020 8:41 | Temperature | 18.64 | C |
| MR-AP-MW-35H | 10/13/2020 8:41 | Turbidity | 0.26 | NTU |
| MR-AP-MW-35H | 10/13/2020 8:46 | Conductivity | 636.94 | uS/cm |
| MR-AP-MW-35H | 10/13/2020 8:46 | DO | 0.07 | mg/L |
| MR-AP-MW-35H | 10/13/2020 8:46 | Depth to Water Detail | 13.59 | ft |
| MR-AP-MW-35H | 10/13/2020 8:46 | Oxidation Reduction Potention | -84.73 | mv |
| MR-AP-MW-35H | 10/13/2020 8:46 | pH | 6.64 | pH |
| MR-AP-MW-35H | 10/13/2020 8:46 | Temperature | 18.65 | C |
| MR-AP-MW-35H | 10/13/2020 8:46 | Turbidity | 0.31 | NTU |

# Alabama Power Company
# Plant Miller Ash Pond

| WELL ID | READING TIME | DESCRIPTION | VALUE | UNIT |
|---|---|---|---|---|
| MR-AP-MW-10 | 10/19/2020 12:01 | Conductivity | 1847.38 | uS/cm |
| MR-AP-MW-10 | 10/19/2020 12:01 | DO | 0.85 | mg/L |
| MR-AP-MW-10 | 10/19/2020 12:01 | Depth to Water Detail | 126.16 | ft |
| MR-AP-MW-10 | 10/19/2020 12:01 | Oxidation Reduction Potention | -99.61 | mv |
| MR-AP-MW-10 | 10/19/2020 12:01 | pH | 7.05 | pH |
| MR-AP-MW-10 | 10/19/2020 12:01 | Temperature | 18.72 | C |
| MR-AP-MW-10 | 10/19/2020 12:01 | Turbidity | 3.15 | NTU |
| MR-AP-MW-10 | 10/19/2020 12:06 | Conductivity | 1811.27 | uS/cm |
| MR-AP-MW-10 | 10/19/2020 12:06 | DO | 0.42 | mg/L |
| MR-AP-MW-10 | 10/19/2020 12:06 | Depth to Water Detail | 126.16 | ft |
| MR-AP-MW-10 | 10/19/2020 12:06 | Oxidation Reduction Potention | -85.47 | mv |
| MR-AP-MW-10 | 10/19/2020 12:06 | pH | 7.03 | pH |
| MR-AP-MW-10 | 10/19/2020 12:06 | Temperature | 18.72 | C |
| MR-AP-MW-10 | 10/19/2020 12:06 | Turbidity | 1.78 | NTU |
| MR-AP-MW-10 | 10/19/2020 12:11 | Conductivity | 1805.79 | uS/cm |
| MR-AP-MW-10 | 10/19/2020 12:11 | DO | 0.36 | mg/L |
| MR-AP-MW-10 | 10/19/2020 12:11 | Depth to Water Detail | 126.16 | ft |
| MR-AP-MW-10 | 10/19/2020 12:11 | Oxidation Reduction Potention | -81.41 | mv |
| MR-AP-MW-10 | 10/19/2020 12:11 | pH | 7.04 | pH |
| MR-AP-MW-10 | 10/19/2020 12:11 | Temperature | 18.8 | C |
| MR-AP-MW-10 | 10/19/2020 12:11 | Turbidity | 0.83 | NTU |
| MR-AP-MW-10 | 10/19/2020 12:16 | Conductivity | 1806.08 | uS/cm |
| MR-AP-MW-10 | 10/19/2020 12:16 | DO | 0.35 | mg/L |
| MR-AP-MW-10 | 10/19/2020 12:16 | Depth to Water Detail | 126.16 | ft |
| MR-AP-MW-10 | 10/19/2020 12:16 | Oxidation Reduction Potention | -78.86 | mv |
| MR-AP-MW-10 | 10/19/2020 12:16 | pH | 7.05 | pH |
| MR-AP-MW-10 | 10/19/2020 12:16 | Temperature | 18.66 | C |
| MR-AP-MW-10 | 10/19/2020 12:16 | Turbidity | 0.66 | NTU |

# Alabama Power Company
# Plant Miller Ash Pond

| WELL ID | READING TIME | DESCRIPTION | VALUE | UNIT |
|---|---|---|---|---|
| MR-AP-MW-12 | 10/19/2020 13:19 | Conductivity | 3137.58 | uS/cm |
| MR-AP-MW-12 | 10/19/2020 13:19 | DO | 0.78 | mg/L |
| MR-AP-MW-12 | 10/19/2020 13:19 | Depth to Water Detail | 91.15 | ft |
| MR-AP-MW-12 | 10/19/2020 13:19 | Oxidation Reduction Potention | 32.04 | mv |
| MR-AP-MW-12 | 10/19/2020 13:19 | pH | 6.44 | pH |
| MR-AP-MW-12 | 10/19/2020 13:19 | Temperature | 21.47 | C |
| MR-AP-MW-12 | 10/19/2020 13:19 | Turbidity | 11.2 | NTU |
| MR-AP-MW-12 | 10/19/2020 13:24 | Conductivity | 2898.97 | uS/cm |
| MR-AP-MW-12 | 10/19/2020 13:24 | DO | 0.58 | mg/L |
| MR-AP-MW-12 | 10/19/2020 13:24 | Depth to Water Detail | 91.81 | ft |
| MR-AP-MW-12 | 10/19/2020 13:24 | Oxidation Reduction Potention | 29.95 | mv |
| MR-AP-MW-12 | 10/19/2020 13:24 | pH | 6.48 | pH |
| MR-AP-MW-12 | 10/19/2020 13:24 | Temperature | 21.3 | C |
| MR-AP-MW-12 | 10/19/2020 13:24 | Turbidity | 7.04 | NTU |
| MR-AP-MW-12 | 10/19/2020 13:29 | Conductivity | 2943.72 | uS/cm |
| MR-AP-MW-12 | 10/19/2020 13:29 | DO | 0.55 | mg/L |
| MR-AP-MW-12 | 10/19/2020 13:29 | Depth to Water Detail | 92.3 | ft |
| MR-AP-MW-12 | 10/19/2020 13:29 | Oxidation Reduction Potention | 24.62 | mv |
| MR-AP-MW-12 | 10/19/2020 13:29 | pH | 6.5 | pH |
| MR-AP-MW-12 | 10/19/2020 13:29 | Temperature | 21.44 | C |
| MR-AP-MW-12 | 10/19/2020 13:29 | Turbidity | 2.91 | NTU |
| MR-AP-MW-12 | 10/19/2020 13:34 | Conductivity | 3028.58 | uS/cm |
| MR-AP-MW-12 | 10/19/2020 13:34 | DO | 0.5 | mg/L |
| MR-AP-MW-12 | 10/19/2020 13:34 | Depth to Water Detail | 92.62 | ft |
| MR-AP-MW-12 | 10/19/2020 13:34 | Oxidation Reduction Potention | 20.28 | mv |
| MR-AP-MW-12 | 10/19/2020 13:34 | pH | 6.51 | pH |
| MR-AP-MW-12 | 10/19/2020 13:34 | Temperature | 21.42 | C |
| MR-AP-MW-12 | 10/19/2020 13:34 | Turbidity | 1.35 | NTU |
| MR-AP-MW-12 | 10/19/2020 13:39 | Conductivity | 3113.35 | uS/cm |
| MR-AP-MW-12 | 10/19/2020 13:39 | DO | 0.49 | mg/L |
| MR-AP-MW-12 | 10/19/2020 13:39 | Depth to Water Detail | 92.89 | ft |
| MR-AP-MW-12 | 10/19/2020 13:39 | Oxidation Reduction Potention | 17.83 | mv |
| MR-AP-MW-12 | 10/19/2020 13:39 | pH | 6.51 | pH |
| MR-AP-MW-12 | 10/19/2020 13:39 | Temperature | 21.08 | C |
| MR-AP-MW-12 | 10/19/2020 13:39 | Turbidity | 1.42 | NTU |
| MR-AP-MW-12 | 10/19/2020 13:44 | Conductivity | 3171.32 | uS/cm |
| MR-AP-MW-12 | 10/19/2020 13:44 | DO | 0.48 | mg/L |
| MR-AP-MW-12 | 10/19/2020 13:44 | Depth to Water Detail | 93.06 | ft |
| MR-AP-MW-12 | 10/19/2020 13:44 | Oxidation Reduction Potention | 16.1 | mv |
| MR-AP-MW-12 | 10/19/2020 13:44 | pH | 6.5 | pH |
| MR-AP-MW-12 | 10/19/2020 13:44 | Temperature | 21.23 | C |
| MR-AP-MW-12 | 10/19/2020 13:44 | Turbidity | 1.32 | NTU |
| MR-AP-MW-12 | 10/19/2020 13:49 | Conductivity | 3211.92 | uS/cm |
| MR-AP-MW-12 | 10/19/2020 13:49 | DO | 0.47 | mg/L |

# Alabama Power Company
# Plant Miller Ash Pond

| WELL ID | READING TIME | DESCRIPTION | VALUE | UNIT |
|---|---|---|---|---|
| MR-AP-MW-12 | 10/19/2020 13:49 | Depth to Water Detail | 93.08 | ft |
| MR-AP-MW-12 | 10/19/2020 13:49 | Oxidation Reduction Potention | 15.45 | mv |
| MR-AP-MW-12 | 10/19/2020 13:49 | pH | 6.5 | pH |
| MR-AP-MW-12 | 10/19/2020 13:49 | Temperature | 21.18 | C |
| MR-AP-MW-12 | 10/19/2020 13:49 | Turbidity | 1.22 | NTU |

# Alabama Power Company
# Plant Miller Ash Pond

| WELL ID | READING TIME | DESCRIPTION | VALUE | UNIT |
|---|---|---|---|---|
| MR-AP-MW-13DR | 10/20/2020 12:45 | Conductivity | 493.29 | uS/cm |
| MR-AP-MW-13DR | 10/20/2020 12:45 | DO | 0.28 | mg/L |
| MR-AP-MW-13DR | 10/20/2020 12:45 | Depth to Water Detail | 81.59 | ft |
| MR-AP-MW-13DR | 10/20/2020 12:45 | Oxidation Reduction Potention | 102.76 | mv |
| MR-AP-MW-13DR | 10/20/2020 12:45 | pH | 6.53 | pH |
| MR-AP-MW-13DR | 10/20/2020 12:45 | Temperature | 18.06 | C |
| MR-AP-MW-13DR | 10/20/2020 12:45 | Turbidity | 12.5 | NTU |
| MR-AP-MW-13DR | 10/20/2020 12:50 | Conductivity | 489.07 | uS/cm |
| MR-AP-MW-13DR | 10/20/2020 12:50 | DO | 0.23 | mg/L |
| MR-AP-MW-13DR | 10/20/2020 12:50 | Depth to Water Detail | 84.15 | ft |
| MR-AP-MW-13DR | 10/20/2020 12:50 | Oxidation Reduction Potention | 93.64 | mv |
| MR-AP-MW-13DR | 10/20/2020 12:50 | pH | 6.48 | pH |
| MR-AP-MW-13DR | 10/20/2020 12:50 | Temperature | 18.04 | C |
| MR-AP-MW-13DR | 10/20/2020 12:50 | Turbidity | 12.85 | NTU |
| MR-AP-MW-13DR | 10/20/2020 12:55 | Conductivity | 491.18 | uS/cm |
| MR-AP-MW-13DR | 10/20/2020 12:55 | DO | 0.25 | mg/L |
| MR-AP-MW-13DR | 10/20/2020 12:55 | Depth to Water Detail | 86.34 | ft |
| MR-AP-MW-13DR | 10/20/2020 12:55 | Oxidation Reduction Potention | 80.12 | mv |
| MR-AP-MW-13DR | 10/20/2020 12:55 | pH | 6.44 | pH |
| MR-AP-MW-13DR | 10/20/2020 12:55 | Temperature | 17.78 | C |
| MR-AP-MW-13DR | 10/20/2020 12:55 | Turbidity | 10.3 | NTU |
| MR-AP-MW-13DR | 10/20/2020 13:00 | Conductivity | 492.14 | uS/cm |
| MR-AP-MW-13DR | 10/20/2020 13:00 | DO | 0.26 | mg/L |
| MR-AP-MW-13DR | 10/20/2020 13:00 | Depth to Water Detail | 89.03 | ft |
| MR-AP-MW-13DR | 10/20/2020 13:00 | Oxidation Reduction Potention | 61.3 | mv |
| MR-AP-MW-13DR | 10/20/2020 13:00 | pH | 6.47 | pH |
| MR-AP-MW-13DR | 10/20/2020 13:00 | Temperature | 17.83 | C |
| MR-AP-MW-13DR | 10/20/2020 13:00 | Turbidity | 7.8 | NTU |
| MR-AP-MW-13DR | 10/20/2020 13:05 | Conductivity | 496.41 | uS/cm |
| MR-AP-MW-13DR | 10/20/2020 13:05 | DO | 0.32 | mg/L |
| MR-AP-MW-13DR | 10/20/2020 13:05 | Depth to Water Detail | 92.17 | ft |
| MR-AP-MW-13DR | 10/20/2020 13:05 | Oxidation Reduction Potention | 41.65 | mv |
| MR-AP-MW-13DR | 10/20/2020 13:05 | pH | 6.5 | pH |
| MR-AP-MW-13DR | 10/20/2020 13:05 | Temperature | 17.92 | C |
| MR-AP-MW-13DR | 10/20/2020 13:05 | Turbidity | 5.84 | NTU |
| MR-AP-MW-13DR | 10/20/2020 13:10 | Conductivity | 497.46 | uS/cm |
| MR-AP-MW-13DR | 10/20/2020 13:10 | DO | 0.34 | mg/L |
| MR-AP-MW-13DR | 10/20/2020 13:10 | Depth to Water Detail | 94.59 | ft |
| MR-AP-MW-13DR | 10/20/2020 13:10 | Oxidation Reduction Potention | 22.46 | mv |
| MR-AP-MW-13DR | 10/20/2020 13:10 | pH | 6.55 | pH |
| MR-AP-MW-13DR | 10/20/2020 13:10 | Temperature | 17.96 | C |
| MR-AP-MW-13DR | 10/20/2020 13:10 | Turbidity | 5.51 | NTU |
| MR-AP-MW-13DR | 10/20/2020 13:15 | Conductivity | 498.97 | uS/cm |
| MR-AP-MW-13DR | 10/20/2020 13:15 | DO | 0.41 | mg/L |

# Alabama Power Company
# Plant Miller Ash Pond

| WELL ID | READING TIME | DESCRIPTION | VALUE | UNIT |
|---|---|---|---|---|
| MR-AP-MW-13DR | 10/20/2020 13:15 | Depth to Water Detail | 96.88 | ft |
| MR-AP-MW-13DR | 10/20/2020 13:15 | Oxidation Reduction Potention | 5.06 | mv |
| MR-AP-MW-13DR | 10/20/2020 13:15 | pH | 6.61 | pH |
| MR-AP-MW-13DR | 10/20/2020 13:15 | Temperature | 18.01 | C |
| MR-AP-MW-13DR | 10/20/2020 13:15 | Turbidity | 3.68 | NTU |
| MR-AP-MW-13DR | 10/20/2020 13:20 | Conductivity | 500.82 | uS/cm |
| MR-AP-MW-13DR | 10/20/2020 13:20 | DO | 0.47 | mg/L |
| MR-AP-MW-13DR | 10/20/2020 13:20 | Depth to Water Detail | 99.62 | ft |
| MR-AP-MW-13DR | 10/20/2020 13:20 | Oxidation Reduction Potention | -7.45 | mv |
| MR-AP-MW-13DR | 10/20/2020 13:20 | pH | 6.65 | pH |
| MR-AP-MW-13DR | 10/20/2020 13:20 | Temperature | 17.97 | C |
| MR-AP-MW-13DR | 10/20/2020 13:20 | Turbidity | 3.15 | NTU |
| MR-AP-MW-13DR | 10/20/2020 13:25 | Conductivity | 504.93 | uS/cm |
| MR-AP-MW-13DR | 10/20/2020 13:25 | DO | 0.52 | mg/L |
| MR-AP-MW-13DR | 10/20/2020 13:25 | Depth to Water Detail | 101.72 | ft |
| MR-AP-MW-13DR | 10/20/2020 13:25 | Oxidation Reduction Potention | -17.56 | mv |
| MR-AP-MW-13DR | 10/20/2020 13:25 | pH | 6.68 | pH |
| MR-AP-MW-13DR | 10/20/2020 13:25 | Temperature | 17.84 | C |
| MR-AP-MW-13DR | 10/20/2020 13:25 | Turbidity | 2.85 | NTU |
| MR-AP-MW-13DR | 10/20/2020 13:30 | Conductivity | 507.76 | uS/cm |
| MR-AP-MW-13DR | 10/20/2020 13:30 | DO | 0.87 | mg/L |
| MR-AP-MW-13DR | 10/20/2020 13:30 | Depth to Water Detail | 102.08 | ft |
| MR-AP-MW-13DR | 10/20/2020 13:30 | Oxidation Reduction Potention | -24.65 | mv |
| MR-AP-MW-13DR | 10/20/2020 13:30 | pH | 6.72 | pH |
| MR-AP-MW-13DR | 10/20/2020 13:30 | Temperature | 20.44 | C |
| MR-AP-MW-13DR | 10/20/2020 13:30 | Turbidity | 2.89 | NTU |
| MR-AP-MW-13DR | 10/20/2020 13:35 | Conductivity | 500.79 | uS/cm |
| MR-AP-MW-13DR | 10/20/2020 13:35 | DO | 0.82 | mg/L |
| MR-AP-MW-13DR | 10/20/2020 13:35 | Depth to Water Detail | 102.18 | ft |
| MR-AP-MW-13DR | 10/20/2020 13:35 | Oxidation Reduction Potention | -68.13 | mv |
| MR-AP-MW-13DR | 10/20/2020 13:35 | pH | 6.78 | pH |
| MR-AP-MW-13DR | 10/20/2020 13:35 | Temperature | 20.71 | C |
| MR-AP-MW-13DR | 10/20/2020 13:35 | Turbidity | 2.77 | NTU |
| MR-AP-MW-13DR | 10/20/2020 13:40 | Conductivity | 495.17 | uS/cm |
| MR-AP-MW-13DR | 10/20/2020 13:40 | DO | 0.77 | mg/L |
| MR-AP-MW-13DR | 10/20/2020 13:40 | Depth to Water Detail | 102.32 | ft |
| MR-AP-MW-13DR | 10/20/2020 13:40 | Oxidation Reduction Potention | -92.44 | mv |
| MR-AP-MW-13DR | 10/20/2020 13:40 | pH | 6.81 | pH |
| MR-AP-MW-13DR | 10/20/2020 13:40 | Temperature | 20.61 | C |
| MR-AP-MW-13DR | 10/20/2020 13:40 | Turbidity | 2.4 | NTU |
| MR-AP-MW-13DR | 10/20/2020 13:45 | Conductivity | 486.82 | uS/cm |
| MR-AP-MW-13DR | 10/20/2020 13:45 | DO | 0.76 | mg/L |
| MR-AP-MW-13DR | 10/20/2020 13:45 | Depth to Water Detail | 102.45 | ft |
| MR-AP-MW-13DR | 10/20/2020 13:45 | Oxidation Reduction Potention | -101.5 | mv |

# Alabama Power Company
# Plant Miller Ash Pond

| WELL ID | READING TIME | DESCRIPTION | VALUE | UNIT |
|---|---|---|---|---|
| MR-AP-MW-13DR | 10/20/2020 13:45 | pH | 6.81 | pH |
| MR-AP-MW-13DR | 10/20/2020 13:45 | Temperature | 20.72 | C |
| MR-AP-MW-13DR | 10/20/2020 13:45 | Turbidity | 2.26 | NTU |

# Alabama Power Company
# Plant Miller Ash Pond

| WELL ID | READING TIME | DESCRIPTION | VALUE | UNIT |
|---|---|---|---|---|
| MR-AP-MW-13SR | 10/20/2020 10:05 | Conductivity | 827.93 | uS/cm |
| MR-AP-MW-13SR | 10/20/2020 10:05 | DO | 0.65 | mg/L |
| MR-AP-MW-13SR | 10/20/2020 10:05 | Depth to Water Detail | 35.86 | ft |
| MR-AP-MW-13SR | 10/20/2020 10:05 | Oxidation Reduction Potention | 39.86 | mv |
| MR-AP-MW-13SR | 10/20/2020 10:05 | pH | 6.25 | pH |
| MR-AP-MW-13SR | 10/20/2020 10:05 | Temperature | 18.68 | C |
| MR-AP-MW-13SR | 10/20/2020 10:05 | Turbidity | 84 | NTU |
| MR-AP-MW-13SR | 10/20/2020 10:10 | Conductivity | 831.86 | uS/cm |
| MR-AP-MW-13SR | 10/20/2020 10:10 | DO | 0.49 | mg/L |
| MR-AP-MW-13SR | 10/20/2020 10:10 | Depth to Water Detail | 36.16 | ft |
| MR-AP-MW-13SR | 10/20/2020 10:10 | Oxidation Reduction Potention | 41.46 | mv |
| MR-AP-MW-13SR | 10/20/2020 10:10 | pH | 6.26 | pH |
| MR-AP-MW-13SR | 10/20/2020 10:10 | Temperature | 18.77 | C |
| MR-AP-MW-13SR | 10/20/2020 10:10 | Turbidity | 78.2 | NTU |
| MR-AP-MW-13SR | 10/20/2020 10:15 | Conductivity | 836.96 | uS/cm |
| MR-AP-MW-13SR | 10/20/2020 10:15 | DO | 0.47 | mg/L |
| MR-AP-MW-13SR | 10/20/2020 10:15 | Depth to Water Detail | 36.55 | ft |
| MR-AP-MW-13SR | 10/20/2020 10:15 | Oxidation Reduction Potention | 44.73 | mv |
| MR-AP-MW-13SR | 10/20/2020 10:15 | pH | 6.26 | pH |
| MR-AP-MW-13SR | 10/20/2020 10:15 | Temperature | 18.74 | C |
| MR-AP-MW-13SR | 10/20/2020 10:15 | Turbidity | 51.8 | NTU |
| MR-AP-MW-13SR | 10/20/2020 10:20 | Conductivity | 838.76 | uS/cm |
| MR-AP-MW-13SR | 10/20/2020 10:20 | DO | 0.42 | mg/L |
| MR-AP-MW-13SR | 10/20/2020 10:20 | Depth to Water Detail | 36.94 | ft |
| MR-AP-MW-13SR | 10/20/2020 10:20 | Oxidation Reduction Potention | 48.32 | mv |
| MR-AP-MW-13SR | 10/20/2020 10:20 | pH | 6.26 | pH |
| MR-AP-MW-13SR | 10/20/2020 10:20 | Temperature | 18.92 | C |
| MR-AP-MW-13SR | 10/20/2020 10:20 | Turbidity | 39.7 | NTU |
| MR-AP-MW-13SR | 10/20/2020 10:25 | Conductivity | 838.95 | uS/cm |
| MR-AP-MW-13SR | 10/20/2020 10:25 | DO | 0.42 | mg/L |
| MR-AP-MW-13SR | 10/20/2020 10:25 | Depth to Water Detail | 37.23 | ft |
| MR-AP-MW-13SR | 10/20/2020 10:25 | Oxidation Reduction Potention | 52.88 | mv |
| MR-AP-MW-13SR | 10/20/2020 10:25 | pH | 6.26 | pH |
| MR-AP-MW-13SR | 10/20/2020 10:25 | Temperature | 18.93 | C |
| MR-AP-MW-13SR | 10/20/2020 10:25 | Turbidity | 32.8 | NTU |
| MR-AP-MW-13SR | 10/20/2020 10:30 | Conductivity | 835.46 | uS/cm |
| MR-AP-MW-13SR | 10/20/2020 10:30 | DO | 0.45 | mg/L |
| MR-AP-MW-13SR | 10/20/2020 10:30 | Depth to Water Detail | 37.55 | ft |
| MR-AP-MW-13SR | 10/20/2020 10:30 | Oxidation Reduction Potention | 58.06 | mv |
| MR-AP-MW-13SR | 10/20/2020 10:30 | pH | 6.25 | pH |
| MR-AP-MW-13SR | 10/20/2020 10:30 | Temperature | 19.12 | C |
| MR-AP-MW-13SR | 10/20/2020 10:30 | Turbidity | 26.9 | NTU |
| MR-AP-MW-13SR | 10/20/2020 10:35 | Conductivity | 830.34 | uS/cm |
| MR-AP-MW-13SR | 10/20/2020 10:35 | DO | 0.7 | mg/L |

# Alabama Power Company
# Plant Miller Ash Pond

| WELL ID | READING TIME | DESCRIPTION | VALUE | UNIT |
|---|---|---|---|---|
| MR-AP-MW-13SR | 10/20/2020 10:35 | Depth to Water Detail | 37.82 | ft |
| MR-AP-MW-13SR | 10/20/2020 10:35 | Oxidation Reduction Potention | 74.87 | mv |
| MR-AP-MW-13SR | 10/20/2020 10:35 | pH | 6.23 | pH |
| MR-AP-MW-13SR | 10/20/2020 10:35 | Temperature | 19.32 | C |
| MR-AP-MW-13SR | 10/20/2020 10:35 | Turbidity | 19.7 | NTU |
| MR-AP-MW-13SR | 10/20/2020 10:40 | Conductivity | 826.07 | uS/cm |
| MR-AP-MW-13SR | 10/20/2020 10:40 | DO | 1.13 | mg/L |
| MR-AP-MW-13SR | 10/20/2020 10:40 | Depth to Water Detail | 38.13 | ft |
| MR-AP-MW-13SR | 10/20/2020 10:40 | Oxidation Reduction Potention | 103.06 | mv |
| MR-AP-MW-13SR | 10/20/2020 10:40 | pH | 6.2 | pH |
| MR-AP-MW-13SR | 10/20/2020 10:40 | Temperature | 19.4 | C |
| MR-AP-MW-13SR | 10/20/2020 10:40 | Turbidity | 11.6 | NTU |
| MR-AP-MW-13SR | 10/20/2020 10:45 | Conductivity | 829.94 | uS/cm |
| MR-AP-MW-13SR | 10/20/2020 10:45 | DO | 1.22 | mg/L |
| MR-AP-MW-13SR | 10/20/2020 10:45 | Depth to Water Detail | 38.43 | ft |
| MR-AP-MW-13SR | 10/20/2020 10:45 | Oxidation Reduction Potention | 115.25 | mv |
| MR-AP-MW-13SR | 10/20/2020 10:45 | pH | 6.21 | pH |
| MR-AP-MW-13SR | 10/20/2020 10:45 | Temperature | 19.27 | C |
| MR-AP-MW-13SR | 10/20/2020 10:45 | Turbidity | 10.72 | NTU |
| MR-AP-MW-13SR | 10/20/2020 10:50 | Conductivity | 840.36 | uS/cm |
| MR-AP-MW-13SR | 10/20/2020 10:50 | DO | 1.26 | mg/L |
| MR-AP-MW-13SR | 10/20/2020 10:50 | Depth to Water Detail | 38.55 | ft |
| MR-AP-MW-13SR | 10/20/2020 10:50 | Oxidation Reduction Potention | 112.92 | mv |
| MR-AP-MW-13SR | 10/20/2020 10:50 | pH | 6.23 | pH |
| MR-AP-MW-13SR | 10/20/2020 10:50 | Temperature | 19.08 | C |
| MR-AP-MW-13SR | 10/20/2020 10:50 | Turbidity | 10.22 | NTU |
| MR-AP-MW-13SR | 10/20/2020 10:55 | Conductivity | 842.45 | uS/cm |
| MR-AP-MW-13SR | 10/20/2020 10:55 | DO | 1.22 | mg/L |
| MR-AP-MW-13SR | 10/20/2020 10:55 | Depth to Water Detail | 38.81 | ft |
| MR-AP-MW-13SR | 10/20/2020 10:55 | Oxidation Reduction Potention | 110.18 | mv |
| MR-AP-MW-13SR | 10/20/2020 10:55 | pH | 6.23 | pH |
| MR-AP-MW-13SR | 10/20/2020 10:55 | Temperature | 19.04 | C |
| MR-AP-MW-13SR | 10/20/2020 10:55 | Turbidity | 9.97 | NTU |
| MR-AP-MW-13SR | 10/20/2020 11:00 | Conductivity | 851.49 | uS/cm |
| MR-AP-MW-13SR | 10/20/2020 11:00 | DO | 1.2 | mg/L |
| MR-AP-MW-13SR | 10/20/2020 11:00 | Depth to Water Detail | 39.05 | ft |
| MR-AP-MW-13SR | 10/20/2020 11:00 | Oxidation Reduction Potention | 110.01 | mv |
| MR-AP-MW-13SR | 10/20/2020 11:00 | pH | 6.24 | pH |
| MR-AP-MW-13SR | 10/20/2020 11:00 | Temperature | 19.12 | C |
| MR-AP-MW-13SR | 10/20/2020 11:00 | Turbidity | 9.42 | NTU |
| MR-AP-MW-13SR | 10/20/2020 11:05 | Conductivity | 857.59 | uS/cm |
| MR-AP-MW-13SR | 10/20/2020 11:05 | DO | 1.19 | mg/L |
| MR-AP-MW-13SR | 10/20/2020 11:05 | Depth to Water Detail | 39.26 | ft |
| MR-AP-MW-13SR | 10/20/2020 11:05 | Oxidation Reduction Potention | 108.38 | mv |

# Alabama Power Company
# Plant Miller Ash Pond

| WELL ID | READING TIME | DESCRIPTION | VALUE | UNIT |
|---|---|---|---|---|
| MR-AP-MW-13SR | 10/20/2020 11:05 | pH | 6.25 | pH |
| MR-AP-MW-13SR | 10/20/2020 11:05 | Temperature | 19.08 | C |
| MR-AP-MW-13SR | 10/20/2020 11:05 | Turbidity | 9.48 | NTU |
| MR-AP-MW-13SR | 10/20/2020 11:10 | Conductivity | 861.14 | uS/cm |
| MR-AP-MW-13SR | 10/20/2020 11:10 | DO | 1.16 | mg/L |
| MR-AP-MW-13SR | 10/20/2020 11:10 | Depth to Water Detail | 39.49 | ft |
| MR-AP-MW-13SR | 10/20/2020 11:10 | Oxidation Reduction Potention | 106.96 | mv |
| MR-AP-MW-13SR | 10/20/2020 11:10 | pH | 6.25 | pH |
| MR-AP-MW-13SR | 10/20/2020 11:10 | Temperature | 19.28 | C |
| MR-AP-MW-13SR | 10/20/2020 11:10 | Turbidity | 8.96 | NTU |
| MR-AP-MW-13SR | 10/20/2020 11:15 | Conductivity | 866.76 | uS/cm |
| MR-AP-MW-13SR | 10/20/2020 11:15 | DO | 1.15 | mg/L |
| MR-AP-MW-13SR | 10/20/2020 11:15 | Depth to Water Detail | 39.64 | ft |
| MR-AP-MW-13SR | 10/20/2020 11:15 | Oxidation Reduction Potention | 104.25 | mv |
| MR-AP-MW-13SR | 10/20/2020 11:15 | pH | 6.27 | pH |
| MR-AP-MW-13SR | 10/20/2020 11:15 | Temperature | 19.72 | C |
| MR-AP-MW-13SR | 10/20/2020 11:15 | Turbidity | 8.35 | NTU |
| MR-AP-MW-13SR | 10/20/2020 11:20 | Conductivity | 869.6 | uS/cm |
| MR-AP-MW-13SR | 10/20/2020 11:20 | DO | 1.16 | mg/L |
| MR-AP-MW-13SR | 10/20/2020 11:20 | Depth to Water Detail | 39.8 | ft |
| MR-AP-MW-13SR | 10/20/2020 11:20 | Oxidation Reduction Potention | 104.06 | mv |
| MR-AP-MW-13SR | 10/20/2020 11:20 | pH | 6.27 | pH |
| MR-AP-MW-13SR | 10/20/2020 11:20 | Temperature | 19.73 | C |
| MR-AP-MW-13SR | 10/20/2020 11:20 | Turbidity | 8.09 | NTU |
| MR-AP-MW-13SR | 10/20/2020 11:25 | Conductivity | 874.39 | uS/cm |
| MR-AP-MW-13SR | 10/20/2020 11:25 | DO | 1.12 | mg/L |
| MR-AP-MW-13SR | 10/20/2020 11:25 | Depth to Water Detail | 39.97 | ft |
| MR-AP-MW-13SR | 10/20/2020 11:25 | Oxidation Reduction Potention | 102.53 | mv |
| MR-AP-MW-13SR | 10/20/2020 11:25 | pH | 6.28 | pH |
| MR-AP-MW-13SR | 10/20/2020 11:25 | Temperature | 19.98 | C |
| MR-AP-MW-13SR | 10/20/2020 11:25 | Turbidity | 7.73 | NTU |
| MR-AP-MW-13SR | 10/20/2020 11:30 | Conductivity | 877.04 | uS/cm |
| MR-AP-MW-13SR | 10/20/2020 11:30 | DO | 1.12 | mg/L |
| MR-AP-MW-13SR | 10/20/2020 11:30 | Depth to Water Detail | 40.12 | ft |
| MR-AP-MW-13SR | 10/20/2020 11:30 | Oxidation Reduction Potention | 94.65 | mv |
| MR-AP-MW-13SR | 10/20/2020 11:30 | pH | 6.28 | pH |
| MR-AP-MW-13SR | 10/20/2020 11:30 | Temperature | 20.27 | C |
| MR-AP-MW-13SR | 10/20/2020 11:30 | Turbidity | 7.71 | NTU |
| MR-AP-MW-13SR | 10/20/2020 11:35 | Conductivity | 878.93 | uS/cm |
| MR-AP-MW-13SR | 10/20/2020 11:35 | DO | 1.11 | mg/L |
| MR-AP-MW-13SR | 10/20/2020 11:35 | Depth to Water Detail | 40.24 | ft |
| MR-AP-MW-13SR | 10/20/2020 11:35 | Oxidation Reduction Potention | 96.5 | mv |
| MR-AP-MW-13SR | 10/20/2020 11:35 | pH | 6.28 | pH |
| MR-AP-MW-13SR | 10/20/2020 11:35 | Temperature | 20.04 | C |

# Alabama Power Company
# Plant Miller Ash Pond

| WELL ID | READING TIME | DESCRIPTION | VALUE | UNIT |
|---|---|---|---|---|
| MR-AP-MW-13SR | 10/20/2020 11:35 | Turbidity | 7.6 | NTU |

# Alabama Power Company
# Plant Miller Ash Pond

| WELL ID | READING TIME | DESCRIPTION | VALUE | UNIT |
|---|---|---|---|---|
| MR-AP-MW-14R | 10/20/2020 9:00 | Conductivity | 330.88 | uS/cm |
| MR-AP-MW-14R | 10/20/2020 9:00 | DO | 0.16 | mg/L |
| MR-AP-MW-14R | 10/20/2020 9:00 | Depth to Water Detail | 18.02 | ft |
| MR-AP-MW-14R | 10/20/2020 9:00 | Oxidation Reduction Potention | 2.97 | mv |
| MR-AP-MW-14R | 10/20/2020 9:00 | pH | 6.48 | pH |
| MR-AP-MW-14R | 10/20/2020 9:00 | Temperature | 17.63 | C |
| MR-AP-MW-14R | 10/20/2020 9:00 | Turbidity | 10.75 | NTU |
| MR-AP-MW-14R | 10/20/2020 9:05 | Conductivity | 330.64 | uS/cm |
| MR-AP-MW-14R | 10/20/2020 9:05 | DO | 0.13 | mg/L |
| MR-AP-MW-14R | 10/20/2020 9:05 | Depth to Water Detail | 18.08 | ft |
| MR-AP-MW-14R | 10/20/2020 9:05 | Oxidation Reduction Potention | -2.79 | mv |
| MR-AP-MW-14R | 10/20/2020 9:05 | pH | 6.48 | pH |
| MR-AP-MW-14R | 10/20/2020 9:05 | Temperature | 17.61 | C |
| MR-AP-MW-14R | 10/20/2020 9:05 | Turbidity | 6.47 | NTU |
| MR-AP-MW-14R | 10/20/2020 9:10 | Conductivity | 331.72 | uS/cm |
| MR-AP-MW-14R | 10/20/2020 9:10 | DO | 0.11 | mg/L |
| MR-AP-MW-14R | 10/20/2020 9:10 | Depth to Water Detail | 18.13 | ft |
| MR-AP-MW-14R | 10/20/2020 9:10 | Oxidation Reduction Potention | -4.51 | mv |
| MR-AP-MW-14R | 10/20/2020 9:10 | pH | 6.47 | pH |
| MR-AP-MW-14R | 10/20/2020 9:10 | Temperature | 17.6 | C |
| MR-AP-MW-14R | 10/20/2020 9:10 | Turbidity | 5.15 | NTU |
| MR-AP-MW-14R | 10/20/2020 9:15 | Conductivity | 328.77 | uS/cm |
| MR-AP-MW-14R | 10/20/2020 9:15 | DO | 0.11 | mg/L |
| MR-AP-MW-14R | 10/20/2020 9:15 | Depth to Water Detail | 18.17 | ft |
| MR-AP-MW-14R | 10/20/2020 9:15 | Oxidation Reduction Potention | -5.7 | mv |
| MR-AP-MW-14R | 10/20/2020 9:15 | pH | 6.46 | pH |
| MR-AP-MW-14R | 10/20/2020 9:15 | Temperature | 17.61 | C |
| MR-AP-MW-14R | 10/20/2020 9:15 | Turbidity | 4.04 | NTU |

# Alabama Power Company
# Plant Miller Ash Pond

| WELL ID | READING TIME | DESCRIPTION | VALUE | UNIT |
|---|---|---|---|---|
| MR-AP-MW-28H | 10/19/2020 14:39 | Conductivity | 680.21 | uS/cm |
| MR-AP-MW-28H | 10/19/2020 14:39 | DO | 1.18 | mg/L |
| MR-AP-MW-28H | 10/19/2020 14:39 | Depth to Water Detail | 81.32 | ft |
| MR-AP-MW-28H | 10/19/2020 14:39 | Oxidation Reduction Potention | -23.62 | mv |
| MR-AP-MW-28H | 10/19/2020 14:39 | pH | 6.77 | pH |
| MR-AP-MW-28H | 10/19/2020 14:39 | Temperature | 21.47 | C |
| MR-AP-MW-28H | 10/19/2020 14:39 | Turbidity | 5.2 | NTU |
| MR-AP-MW-28H | 10/19/2020 14:44 | Conductivity | 692.5 | uS/cm |
| MR-AP-MW-28H | 10/19/2020 14:44 | DO | 0.69 | mg/L |
| MR-AP-MW-28H | 10/19/2020 14:44 | Depth to Water Detail | 82.02 | ft |
| MR-AP-MW-28H | 10/19/2020 14:44 | Oxidation Reduction Potention | -24.43 | mv |
| MR-AP-MW-28H | 10/19/2020 14:44 | pH | 6.76 | pH |
| MR-AP-MW-28H | 10/19/2020 14:44 | Temperature | 21.09 | C |
| MR-AP-MW-28H | 10/19/2020 14:44 | Turbidity | 4.24 | NTU |
| MR-AP-MW-28H | 10/19/2020 14:49 | Conductivity | 695.23 | uS/cm |
| MR-AP-MW-28H | 10/19/2020 14:49 | DO | 0.56 | mg/L |
| MR-AP-MW-28H | 10/19/2020 14:49 | Depth to Water Detail | 82.54 | ft |
| MR-AP-MW-28H | 10/19/2020 14:49 | Oxidation Reduction Potention | -25.47 | mv |
| MR-AP-MW-28H | 10/19/2020 14:49 | pH | 6.77 | pH |
| MR-AP-MW-28H | 10/19/2020 14:49 | Temperature | 20.89 | C |
| MR-AP-MW-28H | 10/19/2020 14:49 | Turbidity | 2.76 | NTU |
| MR-AP-MW-28H | 10/19/2020 14:54 | Conductivity | 696.06 | uS/cm |
| MR-AP-MW-28H | 10/19/2020 14:54 | DO | 0.49 | mg/L |
| MR-AP-MW-28H | 10/19/2020 14:54 | Depth to Water Detail | 83.2 | ft |
| MR-AP-MW-28H | 10/19/2020 14:54 | Oxidation Reduction Potention | -26.3 | mv |
| MR-AP-MW-28H | 10/19/2020 14:54 | pH | 6.78 | pH |
| MR-AP-MW-28H | 10/19/2020 14:54 | Temperature | 21.06 | C |
| MR-AP-MW-28H | 10/19/2020 14:54 | Turbidity | 1.73 | NTU |
| MR-AP-MW-28H | 10/19/2020 14:59 | Conductivity | 696.06 | uS/cm |
| MR-AP-MW-28H | 10/19/2020 14:59 | DO | 0.46 | mg/L |
| MR-AP-MW-28H | 10/19/2020 14:59 | Depth to Water Detail | 83.68 | ft |
| MR-AP-MW-28H | 10/19/2020 14:59 | Oxidation Reduction Potention | -27.26 | mv |
| MR-AP-MW-28H | 10/19/2020 14:59 | pH | 6.78 | pH |
| MR-AP-MW-28H | 10/19/2020 14:59 | Temperature | 21.12 | C |
| MR-AP-MW-28H | 10/19/2020 14:59 | Turbidity | 1.75 | NTU |
| MR-AP-MW-28H | 10/19/2020 15:04 | Conductivity | 697.53 | uS/cm |
| MR-AP-MW-28H | 10/19/2020 15:04 | DO | 0.44 | mg/L |
| MR-AP-MW-28H | 10/19/2020 15:04 | Depth to Water Detail | 84.12 | ft |
| MR-AP-MW-28H | 10/19/2020 15:04 | Oxidation Reduction Potention | -27.48 | mv |
| MR-AP-MW-28H | 10/19/2020 15:04 | pH | 6.79 | pH |
| MR-AP-MW-28H | 10/19/2020 15:04 | Temperature | 21.05 | C |
| MR-AP-MW-28H | 10/19/2020 15:04 | Turbidity | 1.8 | NTU |
| MR-AP-MW-28H | 10/19/2020 15:09 | Conductivity | 696.79 | uS/cm |
| MR-AP-MW-28H | 10/19/2020 15:09 | DO | 0.43 | mg/L |

# Alabama Power Company
# Plant Miller Ash Pond

| WELL ID | READING TIME | DESCRIPTION | VALUE | UNIT |
|---|---|---|---|---|
| MR-AP-MW-28H | 10/19/2020 15:09 | Depth to Water Detail | 84.56 | ft |
| MR-AP-MW-28H | 10/19/2020 15:09 | Oxidation Reduction Potention | -27.22 | mv |
| MR-AP-MW-28H | 10/19/2020 15:09 | pH | 6.78 | pH |
| MR-AP-MW-28H | 10/19/2020 15:09 | Temperature | 20.9 | C |
| MR-AP-MW-28H | 10/19/2020 15:09 | Turbidity | 1.49 | NTU |
| MR-AP-MW-28H | 10/19/2020 15:14 | Conductivity | 697.27 | uS/cm |
| MR-AP-MW-28H | 10/19/2020 15:14 | DO | 0.43 | mg/L |
| MR-AP-MW-28H | 10/19/2020 15:14 | Depth to Water Detail | 84.97 | ft |
| MR-AP-MW-28H | 10/19/2020 15:14 | Oxidation Reduction Potention | -27.24 | mv |
| MR-AP-MW-28H | 10/19/2020 15:14 | pH | 6.79 | pH |
| MR-AP-MW-28H | 10/19/2020 15:14 | Temperature | 20.69 | C |
| MR-AP-MW-28H | 10/19/2020 15:14 | Turbidity | 1.16 | NTU |
| MR-AP-MW-28H | 10/19/2020 15:19 | Conductivity | 697.83 | uS/cm |
| MR-AP-MW-28H | 10/19/2020 15:19 | DO | 0.42 | mg/L |
| MR-AP-MW-28H | 10/19/2020 15:19 | Depth to Water Detail | 85.63 | ft |
| MR-AP-MW-28H | 10/19/2020 15:19 | Oxidation Reduction Potention | -27.64 | mv |
| MR-AP-MW-28H | 10/19/2020 15:19 | pH | 6.79 | pH |
| MR-AP-MW-28H | 10/19/2020 15:19 | Temperature | 20.99 | C |
| MR-AP-MW-28H | 10/19/2020 15:19 | Turbidity | 1.48 | NTU |
| MR-AP-MW-28H | 10/19/2020 15:24 | Conductivity | 697.13 | uS/cm |
| MR-AP-MW-28H | 10/19/2020 15:24 | DO | 0.41 | mg/L |
| MR-AP-MW-28H | 10/19/2020 15:24 | Depth to Water Detail | 85.91 | ft |
| MR-AP-MW-28H | 10/19/2020 15:24 | Oxidation Reduction Potention | -27.47 | mv |
| MR-AP-MW-28H | 10/19/2020 15:24 | pH | 6.79 | pH |
| MR-AP-MW-28H | 10/19/2020 15:24 | Temperature | 20.63 | C |
| MR-AP-MW-28H | 10/19/2020 15:24 | Turbidity | 1.08 | NTU |
| MR-AP-MW-28H | 10/19/2020 15:29 | Conductivity | 697.02 | uS/cm |
| MR-AP-MW-28H | 10/19/2020 15:29 | DO | 0.41 | mg/L |
| MR-AP-MW-28H | 10/19/2020 15:29 | Depth to Water Detail | 86.11 | ft |
| MR-AP-MW-28H | 10/19/2020 15:29 | Oxidation Reduction Potention | -27.66 | mv |
| MR-AP-MW-28H | 10/19/2020 15:29 | pH | 6.79 | pH |
| MR-AP-MW-28H | 10/19/2020 15:29 | Temperature | 20.79 | C |
| MR-AP-MW-28H | 10/19/2020 15:29 | Turbidity | 0.78 | NTU |
| MR-AP-MW-28H | 10/19/2020 15:34 | Conductivity | 695.84 | uS/cm |
| MR-AP-MW-28H | 10/19/2020 15:34 | DO | 0.41 | mg/L |
| MR-AP-MW-28H | 10/19/2020 15:34 | Depth to Water Detail | 86.32 | ft |
| MR-AP-MW-28H | 10/19/2020 15:34 | Oxidation Reduction Potention | -27.31 | mv |
| MR-AP-MW-28H | 10/19/2020 15:34 | pH | 6.79 | pH |
| MR-AP-MW-28H | 10/19/2020 15:34 | Temperature | 20.71 | C |
| MR-AP-MW-28H | 10/19/2020 15:34 | Turbidity | 1.11 | NTU |
| MR-AP-MW-28H | 10/19/2020 15:39 | Conductivity | 696.73 | uS/cm |
| MR-AP-MW-28H | 10/19/2020 15:39 | DO | 0.42 | mg/L |
| MR-AP-MW-28H | 10/19/2020 15:39 | Depth to Water Detail | 86.43 | ft |
| MR-AP-MW-28H | 10/19/2020 15:39 | Oxidation Reduction Potention | -27.15 | mv |

# Alabama Power Company
# Plant Miller Ash Pond

| WELL ID | READING TIME | DESCRIPTION | VALUE | UNIT |
|---|---|---|---|---|
| MR-AP-MW-28H | 10/19/2020 15:39 | pH | 6.79 | pH |
| MR-AP-MW-28H | 10/19/2020 15:39 | Temperature | 20.46 | C |
| MR-AP-MW-28H | 10/19/2020 15:39 | Turbidity | 0.98 | NTU |
| MR-AP-MW-28H | 10/19/2020 15:44 | Conductivity | 696.21 | uS/cm |
| MR-AP-MW-28H | 10/19/2020 15:44 | DO | 0.4 | mg/L |
| MR-AP-MW-28H | 10/19/2020 15:44 | Depth to Water Detail | 86.55 | ft |
| MR-AP-MW-28H | 10/19/2020 15:44 | Oxidation Reduction Potention | -26.78 | mv |
| MR-AP-MW-28H | 10/19/2020 15:44 | pH | 6.79 | pH |
| MR-AP-MW-28H | 10/19/2020 15:44 | Temperature | 20.31 | C |
| MR-AP-MW-28H | 10/19/2020 15:44 | Turbidity | 1.08 | NTU |

# Alabama Power Company
# Plant Miller Ash Pond

| WELL ID | READING TIME | DESCRIPTION | VALUE | UNIT |
|---|---|---|---|---|
| MR-AP-MW-37H | 10/19/2020 10:16 | Conductivity | 501.15 | uS/cm |
| MR-AP-MW-37H | 10/19/2020 10:16 | DO | 0.21 | mg/L |
| MR-AP-MW-37H | 10/19/2020 10:16 | Depth to Water Detail | 110.08 | ft |
| MR-AP-MW-37H | 10/19/2020 10:16 | Oxidation Reduction Potention | -67.24 | mv |
| MR-AP-MW-37H | 10/19/2020 10:16 | pH | 7.29 | pH |
| MR-AP-MW-37H | 10/19/2020 10:16 | Temperature | 17.87 | C |
| MR-AP-MW-37H | 10/19/2020 10:16 | Turbidity | 1.91 | NTU |
| MR-AP-MW-37H | 10/19/2020 10:21 | Conductivity | 491.2 | uS/cm |
| MR-AP-MW-37H | 10/19/2020 10:21 | DO | 0.18 | mg/L |
| MR-AP-MW-37H | 10/19/2020 10:21 | Depth to Water Detail | 110.65 | ft |
| MR-AP-MW-37H | 10/19/2020 10:21 | Oxidation Reduction Potention | -83.08 | mv |
| MR-AP-MW-37H | 10/19/2020 10:21 | pH | 7.32 | pH |
| MR-AP-MW-37H | 10/19/2020 10:21 | Temperature | 17.88 | C |
| MR-AP-MW-37H | 10/19/2020 10:21 | Turbidity | 0.96 | NTU |
| MR-AP-MW-37H | 10/19/2020 10:26 | Conductivity | 488.28 | uS/cm |
| MR-AP-MW-37H | 10/19/2020 10:26 | DO | 0.19 | mg/L |
| MR-AP-MW-37H | 10/19/2020 10:26 | Depth to Water Detail | 110.74 | ft |
| MR-AP-MW-37H | 10/19/2020 10:26 | Oxidation Reduction Potention | -90.15 | mv |
| MR-AP-MW-37H | 10/19/2020 10:26 | pH | 7.31 | pH |
| MR-AP-MW-37H | 10/19/2020 10:26 | Temperature | 18 | C |
| MR-AP-MW-37H | 10/19/2020 10:26 | Turbidity | 0.85 | NTU |
| MR-AP-MW-37H | 10/19/2020 10:31 | Conductivity | 483.8 | uS/cm |
| MR-AP-MW-37H | 10/19/2020 10:31 | DO | 0.19 | mg/L |
| MR-AP-MW-37H | 10/19/2020 10:31 | Depth to Water Detail | 110.83 | ft |
| MR-AP-MW-37H | 10/19/2020 10:31 | Oxidation Reduction Potention | -94.76 | mv |
| MR-AP-MW-37H | 10/19/2020 10:31 | pH | 7.32 | pH |
| MR-AP-MW-37H | 10/19/2020 10:31 | Temperature | 17.93 | C |
| MR-AP-MW-37H | 10/19/2020 10:31 | Turbidity | 0.7 | NTU |

# Alabama Power Company
# Plant Miller Ash Pond

| WELL ID | READING TIME | DESCRIPTION | VALUE | UNIT |
|---|---|---|---|---|
| MR-AP-MW-2 | 10/21/2020 12:14 | Conductivity | 1197.43 | uS/cm |
| MR-AP-MW-2 | 10/21/2020 12:14 | DO | 1.25 | mg/L |
| MR-AP-MW-2 | 10/21/2020 12:14 | Depth to Water Detail | 204.69 | ft |
| MR-AP-MW-2 | 10/21/2020 12:14 | Oxidation Reduction Potention | -2.95 | mv |
| MR-AP-MW-2 | 10/21/2020 12:14 | pH | 6.04 | pH |
| MR-AP-MW-2 | 10/21/2020 12:14 | Temperature | 21.42 | C |
| MR-AP-MW-2 | 10/21/2020 12:14 | Turbidity | 2.27 | NTU |
| MR-AP-MW-2 | 10/21/2020 12:19 | Conductivity | 1056.98 | uS/cm |
| MR-AP-MW-2 | 10/21/2020 12:19 | DO | 0.87 | mg/L |
| MR-AP-MW-2 | 10/21/2020 12:19 | Depth to Water Detail | 204.69 | ft |
| MR-AP-MW-2 | 10/21/2020 12:19 | Oxidation Reduction Potention | -10.66 | mv |
| MR-AP-MW-2 | 10/21/2020 12:19 | pH | 6.07 | pH |
| MR-AP-MW-2 | 10/21/2020 12:19 | Temperature | 21.57 | C |
| MR-AP-MW-2 | 10/21/2020 12:19 | Turbidity | 1.61 | NTU |
| MR-AP-MW-2 | 10/21/2020 12:24 | Conductivity | 1342.82 | uS/cm |
| MR-AP-MW-2 | 10/21/2020 12:24 | DO | 0.81 | mg/L |
| MR-AP-MW-2 | 10/21/2020 12:24 | Depth to Water Detail | 204.69 | ft |
| MR-AP-MW-2 | 10/21/2020 12:24 | Oxidation Reduction Potention | -14.05 | mv |
| MR-AP-MW-2 | 10/21/2020 12:24 | pH | 6 | pH |
| MR-AP-MW-2 | 10/21/2020 12:24 | Temperature | 21.33 | C |
| MR-AP-MW-2 | 10/21/2020 12:24 | Turbidity | 2.35 | NTU |
| MR-AP-MW-2 | 10/21/2020 12:29 | Conductivity | 1734.5 | uS/cm |
| MR-AP-MW-2 | 10/21/2020 12:29 | DO | 0.74 | mg/L |
| MR-AP-MW-2 | 10/21/2020 12:29 | Depth to Water Detail | 204.69 | ft |
| MR-AP-MW-2 | 10/21/2020 12:29 | Oxidation Reduction Potention | -30.42 | mv |
| MR-AP-MW-2 | 10/21/2020 12:29 | pH | 6.01 | pH |
| MR-AP-MW-2 | 10/21/2020 12:29 | Temperature | 21.73 | C |
| MR-AP-MW-2 | 10/21/2020 12:29 | Turbidity | 1.32 | NTU |
| MR-AP-MW-2 | 10/21/2020 12:34 | Conductivity | 2181.09 | uS/cm |
| MR-AP-MW-2 | 10/21/2020 12:34 | DO | 0.71 | mg/L |
| MR-AP-MW-2 | 10/21/2020 12:34 | Depth to Water Detail | 204.69 | ft |
| MR-AP-MW-2 | 10/21/2020 12:34 | Oxidation Reduction Potention | -51.47 | mv |
| MR-AP-MW-2 | 10/21/2020 12:34 | pH | 6.08 | pH |
| MR-AP-MW-2 | 10/21/2020 12:34 | Temperature | 21.49 | C |
| MR-AP-MW-2 | 10/21/2020 12:34 | Turbidity | 1.39 | NTU |
| MR-AP-MW-2 | 10/21/2020 12:39 | Conductivity | 2401.79 | uS/cm |
| MR-AP-MW-2 | 10/21/2020 12:39 | DO | 0.66 | mg/L |
| MR-AP-MW-2 | 10/21/2020 12:39 | Depth to Water Detail | 204.69 | ft |
| MR-AP-MW-2 | 10/21/2020 12:39 | Oxidation Reduction Potention | -65.23 | mv |
| MR-AP-MW-2 | 10/21/2020 12:39 | pH | 6.15 | pH |
| MR-AP-MW-2 | 10/21/2020 12:39 | Temperature | 21.87 | C |
| MR-AP-MW-2 | 10/21/2020 12:39 | Turbidity | 1.26 | NTU |
| MR-AP-MW-2 | 10/21/2020 12:44 | Conductivity | 2435.45 | uS/cm |
| MR-AP-MW-2 | 10/21/2020 12:44 | DO | 0.66 | mg/L |

# Alabama Power Company
# Plant Miller Ash Pond

| WELL ID | READING TIME | DESCRIPTION | VALUE | UNIT |
|---|---|---|---|---|
| MR-AP-MW-2 | 10/21/2020 12:44 | Depth to Water Detail | 204.69 | ft |
| MR-AP-MW-2 | 10/21/2020 12:44 | Oxidation Reduction Potention | -72.39 | mv |
| MR-AP-MW-2 | 10/21/2020 12:44 | pH | 6.19 | pH |
| MR-AP-MW-2 | 10/21/2020 12:44 | Temperature | 21.6 | C |
| MR-AP-MW-2 | 10/21/2020 12:44 | Turbidity | 0.94 | NTU |
| MR-AP-MW-2 | 10/21/2020 12:49 | Conductivity | 2645.17 | uS/cm |
| MR-AP-MW-2 | 10/21/2020 12:49 | DO | 0.65 | mg/L |
| MR-AP-MW-2 | 10/21/2020 12:49 | Depth to Water Detail | 204.69 | ft |
| MR-AP-MW-2 | 10/21/2020 12:49 | Oxidation Reduction Potention | -75.63 | mv |
| MR-AP-MW-2 | 10/21/2020 12:49 | pH | 6.24 | pH |
| MR-AP-MW-2 | 10/21/2020 12:49 | Temperature | 21.9 | C |
| MR-AP-MW-2 | 10/21/2020 12:49 | Turbidity | 0.9 | NTU |
| MR-AP-MW-2 | 10/21/2020 12:54 | Conductivity | 2667.68 | uS/cm |
| MR-AP-MW-2 | 10/21/2020 12:54 | DO | 0.66 | mg/L |
| MR-AP-MW-2 | 10/21/2020 12:54 | Depth to Water Detail | 204.69 | ft |
| MR-AP-MW-2 | 10/21/2020 12:54 | Oxidation Reduction Potention | -76.71 | mv |
| MR-AP-MW-2 | 10/21/2020 12:54 | pH | 6.27 | pH |
| MR-AP-MW-2 | 10/21/2020 12:54 | Temperature | 21.61 | C |
| MR-AP-MW-2 | 10/21/2020 12:54 | Turbidity | 1.02 | NTU |
| MR-AP-MW-2 | 10/21/2020 12:59 | Conductivity | 2684.43 | uS/cm |
| MR-AP-MW-2 | 10/21/2020 12:59 | DO | 0.66 | mg/L |
| MR-AP-MW-2 | 10/21/2020 12:59 | Depth to Water Detail | 204.69 | ft |
| MR-AP-MW-2 | 10/21/2020 12:59 | Oxidation Reduction Potention | -77.09 | mv |
| MR-AP-MW-2 | 10/21/2020 12:59 | pH | 6.29 | pH |
| MR-AP-MW-2 | 10/21/2020 12:59 | Temperature | 21.9 | C |
| MR-AP-MW-2 | 10/21/2020 12:59 | Turbidity | 0.98 | NTU |

# Alabama Power Company
# Plant Miller Ash Pond

| WELL ID | READING TIME | DESCRIPTION | VALUE | UNIT |
|---|---|---|---|---|
| MR-AP-MW-34H | 10/21/2020 10:20 | Conductivity | 1879.05 | uS/cm |
| MR-AP-MW-34H | 10/21/2020 10:20 | DO | 0.42 | mg/L |
| MR-AP-MW-34H | 10/21/2020 10:20 | Depth to Water Detail | 155.24 | ft |
| MR-AP-MW-34H | 10/21/2020 10:20 | Oxidation Reduction Potention | -312.34 | mv |
| MR-AP-MW-34H | 10/21/2020 10:20 | pH | 7.94 | pH |
| MR-AP-MW-34H | 10/21/2020 10:20 | Temperature | 17.61 | C |
| MR-AP-MW-34H | 10/21/2020 10:20 | Turbidity | 2.36 | NTU |
| MR-AP-MW-34H | 10/21/2020 10:25 | Conductivity | 3044.17 | uS/cm |
| MR-AP-MW-34H | 10/21/2020 10:25 | DO | 0.27 | mg/L |
| MR-AP-MW-34H | 10/21/2020 10:25 | Depth to Water Detail | 156.16 | ft |
| MR-AP-MW-34H | 10/21/2020 10:25 | Oxidation Reduction Potention | -328.78 | mv |
| MR-AP-MW-34H | 10/21/2020 10:25 | pH | 7.87 | pH |
| MR-AP-MW-34H | 10/21/2020 10:25 | Temperature | 17.65 | C |
| MR-AP-MW-34H | 10/21/2020 10:25 | Turbidity | 1.63 | NTU |
| MR-AP-MW-34H | 10/21/2020 10:30 | Conductivity | 3038.56 | uS/cm |
| MR-AP-MW-34H | 10/21/2020 10:30 | DO | 0.22 | mg/L |
| MR-AP-MW-34H | 10/21/2020 10:30 | Depth to Water Detail | 157.38 | ft |
| MR-AP-MW-34H | 10/21/2020 10:30 | Oxidation Reduction Potention | -330.62 | mv |
| MR-AP-MW-34H | 10/21/2020 10:30 | pH | 7.87 | pH |
| MR-AP-MW-34H | 10/21/2020 10:30 | Temperature | 17.56 | C |
| MR-AP-MW-34H | 10/21/2020 10:30 | Turbidity | 1 | NTU |
| MR-AP-MW-34H | 10/21/2020 10:35 | Conductivity | 2437.94 | uS/cm |
| MR-AP-MW-34H | 10/21/2020 10:35 | DO | 0.21 | mg/L |
| MR-AP-MW-34H | 10/21/2020 10:35 | Depth to Water Detail | 158.22 | ft |
| MR-AP-MW-34H | 10/21/2020 10:35 | Oxidation Reduction Potention | -327.57 | mv |
| MR-AP-MW-34H | 10/21/2020 10:35 | pH | 7.81 | pH |
| MR-AP-MW-34H | 10/21/2020 10:35 | Temperature | 17.59 | C |
| MR-AP-MW-34H | 10/21/2020 10:35 | Turbidity | 0.55 | NTU |
| MR-AP-MW-34H | 10/21/2020 10:40 | Conductivity | 2233.68 | uS/cm |
| MR-AP-MW-34H | 10/21/2020 10:40 | DO | 0.18 | mg/L |
| MR-AP-MW-34H | 10/21/2020 10:40 | Depth to Water Detail | 158.81 | ft |
| MR-AP-MW-34H | 10/21/2020 10:40 | Oxidation Reduction Potention | -323.62 | mv |
| MR-AP-MW-34H | 10/21/2020 10:40 | pH | 7.77 | pH |
| MR-AP-MW-34H | 10/21/2020 10:40 | Temperature | 17.6 | C |
| MR-AP-MW-34H | 10/21/2020 10:40 | Turbidity | 0.36 | NTU |
| MR-AP-MW-34H | 10/21/2020 10:45 | Conductivity | 2246.21 | uS/cm |
| MR-AP-MW-34H | 10/21/2020 10:45 | DO | 0.17 | mg/L |
| MR-AP-MW-34H | 10/21/2020 10:45 | Depth to Water Detail | 159.52 | ft |
| MR-AP-MW-34H | 10/21/2020 10:45 | Oxidation Reduction Potention | -324.68 | mv |
| MR-AP-MW-34H | 10/21/2020 10:45 | pH | 7.77 | pH |
| MR-AP-MW-34H | 10/21/2020 10:45 | Temperature | 17.6 | C |
| MR-AP-MW-34H | 10/21/2020 10:45 | Turbidity | 0.67 | NTU |
| MR-AP-MW-34H | 10/21/2020 10:50 | Conductivity | 2278.56 | uS/cm |
| MR-AP-MW-34H | 10/21/2020 10:50 | DO | 0.17 | mg/L |

# Alabama Power Company
# Plant Miller Ash Pond

| WELL ID | READING TIME | DESCRIPTION | VALUE | UNIT |
|---|---|---|---|---|
| MR-AP-MW-34H | 10/21/2020 10:50 | Depth to Water Detail | 159.92 | ft |
| MR-AP-MW-34H | 10/21/2020 10:50 | Oxidation Reduction Potention | -325.7 | mv |
| MR-AP-MW-34H | 10/21/2020 10:50 | pH | 7.78 | pH |
| MR-AP-MW-34H | 10/21/2020 10:50 | Temperature | 17.54 | C |
| MR-AP-MW-34H | 10/21/2020 10:50 | Turbidity | 0.64 | NTU |
| MR-AP-MW-34H | 10/21/2020 10:55 | Conductivity | 2304.09 | uS/cm |
| MR-AP-MW-34H | 10/21/2020 10:55 | DO | 0.16 | mg/L |
| MR-AP-MW-34H | 10/21/2020 10:55 | Depth to Water Detail | 160.28 | ft |
| MR-AP-MW-34H | 10/21/2020 10:55 | Oxidation Reduction Potention | -325.11 | mv |
| MR-AP-MW-34H | 10/21/2020 10:55 | pH | 7.79 | pH |
| MR-AP-MW-34H | 10/21/2020 10:55 | Temperature | 17.52 | C |
| MR-AP-MW-34H | 10/21/2020 10:55 | Turbidity | 0.71 | NTU |
| MR-AP-MW-34H | 10/21/2020 11:00 | Conductivity | 2285.42 | uS/cm |
| MR-AP-MW-34H | 10/21/2020 11:00 | DO | 0.17 | mg/L |
| MR-AP-MW-34H | 10/21/2020 11:00 | Depth to Water Detail | 160.32 | ft |
| MR-AP-MW-34H | 10/21/2020 11:00 | Oxidation Reduction Potention | -325.02 | mv |
| MR-AP-MW-34H | 10/21/2020 11:00 | pH | 7.79 | pH |
| MR-AP-MW-34H | 10/21/2020 11:00 | Temperature | 17.6 | C |
| MR-AP-MW-34H | 10/21/2020 11:00 | Turbidity | 1.66 | NTU |
| MR-AP-MW-34H | 10/21/2020 11:05 | Conductivity | 2281.96 | uS/cm |
| MR-AP-MW-34H | 10/21/2020 11:05 | DO | 0.2 | mg/L |
| MR-AP-MW-34H | 10/21/2020 11:05 | Depth to Water Detail | 160.36 | ft |
| MR-AP-MW-34H | 10/21/2020 11:05 | Oxidation Reduction Potention | -322.95 | mv |
| MR-AP-MW-34H | 10/21/2020 11:05 | pH | 7.79 | pH |
| MR-AP-MW-34H | 10/21/2020 11:05 | Temperature | 17.79 | C |
| MR-AP-MW-34H | 10/21/2020 11:05 | Turbidity | 1.12 | NTU |

# Alabama Power Company
# Plant Miller Ash Pond

| WELL ID | READING TIME | DESCRIPTION | VALUE | UNIT |
|---|---|---|---|---|
| MR-AP-MW-20H | 10/19/2020 12:53 | Conductivity | 1565.55 | uS/cm |
| MR-AP-MW-20H | 10/19/2020 12:53 | DO | 1.48 | mg/L |
| MR-AP-MW-20H | 10/19/2020 12:53 | Depth to Water Detail | 123.08 | ft |
| MR-AP-MW-20H | 10/19/2020 12:53 | Oxidation Reduction Potention | -141.75 | mv |
| MR-AP-MW-20H | 10/19/2020 12:53 | pH | 7.16 | pH |
| MR-AP-MW-20H | 10/19/2020 12:53 | Temperature | 18.62 | C |
| MR-AP-MW-20H | 10/19/2020 12:53 | Turbidity | 3.53 | NTU |
| MR-AP-MW-20H | 10/19/2020 12:58 | Conductivity | 1547.65 | uS/cm |
| MR-AP-MW-20H | 10/19/2020 12:58 | DO | 0.92 | mg/L |
| MR-AP-MW-20H | 10/19/2020 12:58 | Depth to Water Detail | 123.08 | ft |
| MR-AP-MW-20H | 10/19/2020 12:58 | Oxidation Reduction Potention | -128.6 | mv |
| MR-AP-MW-20H | 10/19/2020 12:58 | pH | 7.27 | pH |
| MR-AP-MW-20H | 10/19/2020 12:58 | Temperature | 18.56 | C |
| MR-AP-MW-20H | 10/19/2020 12:58 | Turbidity | 3.23 | NTU |
| MR-AP-MW-20H | 10/19/2020 13:03 | Conductivity | 1524.85 | uS/cm |
| MR-AP-MW-20H | 10/19/2020 13:03 | DO | 0.83 | mg/L |
| MR-AP-MW-20H | 10/19/2020 13:03 | Depth to Water Detail | 123.08 | ft |
| MR-AP-MW-20H | 10/19/2020 13:03 | Oxidation Reduction Potention | -121.59 | mv |
| MR-AP-MW-20H | 10/19/2020 13:03 | pH | 7.32 | pH |
| MR-AP-MW-20H | 10/19/2020 13:03 | Temperature | 18.57 | C |
| MR-AP-MW-20H | 10/19/2020 13:03 | Turbidity | 2.43 | NTU |
| MR-AP-MW-20H | 10/19/2020 13:08 | Conductivity | 1504.6 | uS/cm |
| MR-AP-MW-20H | 10/19/2020 13:08 | DO | 0.82 | mg/L |
| MR-AP-MW-20H | 10/19/2020 13:08 | Depth to Water Detail | 123.08 | ft |
| MR-AP-MW-20H | 10/19/2020 13:08 | Oxidation Reduction Potention | -117.28 | mv |
| MR-AP-MW-20H | 10/19/2020 13:08 | pH | 7.33 | pH |
| MR-AP-MW-20H | 10/19/2020 13:08 | Temperature | 18.43 | C |
| MR-AP-MW-20H | 10/19/2020 13:08 | Turbidity | 2.07 | NTU |

# Alabama Power Company
# Plant Miller Ash Pond

| WELL ID | READING TIME | DESCRIPTION | VALUE | UNIT |
|---|---|---|---|---|
| MR-AP-MW-20HS | 10/19/2020 11:21 | Conductivity | 807.83 | uS/cm |
| MR-AP-MW-20HS | 10/19/2020 11:21 | DO | 0.21 | mg/L |
| MR-AP-MW-20HS | 10/19/2020 11:21 | Depth to Water Detail | 44.68 | ft |
| MR-AP-MW-20HS | 10/19/2020 11:21 | Oxidation Reduction Potention | -70.3 | mv |
| MR-AP-MW-20HS | 10/19/2020 11:21 | pH | 6.49 | pH |
| MR-AP-MW-20HS | 10/19/2020 11:21 | Temperature | 17.54 | C |
| MR-AP-MW-20HS | 10/19/2020 11:21 | Turbidity | 1.45 | NTU |
| MR-AP-MW-20HS | 10/19/2020 11:26 | Conductivity | 839.73 | uS/cm |
| MR-AP-MW-20HS | 10/19/2020 11:26 | DO | 0.2 | mg/L |
| MR-AP-MW-20HS | 10/19/2020 11:26 | Depth to Water Detail | 45.74 | ft |
| MR-AP-MW-20HS | 10/19/2020 11:26 | Oxidation Reduction Potention | -72.9 | mv |
| MR-AP-MW-20HS | 10/19/2020 11:26 | pH | 6.5 | pH |
| MR-AP-MW-20HS | 10/19/2020 11:26 | Temperature | 17.47 | C |
| MR-AP-MW-20HS | 10/19/2020 11:26 | Turbidity | 1.3 | NTU |
| MR-AP-MW-20HS | 10/19/2020 11:31 | Conductivity | 866.89 | uS/cm |
| MR-AP-MW-20HS | 10/19/2020 11:31 | DO | 0.2 | mg/L |
| MR-AP-MW-20HS | 10/19/2020 11:31 | Depth to Water Detail | 46.09 | ft |
| MR-AP-MW-20HS | 10/19/2020 11:31 | Oxidation Reduction Potention | -71.59 | mv |
| MR-AP-MW-20HS | 10/19/2020 11:31 | pH | 6.52 | pH |
| MR-AP-MW-20HS | 10/19/2020 11:31 | Temperature | 17.5 | C |
| MR-AP-MW-20HS | 10/19/2020 11:31 | Turbidity | 1.4 | NTU |
| MR-AP-MW-20HS | 10/19/2020 11:36 | Conductivity | 1049.13 | uS/cm |
| MR-AP-MW-20HS | 10/19/2020 11:36 | DO | 0.2 | mg/L |
| MR-AP-MW-20HS | 10/19/2020 11:36 | Depth to Water Detail | 46.11 | ft |
| MR-AP-MW-20HS | 10/19/2020 11:36 | Oxidation Reduction Potention | -66.82 | mv |
| MR-AP-MW-20HS | 10/19/2020 11:36 | pH | 6.52 | pH |
| MR-AP-MW-20HS | 10/19/2020 11:36 | Temperature | 17.49 | C |
| MR-AP-MW-20HS | 10/19/2020 11:36 | Turbidity | 1.18 | NTU |
| MR-AP-MW-20HS | 10/19/2020 11:41 | Conductivity | 1085.94 | uS/cm |
| MR-AP-MW-20HS | 10/19/2020 11:41 | DO | 0.2 | mg/L |
| MR-AP-MW-20HS | 10/19/2020 11:41 | Depth to Water Detail | 46.2 | ft |
| MR-AP-MW-20HS | 10/19/2020 11:41 | Oxidation Reduction Potention | -64.43 | mv |
| MR-AP-MW-20HS | 10/19/2020 11:41 | pH | 6.52 | pH |
| MR-AP-MW-20HS | 10/19/2020 11:41 | Temperature | 17.53 | C |
| MR-AP-MW-20HS | 10/19/2020 11:41 | Turbidity | 1.3 | NTU |
| MR-AP-MW-20HS | 10/19/2020 11:46 | Conductivity | 1095.66 | uS/cm |
| MR-AP-MW-20HS | 10/19/2020 11:46 | DO | 0.2 | mg/L |
| MR-AP-MW-20HS | 10/19/2020 11:46 | Depth to Water Detail | 46.2 | ft |
| MR-AP-MW-20HS | 10/19/2020 11:46 | Oxidation Reduction Potention | -60.63 | mv |
| MR-AP-MW-20HS | 10/19/2020 11:46 | pH | 6.51 | pH |
| MR-AP-MW-20HS | 10/19/2020 11:46 | Temperature | 17.56 | C |
| MR-AP-MW-20HS | 10/19/2020 11:46 | Turbidity | 1.32 | NTU |

# Alabama Power Company
# Plant Miller Ash Pond

| WELL ID | READING TIME | DESCRIPTION | VALUE | UNIT |
|---|---|---|---|---|
| MR-AP-MW-22I | 10/20/2020 15:01 | Conductivity | 1673.34 | uS/cm |
| MR-AP-MW-22I | 10/20/2020 15:01 | DO | 0.39 | mg/L |
| MR-AP-MW-22I | 10/20/2020 15:01 | Depth to Water Detail | 31.42 | ft |
| MR-AP-MW-22I | 10/20/2020 15:01 | Oxidation Reduction Potention | -117.48 | mv |
| MR-AP-MW-22I | 10/20/2020 15:01 | pH | 7.54 | pH |
| MR-AP-MW-22I | 10/20/2020 15:01 | Temperature | 19.87 | C |
| MR-AP-MW-22I | 10/20/2020 15:01 | Turbidity | 7.07 | NTU |
| MR-AP-MW-22I | 10/20/2020 15:06 | Conductivity | 1486.9 | uS/cm |
| MR-AP-MW-22I | 10/20/2020 15:06 | DO | 0.35 | mg/L |
| MR-AP-MW-22I | 10/20/2020 15:06 | Depth to Water Detail | 31.42 | ft |
| MR-AP-MW-22I | 10/20/2020 15:06 | Oxidation Reduction Potention | -131.98 | mv |
| MR-AP-MW-22I | 10/20/2020 15:06 | pH | 7.62 | pH |
| MR-AP-MW-22I | 10/20/2020 15:06 | Temperature | 19.9 | C |
| MR-AP-MW-22I | 10/20/2020 15:06 | Turbidity | 5.82 | NTU |
| MR-AP-MW-22I | 10/20/2020 15:11 | Conductivity | 1395.83 | uS/cm |
| MR-AP-MW-22I | 10/20/2020 15:11 | DO | 0.34 | mg/L |
| MR-AP-MW-22I | 10/20/2020 15:11 | Depth to Water Detail | 31.42 | ft |
| MR-AP-MW-22I | 10/20/2020 15:11 | Oxidation Reduction Potention | -137.97 | mv |
| MR-AP-MW-22I | 10/20/2020 15:11 | pH | 7.63 | pH |
| MR-AP-MW-22I | 10/20/2020 15:11 | Temperature | 19.68 | C |
| MR-AP-MW-22I | 10/20/2020 15:11 | Turbidity | 5.45 | NTU |
| MR-AP-MW-22I | 10/20/2020 15:16 | Conductivity | 1303.86 | uS/cm |
| MR-AP-MW-22I | 10/20/2020 15:16 | DO | 0.36 | mg/L |
| MR-AP-MW-22I | 10/20/2020 15:16 | Depth to Water Detail | 31.42 | ft |
| MR-AP-MW-22I | 10/20/2020 15:16 | Oxidation Reduction Potention | -141.93 | mv |
| MR-AP-MW-22I | 10/20/2020 15:16 | pH | 7.64 | pH |
| MR-AP-MW-22I | 10/20/2020 15:16 | Temperature | 19.84 | C |
| MR-AP-MW-22I | 10/20/2020 15:16 | Turbidity | 7.89 | NTU |
| MR-AP-MW-22I | 10/20/2020 15:21 | Conductivity | 1242.15 | uS/cm |
| MR-AP-MW-22I | 10/20/2020 15:21 | DO | 0.36 | mg/L |
| MR-AP-MW-22I | 10/20/2020 15:21 | Depth to Water Detail | 31.42 | ft |
| MR-AP-MW-22I | 10/20/2020 15:21 | Oxidation Reduction Potention | -144.48 | mv |
| MR-AP-MW-22I | 10/20/2020 15:21 | pH | 7.64 | pH |
| MR-AP-MW-22I | 10/20/2020 15:21 | Temperature | 19.89 | C |
| MR-AP-MW-22I | 10/20/2020 15:21 | Turbidity | 4.62 | NTU |
| MR-AP-MW-22I | 10/20/2020 15:26 | Conductivity | 1168.65 | uS/cm |
| MR-AP-MW-22I | 10/20/2020 15:26 | DO | 0.35 | mg/L |
| MR-AP-MW-22I | 10/20/2020 15:26 | Depth to Water Detail | 31.42 | ft |
| MR-AP-MW-22I | 10/20/2020 15:26 | Oxidation Reduction Potention | -146.69 | mv |
| MR-AP-MW-22I | 10/20/2020 15:26 | pH | 7.64 | pH |
| MR-AP-MW-22I | 10/20/2020 15:26 | Temperature | 19.7 | C |
| MR-AP-MW-22I | 10/20/2020 15:26 | Turbidity | 4.54 | NTU |
| MR-AP-MW-22I | 10/20/2020 15:31 | Conductivity | 1317.78 | uS/cm |
| MR-AP-MW-22I | 10/20/2020 15:31 | DO | 0.35 | mg/L |

# Alabama Power Company
# Plant Miller Ash Pond

| WELL ID | READING TIME | DESCRIPTION | VALUE | UNIT |
|---|---|---|---|---|
| MR-AP-MW-22I | 10/20/2020 15:31 | Depth to Water Detail | 31.42 | ft |
| MR-AP-MW-22I | 10/20/2020 15:31 | Oxidation Reduction Potention | -148.91 | mv |
| MR-AP-MW-22I | 10/20/2020 15:31 | pH | 7.65 | pH |
| MR-AP-MW-22I | 10/20/2020 15:31 | Temperature | 19.68 | C |
| MR-AP-MW-22I | 10/20/2020 15:31 | Turbidity | 11.46 | NTU |
| MR-AP-MW-22I | 10/20/2020 15:36 | Conductivity | 1400.88 | uS/cm |
| MR-AP-MW-22I | 10/20/2020 15:36 | DO | 0.37 | mg/L |
| MR-AP-MW-22I | 10/20/2020 15:36 | Depth to Water Detail | 31.42 | ft |
| MR-AP-MW-22I | 10/20/2020 15:36 | Oxidation Reduction Potention | -149.95 | mv |
| MR-AP-MW-22I | 10/20/2020 15:36 | pH | 7.65 | pH |
| MR-AP-MW-22I | 10/20/2020 15:36 | Temperature | 19.78 | C |
| MR-AP-MW-22I | 10/20/2020 15:36 | Turbidity | 5.08 | NTU |
| MR-AP-MW-22I | 10/20/2020 15:41 | Conductivity | 1380.54 | uS/cm |
| MR-AP-MW-22I | 10/20/2020 15:41 | DO | 0.35 | mg/L |
| MR-AP-MW-22I | 10/20/2020 15:41 | Depth to Water Detail | 31.42 | ft |
| MR-AP-MW-22I | 10/20/2020 15:41 | Oxidation Reduction Potention | -152.11 | mv |
| MR-AP-MW-22I | 10/20/2020 15:41 | pH | 7.67 | pH |
| MR-AP-MW-22I | 10/20/2020 15:41 | Temperature | 19.81 | C |
| MR-AP-MW-22I | 10/20/2020 15:41 | Turbidity | 3.85 | NTU |
| MR-AP-MW-22I | 10/20/2020 15:46 | Conductivity | 1363.3 | uS/cm |
| MR-AP-MW-22I | 10/20/2020 15:46 | DO | 0.35 | mg/L |
| MR-AP-MW-22I | 10/20/2020 15:46 | Depth to Water Detail | 31.42 | ft |
| MR-AP-MW-22I | 10/20/2020 15:46 | Oxidation Reduction Potention | -152.88 | mv |
| MR-AP-MW-22I | 10/20/2020 15:46 | pH | 7.68 | pH |
| MR-AP-MW-22I | 10/20/2020 15:46 | Temperature | 19.87 | C |
| MR-AP-MW-22I | 10/20/2020 15:46 | Turbidity | 3.61 | NTU |

# Alabama Power Company
# Plant Miller Ash Pond

| WELL ID | READING TIME | DESCRIPTION | VALUE | UNIT |
|---|---|---|---|---|
| MR-AP-MW-6 | 10/20/2020 12:30 | Conductivity | 1117.72 | uS/cm |
| MR-AP-MW-6 | 10/20/2020 12:30 | DO | 0.25 | mg/L |
| MR-AP-MW-6 | 10/20/2020 12:30 | Depth to Water Detail | 0 | ft |
| MR-AP-MW-6 | 10/20/2020 12:30 | Oxidation Reduction Potention | -28.46 | mv |
| MR-AP-MW-6 | 10/20/2020 12:30 | pH | 6.16 | pH |
| MR-AP-MW-6 | 10/20/2020 12:30 | Temperature | 21.53 | C |
| MR-AP-MW-6 | 10/20/2020 12:30 | Turbidity | 1.74 | NTU |
| MR-AP-MW-6 | 10/20/2020 12:35 | Conductivity | 1116.78 | uS/cm |
| MR-AP-MW-6 | 10/20/2020 12:35 | DO | 0.22 | mg/L |
| MR-AP-MW-6 | 10/20/2020 12:35 | Depth to Water Detail | 0 | ft |
| MR-AP-MW-6 | 10/20/2020 12:35 | Oxidation Reduction Potention | -29.35 | mv |
| MR-AP-MW-6 | 10/20/2020 12:35 | pH | 6.16 | pH |
| MR-AP-MW-6 | 10/20/2020 12:35 | Temperature | 21.66 | C |
| MR-AP-MW-6 | 10/20/2020 12:35 | Turbidity | 1.53 | NTU |
| MR-AP-MW-6 | 10/20/2020 12:40 | Conductivity | 1114.55 | uS/cm |
| MR-AP-MW-6 | 10/20/2020 12:40 | DO | 0.2 | mg/L |
| MR-AP-MW-6 | 10/20/2020 12:40 | Depth to Water Detail | 0 | ft |
| MR-AP-MW-6 | 10/20/2020 12:40 | Oxidation Reduction Potention | -29.77 | mv |
| MR-AP-MW-6 | 10/20/2020 12:40 | pH | 6.15 | pH |
| MR-AP-MW-6 | 10/20/2020 12:40 | Temperature | 21.63 | C |
| MR-AP-MW-6 | 10/20/2020 12:40 | Turbidity | 1.4 | NTU |
| MR-AP-MW-6 | 10/20/2020 12:45 | Conductivity | 1112.58 | uS/cm |
| MR-AP-MW-6 | 10/20/2020 12:45 | DO | 0.19 | mg/L |
| MR-AP-MW-6 | 10/20/2020 12:45 | Depth to Water Detail | 0 | ft |
| MR-AP-MW-6 | 10/20/2020 12:45 | Oxidation Reduction Potention | -30.56 | mv |
| MR-AP-MW-6 | 10/20/2020 12:45 | pH | 6.15 | pH |
| MR-AP-MW-6 | 10/20/2020 12:45 | Temperature | 21.69 | C |
| MR-AP-MW-6 | 10/20/2020 12:45 | Turbidity | 1.19 | NTU |

# Alabama Power Company
# Plant Miller Ash Pond

| WELL ID | READING TIME | DESCRIPTION | VALUE | UNIT |
|---|---|---|---|---|
| MR-AP-MW-6V | 10/19/2020 14:30 | Conductivity | 1205.02 | uS/cm |
| MR-AP-MW-6V | 10/19/2020 14:30 | DO | 1.34 | mg/L |
| MR-AP-MW-6V | 10/19/2020 14:30 | Depth to Water Detail | 116.44 | ft |
| MR-AP-MW-6V | 10/19/2020 14:30 | Oxidation Reduction Potention | -104.07 | mv |
| MR-AP-MW-6V | 10/19/2020 14:30 | pH | 7.21 | pH |
| MR-AP-MW-6V | 10/19/2020 14:30 | Temperature | 20.94 | C |
| MR-AP-MW-6V | 10/19/2020 14:30 | Turbidity | 21.6 | NTU |
| MR-AP-MW-6V | 10/19/2020 14:35 | Conductivity | 1210.8 | uS/cm |
| MR-AP-MW-6V | 10/19/2020 14:35 | DO | 0.97 | mg/L |
| MR-AP-MW-6V | 10/19/2020 14:35 | Depth to Water Detail | 116.44 | ft |
| MR-AP-MW-6V | 10/19/2020 14:35 | Oxidation Reduction Potention | -109.49 | mv |
| MR-AP-MW-6V | 10/19/2020 14:35 | pH | 7.21 | pH |
| MR-AP-MW-6V | 10/19/2020 14:35 | Temperature | 21.33 | C |
| MR-AP-MW-6V | 10/19/2020 14:35 | Turbidity | 12.1 | NTU |
| MR-AP-MW-6V | 10/19/2020 14:40 | Conductivity | 1205.17 | uS/cm |
| MR-AP-MW-6V | 10/19/2020 14:40 | DO | 1.05 | mg/L |
| MR-AP-MW-6V | 10/19/2020 14:40 | Depth to Water Detail | 116.44 | ft |
| MR-AP-MW-6V | 10/19/2020 14:40 | Oxidation Reduction Potention | -105.01 | mv |
| MR-AP-MW-6V | 10/19/2020 14:40 | pH | 7.2 | pH |
| MR-AP-MW-6V | 10/19/2020 14:40 | Temperature | 22.9 | C |
| MR-AP-MW-6V | 10/19/2020 14:40 | Turbidity | 11.48 | NTU |
| MR-AP-MW-6V | 10/19/2020 14:45 | Conductivity | 1169.89 | uS/cm |
| MR-AP-MW-6V | 10/19/2020 14:45 | DO | 1.36 | mg/L |
| MR-AP-MW-6V | 10/19/2020 14:45 | Depth to Water Detail | 116.44 | ft |
| MR-AP-MW-6V | 10/19/2020 14:45 | Oxidation Reduction Potention | -100.03 | mv |
| MR-AP-MW-6V | 10/19/2020 14:45 | pH | 7.19 | pH |
| MR-AP-MW-6V | 10/19/2020 14:45 | Temperature | 21.56 | C |
| MR-AP-MW-6V | 10/19/2020 14:45 | Turbidity | 9.11 | NTU |
| MR-AP-MW-6V | 10/19/2020 14:50 | Conductivity | 1065.11 | uS/cm |
| MR-AP-MW-6V | 10/19/2020 14:50 | DO | 1.76 | mg/L |
| MR-AP-MW-6V | 10/19/2020 14:50 | Depth to Water Detail | 116.44 | ft |
| MR-AP-MW-6V | 10/19/2020 14:50 | Oxidation Reduction Potention | -86.73 | mv |
| MR-AP-MW-6V | 10/19/2020 14:50 | pH | 7.22 | pH |
| MR-AP-MW-6V | 10/19/2020 14:50 | Temperature | 20.27 | C |
| MR-AP-MW-6V | 10/19/2020 14:50 | Turbidity | 6.22 | NTU |
| MR-AP-MW-6V | 10/19/2020 14:55 | Conductivity | 944.95 | uS/cm |
| MR-AP-MW-6V | 10/19/2020 14:55 | DO | 1.73 | mg/L |
| MR-AP-MW-6V | 10/19/2020 14:55 | Depth to Water Detail | 116.44 | ft |
| MR-AP-MW-6V | 10/19/2020 14:55 | Oxidation Reduction Potention | -80.91 | mv |
| MR-AP-MW-6V | 10/19/2020 14:55 | pH | 7.27 | pH |
| MR-AP-MW-6V | 10/19/2020 14:55 | Temperature | 20.09 | C |
| MR-AP-MW-6V | 10/19/2020 14:55 | Turbidity | 3.84 | NTU |
| MR-AP-MW-6V | 10/19/2020 15:00 | Conductivity | 889.09 | uS/cm |
| MR-AP-MW-6V | 10/19/2020 15:00 | DO | 1.59 | mg/L |

# Alabama Power Company
# Plant Miller Ash Pond

| WELL ID | READING TIME | DESCRIPTION | VALUE | UNIT |
|---|---|---|---|---|
| MR-AP-MW-6V | 10/19/2020 15:00 | Depth to Water Detail | 116.44 | ft |
| MR-AP-MW-6V | 10/19/2020 15:00 | Oxidation Reduction Potention | -81.59 | mv |
| MR-AP-MW-6V | 10/19/2020 15:00 | pH | 7.29 | pH |
| MR-AP-MW-6V | 10/19/2020 15:00 | Temperature | 20.28 | C |
| MR-AP-MW-6V | 10/19/2020 15:00 | Turbidity | 2.81 | NTU |
| MR-AP-MW-6V | 10/19/2020 15:05 | Conductivity | 864.93 | uS/cm |
| MR-AP-MW-6V | 10/19/2020 15:05 | DO | 1.5 | mg/L |
| MR-AP-MW-6V | 10/19/2020 15:05 | Depth to Water Detail | 116.44 | ft |
| MR-AP-MW-6V | 10/19/2020 15:05 | Oxidation Reduction Potention | -85.36 | mv |
| MR-AP-MW-6V | 10/19/2020 15:05 | pH | 7.3 | pH |
| MR-AP-MW-6V | 10/19/2020 15:05 | Temperature | 20.5 | C |
| MR-AP-MW-6V | 10/19/2020 15:05 | Turbidity | 2.37 | NTU |
| MR-AP-MW-6V | 10/19/2020 15:10 | Conductivity | 852.12 | uS/cm |
| MR-AP-MW-6V | 10/19/2020 15:10 | DO | 1.43 | mg/L |
| MR-AP-MW-6V | 10/19/2020 15:10 | Depth to Water Detail | 116.44 | ft |
| MR-AP-MW-6V | 10/19/2020 15:10 | Oxidation Reduction Potention | -87.05 | mv |
| MR-AP-MW-6V | 10/19/2020 15:10 | pH | 7.28 | pH |
| MR-AP-MW-6V | 10/19/2020 15:10 | Temperature | 20.37 | C |
| MR-AP-MW-6V | 10/19/2020 15:10 | Turbidity | 2.29 | NTU |

# Alabama Power Company
# Plant Miller Ash Pond

| WELL ID | READING TIME | DESCRIPTION | VALUE | UNIT |
|---|---|---|---|---|
| MR-AP-MW-7DR | 10/20/2020 10:48 | Conductivity | 1416.32 | uS/cm |
| MR-AP-MW-7DR | 10/20/2020 10:48 | DO | 0.35 | mg/L |
| MR-AP-MW-7DR | 10/20/2020 10:48 | Depth to Water Detail | 77.16 | ft |
| MR-AP-MW-7DR | 10/20/2020 10:48 | Oxidation Reduction Potention | -63.27 | mv |
| MR-AP-MW-7DR | 10/20/2020 10:48 | pH | 6.88 | pH |
| MR-AP-MW-7DR | 10/20/2020 10:48 | Temperature | 17.43 | C |
| MR-AP-MW-7DR | 10/20/2020 10:48 | Turbidity | 4.85 | NTU |
| MR-AP-MW-7DR | 10/20/2020 10:53 | Conductivity | 1319.25 | uS/cm |
| MR-AP-MW-7DR | 10/20/2020 10:53 | DO | 0.32 | mg/L |
| MR-AP-MW-7DR | 10/20/2020 10:53 | Depth to Water Detail | 77.16 | ft |
| MR-AP-MW-7DR | 10/20/2020 10:53 | Oxidation Reduction Potention | -63.24 | mv |
| MR-AP-MW-7DR | 10/20/2020 10:53 | pH | 6.86 | pH |
| MR-AP-MW-7DR | 10/20/2020 10:53 | Temperature | 17.4 | C |
| MR-AP-MW-7DR | 10/20/2020 10:53 | Turbidity | 4.48 | NTU |
| MR-AP-MW-7DR | 10/20/2020 10:58 | Conductivity | 1257.24 | uS/cm |
| MR-AP-MW-7DR | 10/20/2020 10:58 | DO | 0.31 | mg/L |
| MR-AP-MW-7DR | 10/20/2020 10:58 | Depth to Water Detail | 77.16 | ft |
| MR-AP-MW-7DR | 10/20/2020 10:58 | Oxidation Reduction Potention | -62.16 | mv |
| MR-AP-MW-7DR | 10/20/2020 10:58 | pH | 6.83 | pH |
| MR-AP-MW-7DR | 10/20/2020 10:58 | Temperature | 17.38 | C |
| MR-AP-MW-7DR | 10/20/2020 10:58 | Turbidity | 3.27 | NTU |
| MR-AP-MW-7DR | 10/20/2020 11:03 | Conductivity | 1216.44 | uS/cm |
| MR-AP-MW-7DR | 10/20/2020 11:03 | DO | 0.29 | mg/L |
| MR-AP-MW-7DR | 10/20/2020 11:03 | Depth to Water Detail | 77.16 | ft |
| MR-AP-MW-7DR | 10/20/2020 11:03 | Oxidation Reduction Potention | -61.42 | mv |
| MR-AP-MW-7DR | 10/20/2020 11:03 | pH | 6.82 | pH |
| MR-AP-MW-7DR | 10/20/2020 11:03 | Temperature | 17.4 | C |
| MR-AP-MW-7DR | 10/20/2020 11:03 | Turbidity | 2.54 | NTU |
| MR-AP-MW-7DR | 10/20/2020 11:08 | Conductivity | 1191.43 | uS/cm |
| MR-AP-MW-7DR | 10/20/2020 11:08 | DO | 0.28 | mg/L |
| MR-AP-MW-7DR | 10/20/2020 11:08 | Depth to Water Detail | 77.16 | ft |
| MR-AP-MW-7DR | 10/20/2020 11:08 | Oxidation Reduction Potention | -60.43 | mv |
| MR-AP-MW-7DR | 10/20/2020 11:08 | pH | 6.81 | pH |
| MR-AP-MW-7DR | 10/20/2020 11:08 | Temperature | 17.4 | C |
| MR-AP-MW-7DR | 10/20/2020 11:08 | Turbidity | 2.2 | NTU |
| MR-AP-MW-7DR | 10/20/2020 11:13 | Conductivity | 1156.4 | uS/cm |
| MR-AP-MW-7DR | 10/20/2020 11:13 | DO | 0.28 | mg/L |
| MR-AP-MW-7DR | 10/20/2020 11:13 | Depth to Water Detail | 77.16 | ft |
| MR-AP-MW-7DR | 10/20/2020 11:13 | Oxidation Reduction Potention | -59.34 | mv |
| MR-AP-MW-7DR | 10/20/2020 11:13 | pH | 6.8 | pH |
| MR-AP-MW-7DR | 10/20/2020 11:13 | Temperature | 17.39 | C |
| MR-AP-MW-7DR | 10/20/2020 11:13 | Turbidity | 2.22 | NTU |
| MR-AP-MW-7DR | 10/20/2020 11:18 | Conductivity | 1146.26 | uS/cm |
| MR-AP-MW-7DR | 10/20/2020 11:18 | DO | 0.27 | mg/L |

# Alabama Power Company
# Plant Miller Ash Pond

| WELL ID | READING TIME | DESCRIPTION | VALUE | UNIT |
|---|---|---|---|---|
| MR-AP-MW-7DR | 10/20/2020 11:18 | Depth to Water Detail | 77.16 | ft |
| MR-AP-MW-7DR | 10/20/2020 11:18 | Oxidation Reduction Potention | -57.73 | mv |
| MR-AP-MW-7DR | 10/20/2020 11:18 | pH | 6.78 | pH |
| MR-AP-MW-7DR | 10/20/2020 11:18 | Temperature | 17.44 | C |
| MR-AP-MW-7DR | 10/20/2020 11:18 | Turbidity | 1.81 | NTU |

# Alabama Power Company
# Plant Miller Ash Pond

| WELL ID | READING TIME | DESCRIPTION | VALUE | UNIT |
|---|---|---|---|---|
| MR-AP-MW-7SR | 10/20/2020 9:38 | Conductivity | 902.47 | uS/cm |
| MR-AP-MW-7SR | 10/20/2020 9:38 | DO | 0.51 | mg/L |
| MR-AP-MW-7SR | 10/20/2020 9:38 | Depth to Water Detail | 7.74 | ft |
| MR-AP-MW-7SR | 10/20/2020 9:38 | Oxidation Reduction Potention | -32.38 | mv |
| MR-AP-MW-7SR | 10/20/2020 9:38 | pH | 6.52 | pH |
| MR-AP-MW-7SR | 10/20/2020 9:38 | Temperature | 18.25 | C |
| MR-AP-MW-7SR | 10/20/2020 9:38 | Turbidity | 2.04 | NTU |
| MR-AP-MW-7SR | 10/20/2020 9:43 | Conductivity | 899.16 | uS/cm |
| MR-AP-MW-7SR | 10/20/2020 9:43 | DO | 0.43 | mg/L |
| MR-AP-MW-7SR | 10/20/2020 9:43 | Depth to Water Detail | 7.74 | ft |
| MR-AP-MW-7SR | 10/20/2020 9:43 | Oxidation Reduction Potention | -41.77 | mv |
| MR-AP-MW-7SR | 10/20/2020 9:43 | pH | 6.52 | pH |
| MR-AP-MW-7SR | 10/20/2020 9:43 | Temperature | 18.24 | C |
| MR-AP-MW-7SR | 10/20/2020 9:43 | Turbidity | 1.63 | NTU |
| MR-AP-MW-7SR | 10/20/2020 9:48 | Conductivity | 896.72 | uS/cm |
| MR-AP-MW-7SR | 10/20/2020 9:48 | DO | 0.41 | mg/L |
| MR-AP-MW-7SR | 10/20/2020 9:48 | Depth to Water Detail | 7.74 | ft |
| MR-AP-MW-7SR | 10/20/2020 9:48 | Oxidation Reduction Potention | -45.16 | mv |
| MR-AP-MW-7SR | 10/20/2020 9:48 | pH | 6.53 | pH |
| MR-AP-MW-7SR | 10/20/2020 9:48 | Temperature | 18.21 | C |
| MR-AP-MW-7SR | 10/20/2020 9:48 | Turbidity | 1.49 | NTU |
| MR-AP-MW-7SR | 10/20/2020 9:53 | Conductivity | 894.56 | uS/cm |
| MR-AP-MW-7SR | 10/20/2020 9:53 | DO | 0.39 | mg/L |
| MR-AP-MW-7SR | 10/20/2020 9:53 | Depth to Water Detail | 7.74 | ft |
| MR-AP-MW-7SR | 10/20/2020 9:53 | Oxidation Reduction Potention | -45.58 | mv |
| MR-AP-MW-7SR | 10/20/2020 9:53 | pH | 6.54 | pH |
| MR-AP-MW-7SR | 10/20/2020 9:53 | Temperature | 18.19 | C |
| MR-AP-MW-7SR | 10/20/2020 9:53 | Turbidity | 1.58 | NTU |

# Alabama Power Company
# Plant Miller Ash Pond

| WELL ID | READING TIME | DESCRIPTION | VALUE | UNIT |
|---|---|---|---|---|
| MR-AP-MW-5 | 10/21/2020 12:05 | Conductivity | 1469.64 | uS/cm |
| MR-AP-MW-5 | 10/21/2020 12:05 | DO | 0.31 | mg/L |
| MR-AP-MW-5 | 10/21/2020 12:05 | Depth to Water Detail | 0 | ft |
| MR-AP-MW-5 | 10/21/2020 12:05 | Oxidation Reduction Potention | -201.77 | mv |
| MR-AP-MW-5 | 10/21/2020 12:05 | pH | 7.17 | pH |
| MR-AP-MW-5 | 10/21/2020 12:05 | Temperature | 18.26 | C |
| MR-AP-MW-5 | 10/21/2020 12:05 | Turbidity | 2.28 | NTU |
| MR-AP-MW-5 | 10/21/2020 12:10 | Conductivity | 1467.56 | uS/cm |
| MR-AP-MW-5 | 10/21/2020 12:10 | DO | 0.27 | mg/L |
| MR-AP-MW-5 | 10/21/2020 12:10 | Depth to Water Detail | 0 | ft |
| MR-AP-MW-5 | 10/21/2020 12:10 | Oxidation Reduction Potention | -200.19 | mv |
| MR-AP-MW-5 | 10/21/2020 12:10 | pH | 7.08 | pH |
| MR-AP-MW-5 | 10/21/2020 12:10 | Temperature | 18.14 | C |
| MR-AP-MW-5 | 10/21/2020 12:10 | Turbidity | 1.42 | NTU |
| MR-AP-MW-5 | 10/21/2020 12:15 | Conductivity | 1467.47 | uS/cm |
| MR-AP-MW-5 | 10/21/2020 12:15 | DO | 0.26 | mg/L |
| MR-AP-MW-5 | 10/21/2020 12:15 | Depth to Water Detail | 0 | ft |
| MR-AP-MW-5 | 10/21/2020 12:15 | Oxidation Reduction Potention | -198.13 | mv |
| MR-AP-MW-5 | 10/21/2020 12:15 | pH | 7.06 | pH |
| MR-AP-MW-5 | 10/21/2020 12:15 | Temperature | 18.1 | C |
| MR-AP-MW-5 | 10/21/2020 12:15 | Turbidity | 1.44 | NTU |
| MR-AP-MW-5 | 10/21/2020 12:20 | Conductivity | 1466.99 | uS/cm |
| MR-AP-MW-5 | 10/21/2020 12:20 | DO | 0.25 | mg/L |
| MR-AP-MW-5 | 10/21/2020 12:20 | Depth to Water Detail | 0 | ft |
| MR-AP-MW-5 | 10/21/2020 12:20 | Oxidation Reduction Potention | -199.44 | mv |
| MR-AP-MW-5 | 10/21/2020 12:20 | pH | 7.07 | pH |
| MR-AP-MW-5 | 10/21/2020 12:20 | Temperature | 18.23 | C |
| MR-AP-MW-5 | 10/21/2020 12:20 | Turbidity | 1.45 | NTU |

# Alabama Power Company
# Plant Miller Ash Pond

| WELL ID | READING TIME | DESCRIPTION | VALUE | UNIT |
|---|---|---|---|---|
| MR-AP-PZ-5 | 10/21/2020 10:32 | Conductivity | 996.59 | uS/cm |
| MR-AP-PZ-5 | 10/21/2020 10:32 | DO | 0.33 | mg/L |
| MR-AP-PZ-5 | 10/21/2020 10:32 | Depth to Water Detail | 3.31 | ft |
| MR-AP-PZ-5 | 10/21/2020 10:32 | Oxidation Reduction Potention | -239.24 | mv |
| MR-AP-PZ-5 | 10/21/2020 10:32 | pH | 8.24 | pH |
| MR-AP-PZ-5 | 10/21/2020 10:32 | Temperature | 20.95 | C |
| MR-AP-PZ-5 | 10/21/2020 10:32 | Turbidity | 4.4 | NTU |
| MR-AP-PZ-5 | 10/21/2020 10:37 | Conductivity | 992.53 | uS/cm |
| MR-AP-PZ-5 | 10/21/2020 10:37 | DO | 0.28 | mg/L |
| MR-AP-PZ-5 | 10/21/2020 10:37 | Depth to Water Detail | 3.31 | ft |
| MR-AP-PZ-5 | 10/21/2020 10:37 | Oxidation Reduction Potention | -268.6 | mv |
| MR-AP-PZ-5 | 10/21/2020 10:37 | pH | 8.24 | pH |
| MR-AP-PZ-5 | 10/21/2020 10:37 | Temperature | 21.06 | C |
| MR-AP-PZ-5 | 10/21/2020 10:37 | Turbidity | 2.55 | NTU |
| MR-AP-PZ-5 | 10/21/2020 10:42 | Conductivity | 987.54 | uS/cm |
| MR-AP-PZ-5 | 10/21/2020 10:42 | DO | 0.28 | mg/L |
| MR-AP-PZ-5 | 10/21/2020 10:42 | Depth to Water Detail | 4.72 | ft |
| MR-AP-PZ-5 | 10/21/2020 10:42 | Oxidation Reduction Potention | -274.25 | mv |
| MR-AP-PZ-5 | 10/21/2020 10:42 | pH | 8.04 | pH |
| MR-AP-PZ-5 | 10/21/2020 10:42 | Temperature | 21.12 | C |
| MR-AP-PZ-5 | 10/21/2020 10:42 | Turbidity | 1.59 | NTU |
| MR-AP-PZ-5 | 10/21/2020 10:47 | Conductivity | 967.52 | uS/cm |
| MR-AP-PZ-5 | 10/21/2020 10:47 | DO | 0.27 | mg/L |
| MR-AP-PZ-5 | 10/21/2020 10:47 | Depth to Water Detail | 4.98 | ft |
| MR-AP-PZ-5 | 10/21/2020 10:47 | Oxidation Reduction Potention | -280.23 | mv |
| MR-AP-PZ-5 | 10/21/2020 10:47 | pH | 7.97 | pH |
| MR-AP-PZ-5 | 10/21/2020 10:47 | Temperature | 20.8 | C |
| MR-AP-PZ-5 | 10/21/2020 10:47 | Turbidity | 4.11 | NTU |
| MR-AP-PZ-5 | 10/21/2020 10:52 | Conductivity | 971.39 | uS/cm |
| MR-AP-PZ-5 | 10/21/2020 10:52 | DO | 0.29 | mg/L |
| MR-AP-PZ-5 | 10/21/2020 10:52 | Depth to Water Detail | 5.76 | ft |
| MR-AP-PZ-5 | 10/21/2020 10:52 | Oxidation Reduction Potention | -284.63 | mv |
| MR-AP-PZ-5 | 10/21/2020 10:52 | pH | 7.99 | pH |
| MR-AP-PZ-5 | 10/21/2020 10:52 | Temperature | 20.93 | C |
| MR-AP-PZ-5 | 10/21/2020 10:52 | Turbidity | 1.82 | NTU |
| MR-AP-PZ-5 | 10/21/2020 10:57 | Conductivity | 974.13 | uS/cm |
| MR-AP-PZ-5 | 10/21/2020 10:57 | DO | 0.31 | mg/L |
| MR-AP-PZ-5 | 10/21/2020 10:57 | Depth to Water Detail | 5.79 | ft |
| MR-AP-PZ-5 | 10/21/2020 10:57 | Oxidation Reduction Potention | -289.75 | mv |
| MR-AP-PZ-5 | 10/21/2020 10:57 | pH | 8.08 | pH |
| MR-AP-PZ-5 | 10/21/2020 10:57 | Temperature | 20.93 | C |
| MR-AP-PZ-5 | 10/21/2020 10:57 | Turbidity | 1.57 | NTU |
| MR-AP-PZ-5 | 10/21/2020 11:02 | Conductivity | 982.27 | uS/cm |
| MR-AP-PZ-5 | 10/21/2020 11:02 | DO | 0.3 | mg/L |

# Alabama Power Company
# Plant Miller Ash Pond

| WELL ID | READING TIME | DESCRIPTION | VALUE | UNIT |
|---|---|---|---|---|
| MR-AP-PZ-5 | 10/21/2020 11:02 | Depth to Water Detail | 5.88 | ft |
| MR-AP-PZ-5 | 10/21/2020 11:02 | Oxidation Reduction Potention | -292.77 | mv |
| MR-AP-PZ-5 | 10/21/2020 11:02 | pH | 8.16 | pH |
| MR-AP-PZ-5 | 10/21/2020 11:02 | Temperature | 20.82 | C |
| MR-AP-PZ-5 | 10/21/2020 11:02 | Turbidity | 1.94 | NTU |

# Alabama Power Company
# Plant Miller Ash Pond

| WELL ID | READING TIME | DESCRIPTION | VALUE | UNIT |
|---|---|---|---|---|
| MR-AP-MW-22D | 10/26/2020 12:21 | Conductivity | 6480.21 | uS/cm |
| MR-AP-MW-22D | 10/26/2020 12:21 | DO | 0.1 | mg/L |
| MR-AP-MW-22D | 10/26/2020 12:21 | Depth to Water Detail | 68.71 | ft |
| MR-AP-MW-22D | 10/26/2020 12:21 | Oxidation Reduction Potention | -204.41 | mv |
| MR-AP-MW-22D | 10/26/2020 12:21 | pH | 7.78 | pH |
| MR-AP-MW-22D | 10/26/2020 12:21 | Temperature | 18.17 | C |
| MR-AP-MW-22D | 10/26/2020 12:21 | Turbidity | 4 | NTU |
| MR-AP-MW-22D | 10/26/2020 12:26 | Conductivity | 6472.98 | uS/cm |
| MR-AP-MW-22D | 10/26/2020 12:26 | DO | 0.09 | mg/L |
| MR-AP-MW-22D | 10/26/2020 12:26 | Depth to Water Detail | 70.63 | ft |
| MR-AP-MW-22D | 10/26/2020 12:26 | Oxidation Reduction Potention | -207.33 | mv |
| MR-AP-MW-22D | 10/26/2020 12:26 | pH | 7.78 | pH |
| MR-AP-MW-22D | 10/26/2020 12:26 | Temperature | 18.08 | C |
| MR-AP-MW-22D | 10/26/2020 12:26 | Turbidity | 4.76 | NTU |
| MR-AP-MW-22D | 10/26/2020 12:31 | Conductivity | 6500.49 | uS/cm |
| MR-AP-MW-22D | 10/26/2020 12:31 | DO | 0.09 | mg/L |
| MR-AP-MW-22D | 10/26/2020 12:31 | Depth to Water Detail | 74.09 | ft |
| MR-AP-MW-22D | 10/26/2020 12:31 | Oxidation Reduction Potention | -207.17 | mv |
| MR-AP-MW-22D | 10/26/2020 12:31 | pH | 7.77 | pH |
| MR-AP-MW-22D | 10/26/2020 12:31 | Temperature | 18.32 | C |
| MR-AP-MW-22D | 10/26/2020 12:31 | Turbidity | 3.95 | NTU |
| MR-AP-MW-22D | 10/26/2020 12:36 | Conductivity | 6480.4 | uS/cm |
| MR-AP-MW-22D | 10/26/2020 12:36 | DO | 0.09 | mg/L |
| MR-AP-MW-22D | 10/26/2020 12:36 | Depth to Water Detail | 77.19 | ft |
| MR-AP-MW-22D | 10/26/2020 12:36 | Oxidation Reduction Potention | -209.6 | mv |
| MR-AP-MW-22D | 10/26/2020 12:36 | pH | 7.77 | pH |
| MR-AP-MW-22D | 10/26/2020 12:36 | Temperature | 18.05 | C |
| MR-AP-MW-22D | 10/26/2020 12:36 | Turbidity | 4.15 | NTU |
| MR-AP-MW-22D | 10/26/2020 12:41 | Conductivity | 6496.8 | uS/cm |
| MR-AP-MW-22D | 10/26/2020 12:41 | DO | 0.09 | mg/L |
| MR-AP-MW-22D | 10/26/2020 12:41 | Depth to Water Detail | 80.06 | ft |
| MR-AP-MW-22D | 10/26/2020 12:41 | Oxidation Reduction Potention | -212.63 | mv |
| MR-AP-MW-22D | 10/26/2020 12:41 | pH | 7.77 | pH |
| MR-AP-MW-22D | 10/26/2020 12:41 | Temperature | 18.22 | C |
| MR-AP-MW-22D | 10/26/2020 12:41 | Turbidity | 3.91 | NTU |
| MR-AP-MW-22D | 10/26/2020 12:46 | Conductivity | 6518.55 | uS/cm |
| MR-AP-MW-22D | 10/26/2020 12:46 | DO | 0.08 | mg/L |
| MR-AP-MW-22D | 10/26/2020 12:46 | Depth to Water Detail | 84.14 | ft |
| MR-AP-MW-22D | 10/26/2020 12:46 | Oxidation Reduction Potention | -212.86 | mv |
| MR-AP-MW-22D | 10/26/2020 12:46 | pH | 7.76 | pH |
| MR-AP-MW-22D | 10/26/2020 12:46 | Temperature | 18.18 | C |
| MR-AP-MW-22D | 10/26/2020 12:46 | Turbidity | 4.38 | NTU |
| MR-AP-MW-22D | 10/26/2020 12:51 | Conductivity | 6522.81 | uS/cm |
| MR-AP-MW-22D | 10/26/2020 12:51 | DO | 0.08 | mg/L |

# Alabama Power Company
# Plant Miller Ash Pond

| WELL ID | READING TIME | DESCRIPTION | VALUE | UNIT |
|---|---|---|---|---|
| MR-AP-MW-22D | 10/26/2020 12:51 | Depth to Water Detail | 87.36 | ft |
| MR-AP-MW-22D | 10/26/2020 12:51 | Oxidation Reduction Potention | -212.41 | mv |
| MR-AP-MW-22D | 10/26/2020 12:51 | pH | 7.77 | pH |
| MR-AP-MW-22D | 10/26/2020 12:51 | Temperature | 18.21 | C |
| MR-AP-MW-22D | 10/26/2020 12:51 | Turbidity | 4.21 | NTU |
| MR-AP-MW-22D | 10/26/2020 12:56 | Conductivity | 6541.66 | uS/cm |
| MR-AP-MW-22D | 10/26/2020 12:56 | DO | 0.08 | mg/L |
| MR-AP-MW-22D | 10/26/2020 12:56 | Depth to Water Detail | 89.93 | ft |
| MR-AP-MW-22D | 10/26/2020 12:56 | Oxidation Reduction Potention | -212.81 | mv |
| MR-AP-MW-22D | 10/26/2020 12:56 | pH | 7.77 | pH |
| MR-AP-MW-22D | 10/26/2020 12:56 | Temperature | 18.02 | C |
| MR-AP-MW-22D | 10/26/2020 12:56 | Turbidity | 4.14 | NTU |
| MR-AP-MW-22D | 10/26/2020 13:01 | Conductivity | 6538.52 | uS/cm |
| MR-AP-MW-22D | 10/26/2020 13:01 | DO | 0.07 | mg/L |
| MR-AP-MW-22D | 10/26/2020 13:01 | Depth to Water Detail | 93.16 | ft |
| MR-AP-MW-22D | 10/26/2020 13:01 | Oxidation Reduction Potention | -213.59 | mv |
| MR-AP-MW-22D | 10/26/2020 13:01 | pH | 7.78 | pH |
| MR-AP-MW-22D | 10/26/2020 13:01 | Temperature | 18.19 | C |
| MR-AP-MW-22D | 10/26/2020 13:01 | Turbidity | 4.03 | NTU |
| MR-AP-MW-22D | 10/26/2020 13:06 | Conductivity | 6581.8 | uS/cm |
| MR-AP-MW-22D | 10/26/2020 13:06 | DO | 0.08 | mg/L |
| MR-AP-MW-22D | 10/26/2020 13:06 | Depth to Water Detail | 95.62 | ft |
| MR-AP-MW-22D | 10/26/2020 13:06 | Oxidation Reduction Potention | -212.58 | mv |
| MR-AP-MW-22D | 10/26/2020 13:06 | pH | 7.78 | pH |
| MR-AP-MW-22D | 10/26/2020 13:06 | Temperature | 18.15 | C |
| MR-AP-MW-22D | 10/26/2020 13:06 | Turbidity | 4.06 | NTU |
| MR-AP-MW-22D | 10/26/2020 13:11 | Conductivity | 6576.85 | uS/cm |
| MR-AP-MW-22D | 10/26/2020 13:11 | DO | 0.07 | mg/L |
| MR-AP-MW-22D | 10/26/2020 13:11 | Depth to Water Detail | 98.66 | ft |
| MR-AP-MW-22D | 10/26/2020 13:11 | Oxidation Reduction Potention | -212.41 | mv |
| MR-AP-MW-22D | 10/26/2020 13:11 | pH | 7.79 | pH |
| MR-AP-MW-22D | 10/26/2020 13:11 | Temperature | 18.23 | C |
| MR-AP-MW-22D | 10/26/2020 13:11 | Turbidity | 4.07 | NTU |
| MR-AP-MW-22D | 10/26/2020 13:16 | Conductivity | 6593.56 | uS/cm |
| MR-AP-MW-22D | 10/26/2020 13:16 | DO | 0.08 | mg/L |
| MR-AP-MW-22D | 10/26/2020 13:16 | Depth to Water Detail | 101.56 | ft |
| MR-AP-MW-22D | 10/26/2020 13:16 | Oxidation Reduction Potention | -211.24 | mv |
| MR-AP-MW-22D | 10/26/2020 13:16 | pH | 7.79 | pH |
| MR-AP-MW-22D | 10/26/2020 13:16 | Temperature | 17.99 | C |
| MR-AP-MW-22D | 10/26/2020 13:16 | Turbidity | 4.03 | NTU |
| MR-AP-MW-22D | 10/26/2020 13:21 | Conductivity | 6604.6 | uS/cm |
| MR-AP-MW-22D | 10/26/2020 13:21 | DO | 0.43 | mg/L |
| MR-AP-MW-22D | 10/26/2020 13:21 | Depth to Water Detail | 101.21 | ft |
| MR-AP-MW-22D | 10/26/2020 13:21 | Oxidation Reduction Potention | -193.02 | mv |

# Alabama Power Company
# Plant Miller Ash Pond

| WELL ID | READING TIME | DESCRIPTION | VALUE | UNIT |
|---|---|---|---|---|
| MR-AP-MW-22D | 10/26/2020 13:21 | pH | 7.78 | pH |
| MR-AP-MW-22D | 10/26/2020 13:21 | Temperature | 19.82 | C |
| MR-AP-MW-22D | 10/26/2020 13:21 | Turbidity | 3.93 | NTU |
| MR-AP-MW-22D | 10/26/2020 13:26 | Conductivity | 6606.23 | uS/cm |
| MR-AP-MW-22D | 10/26/2020 13:26 | DO | 0.46 | mg/L |
| MR-AP-MW-22D | 10/26/2020 13:26 | Depth to Water Detail | 100.82 | ft |
| MR-AP-MW-22D | 10/26/2020 13:26 | Oxidation Reduction Potention | -188.13 | mv |
| MR-AP-MW-22D | 10/26/2020 13:26 | pH | 7.78 | pH |
| MR-AP-MW-22D | 10/26/2020 13:26 | Temperature | 20.13 | C |
| MR-AP-MW-22D | 10/26/2020 13:26 | Turbidity | 4.57 | NTU |

# Alabama Power Company
# Plant Miller Ash Pond

| WELL ID | READING TIME | DESCRIPTION | VALUE | UNIT |
|---|---|---|---|---|
| MR-AP-MW-31H | 10/27/2020 9:39 | Conductivity | 1145.24 | uS/cm |
| MR-AP-MW-31H | 10/27/2020 9:39 | DO | 0.75 | mg/L |
| MR-AP-MW-31H | 10/27/2020 9:39 | Depth to Water Detail | 235.94 | ft |
| MR-AP-MW-31H | 10/27/2020 9:39 | Oxidation Reduction Potention | -104.47 | mv |
| MR-AP-MW-31H | 10/27/2020 9:39 | pH | 6.92 | pH |
| MR-AP-MW-31H | 10/27/2020 9:39 | Temperature | 17.95 | C |
| MR-AP-MW-31H | 10/27/2020 9:39 | Turbidity | 12.1 | NTU |
| MR-AP-MW-31H | 10/27/2020 9:44 | Conductivity | 1140.86 | uS/cm |
| MR-AP-MW-31H | 10/27/2020 9:44 | DO | 0.61 | mg/L |
| MR-AP-MW-31H | 10/27/2020 9:44 | Depth to Water Detail | 237.86 | ft |
| MR-AP-MW-31H | 10/27/2020 9:44 | Oxidation Reduction Potention | -103.98 | mv |
| MR-AP-MW-31H | 10/27/2020 9:44 | pH | 6.92 | pH |
| MR-AP-MW-31H | 10/27/2020 9:44 | Temperature | 17.79 | C |
| MR-AP-MW-31H | 10/27/2020 9:44 | Turbidity | 2.77 | NTU |
| MR-AP-MW-31H | 10/27/2020 9:49 | Conductivity | 1137.19 | uS/cm |
| MR-AP-MW-31H | 10/27/2020 9:49 | DO | 0.49 | mg/L |
| MR-AP-MW-31H | 10/27/2020 9:49 | Depth to Water Detail | 239.67 | ft |
| MR-AP-MW-31H | 10/27/2020 9:49 | Oxidation Reduction Potention | -104.53 | mv |
| MR-AP-MW-31H | 10/27/2020 9:49 | pH | 6.93 | pH |
| MR-AP-MW-31H | 10/27/2020 9:49 | Temperature | 17.91 | C |
| MR-AP-MW-31H | 10/27/2020 9:49 | Turbidity | 2.77 | NTU |
| MR-AP-MW-31H | 10/27/2020 9:54 | Conductivity | 1098.54 | uS/cm |
| MR-AP-MW-31H | 10/27/2020 9:54 | DO | 0.45 | mg/L |
| MR-AP-MW-31H | 10/27/2020 9:54 | Depth to Water Detail | 241.22 | ft |
| MR-AP-MW-31H | 10/27/2020 9:54 | Oxidation Reduction Potention | -104.72 | mv |
| MR-AP-MW-31H | 10/27/2020 9:54 | pH | 6.93 | pH |
| MR-AP-MW-31H | 10/27/2020 9:54 | Temperature | 17.89 | C |
| MR-AP-MW-31H | 10/27/2020 9:54 | Turbidity | 2.45 | NTU |
| MR-AP-MW-31H | 10/27/2020 9:59 | Conductivity | 1155.67 | uS/cm |
| MR-AP-MW-31H | 10/27/2020 9:59 | DO | 0.51 | mg/L |
| MR-AP-MW-31H | 10/27/2020 9:59 | Depth to Water Detail | 241.84 | ft |
| MR-AP-MW-31H | 10/27/2020 9:59 | Oxidation Reduction Potention | -105.59 | mv |
| MR-AP-MW-31H | 10/27/2020 9:59 | pH | 6.94 | pH |
| MR-AP-MW-31H | 10/27/2020 9:59 | Temperature | 18.22 | C |
| MR-AP-MW-31H | 10/27/2020 9:59 | Turbidity | 1.72 | NTU |
| MR-AP-MW-31H | 10/27/2020 10:04 | Conductivity | 1154.49 | uS/cm |
| MR-AP-MW-31H | 10/27/2020 10:04 | DO | 0.5 | mg/L |
| MR-AP-MW-31H | 10/27/2020 10:04 | Depth to Water Detail | 242.81 | ft |
| MR-AP-MW-31H | 10/27/2020 10:04 | Oxidation Reduction Potention | -104.86 | mv |
| MR-AP-MW-31H | 10/27/2020 10:04 | pH | 6.94 | pH |
| MR-AP-MW-31H | 10/27/2020 10:04 | Temperature | 17.97 | C |
| MR-AP-MW-31H | 10/27/2020 10:04 | Turbidity | 1.61 | NTU |
| MR-AP-MW-31H | 10/27/2020 10:09 | Conductivity | 1152.51 | uS/cm |
| MR-AP-MW-31H | 10/27/2020 10:09 | DO | 0.38 | mg/L |

# Alabama Power Company
# Plant Miller Ash Pond

| WELL ID | READING TIME | DESCRIPTION | VALUE | UNIT |
|---|---|---|---|---|
| MR-AP-MW-31H | 10/27/2020 10:09 | Depth to Water Detail | 243.82 | ft |
| MR-AP-MW-31H | 10/27/2020 10:09 | Oxidation Reduction Potention | -106.48 | mv |
| MR-AP-MW-31H | 10/27/2020 10:09 | pH | 6.95 | pH |
| MR-AP-MW-31H | 10/27/2020 10:09 | Temperature | 18 | C |
| MR-AP-MW-31H | 10/27/2020 10:09 | Turbidity | 1.87 | NTU |
| MR-AP-MW-31H | 10/27/2020 10:14 | Conductivity | 1158.41 | uS/cm |
| MR-AP-MW-31H | 10/27/2020 10:14 | DO | 0.33 | mg/L |
| MR-AP-MW-31H | 10/27/2020 10:14 | Depth to Water Detail | 244.86 | ft |
| MR-AP-MW-31H | 10/27/2020 10:14 | Oxidation Reduction Potention | -106.7 | mv |
| MR-AP-MW-31H | 10/27/2020 10:14 | pH | 6.94 | pH |
| MR-AP-MW-31H | 10/27/2020 10:14 | Temperature | 17.95 | C |
| MR-AP-MW-31H | 10/27/2020 10:14 | Turbidity | 1.66 | NTU |
| MR-AP-MW-31H | 10/27/2020 10:19 | Conductivity | 1141.34 | uS/cm |
| MR-AP-MW-31H | 10/27/2020 10:19 | DO | 0.51 | mg/L |
| MR-AP-MW-31H | 10/27/2020 10:19 | Depth to Water Detail | 245.22 | ft |
| MR-AP-MW-31H | 10/27/2020 10:19 | Oxidation Reduction Potention | -106.68 | mv |
| MR-AP-MW-31H | 10/27/2020 10:19 | pH | 6.95 | pH |
| MR-AP-MW-31H | 10/27/2020 10:19 | Temperature | 18.56 | C |
| MR-AP-MW-31H | 10/27/2020 10:19 | Turbidity | 1.5 | NTU |
| MR-AP-MW-31H | 10/27/2020 10:24 | Conductivity | 1144.18 | uS/cm |
| MR-AP-MW-31H | 10/27/2020 10:24 | DO | 0.6 | mg/L |
| MR-AP-MW-31H | 10/27/2020 10:24 | Depth to Water Detail | 245.46 | ft |
| MR-AP-MW-31H | 10/27/2020 10:24 | Oxidation Reduction Potention | -105.43 | mv |
| MR-AP-MW-31H | 10/27/2020 10:24 | pH | 6.95 | pH |
| MR-AP-MW-31H | 10/27/2020 10:24 | Temperature | 18.66 | C |
| MR-AP-MW-31H | 10/27/2020 10:24 | Turbidity | 1.48 | NTU |
| MR-AP-MW-31H | 10/27/2020 10:29 | Conductivity | 1134.24 | uS/cm |
| MR-AP-MW-31H | 10/27/2020 10:29 | DO | 0.65 | mg/L |
| MR-AP-MW-31H | 10/27/2020 10:29 | Depth to Water Detail | 245.62 | ft |
| MR-AP-MW-31H | 10/27/2020 10:29 | Oxidation Reduction Potention | -105.49 | mv |
| MR-AP-MW-31H | 10/27/2020 10:29 | pH | 6.95 | pH |
| MR-AP-MW-31H | 10/27/2020 10:29 | Temperature | 18.64 | C |
| MR-AP-MW-31H | 10/27/2020 10:29 | Turbidity | 1.42 | NTU |
| MR-AP-MW-31H | 10/27/2020 10:34 | Conductivity | 1131.77 | uS/cm |
| MR-AP-MW-31H | 10/27/2020 10:34 | DO | 0.65 | mg/L |
| MR-AP-MW-31H | 10/27/2020 10:34 | Depth to Water Detail | 245.96 | ft |
| MR-AP-MW-31H | 10/27/2020 10:34 | Oxidation Reduction Potention | -105.53 | mv |
| MR-AP-MW-31H | 10/27/2020 10:34 | pH | 6.95 | pH |
| MR-AP-MW-31H | 10/27/2020 10:34 | Temperature | 18.66 | C |
| MR-AP-MW-31H | 10/27/2020 10:34 | Turbidity | 1.8 | NTU |
| MR-AP-MW-31H | 10/27/2020 10:39 | Conductivity | 1126.19 | uS/cm |
| MR-AP-MW-31H | 10/27/2020 10:39 | DO | 0.65 | mg/L |
| MR-AP-MW-31H | 10/27/2020 10:39 | Depth to Water Detail | 246.13 | ft |
| MR-AP-MW-31H | 10/27/2020 10:39 | Oxidation Reduction Potention | -105.5 | mv |

# Alabama Power Company
# Plant Miller Ash Pond

| WELL ID | READING TIME | DESCRIPTION | VALUE | UNIT |
|---|---|---|---|---|
| MR-AP-MW-31H | 10/27/2020 10:39 | pH | 6.95 | pH |
| MR-AP-MW-31H | 10/27/2020 10:39 | Temperature | 18.62 | C |
| MR-AP-MW-31H | 10/27/2020 10:39 | Turbidity | 1.34 | NTU |
| MR-AP-MW-31H | 10/27/2020 10:44 | Conductivity | 1122.87 | uS/cm |
| MR-AP-MW-31H | 10/27/2020 10:44 | DO | 0.64 | mg/L |
| MR-AP-MW-31H | 10/27/2020 10:44 | Depth to Water Detail | 246.41 | ft |
| MR-AP-MW-31H | 10/27/2020 10:44 | Oxidation Reduction Potention | -106.26 | mv |
| MR-AP-MW-31H | 10/27/2020 10:44 | pH | 6.95 | pH |
| MR-AP-MW-31H | 10/27/2020 10:44 | Temperature | 18.68 | C |
| MR-AP-MW-31H | 10/27/2020 10:44 | Turbidity | 1.41 | NTU |
| MR-AP-MW-31H | 10/27/2020 10:49 | Conductivity | 1116.56 | uS/cm |
| MR-AP-MW-31H | 10/27/2020 10:49 | DO | 0.64 | mg/L |
| MR-AP-MW-31H | 10/27/2020 10:49 | Depth to Water Detail | 246.61 | ft |
| MR-AP-MW-31H | 10/27/2020 10:49 | Oxidation Reduction Potention | -106.86 | mv |
| MR-AP-MW-31H | 10/27/2020 10:49 | pH | 6.95 | pH |
| MR-AP-MW-31H | 10/27/2020 10:49 | Temperature | 18.7 | C |
| MR-AP-MW-31H | 10/27/2020 10:49 | Turbidity | 1.67 | NTU |
| MR-AP-MW-31H | 10/27/2020 10:54 | Conductivity | 1061.46 | uS/cm |
| MR-AP-MW-31H | 10/27/2020 10:54 | DO | 0.6 | mg/L |
| MR-AP-MW-31H | 10/27/2020 10:54 | Depth to Water Detail | 246.87 | ft |
| MR-AP-MW-31H | 10/27/2020 10:54 | Oxidation Reduction Potention | -107.52 | mv |
| MR-AP-MW-31H | 10/27/2020 10:54 | pH | 6.95 | pH |
| MR-AP-MW-31H | 10/27/2020 10:54 | Temperature | 18.81 | C |
| MR-AP-MW-31H | 10/27/2020 10:54 | Turbidity | 1.28 | NTU |
| MR-AP-MW-31H | 10/27/2020 10:59 | Conductivity | 1019.78 | uS/cm |
| MR-AP-MW-31H | 10/27/2020 10:59 | DO | 0.62 | mg/L |
| MR-AP-MW-31H | 10/27/2020 10:59 | Depth to Water Detail | 246.94 | ft |
| MR-AP-MW-31H | 10/27/2020 10:59 | Oxidation Reduction Potention | -108.25 | mv |
| MR-AP-MW-31H | 10/27/2020 10:59 | pH | 6.95 | pH |
| MR-AP-MW-31H | 10/27/2020 10:59 | Temperature | 18.77 | C |
| MR-AP-MW-31H | 10/27/2020 10:59 | Turbidity | 1.54 | NTU |
| MR-AP-MW-31H | 10/27/2020 11:04 | Conductivity | 1013.47 | uS/cm |
| MR-AP-MW-31H | 10/27/2020 11:04 | DO | 0.58 | mg/L |
| MR-AP-MW-31H | 10/27/2020 11:04 | Depth to Water Detail | 247.12 | ft |
| MR-AP-MW-31H | 10/27/2020 11:04 | Oxidation Reduction Potention | -109.84 | mv |
| MR-AP-MW-31H | 10/27/2020 11:04 | pH | 6.95 | pH |
| MR-AP-MW-31H | 10/27/2020 11:04 | Temperature | 18.8 | C |
| MR-AP-MW-31H | 10/27/2020 11:04 | Turbidity | 1.29 | NTU |

# Alabama Power Company
# Plant Miller Ash Pond

| WELL ID | READING TIME | DESCRIPTION | VALUE | UNIT |
|---|---|---|---|---|
| MR-AP-MW-19HA | 10/14/2020 11:53 | Conductivity | 1490.08 | uS/cm |
| MR-AP-MW-19HA | 10/14/2020 11:53 | DO | 0.35 | mg/L |
| MR-AP-MW-19HA | 10/14/2020 11:53 | Depth to Water Detail | 123.23 | ft |
| MR-AP-MW-19HA | 10/14/2020 11:53 | Oxidation Reduction Potention | -234.31 | mv |
| MR-AP-MW-19HA | 10/14/2020 11:53 | pH | 8.08 | pH |
| MR-AP-MW-19HA | 10/14/2020 11:53 | Temperature | 19.91 | C |
| MR-AP-MW-19HA | 10/14/2020 11:53 | Turbidity | 8.39 | NTU |
| MR-AP-MW-19HA | 10/14/2020 11:58 | Conductivity | 2766.35 | uS/cm |
| MR-AP-MW-19HA | 10/14/2020 11:58 | DO | 0.08 | mg/L |
| MR-AP-MW-19HA | 10/14/2020 11:58 | Depth to Water Detail | 125.75 | ft |
| MR-AP-MW-19HA | 10/14/2020 11:58 | Oxidation Reduction Potention | -315.36 | mv |
| MR-AP-MW-19HA | 10/14/2020 11:58 | pH | 7.97 | pH |
| MR-AP-MW-19HA | 10/14/2020 11:58 | Temperature | 19.26 | C |
| MR-AP-MW-19HA | 10/14/2020 11:58 | Turbidity | 4.73 | NTU |
| MR-AP-MW-19HA | 10/14/2020 12:03 | Conductivity | 3043.48 | uS/cm |
| MR-AP-MW-19HA | 10/14/2020 12:03 | DO | 0.07 | mg/L |
| MR-AP-MW-19HA | 10/14/2020 12:03 | Depth to Water Detail | 127.75 | ft |
| MR-AP-MW-19HA | 10/14/2020 12:03 | Oxidation Reduction Potention | -331.06 | mv |
| MR-AP-MW-19HA | 10/14/2020 12:03 | pH | 7.94 | pH |
| MR-AP-MW-19HA | 10/14/2020 12:03 | Temperature | 19.36 | C |
| MR-AP-MW-19HA | 10/14/2020 12:03 | Turbidity | 2.98 | NTU |
| MR-AP-MW-19HA | 10/14/2020 12:08 | Conductivity | 2071.14 | uS/cm |
| MR-AP-MW-19HA | 10/14/2020 12:08 | DO | 0.07 | mg/L |
| MR-AP-MW-19HA | 10/14/2020 12:08 | Depth to Water Detail | 129.08 | ft |
| MR-AP-MW-19HA | 10/14/2020 12:08 | Oxidation Reduction Potention | -331.93 | mv |
| MR-AP-MW-19HA | 10/14/2020 12:08 | pH | 8.04 | pH |
| MR-AP-MW-19HA | 10/14/2020 12:08 | Temperature | 19.24 | C |
| MR-AP-MW-19HA | 10/14/2020 12:08 | Turbidity | 2.44 | NTU |
| MR-AP-MW-19HA | 10/14/2020 12:13 | Conductivity | 1809.84 | uS/cm |
| MR-AP-MW-19HA | 10/14/2020 12:13 | DO | 0.06 | mg/L |
| MR-AP-MW-19HA | 10/14/2020 12:13 | Depth to Water Detail | 129.4 | ft |
| MR-AP-MW-19HA | 10/14/2020 12:13 | Oxidation Reduction Potention | -327.45 | mv |
| MR-AP-MW-19HA | 10/14/2020 12:13 | pH | 8.09 | pH |
| MR-AP-MW-19HA | 10/14/2020 12:13 | Temperature | 19.36 | C |
| MR-AP-MW-19HA | 10/14/2020 12:13 | Turbidity | 2.2 | NTU |
| MR-AP-MW-19HA | 10/14/2020 12:18 | Conductivity | 1841.95 | uS/cm |
| MR-AP-MW-19HA | 10/14/2020 12:18 | DO | 0.06 | mg/L |
| MR-AP-MW-19HA | 10/14/2020 12:18 | Depth to Water Detail | 132.05 | ft |
| MR-AP-MW-19HA | 10/14/2020 12:18 | Oxidation Reduction Potention | -328.98 | mv |
| MR-AP-MW-19HA | 10/14/2020 12:18 | pH | 8.14 | pH |
| MR-AP-MW-19HA | 10/14/2020 12:18 | Temperature | 19.26 | C |
| MR-AP-MW-19HA | 10/14/2020 12:18 | Turbidity | 2.2 | NTU |
| MR-AP-MW-19HA | 10/14/2020 12:23 | Conductivity | 1883.35 | uS/cm |
| MR-AP-MW-19HA | 10/14/2020 12:23 | DO | 0.04 | mg/L |

# Alabama Power Company
# Plant Miller Ash Pond

| WELL ID | READING TIME | DESCRIPTION | VALUE | UNIT |
|---|---|---|---|---|
| MR-AP-MW-19HA | 10/14/2020 12:23 | Depth to Water Detail | 134.2 | ft |
| MR-AP-MW-19HA | 10/14/2020 12:23 | Oxidation Reduction Potention | -330.42 | mv |
| MR-AP-MW-19HA | 10/14/2020 12:23 | pH | 8.12 | pH |
| MR-AP-MW-19HA | 10/14/2020 12:23 | Temperature | 19.39 | C |
| MR-AP-MW-19HA | 10/14/2020 12:23 | Turbidity | 2.21 | NTU |
| MR-AP-MW-19HA | 10/14/2020 12:28 | Conductivity | 1950.71 | uS/cm |
| MR-AP-MW-19HA | 10/14/2020 12:28 | DO | 0.05 | mg/L |
| MR-AP-MW-19HA | 10/14/2020 12:28 | Depth to Water Detail | 135 | ft |
| MR-AP-MW-19HA | 10/14/2020 12:28 | Oxidation Reduction Potention | -333.5 | mv |
| MR-AP-MW-19HA | 10/14/2020 12:28 | pH | 8.13 | pH |
| MR-AP-MW-19HA | 10/14/2020 12:28 | Temperature | 19.21 | C |
| MR-AP-MW-19HA | 10/14/2020 12:28 | Turbidity | 2.17 | NTU |
| MR-AP-MW-19HA | 10/14/2020 12:33 | Conductivity | 2029.62 | uS/cm |
| MR-AP-MW-19HA | 10/14/2020 12:33 | DO | 0.04 | mg/L |
| MR-AP-MW-19HA | 10/14/2020 12:33 | Depth to Water Detail | 137.2 | ft |
| MR-AP-MW-19HA | 10/14/2020 12:33 | Oxidation Reduction Potention | -335.73 | mv |
| MR-AP-MW-19HA | 10/14/2020 12:33 | pH | 8.12 | pH |
| MR-AP-MW-19HA | 10/14/2020 12:33 | Temperature | 19.41 | C |
| MR-AP-MW-19HA | 10/14/2020 12:33 | Turbidity | 2.06 | NTU |
| MR-AP-MW-19HA | 10/14/2020 12:38 | Conductivity | 2118.18 | uS/cm |
| MR-AP-MW-19HA | 10/14/2020 12:38 | DO | 0.05 | mg/L |
| MR-AP-MW-19HA | 10/14/2020 12:38 | Depth to Water Detail | 138 | ft |
| MR-AP-MW-19HA | 10/14/2020 12:38 | Oxidation Reduction Potention | -337.93 | mv |
| MR-AP-MW-19HA | 10/14/2020 12:38 | pH | 8.12 | pH |
| MR-AP-MW-19HA | 10/14/2020 12:38 | Temperature | 19.23 | C |
| MR-AP-MW-19HA | 10/14/2020 12:38 | Turbidity | 2.06 | NTU |
| MR-AP-MW-19HA | 10/14/2020 12:43 | Conductivity | 2154.42 | uS/cm |
| MR-AP-MW-19HA | 10/14/2020 12:43 | DO | 0.03 | mg/L |
| MR-AP-MW-19HA | 10/14/2020 12:43 | Depth to Water Detail | 139.2 | ft |
| MR-AP-MW-19HA | 10/14/2020 12:43 | Oxidation Reduction Potention | -340.44 | mv |
| MR-AP-MW-19HA | 10/14/2020 12:43 | pH | 8.12 | pH |
| MR-AP-MW-19HA | 10/14/2020 12:43 | Temperature | 19.41 | C |
| MR-AP-MW-19HA | 10/14/2020 12:43 | Turbidity | 2.22 | NTU |
| MR-AP-MW-19HA | 10/14/2020 12:48 | Conductivity | 2195.72 | uS/cm |
| MR-AP-MW-19HA | 10/14/2020 12:48 | DO | 0.05 | mg/L |
| MR-AP-MW-19HA | 10/14/2020 12:48 | Depth to Water Detail | 140.55 | ft |
| MR-AP-MW-19HA | 10/14/2020 12:48 | Oxidation Reduction Potention | -341.7 | mv |
| MR-AP-MW-19HA | 10/14/2020 12:48 | pH | 8.11 | pH |
| MR-AP-MW-19HA | 10/14/2020 12:48 | Temperature | 19.18 | C |
| MR-AP-MW-19HA | 10/14/2020 12:48 | Turbidity | 2.04 | NTU |
| MR-AP-MW-19HA | 10/14/2020 12:53 | Conductivity | 2237.76 | uS/cm |
| MR-AP-MW-19HA | 10/14/2020 12:53 | DO | 0.03 | mg/L |
| MR-AP-MW-19HA | 10/14/2020 12:53 | Depth to Water Detail | 142.95 | ft |
| MR-AP-MW-19HA | 10/14/2020 12:53 | Oxidation Reduction Potention | -343.8 | mv |

# Alabama Power Company
# Plant Miller Ash Pond

| WELL ID | READING TIME | DESCRIPTION | VALUE | UNIT |
|---|---|---|---|---|
| MR-AP-MW-19HA | 10/14/2020 12:53 | pH | 8.11 | pH |
| MR-AP-MW-19HA | 10/14/2020 12:53 | Temperature | 19.37 | C |
| MR-AP-MW-19HA | 10/14/2020 12:53 | Turbidity | 2.21 | NTU |
| MR-AP-MW-19HA | 10/14/2020 12:58 | Conductivity | 2275.64 | uS/cm |
| MR-AP-MW-19HA | 10/14/2020 12:58 | DO | 0.05 | mg/L |
| MR-AP-MW-19HA | 10/14/2020 12:58 | Depth to Water Detail | 143.1 | ft |
| MR-AP-MW-19HA | 10/14/2020 12:58 | Oxidation Reduction Potention | -345.16 | mv |
| MR-AP-MW-19HA | 10/14/2020 12:58 | pH | 8.11 | pH |
| MR-AP-MW-19HA | 10/14/2020 12:58 | Temperature | 19.16 | C |
| MR-AP-MW-19HA | 10/14/2020 12:58 | Turbidity | 2.06 | NTU |
| MR-AP-MW-19HA | 10/14/2020 13:03 | Conductivity | 2306.8 | uS/cm |
| MR-AP-MW-19HA | 10/14/2020 13:03 | DO | 0.03 | mg/L |
| MR-AP-MW-19HA | 10/14/2020 13:03 | Depth to Water Detail | 144.85 | ft |
| MR-AP-MW-19HA | 10/14/2020 13:03 | Oxidation Reduction Potention | -346.63 | mv |
| MR-AP-MW-19HA | 10/14/2020 13:03 | pH | 8.11 | pH |
| MR-AP-MW-19HA | 10/14/2020 13:03 | Temperature | 19.49 | C |
| MR-AP-MW-19HA | 10/14/2020 13:03 | Turbidity | 14.1 | NTU |
| MR-AP-MW-19HA | 10/14/2020 13:08 | Conductivity | 2360.45 | uS/cm |
| MR-AP-MW-19HA | 10/14/2020 13:08 | DO | 0.03 | mg/L |
| MR-AP-MW-19HA | 10/14/2020 13:08 | Depth to Water Detail | 144.9 | ft |
| MR-AP-MW-19HA | 10/14/2020 13:08 | Oxidation Reduction Potention | -348.15 | mv |
| MR-AP-MW-19HA | 10/14/2020 13:08 | pH | 8.12 | pH |
| MR-AP-MW-19HA | 10/14/2020 13:08 | Temperature | 19.25 | C |
| MR-AP-MW-19HA | 10/14/2020 13:08 | Turbidity | 100 | NTU |
| MR-AP-MW-19HA | 10/14/2020 13:13 | Conductivity | 2277.6 | uS/cm |
| MR-AP-MW-19HA | 10/14/2020 13:13 | DO | 0.02 | mg/L |
| MR-AP-MW-19HA | 10/14/2020 13:13 | Depth to Water Detail | 146.2 | ft |
| MR-AP-MW-19HA | 10/14/2020 13:13 | Oxidation Reduction Potention | -348.98 | mv |
| MR-AP-MW-19HA | 10/14/2020 13:13 | pH | 8.13 | pH |
| MR-AP-MW-19HA | 10/14/2020 13:13 | Temperature | 19.51 | C |
| MR-AP-MW-19HA | 10/14/2020 13:13 | Turbidity | 100 | NTU |
| MR-AP-MW-19HA | 10/14/2020 13:18 | Conductivity | 2255.26 | uS/cm |
| MR-AP-MW-19HA | 10/14/2020 13:18 | DO | 0.04 | mg/L |
| MR-AP-MW-19HA | 10/14/2020 13:18 | Depth to Water Detail | 147.12 | ft |
| MR-AP-MW-19HA | 10/14/2020 13:18 | Oxidation Reduction Potention | -348.06 | mv |
| MR-AP-MW-19HA | 10/14/2020 13:18 | pH | 8.18 | pH |
| MR-AP-MW-19HA | 10/14/2020 13:18 | Temperature | 19.26 | C |
| MR-AP-MW-19HA | 10/14/2020 13:18 | Turbidity | 100 | NTU |
| MR-AP-MW-19HA | 10/14/2020 13:23 | Conductivity | 2228.84 | uS/cm |
| MR-AP-MW-19HA | 10/14/2020 13:23 | DO | 0.04 | mg/L |
| MR-AP-MW-19HA | 10/14/2020 13:23 | Depth to Water Detail | 147.12 | ft |
| MR-AP-MW-19HA | 10/14/2020 13:23 | Oxidation Reduction Potention | -347.68 | mv |
| MR-AP-MW-19HA | 10/14/2020 13:23 | pH | 8.23 | pH |
| MR-AP-MW-19HA | 10/14/2020 13:23 | Temperature | 19.47 | C |

# Alabama Power Company
# Plant Miller Ash Pond

| WELL ID | READING TIME | DESCRIPTION | VALUE | UNIT |
|---|---|---|---|---|
| MR-AP-MW-19HA | 10/14/2020 13:23 | Turbidity | 18.4 | NTU |
| MR-AP-MW-19HA | 10/14/2020 13:28 | Conductivity | 2206.86 | uS/cm |
| MR-AP-MW-19HA | 10/14/2020 13:28 | DO | 0.04 | mg/L |
| MR-AP-MW-19HA | 10/14/2020 13:28 | Depth to Water Detail | 148.5 | ft |
| MR-AP-MW-19HA | 10/14/2020 13:28 | Oxidation Reduction Potention | -346.94 | mv |
| MR-AP-MW-19HA | 10/14/2020 13:28 | pH | 8.22 | pH |
| MR-AP-MW-19HA | 10/14/2020 13:28 | Temperature | 19.4 | C |
| MR-AP-MW-19HA | 10/14/2020 13:28 | Turbidity | 9.87 | NTU |
| MR-AP-MW-19HA | 10/14/2020 13:33 | Conductivity | 2239.59 | uS/cm |
| MR-AP-MW-19HA | 10/14/2020 13:33 | DO | 0.04 | mg/L |
| MR-AP-MW-19HA | 10/14/2020 13:33 | Depth to Water Detail | 149.5 | ft |
| MR-AP-MW-19HA | 10/14/2020 13:33 | Oxidation Reduction Potention | -348.44 | mv |
| MR-AP-MW-19HA | 10/14/2020 13:33 | pH | 8.24 | pH |
| MR-AP-MW-19HA | 10/14/2020 13:33 | Temperature | 19.48 | C |
| MR-AP-MW-19HA | 10/14/2020 13:33 | Turbidity | 5.52 | NTU |
| MR-AP-MW-19HA | 10/14/2020 13:38 | Conductivity | 2263.65 | uS/cm |
| MR-AP-MW-19HA | 10/14/2020 13:38 | DO | 0.05 | mg/L |
| MR-AP-MW-19HA | 10/14/2020 13:38 | Depth to Water Detail | 149.85 | ft |
| MR-AP-MW-19HA | 10/14/2020 13:38 | Oxidation Reduction Potention | -347.45 | mv |
| MR-AP-MW-19HA | 10/14/2020 13:38 | pH | 8.23 | pH |
| MR-AP-MW-19HA | 10/14/2020 13:38 | Temperature | 19.7 | C |
| MR-AP-MW-19HA | 10/14/2020 13:38 | Turbidity | 4.48 | NTU |
| MR-AP-MW-19HA | 10/14/2020 13:43 | Conductivity | 2255.29 | uS/cm |
| MR-AP-MW-19HA | 10/14/2020 13:43 | DO | 0.13 | mg/L |
| MR-AP-MW-19HA | 10/14/2020 13:43 | Depth to Water Detail | 150.1 | ft |
| MR-AP-MW-19HA | 10/14/2020 13:43 | Oxidation Reduction Potention | -347.36 | mv |
| MR-AP-MW-19HA | 10/14/2020 13:43 | pH | 8.22 | pH |
| MR-AP-MW-19HA | 10/14/2020 13:43 | Temperature | 21.01 | C |
| MR-AP-MW-19HA | 10/14/2020 13:43 | Turbidity | 3.77 | NTU |
| MR-AP-MW-19HA | 10/14/2020 13:48 | Conductivity | 2248.49 | uS/cm |
| MR-AP-MW-19HA | 10/14/2020 13:48 | DO | 0.14 | mg/L |
| MR-AP-MW-19HA | 10/14/2020 13:48 | Depth to Water Detail | 149.9 | ft |
| MR-AP-MW-19HA | 10/14/2020 13:48 | Oxidation Reduction Potention | -347.46 | mv |
| MR-AP-MW-19HA | 10/14/2020 13:48 | pH | 8.23 | pH |
| MR-AP-MW-19HA | 10/14/2020 13:48 | Temperature | 20.95 | C |
| MR-AP-MW-19HA | 10/14/2020 13:48 | Turbidity | 3.46 | NTU |
| MR-AP-MW-19HA | 10/14/2020 13:53 | Conductivity | 2277.51 | uS/cm |
| MR-AP-MW-19HA | 10/14/2020 13:53 | DO | 0.15 | mg/L |
| MR-AP-MW-19HA | 10/14/2020 13:53 | Depth to Water Detail | 149.85 | ft |
| MR-AP-MW-19HA | 10/14/2020 13:53 | Oxidation Reduction Potention | -347.69 | mv |
| MR-AP-MW-19HA | 10/14/2020 13:53 | pH | 8.24 | pH |
| MR-AP-MW-19HA | 10/14/2020 13:53 | Temperature | 20.97 | C |
| MR-AP-MW-19HA | 10/14/2020 13:53 | Turbidity | 3.44 | NTU |
| MR-AP-MW-19HA | 10/14/2020 13:58 | Conductivity | 2370.26 | uS/cm |

# Alabama Power Company
# Plant Miller Ash Pond

| WELL ID | READING TIME | DESCRIPTION | VALUE | UNIT |
|---|---|---|---|---|
| MR-AP-MW-19HA | 10/14/2020 13:58 | DO | 0.14 | mg/L |
| MR-AP-MW-19HA | 10/14/2020 13:58 | Depth to Water Detail | 149.56 | ft |
| MR-AP-MW-19HA | 10/14/2020 13:58 | Oxidation Reduction Potention | -349.16 | mv |
| MR-AP-MW-19HA | 10/14/2020 13:58 | pH | 8.25 | pH |
| MR-AP-MW-19HA | 10/14/2020 13:58 | Temperature | 21.04 | C |
| MR-AP-MW-19HA | 10/14/2020 13:58 | Turbidity | 3.1 | NTU |
| MR-AP-MW-19HA | 10/14/2020 14:03 | Conductivity | 2443.11 | uS/cm |
| MR-AP-MW-19HA | 10/14/2020 14:03 | DO | 0.2 | mg/L |
| MR-AP-MW-19HA | 10/14/2020 14:03 | Depth to Water Detail | 149.1 | ft |
| MR-AP-MW-19HA | 10/14/2020 14:03 | Oxidation Reduction Potention | -349.7 | mv |
| MR-AP-MW-19HA | 10/14/2020 14:03 | pH | 8.24 | pH |
| MR-AP-MW-19HA | 10/14/2020 14:03 | Temperature | 22.3 | C |
| MR-AP-MW-19HA | 10/14/2020 14:03 | Turbidity | 2.71 | NTU |
| MR-AP-MW-19HA | 10/14/2020 14:08 | Conductivity | 2495.91 | uS/cm |
| MR-AP-MW-19HA | 10/14/2020 14:08 | DO | 0.2 | mg/L |
| MR-AP-MW-19HA | 10/14/2020 14:08 | Depth to Water Detail | 149 | ft |
| MR-AP-MW-19HA | 10/14/2020 14:08 | Oxidation Reduction Potention | -349.53 | mv |
| MR-AP-MW-19HA | 10/14/2020 14:08 | pH | 8.23 | pH |
| MR-AP-MW-19HA | 10/14/2020 14:08 | Temperature | 22.53 | C |
| MR-AP-MW-19HA | 10/14/2020 14:08 | Turbidity | 2.75 | NTU |
| MR-AP-MW-19HA | 10/14/2020 14:13 | Conductivity | 2512.32 | uS/cm |
| MR-AP-MW-19HA | 10/14/2020 14:13 | DO | 0.2 | mg/L |
| MR-AP-MW-19HA | 10/14/2020 14:13 | Depth to Water Detail | 148.2 | ft |
| MR-AP-MW-19HA | 10/14/2020 14:13 | Oxidation Reduction Potention | -350.43 | mv |
| MR-AP-MW-19HA | 10/14/2020 14:13 | pH | 8.24 | pH |
| MR-AP-MW-19HA | 10/14/2020 14:13 | Temperature | 22.51 | C |
| MR-AP-MW-19HA | 10/14/2020 14:13 | Turbidity | 2.39 | NTU |
| MR-AP-MW-19HA | 10/14/2020 14:18 | Conductivity | 2524.03 | uS/cm |
| MR-AP-MW-19HA | 10/14/2020 14:18 | DO | 0.21 | mg/L |
| MR-AP-MW-19HA | 10/14/2020 14:18 | Depth to Water Detail | 147.75 | ft |
| MR-AP-MW-19HA | 10/14/2020 14:18 | Oxidation Reduction Potention | -351.05 | mv |
| MR-AP-MW-19HA | 10/14/2020 14:18 | pH | 8.25 | pH |
| MR-AP-MW-19HA | 10/14/2020 14:18 | Temperature | 22.38 | C |
| MR-AP-MW-19HA | 10/14/2020 14:18 | Turbidity | 2.21 | NTU |

# Alabama Power Company
# Plant Miller Ash Pond

| WELL ID | READING TIME | DESCRIPTION | VALUE | UNIT |
|---|---|---|---|---|
| MR-AP-MW-1 | 10/19/2020 12:18 | Conductivity | 1230.54 | uS/cm |
| MR-AP-MW-1 | 10/19/2020 12:18 | DO | 1.43 | mg/L |
| MR-AP-MW-1 | 10/19/2020 12:18 | Depth to Water Detail | 197.08 | ft |
| MR-AP-MW-1 | 10/19/2020 12:18 | Oxidation Reduction Potention | -248.6 | mv |
| MR-AP-MW-1 | 10/19/2020 12:18 | pH | 11.29 | pH |
| MR-AP-MW-1 | 10/19/2020 12:18 | Temperature | 19.29 | C |
| MR-AP-MW-1 | 10/19/2020 12:18 | Turbidity | 22.1 | NTU |
| MR-AP-MW-1 | 10/19/2020 12:23 | Conductivity | 2778.51 | uS/cm |
| MR-AP-MW-1 | 10/19/2020 12:23 | DO | 0.9 | mg/L |
| MR-AP-MW-1 | 10/19/2020 12:23 | Depth to Water Detail | 197.38 | ft |
| MR-AP-MW-1 | 10/19/2020 12:23 | Oxidation Reduction Potention | -250.21 | mv |
| MR-AP-MW-1 | 10/19/2020 12:23 | pH | 12.03 | pH |
| MR-AP-MW-1 | 10/19/2020 12:23 | Temperature | 19.61 | C |
| MR-AP-MW-1 | 10/19/2020 12:23 | Turbidity | 12.6 | NTU |
| MR-AP-MW-1 | 10/19/2020 12:28 | Conductivity | 3535.35 | uS/cm |
| MR-AP-MW-1 | 10/19/2020 12:28 | DO | 0.69 | mg/L |
| MR-AP-MW-1 | 10/19/2020 12:28 | Depth to Water Detail | 197.97 | ft |
| MR-AP-MW-1 | 10/19/2020 12:28 | Oxidation Reduction Potention | -257.98 | mv |
| MR-AP-MW-1 | 10/19/2020 12:28 | pH | 12.15 | pH |
| MR-AP-MW-1 | 10/19/2020 12:28 | Temperature | 19.43 | C |
| MR-AP-MW-1 | 10/19/2020 12:28 | Turbidity | 3.69 | NTU |
| MR-AP-MW-1 | 10/19/2020 12:33 | Conductivity | 3582 | uS/cm |
| MR-AP-MW-1 | 10/19/2020 12:33 | DO | 0.62 | mg/L |
| MR-AP-MW-1 | 10/19/2020 12:33 | Depth to Water Detail | 198.4 | ft |
| MR-AP-MW-1 | 10/19/2020 12:33 | Oxidation Reduction Potention | -259.54 | mv |
| MR-AP-MW-1 | 10/19/2020 12:33 | pH | 12.18 | pH |
| MR-AP-MW-1 | 10/19/2020 12:33 | Temperature | 19.3 | C |
| MR-AP-MW-1 | 10/19/2020 12:33 | Turbidity | 1.25 | NTU |
| MR-AP-MW-1 | 10/19/2020 12:38 | Conductivity | 3582.6 | uS/cm |
| MR-AP-MW-1 | 10/19/2020 12:38 | DO | 0.61 | mg/L |
| MR-AP-MW-1 | 10/19/2020 12:38 | Depth to Water Detail | 198.99 | ft |
| MR-AP-MW-1 | 10/19/2020 12:38 | Oxidation Reduction Potention | -261.42 | mv |
| MR-AP-MW-1 | 10/19/2020 12:38 | pH | 12.19 | pH |
| MR-AP-MW-1 | 10/19/2020 12:38 | Temperature | 19.11 | C |
| MR-AP-MW-1 | 10/19/2020 12:38 | Turbidity | 1.59 | NTU |
| MR-AP-MW-1 | 10/19/2020 12:43 | Conductivity | 3577.35 | uS/cm |
| MR-AP-MW-1 | 10/19/2020 12:43 | DO | 0.53 | mg/L |
| MR-AP-MW-1 | 10/19/2020 12:43 | Depth to Water Detail | 199.2 | ft |
| MR-AP-MW-1 | 10/19/2020 12:43 | Oxidation Reduction Potention | -261.85 | mv |
| MR-AP-MW-1 | 10/19/2020 12:43 | pH | 12.19 | pH |
| MR-AP-MW-1 | 10/19/2020 12:43 | Temperature | 19.43 | C |
| MR-AP-MW-1 | 10/19/2020 12:43 | Turbidity | 1.24 | NTU |
| MR-AP-MW-1 | 10/19/2020 12:48 | Conductivity | 3563.55 | uS/cm |
| MR-AP-MW-1 | 10/19/2020 12:48 | DO | 0.51 | mg/L |

# Alabama Power Company
# Plant Miller Ash Pond

| WELL ID | READING TIME | DESCRIPTION | VALUE | UNIT |
|---|---|---|---|---|
| MR-AP-MW-1 | 10/19/2020 12:48 | Depth to Water Detail | 199.43 | ft |
| MR-AP-MW-1 | 10/19/2020 12:48 | Oxidation Reduction Potention | -262.92 | mv |
| MR-AP-MW-1 | 10/19/2020 12:48 | pH | 12.2 | pH |
| MR-AP-MW-1 | 10/19/2020 12:48 | Temperature | 19.3 | C |
| MR-AP-MW-1 | 10/19/2020 12:48 | Turbidity | 0.72 | NTU |
| MR-AP-MW-1 | 10/19/2020 12:53 | Conductivity | 3537.88 | uS/cm |
| MR-AP-MW-1 | 10/19/2020 12:53 | DO | 0.51 | mg/L |
| MR-AP-MW-1 | 10/19/2020 12:53 | Depth to Water Detail | 199.59 | ft |
| MR-AP-MW-1 | 10/19/2020 12:53 | Oxidation Reduction Potention | -263.7 | mv |
| MR-AP-MW-1 | 10/19/2020 12:53 | pH | 12.19 | pH |
| MR-AP-MW-1 | 10/19/2020 12:53 | Temperature | 19.46 | C |
| MR-AP-MW-1 | 10/19/2020 12:53 | Turbidity | 1.31 | NTU |
| MR-AP-MW-1 | 10/19/2020 12:58 | Conductivity | 3492.18 | uS/cm |
| MR-AP-MW-1 | 10/19/2020 12:58 | DO | 0.59 | mg/L |
| MR-AP-MW-1 | 10/19/2020 12:58 | Depth to Water Detail | 199.75 | ft |
| MR-AP-MW-1 | 10/19/2020 12:58 | Oxidation Reduction Potention | -262.2 | mv |
| MR-AP-MW-1 | 10/19/2020 12:58 | pH | 12.18 | pH |
| MR-AP-MW-1 | 10/19/2020 12:58 | Temperature | 19.56 | C |
| MR-AP-MW-1 | 10/19/2020 12:58 | Turbidity | 1.94 | NTU |
| MR-AP-MW-1 | 10/19/2020 13:03 | Conductivity | 3444.38 | uS/cm |
| MR-AP-MW-1 | 10/19/2020 13:03 | DO | 0.5 | mg/L |
| MR-AP-MW-1 | 10/19/2020 13:03 | Depth to Water Detail | 200 | ft |
| MR-AP-MW-1 | 10/19/2020 13:03 | Oxidation Reduction Potention | -263.34 | mv |
| MR-AP-MW-1 | 10/19/2020 13:03 | pH | 12.19 | pH |
| MR-AP-MW-1 | 10/19/2020 13:03 | Temperature | 19.51 | C |
| MR-AP-MW-1 | 10/19/2020 13:03 | Turbidity | 0.96 | NTU |
| MR-AP-MW-1 | 10/19/2020 13:08 | Conductivity | 3336.93 | uS/cm |
| MR-AP-MW-1 | 10/19/2020 13:08 | DO | 0.49 | mg/L |
| MR-AP-MW-1 | 10/19/2020 13:08 | Depth to Water Detail | 200.07 | ft |
| MR-AP-MW-1 | 10/19/2020 13:08 | Oxidation Reduction Potention | -265.1 | mv |
| MR-AP-MW-1 | 10/19/2020 13:08 | pH | 12.18 | pH |
| MR-AP-MW-1 | 10/19/2020 13:08 | Temperature | 19.22 | C |
| MR-AP-MW-1 | 10/19/2020 13:08 | Turbidity | 0.98 | NTU |
| MR-AP-MW-1 | 10/19/2020 13:13 | Conductivity | 3171.52 | uS/cm |
| MR-AP-MW-1 | 10/19/2020 13:13 | DO | 0.49 | mg/L |
| MR-AP-MW-1 | 10/19/2020 13:13 | Depth to Water Detail | 200.2 | ft |
| MR-AP-MW-1 | 10/19/2020 13:13 | Oxidation Reduction Potention | -263.73 | mv |
| MR-AP-MW-1 | 10/19/2020 13:13 | pH | 12.16 | pH |
| MR-AP-MW-1 | 10/19/2020 13:13 | Temperature | 19.12 | C |
| MR-AP-MW-1 | 10/19/2020 13:13 | Turbidity | 2.64 | NTU |
| MR-AP-MW-1 | 10/19/2020 13:18 | Conductivity | 2933.05 | uS/cm |
| MR-AP-MW-1 | 10/19/2020 13:18 | DO | 0.53 | mg/L |
| MR-AP-MW-1 | 10/19/2020 13:18 | Depth to Water Detail | 200.33 | ft |
| MR-AP-MW-1 | 10/19/2020 13:18 | Oxidation Reduction Potention | -262.25 | mv |

# Alabama Power Company
# Plant Miller Ash Pond

| WELL ID | READING TIME | DESCRIPTION | VALUE | UNIT |
|---|---|---|---|---|
| MR-AP-MW-1 | 10/19/2020 13:18 | pH | 12.13 | pH |
| MR-AP-MW-1 | 10/19/2020 13:18 | Temperature | 19.18 | C |
| MR-AP-MW-1 | 10/19/2020 13:18 | Turbidity | 2.68 | NTU |
| MR-AP-MW-1 | 10/19/2020 13:23 | Conductivity | 2831.26 | uS/cm |
| MR-AP-MW-1 | 10/19/2020 13:23 | DO | 0.56 | mg/L |
| MR-AP-MW-1 | 10/19/2020 13:23 | Depth to Water Detail | 200.38 | ft |
| MR-AP-MW-1 | 10/19/2020 13:23 | Oxidation Reduction Potention | -261.33 | mv |
| MR-AP-MW-1 | 10/19/2020 13:23 | pH | 12.1 | pH |
| MR-AP-MW-1 | 10/19/2020 13:23 | Temperature | 19.53 | C |
| MR-AP-MW-1 | 10/19/2020 13:23 | Turbidity | 2.89 | NTU |
| MR-AP-MW-1 | 10/19/2020 13:28 | Conductivity | 2680.08 | uS/cm |
| MR-AP-MW-1 | 10/19/2020 13:28 | DO | 0.49 | mg/L |
| MR-AP-MW-1 | 10/19/2020 13:28 | Depth to Water Detail | 200.42 | ft |
| MR-AP-MW-1 | 10/19/2020 13:28 | Oxidation Reduction Potention | -261.74 | mv |
| MR-AP-MW-1 | 10/19/2020 13:28 | pH | 12.08 | pH |
| MR-AP-MW-1 | 10/19/2020 13:28 | Temperature | 19.33 | C |
| MR-AP-MW-1 | 10/19/2020 13:28 | Turbidity | 3.92 | NTU |
| MR-AP-MW-1 | 10/19/2020 13:33 | Conductivity | 2455.47 | uS/cm |
| MR-AP-MW-1 | 10/19/2020 13:33 | DO | 0.48 | mg/L |
| MR-AP-MW-1 | 10/19/2020 13:33 | Depth to Water Detail | 200.51 | ft |
| MR-AP-MW-1 | 10/19/2020 13:33 | Oxidation Reduction Potention | -261.08 | mv |
| MR-AP-MW-1 | 10/19/2020 13:33 | pH | 12.03 | pH |
| MR-AP-MW-1 | 10/19/2020 13:33 | Temperature | 19.23 | C |
| MR-AP-MW-1 | 10/19/2020 13:33 | Turbidity | 8.61 | NTU |
| MR-AP-MW-1 | 10/19/2020 13:38 | Conductivity | 2275.97 | uS/cm |
| MR-AP-MW-1 | 10/19/2020 13:38 | DO | 0.5 | mg/L |
| MR-AP-MW-1 | 10/19/2020 13:38 | Depth to Water Detail | 200.65 | ft |
| MR-AP-MW-1 | 10/19/2020 13:38 | Oxidation Reduction Potention | -260.08 | mv |
| MR-AP-MW-1 | 10/19/2020 13:38 | pH | 12 | pH |
| MR-AP-MW-1 | 10/19/2020 13:38 | Temperature | 19.24 | C |
| MR-AP-MW-1 | 10/19/2020 13:38 | Turbidity | 12.5 | NTU |
| MR-AP-MW-1 | 10/19/2020 13:43 | Conductivity | 2124.64 | uS/cm |
| MR-AP-MW-1 | 10/19/2020 13:43 | DO | 0.47 | mg/L |
| MR-AP-MW-1 | 10/19/2020 13:43 | Depth to Water Detail | 200.69 | ft |
| MR-AP-MW-1 | 10/19/2020 13:43 | Oxidation Reduction Potention | -258.71 | mv |
| MR-AP-MW-1 | 10/19/2020 13:43 | pH | 11.95 | pH |
| MR-AP-MW-1 | 10/19/2020 13:43 | Temperature | 19.47 | C |
| MR-AP-MW-1 | 10/19/2020 13:43 | Turbidity | 11.1 | NTU |
| MR-AP-MW-1 | 10/19/2020 13:48 | Conductivity | 2040.21 | uS/cm |
| MR-AP-MW-1 | 10/19/2020 13:48 | DO | 0.46 | mg/L |
| MR-AP-MW-1 | 10/19/2020 13:48 | Depth to Water Detail | 200.69 | ft |
| MR-AP-MW-1 | 10/19/2020 13:48 | Oxidation Reduction Potention | -259.15 | mv |
| MR-AP-MW-1 | 10/19/2020 13:48 | pH | 11.92 | pH |
| MR-AP-MW-1 | 10/19/2020 13:48 | Temperature | 19.54 | C |

# Alabama Power Company
# Plant Miller Ash Pond

| WELL ID | READING TIME | DESCRIPTION | VALUE | UNIT |
|---|---|---|---|---|
| MR-AP-MW-1 | 10/19/2020 13:48 | Turbidity | 11.04 | NTU |
| MR-AP-MW-1 | 10/19/2020 13:53 | Conductivity | 1904.38 | uS/cm |
| MR-AP-MW-1 | 10/19/2020 13:53 | DO | 0.46 | mg/L |
| MR-AP-MW-1 | 10/19/2020 13:53 | Depth to Water Detail | 200.69 | ft |
| MR-AP-MW-1 | 10/19/2020 13:53 | Oxidation Reduction Potention | -258.7 | mv |
| MR-AP-MW-1 | 10/19/2020 13:53 | pH | 11.89 | pH |
| MR-AP-MW-1 | 10/19/2020 13:53 | Temperature | 19.34 | C |
| MR-AP-MW-1 | 10/19/2020 13:53 | Turbidity | 12.1 | NTU |
| MR-AP-MW-1 | 10/19/2020 13:58 | Conductivity | 1781.67 | uS/cm |
| MR-AP-MW-1 | 10/19/2020 13:58 | DO | 0.51 | mg/L |
| MR-AP-MW-1 | 10/19/2020 13:58 | Depth to Water Detail | 200.73 | ft |
| MR-AP-MW-1 | 10/19/2020 13:58 | Oxidation Reduction Potention | -257.21 | mv |
| MR-AP-MW-1 | 10/19/2020 13:58 | pH | 11.85 | pH |
| MR-AP-MW-1 | 10/19/2020 13:58 | Temperature | 19.49 | C |
| MR-AP-MW-1 | 10/19/2020 13:58 | Turbidity | 15.5 | NTU |
| MR-AP-MW-1 | 10/19/2020 14:03 | Conductivity | 1636.1 | uS/cm |
| MR-AP-MW-1 | 10/19/2020 14:03 | DO | 0.44 | mg/L |
| MR-AP-MW-1 | 10/19/2020 14:03 | Depth to Water Detail | 200.76 | ft |
| MR-AP-MW-1 | 10/19/2020 14:03 | Oxidation Reduction Potention | -256.97 | mv |
| MR-AP-MW-1 | 10/19/2020 14:03 | pH | 11.77 | pH |
| MR-AP-MW-1 | 10/19/2020 14:03 | Temperature | 19.64 | C |
| MR-AP-MW-1 | 10/19/2020 14:03 | Turbidity | 18.1 | NTU |
| MR-AP-MW-1 | 10/19/2020 14:08 | Conductivity | 1513.65 | uS/cm |
| MR-AP-MW-1 | 10/19/2020 14:08 | DO | 0.42 | mg/L |
| MR-AP-MW-1 | 10/19/2020 14:08 | Depth to Water Detail | 200.84 | ft |
| MR-AP-MW-1 | 10/19/2020 14:08 | Oxidation Reduction Potention | -256.05 | mv |
| MR-AP-MW-1 | 10/19/2020 14:08 | pH | 11.71 | pH |
| MR-AP-MW-1 | 10/19/2020 14:08 | Temperature | 19.62 | C |
| MR-AP-MW-1 | 10/19/2020 14:08 | Turbidity | 18.2 | NTU |
| MR-AP-MW-1 | 10/19/2020 14:13 | Conductivity | 1442.07 | uS/cm |
| MR-AP-MW-1 | 10/19/2020 14:13 | DO | 0.42 | mg/L |
| MR-AP-MW-1 | 10/19/2020 14:13 | Depth to Water Detail | 200.86 | ft |
| MR-AP-MW-1 | 10/19/2020 14:13 | Oxidation Reduction Potention | -256.27 | mv |
| MR-AP-MW-1 | 10/19/2020 14:13 | pH | 11.68 | pH |
| MR-AP-MW-1 | 10/19/2020 14:13 | Temperature | 19.39 | C |
| MR-AP-MW-1 | 10/19/2020 14:13 | Turbidity | 20.8 | NTU |
| MR-AP-MW-1 | 10/19/2020 14:18 | Conductivity | 1368.12 | uS/cm |
| MR-AP-MW-1 | 10/19/2020 14:18 | DO | 0.45 | mg/L |
| MR-AP-MW-1 | 10/19/2020 14:18 | Depth to Water Detail | 200.86 | ft |
| MR-AP-MW-1 | 10/19/2020 14:18 | Oxidation Reduction Potention | -255.93 | mv |
| MR-AP-MW-1 | 10/19/2020 14:18 | pH | 11.62 | pH |
| MR-AP-MW-1 | 10/19/2020 14:18 | Temperature | 19.57 | C |
| MR-AP-MW-1 | 10/19/2020 14:18 | Turbidity | 18.2 | NTU |
| MR-AP-MW-1 | 10/19/2020 14:23 | Conductivity | 1337.16 | uS/cm |

# Alabama Power Company
# Plant Miller Ash Pond

| WELL ID | READING TIME | DESCRIPTION | VALUE | UNIT |
|---|---|---|---|---|
| MR-AP-MW-1 | 10/19/2020 14:23 | DO | 0.37 | mg/L |
| MR-AP-MW-1 | 10/19/2020 14:23 | Depth to Water Detail | 200.86 | ft |
| MR-AP-MW-1 | 10/19/2020 14:23 | Oxidation Reduction Potention | -256.3 | mv |
| MR-AP-MW-1 | 10/19/2020 14:23 | pH | 11.6 | pH |
| MR-AP-MW-1 | 10/19/2020 14:23 | Temperature | 19.44 | C |
| MR-AP-MW-1 | 10/19/2020 14:23 | Turbidity | 16 | NTU |
| MR-AP-MW-1 | 10/19/2020 14:28 | Conductivity | 1274.5 | uS/cm |
| MR-AP-MW-1 | 10/19/2020 14:28 | DO | 0.39 | mg/L |
| MR-AP-MW-1 | 10/19/2020 14:28 | Depth to Water Detail | 200.86 | ft |
| MR-AP-MW-1 | 10/19/2020 14:28 | Oxidation Reduction Potention | -255.5 | mv |
| MR-AP-MW-1 | 10/19/2020 14:28 | pH | 11.54 | pH |
| MR-AP-MW-1 | 10/19/2020 14:28 | Temperature | 19.45 | C |
| MR-AP-MW-1 | 10/19/2020 14:28 | Turbidity | 24.9 | NTU |
| MR-AP-MW-1 | 10/19/2020 14:33 | Conductivity | 1223.16 | uS/cm |
| MR-AP-MW-1 | 10/19/2020 14:33 | DO | 0.36 | mg/L |
| MR-AP-MW-1 | 10/19/2020 14:33 | Depth to Water Detail | 200.86 | ft |
| MR-AP-MW-1 | 10/19/2020 14:33 | Oxidation Reduction Potention | -255.87 | mv |
| MR-AP-MW-1 | 10/19/2020 14:33 | pH | 11.49 | pH |
| MR-AP-MW-1 | 10/19/2020 14:33 | Temperature | 19.38 | C |
| MR-AP-MW-1 | 10/19/2020 14:33 | Turbidity | 23.6 | NTU |
| MR-AP-MW-1 | 10/19/2020 14:38 | Conductivity | 1213.68 | uS/cm |
| MR-AP-MW-1 | 10/19/2020 14:38 | DO | 0.37 | mg/L |
| MR-AP-MW-1 | 10/19/2020 14:38 | Depth to Water Detail | 200.86 | ft |
| MR-AP-MW-1 | 10/19/2020 14:38 | Oxidation Reduction Potention | -255.57 | mv |
| MR-AP-MW-1 | 10/19/2020 14:38 | pH | 11.46 | pH |
| MR-AP-MW-1 | 10/19/2020 14:38 | Temperature | 19.57 | C |
| MR-AP-MW-1 | 10/19/2020 14:38 | Turbidity | 23 | NTU |
| MR-AP-MW-1 | 10/19/2020 14:43 | Conductivity | 1195.35 | uS/cm |
| MR-AP-MW-1 | 10/19/2020 14:43 | DO | 0.32 | mg/L |
| MR-AP-MW-1 | 10/19/2020 14:43 | Depth to Water Detail | 200.86 | ft |
| MR-AP-MW-1 | 10/19/2020 14:43 | Oxidation Reduction Potention | -257.38 | mv |
| MR-AP-MW-1 | 10/19/2020 14:43 | pH | 11.44 | pH |
| MR-AP-MW-1 | 10/19/2020 14:43 | Temperature | 19.48 | C |
| MR-AP-MW-1 | 10/19/2020 14:43 | Turbidity | 22.5 | NTU |

# Alabama Power Company
# Plant Miller Ash Pond

| WELL ID | READING TIME | DESCRIPTION | VALUE | UNIT |
|---|---|---|---|---|
| MR-AP-MW-11 | 10/20/2020 10:07 | Conductivity | 1384.18 | uS/cm |
| MR-AP-MW-11 | 10/20/2020 10:07 | DO | 0.85 | mg/L |
| MR-AP-MW-11 | 10/20/2020 10:07 | Depth to Water Detail | 231.5 | ft |
| MR-AP-MW-11 | 10/20/2020 10:07 | Oxidation Reduction Potention | -82.29 | mv |
| MR-AP-MW-11 | 10/20/2020 10:07 | pH | 6.58 | pH |
| MR-AP-MW-11 | 10/20/2020 10:07 | Temperature | 19.72 | C |
| MR-AP-MW-11 | 10/20/2020 10:07 | Turbidity | 1.54 | NTU |
| MR-AP-MW-11 | 10/20/2020 10:12 | Conductivity | 1386.3 | uS/cm |
| MR-AP-MW-11 | 10/20/2020 10:12 | DO | 0.79 | mg/L |
| MR-AP-MW-11 | 10/20/2020 10:12 | Depth to Water Detail | 231.87 | ft |
| MR-AP-MW-11 | 10/20/2020 10:12 | Oxidation Reduction Potention | -77.46 | mv |
| MR-AP-MW-11 | 10/20/2020 10:12 | pH | 6.59 | pH |
| MR-AP-MW-11 | 10/20/2020 10:12 | Temperature | 20.11 | C |
| MR-AP-MW-11 | 10/20/2020 10:12 | Turbidity | 3.57 | NTU |
| MR-AP-MW-11 | 10/20/2020 10:17 | Conductivity | 1380.69 | uS/cm |
| MR-AP-MW-11 | 10/20/2020 10:17 | DO | 0.72 | mg/L |
| MR-AP-MW-11 | 10/20/2020 10:17 | Depth to Water Detail | 232.19 | ft |
| MR-AP-MW-11 | 10/20/2020 10:17 | Oxidation Reduction Potention | -74.33 | mv |
| MR-AP-MW-11 | 10/20/2020 10:17 | pH | 6.61 | pH |
| MR-AP-MW-11 | 10/20/2020 10:17 | Temperature | 20.07 | C |
| MR-AP-MW-11 | 10/20/2020 10:17 | Turbidity | 9.2 | NTU |
| MR-AP-MW-11 | 10/20/2020 10:22 | Conductivity | 1389.39 | uS/cm |
| MR-AP-MW-11 | 10/20/2020 10:22 | DO | 0.69 | mg/L |
| MR-AP-MW-11 | 10/20/2020 10:22 | Depth to Water Detail | 232.6 | ft |
| MR-AP-MW-11 | 10/20/2020 10:22 | Oxidation Reduction Potention | -74.1 | mv |
| MR-AP-MW-11 | 10/20/2020 10:22 | pH | 6.63 | pH |
| MR-AP-MW-11 | 10/20/2020 10:22 | Temperature | 20.45 | C |
| MR-AP-MW-11 | 10/20/2020 10:22 | Turbidity | 8.4 | NTU |
| MR-AP-MW-11 | 10/20/2020 10:27 | Conductivity | 1371.67 | uS/cm |
| MR-AP-MW-11 | 10/20/2020 10:27 | DO | 0.63 | mg/L |
| MR-AP-MW-11 | 10/20/2020 10:27 | Depth to Water Detail | 232.89 | ft |
| MR-AP-MW-11 | 10/20/2020 10:27 | Oxidation Reduction Potention | -72.95 | mv |
| MR-AP-MW-11 | 10/20/2020 10:27 | pH | 6.64 | pH |
| MR-AP-MW-11 | 10/20/2020 10:27 | Temperature | 20.63 | C |
| MR-AP-MW-11 | 10/20/2020 10:27 | Turbidity | 5.47 | NTU |
| MR-AP-MW-11 | 10/20/2020 10:32 | Conductivity | 1381.58 | uS/cm |
| MR-AP-MW-11 | 10/20/2020 10:32 | DO | 0.61 | mg/L |
| MR-AP-MW-11 | 10/20/2020 10:32 | Depth to Water Detail | 233.12 | ft |
| MR-AP-MW-11 | 10/20/2020 10:32 | Oxidation Reduction Potention | -71.91 | mv |
| MR-AP-MW-11 | 10/20/2020 10:32 | pH | 6.63 | pH |
| MR-AP-MW-11 | 10/20/2020 10:32 | Temperature | 20.68 | C |
| MR-AP-MW-11 | 10/20/2020 10:32 | Turbidity | 5.11 | NTU |
| MR-AP-MW-11 | 10/20/2020 10:37 | Conductivity | 1377.04 | uS/cm |
| MR-AP-MW-11 | 10/20/2020 10:37 | DO | 0.56 | mg/L |

# Alabama Power Company
# Plant Miller Ash Pond

| WELL ID | READING TIME | DESCRIPTION | VALUE | UNIT |
|---|---|---|---|---|
| MR-AP-MW-11 | 10/20/2020 10:37 | Depth to Water Detail | 233.48 | ft |
| MR-AP-MW-11 | 10/20/2020 10:37 | Oxidation Reduction Potention | -71.75 | mv |
| MR-AP-MW-11 | 10/20/2020 10:37 | pH | 6.63 | pH |
| MR-AP-MW-11 | 10/20/2020 10:37 | Temperature | 20.97 | C |
| MR-AP-MW-11 | 10/20/2020 10:37 | Turbidity | 3.76 | NTU |
| MR-AP-MW-11 | 10/20/2020 10:42 | Conductivity | 1375.68 | uS/cm |
| MR-AP-MW-11 | 10/20/2020 10:42 | DO | 0.56 | mg/L |
| MR-AP-MW-11 | 10/20/2020 10:42 | Depth to Water Detail | 233.72 | ft |
| MR-AP-MW-11 | 10/20/2020 10:42 | Oxidation Reduction Potention | -71.2 | mv |
| MR-AP-MW-11 | 10/20/2020 10:42 | pH | 6.63 | pH |
| MR-AP-MW-11 | 10/20/2020 10:42 | Temperature | 20.58 | C |
| MR-AP-MW-11 | 10/20/2020 10:42 | Turbidity | 2.69 | NTU |
| MR-AP-MW-11 | 10/20/2020 10:47 | Conductivity | 1349.16 | uS/cm |
| MR-AP-MW-11 | 10/20/2020 10:47 | DO | 0.56 | mg/L |
| MR-AP-MW-11 | 10/20/2020 10:47 | Depth to Water Detail | 233.89 | ft |
| MR-AP-MW-11 | 10/20/2020 10:47 | Oxidation Reduction Potention | -71.52 | mv |
| MR-AP-MW-11 | 10/20/2020 10:47 | pH | 6.67 | pH |
| MR-AP-MW-11 | 10/20/2020 10:47 | Temperature | 21 | C |
| MR-AP-MW-11 | 10/20/2020 10:47 | Turbidity | 4.08 | NTU |
| MR-AP-MW-11 | 10/20/2020 10:52 | Conductivity | 1286.41 | uS/cm |
| MR-AP-MW-11 | 10/20/2020 10:52 | DO | 0.64 | mg/L |
| MR-AP-MW-11 | 10/20/2020 10:52 | Depth to Water Detail | 234.08 | ft |
| MR-AP-MW-11 | 10/20/2020 10:52 | Oxidation Reduction Potention | -78.81 | mv |
| MR-AP-MW-11 | 10/20/2020 10:52 | pH | 6.92 | pH |
| MR-AP-MW-11 | 10/20/2020 10:52 | Temperature | 20.51 | C |
| MR-AP-MW-11 | 10/20/2020 10:52 | Turbidity | 5.5 | NTU |
| MR-AP-MW-11 | 10/20/2020 10:57 | Conductivity | 1255.72 | uS/cm |
| MR-AP-MW-11 | 10/20/2020 10:57 | DO | 0.69 | mg/L |
| MR-AP-MW-11 | 10/20/2020 10:57 | Depth to Water Detail | 234.29 | ft |
| MR-AP-MW-11 | 10/20/2020 10:57 | Oxidation Reduction Potention | -93.84 | mv |
| MR-AP-MW-11 | 10/20/2020 10:57 | pH | 7.25 | pH |
| MR-AP-MW-11 | 10/20/2020 10:57 | Temperature | 20.72 | C |
| MR-AP-MW-11 | 10/20/2020 10:57 | Turbidity | 6.49 | NTU |
| MR-AP-MW-11 | 10/20/2020 11:02 | Conductivity | 1232.25 | uS/cm |
| MR-AP-MW-11 | 10/20/2020 11:02 | DO | 0.69 | mg/L |
| MR-AP-MW-11 | 10/20/2020 11:02 | Depth to Water Detail | 234.44 | ft |
| MR-AP-MW-11 | 10/20/2020 11:02 | Oxidation Reduction Potention | -108.98 | mv |
| MR-AP-MW-11 | 10/20/2020 11:02 | pH | 7.53 | pH |
| MR-AP-MW-11 | 10/20/2020 11:02 | Temperature | 20.32 | C |
| MR-AP-MW-11 | 10/20/2020 11:02 | Turbidity | 6.86 | NTU |
| MR-AP-MW-11 | 10/20/2020 11:07 | Conductivity | 1226.28 | uS/cm |
| MR-AP-MW-11 | 10/20/2020 11:07 | DO | 0.68 | mg/L |
| MR-AP-MW-11 | 10/20/2020 11:07 | Depth to Water Detail | 234.63 | ft |
| MR-AP-MW-11 | 10/20/2020 11:07 | Oxidation Reduction Potention | -113.51 | mv |

# Alabama Power Company
# Plant Miller Ash Pond

| WELL ID | READING TIME | DESCRIPTION | VALUE | UNIT |
|---|---|---|---|---|
| MR-AP-MW-11 | 10/20/2020 11:07 | pH | 7.6 | pH |
| MR-AP-MW-11 | 10/20/2020 11:07 | Temperature | 20.44 | C |
| MR-AP-MW-11 | 10/20/2020 11:07 | Turbidity | 6.07 | NTU |
| MR-AP-MW-11 | 10/20/2020 11:12 | Conductivity | 1224.95 | uS/cm |
| MR-AP-MW-11 | 10/20/2020 11:12 | DO | 0.68 | mg/L |
| MR-AP-MW-11 | 10/20/2020 11:12 | Depth to Water Detail | 234.82 | ft |
| MR-AP-MW-11 | 10/20/2020 11:12 | Oxidation Reduction Potention | -111.94 | mv |
| MR-AP-MW-11 | 10/20/2020 11:12 | pH | 7.56 | pH |
| MR-AP-MW-11 | 10/20/2020 11:12 | Temperature | 20.19 | C |
| MR-AP-MW-11 | 10/20/2020 11:12 | Turbidity | 5.89 | NTU |
| MR-AP-MW-11 | 10/20/2020 11:17 | Conductivity | 1226.98 | uS/cm |
| MR-AP-MW-11 | 10/20/2020 11:17 | DO | 0.67 | mg/L |
| MR-AP-MW-11 | 10/20/2020 11:17 | Depth to Water Detail | 234.98 | ft |
| MR-AP-MW-11 | 10/20/2020 11:17 | Oxidation Reduction Potention | -106.21 | mv |
| MR-AP-MW-11 | 10/20/2020 11:17 | pH | 7.49 | pH |
| MR-AP-MW-11 | 10/20/2020 11:17 | Temperature | 20.19 | C |
| MR-AP-MW-11 | 10/20/2020 11:17 | Turbidity | 5.66 | NTU |
| MR-AP-MW-11 | 10/20/2020 11:22 | Conductivity | 1230.21 | uS/cm |
| MR-AP-MW-11 | 10/20/2020 11:22 | DO | 0.66 | mg/L |
| MR-AP-MW-11 | 10/20/2020 11:22 | Depth to Water Detail | 235.19 | ft |
| MR-AP-MW-11 | 10/20/2020 11:22 | Oxidation Reduction Potention | -100.98 | mv |
| MR-AP-MW-11 | 10/20/2020 11:22 | pH | 7.4 | pH |
| MR-AP-MW-11 | 10/20/2020 11:22 | Temperature | 19.77 | C |
| MR-AP-MW-11 | 10/20/2020 11:22 | Turbidity | 5.63 | NTU |
| MR-AP-MW-11 | 10/20/2020 11:27 | Conductivity | 1227.6 | uS/cm |
| MR-AP-MW-11 | 10/20/2020 11:27 | DO | 0.62 | mg/L |
| MR-AP-MW-11 | 10/20/2020 11:27 | Depth to Water Detail | 235.31 | ft |
| MR-AP-MW-11 | 10/20/2020 11:27 | Oxidation Reduction Potention | -95.87 | mv |
| MR-AP-MW-11 | 10/20/2020 11:27 | pH | 7.32 | pH |
| MR-AP-MW-11 | 10/20/2020 11:27 | Temperature | 20.36 | C |
| MR-AP-MW-11 | 10/20/2020 11:27 | Turbidity | 5.89 | NTU |
| MR-AP-MW-11 | 10/20/2020 11:32 | Conductivity | 1230.82 | uS/cm |
| MR-AP-MW-11 | 10/20/2020 11:32 | DO | 0.62 | mg/L |
| MR-AP-MW-11 | 10/20/2020 11:32 | Depth to Water Detail | 235.49 | ft |
| MR-AP-MW-11 | 10/20/2020 11:32 | Oxidation Reduction Potention | -91.89 | mv |
| MR-AP-MW-11 | 10/20/2020 11:32 | pH | 7.26 | pH |
| MR-AP-MW-11 | 10/20/2020 11:32 | Temperature | 19.69 | C |
| MR-AP-MW-11 | 10/20/2020 11:32 | Turbidity | 5.67 | NTU |

# Alabama Power Company
# Plant Miller Ash Pond

| WELL ID | READING TIME | DESCRIPTION | VALUE | UNIT |
|---|---|---|---|---|
| MR-AP-MW-27HR | 10/26/2020 12:54 | Conductivity | 531.86 | uS/cm |
| MR-AP-MW-27HR | 10/26/2020 12:54 | DO | 0.43 | mg/L |
| MR-AP-MW-27HR | 10/26/2020 12:54 | Depth to Water Detail | 97.15 | ft |
| MR-AP-MW-27HR | 10/26/2020 12:54 | Oxidation Reduction Potention | -139.2 | mv |
| MR-AP-MW-27HR | 10/26/2020 12:54 | pH | 7.18 | pH |
| MR-AP-MW-27HR | 10/26/2020 12:54 | Temperature | 18.12 | C |
| MR-AP-MW-27HR | 10/26/2020 12:54 | Turbidity | 5.65 | NTU |
| MR-AP-MW-27HR | 10/26/2020 12:59 | Conductivity | 519.56 | uS/cm |
| MR-AP-MW-27HR | 10/26/2020 12:59 | DO | 0.34 | mg/L |
| MR-AP-MW-27HR | 10/26/2020 12:59 | Depth to Water Detail | 98.05 | ft |
| MR-AP-MW-27HR | 10/26/2020 12:59 | Oxidation Reduction Potention | -145.89 | mv |
| MR-AP-MW-27HR | 10/26/2020 12:59 | pH | 7.18 | pH |
| MR-AP-MW-27HR | 10/26/2020 12:59 | Temperature | 18.02 | C |
| MR-AP-MW-27HR | 10/26/2020 12:59 | Turbidity | 4.02 | NTU |
| MR-AP-MW-27HR | 10/26/2020 13:04 | Conductivity | 506.64 | uS/cm |
| MR-AP-MW-27HR | 10/26/2020 13:04 | DO | 0.3 | mg/L |
| MR-AP-MW-27HR | 10/26/2020 13:04 | Depth to Water Detail | 98.85 | ft |
| MR-AP-MW-27HR | 10/26/2020 13:04 | Oxidation Reduction Potention | -147.44 | mv |
| MR-AP-MW-27HR | 10/26/2020 13:04 | pH | 7.18 | pH |
| MR-AP-MW-27HR | 10/26/2020 13:04 | Temperature | 17.87 | C |
| MR-AP-MW-27HR | 10/26/2020 13:04 | Turbidity | 3.44 | NTU |
| MR-AP-MW-27HR | 10/26/2020 13:09 | Conductivity | 497.97 | uS/cm |
| MR-AP-MW-27HR | 10/26/2020 13:09 | DO | 0.28 | mg/L |
| MR-AP-MW-27HR | 10/26/2020 13:09 | Depth to Water Detail | 99.7 | ft |
| MR-AP-MW-27HR | 10/26/2020 13:09 | Oxidation Reduction Potention | -147.5 | mv |
| MR-AP-MW-27HR | 10/26/2020 13:09 | pH | 7.18 | pH |
| MR-AP-MW-27HR | 10/26/2020 13:09 | Temperature | 17.98 | C |
| MR-AP-MW-27HR | 10/26/2020 13:09 | Turbidity | 3 | NTU |
| MR-AP-MW-27HR | 10/26/2020 13:14 | Conductivity | 492.73 | uS/cm |
| MR-AP-MW-27HR | 10/26/2020 13:14 | DO | 0.56 | mg/L |
| MR-AP-MW-27HR | 10/26/2020 13:14 | Depth to Water Detail | 99.61 | ft |
| MR-AP-MW-27HR | 10/26/2020 13:14 | Oxidation Reduction Potention | -143.84 | mv |
| MR-AP-MW-27HR | 10/26/2020 13:14 | pH | 7.19 | pH |
| MR-AP-MW-27HR | 10/26/2020 13:14 | Temperature | 18.96 | C |
| MR-AP-MW-27HR | 10/26/2020 13:14 | Turbidity | 3.17 | NTU |
| MR-AP-MW-27HR | 10/26/2020 13:19 | Conductivity | 489.44 | uS/cm |
| MR-AP-MW-27HR | 10/26/2020 13:19 | DO | 0.84 | mg/L |
| MR-AP-MW-27HR | 10/26/2020 13:19 | Depth to Water Detail | 99.03 | ft |
| MR-AP-MW-27HR | 10/26/2020 13:19 | Oxidation Reduction Potention | -136.56 | mv |
| MR-AP-MW-27HR | 10/26/2020 13:19 | pH | 7.2 | pH |
| MR-AP-MW-27HR | 10/26/2020 13:19 | Temperature | 19.22 | C |
| MR-AP-MW-27HR | 10/26/2020 13:19 | Turbidity | 2.66 | NTU |
| MR-AP-MW-27HR | 10/26/2020 13:24 | Conductivity | 478.89 | uS/cm |
| MR-AP-MW-27HR | 10/26/2020 13:24 | DO | 0.92 | mg/L |

# Alabama Power Company
# Plant Miller Ash Pond

| WELL ID | READING TIME | DESCRIPTION | VALUE | UNIT |
|---|---|---|---|---|
| MR-AP-MW-27HR | 10/26/2020 13:24 | Depth to Water Detail | 98.84 | ft |
| MR-AP-MW-27HR | 10/26/2020 13:24 | Oxidation Reduction Potention | -130.75 | mv |
| MR-AP-MW-27HR | 10/26/2020 13:24 | pH | 7.2 | pH |
| MR-AP-MW-27HR | 10/26/2020 13:24 | Temperature | 19.45 | C |
| MR-AP-MW-27HR | 10/26/2020 13:24 | Turbidity | 1.7 | NTU |
| MR-AP-MW-27HR | 10/26/2020 13:29 | Conductivity | 473.42 | uS/cm |
| MR-AP-MW-27HR | 10/26/2020 13:29 | DO | 0.95 | mg/L |
| MR-AP-MW-27HR | 10/26/2020 13:29 | Depth to Water Detail | 98.66 | ft |
| MR-AP-MW-27HR | 10/26/2020 13:29 | Oxidation Reduction Potention | -125.31 | mv |
| MR-AP-MW-27HR | 10/26/2020 13:29 | pH | 7.2 | pH |
| MR-AP-MW-27HR | 10/26/2020 13:29 | Temperature | 19.25 | C |
| MR-AP-MW-27HR | 10/26/2020 13:29 | Turbidity | 1.43 | NTU |

# Alabama Power Company
# Plant Miller Ash Pond

| WELL ID | READING TIME | DESCRIPTION | VALUE | UNIT |
|---|---|---|---|---|
| MR-AP-MW-30H | 10/20/2020 12:37 | Conductivity | 2374.67 | uS/cm |
| MR-AP-MW-30H | 10/20/2020 12:37 | DO | 0.35 | mg/L |
| MR-AP-MW-30H | 10/20/2020 12:37 | Depth to Water Detail | 233.7 | ft |
| MR-AP-MW-30H | 10/20/2020 12:37 | Oxidation Reduction Potention | -114.04 | mv |
| MR-AP-MW-30H | 10/20/2020 12:37 | pH | 6.9 | pH |
| MR-AP-MW-30H | 10/20/2020 12:37 | Temperature | 18.8 | C |
| MR-AP-MW-30H | 10/20/2020 12:37 | Turbidity | 4.66 | NTU |
| MR-AP-MW-30H | 10/20/2020 12:42 | Conductivity | 2484.02 | uS/cm |
| MR-AP-MW-30H | 10/20/2020 12:42 | DO | 0.2 | mg/L |
| MR-AP-MW-30H | 10/20/2020 12:42 | Depth to Water Detail | 235.62 | ft |
| MR-AP-MW-30H | 10/20/2020 12:42 | Oxidation Reduction Potention | -129.19 | mv |
| MR-AP-MW-30H | 10/20/2020 12:42 | pH | 6.88 | pH |
| MR-AP-MW-30H | 10/20/2020 12:42 | Temperature | 18.88 | C |
| MR-AP-MW-30H | 10/20/2020 12:42 | Turbidity | 2.63 | NTU |
| MR-AP-MW-30H | 10/20/2020 12:47 | Conductivity | 2482.48 | uS/cm |
| MR-AP-MW-30H | 10/20/2020 12:47 | DO | 0.18 | mg/L |
| MR-AP-MW-30H | 10/20/2020 12:47 | Depth to Water Detail | 237.72 | ft |
| MR-AP-MW-30H | 10/20/2020 12:47 | Oxidation Reduction Potention | -138.32 | mv |
| MR-AP-MW-30H | 10/20/2020 12:47 | pH | 6.89 | pH |
| MR-AP-MW-30H | 10/20/2020 12:47 | Temperature | 18.44 | C |
| MR-AP-MW-30H | 10/20/2020 12:47 | Turbidity | 1.5 | NTU |
| MR-AP-MW-30H | 10/20/2020 12:52 | Conductivity | 2476.24 | uS/cm |
| MR-AP-MW-30H | 10/20/2020 12:52 | DO | 0.14 | mg/L |
| MR-AP-MW-30H | 10/20/2020 12:52 | Depth to Water Detail | 239.45 | ft |
| MR-AP-MW-30H | 10/20/2020 12:52 | Oxidation Reduction Potention | -145.39 | mv |
| MR-AP-MW-30H | 10/20/2020 12:52 | pH | 6.9 | pH |
| MR-AP-MW-30H | 10/20/2020 12:52 | Temperature | 18.61 | C |
| MR-AP-MW-30H | 10/20/2020 12:52 | Turbidity | 1.3 | NTU |
| MR-AP-MW-30H | 10/20/2020 12:57 | Conductivity | 2476.21 | uS/cm |
| MR-AP-MW-30H | 10/20/2020 12:57 | DO | 0.15 | mg/L |
| MR-AP-MW-30H | 10/20/2020 12:57 | Depth to Water Detail | 241.5 | ft |
| MR-AP-MW-30H | 10/20/2020 12:57 | Oxidation Reduction Potention | -150.51 | mv |
| MR-AP-MW-30H | 10/20/2020 12:57 | pH | 6.9 | pH |
| MR-AP-MW-30H | 10/20/2020 12:57 | Temperature | 18.29 | C |
| MR-AP-MW-30H | 10/20/2020 12:57 | Turbidity | 1.12 | NTU |
| MR-AP-MW-30H | 10/20/2020 13:02 | Conductivity | 2470.34 | uS/cm |
| MR-AP-MW-30H | 10/20/2020 13:02 | DO | 0.16 | mg/L |
| MR-AP-MW-30H | 10/20/2020 13:02 | Depth to Water Detail | 242.7 | ft |
| MR-AP-MW-30H | 10/20/2020 13:02 | Oxidation Reduction Potention | -154.38 | mv |
| MR-AP-MW-30H | 10/20/2020 13:02 | pH | 6.89 | pH |
| MR-AP-MW-30H | 10/20/2020 13:02 | Temperature | 18.72 | C |
| MR-AP-MW-30H | 10/20/2020 13:02 | Turbidity | 1.02 | NTU |
| MR-AP-MW-30H | 10/20/2020 13:07 | Conductivity | 2470.64 | uS/cm |
| MR-AP-MW-30H | 10/20/2020 13:07 | DO | 0.3 | mg/L |

# Alabama Power Company
# Plant Miller Ash Pond

| WELL ID | READING TIME | DESCRIPTION | VALUE | UNIT |
|---|---|---|---|---|
| MR-AP-MW-30H | 10/20/2020 13:07 | Depth to Water Detail | 243.1 | ft |
| MR-AP-MW-30H | 10/20/2020 13:07 | Oxidation Reduction Potention | -156 | mv |
| MR-AP-MW-30H | 10/20/2020 13:07 | pH | 6.87 | pH |
| MR-AP-MW-30H | 10/20/2020 13:07 | Temperature | 19.64 | C |
| MR-AP-MW-30H | 10/20/2020 13:07 | Turbidity | 0.95 | NTU |
| MR-AP-MW-30H | 10/20/2020 13:12 | Conductivity | 2466.73 | uS/cm |
| MR-AP-MW-30H | 10/20/2020 13:12 | DO | 0.45 | mg/L |
| MR-AP-MW-30H | 10/20/2020 13:12 | Depth to Water Detail | 243.1 | ft |
| MR-AP-MW-30H | 10/20/2020 13:12 | Oxidation Reduction Potention | -154.83 | mv |
| MR-AP-MW-30H | 10/20/2020 13:12 | pH | 6.86 | pH |
| MR-AP-MW-30H | 10/20/2020 13:12 | Temperature | 20.7 | C |
| MR-AP-MW-30H | 10/20/2020 13:12 | Turbidity | 0.87 | NTU |
| MR-AP-MW-30H | 10/20/2020 13:17 | Conductivity | 2456.51 | uS/cm |
| MR-AP-MW-30H | 10/20/2020 13:17 | DO | 0.16 | mg/L |
| MR-AP-MW-30H | 10/20/2020 13:17 | Depth to Water Detail | 244.7 | ft |
| MR-AP-MW-30H | 10/20/2020 13:17 | Oxidation Reduction Potention | -161.32 | mv |
| MR-AP-MW-30H | 10/20/2020 13:17 | pH | 6.88 | pH |
| MR-AP-MW-30H | 10/20/2020 13:17 | Temperature | 18.21 | C |
| MR-AP-MW-30H | 10/20/2020 13:17 | Turbidity | 1.18 | NTU |
| MR-AP-MW-30H | 10/20/2020 13:22 | Conductivity | 2445.08 | uS/cm |
| MR-AP-MW-30H | 10/20/2020 13:22 | DO | 0.12 | mg/L |
| MR-AP-MW-30H | 10/20/2020 13:22 | Depth to Water Detail | 245.75 | ft |
| MR-AP-MW-30H | 10/20/2020 13:22 | Oxidation Reduction Potention | -164.56 | mv |
| MR-AP-MW-30H | 10/20/2020 13:22 | pH | 6.87 | pH |
| MR-AP-MW-30H | 10/20/2020 13:22 | Temperature | 18.45 | C |
| MR-AP-MW-30H | 10/20/2020 13:22 | Turbidity | 0.9 | NTU |
| MR-AP-MW-30H | 10/20/2020 13:27 | Conductivity | 2401.08 | uS/cm |
| MR-AP-MW-30H | 10/20/2020 13:27 | DO | 0.13 | mg/L |
| MR-AP-MW-30H | 10/20/2020 13:27 | Depth to Water Detail | 247.1 | ft |
| MR-AP-MW-30H | 10/20/2020 13:27 | Oxidation Reduction Potention | -166.1 | mv |
| MR-AP-MW-30H | 10/20/2020 13:27 | pH | 6.86 | pH |
| MR-AP-MW-30H | 10/20/2020 13:27 | Temperature | 18.17 | C |
| MR-AP-MW-30H | 10/20/2020 13:27 | Turbidity | 0.99 | NTU |
| MR-AP-MW-30H | 10/20/2020 13:32 | Conductivity | 2362.88 | uS/cm |
| MR-AP-MW-30H | 10/20/2020 13:32 | DO | 0.11 | mg/L |
| MR-AP-MW-30H | 10/20/2020 13:32 | Depth to Water Detail | 248.32 | ft |
| MR-AP-MW-30H | 10/20/2020 13:32 | Oxidation Reduction Potention | -168.19 | mv |
| MR-AP-MW-30H | 10/20/2020 13:32 | pH | 6.86 | pH |
| MR-AP-MW-30H | 10/20/2020 13:32 | Temperature | 18.36 | C |
| MR-AP-MW-30H | 10/20/2020 13:32 | Turbidity | 0.88 | NTU |
| MR-AP-MW-30H | 10/20/2020 13:37 | Conductivity | 2344.38 | uS/cm |
| MR-AP-MW-30H | 10/20/2020 13:37 | DO | 0.24 | mg/L |
| MR-AP-MW-30H | 10/20/2020 13:37 | Depth to Water Detail | 248.96 | ft |
| MR-AP-MW-30H | 10/20/2020 13:37 | Oxidation Reduction Potention | -168.09 | mv |

# Alabama Power Company
# Plant Miller Ash Pond

| WELL ID | READING TIME | DESCRIPTION | VALUE | UNIT |
|---|---|---|---|---|
| MR-AP-MW-30H | 10/20/2020 13:37 | pH | 6.85 | pH |
| MR-AP-MW-30H | 10/20/2020 13:37 | Temperature | 19.16 | C |
| MR-AP-MW-30H | 10/20/2020 13:37 | Turbidity | 0.76 | NTU |
| MR-AP-MW-30H | 10/20/2020 13:42 | Conductivity | 2326.54 | uS/cm |
| MR-AP-MW-30H | 10/20/2020 13:42 | DO | 0.31 | mg/L |
| MR-AP-MW-30H | 10/20/2020 13:42 | Depth to Water Detail | 248.85 | ft |
| MR-AP-MW-30H | 10/20/2020 13:42 | Oxidation Reduction Potention | -166.01 | mv |
| MR-AP-MW-30H | 10/20/2020 13:42 | pH | 6.84 | pH |
| MR-AP-MW-30H | 10/20/2020 13:42 | Temperature | 19.61 | C |
| MR-AP-MW-30H | 10/20/2020 13:42 | Turbidity | 0.87 | NTU |
| MR-AP-MW-30H | 10/20/2020 13:47 | Conductivity | 2306 | uS/cm |
| MR-AP-MW-30H | 10/20/2020 13:47 | DO | 0.34 | mg/L |
| MR-AP-MW-30H | 10/20/2020 13:47 | Depth to Water Detail | 248.73 | ft |
| MR-AP-MW-30H | 10/20/2020 13:47 | Oxidation Reduction Potention | -164.63 | mv |
| MR-AP-MW-30H | 10/20/2020 13:47 | pH | 6.84 | pH |
| MR-AP-MW-30H | 10/20/2020 13:47 | Temperature | 19.75 | C |
| MR-AP-MW-30H | 10/20/2020 13:47 | Turbidity | 0.72 | NTU |

# Alabama Power Company
# Plant Miller Ash Pond

| WELL ID | READING TIME | DESCRIPTION | VALUE | UNIT |
|---|---|---|---|---|
| MR-AP-MW-36HR | 10/27/2020 9:21 | Conductivity | 1363.76 | uS/cm |
| MR-AP-MW-36HR | 10/27/2020 9:21 | DO | 0.29 | mg/L |
| MR-AP-MW-36HR | 10/27/2020 9:21 | Depth to Water Detail | 203.58 | ft |
| MR-AP-MW-36HR | 10/27/2020 9:21 | Oxidation Reduction Potention | -106.7 | mv |
| MR-AP-MW-36HR | 10/27/2020 9:21 | pH | 7.44 | pH |
| MR-AP-MW-36HR | 10/27/2020 9:21 | Temperature | 17.93 | C |
| MR-AP-MW-36HR | 10/27/2020 9:21 | Turbidity | 10.42 | NTU |
| MR-AP-MW-36HR | 10/27/2020 9:26 | Conductivity | 1367.06 | uS/cm |
| MR-AP-MW-36HR | 10/27/2020 9:26 | DO | 0.21 | mg/L |
| MR-AP-MW-36HR | 10/27/2020 9:26 | Depth to Water Detail | 205.61 | ft |
| MR-AP-MW-36HR | 10/27/2020 9:26 | Oxidation Reduction Potention | -101.27 | mv |
| MR-AP-MW-36HR | 10/27/2020 9:26 | pH | 7.42 | pH |
| MR-AP-MW-36HR | 10/27/2020 9:26 | Temperature | 17.9 | C |
| MR-AP-MW-36HR | 10/27/2020 9:26 | Turbidity | 11.9 | NTU |
| MR-AP-MW-36HR | 10/27/2020 9:31 | Conductivity | 1386.86 | uS/cm |
| MR-AP-MW-36HR | 10/27/2020 9:31 | DO | 0.18 | mg/L |
| MR-AP-MW-36HR | 10/27/2020 9:31 | Depth to Water Detail | 208.69 | ft |
| MR-AP-MW-36HR | 10/27/2020 9:31 | Oxidation Reduction Potention | -100.75 | mv |
| MR-AP-MW-36HR | 10/27/2020 9:31 | pH | 7.42 | pH |
| MR-AP-MW-36HR | 10/27/2020 9:31 | Temperature | 17.87 | C |
| MR-AP-MW-36HR | 10/27/2020 9:31 | Turbidity | 12.1 | NTU |
| MR-AP-MW-36HR | 10/27/2020 9:36 | Conductivity | 1396.97 | uS/cm |
| MR-AP-MW-36HR | 10/27/2020 9:36 | DO | 0.16 | mg/L |
| MR-AP-MW-36HR | 10/27/2020 9:36 | Depth to Water Detail | 210.69 | ft |
| MR-AP-MW-36HR | 10/27/2020 9:36 | Oxidation Reduction Potention | -103 | mv |
| MR-AP-MW-36HR | 10/27/2020 9:36 | pH | 7.42 | pH |
| MR-AP-MW-36HR | 10/27/2020 9:36 | Temperature | 17.85 | C |
| MR-AP-MW-36HR | 10/27/2020 9:36 | Turbidity | 13.3 | NTU |
| MR-AP-MW-36HR | 10/27/2020 9:41 | Conductivity | 1431.35 | uS/cm |
| MR-AP-MW-36HR | 10/27/2020 9:41 | DO | 0.16 | mg/L |
| MR-AP-MW-36HR | 10/27/2020 9:41 | Depth to Water Detail | 212.6 | ft |
| MR-AP-MW-36HR | 10/27/2020 9:41 | Oxidation Reduction Potention | -105.29 | mv |
| MR-AP-MW-36HR | 10/27/2020 9:41 | pH | 7.42 | pH |
| MR-AP-MW-36HR | 10/27/2020 9:41 | Temperature | 17.83 | C |
| MR-AP-MW-36HR | 10/27/2020 9:41 | Turbidity | 11.5 | NTU |
| MR-AP-MW-36HR | 10/27/2020 9:46 | Conductivity | 1433.35 | uS/cm |
| MR-AP-MW-36HR | 10/27/2020 9:46 | DO | 0.29 | mg/L |
| MR-AP-MW-36HR | 10/27/2020 9:46 | Depth to Water Detail | 214.2 | ft |
| MR-AP-MW-36HR | 10/27/2020 9:46 | Oxidation Reduction Potention | -105.18 | mv |
| MR-AP-MW-36HR | 10/27/2020 9:46 | pH | 7.41 | pH |
| MR-AP-MW-36HR | 10/27/2020 9:46 | Temperature | 18.31 | C |
| MR-AP-MW-36HR | 10/27/2020 9:46 | Turbidity | 10.9 | NTU |
| MR-AP-MW-36HR | 10/27/2020 9:51 | Conductivity | 1432.98 | uS/cm |
| MR-AP-MW-36HR | 10/27/2020 9:51 | DO | 0.4 | mg/L |

# Alabama Power Company
# Plant Miller Ash Pond

| WELL ID | READING TIME | DESCRIPTION | VALUE | UNIT |
|---|---|---|---|---|
| MR-AP-MW-36HR | 10/27/2020 9:51 | Depth to Water Detail | 214.42 | ft |
| MR-AP-MW-36HR | 10/27/2020 9:51 | Oxidation Reduction Potention | -103.5 | mv |
| MR-AP-MW-36HR | 10/27/2020 9:51 | pH | 7.43 | pH |
| MR-AP-MW-36HR | 10/27/2020 9:51 | Temperature | 18.63 | C |
| MR-AP-MW-36HR | 10/27/2020 9:51 | Turbidity | 10.74 | NTU |
| MR-AP-MW-36HR | 10/27/2020 9:56 | Conductivity | 1466.6 | uS/cm |
| MR-AP-MW-36HR | 10/27/2020 9:56 | DO | 0.47 | mg/L |
| MR-AP-MW-36HR | 10/27/2020 9:56 | Depth to Water Detail | 214.65 | ft |
| MR-AP-MW-36HR | 10/27/2020 9:56 | Oxidation Reduction Potention | -103.21 | mv |
| MR-AP-MW-36HR | 10/27/2020 9:56 | pH | 7.44 | pH |
| MR-AP-MW-36HR | 10/27/2020 9:56 | Temperature | 18.74 | C |
| MR-AP-MW-36HR | 10/27/2020 9:56 | Turbidity | 11.6 | NTU |
| MR-AP-MW-36HR | 10/27/2020 10:01 | Conductivity | 1532.34 | uS/cm |
| MR-AP-MW-36HR | 10/27/2020 10:01 | DO | 0.51 | mg/L |
| MR-AP-MW-36HR | 10/27/2020 10:01 | Depth to Water Detail | 215 | ft |
| MR-AP-MW-36HR | 10/27/2020 10:01 | Oxidation Reduction Potention | -109.01 | mv |
| MR-AP-MW-36HR | 10/27/2020 10:01 | pH | 7.47 | pH |
| MR-AP-MW-36HR | 10/27/2020 10:01 | Temperature | 18.74 | C |
| MR-AP-MW-36HR | 10/27/2020 10:01 | Turbidity | 9.82 | NTU |
| MR-AP-MW-36HR | 10/27/2020 10:06 | Conductivity | 1500.67 | uS/cm |
| MR-AP-MW-36HR | 10/27/2020 10:06 | DO | 0.12 | mg/L |
| MR-AP-MW-36HR | 10/27/2020 10:06 | Depth to Water Detail | 218.3 | ft |
| MR-AP-MW-36HR | 10/27/2020 10:06 | Oxidation Reduction Potention | -119.42 | mv |
| MR-AP-MW-36HR | 10/27/2020 10:06 | pH | 7.44 | pH |
| MR-AP-MW-36HR | 10/27/2020 10:06 | Temperature | 17.82 | C |
| MR-AP-MW-36HR | 10/27/2020 10:06 | Turbidity | 9.88 | NTU |
| MR-AP-MW-36HR | 10/27/2020 10:11 | Conductivity | 1498.88 | uS/cm |
| MR-AP-MW-36HR | 10/27/2020 10:11 | DO | 0.1 | mg/L |
| MR-AP-MW-36HR | 10/27/2020 10:11 | Depth to Water Detail | 222.05 | ft |
| MR-AP-MW-36HR | 10/27/2020 10:11 | Oxidation Reduction Potention | -113.85 | mv |
| MR-AP-MW-36HR | 10/27/2020 10:11 | pH | 7.4 | pH |
| MR-AP-MW-36HR | 10/27/2020 10:11 | Temperature | 17.89 | C |
| MR-AP-MW-36HR | 10/27/2020 10:11 | Turbidity | 7.53 | NTU |
| MR-AP-MW-36HR | 10/27/2020 10:16 | Conductivity | 1543.29 | uS/cm |
| MR-AP-MW-36HR | 10/27/2020 10:16 | DO | 0.09 | mg/L |
| MR-AP-MW-36HR | 10/27/2020 10:16 | Depth to Water Detail | 225 | ft |
| MR-AP-MW-36HR | 10/27/2020 10:16 | Oxidation Reduction Potention | -117.07 | mv |
| MR-AP-MW-36HR | 10/27/2020 10:16 | pH | 7.42 | pH |
| MR-AP-MW-36HR | 10/27/2020 10:16 | Temperature | 17.82 | C |
| MR-AP-MW-36HR | 10/27/2020 10:16 | Turbidity | 8.38 | NTU |
| MR-AP-MW-36HR | 10/27/2020 10:21 | Conductivity | 1555.9 | uS/cm |
| MR-AP-MW-36HR | 10/27/2020 10:21 | DO | 0.09 | mg/L |
| MR-AP-MW-36HR | 10/27/2020 10:21 | Depth to Water Detail | 227.6 | ft |
| MR-AP-MW-36HR | 10/27/2020 10:21 | Oxidation Reduction Potention | -119.85 | mv |

# Alabama Power Company
# Plant Miller Ash Pond

| WELL ID | READING TIME | DESCRIPTION | VALUE | UNIT |
|---|---|---|---|---|
| MR-AP-MW-36HR | 10/27/2020 10:21 | pH | 7.42 | pH |
| MR-AP-MW-36HR | 10/27/2020 10:21 | Temperature | 17.98 | C |
| MR-AP-MW-36HR | 10/27/2020 10:21 | Turbidity | 8.07 | NTU |
| MR-AP-MW-36HR | 10/27/2020 10:26 | Conductivity | 1525.52 | uS/cm |
| MR-AP-MW-36HR | 10/27/2020 10:26 | DO | 0.08 | mg/L |
| MR-AP-MW-36HR | 10/27/2020 10:26 | Depth to Water Detail | 231.2 | ft |
| MR-AP-MW-36HR | 10/27/2020 10:26 | Oxidation Reduction Potention | -122.61 | mv |
| MR-AP-MW-36HR | 10/27/2020 10:26 | pH | 7.43 | pH |
| MR-AP-MW-36HR | 10/27/2020 10:26 | Temperature | 17.81 | C |
| MR-AP-MW-36HR | 10/27/2020 10:26 | Turbidity | 8.19 | NTU |
| MR-AP-MW-36HR | 10/27/2020 10:31 | Conductivity | 1527.86 | uS/cm |
| MR-AP-MW-36HR | 10/27/2020 10:31 | DO | 0.09 | mg/L |
| MR-AP-MW-36HR | 10/27/2020 10:31 | Depth to Water Detail | 233.92 | ft |
| MR-AP-MW-36HR | 10/27/2020 10:31 | Oxidation Reduction Potention | -124.2 | mv |
| MR-AP-MW-36HR | 10/27/2020 10:31 | pH | 7.42 | pH |
| MR-AP-MW-36HR | 10/27/2020 10:31 | Temperature | 17.89 | C |
| MR-AP-MW-36HR | 10/27/2020 10:31 | Turbidity | 8.78 | NTU |
| MR-AP-MW-36HR | 10/27/2020 10:36 | Conductivity | 1544.04 | uS/cm |
| MR-AP-MW-36HR | 10/27/2020 10:36 | DO | 0.08 | mg/L |
| MR-AP-MW-36HR | 10/27/2020 10:36 | Depth to Water Detail | 236.9 | ft |
| MR-AP-MW-36HR | 10/27/2020 10:36 | Oxidation Reduction Potention | -127.42 | mv |
| MR-AP-MW-36HR | 10/27/2020 10:36 | pH | 7.44 | pH |
| MR-AP-MW-36HR | 10/27/2020 10:36 | Temperature | 17.85 | C |
| MR-AP-MW-36HR | 10/27/2020 10:36 | Turbidity | 7.64 | NTU |
| MR-AP-MW-36HR | 10/27/2020 10:41 | Conductivity | 1563.6 | uS/cm |
| MR-AP-MW-36HR | 10/27/2020 10:41 | DO | 0.21 | mg/L |
| MR-AP-MW-36HR | 10/27/2020 10:41 | Depth to Water Detail | 238.1 | ft |
| MR-AP-MW-36HR | 10/27/2020 10:41 | Oxidation Reduction Potention | -127.92 | mv |
| MR-AP-MW-36HR | 10/27/2020 10:41 | pH | 7.43 | pH |
| MR-AP-MW-36HR | 10/27/2020 10:41 | Temperature | 18.28 | C |
| MR-AP-MW-36HR | 10/27/2020 10:41 | Turbidity | 7.86 | NTU |
| MR-AP-MW-36HR | 10/27/2020 10:46 | Conductivity | 1567.89 | uS/cm |
| MR-AP-MW-36HR | 10/27/2020 10:46 | DO | 0.32 | mg/L |
| MR-AP-MW-36HR | 10/27/2020 10:46 | Depth to Water Detail | 238.32 | ft |
| MR-AP-MW-36HR | 10/27/2020 10:46 | Oxidation Reduction Potention | -125.62 | mv |
| MR-AP-MW-36HR | 10/27/2020 10:46 | pH | 7.44 | pH |
| MR-AP-MW-36HR | 10/27/2020 10:46 | Temperature | 18.64 | C |
| MR-AP-MW-36HR | 10/27/2020 10:46 | Turbidity | 7.55 | NTU |
| MR-AP-MW-36HR | 10/27/2020 10:51 | Conductivity | 1625.82 | uS/cm |
| MR-AP-MW-36HR | 10/27/2020 10:51 | DO | 0.42 | mg/L |
| MR-AP-MW-36HR | 10/27/2020 10:51 | Depth to Water Detail | 238.9 | ft |
| MR-AP-MW-36HR | 10/27/2020 10:51 | Oxidation Reduction Potention | -134.29 | mv |
| MR-AP-MW-36HR | 10/27/2020 10:51 | pH | 7.51 | pH |
| MR-AP-MW-36HR | 10/27/2020 10:51 | Temperature | 18.71 | C |

# Alabama Power Company
# Plant Miller Ash Pond

| WELL ID | READING TIME | DESCRIPTION | VALUE | UNIT |
|---|---|---|---|---|
| MR-AP-MW-36HR | 10/27/2020 10:51 | Turbidity | 5.79 | NTU |
| MR-AP-MW-36HR | 10/27/2020 10:56 | Conductivity | 1623.73 | uS/cm |
| MR-AP-MW-36HR | 10/27/2020 10:56 | DO | 0.38 | mg/L |
| MR-AP-MW-36HR | 10/27/2020 10:56 | Depth to Water Detail | 238.45 | ft |
| MR-AP-MW-36HR | 10/27/2020 10:56 | Oxidation Reduction Potention | -140.05 | mv |
| MR-AP-MW-36HR | 10/27/2020 10:56 | pH | 7.53 | pH |
| MR-AP-MW-36HR | 10/27/2020 10:56 | Temperature | 19.22 | C |
| MR-AP-MW-36HR | 10/27/2020 10:56 | Turbidity | 4.31 | NTU |
| MR-AP-MW-36HR | 10/27/2020 11:01 | Conductivity | 1606.83 | uS/cm |
| MR-AP-MW-36HR | 10/27/2020 11:01 | DO | 0.48 | mg/L |
| MR-AP-MW-36HR | 10/27/2020 11:01 | Depth to Water Detail | 238.15 | ft |
| MR-AP-MW-36HR | 10/27/2020 11:01 | Oxidation Reduction Potention | -138.74 | mv |
| MR-AP-MW-36HR | 10/27/2020 11:01 | pH | 7.52 | pH |
| MR-AP-MW-36HR | 10/27/2020 11:01 | Temperature | 19.39 | C |
| MR-AP-MW-36HR | 10/27/2020 11:01 | Turbidity | 4.69 | NTU |
| MR-AP-MW-36HR | 10/27/2020 11:06 | Conductivity | 1594.29 | uS/cm |
| MR-AP-MW-36HR | 10/27/2020 11:06 | DO | 0.45 | mg/L |
| MR-AP-MW-36HR | 10/27/2020 11:06 | Depth to Water Detail | 238.1 | ft |
| MR-AP-MW-36HR | 10/27/2020 11:06 | Oxidation Reduction Potention | -137.45 | mv |
| MR-AP-MW-36HR | 10/27/2020 11:06 | pH | 7.51 | pH |
| MR-AP-MW-36HR | 10/27/2020 11:06 | Temperature | 19.07 | C |
| MR-AP-MW-36HR | 10/27/2020 11:06 | Turbidity | 5.58 | NTU |
| MR-AP-MW-36HR | 10/27/2020 11:11 | Conductivity | 1609.99 | uS/cm |
| MR-AP-MW-36HR | 10/27/2020 11:11 | DO | 0.39 | mg/L |
| MR-AP-MW-36HR | 10/27/2020 11:11 | Depth to Water Detail | 238.05 | ft |
| MR-AP-MW-36HR | 10/27/2020 11:11 | Oxidation Reduction Potention | -147.2 | mv |
| MR-AP-MW-36HR | 10/27/2020 11:11 | pH | 7.54 | pH |
| MR-AP-MW-36HR | 10/27/2020 11:11 | Temperature | 19.02 | C |
| MR-AP-MW-36HR | 10/27/2020 11:11 | Turbidity | 3.09 | NTU |

eurofins | Environment Testing America

# ANALYTICAL REPORT

Eurofins TestAmerica, Pensacola
3355 McLemore Drive
Pensacola, FL 32514
Tel: (850)474-1001

Laboratory Job ID: 400-195100-1
Laboratory Sample Delivery Group: Miller Ash Pond 1304
Client Project/Site: CCR Plant Miller
Revision: 1

For:
Alabama Power General Test Laboratory
744 County Rd 87
GSC #8
Calera, Alabama 35040

Attn: Laura Midkiff

Cheyenne Whitmire

*Authorized for release by:*
*1/27/2021 3:32:45 PM*

Cheyenne Whitmire, Project Manager II
(850)471-6222
Cheyenne.Whitmire@Eurofinset.com

LINKS

Review your project results through TotalAccess

Have a Question? Ask The Expert

Visit us at: www.eurofinsus.com/Env

*The test results in this report meet all 2003 NELAC, 2009 TNI, and 2016 TNI requirements for accredited parameters, exceptions are noted in this report. This report may not be reproduced except in full, and with written approval from the laboratory. For questions please contact the Project Manager at the e-mail address or telephone number listed on this page.*

*This report has been electronically signed and authorized by the signatory. Electronic signature is intended to be the legally binding equivalent of a traditionally handwritten signature.*

*Results relate only to the items tested and the sample(s) as received by the laboratory.*

# Table of Contents

Cover Page . . . . . 1
Table of Contents . . . . . 2
Case Narrative . . . . . 3
Method Summary . . . . . 7
Sample Summary . . . . . 8
Client Sample Results . . . . . 10
Definitions . . . . . 66
Chronicle . . . . . 67
QC Association . . . . . 81
QC Sample Results . . . . . 85
Chain of Custody . . . . . 93
Receipt Checklists . . . . . 102
Certification Summary . . . . . 104

## Job ID: 400-195100-1

### Laboratory: Eurofins TestAmerica, Pensacola

**Narrative**

**Job Narrative**
**400-195100-1**

**RAD**

Method 9315: Prep Batch 160-488436. The following samples have an RER (replicate error ratio) result outside of the acceptance criteria of 1 (1.07) for Ra226. Duplicate precision is demonstrated by acceptable relative percent difference (RPD), within the limit of 40% (29%). The data have been reported with this narrative. (LCSD 160-488436/2-A)

Method 9315: Prep Batch 160-488436. The LCS recovered at (69%) for Ra-226. The limits in our LIMS system at 75-125 reflect the requirements of a regulatory agency that represents a large amount of our work. However the samples associated with this LCS are not from this agency and are therefore held to our in-house statistical limits of (65-112%) per method requirements. Although there is a qualifier, the LCS passes. No further action is required. BA 19022 MW-19HA (400-195100-1), BA 19023 FB-3 (400-195100-2), BA 19528 MW-34H (400-195100-3), BA 19529 MW-2 (400-195100-4), BA 19517 MW-20HS (400-195100-5), BA 19518 MW-20HS DUP (400-195100-6), BA 19519 MW-20H (400-195100-7), BA 19520 MW-6V (400-195100-8), BA 19521 MW-7SR (400-195100-9), BA 19522 MW-7DR (400-195100-10), BA 19523 MW-6 (400-195100-11), (LCS 160-488436/1-A), (LCSD 160-488436/2-A) and (MB 160-488436/24-A)

Method 9315: Prep batch: 160-488580. Any minimum detectable concentration (MDC), critical value (DLC), or Safe Drinking Water Act detection limit (SDWA DL) is sample-specific unless otherwise stated elsewhere in this narrative. Radiochemistry sample results are reported with the count date/time applied as the Activity Reference Date. (MB 160-488580/24-A), BA 19107 MW-3D (400-195100-50), BA 19108 MW-4V (400-195100-51), BA 19109 MW-4V DUP (400-195100-52), BA 19110 MW-4 (400-195100-53), BA 19110 MW-4 (400-195100-53[MS]), BA 19110 MW-4 (400-195100-53[MSD]), BA 19111 MW-33H (400-195100-54), BA 19112 EB-1 (400-195100-55) and BA 19113 MW-32H (400-195100-56)

Method 9315: Prep Batch 160-488546. Any minimum detectable concentration (MDC), critical value (DLC), or Safe Drinking Water Act detection limit (SDWA DL) is sample-specific unless otherwise stated elsewhere in this narrative. Radiochemistry sample results are reported with the count date/time applied as the Activity Reference Date. BA 19755 MW-36HR (400-195100-30), BA 19352 MW-37H (400-195100-31), BA 19353 MW-37H DUP (400-195100-32), BA 19354 MW-10 (400-195100-33), BA 19355 MW-12 (400-195100-34), BA 19356 MW-28H (400-195100-35), BA 19357 FB-4 (400-195100-36), BA 19358 MW-14R (400-195100-37), BA 19359 MW-13SR (400-195100-38), BA 19360 MW-13DR (400-195100-39), BA 19346 EB-2 (400-195100-40), BA 19347 MW-1 (400-195100-41), BA 19348 MW-1 DISS (400-195100-42), BA 19349 MW-11 (400-195100-43), BA 19350 FB-5 (400-195100-44), BA 19351 MW-30H (400-195100-45), BA 19103 MW-16 (400-195100-46), BA 19104 MW-16 DUP (400-195100-47), BA 19105 MW-15 (400-195100-48), BA 19105 MW-15 (400-195100-48[MS]), BA 19105 MW-15 (400-195100-48[MSD]) and BA 19106 MW-3S (400-195100-49)

Method 9315: Prep batch 160-488537. Any minimum detectable concentration (MDC), critical value (DLC), or Safe Drinking Water Act detection limit (SDWA DL) is sample-specific unless otherwise stated elsewhere in this narrative. Radiochemistry sample results are reported with the count date/time applied as the Activity Reference Date. BA 19524 MW-22I (400-195100-12), BA 19525 PZ-5 (400-195100-13), BA 19526 MW-5 (400-195100-14), BA 19527 FB-2 (400-195100-15), BA 19092 MW-35H (400-195100-16), BA 19093 MW-35H DUP (400-195100-17), BA 19094 MW-17H (400-195100-18), BA 19095 MW-18H (400-195100-19), BA 19096 FB-1 (400-195100-20), BA 19097 MW-21 (400-195100-21), BA 19098 MW-22S (400-195100-22), BA 19098 MW-22S (400-195100-22[MS]), BA 19098 MW-22S (400-195100-22[MSD]), BA 19099 MW-23A (400-195100-23), BA 19100 MW-23 (400-195100-24), BA 19101 MW-9DR (400-195100-25), BA 19102 MW-9SR (400-195100-26), BA 19756 MW-22D (400-195100-27), BA 19757 MW-31H (400-195100-28) and BA 19754 MW-27HR (400-195100-29)

Method 9315: Prep batch 160-488436. The following sample has a barium carrier recovery above the 110% QC limit. Affected samples had a barium correction applied, however, there is significant concentrations of salt-like compounds (i.e. calcium, magnesium, sodium, and strontium) that can interfere with a barium sulfate recovery. The LCS (laboratory control sample) has an acceptable spike recovery demonstrating acceptable sample preparation and instrument performance. The samples have been truncated to 100% to reduce any potential bias a high carrier recovery may have. The data have been qualified and reported. BA 19022 MW-19HA (400-195100-1) and BA 19517 MW-20HS (400-195100-5)

Method 9320: Prep Batch 160-488437. The LCS recovered at (72%) for Ra228. The limits in our LIMS system at 75-125 reflect the requirements of a regulatory agency that represents a large amount of our work. However the samples associated with this LCS are not from this agency and are therefore held to our in-house statistical limits of 60-140% per method requirements. Although there is a qualifier, the LCS passes. No further action is required. BA 19022 MW-19HA (400-195100-1), BA 19023 FB-3 (400-195100-2), BA 19528 MW-34H (400-195100-3), BA 19529 MW-2 (400-195100-4), BA 19517 MW-20HS (400-195100-5), BA 19518 MW-20HS DUP

## Job ID: 400-195100-1 (Continued)

### Laboratory: Eurofins TestAmerica, Pensacola (Continued)

(400-195100-6), BA 19519 MW-20H (400-195100-7), BA 19520 MW-6V (400-195100-8), BA 19521 MW-7SR (400-195100-9), BA 19522 MW-7DR (400-195100-10), BA 19523 MW-6 (400-195100-11), (LCS 160-488437/1-A), (LCSD 160-488437/2-A) and (MB 160-488437/24-A)

Method 9320: Prep batch 160-488626. Any minimum detectable concentration (MDC), critical value (DLC), or Safe Drinking Water Act detection limit (SDWA DL) is sample-specific unless otherwise stated elsewhere in this narrative. Radiochemistry sample results are reported with the count date/time applied as the Activity Reference Date. BA 19107 MW-3D (400-195100-50), BA 19108 MW-4V (400-195100-51), BA 19109 MW-4V DUP (400-195100-52), BA 19110 MW-4 (400-195100-53), BA 19110 MW-4 (400-195100-53[MS]), BA 19110 MW-4 (400-195100-53[MSD]), BA 19111 MW-33H (400-195100-54), BA 19112 EB-1 (400-195100-55) and BA 19113 MW-32H (400-195100-56)

Method 9320: Prep batch 160-488549. The following sample(s) exhibited a negative result greater in magnitude than the 3 sigma TPU. This occurrence was evaluated and determined to be random in nature. Sporadic occurrences such as this are statistically expected. No further action is required. BA 19348 MW-1 DISS (400-195100-42)

Method 9320: Prep batch 160-488549. The LCS associated with the following samples recovered (57%) slightly outside of the in house statistical lower limit (61%). All samples associated with the LCS are non detect and all other QC are within criteria (MB, MS, MSD, RER). Per client request, the data have been reported with this narrative.

Method 9320: Prep batch 160-488549. Any minimum detectable concentration (MDC), critical value (DLC), or Safe Drinking Water Act detection limit (SDWA DL) is sample-specific unless otherwise stated elsewhere in this narrative. Radiochemistry sample results are reported with the count date/time applied as the Activity Reference Date. BA 19755 MW-36HR (400-195100-30), BA 19352 MW-37H (400-195100-31), BA 19353 MW-37H DUP (400-195100-32), BA 19354 MW-10 (400-195100-33), BA 19355 MW-12 (400-195100-34), BA 19356 MW-28H (400-195100-35), BA 19357 FB-4 (400-195100-36), BA 19358 MW-14R (400-195100-37), BA 19359 MW-13SR (400-195100-38), BA 19360 MW-13DR (400-195100-39), BA 19346 EB-2 (400-195100-40), BA 19347 MW-1 (400-195100-41), BA 19348 MW-1 DISS (400-195100-42), BA 19349 MW-11 (400-195100-43), BA 19350 FB-5 (400-195100-44), BA 19351 MW-30H (400-195100-45), BA 19103 MW-16 (400-195100-46), BA 19104 MW-16 DUP (400-195100-47), BA 19105 MW-15 (400-195100-48), BA 19105 MW-15 (400-195100-48[MS]), BA 19105 MW-15 (400-195100-48[MSD]), BA 19106 MW-3S (400-195100-49), (LCS 160-488549/1-A) and (MB 160-488549/24-A)

Method 9320: Prep batch 160-488538. Any minimum detectable concentration (MDC), critical value (DLC), or Safe Drinking Water Act detection limit (SDWA DL) is sample-specific unless otherwise stated elsewhere in this narrative. Radiochemistry sample results are reported with the count date/time applied as the Activity Reference Date. BA 19524 MW-22I (400-195100-12), BA 19525 PZ-5 (400-195100-13), BA 19526 MW-5 (400-195100-14), BA 19527 FB-2 (400-195100-15), BA 19092 MW-35H (400-195100-16), BA 19093 MW-35H DUP (400-195100-17), BA 19094 MW-17H (400-195100-18), BA 19095 MW-18H (400-195100-19), BA 19096 FB-1 (400-195100-20), BA 19097 MW-21 (400-195100-21), BA 19098 MW-22S (400-195100-22), BA 19098 MW-22S (400-195100-22[MS]), BA 19098 MW-22S (400-195100-22[MSD]), BA 19099 MW-23A (400-195100-23), BA 19100 MW-23 (400-195100-24), BA 19101 MW-9DR (400-195100-25), BA 19102 MW-9SR (400-195100-26), BA 19756 MW-22D (400-195100-27), BA 19757 MW-31H (400-195100-28) and BA 19754 MW-27HR (400-195100-29)

Method 9320: Prep batch 160-488437. The following sample has a barium carrier recovery above the 110% QC limit. Affected samples had a barium correction applied, however, there is significant concentrations of salt-like compounds (i.e. calcium, magnesium, sodium, and strontium) that can interfere with a barium sulfate recovery. The LCS (laboratory control sample) has an acceptable spike recovery demonstrating acceptable sample preparation and instrument performance. The samples have been truncated to 100% to reduce any potential bias a high carrier recovery may have. The data have been qualified and reported. BA 19022 MW-19HA (400-195100-1) and BA 19517 MW-20HS (400-195100-5)

Method 9320: Prep batch 160-488437. Any minimum detectable concentration (MDC), critical value (DLC), or Safe Drinking Water Act detection limit (SDWA DL) is sample-specific unless otherwise stated elsewhere in this narrative. Radiochemistry sample results are reported with the count date/time applied as the Activity Reference Date. BA 19022 MW-19HA (400-195100-1) and BA 19517 MW-20HS (400-195100-5)

Method PrecSep_0: Radium 228 Prep Batch 160-488437. The following samples were prepared at a reduced aliquot to insure sufficient volume remains if needed for analysis: BA 19022 MW-19HA (400-195100-1), BA 19023 FB-3 (400-195100-2), BA 19528 MW-34H (400-195100-3), BA 19529 MW-2 (400-195100-4), BA 19517 MW-20HS (400-195100-5), BA 19518 MW-20HS DUP (400-195100-6), BA 19519 MW-20H (400-195100-7), BA 19520 MW-6V (400-195100-8), BA 19521 MW-7SR (400-195100-9), BA 19522 MW-7DR

## Job ID: 400-195100-1 (Continued)

### Laboratory: Eurofins TestAmerica, Pensacola (Continued)

(400-195100-10) and BA 19523 MW-6 (400-195100-11).

Method PrecSep_0: Radium 228 Prep Batch 160-488437. Insufficient sample volume was available to perform a sample duplicate for the following samples: BA 19022 MW-19HA (400-195100-1), BA 19023 FB-3 (400-195100-2), BA 19528 MW-34H (400-195100-3), BA 19529 MW-2 (400-195100-4), BA 19517 MW-20HS (400-195100-5), BA 19518 MW-20HS DUP (400-195100-6), BA 19519 MW-20H (400-195100-7), BA 19520 MW-6V (400-195100-8), BA 19521 MW-7SR (400-195100-9), BA 19522 MW-7DR (400-195100-10) and BA 19523 MW-6 (400-195100-11). A laboratory control sample/ laboratory control sample duplicate (LCS/LCSD) were prepared instead to demonstrate batch precision.

Method PrecSep_0: Radium 228 Prep Batch 160-488538. The following samples were prepared at a reduced aliquot to insure sufficient volume remains if needed for analysis: BA 19524 MW-22I (400-195100-12), BA 19525 PZ-5 (400-195100-13), BA 19526 MW-5 (400-195100-14), BA 19527 FB-2 (400-195100-15), BA 19092 MW-35H (400-195100-16), BA 19093 MW-35H DUP (400-195100-17), BA 19094 MW-17H (400-195100-18), BA 19095 MW-18H (400-195100-19), BA 19096 FB-1 (400-195100-20), BA 19097 MW-21 (400-195100-21), BA 19098 MW-22S (400-195100-22), BA 19098 MW-22S (400-195100-22[MS]), BA 19098 MW-22S (400-195100-22[MSD]), BA 19099 MW-23A (400-195100-23), BA 19100 MW-23 (400-195100-24), BA 19101 MW-9DR (400-195100-25), BA 19102 MW-9SR (400-195100-26), BA 19756 MW-22D (400-195100-27), BA 19757 MW-31H (400-195100-28) and BA 19754 MW-27HR (400-195100-29).

Method PrecSep_0: Radium 228 Prep Batch 160-488549. The following samples were prepared at a reduced aliquot to insure sufficient volume remains if needed for analysis: BA 19755 MW-36HR (400-195100-30), BA 19352 MW-37H (400-195100-31), BA 19353 MW-37H DUP (400-195100-32), BA 19354 MW-10 (400-195100-33), BA 19355 MW-12 (400-195100-34), BA 19356 MW-28H (400-195100-35), BA 19357 FB-4 (400-195100-36), BA 19358 MW-14R (400-195100-37), BA 19359 MW-13SR (400-195100-38), BA 19360 MW-13DR (400-195100-39), BA 19346 EB-2 (400-195100-40), BA 19347 MW-1 (400-195100-41), BA 19348 MW-1 DISS (400-195100-42), BA 19349 MW-11 (400-195100-43), BA 19350 FB-5 (400-195100-44), BA 19351 MW-30H (400-195100-45), BA 19103 MW-16 (400-195100-46), BA 19104 MW-16 DUP (400-195100-47), BA 19105 MW-15 (400-195100-48), BA 19105 MW-15 (400-195100-48[MS]), BA 19105 MW-15 (400-195100-48[MSD]) and BA 19106 MW-3S (400-195100-49).

Method PrecSep_0: Radium 228 Prep Batch 160-488626. The following samples were prepared at a reduced aliquot to insure sufficient volume remains if needed for analysis: BA 19107 MW-3D (400-195100-50), BA 19108 MW-4V (400-195100-51), BA 19109 MW-4V DUP (400-195100-52), BA 19110 MW-4 (400-195100-53), BA 19110 MW-4 (400-195100-53[MS]), BA 19110 MW-4 (400-195100-53[MSD]), BA 19111 MW-33H (400-195100-54), BA 19112 EB-1 (400-195100-55) and BA 19113 MW-32H (400-195100-56).

Method PrecSep_0: Radium 228 prep batch 160-488538. The Barium carrier recovery is outside the upper control limit (110%) for the following sample: BA 19100 MW-23 (400-195100-24). The barium sulfate precipitation produced a barium pellet that was visibly larger than that of the QC samples.

Method PrecSep_0: Radium 228 Prep Batch 160-488437. The Barium carrier recovery is outside the upper control limit (110%) for the following samples: BA 19022 MW-19HA (400-195100-1) and BA 19517 MW-20HS (400-195100-5). Samples appear white on planchette and weigh over the 110% recovery threshold

Method PrecSep-21: Radium 226 Prep Batch 160-488436. Insufficient sample volume was available to perform a sample duplicate for the following samples: BA 19022 MW-19HA (400-195100-1), BA 19023 FB-3 (400-195100-2), BA 19528 MW-34H (400-195100-3), BA 19529 MW-2 (400-195100-4), BA 19517 MW-20HS (400-195100-5), BA 19518 MW-20HS DUP (400-195100-6), BA 19519 MW-20H (400-195100-7), BA 19520 MW-6V (400-195100-8), BA 19521 MW-7SR (400-195100-9), BA 19522 MW-7DR (400-195100-10) and BA 19523 MW-6 (400-195100-11). A laboratory control sample/ laboratory control sample duplicate (LCS/LCSD) were prepared instead to demonstrate batch precision.

Method PrecSep-21: Radium 226 Prep Batch 160-488436. The following samples were prepared at a reduced aliquot to insure sufficient volume remains if needed for analysis: BA 19022 MW-19HA (400-195100-1), BA 19023 FB-3 (400-195100-2), BA 19528 MW-34H (400-195100-3), BA 19529 MW-2 (400-195100-4), BA 19517 MW-20HS (400-195100-5), BA 19518 MW-20HS DUP (400-195100-6), BA 19519 MW-20H (400-195100-7), BA 19520 MW-6V (400-195100-8), BA 19521 MW-7SR (400-195100-9), BA 19522 MW-7DR (400-195100-10) and BA 19523 MW-6 (400-195100-11).

Method PrecSep-21: Radium 226 Prep Batch 160-488537. The following samples were prepared at a reduced aliquot to insure sufficient volume remains if needed for analysis: BA 19524 MW-22I (400-195100-12), BA 19525 PZ-5 (400-195100-13), BA 19526 MW-5

## Job ID: 400-195100-1 (Continued)

### Laboratory: Eurofins TestAmerica, Pensacola (Continued)

(400-195100-14), BA 19527 FB-2 (400-195100-15), BA 19092 MW-35H (400-195100-16), BA 19093 MW-35H DUP (400-195100-17), BA 19094 MW-17H (400-195100-18), BA 19095 MW-18H (400-195100-19), BA 19096 FB-1 (400-195100-20), BA 19097 MW-21 (400-195100-21), BA 19098 MW-22S (400-195100-22), BA 19098 MW-22S (400-195100-22[MS]), BA 19098 MW-22S (400-195100-22[MSD]), BA 19099 MW-23A (400-195100-23), BA 19100 MW-23 (400-195100-24), BA 19101 MW-9DR (400-195100-25), BA 19102 MW-9SR (400-195100-26), BA 19756 MW-22D (400-195100-27), BA 19757 MW-31H (400-195100-28) and BA 19754 MW-27HR (400-195100-29).

Method PrecSep-21: Radium 226 Prep Batch 160-488546. The following samples were prepared at a reduced aliquot to insure sufficient volume remains if needed for analysis: BA 19755 MW-36HR (400-195100-30), BA 19352 MW-37H (400-195100-31), BA 19353 MW-37H DUP (400-195100-32), BA 19354 MW-10 (400-195100-33), BA 19355 MW-12 (400-195100-34), BA 19356 MW-28H (400-195100-35), BA 19357 FB-4 (400-195100-36), BA 19358 MW-14R (400-195100-37), BA 19359 MW-13SR (400-195100-38), BA 19360 MW-13DR (400-195100-39), BA 19346 EB-2 (400-195100-40), BA 19347 MW-1 (400-195100-41), BA 19348 MW-1 DISS (400-195100-42), BA 19349 MW-11 (400-195100-43), BA 19350 FB-5 (400-195100-44), BA 19351 MW-30H (400-195100-45), BA 19103 MW-16 (400-195100-46), BA 19104 MW-16 DUP (400-195100-47), BA 19105 MW-15 (400-195100-48), BA 19105 MW-15 (400-195100-48[MS]), BA 19105 MW-15 (400-195100-48[MSD]) and BA 19106 MW-3S (400-195100-49).

Method PrecSep-21: Radium 226 Prep Batch 160-488580. The following samples were prepared at a reduced aliquot to insure sufficient volume remains if needed for analysis: BA 19107 MW-3D (400-195100-50), BA 19108 MW-4V (400-195100-51), BA 19109 MW-4V DUP (400-195100-52), BA 19110 MW-4 (400-195100-53), BA 19110 MW-4 (400-195100-53[MS]), BA 19110 MW-4 (400-195100-53[MSD]), BA 19111 MW-33H (400-195100-54), BA 19112 EB-1 (400-195100-55) and BA 19113 MW-32H (400-195100-56).

Method PrecSep-21: Radium 226 prep batch 160-488537. The Barium carrier recovery is outside the upper control limit (110%) for the following sample: BA 19100 MW-23 (400-195100-24). The barium sulfate precipitation produced a barium pellet that was visibly larger than that of the QC samples.

Method PrecSep-21: Radium 226 Prep Batch 488436. The Barium carrier recovery is outside the upper control limit (110%) for the following samples: BA 19022 MW-19HA (400-195100-1) and BA 19517 MW-20HS (400-195100-5). Samples appear white on planchette and weigh over the 110% recovery threshold

**Metals**

Preparation batch 160-493918 and analytical batch 160-494117. The following sample was diluted to bring the concentration of target analytes within the calibration range: BA 19100 MW-23 (400-195100-24). Elevated reporting limits (RLs) are provided.

# Method Summary

Client: Alabama Power General Test Laboratory
Project/Site: CCR Plant Miller

Job ID: 400-195100-1
SDG: Miller Ash Pond 1304

| Method | Method Description | Protocol | Laboratory |
|---|---|---|---|
| 9315 | Radium-226 (GFPC) | SW846 | TAL SL |
| 9320 | Radium-228 (GFPC) | SW846 | TAL SL |
| Ra226_Ra228 | Combined Radium-226 and Radium-228 | TAL-STL | TAL SL |
| Ra226_Ra228 (D) | Combined Radium-226 and Radium-228 | TAL-STL | TAL SL |
| PrecSep_0 | Preparation, Precipitate Separation | None | TAL SL |
| PrecSep-21 | Preparation, Precipitate Separation (21-Day In-Growth) | None | TAL SL |

**Protocol References:**

None = None

SW846 = "Test Methods For Evaluating Solid Waste, Physical/Chemical Methods", Third Edition, November 1986 And Its Updates.

TAL-STL = TestAmerica Laboratories, St. Louis, Facility Standard Operating Procedure.

**Laboratory References:**

TAL SL = Eurofins TestAmerica, St. Louis, 13715 Rider Trail North, Earth City, MO 63045, TEL (314)298-8566

# Sample Summary

Client: Alabama Power General Test Laboratory
Project/Site: CCR Plant Miller

Job ID: 400-195100-1
SDG: Miller Ash Pond 1304

| Lab Sample ID | Client Sample ID | Matrix | Collected | Received | Asset ID |
|---|---|---|---|---|---|
| 400-195100-1 | BA 19022 MW-19HA | Water | 10/14/20 14:22 | 10/29/20 12:00 | |
| 400-195100-2 | BA 19023 FB-3 | Water | 10/14/20 14:30 | 10/29/20 12:00 | |
| 400-195100-3 | BA 19528 MW-34H | Water | 10/21/20 11:09 | 10/29/20 12:00 | |
| 400-195100-4 | BA 19529 MW-2 | Water | 10/21/20 13:02 | 10/29/20 12:00 | |
| 400-195100-5 | BA 19517 MW-20HS | Water | 10/19/20 11:50 | 10/29/20 12:00 | |
| 400-195100-6 | BA 19518 MW-20HS DUP | Water | 10/19/20 11:50 | 10/29/20 12:00 | |
| 400-195100-7 | BA 19519 MW-20H | Water | 10/19/20 13:13 | 10/29/20 12:00 | |
| 400-195100-8 | BA 19520 MW-6V | Water | 10/19/20 15:15 | 10/29/20 12:00 | |
| 400-195100-9 | BA 19521 MW-7SR | Water | 10/20/20 09:55 | 10/29/20 12:00 | |
| 400-195100-10 | BA 19522 MW-7DR | Water | 10/20/20 11:20 | 10/29/20 12:00 | |
| 400-195100-11 | BA 19523 MW-6 | Water | 10/20/20 12:50 | 10/29/20 12:00 | |
| 400-195100-12 | BA 19524 MW-22I | Water | 10/20/20 15:50 | 10/29/20 12:00 | |
| 400-195100-13 | BA 19525 PZ-5 | Water | 10/21/20 11:05 | 10/29/20 12:00 | |
| 400-195100-14 | BA 19526 MW-5 | Water | 10/21/20 12:25 | 10/29/20 12:00 | |
| 400-195100-15 | BA 19527 FB-2 | Water | 10/21/20 12:45 | 10/29/20 12:00 | |
| 400-195100-16 | BA 19092 MW-35H | Water | 10/13/20 08:50 | 10/29/20 12:00 | |
| 400-195100-17 | BA 19093 MW-35H DUP | Water | 10/13/20 08:50 | 10/29/20 12:00 | |
| 400-195100-18 | BA 19094 MW-17H | Water | 10/13/20 10:01 | 10/29/20 12:00 | |
| 400-195100-19 | BA 19095 MW-18H | Water | 10/13/20 11:30 | 10/29/20 12:00 | |
| 400-195100-20 | BA 19096 FB-1 | Water | 10/13/20 13:55 | 10/29/20 12:00 | |
| 400-195100-21 | BA 19097 MW-21 | Water | 10/13/20 14:07 | 10/29/20 12:00 | |
| 400-195100-22 | BA 19098 MW-22S | Water | 10/14/20 09:05 | 10/29/20 12:00 | |
| 400-195100-23 | BA 19099 MW-23A | Water | 10/14/20 11:54 | 10/29/20 12:00 | |
| 400-195100-24 | BA 19100 MW-23 | Water | 10/14/20 14:16 | 10/29/20 12:00 | |
| 400-195100-25 | BA 19101 MW-9DR | Water | 10/15/20 09:04 | 10/29/20 12:00 | |
| 400-195100-26 | BA 19102 MW-9SR | Water | 10/15/20 10:14 | 10/29/20 12:00 | |
| 400-195100-27 | BA 19756 MW-22D | Water | 10/26/20 13:30 | 10/29/20 12:00 | |
| 400-195100-28 | BA 19757 MW-31H | Water | 10/27/20 11:10 | 10/29/20 12:00 | |
| 400-195100-29 | BA 19754 MW-27HR | Water | 10/26/20 13:33 | 10/29/20 12:00 | |
| 400-195100-30 | BA 19755 MW-36HR | Water | 10/27/20 11:17 | 10/29/20 12:00 | |
| 400-195100-31 | BA 19352 MW-37H | Water | 10/19/20 10:35 | 10/29/20 12:00 | |
| 400-195100-32 | BA 19353 MW-37H DUP | Water | 10/19/20 10:35 | 10/29/20 12:00 | |
| 400-195100-33 | BA 19354 MW-10 | Water | 10/19/20 12:19 | 10/29/20 12:00 | |
| 400-195100-34 | BA 19355 MW-12 | Water | 10/19/20 13:52 | 10/29/20 12:00 | |
| 400-195100-35 | BA 19356 MW-28H | Water | 10/19/20 15:47 | 10/29/20 12:00 | |
| 400-195100-36 | BA 19357 FB-4 | Water | 10/19/20 16:20 | 10/29/20 12:00 | |
| 400-195100-37 | BA 19358 MW-14R | Water | 10/20/20 09:19 | 10/29/20 12:00 | |
| 400-195100-38 | BA 19359 MW-13SR | Water | 10/20/20 11:38 | 10/29/20 12:00 | |
| 400-195100-39 | BA 19360 MW-13DR | Water | 10/20/20 13:49 | 10/29/20 12:00 | |
| 400-195100-40 | BA 19346 EB-2 | Water | 10/19/20 12:05 | 10/29/20 12:00 | |
| 400-195100-41 | BA 19347 MW-1 | Water | 10/19/20 14:50 | 10/29/20 12:00 | |
| 400-195100-42 | BA 19348 MW-1 DISS | Water | 10/19/20 14:50 | 10/29/20 12:00 | |
| 400-195100-43 | BA 19349 MW-11 | Water | 10/20/20 11:35 | 10/29/20 12:00 | |
| 400-195100-44 | BA 19350 FB-5 | Water | 10/20/20 11:55 | 10/29/20 12:00 | |
| 400-195100-45 | BA 19351 MW-30H | Water | 10/20/20 13:50 | 10/29/20 12:00 | |
| 400-195100-46 | BA 19103 MW-16 | Water | 10/13/20 09:55 | 10/29/20 12:00 | |
| 400-195100-47 | BA 19104 MW-16 DUP | Water | 10/13/20 09:55 | 10/29/20 12:00 | |
| 400-195100-48 | BA 19105 MW-15 | Water | 10/13/20 12:05 | 10/29/20 12:00 | |
| 400-195100-49 | BA 19106 MW-3S | Water | 10/13/20 13:45 | 10/29/20 12:00 | |
| 400-195100-50 | BA 19107 MW-3D | Water | 10/13/20 14:55 | 10/29/20 12:00 | |
| 400-195100-51 | BA 19108 MW-4V | Water | 10/14/20 10:25 | 10/29/20 12:00 | |
| 400-195100-52 | BA 19109 MW-4V DUP | Water | 10/14/20 10:25 | 10/29/20 12:00 | |
| 400-195100-53 | BA 19110 MW-4 | Water | 10/14/20 11:50 | 10/29/20 12:00 | |

# Sample Summary

Client: Alabama Power General Test Laboratory
Project/Site: CCR Plant Miller

Job ID: 400-195100-1
SDG: Miller Ash Pond 1304

| Lab Sample ID | Client Sample ID | Matrix | Collected | Received | Asset ID |
|---|---|---|---|---|---|
| 400-195100-54 | BA 19111 MW-33H | Water | 10/14/20 13:40 | 10/29/20 12:00 | |
| 400-195100-55 | BA 19112 EB-1 | Water | 10/14/20 14:45 | 10/29/20 12:00 | |
| 400-195100-56 | BA 19113 MW-32H | Water | 10/15/20 10:00 | 10/29/20 12:00 | |

## Client Sample ID: BA 19022 MW-19HA

**Date Collected: 10/14/20 14:22**
**Date Received: 10/29/20 12:00**

## Lab Sample ID: 400-195100-1

**Matrix: Water**

### Method: 9315 - Radium-226 (GFPC)

| Analyte | Result | Qualifier | Count Uncert. (2σ+/-) | Total Uncert. (2σ+/-) | RL | MDC | Unit | Prepared | Analyzed | Dil Fac |
|---|---|---|---|---|---|---|---|---|---|---|
| Radium-226 | 0.160 | U * | 0.189 | 0.190 | 1.00 | 0.306 | pCi/L | 11/06/20 05:48 | 12/24/20 13:02 | 1 |

| *Carrier* | *%Yield* | *Qualifier* | *Limits* | *Prepared* | *Analyzed* | *Dil Fac* |
|---|---|---|---|---|---|---|
| *Ba Carrier* | *115* | *X* | *40 - 110* | *11/06/20 05:48* | *12/24/20 13:02* | *1* |

### Method: 9320 - Radium-228 (GFPC)

| Analyte | Result | Qualifier | Count Uncert. (2σ+/-) | Total Uncert. (2σ+/-) | RL | MDC | Unit | Prepared | Analyzed | Dil Fac |
|---|---|---|---|---|---|---|---|---|---|---|
| Radium-228 | 0.202 | U * | 0.209 | 0.209 | 1.00 | 0.340 | pCi/L | 11/06/20 06:25 | 12/24/20 08:08 | 1 |

| *Carrier* | *%Yield* | *Qualifier* | *Limits* | *Prepared* | *Analyzed* | *Dil Fac* |
|---|---|---|---|---|---|---|
| *Ba Carrier* | *115* | *X* | *40 - 110* | *11/06/20 06:25* | *12/24/20 08:08* | *1* |
| *Y Carrier* | *104* | | *40 - 110* | *11/06/20 06:25* | *12/24/20 08:08* | *1* |

### Method: Ra226_Ra228 - Combined Radium-226 and Radium-228

| Analyte | Result | Qualifier | Count Uncert. (2σ+/-) | Total Uncert. (2σ+/-) | RL | MDC | Unit | Prepared | Analyzed | Dil Fac |
|---|---|---|---|---|---|---|---|---|---|---|
| **Combined Radium 226 + 228** | **0.362** | | 0.282 | 0.282 | 5.00 | 0.340 | pCi/L | | 12/28/20 22:14 | 1 |

## Client Sample ID: BA 19023 FB-3

**Date Collected: 10/14/20 14:30**
**Date Received: 10/29/20 12:00**

## Lab Sample ID: 400-195100-2

**Matrix: Water**

### Method: 9315 - Radium-226 (GFPC)

| Analyte | Result | Qualifier | Count Uncert. (2σ+/-) | Total Uncert. (2σ+/-) | RL | MDC | Unit | Prepared | Analyzed | Dil Fac |
|---|---|---|---|---|---|---|---|---|---|---|
| Radium-226 | 0.00516 | U * | 0.248 | 0.248 | 1.00 | 0.484 | pCi/L | 11/06/20 05:48 | 12/24/20 15:21 | 1 |

| *Carrier* | *%Yield* | *Qualifier* | *Limits* | *Prepared* | *Analyzed* | *Dil Fac* |
|---|---|---|---|---|---|---|
| *Ba Carrier* | *102* | | *40 - 110* | *11/06/20 05:48* | *12/24/20 15:21* | *1* |

### Method: 9320 - Radium-228 (GFPC)

| Analyte | Result | Qualifier | Count Uncert. (2σ+/-) | Total Uncert. (2σ+/-) | RL | MDC | Unit | Prepared | Analyzed | Dil Fac |
|---|---|---|---|---|---|---|---|---|---|---|
| Radium-228 | -0.214 | U * | 0.182 | 0.183 | 1.00 | 0.371 | pCi/L | 11/06/20 06:25 | 12/24/20 08:08 | 1 |

| *Carrier* | *%Yield* | *Qualifier* | *Limits* | *Prepared* | *Analyzed* | *Dil Fac* |
|---|---|---|---|---|---|---|
| *Ba Carrier* | *102* | | *40 - 110* | *11/06/20 06:25* | *12/24/20 08:08* | *1* |
| *Y Carrier* | *107* | | *40 - 110* | *11/06/20 06:25* | *12/24/20 08:08* | *1* |

### Method: Ra226_Ra228 - Combined Radium-226 and Radium-228

| Analyte | Result | Qualifier | Count Uncert. (2σ+/-) | Total Uncert. (2σ+/-) | RL | MDC | Unit | Prepared | Analyzed | Dil Fac |
|---|---|---|---|---|---|---|---|---|---|---|
| Combined Radium 226 + 228 | -0.209 | U | 0.308 | 0.308 | 5.00 | 0.484 | pCi/L | | 12/28/20 22:14 | 1 |

## Client Sample ID: BA 19528 MW-34H

**Date Collected: 10/21/20 11:09**
**Date Received: 10/29/20 12:00**

## Lab Sample ID: 400-195100-3

**Matrix: Water**

### Method: 9315 - Radium-226 (GFPC)

| Analyte | Result | Qualifier | Count Uncert. (2σ+/-) | Total Uncert. (2σ+/-) | RL | MDC | Unit | Prepared | Analyzed | Dil Fac |
|---|---|---|---|---|---|---|---|---|---|---|
| Radium-226 | 0.287 | U * | 0.251 | 0.252 | 1.00 | 0.377 | pCi/L | 11/06/20 05:48 | 12/24/20 15:21 | 1 |

| *Carrier* | *%Yield* | *Qualifier* | *Limits* | *Prepared* | *Analyzed* | *Dil Fac* |
|---|---|---|---|---|---|---|
| *Ba Carrier* | *102* | | *40 - 110* | *11/06/20 05:48* | *12/24/20 15:21* | *1* |

### Method: 9320 - Radium-228 (GFPC)

| Analyte | Result | Qualifier | Count Uncert. (2σ+/-) | Total Uncert. (2σ+/-) | RL | MDC | Unit | Prepared | Analyzed | Dil Fac |
|---|---|---|---|---|---|---|---|---|---|---|
| Radium-228 | 0.243 | U * | 0.217 | 0.218 | 1.00 | 0.348 | pCi/L | 11/06/20 06:25 | 12/24/20 08:08 | 1 |

| *Carrier* | *%Yield* | *Qualifier* | *Limits* | *Prepared* | *Analyzed* | *Dil Fac* |
|---|---|---|---|---|---|---|
| *Ba Carrier* | *102* | | *40 - 110* | *11/06/20 06:25* | *12/24/20 08:08* | *1* |
| *Y Carrier* | *106* | | *40 - 110* | *11/06/20 06:25* | *12/24/20 08:08* | *1* |

### Method: Ra226_Ra228 - Combined Radium-226 and Radium-228

| Analyte | Result | Qualifier | Count Uncert. (2σ+/-) | Total Uncert. (2σ+/-) | RL | MDC | Unit | Prepared | Analyzed | Dil Fac |
|---|---|---|---|---|---|---|---|---|---|---|
| **Combined Radium 226 + 228** | **0.530** | | 0.332 | 0.333 | 5.00 | 0.377 | pCi/L | | 12/28/20 22:14 | 1 |

## Client Sample ID: BA 19529 MW-2

**Date Collected: 10/21/20 13:02**
**Date Received: 10/29/20 12:00**

## Lab Sample ID: 400-195100-4

**Matrix: Water**

### Method: 9315 - Radium-226 (GFPC)

| Analyte | Result | Qualifier | Count Uncert. (2σ+/-) | Total Uncert. (2σ+/-) | RL | MDC | Unit | Prepared | Analyzed | Dil Fac |
|---|---|---|---|---|---|---|---|---|---|---|
| Radium-226 | 0.340 | * | 0.235 | 0.237 | 1.00 | 0.314 | pCi/L | 11/06/20 05:48 | 12/24/20 15:21 | 1 |

| *Carrier* | *%Yield* | *Qualifier* | *Limits* | *Prepared* | *Analyzed* | *Dil Fac* |
|---|---|---|---|---|---|---|
| *Ba Carrier* | *105* | | *40 - 110* | *11/06/20 05:48* | *12/24/20 15:21* | *1* |

### Method: 9320 - Radium-228 (GFPC)

| Analyte | Result | Qualifier | Count Uncert. (2σ+/-) | Total Uncert. (2σ+/-) | RL | MDC | Unit | Prepared | Analyzed | Dil Fac |
|---|---|---|---|---|---|---|---|---|---|---|
| Radium-228 | 0.108 | U * | 0.273 | 0.273 | 1.00 | 0.469 | pCi/L | 11/06/20 06:25 | 12/24/20 08:08 | 1 |

| *Carrier* | *%Yield* | *Qualifier* | *Limits* | *Prepared* | *Analyzed* | *Dil Fac* |
|---|---|---|---|---|---|---|
| *Ba Carrier* | *105* | | *40 - 110* | *11/06/20 06:25* | *12/24/20 08:08* | *1* |
| *Y Carrier* | *87.9* | | *40 - 110* | *11/06/20 06:25* | *12/24/20 08:08* | *1* |

### Method: Ra226_Ra228 - Combined Radium-226 and Radium-228

| Analyte | Result | Qualifier | Count Uncert. (2σ+/-) | Total Uncert. (2σ+/-) | RL | MDC | Unit | Prepared | Analyzed | Dil Fac |
|---|---|---|---|---|---|---|---|---|---|---|
| Combined Radium 226 + 228 | 0.448 | U | 0.360 | 0.362 | 5.00 | 0.469 | pCi/L | | 12/28/20 22:14 | 1 |

## Client Sample ID: BA 19517 MW-20HS

**Date Collected: 10/19/20 11:50**
**Date Received: 10/29/20 12:00**

## Lab Sample ID: 400-195100-5

**Matrix: Water**

### Method: 9315 - Radium-226 (GFPC)

| Analyte | Result | Qualifier | Count Uncert. (2σ+/-) | Total Uncert. (2σ+/-) | RL | MDC | Unit | Prepared | Analyzed | Dil Fac |
|---|---|---|---|---|---|---|---|---|---|---|
| Radium-226 | 0.115 | U * | 0.278 | 0.278 | 1.00 | 0.499 | pCi/L | 11/06/20 05:48 | 12/24/20 15:24 | 1 |

| *Carrier* | *%Yield* | *Qualifier* | *Limits* | *Prepared* | *Analyzed* | *Dil Fac* |
|---|---|---|---|---|---|---|
| *Ba Carrier* | *112* | *X* | *40 - 110* | *11/06/20 05:48* | *12/24/20 15:24* | *1* |

### Method: 9320 - Radium-228 (GFPC)

| Analyte | Result | Qualifier | Count Uncert. (2σ+/-) | Total Uncert. (2σ+/-) | RL | MDC | Unit | Prepared | Analyzed | Dil Fac |
|---|---|---|---|---|---|---|---|---|---|---|
| Radium-228 | -0.0299 | U * | 0.240 | 0.240 | 1.00 | 0.433 | pCi/L | 11/06/20 06:25 | 12/24/20 08:08 | 1 |

| *Carrier* | *%Yield* | *Qualifier* | *Limits* | *Prepared* | *Analyzed* | *Dil Fac* |
|---|---|---|---|---|---|---|
| *Ba Carrier* | *112* | *X* | *40 - 110* | *11/06/20 06:25* | *12/24/20 08:08* | *1* |
| *Y Carrier* | *84.9* | | *40 - 110* | *11/06/20 06:25* | *12/24/20 08:08* | *1* |

### Method: Ra226_Ra228 - Combined Radium-226 and Radium-228

| Analyte | Result | Qualifier | Count Uncert. (2σ+/-) | Total Uncert. (2σ+/-) | RL | MDC | Unit | Prepared | Analyzed | Dil Fac |
|---|---|---|---|---|---|---|---|---|---|---|
| Combined Radium 226 + 228 | 0.0854 | U | 0.367 | 0.367 | 5.00 | 0.499 | pCi/L | | 12/28/20 22:14 | 1 |

## Client Sample ID: BA 19518 MW-20HS DUP

**Date Collected: 10/19/20 11:50**
**Date Received: 10/29/20 12:00**

## Lab Sample ID: 400-195100-6

**Matrix: Water**

### Method: 9315 - Radium-226 (GFPC)

| Analyte | Result | Qualifier | Count Uncert. (2σ+/-) | Total Uncert. (2σ+/-) | RL | MDC | Unit | Prepared | Analyzed | Dil Fac |
|---|---|---|---|---|---|---|---|---|---|---|
| Radium-226 | 0.194 | U * | 0.255 | 0.255 | 1.00 | 0.426 | pCi/L | 11/06/20 05:48 | 12/24/20 15:24 | 1 |

| *Carrier* | *%Yield* | *Qualifier* | *Limits* | *Prepared* | *Analyzed* | *Dil Fac* |
|---|---|---|---|---|---|---|
| *Ba Carrier* | *94.2* | | *40 - 110* | *11/06/20 05:48* | *12/24/20 15:24* | *1* |

### Method: 9320 - Radium-228 (GFPC)

| Analyte | Result | Qualifier | Count Uncert. (2σ+/-) | Total Uncert. (2σ+/-) | RL | MDC | Unit | Prepared | Analyzed | Dil Fac |
|---|---|---|---|---|---|---|---|---|---|---|
| Radium-228 | 0.129 | U * | 0.228 | 0.228 | 1.00 | 0.389 | pCi/L | 11/06/20 06:25 | 12/24/20 08:08 | 1 |

| *Carrier* | *%Yield* | *Qualifier* | *Limits* | *Prepared* | *Analyzed* | *Dil Fac* |
|---|---|---|---|---|---|---|
| *Ba Carrier* | *94.2* | | *40 - 110* | *11/06/20 06:25* | *12/24/20 08:08* | *1* |
| *Y Carrier* | *89.0* | | *40 - 110* | *11/06/20 06:25* | *12/24/20 08:08* | *1* |

### Method: Ra226_Ra228 - Combined Radium-226 and Radium-228

| Analyte | Result | Qualifier | Count Uncert. (2σ+/-) | Total Uncert. (2σ+/-) | RL | MDC | Unit | Prepared | Analyzed | Dil Fac |
|---|---|---|---|---|---|---|---|---|---|---|
| Combined Radium 226 + 228 | 0.323 | U | 0.342 | 0.342 | 5.00 | 0.426 | pCi/L | | 12/28/20 22:14 | 1 |

## Client Sample ID: BA 19519 MW-20H

**Date Collected: 10/19/20 13:13**
**Date Received: 10/29/20 12:00**

## Lab Sample ID: 400-195100-7

**Matrix: Water**

### Method: 9315 - Radium-226 (GFPC)

| Analyte | Result | Qualifier | Count Uncert. (2σ+/-) | Total Uncert. (2σ+/-) | RL | MDC | Unit | Prepared | Analyzed | Dil Fac |
|---|---|---|---|---|---|---|---|---|---|---|
| Radium-226 | 0.0926 | U * | 0.272 | 0.272 | 1.00 | 0.498 | pCi/L | 11/06/20 05:48 | 12/24/20 15:24 | 1 |

| *Carrier* | *%Yield* | *Qualifier* | *Limits* | *Prepared* | *Analyzed* | *Dil Fac* |
|---|---|---|---|---|---|---|
| *Ba Carrier* | *106* | | *40 - 110* | *11/06/20 05:48* | *12/24/20 15:24* | *1* |

### Method: 9320 - Radium-228 (GFPC)

| Analyte | Result | Qualifier | Count Uncert. (2σ+/-) | Total Uncert. (2σ+/-) | RL | MDC | Unit | Prepared | Analyzed | Dil Fac |
|---|---|---|---|---|---|---|---|---|---|---|
| Radium-228 | 0.0616 | U * | 0.180 | 0.180 | 1.00 | 0.315 | pCi/L | 11/06/20 06:25 | 12/24/20 08:09 | 1 |

| *Carrier* | *%Yield* | *Qualifier* | *Limits* | *Prepared* | *Analyzed* | *Dil Fac* |
|---|---|---|---|---|---|---|
| *Ba Carrier* | *106* | | *40 - 110* | *11/06/20 06:25* | *12/24/20 08:09* | *1* |
| *Y Carrier* | *102* | | *40 - 110* | *11/06/20 06:25* | *12/24/20 08:09* | *1* |

### Method: Ra226_Ra228 - Combined Radium-226 and Radium-228

| Analyte | Result | Qualifier | Count Uncert. (2σ+/-) | Total Uncert. (2σ+/-) | RL | MDC | Unit | Prepared | Analyzed | Dil Fac |
|---|---|---|---|---|---|---|---|---|---|---|
| Combined Radium 226 + 228 | 0.154 | U | 0.326 | 0.326 | 5.00 | 0.498 | pCi/L | | 12/28/20 22:14 | 1 |

## Client Sample ID: BA 19520 MW-6V

**Date Collected: 10/19/20 15:15**
**Date Received: 10/29/20 12:00**

## Lab Sample ID: 400-195100-8

**Matrix: Water**

### Method: 9315 - Radium-226 (GFPC)

| Analyte | Result | Qualifier | Count Uncert. (2σ+/-) | Total Uncert. (2σ+/-) | RL | MDC | Unit | Prepared | Analyzed | Dil Fac |
|---|---|---|---|---|---|---|---|---|---|---|
| Radium-226 | 0.173 | U * | 0.321 | 0.321 | 1.00 | 0.562 | pCi/L | 11/06/20 05:48 | 12/24/20 15:25 | 1 |

| *Carrier* | *%Yield* | *Qualifier* | *Limits* | *Prepared* | *Analyzed* | *Dil Fac* |
|---|---|---|---|---|---|---|
| *Ba Carrier* | *90.6* | | *40 - 110* | *11/06/20 05:48* | *12/24/20 15:25* | *1* |

### Method: 9320 - Radium-228 (GFPC)

| Analyte | Result | Qualifier | Count Uncert. (2σ+/-) | Total Uncert. (2σ+/-) | RL | MDC | Unit | Prepared | Analyzed | Dil Fac |
|---|---|---|---|---|---|---|---|---|---|---|
| Radium-228 | -0.0663 | U * | 0.251 | 0.251 | 1.00 | 0.462 | pCi/L | 11/06/20 06:25 | 12/24/20 08:10 | 1 |

| *Carrier* | *%Yield* | *Qualifier* | *Limits* | *Prepared* | *Analyzed* | *Dil Fac* |
|---|---|---|---|---|---|---|
| *Ba Carrier* | *90.6* | | *40 - 110* | *11/06/20 06:25* | *12/24/20 08:10* | *1* |
| *Y Carrier* | *96.1* | | *40 - 110* | *11/06/20 06:25* | *12/24/20 08:10* | *1* |

### Method: Ra226_Ra228 - Combined Radium-226 and Radium-228

| Analyte | Result | Qualifier | Count Uncert. (2σ+/-) | Total Uncert. (2σ+/-) | RL | MDC | Unit | Prepared | Analyzed | Dil Fac |
|---|---|---|---|---|---|---|---|---|---|---|
| Combined Radium 226 + 228 | 0.106 | U | 0.407 | 0.407 | 5.00 | 0.562 | pCi/L | | 12/28/20 22:14 | 1 |

## Client Sample ID: BA 19521 MW-7SR

**Date Collected: 10/20/20 09:55**
**Date Received: 10/29/20 12:00**

## Lab Sample ID: 400-195100-9

**Matrix: Water**

### Method: 9315 - Radium-226 (GFPC)

| Analyte | Result | Qualifier | Count Uncert. (2σ+/-) | Total Uncert. (2σ+/-) | RL | MDC | Unit | Prepared | Analyzed | Dil Fac |
|---|---|---|---|---|---|---|---|---|---|---|
| Radium-226 | 0.328 | U * | 0.338 | 0.339 | 1.00 | 0.541 | pCi/L | 11/06/20 05:48 | 12/24/20 15:24 | 1 |

| *Carrier* | *%Yield* | *Qualifier* | *Limits* | *Prepared* | *Analyzed* | *Dil Fac* |
|---|---|---|---|---|---|---|
| *Ba Carrier* | *99.1* | | *40 - 110* | *11/06/20 05:48* | *12/24/20 15:24* | *1* |

### Method: 9320 - Radium-228 (GFPC)

| Analyte | Result | Qualifier | Count Uncert. (2σ+/-) | Total Uncert. (2σ+/-) | RL | MDC | Unit | Prepared | Analyzed | Dil Fac |
|---|---|---|---|---|---|---|---|---|---|---|
| Radium-228 | 0.0695 | U * | 0.327 | 0.327 | 1.00 | 0.576 | pCi/L | 11/06/20 06:25 | 12/24/20 08:10 | 1 |

| *Carrier* | *%Yield* | *Qualifier* | *Limits* | *Prepared* | *Analyzed* | *Dil Fac* |
|---|---|---|---|---|---|---|
| *Ba Carrier* | *99.1* | | *40 - 110* | *11/06/20 06:25* | *12/24/20 08:10* | *1* |
| *Y Carrier* | *68.4* | | *40 - 110* | *11/06/20 06:25* | *12/24/20 08:10* | *1* |

### Method: Ra226_Ra228 - Combined Radium-226 and Radium-228

| Analyte | Result | Qualifier | Count Uncert. (2σ+/-) | Total Uncert. (2σ+/-) | RL | MDC | Unit | Prepared | Analyzed | Dil Fac |
|---|---|---|---|---|---|---|---|---|---|---|
| Combined Radium 226 + 228 | 0.398 | U | 0.470 | 0.471 | 5.00 | 0.576 | pCi/L | | 12/28/20 22:14 | 1 |

## Client Sample ID: BA 19522 MW-7DR

**Date Collected: 10/20/20 11:20**
**Date Received: 10/29/20 12:00**

## Lab Sample ID: 400-195100-10

**Matrix: Water**

### Method: 9315 - Radium-226 (GFPC)

| Analyte | Result | Qualifier | Count Uncert. (2σ+/-) | Total Uncert. (2σ+/-) | RL | MDC | Unit | Prepared | Analyzed | Dil Fac |
|---|---|---|---|---|---|---|---|---|---|---|
| Radium-226 | -0.108 | U * | 0.181 | 0.182 | 1.00 | 0.417 | pCi/L | 11/06/20 05:48 | 12/24/20 17:15 | 1 |

| *Carrier* | *%Yield* | *Qualifier* | *Limits* | *Prepared* | *Analyzed* | *Dil Fac* |
|---|---|---|---|---|---|---|
| *Ba Carrier* | *105* | | *40 - 110* | *11/06/20 05:48* | *12/24/20 17:15* | *1* |

### Method: 9320 - Radium-228 (GFPC)

| Analyte | Result | Qualifier | Count Uncert. (2σ+/-) | Total Uncert. (2σ+/-) | RL | MDC | Unit | Prepared | Analyzed | Dil Fac |
|---|---|---|---|---|---|---|---|---|---|---|
| Radium-228 | 0.305 | U * | 0.293 | 0.294 | 1.00 | 0.474 | pCi/L | 11/06/20 06:25 | 12/24/20 08:10 | 1 |

| *Carrier* | *%Yield* | *Qualifier* | *Limits* | *Prepared* | *Analyzed* | *Dil Fac* |
|---|---|---|---|---|---|---|
| *Ba Carrier* | *105* | | *40 - 110* | *11/06/20 06:25* | *12/24/20 08:10* | *1* |
| *Y Carrier* | *83.7* | | *40 - 110* | *11/06/20 06:25* | *12/24/20 08:10* | *1* |

### Method: Ra226_Ra228 - Combined Radium-226 and Radium-228

| Analyte | Result | Qualifier | Count Uncert. (2σ+/-) | Total Uncert. (2σ+/-) | RL | MDC | Unit | Prepared | Analyzed | Dil Fac |
|---|---|---|---|---|---|---|---|---|---|---|
| Combined Radium 226 + 228 | 0.197 | U | 0.344 | 0.346 | 5.00 | 0.474 | pCi/L | | 12/28/20 22:14 | 1 |

## Client Sample ID: BA 19523 MW-6

**Date Collected: 10/20/20 12:50**
**Date Received: 10/29/20 12:00**

## Lab Sample ID: 400-195100-11

**Matrix: Water**

### Method: 9315 - Radium-226 (GFPC)

| Analyte | Result | Qualifier | Count Uncert. (2σ+/-) | Total Uncert. (2σ+/-) | RL | MDC | Unit | Prepared | Analyzed | Dil Fac |
|---|---|---|---|---|---|---|---|---|---|---|
| Radium-226 | 0.000 | U * | 0.238 | 0.238 | 1.00 | 0.470 | pCi/L | 11/06/20 05:48 | 12/24/20 17:16 | 1 |

| *Carrier* | *%Yield* | *Qualifier* | *Limits* | *Prepared* | *Analyzed* | *Dil Fac* |
|---|---|---|---|---|---|---|
| *Ba Carrier* | *101* | | *40 - 110* | *11/06/20 05:48* | *12/24/20 17:16* | *1* |

### Method: 9320 - Radium-228 (GFPC)

| Analyte | Result | Qualifier | Count Uncert. (2σ+/-) | Total Uncert. (2σ+/-) | RL | MDC | Unit | Prepared | Analyzed | Dil Fac |
|---|---|---|---|---|---|---|---|---|---|---|
| Radium-228 | 0.321 | U * | 0.259 | 0.261 | 1.00 | 0.409 | pCi/L | 11/06/20 06:25 | 12/24/20 08:11 | 1 |

| *Carrier* | *%Yield* | *Qualifier* | *Limits* | *Prepared* | *Analyzed* | *Dil Fac* |
|---|---|---|---|---|---|---|
| *Ba Carrier* | *101* | | *40 - 110* | *11/06/20 06:25* | *12/24/20 08:11* | *1* |
| *Y Carrier* | *89.0* | | *40 - 110* | *11/06/20 06:25* | *12/24/20 08:11* | *1* |

### Method: Ra226_Ra228 - Combined Radium-226 and Radium-228

| Analyte | Result | Qualifier | Count Uncert. (2σ+/-) | Total Uncert. (2σ+/-) | RL | MDC | Unit | Prepared | Analyzed | Dil Fac |
|---|---|---|---|---|---|---|---|---|---|---|
| Combined Radium 226 + 228 | 0.321 | U | 0.352 | 0.353 | 5.00 | 0.470 | pCi/L | | 12/28/20 22:14 | 1 |

## Client Sample ID: BA 19524 MW-22I

**Date Collected: 10/20/20 15:50**
**Date Received: 10/29/20 12:00**

## Lab Sample ID: 400-195100-12

**Matrix: Water**

### Method: 9315 - Radium-226 (GFPC)

| Analyte | Result | Qualifier | Count Uncert. (2σ+/-) | Total Uncert. (2σ+/-) | RL | MDC | Unit | Prepared | Analyzed | Dil Fac |
|---|---|---|---|---|---|---|---|---|---|---|
| Radium-226 | 0.115 | U | 0.216 | 0.217 | 1.00 | 0.385 | pCi/L | 11/09/20 08:39 | 12/23/20 08:44 | 1 |

| *Carrier* | *%Yield* | *Qualifier* | *Limits* | *Prepared* | *Analyzed* | *Dil Fac* |
|---|---|---|---|---|---|---|
| *Ba Carrier* | *81.2* | | *40 - 110* | *11/09/20 08:39* | *12/23/20 08:44* | *1* |

### Method: 9320 - Radium-228 (GFPC)

| Analyte | Result | Qualifier | Count Uncert. (2σ+/-) | Total Uncert. (2σ+/-) | RL | MDC | Unit | Prepared | Analyzed | Dil Fac |
|---|---|---|---|---|---|---|---|---|---|---|
| **Radium-228** | **0.564** | | 0.363 | 0.367 | 1.00 | 0.557 | pCi/L | 11/09/20 09:04 | 12/22/20 13:34 | 1 |

| *Carrier* | *%Yield* | *Qualifier* | *Limits* | *Prepared* | *Analyzed* | *Dil Fac* |
|---|---|---|---|---|---|---|
| *Ba Carrier* | *81.2* | | *40 - 110* | *11/09/20 09:04* | *12/22/20 13:34* | *1* |
| *Y Carrier* | *90.8* | | *40 - 110* | *11/09/20 09:04* | *12/22/20 13:34* | *1* |

### Method: Ra226_Ra228 - Combined Radium-226 and Radium-228

| Analyte | Result | Qualifier | Count Uncert. (2σ+/-) | Total Uncert. (2σ+/-) | RL | MDC | Unit | Prepared | Analyzed | Dil Fac |
|---|---|---|---|---|---|---|---|---|---|---|
| **Combined Radium 226 + 228** | **0.679** | | 0.422 | 0.426 | 5.00 | 0.557 | pCi/L | | 01/08/21 20:44 | 1 |

## Client Sample ID: BA 19525 PZ-5

**Date Collected: 10/21/20 11:05**
**Date Received: 10/29/20 12:00**

## Lab Sample ID: 400-195100-13

**Matrix: Water**

### Method: 9315 - Radium-226 (GFPC)

| Analyte | Result | Qualifier | Count Uncert. (2σ+/-) | Total Uncert. (2σ+/-) | RL | MDC | Unit | Prepared | Analyzed | Dil Fac |
|---|---|---|---|---|---|---|---|---|---|---|
| Radium-226 | 0.165 | U | 0.283 | 0.284 | 1.00 | 0.491 | pCi/L | 11/09/20 08:39 | 12/23/20 08:45 | 1 |

| *Carrier* | *%Yield* | *Qualifier* | *Limits* | *Prepared* | *Analyzed* | *Dil Fac* |
|---|---|---|---|---|---|---|
| *Ba Carrier* | *88.8* | | *40 - 110* | *11/09/20 08:39* | *12/23/20 08:45* | *1* |

### Method: 9320 - Radium-228 (GFPC)

| Analyte | Result | Qualifier | Count Uncert. (2σ+/-) | Total Uncert. (2σ+/-) | RL | MDC | Unit | Prepared | Analyzed | Dil Fac |
|---|---|---|---|---|---|---|---|---|---|---|
| Radium-228 | -0.116 | U | 0.264 | 0.265 | 1.00 | 0.504 | pCi/L | 11/09/20 09:04 | 12/22/20 13:35 | 1 |

| *Carrier* | *%Yield* | *Qualifier* | *Limits* | *Prepared* | *Analyzed* | *Dil Fac* |
|---|---|---|---|---|---|---|
| *Ba Carrier* | *88.8* | | *40 - 110* | *11/09/20 09:04* | *12/22/20 13:35* | *1* |
| *Y Carrier* | *84.5* | | *40 - 110* | *11/09/20 09:04* | *12/22/20 13:35* | *1* |

### Method: Ra226_Ra228 - Combined Radium-226 and Radium-228

| Analyte | Result | Qualifier | Count Uncert. (2σ+/-) | Total Uncert. (2σ+/-) | RL | MDC | Unit | Prepared | Analyzed | Dil Fac |
|---|---|---|---|---|---|---|---|---|---|---|
| Combined Radium 226 + 228 | 0.0492 | U | 0.387 | 0.388 | 5.00 | 0.504 | pCi/L | | 01/08/21 20:44 | 1 |

## Client Sample ID: BA 19526 MW-5

**Date Collected: 10/21/20 12:25**
**Date Received: 10/29/20 12:00**

## Lab Sample ID: 400-195100-14

**Matrix: Water**

### Method: 9315 - Radium-226 (GFPC)

| Analyte | Result | Qualifier | Count Uncert. (2σ+/-) | Total Uncert. (2σ+/-) | RL | MDC | Unit | Prepared | Analyzed | Dil Fac |
|---|---|---|---|---|---|---|---|---|---|---|
| Radium-226 | 0.0742 | U | 0.199 | 0.199 | 1.00 | 0.367 | pCi/L | 11/09/20 08:39 | 12/23/20 08:45 | 1 |

| *Carrier* | *%Yield* | *Qualifier* | *Limits* | *Prepared* | *Analyzed* | *Dil Fac* |
|---|---|---|---|---|---|---|
| *Ba Carrier* | *88.8* | | *40 - 110* | *11/09/20 08:39* | *12/23/20 08:45* | *1* |

### Method: 9320 - Radium-228 (GFPC)

| Analyte | Result | Qualifier | Count Uncert. (2σ+/-) | Total Uncert. (2σ+/-) | RL | MDC | Unit | Prepared | Analyzed | Dil Fac |
|---|---|---|---|---|---|---|---|---|---|---|
| Radium-228 | -0.194 | U | 0.317 | 0.318 | 1.00 | 0.596 | pCi/L | 11/09/20 09:04 | 12/22/20 13:35 | 1 |

| *Carrier* | *%Yield* | *Qualifier* | *Limits* | *Prepared* | *Analyzed* | *Dil Fac* |
|---|---|---|---|---|---|---|
| *Ba Carrier* | *88.8* | | *40 - 110* | *11/09/20 09:04* | *12/22/20 13:35* | *1* |
| *Y Carrier* | *88.6* | | *40 - 110* | *11/09/20 09:04* | *12/22/20 13:35* | *1* |

### Method: Ra226_Ra228 - Combined Radium-226 and Radium-228

| Analyte | Result | Qualifier | Count Uncert. (2σ+/-) | Total Uncert. (2σ+/-) | RL | MDC | Unit | Prepared | Analyzed | Dil Fac |
|---|---|---|---|---|---|---|---|---|---|---|
| Combined Radium 226 + 228 | -0.120 | U | 0.374 | 0.375 | 5.00 | 0.596 | pCi/L | | 01/08/21 20:44 | 1 |

## Client Sample ID: BA 19527 FB-2

**Date Collected: 10/21/20 12:45**
**Date Received: 10/29/20 12:00**

## Lab Sample ID: 400-195100-15

**Matrix: Water**

### Method: 9315 - Radium-226 (GFPC)

| Analyte | Result | Qualifier | Count Uncert. (2σ+/-) | Total Uncert. (2σ+/-) | RL | MDC | Unit | Prepared | Analyzed | Dil Fac |
|---|---|---|---|---|---|---|---|---|---|---|
| Radium-226 | 0.0111 | U | 0.260 | 0.260 | 1.00 | 0.507 | pCi/L | 11/09/20 08:39 | 12/23/20 08:45 | 1 |

| *Carrier* | *%Yield* | *Qualifier* | *Limits* | *Prepared* | *Analyzed* | *Dil Fac* |
|---|---|---|---|---|---|---|
| *Ba Carrier* | *81.2* | | *40 - 110* | *11/09/20 08:39* | *12/23/20 08:45* | *1* |

### Method: 9320 - Radium-228 (GFPC)

| Analyte | Result | Qualifier | Count Uncert. (2σ+/-) | Total Uncert. (2σ+/-) | RL | MDC | Unit | Prepared | Analyzed | Dil Fac |
|---|---|---|---|---|---|---|---|---|---|---|
| Radium-228 | -0.408 | U | 0.366 | 0.368 | 1.00 | 0.714 | pCi/L | 11/09/20 09:04 | 12/22/20 13:36 | 1 |

| *Carrier* | *%Yield* | *Qualifier* | *Limits* | *Prepared* | *Analyzed* | *Dil Fac* |
|---|---|---|---|---|---|---|
| *Ba Carrier* | *81.2* | | *40 - 110* | *11/09/20 09:04* | *12/22/20 13:36* | *1* |
| *Y Carrier* | *86.0* | | *40 - 110* | *11/09/20 09:04* | *12/22/20 13:36* | *1* |

### Method: Ra226_Ra228 - Combined Radium-226 and Radium-228

| Analyte | Result | Qualifier | Count Uncert. (2σ+/-) | Total Uncert. (2σ+/-) | RL | MDC | Unit | Prepared | Analyzed | Dil Fac |
|---|---|---|---|---|---|---|---|---|---|---|
| Combined Radium 226 + 228 | -0.397 | U | 0.449 | 0.451 | 5.00 | 0.714 | pCi/L | | 01/08/21 20:44 | 1 |

## Client Sample ID: BA 19092 MW-35H

**Date Collected: 10/13/20 08:50**
**Date Received: 10/29/20 12:00**

## Lab Sample ID: 400-195100-16

**Matrix: Water**

### Method: 9315 - Radium-226 (GFPC)

| Analyte | Result | Qualifier | Count Uncert. (2σ+/-) | Total Uncert. (2σ+/-) | RL | MDC | Unit | Prepared | Analyzed | Dil Fac |
|---|---|---|---|---|---|---|---|---|---|---|
| Radium-226 | -0.0618 | U | 0.241 | 0.241 | 1.00 | 0.499 | pCi/L | 11/09/20 08:39 | 12/23/20 08:45 | 1 |

| *Carrier* | *%Yield* | *Qualifier* | *Limits* | *Prepared* | *Analyzed* | *Dil Fac* |
|---|---|---|---|---|---|---|
| *Ba Carrier* | *82.4* | | *40 - 110* | *11/09/20 08:39* | *12/23/20 08:45* | *1* |

### Method: 9320 - Radium-228 (GFPC)

| Analyte | Result | Qualifier | Count Uncert. (2σ+/-) | Total Uncert. (2σ+/-) | RL | MDC | Unit | Prepared | Analyzed | Dil Fac |
|---|---|---|---|---|---|---|---|---|---|---|
| Radium-228 | 0.0947 | U | 0.357 | 0.357 | 1.00 | 0.624 | pCi/L | 11/09/20 09:04 | 12/22/20 13:36 | 1 |

| *Carrier* | *%Yield* | *Qualifier* | *Limits* | *Prepared* | *Analyzed* | *Dil Fac* |
|---|---|---|---|---|---|---|
| *Ba Carrier* | *82.4* | | *40 - 110* | *11/09/20 09:04* | *12/22/20 13:36* | *1* |
| *Y Carrier* | *86.4* | | *40 - 110* | *11/09/20 09:04* | *12/22/20 13:36* | *1* |

### Method: Ra226_Ra228 - Combined Radium-226 and Radium-228

| Analyte | Result | Qualifier | Count Uncert. (2σ+/-) | Total Uncert. (2σ+/-) | RL | MDC | Unit | Prepared | Analyzed | Dil Fac |
|---|---|---|---|---|---|---|---|---|---|---|
| Combined Radium 226 + 228 | 0.0328 | U | 0.431 | 0.431 | 5.00 | 0.624 | pCi/L | | 01/08/21 20:44 | 1 |

## Client Sample ID: BA 19093 MW-35H DUP

**Date Collected: 10/13/20 08:50**
**Date Received: 10/29/20 12:00**

## Lab Sample ID: 400-195100-17

**Matrix: Water**

### Method: 9315 - Radium-226 (GFPC)

| Analyte | Result | Qualifier | Count Uncert. (2σ+/-) | Total Uncert. (2σ+/-) | RL | MDC | Unit | Prepared | Analyzed | Dil Fac |
|---|---|---|---|---|---|---|---|---|---|---|
| Radium-226 | -0.00913 | U | 0.192 | 0.192 | 1.00 | 0.387 | pCi/L | 11/09/20 08:39 | 12/23/20 10:28 | 1 |

| *Carrier* | *%Yield* | *Qualifier* | *Limits* | *Prepared* | *Analyzed* | *Dil Fac* |
|---|---|---|---|---|---|---|
| *Ba Carrier* | *91.2* | | *40 - 110* | *11/09/20 08:39* | *12/23/20 10:28* | *1* |

### Method: 9320 - Radium-228 (GFPC)

| Analyte | Result | Qualifier | Count Uncert. (2σ+/-) | Total Uncert. (2σ+/-) | RL | MDC | Unit | Prepared | Analyzed | Dil Fac |
|---|---|---|---|---|---|---|---|---|---|---|
| Radium-228 | 0.0464 | U | 0.300 | 0.300 | 1.00 | 0.533 | pCi/L | 11/09/20 09:04 | 12/22/20 13:37 | 1 |

| *Carrier* | *%Yield* | *Qualifier* | *Limits* | *Prepared* | *Analyzed* | *Dil Fac* |
|---|---|---|---|---|---|---|
| *Ba Carrier* | *91.2* | | *40 - 110* | *11/09/20 09:04* | *12/22/20 13:37* | *1* |
| *Y Carrier* | *85.6* | | *40 - 110* | *11/09/20 09:04* | *12/22/20 13:37* | *1* |

### Method: Ra226_Ra228 - Combined Radium-226 and Radium-228

| Analyte | Result | Qualifier | Count Uncert. (2σ+/-) | Total Uncert. (2σ+/-) | RL | MDC | Unit | Prepared | Analyzed | Dil Fac |
|---|---|---|---|---|---|---|---|---|---|---|
| Combined Radium 226 + 228 | 0.0373 | U | 0.356 | 0.356 | 5.00 | 0.533 | pCi/L | | 01/08/21 20:44 | 1 |

## Client Sample ID: BA 19094 MW-17H

**Date Collected: 10/13/20 10:01**
**Date Received: 10/29/20 12:00**

## Lab Sample ID: 400-195100-18

**Matrix: Water**

### Method: 9315 - Radium-226 (GFPC)

| Analyte | Result | Qualifier | Count Uncert. (2σ+/-) | Total Uncert. (2σ+/-) | RL | MDC | Unit | Prepared | Analyzed | Dil Fac |
|---|---|---|---|---|---|---|---|---|---|---|
| Radium-226 | 0.313 | U | 0.253 | 0.255 | 1.00 | 0.378 | pCi/L | 11/09/20 08:39 | 12/23/20 10:28 | 1 |

| *Carrier* | *%Yield* | *Qualifier* | *Limits* | *Prepared* | *Analyzed* | *Dil Fac* |
|---|---|---|---|---|---|---|
| *Ba Carrier* | *90.9* | | *40 - 110* | *11/09/20 08:39* | *12/23/20 10:28* | *1* |

### Method: 9320 - Radium-228 (GFPC)

| Analyte | Result | Qualifier | Count Uncert. (2σ+/-) | Total Uncert. (2σ+/-) | RL | MDC | Unit | Prepared | Analyzed | Dil Fac |
|---|---|---|---|---|---|---|---|---|---|---|
| Radium-228 | -0.0151 | U | 0.300 | 0.300 | 1.00 | 0.540 | pCi/L | 11/09/20 09:04 | 12/22/20 13:49 | 1 |

| *Carrier* | *%Yield* | *Qualifier* | *Limits* | *Prepared* | *Analyzed* | *Dil Fac* |
|---|---|---|---|---|---|---|
| *Ba Carrier* | *90.9* | | *40 - 110* | *11/09/20 09:04* | *12/22/20 13:49* | *1* |
| *Y Carrier* | *87.9* | | *40 - 110* | *11/09/20 09:04* | *12/22/20 13:49* | *1* |

### Method: Ra226_Ra228 - Combined Radium-226 and Radium-228

| Analyte | Result | Qualifier | Count Uncert. (2σ+/-) | Total Uncert. (2σ+/-) | RL | MDC | Unit | Prepared | Analyzed | Dil Fac |
|---|---|---|---|---|---|---|---|---|---|---|
| Combined Radium 226 + 228 | 0.298 | U | 0.392 | 0.394 | 5.00 | 0.540 | pCi/L | | 01/08/21 20:44 | 1 |

## Client Sample ID: BA 19095 MW-18H

**Date Collected: 10/13/20 11:30**
**Date Received: 10/29/20 12:00**

## Lab Sample ID: 400-195100-19

**Matrix: Water**

### Method: 9315 - Radium-226 (GFPC)

| Analyte | Result | Qualifier | Count Uncert. (2σ+/-) | Total Uncert. (2σ+/-) | RL | MDC | Unit | Prepared | Analyzed | Dil Fac |
|---|---|---|---|---|---|---|---|---|---|---|
| Radium-226 | 0.175 | U | 0.213 | 0.213 | 1.00 | 0.349 | pCi/L | 11/09/20 08:39 | 12/23/20 10:28 | 1 |

| *Carrier* | *%Yield* | *Qualifier* | *Limits* | *Prepared* | *Analyzed* | *Dil Fac* |
|---|---|---|---|---|---|---|
| *Ba Carrier* | *88.8* | | *40 - 110* | *11/09/20 08:39* | *12/23/20 10:28* | *1* |

### Method: 9320 - Radium-228 (GFPC)

| Analyte | Result | Qualifier | Count Uncert. (2σ+/-) | Total Uncert. (2σ+/-) | RL | MDC | Unit | Prepared | Analyzed | Dil Fac |
|---|---|---|---|---|---|---|---|---|---|---|
| Radium-228 | -0.0932 | U | 0.223 | 0.224 | 1.00 | 0.431 | pCi/L | 11/09/20 09:04 | 12/22/20 13:49 | 1 |

| *Carrier* | *%Yield* | *Qualifier* | *Limits* | *Prepared* | *Analyzed* | *Dil Fac* |
|---|---|---|---|---|---|---|
| *Ba Carrier* | *88.8* | | *40 - 110* | *11/09/20 09:04* | *12/22/20 13:49* | *1* |
| *Y Carrier* | *95.3* | | *40 - 110* | *11/09/20 09:04* | *12/22/20 13:49* | *1* |

### Method: Ra226_Ra228 - Combined Radium-226 and Radium-228

| Analyte | Result | Qualifier | Count Uncert. (2σ+/-) | Total Uncert. (2σ+/-) | RL | MDC | Unit | Prepared | Analyzed | Dil Fac |
|---|---|---|---|---|---|---|---|---|---|---|
| Combined Radium 226 + 228 | 0.0821 | U | 0.308 | 0.309 | 5.00 | 0.431 | pCi/L | | 01/08/21 20:44 | 1 |

## Client Sample ID: BA 19096 FB-1

**Date Collected: 10/13/20 13:55**
**Date Received: 10/29/20 12:00**

## Lab Sample ID: 400-195100-20

**Matrix: Water**

### Method: 9315 - Radium-226 (GFPC)

| Analyte | Result | Qualifier | Count Uncert. (2σ+/-) | Total Uncert. (2σ+/-) | RL | MDC | Unit | Prepared | Analyzed | Dil Fac |
|---|---|---|---|---|---|---|---|---|---|---|
| Radium-226 | -0.0450 | U | 0.265 | 0.265 | 1.00 | 0.535 | pCi/L | 11/09/20 08:39 | 12/23/20 10:28 | 1 |

| *Carrier* | *%Yield* | *Qualifier* | *Limits* | *Prepared* | *Analyzed* | *Dil Fac* |
|---|---|---|---|---|---|---|
| *Ba Carrier* | *78.2* | | *40 - 110* | *11/09/20 08:39* | *12/23/20 10:28* | *1* |

### Method: 9320 - Radium-228 (GFPC)

| Analyte | Result | Qualifier | Count Uncert. (2σ+/-) | Total Uncert. (2σ+/-) | RL | MDC | Unit | Prepared | Analyzed | Dil Fac |
|---|---|---|---|---|---|---|---|---|---|---|
| Radium-228 | -0.00676 | U | 0.292 | 0.292 | 1.00 | 0.532 | pCi/L | 11/09/20 09:04 | 12/22/20 13:49 | 1 |

| *Carrier* | *%Yield* | *Qualifier* | *Limits* | *Prepared* | *Analyzed* | *Dil Fac* |
|---|---|---|---|---|---|---|
| *Ba Carrier* | *78.2* | | *40 - 110* | *11/09/20 09:04* | *12/22/20 13:49* | *1* |
| *Y Carrier* | *92.7* | | *40 - 110* | *11/09/20 09:04* | *12/22/20 13:49* | *1* |

### Method: Ra226_Ra228 - Combined Radium-226 and Radium-228

| Analyte | Result | Qualifier | Count Uncert. (2σ+/-) | Total Uncert. (2σ+/-) | RL | MDC | Unit | Prepared | Analyzed | Dil Fac |
|---|---|---|---|---|---|---|---|---|---|---|
| Combined Radium 226 + 228 | -0.0517 | U | 0.394 | 0.394 | 5.00 | 0.535 | pCi/L | | 01/08/21 20:44 | 1 |

Client: Alabama Power General Test Laboratory
Project/Site: CCR Plant Miller

Job ID: 400-195100-1
SDG: Miller Ash Pond 1304

## Client Sample ID: BA 19097 MW-21

**Date Collected: 10/13/20 14:07**
**Date Received: 10/29/20 12:00**

## Lab Sample ID: 400-195100-21

**Matrix: Water**

### Method: 9315 - Radium-226 (GFPC)

| Analyte | Result | Qualifier | Count Uncert. (2σ+/-) | Total Uncert. (2σ+/-) | RL | MDC | Unit | Prepared | Analyzed | Dil Fac |
|---|---|---|---|---|---|---|---|---|---|---|
| **Radium-226** | **0.482** | | 0.284 | 0.287 | 1.00 | 0.378 | pCi/L | 11/09/20 08:39 | 12/23/20 10:28 | 1 |

| *Carrier* | *%Yield* | *Qualifier* | *Limits* | *Prepared* | *Analyzed* | *Dil Fac* |
|---|---|---|---|---|---|---|
| *Ba Carrier* | *83.3* | | *40 - 110* | *11/09/20 08:39* | *12/23/20 10:28* | *1* |

### Method: 9320 - Radium-228 (GFPC)

| Analyte | Result | Qualifier | Count Uncert. (2σ+/-) | Total Uncert. (2σ+/-) | RL | MDC | Unit | Prepared | Analyzed | Dil Fac |
|---|---|---|---|---|---|---|---|---|---|---|
| Radium-228 | 0.201 | U | 0.362 | 0.362 | 1.00 | 0.612 | pCi/L | 11/09/20 09:04 | 12/22/20 13:49 | 1 |

| *Carrier* | *%Yield* | *Qualifier* | *Limits* | *Prepared* | *Analyzed* | *Dil Fac* |
|---|---|---|---|---|---|---|
| *Ba Carrier* | *83.3* | | *40 - 110* | *11/09/20 09:04* | *12/22/20 13:49* | *1* |
| *Y Carrier* | *96.8* | | *40 - 110* | *11/09/20 09:04* | *12/22/20 13:49* | *1* |

### Method: Ra226_Ra228 - Combined Radium-226 and Radium-228

| Analyte | Result | Qualifier | Count Uncert. (2σ+/-) | Total Uncert. (2σ+/-) | RL | MDC | Unit | Prepared | Analyzed | Dil Fac |
|---|---|---|---|---|---|---|---|---|---|---|
| **Combined Radium 226 + 228** | **0.683** | | 0.460 | 0.462 | 5.00 | 0.612 | pCi/L | | 01/08/21 20:44 | 1 |

## Client Sample ID: BA 19098 MW-22S

**Date Collected: 10/14/20 09:05**
**Date Received: 10/29/20 12:00**

## Lab Sample ID: 400-195100-22

**Matrix: Water**

### Method: 9315 - Radium-226 (GFPC)

| Analyte | Result | Qualifier | Count Uncert. (2σ+/-) | Total Uncert. (2σ+/-) | RL | MDC | Unit | Prepared | Analyzed | Dil Fac |
|---|---|---|---|---|---|---|---|---|---|---|
| Radium-226 | 0.212 | U | 0.276 | 0.277 | 1.00 | 0.461 | pCi/L | 11/09/20 08:39 | 12/23/20 10:29 | 1 |

| *Carrier* | *%Yield* | *Qualifier* | *Limits* | *Prepared* | *Analyzed* | *Dil Fac* |
|---|---|---|---|---|---|---|
| *Ba Carrier* | *88.5* | | *40 - 110* | *11/09/20 08:39* | *12/23/20 10:29* | *1* |

### Method: 9320 - Radium-228 (GFPC)

| Analyte | Result | Qualifier | Count Uncert. (2σ+/-) | Total Uncert. (2σ+/-) | RL | MDC | Unit | Prepared | Analyzed | Dil Fac |
|---|---|---|---|---|---|---|---|---|---|---|
| Radium-228 | 0.272 | U | 0.291 | 0.292 | 1.00 | 0.475 | pCi/L | 11/09/20 09:04 | 12/22/20 13:49 | 1 |

| *Carrier* | *%Yield* | *Qualifier* | *Limits* | *Prepared* | *Analyzed* | *Dil Fac* |
|---|---|---|---|---|---|---|
| *Ba Carrier* | *88.5* | | *40 - 110* | *11/09/20 09:04* | *12/22/20 13:49* | *1* |
| *Y Carrier* | *92.3* | | *40 - 110* | *11/09/20 09:04* | *12/22/20 13:49* | *1* |

### Method: Ra226_Ra228 - Combined Radium-226 and Radium-228

| Analyte | Result | Qualifier | Count Uncert. (2σ+/-) | Total Uncert. (2σ+/-) | RL | MDC | Unit | Prepared | Analyzed | Dil Fac |
|---|---|---|---|---|---|---|---|---|---|---|
| **Combined Radium 226 + 228** | **0.484** | | 0.401 | 0.402 | 5.00 | 0.475 | pCi/L | | 01/08/21 20:44 | 1 |

## Client Sample ID: BA 19099 MW-23A

**Date Collected: 10/14/20 11:54**
**Date Received: 10/29/20 12:00**

## Lab Sample ID: 400-195100-23

**Matrix: Water**

### Method: 9315 - Radium-226 (GFPC)

| Analyte | Result | Qualifier | Count Uncert. (2σ+/-) | Total Uncert. (2σ+/-) | RL | MDC | Unit | Prepared | Analyzed | Dil Fac |
|---|---|---|---|---|---|---|---|---|---|---|
| Radium-226 | 3.22 | | 0.532 | 0.605 | 1.00 | 0.302 | pCi/L | 11/09/20 08:39 | 12/23/20 12:10 | 1 |

| *Carrier* | *%Yield* | *Qualifier* | *Limits* | *Prepared* | *Analyzed* | *Dil Fac* |
|---|---|---|---|---|---|---|
| *Ba Carrier* | *101* | | *40 - 110* | *11/09/20 08:39* | *12/23/20 12:10* | *1* |

### Method: 9320 - Radium-228 (GFPC)

| Analyte | Result | Qualifier | Count Uncert. (2σ+/-) | Total Uncert. (2σ+/-) | RL | MDC | Unit | Prepared | Analyzed | Dil Fac |
|---|---|---|---|---|---|---|---|---|---|---|
| Radium-228 | 1.23 | | 0.353 | 0.371 | 1.00 | 0.447 | pCi/L | 11/09/20 09:04 | 12/22/20 13:50 | 1 |

| *Carrier* | *%Yield* | *Qualifier* | *Limits* | *Prepared* | *Analyzed* | *Dil Fac* |
|---|---|---|---|---|---|---|
| *Ba Carrier* | *101* | | *40 - 110* | *11/09/20 09:04* | *12/22/20 13:50* | *1* |
| *Y Carrier* | *94.2* | | *40 - 110* | *11/09/20 09:04* | *12/22/20 13:50* | *1* |

### Method: Ra226_Ra228 - Combined Radium-226 and Radium-228

| Analyte | Result | Qualifier | Count Uncert. (2σ+/-) | Total Uncert. (2σ+/-) | RL | MDC | Unit | Prepared | Analyzed | Dil Fac |
|---|---|---|---|---|---|---|---|---|---|---|
| Combined Radium 226 + 228 | 4.46 | | 0.638 | 0.710 | 5.00 | 0.447 | pCi/L | | 01/08/21 20:44 | 1 |

## Client Sample ID: BA 19100 MW-23

**Date Collected: 10/14/20 14:16**
**Date Received: 10/29/20 12:00**

## Lab Sample ID: 400-195100-24

**Matrix: Water**

### Method: 9315 - Radium-226 (GFPC)

| Analyte | Result | Qualifier | Count Uncert. (2σ+/-) | Total Uncert. (2σ+/-) | RL | MDC | Unit | Prepared | Analyzed | Dil Fac |
|---|---|---|---|---|---|---|---|---|---|---|
| Radium-226 | 3.18 | | 0.486 | 0.564 | 1.00 | 0.283 | pCi/L | 11/09/20 08:39 | 12/23/20 12:10 | 1 |

| *Carrier* | *%Yield* | *Qualifier* | *Limits* | *Prepared* | *Analyzed* | *Dil Fac* |
|---|---|---|---|---|---|---|
| *Ba Carrier* | *98.7* | | *40 - 110* | *11/09/20 08:39* | *12/23/20 12:10* | *1* |

### Method: 9320 - Radium-228 (GFPC)

| Analyte | Result | Qualifier | Count Uncert. (2σ+/-) | Total Uncert. (2σ+/-) | RL | MDC | Unit | Prepared | Analyzed | Dil Fac |
|---|---|---|---|---|---|---|---|---|---|---|
| Radium-228 | 1.60 | | 0.340 | 0.371 | 1.00 | 0.392 | pCi/L | 11/09/20 09:04 | 12/22/20 13:50 | 1 |

| *Carrier* | *%Yield* | *Qualifier* | *Limits* | *Prepared* | *Analyzed* | *Dil Fac* |
|---|---|---|---|---|---|---|
| *Ba Carrier* | *98.7* | | *40 - 110* | *11/09/20 09:04* | *12/22/20 13:50* | *1* |
| *Y Carrier* | *90.8* | | *40 - 110* | *11/09/20 09:04* | *12/22/20 13:50* | *1* |

### Method: Ra226_Ra228 - Combined Radium-226 and Radium-228

| Analyte | Result | Qualifier | Count Uncert. (2σ+/-) | Total Uncert. (2σ+/-) | RL | MDC | Unit | Prepared | Analyzed | Dil Fac |
|---|---|---|---|---|---|---|---|---|---|---|
| Combined Radium 226 + 228 | 4.78 | | 0.593 | 0.675 | 5.00 | 0.392 | pCi/L | | 01/08/21 20:44 | 1 |

## Client Sample ID: BA 19101 MW-9DR

**Date Collected: 10/15/20 09:04**
**Date Received: 10/29/20 12:00**

## Lab Sample ID: 400-195100-25

**Matrix: Water**

### Method: 9315 - Radium-226 (GFPC)

| Analyte | Result | Qualifier | Count Uncert. (2σ+/-) | Total Uncert. (2σ+/-) | RL | MDC | Unit | Prepared | Analyzed | Dil Fac |
|---|---|---|---|---|---|---|---|---|---|---|
| Radium-226 | 0.172 | U | 0.200 | 0.201 | 1.00 | 0.326 | pCi/L | 11/09/20 08:39 | 12/23/20 12:10 | 1 |

| *Carrier* | *%Yield* | *Qualifier* | *Limits* | *Prepared* | *Analyzed* | *Dil Fac* |
|---|---|---|---|---|---|---|
| *Ba Carrier* | *91.5* | | *40 - 110* | *11/09/20 08:39* | *12/23/20 12:10* | *1* |

### Method: 9320 - Radium-228 (GFPC)

| Analyte | Result | Qualifier | Count Uncert. (2σ+/-) | Total Uncert. (2σ+/-) | RL | MDC | Unit | Prepared | Analyzed | Dil Fac |
|---|---|---|---|---|---|---|---|---|---|---|
| **Radium-228** | **0.725** | | 0.404 | 0.410 | 1.00 | 0.616 | pCi/L | 11/09/20 09:04 | 12/22/20 13:50 | 1 |

| *Carrier* | *%Yield* | *Qualifier* | *Limits* | *Prepared* | *Analyzed* | *Dil Fac* |
|---|---|---|---|---|---|---|
| *Ba Carrier* | *91.5* | | *40 - 110* | *11/09/20 09:04* | *12/22/20 13:50* | *1* |
| *Y Carrier* | *92.0* | | *40 - 110* | *11/09/20 09:04* | *12/22/20 13:50* | *1* |

### Method: Ra226_Ra228 - Combined Radium-226 and Radium-228

| Analyte | Result | Qualifier | Count Uncert. (2σ+/-) | Total Uncert. (2σ+/-) | RL | MDC | Unit | Prepared | Analyzed | Dil Fac |
|---|---|---|---|---|---|---|---|---|---|---|
| **Combined Radium 226 + 228** | **0.897** | | 0.451 | 0.457 | 5.00 | 0.616 | pCi/L | | 01/08/21 20:44 | 1 |

## Client Sample ID: BA 19102 MW-9SR

**Date Collected: 10/15/20 10:14**
**Date Received: 10/29/20 12:00**

## Lab Sample ID: 400-195100-26

**Matrix: Water**

### Method: 9315 - Radium-226 (GFPC)

| Analyte | Result | Qualifier | Count Uncert. (2σ+/-) | Total Uncert. (2σ+/-) | RL | MDC | Unit | Prepared | Analyzed | Dil Fac |
|---|---|---|---|---|---|---|---|---|---|---|
| Radium-226 | 0.151 | U | 0.201 | 0.202 | 1.00 | 0.337 | pCi/L | 11/09/20 08:39 | 12/23/20 12:10 | 1 |

| *Carrier* | *%Yield* | *Qualifier* | *Limits* | *Prepared* | *Analyzed* | *Dil Fac* |
|---|---|---|---|---|---|---|
| *Ba Carrier* | *83.9* | | *40 - 110* | *11/09/20 08:39* | *12/23/20 12:10* | *1* |

### Method: 9320 - Radium-228 (GFPC)

| Analyte | Result | Qualifier | Count Uncert. (2σ+/-) | Total Uncert. (2σ+/-) | RL | MDC | Unit | Prepared | Analyzed | Dil Fac |
|---|---|---|---|---|---|---|---|---|---|---|
| Radium-228 | 0.0709 | U | 0.353 | 0.353 | 1.00 | 0.619 | pCi/L | 11/09/20 09:04 | 12/22/20 13:50 | 1 |

| *Carrier* | *%Yield* | *Qualifier* | *Limits* | *Prepared* | *Analyzed* | *Dil Fac* |
|---|---|---|---|---|---|---|
| *Ba Carrier* | *83.9* | | *40 - 110* | *11/09/20 09:04* | *12/22/20 13:50* | *1* |
| *Y Carrier* | *90.1* | | *40 - 110* | *11/09/20 09:04* | *12/22/20 13:50* | *1* |

### Method: Ra226_Ra228 - Combined Radium-226 and Radium-228

| Analyte | Result | Qualifier | Count Uncert. (2σ+/-) | Total Uncert. (2σ+/-) | RL | MDC | Unit | Prepared | Analyzed | Dil Fac |
|---|---|---|---|---|---|---|---|---|---|---|
| Combined Radium 226 + 228 | 0.222 | U | 0.406 | 0.407 | 5.00 | 0.619 | pCi/L | | 01/08/21 20:44 | 1 |

## Client Sample ID: BA 19756 MW-22D

**Date Collected: 10/26/20 13:30**
**Date Received: 10/29/20 12:00**

## Lab Sample ID: 400-195100-27

**Matrix: Water**

### Method: 9315 - Radium-226 (GFPC)

| Analyte | Result | Qualifier | Count Uncert. (2σ+/-) | Total Uncert. (2σ+/-) | RL | MDC | Unit | Prepared | Analyzed | Dil Fac |
|---|---|---|---|---|---|---|---|---|---|---|
| Radium-226 | 1.42 | | 0.400 | 0.420 | 1.00 | 0.385 | pCi/L | 11/09/20 08:39 | 12/23/20 12:10 | 1 |

| *Carrier* | *%Yield* | *Qualifier* | *Limits* | *Prepared* | *Analyzed* | *Dil Fac* |
|---|---|---|---|---|---|---|
| *Ba Carrier* | *92.7* | | *40 - 110* | *11/09/20 08:39* | *12/23/20 12:10* | *1* |

### Method: 9320 - Radium-228 (GFPC)

| Analyte | Result | Qualifier | Count Uncert. (2σ+/-) | Total Uncert. (2σ+/-) | RL | MDC | Unit | Prepared | Analyzed | Dil Fac |
|---|---|---|---|---|---|---|---|---|---|---|
| Radium-228 | 0.873 | | 0.418 | 0.426 | 1.00 | 0.621 | pCi/L | 11/09/20 09:04 | 12/22/20 13:50 | 1 |

| *Carrier* | *%Yield* | *Qualifier* | *Limits* | *Prepared* | *Analyzed* | *Dil Fac* |
|---|---|---|---|---|---|---|
| *Ba Carrier* | *92.7* | | *40 - 110* | *11/09/20 09:04* | *12/22/20 13:50* | *1* |
| *Y Carrier* | *88.6* | | *40 - 110* | *11/09/20 09:04* | *12/22/20 13:50* | *1* |

### Method: Ra226_Ra228 - Combined Radium-226 and Radium-228

| Analyte | Result | Qualifier | Count Uncert. (2σ+/-) | Total Uncert. (2σ+/-) | RL | MDC | Unit | Prepared | Analyzed | Dil Fac |
|---|---|---|---|---|---|---|---|---|---|---|
| Combined Radium 226 + 228 | 2.30 | | 0.579 | 0.598 | 5.00 | 0.621 | pCi/L | | 01/08/21 20:44 | 1 |

## Client Sample ID: BA 19757 MW-31H

**Date Collected: 10/27/20 11:10**
**Date Received: 10/29/20 12:00**

## Lab Sample ID: 400-195100-28

**Matrix: Water**

### Method: 9315 - Radium-226 (GFPC)

| Analyte | Result | Qualifier | Count Uncert. (2σ+/-) | Total Uncert. (2σ+/-) | RL | MDC | Unit | Prepared | Analyzed | Dil Fac |
|---|---|---|---|---|---|---|---|---|---|---|
| Radium-226 | 0.116 | U | 0.188 | 0.188 | 1.00 | 0.329 | pCi/L | 11/09/20 08:39 | 12/23/20 12:11 | 1 |

| *Carrier* | *%Yield* | *Qualifier* | *Limits* | *Prepared* | *Analyzed* | *Dil Fac* |
|---|---|---|---|---|---|---|
| *Ba Carrier* | *91.2* | | *40 - 110* | *11/09/20 08:39* | *12/23/20 12:11* | *1* |

### Method: 9320 - Radium-228 (GFPC)

| Analyte | Result | Qualifier | Count Uncert. (2σ+/-) | Total Uncert. (2σ+/-) | RL | MDC | Unit | Prepared | Analyzed | Dil Fac |
|---|---|---|---|---|---|---|---|---|---|---|
| Radium-228 | -0.129 | U | 0.270 | 0.270 | 1.00 | 0.509 | pCi/L | 11/09/20 09:04 | 12/22/20 13:51 | 1 |

| *Carrier* | *%Yield* | *Qualifier* | *Limits* | *Prepared* | *Analyzed* | *Dil Fac* |
|---|---|---|---|---|---|---|
| *Ba Carrier* | *91.2* | | *40 - 110* | *11/09/20 09:04* | *12/22/20 13:51* | *1* |
| *Y Carrier* | *94.2* | | *40 - 110* | *11/09/20 09:04* | *12/22/20 13:51* | *1* |

### Method: Ra226_Ra228 - Combined Radium-226 and Radium-228

| Analyte | Result | Qualifier | Count Uncert. (2σ+/-) | Total Uncert. (2σ+/-) | RL | MDC | Unit | Prepared | Analyzed | Dil Fac |
|---|---|---|---|---|---|---|---|---|---|---|
| Combined Radium 226 + 228 | -0.0134 | U | 0.329 | 0.329 | 5.00 | 0.509 | pCi/L | | 01/08/21 20:44 | 1 |

## Client Sample ID: BA 19754 MW-27HR

**Date Collected: 10/26/20 13:33**
**Date Received: 10/29/20 12:00**

## Lab Sample ID: 400-195100-29

**Matrix: Water**

### Method: 9315 - Radium-226 (GFPC)

| Analyte | Result | Qualifier | Count Uncert. (2σ+/-) | Total Uncert. (2σ+/-) | RL | MDC | Unit | Prepared | Analyzed | Dil Fac |
|---|---|---|---|---|---|---|---|---|---|---|
| Radium-226 | -0.0346 | U | 0.173 | 0.173 | 1.00 | 0.374 | pCi/L | 11/09/20 08:39 | 12/23/20 12:11 | 1 |

| *Carrier* | *%Yield* | *Qualifier* | *Limits* | *Prepared* | *Analyzed* | *Dil Fac* |
|---|---|---|---|---|---|---|
| *Ba Carrier* | *78.5* | | *40 - 110* | *11/09/20 08:39* | *12/23/20 12:11* | *1* |

### Method: 9320 - Radium-228 (GFPC)

| Analyte | Result | Qualifier | Count Uncert. (2σ+/-) | Total Uncert. (2σ+/-) | RL | MDC | Unit | Prepared | Analyzed | Dil Fac |
|---|---|---|---|---|---|---|---|---|---|---|
| Radium-228 | 0.134 | U | 0.377 | 0.377 | 1.00 | 0.651 | pCi/L | 11/09/20 09:04 | 12/22/20 13:51 | 1 |

| *Carrier* | *%Yield* | *Qualifier* | *Limits* | *Prepared* | *Analyzed* | *Dil Fac* |
|---|---|---|---|---|---|---|
| *Ba Carrier* | *78.5* | | *40 - 110* | *11/09/20 09:04* | *12/22/20 13:51* | *1* |
| *Y Carrier* | *92.0* | | *40 - 110* | *11/09/20 09:04* | *12/22/20 13:51* | *1* |

### Method: Ra226_Ra228 - Combined Radium-226 and Radium-228

| Analyte | Result | Qualifier | Count Uncert. (2σ+/-) | Total Uncert. (2σ+/-) | RL | MDC | Unit | Prepared | Analyzed | Dil Fac |
|---|---|---|---|---|---|---|---|---|---|---|
| Combined Radium 226 + 228 | 0.0991 | U | 0.415 | 0.415 | 5.00 | 0.651 | pCi/L | | 01/08/21 20:44 | 1 |

## Client Sample ID: BA 19755 MW-36HR

**Date Collected: 10/27/20 11:17**
**Date Received: 10/29/20 12:00**

## Lab Sample ID: 400-195100-30

**Matrix: Water**

### Method: 9315 - Radium-226 (GFPC)

| Analyte | Result | Qualifier | Count Uncert. (2σ+/-) | Total Uncert. (2σ+/-) | RL | MDC | Unit | Prepared | Analyzed | Dil Fac |
|---|---|---|---|---|---|---|---|---|---|---|
| Radium-226 | 0.000 | U | 0.228 | 0.228 | 1.00 | 0.474 | pCi/L | 11/09/20 09:59 | 12/28/20 18:01 | 1 |

| *Carrier* | *%Yield* | *Qualifier* | *Limits* | *Prepared* | *Analyzed* | *Dil Fac* |
|---|---|---|---|---|---|---|
| *Ba Carrier* | *80.6* | | *40 - 110* | *11/09/20 09:59* | *12/28/20 18:01* | *1* |

### Method: 9320 - Radium-228 (GFPC)

| Analyte | Result | Qualifier | Count Uncert. (2σ+/-) | Total Uncert. (2σ+/-) | RL | MDC | Unit | Prepared | Analyzed | Dil Fac |
|---|---|---|---|---|---|---|---|---|---|---|
| Radium-228 | 0.0202 | U * | 0.239 | 0.239 | 1.00 | 0.423 | pCi/L | 11/09/20 10:20 | 12/28/20 13:49 | 1 |

| *Carrier* | *%Yield* | *Qualifier* | *Limits* | *Prepared* | *Analyzed* | *Dil Fac* |
|---|---|---|---|---|---|---|
| *Ba Carrier* | *80.6* | | *40 - 110* | *11/09/20 10:20* | *12/28/20 13:49* | *1* |
| *Y Carrier* | *95.7* | | *40 - 110* | *11/09/20 10:20* | *12/28/20 13:49* | *1* |

### Method: Ra226_Ra228 - Combined Radium-226 and Radium-228

| Analyte | Result | Qualifier | Count Uncert. (2σ+/-) | Total Uncert. (2σ+/-) | RL | MDC | Unit | Prepared | Analyzed | Dil Fac |
|---|---|---|---|---|---|---|---|---|---|---|
| Combined Radium 226 + 228 | 0.0202 | U | 0.330 | 0.330 | 5.00 | 0.474 | pCi/L | | 01/08/21 20:46 | 1 |

## Client Sample ID: BA 19352 MW-37H

**Date Collected: 10/19/20 10:35**
**Date Received: 10/29/20 12:00**

## Lab Sample ID: 400-195100-31

**Matrix: Water**

### Method: 9315 - Radium-226 (GFPC)

| Analyte | Result | Qualifier | Count Uncert. (2σ+/-) | Total Uncert. (2σ+/-) | RL | MDC | Unit | Prepared | Analyzed | Dil Fac |
|---|---|---|---|---|---|---|---|---|---|---|
| Radium-226 | 0.0196 | U | 0.282 | 0.282 | 1.00 | 0.553 | pCi/L | 11/09/20 09:59 | 12/28/20 18:03 | 1 |

| *Carrier* | *%Yield* | *Qualifier* | *Limits* | *Prepared* | *Analyzed* | *Dil Fac* |
|---|---|---|---|---|---|---|
| *Ba Carrier* | *81.2* | | *40 - 110* | *11/09/20 09:59* | *12/28/20 18:03* | *1* |

### Method: 9320 - Radium-228 (GFPC)

| Analyte | Result | Qualifier | Count Uncert. (2σ+/-) | Total Uncert. (2σ+/-) | RL | MDC | Unit | Prepared | Analyzed | Dil Fac |
|---|---|---|---|---|---|---|---|---|---|---|
| Radium-228 | -0.0912 | U * | 0.239 | 0.239 | 1.00 | 0.438 | pCi/L | 11/09/20 10:20 | 12/28/20 13:49 | 1 |

| *Carrier* | *%Yield* | *Qualifier* | *Limits* | *Prepared* | *Analyzed* | *Dil Fac* |
|---|---|---|---|---|---|---|
| *Ba Carrier* | *81.2* | | *40 - 110* | *11/09/20 10:20* | *12/28/20 13:49* | *1* |
| *Y Carrier* | *99.4* | | *40 - 110* | *11/09/20 10:20* | *12/28/20 13:49* | *1* |

### Method: Ra226_Ra228 - Combined Radium-226 and Radium-228

| Analyte | Result | Qualifier | Count Uncert. (2σ+/-) | Total Uncert. (2σ+/-) | RL | MDC | Unit | Prepared | Analyzed | Dil Fac |
|---|---|---|---|---|---|---|---|---|---|---|
| Combined Radium 226 + 228 | -0.0717 | U | 0.370 | 0.370 | 5.00 | 0.553 | pCi/L | | 01/08/21 20:46 | 1 |

## Client Sample ID: BA 19353 MW-37H DUP

**Date Collected: 10/19/20 10:35**
**Date Received: 10/29/20 12:00**

## Lab Sample ID: 400-195100-32

**Matrix: Water**

### Method: 9315 - Radium-226 (GFPC)

| Analyte | Result | Qualifier | Count Uncert. (2σ+/-) | Total Uncert. (2σ+/-) | RL | MDC | Unit | Prepared | Analyzed | Dil Fac |
|---|---|---|---|---|---|---|---|---|---|---|
| Radium-226 | 0.107 | U | 0.169 | 0.170 | 1.00 | 0.293 | pCi/L | 11/09/20 09:59 | 12/30/20 05:58 | 1 |

| *Carrier* | *%Yield* | *Qualifier* | *Limits* | *Prepared* | *Analyzed* | *Dil Fac* |
|---|---|---|---|---|---|---|
| *Ba Carrier* | *87.0* | | *40 - 110* | *11/09/20 09:59* | *12/30/20 05:58* | *1* |

### Method: 9320 - Radium-228 (GFPC)

| Analyte | Result | Qualifier | Count Uncert. (2σ+/-) | Total Uncert. (2σ+/-) | RL | MDC | Unit | Prepared | Analyzed | Dil Fac |
|---|---|---|---|---|---|---|---|---|---|---|
| Radium-228 | -0.125 | U * | 0.190 | 0.191 | 1.00 | 0.362 | pCi/L | 11/09/20 10:20 | 12/28/20 13:49 | 1 |

| *Carrier* | *%Yield* | *Qualifier* | *Limits* | *Prepared* | *Analyzed* | *Dil Fac* |
|---|---|---|---|---|---|---|
| *Ba Carrier* | *87.0* | | *40 - 110* | *11/09/20 10:20* | *12/28/20 13:49* | *1* |
| *Y Carrier* | *103* | | *40 - 110* | *11/09/20 10:20* | *12/28/20 13:49* | *1* |

### Method: Ra226_Ra228 - Combined Radium-226 and Radium-228

| Analyte | Result | Qualifier | Count Uncert. (2σ+/-) | Total Uncert. (2σ+/-) | RL | MDC | Unit | Prepared | Analyzed | Dil Fac |
|---|---|---|---|---|---|---|---|---|---|---|
| Combined Radium 226 + 228 | -0.0175 | U | 0.254 | 0.256 | 5.00 | 0.362 | pCi/L | | 01/08/21 20:46 | 1 |

## Client Sample ID: BA 19354 MW-10

**Date Collected: 10/19/20 12:19**
**Date Received: 10/29/20 12:00**

## Lab Sample ID: 400-195100-33

**Matrix: Water**

### Method: 9315 - Radium-226 (GFPC)

| Analyte | Result | Qualifier | Count Uncert. (2σ+/-) | Total Uncert. (2σ+/-) | RL | MDC | Unit | Prepared | Analyzed | Dil Fac |
|---|---|---|---|---|---|---|---|---|---|---|
| Radium-226 | 0.334 | U | 0.307 | 0.309 | 1.00 | 0.474 | pCi/L | 11/09/20 09:59 | 12/28/20 18:04 | 1 |

| *Carrier* | *%Yield* | *Qualifier* | *Limits* | *Prepared* | *Analyzed* | *Dil Fac* |
|---|---|---|---|---|---|---|
| *Ba Carrier* | *94.2* | | *40 - 110* | *11/09/20 09:59* | *12/28/20 18:04* | *1* |

### Method: 9320 - Radium-228 (GFPC)

| Analyte | Result | Qualifier | Count Uncert. (2σ+/-) | Total Uncert. (2σ+/-) | RL | MDC | Unit | Prepared | Analyzed | Dil Fac |
|---|---|---|---|---|---|---|---|---|---|---|
| Radium-228 | 0.0525 | U * | 0.196 | 0.196 | 1.00 | 0.341 | pCi/L | 11/09/20 10:20 | 12/28/20 13:49 | 1 |

| *Carrier* | *%Yield* | *Qualifier* | *Limits* | *Prepared* | *Analyzed* | *Dil Fac* |
|---|---|---|---|---|---|---|
| *Ba Carrier* | *94.2* | | *40 - 110* | *11/09/20 10:20* | *12/28/20 13:49* | *1* |
| *Y Carrier* | *102* | | *40 - 110* | *11/09/20 10:20* | *12/28/20 13:49* | *1* |

### Method: Ra226_Ra228 - Combined Radium-226 and Radium-228

| Analyte | Result | Qualifier | Count Uncert. (2σ+/-) | Total Uncert. (2σ+/-) | RL | MDC | Unit | Prepared | Analyzed | Dil Fac |
|---|---|---|---|---|---|---|---|---|---|---|
| Combined Radium 226 + 228 | 0.387 | U | 0.364 | 0.366 | 5.00 | 0.474 | pCi/L | | 01/08/21 20:46 | 1 |

## Client Sample ID: BA 19355 MW-12

**Date Collected: 10/19/20 13:52**
**Date Received: 10/29/20 12:00**

## Lab Sample ID: 400-195100-34

**Matrix: Water**

### Method: 9315 - Radium-226 (GFPC)

| Analyte | Result | Qualifier | Count Uncert. (2σ+/-) | Total Uncert. (2σ+/-) | RL | MDC | Unit | Prepared | Analyzed | Dil Fac |
|---|---|---|---|---|---|---|---|---|---|---|
| Radium-226 | 0.0990 | U | 0.281 | 0.281 | 1.00 | 0.517 | pCi/L | 11/09/20 09:59 | 12/28/20 18:04 | 1 |

| *Carrier* | *%Yield* | *Qualifier* | *Limits* | *Prepared* | *Analyzed* | *Dil Fac* |
|---|---|---|---|---|---|---|
| *Ba Carrier* | *87.0* | | *40 - 110* | *11/09/20 09:59* | *12/28/20 18:04* | *1* |

### Method: 9320 - Radium-228 (GFPC)

| Analyte | Result | Qualifier | Count Uncert. (2σ+/-) | Total Uncert. (2σ+/-) | RL | MDC | Unit | Prepared | Analyzed | Dil Fac |
|---|---|---|---|---|---|---|---|---|---|---|
| Radium-228 | 0.0707 | U * | 0.202 | 0.202 | 1.00 | 0.350 | pCi/L | 11/09/20 10:20 | 12/28/20 13:49 | 1 |

| *Carrier* | *%Yield* | *Qualifier* | *Limits* | *Prepared* | *Analyzed* | *Dil Fac* |
|---|---|---|---|---|---|---|
| *Ba Carrier* | *87.0* | | *40 - 110* | *11/09/20 10:20* | *12/28/20 13:49* | *1* |
| *Y Carrier* | *102* | | *40 - 110* | *11/09/20 10:20* | *12/28/20 13:49* | *1* |

### Method: Ra226_Ra228 - Combined Radium-226 and Radium-228

| Analyte | Result | Qualifier | Count Uncert. (2σ+/-) | Total Uncert. (2σ+/-) | RL | MDC | Unit | Prepared | Analyzed | Dil Fac |
|---|---|---|---|---|---|---|---|---|---|---|
| Combined Radium 226 + 228 | 0.170 | U | 0.346 | 0.346 | 5.00 | 0.517 | pCi/L | | 01/08/21 20:46 | 1 |

## Client Sample ID: BA 19356 MW-28H

**Date Collected: 10/19/20 15:47**
**Date Received: 10/29/20 12:00**

## Lab Sample ID: 400-195100-35

**Matrix: Water**

### Method: 9315 - Radium-226 (GFPC)

| Analyte | Result | Qualifier | Count Uncert. (2σ+/-) | Total Uncert. (2σ+/-) | RL | MDC | Unit | Prepared | Analyzed | Dil Fac |
|---|---|---|---|---|---|---|---|---|---|---|
| Radium-226 | -0.0132 | U | 0.302 | 0.302 | 1.00 | 0.601 | pCi/L | 11/09/20 09:59 | 12/28/20 18:04 | 1 |

| *Carrier* | *%Yield* | *Qualifier* | *Limits* | *Prepared* | *Analyzed* | *Dil Fac* |
|---|---|---|---|---|---|---|
| *Ba Carrier* | *80.9* | | *40 - 110* | *11/09/20 09:59* | *12/28/20 18:04* | *1* |

### Method: 9320 - Radium-228 (GFPC)

| Analyte | Result | Qualifier | Count Uncert. (2σ+/-) | Total Uncert. (2σ+/-) | RL | MDC | Unit | Prepared | Analyzed | Dil Fac |
|---|---|---|---|---|---|---|---|---|---|---|
| Radium-228 | 0.169 | U * | 0.239 | 0.240 | 1.00 | 0.400 | pCi/L | 11/09/20 10:20 | 12/28/20 13:50 | 1 |

| *Carrier* | *%Yield* | *Qualifier* | *Limits* | *Prepared* | *Analyzed* | *Dil Fac* |
|---|---|---|---|---|---|---|
| *Ba Carrier* | *80.9* | | *40 - 110* | *11/09/20 10:20* | *12/28/20 13:50* | *1* |
| *Y Carrier* | *98.3* | | *40 - 110* | *11/09/20 10:20* | *12/28/20 13:50* | *1* |

### Method: Ra226_Ra228 - Combined Radium-226 and Radium-228

| Analyte | Result | Qualifier | Count Uncert. (2σ+/-) | Total Uncert. (2σ+/-) | RL | MDC | Unit | Prepared | Analyzed | Dil Fac |
|---|---|---|---|---|---|---|---|---|---|---|
| Combined Radium 226 + 228 | 0.155 | U | 0.385 | 0.386 | 5.00 | 0.601 | pCi/L | | 01/08/21 20:46 | 1 |

## Client Sample ID: BA 19357 FB-4

**Date Collected: 10/19/20 16:20**
**Date Received: 10/29/20 12:00**

## Lab Sample ID: 400-195100-36

**Matrix: Water**

### Method: 9315 - Radium-226 (GFPC)

| Analyte | Result | Qualifier | Count Uncert. (2σ+/-) | Total Uncert. (2σ+/-) | RL | MDC | Unit | Prepared | Analyzed | Dil Fac |
|---|---|---|---|---|---|---|---|---|---|---|
| Radium-226 | -0.0123 | U | 0.122 | 0.122 | 1.00 | 0.268 | pCi/L | 11/09/20 09:59 | 12/30/20 05:58 | 1 |

| *Carrier* | *%Yield* | *Qualifier* | *Limits* | *Prepared* | *Analyzed* | *Dil Fac* |
|---|---|---|---|---|---|---|
| *Ba Carrier* | *79.4* | | *40 - 110* | *11/09/20 09:59* | *12/30/20 05:58* | *1* |

### Method: 9320 - Radium-228 (GFPC)

| Analyte | Result | Qualifier | Count Uncert. (2σ+/-) | Total Uncert. (2σ+/-) | RL | MDC | Unit | Prepared | Analyzed | Dil Fac |
|---|---|---|---|---|---|---|---|---|---|---|
| Radium-228 | -0.104 | U * | 0.239 | 0.239 | 1.00 | 0.441 | pCi/L | 11/09/20 10:20 | 12/28/20 13:50 | 1 |

| *Carrier* | *%Yield* | *Qualifier* | *Limits* | *Prepared* | *Analyzed* | *Dil Fac* |
|---|---|---|---|---|---|---|
| *Ba Carrier* | *79.4* | | *40 - 110* | *11/09/20 10:20* | *12/28/20 13:50* | *1* |
| *Y Carrier* | *100* | | *40 - 110* | *11/09/20 10:20* | *12/28/20 13:50* | *1* |

### Method: Ra226_Ra228 - Combined Radium-226 and Radium-228

| Analyte | Result | Qualifier | Count Uncert. (2σ+/-) | Total Uncert. (2σ+/-) | RL | MDC | Unit | Prepared | Analyzed | Dil Fac |
|---|---|---|---|---|---|---|---|---|---|---|
| Combined Radium 226 + 228 | -0.116 | U | 0.268 | 0.268 | 5.00 | 0.441 | pCi/L | | 01/08/21 20:46 | 1 |

## Client Sample ID: BA 19358 MW-14R

**Date Collected: 10/20/20 09:19**
**Date Received: 10/29/20 12:00**

## Lab Sample ID: 400-195100-37

**Matrix: Water**

### Method: 9315 - Radium-226 (GFPC)

| Analyte | Result | Qualifier | Count Uncert. (2σ+/-) | Total Uncert. (2σ+/-) | RL | MDC | Unit | Prepared | Analyzed | Dil Fac |
|---|---|---|---|---|---|---|---|---|---|---|
| Radium-226 | -0.0906 | U | 0.321 | 0.321 | 1.00 | 0.663 | pCi/L | 11/09/20 09:59 | 12/28/20 18:04 | 1 |

| *Carrier* | *%Yield* | *Qualifier* | *Limits* | *Prepared* | *Analyzed* | *Dil Fac* |
|---|---|---|---|---|---|---|
| *Ba Carrier* | *82.1* | | *40 - 110* | *11/09/20 09:59* | *12/28/20 18:04* | *1* |

### Method: 9320 - Radium-228 (GFPC)

| Analyte | Result | Qualifier | Count Uncert. (2σ+/-) | Total Uncert. (2σ+/-) | RL | MDC | Unit | Prepared | Analyzed | Dil Fac |
|---|---|---|---|---|---|---|---|---|---|---|
| Radium-228 | -0.0377 | U * | 0.233 | 0.233 | 1.00 | 0.419 | pCi/L | 11/09/20 10:20 | 12/28/20 13:50 | 1 |

| *Carrier* | *%Yield* | *Qualifier* | *Limits* | *Prepared* | *Analyzed* | *Dil Fac* |
|---|---|---|---|---|---|---|
| *Ba Carrier* | *82.1* | | *40 - 110* | *11/09/20 10:20* | *12/28/20 13:50* | *1* |
| *Y Carrier* | *101* | | *40 - 110* | *11/09/20 10:20* | *12/28/20 13:50* | *1* |

### Method: Ra226_Ra228 - Combined Radium-226 and Radium-228

| Analyte | Result | Qualifier | Count Uncert. (2σ+/-) | Total Uncert. (2σ+/-) | RL | MDC | Unit | Prepared | Analyzed | Dil Fac |
|---|---|---|---|---|---|---|---|---|---|---|
| Combined Radium 226 + 228 | -0.128 | U | 0.397 | 0.397 | 5.00 | 0.663 | pCi/L | | 01/08/21 20:46 | 1 |

## Client Sample ID: BA 19359 MW-13SR

**Date Collected: 10/20/20 11:38**
**Date Received: 10/29/20 12:00**

## Lab Sample ID: 400-195100-38

**Matrix: Water**

### Method: 9315 - Radium-226 (GFPC)

| Analyte | Result | Qualifier | Count Uncert. (2σ+/-) | Total Uncert. (2σ+/-) | RL | MDC | Unit | Prepared | Analyzed | Dil Fac |
|---|---|---|---|---|---|---|---|---|---|---|
| Radium-226 | 0.166 | U | 0.288 | 0.288 | 1.00 | 0.504 | pCi/L | 11/09/20 09:59 | 12/28/20 18:04 | 1 |

| *Carrier* | *%Yield* | *Qualifier* | *Limits* | *Prepared* | *Analyzed* | *Dil Fac* |
|---|---|---|---|---|---|---|
| *Ba Carrier* | *80.3* | | *40 - 110* | *11/09/20 09:59* | *12/28/20 18:04* | *1* |

### Method: 9320 - Radium-228 (GFPC)

| Analyte | Result | Qualifier | Count Uncert. (2σ+/-) | Total Uncert. (2σ+/-) | RL | MDC | Unit | Prepared | Analyzed | Dil Fac |
|---|---|---|---|---|---|---|---|---|---|---|
| Radium-228 | 0.313 | U * | 0.255 | 0.256 | 1.00 | 0.405 | pCi/L | 11/09/20 10:20 | 12/28/20 13:50 | 1 |

| *Carrier* | *%Yield* | *Qualifier* | *Limits* | *Prepared* | *Analyzed* | *Dil Fac* |
|---|---|---|---|---|---|---|
| *Ba Carrier* | *80.3* | | *40 - 110* | *11/09/20 10:20* | *12/28/20 13:50* | *1* |
| *Y Carrier* | *97.9* | | *40 - 110* | *11/09/20 10:20* | *12/28/20 13:50* | *1* |

### Method: Ra226_Ra228 - Combined Radium-226 and Radium-228

| Analyte | Result | Qualifier | Count Uncert. (2σ+/-) | Total Uncert. (2σ+/-) | RL | MDC | Unit | Prepared | Analyzed | Dil Fac |
|---|---|---|---|---|---|---|---|---|---|---|
| Combined Radium 226 + 228 | 0.479 | U | 0.385 | 0.385 | 5.00 | 0.504 | pCi/L | | 01/08/21 20:46 | 1 |

## Client Sample ID: BA 19360 MW-13DR

**Date Collected: 10/20/20 13:49**
**Date Received: 10/29/20 12:00**

## Lab Sample ID: 400-195100-39

**Matrix: Water**

### Method: 9315 - Radium-226 (GFPC)

| Analyte | Result | Qualifier | Count Uncert. (2σ+/-) | Total Uncert. (2σ+/-) | RL | MDC | Unit | Prepared | Analyzed | Dil Fac |
|---|---|---|---|---|---|---|---|---|---|---|
| Radium-226 | 0.200 | U | 0.384 | 0.384 | 1.00 | 0.676 | pCi/L | 11/09/20 09:59 | 12/28/20 18:04 | 1 |

| *Carrier* | *%Yield* | *Qualifier* | *Limits* | *Prepared* | *Analyzed* | *Dil Fac* |
|---|---|---|---|---|---|---|
| *Ba Carrier* | *76.1* | | *40 - 110* | *11/09/20 09:59* | *12/28/20 18:04* | *1* |

### Method: 9320 - Radium-228 (GFPC)

| Analyte | Result | Qualifier | Count Uncert. (2σ+/-) | Total Uncert. (2σ+/-) | RL | MDC | Unit | Prepared | Analyzed | Dil Fac |
|---|---|---|---|---|---|---|---|---|---|---|
| Radium-228 | 0.157 | U * | 0.241 | 0.241 | 1.00 | 0.405 | pCi/L | 11/09/20 10:20 | 12/28/20 13:50 | 1 |

| *Carrier* | *%Yield* | *Qualifier* | *Limits* | *Prepared* | *Analyzed* | *Dil Fac* |
|---|---|---|---|---|---|---|
| *Ba Carrier* | *76.1* | | *40 - 110* | *11/09/20 10:20* | *12/28/20 13:50* | *1* |
| *Y Carrier* | *96.8* | | *40 - 110* | *11/09/20 10:20* | *12/28/20 13:50* | *1* |

### Method: Ra226_Ra228 - Combined Radium-226 and Radium-228

| Analyte | Result | Qualifier | Count Uncert. (2σ+/-) | Total Uncert. (2σ+/-) | RL | MDC | Unit | Prepared | Analyzed | Dil Fac |
|---|---|---|---|---|---|---|---|---|---|---|
| Combined Radium 226 + 228 | 0.357 | U | 0.453 | 0.453 | 5.00 | 0.676 | pCi/L | | 01/08/21 20:46 | 1 |

## Client Sample ID: BA 19346 EB-2

**Date Collected: 10/19/20 12:05**
**Date Received: 10/29/20 12:00**

## Lab Sample ID: 400-195100-40

**Matrix: Water**

### Method: 9315 - Radium-226 (GFPC)

| Analyte | Result | Qualifier | Count Uncert. (2σ+/-) | Total Uncert. (2σ+/-) | RL | MDC | Unit | Prepared | Analyzed | Dil Fac |
|---|---|---|---|---|---|---|---|---|---|---|
| Radium-226 | -0.122 | U | 0.324 | 0.324 | 1.00 | 0.688 | pCi/L | 11/09/20 09:59 | 12/28/20 18:04 | 1 |

| *Carrier* | *%Yield* | *Qualifier* | *Limits* | *Prepared* | *Analyzed* | *Dil Fac* |
|---|---|---|---|---|---|---|
| *Ba Carrier* | *74.2* | | *40 - 110* | *11/09/20 09:59* | *12/28/20 18:04* | *1* |

### Method: 9320 - Radium-228 (GFPC)

| Analyte | Result | Qualifier | Count Uncert. (2σ+/-) | Total Uncert. (2σ+/-) | RL | MDC | Unit | Prepared | Analyzed | Dil Fac |
|---|---|---|---|---|---|---|---|---|---|---|
| Radium-228 | 0.134 | U * | 0.254 | 0.255 | 1.00 | 0.433 | pCi/L | 11/09/20 10:20 | 12/28/20 13:50 | 1 |

| *Carrier* | *%Yield* | *Qualifier* | *Limits* | *Prepared* | *Analyzed* | *Dil Fac* |
|---|---|---|---|---|---|---|
| *Ba Carrier* | *74.2* | | *40 - 110* | *11/09/20 10:20* | *12/28/20 13:50* | *1* |
| *Y Carrier* | *99.1* | | *40 - 110* | *11/09/20 10:20* | *12/28/20 13:50* | *1* |

### Method: Ra226_Ra228 - Combined Radium-226 and Radium-228

| Analyte | Result | Qualifier | Count Uncert. (2σ+/-) | Total Uncert. (2σ+/-) | RL | MDC | Unit | Prepared | Analyzed | Dil Fac |
|---|---|---|---|---|---|---|---|---|---|---|
| Combined Radium 226 + 228 | 0.0116 | U | 0.412 | 0.412 | 5.00 | 0.688 | pCi/L | | 01/08/21 20:46 | 1 |

## Client Sample ID: BA 19347 MW-1

**Date Collected: 10/19/20 14:50**
**Date Received: 10/29/20 12:00**

## Lab Sample ID: 400-195100-41

**Matrix: Water**

### Method: 9315 - Radium-226 (GFPC)

| Analyte | Result | Qualifier | Count Uncert. (2σ+/-) | Total Uncert. (2σ+/-) | RL | MDC | Unit | Prepared | Analyzed | Dil Fac |
|---|---|---|---|---|---|---|---|---|---|---|
| Radium-226 | 0.0212 | U | 0.145 | 0.145 | 1.00 | 0.287 | pCi/L | 11/09/20 09:59 | 12/30/20 05:58 | 1 |

| *Carrier* | *%Yield* | *Qualifier* | *Limits* | *Prepared* | *Analyzed* | *Dil Fac* |
|---|---|---|---|---|---|---|
| *Ba Carrier* | *84.8* | | *40 - 110* | *11/09/20 09:59* | *12/30/20 05:58* | *1* |

### Method: 9320 - Radium-228 (GFPC)

| Analyte | Result | Qualifier | Count Uncert. (2σ+/-) | Total Uncert. (2σ+/-) | RL | MDC | Unit | Prepared | Analyzed | Dil Fac |
|---|---|---|---|---|---|---|---|---|---|---|
| Radium-228 | 0.314 | U * | 0.251 | 0.253 | 1.00 | 0.399 | pCi/L | 11/09/20 10:20 | 12/28/20 13:51 | 1 |

| *Carrier* | *%Yield* | *Qualifier* | *Limits* | *Prepared* | *Analyzed* | *Dil Fac* |
|---|---|---|---|---|---|---|
| *Ba Carrier* | *84.8* | | *40 - 110* | *11/09/20 10:20* | *12/28/20 13:51* | *1* |
| *Y Carrier* | *94.2* | | *40 - 110* | *11/09/20 10:20* | *12/28/20 13:51* | *1* |

### Method: Ra226_Ra228 - Combined Radium-226 and Radium-228

| Analyte | Result | Qualifier | Count Uncert. (2σ+/-) | Total Uncert. (2σ+/-) | RL | MDC | Unit | Prepared | Analyzed | Dil Fac |
|---|---|---|---|---|---|---|---|---|---|---|
| Combined Radium 226 + 228 | 0.335 | U | 0.290 | 0.292 | 5.00 | 0.399 | pCi/L | | 01/08/21 20:46 | 1 |

## Client Sample ID: BA 19348 MW-1 DISS

**Date Collected: 10/19/20 14:50**
**Date Received: 10/29/20 12:00**

## Lab Sample ID: 400-195100-42

**Matrix: Water**

### Method: 9315 - Radium-226 (GFPC) - Dissolved

| Analyte | Result | Qualifier | Count Uncert. (2σ+/-) | Total Uncert. (2σ+/-) | RL | MDC | Unit | Prepared | Analyzed | Dil Fac |
|---|---|---|---|---|---|---|---|---|---|---|
| Radium-226 | -0.0292 | U | 0.342 | 0.342 | 1.00 | 0.683 | pCi/L | 11/09/20 09:59 | 12/28/20 18:05 | 1 |

| *Carrier* | *%Yield* | *Qualifier* | *Limits* | *Prepared* | *Analyzed* | *Dil Fac* |
|---|---|---|---|---|---|---|
| *Ba Carrier* | *78.2* | | *40 - 110* | *11/09/20 09:59* | *12/28/20 18:05* | *1* |

### Method: 9320 - Radium-228 (GFPC) - Dissolved

| Analyte | Result | Qualifier | Count Uncert. (2σ+/-) | Total Uncert. (2σ+/-) | RL | MDC | Unit | Prepared | Analyzed | Dil Fac |
|---|---|---|---|---|---|---|---|---|---|---|
| Radium-228 | -0.341 | U * | 0.204 | 0.206 | 1.00 | 0.438 | pCi/L | 11/09/20 10:20 | 12/28/20 13:51 | 1 |

| *Carrier* | *%Yield* | *Qualifier* | *Limits* | *Prepared* | *Analyzed* | *Dil Fac* |
|---|---|---|---|---|---|---|
| *Ba Carrier* | *78.2* | | *40 - 110* | *11/09/20 10:20* | *12/28/20 13:51* | *1* |
| *Y Carrier* | *92.0* | | *40 - 110* | *11/09/20 10:20* | *12/28/20 13:51* | *1* |

### Method: Ra226_Ra228 (D) - Combined Radium-226 and Radium-228 - Dissolved

| Analyte | Result | Qualifier | Count Uncert. (2σ+/-) | Total Uncert. (2σ+/-) | RL | MDC | Unit | Prepared | Analyzed | Dil Fac |
|---|---|---|---|---|---|---|---|---|---|---|
| Combined Radium 226 + 228 | -0.370 | U | 0.398 | 0.399 | 5.00 | 0.683 | pCi/L | | 01/08/21 20:49 | 1 |

## Client Sample ID: BA 19349 MW-11

**Date Collected: 10/20/20 11:35**
**Date Received: 10/29/20 12:00**

## Lab Sample ID: 400-195100-43

**Matrix: Water**

### Method: 9315 - Radium-226 (GFPC)

| Analyte | Result | Qualifier | Count Uncert. (2σ+/-) | Total Uncert. (2σ+/-) | RL | MDC | Unit | Prepared | Analyzed | Dil Fac |
|---|---|---|---|---|---|---|---|---|---|---|
| Radium-226 | -0.0806 | U | 0.330 | 0.330 | 1.00 | 0.676 | pCi/L | 11/09/20 09:59 | 12/28/20 18:05 | 1 |

| *Carrier* | *%Yield* | *Qualifier* | *Limits* | *Prepared* | *Analyzed* | *Dil Fac* |
|---|---|---|---|---|---|---|
| *Ba Carrier* | *79.1* | | *40 - 110* | *11/09/20 09:59* | *12/28/20 18:05* | *1* |

### Method: 9320 - Radium-228 (GFPC)

| Analyte | Result | Qualifier | Count Uncert. (2σ+/-) | Total Uncert. (2σ+/-) | RL | MDC | Unit | Prepared | Analyzed | Dil Fac |
|---|---|---|---|---|---|---|---|---|---|---|
| Radium-228 | 0.128 | U * | 0.220 | 0.220 | 1.00 | 0.374 | pCi/L | 11/09/20 10:20 | 12/28/20 13:51 | 1 |

| *Carrier* | *%Yield* | *Qualifier* | *Limits* | *Prepared* | *Analyzed* | *Dil Fac* |
|---|---|---|---|---|---|---|
| *Ba Carrier* | *79.1* | | *40 - 110* | *11/09/20 10:20* | *12/28/20 13:51* | *1* |
| *Y Carrier* | *101* | | *40 - 110* | *11/09/20 10:20* | *12/28/20 13:51* | *1* |

### Method: Ra226_Ra228 - Combined Radium-226 and Radium-228

| Analyte | Result | Qualifier | Count Uncert. (2σ+/-) | Total Uncert. (2σ+/-) | RL | MDC | Unit | Prepared | Analyzed | Dil Fac |
|---|---|---|---|---|---|---|---|---|---|---|
| Combined Radium 226 + 228 | 0.0474 | U | 0.397 | 0.397 | 5.00 | 0.676 | pCi/L | | 01/08/21 20:46 | 1 |

## Client Sample ID: BA 19350 FB-5

**Date Collected: 10/20/20 11:55**
**Date Received: 10/29/20 12:00**

## Lab Sample ID: 400-195100-44

**Matrix: Water**

### Method: 9315 - Radium-226 (GFPC)

| Analyte | Result | Qualifier | Count Uncert. (2σ+/-) | Total Uncert. (2σ+/-) | RL | MDC | Unit | Prepared | Analyzed | Dil Fac |
|---|---|---|---|---|---|---|---|---|---|---|
| Radium-226 | 0.171 | U | 0.298 | 0.298 | 1.00 | 0.518 | pCi/L | 11/09/20 09:59 | 12/28/20 20:08 | 1 |

| *Carrier* | *%Yield* | *Qualifier* | *Limits* | *Prepared* | *Analyzed* | *Dil Fac* |
|---|---|---|---|---|---|---|
| *Ba Carrier* | *92.7* | | *40 - 110* | *11/09/20 09:59* | *12/28/20 20:08* | *1* |

### Method: 9320 - Radium-228 (GFPC)

| Analyte | Result | Qualifier | Count Uncert. (2σ+/-) | Total Uncert. (2σ+/-) | RL | MDC | Unit | Prepared | Analyzed | Dil Fac |
|---|---|---|---|---|---|---|---|---|---|---|
| Radium-228 | -0.0547 | U * | 0.196 | 0.196 | 1.00 | 0.358 | pCi/L | 11/09/20 10:20 | 12/28/20 13:51 | 1 |

| *Carrier* | *%Yield* | *Qualifier* | *Limits* | *Prepared* | *Analyzed* | *Dil Fac* |
|---|---|---|---|---|---|---|
| *Ba Carrier* | *92.7* | | *40 - 110* | *11/09/20 10:20* | *12/28/20 13:51* | *1* |
| *Y Carrier* | *104* | | *40 - 110* | *11/09/20 10:20* | *12/28/20 13:51* | *1* |

### Method: Ra226_Ra228 - Combined Radium-226 and Radium-228

| Analyte | Result | Qualifier | Count Uncert. (2σ+/-) | Total Uncert. (2σ+/-) | RL | MDC | Unit | Prepared | Analyzed | Dil Fac |
|---|---|---|---|---|---|---|---|---|---|---|
| Combined Radium 226 + 228 | 0.117 | U | 0.357 | 0.357 | 5.00 | 0.518 | pCi/L | | 01/08/21 20:46 | 1 |

## Client Sample ID: BA 19351 MW-30H

**Date Collected: 10/20/20 13:50**
**Date Received: 10/29/20 12:00**

## Lab Sample ID: 400-195100-45

**Matrix: Water**

### Method: 9315 - Radium-226 (GFPC)

| Analyte | Result | Qualifier | Count Uncert. (2σ+/-) | Total Uncert. (2σ+/-) | RL | MDC | Unit | Prepared | Analyzed | Dil Fac |
|---|---|---|---|---|---|---|---|---|---|---|
| **Radium-226** | **0.625** | | 0.354 | 0.359 | 1.00 | 0.451 | pCi/L | 11/09/20 09:59 | 12/28/20 20:08 | 1 |

| *Carrier* | *%Yield* | *Qualifier* | *Limits* | *Prepared* | *Analyzed* | *Dil Fac* |
|---|---|---|---|---|---|---|
| *Ba Carrier* | *81.5* | | *40 - 110* | *11/09/20 09:59* | *12/28/20 20:08* | *1* |

### Method: 9320 - Radium-228 (GFPC)

| Analyte | Result | Qualifier | Count Uncert. (2σ+/-) | Total Uncert. (2σ+/-) | RL | MDC | Unit | Prepared | Analyzed | Dil Fac |
|---|---|---|---|---|---|---|---|---|---|---|
| Radium-228 | -0.0269 | U * | 0.216 | 0.216 | 1.00 | 0.390 | pCi/L | 11/09/20 10:20 | 12/28/20 13:52 | 1 |

| *Carrier* | *%Yield* | *Qualifier* | *Limits* | *Prepared* | *Analyzed* | *Dil Fac* |
|---|---|---|---|---|---|---|
| *Ba Carrier* | *81.5* | | *40 - 110* | *11/09/20 10:20* | *12/28/20 13:52* | *1* |
| *Y Carrier* | *102* | | *40 - 110* | *11/09/20 10:20* | *12/28/20 13:52* | *1* |

### Method: Ra226_Ra228 - Combined Radium-226 and Radium-228

| Analyte | Result | Qualifier | Count Uncert. (2σ+/-) | Total Uncert. (2σ+/-) | RL | MDC | Unit | Prepared | Analyzed | Dil Fac |
|---|---|---|---|---|---|---|---|---|---|---|
| **Combined Radium 226 + 228** | **0.598** | | 0.415 | 0.419 | 5.00 | 0.451 | pCi/L | | 01/08/21 20:46 | 1 |

## Client Sample ID: BA 19103 MW-16

**Date Collected: 10/13/20 09:55**
**Date Received: 10/29/20 12:00**

## Lab Sample ID: 400-195100-46

**Matrix: Water**

### Method: 9315 - Radium-226 (GFPC)

| Analyte | Result | Qualifier | Count Uncert. (2σ+/-) | Total Uncert. (2σ+/-) | RL | MDC | Unit | Prepared | Analyzed | Dil Fac |
|---|---|---|---|---|---|---|---|---|---|---|
| Radium-226 | 0.146 | U | 0.303 | 0.303 | 1.00 | 0.540 | pCi/L | 11/09/20 09:59 | 12/28/20 20:09 | 1 |

| *Carrier* | *%Yield* | *Qualifier* | *Limits* | *Prepared* | *Analyzed* | *Dil Fac* |
|---|---|---|---|---|---|---|
| *Ba Carrier* | *79.7* | | *40 - 110* | *11/09/20 09:59* | *12/28/20 20:09* | *1* |

### Method: 9320 - Radium-228 (GFPC)

| Analyte | Result | Qualifier | Count Uncert. (2σ+/-) | Total Uncert. (2σ+/-) | RL | MDC | Unit | Prepared | Analyzed | Dil Fac |
|---|---|---|---|---|---|---|---|---|---|---|
| Radium-228 | 0.0625 | U * | 0.181 | 0.182 | 1.00 | 0.318 | pCi/L | 11/09/20 10:20 | 12/28/20 13:52 | 1 |

| *Carrier* | *%Yield* | *Qualifier* | *Limits* | *Prepared* | *Analyzed* | *Dil Fac* |
|---|---|---|---|---|---|---|
| *Ba Carrier* | *79.7* | | *40 - 110* | *11/09/20 10:20* | *12/28/20 13:52* | *1* |
| *Y Carrier* | *102* | | *40 - 110* | *11/09/20 10:20* | *12/28/20 13:52* | *1* |

### Method: Ra226_Ra228 - Combined Radium-226 and Radium-228

| Analyte | Result | Qualifier | Count Uncert. (2σ+/-) | Total Uncert. (2σ+/-) | RL | MDC | Unit | Prepared | Analyzed | Dil Fac |
|---|---|---|---|---|---|---|---|---|---|---|
| Combined Radium 226 + 228 | 0.209 | U | 0.353 | 0.353 | 5.00 | 0.540 | pCi/L | | 01/08/21 20:46 | 1 |

## Client Sample ID: BA 19104 MW-16 DUP

**Date Collected: 10/13/20 09:55**
**Date Received: 10/29/20 12:00**

## Lab Sample ID: 400-195100-47

**Matrix: Water**

### Method: 9315 - Radium-226 (GFPC)

| Analyte | Result | Qualifier | Count Uncert. (2σ+/-) | Total Uncert. (2σ+/-) | RL | MDC | Unit | Prepared | Analyzed | Dil Fac |
|---|---|---|---|---|---|---|---|---|---|---|
| Radium-226 | 0.315 | U | 0.224 | 0.226 | 1.00 | 0.322 | pCi/L | 11/09/20 09:59 | 12/30/20 05:58 | 1 |

| *Carrier* | *%Yield* | *Qualifier* | *Limits* | *Prepared* | *Analyzed* | *Dil Fac* |
|---|---|---|---|---|---|---|
| *Ba Carrier* | *84.5* | | *40 - 110* | *11/09/20 09:59* | *12/30/20 05:58* | *1* |

### Method: 9320 - Radium-228 (GFPC)

| Analyte | Result | Qualifier | Count Uncert. (2σ+/-) | Total Uncert. (2σ+/-) | RL | MDC | Unit | Prepared | Analyzed | Dil Fac |
|---|---|---|---|---|---|---|---|---|---|---|
| Radium-228 | 0.0793 | U * | 0.178 | 0.178 | 1.00 | 0.309 | pCi/L | 11/09/20 10:20 | 12/28/20 13:44 | 1 |

| *Carrier* | *%Yield* | *Qualifier* | *Limits* | *Prepared* | *Analyzed* | *Dil Fac* |
|---|---|---|---|---|---|---|
| *Ba Carrier* | *84.5* | | *40 - 110* | *11/09/20 10:20* | *12/28/20 13:44* | *1* |
| *Y Carrier* | *98.7* | | *40 - 110* | *11/09/20 10:20* | *12/28/20 13:44* | *1* |

### Method: Ra226_Ra228 - Combined Radium-226 and Radium-228

| Analyte | Result | Qualifier | Count Uncert. (2σ+/-) | Total Uncert. (2σ+/-) | RL | MDC | Unit | Prepared | Analyzed | Dil Fac |
|---|---|---|---|---|---|---|---|---|---|---|
| **Combined Radium 226 + 228** | **0.395** | | 0.286 | 0.288 | 5.00 | 0.322 | pCi/L | | 01/08/21 20:46 | 1 |

## Client Sample ID: BA 19105 MW-15

**Date Collected: 10/13/20 12:05**
**Date Received: 10/29/20 12:00**

## Lab Sample ID: 400-195100-48

**Matrix: Water**

### Method: 9315 - Radium-226 (GFPC)

| Analyte | Result | Qualifier | Count Uncert. (2σ+/-) | Total Uncert. (2σ+/-) | RL | MDC | Unit | Prepared | Analyzed | Dil Fac |
|---|---|---|---|---|---|---|---|---|---|---|
| Radium-226 | 0.0746 | U | 0.267 | 0.267 | 1.00 | 0.503 | pCi/L | 11/09/20 09:59 | 12/28/20 20:09 | 1 |

| *Carrier* | *%Yield* | *Qualifier* | *Limits* | *Prepared* | *Analyzed* | *Dil Fac* |
|---|---|---|---|---|---|---|
| *Ba Carrier* | *83.6* | | *40 - 110* | *11/09/20 09:59* | *12/28/20 20:09* | *1* |

### Method: 9320 - Radium-228 (GFPC)

| Analyte | Result | Qualifier | Count Uncert. (2σ+/-) | Total Uncert. (2σ+/-) | RL | MDC | Unit | Prepared | Analyzed | Dil Fac |
|---|---|---|---|---|---|---|---|---|---|---|
| Radium-228 | 0.158 | U * | 0.204 | 0.205 | 1.00 | 0.340 | pCi/L | 11/09/20 10:20 | 12/28/20 13:44 | 1 |

| *Carrier* | *%Yield* | *Qualifier* | *Limits* | *Prepared* | *Analyzed* | *Dil Fac* |
|---|---|---|---|---|---|---|
| *Ba Carrier* | *83.6* | | *40 - 110* | *11/09/20 10:20* | *12/28/20 13:44* | *1* |
| *Y Carrier* | *95.7* | | *40 - 110* | *11/09/20 10:20* | *12/28/20 13:44* | *1* |

### Method: Ra226_Ra228 - Combined Radium-226 and Radium-228

| Analyte | Result | Qualifier | Count Uncert. (2σ+/-) | Total Uncert. (2σ+/-) | RL | MDC | Unit | Prepared | Analyzed | Dil Fac |
|---|---|---|---|---|---|---|---|---|---|---|
| Combined Radium 226 + 228 | 0.232 | U | 0.336 | 0.337 | 5.00 | 0.503 | pCi/L | | 01/08/21 20:46 | 1 |

## Client Sample ID: BA 19106 MW-3S

**Date Collected: 10/13/20 13:45**
**Date Received: 10/29/20 12:00**

## Lab Sample ID: 400-195100-49

**Matrix: Water**

### Method: 9315 - Radium-226 (GFPC)

| Analyte | Result | Qualifier | Count Uncert. (2σ+/-) | Total Uncert. (2σ+/-) | RL | MDC | Unit | Prepared | Analyzed | Dil Fac |
|---|---|---|---|---|---|---|---|---|---|---|
| Radium-226 | 0.0342 | U | 0.140 | 0.141 | 1.00 | 0.270 | pCi/L | 11/09/20 09:59 | 12/30/20 05:59 | 1 |

| *Carrier* | *%Yield* | *Qualifier* | *Limits* | *Prepared* | *Analyzed* | *Dil Fac* |
|---|---|---|---|---|---|---|
| *Ba Carrier* | *90.6* | | *40 - 110* | *11/09/20 09:59* | *12/30/20 05:59* | *1* |

### Method: 9320 - Radium-228 (GFPC)

| Analyte | Result | Qualifier | Count Uncert. (2σ+/-) | Total Uncert. (2σ+/-) | RL | MDC | Unit | Prepared | Analyzed | Dil Fac |
|---|---|---|---|---|---|---|---|---|---|---|
| Radium-228 | -0.102 | U * | 0.159 | 0.159 | 1.00 | 0.309 | pCi/L | 11/09/20 10:20 | 12/28/20 13:45 | 1 |

| *Carrier* | *%Yield* | *Qualifier* | *Limits* | *Prepared* | *Analyzed* | *Dil Fac* |
|---|---|---|---|---|---|---|
| *Ba Carrier* | *90.6* | | *40 - 110* | *11/09/20 10:20* | *12/28/20 13:45* | *1* |
| *Y Carrier* | *103* | | *40 - 110* | *11/09/20 10:20* | *12/28/20 13:45* | *1* |

### Method: Ra226_Ra228 - Combined Radium-226 and Radium-228

| Analyte | Result | Qualifier | Count Uncert. (2σ+/-) | Total Uncert. (2σ+/-) | RL | MDC | Unit | Prepared | Analyzed | Dil Fac |
|---|---|---|---|---|---|---|---|---|---|---|
| Combined Radium 226 + 228 | -0.0678 | U | 0.212 | 0.213 | 5.00 | 0.309 | pCi/L | | 01/08/21 20:46 | 1 |

## Client Sample ID: BA 19107 MW-3D

**Date Collected: 10/13/20 14:55**
**Date Received: 10/29/20 12:00**

## Lab Sample ID: 400-195100-50

**Matrix: Water**

### Method: 9315 - Radium-226 (GFPC)

| Analyte | Result | Qualifier | Count Uncert. (2σ+/-) | Total Uncert. (2σ+/-) | RL | MDC | Unit | Prepared | Analyzed | Dil Fac |
|---|---|---|---|---|---|---|---|---|---|---|
| Radium-226 | -0.0390 | U | 0.219 | 0.219 | 1.00 | 0.467 | pCi/L | 11/09/20 13:44 | 12/28/20 19:09 | 1 |

| *Carrier* | *%Yield* | *Qualifier* | *Limits* | *Prepared* | *Analyzed* | *Dil Fac* |
|---|---|---|---|---|---|---|
| *Ba Carrier* | *85.8* | | *40 - 110* | *11/09/20 13:44* | *12/28/20 19:09* | *1* |

### Method: 9320 - Radium-228 (GFPC)

| Analyte | Result | Qualifier | Count Uncert. (2σ+/-) | Total Uncert. (2σ+/-) | RL | MDC | Unit | Prepared | Analyzed | Dil Fac |
|---|---|---|---|---|---|---|---|---|---|---|
| Radium-228 | -0.170 | U | 0.260 | 0.260 | 1.00 | 0.500 | pCi/L | 11/10/20 07:27 | 12/28/20 13:47 | 1 |

| *Carrier* | *%Yield* | *Qualifier* | *Limits* | *Prepared* | *Analyzed* | *Dil Fac* |
|---|---|---|---|---|---|---|
| *Ba Carrier* | *85.8* | | *40 - 110* | *11/10/20 07:27* | *12/28/20 13:47* | *1* |
| *Y Carrier* | *103* | | *40 - 110* | *11/10/20 07:27* | *12/28/20 13:47* | *1* |

### Method: Ra226_Ra228 - Combined Radium-226 and Radium-228

| Analyte | Result | Qualifier | Count Uncert. (2σ+/-) | Total Uncert. (2σ+/-) | RL | MDC | Unit | Prepared | Analyzed | Dil Fac |
|---|---|---|---|---|---|---|---|---|---|---|
| Combined Radium 226 + 228 | -0.209 | U | 0.340 | 0.340 | 5.00 | 0.500 | pCi/L | | 01/05/21 15:23 | 1 |

## Client Sample ID: BA 19108 MW-4V

**Date Collected: 10/14/20 10:25**
**Date Received: 10/29/20 12:00**

## Lab Sample ID: 400-195100-51

**Matrix: Water**

### Method: 9315 - Radium-226 (GFPC)

| Analyte | Result | Qualifier | Count Uncert. (2σ+/-) | Total Uncert. (2σ+/-) | RL | MDC | Unit | Prepared | Analyzed | Dil Fac |
|---|---|---|---|---|---|---|---|---|---|---|
| Radium-226 | -0.0171 | U | 0.170 | 0.170 | 1.00 | 0.374 | pCi/L | 11/09/20 13:44 | 12/28/20 19:28 | 1 |

| *Carrier* | *%Yield* | *Qualifier* | *Limits* | *Prepared* | *Analyzed* | *Dil Fac* |
|---|---|---|---|---|---|---|
| *Ba Carrier* | *91.5* | | *40 - 110* | *11/09/20 13:44* | *12/28/20 19:28* | *1* |

### Method: 9320 - Radium-228 (GFPC)

| Analyte | Result | Qualifier | Count Uncert. (2σ+/-) | Total Uncert. (2σ+/-) | RL | MDC | Unit | Prepared | Analyzed | Dil Fac |
|---|---|---|---|---|---|---|---|---|---|---|
| **Radium-228** | **0.522** | | 0.325 | 0.329 | 1.00 | 0.499 | pCi/L | 11/10/20 07:27 | 12/28/20 13:47 | 1 |

| *Carrier* | *%Yield* | *Qualifier* | *Limits* | *Prepared* | *Analyzed* | *Dil Fac* |
|---|---|---|---|---|---|---|
| *Ba Carrier* | *91.5* | | *40 - 110* | *11/10/20 07:27* | *12/28/20 13:47* | *1* |
| *Y Carrier* | *103* | | *40 - 110* | *11/10/20 07:27* | *12/28/20 13:47* | *1* |

### Method: Ra226_Ra228 - Combined Radium-226 and Radium-228

| Analyte | Result | Qualifier | Count Uncert. (2σ+/-) | Total Uncert. (2σ+/-) | RL | MDC | Unit | Prepared | Analyzed | Dil Fac |
|---|---|---|---|---|---|---|---|---|---|---|
| **Combined Radium 226 + 228** | **0.505** | | 0.367 | 0.370 | 5.00 | 0.499 | pCi/L | | 01/05/21 15:23 | 1 |

## Client Sample ID: BA 19109 MW-4V DUP

**Date Collected: 10/14/20 10:25**
**Date Received: 10/29/20 12:00**

## Lab Sample ID: 400-195100-52

**Matrix: Water**

### Method: 9315 - Radium-226 (GFPC)

| Analyte | Result | Qualifier | Count Uncert. (2σ+/-) | Total Uncert. (2σ+/-) | RL | MDC | Unit | Prepared | Analyzed | Dil Fac |
|---|---|---|---|---|---|---|---|---|---|---|
| Radium-226 | 0.286 | U | 0.317 | 0.318 | 1.00 | 0.512 | pCi/L | 11/09/20 13:44 | 12/28/20 19:10 | 1 |

| *Carrier* | *%Yield* | *Qualifier* | *Limits* | *Prepared* | *Analyzed* | *Dil Fac* |
|---|---|---|---|---|---|---|
| *Ba Carrier* | *83.9* | | *40 - 110* | *11/09/20 13:44* | *12/28/20 19:10* | *1* |

### Method: 9320 - Radium-228 (GFPC)

| Analyte | Result | Qualifier | Count Uncert. (2σ+/-) | Total Uncert. (2σ+/-) | RL | MDC | Unit | Prepared | Analyzed | Dil Fac |
|---|---|---|---|---|---|---|---|---|---|---|
| Radium-228 | 0.0316 | U | 0.301 | 0.301 | 1.00 | 0.534 | pCi/L | 11/10/20 07:27 | 12/28/20 13:48 | 1 |

| *Carrier* | *%Yield* | *Qualifier* | *Limits* | *Prepared* | *Analyzed* | *Dil Fac* |
|---|---|---|---|---|---|---|
| *Ba Carrier* | *83.9* | | *40 - 110* | *11/10/20 07:27* | *12/28/20 13:48* | *1* |
| *Y Carrier* | *104* | | *40 - 110* | *11/10/20 07:27* | *12/28/20 13:48* | *1* |

### Method: Ra226_Ra228 - Combined Radium-226 and Radium-228

| Analyte | Result | Qualifier | Count Uncert. (2σ+/-) | Total Uncert. (2σ+/-) | RL | MDC | Unit | Prepared | Analyzed | Dil Fac |
|---|---|---|---|---|---|---|---|---|---|---|
| Combined Radium 226 + 228 | 0.317 | U | 0.437 | 0.438 | 5.00 | 0.534 | pCi/L | | 01/05/21 15:23 | 1 |

## Client Sample ID: BA 19110 MW-4

**Date Collected: 10/14/20 11:50**
**Date Received: 10/29/20 12:00**

## Lab Sample ID: 400-195100-53

**Matrix: Water**

### Method: 9315 - Radium-226 (GFPC)

| Analyte | Result | Qualifier | Count Uncert. (2σ+/-) | Total Uncert. (2σ+/-) | RL | MDC | Unit | Prepared | Analyzed | Dil Fac |
|---|---|---|---|---|---|---|---|---|---|---|
| Radium-226 | -0.0635 | U | 0.203 | 0.203 | 1.00 | 0.454 | pCi/L | 11/09/20 13:44 | 12/28/20 19:10 | 1 |

| *Carrier* | *%Yield* | *Qualifier* | *Limits* | *Prepared* | *Analyzed* | *Dil Fac* |
|---|---|---|---|---|---|---|
| *Ba Carrier* | *83.9* | | *40 - 110* | *11/09/20 13:44* | *12/28/20 19:10* | *1* |

### Method: 9320 - Radium-228 (GFPC)

| Analyte | Result | Qualifier | Count Uncert. (2σ+/-) | Total Uncert. (2σ+/-) | RL | MDC | Unit | Prepared | Analyzed | Dil Fac |
|---|---|---|---|---|---|---|---|---|---|---|
| **Radium-228** | **0.497** | | 0.312 | 0.316 | 1.00 | 0.475 | pCi/L | 11/10/20 07:27 | 12/28/20 13:48 | 1 |

| *Carrier* | *%Yield* | *Qualifier* | *Limits* | *Prepared* | *Analyzed* | *Dil Fac* |
|---|---|---|---|---|---|---|
| *Ba Carrier* | *83.9* | | *40 - 110* | *11/10/20 07:27* | *12/28/20 13:48* | *1* |
| *Y Carrier* | *106* | | *40 - 110* | *11/10/20 07:27* | *12/28/20 13:48* | *1* |

### Method: Ra226_Ra228 - Combined Radium-226 and Radium-228

| Analyte | Result | Qualifier | Count Uncert. (2σ+/-) | Total Uncert. (2σ+/-) | RL | MDC | Unit | Prepared | Analyzed | Dil Fac |
|---|---|---|---|---|---|---|---|---|---|---|
| Combined Radium 226 + 228 | 0.434 | U | 0.372 | 0.376 | 5.00 | 0.475 | pCi/L | | 01/05/21 15:23 | 1 |

## Client Sample ID: BA 19111 MW-33H

**Date Collected: 10/14/20 13:40**
**Date Received: 10/29/20 12:00**

## Lab Sample ID: 400-195100-54

**Matrix: Water**

### Method: 9315 - Radium-226 (GFPC)

| Analyte | Result | Qualifier | Count Uncert. (2σ+/-) | Total Uncert. (2σ+/-) | RL | MDC | Unit | Prepared | Analyzed | Dil Fac |
|---|---|---|---|---|---|---|---|---|---|---|
| Radium-226 | 0.106 | U | 0.214 | 0.214 | 1.00 | 0.387 | pCi/L | 11/09/20 13:44 | 12/28/20 19:07 | 1 |

| *Carrier* | *%Yield* | *Qualifier* | *Limits* | *Prepared* | *Analyzed* | *Dil Fac* |
|---|---|---|---|---|---|---|
| *Ba Carrier* | *88.2* | | *40 - 110* | *11/09/20 13:44* | *12/28/20 19:07* | *1* |

### Method: 9320 - Radium-228 (GFPC)

| Analyte | Result | Qualifier | Count Uncert. (2σ+/-) | Total Uncert. (2σ+/-) | RL | MDC | Unit | Prepared | Analyzed | Dil Fac |
|---|---|---|---|---|---|---|---|---|---|---|
| Radium-228 | -0.0716 | U | 0.287 | 0.288 | 1.00 | 0.527 | pCi/L | 11/10/20 07:27 | 12/28/20 13:49 | 1 |

| *Carrier* | *%Yield* | *Qualifier* | *Limits* | *Prepared* | *Analyzed* | *Dil Fac* |
|---|---|---|---|---|---|---|
| *Ba Carrier* | *88.2* | | *40 - 110* | *11/10/20 07:27* | *12/28/20 13:49* | *1* |
| *Y Carrier* | *101* | | *40 - 110* | *11/10/20 07:27* | *12/28/20 13:49* | *1* |

### Method: Ra226_Ra228 - Combined Radium-226 and Radium-228

| Analyte | Result | Qualifier | Count Uncert. (2σ+/-) | Total Uncert. (2σ+/-) | RL | MDC | Unit | Prepared | Analyzed | Dil Fac |
|---|---|---|---|---|---|---|---|---|---|---|
| Combined Radium 226 + 228 | 0.0343 | U | 0.358 | 0.359 | 5.00 | 0.527 | pCi/L | | 01/05/21 15:23 | 1 |

## Client Sample ID: BA 19112 EB-1

**Date Collected: 10/14/20 14:45**
**Date Received: 10/29/20 12:00**

## Lab Sample ID: 400-195100-55

**Matrix: Water**

### Method: 9315 - Radium-226 (GFPC)

| Analyte | Result | Qualifier | Count Uncert. (2σ+/-) | Total Uncert. (2σ+/-) | RL | MDC | Unit | Prepared | Analyzed | Dil Fac |
|---|---|---|---|---|---|---|---|---|---|---|
| Radium-226 | 0.150 | U | 0.218 | 0.218 | 1.00 | 0.372 | pCi/L | 11/09/20 13:44 | 12/28/20 19:07 | 1 |

| *Carrier* | *%Yield* | *Qualifier* | *Limits* | *Prepared* | *Analyzed* | *Dil Fac* |
|---|---|---|---|---|---|---|
| *Ba Carrier* | *90.0* | | *40 - 110* | *11/09/20 13:44* | *12/28/20 19:07* | *1* |

### Method: 9320 - Radium-228 (GFPC)

| Analyte | Result | Qualifier | Count Uncert. (2σ+/-) | Total Uncert. (2σ+/-) | RL | MDC | Unit | Prepared | Analyzed | Dil Fac |
|---|---|---|---|---|---|---|---|---|---|---|
| Radium-228 | 0.290 | U | 0.293 | 0.294 | 1.00 | 0.476 | pCi/L | 11/10/20 07:27 | 12/28/20 13:49 | 1 |

| *Carrier* | *%Yield* | *Qualifier* | *Limits* | *Prepared* | *Analyzed* | *Dil Fac* |
|---|---|---|---|---|---|---|
| *Ba Carrier* | *90.0* | | *40 - 110* | *11/10/20 07:27* | *12/28/20 13:49* | *1* |
| *Y Carrier* | *102* | | *40 - 110* | *11/10/20 07:27* | *12/28/20 13:49* | *1* |

### Method: Ra226_Ra228 - Combined Radium-226 and Radium-228

| Analyte | Result | Qualifier | Count Uncert. (2σ+/-) | Total Uncert. (2σ+/-) | RL | MDC | Unit | Prepared | Analyzed | Dil Fac |
|---|---|---|---|---|---|---|---|---|---|---|
| Combined Radium 226 + 228 | 0.440 | U | 0.365 | 0.366 | 5.00 | 0.476 | pCi/L | | 01/05/21 15:23 | 1 |

## Client Sample ID: BA 19113 MW-32H

**Date Collected: 10/15/20 10:00**
**Date Received: 10/29/20 12:00**

## Lab Sample ID: 400-195100-56

**Matrix: Water**

### Method: 9315 - Radium-226 (GFPC)

| Analyte | Result | Qualifier | Count Uncert. (2σ+/-) | Total Uncert. (2σ+/-) | RL | MDC | Unit | Prepared | Analyzed | Dil Fac |
|---|---|---|---|---|---|---|---|---|---|---|
| **Radium-226** | **0.479** | | 0.293 | 0.296 | 1.00 | 0.377 | pCi/L | 11/09/20 13:44 | 12/28/20 19:09 | 1 |

| *Carrier* | *%Yield* | *Qualifier* | *Limits* | *Prepared* | *Analyzed* | *Dil Fac* |
|---|---|---|---|---|---|---|
| *Ba Carrier* | *93.0* | | *40 - 110* | *11/09/20 13:44* | *12/28/20 19:09* | *1* |

### Method: 9320 - Radium-228 (GFPC)

| Analyte | Result | Qualifier | Count Uncert. (2σ+/-) | Total Uncert. (2σ+/-) | RL | MDC | Unit | Prepared | Analyzed | Dil Fac |
|---|---|---|---|---|---|---|---|---|---|---|
| Radium-228 | 0.347 | U | 0.287 | 0.288 | 1.00 | 0.455 | pCi/L | 11/10/20 07:27 | 12/28/20 13:49 | 1 |

| *Carrier* | *%Yield* | *Qualifier* | *Limits* | *Prepared* | *Analyzed* | *Dil Fac* |
|---|---|---|---|---|---|---|
| *Ba Carrier* | *93.0* | | *40 - 110* | *11/10/20 07:27* | *12/28/20 13:49* | *1* |
| *Y Carrier* | *103* | | *40 - 110* | *11/10/20 07:27* | *12/28/20 13:49* | *1* |

### Method: Ra226_Ra228 - Combined Radium-226 and Radium-228

| Analyte | Result | Qualifier | Count Uncert. (2σ+/-) | Total Uncert. (2σ+/-) | RL | MDC | Unit | Prepared | Analyzed | Dil Fac |
|---|---|---|---|---|---|---|---|---|---|---|
| **Combined Radium 226 + 228** | **0.826** | | 0.410 | 0.413 | 5.00 | 0.455 | pCi/L | | 01/05/21 15:23 | 1 |

# Definitions/Glossary

Client: Alabama Power General Test Laboratory
Project/Site: CCR Plant Miller

Job ID: 400-195100-1
SDG: Miller Ash Pond 1304

## Qualifiers

### Rad

| Qualifier | Qualifier Description |
|---|---|
| * | LCS or LCSD is outside acceptance limits. |
| * | RPD of the LCS and LCSD exceeds the control limits |
| U | Result is less than the sample detection limit. |
| X | Carrier is outside acceptance limits. |

## Glossary

| Abbreviation | These commonly used abbreviations may or may not be present in this report. |
|---|---|
| ¤ | Listed under the "D" column to designate that the result is reported on a dry weight basis |
| %R | Percent Recovery |
| CFL | Contains Free Liquid |
| CFU | Colony Forming Unit |
| CNF | Contains No Free Liquid |
| DER | Duplicate Error Ratio (normalized absolute difference) |
| Dil Fac | Dilution Factor |
| DL | Detection Limit (DoD/DOE) |
| DL, RA, RE, IN | Indicates a Dilution, Re-analysis, Re-extraction, or additional Initial metals/anion analysis of the sample |
| DLC | Decision Level Concentration (Radiochemistry) |
| EDL | Estimated Detection Limit (Dioxin) |
| LOD | Limit of Detection (DoD/DOE) |
| LOQ | Limit of Quantitation (DoD/DOE) |
| MCL | EPA recommended "Maximum Contaminant Level" |
| MDA | Minimum Detectable Activity (Radiochemistry) |
| MDC | Minimum Detectable Concentration (Radiochemistry) |
| MDL | Method Detection Limit |
| ML | Minimum Level (Dioxin) |
| MPN | Most Probable Number |
| MQL | Method Quantitation Limit |
| NC | Not Calculated |
| ND | Not Detected at the reporting limit (or MDL or EDL if shown) |
| NEG | Negative / Absent |
| POS | Positive / Present |
| PQL | Practical Quantitation Limit |
| PRES | Presumptive |
| QC | Quality Control |
| RER | Relative Error Ratio (Radiochemistry) |
| RL | Reporting Limit or Requested Limit (Radiochemistry) |
| RPD | Relative Percent Difference, a measure of the relative difference between two points |
| TEF | Toxicity Equivalent Factor (Dioxin) |
| TEQ | Toxicity Equivalent Quotient (Dioxin) |
| TNTC | Too Numerous To Count |

# Lab Chronicle

Client: Alabama Power General Test Laboratory
Project/Site: CCR Plant Miller

Job ID: 400-195100-1
SDG: Miller Ash Pond 1304

## Client Sample ID: BA 19022 MW-19HA
**Date Collected: 10/14/20 14:22**
**Date Received: 10/29/20 12:00**

## Lab Sample ID: 400-195100-1
**Matrix: Water**

| Prep Type | Batch Type | Batch Method | Run | Dilution Factor | Batch Number | Prepared or Analyzed | Analyst | Lab |
|---|---|---|---|---|---|---|---|---|
| Total/NA | Prep | PrecSep-21 | | | 488436 | 11/06/20 05:48 | AVB | TAL SL |
| Total/NA | Analysis | 9315 | | 1 | 493001 | 12/24/20 13:02 | FLC | TAL SL |
| Total/NA | Prep | PrecSep_0 | | | 488437 | 11/06/20 06:25 | AVB | TAL SL |
| Total/NA | Analysis | 9320 | | 1 | 493001 | 12/24/20 08:08 | FLC | TAL SL |
| Total/NA | Analysis | Ra226_Ra228 | | 1 | 493209 | 12/28/20 22:14 | GRW | TAL SL |

## Client Sample ID: BA 19023 FB-3
**Date Collected: 10/14/20 14:30**
**Date Received: 10/29/20 12:00**

## Lab Sample ID: 400-195100-2
**Matrix: Water**

| Prep Type | Batch Type | Batch Method | Run | Dilution Factor | Batch Number | Prepared or Analyzed | Analyst | Lab |
|---|---|---|---|---|---|---|---|---|
| Total/NA | Prep | PrecSep-21 | | | 488436 | 11/06/20 05:48 | AVB | TAL SL |
| Total/NA | Analysis | 9315 | | 1 | 493001 | 12/24/20 15:21 | FLC | TAL SL |
| Total/NA | Prep | PrecSep_0 | | | 488437 | 11/06/20 06:25 | AVB | TAL SL |
| Total/NA | Analysis | 9320 | | 1 | 493001 | 12/24/20 08:08 | FLC | TAL SL |
| Total/NA | Analysis | Ra226_Ra228 | | 1 | 493209 | 12/28/20 22:14 | GRW | TAL SL |

## Client Sample ID: BA 19528 MW-34H
**Date Collected: 10/21/20 11:09**
**Date Received: 10/29/20 12:00**

## Lab Sample ID: 400-195100-3
**Matrix: Water**

| Prep Type | Batch Type | Batch Method | Run | Dilution Factor | Batch Number | Prepared or Analyzed | Analyst | Lab |
|---|---|---|---|---|---|---|---|---|
| Total/NA | Prep | PrecSep-21 | | | 488436 | 11/06/20 05:48 | AVB | TAL SL |
| Total/NA | Analysis | 9315 | | 1 | 493001 | 12/24/20 15:21 | FLC | TAL SL |
| Total/NA | Prep | PrecSep_0 | | | 488437 | 11/06/20 06:25 | AVB | TAL SL |
| Total/NA | Analysis | 9320 | | 1 | 493001 | 12/24/20 08:08 | FLC | TAL SL |
| Total/NA | Analysis | Ra226_Ra228 | | 1 | 493209 | 12/28/20 22:14 | GRW | TAL SL |

## Client Sample ID: BA 19529 MW-2
**Date Collected: 10/21/20 13:02**
**Date Received: 10/29/20 12:00**

## Lab Sample ID: 400-195100-4
**Matrix: Water**

| Prep Type | Batch Type | Batch Method | Run | Dilution Factor | Batch Number | Prepared or Analyzed | Analyst | Lab |
|---|---|---|---|---|---|---|---|---|
| Total/NA | Prep | PrecSep-21 | | | 488436 | 11/06/20 05:48 | AVB | TAL SL |
| Total/NA | Analysis | 9315 | | 1 | 493001 | 12/24/20 15:21 | FLC | TAL SL |
| Total/NA | Prep | PrecSep_0 | | | 488437 | 11/06/20 06:25 | AVB | TAL SL |
| Total/NA | Analysis | 9320 | | 1 | 493001 | 12/24/20 08:08 | FLC | TAL SL |
| Total/NA | Analysis | Ra226_Ra228 | | 1 | 493209 | 12/28/20 22:14 | GRW | TAL SL |

# Lab Chronicle

Client: Alabama Power General Test Laboratory
Project/Site: CCR Plant Miller

Job ID: 400-195100-1
SDG: Miller Ash Pond 1304

## Client Sample ID: BA 19517 MW-20HS
**Date Collected: 10/19/20 11:50**
**Date Received: 10/29/20 12:00**

## Lab Sample ID: 400-195100-5
**Matrix: Water**

| Prep Type | Batch Type | Batch Method | Run | Dilution Factor | Batch Number | Prepared or Analyzed | Analyst | Lab |
|---|---|---|---|---|---|---|---|---|
| Total/NA | Prep | PrecSep-21 | | | 488436 | 11/06/20 05:48 | AVB | TAL SL |
| Total/NA | Analysis | 9315 | | 1 | 492984 | 12/24/20 15:24 | SCB | TAL SL |
| Total/NA | Prep | PrecSep_0 | | | 488437 | 11/06/20 06:25 | AVB | TAL SL |
| Total/NA | Analysis | 9320 | | 1 | 493001 | 12/24/20 08:08 | FLC | TAL SL |
| Total/NA | Analysis | Ra226_Ra228 | | 1 | 493209 | 12/28/20 22:14 | GRW | TAL SL |

## Client Sample ID: BA 19518 MW-20HS DUP
**Date Collected: 10/19/20 11:50**
**Date Received: 10/29/20 12:00**

## Lab Sample ID: 400-195100-6
**Matrix: Water**

| Prep Type | Batch Type | Batch Method | Run | Dilution Factor | Batch Number | Prepared or Analyzed | Analyst | Lab |
|---|---|---|---|---|---|---|---|---|
| Total/NA | Prep | PrecSep-21 | | | 488436 | 11/06/20 05:48 | AVB | TAL SL |
| Total/NA | Analysis | 9315 | | 1 | 492984 | 12/24/20 15:24 | SCB | TAL SL |
| Total/NA | Prep | PrecSep_0 | | | 488437 | 11/06/20 06:25 | AVB | TAL SL |
| Total/NA | Analysis | 9320 | | 1 | 493001 | 12/24/20 08:08 | FLC | TAL SL |
| Total/NA | Analysis | Ra226_Ra228 | | 1 | 493209 | 12/28/20 22:14 | GRW | TAL SL |

## Client Sample ID: BA 19519 MW-20H
**Date Collected: 10/19/20 13:13**
**Date Received: 10/29/20 12:00**

## Lab Sample ID: 400-195100-7
**Matrix: Water**

| Prep Type | Batch Type | Batch Method | Run | Dilution Factor | Batch Number | Prepared or Analyzed | Analyst | Lab |
|---|---|---|---|---|---|---|---|---|
| Total/NA | Prep | PrecSep-21 | | | 488436 | 11/06/20 05:48 | AVB | TAL SL |
| Total/NA | Analysis | 9315 | | 1 | 492984 | 12/24/20 15:24 | SCB | TAL SL |
| Total/NA | Prep | PrecSep_0 | | | 488437 | 11/06/20 06:25 | AVB | TAL SL |
| Total/NA | Analysis | 9320 | | 1 | 493001 | 12/24/20 08:09 | FLC | TAL SL |
| Total/NA | Analysis | Ra226_Ra228 | | 1 | 493209 | 12/28/20 22:14 | GRW | TAL SL |

## Client Sample ID: BA 19520 MW-6V
**Date Collected: 10/19/20 15:15**
**Date Received: 10/29/20 12:00**

## Lab Sample ID: 400-195100-8
**Matrix: Water**

| Prep Type | Batch Type | Batch Method | Run | Dilution Factor | Batch Number | Prepared or Analyzed | Analyst | Lab |
|---|---|---|---|---|---|---|---|---|
| Total/NA | Prep | PrecSep-21 | | | 488436 | 11/06/20 05:48 | AVB | TAL SL |
| Total/NA | Analysis | 9315 | | 1 | 492984 | 12/24/20 15:25 | SCB | TAL SL |
| Total/NA | Prep | PrecSep_0 | | | 488437 | 11/06/20 06:25 | AVB | TAL SL |
| Total/NA | Analysis | 9320 | | 1 | 492984 | 12/24/20 08:10 | SCB | TAL SL |
| Total/NA | Analysis | Ra226_Ra228 | | 1 | 493209 | 12/28/20 22:14 | GRW | TAL SL |

# Lab Chronicle

Client: Alabama Power General Test Laboratory
Project/Site: CCR Plant Miller

Job ID: 400-195100-1
SDG: Miller Ash Pond 1304

## Client Sample ID: BA 19521 MW-7SR
**Date Collected: 10/20/20 09:55**
**Date Received: 10/29/20 12:00**

## Lab Sample ID: 400-195100-9
**Matrix: Water**

| Prep Type | Batch Type | Batch Method | Run | Dilution Factor | Batch Number | Prepared or Analyzed | Analyst | Lab |
|---|---|---|---|---|---|---|---|---|
| Total/NA | Prep | PrecSep-21 | | | 488436 | 11/06/20 05:48 | AVB | TAL SL |
| Total/NA | Analysis | 9315 | | 1 | 492984 | 12/24/20 15:24 | SCB | TAL SL |
| Total/NA | Prep | PrecSep_0 | | | 488437 | 11/06/20 06:25 | AVB | TAL SL |
| Total/NA | Analysis | 9320 | | 1 | 492984 | 12/24/20 08:10 | SCB | TAL SL |
| Total/NA | Analysis | Ra226_Ra228 | | 1 | 493209 | 12/28/20 22:14 | GRW | TAL SL |

## Client Sample ID: BA 19522 MW-7DR
**Date Collected: 10/20/20 11:20**
**Date Received: 10/29/20 12:00**

## Lab Sample ID: 400-195100-10
**Matrix: Water**

| Prep Type | Batch Type | Batch Method | Run | Dilution Factor | Batch Number | Prepared or Analyzed | Analyst | Lab |
|---|---|---|---|---|---|---|---|---|
| Total/NA | Prep | PrecSep-21 | | | 488436 | 11/06/20 05:48 | AVB | TAL SL |
| Total/NA | Analysis | 9315 | | 1 | 492984 | 12/24/20 17:15 | SCB | TAL SL |
| Total/NA | Prep | PrecSep_0 | | | 488437 | 11/06/20 06:25 | AVB | TAL SL |
| Total/NA | Analysis | 9320 | | 1 | 492984 | 12/24/20 08:10 | SCB | TAL SL |
| Total/NA | Analysis | Ra226_Ra228 | | 1 | 493209 | 12/28/20 22:14 | GRW | TAL SL |

## Client Sample ID: BA 19523 MW-6
**Date Collected: 10/20/20 12:50**
**Date Received: 10/29/20 12:00**

## Lab Sample ID: 400-195100-11
**Matrix: Water**

| Prep Type | Batch Type | Batch Method | Run | Dilution Factor | Batch Number | Prepared or Analyzed | Analyst | Lab |
|---|---|---|---|---|---|---|---|---|
| Total/NA | Prep | PrecSep-21 | | | 488436 | 11/06/20 05:48 | AVB | TAL SL |
| Total/NA | Analysis | 9315 | | 1 | 492984 | 12/24/20 17:16 | SCB | TAL SL |
| Total/NA | Prep | PrecSep_0 | | | 488437 | 11/06/20 06:25 | AVB | TAL SL |
| Total/NA | Analysis | 9320 | | 1 | 492984 | 12/24/20 08:11 | SCB | TAL SL |
| Total/NA | Analysis | Ra226_Ra228 | | 1 | 493209 | 12/28/20 22:14 | GRW | TAL SL |

## Client Sample ID: BA 19524 MW-22I
**Date Collected: 10/20/20 15:50**
**Date Received: 10/29/20 12:00**

## Lab Sample ID: 400-195100-12
**Matrix: Water**

| Prep Type | Batch Type | Batch Method | Run | Dilution Factor | Batch Number | Prepared or Analyzed | Analyst | Lab |
|---|---|---|---|---|---|---|---|---|
| Total/NA | Prep | PrecSep-21 | | | 488537 | 11/09/20 08:39 | AVB | TAL SL |
| Total/NA | Analysis | 9315 | | 1 | 492893 | 12/23/20 08:44 | FLC | TAL SL |
| Total/NA | Prep | PrecSep_0 | | | 488538 | 11/09/20 09:04 | AVB | TAL SL |
| Total/NA | Analysis | 9320 | | 1 | 492806 | 12/22/20 13:34 | TMS | TAL SL |
| Total/NA | Analysis | Ra226_Ra228 | | 1 | 494407 | 01/08/21 20:44 | GRW | TAL SL |

# Lab Chronicle

Client: Alabama Power General Test Laboratory
Project/Site: CCR Plant Miller

Job ID: 400-195100-1
SDG: Miller Ash Pond 1304

## Client Sample ID: BA 19525 PZ-5
**Date Collected: 10/21/20 11:05**
**Date Received: 10/29/20 12:00**

## Lab Sample ID: 400-195100-13
**Matrix: Water**

| Prep Type | Batch Type | Batch Method | Run | Dilution Factor | Batch Number | Prepared or Analyzed | Analyst | Lab |
|---|---|---|---|---|---|---|---|---|
| Total/NA | Prep | PrecSep-21 | | | 488537 | 11/09/20 08:39 | AVB | TAL SL |
| Total/NA | Analysis | 9315 | | 1 | 492893 | 12/23/20 08:45 | FLC | TAL SL |
| Total/NA | Prep | PrecSep_0 | | | 488538 | 11/09/20 09:04 | AVB | TAL SL |
| Total/NA | Analysis | 9320 | | 1 | 492806 | 12/22/20 13:35 | TMS | TAL SL |
| Total/NA | Analysis | Ra226_Ra228 | | 1 | 494407 | 01/08/21 20:44 | GRW | TAL SL |

## Client Sample ID: BA 19526 MW-5
**Date Collected: 10/21/20 12:25**
**Date Received: 10/29/20 12:00**

## Lab Sample ID: 400-195100-14
**Matrix: Water**

| Prep Type | Batch Type | Batch Method | Run | Dilution Factor | Batch Number | Prepared or Analyzed | Analyst | Lab |
|---|---|---|---|---|---|---|---|---|
| Total/NA | Prep | PrecSep-21 | | | 488537 | 11/09/20 08:39 | AVB | TAL SL |
| Total/NA | Analysis | 9315 | | 1 | 492893 | 12/23/20 08:45 | FLC | TAL SL |
| Total/NA | Prep | PrecSep_0 | | | 488538 | 11/09/20 09:04 | AVB | TAL SL |
| Total/NA | Analysis | 9320 | | 1 | 492806 | 12/22/20 13:35 | TMS | TAL SL |
| Total/NA | Analysis | Ra226_Ra228 | | 1 | 494407 | 01/08/21 20:44 | GRW | TAL SL |

## Client Sample ID: BA 19527 FB-2
**Date Collected: 10/21/20 12:45**
**Date Received: 10/29/20 12:00**

## Lab Sample ID: 400-195100-15
**Matrix: Water**

| Prep Type | Batch Type | Batch Method | Run | Dilution Factor | Batch Number | Prepared or Analyzed | Analyst | Lab |
|---|---|---|---|---|---|---|---|---|
| Total/NA | Prep | PrecSep-21 | | | 488537 | 11/09/20 08:39 | AVB | TAL SL |
| Total/NA | Analysis | 9315 | | 1 | 492893 | 12/23/20 08:45 | FLC | TAL SL |
| Total/NA | Prep | PrecSep_0 | | | 488538 | 11/09/20 09:04 | AVB | TAL SL |
| Total/NA | Analysis | 9320 | | 1 | 492806 | 12/22/20 13:36 | TMS | TAL SL |
| Total/NA | Analysis | Ra226_Ra228 | | 1 | 494407 | 01/08/21 20:44 | GRW | TAL SL |

## Client Sample ID: BA 19092 MW-35H
**Date Collected: 10/13/20 08:50**
**Date Received: 10/29/20 12:00**

## Lab Sample ID: 400-195100-16
**Matrix: Water**

| Prep Type | Batch Type | Batch Method | Run | Dilution Factor | Batch Number | Prepared or Analyzed | Analyst | Lab |
|---|---|---|---|---|---|---|---|---|
| Total/NA | Prep | PrecSep-21 | | | 488537 | 11/09/20 08:39 | AVB | TAL SL |
| Total/NA | Analysis | 9315 | | 1 | 492893 | 12/23/20 08:45 | FLC | TAL SL |
| Total/NA | Prep | PrecSep_0 | | | 488538 | 11/09/20 09:04 | AVB | TAL SL |
| Total/NA | Analysis | 9320 | | 1 | 492806 | 12/22/20 13:36 | TMS | TAL SL |
| Total/NA | Analysis | Ra226_Ra228 | | 1 | 494407 | 01/08/21 20:44 | GRW | TAL SL |

# Lab Chronicle

Client: Alabama Power General Test Laboratory
Project/Site: CCR Plant Miller

Job ID: 400-195100-1
SDG: Miller Ash Pond 1304

## Client Sample ID: BA 19093 MW-35H DUP
**Date Collected: 10/13/20 08:50**
**Date Received: 10/29/20 12:00**

## Lab Sample ID: 400-195100-17
**Matrix: Water**

| Prep Type | Batch Type | Batch Method | Run | Dilution Factor | Batch Number | Prepared or Analyzed | Analyst | Lab |
|---|---|---|---|---|---|---|---|---|
| Total/NA | Prep | PrecSep-21 | | | 488537 | 11/09/20 08:39 | AVB | TAL SL |
| Total/NA | Analysis | 9315 | | 1 | 492893 | 12/23/20 10:28 | FLC | TAL SL |
| Total/NA | Prep | PrecSep_0 | | | 488538 | 11/09/20 09:04 | AVB | TAL SL |
| Total/NA | Analysis | 9320 | | 1 | 492806 | 12/22/20 13:37 | TMS | TAL SL |
| Total/NA | Analysis | Ra226_Ra228 | | 1 | 494407 | 01/08/21 20:44 | GRW | TAL SL |

## Client Sample ID: BA 19094 MW-17H
**Date Collected: 10/13/20 10:01**
**Date Received: 10/29/20 12:00**

## Lab Sample ID: 400-195100-18
**Matrix: Water**

| Prep Type | Batch Type | Batch Method | Run | Dilution Factor | Batch Number | Prepared or Analyzed | Analyst | Lab |
|---|---|---|---|---|---|---|---|---|
| Total/NA | Prep | PrecSep-21 | | | 488537 | 11/09/20 08:39 | AVB | TAL SL |
| Total/NA | Analysis | 9315 | | 1 | 492893 | 12/23/20 10:28 | FLC | TAL SL |
| Total/NA | Prep | PrecSep_0 | | | 488538 | 11/09/20 09:04 | AVB | TAL SL |
| Total/NA | Analysis | 9320 | | 1 | 492788 | 12/22/20 13:49 | SCB | TAL SL |
| Total/NA | Analysis | Ra226_Ra228 | | 1 | 494407 | 01/08/21 20:44 | GRW | TAL SL |

## Client Sample ID: BA 19095 MW-18H
**Date Collected: 10/13/20 11:30**
**Date Received: 10/29/20 12:00**

## Lab Sample ID: 400-195100-19
**Matrix: Water**

| Prep Type | Batch Type | Batch Method | Run | Dilution Factor | Batch Number | Prepared or Analyzed | Analyst | Lab |
|---|---|---|---|---|---|---|---|---|
| Total/NA | Prep | PrecSep-21 | | | 488537 | 11/09/20 08:39 | AVB | TAL SL |
| Total/NA | Analysis | 9315 | | 1 | 492893 | 12/23/20 10:28 | FLC | TAL SL |
| Total/NA | Prep | PrecSep_0 | | | 488538 | 11/09/20 09:04 | AVB | TAL SL |
| Total/NA | Analysis | 9320 | | 1 | 492788 | 12/22/20 13:49 | SCB | TAL SL |
| Total/NA | Analysis | Ra226_Ra228 | | 1 | 494407 | 01/08/21 20:44 | GRW | TAL SL |

## Client Sample ID: BA 19096 FB-1
**Date Collected: 10/13/20 13:55**
**Date Received: 10/29/20 12:00**

## Lab Sample ID: 400-195100-20
**Matrix: Water**

| Prep Type | Batch Type | Batch Method | Run | Dilution Factor | Batch Number | Prepared or Analyzed | Analyst | Lab |
|---|---|---|---|---|---|---|---|---|
| Total/NA | Prep | PrecSep-21 | | | 488537 | 11/09/20 08:39 | AVB | TAL SL |
| Total/NA | Analysis | 9315 | | 1 | 492893 | 12/23/20 10:28 | FLC | TAL SL |
| Total/NA | Prep | PrecSep_0 | | | 488538 | 11/09/20 09:04 | AVB | TAL SL |
| Total/NA | Analysis | 9320 | | 1 | 492788 | 12/22/20 13:49 | SCB | TAL SL |
| Total/NA | Analysis | Ra226_Ra228 | | 1 | 494407 | 01/08/21 20:44 | GRW | TAL SL |

# Lab Chronicle

Client: Alabama Power General Test Laboratory
Project/Site: CCR Plant Miller

Job ID: 400-195100-1
SDG: Miller Ash Pond 1304

## Client Sample ID: BA 19097 MW-21
**Date Collected: 10/13/20 14:07**
**Date Received: 10/29/20 12:00**

## Lab Sample ID: 400-195100-21
**Matrix: Water**

| Prep Type | Batch Type | Batch Method | Run | Dilution Factor | Batch Number | Prepared or Analyzed | Analyst | Lab |
|---|---|---|---|---|---|---|---|---|
| Total/NA | Prep | PrecSep-21 | | | 488537 | 11/09/20 08:39 | AVB | TAL SL |
| Total/NA | Analysis | 9315 | | 1 | 492893 | 12/23/20 10:28 | FLC | TAL SL |
| Total/NA | Prep | PrecSep_0 | | | 488538 | 11/09/20 09:04 | AVB | TAL SL |
| Total/NA | Analysis | 9320 | | 1 | 492788 | 12/22/20 13:49 | SCB | TAL SL |
| Total/NA | Analysis | Ra226_Ra228 | | 1 | 494407 | 01/08/21 20:44 | GRW | TAL SL |

## Client Sample ID: BA 19098 MW-22S
**Date Collected: 10/14/20 09:05**
**Date Received: 10/29/20 12:00**

## Lab Sample ID: 400-195100-22
**Matrix: Water**

| Prep Type | Batch Type | Batch Method | Run | Dilution Factor | Batch Number | Prepared or Analyzed | Analyst | Lab |
|---|---|---|---|---|---|---|---|---|
| Total/NA | Prep | PrecSep-21 | | | 488537 | 11/09/20 08:39 | AVB | TAL SL |
| Total/NA | Analysis | 9315 | | 1 | 492893 | 12/23/20 10:29 | FLC | TAL SL |
| Total/NA | Prep | PrecSep_0 | | | 488538 | 11/09/20 09:04 | AVB | TAL SL |
| Total/NA | Analysis | 9320 | | 1 | 492788 | 12/22/20 13:49 | SCB | TAL SL |
| Total/NA | Analysis | Ra226_Ra228 | | 1 | 494407 | 01/08/21 20:44 | GRW | TAL SL |

## Client Sample ID: BA 19099 MW-23A
**Date Collected: 10/14/20 11:54**
**Date Received: 10/29/20 12:00**

## Lab Sample ID: 400-195100-23
**Matrix: Water**

| Prep Type | Batch Type | Batch Method | Run | Dilution Factor | Batch Number | Prepared or Analyzed | Analyst | Lab |
|---|---|---|---|---|---|---|---|---|
| Total/NA | Prep | PrecSep-21 | | | 488537 | 11/09/20 08:39 | AVB | TAL SL |
| Total/NA | Analysis | 9315 | | 1 | 492889 | 12/23/20 12:10 | FLC | TAL SL |
| Total/NA | Prep | PrecSep_0 | | | 488538 | 11/09/20 09:04 | AVB | TAL SL |
| Total/NA | Analysis | 9320 | | 1 | 492788 | 12/22/20 13:50 | SCB | TAL SL |
| Total/NA | Analysis | Ra226_Ra228 | | 1 | 494407 | 01/08/21 20:44 | GRW | TAL SL |

## Client Sample ID: BA 19100 MW-23
**Date Collected: 10/14/20 14:16**
**Date Received: 10/29/20 12:00**

## Lab Sample ID: 400-195100-24
**Matrix: Water**

| Prep Type | Batch Type | Batch Method | Run | Dilution Factor | Batch Number | Prepared or Analyzed | Analyst | Lab |
|---|---|---|---|---|---|---|---|---|
| Total/NA | Prep | PrecSep-21 | | | 488537 | 11/09/20 08:39 | AVB | TAL SL |
| Total/NA | Analysis | 9315 | | 1 | 492889 | 12/23/20 12:10 | FLC | TAL SL |
| Total/NA | Prep | PrecSep_0 | | | 488538 | 11/09/20 09:04 | AVB | TAL SL |
| Total/NA | Analysis | 9320 | | 1 | 492788 | 12/22/20 13:50 | SCB | TAL SL |
| Total/NA | Analysis | Ra226_Ra228 | | 1 | 494407 | 01/08/21 20:44 | GRW | TAL SL |

# Lab Chronicle

Client: Alabama Power General Test Laboratory
Project/Site: CCR Plant Miller

Job ID: 400-195100-1
SDG: Miller Ash Pond 1304

## Client Sample ID: BA 19101 MW-9DR
**Date Collected: 10/15/20 09:04**
**Date Received: 10/29/20 12:00**

## Lab Sample ID: 400-195100-25
**Matrix: Water**

| Prep Type | Batch Type | Batch Method | Run | Dilution Factor | Batch Number | Prepared or Analyzed | Analyst | Lab |
|---|---|---|---|---|---|---|---|---|
| Total/NA | Prep | PrecSep-21 | | | 488537 | 11/09/20 08:39 | AVB | TAL SL |
| Total/NA | Analysis | 9315 | | 1 | 492889 | 12/23/20 12:10 | FLC | TAL SL |
| Total/NA | Prep | PrecSep_0 | | | 488538 | 11/09/20 09:04 | AVB | TAL SL |
| Total/NA | Analysis | 9320 | | 1 | 492788 | 12/22/20 13:50 | SCB | TAL SL |
| Total/NA | Analysis | Ra226_Ra228 | | 1 | 494407 | 01/08/21 20:44 | GRW | TAL SL |

## Client Sample ID: BA 19102 MW-9SR
**Date Collected: 10/15/20 10:14**
**Date Received: 10/29/20 12:00**

## Lab Sample ID: 400-195100-26
**Matrix: Water**

| Prep Type | Batch Type | Batch Method | Run | Dilution Factor | Batch Number | Prepared or Analyzed | Analyst | Lab |
|---|---|---|---|---|---|---|---|---|
| Total/NA | Prep | PrecSep-21 | | | 488537 | 11/09/20 08:39 | AVB | TAL SL |
| Total/NA | Analysis | 9315 | | 1 | 492889 | 12/23/20 12:10 | FLC | TAL SL |
| Total/NA | Prep | PrecSep_0 | | | 488538 | 11/09/20 09:04 | AVB | TAL SL |
| Total/NA | Analysis | 9320 | | 1 | 492788 | 12/22/20 13:50 | SCB | TAL SL |
| Total/NA | Analysis | Ra226_Ra228 | | 1 | 494407 | 01/08/21 20:44 | GRW | TAL SL |

## Client Sample ID: BA 19756 MW-22D
**Date Collected: 10/26/20 13:30**
**Date Received: 10/29/20 12:00**

## Lab Sample ID: 400-195100-27
**Matrix: Water**

| Prep Type | Batch Type | Batch Method | Run | Dilution Factor | Batch Number | Prepared or Analyzed | Analyst | Lab |
|---|---|---|---|---|---|---|---|---|
| Total/NA | Prep | PrecSep-21 | | | 488537 | 11/09/20 08:39 | AVB | TAL SL |
| Total/NA | Analysis | 9315 | | 1 | 492889 | 12/23/20 12:10 | FLC | TAL SL |
| Total/NA | Prep | PrecSep_0 | | | 488538 | 11/09/20 09:04 | AVB | TAL SL |
| Total/NA | Analysis | 9320 | | 1 | 492788 | 12/22/20 13:50 | SCB | TAL SL |
| Total/NA | Analysis | Ra226_Ra228 | | 1 | 494407 | 01/08/21 20:44 | GRW | TAL SL |

## Client Sample ID: BA 19757 MW-31H
**Date Collected: 10/27/20 11:10**
**Date Received: 10/29/20 12:00**

## Lab Sample ID: 400-195100-28
**Matrix: Water**

| Prep Type | Batch Type | Batch Method | Run | Dilution Factor | Batch Number | Prepared or Analyzed | Analyst | Lab |
|---|---|---|---|---|---|---|---|---|
| Total/NA | Prep | PrecSep-21 | | | 488537 | 11/09/20 08:39 | AVB | TAL SL |
| Total/NA | Analysis | 9315 | | 1 | 492889 | 12/23/20 12:11 | FLC | TAL SL |
| Total/NA | Prep | PrecSep_0 | | | 488538 | 11/09/20 09:04 | AVB | TAL SL |
| Total/NA | Analysis | 9320 | | 1 | 492788 | 12/22/20 13:51 | SCB | TAL SL |
| Total/NA | Analysis | Ra226_Ra228 | | 1 | 494407 | 01/08/21 20:44 | GRW | TAL SL |

# Lab Chronicle

Client: Alabama Power General Test Laboratory
Project/Site: CCR Plant Miller

Job ID: 400-195100-1
SDG: Miller Ash Pond 1304

## Client Sample ID: BA 19754 MW-27HR
**Date Collected: 10/26/20 13:33**
**Date Received: 10/29/20 12:00**

## Lab Sample ID: 400-195100-29
**Matrix: Water**

| Prep Type | Batch Type | Batch Method | Run | Dilution Factor | Batch Number | Prepared or Analyzed | Analyst | Lab |
|---|---|---|---|---|---|---|---|---|
| Total/NA | Prep | PrecSep-21 | | | 488537 | 11/09/20 08:39 | AVB | TAL SL |
| Total/NA | Analysis | 9315 | | 1 | 492889 | 12/23/20 12:11 | FLC | TAL SL |
| Total/NA | Prep | PrecSep_0 | | | 488538 | 11/09/20 09:04 | AVB | TAL SL |
| Total/NA | Analysis | 9320 | | 1 | 492788 | 12/22/20 13:51 | SCB | TAL SL |
| Total/NA | Analysis | Ra226_Ra228 | | 1 | 494407 | 01/08/21 20:44 | GRW | TAL SL |

## Client Sample ID: BA 19755 MW-36HR
**Date Collected: 10/27/20 11:17**
**Date Received: 10/29/20 12:00**

## Lab Sample ID: 400-195100-30
**Matrix: Water**

| Prep Type | Batch Type | Batch Method | Run | Dilution Factor | Batch Number | Prepared or Analyzed | Analyst | Lab |
|---|---|---|---|---|---|---|---|---|
| Total/NA | Prep | PrecSep-21 | | | 488546 | 11/09/20 09:59 | AVB | TAL SL |
| Total/NA | Analysis | 9315 | | 1 | 493174 | 12/28/20 18:01 | FLC | TAL SL |
| Total/NA | Prep | PrecSep_0 | | | 488549 | 11/09/20 10:20 | AVB | TAL SL |
| Total/NA | Analysis | 9320 | | 1 | 493174 | 12/28/20 13:49 | FLC | TAL SL |
| Total/NA | Analysis | Ra226_Ra228 | | 1 | 494408 | 01/08/21 20:46 | GRW | TAL SL |

## Client Sample ID: BA 19352 MW-37H
**Date Collected: 10/19/20 10:35**
**Date Received: 10/29/20 12:00**

## Lab Sample ID: 400-195100-31
**Matrix: Water**

| Prep Type | Batch Type | Batch Method | Run | Dilution Factor | Batch Number | Prepared or Analyzed | Analyst | Lab |
|---|---|---|---|---|---|---|---|---|
| Total/NA | Prep | PrecSep-21 | | | 488546 | 11/09/20 09:59 | AVB | TAL SL |
| Total/NA | Analysis | 9315 | | 1 | 493206 | 12/28/20 18:03 | FLC | TAL SL |
| Total/NA | Prep | PrecSep_0 | | | 488549 | 11/09/20 10:20 | AVB | TAL SL |
| Total/NA | Analysis | 9320 | | 1 | 493174 | 12/28/20 13:49 | FLC | TAL SL |
| Total/NA | Analysis | Ra226_Ra228 | | 1 | 494408 | 01/08/21 20:46 | GRW | TAL SL |

## Client Sample ID: BA 19353 MW-37H DUP
**Date Collected: 10/19/20 10:35**
**Date Received: 10/29/20 12:00**

## Lab Sample ID: 400-195100-32
**Matrix: Water**

| Prep Type | Batch Type | Batch Method | Run | Dilution Factor | Batch Number | Prepared or Analyzed | Analyst | Lab |
|---|---|---|---|---|---|---|---|---|
| Total/NA | Prep | PrecSep-21 | | | 488546 | 11/09/20 09:59 | AVB | TAL SL |
| Total/NA | Analysis | 9315 | | 1 | 493502 | 12/30/20 05:58 | FLC | TAL SL |
| Total/NA | Prep | PrecSep_0 | | | 488549 | 11/09/20 10:20 | AVB | TAL SL |
| Total/NA | Analysis | 9320 | | 1 | 493174 | 12/28/20 13:49 | FLC | TAL SL |
| Total/NA | Analysis | Ra226_Ra228 | | 1 | 494408 | 01/08/21 20:46 | GRW | TAL SL |

# Lab Chronicle

Client: Alabama Power General Test Laboratory
Project/Site: CCR Plant Miller

Job ID: 400-195100-1
SDG: Miller Ash Pond 1304

## Client Sample ID: BA 19354 MW-10
**Date Collected: 10/19/20 12:19**
**Date Received: 10/29/20 12:00**

## Lab Sample ID: 400-195100-33
**Matrix: Water**

| Prep Type | Batch Type | Batch Method | Run | Dilution Factor | Batch Number | Prepared or Analyzed | Analyst | Lab |
|---|---|---|---|---|---|---|---|---|
| Total/NA | Prep | PrecSep-21 | | | 488546 | 11/09/20 09:59 | AVB | TAL SL |
| Total/NA | Analysis | 9315 | | 1 | 493206 | 12/28/20 18:04 | FLC | TAL SL |
| Total/NA | Prep | PrecSep_0 | | | 488549 | 11/09/20 10:20 | AVB | TAL SL |
| Total/NA | Analysis | 9320 | | 1 | 493174 | 12/28/20 13:49 | FLC | TAL SL |
| Total/NA | Analysis | Ra226_Ra228 | | 1 | 494408 | 01/08/21 20:46 | GRW | TAL SL |

## Client Sample ID: BA 19355 MW-12
**Date Collected: 10/19/20 13:52**
**Date Received: 10/29/20 12:00**

## Lab Sample ID: 400-195100-34
**Matrix: Water**

| Prep Type | Batch Type | Batch Method | Run | Dilution Factor | Batch Number | Prepared or Analyzed | Analyst | Lab |
|---|---|---|---|---|---|---|---|---|
| Total/NA | Prep | PrecSep-21 | | | 488546 | 11/09/20 09:59 | AVB | TAL SL |
| Total/NA | Analysis | 9315 | | 1 | 493206 | 12/28/20 18:04 | FLC | TAL SL |
| Total/NA | Prep | PrecSep_0 | | | 488549 | 11/09/20 10:20 | AVB | TAL SL |
| Total/NA | Analysis | 9320 | | 1 | 493174 | 12/28/20 13:49 | FLC | TAL SL |
| Total/NA | Analysis | Ra226_Ra228 | | 1 | 494408 | 01/08/21 20:46 | GRW | TAL SL |

## Client Sample ID: BA 19356 MW-28H
**Date Collected: 10/19/20 15:47**
**Date Received: 10/29/20 12:00**

## Lab Sample ID: 400-195100-35
**Matrix: Water**

| Prep Type | Batch Type | Batch Method | Run | Dilution Factor | Batch Number | Prepared or Analyzed | Analyst | Lab |
|---|---|---|---|---|---|---|---|---|
| Total/NA | Prep | PrecSep-21 | | | 488546 | 11/09/20 09:59 | AVB | TAL SL |
| Total/NA | Analysis | 9315 | | 1 | 493206 | 12/28/20 18:04 | FLC | TAL SL |
| Total/NA | Prep | PrecSep_0 | | | 488549 | 11/09/20 10:20 | AVB | TAL SL |
| Total/NA | Analysis | 9320 | | 1 | 493174 | 12/28/20 13:50 | FLC | TAL SL |
| Total/NA | Analysis | Ra226_Ra228 | | 1 | 494408 | 01/08/21 20:46 | GRW | TAL SL |

## Client Sample ID: BA 19357 FB-4
**Date Collected: 10/19/20 16:20**
**Date Received: 10/29/20 12:00**

## Lab Sample ID: 400-195100-36
**Matrix: Water**

| Prep Type | Batch Type | Batch Method | Run | Dilution Factor | Batch Number | Prepared or Analyzed | Analyst | Lab |
|---|---|---|---|---|---|---|---|---|
| Total/NA | Prep | PrecSep-21 | | | 488546 | 11/09/20 09:59 | AVB | TAL SL |
| Total/NA | Analysis | 9315 | | 1 | 493502 | 12/30/20 05:58 | FLC | TAL SL |
| Total/NA | Prep | PrecSep_0 | | | 488549 | 11/09/20 10:20 | AVB | TAL SL |
| Total/NA | Analysis | 9320 | | 1 | 493174 | 12/28/20 13:50 | FLC | TAL SL |
| Total/NA | Analysis | Ra226_Ra228 | | 1 | 494408 | 01/08/21 20:46 | GRW | TAL SL |

# Lab Chronicle

Client: Alabama Power General Test Laboratory
Project/Site: CCR Plant Miller

Job ID: 400-195100-1
SDG: Miller Ash Pond 1304

## Client Sample ID: BA 19358 MW-14R
**Date Collected: 10/20/20 09:19**
**Date Received: 10/29/20 12:00**

## Lab Sample ID: 400-195100-37
**Matrix: Water**

| Prep Type | Batch Type | Batch Method | Run | Dilution Factor | Batch Number | Prepared or Analyzed | Analyst | Lab |
|---|---|---|---|---|---|---|---|---|
| Total/NA | Prep | PrecSep-21 | | | 488546 | 11/09/20 09:59 | AVB | TAL SL |
| Total/NA | Analysis | 9315 | | 1 | 493206 | 12/28/20 18:04 | FLC | TAL SL |
| Total/NA | Prep | PrecSep_0 | | | 488549 | 11/09/20 10:20 | AVB | TAL SL |
| Total/NA | Analysis | 9320 | | 1 | 493174 | 12/28/20 13:50 | FLC | TAL SL |
| Total/NA | Analysis | Ra226_Ra228 | | 1 | 494408 | 01/08/21 20:46 | GRW | TAL SL |

## Client Sample ID: BA 19359 MW-13SR
**Date Collected: 10/20/20 11:38**
**Date Received: 10/29/20 12:00**

## Lab Sample ID: 400-195100-38
**Matrix: Water**

| Prep Type | Batch Type | Batch Method | Run | Dilution Factor | Batch Number | Prepared or Analyzed | Analyst | Lab |
|---|---|---|---|---|---|---|---|---|
| Total/NA | Prep | PrecSep-21 | | | 488546 | 11/09/20 09:59 | AVB | TAL SL |
| Total/NA | Analysis | 9315 | | 1 | 493206 | 12/28/20 18:04 | FLC | TAL SL |
| Total/NA | Prep | PrecSep_0 | | | 488549 | 11/09/20 10:20 | AVB | TAL SL |
| Total/NA | Analysis | 9320 | | 1 | 493174 | 12/28/20 13:50 | FLC | TAL SL |
| Total/NA | Analysis | Ra226_Ra228 | | 1 | 494408 | 01/08/21 20:46 | GRW | TAL SL |

## Client Sample ID: BA 19360 MW-13DR
**Date Collected: 10/20/20 13:49**
**Date Received: 10/29/20 12:00**

## Lab Sample ID: 400-195100-39
**Matrix: Water**

| Prep Type | Batch Type | Batch Method | Run | Dilution Factor | Batch Number | Prepared or Analyzed | Analyst | Lab |
|---|---|---|---|---|---|---|---|---|
| Total/NA | Prep | PrecSep-21 | | | 488546 | 11/09/20 09:59 | AVB | TAL SL |
| Total/NA | Analysis | 9315 | | 1 | 493206 | 12/28/20 18:04 | FLC | TAL SL |
| Total/NA | Prep | PrecSep_0 | | | 488549 | 11/09/20 10:20 | AVB | TAL SL |
| Total/NA | Analysis | 9320 | | 1 | 493174 | 12/28/20 13:50 | FLC | TAL SL |
| Total/NA | Analysis | Ra226_Ra228 | | 1 | 494408 | 01/08/21 20:46 | GRW | TAL SL |

## Client Sample ID: BA 19346 EB-2
**Date Collected: 10/19/20 12:05**
**Date Received: 10/29/20 12:00**

## Lab Sample ID: 400-195100-40
**Matrix: Water**

| Prep Type | Batch Type | Batch Method | Run | Dilution Factor | Batch Number | Prepared or Analyzed | Analyst | Lab |
|---|---|---|---|---|---|---|---|---|
| Total/NA | Prep | PrecSep-21 | | | 488546 | 11/09/20 09:59 | AVB | TAL SL |
| Total/NA | Analysis | 9315 | | 1 | 493206 | 12/28/20 18:04 | FLC | TAL SL |
| Total/NA | Prep | PrecSep_0 | | | 488549 | 11/09/20 10:20 | AVB | TAL SL |
| Total/NA | Analysis | 9320 | | 1 | 493174 | 12/28/20 13:50 | FLC | TAL SL |
| Total/NA | Analysis | Ra226_Ra228 | | 1 | 494408 | 01/08/21 20:46 | GRW | TAL SL |

# Lab Chronicle

Client: Alabama Power General Test Laboratory
Project/Site: CCR Plant Miller

Job ID: 400-195100-1
SDG: Miller Ash Pond 1304

## Client Sample ID: BA 19347 MW-1
**Date Collected: 10/19/20 14:50**
**Date Received: 10/29/20 12:00**

## Lab Sample ID: 400-195100-41
**Matrix: Water**

| Prep Type | Batch Type | Batch Method | Run | Dilution Factor | Batch Number | Prepared or Analyzed | Analyst | Lab |
|---|---|---|---|---|---|---|---|---|
| Total/NA | Prep | PrecSep-21 | | | 488546 | 11/09/20 09:59 | AVB | TAL SL |
| Total/NA | Analysis | 9315 | | 1 | 493502 | 12/30/20 05:58 | FLC | TAL SL |
| Total/NA | Prep | PrecSep_0 | | | 488549 | 11/09/20 10:20 | AVB | TAL SL |
| Total/NA | Analysis | 9320 | | 1 | 493174 | 12/28/20 13:51 | FLC | TAL SL |
| Total/NA | Analysis | Ra226_Ra228 | | 1 | 494408 | 01/08/21 20:46 | GRW | TAL SL |

## Client Sample ID: BA 19348 MW-1 DISS
**Date Collected: 10/19/20 14:50**
**Date Received: 10/29/20 12:00**

## Lab Sample ID: 400-195100-42
**Matrix: Water**

| Prep Type | Batch Type | Batch Method | Run | Dilution Factor | Batch Number | Prepared or Analyzed | Analyst | Lab |
|---|---|---|---|---|---|---|---|---|
| Dissolved | Prep | PrecSep-21 | | | 488546 | 11/09/20 09:59 | AVB | TAL SL |
| Dissolved | Analysis | 9315 | | 1 | 493206 | 12/28/20 18:05 | FLC | TAL SL |
| Dissolved | Prep | PrecSep_0 | | | 488549 | 11/09/20 10:20 | AVB | TAL SL |
| Dissolved | Analysis | 9320 | | 1 | 493174 | 12/28/20 13:51 | FLC | TAL SL |
| Dissolved | Analysis | Ra226_Ra228 (D) | | 1 | 494409 | 01/08/21 20:49 | GRW | TAL SL |

## Client Sample ID: BA 19349 MW-11
**Date Collected: 10/20/20 11:35**
**Date Received: 10/29/20 12:00**

## Lab Sample ID: 400-195100-43
**Matrix: Water**

| Prep Type | Batch Type | Batch Method | Run | Dilution Factor | Batch Number | Prepared or Analyzed | Analyst | Lab |
|---|---|---|---|---|---|---|---|---|
| Total/NA | Prep | PrecSep-21 | | | 488546 | 11/09/20 09:59 | AVB | TAL SL |
| Total/NA | Analysis | 9315 | | 1 | 493206 | 12/28/20 18:05 | FLC | TAL SL |
| Total/NA | Prep | PrecSep_0 | | | 488549 | 11/09/20 10:20 | AVB | TAL SL |
| Total/NA | Analysis | 9320 | | 1 | 493174 | 12/28/20 13:51 | FLC | TAL SL |
| Total/NA | Analysis | Ra226_Ra228 | | 1 | 494408 | 01/08/21 20:46 | GRW | TAL SL |

## Client Sample ID: BA 19350 FB-5
**Date Collected: 10/20/20 11:55**
**Date Received: 10/29/20 12:00**

## Lab Sample ID: 400-195100-44
**Matrix: Water**

| Prep Type | Batch Type | Batch Method | Run | Dilution Factor | Batch Number | Prepared or Analyzed | Analyst | Lab |
|---|---|---|---|---|---|---|---|---|
| Total/NA | Prep | PrecSep-21 | | | 488546 | 11/09/20 09:59 | AVB | TAL SL |
| Total/NA | Analysis | 9315 | | 1 | 493174 | 12/28/20 20:08 | FLC | TAL SL |
| Total/NA | Prep | PrecSep_0 | | | 488549 | 11/09/20 10:20 | AVB | TAL SL |
| Total/NA | Analysis | 9320 | | 1 | 493174 | 12/28/20 13:51 | FLC | TAL SL |
| Total/NA | Analysis | Ra226_Ra228 | | 1 | 494408 | 01/08/21 20:46 | GRW | TAL SL |

## Client Sample ID: BA 19351 MW-30H

**Lab Sample ID: 400-195100-45**

**Date Collected: 10/20/20 13:50**

**Matrix: Water**

**Date Received: 10/29/20 12:00**

| Prep Type | Batch Type | Batch Method | Run | Dilution Factor | Batch Number | Prepared or Analyzed | Analyst | Lab |
|---|---|---|---|---|---|---|---|---|
| Total/NA | Prep | PrecSep-21 | | | 488546 | 11/09/20 09:59 | AVB | TAL SL |
| Total/NA | Analysis | 9315 | | 1 | 493174 | 12/28/20 20:08 | FLC | TAL SL |
| Total/NA | Prep | PrecSep_0 | | | 488549 | 11/09/20 10:20 | AVB | TAL SL |
| Total/NA | Analysis | 9320 | | 1 | 493174 | 12/28/20 13:52 | FLC | TAL SL |
| Total/NA | Analysis | Ra226_Ra228 | | 1 | 494408 | 01/08/21 20:46 | GRW | TAL SL |

## Client Sample ID: BA 19103 MW-16

**Lab Sample ID: 400-195100-46**

**Date Collected: 10/13/20 09:55**

**Matrix: Water**

**Date Received: 10/29/20 12:00**

| Prep Type | Batch Type | Batch Method | Run | Dilution Factor | Batch Number | Prepared or Analyzed | Analyst | Lab |
|---|---|---|---|---|---|---|---|---|
| Total/NA | Prep | PrecSep-21 | | | 488546 | 11/09/20 09:59 | AVB | TAL SL |
| Total/NA | Analysis | 9315 | | 1 | 493206 | 12/28/20 20:09 | FLC | TAL SL |
| Total/NA | Prep | PrecSep_0 | | | 488549 | 11/09/20 10:20 | AVB | TAL SL |
| Total/NA | Analysis | 9320 | | 1 | 493174 | 12/28/20 13:52 | FLC | TAL SL |
| Total/NA | Analysis | Ra226_Ra228 | | 1 | 494408 | 01/08/21 20:46 | GRW | TAL SL |

## Client Sample ID: BA 19104 MW-16 DUP

**Lab Sample ID: 400-195100-47**

**Date Collected: 10/13/20 09:55**

**Matrix: Water**

**Date Received: 10/29/20 12:00**

| Prep Type | Batch Type | Batch Method | Run | Dilution Factor | Batch Number | Prepared or Analyzed | Analyst | Lab |
|---|---|---|---|---|---|---|---|---|
| Total/NA | Prep | PrecSep-21 | | | 488546 | 11/09/20 09:59 | AVB | TAL SL |
| Total/NA | Analysis | 9315 | | 1 | 493502 | 12/30/20 05:58 | FLC | TAL SL |
| Total/NA | Prep | PrecSep_0 | | | 488549 | 11/09/20 10:20 | AVB | TAL SL |
| Total/NA | Analysis | 9320 | | 1 | 493182 | 12/28/20 13:44 | FLC | TAL SL |
| Total/NA | Analysis | Ra226_Ra228 | | 1 | 494408 | 01/08/21 20:46 | GRW | TAL SL |

## Client Sample ID: BA 19105 MW-15

**Lab Sample ID: 400-195100-48**

**Date Collected: 10/13/20 12:05**

**Matrix: Water**

**Date Received: 10/29/20 12:00**

| Prep Type | Batch Type | Batch Method | Run | Dilution Factor | Batch Number | Prepared or Analyzed | Analyst | Lab |
|---|---|---|---|---|---|---|---|---|
| Total/NA | Prep | PrecSep-21 | | | 488546 | 11/09/20 09:59 | AVB | TAL SL |
| Total/NA | Analysis | 9315 | | 1 | 493206 | 12/28/20 20:09 | FLC | TAL SL |
| Total/NA | Prep | PrecSep_0 | | | 488549 | 11/09/20 10:20 | AVB | TAL SL |
| Total/NA | Analysis | 9320 | | 1 | 493182 | 12/28/20 13:44 | FLC | TAL SL |
| Total/NA | Analysis | Ra226_Ra228 | | 1 | 494408 | 01/08/21 20:46 | GRW | TAL SL |

# Lab Chronicle

Client: Alabama Power General Test Laboratory
Project/Site: CCR Plant Miller

Job ID: 400-195100-1
SDG: Miller Ash Pond 1304

## Client Sample ID: BA 19106 MW-3S
**Date Collected: 10/13/20 13:45**
**Date Received: 10/29/20 12:00**

## Lab Sample ID: 400-195100-49
**Matrix: Water**

| Prep Type | Batch Type | Batch Method | Run | Dilution Factor | Batch Number | Prepared or Analyzed | Analyst | Lab |
|---|---|---|---|---|---|---|---|---|
| Total/NA | Prep | PrecSep-21 | | | 488546 | 11/09/20 09:59 | AVB | TAL SL |
| Total/NA | Analysis | 9315 | | 1 | 493502 | 12/30/20 05:59 | FLC | TAL SL |
| Total/NA | Prep | PrecSep_0 | | | 488549 | 11/09/20 10:20 | AVB | TAL SL |
| Total/NA | Analysis | 9320 | | 1 | 493182 | 12/28/20 13:45 | FLC | TAL SL |
| Total/NA | Analysis | Ra226_Ra228 | | 1 | 494408 | 01/08/21 20:46 | GRW | TAL SL |

## Client Sample ID: BA 19107 MW-3D
**Date Collected: 10/13/20 14:55**
**Date Received: 10/29/20 12:00**

## Lab Sample ID: 400-195100-50
**Matrix: Water**

| Prep Type | Batch Type | Batch Method | Run | Dilution Factor | Batch Number | Prepared or Analyzed | Analyst | Lab |
|---|---|---|---|---|---|---|---|---|
| Total/NA | Prep | PrecSep-21 | | | 488580 | 11/09/20 13:44 | AVB | TAL SL |
| Total/NA | Analysis | 9315 | | 1 | 493176 | 12/28/20 19:09 | FLC | TAL SL |
| Total/NA | Prep | PrecSep_0 | | | 488626 | 11/10/20 07:27 | AVB | TAL SL |
| Total/NA | Analysis | 9320 | | 1 | 493206 | 12/28/20 13:47 | FLC | TAL SL |
| Total/NA | Analysis | Ra226_Ra228 | | 1 | 493925 | 01/05/21 15:23 | GRW | TAL SL |

## Client Sample ID: BA 19108 MW-4V
**Date Collected: 10/14/20 10:25**
**Date Received: 10/29/20 12:00**

## Lab Sample ID: 400-195100-51
**Matrix: Water**

| Prep Type | Batch Type | Batch Method | Run | Dilution Factor | Batch Number | Prepared or Analyzed | Analyst | Lab |
|---|---|---|---|---|---|---|---|---|
| Total/NA | Prep | PrecSep-21 | | | 488580 | 11/09/20 13:44 | AVB | TAL SL |
| Total/NA | Analysis | 9315 | | 1 | 493176 | 12/28/20 19:28 | FLC | TAL SL |
| Total/NA | Prep | PrecSep_0 | | | 488626 | 11/10/20 07:27 | AVB | TAL SL |
| Total/NA | Analysis | 9320 | | 1 | 493206 | 12/28/20 13:47 | FLC | TAL SL |
| Total/NA | Analysis | Ra226_Ra228 | | 1 | 493925 | 01/05/21 15:23 | GRW | TAL SL |

## Client Sample ID: BA 19109 MW-4V DUP
**Date Collected: 10/14/20 10:25**
**Date Received: 10/29/20 12:00**

## Lab Sample ID: 400-195100-52
**Matrix: Water**

| Prep Type | Batch Type | Batch Method | Run | Dilution Factor | Batch Number | Prepared or Analyzed | Analyst | Lab |
|---|---|---|---|---|---|---|---|---|
| Total/NA | Prep | PrecSep-21 | | | 488580 | 11/09/20 13:44 | AVB | TAL SL |
| Total/NA | Analysis | 9315 | | 1 | 493176 | 12/28/20 19:10 | FLC | TAL SL |
| Total/NA | Prep | PrecSep_0 | | | 488626 | 11/10/20 07:27 | AVB | TAL SL |
| Total/NA | Analysis | 9320 | | 1 | 493206 | 12/28/20 13:48 | FLC | TAL SL |
| Total/NA | Analysis | Ra226_Ra228 | | 1 | 493925 | 01/05/21 15:23 | GRW | TAL SL |

# Lab Chronicle

Client: Alabama Power General Test Laboratory
Project/Site: CCR Plant Miller

Job ID: 400-195100-1
SDG: Miller Ash Pond 1304

## Client Sample ID: BA 19110 MW-4
**Date Collected: 10/14/20 11:50**
**Date Received: 10/29/20 12:00**

## Lab Sample ID: 400-195100-53
**Matrix: Water**

| Prep Type | Batch Type | Batch Method | Run | Dilution Factor | Batch Number | Prepared or Analyzed | Analyst | Lab |
|---|---|---|---|---|---|---|---|---|
| Total/NA | Prep | PrecSep-21 | | | 488580 | 11/09/20 13:44 | AVB | TAL SL |
| Total/NA | Analysis | 9315 | | 1 | 493176 | 12/28/20 19:10 | FLC | TAL SL |
| Total/NA | Prep | PrecSep_0 | | | 488626 | 11/10/20 07:27 | AVB | TAL SL |
| Total/NA | Analysis | 9320 | | 1 | 493206 | 12/28/20 13:48 | FLC | TAL SL |
| Total/NA | Analysis | Ra226_Ra228 | | 1 | 493925 | 01/05/21 15:23 | GRW | TAL SL |

## Client Sample ID: BA 19111 MW-33H
**Date Collected: 10/14/20 13:40**
**Date Received: 10/29/20 12:00**

## Lab Sample ID: 400-195100-54
**Matrix: Water**

| Prep Type | Batch Type | Batch Method | Run | Dilution Factor | Batch Number | Prepared or Analyzed | Analyst | Lab |
|---|---|---|---|---|---|---|---|---|
| Total/NA | Prep | PrecSep-21 | | | 488580 | 11/09/20 13:44 | AVB | TAL SL |
| Total/NA | Analysis | 9315 | | 1 | 493176 | 12/28/20 19:07 | FLC | TAL SL |
| Total/NA | Prep | PrecSep_0 | | | 488626 | 11/10/20 07:27 | AVB | TAL SL |
| Total/NA | Analysis | 9320 | | 1 | 493206 | 12/28/20 13:49 | FLC | TAL SL |
| Total/NA | Analysis | Ra226_Ra228 | | 1 | 493925 | 01/05/21 15:23 | GRW | TAL SL |

## Client Sample ID: BA 19112 EB-1
**Date Collected: 10/14/20 14:45**
**Date Received: 10/29/20 12:00**

## Lab Sample ID: 400-195100-55
**Matrix: Water**

| Prep Type | Batch Type | Batch Method | Run | Dilution Factor | Batch Number | Prepared or Analyzed | Analyst | Lab |
|---|---|---|---|---|---|---|---|---|
| Total/NA | Prep | PrecSep-21 | | | 488580 | 11/09/20 13:44 | AVB | TAL SL |
| Total/NA | Analysis | 9315 | | 1 | 493176 | 12/28/20 19:07 | FLC | TAL SL |
| Total/NA | Prep | PrecSep_0 | | | 488626 | 11/10/20 07:27 | AVB | TAL SL |
| Total/NA | Analysis | 9320 | | 1 | 493206 | 12/28/20 13:49 | FLC | TAL SL |
| Total/NA | Analysis | Ra226_Ra228 | | 1 | 493925 | 01/05/21 15:23 | GRW | TAL SL |

## Client Sample ID: BA 19113 MW-32H
**Date Collected: 10/15/20 10:00**
**Date Received: 10/29/20 12:00**

## Lab Sample ID: 400-195100-56
**Matrix: Water**

| Prep Type | Batch Type | Batch Method | Run | Dilution Factor | Batch Number | Prepared or Analyzed | Analyst | Lab |
|---|---|---|---|---|---|---|---|---|
| Total/NA | Prep | PrecSep-21 | | | 488580 | 11/09/20 13:44 | AVB | TAL SL |
| Total/NA | Analysis | 9315 | | 1 | 493176 | 12/28/20 19:09 | FLC | TAL SL |
| Total/NA | Prep | PrecSep_0 | | | 488626 | 11/10/20 07:27 | AVB | TAL SL |
| Total/NA | Analysis | 9320 | | 1 | 493206 | 12/28/20 13:49 | FLC | TAL SL |
| Total/NA | Analysis | Ra226_Ra228 | | 1 | 493925 | 01/05/21 15:23 | GRW | TAL SL |

**Laboratory References:**

TAL SL = Eurofins TestAmerica, St. Louis, 13715 Rider Trail North, Earth City, MO 63045, TEL (314)298-8566

## Rad

### Prep Batch: 488436

| Lab Sample ID | Client Sample ID | Prep Type | Matrix | Method | Prep Batch |
|---|---|---|---|---|---|
| 400-195100-1 | BA 19022 MW-19HA | Total/NA | Water | PrecSep-21 | |
| 400-195100-2 | BA 19023 FB-3 | Total/NA | Water | PrecSep-21 | |
| 400-195100-3 | BA 19528 MW-34H | Total/NA | Water | PrecSep-21 | |
| 400-195100-4 | BA 19529 MW-2 | Total/NA | Water | PrecSep-21 | |
| 400-195100-5 | BA 19517 MW-20HS | Total/NA | Water | PrecSep-21 | |
| 400-195100-6 | BA 19518 MW-20HS DUP | Total/NA | Water | PrecSep-21 | |
| 400-195100-7 | BA 19519 MW-20H | Total/NA | Water | PrecSep-21 | |
| 400-195100-8 | BA 19520 MW-6V | Total/NA | Water | PrecSep-21 | |
| 400-195100-9 | BA 19521 MW-7SR | Total/NA | Water | PrecSep-21 | |
| 400-195100-10 | BA 19522 MW-7DR | Total/NA | Water | PrecSep-21 | |
| 400-195100-11 | BA 19523 MW-6 | Total/NA | Water | PrecSep-21 | |
| MB 160-488436/24-A | Method Blank | Total/NA | Water | PrecSep-21 | |
| LCS 160-488436/1-A | Lab Control Sample | Total/NA | Water | PrecSep-21 | |
| LCSD 160-488436/2-A | Lab Control Sample Dup | Total/NA | Water | PrecSep-21 | |

### Prep Batch: 488437

| Lab Sample ID | Client Sample ID | Prep Type | Matrix | Method | Prep Batch |
|---|---|---|---|---|---|
| 400-195100-1 | BA 19022 MW-19HA | Total/NA | Water | PrecSep_0 | |
| 400-195100-2 | BA 19023 FB-3 | Total/NA | Water | PrecSep_0 | |
| 400-195100-3 | BA 19528 MW-34H | Total/NA | Water | PrecSep_0 | |
| 400-195100-4 | BA 19529 MW-2 | Total/NA | Water | PrecSep_0 | |
| 400-195100-5 | BA 19517 MW-20HS | Total/NA | Water | PrecSep_0 | |
| 400-195100-6 | BA 19518 MW-20HS DUP | Total/NA | Water | PrecSep_0 | |
| 400-195100-7 | BA 19519 MW-20H | Total/NA | Water | PrecSep_0 | |
| 400-195100-8 | BA 19520 MW-6V | Total/NA | Water | PrecSep_0 | |
| 400-195100-9 | BA 19521 MW-7SR | Total/NA | Water | PrecSep_0 | |
| 400-195100-10 | BA 19522 MW-7DR | Total/NA | Water | PrecSep_0 | |
| 400-195100-11 | BA 19523 MW-6 | Total/NA | Water | PrecSep_0 | |
| MB 160-488437/24-A | Method Blank | Total/NA | Water | PrecSep_0 | |
| LCS 160-488437/1-A | Lab Control Sample | Total/NA | Water | PrecSep_0 | |
| LCSD 160-488437/2-A | Lab Control Sample Dup | Total/NA | Water | PrecSep_0 | |

### Prep Batch: 488537

| Lab Sample ID | Client Sample ID | Prep Type | Matrix | Method | Prep Batch |
|---|---|---|---|---|---|
| 400-195100-12 | BA 19524 MW-22I | Total/NA | Water | PrecSep-21 | |
| 400-195100-13 | BA 19525 PZ-5 | Total/NA | Water | PrecSep-21 | |
| 400-195100-14 | BA 19526 MW-5 | Total/NA | Water | PrecSep-21 | |
| 400-195100-15 | BA 19527 FB-2 | Total/NA | Water | PrecSep-21 | |
| 400-195100-16 | BA 19092 MW-35H | Total/NA | Water | PrecSep-21 | |
| 400-195100-17 | BA 19093 MW-35H DUP | Total/NA | Water | PrecSep-21 | |
| 400-195100-18 | BA 19094 MW-17H | Total/NA | Water | PrecSep-21 | |
| 400-195100-19 | BA 19095 MW-18H | Total/NA | Water | PrecSep-21 | |
| 400-195100-20 | BA 19096 FB-1 | Total/NA | Water | PrecSep-21 | |
| 400-195100-21 | BA 19097 MW-21 | Total/NA | Water | PrecSep-21 | |
| 400-195100-22 | BA 19098 MW-22S | Total/NA | Water | PrecSep-21 | |
| 400-195100-23 | BA 19099 MW-23A | Total/NA | Water | PrecSep-21 | |
| 400-195100-24 | BA 19100 MW-23 | Total/NA | Water | PrecSep-21 | |
| 400-195100-25 | BA 19101 MW-9DR | Total/NA | Water | PrecSep-21 | |
| 400-195100-26 | BA 19102 MW-9SR | Total/NA | Water | PrecSep-21 | |
| 400-195100-27 | BA 19756 MW-22D | Total/NA | Water | PrecSep-21 | |
| 400-195100-28 | BA 19757 MW-31H | Total/NA | Water | PrecSep-21 | |

## Rad (Continued)

### Prep Batch: 488537 (Continued)

| Lab Sample ID | Client Sample ID | Prep Type | Matrix | Method | Prep Batch |
|---|---|---|---|---|---|
| 400-195100-29 | BA 19754 MW-27HR | Total/NA | Water | PrecSep-21 | |
| MB 160-488537/24-A | Method Blank | Total/NA | Water | PrecSep-21 | |
| LCS 160-488537/1-A | Lab Control Sample | Total/NA | Water | PrecSep-21 | |
| 400-195100-22 MS | BA 19098 MW-22S | Total/NA | Water | PrecSep-21 | |
| 400-195100-22 MSD | BA 19098 MW-22S | Total/NA | Water | PrecSep-21 | |

### Prep Batch: 488538

| Lab Sample ID | Client Sample ID | Prep Type | Matrix | Method | Prep Batch |
|---|---|---|---|---|---|
| 400-195100-12 | BA 19524 MW-22I | Total/NA | Water | PrecSep_0 | |
| 400-195100-13 | BA 19525 PZ-5 | Total/NA | Water | PrecSep_0 | |
| 400-195100-14 | BA 19526 MW-5 | Total/NA | Water | PrecSep_0 | |
| 400-195100-15 | BA 19527 FB-2 | Total/NA | Water | PrecSep_0 | |
| 400-195100-16 | BA 19092 MW-35H | Total/NA | Water | PrecSep_0 | |
| 400-195100-17 | BA 19093 MW-35H DUP | Total/NA | Water | PrecSep_0 | |
| 400-195100-18 | BA 19094 MW-17H | Total/NA | Water | PrecSep_0 | |
| 400-195100-19 | BA 19095 MW-18H | Total/NA | Water | PrecSep_0 | |
| 400-195100-20 | BA 19096 FB-1 | Total/NA | Water | PrecSep_0 | |
| 400-195100-21 | BA 19097 MW-21 | Total/NA | Water | PrecSep_0 | |
| 400-195100-22 | BA 19098 MW-22S | Total/NA | Water | PrecSep_0 | |
| 400-195100-23 | BA 19099 MW-23A | Total/NA | Water | PrecSep_0 | |
| 400-195100-24 | BA 19100 MW-23 | Total/NA | Water | PrecSep_0 | |
| 400-195100-25 | BA 19101 MW-9DR | Total/NA | Water | PrecSep_0 | |
| 400-195100-26 | BA 19102 MW-9SR | Total/NA | Water | PrecSep_0 | |
| 400-195100-27 | BA 19756 MW-22D | Total/NA | Water | PrecSep_0 | |
| 400-195100-28 | BA 19757 MW-31H | Total/NA | Water | PrecSep_0 | |
| 400-195100-29 | BA 19754 MW-27HR | Total/NA | Water | PrecSep_0 | |
| MB 160-488538/24-A | Method Blank | Total/NA | Water | PrecSep_0 | |
| LCS 160-488538/1-A | Lab Control Sample | Total/NA | Water | PrecSep_0 | |
| 400-195100-22 MS | BA 19098 MW-22S | Total/NA | Water | PrecSep_0 | |
| 400-195100-22 MSD | BA 19098 MW-22S | Total/NA | Water | PrecSep_0 | |

### Prep Batch: 488546

| Lab Sample ID | Client Sample ID | Prep Type | Matrix | Method | Prep Batch |
|---|---|---|---|---|---|
| 400-195100-30 | BA 19755 MW-36HR | Total/NA | Water | PrecSep-21 | |
| 400-195100-31 | BA 19352 MW-37H | Total/NA | Water | PrecSep-21 | |
| 400-195100-32 | BA 19353 MW-37H DUP | Total/NA | Water | PrecSep-21 | |
| 400-195100-33 | BA 19354 MW-10 | Total/NA | Water | PrecSep-21 | |
| 400-195100-34 | BA 19355 MW-12 | Total/NA | Water | PrecSep-21 | |
| 400-195100-35 | BA 19356 MW-28H | Total/NA | Water | PrecSep-21 | |
| 400-195100-36 | BA 19357 FB-4 | Total/NA | Water | PrecSep-21 | |
| 400-195100-37 | BA 19358 MW-14R | Total/NA | Water | PrecSep-21 | |
| 400-195100-38 | BA 19359 MW-13SR | Total/NA | Water | PrecSep-21 | |
| 400-195100-39 | BA 19360 MW-13DR | Total/NA | Water | PrecSep-21 | |
| 400-195100-40 | BA 19346 EB-2 | Total/NA | Water | PrecSep-21 | |
| 400-195100-41 | BA 19347 MW-1 | Total/NA | Water | PrecSep-21 | |
| 400-195100-42 | BA 19348 MW-1 DISS | Dissolved | Water | PrecSep-21 | |
| 400-195100-43 | BA 19349 MW-11 | Total/NA | Water | PrecSep-21 | |
| 400-195100-44 | BA 19350 FB-5 | Total/NA | Water | PrecSep-21 | |
| 400-195100-45 | BA 19351 MW-30H | Total/NA | Water | PrecSep-21 | |
| 400-195100-46 | BA 19103 MW-16 | Total/NA | Water | PrecSep-21 | |
| 400-195100-47 | BA 19104 MW-16 DUP | Total/NA | Water | PrecSep-21 | |

## Rad (Continued)

### Prep Batch: 488546 (Continued)

| Lab Sample ID | Client Sample ID | Prep Type | Matrix | Method | Prep Batch |
|---|---|---|---|---|---|
| 400-195100-48 | BA 19105 MW-15 | Total/NA | Water | PrecSep-21 | |
| 400-195100-49 | BA 19106 MW-3S | Total/NA | Water | PrecSep-21 | |
| MB 160-488546/24-A | Method Blank | Total/NA | Water | PrecSep-21 | |
| LCS 160-488546/1-A | Lab Control Sample | Total/NA | Water | PrecSep-21 | |
| 400-195100-48 MS | BA 19105 MW-15 | Total/NA | Water | PrecSep-21 | |
| 400-195100-48 MSD | BA 19105 MW-15 | Total/NA | Water | PrecSep-21 | |

### Prep Batch: 488549

| Lab Sample ID | Client Sample ID | Prep Type | Matrix | Method | Prep Batch |
|---|---|---|---|---|---|
| 400-195100-30 | BA 19755 MW-36HR | Total/NA | Water | PrecSep_0 | |
| 400-195100-31 | BA 19352 MW-37H | Total/NA | Water | PrecSep_0 | |
| 400-195100-32 | BA 19353 MW-37H DUP | Total/NA | Water | PrecSep_0 | |
| 400-195100-33 | BA 19354 MW-10 | Total/NA | Water | PrecSep_0 | |
| 400-195100-34 | BA 19355 MW-12 | Total/NA | Water | PrecSep_0 | |
| 400-195100-35 | BA 19356 MW-28H | Total/NA | Water | PrecSep_0 | |
| 400-195100-36 | BA 19357 FB-4 | Total/NA | Water | PrecSep_0 | |
| 400-195100-37 | BA 19358 MW-14R | Total/NA | Water | PrecSep_0 | |
| 400-195100-38 | BA 19359 MW-13SR | Total/NA | Water | PrecSep_0 | |
| 400-195100-39 | BA 19360 MW-13DR | Total/NA | Water | PrecSep_0 | |
| 400-195100-40 | BA 19346 EB-2 | Total/NA | Water | PrecSep_0 | |
| 400-195100-41 | BA 19347 MW-1 | Total/NA | Water | PrecSep_0 | |
| 400-195100-42 | BA 19348 MW-1 DISS | Dissolved | Water | PrecSep_0 | |
| 400-195100-43 | BA 19349 MW-11 | Total/NA | Water | PrecSep_0 | |
| 400-195100-44 | BA 19350 FB-5 | Total/NA | Water | PrecSep_0 | |
| 400-195100-45 | BA 19351 MW-30H | Total/NA | Water | PrecSep_0 | |
| 400-195100-46 | BA 19103 MW-16 | Total/NA | Water | PrecSep_0 | |
| 400-195100-47 | BA 19104 MW-16 DUP | Total/NA | Water | PrecSep_0 | |
| 400-195100-48 | BA 19105 MW-15 | Total/NA | Water | PrecSep_0 | |
| 400-195100-49 | BA 19106 MW-3S | Total/NA | Water | PrecSep_0 | |
| MB 160-488549/24-A | Method Blank | Total/NA | Water | PrecSep_0 | |
| LCS 160-488549/1-A | Lab Control Sample | Total/NA | Water | PrecSep_0 | |
| 400-195100-48 MS | BA 19105 MW-15 | Total/NA | Water | PrecSep_0 | |
| 400-195100-48 MSD | BA 19105 MW-15 | Total/NA | Water | PrecSep_0 | |

### Prep Batch: 488580

| Lab Sample ID | Client Sample ID | Prep Type | Matrix | Method | Prep Batch |
|---|---|---|---|---|---|
| 400-195100-50 | BA 19107 MW-3D | Total/NA | Water | PrecSep-21 | |
| 400-195100-51 | BA 19108 MW-4V | Total/NA | Water | PrecSep-21 | |
| 400-195100-52 | BA 19109 MW-4V DUP | Total/NA | Water | PrecSep-21 | |
| 400-195100-53 | BA 19110 MW-4 | Total/NA | Water | PrecSep-21 | |
| 400-195100-54 | BA 19111 MW-33H | Total/NA | Water | PrecSep-21 | |
| 400-195100-55 | BA 19112 EB-1 | Total/NA | Water | PrecSep-21 | |
| 400-195100-56 | BA 19113 MW-32H | Total/NA | Water | PrecSep-21 | |
| MB 160-488580/24-A | Method Blank | Total/NA | Water | PrecSep-21 | |
| LCS 160-488580/1-A | Lab Control Sample | Total/NA | Water | PrecSep-21 | |
| 400-195100-53 MS | BA 19110 MW-4 | Total/NA | Water | PrecSep-21 | |
| 400-195100-53 MSD | BA 19110 MW-4 | Total/NA | Water | PrecSep-21 | |

### Prep Batch: 488626

| Lab Sample ID | Client Sample ID | Prep Type | Matrix | Method | Prep Batch |
|---|---|---|---|---|---|
| 400-195100-50 | BA 19107 MW-3D | Total/NA | Water | PrecSep_0 | |

## Rad (Continued)

### Prep Batch: 488626 (Continued)

| Lab Sample ID | Client Sample ID | Prep Type | Matrix | Method | Prep Batch |
|---|---|---|---|---|---|
| 400-195100-51 | BA 19108 MW-4V | Total/NA | Water | PrecSep_0 | |
| 400-195100-52 | BA 19109 MW-4V DUP | Total/NA | Water | PrecSep_0 | |
| 400-195100-53 | BA 19110 MW-4 | Total/NA | Water | PrecSep_0 | |
| 400-195100-54 | BA 19111 MW-33H | Total/NA | Water | PrecSep_0 | |
| 400-195100-55 | BA 19112 EB-1 | Total/NA | Water | PrecSep_0 | |
| 400-195100-56 | BA 19113 MW-32H | Total/NA | Water | PrecSep_0 | |
| MB 160-488626/24-A | Method Blank | Total/NA | Water | PrecSep_0 | |
| LCS 160-488626/1-A | Lab Control Sample | Total/NA | Water | PrecSep_0 | |
| 400-195100-53 MS | BA 19110 MW-4 | Total/NA | Water | PrecSep_0 | |
| 400-195100-53 MSD | BA 19110 MW-4 | Total/NA | Water | PrecSep_0 | |

## Method: 9315 - Radium-226 (GFPC)

**Lab Sample ID: MB 160-488436/24-A**
**Matrix: Water**
**Analysis Batch: 492984**

**Client Sample ID: Method Blank**
**Prep Type: Total/NA**
**Prep Batch: 488436**

| Analyte | MB Result | MB Qualifier | Count Uncert. (2σ+/-) | Total Uncert. (2σ+/-) | RL | MDC | Unit | Prepared | Analyzed | Dil Fac |
|---|---|---|---|---|---|---|---|---|---|---|
| Radium-226 | 0.05400 | U | 0.193 | 0.193 | 1.00 | 0.364 | pCi/L | 11/06/20 05:48 | 12/24/20 17:16 | 1 |

| *Carrier* | *MB %Yield* | *MB Qualifier* | *Limits* | *Prepared* | *Analyzed* | *Dil Fac* |
|---|---|---|---|---|---|---|
| *Ba Carrier* | *84.2* | | *40 - 110* | *11/06/20 05:48* | *12/24/20 17:16* | *1* |

**Lab Sample ID: LCS 160-488436/1-A**
**Matrix: Water**
**Analysis Batch: 492984**

**Client Sample ID: Lab Control Sample**
**Prep Type: Total/NA**
**Prep Batch: 488436**

| Analyte | | | Spike Added | LCS Result | LCS Qual | Total Uncert. (2σ+/-) | RL | MDC | Unit | %Rec | %Rec. Limits | | |
|---|---|---|---|---|---|---|---|---|---|---|---|---|---|
| Radium-226 | | | 11.3 | 7.856 | * | 1.09 | 1.00 | 0.353 | pCi/L | 69 | 75 - 125 | | |

| *Carrier* | *LCS %Yield* | *LCS Qualifier* | *Limits* |
|---|---|---|---|
| *Ba Carrier* | *100* | | *40 - 110* |

**Lab Sample ID: LCSD 160-488436/2-A**
**Matrix: Water**
**Analysis Batch: 492984**

**Client Sample ID: Lab Control Sample Dup**
**Prep Type: Total/NA**
**Prep Batch: 488436**

| Analyte | | | Spike Added | LCSD Result | LCSD Qual | Total Uncert. (2σ+/-) | RL | MDC | Unit | %Rec | %Rec. Limits | RER | RER Limit |
|---|---|---|---|---|---|---|---|---|---|---|---|---|---|
| Radium-226 | | | 11.3 | 10.49 | * | 1.38 | 1.00 | 0.419 | pCi/L | 92 | 75 - 125 | 1.07 | 1 |

| *Carrier* | *LCSD %Yield* | *LCSD Qualifier* | *Limits* |
|---|---|---|---|
| *Ba Carrier* | *90.6* | | *40 - 110* |

**Lab Sample ID: MB 160-488537/24-A**
**Matrix: Water**
**Analysis Batch: 493656**

**Client Sample ID: Method Blank**
**Prep Type: Total/NA**
**Prep Batch: 488537**

| Analyte | MB Result | MB Qualifier | Count Uncert. (2σ+/-) | Total Uncert. (2σ+/-) | RL | MDC | Unit | Prepared | Analyzed | Dil Fac |
|---|---|---|---|---|---|---|---|---|---|---|
| Radium-226 | 0.01138 | U | 0.0858 | 0.0858 | 1.00 | 0.170 | pCi/L | 11/09/20 08:39 | 12/31/20 13:09 | 1 |

| *Carrier* | *MB %Yield* | *MB Qualifier* | *Limits* | *Prepared* | *Analyzed* | *Dil Fac* |
|---|---|---|---|---|---|---|
| *Ba Carrier* | *76.4* | | *40 - 110* | *11/09/20 08:39* | *12/31/20 13:09* | *1* |

**Lab Sample ID: LCS 160-488537/1-A**
**Matrix: Water**
**Analysis Batch: 492893**

**Client Sample ID: Lab Control Sample**
**Prep Type: Total/NA**
**Prep Batch: 488537**

| Analyte | | | Spike Added | LCS Result | LCS Qual | Total Uncert. (2σ+/-) | RL | MDC | Unit | %Rec | %Rec. Limits | | |
|---|---|---|---|---|---|---|---|---|---|---|---|---|---|
| Radium-226 | | | 15.1 | 13.40 | | 1.75 | 1.00 | 0.468 | pCi/L | 89 | 75 - 125 | | |

## Method: 9315 - Radium-226 (GFPC) (Continued)

**Lab Sample ID: LCS 160-488537/1-A**
**Matrix: Water**
**Analysis Batch: 492893**

**Client Sample ID: Lab Control Sample**
**Prep Type: Total/NA**
**Prep Batch: 488537**

| Carrier | LCS %Yield | LCS Qualifier | Limits |
|---|---|---|---|
| Ba Carrier | 72.4 | | 40 - 110 |

**Lab Sample ID: 400-195100-22 MS**
**Matrix: Water**
**Analysis Batch: 492893**

**Client Sample ID: BA 19098 MW-22S**
**Prep Type: Total/NA**
**Prep Batch: 488537**

| Analyte | Sample Result | Sample Qual | Spike Added | MS Result | MS Qual | Total Uncert. (2σ+/-) | RL | MDC | Unit | %Rec | %Rec. Limits |
|---|---|---|---|---|---|---|---|---|---|---|---|
| Radium-226 | 0.212 | U | 15.1 | 13.84 | | 1.72 | 1.00 | 0.449 | pCi/L | 90 | 75 - 138 |

| Carrier | MS %Yield | MS Qualifier | Limits |
|---|---|---|---|
| Ba Carrier | 90.9 | | 40 - 110 |

**Lab Sample ID: 400-195100-22 MSD**
**Matrix: Water**
**Analysis Batch: 492889**

**Client Sample ID: BA 19098 MW-22S**
**Prep Type: Total/NA**
**Prep Batch: 488537**

| Analyte | Sample Result | Sample Qual | Spike Added | MSD Result | MSD Qual | Total Uncert. (2σ+/-) | RL | MDC | Unit | %Rec | %Rec. Limits | RER | RER Limit |
|---|---|---|---|---|---|---|---|---|---|---|---|---|---|
| Radium-226 | 0.212 | U | 15.1 | 13.70 | | 1.70 | 1.00 | 0.319 | pCi/L | 89 | 75 - 138 | 0.04 | 1 |

| Carrier | MSD %Yield | MSD Qualifier | Limits |
|---|---|---|---|
| Ba Carrier | 81.5 | | 40 - 110 |

**Lab Sample ID: MB 160-488546/24-A**
**Matrix: Water**
**Analysis Batch: 493206**

**Client Sample ID: Method Blank**
**Prep Type: Total/NA**
**Prep Batch: 488546**

| Analyte | MB Result | MB Qualifier | Count Uncert. (2σ+/-) | Total Uncert. (2σ+/-) | RL | MDC | Unit | Prepared | Analyzed | Dil Fac |
|---|---|---|---|---|---|---|---|---|---|---|
| Radium-226 | -0.05108 | U | 0.301 | 0.301 | 1.00 | 0.608 | pCi/L | 11/09/20 09:59 | 12/28/20 20:10 | 1 |

| Carrier | MB %Yield | MB Qualifier | Limits | Prepared | Analyzed | Dil Fac |
|---|---|---|---|---|---|---|
| Ba Carrier | 87.0 | | 40 - 110 | 11/09/20 09:59 | 12/28/20 20:10 | 1 |

**Lab Sample ID: LCS 160-488546/1-A**
**Matrix: Water**
**Analysis Batch: 493174**

**Client Sample ID: Lab Control Sample**
**Prep Type: Total/NA**
**Prep Batch: 488546**

| Analyte | | | Spike Added | LCS Result | LCS Qual | Total Uncert. (2σ+/-) | RL | MDC | Unit | %Rec | %Rec. Limits |
|---|---|---|---|---|---|---|---|---|---|---|---|
| Radium-226 | | | 15.1 | 15.06 | | 2.00 | 1.00 | 0.641 | pCi/L | 100 | 75 - 125 |

| Carrier | LCS %Yield | LCS Qualifier | Limits |
|---|---|---|---|
| Ba Carrier | 75.2 | | 40 - 110 |

## Method: 9315 - Radium-226 (GFPC) (Continued)

**Lab Sample ID: 400-195100-48 MS**
**Matrix: Water**
**Analysis Batch: 493206**

**Client Sample ID: BA 19105 MW-15**
**Prep Type: Total/NA**
**Prep Batch: 488546**

| Analyte | Sample Result | Sample Qual | Spike Added | MS Result | MS Qual | Total Uncert. (2σ+/-) | RL | MDC | Unit | %Rec | %Rec. Limits |
|---|---|---|---|---|---|---|---|---|---|---|---|
| Radium-226 | 0.0746 | U | 15.1 | 14.76 | | 1.89 | 1.00 | 0.497 | pCi/L | 97 | 75 - 138 |

| *Carrier* | *MS %Yield* | *MS Qualifier* | *Limits* |
|---|---|---|---|
| *Ba Carrier* | *86.7* | | *40 - 110* |

**Lab Sample ID: 400-195100-48 MSD**
**Matrix: Water**
**Analysis Batch: 493206**

**Client Sample ID: BA 19105 MW-15**
**Prep Type: Total/NA**
**Prep Batch: 488546**

| Analyte | Sample Result | Sample Qual | Spike Added | MSD Result | MSD Qual | Total Uncert. (2σ+/-) | RL | MDC | Unit | %Rec | %Rec. Limits | RER | RER Limit |
|---|---|---|---|---|---|---|---|---|---|---|---|---|---|
| Radium-226 | 0.0746 | U | 15.1 | 13.95 | | 1.80 | 1.00 | 0.522 | pCi/L | 92 | 75 - 138 | 0.22 | 1 |

| *Carrier* | *MSD %Yield* | *MSD Qualifier* | *Limits* |
|---|---|---|---|
| *Ba Carrier* | *91.5* | | *40 - 110* |

**Lab Sample ID: MB 160-488580/24-A**
**Matrix: Water**
**Analysis Batch: 493324**

**Client Sample ID: Method Blank**
**Prep Type: Total/NA**
**Prep Batch: 488580**

| Analyte | MB Result | MB Qualifier | Count Uncert. (2σ+/-) | Total Uncert. (2σ+/-) | RL | MDC | Unit | Prepared | Analyzed | Dil Fac |
|---|---|---|---|---|---|---|---|---|---|---|
| Radium-226 | 0.3384 | | 0.214 | 0.216 | 1.00 | 0.275 | pCi/L | 11/09/20 13:44 | 12/29/20 06:06 | 1 |

| *Carrier* | *MB %Yield* | *MB Qualifier* | *Limits* | *Prepared* | *Analyzed* | *Dil Fac* |
|---|---|---|---|---|---|---|
| *Ba Carrier* | *88.2* | | *40 - 110* | *11/09/20 13:44* | *12/29/20 06:06* | *1* |

**Lab Sample ID: LCS 160-488580/1-A**
**Matrix: Water**
**Analysis Batch: 493176**

**Client Sample ID: Lab Control Sample**
**Prep Type: Total/NA**
**Prep Batch: 488580**

| Analyte | | | Spike Added | LCS Result | LCS Qual | Total Uncert. (2σ+/-) | RL | MDC | Unit | %Rec | %Rec. Limits |
|---|---|---|---|---|---|---|---|---|---|---|---|
| Radium-226 | | | 11.3 | 9.760 | | 1.29 | 1.00 | 0.312 | pCi/L | 86 | 75 - 125 |

| *Carrier* | *LCS %Yield* | *LCS Qualifier* | *Limits* |
|---|---|---|---|
| *Ba Carrier* | *85.8* | | *40 - 110* |

**Lab Sample ID: 400-195100-53 MS**
**Matrix: Water**
**Analysis Batch: 493176**

**Client Sample ID: BA 19110 MW-4**
**Prep Type: Total/NA**
**Prep Batch: 488580**

| Analyte | Sample Result | Sample Qual | Spike Added | MS Result | MS Qual | Total Uncert. (2σ+/-) | RL | MDC | Unit | %Rec | %Rec. Limits |
|---|---|---|---|---|---|---|---|---|---|---|---|
| Radium-226 | -0.0635 | U | 15.1 | 13.61 | | 1.78 | 1.00 | 0.422 | pCi/L | 90 | 75 - 138 |

## Method: 9315 - Radium-226 (GFPC) (Continued)

**Lab Sample ID: 400-195100-53 MS**
**Matrix: Water**
**Analysis Batch: 493176**

**Client Sample ID: BA 19110 MW-4**
**Prep Type: Total/NA**
**Prep Batch: 488580**

| Carrier | MS %Yield | MS Qualifier | Limits |
|---|---|---|---|
| Ba Carrier | 87.6 | | 40 - 110 |

**Lab Sample ID: 400-195100-53 MSD**
**Matrix: Water**
**Analysis Batch: 493176**

**Client Sample ID: BA 19110 MW-4**
**Prep Type: Total/NA**
**Prep Batch: 488580**

| Analyte | Sample Result | Sample Qual | Spike Added | MSD Result | MSD Qual | Total Uncert. (2σ+/-) | RL | MDC | Unit | %Rec | %Rec. Limits | RER | RER Limit |
|---|---|---|---|---|---|---|---|---|---|---|---|---|---|
| Radium-226 | -0.0635 | U | 15.1 | 12.75 | | 1.70 | 1.00 | 0.452 | pCi/L | 84 | 75 - 138 | 0.25 | 1 |

| Carrier | MSD %Yield | MSD Qualifier | Limits |
|---|---|---|---|
| Ba Carrier | 85.5 | | 40 - 110 |

## Method: 9320 - Radium-228 (GFPC)

**Lab Sample ID: MB 160-488437/24-A**
**Matrix: Water**
**Analysis Batch: 492984**

**Client Sample ID: Method Blank**
**Prep Type: Total/NA**
**Prep Batch: 488437**

| Analyte | MB Result | MB Qualifier | Count Uncert. (2σ+/-) | Total Uncert. (2σ+/-) | RL | MDC | Unit | Prepared | Analyzed | Dil Fac |
|---|---|---|---|---|---|---|---|---|---|---|
| Radium-228 | 0.4554 | | 0.275 | 0.278 | 1.00 | 0.419 | pCi/L | 11/06/20 06:25 | 12/24/20 08:11 | 1 |

| Carrier | MB %Yield | MB Qualifier | Limits | Prepared | Analyzed | Dil Fac |
|---|---|---|---|---|---|---|
| Ba Carrier | 84.2 | | 40 - 110 | 11/06/20 06:25 | 12/24/20 08:11 | 1 |
| Y Carrier | 88.2 | | 40 - 110 | 11/06/20 06:25 | 12/24/20 08:11 | 1 |

**Lab Sample ID: LCS 160-488437/1-A**
**Matrix: Water**
**Analysis Batch: 493001**

**Client Sample ID: Lab Control Sample**
**Prep Type: Total/NA**
**Prep Batch: 488437**

| Analyte | | | Spike Added | LCS Result | LCS Qual | Total Uncert. (2σ+/-) | RL | MDC | Unit | %Rec | %Rec. Limits | | |
|---|---|---|---|---|---|---|---|---|---|---|---|---|---|
| Radium-228 | | | 7.56 | 5.457 | * | 0.694 | 1.00 | 0.340 | pCi/L | 72 | 75 - 125 | | |

| Carrier | LCS %Yield | LCS Qualifier | Limits |
|---|---|---|---|
| Ba Carrier | 100 | | 40 - 110 |
| Y Carrier | 92.3 | | 40 - 110 |

**Lab Sample ID: LCSD 160-488437/2-A**
**Matrix: Water**
**Analysis Batch: 493001**

**Client Sample ID: Lab Control Sample Dup**
**Prep Type: Total/NA**
**Prep Batch: 488437**

| Analyte | | | Spike Added | LCSD Result | LCSD Qual | Total Uncert. (2σ+/-) | RL | MDC | Unit | %Rec | %Rec. Limits | RER | RER Limit |
|---|---|---|---|---|---|---|---|---|---|---|---|---|---|
| Radium-228 | | | 7.56 | 6.625 | | 0.828 | 1.00 | 0.382 | pCi/L | 88 | 75 - 125 | 0.77 | 1 |

## Method: 9320 - Radium-228 (GFPC) (Continued)

**Lab Sample ID: LCSD 160-488437/2-A**
**Matrix: Water**
**Analysis Batch: 493001**

**Client Sample ID: Lab Control Sample Dup**
**Prep Type: Total/NA**
**Prep Batch: 488437**

| Carrier | LCSD %Yield | LCSD Qualifier | Limits |
|---|---|---|---|
| Ba Carrier | 90.6 | | 40 - 110 |
| Y Carrier | 89.7 | | 40 - 110 |

**Lab Sample ID: MB 160-488538/24-A**
**Matrix: Water**
**Analysis Batch: 492788**

**Client Sample ID: Method Blank**
**Prep Type: Total/NA**
**Prep Batch: 488538**

| Analyte | MB Result | MB Qualifier | Count Uncert. (2σ+/-) | Total Uncert. (2σ+/-) | RL | MDC | Unit | Prepared | Analyzed | Dil Fac |
|---|---|---|---|---|---|---|---|---|---|---|
| Radium-228 | -0.06480 | U | 0.321 | 0.321 | 1.00 | 0.587 | pCi/L | 11/09/20 09:04 | 12/22/20 13:51 | 1 |

| Carrier | MB %Yield | MB Qualifier | Limits | Prepared | Analyzed | Dil Fac |
|---|---|---|---|---|---|---|
| Ba Carrier | 76.4 | | 40 - 110 | 11/09/20 09:04 | 12/22/20 13:51 | 1 |
| Y Carrier | 98.7 | | 40 - 110 | 11/09/20 09:04 | 12/22/20 13:51 | 1 |

**Lab Sample ID: LCS 160-488538/1-A**
**Matrix: Water**
**Analysis Batch: 492806**

**Client Sample ID: Lab Control Sample**
**Prep Type: Total/NA**
**Prep Batch: 488538**

| Analyte | | | Spike Added | LCS Result | LCS Qual | Total Uncert. (2σ+/-) | RL | MDC | Unit | %Rec | %Rec. Limits | | |
|---|---|---|---|---|---|---|---|---|---|---|---|---|---|
| Radium-228 | | | 10.1 | 8.930 | | 1.21 | 1.00 | 0.614 | pCi/L | 89 | 75 - 125 | | |

| Carrier | LCS %Yield | LCS Qualifier | Limits |
|---|---|---|---|
| Ba Carrier | 72.4 | | 40 - 110 |
| Y Carrier | 89.7 | | 40 - 110 |

**Lab Sample ID: 400-195100-22 MS**
**Matrix: Water**
**Analysis Batch: 492788**

**Client Sample ID: BA 19098 MW-22S**
**Prep Type: Total/NA**
**Prep Batch: 488538**

| Analyte | Sample Result | Sample Qual | Spike Added | MS Result | MS Qual | Total Uncert. (2σ+/-) | RL | MDC | Unit | %Rec | %Rec. Limits | | |
|---|---|---|---|---|---|---|---|---|---|---|---|---|---|
| Radium-228 | 0.272 | U | 10.1 | 7.241 | | 0.985 | 1.00 | 0.506 | pCi/L | 69 | 45 - 150 | | |

| Carrier | MS %Yield | MS Qualifier | Limits |
|---|---|---|---|
| Ba Carrier | 90.9 | | 40 - 110 |
| Y Carrier | 88.2 | | 40 - 110 |

**Lab Sample ID: 400-195100-22 MSD**
**Matrix: Water**
**Analysis Batch: 492788**

**Client Sample ID: BA 19098 MW-22S**
**Prep Type: Total/NA**
**Prep Batch: 488538**

| Analyte | Sample Result | Sample Qual | Spike Added | MSD Result | MSD Qual | Total Uncert. (2σ+/-) | RL | MDC | Unit | %Rec | %Rec. Limits | RER | RER Limit |
|---|---|---|---|---|---|---|---|---|---|---|---|---|---|
| Radium-228 | 0.272 | U | 10.1 | 8.647 | | 1.13 | 1.00 | 0.552 | pCi/L | 83 | 45 - 150 | 0.66 | 1 |

## Method: 9320 - Radium-228 (GFPC) (Continued)

**Lab Sample ID: 400-195100-22 MSD**
**Matrix: Water**
**Analysis Batch: 492788**

**Client Sample ID: BA 19098 MW-22S**
**Prep Type: Total/NA**
**Prep Batch: 488538**

| Carrier | MSD %Yield | MSD Qualifier | Limits |
|---|---|---|---|
| Ba Carrier | 81.5 | | 40 - 110 |
| Y Carrier | 93.8 | | 40 - 110 |

**Lab Sample ID: MB 160-488549/24-A**
**Matrix: Water**
**Analysis Batch: 493182**

**Client Sample ID: Method Blank**
**Prep Type: Total/NA**
**Prep Batch: 488549**

| Analyte | MB Result | MB Qualifier | Count Uncert. (2σ+/-) | Total Uncert. (2σ+/-) | RL | MDC | Unit | Prepared | Analyzed | Dil Fac |
|---|---|---|---|---|---|---|---|---|---|---|
| Radium-228 | -0.04625 | U | 0.180 | 0.180 | 1.00 | 0.333 | pCi/L | 11/09/20 10:20 | 12/28/20 13:45 | 1 |

| Carrier | MB %Yield | MB Qualifier | Limits | Prepared | Analyzed | Dil Fac |
|---|---|---|---|---|---|---|
| Ba Carrier | 87.0 | | 40 - 110 | 11/09/20 10:20 | 12/28/20 13:45 | 1 |
| Y Carrier | 103 | | 40 - 110 | 11/09/20 10:20 | 12/28/20 13:45 | 1 |

**Lab Sample ID: LCS 160-488549/1-A**
**Matrix: Water**
**Analysis Batch: 493174**

**Client Sample ID: Lab Control Sample**
**Prep Type: Total/NA**
**Prep Batch: 488549**

| Analyte | | | Spike Added | LCS Result | LCS Qual | Total Uncert. (2σ+/-) | RL | MDC | Unit | %Rec | %Rec. Limits | | |
|---|---|---|---|---|---|---|---|---|---|---|---|---|---|
| Radium-228 | | | 10.1 | 5.724 | * | 0.767 | 1.00 | 0.426 | pCi/L | 57 | 75 - 125 | | |

| Carrier | LCS %Yield | LCS Qualifier | Limits |
|---|---|---|---|
| Ba Carrier | 75.2 | | 40 - 110 |
| Y Carrier | 103 | | 40 - 110 |

**Lab Sample ID: 400-195100-48 MS**
**Matrix: Water**
**Analysis Batch: 493182**

**Client Sample ID: BA 19105 MW-15**
**Prep Type: Total/NA**
**Prep Batch: 488549**

| Analyte | Sample Result | Sample Qual | Spike Added | MS Result | MS Qual | Total Uncert. (2σ+/-) | RL | MDC | Unit | %Rec | %Rec. Limits | | |
|---|---|---|---|---|---|---|---|---|---|---|---|---|---|
| Radium-228 | 0.158 | U * | 10.0 | 4.855 | | 0.668 | 1.00 | 0.404 | pCi/L | 47 | 45 - 150 | | |

| Carrier | MS %Yield | MS Qualifier | Limits |
|---|---|---|---|
| Ba Carrier | 86.7 | | 40 - 110 |
| Y Carrier | 99.4 | | 40 - 110 |

**Lab Sample ID: 400-195100-48 MSD**
**Matrix: Water**
**Analysis Batch: 493182**

**Client Sample ID: BA 19105 MW-15**
**Prep Type: Total/NA**
**Prep Batch: 488549**

| Analyte | Sample Result | Sample Qual | Spike Added | MSD Result | MSD Qual | Total Uncert. (2σ+/-) | RL | MDC | Unit | %Rec | %Rec. Limits | RER | RER Limit |
|---|---|---|---|---|---|---|---|---|---|---|---|---|---|
| Radium-228 | 0.158 | U * | 10.1 | 5.440 | | 0.697 | 1.00 | 0.303 | pCi/L | 52 | 45 - 150 | 0.43 | 1 |

## Method: 9320 - Radium-228 (GFPC) (Continued)

**Lab Sample ID: 400-195100-48 MSD**
**Matrix: Water**
**Analysis Batch: 493182**

**Client Sample ID: BA 19105 MW-15**
**Prep Type: Total/NA**
**Prep Batch: 488549**

| Carrier | MSD %Yield | MSD Qualifier | Limits |
|---|---|---|---|
| Ba Carrier | 91.5 | | 40 - 110 |
| Y Carrier | 99.4 | | 40 - 110 |

**Lab Sample ID: MB 160-488626/24-A**
**Matrix: Water**
**Analysis Batch: 493182**

**Client Sample ID: Method Blank**
**Prep Type: Total/NA**
**Prep Batch: 488626**

| Analyte | MB Result | MB Qualifier | Count Uncert. (2σ+/-) | Total Uncert. (2σ+/-) | RL | MDC | Unit | Prepared | Analyzed | Dil Fac |
|---|---|---|---|---|---|---|---|---|---|---|
| Radium-228 | -0.08041 | U | 0.220 | 0.220 | 1.00 | 0.407 | pCi/L | 11/10/20 07:27 | 12/28/20 14:02 | 1 |

| Carrier | MB %Yield | MB Qualifier | Limits | Prepared | Analyzed | Dil Fac |
|---|---|---|---|---|---|---|
| Ba Carrier | 88.2 | | 40 - 110 | 11/10/20 07:27 | 12/28/20 14:02 | 1 |
| Y Carrier | 104 | | 40 - 110 | 11/10/20 07:27 | 12/28/20 14:02 | 1 |

**Lab Sample ID: LCS 160-488626/1-A**
**Matrix: Water**
**Analysis Batch: 493206**

**Client Sample ID: Lab Control Sample**
**Prep Type: Total/NA**
**Prep Batch: 488626**

| Analyte | | | Spike Added | LCS Result | LCS Qual | Total Uncert. (2σ+/-) | RL | MDC | Unit | %Rec | %Rec. Limits | | |
|---|---|---|---|---|---|---|---|---|---|---|---|---|---|
| Radium-228 | | | 7.55 | 5.652 | | 0.735 | 1.00 | 0.365 | pCi/L | 75 | 75 - 125 | | |

| Carrier | LCS %Yield | LCS Qualifier | Limits |
|---|---|---|---|
| Ba Carrier | 85.8 | | 40 - 110 |
| Y Carrier | 108 | | 40 - 110 |

**Lab Sample ID: 400-195100-53 MS**
**Matrix: Water**
**Analysis Batch: 493206**

**Client Sample ID: BA 19110 MW-4**
**Prep Type: Total/NA**
**Prep Batch: 488626**

| Analyte | Sample Result | Sample Qual | Spike Added | MS Result | MS Qual | Total Uncert. (2σ+/-) | RL | MDC | Unit | %Rec | %Rec. Limits | | |
|---|---|---|---|---|---|---|---|---|---|---|---|---|---|
| Radium-228 | 0.497 | | 10.1 | 7.901 | | 1.02 | 1.00 | 0.503 | pCi/L | 73 | 45 - 150 | | |

| Carrier | MS %Yield | MS Qualifier | Limits |
|---|---|---|---|
| Ba Carrier | 87.6 | | 40 - 110 |
| Y Carrier | 105 | | 40 - 110 |

**Lab Sample ID: 400-195100-53 MSD**
**Matrix: Water**
**Analysis Batch: 493206**

**Client Sample ID: BA 19110 MW-4**
**Prep Type: Total/NA**
**Prep Batch: 488626**

| Analyte | Sample Result | Sample Qual | Spike Added | MSD Result | MSD Qual | Total Uncert. (2σ+/-) | RL | MDC | Unit | %Rec | %Rec. Limits | RER | RER Limit |
|---|---|---|---|---|---|---|---|---|---|---|---|---|---|
| Radium-228 | 0.497 | | 10.1 | 8.069 | | 1.04 | 1.00 | 0.481 | pCi/L | 75 | 45 - 150 | 0.08 | 1 |

## Method: 9320 - Radium-228 (GFPC) (Continued)

**Lab Sample ID: 400-195100-53 MSD**
**Matrix: Water**
**Analysis Batch: 493206**

**Client Sample ID: BA 19110 MW-4**
**Prep Type: Total/NA**
**Prep Batch: 488626**

| Carrier | MSD %Yield | MSD Qualifier | Limits |
|---|---|---|---|
| Ba Carrier | 85.5 | | 40 - 110 |
| Y Carrier | 101 | | 40 - 110 |

**TestAmerica Pensacola**
3355 McLemore Drive
Pensacola, FL 32514
Phone (850) 474-1001 Fax (850) 478-2671

# Chain of Custody Record

TestAmerica
THE LEADER IN ENVIRONMENTAL TESTING

| Client Information (Sub Contract Lab) | Sampler: Anthony Goggins | Lab PM: Whitmire, Cheyenne R | Carrier Tracking No(s): | COC No: 400-56525-24537.1 |
|---|---|---|---|---|
| Client Contact: Laura Midkif | Phone: | E-Mail: cheyenne.whitmire@testamericainc.com | State of Origin: Alabama | Page: Page 1 of 9 |
| Company: Alabama Power General Test Laboratory | | Accreditations Required (See note): | | Job #: |
| Address: 744 County Rd 87 GSC#8 | Due Date Requested: | | | |
| City: Calera | TAT Requested (days): Routine | | | |
| State, Zip: AL, 35040 | | | | |
| Phone: 205-664-6197 | PO #: APC67309-0001 | | | |
| Email: lbmidkif@southernco.com | WO #: | | | |
| Project Name: CCR | Project #: 40007143 | | | |
| Site: Miller Ash Pond 1304 | SSOW#: | | | |

**Analysis Requested**

**Preservation Codes:**

| | |
|---|---|
| A - HCL | M - Hexane |
| B - NaOH | N - None |
| C - Zn Acetate | O - AsNaO2 |
| D - Nitric Acid | P - Na2O4S |
| E - NaHSO4 | Q - Na2SO3 |
| F - MeOH | R - Na2S2O3 |
| G - Amchlor | S - H2SO4 |
| H - Ascorbic Acid | T - TSP Dodecahydrate |
| I - Ice | U - Acetone |
| J - DI Water | V - MCAA |
| K - EDTA | W - pH 4-5 |
| L - EDA | Z - other (specify) |

Other:

400-195100 COC

| Sample Identification - Client ID (Lab ID) | Sample Date | Sample Time | Sample Type (C=comp, G=grab) | Matrix (W=water, S=solid, O=waste/oil, BT=Tissue, A=Air) | Field Filtered Sample (Yes or No) | Perform MS/MSD (Yes or No) | SM 4500 F_C | SM 4500 CL_E | SM 4500 SO4_E | 9315_Ra226, 9320_Ra228, Ra226Ra228_GFPC | Total Number of containers | Special Instructions/Note: |
|---|---|---|---|---|---|---|---|---|---|---|---|---|
| | | | Preservation Code: | | | | | | | | | |
| BA19022 | 10/14/20 | 14:22 | G | Water | | | | | | X | 1 | MW-19HA |
| BA19023 | 10/14/20 | 14:30 | G | Water | | | | | | X | 1 | FB-3 (Field Blank |

Note: Since laboratory accreditations are subject to change, TestAmerica Laboratories, Inc. places the ownership of method, analyte & accreditation compliance upon out subcontract laboratories. This sample shipment is forwarded under chain-of-custody. If the laboratory does not currently maintain accreditation in the State of Origin listed above for analysis/tests/matrix being analyzed, the samples must be shipped back to the TestAmerica laboratory or other instructions will be provided. Any changes to accreditation status should be brought to TestAmerica Laboratories, Inc. attention immediately. If all requested accreditations are current to date, return the signed Chain of Custody attesting to said compliance to TestAmerica Laboratories, Inc.

| Possible Hazard Identification | Sample Disposal ( A fee may be assessed if samples are retained longer than 1 month) |
|---|---|
| Unconfirmed | ☐ Return To Client ☐ Disposal By Lab ☐ Archive For _____ Months |
| Deliverable Requested: I, II, III, IV, Other (specify) | 44048 Special Instructions/QC Requirements: |

| Empty Kit Relinquished by: | Date: | Time: | Method of Shipment: | | |
|---|---|---|---|---|---|
| Relinquished by: Laura Midkiff | Date/Time: 10/28/2020 0930 | Water APC | Received by: | Date/Time: | Company |
| Relinquished by: | Date/Time: | Company | Received by: | Date/Time: | Company |
| Relinquished by: | | 0 Company | Received by: | Date/Time: 10-29/20=1200 | Company ETA. |
| Custody Seals Intact: | | | Cooler Temperature(s) °C and Other Remarks: | | |

23.8°C, 22.7°C, 23.4°C, 23.2°C. IR8

Ver: 08/20/2016

**TestAmerica Pensacola**
3355 McLemore Drive
Pensacola, FL 32514
Phone (850) 474-1001 Fax (850) 478-2671

# Chain of Custody Record

TestAmerica
THE LEADER IN ENVIRONMENTAL TESTING

| Client Information (Sub Contract Lab) | Sampler: Dallas Gentry | Lab PM: Whitmire, Cheyenne R | Carrier Tracking No(s): | COC No: 400-56525-24537.1 |
|---|---|---|---|---|
| Client Contact: Laura Midkif | Phone: | E-Mail: cheyenne.whitmire@testamericainc.com | State of Origin: Alabama | Page: Page 7 of 9 |
| Company: Alabama Power General Test Laboratory | | Accreditations Required (See note): | | Job #: |
| Address: 744 County Rd 87 GSC#8 | Due Date Requested: | Analysis Requested | | Preservation Codes: A - HCL, B - NaOH, C - Zn Acetate, D - Nitric Acid, E - NaHSO4, F - MeOH, G - Amchlor, H - Ascorbic Acid, I - Ice, J - DI Water, K - EDTA, L - EDA, M - Hexane, N - None, O - AsNaO2, P - Na2O4S, Q - Na2SO3, R - Na2S2O3, S - H2SO4, T - TSP Dodecahydrate, U - Acetone, V - MCAA, W - pH 4-5, Z - other (specify), Other: |
| City: Calera | TAT Requested (days): Routine | | | |
| State, Zip: AL, 35040 | | | | |
| Phone: 205-664-6197 | PO #: APC67309-0001 | | | |
| Email: lbmidkif@southernco.com | WO #: | | | |
| Project Name: CCR | Project #: 40007143 | | | |
| Site: Miller Ash Pond 1304 | SSOW#: | | | |

| Sample Identification - Client ID (Lab ID) | Sample Date | Sample Time | Sample Type (C=comp, G=grab) | Matrix (W=water, S=solid, O=wasteoil, BT=Tissue, A=Air) | Field Filtered Sample (Yes or No) | Perform MS/MSD (Yes or No) | SM 4500 F_C | SM 4500 CL_E | SM 4500 SO4_E | 9315_Ra226; 9320_Ra228; Ra226Ra228_GFPC | Total Number of containers | Special Instructions/Note: |
|---|---|---|---|---|---|---|---|---|---|---|---|---|
| | | | Preservation Code: | | | | | | | | | |
| BA19528 | 10/21/20 | 11:09 | G | Water | | | | | | X | 1 | MW-34H |
| BA19529 | 10/21/20 | 13:02 | G | Water | | | | | | X | 1 | MW-2 |

Note: Since laboratory accreditations are subject to change, TestAmerica Laboratories, Inc. places the ownership of method, analyte & accreditation compliance upon out subcontract laboratories. This sample shipment is forwarded under chain-of-custody. If the laboratory does not currently maintain accreditation in the State of Origin listed above for analysis/tests/matrix being analyzed, the samples must be shipped back to the TestAmerica laboratory or other instructions will be provided. Any changes to accreditation status should be brought to TestAmerica Laboratories, Inc. attention immediately. If all requested accreditations are current to date, return the signed Chain of Custody attesting to said compliance to TestAmerica Laboratories, Inc.

| Possible Hazard Identification: Unconfirmed | Sample Disposal ( A fee may be assessed if samples are retained longer than 1 month): ☐ Return To Client ☐ Disposal By Lab ☐ Archive For _____ Months |
|---|---|
| Deliverable Requested: I, II, III, IV, Other (specify) | 44048 Special Instructions/QC Requirements: |

| Empty Kit Relinquished by: | Date: | Time: | Method of Shipment: | | |
|---|---|---|---|---|---|
| Relinquished by: Laura Midkiff | Date/Time: 10/28/2020 0930 | Water APC | Received by: | Date/Time: | Company |
| Relinquished by: | Date/Time: | Company | Received by: | Date/Time: | Company |
| Relinquished by: | 0 | Company | Received by: | Date/Time: 10-29-20/1200 | Company ETA |
| Custody Seals Intact: | | | Cooler Temperature(s) °C and Other Remarks: | | |

Ver: 09/20/2016

**TestAmerica Pensacola**
3355 McLemore Drive
Pensacola, FL 32514
Phone (850) 474-1001 Fax (850) 478-2671

# Chain of Custody Record

TestAmerica
THE LEADER IN ENVIRONMENTAL TESTING

| Client Information (Sub Contract Lab) | Sampler: TJ Daugherty | Lab PM: Whitmire, Cheyenne R | Carrier Tracking No(s): | COC No: 400-56525-24537.1 |
|---|---|---|---|---|
| Client Contact: Laura Midkiff | Phone: | E-Mail: cheyenne.whitmire@testamericainc.com | State of Origin: Alabama | Page: Page 6 of 9 |
| Company: Alabama Power General Test Laboratory | | Accreditations Required (See note): | | Job #: |
| Address: 744 County Rd 87 GSC#8 | Due Date Requested: | Analysis Requested | | Preservation Codes: A - HCL, B - NaOH, C - Zn Acetate, D - Nitric Acid, E - NaHSO4, F - MeOH, G - Amchlor, H - Ascorbic Acid, I - Ice, J - DI Water, K - EDTA, L - EDA, M - Hexane, N - None, O - AsNaO2, P - Na2O4S, Q - Na2SO3, R - Na2S2O3, S - H2SO4, T - TSP Dodecahydrate, U - Acetone, V - MCAA, W - pH 4-5, Z - other (specify), Other: |
| City: Calera | TAT Requested (days): Routine | | | |
| State, Zip: AL, 35040 | | | | |
| Phone: 205-664-6197 | PO #: APC67309-0001 | | | |
| Email: lbmidkif@southernco.com | WO #: | | | |
| Project Name: CCR | Project #: 40007143 | | | |
| Site: Miller Ash Pond 1304 | SSOW#: | | | |

| Sample Identification - Client ID (Lab ID) | Sample Date | Sample Time | Sample Type (C=comp, G=grab) | Matrix (W=water, S=solid, O=waste/oil, BT=Tissue, A=Air) | Field Filtered Sample (Yes or No) | Perform MS/MSD (Yes or No) | SM 4500 F_C | SM 4500 CL_E | SM 4500 SO4_E | 9315_Ra226, 9320_Ra228, Ra226Ra228_GFPC | Total Number of containers | Special Instructions/Note: |
|---|---|---|---|---|---|---|---|---|---|---|---|---|
| | | | Preservation Code: | | | | | | | | | |
| BA19517 | 10/19/20 | 11:50 | G | Water | | | | | | X | 1 | MW-20HS |
| BA19518 | 10/19/20 | 11:50 | G | Water | | | | | | X | 1 | MW-20HS DUP (Sample Duplicate) |
| BA19519 | 10/19/20 | 13:13 | G | Water | | | | | | X | 1 | MW-20H |
| BA19520 | 10/19/20 | 15:15 | G | Water | | | | | | X | 1 | MW-6V |
| BA19521 | 10/20/20 | 09:55 | G | Water | | | | | | X | 1 | MW-7SR |
| BA19522 | 10/20/20 | 11:20 | G | Water | | | | | | X | 1 | MW-7DR |
| BA19523 | 10/20/20 | 12:50 | G | Water | | | | | | X | 1 | MW-6 |
| BA19524 | 10/20/20 | 15:50 | G | Water | | | | | | X | 1 | MW-22I |
| BA19525 | 10/21/20 | 11:05 | G | Water | | | | | | X | 1 | PZ-5 |
| BA19526 | 10/21/20 | 12:25 | G | Water | | | | | | X | 1 | MW-5 |
| BA19527 | 10/21/20 | 12:45 | G | Water | | | | | | X | 1 | FB-2 (Field Blank) |

Note: Since laboratory accreditations are subject to change, TestAmerica Laboratories, Inc. places the ownership of method, analyte & accreditation compliance upon out subcontract laboratories. This sample shipment is forwarded under chain-of-custody. If the laboratory does not currently maintain accreditation in the State of Origin listed above for analysis/tests/matrix being analyzed, the samples must be shipped back to the TestAmerica laboratory or other instructions will be provided. Any changes to accreditation status should be brought to TestAmerica Laboratories, Inc. attention immediately. If all requested accreditations are current to date, return the signed Chain of Custody attesting to said compliance to TestAmerica Laboratories, Inc.

| Possible Hazard Identification: Unconfirmed | Sample Disposal ( A fee may be assessed if samples are retained longer than 1 month): ☐ Return To Client ☐ Disposal By Lab ☐ Archive For _____ Months |
|---|---|
| Deliverable Requested: I, II, III, IV, Other (specify) | 44048 Special Instructions/QC Requirements: |

| Empty Kit Relinquished by: | Date: | Time: | Method of Shipment: | | |
|---|---|---|---|---|---|
| Relinquished by: Laura Midkiff | Date/Time: 10/28/2020 0930 | Water APC | Received by: | Date/Time: | Company |
| Relinquished by: | Date/Time: | Company | Received by: | Date/Time: | Company |
| Relinquished by: | 0 | Company | Received by: | Date/Time: 10-29-20/1200 | Company: ETA |
| Custody Seals Intact: | | | Cooler Temperature(s) °C and Other Remarks: | | |

Ver: 09/20/2016

**TestAmerica Pensacola**
3355 McLemore Drive
Pensacola, FL 32514
Phone (850) 474-1001 Fax (850) 478-2671

# Chain of Custody Record

TestAmerica
THE LEADER IN ENVIRONMENTAL TESTING

| Client Information (Sub Contract Lab) | Sampler: Dallas Gentry | Lab PM: Whitmire, Cheyenne R | Carrier Tracking No(s): | COC No: 400-56525-24537.1 |
|---|---|---|---|---|
| Client Contact: Laura Midkif | Phone: | E-Mail: cheyenne.whitmire@testamericainc.com | State of Origin: Alabama | Page: Page 2 of 9 |
| Company: Alabama Power General Test Laboratory | | Accreditations Required (See note): | | Job #: |
| Address: 744 County Rd 87 GSC#8 | Due Date Requested: | Analysis Requested | | Preservation Codes: A - HCL, B - NaOH, C - Zn Acetate, D - Nitric Acid, E - NaHSO4, F - MeOH, G - Amchlor, H - Ascorbic Acid, I - Ice, J - DI Water, K - EDTA, L - EDA, M - Hexane, N - None, O - AsNaO2, P - Na2O4S, Q - Na2SO3, R - Na2S2O3, S - H2SO4, T - TSP Dodecahydrate, U - Acetone, V - MCAA, W - pH 4-5, Z - other (specify), Other: |
| City: Calera | TAT Requested (days): Routine | | | |
| State, Zip: AL, 35040 | | | | |
| Phone: 205-664-6197 | PO #: APC67309-0001 | | | |
| Email: lbmidkif@southernco.com | WO #: | | | |
| Project Name: CCR | Project #: 40007143 | | | |
| Site: Miller Ash Pond 1304 | SSOW#: | | | |

| Sample Identification - Client ID (Lab ID) | Sample Date | Sample Time | Sample Type (C=comp, G=grab) | Matrix (W=water, S=solid, O=waste/oil, BT=Tissue, A=Air) | Field Filtered Sample (Yes or No) | Perform MS/MSD (Yes or No) | SM 4500 F_C | SM 4500 Cl_E | SM 4500 SO4_E | 9315_Ra226, 9320_Ra228, Ra226Ra228_GFPC | Total Number of containers | Special Instructions/Note: |
|---|---|---|---|---|---|---|---|---|---|---|---|---|
| | | | Preservation Code: | | | | | | | | | |
| BA19092 | 10/13/20 | 08:50 | G | Water | | | | | | X | 1 | MW-35H |
| BA19093 | 10/13/20 | 08:50 | G | Water | | | | | | X | 1 | MW-35H DUP (Sample Duplicate) |
| BA19094 | 10/13/20 | 10:01 | G | Water | | | | | | X | 1 | MW-17H |
| BA19095 | 10/13/20 | 11:30 | G | Water | | | | | | X | 1 | MW-18H |
| BA19096 | 10/13/20 | 13:55 | G | Water | | | | | | X | 1 | FB-1 (Field Blank) |
| BA19097 | 10/13/20 | 14:07 | G | Water | | | | | | X | 1 | MW-21 |
| BA19098 | 10/14/20 | 09:05 | G | Water | | X | | | | X | 3 | MW-22S |
| BA19099 | 10/14/20 | 11:54 | G | Water | | | | | | X | 1 | MW-23A |
| BA19100 | 10/14/20 | 14:16 | G | Water | | | | | | X | 1 | MW-23 |
| BA19101 | 10/15/20 | 09:04 | G | Water | | | | | | X | 1 | MW-9DR |
| BA19102 | 10/15/20 | 10:14 | G | Water | | | | | | X | 1 | MW-9SR |

Note: Since laboratory accreditations are subject to change, TestAmerica Laboratories, Inc. places the ownership of method, analyte & accreditation compliance upon out subcontract laboratories. This sample shipment is forwarded under chain-of-custody. If the laboratory does not currently maintain accreditation in the State of Origin listed above for analysis/tests/matrix being analyzed, the samples must be shipped back to the TestAmerica laboratory or other instructions will be provided. Any changes to accreditation status should be brought to TestAmerica Laboratories, Inc. attention immediately. If all requested accreditations are current to date, return the signed Chain of Custody attesting to said compliance to TestAmerica Laboratories, Inc.

| Possible Hazard Identification: Unconfirmed | Sample Disposal ( A fee may be assessed if samples are retained longer than 1 month): ☐ Return To Client ☐ Disposal By Lab ☐ Archive For _____ Months |
|---|---|
| Deliverable Requested: I, II, III, IV, Other (specify) | 44048 Special Instructions/QC Requirements: |

| Empty Kit Relinquished by: | Date: | Time: | Method of Shipment: | | |
|---|---|---|---|---|---|
| Relinquished by: Laura Midkiff | Date/Time: 10/28/2020 0930 | Water APC | Received by: | Date/Time: | Company |
| Relinquished by: | Date/Time: | Company | Received by: | Date/Time: | Company |
| Relinquished by: | 0 | Company | Received by: | Date/Time: 10-29-20/0800 | Company ETA |

Custody Seals Intact: | Cooler Temperature(s) °C and Other Remarks:

Ver: 09/20/2016

**TestAmerica Pensacola**
3355 McLemore Drive
Pensacola, FL 32514
Phone (850) 474-1001 Fax (850) 478-2671

# Chain of Custody Record

TestAmerica
THE LEADER IN ENVIRONMENTAL TESTING

| Client Information (Sub Contract Lab) | Sampler: TJ Daugherty | Lab PM: Whitmire, Cheyenne R | Carrier Tracking No(s): | COC No: 400-56525-24537.1 |
|---|---|---|---|---|
| Client Contact: Laura Midkif | Phone: | E-Mail: cheyenne.whitmire@testamericainc.com | State of Origin: Alabama | Page: Page 9 of 9 |
| Company: Alabama Power General Test Laboratory | | Accreditations Required (See note): | | Job #: |
| Address: 744 County Rd 87 GSC#8 | Due Date Requested: | Analysis Requested | | Preservation Codes: A - HCL, B - NaOH, C - Zn Acetate, D - Nitric Acid, E - NaHSO4, F - MeOH, G - AmchNor, H - Ascorbic Acid, I - Ice, J - DI Water, K - EDTA, L - EDA, M - Hexane, N - None, O - AsNaO2, P - Na2O4S, Q - Na2SO3, R - Na2S2O3, S - H2SO4, T - TSP Dodecahydrate, U - Acetone, V - MCAA, W - pH 4-5, Z - other (specify), Other: |
| City: Calera | TAT Requested (days): Routine | | | |
| State, Zip: AL, 35040 | | | | |
| Phone: 205-664-6197 | PO #: APC67309-0001 | | | |
| Email: lbmidkif@southernco.com | WO #: | | | |
| Project Name: CCR | Project #: 40007143 | | | |
| Site: Miller Ash Pond 1304 | SSOW#: | | | |

| Sample Identification - Client ID (Lab ID) | Sample Date | Sample Time | Sample Type (C=comp, G=grab) | Matrix (Wwater, Ssolid, Owaste/oil, BT=Tissue, A=Air) | Field Filtered Sample (Yes or No) | Perform MS/MSD (Yes or No) | SM 4500 F_C | SM 4500 CL_E | SM 4500 SO4_E | 9315_Ra226, 9320_Ra228, Ra226Ra228_GFPC | Total Number of containers | Special Instructions/Note: |
|---|---|---|---|---|---|---|---|---|---|---|---|---|
| | | | Preservation Code: | | | | | | | | | |
| BA19756 | 10/26/20 | 13:30 | G | Water | | | | | | X | 1 | MW-22D |
| BA19757 | 10/27/20 | 11:10 | G | Water | | | | | | X | 1 | MW-31H |

Note: Since laboratory accreditations are subject to change, TestAmerica Laboratories, Inc. places the ownership of method, analyte & accreditation compliance upon out subcontract laboratories. This sample shipment is forwarded under chain-of-custody. If the laboratory does not currently maintain accreditation in the State of Origin listed above for analysis/tests/matrix being analyzed, the samples must be shipped back to the TestAmerica laboratory or other instructions will be provided. Any changes to accreditation status should be brought to TestAmerica Laboratories, Inc. attention immediately. If all requested accreditations are current to date, return the signed Chain of Custody attesting to said compliance to TestAmerica Laboratories, Inc.

| Possible Hazard Identification: Unconfirmed | Sample Disposal ( A fee may be assessed if samples are retained longer than 1 month): ☐ Return To Client ☐ Disposal By Lab ☐ Archive For _____ Months |
|---|---|
| Deliverable Requested: I, II, III, IV, Other (specify) | 44048 Special Instructions/QC Requirements: |

| Empty Kit Relinquished by: | Date: | Time: | Method of Shipment: | | |
|---|---|---|---|---|---|
| Relinquished by: Laura Midkiff | Date/Time: 10/28/2020 0930 | Water APC | Received by: | Date/Time: | Company |
| Relinquished by: | Date/Time: | Company | Received by: | Date/Time: | Company |
| Relinquished by: | 0 | Company | Received by: | Date/Time: 10-29/20/1200 | Company ETA. |
| Custody Seals Intact: | | | Cooler Temperature(s) °C and Other Remarks: | | |

Ver: 09/20/2016

**TestAmerica Pensacola**
3355 McLemore Drive
Pensacola, FL 32514
Phone (850) 474-1001 Fax (850) 478-2671

# Chain of Custody Record

TestAmerica
THE LEADER IN ENVIRONMENTAL TESTING

| Client Information (Sub Contract Lab) | Sampler: Anthony Goggins | Lab PM: Whitmire, Cheyenne R | Carrier Tracking No(s): | COC No: 400-56525-24537.1 |
|---|---|---|---|---|
| Client Contact: Laura Midkif | Phone: | E-Mail: cheyenne.whitmire@testamericainc.com | State of Origin: Alabama | Page: Page 8 of 9 |
| Company: Alabama Power General Test Laboratory | | Accreditations Required (See note): | | Job #: |
| Address: 744 County Rd 87 GSC#8 | Due Date Requested: | Analysis Requested | | Preservation Codes: A - HCL, B - NaOH, C - Zn Acetate, D - Nitric Acid, E - NaHSO4, F - MeOH, G - Amchlor, H - Ascorbic Acid, I - Ice, J - DI Water, K - EDTA, L - EDA, M - Hexane, N - None, O - AsNaO2, P - Na2O4S, Q - Na2SO3, R - Na2S2O3, S - H2SO4, T - TSP Dodecahydrate, U - Acetone, V - MCAA, W - pH 4-5, Z - other (specify), Other: |
| City: Calera | TAT Requested (days): Routine | | | |
| State, Zip: AL, 35040 | | | | |
| Phone: 205-664-6197 | PO #: APC67309-0001 | | | |
| Email: lbmidkif@southernco.com | WO #: | | | |
| Project Name: CCR | Project #: 40007143 | | | |
| Site: Miller Ash Pond 1304 | SSOW#: | | | |

| Sample Identification - Client ID (Lab ID) | Sample Date | Sample Time | Sample Type (C=comp, G=grab) | Matrix (W=water, S=solid, O=waste/oil, BT=Tissue, A=Air) | Field Filtered Sample (Yes or No) | Perform MS/MSD (Yes or No) | SM 4500 F_C | SM 4500 Cl_E | SM 4500 SO4_E | 9315_Ra226, 9320_Ra228, Ra226Ra228_GFPC | Total Number of containers | Special Instructions/Note: |
|---|---|---|---|---|---|---|---|---|---|---|---|---|
| | | | Preservation Code: | | | | | | | | | |
| BA19754 | 10/26/20 | 13:33 | G | Water | | | | | | X | 1 | MW-27HR |
| BA19755 | 10/27/20 | 11:17 | G | Water | | | | | | X | 1 | MW-36HR |

Note: Since laboratory accreditations are subject to change, TestAmerica Laboratories, Inc. places the ownership of method, analyte & accreditation compliance upon out subcontract laboratories. This sample shipment is forwarded under chain-of-custody. If the laboratory does not currently maintain accreditation in the State of Origin listed above for analysis/tests/matrix being analyzed, the samples must be shipped back to the TestAmerica laboratory or other instructions will be provided. Any changes to accreditation status should be brought to TestAmerica Laboratories, Inc. attention immediately. If all requested accreditations are current to date, return the signed Chain of Custody attesting to said compliance to TestAmerica Laboratories, Inc.

| Possible Hazard Identification: Unconfirmed | Sample Disposal ( A fee may be assessed if samples are retained longer than 1 month): ☐ Return To Client ☐ Disposal By Lab ☐ Archive For _____ Months |
|---|---|
| Deliverable Requested: I, II, III, IV, Other (specify) 44048 | Special Instructions/QC Requirements: |

| Empty Kit Relinquished by: | Date: | Time: | Method of Shipment: | | |
|---|---|---|---|---|---|
| Relinquished by: Laura Midkiff | Date/Time: 10/28/2020 0930 | Water APC | Received by: | Date/Time: | Company |
| Relinquished by: | Date/Time: | Company | Received by: | Date/Time: | Company |
| Relinquished by: | 0 | Company | Received by: | Date/Time: 10-29-20/1200 | Company ETA |
| Custody Seals Intact: | | | Cooler Temperature(s) °C and Other Remarks: | | |

Ver: 09/20/2016

**TestAmerica Pensacola**
3355 McLemore Drive
Pensacola, FL 32514
Phone (850) 474-1001 Fax (850) 478-2671

# Chain of Custody Record

TestAmerica
THE LEADER IN ENVIRONMENTAL TESTING

| Client Information (Sub Contract Lab) | Sampler: Dallas Gentry | Lab PM: Whitmire, Cheyenne R | Carrier Tracking No(s): | COC No: 400-56525-24537.1 |
|---|---|---|---|---|
| Client Contact: Laura Midkif | Phone: | E-Mail: cheyenne.whitmire@testamericainc.com | State of Origin: Alabama | Page: Page 5 of 9 |
| Company: Alabama Power General Test Laboratory | | Accreditations Required (See note): | | Job #: |
| Address: 744 County Rd 87 GSC#8 | Due Date Requested: | | | |
| City: Calera | TAT Requested (days): Routine | | | |
| State, Zip: AL, 35040 | | | | |
| Phone: 205-664-6197 | PO #: APC67309-0001 | | | |
| Email: lbmidkif@southernco.com | WO #: | | | |
| Project Name: CCR | Project #: 40007143 | | | |
| Site: Miller Ash Pond 1304 | SSOW#: | | | |

**Analysis Requested**

**Preservation Codes:**

| | |
|---|---|
| A - HCL | M - Hexane |
| B - NaOH | N - None |
| C - Zn Acetate | O - AsNaO2 |
| D - Nitric Acid | P - Na2O4S |
| E - NaHSO4 | Q - Na2SO3 |
| F - MeOH | R - Na2S2O3 |
| G - Amchlor | S - H2SO4 |
| H - Ascorbic Acid | T - TSP Dodecahydrate |
| I - Ice | U - Acetone |
| J - DI Water | V - MCAA |
| K - EDTA | W - pH 4-5 |
| L - EDA | Z - other (specify) |

Other:

| Sample Identification - Client ID (Lab ID) | Sample Date | Sample Time | Sample Type (C=comp, G=grab) | Matrix (W=water, S=solid, O=waste/oil, BT=Tissue, A=Air) | Field Filtered Sample (Yes or No) | Perform MS/MSD (Yes or No) | SM 4500 F_C | SM 4500 Cl_E | SM 4500 SO4_E | 9315_Ra226, 9320_Ra228, Ra226Ra228_GFPC | Total Number of containers | Special Instructions/Note: |
|---|---|---|---|---|---|---|---|---|---|---|---|---|
| | | | Preservation Code: | | | | | | | | | |
| BA19352 | 10/19/20 | 10:35 | G | Water | | | | | | X | 1 | MW-37H |
| BA19353 | 10/19/20 | 10:35 | G | Water | | | | | | X | 1 | MW-37H DUP (Sample Duplicate) |
| BA19354 | 10/19/20 | 12:19 | G | Water | | | | | | X | 1 | MW-10 |
| BA19355 | 10/19/20 | 13:52 | G | Water | | | | | | X | 1 | MW-12 |
| BA19356 | 10/19/20 | 15:47 | G | Water | | | | | | X | 1 | MW-28H |
| BA19357 | 10/19/20 | 16:20 | G | Water | | | | | | X | 1 | FB-4 (Field Blank) |
| BA19358 | 10/20/20 | 09:19 | G | Water | | | | | | X | 1 | MW-14R |
| BA19359 | 10/20/20 | 11:38 | G | Water | | | | | | X | 1 | MW-13SR |
| BA19360 | 10/20/20 | 13:49 | G | Water | | | | | | X | 1 | MW-13DR |

Note: Since laboratory accreditations are subject to change, TestAmerica Laboratories, Inc. places the ownership of method, analyte & accreditation compliance upon out subcontract laboratories. This sample shipment is forwarded under chain-of-custody. If the laboratory does not currently maintain accreditation in the State of Origin listed above for analysis/tests/matrix being analyzed, the samples must be shipped back to the TestAmerica laboratory or other instructions will be provided. Any changes to accreditation status should be brought to TestAmerica Laboratories, Inc. attention immediately. If all requested accreditations are current to date, return the signed Chain of Custody attesting to said compliance to TestAmerica Laboratories, Inc.

| Possible Hazard Identification | Sample Disposal ( A fee may be assessed if samples are retained longer than 1 month) |
|---|---|
| Unconfirmed | ☐ Return To Client ☐ Disposal By Lab ☐ Archive For _____ Months |
| Deliverable Requested: I, II, III, IV, Other (specify) | 44048 Special Instructions/QC Requirements: |

| Empty Kit Relinquished by: | Date: | Time: | Method of Shipment: |
|---|---|---|---|

| Relinquished by: Laura Midkif | Date/Time: 10/28/2020 0930 | Company: Water APC | Received by: | Date/Time: | Company |
|---|---|---|---|---|---|
| Relinquished by: | Date/Time: | Company | Received by: | Date/Time: | Company |
| Relinquished by: | 0 | Company | Received by: | Date/Time: 10-29-20/1200 | Company ETA |

Custody Seals Intact: | Cooler Temperature(s) °C and Other Remarks:

Ver: 09/20/2016

**TestAmerica Pensacola**
3355 McLemore Drive
Pensacola, FL 32514
Phone (850) 474-1001 Fax (850) 478-2671

# Chain of Custody Record

TestAmerica
THE LEADER IN ENVIRONMENTAL TESTING

| Client Information (Sub Contract Lab) | Sampler: Anthony Goggins | Lab PM: Whitmire, Cheyenne R | Carrier Tracking No(s): | COC No: 400-56525-24537.1 |
|---|---|---|---|---|
| Client Contact: Laura Midkif | Phone: | E-Mail: cheyenne.whitmire@testamericainc.com | State of Origin: Alabama | Page: Page 4 of 9 |
| Company: Alabama Power General Test Laboratory | | Accreditations Required (See note): | | Job #: |
| Address: 744 County Rd 87 GSC#8 | Due Date Requested: | Analysis Requested | | Preservation Codes: A - HCL, B - NaOH, C - Zn Acetate, D - Nitric Acid, E - NaHSO4, F - MeOH, G - Amchlor, H - Ascorbic Acid, I - Ice, J - DI Water, K - EDTA, L - EDA, M - Hexane, N - None, O - AsNaO2, P - Na2O4S, Q - Na2SO3, R - Na2S2O3, S - H2SO4, T - TSP Dodecahydrate, U - Acetone, V - MCAA, W - pH 4-5, Z - other (specify), Other: |
| City: Calera | TAT Requested (days): Routine | | | |
| State, Zip: AL, 35040 | | | | |
| Phone: 205-664-6197 | PO #: APC67309-0001 | | | |
| Email: lbmidkif@southernco.com | WO #: | | | |
| Project Name: CCR | Project #: 40007143 | | | |
| Site: Miller Ash Pond 1304 | SSOW#: | | | |

| Sample Identification - Client ID (Lab ID) | Sample Date | Sample Time | Sample Type (C=comp, G=grab) | Matrix (W=water, S=solid, O=waste/oil, BT=Tissue, A=Air) | Field Filtered Sample (Yes or No) | Perform MS/MSD (Yes or No) | SM 4500 F_C | SM 4500 Cl_E | SM 4500 SO4_E | 9315_Ra226, 9320_Ra228, Ra226Ra228_GFPC | Total Number of containers | Special Instructions/Note: |
|---|---|---|---|---|---|---|---|---|---|---|---|---|
| | | | Preservation Code: | | | | | | | | | |
| BA19346 | 10/19/20 | 12:05 | G | Water | | | | | | X | 1 | EB-2 (Equipment Blank) |
| BA19347 | 10/19/20 | 14:50 | G | Water | | | | | | X | 1 | MW-1 |
| BA19348 | 10/19/20 | 14:50 | G | Water | X | | | | | X | 1 | MW-1 DISS |
| BA19349 | 10/20/20 | 11:35 | G | Water | | | | | | X | 1 | MW-11 |
| BA19350 | 10/20/20 | 11:55 | G | Water | | | | | | X | 1 | FB-5 (Field Blank) |
| BA19351 | 10/20/20 | 13:50 | G | Water | | | | | | X | 1 | MW-30H |

Note: Since laboratory accreditations are subject to change, TestAmerica Laboratories, Inc. places the ownership of method, analyte & accreditation compliance upon out subcontract laboratories. This sample shipment is forwarded under chain-of-custody. If the laboratory does not currently maintain accreditation in the State of Origin listed above for analysis/tests/matrix being analyzed, the samples must be shipped back to the TestAmerica laboratory or other instructions will be provided. Any changes to accreditation status should be brought to TestAmerica Laboratories, Inc. attention immediately. If all requested accreditations are current to date, return the signed Chain of Custody attesting to said complicance to TestAmerica Laboratories, Inc.

| *Possible Hazard Identification* Unconfirmed | *Sample Disposal ( A fee may be assessed if samples are retained longer than 1 month)* ☐ *Return To Client* ☐ *Disposal By Lab* ☐ *Archive For* _____ *Months* |
|---|---|
| Deliverable Requested: I, II, III, IV, Other (specify) | 4404B Special Instructions/QC Requirements: |

| Empty Kit Relinquished by: | Date: | Time: | Method of Shipment: | | |
|---|---|---|---|---|---|
| Relinquished by: Laura Midkiff | Date/Time: 10/28/2020 0930 | Water APC | Received by: | Date/Time: | Company |
| Relinquished by: | Date/Time: | Company | Received by: | Date/Time: | Company |
| Relinquished by: | 0 | Company | Received by: | Date/Time: 10-29-20/0800 | Company: EPA. |
| Custody Seals Intact: | | | Cooler Temperature(s) °C and Other Remarks: | | |

Ver: 09/20/2016

**TestAmerica Pensacola**
3355 McLemore Drive
Pensacola, FL 32514
Phone (850) 474-1001 Fax (850) 478-2671

# Chain of Custody Record

TestAmerica
THE LEADER IN ENVIRONMENTAL TESTING

| Client Information (Sub Contract Lab) | Sampler: TJ Daugherty | Lab PM: Whitmire, Cheyenne R | Carrier Tracking No(s): | COC No: 400-56525-24537.1 |
|---|---|---|---|---|
| Client Contact: Laura Midkif | Phone: | E-Mail: cheyenne.whitmire@testamericainc.com | State of Origin: Alabama | Page: Page 3 of 9 |
| Company: Alabama Power General Test Laboratory | | Accreditations Required (See note): | | Job #: |
| Address: 744 County Rd 87 GSC#8 | Due Date Requested: | | | |
| City: Calera | TAT Requested (days): Routine | | | |
| State, Zip: AL, 35040 | | | | |
| Phone: 205-664-6197 | PO #: APC67309-0001 | | | |
| Email: lbmidkif@southernco.com | WO #: | | | |
| Project Name: CCR | Project #: 40007143 | | | |
| Site: Miller Ash Pond 1304 | SSOW#: | | | |

**Analysis Requested**

**Preservation Codes:**
A - HCL, B - NaOH, C - Zn Acetate, D - Nitric Acid, E - NaHSO4, F - MeOH, G - Amchlor, H - Ascorbic Acid, I - Ice, J - DI Water, K - EDTA, L - EDA, M - Hexane, N - None, O - AsNaO2, P - Na2O4S, Q - Na2SO3, R - Na2S2O3, S - H2SO4, T - TSP Dodecahydrate, U - Acetone, V - MCAA, W - pH 4-5, Z - other (specify)
Other:

| Sample Identification - Client ID (Lab ID) | Sample Date | Sample Time | Sample Type (C=comp, G=grab) | Matrix (W=water, S=solid, O=waste/oil, BT=Tissue, A=Air) | Field Filtered Sample (Yes or No) | Perform MS/MSD (Yes or No) | SM 4500 F_C | SM 4500 Cl_E | SM 4500 SO4_E | 9315_Ra226, 9320_Ra228, Ra226Ra228_GFPC | Total Number of containers | Special Instructions/Note: |
|---|---|---|---|---|---|---|---|---|---|---|---|---|
| | | | Preservation Code: | | | | | | | | | |
| BA19103 | 10/13/20 | 09:55 | G | Water | | | | | | X | 1 | MW-16 |
| BA19104 | 10/13/20 | 09:55 | G | Water | | | | | | X | 1 | MW-16 DUP (Sample Duplicate) |
| BA19105 | 10/13/20 | 12:05 | G | Water | | X | | | | X | 3 | MW-15 |
| BA19106 | 10/13/20 | 13:45 | G | Water | | | | | | X | 1 | MW-3S |
| BA19107 | 10/13/20 | 14:55 | G | Water | | | | | | X | 1 | MW-3D |
| BA19108 | 10/14/20 | 10:25 | G | Water | | | | | | X | 1 | MW-4V |
| BA19109 | 10/14/20 | 10:25 | G | Water | | | | | | X | 1 | MW-4V DUP (Sample Duplicate) |
| BA19110 | 10/14/20 | 11:50 | G | Water | | X | | | | X | 3 | MW-4 |
| BA19111 | 10/14/20 | 13:40 | G | Water | | | | | | X | 1 | MW-33H |
| BA19112 | 10/14/20 | 14:45 | G | Water | | | | | | X | 1 | EB-1 (Equipment Blank) |
| BA19113 | 10/15/20 | 10:00 | G | Water | | | | | | X | 1 | MW-32H |

Note: Since laboratory accreditations are subject to change, TestAmerica Laboratories, Inc. places the ownership of method, analyte & accreditation compliance upon out subcontract laboratories. This sample shipment is forwarded under chain-of-custody. If the laboratory does not currently maintain accreditation in the State of Origin listed above for analysis/tests/matrix being analyzed, the samples must be shipped back to the TestAmerica laboratory or other instructions will be provided. Any changes to accreditation status should be brought to TestAmerica Laboratories, Inc. attention immediately. If all requested accreditations are current to date, return the signed Chain of Custody attesting to said compliance to TestAmerica Laboratories, Inc.

| *Possible Hazard Identification* Unconfirmed | *Sample Disposal ( A fee may be assessed if samples are retained longer than 1 month)* ☐ Return To Client ☐ Disposal By Lab ☐ Archive For _____ Months |
|---|---|
| Deliverable Requested: I, II, III, IV, Other (specify) | 44048 Special Instructions/QC Requirements: |

| Empty Kit Relinquished by: | Date: | Time: | Method of Shipment: |
|---|---|---|---|

| Relinquished by: Laura Midkiff | Date/Time: 10/28/2020 0930 | Water APC | Received by: | Date/Time: | Company |
|---|---|---|---|---|---|
| Relinquished by: | Date/Time: | Company | Received by: | Date/Time: | Company |
| Relinquished by: | 0 | Company | Received by: | Date/Time: 10-29-20/1200 | Company ETA |

Custody Seals Intact: | Cooler Temperature(s) °C and Other Remarks:

Ver: 09/20/2016

# Login Sample Receipt Checklist

Client: Alabama Power General Test Laboratory

Job Number: 400-195100-1
SDG Number: Miller Ash Pond 1304

**Login Number: 195100**
**List Number: 1**
**Creator: Whitley, Adrian**

**List Source: Eurofins TestAmerica, Pensacola**

| Question | Answer | Comment |
|---|---|---|
| Radioactivity wasn't checked or is </= background as measured by a survey meter. | N/A | |
| The cooler's custody seal, if present, is intact. | N/A | |
| Sample custody seals, if present, are intact. | N/A | |
| The cooler or samples do not appear to have been compromised or tampered with. | True | |
| Samples were received on ice. | N/A | |
| Cooler Temperature is acceptable. | True | |
| Cooler Temperature is recorded. | True | 23.8, 22.7, 23.4, 23.2°C IR8 |
| COC is present. | True | |
| COC is filled out in ink and legible. | True | |
| COC is filled out with all pertinent information. | True | |
| Is the Field Sampler's name present on COC? | True | |
| There are no discrepancies between the containers received and the COC. | True | |
| Samples are received within Holding Time (excluding tests with immediate HTs) | True | |
| Sample containers have legible labels. | True | |
| Containers are not broken or leaking. | True | |
| Sample collection date/times are provided. | True | |
| Appropriate sample containers are used. | True | |
| Sample bottles are completely filled. | True | |
| Sample Preservation Verified. | N/A | |
| There is sufficient vol. for all requested analyses, incl. any requested MS/MSDs | True | |
| Containers requiring zero headspace have no headspace or bubble is <6mm (1/4"). | N/A | |
| Multiphasic samples are not present. | True | |
| Samples do not require splitting or compositing. | True | |
| Residual Chlorine Checked. | N/A | |

# Login Sample Receipt Checklist

Client: Alabama Power General Test Laboratory

Job Number: 400-195100-1
SDG Number: Miller Ash Pond 1304

**Login Number: 195100**
**List Number: 2**
**Creator: Boyd, Jacob C**

**List Source: Eurofins TestAmerica, St. Louis**
**List Creation: 10/31/20 05:37 PM**

| Question | Answer | Comment |
|---|---|---|
| Radioactivity wasn't checked or is </= background as measured by a survey meter. | True | |
| The cooler's custody seal, if present, is intact. | True | |
| Sample custody seals, if present, are intact. | True | |
| The cooler or samples do not appear to have been compromised or tampered with. | True | |
| Samples were received on ice. | N/A | |
| Cooler Temperature is acceptable. | True | |
| Cooler Temperature is recorded. | True | |
| COC is present. | True | |
| COC is filled out in ink and legible. | True | |
| COC is filled out with all pertinent information. | True | |
| Is the Field Sampler's name present on COC? | True | |
| There are no discrepancies between the containers received and the COC. | True | |
| Samples are received within Holding Time (excluding tests with immediate HTs) | True | |
| Sample containers have legible labels. | True | |
| Containers are not broken or leaking. | True | |
| Sample collection date/times are provided. | True | |
| Appropriate sample containers are used. | True | |
| Sample bottles are completely filled. | True | |
| Sample Preservation Verified. | True | |
| There is sufficient vol. for all requested analyses, incl. any requested MS/MSDs | True | |
| Containers requiring zero headspace have no headspace or bubble is <6mm (1/4"). | True | |
| Multiphasic samples are not present. | True | |
| Samples do not require splitting or compositing. | True | |
| Residual Chlorine Checked. | N/A | |

# Accreditation/Certification Summary

Client: Alabama Power General Test Laboratory
Project/Site: CCR Plant Miller

Job ID: 400-195100-1
SDG: Miller Ash Pond 1304

## Laboratory: Eurofins TestAmerica, St. Louis

All accreditations/certifications held by this laboratory are listed. Not all accreditations/certifications are applicable to this report.

| Authority | Program | Identification Number | Expiration Date |
|---|---|---|---|
| Alaska (UST) | State | 20-001 | 05-06-22 |
| ANAB | Dept. of Defense ELAP | L2305 | 04-06-22 |
| ANAB | Dept. of Energy | L2305.01 | 04-06-22 |
| ANAB | ISO/IEC 17025 | L2305 | 04-06-22 |
| Arizona | State | AZ0813 | 12-08-21 |
| California | Los Angeles County Sanitation Districts | 10259 | 06-30-21 |
| California | State | 2886 | 06-30-21 |
| Connecticut | State | PH-0241 | 03-31-21 |
| Florida | NELAP | E87689 | 06-30-21 |
| HI - RadChem Recognition | State | n/a | 06-30-21 |
| Illinois | NELAP | 004553 | 11-30-21 |
| Iowa | State | 373 | 12-01-22 |
| Kansas | NELAP | E-10236 | 10-31-21 |
| Kentucky (DW) | State | KY90125 | 12-31-20 * |
| Louisiana | NELAP | 04080 | 06-30-21 |
| Louisiana (DW) | State | LA011 | 12-31-21 |
| Maryland | State | 310 | 09-30-21 |
| MI - RadChem Recognition | State | 9005 | 06-30-21 |
| Missouri | State | 780 | 06-30-22 |
| Nevada | State | MO000542020-1 | 07-31-21 |
| New Jersey | NELAP | MO002 | 06-30-21 |
| New York | NELAP | 11616 | 04-01-21 |
| North Dakota | State | R-207 | 06-30-21 |
| NRC | NRC | 24-24817-01 | 12-31-22 |
| Oklahoma | State | 9997 | 08-31-21 |
| Oregon | NELAP | 4157 | 09-01-21 |
| Pennsylvania | NELAP | 68-00540 | 02-28-21 |
| South Carolina | State | 85002001 | 06-30-21 |
| Texas | NELAP | T104704193-19-13 | 07-31-21 |
| US Fish & Wildlife | US Federal Programs | 058448 | 07-31-21 |
| USDA | US Federal Programs | P330-17-00028 | 03-11-23 |
| Utah | NELAP | MO000542019-11 | 07-31-21 |
| Virginia | NELAP | 10310 | 06-14-21 |
| Washington | State | C592 | 08-30-21 |
| West Virginia DEP | State | 381 | 10-31-21 |

* Accreditation/Certification renewal pending - accreditation/certification considered valid.

# Appendix E

# 1st
# Semi-Annual
# Monitoring Event

# Interwell Prediction Limits - Significant Results

Plant Miller Client: Southern Company Data: Miller Ash Pond Printed 6/6/2020, 4:59 PM

| Constituent | Well | Upper Lim. | Lower Lim. | Date | Observ. | Sig. | Bg N | %NDs | Transform | Alpha | Method |
|---|---|---|---|---|---|---|---|---|---|---|---|
| Boron (mg/L) | MR-AP-MW-2 | 0.1 | n/a | 3/3/2020 | 0.167 | Yes | 26 | 46.15 | n/a | 0.002203 | NP Inter (normality) ... |
| Boron (mg/L) | MR-AP-MW-3D | 0.1 | n/a | 3/3/2020 | 0.422 | Yes | 26 | 46.15 | n/a | 0.002203 | NP Inter (normality) ... |
| Boron (mg/L) | MR-AP-MW-3S | 0.1 | n/a | 3/3/2020 | 0.217 | Yes | 26 | 46.15 | n/a | 0.002203 | NP Inter (normality) ... |
| Boron (mg/L) | MR-AP-MW-4 | 0.1 | n/a | 3/4/2020 | 0.431 | Yes | 26 | 46.15 | n/a | 0.002203 | NP Inter (normality) ... |
| Boron (mg/L) | MR-AP-MW-5 | 0.1 | n/a | 3/2/2020 | 0.851 | Yes | 26 | 46.15 | n/a | 0.002203 | NP Inter (normality) ... |
| Boron (mg/L) | MR-AP-PZ-5 | 0.1 | n/a | 3/2/2020 | 0.328 | Yes | 26 | 46.15 | n/a | 0.002203 | NP Inter (normality) ... |
| Boron (mg/L) | MR-AP-MW-6 | 0.1 | n/a | 3/3/2020 | 0.895 | Yes | 26 | 46.15 | n/a | 0.002203 | NP Inter (normality) ... |
| Boron (mg/L) | MR-AP-MW-7D | 0.1 | n/a | 3/3/2020 | 0.752 | Yes | 26 | 46.15 | n/a | 0.002203 | NP Inter (normality) ... |
| Boron (mg/L) | MR-AP-MW-7S | 0.1 | n/a | 3/3/2020 | 0.74 | Yes | 26 | 46.15 | n/a | 0.002203 | NP Inter (normality) ... |
| Boron (mg/L) | MR-AP-MW-8D | 0.1 | n/a | 3/3/2020 | 0.742 | Yes | 26 | 46.15 | n/a | 0.002203 | NP Inter (normality) ... |
| Boron (mg/L) | MR-AP-MW-8S | 0.1 | n/a | 3/3/2020 | 0.692 | Yes | 26 | 46.15 | n/a | 0.002203 | NP Inter (normality) ... |
| Boron (mg/L) | MR-AP-MW-9D | 0.1 | n/a | 3/3/2020 | 0.769 | Yes | 26 | 46.15 | n/a | 0.002203 | NP Inter (normality) ... |
| Boron (mg/L) | MR-AP-MW-9S | 0.1 | n/a | 3/3/2020 | 1.41 | Yes | 26 | 46.15 | n/a | 0.002203 | NP Inter (normality) ... |
| Boron (mg/L) | MR-AP-MW-10 | 0.1 | n/a | 3/9/2020 | 4.7 | Yes | 26 | 46.15 | n/a | 0.002203 | NP Inter (normality) ... |
| Boron (mg/L) | MR-AP-MW-12 | 0.1 | n/a | 3/10/2020 | 7.52 | Yes | 26 | 46.15 | n/a | 0.002203 | NP Inter (normality) ... |
| Boron (mg/L) | MR-AP-MW-14 | 0.1 | n/a | 3/4/2020 | 0.122 | Yes | 26 | 46.15 | n/a | 0.002203 | NP Inter (normality) ... |
| Boron (mg/L) | MR-AP-MW-15 | 0.1 | n/a | 3/4/2020 | 0.285 | Yes | 26 | 46.15 | n/a | 0.002203 | NP Inter (normality) ... |
| Boron (mg/L) | MR-AP-MW-16 | 0.1 | n/a | 3/3/2020 | 1.29 | Yes | 26 | 46.15 | n/a | 0.002203 | NP Inter (normality) ... |
| Calcium (mg/L) | MR-AP-MW-1 | 48.1 | n/a | 3/9/2020 | 126 | Yes | 26 | 0 | n/a | 0.002203 | NP Inter (normality) ... |
| Calcium (mg/L) | MR-AP-MW-2 | 48.1 | n/a | 3/3/2020 | 278 | Yes | 26 | 0 | n/a | 0.002203 | NP Inter (normality) ... |
| Calcium (mg/L) | MR-AP-MW-3D | 48.1 | n/a | 3/3/2020 | 170 | Yes | 26 | 0 | n/a | 0.002203 | NP Inter (normality) ... |
| Calcium (mg/L) | MR-AP-MW-4 | 48.1 | n/a | 3/4/2020 | 210 | Yes | 26 | 0 | n/a | 0.002203 | NP Inter (normality) ... |
| Calcium (mg/L) | MR-AP-MW-5 | 48.1 | n/a | 3/2/2020 | 267 | Yes | 26 | 0 | n/a | 0.002203 | NP Inter (normality) ... |
| Calcium (mg/L) | MR-AP-MW-6 | 48.1 | n/a | 3/3/2020 | 155 | Yes | 26 | 0 | n/a | 0.002203 | NP Inter (normality) ... |
| Calcium (mg/L) | MR-AP-MW-7D | 48.1 | n/a | 3/3/2020 | 117 | Yes | 26 | 0 | n/a | 0.002203 | NP Inter (normality) ... |
| Calcium (mg/L) | MR-AP-MW-7S | 48.1 | n/a | 3/3/2020 | 83.5 | Yes | 26 | 0 | n/a | 0.002203 | NP Inter (normality) ... |
| Calcium (mg/L) | MR-AP-MW-8D | 48.1 | n/a | 3/3/2020 | 52.7 | Yes | 26 | 0 | n/a | 0.002203 | NP Inter (normality) ... |
| Calcium (mg/L) | MR-AP-MW-8S | 48.1 | n/a | 3/3/2020 | 49.3 | Yes | 26 | 0 | n/a | 0.002203 | NP Inter (normality) ... |
| Calcium (mg/L) | MR-AP-MW-9D | 48.1 | n/a | 3/3/2020 | 70.8 | Yes | 26 | 0 | n/a | 0.002203 | NP Inter (normality) ... |
| Calcium (mg/L) | MR-AP-MW-9S | 48.1 | n/a | 3/3/2020 | 66 | Yes | 26 | 0 | n/a | 0.002203 | NP Inter (normality) ... |
| Calcium (mg/L) | MR-AP-MW-10 | 48.1 | n/a | 3/9/2020 | 222 | Yes | 26 | 0 | n/a | 0.002203 | NP Inter (normality) ... |
| Calcium (mg/L) | MR-AP-MW-11 | 48.1 | n/a | 3/3/2020 | 179 | Yes | 26 | 0 | n/a | 0.002203 | NP Inter (normality) ... |
| Calcium (mg/L) | MR-AP-MW-12 | 48.1 | n/a | 3/10/2020 | 138 | Yes | 26 | 0 | n/a | 0.002203 | NP Inter (normality) ... |
| Calcium (mg/L) | MR-AP-MW-16 | 48.1 | n/a | 3/3/2020 | 66.8 | Yes | 26 | 0 | n/a | 0.002203 | NP Inter (normality) ... |
| Chloride (mg/L) | MR-AP-MW-1 | 4.187 | n/a | 3/9/2020 | 19.6 | Yes | 26 | 0 | No | 0.000342 | Param Inter 1 of 2 |
| Chloride (mg/L) | MR-AP-MW-2 | 4.187 | n/a | 3/3/2020 | 8.59 | Yes | 26 | 0 | No | 0.000342 | Param Inter 1 of 2 |
| Chloride (mg/L) | MR-AP-MW-3D | 4.187 | n/a | 3/3/2020 | 29.1 | Yes | 26 | 0 | No | 0.000342 | Param Inter 1 of 2 |
| Chloride (mg/L) | MR-AP-MW-3S | 4.187 | n/a | 3/3/2020 | 177 | Yes | 26 | 0 | No | 0.000342 | Param Inter 1 of 2 |
| Chloride (mg/L) | MR-AP-MW-4 | 4.187 | n/a | 3/4/2020 | 40.1 | Yes | 26 | 0 | No | 0.000342 | Param Inter 1 of 2 |
| Chloride (mg/L) | MR-AP-MW-5 | 4.187 | n/a | 3/2/2020 | 42.1 | Yes | 26 | 0 | No | 0.000342 | Param Inter 1 of 2 |
| Chloride (mg/L) | MR-AP-PZ-5 | 4.187 | n/a | 3/2/2020 | 29.5 | Yes | 26 | 0 | No | 0.000342 | Param Inter 1 of 2 |
| Chloride (mg/L) | MR-AP-MW-6 | 4.187 | n/a | 3/3/2020 | 35.3 | Yes | 26 | 0 | No | 0.000342 | Param Inter 1 of 2 |
| Chloride (mg/L) | MR-AP-MW-7D | 4.187 | n/a | 3/3/2020 | 28.6 | Yes | 26 | 0 | No | 0.000342 | Param Inter 1 of 2 |
| Chloride (mg/L) | MR-AP-MW-7S | 4.187 | n/a | 3/3/2020 | 23.2 | Yes | 26 | 0 | No | 0.000342 | Param Inter 1 of 2 |
| Chloride (mg/L) | MR-AP-MW-8D | 4.187 | n/a | 3/3/2020 | 15.1 | Yes | 26 | 0 | No | 0.000342 | Param Inter 1 of 2 |
| Chloride (mg/L) | MR-AP-MW-8S | 4.187 | n/a | 3/3/2020 | 13.6 | Yes | 26 | 0 | No | 0.000342 | Param Inter 1 of 2 |
| Chloride (mg/L) | MR-AP-MW-9D | 4.187 | n/a | 3/3/2020 | 10.3 | Yes | 26 | 0 | No | 0.000342 | Param Inter 1 of 2 |
| Chloride (mg/L) | MR-AP-MW-10 | 4.187 | n/a | 3/9/2020 | 7.47 | Yes | 26 | 0 | No | 0.000342 | Param Inter 1 of 2 |
| Chloride (mg/L) | MR-AP-MW-11 | 4.187 | n/a | 3/3/2020 | 6.2 | Yes | 26 | 0 | No | 0.000342 | Param Inter 1 of 2 |
| Chloride (mg/L) | MR-AP-MW-12 | 4.187 | n/a | 3/10/2020 | 7.52 | Yes | 26 | 0 | No | 0.000342 | Param Inter 1 of 2 |
| Chloride (mg/L) | MR-AP-MW-13D | 4.187 | n/a | 3/9/2020 | 11.7 | Yes | 26 | 0 | No | 0.000342 | Param Inter 1 of 2 |
| Chloride (mg/L) | MR-AP-MW-13S | 4.187 | n/a | 3/9/2020 | 7.17 | Yes | 26 | 0 | No | 0.000342 | Param Inter 1 of 2 |
| Chloride (mg/L) | MR-AP-MW-14 | 4.187 | n/a | 3/4/2020 | 7.6 | Yes | 26 | 0 | No | 0.000342 | Param Inter 1 of 2 |
| Chloride (mg/L) | MR-AP-MW-15 | 4.187 | n/a | 3/4/2020 | 18.5 | Yes | 26 | 0 | No | 0.000342 | Param Inter 1 of 2 |
| Chloride (mg/L) | MR-AP-MW-16 | 4.187 | n/a | 3/3/2020 | 5.33 | Yes | 26 | 0 | No | 0.000342 | Param Inter 1 of 2 |
| Fluoride (mg/L) | MR-AP-MW-2 | 0.2262 | n/a | 3/3/2020 | 0.262 | Yes | 28 | 0 | No | 0.000342 | Param Inter 1 of 2 |
| Fluoride (mg/L) | MR-AP-MW-3D | 0.2262 | n/a | 3/3/2020 | 0.397 | Yes | 28 | 0 | No | 0.000342 | Param Inter 1 of 2 |
| Fluoride (mg/L) | MR-AP-MW-3S | 0.2262 | n/a | 3/3/2020 | 0.286 | Yes | 28 | 0 | No | 0.000342 | Param Inter 1 of 2 |
| Fluoride (mg/L) | MR-AP-MW-5 | 0.2262 | n/a | 3/2/2020 | 0.382 | Yes | 28 | 0 | No | 0.000342 | Param Inter 1 of 2 |
| Fluoride (mg/L) | MR-AP-PZ-5 | 0.2262 | n/a | 3/2/2020 | 1.9 | Yes | 28 | 0 | No | 0.000342 | Param Inter 1 of 2 |
| Fluoride (mg/L) | MR-AP-MW-8S | 0.2262 | n/a | 3/3/2020 | 0.303 | Yes | 28 | 0 | No | 0.000342 | Param Inter 1 of 2 |
| Fluoride (mg/L) | MR-AP-MW-9S | 0.2262 | n/a | 3/3/2020 | 0.287 | Yes | 28 | 0 | No | 0.000342 | Param Inter 1 of 2 |
| Fluoride (mg/L) | MR-AP-MW-10 | 0.2262 | n/a | 3/9/2020 | 0.517 | Yes | 28 | 0 | No | 0.000342 | Param Inter 1 of 2 |
| Fluoride (mg/L) | MR-AP-MW-12 | 0.2262 | n/a | 3/10/2020 | 0.929 | Yes | 28 | 0 | No | 0.000342 | Param Inter 1 of 2 |
| Sulfate (mg/L) | MR-AP-MW-1 | 12.1 | n/a | 3/9/2020 | 341 | Yes | 26 | 0 | n/a | 0.002203 | NP Inter (normality) ... |
| Sulfate (mg/L) | MR-AP-MW-2 | 12.1 | n/a | 3/3/2020 | 1690 | Yes | 26 | 0 | n/a | 0.002203 | NP Inter (normality) ... |
| Sulfate (mg/L) | MR-AP-MW-3D | 12.1 | n/a | 3/3/2020 | 488 | Yes | 26 | 0 | n/a | 0.002203 | NP Inter (normality) ... |
| Sulfate (mg/L) | MR-AP-MW-3S | 12.1 | n/a | 3/3/2020 | 298 | Yes | 26 | 0 | n/a | 0.002203 | NP Inter (normality) ... |

# Interwell Prediction Limits - Significant Results

Plant Miller Client: Southern Company Data: Miller Ash Pond Printed 6/6/2020, 4:59 PM

| Constituent | Well | Upper Lim. | Lower Lim. | Date | Observ. | Sig. | Bg N | %NDs | Transform | Alpha | Method |
|---|---|---|---|---|---|---|---|---|---|---|---|
| Sulfate (mg/L) | MR-AP-MW-4 | 12.1 | n/a | 3/4/2020 | 604 | Yes | 26 | 0 | n/a | 0.002203 | NP Inter (normality) ... |
| Sulfate (mg/L) | MR-AP-MW-5 | 12.1 | n/a | 3/2/2020 | 859 | Yes | 26 | 0 | n/a | 0.002203 | NP Inter (normality) ... |
| Sulfate (mg/L) | MR-AP-PZ-5 | 12.1 | n/a | 3/2/2020 | 19.8 | Yes | 26 | 0 | n/a | 0.002203 | NP Inter (normality) ... |
| Sulfate (mg/L) | MR-AP-MW-6 | 12.1 | n/a | 3/3/2020 | 600 | Yes | 26 | 0 | n/a | 0.002203 | NP Inter (normality) ... |
| Sulfate (mg/L) | MR-AP-MW-7D | 12.1 | n/a | 3/3/2020 | 419 | Yes | 26 | 0 | n/a | 0.002203 | NP Inter (normality) ... |
| Sulfate (mg/L) | MR-AP-MW-7S | 12.1 | n/a | 3/3/2020 | 295 | Yes | 26 | 0 | n/a | 0.002203 | NP Inter (normality) ... |
| Sulfate (mg/L) | MR-AP-MW-8D | 12.1 | n/a | 3/3/2020 | 500 | Yes | 26 | 0 | n/a | 0.002203 | NP Inter (normality) ... |
| Sulfate (mg/L) | MR-AP-MW-8S | 12.1 | n/a | 3/3/2020 | 309 | Yes | 26 | 0 | n/a | 0.002203 | NP Inter (normality) ... |
| Sulfate (mg/L) | MR-AP-MW-9D | 12.1 | n/a | 3/3/2020 | 585 | Yes | 26 | 0 | n/a | 0.002203 | NP Inter (normality) ... |
| Sulfate (mg/L) | MR-AP-MW-9S | 12.1 | n/a | 3/3/2020 | 425 | Yes | 26 | 0 | n/a | 0.002203 | NP Inter (normality) ... |
| Sulfate (mg/L) | MR-AP-MW-10 | 12.1 | n/a | 3/9/2020 | 1010 | Yes | 26 | 0 | n/a | 0.002203 | NP Inter (normality) ... |
| Sulfate (mg/L) | MR-AP-MW-11 | 12.1 | n/a | 3/3/2020 | 618 | Yes | 26 | 0 | n/a | 0.002203 | NP Inter (normality) ... |
| Sulfate (mg/L) | MR-AP-MW-12 | 12.1 | n/a | 3/10/2020 | 1580 | Yes | 26 | 0 | n/a | 0.002203 | NP Inter (normality) ... |
| Sulfate (mg/L) | MR-AP-MW-13D | 12.1 | n/a | 3/9/2020 | 62.1 | Yes | 26 | 0 | n/a | 0.002203 | NP Inter (normality) ... |
| Sulfate (mg/L) | MR-AP-MW-13S | 12.1 | n/a | 3/9/2020 | 129 | Yes | 26 | 0 | n/a | 0.002203 | NP Inter (normality) ... |
| Sulfate (mg/L) | MR-AP-MW-14 | 12.1 | n/a | 3/4/2020 | 45.2 | Yes | 26 | 0 | n/a | 0.002203 | NP Inter (normality) ... |
| Sulfate (mg/L) | MR-AP-MW-15 | 12.1 | n/a | 3/4/2020 | 93.9 | Yes | 26 | 0 | n/a | 0.002203 | NP Inter (normality) ... |
| Sulfate (mg/L) | MR-AP-MW-16 | 12.1 | n/a | 3/3/2020 | 198 | Yes | 26 | 0 | n/a | 0.002203 | NP Inter (normality) ... |
| TDS (mg/L) | MR-AP-MW-1 | 226 | n/a | 3/9/2020 | 815 | Yes | 26 | 0 | n/a | 0.002203 | NP Inter (normality) ... |
| TDS (mg/L) | MR-AP-MW-2 | 226 | n/a | 3/3/2020 | 2520 | Yes | 26 | 0 | n/a | 0.002203 | NP Inter (normality) ... |
| TDS (mg/L) | MR-AP-MW-3D | 226 | n/a | 3/3/2020 | 840 | Yes | 26 | 0 | n/a | 0.002203 | NP Inter (normality) ... |
| TDS (mg/L) | MR-AP-MW-3S | 226 | n/a | 3/3/2020 | 953 | Yes | 26 | 0 | n/a | 0.002203 | NP Inter (normality) ... |
| TDS (mg/L) | MR-AP-MW-4 | 226 | n/a | 3/4/2020 | 904 | Yes | 26 | 0 | n/a | 0.002203 | NP Inter (normality) ... |
| TDS (mg/L) | MR-AP-MW-5 | 226 | n/a | 3/2/2020 | 1270 | Yes | 26 | 0 | n/a | 0.002203 | NP Inter (normality) ... |
| TDS (mg/L) | MR-AP-PZ-5 | 226 | n/a | 3/2/2020 | 594 | Yes | 26 | 0 | n/a | 0.002203 | NP Inter (normality) ... |
| TDS (mg/L) | MR-AP-MW-6 | 226 | n/a | 3/3/2020 | 926 | Yes | 26 | 0 | n/a | 0.002203 | NP Inter (normality) ... |
| TDS (mg/L) | MR-AP-MW-7D | 226 | n/a | 3/3/2020 | 736 | Yes | 26 | 0 | n/a | 0.002203 | NP Inter (normality) ... |
| TDS (mg/L) | MR-AP-MW-7S | 226 | n/a | 3/3/2020 | 600 | Yes | 26 | 0 | n/a | 0.002203 | NP Inter (normality) ... |
| TDS (mg/L) | MR-AP-MW-8D | 226 | n/a | 3/3/2020 | 742 | Yes | 26 | 0 | n/a | 0.002203 | NP Inter (normality) ... |
| TDS (mg/L) | MR-AP-MW-8S | 226 | n/a | 3/3/2020 | 504 | Yes | 26 | 0 | n/a | 0.002203 | NP Inter (normality) ... |
| TDS (mg/L) | MR-AP-MW-9D | 226 | n/a | 3/3/2020 | 816 | Yes | 26 | 0 | n/a | 0.002203 | NP Inter (normality) ... |
| TDS (mg/L) | MR-AP-MW-9S | 226 | n/a | 3/3/2020 | 650 | Yes | 26 | 0 | n/a | 0.002203 | NP Inter (normality) ... |
| TDS (mg/L) | MR-AP-MW-10 | 226 | n/a | 3/9/2020 | 1720 | Yes | 26 | 0 | n/a | 0.002203 | NP Inter (normality) ... |
| TDS (mg/L) | MR-AP-MW-11 | 226 | n/a | 3/3/2020 | 1070 | Yes | 26 | 0 | n/a | 0.002203 | NP Inter (normality) ... |
| TDS (mg/L) | MR-AP-MW-12 | 226 | n/a | 3/10/2020 | 2420 | Yes | 26 | 0 | n/a | 0.002203 | NP Inter (normality) ... |
| TDS (mg/L) | MR-AP-MW-13D | 226 | n/a | 3/9/2020 | 288 | Yes | 26 | 0 | n/a | 0.002203 | NP Inter (normality) ... |
| TDS (mg/L) | MR-AP-MW-13S | 226 | n/a | 3/9/2020 | 329 | Yes | 26 | 0 | n/a | 0.002203 | NP Inter (normality) ... |
| TDS (mg/L) | MR-AP-MW-14 | 226 | n/a | 3/4/2020 | 232 | Yes | 26 | 0 | n/a | 0.002203 | NP Inter (normality) ... |
| TDS (mg/L) | MR-AP-MW-15 | 226 | n/a | 3/4/2020 | 269 | Yes | 26 | 0 | n/a | 0.002203 | NP Inter (normality) ... |
| TDS (mg/L) | MR-AP-MW-16 | 226 | n/a | 3/3/2020 | 378 | Yes | 26 | 0 | n/a | 0.002203 | NP Inter (normality) ... |

# Interwell Prediction Limits - All Results

Plant Miller Client: Southern Company Data: Miller Ash Pond Printed 6/6/2020, 4:59 PM

| Constituent | Well | Upper Lim. | Lower Lim. | Date | Observ. | Sig. | Bg N | %NDs | Transform | Alpha | Method |
|---|---|---|---|---|---|---|---|---|---|---|---|
| Boron (mg/L) | MR-AP-MW-1 | 0.1 | n/a | 3/9/2020 | 0.0747 | No | 26 | 46.15 | n/a | 0.002203 | NP Inter (normality) ... |
| **Boron (mg/L)** | **MR-AP-MW-2** | **0.1** | **n/a** | **3/3/2020** | **0.167** | **Yes** | **26** | **46.15** | **n/a** | **0.002203** | **NP Inter (normality) ...** |
| **Boron (mg/L)** | **MR-AP-MW-3D** | **0.1** | **n/a** | **3/3/2020** | **0.422** | **Yes** | **26** | **46.15** | **n/a** | **0.002203** | **NP Inter (normality) ...** |
| **Boron (mg/L)** | **MR-AP-MW-3S** | **0.1** | **n/a** | **3/3/2020** | **0.217** | **Yes** | **26** | **46.15** | **n/a** | **0.002203** | **NP Inter (normality) ...** |
| **Boron (mg/L)** | **MR-AP-MW-4** | **0.1** | **n/a** | **3/4/2020** | **0.431** | **Yes** | **26** | **46.15** | **n/a** | **0.002203** | **NP Inter (normality) ...** |
| **Boron (mg/L)** | **MR-AP-MW-5** | **0.1** | **n/a** | **3/2/2020** | **0.851** | **Yes** | **26** | **46.15** | **n/a** | **0.002203** | **NP Inter (normality) ...** |
| **Boron (mg/L)** | **MR-AP-PZ-5** | **0.1** | **n/a** | **3/2/2020** | **0.328** | **Yes** | **26** | **46.15** | **n/a** | **0.002203** | **NP Inter (normality) ...** |
| **Boron (mg/L)** | **MR-AP-MW-6** | **0.1** | **n/a** | **3/3/2020** | **0.895** | **Yes** | **26** | **46.15** | **n/a** | **0.002203** | **NP Inter (normality) ...** |
| **Boron (mg/L)** | **MR-AP-MW-7D** | **0.1** | **n/a** | **3/3/2020** | **0.752** | **Yes** | **26** | **46.15** | **n/a** | **0.002203** | **NP Inter (normality) ...** |
| **Boron (mg/L)** | **MR-AP-MW-7S** | **0.1** | **n/a** | **3/3/2020** | **0.74** | **Yes** | **26** | **46.15** | **n/a** | **0.002203** | **NP Inter (normality) ...** |
| **Boron (mg/L)** | **MR-AP-MW-8D** | **0.1** | **n/a** | **3/3/2020** | **0.742** | **Yes** | **26** | **46.15** | **n/a** | **0.002203** | **NP Inter (normality) ...** |
| **Boron (mg/L)** | **MR-AP-MW-8S** | **0.1** | **n/a** | **3/3/2020** | **0.692** | **Yes** | **26** | **46.15** | **n/a** | **0.002203** | **NP Inter (normality) ...** |
| **Boron (mg/L)** | **MR-AP-MW-9D** | **0.1** | **n/a** | **3/3/2020** | **0.769** | **Yes** | **26** | **46.15** | **n/a** | **0.002203** | **NP Inter (normality) ...** |
| **Boron (mg/L)** | **MR-AP-MW-9S** | **0.1** | **n/a** | **3/3/2020** | **1.41** | **Yes** | **26** | **46.15** | **n/a** | **0.002203** | **NP Inter (normality) ...** |
| **Boron (mg/L)** | **MR-AP-MW-10** | **0.1** | **n/a** | **3/9/2020** | **4.7** | **Yes** | **26** | **46.15** | **n/a** | **0.002203** | **NP Inter (normality) ...** |
| Boron (mg/L) | MR-AP-MW-11 | 0.1 | n/a | 3/3/2020 | 0.0308 | No | 26 | 46.15 | n/a | 0.002203 | NP Inter (normality) ... |
| **Boron (mg/L)** | **MR-AP-MW-12** | **0.1** | **n/a** | **3/10/2020** | **7.52** | **Yes** | **26** | **46.15** | **n/a** | **0.002203** | **NP Inter (normality) ...** |
| Boron (mg/L) | MR-AP-MW-13D | 0.1 | n/a | 3/9/2020 | 0.0929 | No | 26 | 46.15 | n/a | 0.002203 | NP Inter (normality) ... |
| Boron (mg/L) | MR-AP-MW-13S | 0.1 | n/a | 3/9/2020 | 0.1 | No | 26 | 46.15 | n/a | 0.002203 | NP Inter (normality) ... |
| **Boron (mg/L)** | **MR-AP-MW-14** | **0.1** | **n/a** | **3/4/2020** | **0.122** | **Yes** | **26** | **46.15** | **n/a** | **0.002203** | **NP Inter (normality) ...** |
| **Boron (mg/L)** | **MR-AP-MW-15** | **0.1** | **n/a** | **3/4/2020** | **0.285** | **Yes** | **26** | **46.15** | **n/a** | **0.002203** | **NP Inter (normality) ...** |
| **Boron (mg/L)** | **MR-AP-MW-16** | **0.1** | **n/a** | **3/3/2020** | **1.29** | **Yes** | **26** | **46.15** | **n/a** | **0.002203** | **NP Inter (normality) ...** |
| **Calcium (mg/L)** | **MR-AP-MW-1** | **48.1** | **n/a** | **3/9/2020** | **126** | **Yes** | **26** | **0** | **n/a** | **0.002203** | **NP Inter (normality) ...** |
| **Calcium (mg/L)** | **MR-AP-MW-2** | **48.1** | **n/a** | **3/3/2020** | **278** | **Yes** | **26** | **0** | **n/a** | **0.002203** | **NP Inter (normality) ...** |
| **Calcium (mg/L)** | **MR-AP-MW-3D** | **48.1** | **n/a** | **3/3/2020** | **170** | **Yes** | **26** | **0** | **n/a** | **0.002203** | **NP Inter (normality) ...** |
| Calcium (mg/L) | MR-AP-MW-3S | 48.1 | n/a | 3/3/2020 | 9.94 | No | 26 | 0 | n/a | 0.002203 | NP Inter (normality) ... |
| **Calcium (mg/L)** | **MR-AP-MW-4** | **48.1** | **n/a** | **3/4/2020** | **210** | **Yes** | **26** | **0** | **n/a** | **0.002203** | **NP Inter (normality) ...** |
| **Calcium (mg/L)** | **MR-AP-MW-5** | **48.1** | **n/a** | **3/2/2020** | **267** | **Yes** | **26** | **0** | **n/a** | **0.002203** | **NP Inter (normality) ...** |
| Calcium (mg/L) | MR-AP-PZ-5 | 48.1 | n/a | 3/2/2020 | 10.3 | No | 26 | 0 | n/a | 0.002203 | NP Inter (normality) ... |
| **Calcium (mg/L)** | **MR-AP-MW-6** | **48.1** | **n/a** | **3/3/2020** | **155** | **Yes** | **26** | **0** | **n/a** | **0.002203** | **NP Inter (normality) ...** |
| **Calcium (mg/L)** | **MR-AP-MW-7D** | **48.1** | **n/a** | **3/3/2020** | **117** | **Yes** | **26** | **0** | **n/a** | **0.002203** | **NP Inter (normality) ...** |
| **Calcium (mg/L)** | **MR-AP-MW-7S** | **48.1** | **n/a** | **3/3/2020** | **83.5** | **Yes** | **26** | **0** | **n/a** | **0.002203** | **NP Inter (normality) ...** |
| **Calcium (mg/L)** | **MR-AP-MW-8D** | **48.1** | **n/a** | **3/3/2020** | **52.7** | **Yes** | **26** | **0** | **n/a** | **0.002203** | **NP Inter (normality) ...** |
| **Calcium (mg/L)** | **MR-AP-MW-8S** | **48.1** | **n/a** | **3/3/2020** | **49.3** | **Yes** | **26** | **0** | **n/a** | **0.002203** | **NP Inter (normality) ...** |
| **Calcium (mg/L)** | **MR-AP-MW-9D** | **48.1** | **n/a** | **3/3/2020** | **70.8** | **Yes** | **26** | **0** | **n/a** | **0.002203** | **NP Inter (normality) ...** |
| **Calcium (mg/L)** | **MR-AP-MW-9S** | **48.1** | **n/a** | **3/3/2020** | **66** | **Yes** | **26** | **0** | **n/a** | **0.002203** | **NP Inter (normality) ...** |
| **Calcium (mg/L)** | **MR-AP-MW-10** | **48.1** | **n/a** | **3/9/2020** | **222** | **Yes** | **26** | **0** | **n/a** | **0.002203** | **NP Inter (normality) ...** |
| **Calcium (mg/L)** | **MR-AP-MW-11** | **48.1** | **n/a** | **3/3/2020** | **179** | **Yes** | **26** | **0** | **n/a** | **0.002203** | **NP Inter (normality) ...** |
| **Calcium (mg/L)** | **MR-AP-MW-12** | **48.1** | **n/a** | **3/10/2020** | **138** | **Yes** | **26** | **0** | **n/a** | **0.002203** | **NP Inter (normality) ...** |
| Calcium (mg/L) | MR-AP-MW-13D | 48.1 | n/a | 3/9/2020 | 43.2 | No | 26 | 0 | n/a | 0.002203 | NP Inter (normality) ... |
| Calcium (mg/L) | MR-AP-MW-13S | 48.1 | n/a | 3/9/2020 | 16.6 | No | 26 | 0 | n/a | 0.002203 | NP Inter (normality) ... |
| Calcium (mg/L) | MR-AP-MW-14 | 48.1 | n/a | 3/4/2020 | 34.2 | No | 26 | 0 | n/a | 0.002203 | NP Inter (normality) ... |
| Calcium (mg/L) | MR-AP-MW-15 | 48.1 | n/a | 3/4/2020 | 39.3 | No | 26 | 0 | n/a | 0.002203 | NP Inter (normality) ... |
| **Calcium (mg/L)** | **MR-AP-MW-16** | **48.1** | **n/a** | **3/3/2020** | **66.8** | **Yes** | **26** | **0** | **n/a** | **0.002203** | **NP Inter (normality) ...** |
| **Chloride (mg/L)** | **MR-AP-MW-1** | **4.187** | **n/a** | **3/9/2020** | **19.6** | **Yes** | **26** | **0** | **No** | **0.000342** | **Param Inter 1 of 2** |
| **Chloride (mg/L)** | **MR-AP-MW-2** | **4.187** | **n/a** | **3/3/2020** | **8.59** | **Yes** | **26** | **0** | **No** | **0.000342** | **Param Inter 1 of 2** |
| **Chloride (mg/L)** | **MR-AP-MW-3D** | **4.187** | **n/a** | **3/3/2020** | **29.1** | **Yes** | **26** | **0** | **No** | **0.000342** | **Param Inter 1 of 2** |
| **Chloride (mg/L)** | **MR-AP-MW-3S** | **4.187** | **n/a** | **3/3/2020** | **177** | **Yes** | **26** | **0** | **No** | **0.000342** | **Param Inter 1 of 2** |
| **Chloride (mg/L)** | **MR-AP-MW-4** | **4.187** | **n/a** | **3/4/2020** | **40.1** | **Yes** | **26** | **0** | **No** | **0.000342** | **Param Inter 1 of 2** |
| **Chloride (mg/L)** | **MR-AP-MW-5** | **4.187** | **n/a** | **3/2/2020** | **42.1** | **Yes** | **26** | **0** | **No** | **0.000342** | **Param Inter 1 of 2** |
| **Chloride (mg/L)** | **MR-AP-PZ-5** | **4.187** | **n/a** | **3/2/2020** | **29.5** | **Yes** | **26** | **0** | **No** | **0.000342** | **Param Inter 1 of 2** |
| **Chloride (mg/L)** | **MR-AP-MW-6** | **4.187** | **n/a** | **3/3/2020** | **35.3** | **Yes** | **26** | **0** | **No** | **0.000342** | **Param Inter 1 of 2** |
| **Chloride (mg/L)** | **MR-AP-MW-7D** | **4.187** | **n/a** | **3/3/2020** | **28.6** | **Yes** | **26** | **0** | **No** | **0.000342** | **Param Inter 1 of 2** |
| **Chloride (mg/L)** | **MR-AP-MW-7S** | **4.187** | **n/a** | **3/3/2020** | **23.2** | **Yes** | **26** | **0** | **No** | **0.000342** | **Param Inter 1 of 2** |
| **Chloride (mg/L)** | **MR-AP-MW-8D** | **4.187** | **n/a** | **3/3/2020** | **15.1** | **Yes** | **26** | **0** | **No** | **0.000342** | **Param Inter 1 of 2** |
| **Chloride (mg/L)** | **MR-AP-MW-8S** | **4.187** | **n/a** | **3/3/2020** | **13.6** | **Yes** | **26** | **0** | **No** | **0.000342** | **Param Inter 1 of 2** |
| **Chloride (mg/L)** | **MR-AP-MW-9D** | **4.187** | **n/a** | **3/3/2020** | **10.3** | **Yes** | **26** | **0** | **No** | **0.000342** | **Param Inter 1 of 2** |
| Chloride (mg/L) | MR-AP-MW-9S | 4.187 | n/a | 3/3/2020 | 4.18 | No | 26 | 0 | No | 0.000342 | Param Inter 1 of 2 |
| **Chloride (mg/L)** | **MR-AP-MW-10** | **4.187** | **n/a** | **3/9/2020** | **7.47** | **Yes** | **26** | **0** | **No** | **0.000342** | **Param Inter 1 of 2** |
| **Chloride (mg/L)** | **MR-AP-MW-11** | **4.187** | **n/a** | **3/3/2020** | **6.2** | **Yes** | **26** | **0** | **No** | **0.000342** | **Param Inter 1 of 2** |
| **Chloride (mg/L)** | **MR-AP-MW-12** | **4.187** | **n/a** | **3/10/2020** | **7.52** | **Yes** | **26** | **0** | **No** | **0.000342** | **Param Inter 1 of 2** |
| **Chloride (mg/L)** | **MR-AP-MW-13D** | **4.187** | **n/a** | **3/9/2020** | **11.7** | **Yes** | **26** | **0** | **No** | **0.000342** | **Param Inter 1 of 2** |
| **Chloride (mg/L)** | **MR-AP-MW-13S** | **4.187** | **n/a** | **3/9/2020** | **7.17** | **Yes** | **26** | **0** | **No** | **0.000342** | **Param Inter 1 of 2** |
| **Chloride (mg/L)** | **MR-AP-MW-14** | **4.187** | **n/a** | **3/4/2020** | **7.6** | **Yes** | **26** | **0** | **No** | **0.000342** | **Param Inter 1 of 2** |
| **Chloride (mg/L)** | **MR-AP-MW-15** | **4.187** | **n/a** | **3/4/2020** | **18.5** | **Yes** | **26** | **0** | **No** | **0.000342** | **Param Inter 1 of 2** |
| **Chloride (mg/L)** | **MR-AP-MW-16** | **4.187** | **n/a** | **3/3/2020** | **5.33** | **Yes** | **26** | **0** | **No** | **0.000342** | **Param Inter 1 of 2** |
| Fluoride (mg/L) | MR-AP-MW-1 | 0.2262 | n/a | 3/9/2020 | 0.179 | No | 28 | 0 | No | 0.000342 | Param Inter 1 of 2 |
| **Fluoride (mg/L)** | **MR-AP-MW-2** | **0.2262** | **n/a** | **3/3/2020** | **0.262** | **Yes** | **28** | **0** | **No** | **0.000342** | **Param Inter 1 of 2** |

# Interwell Prediction Limits - All Results

Plant Miller Client: Southern Company Data: Miller Ash Pond Printed 6/6/2020, 4:59 PM

| Constituent | Well | Upper Lim. | Lower Lim. | Date | Observ. | Sig. | Bg N | %NDs | Transform | Alpha | Method |
|---|---|---|---|---|---|---|---|---|---|---|---|
| **Fluoride (mg/L)** | **MR-AP-MW-3D** | **0.2262** | **n/a** | **3/3/2020** | **0.397** | **Yes** | **28** | **0** | **No** | **0.000342** | **Param Inter 1 of 2** |
| **Fluoride (mg/L)** | **MR-AP-MW-3S** | **0.2262** | **n/a** | **3/3/2020** | **0.286** | **Yes** | **28** | **0** | **No** | **0.000342** | **Param Inter 1 of 2** |
| Fluoride (mg/L) | MR-AP-MW-4 | 0.2262 | n/a | 3/4/2020 | 0.221 | No | 28 | 0 | No | 0.000342 | Param Inter 1 of 2 |
| **Fluoride (mg/L)** | **MR-AP-MW-5** | **0.2262** | **n/a** | **3/2/2020** | **0.382** | **Yes** | **28** | **0** | **No** | **0.000342** | **Param Inter 1 of 2** |
| **Fluoride (mg/L)** | **MR-AP-PZ-5** | **0.2262** | **n/a** | **3/2/2020** | **1.9** | **Yes** | **28** | **0** | **No** | **0.000342** | **Param Inter 1 of 2** |
| Fluoride (mg/L) | MR-AP-MW-6 | 0.2262 | n/a | 3/3/2020 | 0.121 | No | 28 | 0 | No | 0.000342 | Param Inter 1 of 2 |
| Fluoride (mg/L) | MR-AP-MW-7D | 0.2262 | n/a | 3/3/2020 | 0.105 | No | 28 | 0 | No | 0.000342 | Param Inter 1 of 2 |
| Fluoride (mg/L) | MR-AP-MW-7S | 0.2262 | n/a | 3/3/2020 | 0.219 | No | 28 | 0 | No | 0.000342 | Param Inter 1 of 2 |
| Fluoride (mg/L) | MR-AP-MW-8D | 0.2262 | n/a | 3/3/2020 | 0.151 | No | 28 | 0 | No | 0.000342 | Param Inter 1 of 2 |
| **Fluoride (mg/L)** | **MR-AP-MW-8S** | **0.2262** | **n/a** | **3/3/2020** | **0.303** | **Yes** | **28** | **0** | **No** | **0.000342** | **Param Inter 1 of 2** |
| Fluoride (mg/L) | MR-AP-MW-9D | 0.2262 | n/a | 3/3/2020 | 0.158 | No | 28 | 0 | No | 0.000342 | Param Inter 1 of 2 |
| **Fluoride (mg/L)** | **MR-AP-MW-9S** | **0.2262** | **n/a** | **3/3/2020** | **0.287** | **Yes** | **28** | **0** | **No** | **0.000342** | **Param Inter 1 of 2** |
| **Fluoride (mg/L)** | **MR-AP-MW-10** | **0.2262** | **n/a** | **3/9/2020** | **0.517** | **Yes** | **28** | **0** | **No** | **0.000342** | **Param Inter 1 of 2** |
| Fluoride (mg/L) | MR-AP-MW-11 | 0.2262 | n/a | 3/3/2020 | 0.134 | No | 28 | 0 | No | 0.000342 | Param Inter 1 of 2 |
| **Fluoride (mg/L)** | **MR-AP-MW-12** | **0.2262** | **n/a** | **3/10/2020** | **0.929** | **Yes** | **28** | **0** | **No** | **0.000342** | **Param Inter 1 of 2** |
| Fluoride (mg/L) | MR-AP-MW-13D | 0.2262 | n/a | 3/9/2020 | 0.159 | No | 28 | 0 | No | 0.000342 | Param Inter 1 of 2 |
| Fluoride (mg/L) | MR-AP-MW-13S | 0.2262 | n/a | 3/9/2020 | 0.119 | No | 28 | 0 | No | 0.000342 | Param Inter 1 of 2 |
| Fluoride (mg/L) | MR-AP-MW-14 | 0.2262 | n/a | 3/4/2020 | 0.184 | No | 28 | 0 | No | 0.000342 | Param Inter 1 of 2 |
| Fluoride (mg/L) | MR-AP-MW-15 | 0.2262 | n/a | 3/4/2020 | 0.111 | No | 28 | 0 | No | 0.000342 | Param Inter 1 of 2 |
| Fluoride (mg/L) | MR-AP-MW-16 | 0.2262 | n/a | 3/3/2020 | 0.179 | No | 28 | 0 | No | 0.000342 | Param Inter 1 of 2 |
| **Sulfate (mg/L)** | **MR-AP-MW-1** | **12.1** | **n/a** | **3/9/2020** | **341** | **Yes** | **26** | **0** | **n/a** | **0.002203** | **NP Inter (normality) ...** |
| **Sulfate (mg/L)** | **MR-AP-MW-2** | **12.1** | **n/a** | **3/3/2020** | **1690** | **Yes** | **26** | **0** | **n/a** | **0.002203** | **NP Inter (normality) ...** |
| **Sulfate (mg/L)** | **MR-AP-MW-3D** | **12.1** | **n/a** | **3/3/2020** | **488** | **Yes** | **26** | **0** | **n/a** | **0.002203** | **NP Inter (normality) ...** |
| **Sulfate (mg/L)** | **MR-AP-MW-3S** | **12.1** | **n/a** | **3/3/2020** | **298** | **Yes** | **26** | **0** | **n/a** | **0.002203** | **NP Inter (normality) ...** |
| **Sulfate (mg/L)** | **MR-AP-MW-4** | **12.1** | **n/a** | **3/4/2020** | **604** | **Yes** | **26** | **0** | **n/a** | **0.002203** | **NP Inter (normality) ...** |
| **Sulfate (mg/L)** | **MR-AP-MW-5** | **12.1** | **n/a** | **3/2/2020** | **859** | **Yes** | **26** | **0** | **n/a** | **0.002203** | **NP Inter (normality) ...** |
| **Sulfate (mg/L)** | **MR-AP-PZ-5** | **12.1** | **n/a** | **3/2/2020** | **19.8** | **Yes** | **26** | **0** | **n/a** | **0.002203** | **NP Inter (normality) ...** |
| **Sulfate (mg/L)** | **MR-AP-MW-6** | **12.1** | **n/a** | **3/3/2020** | **600** | **Yes** | **26** | **0** | **n/a** | **0.002203** | **NP Inter (normality) ...** |
| **Sulfate (mg/L)** | **MR-AP-MW-7D** | **12.1** | **n/a** | **3/3/2020** | **419** | **Yes** | **26** | **0** | **n/a** | **0.002203** | **NP Inter (normality) ...** |
| **Sulfate (mg/L)** | **MR-AP-MW-7S** | **12.1** | **n/a** | **3/3/2020** | **295** | **Yes** | **26** | **0** | **n/a** | **0.002203** | **NP Inter (normality) ...** |
| **Sulfate (mg/L)** | **MR-AP-MW-8D** | **12.1** | **n/a** | **3/3/2020** | **500** | **Yes** | **26** | **0** | **n/a** | **0.002203** | **NP Inter (normality) ...** |
| **Sulfate (mg/L)** | **MR-AP-MW-8S** | **12.1** | **n/a** | **3/3/2020** | **309** | **Yes** | **26** | **0** | **n/a** | **0.002203** | **NP Inter (normality) ...** |
| **Sulfate (mg/L)** | **MR-AP-MW-9D** | **12.1** | **n/a** | **3/3/2020** | **585** | **Yes** | **26** | **0** | **n/a** | **0.002203** | **NP Inter (normality) ...** |
| **Sulfate (mg/L)** | **MR-AP-MW-9S** | **12.1** | **n/a** | **3/3/2020** | **425** | **Yes** | **26** | **0** | **n/a** | **0.002203** | **NP Inter (normality) ...** |
| **Sulfate (mg/L)** | **MR-AP-MW-10** | **12.1** | **n/a** | **3/9/2020** | **1010** | **Yes** | **26** | **0** | **n/a** | **0.002203** | **NP Inter (normality) ...** |
| **Sulfate (mg/L)** | **MR-AP-MW-11** | **12.1** | **n/a** | **3/3/2020** | **618** | **Yes** | **26** | **0** | **n/a** | **0.002203** | **NP Inter (normality) ...** |
| **Sulfate (mg/L)** | **MR-AP-MW-12** | **12.1** | **n/a** | **3/10/2020** | **1580** | **Yes** | **26** | **0** | **n/a** | **0.002203** | **NP Inter (normality) ...** |
| **Sulfate (mg/L)** | **MR-AP-MW-13D** | **12.1** | **n/a** | **3/9/2020** | **62.1** | **Yes** | **26** | **0** | **n/a** | **0.002203** | **NP Inter (normality) ...** |
| **Sulfate (mg/L)** | **MR-AP-MW-13S** | **12.1** | **n/a** | **3/9/2020** | **129** | **Yes** | **26** | **0** | **n/a** | **0.002203** | **NP Inter (normality) ...** |
| **Sulfate (mg/L)** | **MR-AP-MW-14** | **12.1** | **n/a** | **3/4/2020** | **45.2** | **Yes** | **26** | **0** | **n/a** | **0.002203** | **NP Inter (normality) ...** |
| **Sulfate (mg/L)** | **MR-AP-MW-15** | **12.1** | **n/a** | **3/4/2020** | **93.9** | **Yes** | **26** | **0** | **n/a** | **0.002203** | **NP Inter (normality) ...** |
| **Sulfate (mg/L)** | **MR-AP-MW-16** | **12.1** | **n/a** | **3/3/2020** | **198** | **Yes** | **26** | **0** | **n/a** | **0.002203** | **NP Inter (normality) ...** |
| **TDS (mg/L)** | **MR-AP-MW-1** | **226** | **n/a** | **3/9/2020** | **815** | **Yes** | **26** | **0** | **n/a** | **0.002203** | **NP Inter (normality) ...** |
| **TDS (mg/L)** | **MR-AP-MW-2** | **226** | **n/a** | **3/3/2020** | **2520** | **Yes** | **26** | **0** | **n/a** | **0.002203** | **NP Inter (normality) ...** |
| **TDS (mg/L)** | **MR-AP-MW-3D** | **226** | **n/a** | **3/3/2020** | **840** | **Yes** | **26** | **0** | **n/a** | **0.002203** | **NP Inter (normality) ...** |
| **TDS (mg/L)** | **MR-AP-MW-3S** | **226** | **n/a** | **3/3/2020** | **953** | **Yes** | **26** | **0** | **n/a** | **0.002203** | **NP Inter (normality) ...** |
| **TDS (mg/L)** | **MR-AP-MW-4** | **226** | **n/a** | **3/4/2020** | **904** | **Yes** | **26** | **0** | **n/a** | **0.002203** | **NP Inter (normality) ...** |
| **TDS (mg/L)** | **MR-AP-MW-5** | **226** | **n/a** | **3/2/2020** | **1270** | **Yes** | **26** | **0** | **n/a** | **0.002203** | **NP Inter (normality) ...** |
| **TDS (mg/L)** | **MR-AP-PZ-5** | **226** | **n/a** | **3/2/2020** | **594** | **Yes** | **26** | **0** | **n/a** | **0.002203** | **NP Inter (normality) ...** |
| **TDS (mg/L)** | **MR-AP-MW-6** | **226** | **n/a** | **3/3/2020** | **926** | **Yes** | **26** | **0** | **n/a** | **0.002203** | **NP Inter (normality) ...** |
| **TDS (mg/L)** | **MR-AP-MW-7D** | **226** | **n/a** | **3/3/2020** | **736** | **Yes** | **26** | **0** | **n/a** | **0.002203** | **NP Inter (normality) ...** |
| **TDS (mg/L)** | **MR-AP-MW-7S** | **226** | **n/a** | **3/3/2020** | **600** | **Yes** | **26** | **0** | **n/a** | **0.002203** | **NP Inter (normality) ...** |
| **TDS (mg/L)** | **MR-AP-MW-8D** | **226** | **n/a** | **3/3/2020** | **742** | **Yes** | **26** | **0** | **n/a** | **0.002203** | **NP Inter (normality) ...** |
| **TDS (mg/L)** | **MR-AP-MW-8S** | **226** | **n/a** | **3/3/2020** | **504** | **Yes** | **26** | **0** | **n/a** | **0.002203** | **NP Inter (normality) ...** |
| **TDS (mg/L)** | **MR-AP-MW-9D** | **226** | **n/a** | **3/3/2020** | **816** | **Yes** | **26** | **0** | **n/a** | **0.002203** | **NP Inter (normality) ...** |
| **TDS (mg/L)** | **MR-AP-MW-9S** | **226** | **n/a** | **3/3/2020** | **650** | **Yes** | **26** | **0** | **n/a** | **0.002203** | **NP Inter (normality) ...** |
| **TDS (mg/L)** | **MR-AP-MW-10** | **226** | **n/a** | **3/9/2020** | **1720** | **Yes** | **26** | **0** | **n/a** | **0.002203** | **NP Inter (normality) ...** |
| **TDS (mg/L)** | **MR-AP-MW-11** | **226** | **n/a** | **3/3/2020** | **1070** | **Yes** | **26** | **0** | **n/a** | **0.002203** | **NP Inter (normality) ...** |
| **TDS (mg/L)** | **MR-AP-MW-12** | **226** | **n/a** | **3/10/2020** | **2420** | **Yes** | **26** | **0** | **n/a** | **0.002203** | **NP Inter (normality) ...** |
| **TDS (mg/L)** | **MR-AP-MW-13D** | **226** | **n/a** | **3/9/2020** | **288** | **Yes** | **26** | **0** | **n/a** | **0.002203** | **NP Inter (normality) ...** |
| **TDS (mg/L)** | **MR-AP-MW-13S** | **226** | **n/a** | **3/9/2020** | **329** | **Yes** | **26** | **0** | **n/a** | **0.002203** | **NP Inter (normality) ...** |
| **TDS (mg/L)** | **MR-AP-MW-14** | **226** | **n/a** | **3/4/2020** | **232** | **Yes** | **26** | **0** | **n/a** | **0.002203** | **NP Inter (normality) ...** |
| **TDS (mg/L)** | **MR-AP-MW-15** | **226** | **n/a** | **3/4/2020** | **269** | **Yes** | **26** | **0** | **n/a** | **0.002203** | **NP Inter (normality) ...** |
| **TDS (mg/L)** | **MR-AP-MW-16** | **226** | **n/a** | **3/3/2020** | **378** | **Yes** | **26** | **0** | **n/a** | **0.002203** | **NP Inter (normality) ...** |

Sanitas™ v.9.6.24 Sanitas software licensed to Southern Company. UG
Hollow symbols indicate censored values.

Exceeds Limit: MR-AP-MW-2, MR-AP-MW-3D, MR-AP-MW-3S, MR-AP-MW-4, MR-AP-MW-5, MR-AP-PZ-5, MR-AP-MW-6,..

## Prediction Limit

Interwell Non-parametric

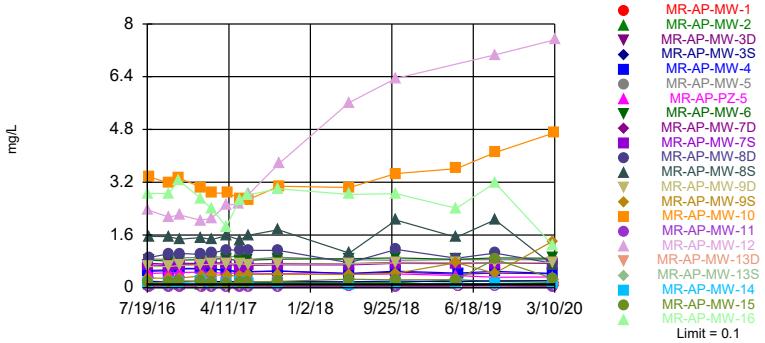


Non-parametric test used in lieu of parametric prediction limit because the Shapiro Wilk normality test showed the data to be non-normal at the 0.01 alpha level. Limit is highest of 26 background values. 46.15% NDs. Annual per-constituent alpha = 0.0925. Individual comparison alpha = 0.002203 (1 of 2). Comparing 22 points to limit.

Constituent: Boron Analysis Run 6/6/2020 4:56 PM View: PLs - Interwell

Plant Miller Client: Southern Company Data: Miller Ash Pond

Sanitas™ v.9.6.24 Sanitas software licensed to Southern Company. UG

Exceeds Limit: MR-AP-MW-1, MR-AP-MW-2, MR-AP-MW-3D, MR-AP-MW-4, MR-AP-MW-5, MR-AP-MW-6, MR-AP-MW-7D,..

## Prediction Limit

Interwell Non-parametric

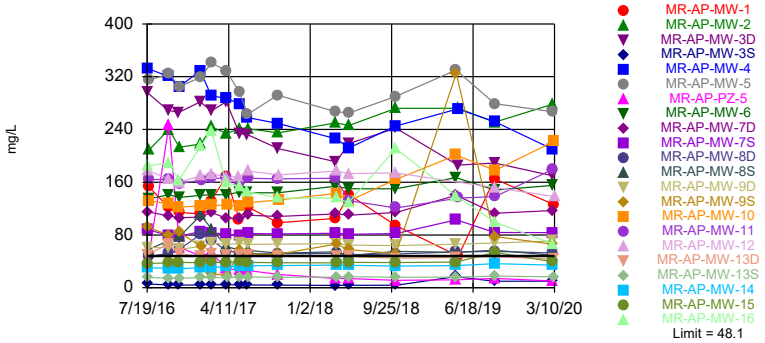


Non-parametric test used in lieu of parametric prediction limit because the Shapiro Wilk normality test showed the data to be non-normal at the 0.01 alpha level. Limit is highest of 26 background values. Annual per-constituent alpha = 0.0925. Individual comparison alpha = 0.002203 (1 of 2). Comparing 22 points to limit.

Constituent: Calcium Analysis Run 6/6/2020 4:56 PM View: PLs - Interwell

Plant Miller Client: Southern Company Data: Miller Ash Pond

Sanitas™ v.9.6.24 Sanitas software licensed to Southern Company. UG

Exceeds Limit: MR-AP-MW-1, MR-AP-MW-2, MR-AP-MW-3D, MR-AP-MW-3S, MR-AP-MW-4, MR-AP-MW-5, MR-AP-PZ-5,..

## Prediction Limit

Interwell Parametric

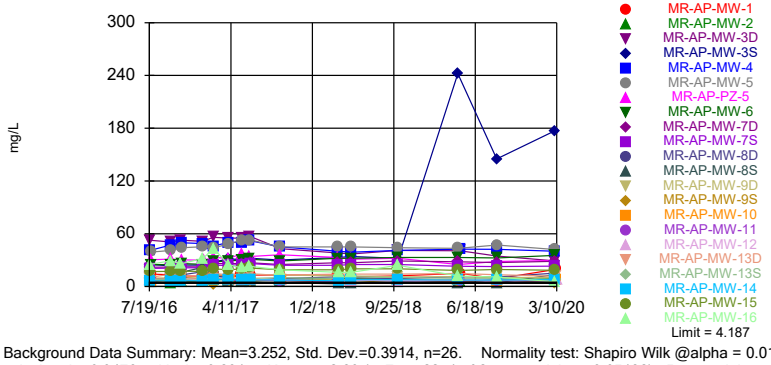


Background Data Summary: Mean=3.252, Std. Dev.=0.3914, n=26. Normality test: Shapiro Wilk @alpha = 0.01, calculated = 0.9476, critical = 0.891. Kappa = 2.39 (c=7, w=22, 1 of 2, event alpha = 0.05132). Report alpha = 0.007498. Individual comparison alpha = 0.000342. Comparing 22 points to limit.

Constituent: Chloride Analysis Run 6/6/2020 4:56 PM View: PLs - Interwell

Plant Miller Client: Southern Company Data: Miller Ash Pond

Sanitas™ v.9.6.24 Sanitas software licensed to Southern Company. UG
Hollow symbols indicate censored values.

Exceeds Limit: MR-AP-MW-2, MR-AP-MW-3D, MR-AP-MW-3S, MR-AP-MW-5, MR-AP-PZ-5, MR-AP-MW-8S, MR-AP-MW-9S,..

## Prediction Limit

Interwell Parametric

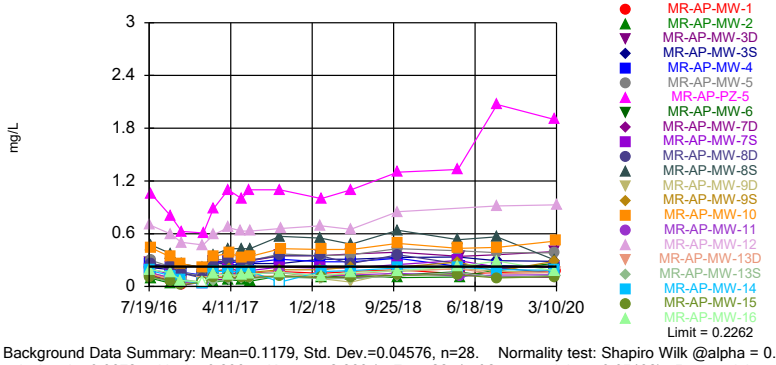


Background Data Summary: Mean=0.1179, Std. Dev.=0.04576, n=28. Normality test: Shapiro Wilk @alpha = 0.01, calculated = 0.9672, critical = 0.896. Kappa = 2.366 (c=7, w=22, 1 of 2, event alpha = 0.05132). Report alpha = 0.007498. Individual comparison alpha = 0.000342. Comparing 22 points to limit.

Constituent: Fluoride Analysis Run 6/6/2020 4:56 PM View: PLs - Interwell

Plant Miller Client: Southern Company Data: Miller Ash Pond

# Prediction Limit

Constituent: Boron (mg/L) Analysis Run 6/6/2020 4:59 PM View: PLs - Interwell

Plant Miller Client: Southern Company Data: Miller Ash Pond

| | MR-AP-MW-16 | MR-AP-MW-15 | MR-AP-MW-3D | MR-AP-MW-3S | MR-AP-MW-4 | MR-AP-MW-9D | MR-AP-MW-14 | MR-AP-MW-13S | MR-AP-MW-13D |
|---|---|---|---|---|---|---|---|---|---|
| 7/19/2016 | 2.86 | 0.15 | 0.527 | 0.195 | 0.496 | | | | |
| 7/20/2016 | | | | | | 0.644 | 0.115 | 0.0816 (J) | 0.0601 (J) |
| 7/21/2016 | | | | | | | | | |
| 7/25/2016 | | | | | | | | | |
| 7/26/2016 | | | | | | | | | |
| 8/2/2016 | | | | | | | | | |
| 8/3/2016 | | | | | | | | | |
| 9/20/2016 | | | | | | | | | |
| 9/21/2016 | | | | | | | | | |
| 9/26/2016 | 2.86 | 0.175 | 0.54 | 0.179 | | | 0.135 | | |
| 9/27/2016 | | | | | 0.514 | | | 0.0837 (J) | 0.0979 (J) |
| 9/28/2016 | | | | | | 0.641 | | | |
| 10/25/2016 | | | | | | | | | |
| 10/31/2016 | 3.25 | 0.204 | 0.586 | 0.19 | | | 0.153 | | |
| 11/1/2016 | | | | | 0.571 | 0.671 | | 0.0837 (J) | 0.108 |
| 11/2/2016 | | | | | | | | | |
| 12/13/2016 | | | | | | | | | |
| 1/9/2017 | 2.71 | 0.192 | 0.584 | 0.196 | 0.572 | | 0.19 | | |
| 1/10/2017 | | | | | | 0.696 | | | |
| 1/11/2017 | | | | | | | | 0.0795 (J) | 0.0719 (J) |
| 1/12/2017 | | | | | | | | | |
| 2/6/2017 | | | | | | | | | |
| 2/8/2017 | | | | | | | | | |
| 2/13/2017 | | | 0.567 | 0.187 | 0.565 | | | | |
| 2/14/2017 | 2.39 | 0.161 | | | | | 0.148 | | |
| 2/15/2017 | | | | | | 0.708 | | 0.0889 (J) | 0.0714 (J) |
| 3/28/2017 | | | | | | | | | |
| 3/29/2017 | | | | | | | | | |
| 4/3/2017 | 1.86 | | 0.527 | 0.192 | | | | | |
| 4/4/2017 | | 0.147 | | | 0.536 | 0.716 | 0.129 | | 0.0553 (J) |
| 4/6/2017 | | | | | | | | 0.0777 (J) | |
| 4/24/2017 | | | | | | | | | |
| 4/26/2017 | | | | | | | | | |
| 5/15/2017 | | | | | | | | | |
| 5/16/2017 | 2.67 | 0.168 | 0.477 | 0.178 | 0.482 | | | | |
| 5/17/2017 | | | | | | 0.735 | 0.157 | 0.095 (J) | 0.0781 (J) |
| 6/7/2017 | | | | | | | | | |
| 6/12/2017 | 2.81 | 0.18 | 0.491 | 0.181 | 0.478 | | | | |
| 6/13/2017 | | | | | | 0.695 | 0.14 | 0.0938 (J) | 0.0675 (J) |
| 6/14/2017 | | | | | | | | | |
| 8/21/2017 | | | | | | | | | |
| 8/22/2017 | | | | | | | | | |
| 9/18/2017 | | | | | | | | | |
| 9/19/2017 | 3 | 0.192 | | | | 0.716 | 0.115 | 0.108 | 0.0732 (J) |
| 9/20/2017 | | | 0.505 | 0.188 | 0.506 | | | | |
| 9/21/2017 | | | | | | | | | |
| 5/7/2018 | 2.83 | 0.258 | | | | | | | |
| 5/8/2018 | | | | | | 0.722 | 0.102 | 0.101 | 0.083 (J) |
| 5/9/2018 | | | | | 0.433 | | | | |
| 5/10/2018 | | | 0.425 | 0.183 | | | | | |
| 5/15/2018 | | | | | | | | | |
| 10/8/2018 | | | | | 0.503 | | | | |

# Prediction Limit

Constituent: Boron (mg/L) Analysis Run 6/6/2020 4:59 PM View: PLs - Interwell

Plant Miller Client: Southern Company Data: Miller Ash Pond

| | MR-AP-MW-16 | MR-AP-MW-15 | MR-AP-MW-3D | MR-AP-MW-3S | MR-AP-MW-4 | MR-AP-MW-9D | MR-AP-MW-14 | MR-AP-MW-13S | MR-AP-MW-13D |
|---|---|---|---|---|---|---|---|---|---|
| 10/9/2018 | 2.85 | 0.237 | 0.471 | 0.202 | | 0.752 | 0.118 | 0.106 | 0.102 |
| 10/16/2018 | | | | | | | | | |
| 10/17/2018 | | | | | | | | | |
| 4/16/2019 | | | | | | | | | |
| 4/22/2019 | | | | 0.183 (J) | | | | | |
| 4/23/2019 | | | | | | | | | |
| 4/24/2019 | 2.41 | 0.243 | | | | 0.758 | 0.121 (J) | 0.137 (J) | 0.0987 (J) |
| 4/29/2019 | | | 0.407 | | 0.444 | | | | |
| 5/1/2019 | | | | | | | | | |
| 8/27/2019 | | | 0.443 | 0.209 | 0.495 | 0.75 | | | |
| 8/28/2019 | 3.18 | 0.863 | | | | | 0.126 | | |
| 8/29/2019 | | | | | | | | 0.11 | 0.0961 (J) |
| 9/24/2019 | | | | | | | | | |
| 3/2/2020 | | | | | | | | | |
| 3/3/2020 | 1.29 | | 0.422 | 0.217 | | 0.769 | | | |
| 3/4/2020 | | 0.285 | | | 0.431 | | 0.122 | | |
| 3/9/2020 | | | | | | | | 0.1 | 0.0929 (J) |
| 3/10/2020 | | | | | | | | | |
| 3/18/2020 | | | | | | | | | |

# Prediction Limit

Constituent: Boron (mg/L) Analysis Run 6/6/2020 4:59 PM View: PLs - Interwell

Plant Miller Client: Southern Company Data: Miller Ash Pond

| | MR-AP-MW-12 | MR-AP-MW-9S | MR-AP-MW-7D | MR-AP-MW-7S | MR-AP-MW-8D | MR-AP-MW-2 | MR-AP-MW-10 | MR-AP-MW-11 | MR-AP-MW-8S |
|---|---|---|---|---|---|---|---|---|---|
| 7/19/2016 | | | | | | | | | |
| 7/20/2016 | 2.36 | 0.295 | | | | | | | |
| 7/21/2016 | | | 0.744 | 0.69 | | | | | |
| 7/25/2016 | | | | | 0.916 | 0.0922 (J) | 3.36 | 0.0282 (J) | 1.56 |
| 7/26/2016 | | | | | | | | | |
| 8/2/2016 | | | | | | | | | |
| 8/3/2016 | | | | | | | | | |
| 9/20/2016 | | | | | | | | | |
| 9/21/2016 | | | | | | | | | |
| 9/26/2016 | | | | | | | | | |
| 9/27/2016 | 2.14 | 0.282 | 0.711 | 0.669 | | | 3.18 | 0.0253 (J) | 1.55 |
| 9/28/2016 | | | | | 1.03 | 0.126 | | | |
| 10/25/2016 | | | | | | | | | |
| 10/31/2016 | | | | | | | 3.32 | | |
| 11/1/2016 | 2.21 | | 0.745 | 0.697 | 1.04 | 0.0959 (J) | | 0.0266 (J) | 1.47 |
| 11/2/2016 | | 0.293 | | | | | | | |
| 12/13/2016 | | | | | | | | | |
| 1/9/2017 | | | | | | | | | |
| 1/10/2017 | | | 0.733 | 0.705 | 1.01 | | | | 1.52 |
| 1/11/2017 | 2.04 | | | | | 0.0976 (J) | 3.05 | | |
| 1/12/2017 | | 0.358 | | | | | | 0.0268 (J) | |
| 2/6/2017 | | | | | | | | | |
| 2/8/2017 | | | | | | | | | |
| 2/13/2017 | | | | | | | | 0.0263 (J) | |
| 2/14/2017 | | | 0.753 | 0.722 | | 0.147 | 2.87 | | 1.46 |
| 2/15/2017 | 2.12 | 0.398 | | | 1.05 | | | | |
| 3/28/2017 | | | | | | | | | |
| 3/29/2017 | | | | | | | | | |
| 4/3/2017 | | | | | | | | | |
| 4/4/2017 | 2.51 | | 0.755 | 0.727 | 1.15 | 0.121 | | 0.0252 (J) | 1.58 |
| 4/6/2017 | | 0.367 | | | | | 2.87 | | |
| 4/24/2017 | | | | | | | | | |
| 4/26/2017 | | | | | | | | | |
| 5/15/2017 | 2.54 | | | | | | | | |
| 5/16/2017 | | | 0.691 | 0.647 | | 0.167 | | 0.0319 (J) | 1.45 |
| 5/17/2017 | | 0.358 | | | 1.13 | | 2.71 | | |
| 6/7/2017 | | | | | | | | | |
| 6/12/2017 | | | | | | | | | |
| 6/13/2017 | | | 0.715 | 0.673 | 1.13 | | 2.67 | | 1.59 |
| 6/14/2017 | 2.83 | 0.406 | | | | 0.159 | | 0.026 (J) | |
| 8/21/2017 | | | | | | | | | |
| 8/22/2017 | | | | | | | | | |
| 9/18/2017 | | | 0.734 | 0.697 | | | | | |
| 9/19/2017 | | 0.409 | | | 1.13 | | | 0.0253 (J) | 1.76 |
| 9/20/2017 | | | | | | 0.148 | | | |
| 9/21/2017 | 3.76 | | | | | | 3.08 | | |
| 5/7/2018 | | | | | | | | | |
| 5/8/2018 | 5.61 | 0.399 | | | | | | <0.1 | |
| 5/9/2018 | | | 0.727 | 0.692 | 0.76 | 0.145 | | | 1.05 |
| 5/10/2018 | | | | | | | 3.04 | | |
| 5/15/2018 | | | | | | | | | |
| 10/8/2018 | 6.35 | | | | | | 3.46 | | |

# Prediction Limit

Constituent: Boron (mg/L) Analysis Run 6/6/2020 4:59 PM View: PLs - Interwell

Plant Miller Client: Southern Company Data: Miller Ash Pond

| | MR-AP-MW-12 | MR-AP-MW-9S | MR-AP-MW-7D | MR-AP-MW-7S | MR-AP-MW-8D | MR-AP-MW-2 | MR-AP-MW-10 | MR-AP-MW-11 | MR-AP-MW-8S |
|---|---|---|---|---|---|---|---|---|---|
| 10/9/2018 | | 0.437 | 0.769 | 0.737 | 1.16 | 0.15 | | 0.0262 (J) | 2.05 |
| 10/16/2018 | | | | | | | | | |
| 10/17/2018 | | | | | | | | | |
| 4/16/2019 | | | | | | | | | |
| 4/22/2019 | | | | | | | | | |
| 4/23/2019 | | | | | | | | | |
| 4/24/2019 | | 0.757 | 0.756 | 0.73 | 0.893 | | 3.61 | | 1.53 |
| 4/29/2019 | | | | | | | | | |
| 5/1/2019 | | | | | | 0.24 | | <0.1 | |
| 8/27/2019 | | 0.438 | | | | 0.192 | | | |
| 8/28/2019 | 7.06 | | 0.764 | 0.743 | 1.05 | | | <0.1 | 2.06 |
| 8/29/2019 | | | | | | | 4.1 | | |
| 9/24/2019 | | | | | | | | | |
| 3/2/2020 | | | | | | | | | |
| 3/3/2020 | | 1.41 | 0.752 | 0.74 | 0.742 | 0.167 | | 0.0308 (J) | 0.692 |
| 3/4/2020 | | | | | | | | | |
| 3/9/2020 | | | | | | | 4.7 | | |
| 3/10/2020 | 7.52 | | | | | | | | |
| 3/18/2020 | | | | | | | | | |

# Prediction Limit

Constituent: Boron (mg/L) Analysis Run 6/6/2020 4:59 PM View: PLs - Interwell

Plant Miller Client: Southern Company Data: Miller Ash Pond

| | MR-AP-MW-1 | MR-AP-MW-6 | MR-AP-PZ-5 | MR-AP-MW-5 | GS-AP-MW-13 (bg) | GS-AP-MW-8 (bg) |
|---|---|---|---|---|---|---|
| 7/19/2016 | | | | | | |
| 7/20/2016 | | | | | | |
| 7/21/2016 | | | | | | |
| 7/25/2016 | 0.0978 (J) | | | | | |
| 7/26/2016 | | 0.835 | 0.434 | 0.873 | | |
| 8/2/2016 | | | | | 0.1 | |
| 8/3/2016 | | | | | | 0.0239 (J) |
| 9/20/2016 | | | | | 0.1 | |
| 9/21/2016 | | | | | | 0.1 |
| 9/26/2016 | 0.0625 (J) | | | | | |
| 9/27/2016 | | | | | | |
| 9/28/2016 | | 0.807 | 0.454 | 0.857 | | |
| 10/25/2016 | | | | | 0.1 | 0.1 |
| 10/31/2016 | | | | | | |
| 11/1/2016 | | 0.838 | | | | |
| 11/2/2016 | 0.067 (J) | | 0.46 | 0.909 | | |
| 12/13/2016 | | | | | 0.1 | 0.1 |
| 1/9/2017 | | 0.848 | | | | |
| 1/10/2017 | | | | 0.915 | | |
| 1/11/2017 | 0.0588 (J) | | | | | |
| 1/12/2017 | | | 0.471 | | | |
| 2/6/2017 | | | | | | 0.1 |
| 2/8/2017 | | | | | 0.1 | |
| 2/13/2017 | 0.0561 (J) | 0.869 | 0.473 | | | |
| 2/14/2017 | | | | 0.932 | | |
| 2/15/2017 | | | | | | |
| 3/28/2017 | | | | | | 0.1 |
| 3/29/2017 | | | | | 0.1 | |
| 4/3/2017 | 0.0631 (J) | 0.881 | 0.424 | 0.932 | | |
| 4/4/2017 | | | | | | |
| 4/6/2017 | | | | | | |
| 4/24/2017 | | | | | | 0.1 |
| 4/26/2017 | | | | | 0.1 | |
| 5/15/2017 | 0.0636 (J) | | | | | |
| 5/16/2017 | | 0.81 | | | | |
| 5/17/2017 | | | 0.462 | 0.953 | | |
| 6/7/2017 | | | | | <0.1 | <0.1 |
| 6/12/2017 | | 0.832 | 0.418 | 0.854 | | |
| 6/13/2017 | | | | | | |
| 6/14/2017 | 0.0603 (J) | | | | | |
| 8/21/2017 | | | | | | <0.1 |
| 8/22/2017 | | | | | <0.1 | |
| 9/18/2017 | | 0.864 | 0.428 | 0.921 | | |
| 9/19/2017 | 0.0559 (J) | | | | | |
| 9/20/2017 | | | | | | |
| 9/21/2017 | | | | | | |
| 5/7/2018 | | | | | | |
| 5/8/2018 | | | | | | |
| 5/9/2018 | 0.0437 (J) | 0.878 | 0.406 | 0.851 | | |
| 5/10/2018 | | | | | | |
| 5/15/2018 | | | | | <0.1 | <0.1 |
| 10/8/2018 | | 0.905 | 0.42 | 0.833 | | |

# Prediction Limit

Constituent: Boron (mg/L) Analysis Run 6/6/2020 4:59 PM View: PLs - Interwell

Plant Miller Client: Southern Company Data: Miller Ash Pond

| | MR-AP-MW-1 | MR-AP-MW-6 | MR-AP-PZ-5 | MR-AP-MW-5 | GS-AP-MW-13 (bg) | GS-AP-MW-8 (bg) |
|---|---|---|---|---|---|---|
| 10/9/2018 | 0.0559 (J) | | | | | |
| 10/16/2018 | | | | | | <0.1 |
| 10/17/2018 | | | | | <0.1 | |
| 4/16/2019 | | | | | <0.1 | <0.1 |
| 4/22/2019 | | | | | | |
| 4/23/2019 | | 0.862 | 0.372 | 0.849 | | |
| 4/24/2019 | | | | | | |
| 4/29/2019 | | | | | | |
| 5/1/2019 | <0.1 | | | | | |
| 8/27/2019 | 0.0869 (J) | | | | | |
| 8/28/2019 | | 0.906 | | 0.852 | | |
| 8/29/2019 | | | 0.319 | | | |
| 9/24/2019 | | | | | | <0.1 |
| 3/2/2020 | | | 0.328 | 0.851 | | |
| 3/3/2020 | | 0.895 | | | | |
| 3/4/2020 | | | | | | |
| 3/9/2020 | 0.0747 (J) | | | | | |
| 3/10/2020 | | | | | | |
| 3/18/2020 | | | | | | <0.1 |

# Prediction Limit

Constituent: Calcium (mg/L) Analysis Run 6/6/2020 4:59 PM View: PLs - Interwell

Plant Miller Client: Southern Company Data: Miller Ash Pond

| | MR-AP-MW-3D | MR-AP-MW-3S | MR-AP-MW-16 | MR-AP-MW-4 | MR-AP-MW-15 | MR-AP-MW-12 | MR-AP-MW-13D | MR-AP-MW-9D | MR-AP-MW-13S |
|---|---|---|---|---|---|---|---|---|---|
| 7/19/2016 | 296 | 5.63 | 185 | 333 | 37 | | | | |
| 7/20/2016 | | | | | | 178 | 49.9 | 60.6 | 15.5 |
| 7/21/2016 | | | | | | | | | |
| 7/25/2016 | | | | | | | | | |
| 7/26/2016 | | | | | | | | | |
| 8/2/2016 | | | | | | | | | |
| 8/3/2016 | | | | | | | | | |
| 9/20/2016 | | | | | | | | | |
| 9/21/2016 | | | | | | | | | |
| 9/26/2016 | 269 | 4.28 | 189 | | 37.5 | | | | |
| 9/27/2016 | | | | 320 | | 165 | 66.5 | | 14.3 |
| 9/28/2016 | | | | | | | | 61.2 | |
| 10/25/2016 | | | | | | | | | |
| 10/31/2016 | 266 | 4.04 | 163 | | 38.4 | | | | |
| 11/1/2016 | | | | 305 | | 160 | 51.8 | 58 | 14.3 |
| 11/2/2016 | | | | | | | | | |
| 12/13/2016 | | | | | | | | | |
| 1/9/2017 | 282 | 4.15 | 214 | 329 | 37.8 | | | | |
| 1/10/2017 | | | | | | | | 62.6 | |
| 1/11/2017 | | | | | | 170 | 47.2 | | 15.1 |
| 1/12/2017 | | | | | | | | | |
| 2/6/2017 | | | | | | | | | |
| 2/8/2017 | | | | | | | | | |
| 2/13/2017 | 268 | 4.38 | | 291 | | | | | |
| 2/14/2017 | | | 237 | | 39.2 | | | | |
| 2/15/2017 | | | | | | 173 | 50.7 | 68.2 | 15.7 |
| 3/28/2017 | | | | | | | | | |
| 3/29/2017 | | | | | | | | | |
| 4/3/2017 | 282 | 4.45 | 159 | | | | | | |
| 4/4/2017 | | | | 287 | 37.5 | 167 | 48.9 | 65.4 | |
| 4/6/2017 | | | | | | | | | 15.1 |
| 4/24/2017 | | | | | | | | | |
| 4/26/2017 | | | | | | | | | |
| 5/15/2017 | | | | | | 169 | | | |
| 5/16/2017 | 234 | 4.23 | 154 | 279 | 40.4 | | | | |
| 5/17/2017 | | | | | | | 48.7 | 67.3 | 16.1 |
| 6/7/2017 | | | | | | | | | |
| 6/12/2017 | 232 | 4.14 | 146 | 258 | 38.4 | | | | |
| 6/13/2017 | | | | | | | 49.2 | 65.8 | 16.2 |
| 6/14/2017 | | | | | | 177 | | | |
| 8/21/2017 | | | | | | | | | |
| 8/22/2017 | | | | | | | | | |
| 9/18/2017 | | | | | | | | | |
| 9/19/2017 | | | 136 | | 37.8 | | 47.3 | 66 | 15.9 |
| 9/20/2017 | 211 | 3.88 | | 249 | | | | | |
| 9/21/2017 | | | | | | 171 | | | |
| 3/27/2018 | 191 | 3.4 | | 226 | | | | | |
| 3/28/2018 | | | 136 | | 37.7 | 177 | 47.3 | 66.8 | 16.1 |
| 5/7/2018 | | | 129 | | 38.4 | | | | |
| 5/8/2018 | | | | | | 173 | 47.3 | 64.6 | 16.7 |
| 5/9/2018 | | | | 212 | | | | | |
| 5/10/2018 | 219 | 3.79 | | | | | | | |

# Prediction Limit

Constituent: Calcium (mg/L) Analysis Run 6/6/2020 4:59 PM View: PLs - Interwell

Plant Miller Client: Southern Company Data: Miller Ash Pond

| | MR-AP-MW-3D | MR-AP-MW-3S | MR-AP-MW-16 | MR-AP-MW-4 | MR-AP-MW-15 | MR-AP-MW-12 | MR-AP-MW-13D | MR-AP-MW-9D | MR-AP-MW-13S |
|---|---|---|---|---|---|---|---|---|---|
| 5/15/2018 | | | | | | | | | |
| 10/8/2018 | | | | 245 | | 174 | | | |
| 10/9/2018 | 242 | 3.78 | 211 | | 38.2 | | 44.6 | 63.8 | 15.8 |
| 10/16/2018 | | | | | | | | | |
| 10/17/2018 | | | | | | | | | |
| 4/16/2019 | | | | | | | | | |
| 4/22/2019 | | 16.8 | | | | | | | |
| 4/23/2019 | | | | | | | | | |
| 4/24/2019 | | | 139 | | 39 | | 46 | 66 | 16 |
| 4/29/2019 | 186 | | | 271 | | | | | |
| 5/1/2019 | | | | | | | | | |
| 8/27/2019 | 189 | 9.68 | | 252 | | | | 67.7 | |
| 8/28/2019 | | | 99.5 | | 53.8 | 152 | | | |
| 8/29/2019 | | | | | | | 47.3 | | 17.6 |
| 9/24/2019 | | | | | | | | | |
| 3/2/2020 | | | | | | | | | |
| 3/3/2020 | 170 | 9.94 | 66.8 | | | | | 70.8 | |
| 3/4/2020 | | | | 210 | 39.3 | | | | |
| 3/9/2020 | | | | | | | 43.2 | | 16.6 |
| 3/10/2020 | | | | | | 138 | | | |
| 3/18/2020 | | | | | | | | | |

# Prediction Limit

Constituent: Calcium (mg/L) Analysis Run 6/6/2020 4:59 PM View: PLs - Interwell

Plant Miller Client: Southern Company Data: Miller Ash Pond

| | MR-AP-MW-9S | MR-AP-MW-14 | MR-AP-MW-7D | MR-AP-MW-7S | MR-AP-MW-8D | MR-AP-MW-2 | MR-AP-MW-1 | MR-AP-MW-11 | MR-AP-MW-8S |
|---|---|---|---|---|---|---|---|---|---|
| 7/19/2016 | | | | | | | | | |
| 7/20/2016 | 91.9 | 30.5 | | | | | | | |
| 7/21/2016 | | | 115 | 88.2 | | | | | |
| 7/25/2016 | | | | | 46.8 | 209 | 153 | 164 | 58.5 |
| 7/26/2016 | | | | | | | | | |
| 8/2/2016 | | | | | | | | | |
| 8/3/2016 | | | | | | | | | |
| 9/20/2016 | | | | | | | | | |
| 9/21/2016 | | | | | | | | | |
| 9/26/2016 | | 29.3 | | | | | 122 | | |
| 9/27/2016 | 79.9 | | 109 | 79.1 | | | | 164 | 71.1 |
| 9/28/2016 | | | | | 52.4 | 240 | | | |
| 10/25/2016 | | | | | | | | | |
| 10/31/2016 | | 28.6 | | | | | | | |
| 11/1/2016 | | | 106 | 78 | 58 | 213 | | 158 | 77.2 |
| 11/2/2016 | 83.8 | | | | | | 114 | | |
| 12/13/2016 | | | | | | | | | |
| 1/9/2017 | | 30.3 | | | | | | | |
| 1/10/2017 | | | 107 | 85.3 | 81.2 | | | | 110 |
| 1/11/2017 | | | | | | 218 | 112 | | |
| 1/12/2017 | 62.5 | | | | | | | 163 | |
| 2/6/2017 | | | | | | | | | |
| 2/8/2017 | | | | | | | | | |
| 2/13/2017 | | | | | | | 132 | 166 | |
| 2/14/2017 | | 31.1 | 114 | 82.7 | | 244 | | | 89.3 |
| 2/15/2017 | 20.9 | | | | 72.1 | | | | |
| 3/28/2017 | | | | | | | | | |
| 3/29/2017 | | | | | | | | | |
| 4/3/2017 | | | | | | | 168 | | |
| 4/4/2017 | | 31.7 | 105 | 81.6 | 55.7 | 234 | | 166 | 62.2 |
| 4/6/2017 | 18.6 | | | | | | | | |
| 4/24/2017 | | | | | | | | | |
| 4/26/2017 | | | | | | | | | |
| 5/15/2017 | | | | | | | 104 | | |
| 5/16/2017 | | | 105 | 78.6 | | 241 | | 160 | 57.3 |
| 5/17/2017 | 57.1 | 32.8 | | | 53.7 | | | | |
| 6/7/2017 | | | | | | | | | |
| 6/12/2017 | | | | | | | | | |
| 6/13/2017 | | 33.4 | 110 | 82.3 | 51.6 | | | | 56.6 |
| 6/14/2017 | 50.7 | | | | | 241 | 122 | 166 | |
| 8/21/2017 | | | | | | | | | |
| 8/22/2017 | | | | | | | | | |
| 9/18/2017 | | | 108 | 81.6 | | | | | |
| 9/19/2017 | 50.7 | 33.6 | | | 51.5 | | 98.6 | 165 | 52.5 |
| 9/20/2017 | | | | | | 235 | | | |
| 9/21/2017 | | | | | | | | | |
| 3/27/2018 | | | 112 | 82.6 | | 250 | 105 | 166 | |
| 3/28/2018 | 66 | 34.3 | | | 52.2 | | | | 54.4 |
| 5/7/2018 | | | | | | | | | |
| 5/8/2018 | 57.8 | 34 | | | | | | 132 | |
| 5/9/2018 | | | 110 | 81.1 | 50 | 246 | 141 | | 48.6 |
| 5/10/2018 | | | | | | | | | |

# Prediction Limit

Constituent: Calcium (mg/L) Analysis Run 6/6/2020 4:59 PM View: PLs - Interwell

Plant Miller Client: Southern Company Data: Miller Ash Pond

| | MR-AP-MW-9S | MR-AP-MW-14 | MR-AP-MW-7D | MR-AP-MW-7S | MR-AP-MW-8D | MR-AP-MW-2 | MR-AP-MW-1 | MR-AP-MW-11 | MR-AP-MW-8S |
|---|---|---|---|---|---|---|---|---|---|
| 5/15/2018 | | | | | | | | | |
| 10/8/2018 | | | | | | | | | |
| 10/9/2018 | 51.7 | 32.8 | 114 | 82 | 51.3 | 272 | 94.1 | 121 | 55.2 |
| 10/16/2018 | | | | | | | | | |
| 10/17/2018 | | | | | | | | | |
| 4/16/2019 | | | | | | | | | |
| 4/22/2019 | | | | | | | | | |
| 4/23/2019 | | | | | | | | | |
| 4/24/2019 | 325 | 33.6 | 140 | 103 | 54.1 | | | | 53.6 |
| 4/29/2019 | | | | | | | | | |
| 5/1/2019 | | | | | | 272 | 47.9 | 136 | |
| 8/27/2019 | 77.6 | | | | | 251 | 165 | | |
| 8/28/2019 | | 36.5 | 113 | 83.7 | 55.2 | | | 138 | 56.9 |
| 8/29/2019 | | | | | | | | | |
| 9/24/2019 | | | | | | | | | |
| 3/2/2020 | | | | | | | | | |
| 3/3/2020 | 66 | | 117 | 83.5 | 52.7 | 278 | | 179 | 49.3 |
| 3/4/2020 | | 34.2 | | | | | | | |
| 3/9/2020 | | | | | | | 126 | | |
| 3/10/2020 | | | | | | | | | |
| 3/18/2020 | | | | | | | | | |

# Prediction Limit

Constituent: Calcium (mg/L) Analysis Run 6/6/2020 4:59 PM View: PLs - Interwell

Plant Miller Client: Southern Company Data: Miller Ash Pond

| | MR-AP-MW-10 | MR-AP-MW-5 | MR-AP-PZ-5 | MR-AP-MW-6 | GS-AP-MW-13 (bg) | GS-AP-MW-8 (bg) |
|---|---|---|---|---|---|---|
| 7/19/2016 | | | | | | |
| 7/20/2016 | | | | | | |
| 7/21/2016 | | | | | | |
| 7/25/2016 | 132 | | | | | |
| 7/26/2016 | | 315 | 52.8 | 135 | | |
| 8/2/2016 | | | | | 47.2 | |
| 8/3/2016 | | | | | | 6.85 |
| 9/20/2016 | | | | | 46.3 | |
| 9/21/2016 | | | | | | 11.7 |
| 9/26/2016 | | | | | | |
| 9/27/2016 | 127 | | | | | |
| 9/28/2016 | | 324 | 246.4 | 141 | | |
| 10/25/2016 | | | | | 46.6 | 10.8 |
| 10/31/2016 | 122 | | | | | |
| 11/1/2016 | | | | 137 | | |
| 11/2/2016 | | 305 | 61.3 | | | |
| 12/13/2016 | | | | | 43.1 | 5.86 |
| 1/9/2017 | | | | 140 | | |
| 1/10/2017 | | 319 | | | | |
| 1/11/2017 | 124 | | | | | |
| 1/12/2017 | | | 47.7 | | | |
| 2/6/2017 | | | | | | 9.76 |
| 2/8/2017 | | | | | 47.5 | |
| 2/13/2017 | | | 54 | 141 | | |
| 2/14/2017 | 125 | 341 | | | | |
| 2/15/2017 | | | | | | |
| 3/28/2017 | | | | | | 5.28 |
| 3/29/2017 | | | | | 46.8 | |
| 4/3/2017 | | 329 | 28.7 | 141 | | |
| 4/4/2017 | | | | | | |
| 4/6/2017 | 125 | | | | | |
| 4/24/2017 | | | | | | 6.89 |
| 4/26/2017 | | | | | 48.1 | |
| 5/15/2017 | | | | | | |
| 5/16/2017 | | | | 145 | | |
| 5/17/2017 | 124 | 296 | 26.7 | | | |
| 6/7/2017 | | | | | 44.4 | 3.58 |
| 6/12/2017 | | 263 | 26.3 | 144 | | |
| 6/13/2017 | 129 | | | | | |
| 6/14/2017 | | | | | | |
| 8/21/2017 | | | | | | 3.38 |
| 8/22/2017 | | | | | 42.9 | |
| 9/18/2017 | | 292 | 20.2 | 144 | | |
| 9/19/2017 | | | | | | |
| 9/20/2017 | | | | | | |
| 9/21/2017 | 133 | | | | | |
| 3/27/2018 | | 267 | 13.9 | 154 | | |
| 3/28/2018 | 143 | | | | | |
| 5/7/2018 | | | | | | |
| 5/8/2018 | | | | | | |
| 5/9/2018 | | 265 | 13.8 | 150 | | |
| 5/10/2018 | 132 | | | | | |

# Prediction Limit

Constituent: Calcium (mg/L) Analysis Run 6/6/2020 4:59 PM View: PLs - Interwell

Plant Miller Client: Southern Company Data: Miller Ash Pond

| | MR-AP-MW-10 | MR-AP-MW-5 | MR-AP-PZ-5 | MR-AP-MW-6 | GS-AP-MW-13 (bg) | GS-AP-MW-8 (bg) |
|---|---|---|---|---|---|---|
| 5/15/2018 | | | | | 44.3 | 4.25 |
| 10/8/2018 | 164 | 290 | 11.1 | 150 | | |
| 10/9/2018 | | | | | | |
| 10/16/2018 | | | | | | 3.21 |
| 10/17/2018 | | | | | 41.8 | |
| 4/16/2019 | | | | | 38.6 | 4.43 |
| 4/22/2019 | | | | | | |
| 4/23/2019 | | 330 | 11.9 | 167 | | |
| 4/24/2019 | 201 | | | | | |
| 4/29/2019 | | | | | | |
| 5/1/2019 | | | | | | |
| 8/27/2019 | | | | | | |
| 8/28/2019 | | 279 | | 148 | | |
| 8/29/2019 | 178 | | 14.2 | | | |
| 9/24/2019 | | | | | | 7.24 |
| 3/2/2020 | | 267 | 10.3 | | | |
| 3/3/2020 | | | | 155 | | |
| 3/4/2020 | | | | | | |
| 3/9/2020 | 222 | | | | | |
| 3/10/2020 | | | | | | |
| 3/18/2020 | | | | | | 4.51 |

# Prediction Limit

Constituent: Chloride (mg/L) Analysis Run 6/6/2020 4:59 PM View: PLs - Interwell

Plant Miller Client: Southern Company Data: Miller Ash Pond

| | MR-AP-MW-3D | MR-AP-MW-3S | MR-AP-MW-16 | MR-AP-MW-4 | MR-AP-MW-15 | MR-AP-MW-12 | MR-AP-MW-13D | MR-AP-MW-9D | MR-AP-MW-13S |
|---|---|---|---|---|---|---|---|---|---|
| 7/19/2016 | 52.7 | 25 | 24.9 | 40.8 | 16.9 | | | | |
| 7/20/2016 | | | | | | 8.05 | 10.4 | 8.7 | 8.49 |
| 7/21/2016 | | | | | | | | | |
| 7/25/2016 | | | | | | | | | |
| 7/26/2016 | | | | | | | | | |
| 8/2/2016 | | | | | | | | | |
| 8/3/2016 | | | | | | | | | |
| 9/20/2016 | | | | | | | | | |
| 9/21/2016 | | | | | | | | | |
| 9/26/2016 | 50.6 | 23.6 | 29.2 | | 17.1 | | | | |
| 9/27/2016 | | | | 47.1 | | 8.37 | 13.8 | | 7.85 |
| 9/28/2016 | | | | | | | | 8.99 | |
| 10/25/2016 | | | | | | | | | |
| 10/31/2016 | 52.6 | 24.4 | 25.9 | | 17.3 | | | | |
| 11/1/2016 | | | | 49.7 | | 8.62 | 12 | 9.34 | 7.7 |
| 11/2/2016 | | | | | | | | | |
| 12/13/2016 | | | | | | | | | |
| 1/9/2017 | 51.4 | 24.3 | 31.7 | 48.8 | 17.2 | | | | |
| 1/10/2017 | | | | | | | | 9.94 | |
| 1/11/2017 | | | | | | 8.33 | 11.7 | | 6.9 |
| 1/12/2017 | | | | | | | | | |
| 2/6/2017 | | | | | | | | | |
| 2/8/2017 | | | | | | | | | |
| 2/13/2017 | 56 | 28 | | 46 | | | | | |
| 2/14/2017 | | | 43 | | 20 | | | | |
| 2/15/2017 | | | | | | 9.9 | 15 | 13 | 9.4 |
| 3/28/2017 | | | | | | | | | |
| 3/29/2017 | | | | | | | | | |
| 4/3/2017 | 55 | 31 | 25 | | | | | | |
| 4/4/2017 | | | | 50 | 19 | 9.5 | 13 | 13 | |
| 4/6/2017 | | | | | | | | | 7.5 |
| 4/24/2017 | | | | | | | | | |
| 4/26/2017 | | | | | | | | | |
| 5/15/2017 | | | | | | 8.1 | | | |
| 5/16/2017 | 55 | 31 | 21 | 50 | 20 | | | | |
| 5/17/2017 | | | | | | | 14 | 14 | 8.9 |
| 6/7/2017 | | | | | | | | | |
| 6/12/2017 | 57 | 32 | 23 | 52 | 21 | | | | |
| 6/13/2017 | | | | | | | 14 | 14 | 9.1 |
| 6/14/2017 | | | | | | 8 | | | |
| 8/21/2017 | | | | | | | | | |
| 8/22/2017 | | | | | | | | | |
| 9/18/2017 | | | | | | | | | |
| 9/19/2017 | | | 19 | | 19 | | 13 | 13 | 10 |
| 9/20/2017 | 43 | 30 | | 45 | | | | | |
| 9/21/2017 | | | | | | 7.7 | | | |
| 3/27/2018 | 38 | 33 | | 40 | | | | | |
| 3/28/2018 | | | 16 | | 19 | 6.5 | 14 | 12 | 9.1 |
| 5/7/2018 | | | 16 | | 20 | | | | |
| 5/8/2018 | | | | | | 6.8 | 14 | 12 | 11 |
| 5/9/2018 | | | | 39 | | | | | |
| 5/10/2018 | 37 | 34 | | | | | | | |

# Prediction Limit

Constituent: Chloride (mg/L) Analysis Run 6/6/2020 4:59 PM View: PLs - Interwell

Plant Miller Client: Southern Company Data: Miller Ash Pond

| | MR-AP-MW-3D | MR-AP-MW-3S | MR-AP-MW-16 | MR-AP-MW-4 | MR-AP-MW-15 | MR-AP-MW-12 | MR-AP-MW-13D | MR-AP-MW-9D | MR-AP-MW-13S |
|---|---|---|---|---|---|---|---|---|---|
| 5/15/2018 | | | | | | | | | |
| 10/8/2018 | | | | 41 | | 6.9 | | | |
| 10/9/2018 | 41 | 32 | 24 | | 20 | | 14 | 11 | 10 |
| 10/16/2018 | | | | | | | | | |
| 10/17/2018 | | | | | | | | | |
| 4/16/2019 | | | | | | | | | |
| 4/22/2019 | | 242 | | | | | | | |
| 4/23/2019 | | | | | | | | | |
| 4/24/2019 | | | 11.9 | | 18.3 | | 14.7 | 11.2 | 9.4 |
| 4/29/2019 | 40.7 | | | 42.4 | | | | | |
| 5/1/2019 | | | | | | | | | |
| 8/27/2019 | 34.7 | 145 | | 42.3 | | | | 10.2 | |
| 8/28/2019 | | | 10.8 | | 19.3 | 7.27 | | | |
| 8/29/2019 | | | | | | | 13.4 | | 9.33 |
| 9/24/2019 | | | | | | | | | |
| 3/2/2020 | | | | | | | | | |
| 3/3/2020 | 29.1 | 177 | 5.33 | | | | | 10.3 | |
| 3/4/2020 | | | | 40.1 | 18.5 | | | | |
| 3/9/2020 | | | | | | | 11.7 | | 7.17 |
| 3/10/2020 | | | | | | 7.52 | | | |
| 3/18/2020 | | | | | | | | | |

# Prediction Limit

Constituent: Chloride (mg/L) Analysis Run 6/6/2020 4:59 PM View: PLs - Interwell

Plant Miller Client: Southern Company Data: Miller Ash Pond

| | MR-AP-MW-9S | MR-AP-MW-14 | MR-AP-MW-7D | MR-AP-MW-7S | MR-AP-MW-8D | MR-AP-MW-2 | MR-AP-MW-1 | MR-AP-MW-11 | MR-AP-MW-8S |
|---|---|---|---|---|---|---|---|---|---|
| 7/19/2016 | | | | | | | | | |
| 7/20/2016 | 9.28 | 6.47 | | | | | | | |
| 7/21/2016 | | | 21.8 | 20.6 | | | | | |
| 7/25/2016 | | | | | 6.35 | 5.13 | 14.1 | 8.3 | 4.64 |
| 7/26/2016 | | | | | | | | | |
| 8/2/2016 | | | | | | | | | |
| 8/3/2016 | | | | | | | | | |
| 9/20/2016 | | | | | | | | | |
| 9/21/2016 | | | | | | | | | |
| 9/26/2016 | | 6.48 | | | | | 13.3 | | |
| 9/27/2016 | 9.44 | | 22.1 | 20.7 | | | | 7.94 | 8.74 |
| 9/28/2016 | | | | | 8.42 | 4 | | | |
| 10/25/2016 | | | | | | | | | |
| 10/31/2016 | | 6.5 | | | | | | | |
| 11/1/2016 | | | 22.4 | 21.1 | 13.1 | 4.99 | | 7.32 | 16.2 |
| 11/2/2016 | 10.2 | | | | | | 12.1 | | |
| 12/13/2016 | | | | | | | | | |
| 1/9/2017 | | 6.4 | | | | | | | |
| 1/10/2017 | | | 22.2 | 21.3 | 16.8 | | | | 21.7 |
| 1/11/2017 | | | | | | 6.72 | 11.6 | | |
| 1/12/2017 | 8.44 | | | | | | | 6.29 | |
| 2/6/2017 | | | | | | | | | |
| 2/8/2017 | | | | | | | | | |
| 2/13/2017 | | | | | | | 14 | 9.1 | |
| 2/14/2017 | | 7.8 | 26 | 24 | | 7.4 | | | 14 |
| 2/15/2017 | 2.7 | | | | 14 | | | | |
| 3/28/2017 | | | | | | | | | |
| 3/29/2017 | | | | | | | | | |
| 4/3/2017 | | | | | | | 11 | | |
| 4/4/2017 | | 7.6 | 26 | 24 | 8.2 | 8.3 | | 7 | 6.5 |
| 4/6/2017 | 5.6 | | | | | | | | |
| 4/24/2017 | | | | | | | | | |
| 4/26/2017 | | | | | | | | | |
| 5/15/2017 | | | | | | | 13 | | |
| 5/16/2017 | | | 26 | 25 | | 6.6 | | 7.1 | 4.6 |
| 5/17/2017 | 8.3 | 7.8 | | | 7.1 | | | | |
| 6/7/2017 | | | | | | | | | |
| 6/12/2017 | | | | | | | | | |
| 6/13/2017 | | 7.5 | 27 | 26 | 7 | | | | 4.6 |
| 6/14/2017 | 6.6 | | | | | 6 | 13 | 7.9 | |
| 8/21/2017 | | | | | | | | | |
| 8/22/2017 | | | | | | | | | |
| 9/18/2017 | | | 25 | 24 | | | | | |
| 9/19/2017 | 7.1 | 7.5 | | | 9.1 | | 13 | 6.8 | 4.5 |
| 9/20/2017 | | | | | | 8.3 | | | |
| 9/21/2017 | | | | | | | | | |
| 3/27/2018 | | | 27 | 24 | | 8.7 | 13 | 5.7 | |
| 3/28/2018 | 4.3 | 6.4 | | | 11 | | | | 2.9 |
| 5/7/2018 | | | | | | | | | |
| 5/8/2018 | 4.2 | 7.6 | | | | | | 7.3 | |
| 5/9/2018 | | | 27 | 25 | 10 | 8.7 | 11 | | 3.2 |
| 5/10/2018 | | | | | | | | | |

# Prediction Limit

Constituent: Chloride (mg/L) Analysis Run 6/6/2020 4:59 PM View: PLs - Interwell

Plant Miller Client: Southern Company Data: Miller Ash Pond

| | MR-AP-MW-9S | MR-AP-MW-14 | MR-AP-MW-7D | MR-AP-MW-7S | MR-AP-MW-8D | MR-AP-MW-2 | MR-AP-MW-1 | MR-AP-MW-11 | MR-AP-MW-8S |
|---|---|---|---|---|---|---|---|---|---|
| 5/15/2018 | | | | | | | | | |
| 10/8/2018 | | | | | | | | | |
| 10/9/2018 | 7.5 | 7.6 | 29 | 25 | 9 | 8 | 12 | 6.5 | 4.7 |
| 10/16/2018 | | | | | | | | | |
| 10/17/2018 | | | | | | | | | |
| 4/16/2019 | | | | | | | | | |
| 4/22/2019 | | | | | | | | | |
| 4/23/2019 | | | | | | | | | |
| 4/24/2019 | 5.42 | 7.29 | 28 | 22.9 | 11.2 | | | | 4.06 |
| 4/29/2019 | | | | | | | | | |
| 5/1/2019 | | | | | | 5.04 | 15 | 6.46 | |
| 8/27/2019 | 7.56 | | | | | 7.95 | 8.75 | | |
| 8/28/2019 | | 7.3 | 27.2 | 22.7 | 10.8 | | | 6.4 | 4.08 |
| 8/29/2019 | | | | | | | | | |
| 9/24/2019 | | | | | | | | | |
| 3/2/2020 | | | | | | | | | |
| 3/3/2020 | 4.18 | | 28.6 | 23.2 | 15.1 | 8.59 | | 6.2 | 13.6 |
| 3/4/2020 | | 7.6 | | | | | | | |
| 3/9/2020 | | | | | | | 19.6 | | |
| 3/10/2020 | | | | | | | | | |
| 3/18/2020 | | | | | | | | | |

# Prediction Limit

Constituent: Chloride (mg/L) Analysis Run 6/6/2020 4:59 PM View: PLs - Interwell

Plant Miller Client: Southern Company Data: Miller Ash Pond

| | MR-AP-MW-10 | MR-AP-MW-5 | MR-AP-PZ-5 | MR-AP-MW-6 | GS-AP-MW-13 (bg) | GS-AP-MW-8 (bg) |
|---|---|---|---|---|---|---|
| 7/19/2016 | | | | | | |
| 7/20/2016 | | | | | | |
| 7/21/2016 | | | | | | |
| 7/25/2016 | 6.41 | | | | | |
| 7/26/2016 | | 39.1 | 30.5 | 24.8 | | |
| 8/2/2016 | | | | | 2.91 | |
| 8/3/2016 | | | | | | 3.21 |
| 9/20/2016 | | | | | 2.94 | |
| 9/21/2016 | | | | | | 2.95 |
| 9/26/2016 | | | | | | |
| 9/27/2016 | 6.3 | | | | | |
| 9/28/2016 | | 40.9 | 31.1 | 24.9 | | |
| 10/25/2016 | | | | | 2.94 | 3.03 |
| 10/31/2016 | 6.36 | | | | | |
| 11/1/2016 | | | | 26 | | |
| 11/2/2016 | | 44.1 | 30.2 | | | |
| 12/13/2016 | | | | | 2.93 | 3.21 |
| 1/9/2017 | | | | 25.1 | | |
| 1/10/2017 | | 45.2 | | | | |
| 1/11/2017 | 6.65 | | | | | |
| 1/12/2017 | | | 29.8 | | | |
| 2/6/2017 | | | | | | 3 |
| 2/8/2017 | | | | | 2.85 | |
| 2/13/2017 | | | 33 | 28 | | |
| 2/14/2017 | 9.2 | 44 | | | | |
| 2/15/2017 | | | | | | |
| 3/28/2017 | | | | | | 3.3 (D) |
| 3/29/2017 | | | | | 3.4 (D) | |
| 4/3/2017 | | 48 | 32 | 29 | | |
| 4/4/2017 | | | | | | |
| 4/6/2017 | 8 | | | | | |
| 4/24/2017 | | | | | | 3.8 (D) |
| 4/26/2017 | | | | | 3.7 (D) | |
| 5/15/2017 | | | | | | |
| 5/16/2017 | | | | 30 | | |
| 5/17/2017 | 8.1 | 53 | 37 | | | |
| 6/7/2017 | | | | | 3.3 | 3.5 |
| 6/12/2017 | | 53 | 34 | 31 | | |
| 6/13/2017 | 8.1 | | | | | |
| 6/14/2017 | | | | | | |
| 8/21/2017 | | | | | | 3.6 |
| 8/22/2017 | | | | | 3.4 | |
| 9/18/2017 | | 45 | 36 | 29 | | |
| 9/19/2017 | | | | | | |
| 9/20/2017 | | | | | | |
| 9/21/2017 | 7.7 | | | | | |
| 3/27/2018 | | 45 | 33 | 32 | | |
| 3/28/2018 | 7 | | | | | |
| 5/7/2018 | | | | | | |
| 5/8/2018 | | | | | | |
| 5/9/2018 | | 45 | 31 | 32 | | |
| 5/10/2018 | 7.4 | | | | | |

# Prediction Limit

Constituent: Chloride (mg/L) Analysis Run 6/6/2020 4:59 PM View: PLs - Interwell

Plant Miller Client: Southern Company Data: Miller Ash Pond

| | MR-AP-MW-10 | MR-AP-MW-5 | MR-AP-PZ-5 | MR-AP-MW-6 | GS-AP-MW-13 (bg) | GS-AP-MW-8 (bg) |
|---|---|---|---|---|---|---|
| 5/15/2018 | | | | | 3.2 | 3.3 |
| 10/8/2018 | 7.4 | 44 | 32 | 33 | | |
| 10/9/2018 | | | | | | |
| 10/16/2018 | | | | | | 3.3 |
| 10/17/2018 | | | | | 2.3 | |
| 4/16/2019 | | | | | 3.23 | 3.69 |
| 4/22/2019 | | | | | | |
| 4/23/2019 | | 43.3 | 24.9 | 33 | | |
| 4/24/2019 | 7.66 | | | | | |
| 4/29/2019 | | | | | | |
| 5/1/2019 | | | | | | |
| 8/27/2019 | | | | | | |
| 8/28/2019 | | 47.1 | | 32.5 | | |
| 8/29/2019 | 6.65 | | 28.5 | | | |
| 9/24/2019 | | | | | | 3.21 |
| 3/2/2020 | | 42.1 | 29.5 | | | |
| 3/3/2020 | | | | 35.3 | | |
| 3/4/2020 | | | | | | |
| 3/9/2020 | 7.47 | | | | | |
| 3/10/2020 | | | | | | |
| 3/18/2020 | | | | | | 4.35 |

# Prediction Limit

Constituent: Fluoride (mg/L) Analysis Run 6/6/2020 4:59 PM View: PLs - Interwell

Plant Miller Client: Southern Company Data: Miller Ash Pond

| | MR-AP-MW-16 | MR-AP-MW-15 | MR-AP-MW-3D | MR-AP-MW-3S | MR-AP-MW-4 | MR-AP-MW-9D | MR-AP-MW-14 | MR-AP-MW-13S | MR-AP-MW-13D |
|---|---|---|---|---|---|---|---|---|---|
| 7/19/2016 | 0.194 (J) | 0.111 (J) | 0.268 (J) | 0.217 (J) | 0.252 (J) | | | | |
| 7/20/2016 | | | | | | 0.155 (J) | 0.182 (J) | 0.106 (J) | 0.149 (J) |
| 7/21/2016 | | | | | | | | | |
| 7/25/2016 | | | | | | | | | |
| 7/26/2016 | | | | | | | | | |
| 8/2/2016 | | | | | | | | | |
| 8/3/2016 | | | | | | | | | |
| 9/20/2016 | | | | | | | | | |
| 9/21/2016 | | | | | | | | | |
| 9/26/2016 | 0.158 (J) | 0.069 (J) | 0.213 (J) | 0.192 (J) | | | 0.124 (J) | | |
| 9/27/2016 | | | | | 0.209 (J) | | | 0.058 (J) | 0.076 (J) |
| 9/28/2016 | | | | | | 0.1 (J) | | | |
| 10/25/2016 | | | | | | | | | |
| 10/31/2016 | 0.068 (J) | 0.018 (J) | 0.158 (J) | 0.157 (J) | | | 0.074 (J) | | |
| 11/1/2016 | | | | | 0.163 (J) | 0.046 (J) | | 0.078 (J) | 0.028 (J) |
| 11/2/2016 | | | | | | | | | |
| 12/13/2016 | | | | | | | | | |
| 1/9/2017 | <0.1 | <0.1 | 0.109 (J) | 0.115 (J) | 0.13 (J) | | 0.028 (J) | | |
| 1/10/2017 | | | | | | <0.1 | | | |
| 1/11/2017 | | | | | | | | <0.1 | <0.1 |
| 1/12/2017 | | | | | | | | | |
| 2/6/2017 | | | | | | | | | |
| 2/8/2017 | | | | | | | | | |
| 2/13/2017 | | | 0.29 | 0.27 | 0.28 | | | | |
| 2/14/2017 | 0.14 | 0.1 | | | | | 0.17 | | |
| 2/15/2017 | | | | | | 0.11 | | 0.06 (J) | 0.1 |
| 3/28/2017 | | | | | | | | | |
| 3/29/2017 | | | | | | | | | |
| 4/3/2017 | 0.13 | | 0.28 | 0.25 | | | | | |
| 4/4/2017 | | 0.1 | | | 0.27 | 0.11 | 0.17 | | 0.12 |
| 4/6/2017 | | | | | | | | 0.07 (J) | |
| 4/24/2017 | | | | | | | | | |
| 4/26/2017 | | | | | | | | | |
| 5/15/2017 | | | | | | | | | |
| 5/16/2017 | 0.13 | 0.1 | 0.3 | 0.24 | 0.28 | | | | |
| 5/17/2017 | | | | | | 0.13 | 0.17 | 0.09 (J) | 0.13 |
| 6/7/2017 | | | | | | | | | |
| 6/12/2017 | 0.14 | 0.1 | 0.29 | 0.26 | 0.27 | | | | |
| 6/13/2017 | | | | | | 0.14 | 0.17 | 0.09 (J) | 0.13 |
| 6/14/2017 | | | | | | | | | |
| 8/21/2017 | | | | | | | | | |
| 8/22/2017 | | | | | | | | | |
| 9/18/2017 | | | | | | | | | |
| 9/19/2017 | 0.16 | 0.12 | | | | 0.16 | <0.1 | 0.11 | 0.11 |
| 9/20/2017 | | | 0.35 | 0.26 | 0.31 | | | | |
| 9/21/2017 | | | | | | | | | |
| 1/29/2018 | | | 0.35 | 0.31 | 0.28 | | | | |
| 1/30/2018 | | | | | | 0.09 (J) | | | |
| 1/31/2018 | | 0.1 | | | | | | 0.09 (J) | 0.13 |
| 2/1/2018 | 0.12 | | | | | | 0.17 | | |
| 2/19/2018 | | | | | | | | | |
| 2/20/2018 | | | | | | | | | |

# Prediction Limit

Constituent: Fluoride (mg/L) Analysis Run 6/6/2020 4:59 PM View: PLs - Interwell

Plant Miller Client: Southern Company Data: Miller Ash Pond

| | MR-AP-MW-16 | MR-AP-MW-15 | MR-AP-MW-3D | MR-AP-MW-3S | MR-AP-MW-4 | MR-AP-MW-9D | MR-AP-MW-14 | MR-AP-MW-13S | MR-AP-MW-13D |
|---|---|---|---|---|---|---|---|---|---|
| 5/7/2018 | 0.16 | 0.11 | | | | | | | |
| 5/8/2018 | | | | | | 0.05 (J) | 0.18 | 0.09 (J) | 0.14 |
| 5/9/2018 | | | | | 0.28 | | | | |
| 5/10/2018 | | | 0.37 | 0.31 | | | | | |
| 5/15/2018 | | | | | | | | | |
| 10/8/2018 | | | | | 0.32 | | | | |
| 10/9/2018 | 0.18 | 0.13 | 0.39 | 0.33 | | 0.17 | 0.21 | 0.12 | 0.18 |
| 10/16/2018 | | | | | | | | | |
| 10/17/2018 | | | | | | | | | |
| 4/16/2019 | | | | | | | | | |
| 4/22/2019 | | | | 0.335 | | | | | |
| 4/23/2019 | | | | | | | | | |
| 4/24/2019 | 0.225 | 0.133 | | | | 0.205 | 0.22 | 0.161 | 0.199 |
| 4/29/2019 | | | 0.343 | | 0.226 | | | | |
| 5/1/2019 | | | | | | | | | |
| 8/27/2019 | | | 0.361 | 0.294 | 0.237 | 0.173 | | | |
| 8/28/2019 | 0.29 | 0.0974 (J) | | | | | 0.192 | | |
| 8/29/2019 | | | | | | | | 0.103 | 0.144 |
| 9/24/2019 | | | | | | | | | |
| 3/2/2020 | | | | | | | | | |
| 3/3/2020 | 0.179 | | 0.397 | 0.286 | | 0.158 | | | |
| 3/4/2020 | | 0.111 | | | 0.221 | | 0.184 | | |
| 3/9/2020 | | | | | | | | 0.119 | 0.159 |
| 3/10/2020 | | | | | | | | | |
| 3/18/2020 | | | | | | | | | |

# Prediction Limit

Constituent: Fluoride (mg/L) Analysis Run 6/6/2020 4:59 PM View: PLs - Interwell

Plant Miller Client: Southern Company Data: Miller Ash Pond

| | MR-AP-MW-12 | MR-AP-MW-9S | MR-AP-MW-7D | MR-AP-MW-7S | MR-AP-MW-8D | MR-AP-MW-2 | MR-AP-MW-10 | MR-AP-MW-11 | MR-AP-MW-8S |
|---|---|---|---|---|---|---|---|---|---|
| 7/19/2016 | | | | | | | | | |
| 7/20/2016 | 0.701 | 0.139 (J) | | | | | | | |
| 7/21/2016 | | | 0.125 (J) | 0.203 (J) | | | | | |
| 7/25/2016 | | | | | 0.26 (J) | 0.094 (J) | 0.439 | 0.155 (J) | 0.471 |
| 7/26/2016 | | | | | | | | | |
| 8/2/2016 | | | | | | | | | |
| 8/3/2016 | | | | | | | | | |
| 9/20/2016 | | | | | | | | | |
| 9/21/2016 | | | | | | | | | |
| 9/26/2016 | | | | | | | | | |
| 9/27/2016 | 0.597 | 0.086 (J) | 0.068 (J) | 0.138 (J) | | | 0.336 | 0.097 (J) | 0.375 |
| 9/28/2016 | | | | | 0.225 (J) | 0.035 (J) | | | |
| 10/25/2016 | | | | | | | | | |
| 10/31/2016 | | | | | | | 0.26 (J) | | |
| 11/1/2016 | 0.502 | | 0.014 (J) | 0.08 (J) | 0.151 (J) | <0.1 | | 0.038 (J) | 0.259 (J) |
| 11/2/2016 | | 0.047 (J) | | | | | | | |
| 12/13/2016 | | | | | | | | | |
| 1/9/2017 | | | | | | | | | |
| 1/10/2017 | | | <0.1 | 0.034 (J) | 0.095 (J) | | | | 0.215 (J) |
| 1/11/2017 | 0.472 | | | | | <0.1 | 0.21 (J) | | |
| 1/12/2017 | | <0.1 | | | | | | <0.1 | |
| 2/6/2017 | | | | | | | | | |
| 2/8/2017 | | | | | | | | | |
| 2/13/2017 | | | | | | | | 0.13 | |
| 2/14/2017 | | | 0.07 (J) | 0.17 | | 0.05 (J) | 0.34 | | 0.36 |
| 2/15/2017 | 0.59 | 0.17 | | | 0.24 | | | | |
| 3/28/2017 | | | | | | | | | |
| 3/29/2017 | | | | | | | | | |
| 4/3/2017 | | | | | | | | | |
| 4/4/2017 | 0.67 | | 0.09 (J) | 0.2 | 0.3 | 0.07 (J) | | 0.14 | 0.43 |
| 4/6/2017 | | 0.2 | | | | | 0.38 | | |
| 4/24/2017 | | | | | | | | | |
| 4/26/2017 | | | | | | | | | |
| 5/15/2017 | 0.63 | | | | | | | | |
| 5/16/2017 | | | 0.1 | 0.18 | | 0.07 (J) | | 0.14 | 0.43 |
| 5/17/2017 | | 0.14 | | | 0.29 | | 0.33 | | |
| 6/7/2017 | | | | | | | | | |
| 6/12/2017 | | | | | | | | | |
| 6/13/2017 | | | 0.1 | 0.18 | 0.3 | | 0.34 | | 0.43 |
| 6/14/2017 | 0.63 | 0.16 | | | | 0.06 (J) | | 0.14 | |
| 8/21/2017 | | | | | | | | | |
| 8/22/2017 | | | | | | | | | |
| 9/18/2017 | | | 0.11 | 0.22 | | | | | |
| 9/19/2017 | | 0.19 | | | 0.35 | | | 0.16 | 0.57 |
| 9/20/2017 | | | | | | 0.12 | | | |
| 9/21/2017 | 0.66 | | | | | | 0.43 | | |
| 1/29/2018 | | | 0.1 | | | | | | |
| 1/30/2018 | 0.69 | 0.19 | | 0.21 | 0.35 | | | | 0.55 |
| 1/31/2018 | | | | | | | 0.42 | | |
| 2/1/2018 | | | | | | 0.1 | | 0.12 | |
| 2/19/2018 | | | | | | | | | |
| 2/20/2018 | | | | | | | | | |

# Prediction Limit

Constituent: Fluoride (mg/L) Analysis Run 6/6/2020 4:59 PM View: PLs - Interwell

Plant Miller Client: Southern Company Data: Miller Ash Pond

| | MR-AP-MW-12 | MR-AP-MW-9S | MR-AP-MW-7D | MR-AP-MW-7S | MR-AP-MW-8D | MR-AP-MW-2 | MR-AP-MW-10 | MR-AP-MW-11 | MR-AP-MW-8S |
|---|---|---|---|---|---|---|---|---|---|
| 5/7/2018 | | | | | | | | | |
| 5/8/2018 | 0.65 | 0.22 | | | | | | 0.13 | |
| 5/9/2018 | | | 0.1 | 0.21 | 0.26 | 0.13 | | | 0.48 |
| 5/10/2018 | | | | | | | 0.42 | | |
| 5/15/2018 | | | | | | | | | |
| 10/8/2018 | 0.85 | | | | | | 0.49 | | |
| 10/9/2018 | | 0.22 | 0.12 | 0.25 | 0.36 | 0.1 | | 0.15 | 0.64 |
| 10/16/2018 | | | | | | | | | |
| 10/17/2018 | | | | | | | | | |
| 4/16/2019 | | | | | | | | | |
| 4/22/2019 | | | | | | | | | |
| 4/23/2019 | | | | | | | | | |
| 4/24/2019 | | 0.277 | 0.156 | 0.296 | 0.258 | | 0.433 | | 0.531 |
| 4/29/2019 | | | | | | | | | |
| 5/1/2019 | | | | | | 0.108 | | 0.118 | |
| 8/27/2019 | | 0.173 | | | | 0.19 | | | |
| 8/28/2019 | 0.916 | | 0.106 | 0.221 | 0.214 | | | 0.13 | 0.565 |
| 8/29/2019 | | | | | | | 0.445 | | |
| 9/24/2019 | | | | | | | | | |
| 3/2/2020 | | | | | | | | | |
| 3/3/2020 | | 0.287 | 0.105 | 0.219 | 0.151 | 0.262 | | 0.134 | 0.303 |
| 3/4/2020 | | | | | | | | | |
| 3/9/2020 | | | | | | | 0.517 | | |
| 3/10/2020 | 0.929 | | | | | | | | |
| 3/18/2020 | | | | | | | | | |

# Prediction Limit

Constituent: Fluoride (mg/L) Analysis Run 6/6/2020 4:59 PM View: PLs - Interwell

Plant Miller Client: Southern Company Data: Miller Ash Pond

| | MR-AP-MW-1 | MR-AP-MW-6 | MR-AP-PZ-5 | MR-AP-MW-5 | GS-AP-MW-13 (bg) | GS-AP-MW-8 (bg) |
|---|---|---|---|---|---|---|
| 7/19/2016 | | | | | | |
| 7/20/2016 | | | | | | |
| 7/21/2016 | | | | | | |
| 7/25/2016 | 0.134 (J) | | | | | |
| 7/26/2016 | | 0.108 (J) | 1.05 | 0.296 (J) | | |
| 8/2/2016 | | | | | 0.161 (J) | |
| 8/3/2016 | | | | | | 0.125 (J) |
| 9/20/2016 | | | | | 0.122 (J) | |
| 9/21/2016 | | | | | | 0.098 (J) |
| 9/26/2016 | 0.061 (J) | | | | | |
| 9/27/2016 | | | | | | |
| 9/28/2016 | | 0.054 (J) | 0.799 | 0.224 (J) | | |
| 10/25/2016 | | | | | 0.058 (J) | 0.025 (J) |
| 10/31/2016 | | | | | | |
| 11/1/2016 | | <0.1 | | | | |
| 11/2/2016 | 0.024 (J) | | 0.627 | 0.164 (J) | | |
| 12/13/2016 | | | | | 0.072 (J) | 0.045 (J) |
| 1/9/2017 | | <0.1 | | | | |
| 1/10/2017 | | | | 0.114 (J) | | |
| 1/11/2017 | <0.1 | | | | | |
| 1/12/2017 | | | 0.609 | | | |
| 2/6/2017 | | | | | | 0.1 (D) |
| 2/8/2017 | | | | | 0.16 (D) | |
| 2/13/2017 | 0.13 | 0.08 (J) | 0.88 | | | |
| 2/14/2017 | | | | 0.31 | | |
| 2/15/2017 | | | | | | |
| 3/28/2017 | | | | | | 0.08 (JD) |
| 3/29/2017 | | | | | 0.14 (D) | |
| 4/3/2017 | 0.15 | 0.07 (J) | 1.1 | 0.3 | | |
| 4/4/2017 | | | | | | |
| 4/6/2017 | | | | | | |
| 4/24/2017 | | | | | | 0.09 (JD) |
| 4/26/2017 | | | | | 0.16 (D) | |
| 5/15/2017 | 0.14 | | | | | |
| 5/16/2017 | | 0.09 (J) | | | | |
| 5/17/2017 | | | 1 | 0.29 | | |
| 6/7/2017 | | | | | 0.15 | 0.08 (J) |
| 6/12/2017 | | 0.1 | 1.1 | 0.29 | | |
| 6/13/2017 | | | | | | |
| 6/14/2017 | 0.15 | | | | | |
| 8/21/2017 | | | | | | 0.08 (J) |
| 8/22/2017 | | | | | 0.18 | |
| 9/18/2017 | | 0.11 | 1.1 | 0.37 | | |
| 9/19/2017 | 0.17 | | | | | |
| 9/20/2017 | | | | | | |
| 9/21/2017 | | | | | | |
| 1/29/2018 | | | | | | |
| 1/30/2018 | | | | | | |
| 1/31/2018 | | | | | | |
| 2/1/2018 | 0.15 | 0.1 | 1 | 0.35 | | |
| 2/19/2018 | | | | | | 0.08 (J) |
| 2/20/2018 | | | | | 0.17 | |

# Prediction Limit

Constituent: Fluoride (mg/L) Analysis Run 6/6/2020 4:59 PM View: PLs - Interwell

Plant Miller Client: Southern Company Data: Miller Ash Pond

| | MR-AP-MW-1 | MR-AP-MW-6 | MR-AP-PZ-5 | MR-AP-MW-5 | GS-AP-MW-13 (bg) | GS-AP-MW-8 (bg) |
|---|---|---|---|---|---|---|
| 5/7/2018 | | | | | | |
| 5/8/2018 | | | | | | |
| 5/9/2018 | 0.17 | 0.09 (J) | 1.1 | 0.36 | | |
| 5/10/2018 | | | | | | |
| 5/15/2018 | | | | | 0.17 | 0.1 |
| 10/8/2018 | | 0.13 | 1.3 | 0.43 | | |
| 10/9/2018 | 0.19 | | | | | |
| 10/16/2018 | | | | | | 0.09 (J) |
| 10/17/2018 | | | | | 0.19 | |
| 4/16/2019 | | | | | 0.197 | 0.143 |
| 4/22/2019 | | | | | | |
| 4/23/2019 | | 0.167 | 1.33 | 0.407 | | |
| 4/24/2019 | | | | | | |
| 4/29/2019 | | | | | | |
| 5/1/2019 | 0.143 | | | | | |
| 8/27/2019 | 0.159 | | | | | |
| 8/28/2019 | | 0.105 | | 0.385 | | |
| 8/29/2019 | | | 2.07 | | | |
| 9/24/2019 | | | | | | 0.128 |
| 3/2/2020 | | | 1.9 | 0.382 | | |
| 3/3/2020 | | 0.121 | | | | |
| 3/4/2020 | | | | | | |
| 3/9/2020 | 0.179 | | | | | |
| 3/10/2020 | | | | | | |
| 3/18/2020 | | | | | | 0.108 |

Exceeds Limit: MR-AP-MW-1, MR-AP-MW-2, MR-AP-MW-3D, MR-AP-MW-3S, MR-AP-MW-4, MR-AP-MW-5, MR-AP-PZ-5,..

## Prediction Limit

Interwell Non-parametric

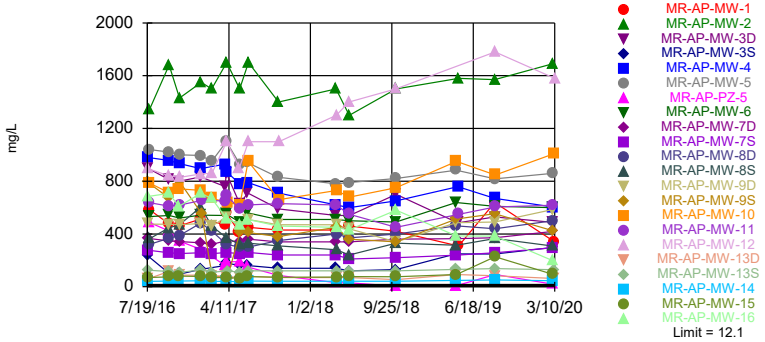


Non-parametric test used in lieu of parametric prediction limit because the Shapiro Wilk normality test showed the data to be non-normal at the 0.01 alpha level. Limit is highest of 26 background values. Annual per-constituent alpha = 0.0925. Individual comparison alpha = 0.002203 (1 of 2). Comparing 22 points to limit.

Constituent: Sulfate Analysis Run 6/6/2020 4:56 PM View: PLs - Interwell

Plant Miller Client: Southern Company Data: Miller Ash Pond

Sanitas™ v.9.6.24 Sanitas software licensed to Southern Company. UG

Exceeds Limit: MR-AP-MW-1, MR-AP-MW-2, MR-AP-MW-3D, MR-AP-MW-3S, MR-AP-MW-4, MR-AP-MW-5, MR-AP-PZ-5,..

## Prediction Limit

Interwell Non-parametric

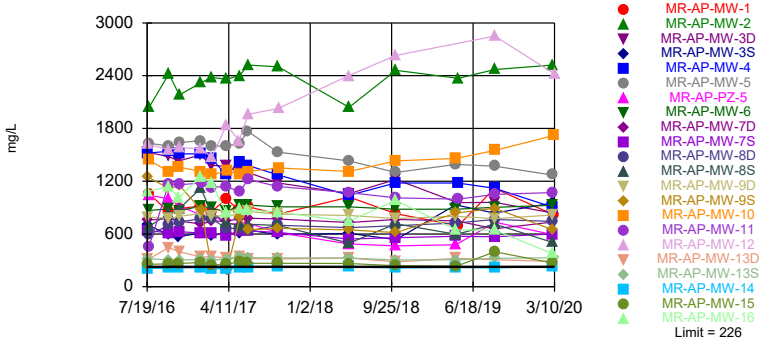


Non-parametric test used in lieu of parametric prediction limit because the Shapiro Wilk normality test showed the data to be non-normal at the 0.01 alpha level. Limit is highest of 26 background values. Annual per-constituent alpha = 0.0925. Individual comparison alpha = 0.002203 (1 of 2). Comparing 22 points to limit.

Constituent: TDS Analysis Run 6/6/2020 4:56 PM View: PLs - Interwell

Plant Miller Client: Southern Company Data: Miller Ash Pond

# Prediction Limit

Constituent: Sulfate (mg/L) Analysis Run 6/6/2020 4:59 PM View: PLs - Interwell

Plant Miller Client: Southern Company Data: Miller Ash Pond

| | MR-AP-MW-3D | MR-AP-MW-3S | MR-AP-MW-16 | MR-AP-MW-4 | MR-AP-MW-15 | MR-AP-MW-12 | MR-AP-MW-13D | MR-AP-MW-9D | MR-AP-MW-13S |
|---|---|---|---|---|---|---|---|---|---|
| 7/19/2016 | 900 | 237 | 683 | 981 | 69.3 | | | | |
| 7/20/2016 | | | | | | 895 | 58.9 | 475 | 125 |
| 7/21/2016 | | | | | | | | | |
| 7/25/2016 | | | | | | | | | |
| 7/26/2016 | | | | | | | | | |
| 8/2/2016 | | | | | | | | | |
| 8/3/2016 | | | | | | | | | |
| 9/20/2016 | | | | | | | | | |
| 9/21/2016 | | | | | | | | | |
| 9/26/2016 | 814 | 105 | 707 | | 74.7 | | | | |
| 9/27/2016 | | | | 958 | | 841 | 115 | | 116 |
| 9/28/2016 | | | | | | | | 474 | |
| 10/25/2016 | | | | | | | | | |
| 10/31/2016 | 800 | 94.9 | 610 | | 80.6 | | | | |
| 11/1/2016 | | | | 933 | | 829 | 87.8 | 470 | 108 |
| 11/2/2016 | | | | | | | | | |
| 12/13/2016 | | | | | | | | | |
| 1/9/2017 | 833 | 131 | 707 | 896 | 77.9 | | | | |
| 1/10/2017 | | | | | | | | 480 | |
| 1/11/2017 | | | | | | 855 | 87.1 | | 128 |
| 1/12/2017 | | | | | | | | | |
| 2/6/2017 | | | | | | | | | |
| 2/8/2017 | | | | | | | | | |
| 2/14/2017 | | | 670 | | 68 | | | | |
| 2/15/2017 | | | | | | 860 | 82 | 460 | 110 |
| 3/28/2017 | | | | | | | | | |
| 3/29/2017 | 760 | 160 | | | | | | | |
| 3/30/2017 | | | | 930 | | | | | |
| 4/3/2017 | 860 | 180 | 520 | | | | | | |
| 4/4/2017 | | | | 870 | 71 | 1100 | 82 | 530 | |
| 4/6/2017 | | | | | | | | | 120 |
| 4/24/2017 | | | | | | | | | |
| 4/26/2017 | | | | | | | | | |
| 5/15/2017 | | | | | | 900 | | | |
| 5/16/2017 | 630 | 160 | 470 | 780 | 62 | | | | |
| 5/17/2017 | | | | | | | 66 | 450 | 110 |
| 6/7/2017 | | | | | | | | | |
| 6/12/2017 | 710 | 160 | 510 | 790 | 77 | | | | |
| 6/13/2017 | | | | | | | 79 | 510 | 120 |
| 6/14/2017 | | | | | | 1100 | | | |
| 8/21/2017 | | | | | | | | | |
| 8/22/2017 | | | | | | | | | |
| 9/18/2017 | | | | | | | | | |
| 9/19/2017 | | | 460 | | 72 | | 69 | 470 | 120 |
| 9/20/2017 | 590 | 140 | | 710 | | | | | |
| 9/21/2017 | | | | | | 1100 | | | |
| 3/27/2018 | 540 | 140 | | 620 | | | | | |
| 3/28/2018 | | | 450 | | 73 | 1300 | 70 | 470 | 120 |
| 5/7/2018 | | | 430 | | 77 | | | | |
| 5/8/2018 | | | | | | 1400 | 70 | 440 | 120 |
| 5/9/2018 | | | | 600 | | | | | |
| 5/10/2018 | 540 | 120 | | | | | | | |

# Prediction Limit

Constituent: Sulfate (mg/L) Analysis Run 6/6/2020 4:59 PM View: PLs - Interwell

Plant Miller Client: Southern Company Data: Miller Ash Pond

| | MR-AP-MW-3D | MR-AP-MW-3S | MR-AP-MW-16 | MR-AP-MW-4 | MR-AP-MW-15 | MR-AP-MW-12 | MR-AP-MW-13D | MR-AP-MW-9D | MR-AP-MW-13S |
|---|---|---|---|---|---|---|---|---|---|
| 5/15/2018 | | | | | | | | | |
| 10/8/2018 | | | | 650 | | 1500 | | | |
| 10/9/2018 | 700 | 130 | 580 | | 76 | | 54 | 340 | 120 |
| 10/16/2018 | | | | | | | | | |
| 10/17/2018 | | | | | | | | | |
| 4/16/2019 | | | | | | | | | |
| 4/22/2019 | | 249 | | | | | | | |
| 4/23/2019 | | | | | | | | | |
| 4/24/2019 | | | 385 | | 91.9 | | 92.4 | 486 | 131 |
| 4/29/2019 | 484 | | | 758 | | | | | |
| 5/1/2019 | | | | | | | | | |
| 8/27/2019 | 529 | 248 | | 670 | | | | 490 | |
| 8/28/2019 | | | 384 | | 227 | 1780 | | | |
| 8/29/2019 | | | | | | | 82.7 | | 137 |
| 9/24/2019 | | | | | | | | | |
| 3/2/2020 | | | | | | | | | |
| 3/3/2020 | 488 | 298 | 198 | | | | | 585 | |
| 3/4/2020 | | | | 604 | 93.9 | | | | |
| 3/9/2020 | | | | | | | 62.1 | | 129 |
| 3/10/2020 | | | | | | 1580 | | | |
| 3/18/2020 | | | | | | | | | |

# Prediction Limit

Constituent: Sulfate (mg/L) Analysis Run 6/6/2020 4:59 PM View: PLs - Interwell

Plant Miller Client: Southern Company Data: Miller Ash Pond

| | MR-AP-MW-9S | MR-AP-MW-14 | MR-AP-MW-7D | MR-AP-MW-7S | MR-AP-MW-8D | MR-AP-MW-2 | MR-AP-MW-1 | MR-AP-MW-11 | MR-AP-MW-8S |
|---|---|---|---|---|---|---|---|---|---|
| 7/19/2016 | | | | | | | | | |
| 7/20/2016 | 793 | 39.9 | | | | | | | |
| 7/21/2016 | | | 367 | 277 | | | | | |
| 7/25/2016 | | | | | 321 | 1340 | 585 | 637 | 363 |
| 7/26/2016 | | | | | | | | | |
| 8/2/2016 | | | | | | | | | |
| 8/3/2016 | | | | | | | | | |
| 9/20/2016 | | | | | | | | | |
| 9/21/2016 | | | | | | | | | |
| 9/26/2016 | | 42.2 | | | | | 480 | | |
| 9/27/2016 | 674 | | 347 | 258 | | | | 612 | 446 |
| 9/28/2016 | | | | | 368 | 1680 | | | |
| 10/25/2016 | | | | | | | | | |
| 10/31/2016 | | 42.7 | | | | | | | |
| 11/1/2016 | | | 342 | 251 | 389 | 1430 | | 619 | 471 |
| 11/2/2016 | 794 | | | | | | 462 | | |
| 12/13/2016 | | | | | | | | | |
| 1/9/2017 | | 45.5 | | | | | | | |
| 1/10/2017 | | | 333 | 257 | 483 | | | | 604 |
| 1/11/2017 | | | | | | 1550 | 515 | | |
| 1/12/2017 | 555 | | | | | | | 654 | |
| 2/6/2017 | | | | | | | | | |
| 2/8/2017 | | | | | | | | | |
| 2/14/2017 | | 39 | 320 | 250 | | 1500 | | | 460 |
| 2/15/2017 | 86 | | | | 420 | | | | |
| 3/28/2017 | | | | | | | | | |
| 3/29/2017 | | | | | | | | | |
| 3/30/2017 | | | | | | | 470 | 650 | |
| 4/3/2017 | | | | | | | 560 | | |
| 4/4/2017 | | 41 | 350 | 260 | 320 | 1700 | | 690 | 370 |
| 4/6/2017 | 65 | | | | | | | | |
| 4/24/2017 | | | | | | | | | |
| 4/26/2017 | | | | | | | | | |
| 5/15/2017 | | | | | | | 410 | | |
| 5/16/2017 | | | 340 | 250 | | 1500 | | 590 | 320 |
| 5/17/2017 | 410 | 37 | | | 300 | | | | |
| 6/7/2017 | | | | | | | | | |
| 6/12/2017 | | | | | | | | | |
| 6/13/2017 | | 43 | 360 | 260 | 300 | | | | 330 |
| 6/14/2017 | 410 | | | | | 1700 | 450 | 620 | |
| 8/21/2017 | | | | | | | | | |
| 8/22/2017 | | | | | | | | | |
| 9/18/2017 | | | 340 | 240 | | | | | |
| 9/19/2017 | 380 | 41 | | | 350 | | 430 | 630 | 310 |
| 9/20/2017 | | | | | | 1400 | | | |
| 9/21/2017 | | | | | | | | | |
| 3/27/2018 | | | 340 | 240 | | 1500 | 430 | 620 | |
| 3/28/2018 | 450 | 42 | | | 400 | | | | 280 |
| 5/7/2018 | | | | | | | | | |
| 5/8/2018 | 360 | 42 | | | | | | 550 | |
| 5/9/2018 | | | 340 | 210 | 370 | 1300 | 460 | | 240 |
| 5/10/2018 | | | | | | | | | |

# Prediction Limit

Constituent: Sulfate (mg/L) Analysis Run 6/6/2020 4:59 PM View: PLs - Interwell

Plant Miller Client: Southern Company Data: Miller Ash Pond

| | MR-AP-MW-9S | MR-AP-MW-14 | MR-AP-MW-7D | MR-AP-MW-7S | MR-AP-MW-8D | MR-AP-MW-2 | MR-AP-MW-1 | MR-AP-MW-11 | MR-AP-MW-8S |
|---|---|---|---|---|---|---|---|---|---|
| 5/15/2018 | | | | | | | | | |
| 10/8/2018 | | | | | | | | | |
| 10/9/2018 | 340 | 41 | 360 | 220 | 400 | 1500 | 420 | 450 | 330 |
| 10/16/2018 | | | | | | | | | |
| 10/17/2018 | | | | | | | | | |
| 4/16/2019 | | | | | | | | | |
| 4/22/2019 | | | | | | | | | |
| 4/23/2019 | | | | | | | | | |
| 4/24/2019 | 513 | 47.2 | 364 | 239 | 461 | | | | 315 |
| 4/29/2019 | | | | | | | | | |
| 5/1/2019 | | | | | | 1580 | 309 | 549 | |
| 8/27/2019 | 553 | | | | | 1570 | 639 | | |
| 8/28/2019 | | 51.8 | 371 | 258 | 439 | | | 605 | 366 |
| 8/29/2019 | | | | | | | | | |
| 9/24/2019 | | | | | | | | | |
| 3/2/2020 | | | | | | | | | |
| 3/3/2020 | 425 | | 419 | 295 | 500 | 1690 | | 618 | 309 |
| 3/4/2020 | | 45.2 | | | | | | | |
| 3/9/2020 | | | | | | | 341 | | |
| 3/10/2020 | | | | | | | | | |
| 3/18/2020 | | | | | | | | | |

# Prediction Limit

Constituent: Sulfate (mg/L) Analysis Run 6/6/2020 4:59 PM View: PLs - Interwell

Plant Miller Client: Southern Company Data: Miller Ash Pond

| | MR-AP-MW-10 | MR-AP-MW-5 | MR-AP-PZ-5 | MR-AP-MW-6 | GS-AP-MW-13 (bg) | GS-AP-MW-8 (bg) |
|---|---|---|---|---|---|---|
| 7/19/2016 | | | | | | |
| 7/20/2016 | | | | | | |
| 7/21/2016 | | | | | | |
| 7/25/2016 | 787 | | | | | |
| 7/26/2016 | | 1040 | 487 | 532 | | |
| 8/2/2016 | | | | | 12 | |
| 8/3/2016 | | | | | | 4.2 |
| 9/20/2016 | | | | | 11.2 | |
| 9/21/2016 | | | | | | 4.27 |
| 9/26/2016 | | | | | | |
| 9/27/2016 | 714 | | | | | |
| 9/28/2016 | | 1020 | 422 | 540 | | |
| 10/25/2016 | | | | | 10.1 | 2.78 |
| 10/31/2016 | 741 | | | | | |
| 11/1/2016 | | | | 521 | | |
| 11/2/2016 | | 1000 | 345 | | | |
| 12/13/2016 | | | | | 11.4 | 3.18 |
| 1/9/2017 | | | | 543 | | |
| 1/10/2017 | | 995 | | | | |
| 1/11/2017 | 731 | | | | | |
| 1/12/2017 | | | 281 | | | |
| 2/6/2017 | | | | | | 3.74 |
| 2/8/2017 | | | | | 10.9 | |
| 2/14/2017 | 670 | 950 | | | | |
| 2/15/2017 | | | | | | |
| 3/28/2017 | | | | | | 3.4 (JD) |
| 3/29/2017 | | | | 540 | 11 (D) | |
| 3/30/2017 | | | 160 | | | |
| 4/3/2017 | | 1100 | 190 | 550 | | |
| 4/4/2017 | | | | | | |
| 4/6/2017 | 640 | | | | | |
| 4/24/2017 | | | | | | 2.7 (JD) |
| 4/26/2017 | | | | | 11 (D) | |
| 5/15/2017 | | | | | | |
| 5/16/2017 | | | | 490 | | |
| 5/17/2017 | 620 | 930 | 190 | | | |
| 6/7/2017 | | | | | 11 | 2.7 (J) |
| 6/12/2017 | | 940 | 150 | 560 | | |
| 6/13/2017 | 950 | | | | | |
| 6/14/2017 | | | | | | |
| 8/21/2017 | | | | | | 3.9 (J) |
| 8/22/2017 | | | | | 11 | |
| 9/18/2017 | | 830 | 86 | 510 | | |
| 9/19/2017 | | | | | | |
| 9/20/2017 | | | | | | |
| 9/21/2017 | 660 | | | | | |
| 3/27/2018 | | 780 | 31 | 510 | | |
| 3/28/2018 | 730 | | | | | |
| 5/7/2018 | | | | | | |
| 5/8/2018 | | | | | | |
| 5/9/2018 | | 790 | 29 | 500 | | |
| 5/10/2018 | 680 | | | | | |

# Prediction Limit

Constituent: Sulfate (mg/L) Analysis Run 6/6/2020 4:59 PM View: PLs - Interwell

Plant Miller Client: Southern Company Data: Miller Ash Pond

| | MR-AP-MW-10 | MR-AP-MW-5 | MR-AP-PZ-5 | MR-AP-MW-6 | GS-AP-MW-13 (bg) | GS-AP-MW-8 (bg) |
|---|---|---|---|---|---|---|
| 5/15/2018 | | | | | 11 | 2.5 (J) |
| 10/8/2018 | 750 | 820 | 4.7 (J) | 490 | | |
| 10/9/2018 | | | | | | |
| 10/16/2018 | | | | | | 2.4 (J) |
| 10/17/2018 | | | | | 12 | |
| 4/16/2019 | | | | | 12.1 | 4.53 |
| 4/22/2019 | | | | | | |
| 4/23/2019 | | 884 | 8.17 | 638 | | |
| 4/24/2019 | 950 | | | | | |
| 4/29/2019 | | | | | | |
| 5/1/2019 | | | | | | |
| 8/27/2019 | | | | | | |
| 8/28/2019 | | 818 | | 609 | | |
| 8/29/2019 | 847 | | 92 | | | |
| 9/24/2019 | | | | | | 6.61 |
| 3/2/2020 | | 859 | 19.8 | | | |
| 3/3/2020 | | | | 600 | | |
| 3/4/2020 | | | | | | |
| 3/9/2020 | 1010 | | | | | |
| 3/10/2020 | | | | | | |
| 3/18/2020 | | | | | | 4.86 |

# Prediction Limit

Constituent: TDS (mg/L) Analysis Run 6/6/2020 4:59 PM View: PLs - Interwell

Plant Miller Client: Southern Company Data: Miller Ash Pond

| | MR-AP-MW-16 | MR-AP-MW-15 | MR-AP-MW-3D | MR-AP-MW-3S | MR-AP-MW-4 | MR-AP-MW-9D | MR-AP-MW-14 | MR-AP-MW-13S | MR-AP-MW-13D |
|---|---|---|---|---|---|---|---|---|---|
| 7/19/2016 | 1080 | 255 | 1530 | 704 | 1520 | | | | |
| 7/20/2016 | | | | | | 792 | 207 | 319 | 307 |
| 7/21/2016 | | | | | | | | | |
| 7/25/2016 | | | | | | | | | |
| 7/26/2016 | | | | | | | | | |
| 8/2/2016 | | | | | | | | | |
| 8/3/2016 | | | | | | | | | |
| 9/20/2016 | | | | | | | | | |
| 9/21/2016 | | | | | | | | | |
| 9/26/2016 | 1140 | 259 | 1480 | 594 | | | 211 | | |
| 9/27/2016 | | | | | 1540 | | | 306 | 446 |
| 9/28/2016 | | | | | | 780 | | | |
| 10/25/2016 | | | | | | | | | |
| 10/31/2016 | 1010 | 265 | 1430 | 572 | | | 213 | | |
| 11/1/2016 | | | | | 1510 | 800 | | 305 | 398 |
| 11/2/2016 | | | | | | | | | |
| 12/13/2016 | | | | | | | | | |
| 1/9/2017 | 1250 | 276 | 1500 | 608 | 1510 | | 219 | | |
| 1/10/2017 | | | | | | 832 | | | |
| 1/11/2017 | | | | | | | | 308 | 338 |
| 1/12/2017 | | | | | | | | | |
| 2/6/2017 | | | | | | | | | |
| 2/8/2017 | | | | | | | | | |
| 2/13/2017 | | | 1380 | 584 | 1460 | | | | |
| 2/14/2017 | 1180 | 246 | | | | | 199 | | |
| 2/15/2017 | | | | | | 804 | | 305 | 342 |
| 3/28/2017 | | | | | | | | | |
| 3/29/2017 | | | | | | | | | |
| 4/3/2017 | 846 | | 1370 | 606 | | | | | |
| 4/4/2017 | | 257 | | | 1270 | 808 | 209 | | 328 |
| 4/6/2017 | | | | | | | | 315 | |
| 4/24/2017 | | | | | | | | | |
| 4/26/2017 | | | | | | | | | |
| 5/15/2017 | | | | | | | | | |
| 5/16/2017 | 880 | 283 | 1300 | 608 | 1420 | | | | |
| 5/17/2017 | | | | | | 822 | 213 | 335 | 336 |
| 6/7/2017 | | | | | | | | | |
| 6/12/2017 | 872 | 266 | 1300 | 644 | 1380 | | | | |
| 6/13/2017 | | | | | | 856 | 217 | 331 | 319 |
| 6/14/2017 | | | | | | | | | |
| 8/21/2017 | | | | | | | | | |
| 8/22/2017 | | | | | | | | | |
| 9/18/2017 | | | | | | | | | |
| 9/19/2017 | 848 | 266 | | | | 824 | 230 | 328 | 315 |
| 9/20/2017 | | | 1180 | 592 | 1270 | | | | |
| 9/21/2017 | | | | | | | | | |
| 5/7/2018 | 742 | 264 | | | | | | | |
| 5/8/2018 | | | | | | 810 | 224 | 326 | 326 |
| 5/9/2018 | | | | | 1040 | | | | |
| 5/10/2018 | | | 1060 | 606 | | | | | |
| 5/15/2018 | | | | | | | | | |
| 10/8/2018 | | | | | 1180 (D) | | | | |

# Prediction Limit

Constituent: TDS (mg/L) Analysis Run 6/6/2020 4:59 PM View: PLs - Interwell

Plant Miller Client: Southern Company Data: Miller Ash Pond

| | MR-AP-MW-16 | MR-AP-MW-15 | MR-AP-MW-3D | MR-AP-MW-3S | MR-AP-MW-4 | MR-AP-MW-9D | MR-AP-MW-14 | MR-AP-MW-13S | MR-AP-MW-13D |
|---|---|---|---|---|---|---|---|---|---|
| 10/9/2018 | 982 (D) | 239 (D) | 1220 (D) | 536 (D) | | 776 (D) | 213 (D) | 304 (D) | 283 (D) |
| 10/16/2018 | | | | | | | | | |
| 10/17/2018 | | | | | | | | | |
| 4/16/2019 | | | | | | | | | |
| 4/22/2019 | | | | 930 | | | | | |
| 4/23/2019 | | | | | | | | | |
| 4/24/2019 | 646 | 234 | | | | 802 | 218 | 306 | 323 |
| 4/29/2019 | | | 956 | | 1180 | | | | |
| 5/1/2019 | | | | | | | | | |
| 8/27/2019 | | | 960 | 837 | 1120 | 774 | | | |
| 8/28/2019 | 642 | 397 | | | | | 213 | | |
| 8/29/2019 | | | | | | | | 323 | 307 |
| 9/24/2019 | | | | | | | | | |
| 3/2/2020 | | | | | | | | | |
| 3/3/2020 | 378 | | 840 | 953 | | 816 | | | |
| 3/4/2020 | | 269 | | | 904 | | 232 | | |
| 3/9/2020 | | | | | | | | 329 | 288 |
| 3/10/2020 | | | | | | | | | |
| 3/18/2020 | | | | | | | | | |

# Prediction Limit

Constituent: TDS (mg/L) Analysis Run 6/6/2020 4:59 PM View: PLs - Interwell

Plant Miller Client: Southern Company Data: Miller Ash Pond

| | MR-AP-MW-12 | MR-AP-MW-9S | MR-AP-MW-7D | MR-AP-MW-7S | MR-AP-MW-8D | MR-AP-MW-2 | MR-AP-MW-10 | MR-AP-MW-11 | MR-AP-MW-8S |
|---|---|---|---|---|---|---|---|---|---|
| 7/19/2016 | | | | | | | | | |
| 7/20/2016 | 1620 | 1250 | | | | | | | |
| 7/21/2016 | | | 756 | 640 | | | | | |
| 7/25/2016 | | | | | 592 | 2040 | 1440 | 456 | 686 |
| 7/26/2016 | | | | | | | | | |
| 8/2/2016 | | | | | | | | | |
| 8/3/2016 | | | | | | | | | |
| 9/20/2016 | | | | | | | | | |
| 9/21/2016 | | | | | | | | | |
| 9/26/2016 | | | | | | | | | |
| 9/27/2016 | 1560 | 1120 | 778 | 612 | | | 1310 | 1170 | 828 |
| 9/28/2016 | | | | | 698 | 2420 | | | |
| 10/25/2016 | | | | | | | | | |
| 10/31/2016 | | | | | | | 1360 | | |
| 11/1/2016 | 1580 | | 746 | 626 | 738 | 2180 | | 1160 | 888 |
| 11/2/2016 | | 1150 | | | | | | | |
| 12/13/2016 | | | | | | | | | |
| 1/9/2017 | | | | | | | | | |
| 1/10/2017 | | | 714 | 610 | 772 | | | | 1120 |
| 1/11/2017 | 1570 | | | | | 2320 | 1310 | | |
| 1/12/2017 | | 866 | | | | | | 1180 | |
| 2/6/2017 | | | | | | | | | |
| 2/8/2017 | | | | | | | | | |
| 2/13/2017 | | | | | | | | 1130 | |
| 2/14/2017 | | | 744 | 608 | | 2380 | 1270 | | 844 |
| 2/15/2017 | 1470 | 221 | | | 772 | | | | |
| 3/28/2017 | | | | | | | | | |
| 3/29/2017 | | | | | | | | | |
| 4/3/2017 | | | | | | | | | |
| 4/4/2017 | 1840 | | 746 | 582 | 662 | 2360 | | 1140 | 726 |
| 4/6/2017 | | 195 | | | | | 1320 | | |
| 4/24/2017 | | | | | | | | | |
| 4/26/2017 | | | | | | | | | |
| 5/15/2017 | 1660 | | | | | | | | |
| 5/16/2017 | | | 772 | 630 | | 2400 | | 1080 | 698 |
| 5/17/2017 | | 782 | | | 664 | | 1280 | | |
| 6/7/2017 | | | | | | | | | |
| 6/12/2017 | | | | | | | | | |
| 6/13/2017 | | | 780 | 636 | 632 | | 1310 | | 710 |
| 6/14/2017 | 1960 | 646 | | | | 2520 | | 1220 | |
| 8/21/2017 | | | | | | | | | |
| 8/22/2017 | | | | | | | | | |
| 9/18/2017 | | | 770 | 618 | | | | | |
| 9/19/2017 | | 664 | | | 700 | | | 1140 | 698 |
| 9/20/2017 | | | | | | 2500 | | | |
| 9/21/2017 | 2030 | | | | | | 1350 | | |
| 5/7/2018 | | | | | | | | | |
| 5/8/2018 | 2400 | 646 | | | | | | 1070 | |
| 5/9/2018 | | | 730 | 542 | 672 | 2040 | | | 496 |
| 5/10/2018 | | | | | | | 1310 | | |
| 5/15/2018 | | | | | | | | | |
| 10/8/2018 | 2630 (D) | | | | | | 1430 (D) | | |

# Prediction Limit

Constituent: TDS (mg/L) Analysis Run 6/6/2020 4:59 PM View: PLs - Interwell

Plant Miller Client: Southern Company Data: Miller Ash Pond

| | MR-AP-MW-12 | MR-AP-MW-9S | MR-AP-MW-7D | MR-AP-MW-7S | MR-AP-MW-8D | MR-AP-MW-2 | MR-AP-MW-10 | MR-AP-MW-11 | MR-AP-MW-8S |
|---|---|---|---|---|---|---|---|---|---|
| 10/9/2018 | | 616 (D) | 764 (D) | 558 (D) | 694 (D) | 2460 (D) | | 1010 (D) | 716 (D) |
| 10/16/2018 | | | | | | | | | |
| 10/17/2018 | | | | | | | | | |
| 4/16/2019 | | | | | | | | | |
| 4/22/2019 | | | | | | | | | |
| 4/23/2019 | | | | | | | | | |
| 4/24/2019 | | 838 | 748 | 574 | 724 | | 1460 | | 596 |
| 4/29/2019 | | | | | | | | | |
| 5/1/2019 | | | | | | 2370 | | 996 | |
| 8/27/2019 | | 892 | | | | 2470 | | | |
| 8/28/2019 | 2850 | | 660 | 568 | 764 | | | 1050 | 712 |
| 8/29/2019 | | | | | | | 1550 | | |
| 9/24/2019 | | | | | | | | | |
| 3/2/2020 | | | | | | | | | |
| 3/3/2020 | | 650 | 736 | 600 | 742 | 2520 | | 1070 | 504 |
| 3/4/2020 | | | | | | | | | |
| 3/9/2020 | | | | | | | 1720 | | |
| 3/10/2020 | 2420 | | | | | | | | |
| 3/18/2020 | | | | | | | | | |

# Prediction Limit

Constituent: TDS (mg/L) Analysis Run 6/6/2020 4:59 PM View: PLs - Interwell

Plant Miller Client: Southern Company Data: Miller Ash Pond

| | MR-AP-MW-1 | MR-AP-MW-6 | MR-AP-PZ-5 | MR-AP-MW-5 | GS-AP-MW-13 (bg) | GS-AP-MW-8 (bg) |
|---|---|---|---|---|---|---|
| 7/19/2016 | | | | | | |
| 7/20/2016 | | | | | | |
| 7/21/2016 | | | | | | |
| 7/25/2016 | 1060 | | | | | |
| 7/26/2016 | | 868 | 1040 | 1630 | | |
| 8/2/2016 | | | | | 221 | |
| 8/3/2016 | | | | | | 113 |
| 9/20/2016 | | | | | 221 | |
| 9/21/2016 | | | | | | 128 |
| 9/26/2016 | 852 | | | | | |
| 9/27/2016 | | | | | | |
| 9/28/2016 | | 884 | 1000 | 1600 | | |
| 10/25/2016 | | | | | 226 | 121 |
| 10/31/2016 | | | | | | |
| 11/1/2016 | | 862 | | | | |
| 11/2/2016 | 888 | | 920 | 1640 | | |
| 12/13/2016 | | | | | 211 | 101 |
| 1/9/2017 | | 918 | | | | |
| 1/10/2017 | | | | 1660 | | |
| 1/11/2017 | 920 | | | | | |
| 1/12/2017 | | | 812 | | | |
| 2/6/2017 | | | | | | 108 |
| 2/8/2017 | | | | | 212 | |
| 2/13/2017 | 848 | 896 | 832 | | | |
| 2/14/2017 | | | | 1600 | | |
| 2/15/2017 | | | | | | |
| 3/28/2017 | | | | | | 91 |
| 3/29/2017 | | | | | 217 | |
| 4/3/2017 | 1000 | 852 | 710 | 1600 | | |
| 4/4/2017 | | | | | | |
| 4/6/2017 | | | | | | |
| 4/24/2017 | | | | | | 89.3 |
| 4/26/2017 | | | | | 202 | |
| 5/15/2017 | 870 | | | | | |
| 5/16/2017 | | 924 | | | | |
| 5/17/2017 | | | 718 | 1630 | | |
| 6/7/2017 | | | | | 218 | 84 |
| 6/12/2017 | | 928 | 724 | 1770 | | |
| 6/13/2017 | | | | | | |
| 6/14/2017 | 910 | | | | | |
| 8/21/2017 | | | | | | 91.3 |
| 8/22/2017 | | | | | 224 | |
| 9/18/2017 | | 908 | 616 | 1530 | | |
| 9/19/2017 | 824 | | | | | |
| 9/20/2017 | | | | | | |
| 9/21/2017 | | | | | | |
| 5/7/2018 | | | | | | |
| 5/8/2018 | | | | | | |
| 5/9/2018 | 1020 | 908 | 486 | 1430 | | |
| 5/10/2018 | | | | | | |
| 5/15/2018 | | | | | 209 | 94.7 |
| 10/8/2018 | | 882 (D) | 464 (D) | 1300 (D) | | |

# Prediction Limit

Constituent: TDS (mg/L) Analysis Run 6/6/2020 4:59 PM View: PLs - Interwell

Plant Miller Client: Southern Company Data: Miller Ash Pond

| | MR-AP-MW-1 | MR-AP-MW-6 | MR-AP-PZ-5 | MR-AP-MW-5 | GS-AP-MW-13 (bg) | GS-AP-MW-8 (bg) |
|---|---|---|---|---|---|---|
| 10/9/2018 | 830 (D) | | | | | |
| 10/16/2018 | | | | | | 76.7 |
| 10/17/2018 | | | | | 208 | |
| 4/16/2019 | | | | | 185 | 92 |
| 4/22/2019 | | | | | | |
| 4/23/2019 | | 882 | 478 | 1390 | | |
| 4/24/2019 | | | | | | |
| 4/29/2019 | | | | | | |
| 5/1/2019 | 694 | | | | | |
| 8/27/2019 | 1120 | | | | | |
| 8/28/2019 | | 903 | | 1370 | | |
| 8/29/2019 | | | 734 | | | |
| 9/24/2019 | | | | | | 109 |
| 3/2/2020 | | | 594 | 1270 | | |
| 3/3/2020 | | 926 | | | | |
| 3/4/2020 | | | | | | |
| 3/9/2020 | 815 | | | | | |
| 3/10/2020 | | | | | | |
| 3/18/2020 | | | | | | 90.7 |

# Intrawell Prediction Limits - Significant Results

Plant Miller Client: Southern Company Data: Miller Ash Pond Printed 7/9/2020, 2:48 PM

| Constituent | Well | Upper Lim. | Lower Lim. | Date | Observ. | Sig. | Bg N | %NDs | Transform | Alpha | Method |
|---|---|---|---|---|---|---|---|---|---|---|---|
| **pH (pH)** | **MR-AP-MW-1** | **9.735** | **7.281** | **3/9/2020** | **11.95** | **Yes** | **14** | **0** | **No** | **0.000171** | **Param Intra 1 of 2** |
| **pH (pH)** | **MR-AP-MW-3D** | **6.835** | **6.625** | **3/3/2020** | **6.85** | **Yes** | **9** | **0** | **No** | **0.000171** | **Param Intra 1 of 2** |
| **pH (pH)** | **MR-AP-PZ-5** | **8.199** | **7.636** | **3/2/2020** | **8.34** | **Yes** | **9** | **0** | **No** | **0.000171** | **Param Intra 1 of 2** |
| **pH (pH)** | **MR-AP-MW-8D** | **6.67** | **5.89** | **3/3/2020** | **5.83** | **Yes** | **14** | **0** | **x^4** | **0.000171** | **Param Intra 1 of 2** |
| **pH (pH)** | **MR-AP-MW-8S** | **6.899** | **6.533** | **3/3/2020** | **6.34** | **Yes** | **14** | **0** | **No** | **0.000171** | **Param Intra 1 of 2** |
| **pH (pH)** | **MR-AP-MW-10** | **6.969** | **6.615** | **3/9/2020** | **7.03** | **Yes** | **14** | **0** | **No** | **0.000171** | **Param Intra 1 of 2** |

# Intrawell Prediction Limits - All Results

Plant Miller Client: Southern Company Data: Miller Ash Pond Printed 7/9/2020, 2:48 PM

| Constituent | Well | Upper Lim. | Lower Lim. | Date | Observ. | Sig. | Bg N | %NDs | Transform | Alpha | Method |
|---|---|---|---|---|---|---|---|---|---|---|---|
| pH (pH) | GS-AP-MW-13 | 6.944 | 6.58 | n/a | 1 future | n/a | 13 | 0 | No | 0.000171 | Param Intra 1 of 2 |
| pH (pH) | GS-AP-MW-8 | 6.082 | 5.535 | 3/18/2020 | 5.81 | No | 13 | 0 | No | 0.000171 | Param Intra 1 of 2 |
| **pH (pH)** | **MR-AP-MW-1** | **9.735** | **7.281** | **3/9/2020** | **11.95** | **Yes** | **14** | **0** | **No** | **0.000171** | **Param Intra 1 of 2** |
| pH (pH) | MR-AP-MW-2 | 6.374 | 5.842 | 3/3/2020 | 6.27 | No | 14 | 0 | No | 0.000171 | Param Intra 1 of 2 |
| **pH (pH)** | **MR-AP-MW-3D** | **6.835** | **6.625** | **3/3/2020** | **6.85** | **Yes** | **9** | **0** | **No** | **0.000171** | **Param Intra 1 of 2** |
| pH (pH) | MR-AP-MW-3S | 10.03 | 8.622 | 3/3/2020 | 9.4 | No | 15 | 0 | No | 0.000171 | Param Intra 1 of 2 |
| pH (pH) | MR-AP-MW-4 | 5.97 | 5.597 | 3/4/2020 | 5.96 | No | 9 | 0 | No | 0.000171 | Param Intra 1 of 2 |
| pH (pH) | MR-AP-MW-5 | 7.298 | 6.867 | 3/2/2020 | 7.18 | No | 14 | 0 | No | 0.000171 | Param Intra 1 of 2 |
| **pH (pH)** | **MR-AP-PZ-5** | **8.199** | **7.636** | **3/2/2020** | **8.34** | **Yes** | **9** | **0** | **No** | **0.000171** | **Param Intra 1 of 2** |
| pH (pH) | MR-AP-MW-6 | 6.124 | 5.876 | 3/3/2020 | 6.11 | No | 9 | 0 | No | 0.000171 | Param Intra 1 of 2 |
| pH (pH) | MR-AP-MW-7D | 6.837 | 6.604 | 3/3/2020 | 6.74 | No | 14 | 0 | No | 0.000171 | Param Intra 1 of 2 |
| pH (pH) | MR-AP-MW-7S | 6.644 | 6.366 | 3/3/2020 | 6.55 | No | 14 | 0 | No | 0.000171 | Param Intra 1 of 2 |
| **pH (pH)** | **MR-AP-MW-8D** | **6.67** | **5.89** | **3/3/2020** | **5.83** | **Yes** | **14** | **0** | **x^4** | **0.000171** | **Param Intra 1 of 2** |
| **pH (pH)** | **MR-AP-MW-8S** | **6.899** | **6.533** | **3/3/2020** | **6.34** | **Yes** | **14** | **0** | **No** | **0.000171** | **Param Intra 1 of 2** |
| pH (pH) | MR-AP-MW-9D | 5.866 | 5.577 | 3/3/2020 | 5.71 | No | 14 | 0 | No | 0.000171 | Param Intra 1 of 2 |
| pH (pH) | MR-AP-MW-9S | 6.369 | 5.083 | 3/3/2020 | 5.99 | No | 14 | 0 | No | 0.000171 | Param Intra 1 of 2 |
| **pH (pH)** | **MR-AP-MW-10** | **6.969** | **6.615** | **3/9/2020** | **7.03** | **Yes** | **14** | **0** | **No** | **0.000171** | **Param Intra 1 of 2** |
| pH (pH) | MR-AP-MW-11 | 7.3 | 6.5 | 3/3/2020 | 6.6 | No | 15 | 0 | n/a | 0.01507 | NP Intra (normality) ... |
| pH (pH) | MR-AP-MW-12 | 6.7 | 6.44 | 3/10/2020 | 6.52 | No | 13 | 0 | No | 0.000171 | Param Intra 1 of 2 |
| pH (pH) | MR-AP-MW-13D | 6.968 | 6.399 | 3/9/2020 | 6.68 | No | 14 | 0 | No | 0.000171 | Param Intra 1 of 2 |
| pH (pH) | MR-AP-MW-13S | 5.716 | 5.436 | 3/9/2020 | 5.58 | No | 8 | 0 | No | 0.000171 | Param Intra 1 of 2 |
| pH (pH) | MR-AP-MW-14 | 6.448 | 6.165 | 3/4/2020 | 6.38 | No | 8 | 0 | No | 0.000171 | Param Intra 1 of 2 |
| pH (pH) | MR-AP-MW-15 | 6.606 | 6.337 | 3/4/2020 | 6.43 | No | 14 | 0 | No | 0.000171 | Param Intra 1 of 2 |
| pH (pH) | MR-AP-MW-16 | 6.26 | 5.812 | 3/3/2020 | 6.19 | No | 14 | 0 | No | 0.000171 | Param Intra 1 of 2 |

Sanitas™ v.9.6.24 Sanitas software licensed to Southern Company. UG

## Prediction Limit

Intrawell Parametric, GS-AP-MW-13 (bg)

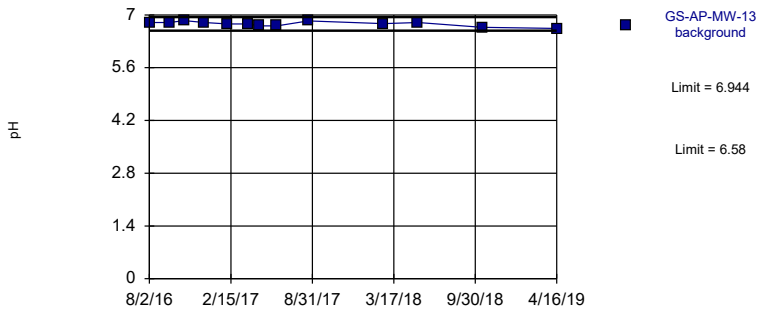


Background Data Summary: Mean=6.762, Std. Dev.=0.06353, n=13. Normality test: Shapiro Wilk @alpha = 0.01, calculated = 0.934, critical = 0.814. Kappa = 2.864 (c=7, w=22, 1 of 2, event alpha = 0.05132). Report alpha = 0.000342. Assumes 1 future value.

Constituent: pH Analysis Run 7/9/2020 2:45 PM View: PLs - Intrawell
Plant Miller Client: Southern Company Data: Miller Ash Pond

Sanitas™ v.9.6.24 Sanitas software licensed to Southern Company. UG

Within Limits

## Prediction Limit

Intrawell Parametric

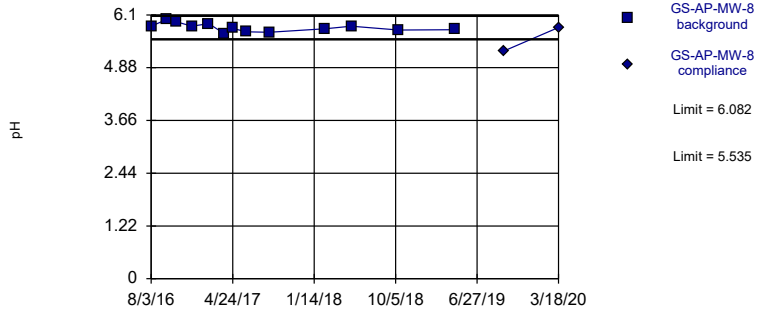


Background Data Summary: Mean=5.808, Std. Dev.=0.09538, n=13. Normality test: Shapiro Wilk @alpha = 0.01, calculated = 0.9646, critical = 0.814. Kappa = 2.864 (c=7, w=22, 1 of 2, event alpha = 0.05132). Report alpha = 0.000342.

Constituent: pH Analysis Run 7/9/2020 2:45 PM View: PLs - Intrawell
Plant Miller Client: Southern Company Data: Miller Ash Pond

Sanitas™ v.9.6.24 Sanitas software licensed to Southern Company. UG

Exceeds Limits

## Prediction Limit

Intrawell Parametric

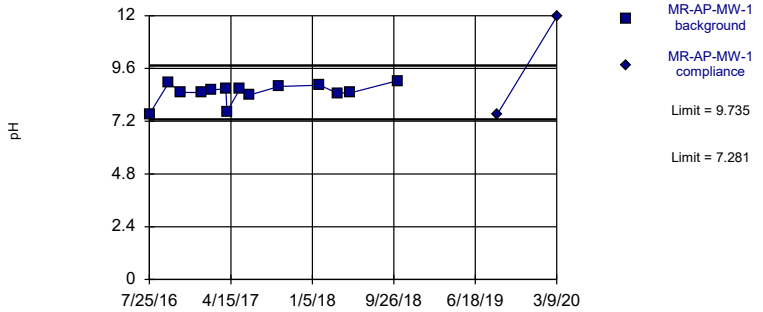


Background Data Summary: Mean=8.508, Std. Dev.=0.4386, n=14. Normality test: Shapiro Wilk @alpha = 0.01, calculated = 0.8311, critical = 0.825. Kappa = 2.797 (c=7, w=22, 1 of 2, event alpha = 0.05132). Report alpha = 0.000342.

Constituent: pH Analysis Run 7/9/2020 2:45 PM View: PLs - Intrawell
Plant Miller Client: Southern Company Data: Miller Ash Pond

Sanitas™ v.9.6.24 Sanitas software licensed to Southern Company. UG

Within Limits

## Prediction Limit

Intrawell Parametric

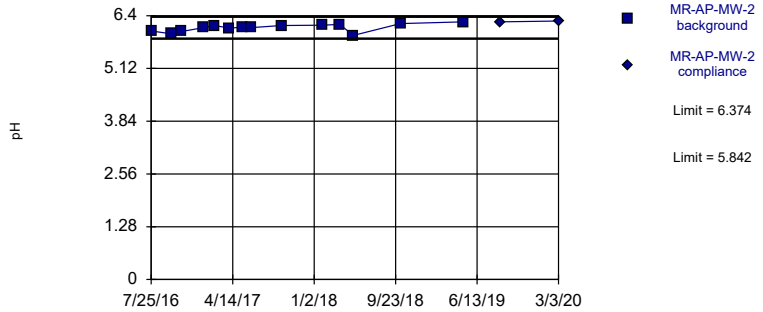


Background Data Summary: Mean=6.108, Std. Dev.=0.09521, n=14. Normality test: Shapiro Wilk @alpha = 0.01, calculated = 0.9501, critical = 0.825. Kappa = 2.797 (c=7, w=22, 1 of 2, event alpha = 0.05132). Report alpha = 0.000342.

Constituent: pH Analysis Run 7/9/2020 2:45 PM View: PLs - Intrawell
Plant Miller Client: Southern Company Data: Miller Ash Pond

# Prediction Limit

Constituent: pH (pH) Analysis Run 7/9/2020 2:48 PM View: PLs - Intrawell

Plant Miller Client: Southern Company Data: Miller Ash Pond

| | GS-AP-MW-13 |
|---|---|
| 8/2/2016 | 6.8 |
| 9/20/2016 | 6.8 |
| 10/25/2016 | 6.85 |
| 12/13/2016 | 6.8 |
| 2/8/2017 | 6.76 |
| 3/29/2017 | 6.76 |
| 4/26/2017 | 6.71 |
| 6/7/2017 | 6.71 |
| 8/22/2017 | 6.84 |
| 2/20/2018 | 6.77 |
| 5/15/2018 | 6.8 |
| 10/17/2018 | 6.67 (D) |
| 4/16/2019 | 6.64 |

# Prediction Limit

Constituent: pH (pH) Analysis Run 7/9/2020 2:48 PM View: PLs - Intrawell

Plant Miller Client: Southern Company Data: Miller Ash Pond

| | GS-AP-MW-8 | GS-AP-MW-8 |
|---|---|---|
| 8/3/2016 | 5.84 | |
| 9/21/2016 | 5.99 | |
| 10/25/2016 | 5.94 | |
| 12/13/2016 | 5.84 | |
| 2/6/2017 | 5.9 | |
| 3/28/2017 | 5.67 | |
| 4/24/2017 | 5.79 | |
| 6/7/2017 | 5.71 | |
| 8/21/2017 | 5.7 | |
| 2/19/2018 | 5.78 | |
| 5/15/2018 | 5.84 | |
| 10/16/2018 | 5.75 (D) | |
| 4/16/2019 | 5.76 | |
| 9/24/2019 | | 5.27 |
| 3/18/2020 | | 5.81 |

# Prediction Limit

Constituent: pH (pH) Analysis Run 7/9/2020 2:48 PM View: PLs - Intrawell

Plant Miller Client: Southern Company Data: Miller Ash Pond

| | MR-AP-MW-1 | MR-AP-MW-1 |
|---|---|---|
| 7/25/2016 | 7.52 | |
| 9/26/2016 | 8.96 | |
| 11/2/2016 | 8.51 | |
| 1/11/2017 | 8.5 | |
| 2/13/2017 | 8.63 | |
| 3/30/2017 | 8.67 | |
| 4/3/2017 | 7.63 | |
| 5/15/2017 | 8.67 | |
| 6/14/2017 | 8.39 | |
| 9/19/2017 | 8.78 | |
| 1/29/2018 | 8.84 | |
| 3/27/2018 | 8.48 (D) | |
| 5/9/2018 | 8.49 | |
| 10/9/2018 | 9.04 | |
| 5/1/2019 | 11.01 (o) | |
| 8/27/2019 | | 7.48 |
| 3/9/2020 | | 11.95 |

# Prediction Limit

Constituent: pH (pH) Analysis Run 7/9/2020 2:48 PM View: PLs - Intrawell

Plant Miller Client: Southern Company Data: Miller Ash Pond

| | MR-AP-MW-2 | MR-AP-MW-2 |
|---|---|---|
| 7/25/2016 | 6.03 | |
| 9/28/2016 | 5.96 | |
| 11/1/2016 | 6.02 | |
| 1/11/2017 | 6.11 | |
| 2/14/2017 | 6.16 | |
| 4/4/2017 | 6.1 | |
| 5/16/2017 | 6.12 | |
| 6/14/2017 | 6.11 | |
| 9/20/2017 | 6.16 | |
| 1/30/2018 | 6.17 | |
| 3/27/2018 | 6.19 (D) | |
| 5/9/2018 | 5.92 | |
| 10/9/2018 | 6.21 | |
| 5/1/2019 | 6.25 | |
| 8/27/2019 | | 6.25 |
| 3/3/2020 | | 6.27 |

Sanitas™ v.9.6.24 Sanitas software licensed to Southern Company. UG

Exceeds Limits

## Prediction Limit

Intrawell Parametric

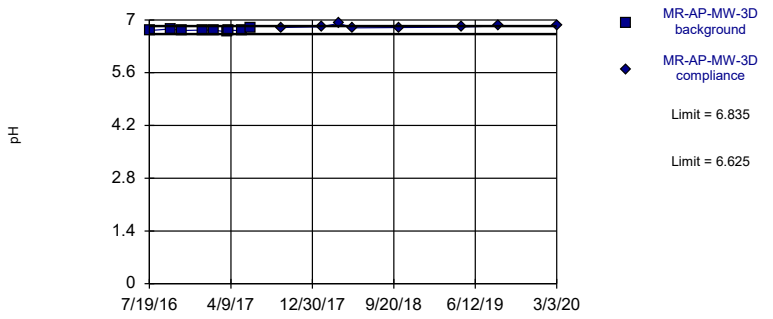


Background Data Summary: Mean=6.73, Std. Dev.=0.03082, n=9. Normality test: Shapiro Wilk @alpha = 0.01, calculated = 0.9265, critical = 0.764. Kappa = 3.407 (c=7, w=22, 1 of 2, event alpha = 0.05132). Report alpha = 0.000342.

Constituent: pH Analysis Run 7/9/2020 2:45 PM View: PLs - Intrawell

Plant Miller Client: Southern Company Data: Miller Ash Pond

Sanitas™ v.9.6.24 Sanitas software licensed to Southern Company. UG

Within Limits

## Prediction Limit

Intrawell Parametric

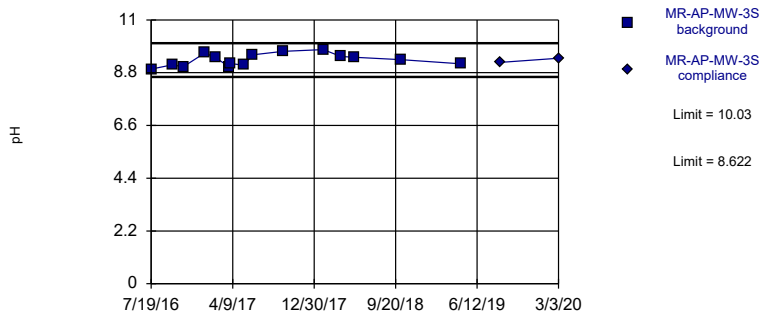


Background Data Summary: Mean=9.328, Std. Dev.=0.2584, n=15. Normality test: Shapiro Wilk @alpha = 0.01, calculated = 0.9426, critical = 0.835. Kappa = 2.731 (c=7, w=22, 1 of 2, event alpha = 0.05132). Report alpha = 0.000342.

Constituent: pH Analysis Run 7/9/2020 2:45 PM View: PLs - Intrawell

Plant Miller Client: Southern Company Data: Miller Ash Pond

Sanitas™ v.9.6.24 Sanitas software licensed to Southern Company. UG

Within Limits

## Prediction Limit

Intrawell Parametric

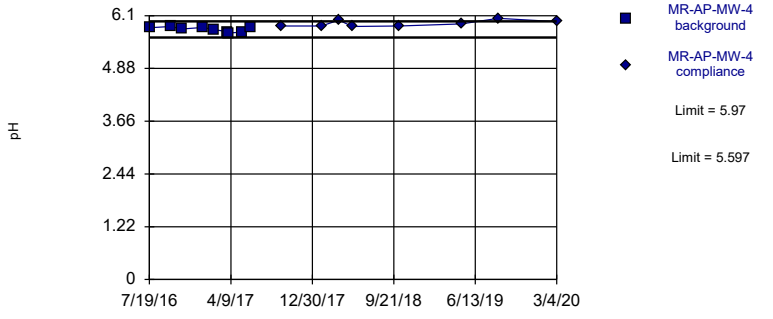


Background Data Summary: Mean=5.783, Std. Dev.=0.05477, n=9. Normality test: Shapiro Wilk @alpha = 0.01, calculated = 0.9071, critical = 0.764. Kappa = 3.407 (c=7, w=22, 1 of 2, event alpha = 0.05132). Report alpha = 0.000342.

Constituent: pH Analysis Run 7/9/2020 2:45 PM View: PLs - Intrawell

Plant Miller Client: Southern Company Data: Miller Ash Pond

Sanitas™ v.9.6.24 Sanitas software licensed to Southern Company. UG

Within Limits

## Prediction Limit

Intrawell Parametric

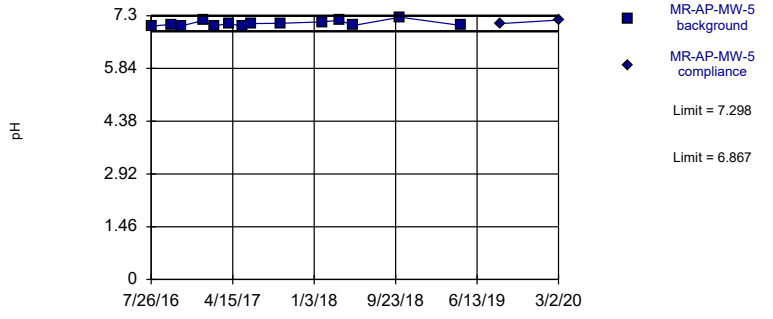


Background Data Summary: Mean=7.083, Std. Dev.=0.07713, n=14. Normality test: Shapiro Wilk @alpha = 0.01, calculated = 0.8926, critical = 0.825. Kappa = 2.797 (c=7, w=22, 1 of 2, event alpha = 0.05132). Report alpha = 0.000342.

Constituent: pH Analysis Run 7/9/2020 2:45 PM View: PLs - Intrawell

Plant Miller Client: Southern Company Data: Miller Ash Pond

# Prediction Limit

Constituent: pH (pH) Analysis Run 7/9/2020 2:48 PM View: PLs - Intrawell

Plant Miller Client: Southern Company Data: Miller Ash Pond

| | MR-AP-MW-3D | MR-AP-MW-3D |
|---|---|---|
| 7/19/2016 | 6.72 | |
| 9/26/2016 | 6.76 | |
| 10/31/2016 | 6.72 | |
| 1/9/2017 | 6.73 | |
| 2/13/2017 | 6.73 | |
| 3/29/2017 | 6.68 | |
| 4/3/2017 | 6.73 | |
| 5/16/2017 | 6.71 | |
| 6/12/2017 | 6.79 | |
| 9/20/2017 | | 6.8 |
| 1/29/2018 | | 6.82 |
| 3/27/2018 | | 6.91 (D) |
| 5/10/2018 | | 6.79 |
| 10/9/2018 | | 6.8 |
| 4/29/2019 | | 6.81 |
| 8/27/2019 | | 6.84 |
| 3/3/2020 | | 6.85 |

# Prediction Limit

Constituent: pH (pH) Analysis Run 7/9/2020 2:48 PM View: PLs - Intrawell

Plant Miller Client: Southern Company Data: Miller Ash Pond

| | MR-AP-MW-3S | MR-AP-MW-3S |
|---|---|---|
| 7/19/2016 | 8.95 | |
| 9/26/2016 | 9.13 | |
| 10/31/2016 | 9.04 | |
| 1/9/2017 | 9.62 | |
| 2/13/2017 | 9.43 | |
| 3/29/2017 | 9.04 | |
| 4/3/2017 | 9.18 | |
| 5/16/2017 | 9.11 | |
| 6/12/2017 | 9.54 | |
| 9/20/2017 | 9.69 | |
| 1/29/2018 | 9.76 | |
| 3/27/2018 | 9.475 (D) | |
| 5/10/2018 | 9.44 | |
| 10/9/2018 | 9.34 | |
| 4/22/2019 | 9.17 | |
| 8/27/2019 | | 9.23 |
| 3/3/2020 | | 9.4 |

# Prediction Limit

Constituent: pH (pH) Analysis Run 7/9/2020 2:48 PM View: PLs - Intrawell

Plant Miller Client: Southern Company Data: Miller Ash Pond

| | MR-AP-MW-4 | MR-AP-MW-4 |
|---|---|---|
| 7/19/2016 | 5.82 | |
| 9/27/2016 | 5.85 | |
| 11/1/2016 | 5.79 | |
| 1/9/2017 | 5.83 | |
| 2/13/2017 | 5.78 | |
| 3/30/2017 | 5.73 | |
| 4/4/2017 | 5.7 | |
| 5/16/2017 | 5.72 | |
| 6/12/2017 | 5.83 | |
| 9/20/2017 | | 5.86 |
| 1/29/2018 | | 5.86 |
| 3/27/2018 | | 6 (D) |
| 5/9/2018 | | 5.85 |
| 10/8/2018 | | 5.86 |
| 4/29/2019 | | 5.91 |
| 8/27/2019 | | 6.04 |
| 3/4/2020 | | 5.96 |

# Prediction Limit

Constituent: pH (pH) Analysis Run 7/9/2020 2:48 PM View: PLs - Intrawell

Plant Miller Client: Southern Company Data: Miller Ash Pond

| | MR-AP-MW-5 | MR-AP-MW-5 |
|---|---|---|
| 7/26/2016 | 7.01 | |
| 9/28/2016 | 7.06 | |
| 11/2/2016 | 7.02 | |
| 1/10/2017 | 7.17 | |
| 2/14/2017 | 7.01 | |
| 4/3/2017 | 7.09 | |
| 5/17/2017 | 7 | |
| 6/12/2017 | 7.08 | |
| 9/18/2017 | 7.09 | |
| 1/31/2018 | 7.13 | |
| 3/27/2018 | 7.175 (D) | |
| 5/9/2018 | 7.03 | |
| 10/8/2018 | 7.26 | |
| 4/23/2019 | 7.03 | |
| 8/28/2019 | | 7.08 |
| 3/2/2020 | | 7.18 |

Sanitas™ v.9.6.24 Sanitas software licensed to Southern Company. UG

Exceeds Limits

## Prediction Limit

Intrawell Parametric

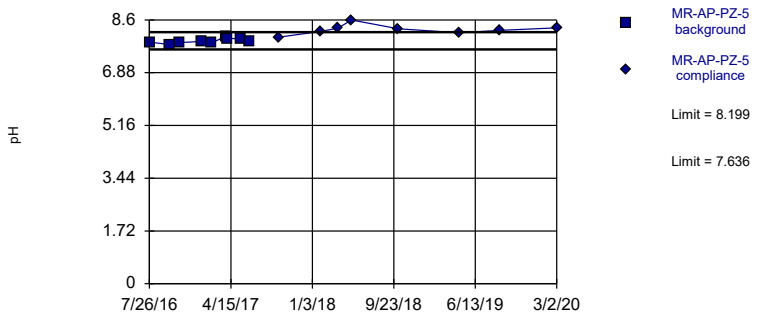


Background Data Summary: Mean=7.918, Std. Dev.=0.08258, n=9. Normality test: Shapiro Wilk @alpha = 0.01, calculated = 0.9448, critical = 0.764. Kappa = 3.407 (c=7, w=22, 1 of 2, event alpha = 0.05132). Report alpha = 0.000342.

Constituent: pH Analysis Run 7/9/2020 2:45 PM View: PLs - Intrawell
Plant Miller Client: Southern Company Data: Miller Ash Pond

Sanitas™ v.9.6.24 Sanitas software licensed to Southern Company. UG

Within Limits

## Prediction Limit

Intrawell Parametric

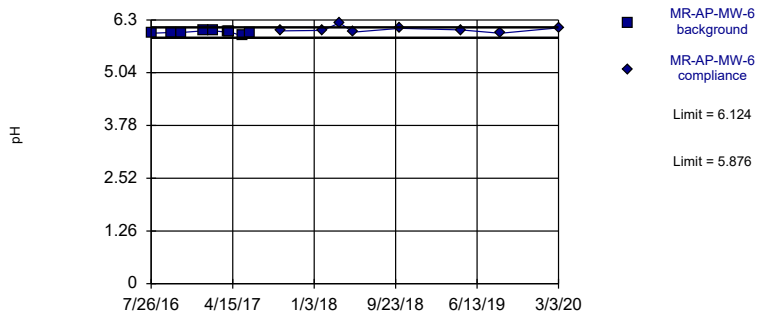


Background Data Summary: Mean=6, Std. Dev.=0.0364, n=9. Normality test: Shapiro Wilk @alpha = 0.01, calculated = 0.8876, critical = 0.764. Kappa = 3.407 (c=7, w=22, 1 of 2, event alpha = 0.05132). Report alpha = 0.000342.

Constituent: pH Analysis Run 7/9/2020 2:45 PM View: PLs - Intrawell
Plant Miller Client: Southern Company Data: Miller Ash Pond

Sanitas™ v.9.6.24 Sanitas software licensed to Southern Company. UG

Within Limits

## Prediction Limit

Intrawell Parametric

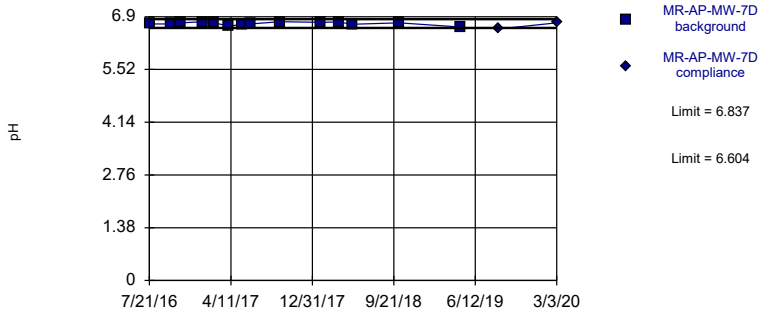


Background Data Summary: Mean=6.72, Std. Dev.=0.04153, n=14. Normality test: Shapiro Wilk @alpha = 0.01, calculated = 0.926, critical = 0.825. Kappa = 2.797 (c=7, w=22, 1 of 2, event alpha = 0.05132). Report alpha = 0.000342.

Constituent: pH Analysis Run 7/9/2020 2:45 PM View: PLs - Intrawell
Plant Miller Client: Southern Company Data: Miller Ash Pond

Sanitas™ v.9.6.24 Sanitas software licensed to Southern Company. UG

Within Limits

## Prediction Limit

Intrawell Parametric

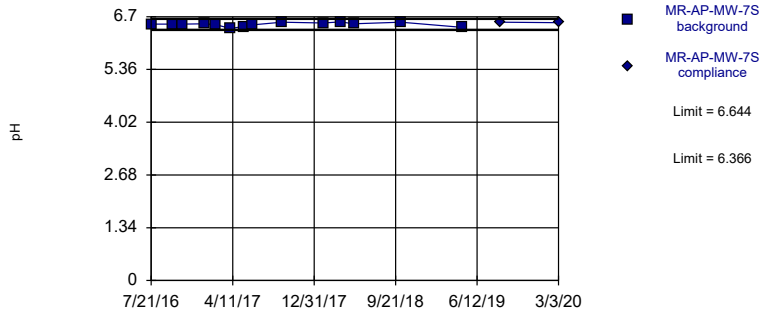


Background Data Summary: Mean=6.505, Std. Dev.=0.04958, n=14. Normality test: Shapiro Wilk @alpha = 0.01, calculated = 0.9225, critical = 0.825. Kappa = 2.797 (c=7, w=22, 1 of 2, event alpha = 0.05132). Report alpha = 0.000342.

Constituent: pH Analysis Run 7/9/2020 2:46 PM View: PLs - Intrawell
Plant Miller Client: Southern Company Data: Miller Ash Pond

# Prediction Limit

Constituent: pH (pH) Analysis Run 7/9/2020 2:48 PM View: PLs - Intrawell

Plant Miller Client: Southern Company Data: Miller Ash Pond

| | MR-AP-PZ-5 | MR-AP-PZ-5 |
|---|---|---|
| 7/26/2016 | 7.88 | |
| 9/28/2016 | 7.8 | |
| 11/2/2016 | 7.86 | |
| 1/12/2017 | 7.9 | |
| 2/13/2017 | 7.86 | |
| 3/30/2017 | 8.06 | |
| 4/3/2017 | 8 | |
| 5/17/2017 | 7.99 | |
| 6/12/2017 | 7.91 | |
| 9/18/2017 | | 8.04 |
| 1/31/2018 | | 8.23 |
| 3/27/2018 | | 8.33 (D) |
| 5/9/2018 | | 8.6 |
| 10/8/2018 | | 8.31 |
| 4/23/2019 | | 8.18 |
| 8/29/2019 | | 8.26 |
| 3/2/2020 | | 8.34 |

# Prediction Limit

Constituent: pH (pH) Analysis Run 7/9/2020 2:48 PM View: PLs - Intrawell

Plant Miller Client: Southern Company Data: Miller Ash Pond

| | MR-AP-MW-6 | MR-AP-MW-6 |
|---|---|---|
| 7/26/2016 | 5.98 | |
| 9/28/2016 | 6 | |
| 11/1/2016 | 6 | |
| 1/9/2017 | 6.04 | |
| 2/13/2017 | 6.04 | |
| 3/29/2017 | 6.01 | |
| 4/3/2017 | 6.02 | |
| 5/16/2017 | 5.92 | |
| 6/12/2017 | 5.99 | |
| 9/18/2017 | | 6.04 |
| 1/31/2018 | | 6.05 |
| 3/27/2018 | | 6.23 (D) |
| 5/9/2018 | | 6.01 |
| 10/8/2018 | | 6.1 |
| 4/23/2019 | | 6.06 |
| 8/28/2019 | | 5.98 |
| 3/3/2020 | | 6.11 |

# Prediction Limit

Constituent: pH (pH) Analysis Run 7/9/2020 2:48 PM View: PLs - Intrawell

Plant Miller Client: Southern Company Data: Miller Ash Pond

| | MR-AP-MW-7D | MR-AP-MW-7D |
|---|---|---|
| 7/21/2016 | 6.71 | |
| 9/27/2016 | 6.71 | |
| 11/1/2016 | 6.74 | |
| 1/10/2017 | 6.77 | |
| 2/14/2017 | 6.74 | |
| 4/4/2017 | 6.66 | |
| 5/16/2017 | 6.69 | |
| 6/13/2017 | 6.71 | |
| 9/18/2017 | 6.77 | |
| 1/29/2018 | 6.75 | |
| 3/27/2018 | 6.765 (D) | |
| 5/9/2018 | 6.7 | |
| 10/9/2018 | 6.74 | |
| 4/24/2019 | 6.63 | |
| 8/28/2019 | | 6.58 |
| 3/3/2020 | | 6.74 |

# Prediction Limit

Constituent: pH (pH) Analysis Run 7/9/2020 2:48 PM View: PLs - Intrawell

Plant Miller Client: Southern Company Data: Miller Ash Pond

| | MR-AP-MW-7S | MR-AP-MW-7S |
|---|---|---|
| 7/21/2016 | 6.51 | |
| 9/27/2016 | 6.51 | |
| 11/1/2016 | 6.51 | |
| 1/10/2017 | 6.52 | |
| 2/14/2017 | 6.5 | |
| 4/4/2017 | 6.4 | |
| 5/16/2017 | 6.45 | |
| 6/13/2017 | 6.49 | |
| 9/18/2017 | 6.56 | |
| 1/30/2018 | 6.54 | |
| 3/27/2018 | 6.57 (D) | |
| 5/9/2018 | 6.52 | |
| 10/9/2018 | 6.56 | |
| 4/24/2019 | 6.43 | |
| 8/28/2019 | | 6.56 |
| 3/3/2020 | | 6.55 |

Sanitas™ v.9.6.24 Sanitas software licensed to Southern Company. UG

Exceeds Limits

## Prediction Limit

Intrawell Parametric

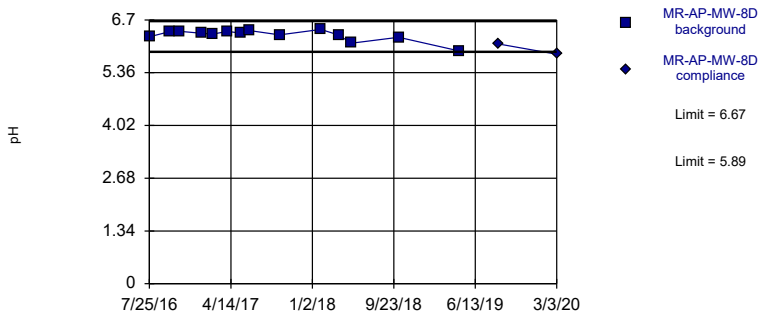


Background Data Summary (based on x^4 transformation): Mean=1591, Std. Dev.=138.6, n=14. Normality test: Shapiro Wilk @alpha = 0.01, calculated = 0.8315, critical = 0.825. Kappa = 2.797 (c=7, w=22, 1 of 2, event alpha = 0.05132). Report alpha = 0.000342.

Constituent: pH Analysis Run 7/9/2020 2:46 PM View: PLs - Intrawell

Plant Miller Client: Southern Company Data: Miller Ash Pond

Sanitas™ v.9.6.24 Sanitas software licensed to Southern Company. UG

Exceeds Limits

## Prediction Limit

Intrawell Parametric

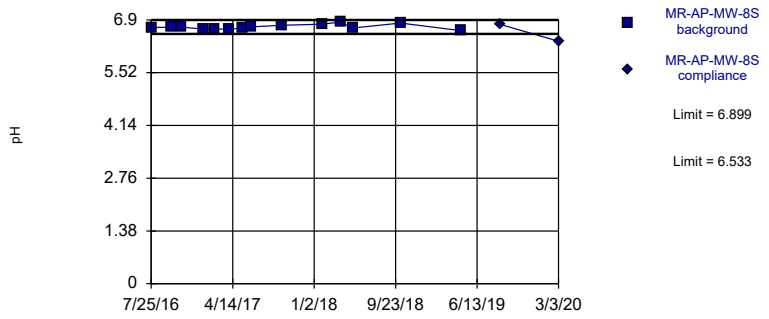


Background Data Summary: Mean=6.716, Std. Dev.=0.06552, n=14. Normality test: Shapiro Wilk @alpha = 0.01, calculated = 0.9306, critical = 0.825. Kappa = 2.797 (c=7, w=22, 1 of 2, event alpha = 0.05132). Report alpha = 0.000342.

Constituent: pH Analysis Run 7/9/2020 2:46 PM View: PLs - Intrawell

Plant Miller Client: Southern Company Data: Miller Ash Pond

Sanitas™ v.9.6.24 Sanitas software licensed to Southern Company. UG

Within Limits

## Prediction Limit

Intrawell Parametric

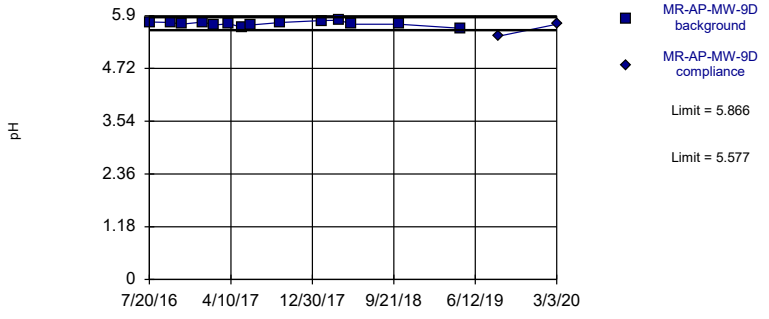


Background Data Summary: Mean=5.721, Std. Dev.=0.05172, n=14. Normality test: Shapiro Wilk @alpha = 0.01, calculated = 0.955, critical = 0.825. Kappa = 2.797 (c=7, w=22, 1 of 2, event alpha = 0.05132). Report alpha = 0.000342.

Constituent: pH Analysis Run 7/9/2020 2:46 PM View: PLs - Intrawell

Plant Miller Client: Southern Company Data: Miller Ash Pond

Sanitas™ v.9.6.24 Sanitas software licensed to Southern Company. UG

Within Limits

## Prediction Limit

Intrawell Parametric

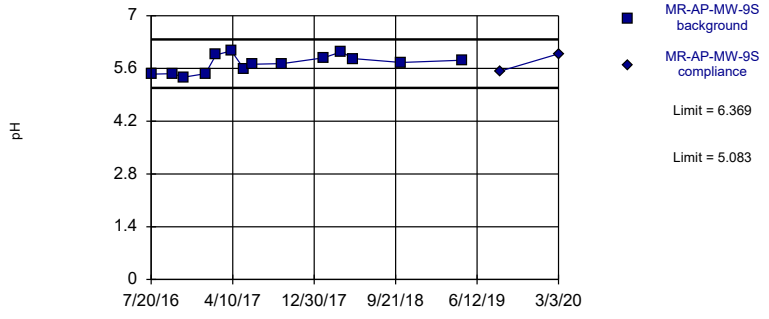


Background Data Summary: Mean=5.726, Std. Dev.=0.2298, n=14. Normality test: Shapiro Wilk @alpha = 0.01, calculated = 0.9421, critical = 0.825. Kappa = 2.797 (c=7, w=22, 1 of 2, event alpha = 0.05132). Report alpha = 0.000342.

Constituent: pH Analysis Run 7/9/2020 2:46 PM View: PLs - Intrawell

Plant Miller Client: Southern Company Data: Miller Ash Pond

# Prediction Limit

Constituent: pH (pH) Analysis Run 7/9/2020 2:48 PM View: PLs - Intrawell

Plant Miller Client: Southern Company Data: Miller Ash Pond

| | MR-AP-MW-8D | MR-AP-MW-8D |
|---|---|---|
| 7/25/2016 | 6.27 | |
| 9/28/2016 | 6.4 | |
| 11/1/2016 | 6.41 | |
| 1/10/2017 | 6.36 | |
| 2/15/2017 | 6.34 | |
| 4/4/2017 | 6.41 | |
| 5/17/2017 | 6.36 | |
| 6/13/2017 | 6.43 | |
| 9/19/2017 | 6.32 | |
| 1/30/2018 | 6.46 | |
| 3/28/2018 | 6.32 (D) | |
| 5/9/2018 | 6.11 | |
| 10/9/2018 | 6.26 | |
| 4/24/2019 | 5.91 | |
| 8/28/2019 | | 6.09 |
| 3/3/2020 | | 5.83 |

# Prediction Limit

Constituent: pH (pH) Analysis Run 7/9/2020 2:48 PM View: PLs - Intrawell

Plant Miller Client: Southern Company Data: Miller Ash Pond

| | MR-AP-MW-8S | MR-AP-MW-8S |
|---|---|---|
| 7/25/2016 | 6.7 | |
| 9/27/2016 | 6.71 | |
| 11/1/2016 | 6.71 | |
| 1/10/2017 | 6.66 | |
| 2/14/2017 | 6.66 | |
| 4/4/2017 | 6.66 | |
| 5/16/2017 | 6.68 | |
| 6/13/2017 | 6.72 | |
| 9/19/2017 | 6.76 | |
| 1/30/2018 | 6.79 | |
| 3/28/2018 | 6.845 (D) | |
| 5/9/2018 | 6.69 | |
| 10/9/2018 | 6.82 | |
| 4/24/2019 | 6.62 | |
| 8/28/2019 | | 6.78 |
| 3/3/2020 | | 6.34 |

# Prediction Limit

Constituent: pH (pH) Analysis Run 7/9/2020 2:48 PM View: PLs - Intrawell

Plant Miller Client: Southern Company Data: Miller Ash Pond

| | MR-AP-MW-9D | MR-AP-MW-9D |
|---|---|---|
| 7/20/2016 | 5.76 | |
| 9/28/2016 | 5.75 | |
| 11/1/2016 | 5.71 | |
| 1/10/2017 | 5.76 | |
| 2/15/2017 | 5.69 | |
| 4/4/2017 | 5.72 | |
| 5/17/2017 | 5.64 | |
| 6/13/2017 | 5.69 | |
| 9/19/2017 | 5.75 | |
| 1/30/2018 | 5.79 | |
| 3/28/2018 | 5.8 (D) | |
| 5/8/2018 | 5.71 | |
| 10/9/2018 | 5.71 | |
| 4/24/2019 | 5.62 | |
| 8/27/2019 | | 5.44 |
| 3/3/2020 | | 5.71 |

# Prediction Limit

Constituent: pH (pH) Analysis Run 7/9/2020 2:48 PM View: PLs - Intrawell

Plant Miller Client: Southern Company Data: Miller Ash Pond

| | MR-AP-MW-9S | MR-AP-MW-9S |
|---|---|---|
| 7/20/2016 | 5.45 | |
| 9/27/2016 | 5.46 | |
| 11/2/2016 | 5.37 | |
| 1/12/2017 | 5.46 | |
| 2/15/2017 | 5.96 | |
| 4/6/2017 | 6.07 | |
| 5/17/2017 | 5.59 | |
| 6/14/2017 | 5.71 | |
| 9/19/2017 | 5.73 | |
| 1/30/2018 | 5.88 | |
| 3/28/2018 | 6.04 (D) | |
| 5/8/2018 | 5.86 | |
| 10/9/2018 | 5.76 | |
| 4/24/2019 | 5.82 | |
| 8/27/2019 | | 5.53 |
| 3/3/2020 | | 5.99 |

Sanitas™ v.9.6.24 Sanitas software licensed to Southern Company. UG

Exceeds Limits

## Prediction Limit

Intrawell Parametric

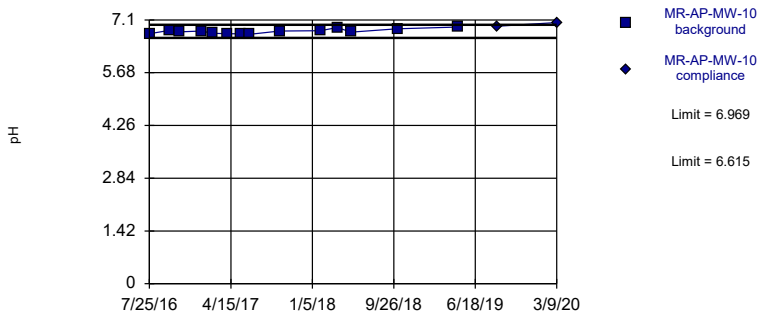


Background Data Summary: Mean=6.792, Std. Dev.=0.06323, n=14. Normality test: Shapiro Wilk @alpha = 0.01, calculated = 0.9253, critical = 0.825. Kappa = 2.797 (c=7, w=22, 1 of 2, event alpha = 0.05132). Report alpha = 0.000342.

Constituent: pH Analysis Run 7/9/2020 2:46 PM View: PLs - Intrawell
Plant Miller Client: Southern Company Data: Miller Ash Pond

Sanitas™ v.9.6.24 Sanitas software licensed to Southern Company. UG

Within Limits

## Prediction Limit

Intrawell Non-parametric

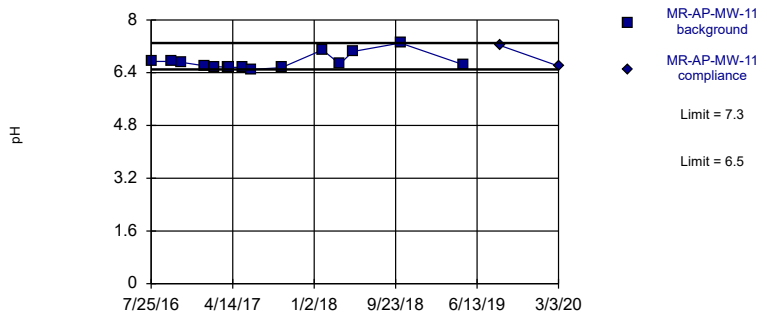


Non-parametric test used in lieu of parametric prediction limit because the Shapiro Wilk normality test showed the data to be non-normal at the 0.01 alpha level. Limits are highest and lowest of 15 background values. Well-constituent pair annual alpha = 0.03002. Individual comparison alpha = 0.01507 (1 of 2).

Constituent: pH Analysis Run 7/9/2020 2:46 PM View: PLs - Intrawell
Plant Miller Client: Southern Company Data: Miller Ash Pond

Sanitas™ v.9.6.24 Sanitas software licensed to Southern Company. UG

Within Limits

## Prediction Limit

Intrawell Parametric

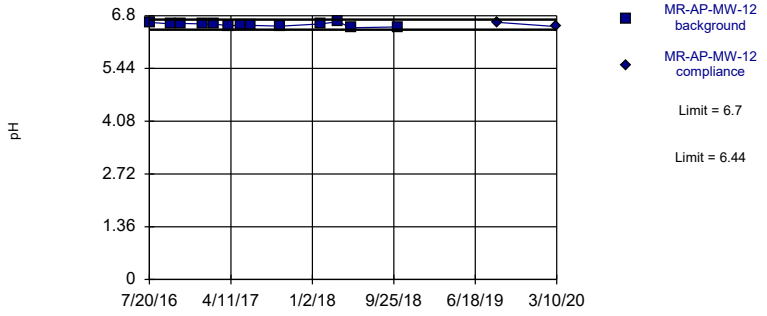


Background Data Summary: Mean=6.57, Std. Dev.=0.04539, n=13. Normality test: Shapiro Wilk @alpha = 0.01, calculated = 0.9642, critical = 0.814. Kappa = 2.864 (c=7, w=22, 1 of 2, event alpha = 0.05132). Report alpha = 0.000342.

Constituent: pH Analysis Run 7/9/2020 2:46 PM View: PLs - Intrawell
Plant Miller Client: Southern Company Data: Miller Ash Pond

Sanitas™ v.9.6.24 Sanitas software licensed to Southern Company. UG

Within Limits

## Prediction Limit

Intrawell Parametric

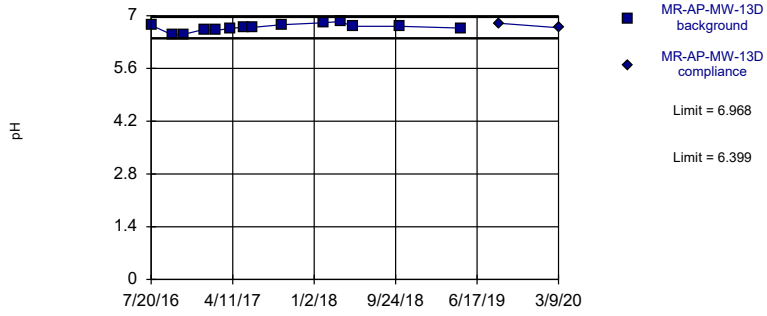


Background Data Summary: Mean=6.683, Std. Dev.=0.1017, n=14. Normality test: Shapiro Wilk @alpha = 0.01, calculated = 0.9493, critical = 0.825. Kappa = 2.797 (c=7, w=22, 1 of 2, event alpha = 0.05132). Report alpha = 0.000342.

Constituent: pH Analysis Run 7/9/2020 2:46 PM View: PLs - Intrawell
Plant Miller Client: Southern Company Data: Miller Ash Pond

# Prediction Limit

Constituent: pH (pH) Analysis Run 7/9/2020 2:48 PM View: PLs - Intrawell

Plant Miller Client: Southern Company Data: Miller Ash Pond

| | MR-AP-MW-10 | MR-AP-MW-10 |
|---|---|---|
| 7/25/2016 | 6.73 | |
| 9/27/2016 | 6.82 | |
| 10/31/2016 | 6.78 | |
| 1/11/2017 | 6.8 | |
| 2/14/2017 | 6.74 | |
| 4/6/2017 | 6.73 | |
| 5/17/2017 | 6.73 | |
| 6/13/2017 | 6.71 | |
| 9/21/2017 | 6.8 | |
| 1/31/2018 | 6.81 | |
| 3/28/2018 | 6.895 (D) | |
| 5/10/2018 | 6.77 | |
| 10/8/2018 | 6.86 | |
| 4/24/2019 | 6.91 | |
| 8/29/2019 | | 6.93 |
| 3/9/2020 | | 7.03 |

# Prediction Limit

Constituent: pH (pH) Analysis Run 7/9/2020 2:48 PM View: PLs - Intrawell

Plant Miller Client: Southern Company Data: Miller Ash Pond

| | MR-AP-MW-11 | MR-AP-MW-11 |
|---|---|---|
| 7/25/2016 | 6.74 | |
| 9/27/2016 | 6.74 | |
| 11/1/2016 | 6.71 | |
| 1/12/2017 | 6.61 | |
| 2/13/2017 | 6.58 | |
| 3/30/2017 | 6.57 | |
| 4/4/2017 | 6.56 | |
| 5/16/2017 | 6.56 | |
| 6/14/2017 | 6.5 | |
| 9/19/2017 | 6.55 | |
| 1/30/2018 | 7.09 | |
| 3/27/2018 | 6.665 (D) | |
| 5/8/2018 | 7.04 | |
| 10/9/2018 | 7.3 | |
| 5/1/2019 | 6.64 | |
| 8/28/2019 | | 7.22 |
| 3/3/2020 | | 6.6 |

# Prediction Limit

Constituent: pH (pH) Analysis Run 7/9/2020 2:48 PM View: PLs - Intrawell

Plant Miller Client: Southern Company Data: Miller Ash Pond

| | MR-AP-MW-12 | MR-AP-MW-12 |
|---|---|---|
| 7/20/2016 | 6.63 | |
| 9/27/2016 | 6.59 | |
| 11/1/2016 | 6.6 | |
| 1/11/2017 | 6.59 | |
| 2/15/2017 | 6.59 | |
| 4/4/2017 | 6.54 | |
| 5/15/2017 | 6.56 | |
| 6/14/2017 | 6.55 | |
| 9/21/2017 | 6.53 | |
| 1/30/2018 | 6.59 | |
| 3/28/2018 | 6.645 (D) | |
| 5/8/2018 | 6.49 | |
| 10/8/2018 | 6.51 | |
| 8/28/2019 | | 6.63 |
| 3/10/2020 | | 6.52 |

# Prediction Limit

Constituent: pH (pH) Analysis Run 7/9/2020 2:48 PM View: PLs - Intrawell

Plant Miller Client: Southern Company Data: Miller Ash Pond

| | MR-AP-MW-13D | MR-AP-MW-13D |
|---|---|---|
| 7/20/2016 | 6.75 | |
| 9/27/2016 | 6.49 | |
| 11/1/2016 | 6.5 | |
| 1/11/2017 | 6.64 | |
| 2/15/2017 | 6.61 | |
| 4/4/2017 | 6.66 | |
| 5/17/2017 | 6.7 | |
| 6/13/2017 | 6.69 | |
| 9/19/2017 | 6.76 | |
| 1/31/2018 | 6.81 | |
| 3/28/2018 | 6.845 (D) | |
| 5/8/2018 | 6.72 | |
| 10/9/2018 | 6.72 | |
| 4/24/2019 | 6.67 | |
| 8/29/2019 | | 6.8 |
| 3/9/2020 | | 6.68 |

Sanitas™ v.9.6.24 Sanitas software licensed to Southern Company. UG

Within Limits

## Prediction Limit

Intrawell Parametric

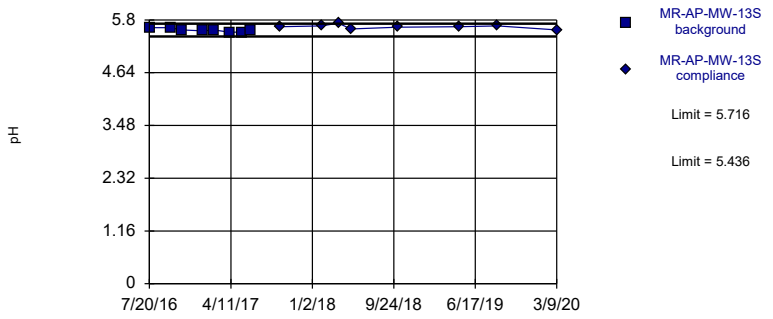


Background Data Summary: Mean=5.576, Std. Dev.=0.03852, n=8. Normality test: Shapiro Wilk @alpha = 0.01, calculated = 0.8911, critical = 0.749. Kappa = 3.634 (c=7, w=22, 1 of 2, event alpha = 0.05132). Report alpha = 0.000342.

Constituent: pH Analysis Run 7/9/2020 2:46 PM View: PLs - Intrawell

Plant Miller Client: Southern Company Data: Miller Ash Pond

Sanitas™ v.9.6.24 Sanitas software licensed to Southern Company. UG

Within Limits

## Prediction Limit

Intrawell Parametric

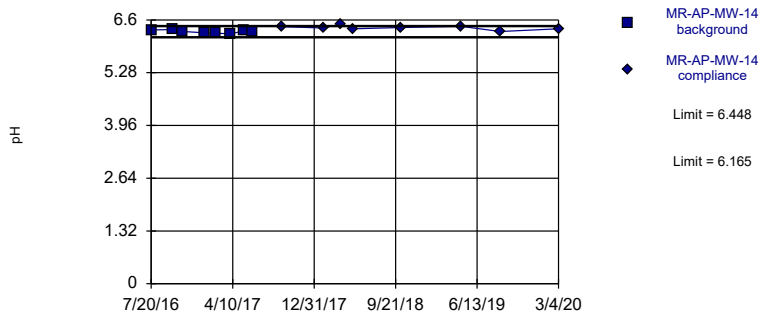


Background Data Summary: Mean=6.306, Std. Dev.=0.03889, n=8. Normality test: Shapiro Wilk @alpha = 0.01, calculated = 0.9665, critical = 0.749. Kappa = 3.634 (c=7, w=22, 1 of 2, event alpha = 0.05132). Report alpha = 0.000342.

Constituent: pH Analysis Run 7/9/2020 2:46 PM View: PLs - Intrawell

Plant Miller Client: Southern Company Data: Miller Ash Pond

Sanitas™ v.9.6.24 Sanitas software licensed to Southern Company. UG

Within Limits

## Prediction Limit

Intrawell Parametric

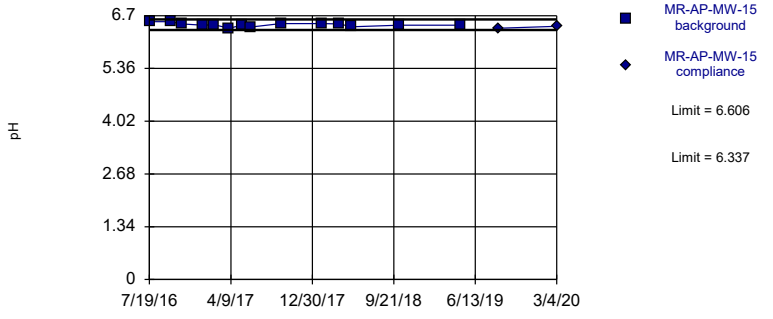


Background Data Summary: Mean=6.471, Std. Dev.=0.04802, n=14. Normality test: Shapiro Wilk @alpha = 0.01, calculated = 0.9501, critical = 0.825. Kappa = 2.797 (c=7, w=22, 1 of 2, event alpha = 0.05132). Report alpha = 0.000342.

Constituent: pH Analysis Run 7/9/2020 2:46 PM View: PLs - Intrawell

Plant Miller Client: Southern Company Data: Miller Ash Pond

Sanitas™ v.9.6.24 Sanitas software licensed to Southern Company. UG

Within Limits

## Prediction Limit

Intrawell Parametric

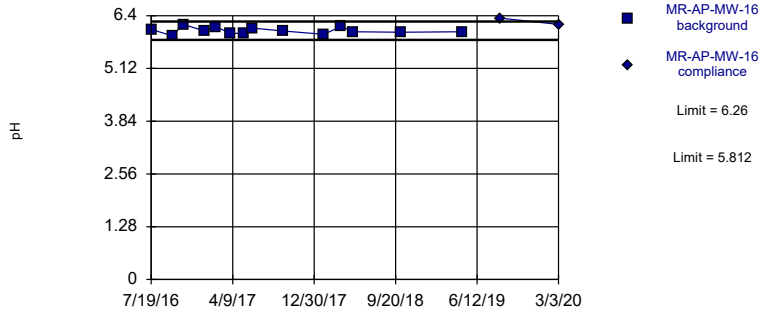


Background Data Summary: Mean=6.036, Std. Dev.=0.08006, n=14. Normality test: Shapiro Wilk @alpha = 0.01, calculated = 0.9644, critical = 0.825. Kappa = 2.797 (c=7, w=22, 1 of 2, event alpha = 0.05132). Report alpha = 0.000342.

Constituent: pH Analysis Run 7/9/2020 2:46 PM View: PLs - Intrawell

Plant Miller Client: Southern Company Data: Miller Ash Pond

# Prediction Limit

Constituent: pH (pH) Analysis Run 7/9/2020 2:48 PM View: PLs - Intrawell

Plant Miller Client: Southern Company Data: Miller Ash Pond

| | MR-AP-MW-13S | MR-AP-MW-13S |
|---|---|---|
| 7/20/2016 | 5.63 | |
| 9/27/2016 | 5.63 | |
| 11/1/2016 | 5.58 | |
| 1/11/2017 | 5.56 | |
| 2/15/2017 | 5.58 | |
| 4/6/2017 | 5.53 | |
| 5/17/2017 | 5.53 | |
| 6/13/2017 | 5.57 | |
| 9/19/2017 | | 5.65 |
| 1/31/2018 | | 5.67 |
| 3/28/2018 | | 5.73 (D) |
| 5/8/2018 | | 5.6 |
| 10/9/2018 | | 5.64 |
| 4/24/2019 | | 5.65 |
| 8/29/2019 | | 5.67 |
| 3/9/2020 | | 5.58 |

# Prediction Limit

Constituent: pH (pH) Analysis Run 7/9/2020 2:48 PM View: PLs - Intrawell

Plant Miller Client: Southern Company Data: Miller Ash Pond

| | MR-AP-MW-14 | MR-AP-MW-14 |
|---|---|---|
| 7/20/2016 | 6.35 | |
| 9/26/2016 | 6.36 | |
| 10/31/2016 | 6.31 | |
| 1/9/2017 | 6.28 | |
| 2/14/2017 | 6.27 | |
| 4/4/2017 | 6.25 | |
| 5/17/2017 | 6.33 | |
| 6/13/2017 | 6.3 | |
| 9/19/2017 | | 6.43 |
| 1/30/2018 | | 6.4 |
| 3/28/2018 | | 6.5 (D) |
| 5/8/2018 | | 6.38 |
| 10/9/2018 | | 6.41 |
| 4/24/2019 | | 6.44 |
| 8/28/2019 | | 6.31 |
| 3/4/2020 | | 6.38 |

# Prediction Limit

Constituent: pH (pH) Analysis Run 7/9/2020 2:48 PM View: PLs - Intrawell

Plant Miller Client: Southern Company Data: Miller Ash Pond

| | MR-AP-MW-15 | MR-AP-MW-15 |
|---|---|---|
| 7/19/2016 | 6.55 | |
| 9/26/2016 | 6.55 | |
| 10/31/2016 | 6.49 | |
| 1/9/2017 | 6.46 | |
| 2/14/2017 | 6.47 | |
| 4/4/2017 | 6.38 | |
| 5/16/2017 | 6.46 | |
| 6/12/2017 | 6.41 | |
| 9/19/2017 | 6.5 | |
| 1/31/2018 | 6.5 | |
| 3/28/2018 | 6.49 (D) | |
| 5/7/2018 | 6.42 | |
| 10/9/2018 | 6.46 | |
| 4/24/2019 | 6.46 | |
| 8/28/2019 | | 6.38 |
| 3/4/2020 | | 6.43 |

# Prediction Limit

Constituent: pH (pH) Analysis Run 7/9/2020 2:48 PM View: PLs - Intrawell

Plant Miller Client: Southern Company Data: Miller Ash Pond

| | MR-AP-MW-16 | MR-AP-MW-16 |
|---|---|---|
| 7/19/2016 | 6.07 | |
| 9/26/2016 | 5.91 | |
| 10/31/2016 | 6.19 | |
| 1/9/2017 | 6.03 | |
| 2/14/2017 | 6.13 | |
| 4/3/2017 | 5.97 | |
| 5/16/2017 | 5.97 | |
| 6/12/2017 | 6.1 | |
| 9/19/2017 | 6.03 | |
| 1/30/2018 | 5.95 | |
| 3/28/2018 | 6.14 (D) | |
| 5/7/2018 | 6.01 | |
| 10/9/2018 | 6 | |
| 4/24/2019 | 6.01 | |
| 8/28/2019 | | 6.34 |
| 3/3/2020 | | 6.19 |

# Trend Test - All Results

Plant Miller Client: Southern Company Data: Miller Ash Pond Printed 6/6/2020, 5:22 PM

| Constituent | Well | Slope | Calc. | Critical | Sig. | N | %NDs | Normality | Xform | Alpha | Method |
|---|---|---|---|---|---|---|---|---|---|---|---|
| Boron (mg/L) | GS-AP-MW-13 (bg) | -0.01983 | -35 | -38 | No | 12 | 41.67 | n/a | n/a | 0.01 | NP |
| Boron (mg/L) | GS-AP-MW-8 (bg) | 0 | -29 | -48 | No | 14 | 50 | n/a | n/a | 0.01 | NP |
| **Boron (mg/L)** | **MR-AP-MW-2** | **0.02793** | **58** | **48** | **Yes** | **14** | **0** | **n/a** | **n/a** | **0.01** | **NP** |
| **Boron (mg/L)** | **MR-AP-MW-3D** | **-0.04469** | **-62** | **-48** | **Yes** | **14** | **0** | **n/a** | **n/a** | **0.01** | **NP** |
| Boron (mg/L) | MR-AP-MW-3S | 0.003433 | 20 | 48 | No | 14 | 0 | n/a | n/a | 0.01 | NP |
| Boron (mg/L) | MR-AP-MW-4 | -0.02762 | -47 | -48 | No | 14 | 0 | n/a | n/a | 0.01 | NP |
| Boron (mg/L) | MR-AP-MW-5 | -0.00... | -29 | -48 | No | 14 | 0 | n/a | n/a | 0.01 | NP |
| **Boron (mg/L)** | **MR-AP-PZ-5** | **-0.03512** | **-53** | **-48** | **Yes** | **14** | **0** | **n/a** | **n/a** | **0.01** | **NP** |
| **Boron (mg/L)** | **MR-AP-MW-6** | **0.02258** | **49** | **48** | **Yes** | **14** | **0** | **n/a** | **n/a** | **0.01** | **NP** |
| Boron (mg/L) | MR-AP-MW-7D | 0.007324 | 29 | 48 | No | 14 | 0 | n/a | n/a | 0.01 | NP |
| Boron (mg/L) | MR-AP-MW-7S | 0.0163 | 46 | 48 | No | 14 | 0 | n/a | n/a | 0.01 | NP |
| Boron (mg/L) | MR-AP-MW-8D | 0 | 3 | 48 | No | 14 | 0 | n/a | n/a | 0.01 | NP |
| Boron (mg/L) | MR-AP-MW-8S | 0.02423 | 5 | 48 | No | 14 | 0 | n/a | n/a | 0.01 | NP |
| **Boron (mg/L)** | **MR-AP-MW-9D** | **0.03366** | **72** | **48** | **Yes** | **14** | **0** | **n/a** | **n/a** | **0.01** | **NP** |
| **Boron (mg/L)** | **MR-AP-MW-9S** | **0.1011** | **74** | **48** | **Yes** | **14** | **0** | **n/a** | **n/a** | **0.01** | **NP** |
| Boron (mg/L) | MR-AP-MW-10 | 0.239 | 22 | 48 | No | 14 | 0 | n/a | n/a | 0.01 | NP |
| **Boron (mg/L)** | **MR-AP-MW-12** | **1.721** | **62** | **43** | **Yes** | **13** | **0** | **n/a** | **n/a** | **0.01** | **NP** |
| Boron (mg/L) | MR-AP-MW-14 | -0.00... | -22 | -48 | No | 14 | 0 | n/a | n/a | 0.01 | NP |
| **Boron (mg/L)** | **MR-AP-MW-15** | **0.03848** | **54** | **48** | **Yes** | **14** | **0** | **n/a** | **n/a** | **0.01** | **NP** |
| Boron (mg/L) | MR-AP-MW-16 | -0.05564 | -12 | -48 | No | 14 | 0 | n/a | n/a | 0.01 | NP |
| Calcium (mg/L) | GS-AP-MW-13 (bg) | -2.607 | -32 | -38 | No | 12 | 0 | n/a | n/a | 0.01 | NP |
| Calcium (mg/L) | GS-AP-MW-8 (bg) | -1.483 | -37 | -48 | No | 14 | 0 | n/a | n/a | 0.01 | NP |
| Calcium (mg/L) | MR-AP-MW-1 | -10.27 | -20 | -53 | No | 15 | 0 | n/a | n/a | 0.01 | NP |
| **Calcium (mg/L)** | **MR-AP-MW-2** | **16.36** | **77** | **53** | **Yes** | **15** | **0** | **n/a** | **n/a** | **0.01** | **NP** |
| **Calcium (mg/L)** | **MR-AP-MW-3D** | **-32.11** | **-76** | **-53** | **Yes** | **15** | **0** | **n/a** | **n/a** | **0.01** | **NP** |
| **Calcium (mg/L)** | **MR-AP-MW-4** | **-42.66** | **-79** | **-53** | **Yes** | **15** | **0** | **n/a** | **n/a** | **0.01** | **NP** |
| Calcium (mg/L) | MR-AP-MW-5 | -16.43 | -38 | -53 | No | 15 | 0 | n/a | n/a | 0.01 | NP |
| **Calcium (mg/L)** | **MR-AP-MW-6** | **6.518** | **78** | **53** | **Yes** | **15** | **0** | **n/a** | **n/a** | **0.01** | **NP** |
| Calcium (mg/L) | MR-AP-MW-7D | 2.481 | 36 | 53 | No | 15 | 0 | n/a | n/a | 0.01 | NP |
| Calcium (mg/L) | MR-AP-MW-7S | 0.6518 | 18 | 53 | No | 15 | 0 | n/a | n/a | 0.01 | NP |
| Calcium (mg/L) | MR-AP-MW-8D | -0.7787 | -15 | -53 | No | 15 | 0 | n/a | n/a | 0.01 | NP |
| **Calcium (mg/L)** | **MR-AP-MW-8S** | **-6.136** | **-59** | **-53** | **Yes** | **15** | **0** | **n/a** | **n/a** | **0.01** | **NP** |
| Calcium (mg/L) | MR-AP-MW-9D | 1.955 | 50 | 53 | No | 15 | 0 | n/a | n/a | 0.01 | NP |
| Calcium (mg/L) | MR-AP-MW-9S | 0 | -1 | -53 | No | 15 | 0 | n/a | n/a | 0.01 | NP |
| **Calcium (mg/L)** | **MR-AP-MW-10** | **17.46** | **68** | **53** | **Yes** | **15** | **0** | **n/a** | **n/a** | **0.01** | **NP** |
| Calcium (mg/L) | MR-AP-MW-11 | -1.674 | -8 | -53 | No | 15 | 0 | n/a | n/a | 0.01 | NP |
| Calcium (mg/L) | MR-AP-MW-12 | -1.109 | -5 | -48 | No | 14 | 0 | n/a | n/a | 0.01 | NP |
| **Calcium (mg/L)** | **MR-AP-MW-16** | **-29.05** | **-64** | **-53** | **Yes** | **15** | **0** | **n/a** | **n/a** | **0.01** | **NP** |
| Chloride (mg/L) | GS-AP-MW-13 (bg) | 0.1178 | 10 | 38 | No | 12 | 0 | n/a | n/a | 0.01 | NP |
| Chloride (mg/L) | GS-AP-MW-8 (bg) | 0.2052 | 43 | 48 | No | 14 | 0 | n/a | n/a | 0.01 | NP |
| Chloride (mg/L) | MR-AP-MW-1 | -0.1798 | -10 | -53 | No | 15 | 0 | n/a | n/a | 0.01 | NP |
| Chloride (mg/L) | MR-AP-MW-2 | 0.9589 | 43 | 53 | No | 15 | 0 | n/a | n/a | 0.01 | NP |
| **Chloride (mg/L)** | **MR-AP-MW-3D** | **-6.511** | **-54** | **-53** | **Yes** | **15** | **0** | **n/a** | **n/a** | **0.01** | **NP** |
| **Chloride (mg/L)** | **MR-AP-MW-3S** | **11.47** | **81** | **53** | **Yes** | **15** | **0** | **n/a** | **n/a** | **0.01** | **NP** |
| Chloride (mg/L) | MR-AP-MW-4 | -2.037 | -30 | -53 | No | 15 | 0 | n/a | n/a | 0.01 | NP |
| Chloride (mg/L) | MR-AP-MW-5 | 0.3501 | 6 | 53 | No | 15 | 0 | n/a | n/a | 0.01 | NP |
| Chloride (mg/L) | MR-AP-PZ-5 | -0.6024 | -15 | -53 | No | 15 | 0 | n/a | n/a | 0.01 | NP |
| **Chloride (mg/L)** | **MR-AP-MW-6** | **2.99** | **92** | **53** | **Yes** | **15** | **0** | **n/a** | **n/a** | **0.01** | **NP** |
| **Chloride (mg/L)** | **MR-AP-MW-7D** | **1.879** | **81** | **53** | **Yes** | **15** | **0** | **n/a** | **n/a** | **0.01** | **NP** |
| Chloride (mg/L) | MR-AP-MW-7S | 0.7268 | 34 | 53 | No | 15 | 0 | n/a | n/a | 0.01 | NP |
| Chloride (mg/L) | MR-AP-MW-8D | 0.9808 | 23 | 53 | No | 15 | 0 | n/a | n/a | 0.01 | NP |
| Chloride (mg/L) | MR-AP-MW-8S | -1.186 | -40 | -53 | No | 15 | 0 | n/a | n/a | 0.01 | NP |
| Chloride (mg/L) | MR-AP-MW-9D | 0.2877 | 12 | 53 | No | 15 | 0 | n/a | n/a | 0.01 | NP |
| Chloride (mg/L) | MR-AP-MW-9S | -1.325 | -43 | -53 | No | 15 | 0 | n/a | n/a | 0.01 | NP |
| Chloride (mg/L) | MR-AP-MW-10 | 0.2409 | 14 | 53 | No | 15 | 0 | n/a | n/a | 0.01 | NP |
| **Chloride (mg/L)** | **MR-AP-MW-11** | **-0.4506** | **-57** | **-53** | **Yes** | **15** | **0** | **n/a** | **n/a** | **0.01** | **NP** |
| Chloride (mg/L) | MR-AP-MW-12 | -0.6812 | -45 | -48 | No | 14 | 0 | n/a | n/a | 0.01 | NP |
| Chloride (mg/L) | MR-AP-MW-13D | 0.2819 | 23 | 53 | No | 15 | 0 | n/a | n/a | 0.01 | NP |
| Chloride (mg/L) | MR-AP-MW-13S | 0.5068 | 30 | 53 | No | 15 | 0 | n/a | n/a | 0.01 | NP |
| Chloride (mg/L) | MR-AP-MW-14 | 0.09481 | 20 | 53 | No | 15 | 0 | n/a | n/a | 0.01 | NP |
| Chloride (mg/L) | MR-AP-MW-15 | 0.4808 | 32 | 53 | No | 15 | 0 | n/a | n/a | 0.01 | NP |
| **Chloride (mg/L)** | **MR-AP-MW-16** | **-5.848** | **-72** | **-53** | **Yes** | **15** | **0** | **n/a** | **n/a** | **0.01** | **NP** |
| **Fluoride (mg/L)** | **GS-AP-MW-13 (bg)** | **0.02914** | **48** | **43** | **Yes** | **13** | **0** | **n/a** | **n/a** | **0.01** | **NP** |
| Fluoride (mg/L) | GS-AP-MW-8 (bg) | 0.009411 | 31 | 53 | No | 15 | 0 | n/a | n/a | 0.01 | NP |
| Fluoride (mg/L) | MR-AP-MW-2 | 0.03042 | 42 | 53 | No | 15 | 13.33 | n/a | n/a | 0.01 | NP |
| **Fluoride (mg/L)** | **MR-AP-MW-3D** | **0.05641** | **75** | **53** | **Yes** | **15** | **0** | **n/a** | **n/a** | **0.01** | **NP** |
| **Fluoride (mg/L)** | **MR-AP-MW-3S** | **0.04728** | **63** | **53** | **Yes** | **15** | **0** | **n/a** | **n/a** | **0.01** | **NP** |
| **Fluoride (mg/L)** | **MR-AP-MW-5** | **0.05461** | **62** | **53** | **Yes** | **15** | **0** | **n/a** | **n/a** | **0.01** | **NP** |

# Trend Test - All Results

Plant Miller Client: Southern Company Data: Miller Ash Pond Printed 6/6/2020, 5:22 PM

| Constituent | Well | Slope | Calc. | Critical | Sig. | N | %NDs | Normality | Xform | Alpha | Method |
|---|---|---|---|---|---|---|---|---|---|---|---|
| **Fluoride (mg/L)** | **MR-AP-PZ-5** | **0.2944** | **70** | **53** | **Yes** | **15** | **0** | **n/a** | **n/a** | **0.01** | **NP** |
| Fluoride (mg/L) | MR-AP-MW-8S | 0.06507 | 40 | 53 | No | 15 | 0 | n/a | n/a | 0.01 | NP |
| **Fluoride (mg/L)** | **MR-AP-MW-9S** | **0.0464** | **71** | **53** | **Yes** | **15** | **6.667** | **n/a** | **n/a** | **0.01** | **NP** |
| **Fluoride (mg/L)** | **MR-AP-MW-10** | **0.05247** | **59** | **53** | **Yes** | **15** | **0** | **n/a** | **n/a** | **0.01** | **NP** |
| **Fluoride (mg/L)** | **MR-AP-MW-12** | **0.106** | **50** | **48** | **Yes** | **14** | **0** | **n/a** | **n/a** | **0.01** | **NP** |
| pH (pH) | GS-AP-MW-13 (bg) | -0.05825 | -34 | -43 | No | 13 | 0 | n/a | n/a | 0.01 | NP |
| pH (pH) | GS-AP-MW-8 (bg) | -0.06395 | -42 | -53 | No | 15 | 0 | n/a | n/a | 0.01 | NP |
| pH (pH) | MR-AP-MW-1 | 0.27 | 35 | 63 | No | 17 | 0 | n/a | n/a | 0.01 | NP |
| pH (pH) | MR-AP-MW-8D | -0.1045 | -55 | -58 | No | 16 | 0 | n/a | n/a | 0.01 | NP |
| pH (pH) | MR-AP-MW-8S | 0.02261 | 14 | 58 | No | 16 | 0 | n/a | n/a | 0.01 | NP |
| pH (pH) | MR-AP-MW-10 | 0.06274 | 58 | 58 | No | 16 | 0 | n/a | n/a | 0.01 | NP |
| Sulfate (mg/L) | GS-AP-MW-13 (bg) | 0.01849 | 11 | 38 | No | 12 | 0 | n/a | n/a | 0.01 | NP |
| Sulfate (mg/L) | GS-AP-MW-8 (bg) | 0.1222 | 4 | 48 | No | 14 | 0 | n/a | n/a | 0.01 | NP |
| Sulfate (mg/L) | MR-AP-MW-1 | -41.56 | -46 | -53 | No | 15 | 0 | n/a | n/a | 0.01 | NP |
| Sulfate (mg/L) | MR-AP-MW-2 | 28.19 | 16 | 53 | No | 15 | 0 | n/a | n/a | 0.01 | NP |
| **Sulfate (mg/L)** | **MR-AP-MW-3D** | **-115.6** | **-78** | **-53** | **Yes** | **15** | **0** | **n/a** | **n/a** | **0.01** | **NP** |
| Sulfate (mg/L) | MR-AP-MW-3S | 28.33 | 27 | 53 | No | 15 | 0 | n/a | n/a | 0.01 | NP |
| **Sulfate (mg/L)** | **MR-AP-MW-4** | **-149** | **-81** | **-53** | **Yes** | **15** | **0** | **n/a** | **n/a** | **0.01** | **NP** |
| **Sulfate (mg/L)** | **MR-AP-MW-5** | **-87.74** | **-65** | **-53** | **Yes** | **15** | **0** | **n/a** | **n/a** | **0.01** | **NP** |
| **Sulfate (mg/L)** | **MR-AP-PZ-5** | **-136.3** | **-84** | **-53** | **Yes** | **15** | **0** | **n/a** | **n/a** | **0.01** | **NP** |
| Sulfate (mg/L) | MR-AP-MW-6 | 17.14 | 12 | 53 | No | 15 | 0 | n/a | n/a | 0.01 | NP |
| Sulfate (mg/L) | MR-AP-MW-7D | 8.75 | 32 | 53 | No | 15 | 0 | n/a | n/a | 0.01 | NP |
| Sulfate (mg/L) | MR-AP-MW-7S | -7.857 | -29 | -53 | No | 15 | 0 | n/a | n/a | 0.01 | NP |
| Sulfate (mg/L) | MR-AP-MW-8D | 35.78 | 37 | 53 | No | 15 | 0 | n/a | n/a | 0.01 | NP |
| Sulfate (mg/L) | MR-AP-MW-8S | -48.55 | -50 | -53 | No | 15 | 0 | n/a | n/a | 0.01 | NP |
| Sulfate (mg/L) | MR-AP-MW-9D | 2.626 | 4 | 53 | No | 15 | 0 | n/a | n/a | 0.01 | NP |
| Sulfate (mg/L) | MR-AP-MW-9S | -53.01 | -22 | -53 | No | 15 | 0 | n/a | n/a | 0.01 | NP |
| Sulfate (mg/L) | MR-AP-MW-10 | 44.1 | 26 | 53 | No | 15 | 0 | n/a | n/a | 0.01 | NP |
| Sulfate (mg/L) | MR-AP-MW-11 | -18.96 | -38 | -53 | No | 15 | 0 | n/a | n/a | 0.01 | NP |
| **Sulfate (mg/L)** | **MR-AP-MW-12** | **290** | **74** | **48** | **Yes** | **14** | **0** | **n/a** | **n/a** | **0.01** | **NP** |
| Sulfate (mg/L) | MR-AP-MW-13D | -7.914 | -27 | -53 | No | 15 | 0 | n/a | n/a | 0.01 | NP |
| Sulfate (mg/L) | MR-AP-MW-13S | 3.769 | 41 | 53 | No | 15 | 0 | n/a | n/a | 0.01 | NP |
| Sulfate (mg/L) | MR-AP-MW-14 | 1.439 | 31 | 53 | No | 15 | 0 | n/a | n/a | 0.01 | NP |
| Sulfate (mg/L) | MR-AP-MW-15 | 5.584 | 42 | 53 | No | 15 | 0 | n/a | n/a | 0.01 | NP |
| **Sulfate (mg/L)** | **MR-AP-MW-16** | **-114.5** | **-82** | **-53** | **Yes** | **15** | **0** | **n/a** | **n/a** | **0.01** | **NP** |
| TDS (mg/L) | GS-AP-MW-13 (bg) | -7.182 | -29 | -38 | No | 12 | 0 | n/a | n/a | 0.01 | NP |
| TDS (mg/L) | GS-AP-MW-8 (bg) | -9.205 | -37 | -48 | No | 14 | 0 | n/a | n/a | 0.01 | NP |
| TDS (mg/L) | MR-AP-MW-1 | -23.7 | -21 | -48 | No | 14 | 0 | n/a | n/a | 0.01 | NP |
| TDS (mg/L) | MR-AP-MW-2 | 66 | 39 | 48 | No | 14 | 0 | n/a | n/a | 0.01 | NP |
| **TDS (mg/L)** | **MR-AP-MW-3D** | **-202.4** | **-80** | **-48** | **Yes** | **14** | **0** | **n/a** | **n/a** | **0.01** | **NP** |
| TDS (mg/L) | MR-AP-MW-3S | 42.81 | 25 | 48 | No | 14 | 0 | n/a | n/a | 0.01 | NP |
| **TDS (mg/L)** | **MR-AP-MW-4** | **-170.6** | **-76** | **-48** | **Yes** | **14** | **0** | **n/a** | **n/a** | **0.01** | **NP** |
| **TDS (mg/L)** | **MR-AP-MW-5** | **-101.2** | **-53** | **-48** | **Yes** | **14** | **0** | **n/a** | **n/a** | **0.01** | **NP** |
| **TDS (mg/L)** | **MR-AP-PZ-5** | **-203.9** | **-61** | **-48** | **Yes** | **14** | **0** | **n/a** | **n/a** | **0.01** | **NP** |
| TDS (mg/L) | MR-AP-MW-6 | 9.829 | 21 | 48 | No | 14 | 0 | n/a | n/a | 0.01 | NP |
| TDS (mg/L) | MR-AP-MW-7D | -6.887 | -18 | -48 | No | 14 | 0 | n/a | n/a | 0.01 | NP |
| TDS (mg/L) | MR-AP-MW-7S | -15.78 | -39 | -48 | No | 14 | 0 | n/a | n/a | 0.01 | NP |
| TDS (mg/L) | MR-AP-MW-8D | 17.11 | 20 | 48 | No | 14 | 0 | n/a | n/a | 0.01 | NP |
| TDS (mg/L) | MR-AP-MW-8S | -77.61 | -38 | -48 | No | 14 | 0 | n/a | n/a | 0.01 | NP |
| TDS (mg/L) | MR-AP-MW-9D | 2.744 | 5 | 48 | No | 14 | 0 | n/a | n/a | 0.01 | NP |
| TDS (mg/L) | MR-AP-MW-9S | -115.3 | -24 | -48 | No | 14 | 0 | n/a | n/a | 0.01 | NP |
| TDS (mg/L) | MR-AP-MW-10 | 65.18 | 35 | 48 | No | 14 | 0 | n/a | n/a | 0.01 | NP |
| TDS (mg/L) | MR-AP-MW-11 | -37.5 | -31 | -48 | No | 14 | 0 | n/a | n/a | 0.01 | NP |
| **TDS (mg/L)** | **MR-AP-MW-12** | **437.7** | **56** | **43** | **Yes** | **13** | **0** | **n/a** | **n/a** | **0.01** | **NP** |
| **TDS (mg/L)** | **MR-AP-MW-13D** | **-17.63** | **-52** | **-48** | **Yes** | **14** | **0** | **n/a** | **n/a** | **0.01** | **NP** |
| TDS (mg/L) | MR-AP-MW-13S | 3.337 | 15 | 48 | No | 14 | 0 | n/a | n/a | 0.01 | NP |
| TDS (mg/L) | MR-AP-MW-14 | 4.384 | 41 | 48 | No | 14 | 0 | n/a | n/a | 0.01 | NP |
| TDS (mg/L) | MR-AP-MW-15 | 1.629 | 10 | 48 | No | 14 | 0 | n/a | n/a | 0.01 | NP |
| **TDS (mg/L)** | **MR-AP-MW-16** | **-179.3** | **-61** | **-48** | **Yes** | **14** | **0** | **n/a** | **n/a** | **0.01** | **NP** |

Sanitas™ v.9.6.24 Sanitas software licensed to Southern Company. UG
Hollow symbols indicate censored values.

## Sen's Slope Estimator

GS-AP-MW-13 (bg)

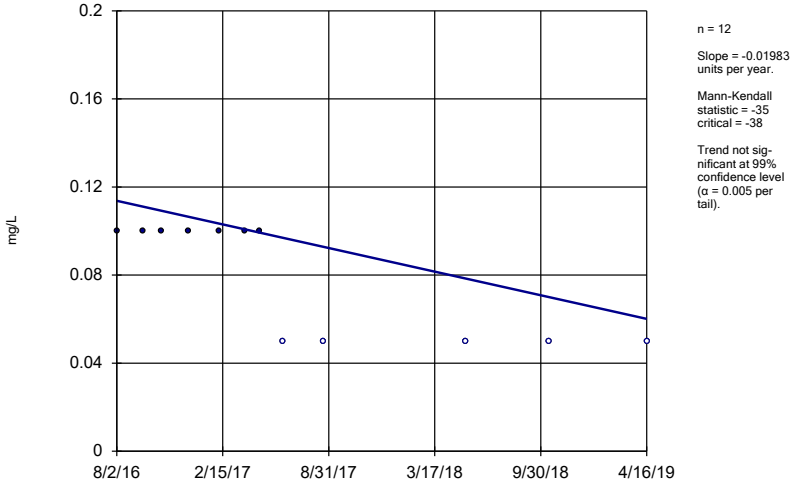


n = 12

Slope = -0.01983 units per year.

Mann-Kendall statistic = -35
critical = -38

Trend not significant at 99% confidence level (α = 0.005 per tail).

Constituent: Boron Analysis Run 6/6/2020 5:15 PM View: Trend Tests

Plant Miller Client: Southern Company Data: Miller Ash Pond

Sanitas™ v.9.6.24 Sanitas software licensed to Southern Company. UG
Hollow symbols indicate censored values.

## Sen's Slope Estimator

GS-AP-MW-8 (bg)

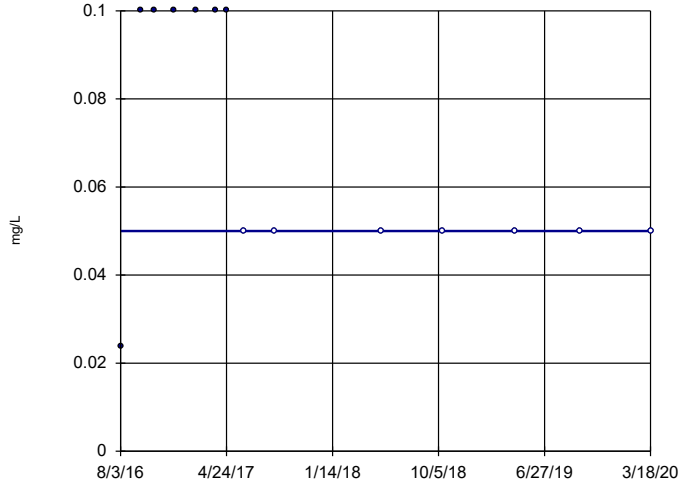


n = 14

Slope = 0 units per year.

Mann-Kendall statistic = -29
critical = -48

Trend not significant at 99% confidence level (α = 0.005 per tail).

Constituent: Boron Analysis Run 6/6/2020 5:15 PM View: Trend Tests

Plant Miller Client: Southern Company Data: Miller Ash Pond

Sanitas™ v.9.6.24 Sanitas software licensed to Southern Company. UG

## Sen's Slope Estimator

MR-AP-MW-2

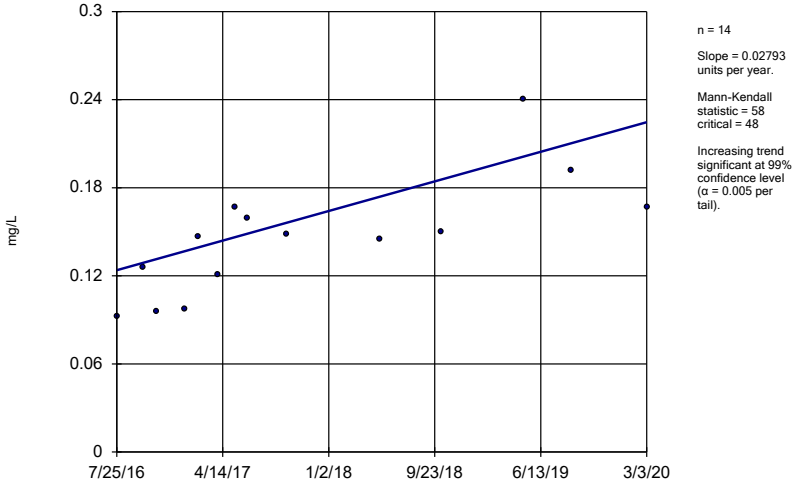


n = 14

Slope = 0.02793 units per year.

Mann-Kendall statistic = 58
critical = 48

Increasing trend significant at 99% confidence level (α = 0.005 per tail).

Constituent: Boron Analysis Run 6/6/2020 5:15 PM View: Trend Tests

Plant Miller Client: Southern Company Data: Miller Ash Pond

Sanitas™ v.9.6.24 Sanitas software licensed to Southern Company. UG

## Sen's Slope Estimator

MR-AP-MW-3D

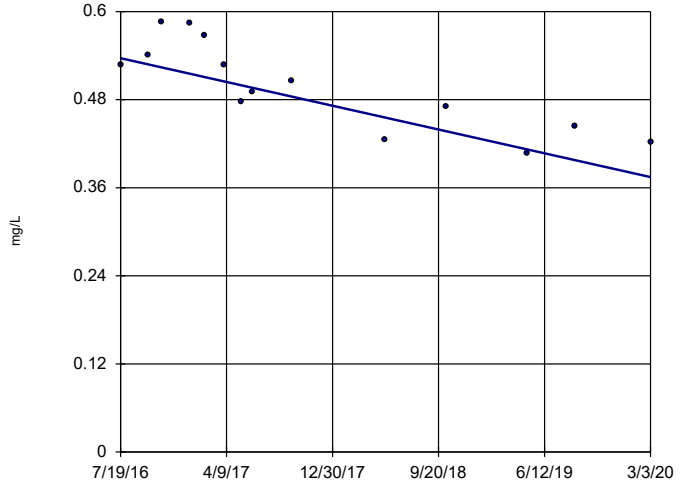


n = 14

Slope = -0.04469 units per year.

Mann-Kendall statistic = -62
critical = -48

Decreasing trend significant at 99% confidence level (α = 0.005 per tail).

Constituent: Boron Analysis Run 6/6/2020 5:15 PM View: Trend Tests

Plant Miller Client: Southern Company Data: Miller Ash Pond

Sanitas™ v.9.6.24 Sanitas software licensed to Southern Company. UG

## Sen's Slope Estimator

MR-AP-MW-3S

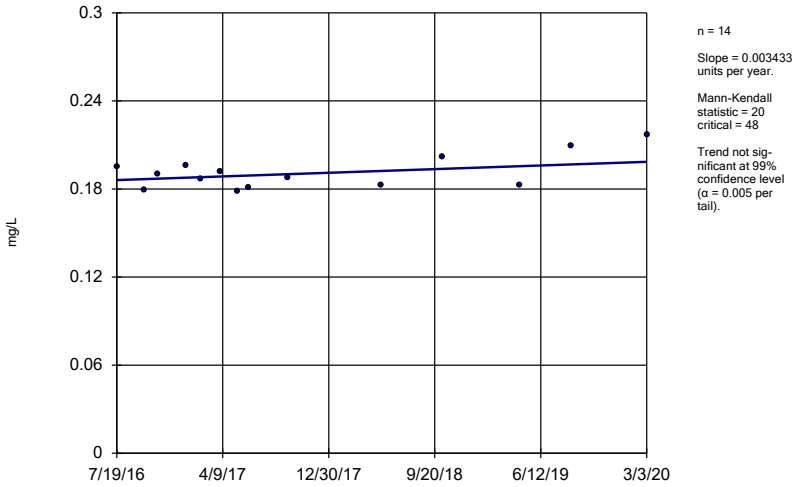


n = 14

Slope = 0.003433 units per year.

Mann-Kendall statistic = 20
critical = 48

Trend not significant at 99% confidence level (α = 0.005 per tail).

Constituent: Boron Analysis Run 6/6/2020 5:15 PM View: Trend Tests

Plant Miller Client: Southern Company Data: Miller Ash Pond

Sanitas™ v.9.6.24 Sanitas software licensed to Southern Company. UG

## Sen's Slope Estimator

MR-AP-MW-4

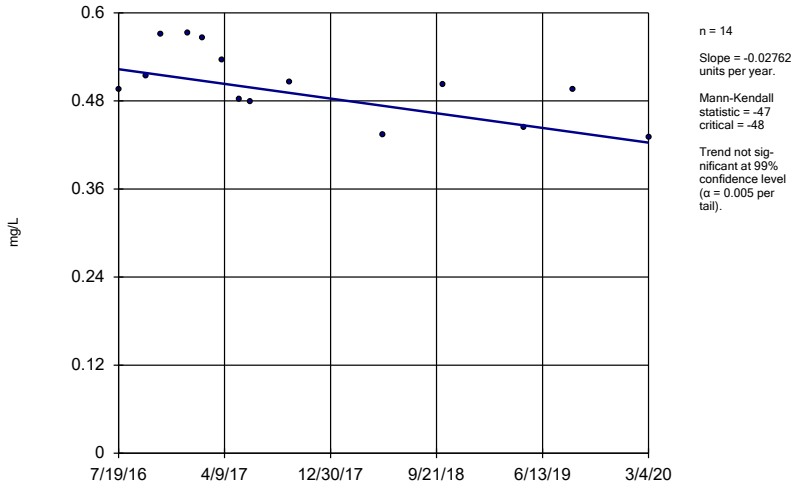


n = 14

Slope = -0.02762 units per year.

Mann-Kendall statistic = -47
critical = -48

Trend not significant at 99% confidence level (α = 0.005 per tail).

Constituent: Boron Analysis Run 6/6/2020 5:15 PM View: Trend Tests

Plant Miller Client: Southern Company Data: Miller Ash Pond

Sanitas™ v.9.6.24 Sanitas software licensed to Southern Company. UG

## Sen's Slope Estimator

MR-AP-MW-5

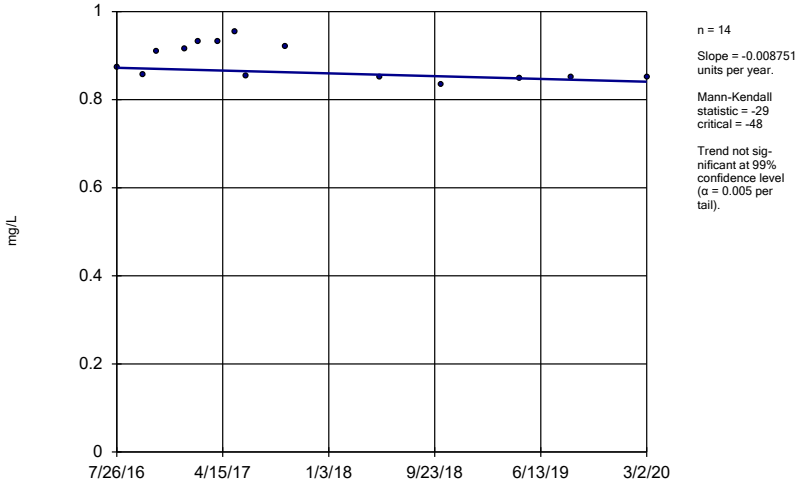


n = 14

Slope = -0.008751 units per year.

Mann-Kendall statistic = -29
critical = -48

Trend not significant at 99% confidence level (α = 0.005 per tail).

Constituent: Boron Analysis Run 6/6/2020 5:15 PM View: Trend Tests

Plant Miller Client: Southern Company Data: Miller Ash Pond

Sanitas™ v.9.6.24 Sanitas software licensed to Southern Company. UG

## Sen's Slope Estimator

MR-AP-PZ-5

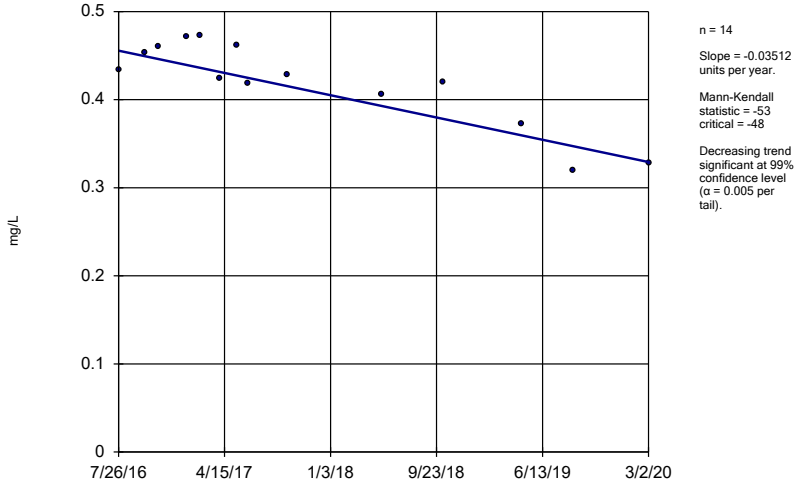


n = 14

Slope = -0.03512 units per year.

Mann-Kendall statistic = -53
critical = -48

Decreasing trend significant at 99% confidence level (α = 0.005 per tail).

Constituent: Boron Analysis Run 6/6/2020 5:15 PM View: Trend Tests

Plant Miller Client: Southern Company Data: Miller Ash Pond

Sanitas™ v.9.6.24 Sanitas software licensed to Southern Company. UG

## Sen's Slope Estimator

MR-AP-MW-6

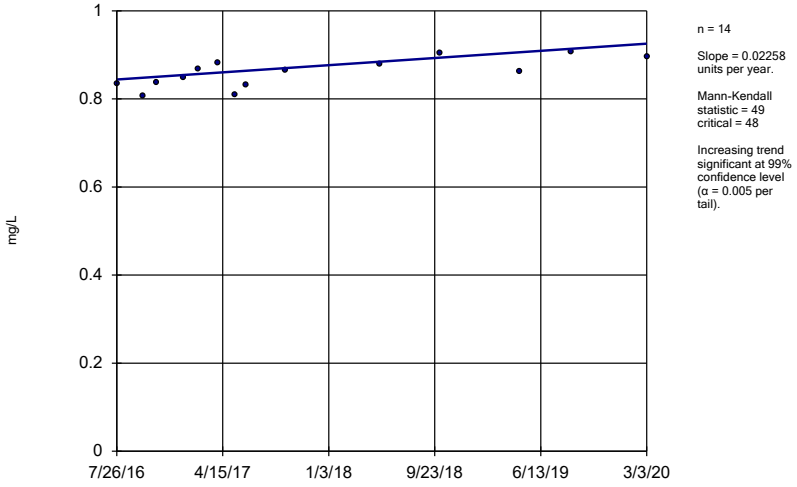


n = 14

Slope = 0.02258 units per year.

Mann-Kendall statistic = 49
critical = 48

Increasing trend significant at 99% confidence level (α = 0.005 per tail).

Constituent: Boron Analysis Run 6/6/2020 5:15 PM View: Trend Tests

Plant Miller Client: Southern Company Data: Miller Ash Pond

Sanitas™ v.9.6.24 Sanitas software licensed to Southern Company. UG

## Sen's Slope Estimator

MR-AP-MW-7D

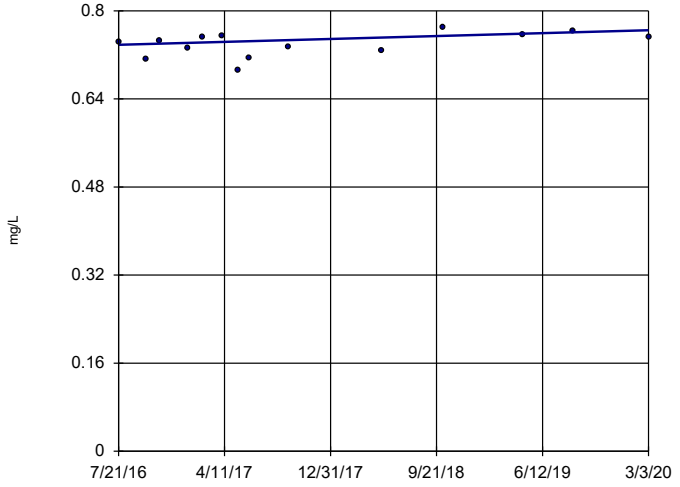


n = 14

Slope = 0.007324 units per year.

Mann-Kendall statistic = 29
critical = 48

Trend not significant at 99% confidence level (α = 0.005 per tail).

Constituent: Boron Analysis Run 6/6/2020 5:15 PM View: Trend Tests

Plant Miller Client: Southern Company Data: Miller Ash Pond

Sanitas™ v.9.6.24 Sanitas software licensed to Southern Company. UG

## Sen's Slope Estimator

MR-AP-MW-7S

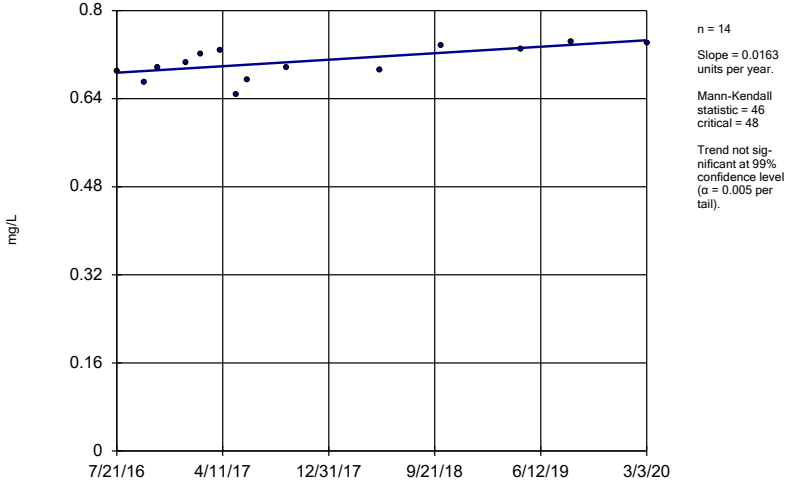


n = 14

Slope = 0.0163 units per year.

Mann-Kendall statistic = 46
critical = 48

Trend not significant at 99% confidence level (α = 0.005 per tail).

Constituent: Boron Analysis Run 6/6/2020 5:15 PM View: Trend Tests

Plant Miller Client: Southern Company Data: Miller Ash Pond

Sanitas™ v.9.6.24 Sanitas software licensed to Southern Company. UG

## Sen's Slope Estimator

MR-AP-MW-8D

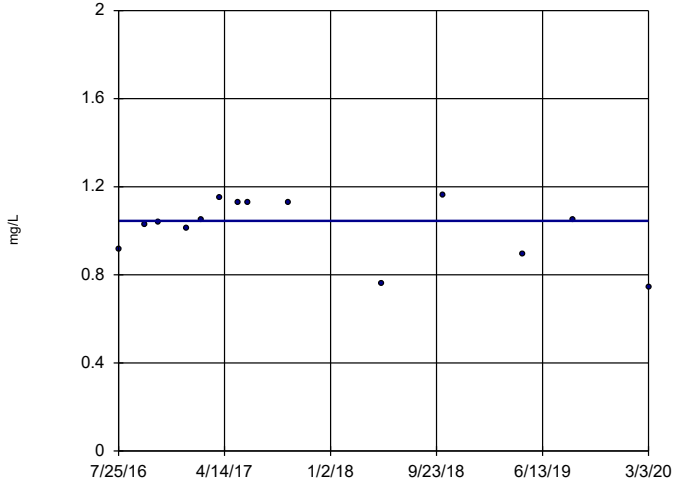


n = 14

Slope = 0 units per year.

Mann-Kendall statistic = 3
critical = 48

Trend not significant at 99% confidence level (α = 0.005 per tail).

Constituent: Boron Analysis Run 6/6/2020 5:15 PM View: Trend Tests

Plant Miller Client: Southern Company Data: Miller Ash Pond

Sanitas™ v.9.6.24 Sanitas software licensed to Southern Company. UG

## Sen's Slope Estimator

MR-AP-MW-8S

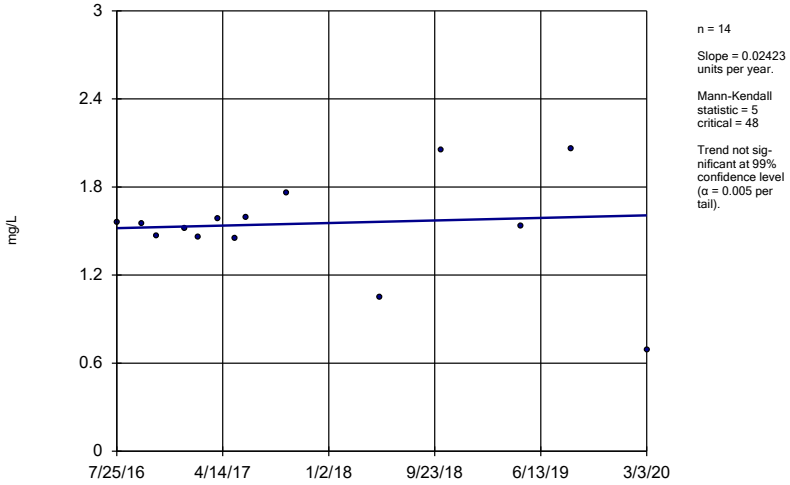


n = 14

Slope = 0.02423 units per year.

Mann-Kendall statistic = 5
critical = 48

Trend not significant at 99% confidence level (α = 0.005 per tail).

Constituent: Boron Analysis Run 6/6/2020 5:15 PM View: Trend Tests

Plant Miller Client: Southern Company Data: Miller Ash Pond

Sanitas™ v.9.6.24 Sanitas software licensed to Southern Company. UG

## Sen's Slope Estimator

MR-AP-MW-9D

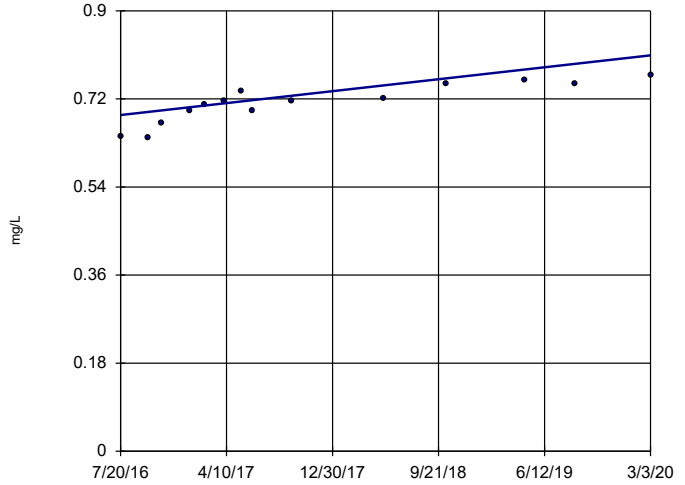


n = 14

Slope = 0.03366 units per year.

Mann-Kendall statistic = 72
critical = 48

Increasing trend significant at 99% confidence level (α = 0.005 per tail).

Constituent: Boron Analysis Run 6/6/2020 5:15 PM View: Trend Tests

Plant Miller Client: Southern Company Data: Miller Ash Pond

Sanitas™ v.9.6.24 Sanitas software licensed to Southern Company. UG

## Sen's Slope Estimator

MR-AP-MW-9S

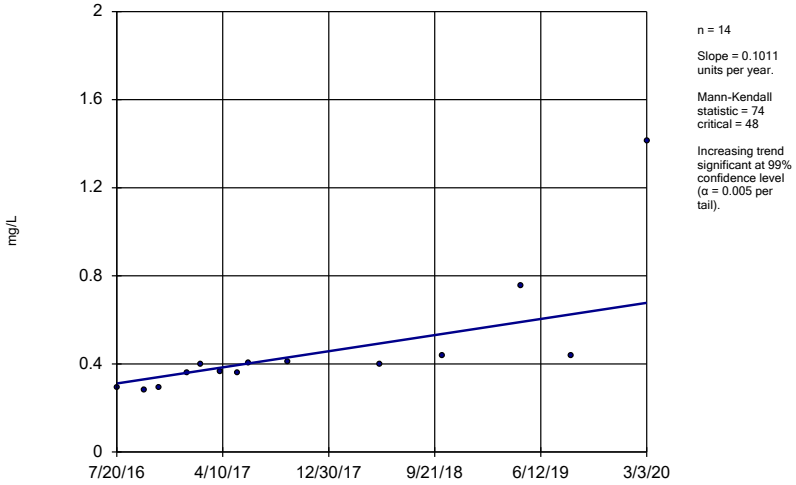


n = 14

Slope = 0.1011 units per year.

Mann-Kendall statistic = 74
critical = 48

Increasing trend significant at 99% confidence level (α = 0.005 per tail).

Constituent: Boron Analysis Run 6/6/2020 5:15 PM View: Trend Tests

Plant Miller Client: Southern Company Data: Miller Ash Pond

Sanitas™ v.9.6.24 Sanitas software licensed to Southern Company. UG

## Sen's Slope Estimator

MR-AP-MW-10

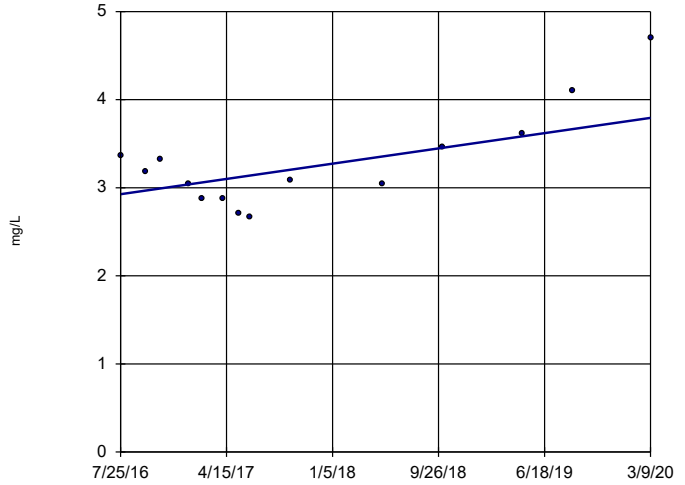


n = 14

Slope = 0.239 units per year.

Mann-Kendall statistic = 22
critical = 48

Trend not significant at 99% confidence level (α = 0.005 per tail).

Constituent: Boron Analysis Run 6/6/2020 5:15 PM View: Trend Tests

Plant Miller Client: Southern Company Data: Miller Ash Pond

Sanitas™ v.9.6.24 Sanitas software licensed to Southern Company. UG

## Sen's Slope Estimator

MR-AP-MW-12

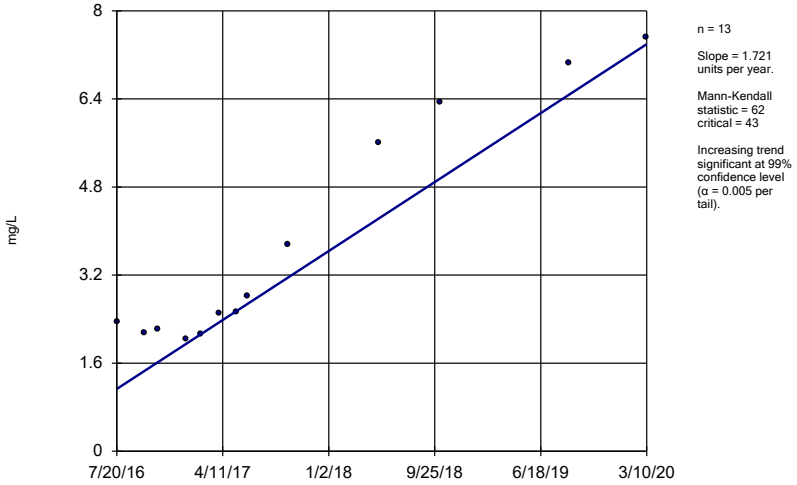


n = 13

Slope = 1.721 units per year.

Mann-Kendall statistic = 62
critical = 43

Increasing trend significant at 99% confidence level (α = 0.005 per tail).

Constituent: Boron Analysis Run 6/6/2020 5:16 PM View: Trend Tests

Plant Miller Client: Southern Company Data: Miller Ash Pond

Sanitas™ v.9.6.24 Sanitas software licensed to Southern Company. UG

## Sen's Slope Estimator

MR-AP-MW-14

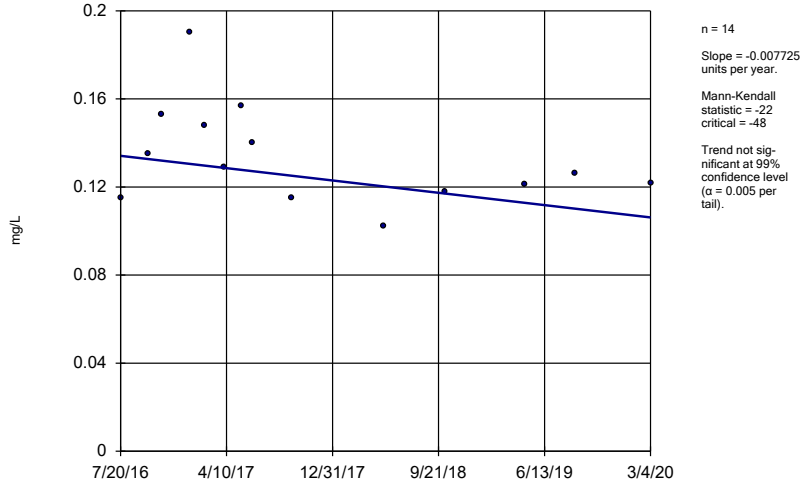


n = 14

Slope = -0.007725 units per year.

Mann-Kendall statistic = -22
critical = -48

Trend not significant at 99% confidence level (α = 0.005 per tail).

Constituent: Boron Analysis Run 6/6/2020 5:16 PM View: Trend Tests

Plant Miller Client: Southern Company Data: Miller Ash Pond

Sanitas™ v.9.6.24 Sanitas software licensed to Southern Company. UG

## Sen's Slope Estimator

MR-AP-MW-15

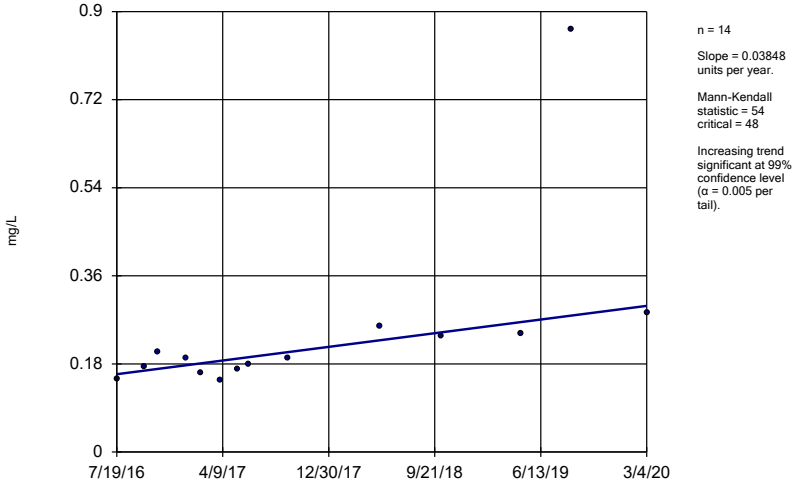


n = 14

Slope = 0.03848 units per year.

Mann-Kendall statistic = 54
critical = 48

Increasing trend significant at 99% confidence level (α = 0.005 per tail).

Constituent: Boron Analysis Run 6/6/2020 5:16 PM View: Trend Tests

Plant Miller Client: Southern Company Data: Miller Ash Pond

Sanitas™ v.9.6.24 Sanitas software licensed to Southern Company. UG

## Sen's Slope Estimator

MR-AP-MW-16

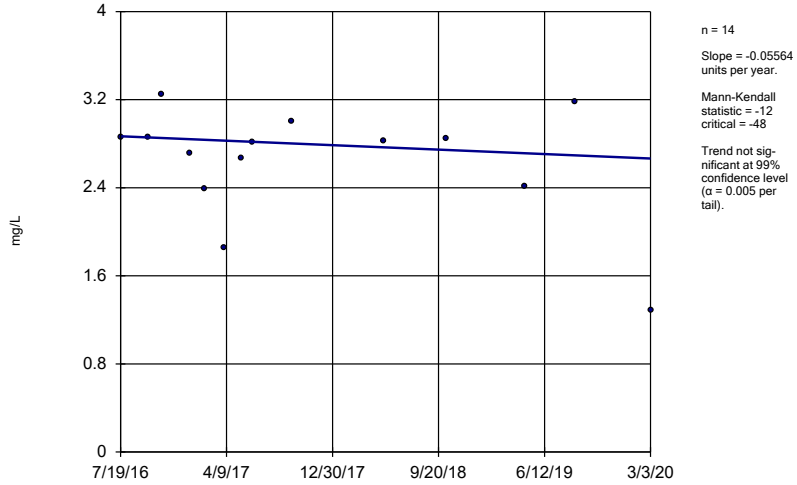


n = 14

Slope = -0.05564 units per year.

Mann-Kendall statistic = -12
critical = -48

Trend not significant at 99% confidence level (α = 0.005 per tail).

Constituent: Boron Analysis Run 6/6/2020 5:16 PM View: Trend Tests

Plant Miller Client: Southern Company Data: Miller Ash Pond

Sanitas™ v.9.6.24 Sanitas software licensed to Southern Company. UG

## Sen's Slope Estimator

GS-AP-MW-13 (bg)

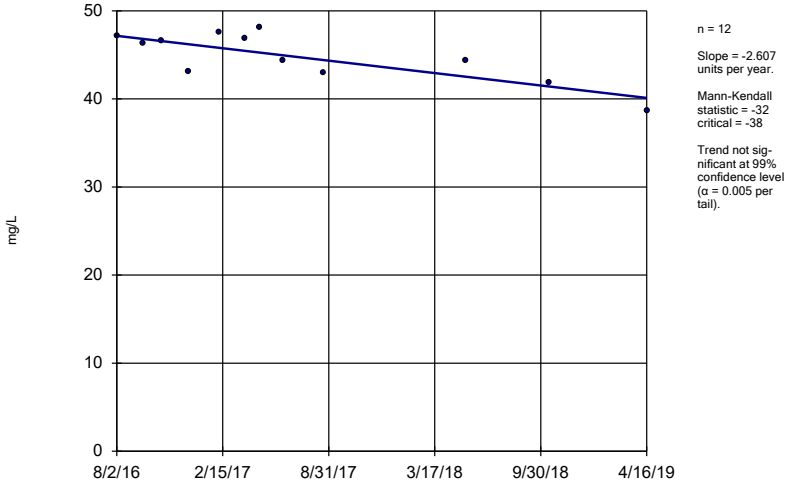


n = 12

Slope = -2.607 units per year.

Mann-Kendall statistic = -32
critical = -38

Trend not significant at 99% confidence level (α = 0.005 per tail).

Constituent: Calcium Analysis Run 6/6/2020 5:16 PM View: Trend Tests

Plant Miller Client: Southern Company Data: Miller Ash Pond

Sanitas™ v.9.6.24 Sanitas software licensed to Southern Company. UG

## Sen's Slope Estimator

GS-AP-MW-8 (bg)

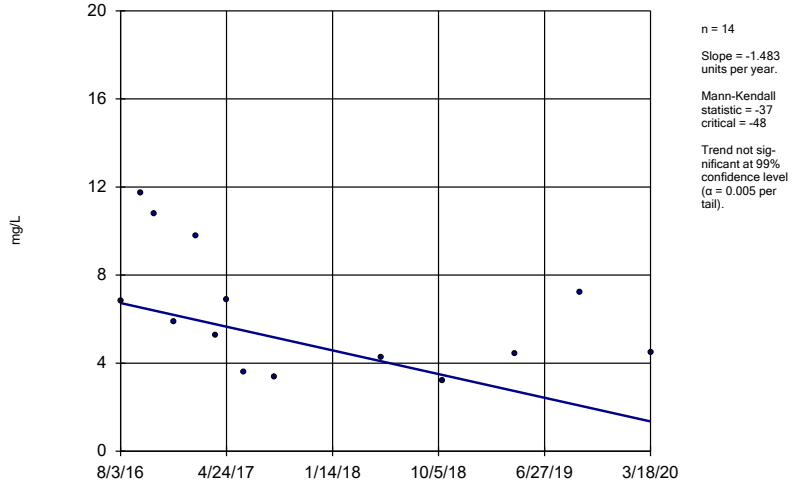


n = 14

Slope = -1.483 units per year.

Mann-Kendall statistic = -37
critical = -48

Trend not significant at 99% confidence level (α = 0.005 per tail).

Constituent: Calcium Analysis Run 6/6/2020 5:16 PM View: Trend Tests

Plant Miller Client: Southern Company Data: Miller Ash Pond

Sanitas™ v.9.6.24 Sanitas software licensed to Southern Company. UG

## Sen's Slope Estimator

MR-AP-MW-1

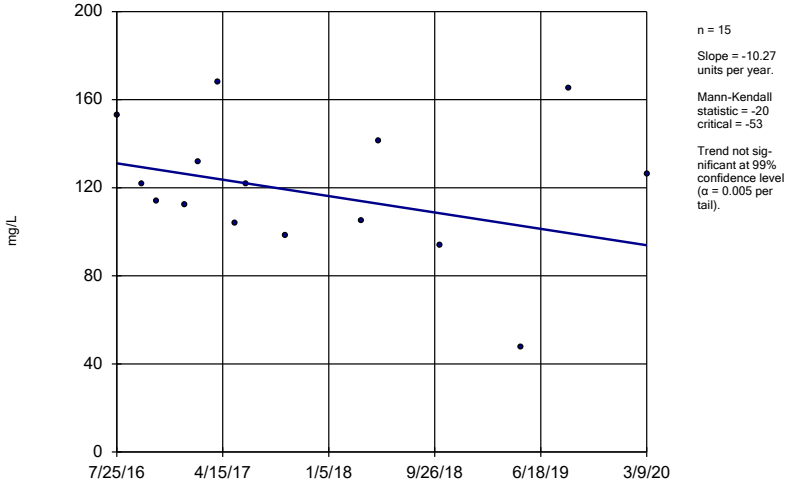


n = 15

Slope = -10.27 units per year.

Mann-Kendall statistic = -20
critical = -53

Trend not significant at 99% confidence level (α = 0.005 per tail).

Constituent: Calcium Analysis Run 6/6/2020 5:16 PM View: Trend Tests

Plant Miller Client: Southern Company Data: Miller Ash Pond

Sanitas™ v.9.6.24 Sanitas software licensed to Southern Company. UG

## Sen's Slope Estimator

MR-AP-MW-2

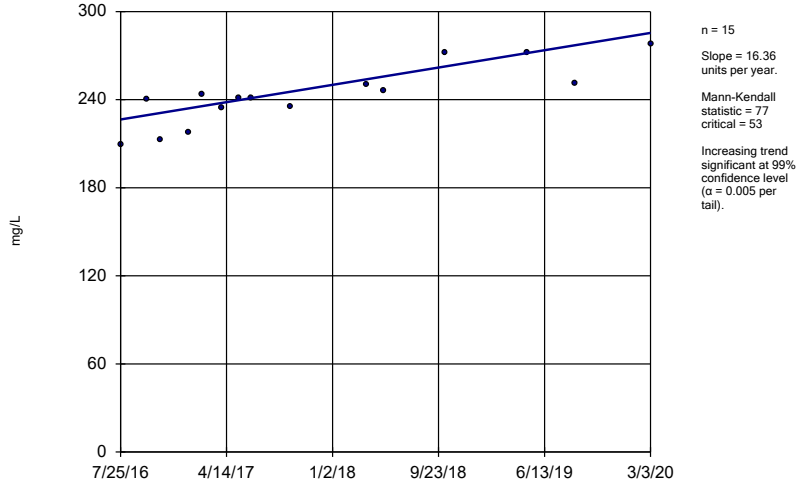


n = 15

Slope = 16.36 units per year.

Mann-Kendall statistic = 77
critical = 53

Increasing trend significant at 99% confidence level (α = 0.005 per tail).

Constituent: Calcium Analysis Run 6/6/2020 5:16 PM View: Trend Tests

Plant Miller Client: Southern Company Data: Miller Ash Pond

Sanitas™ v.9.6.24 Sanitas software licensed to Southern Company. UG

## Sen's Slope Estimator

MR-AP-MW-3D

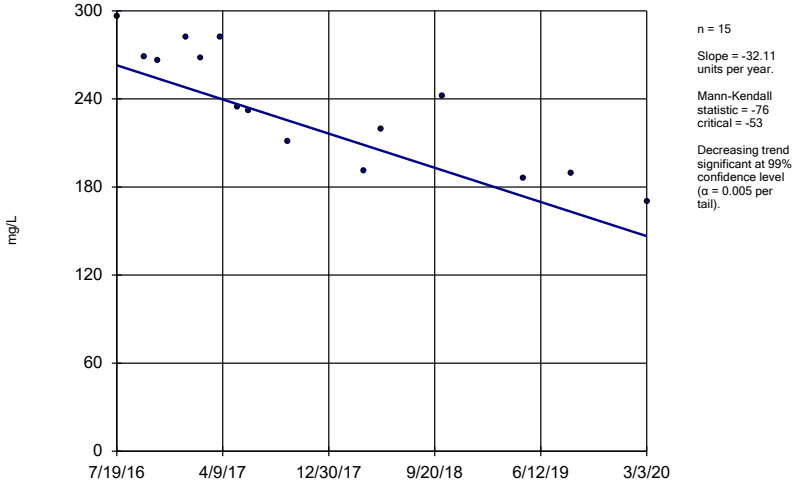


n = 15

Slope = -32.11 units per year.

Mann-Kendall statistic = -76
critical = -53

Decreasing trend significant at 99% confidence level (α = 0.005 per tail).

Constituent: Calcium Analysis Run 6/6/2020 5:16 PM View: Trend Tests

Plant Miller Client: Southern Company Data: Miller Ash Pond

Sanitas™ v.9.6.24 Sanitas software licensed to Southern Company. UG

## Sen's Slope Estimator

MR-AP-MW-4

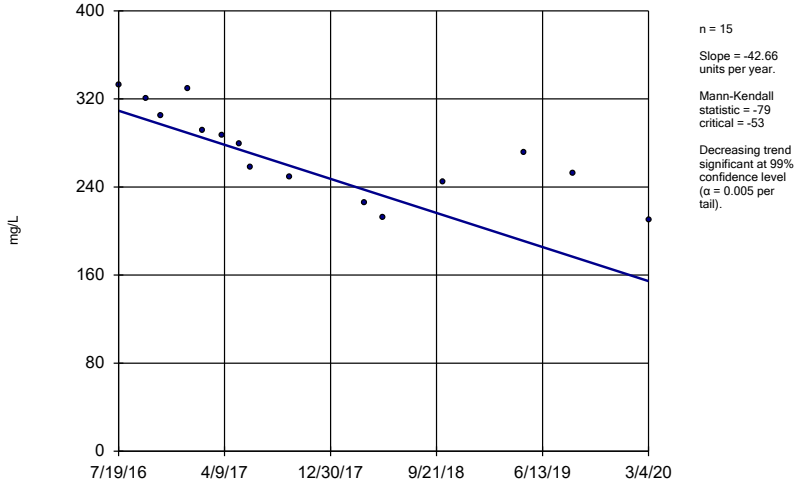


n = 15

Slope = -42.66 units per year.

Mann-Kendall statistic = -79
critical = -53

Decreasing trend significant at 99% confidence level (α = 0.005 per tail).

Constituent: Calcium Analysis Run 6/6/2020 5:16 PM View: Trend Tests

Plant Miller Client: Southern Company Data: Miller Ash Pond

Sanitas™ v.9.6.24 Sanitas software licensed to Southern Company. UG

## Sen's Slope Estimator

MR-AP-MW-5

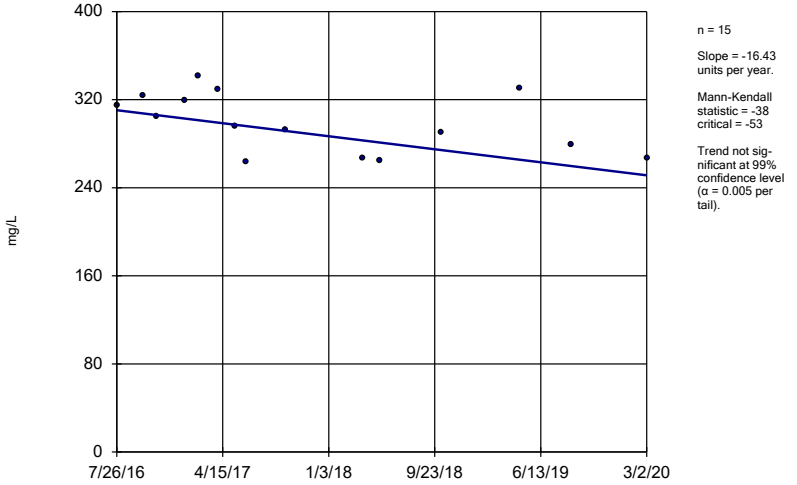


n = 15

Slope = -16.43 units per year.

Mann-Kendall statistic = -38
critical = -53

Trend not significant at 99% confidence level (α = 0.005 per tail).

Constituent: Calcium Analysis Run 6/6/2020 5:16 PM View: Trend Tests

Plant Miller Client: Southern Company Data: Miller Ash Pond

Sanitas™ v.9.6.24 Sanitas software licensed to Southern Company. UG

## Sen's Slope Estimator

MR-AP-MW-6

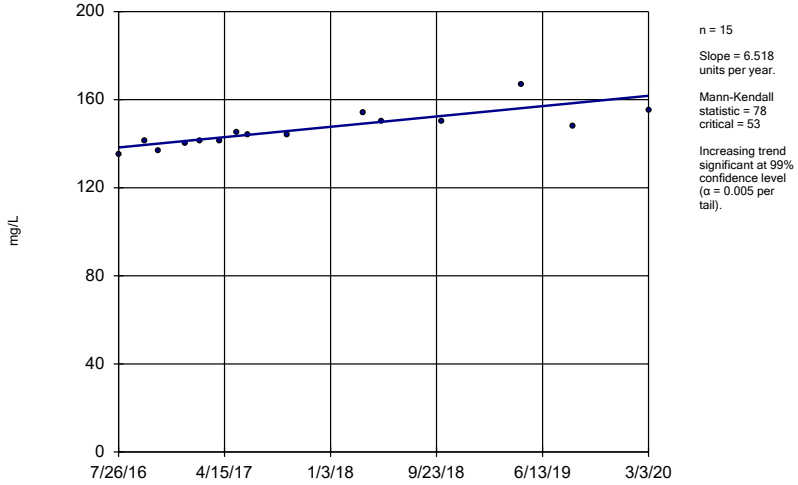


n = 15

Slope = 6.518 units per year.

Mann-Kendall statistic = 78
critical = 53

Increasing trend significant at 99% confidence level (α = 0.005 per tail).

Constituent: Calcium Analysis Run 6/6/2020 5:16 PM View: Trend Tests

Plant Miller Client: Southern Company Data: Miller Ash Pond

Sanitas™ v.9.6.24 Sanitas software licensed to Southern Company. UG

## Sen's Slope Estimator

MR-AP-MW-7D

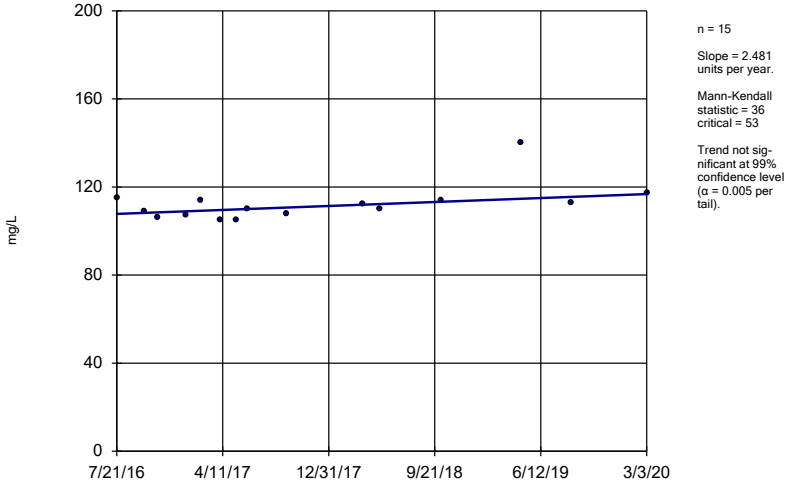


n = 15

Slope = 2.481 units per year.

Mann-Kendall statistic = 36
critical = 53

Trend not significant at 99% confidence level (α = 0.005 per tail).

Constituent: Calcium Analysis Run 6/6/2020 5:16 PM View: Trend Tests

Plant Miller Client: Southern Company Data: Miller Ash Pond

Sanitas™ v.9.6.24 Sanitas software licensed to Southern Company. UG

## Sen's Slope Estimator

MR-AP-MW-7S

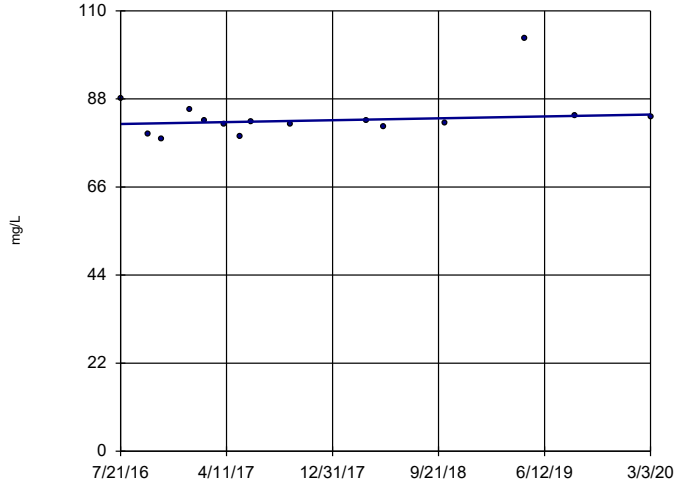


n = 15

Slope = 0.6518 units per year.

Mann-Kendall statistic = 18
critical = 53

Trend not significant at 99% confidence level (α = 0.005 per tail).

Constituent: Calcium Analysis Run 6/6/2020 5:16 PM View: Trend Tests

Plant Miller Client: Southern Company Data: Miller Ash Pond

Sanitas™ v.9.6.24 Sanitas software licensed to Southern Company. UG

## Sen's Slope Estimator

MR-AP-MW-8D

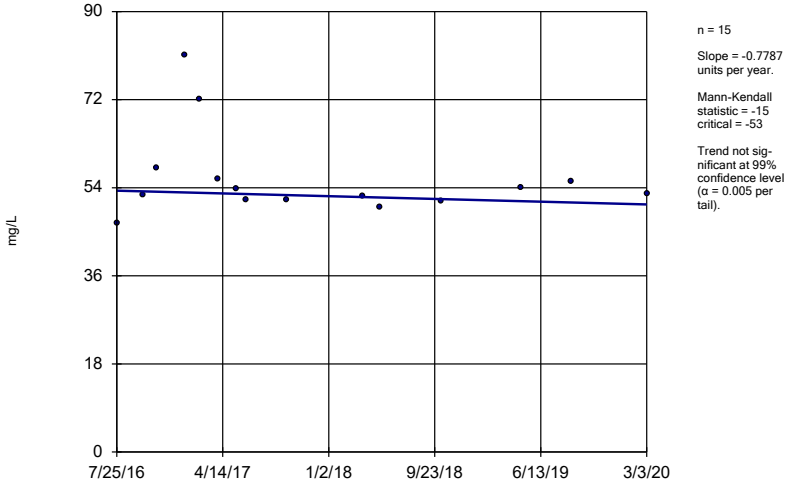


n = 15

Slope = -0.7787 units per year.

Mann-Kendall statistic = -15
critical = -53

Trend not significant at 99% confidence level (α = 0.005 per tail).

Constituent: Calcium Analysis Run 6/6/2020 5:16 PM View: Trend Tests

Plant Miller Client: Southern Company Data: Miller Ash Pond

Sanitas™ v.9.6.24 Sanitas software licensed to Southern Company. UG

## Sen's Slope Estimator

MR-AP-MW-8S

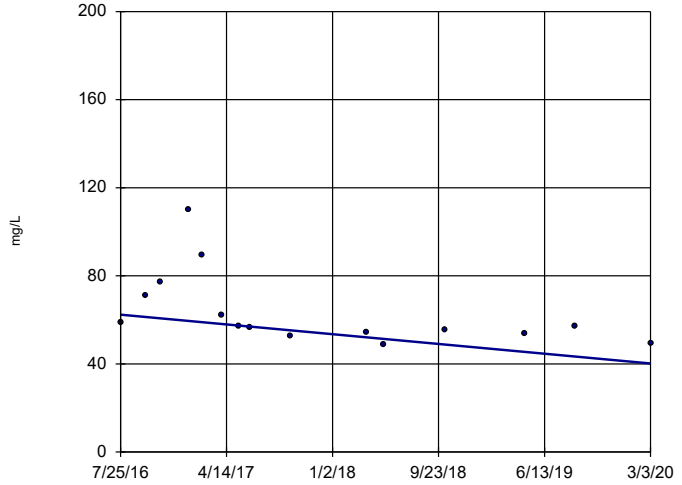


n = 15

Slope = -6.136 units per year.

Mann-Kendall statistic = -59
critical = -53

Decreasing trend significant at 99% confidence level (α = 0.005 per tail).

Constituent: Calcium Analysis Run 6/6/2020 5:16 PM View: Trend Tests

Plant Miller Client: Southern Company Data: Miller Ash Pond

Sanitas™ v.9.6.24 Sanitas software licensed to Southern Company. UG

## Sen's Slope Estimator

MR-AP-MW-9D

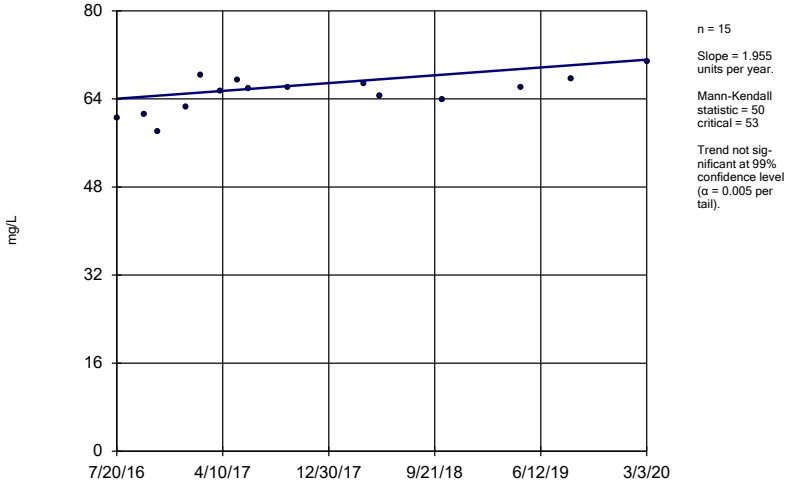


n = 15

Slope = 1.955 units per year.

Mann-Kendall statistic = 50
critical = 53

Trend not significant at 99% confidence level (α = 0.005 per tail).

Constituent: Calcium Analysis Run 6/6/2020 5:16 PM View: Trend Tests

Plant Miller Client: Southern Company Data: Miller Ash Pond

Sanitas™ v.9.6.24 Sanitas software licensed to Southern Company. UG

## Sen's Slope Estimator

MR-AP-MW-9S

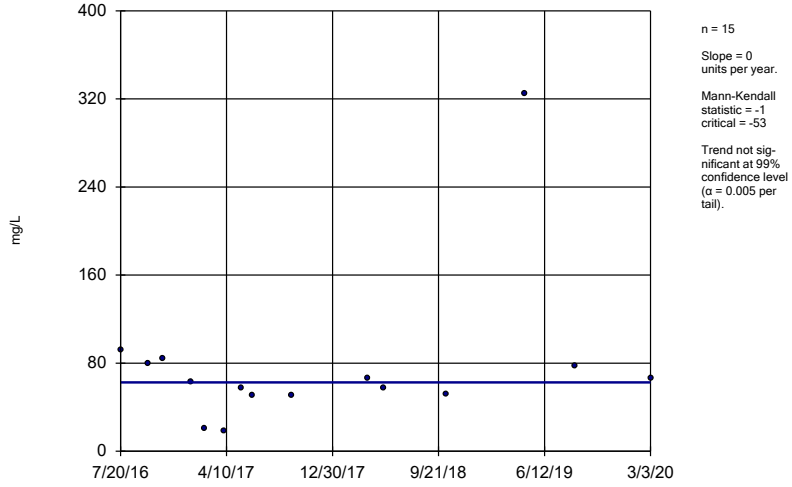


n = 15

Slope = 0 units per year.

Mann-Kendall statistic = -1
critical = -53

Trend not significant at 99% confidence level (α = 0.005 per tail).

Constituent: Calcium Analysis Run 6/6/2020 5:16 PM View: Trend Tests

Plant Miller Client: Southern Company Data: Miller Ash Pond

Sanitas™ v.9.6.24 Sanitas software licensed to Southern Company. UG

## Sen's Slope Estimator

MR-AP-MW-10

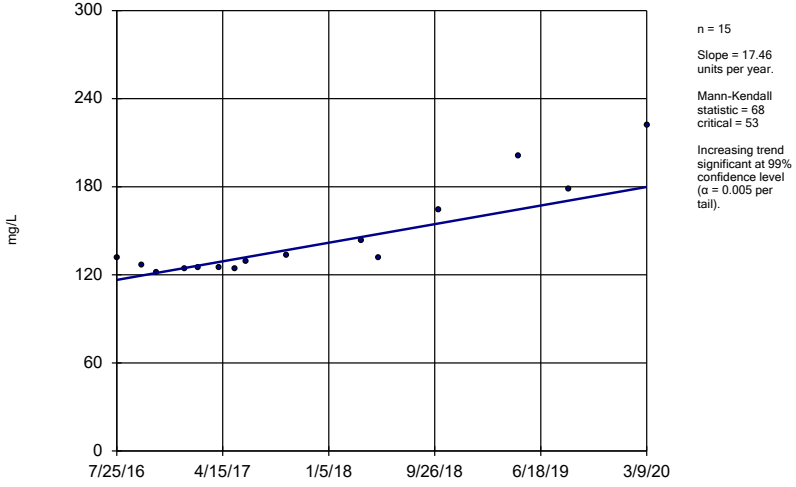


n = 15

Slope = 17.46 units per year.

Mann-Kendall statistic = 68
critical = 53

Increasing trend significant at 99% confidence level (α = 0.005 per tail).

Constituent: Calcium Analysis Run 6/6/2020 5:16 PM View: Trend Tests

Plant Miller Client: Southern Company Data: Miller Ash Pond

Sanitas™ v.9.6.24 Sanitas software licensed to Southern Company. UG

## Sen's Slope Estimator

MR-AP-MW-11

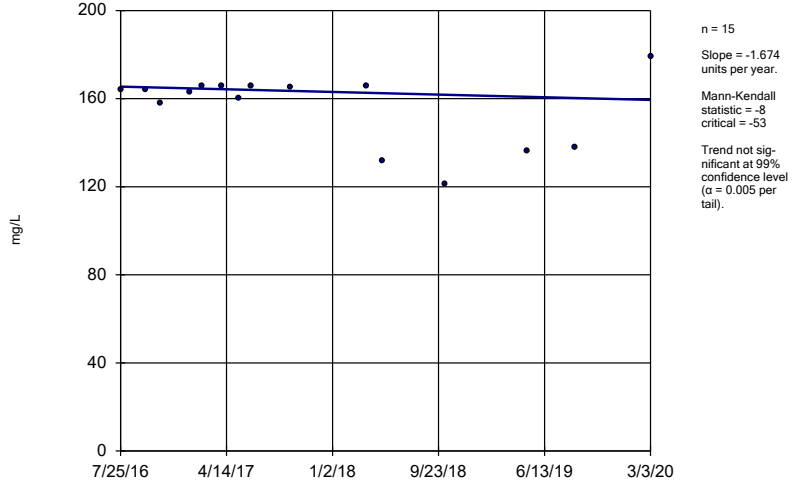


n = 15

Slope = -1.674 units per year.

Mann-Kendall statistic = -8
critical = -53

Trend not significant at 99% confidence level (α = 0.005 per tail).

Constituent: Calcium Analysis Run 6/6/2020 5:16 PM View: Trend Tests

Plant Miller Client: Southern Company Data: Miller Ash Pond

Sanitas™ v.9.6.24 Sanitas software licensed to Southern Company. UG

## Sen's Slope Estimator

MR-AP-MW-12

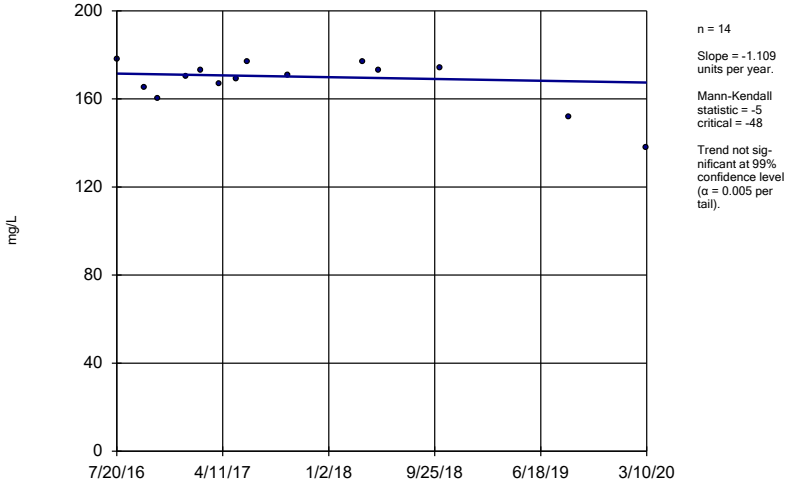


n = 14

Slope = -1.109 units per year.

Mann-Kendall statistic = -5
critical = -48

Trend not significant at 99% confidence level (α = 0.005 per tail).

Constituent: Calcium Analysis Run 6/6/2020 5:17 PM View: Trend Tests

Plant Miller Client: Southern Company Data: Miller Ash Pond

Sanitas™ v.9.6.24 Sanitas software licensed to Southern Company. UG

## Sen's Slope Estimator

MR-AP-MW-16

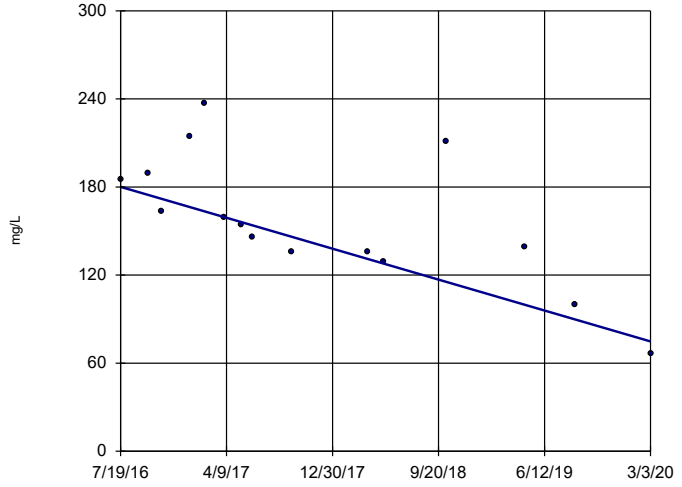


n = 15

Slope = -29.05 units per year.

Mann-Kendall statistic = -64
critical = -53

Decreasing trend significant at 99% confidence level (α = 0.005 per tail).

Constituent: Calcium Analysis Run 6/6/2020 5:17 PM View: Trend Tests

Plant Miller Client: Southern Company Data: Miller Ash Pond

Sanitas™ v.9.6.24 Sanitas software licensed to Southern Company. UG

## Sen's Slope Estimator

GS-AP-MW-13 (bg)

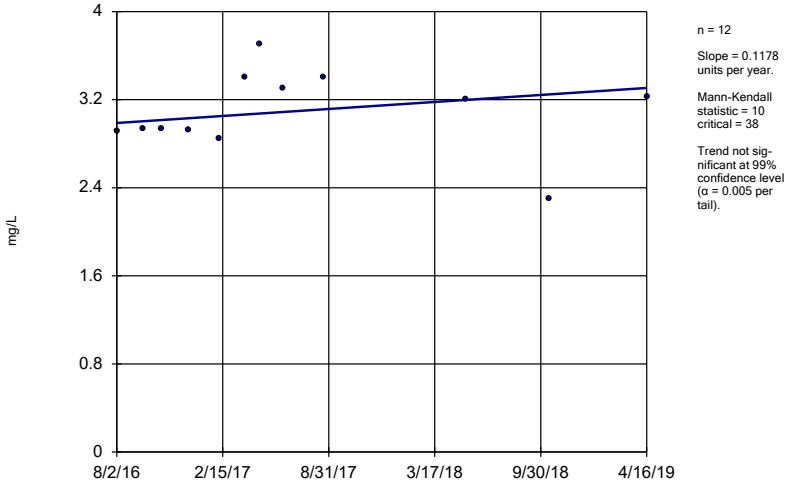


n = 12

Slope = 0.1178 units per year.

Mann-Kendall statistic = 10
critical = 38

Trend not significant at 99% confidence level (α = 0.005 per tail).

Constituent: Chloride Analysis Run 6/6/2020 5:17 PM View: Trend Tests

Plant Miller Client: Southern Company Data: Miller Ash Pond

Sanitas™ v.9.6.24 Sanitas software licensed to Southern Company. UG

## Sen's Slope Estimator

GS-AP-MW-8 (bg)

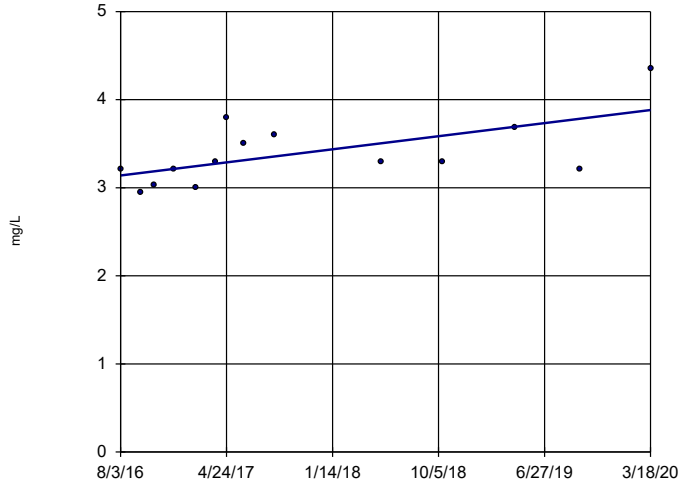


n = 14

Slope = 0.2052 units per year.

Mann-Kendall statistic = 43
critical = 48

Trend not significant at 99% confidence level (α = 0.005 per tail).

Constituent: Chloride Analysis Run 6/6/2020 5:17 PM View: Trend Tests

Plant Miller Client: Southern Company Data: Miller Ash Pond

Sanitas™ v.9.6.24 Sanitas software licensed to Southern Company. UG

## Sen's Slope Estimator

MR-AP-MW-1

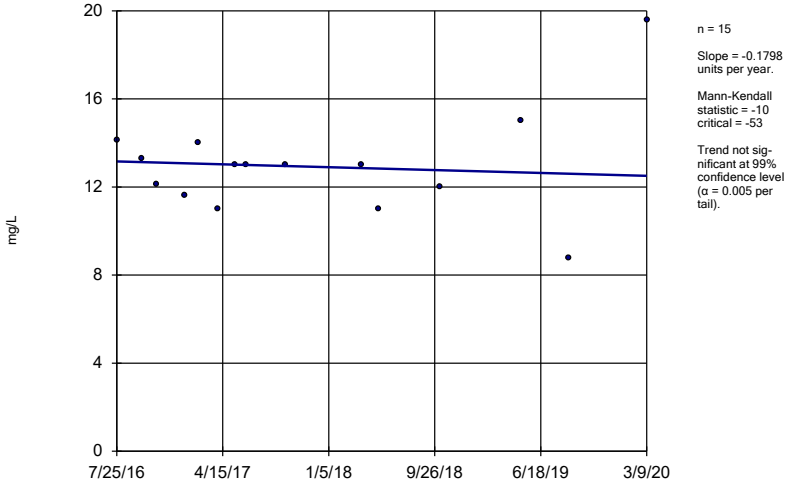


n = 15

Slope = -0.1798 units per year.

Mann-Kendall statistic = -10 critical = -53

Trend not significant at 99% confidence level (α = 0.005 per tail).

Constituent: Chloride Analysis Run 6/6/2020 5:17 PM View: Trend Tests

Plant Miller Client: Southern Company Data: Miller Ash Pond

Sanitas™ v.9.6.24 Sanitas software licensed to Southern Company. UG

## Sen's Slope Estimator

MR-AP-MW-2

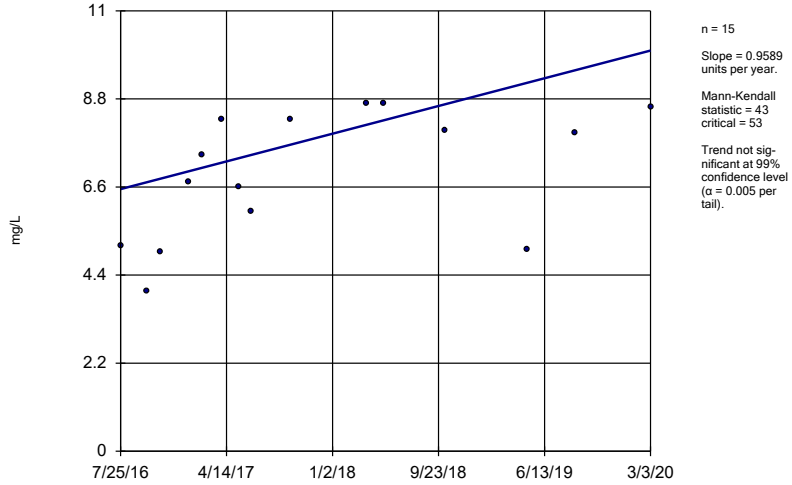


n = 15

Slope = 0.9589 units per year.

Mann-Kendall statistic = 43 critical = 53

Trend not significant at 99% confidence level (α = 0.005 per tail).

Constituent: Chloride Analysis Run 6/6/2020 5:17 PM View: Trend Tests

Plant Miller Client: Southern Company Data: Miller Ash Pond

Sanitas™ v.9.6.24 Sanitas software licensed to Southern Company. UG

## Sen's Slope Estimator

MR-AP-MW-3D

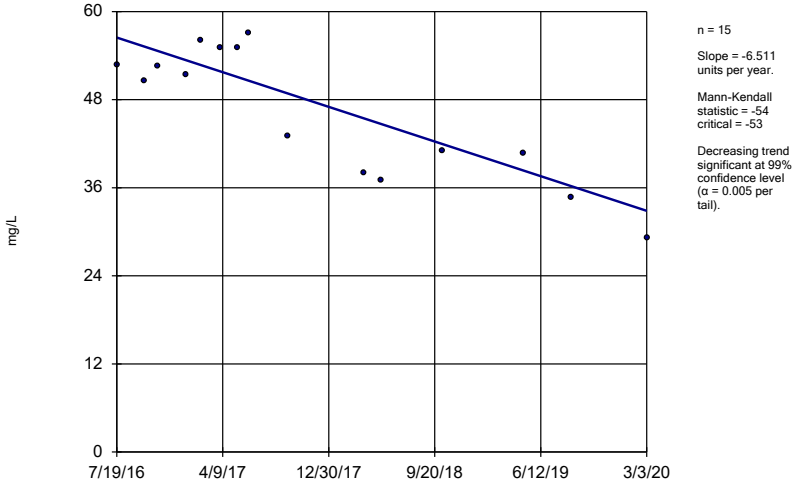


n = 15

Slope = -6.511 units per year.

Mann-Kendall statistic = -54 critical = -53

Decreasing trend significant at 99% confidence level (α = 0.005 per tail).

Constituent: Chloride Analysis Run 6/6/2020 5:17 PM View: Trend Tests

Plant Miller Client: Southern Company Data: Miller Ash Pond

Sanitas™ v.9.6.24 Sanitas software licensed to Southern Company. UG

## Sen's Slope Estimator

MR-AP-MW-3S

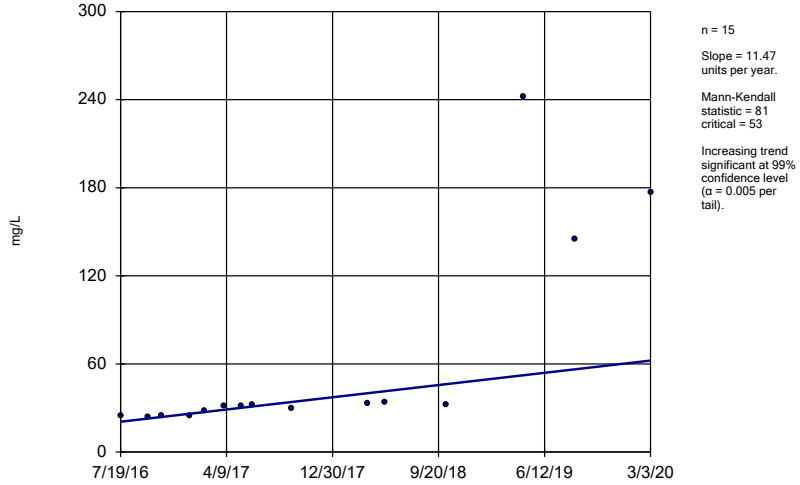


n = 15

Slope = 11.47 units per year.

Mann-Kendall statistic = 81 critical = 53

Increasing trend significant at 99% confidence level (α = 0.005 per tail).

Constituent: Chloride Analysis Run 6/6/2020 5:17 PM View: Trend Tests

Plant Miller Client: Southern Company Data: Miller Ash Pond

Sanitas™ v.9.6.24 Sanitas software licensed to Southern Company. UG

## Sen's Slope Estimator

MR-AP-MW-4

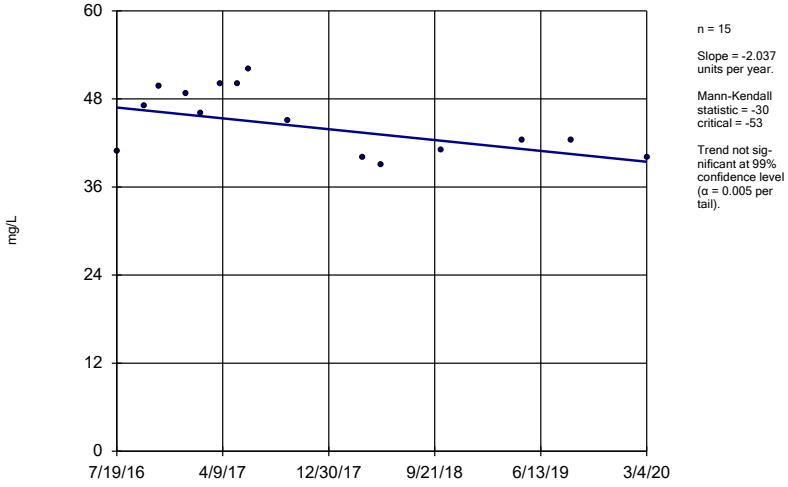


n = 15

Slope = -2.037 units per year.

Mann-Kendall statistic = -30
critical = -53

Trend not significant at 99% confidence level (α = 0.005 per tail).

Constituent: Chloride Analysis Run 6/6/2020 5:17 PM View: Trend Tests

Plant Miller Client: Southern Company Data: Miller Ash Pond

Sanitas™ v.9.6.24 Sanitas software licensed to Southern Company. UG

## Sen's Slope Estimator

MR-AP-MW-5

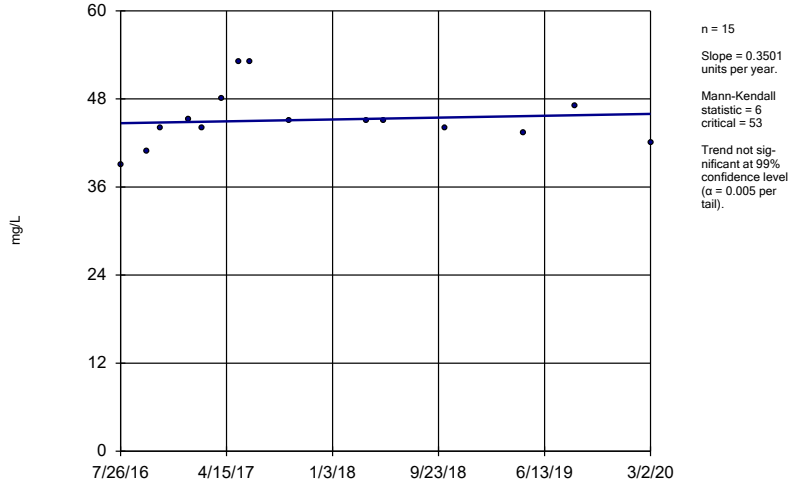


n = 15

Slope = 0.3501 units per year.

Mann-Kendall statistic = 6
critical = 53

Trend not significant at 99% confidence level (α = 0.005 per tail).

Constituent: Chloride Analysis Run 6/6/2020 5:17 PM View: Trend Tests

Plant Miller Client: Southern Company Data: Miller Ash Pond

Sanitas™ v.9.6.24 Sanitas software licensed to Southern Company. UG

## Sen's Slope Estimator

MR-AP-PZ-5

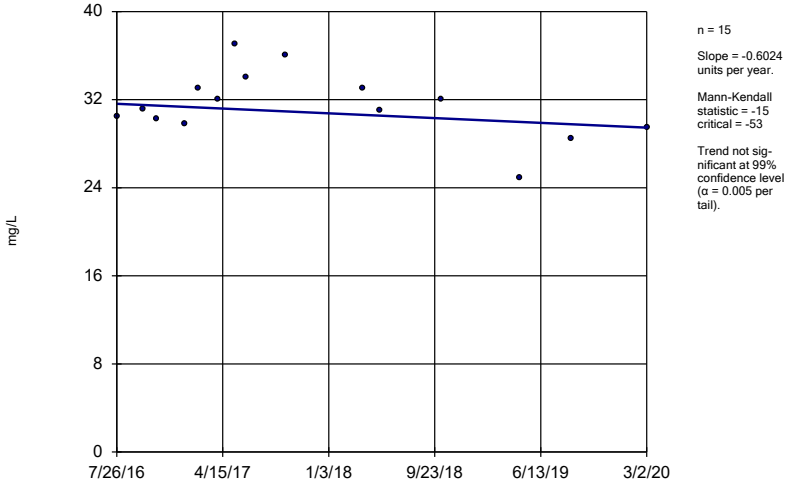


n = 15

Slope = -0.6024 units per year.

Mann-Kendall statistic = -15
critical = -53

Trend not significant at 99% confidence level (α = 0.005 per tail).

Constituent: Chloride Analysis Run 6/6/2020 5:17 PM View: Trend Tests

Plant Miller Client: Southern Company Data: Miller Ash Pond

Sanitas™ v.9.6.24 Sanitas software licensed to Southern Company. UG

## Sen's Slope Estimator

MR-AP-MW-6

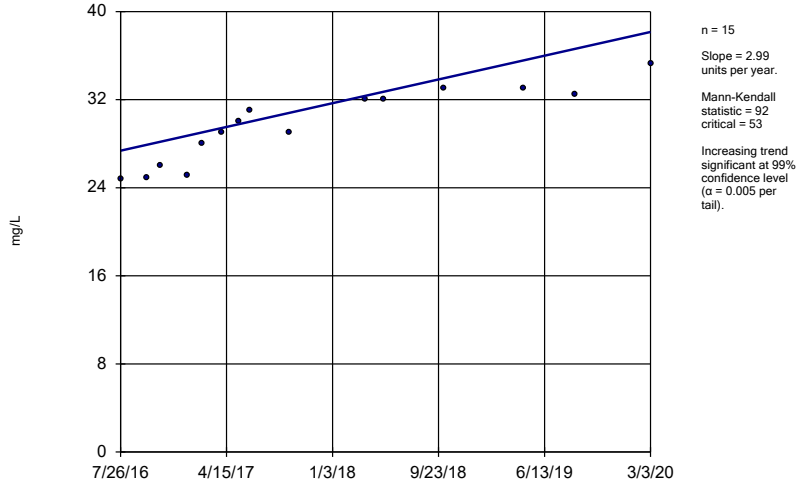


n = 15

Slope = 2.99 units per year.

Mann-Kendall statistic = 92
critical = 53

Increasing trend significant at 99% confidence level (α = 0.005 per tail).

Constituent: Chloride Analysis Run 6/6/2020 5:17 PM View: Trend Tests

Plant Miller Client: Southern Company Data: Miller Ash Pond

Sanitas™ v.9.6.24 Sanitas software licensed to Southern Company. UG

## Sen's Slope Estimator

MR-AP-MW-7D

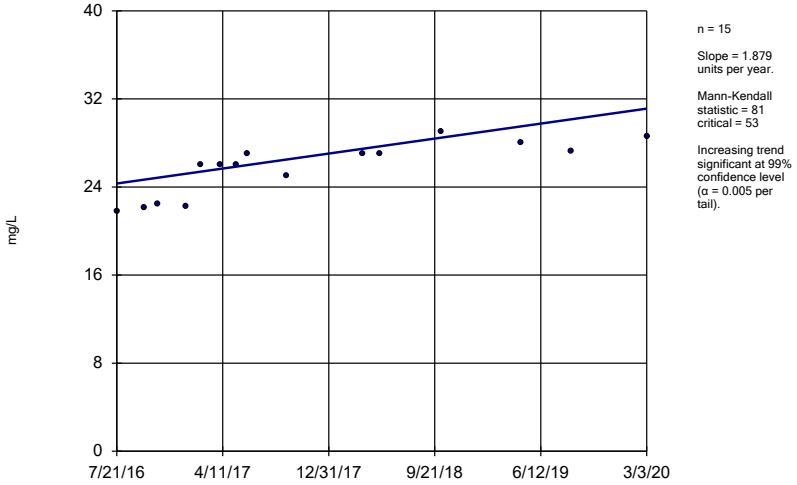


n = 15

Slope = 1.879 units per year.

Mann-Kendall statistic = 81
critical = 53

Increasing trend significant at 99% confidence level (α = 0.005 per tail).

Constituent: Chloride Analysis Run 6/6/2020 5:17 PM View: Trend Tests

Plant Miller Client: Southern Company Data: Miller Ash Pond

Sanitas™ v.9.6.24 Sanitas software licensed to Southern Company. UG

## Sen's Slope Estimator

MR-AP-MW-7S

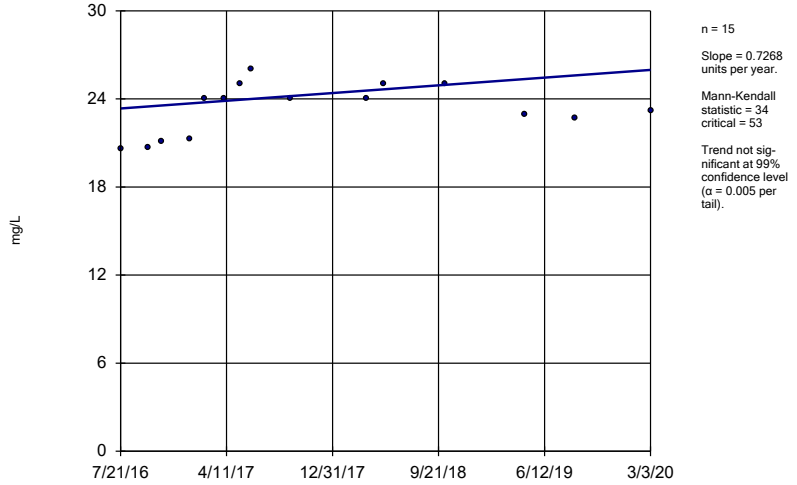


n = 15

Slope = 0.7268 units per year.

Mann-Kendall statistic = 34
critical = 53

Trend not significant at 99% confidence level (α = 0.005 per tail).

Constituent: Chloride Analysis Run 6/6/2020 5:17 PM View: Trend Tests

Plant Miller Client: Southern Company Data: Miller Ash Pond

Sanitas™ v.9.6.24 Sanitas software licensed to Southern Company. UG

## Sen's Slope Estimator

MR-AP-MW-8D

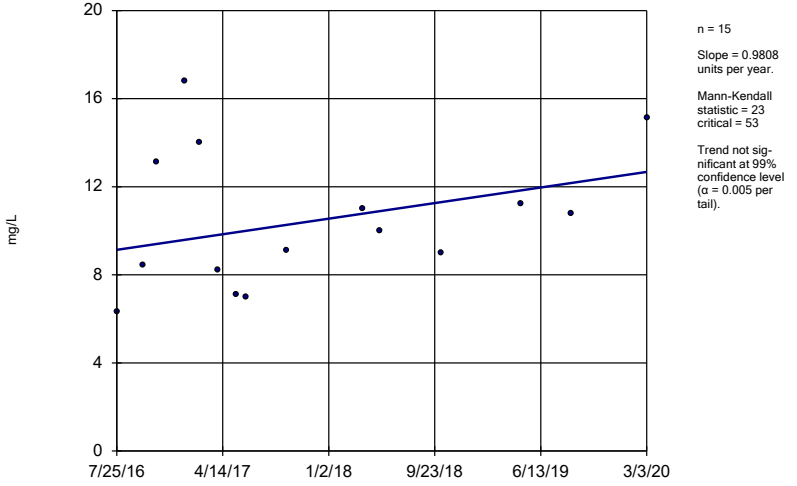


n = 15

Slope = 0.9808 units per year.

Mann-Kendall statistic = 23
critical = 53

Trend not significant at 99% confidence level (α = 0.005 per tail).

Constituent: Chloride Analysis Run 6/6/2020 5:17 PM View: Trend Tests

Plant Miller Client: Southern Company Data: Miller Ash Pond

Sanitas™ v.9.6.24 Sanitas software licensed to Southern Company. UG

## Sen's Slope Estimator

MR-AP-MW-8S

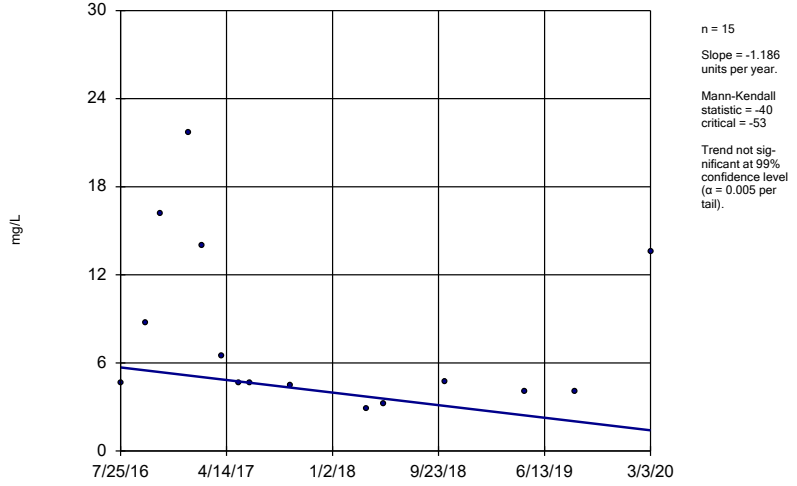


n = 15

Slope = -1.186 units per year.

Mann-Kendall statistic = -40
critical = -53

Trend not significant at 99% confidence level (α = 0.005 per tail).

Constituent: Chloride Analysis Run 6/6/2020 5:17 PM View: Trend Tests

Plant Miller Client: Southern Company Data: Miller Ash Pond

Sanitas™ v.9.6.24 Sanitas software licensed to Southern Company. UG

## Sen's Slope Estimator

MR-AP-MW-9D

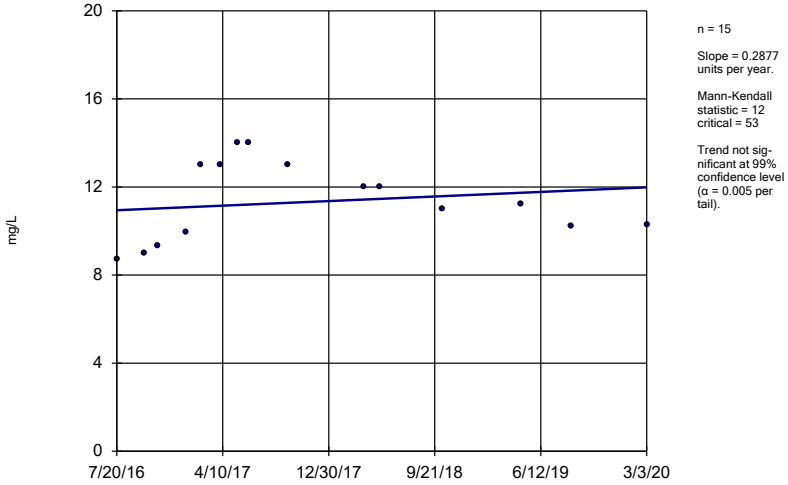


n = 15

Slope = 0.2877 units per year.

Mann-Kendall statistic = 12 critical = 53

Trend not significant at 99% confidence level (α = 0.005 per tail).

Constituent: Chloride Analysis Run 6/6/2020 5:18 PM View: Trend Tests

Plant Miller Client: Southern Company Data: Miller Ash Pond

Sanitas™ v.9.6.24 Sanitas software licensed to Southern Company. UG

## Sen's Slope Estimator

MR-AP-MW-9S

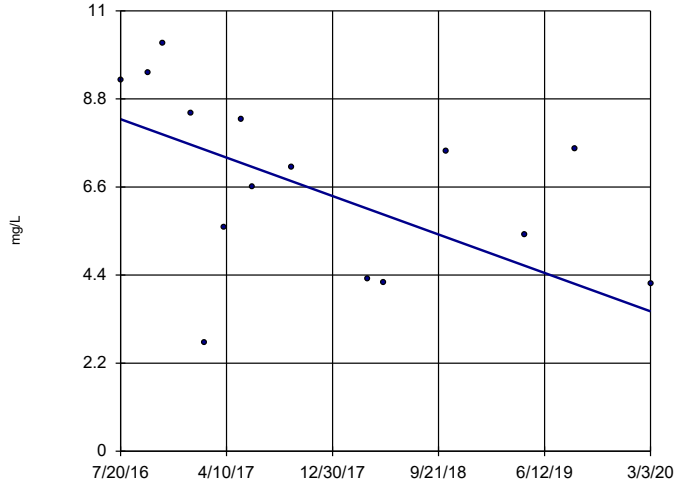


n = 15

Slope = -1.325 units per year.

Mann-Kendall statistic = -43 critical = -53

Trend not significant at 99% confidence level (α = 0.005 per tail).

Constituent: Chloride Analysis Run 6/6/2020 5:18 PM View: Trend Tests

Plant Miller Client: Southern Company Data: Miller Ash Pond

Sanitas™ v.9.6.24 Sanitas software licensed to Southern Company. UG

## Sen's Slope Estimator

MR-AP-MW-10

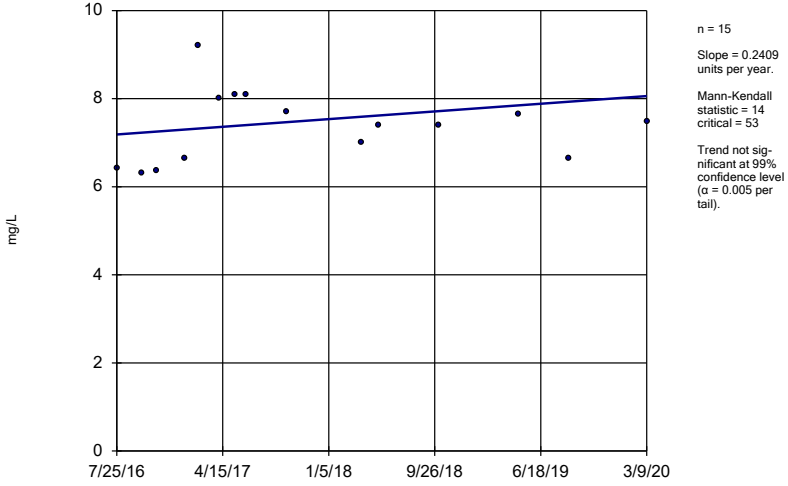


n = 15

Slope = 0.2409 units per year.

Mann-Kendall statistic = 14 critical = 53

Trend not significant at 99% confidence level (α = 0.005 per tail).

Constituent: Chloride Analysis Run 6/6/2020 5:18 PM View: Trend Tests

Plant Miller Client: Southern Company Data: Miller Ash Pond

Sanitas™ v.9.6.24 Sanitas software licensed to Southern Company. UG

## Sen's Slope Estimator

MR-AP-MW-11

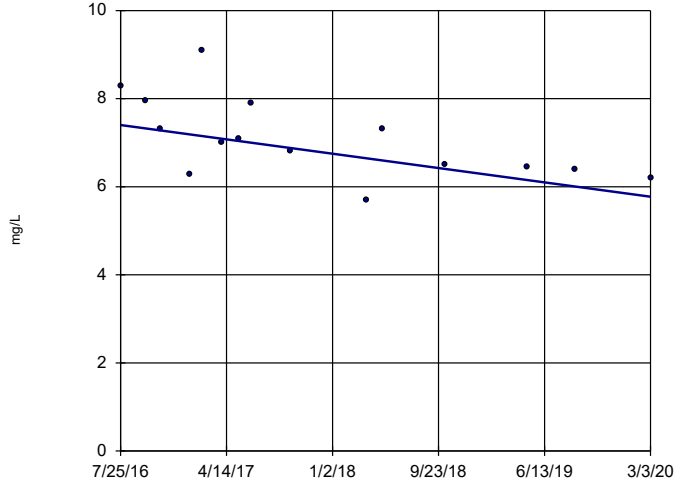


n = 15

Slope = -0.4506 units per year.

Mann-Kendall statistic = -57 critical = -53

Decreasing trend significant at 99% confidence level (α = 0.005 per tail).

Constituent: Chloride Analysis Run 6/6/2020 5:18 PM View: Trend Tests

Plant Miller Client: Southern Company Data: Miller Ash Pond

Sanitas™ v.9.6.24 Sanitas software licensed to Southern Company. UG

## Sen's Slope Estimator

MR-AP-MW-12

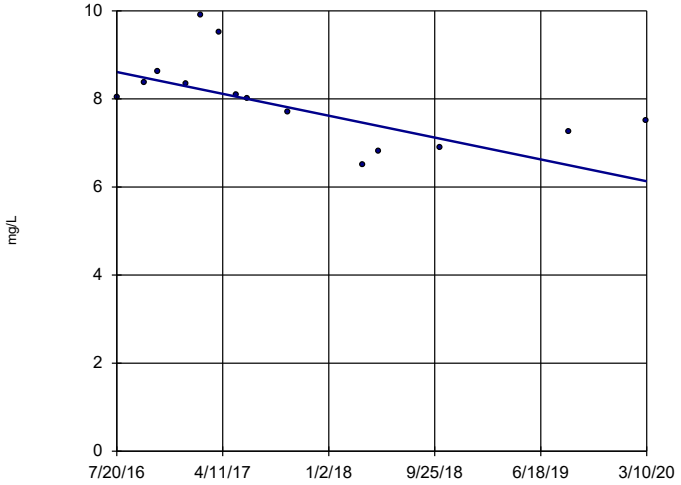


n = 14

Slope = -0.6812 units per year.

Mann-Kendall statistic = -45 critical = -48

Trend not significant at 99% confidence level (α = 0.005 per tail).

Constituent: Chloride Analysis Run 6/6/2020 5:18 PM View: Trend Tests

Plant Miller Client: Southern Company Data: Miller Ash Pond

Sanitas™ v.9.6.24 Sanitas software licensed to Southern Company. UG

## Sen's Slope Estimator

MR-AP-MW-13D

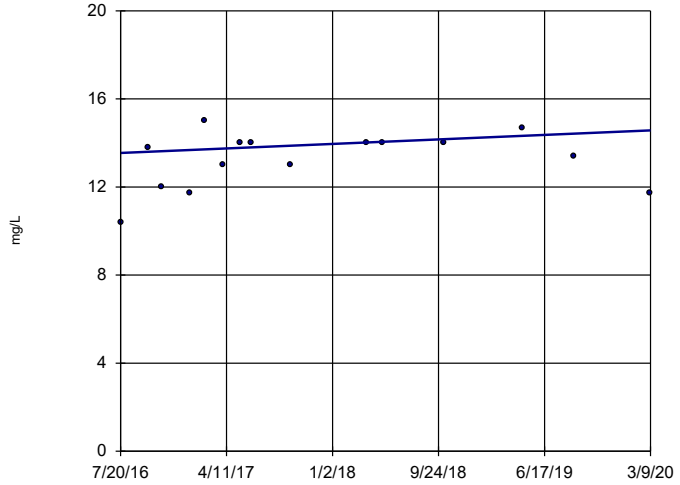


n = 15

Slope = 0.2819 units per year.

Mann-Kendall statistic = 23 critical = 53

Trend not significant at 99% confidence level (α = 0.005 per tail).

Constituent: Chloride Analysis Run 6/6/2020 5:18 PM View: Trend Tests

Plant Miller Client: Southern Company Data: Miller Ash Pond

Sanitas™ v.9.6.24 Sanitas software licensed to Southern Company. UG

## Sen's Slope Estimator

MR-AP-MW-13S

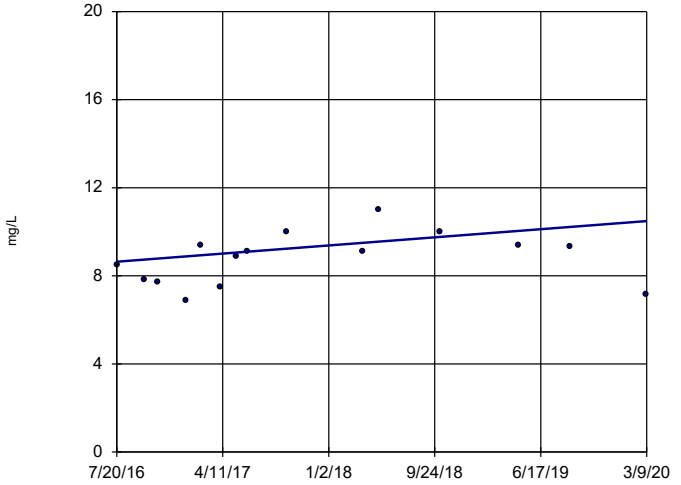


n = 15

Slope = 0.5068 units per year.

Mann-Kendall statistic = 30 critical = 53

Trend not significant at 99% confidence level (α = 0.005 per tail).

Constituent: Chloride Analysis Run 6/6/2020 5:18 PM View: Trend Tests

Plant Miller Client: Southern Company Data: Miller Ash Pond

Sanitas™ v.9.6.24 Sanitas software licensed to Southern Company. UG

## Sen's Slope Estimator

MR-AP-MW-14

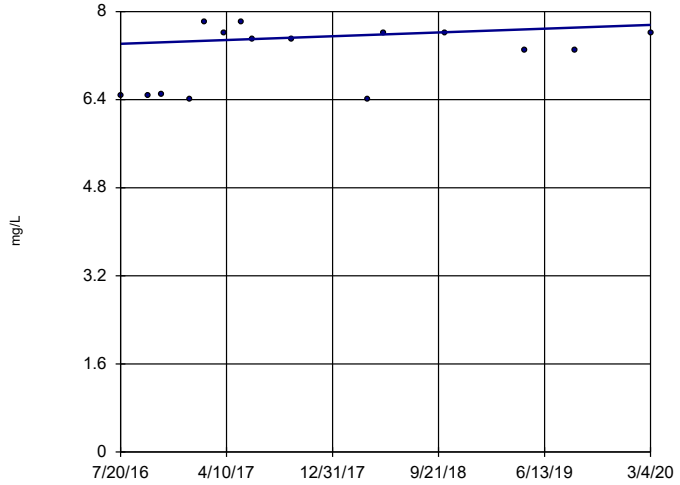


n = 15

Slope = 0.09481 units per year.

Mann-Kendall statistic = 20 critical = 53

Trend not significant at 99% confidence level (α = 0.005 per tail).

Constituent: Chloride Analysis Run 6/6/2020 5:18 PM View: Trend Tests

Plant Miller Client: Southern Company Data: Miller Ash Pond

Sanitas™ v.9.6.24 Sanitas software licensed to Southern Company. UG

## Sen's Slope Estimator

MR-AP-MW-15

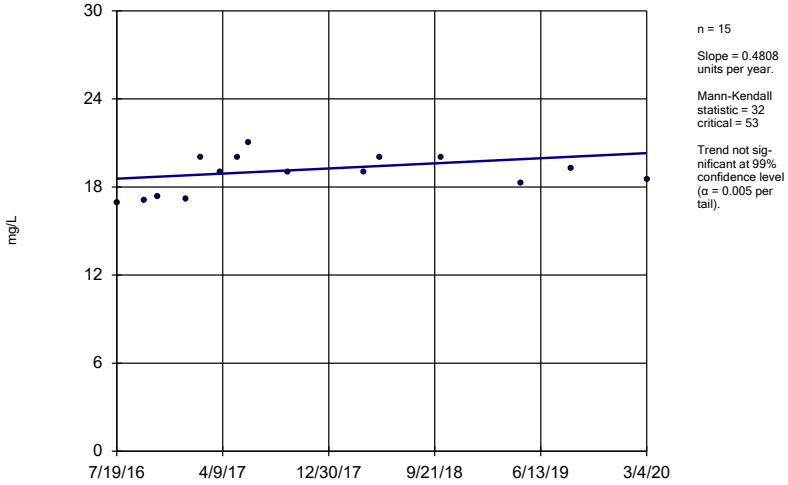


n = 15

Slope = 0.4808 units per year.

Mann-Kendall statistic = 32
critical = 53

Trend not significant at 99% confidence level (α = 0.005 per tail).

Constituent: Chloride Analysis Run 6/6/2020 5:18 PM View: Trend Tests

Plant Miller Client: Southern Company Data: Miller Ash Pond

Sanitas™ v.9.6.24 Sanitas software licensed to Southern Company. UG

## Sen's Slope Estimator

MR-AP-MW-16

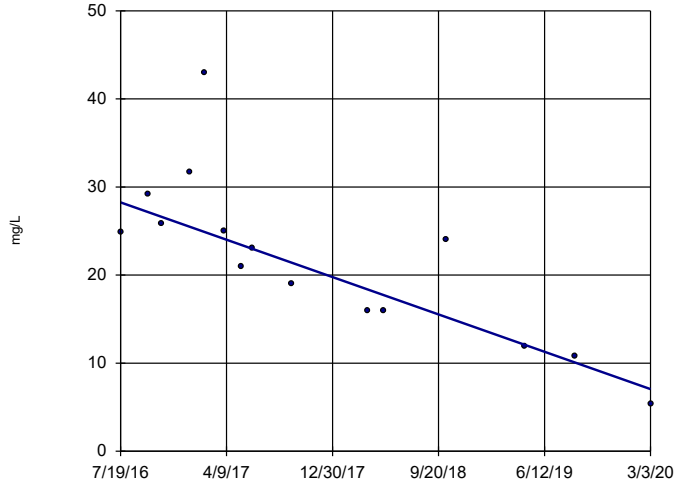


n = 15

Slope = -5.848 units per year.

Mann-Kendall statistic = -72
critical = -53

Decreasing trend significant at 99% confidence level (α = 0.005 per tail).

Constituent: Chloride Analysis Run 6/6/2020 5:18 PM View: Trend Tests

Plant Miller Client: Southern Company Data: Miller Ash Pond

Sanitas™ v.9.6.24 Sanitas software licensed to Southern Company. UG

## Sen's Slope Estimator

GS-AP-MW-13 (bg)

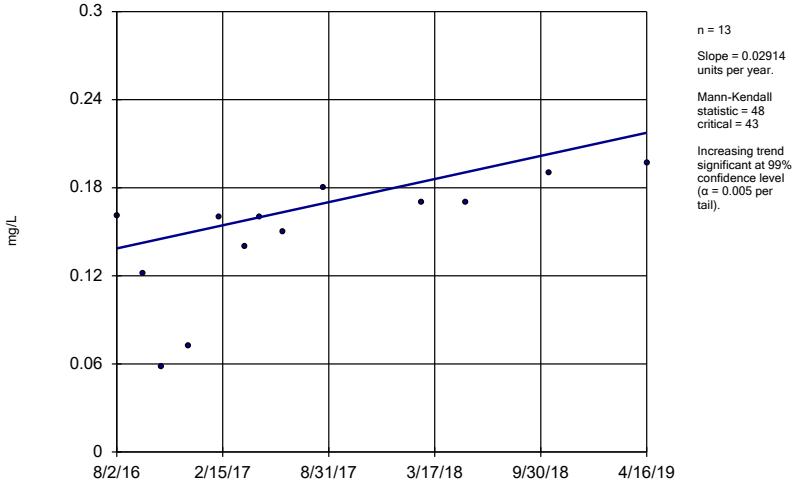


n = 13

Slope = 0.02914 units per year.

Mann-Kendall statistic = 48
critical = 43

Increasing trend significant at 99% confidence level (α = 0.005 per tail).

Constituent: Fluoride Analysis Run 6/6/2020 5:18 PM View: Trend Tests

Plant Miller Client: Southern Company Data: Miller Ash Pond

Sanitas™ v.9.6.24 Sanitas software licensed to Southern Company. UG

## Sen's Slope Estimator

GS-AP-MW-8 (bg)

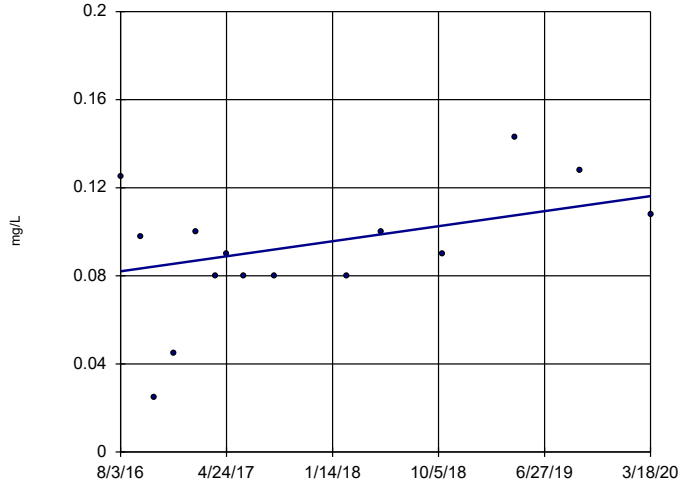


n = 15

Slope = 0.009411 units per year.

Mann-Kendall statistic = 31
critical = 53

Trend not significant at 99% confidence level (α = 0.005 per tail).

Constituent: Fluoride Analysis Run 6/6/2020 5:18 PM View: Trend Tests

Plant Miller Client: Southern Company Data: Miller Ash Pond

Sanitas™ v.9.6.24 Sanitas software licensed to Southern Company. UG
Hollow symbols indicate censored values.

## Sen's Slope Estimator

MR-AP-MW-2

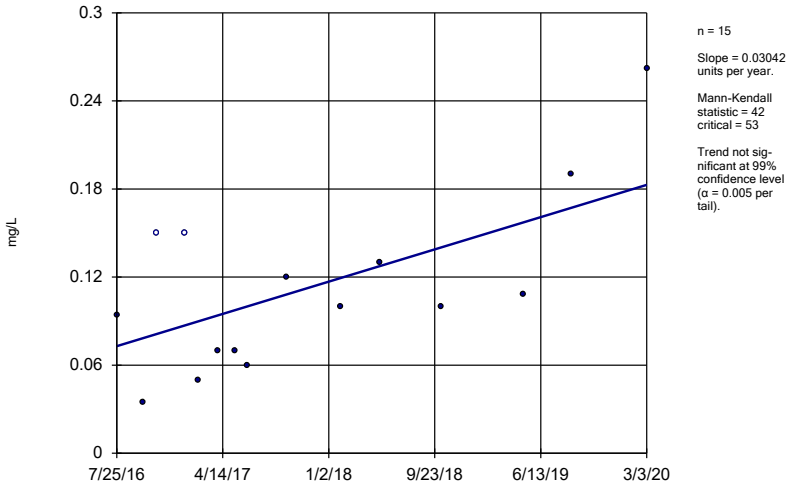


n = 15

Slope = 0.03042 units per year.

Mann-Kendall statistic = 42
critical = 53

Trend not significant at 99% confidence level (α = 0.005 per tail).

Constituent: Fluoride Analysis Run 6/6/2020 5:18 PM View: Trend Tests

Plant Miller Client: Southern Company Data: Miller Ash Pond

Sanitas™ v.9.6.24 Sanitas software licensed to Southern Company. UG

## Sen's Slope Estimator

MR-AP-MW-3D

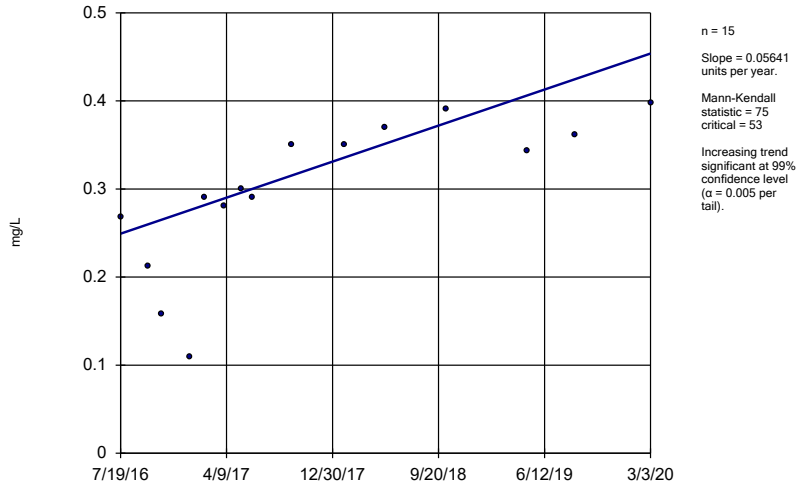


n = 15

Slope = 0.05641 units per year.

Mann-Kendall statistic = 75
critical = 53

Increasing trend significant at 99% confidence level (α = 0.005 per tail).

Constituent: Fluoride Analysis Run 6/6/2020 5:18 PM View: Trend Tests

Plant Miller Client: Southern Company Data: Miller Ash Pond

Sanitas™ v.9.6.24 Sanitas software licensed to Southern Company. UG

## Sen's Slope Estimator

MR-AP-MW-3S

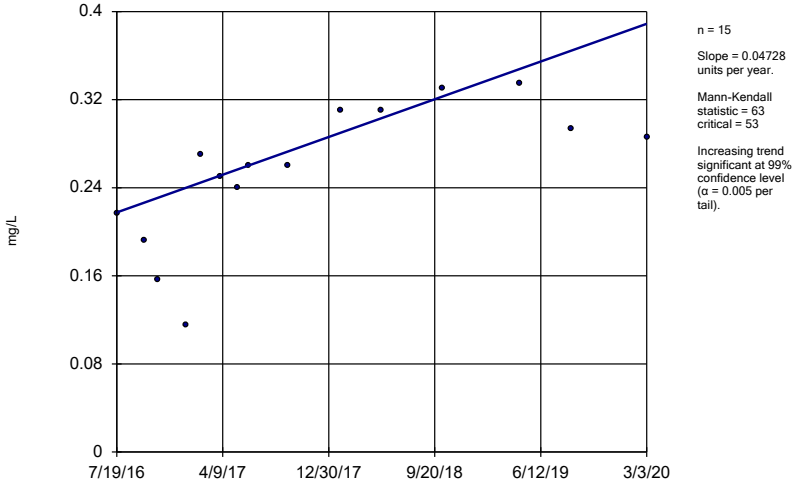


n = 15

Slope = 0.04728 units per year.

Mann-Kendall statistic = 63
critical = 53

Increasing trend significant at 99% confidence level (α = 0.005 per tail).

Constituent: Fluoride Analysis Run 6/6/2020 5:18 PM View: Trend Tests

Plant Miller Client: Southern Company Data: Miller Ash Pond

Sanitas™ v.9.6.24 Sanitas software licensed to Southern Company. UG

## Sen's Slope Estimator

MR-AP-MW-5

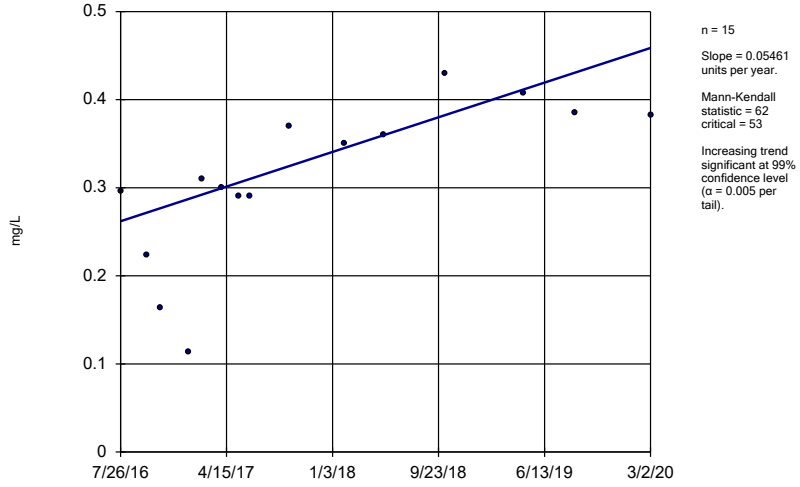


n = 15

Slope = 0.05461 units per year.

Mann-Kendall statistic = 62
critical = 53

Increasing trend significant at 99% confidence level (α = 0.005 per tail).

Constituent: Fluoride Analysis Run 6/6/2020 5:18 PM View: Trend Tests

Plant Miller Client: Southern Company Data: Miller Ash Pond

Sanitas™ v.9.6.24 Sanitas software licensed to Southern Company. UG

## Sen's Slope Estimator

MR-AP-PZ-5

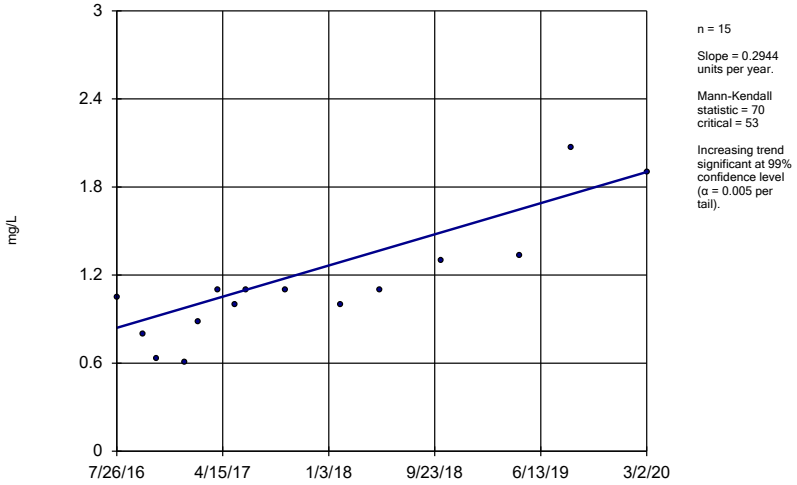


n = 15

Slope = 0.2944 units per year.

Mann-Kendall statistic = 70
critical = 53

Increasing trend significant at 99% confidence level (α = 0.005 per tail).

Constituent: Fluoride Analysis Run 6/6/2020 5:18 PM View: Trend Tests

Plant Miller Client: Southern Company Data: Miller Ash Pond

Sanitas™ v.9.6.24 Sanitas software licensed to Southern Company. UG

## Sen's Slope Estimator

MR-AP-MW-8S

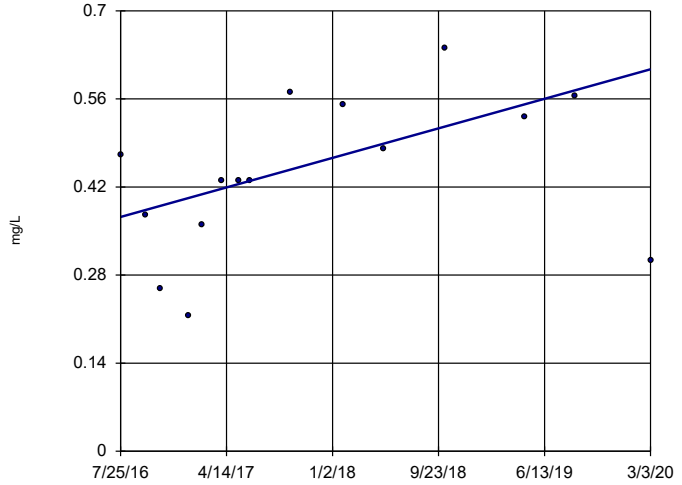


n = 15

Slope = 0.06507 units per year.

Mann-Kendall statistic = 40
critical = 53

Trend not significant at 99% confidence level (α = 0.005 per tail).

Constituent: Fluoride Analysis Run 6/6/2020 5:18 PM View: Trend Tests

Plant Miller Client: Southern Company Data: Miller Ash Pond

Sanitas™ v.9.6.24 Sanitas software licensed to Southern Company. UG
Hollow symbols indicate censored values.

## Sen's Slope Estimator

MR-AP-MW-9S

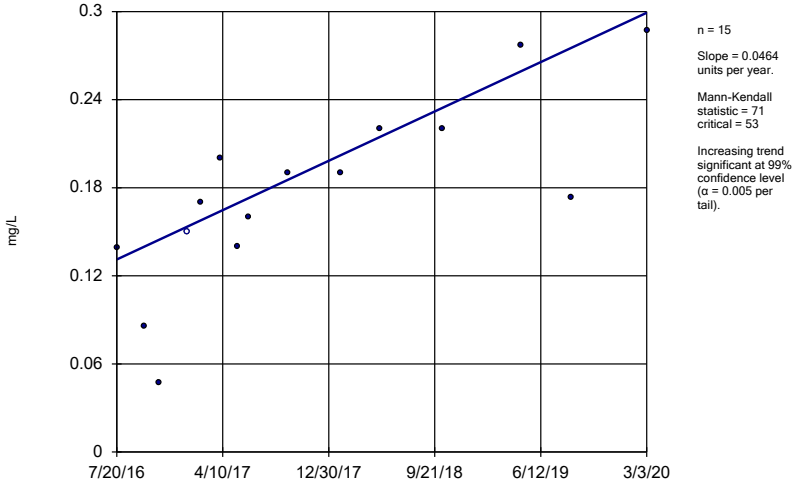


n = 15

Slope = 0.0464 units per year.

Mann-Kendall statistic = 71
critical = 53

Increasing trend significant at 99% confidence level (α = 0.005 per tail).

Constituent: Fluoride Analysis Run 6/6/2020 5:18 PM View: Trend Tests

Plant Miller Client: Southern Company Data: Miller Ash Pond

Sanitas™ v.9.6.24 Sanitas software licensed to Southern Company. UG

## Sen's Slope Estimator

MR-AP-MW-10

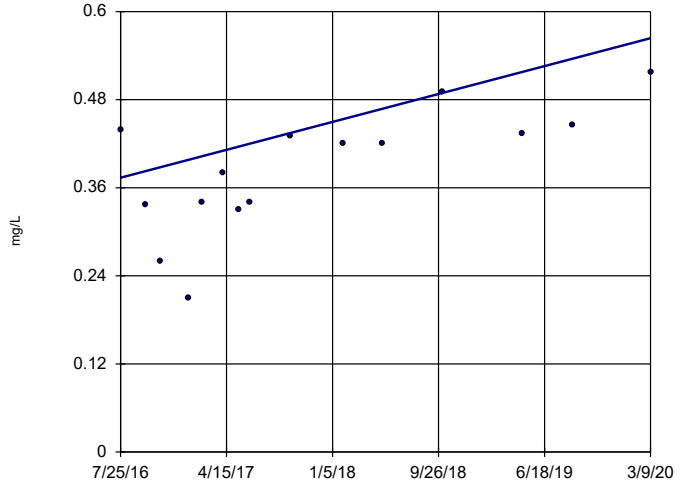


n = 15

Slope = 0.05247 units per year.

Mann-Kendall statistic = 59
critical = 53

Increasing trend significant at 99% confidence level (α = 0.005 per tail).

Constituent: Fluoride Analysis Run 6/6/2020 5:18 PM View: Trend Tests

Plant Miller Client: Southern Company Data: Miller Ash Pond

Sanitas™ v.9.6.24 Sanitas software licensed to Southern Company. UG

## Sen's Slope Estimator

MR-AP-MW-12

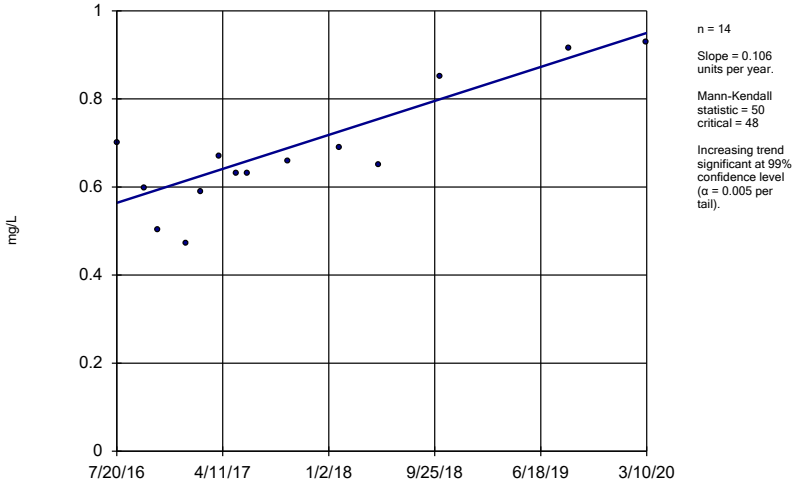


n = 14

Slope = 0.106 units per year.

Mann-Kendall statistic = 50
critical = 48

Increasing trend significant at 99% confidence level (α = 0.005 per tail).

Constituent: Fluoride Analysis Run 6/6/2020 5:18 PM View: Trend Tests

Plant Miller Client: Southern Company Data: Miller Ash Pond

Sanitas™ v.9.6.24 Sanitas software licensed to Southern Company. UG

## Sen's Slope Estimator

GS-AP-MW-13 (bg)

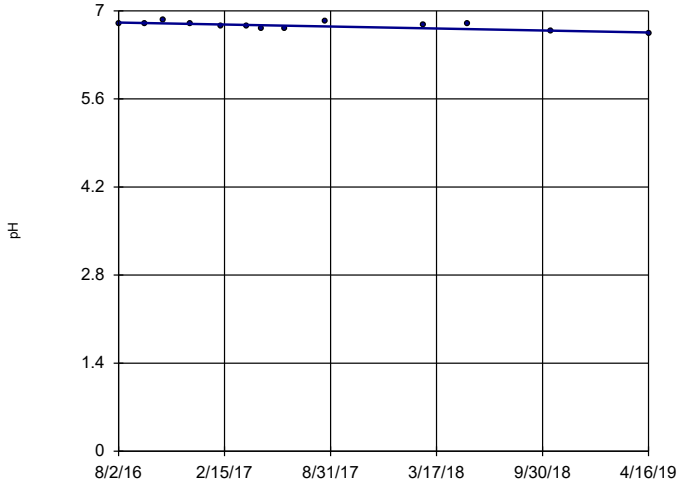


n = 13

Slope = -0.05825 units per year.

Mann-Kendall statistic = -34
critical = -43

Trend not significant at 99% confidence level (α = 0.005 per tail).

Constituent: pH Analysis Run 6/6/2020 5:19 PM View: Trend Tests

Plant Miller Client: Southern Company Data: Miller Ash Pond

Sanitas™ v.9.6.24 Sanitas software licensed to Southern Company. UG

## Sen's Slope Estimator

GS-AP-MW-8 (bg)

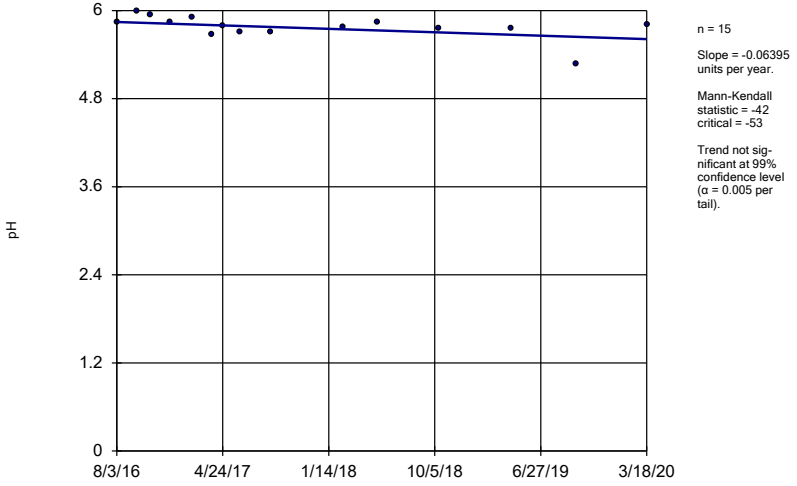


n = 15

Slope = -0.06395 units per year.

Mann-Kendall statistic = -42
critical = -53

Trend not significant at 99% confidence level (α = 0.005 per tail).

Constituent: pH Analysis Run 6/6/2020 5:19 PM View: Trend Tests

Plant Miller Client: Southern Company Data: Miller Ash Pond

Sanitas™ v.9.6.24 Sanitas software licensed to Southern Company. UG

## Sen's Slope Estimator

MR-AP-MW-1

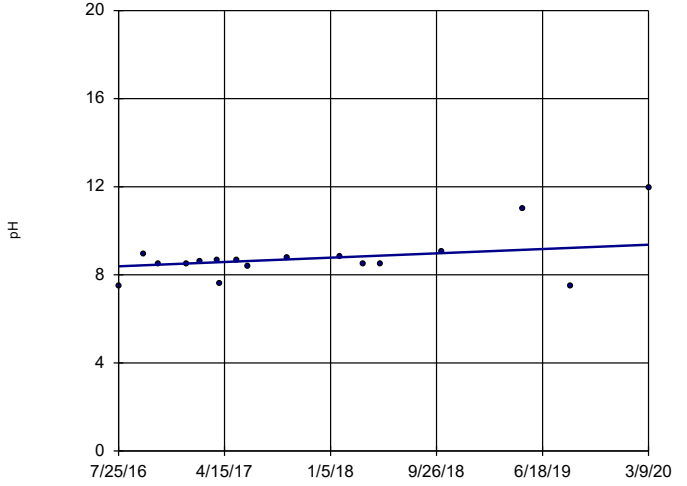


n = 17

Slope = 0.27 units per year.

Mann-Kendall statistic = 35
critical = 63

Trend not significant at 99% confidence level (α = 0.005 per tail).

Constituent: pH Analysis Run 6/6/2020 5:19 PM View: Trend Tests

Plant Miller Client: Southern Company Data: Miller Ash Pond

Sanitas™ v.9.6.24 Sanitas software licensed to Southern Company. UG

## Sen's Slope Estimator

MR-AP-MW-8D

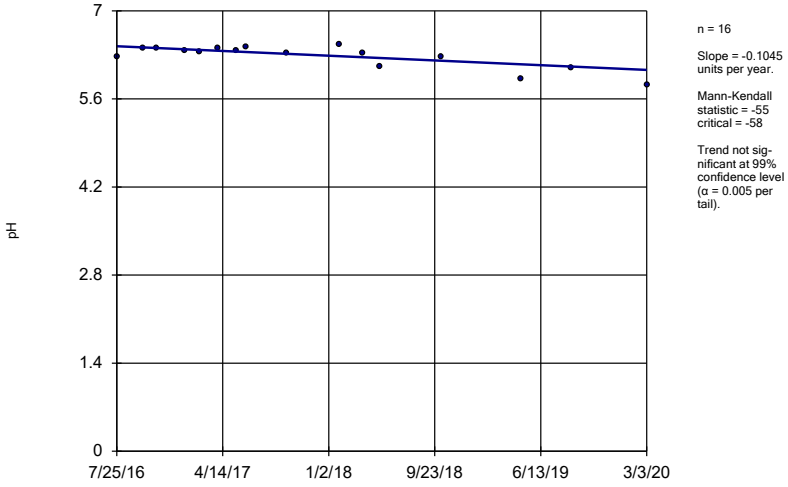


n = 16

Slope = -0.1045 units per year.

Mann-Kendall statistic = -55
critical = -58

Trend not significant at 99% confidence level (α = 0.005 per tail).

Constituent: pH Analysis Run 6/6/2020 5:19 PM View: Trend Tests

Plant Miller Client: Southern Company Data: Miller Ash Pond

Sanitas™ v.9.6.24 Sanitas software licensed to Southern Company. UG

## Sen's Slope Estimator

MR-AP-MW-8S

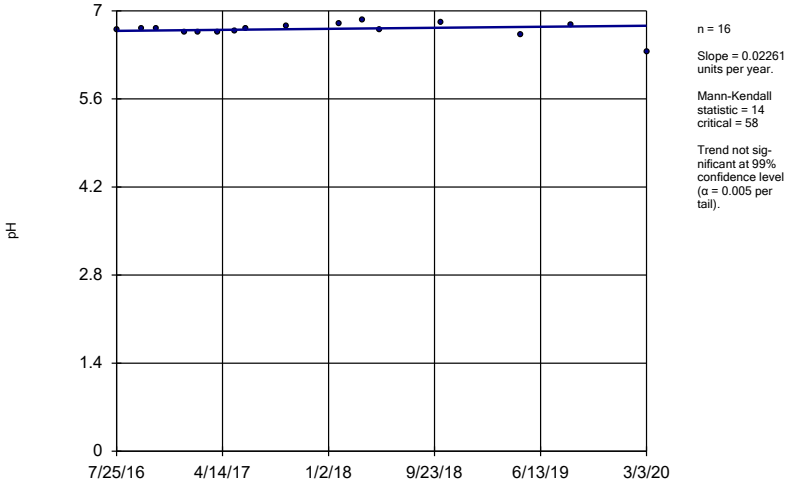


n = 16

Slope = 0.02261 units per year.

Mann-Kendall statistic = 14
critical = 58

Trend not significant at 99% confidence level (α = 0.005 per tail).

Constituent: pH Analysis Run 6/6/2020 5:19 PM View: Trend Tests

Plant Miller Client: Southern Company Data: Miller Ash Pond

Sanitas™ v.9.6.24 Sanitas software licensed to Southern Company. UG

## Sen's Slope Estimator

MR-AP-MW-10

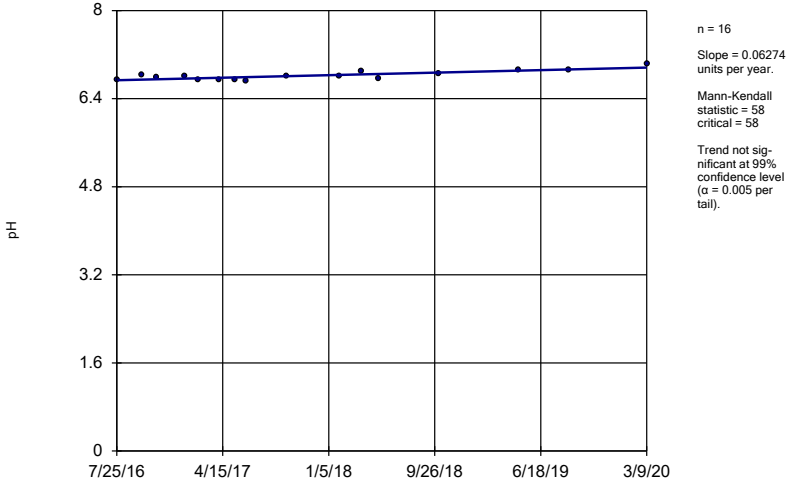


n = 16

Slope = 0.06274 units per year.

Mann-Kendall statistic = 58
critical = 58

Trend not significant at 99% confidence level (α = 0.005 per tail).

Constituent: pH Analysis Run 6/6/2020 5:19 PM View: Trend Tests

Plant Miller Client: Southern Company Data: Miller Ash Pond

Sanitas™ v.9.6.24 Sanitas software licensed to Southern Company. UG

## Sen's Slope Estimator

GS-AP-MW-13 (bg)

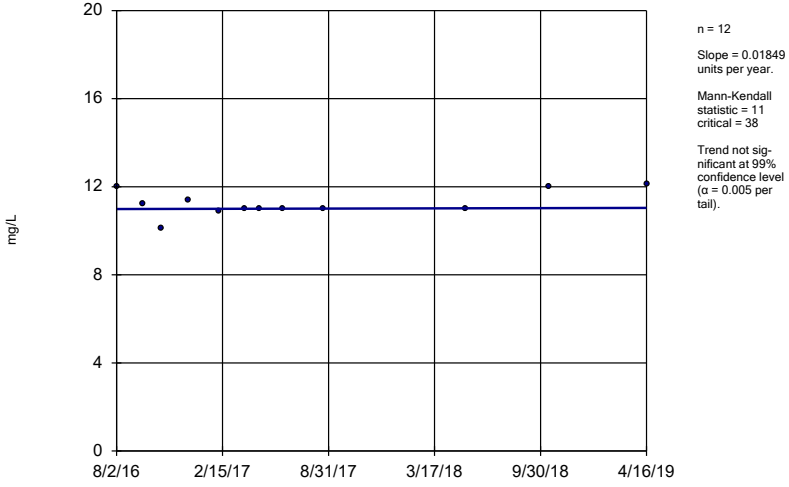


n = 12

Slope = 0.01849 units per year.

Mann-Kendall statistic = 11
critical = 38

Trend not significant at 99% confidence level (α = 0.005 per tail).

Constituent: Sulfate Analysis Run 6/6/2020 5:19 PM View: Trend Tests

Plant Miller Client: Southern Company Data: Miller Ash Pond

Sanitas™ v.9.6.24 Sanitas software licensed to Southern Company. UG

## Sen's Slope Estimator

GS-AP-MW-8 (bg)

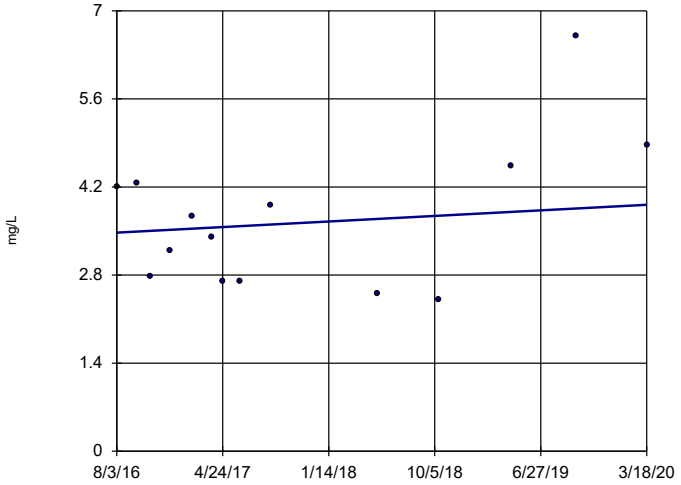


n = 14

Slope = 0.1222 units per year.

Mann-Kendall statistic = 4 critical = 48

Trend not significant at 99% confidence level (α = 0.005 per tail).

Constituent: Sulfate Analysis Run 6/6/2020 5:19 PM View: Trend Tests

Plant Miller Client: Southern Company Data: Miller Ash Pond

Sanitas™ v.9.6.24 Sanitas software licensed to Southern Company. UG

## Sen's Slope Estimator

MR-AP-MW-1

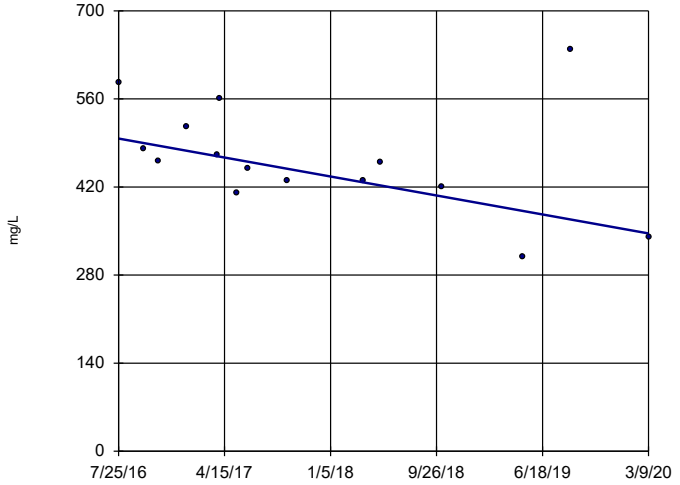


n = 15

Slope = -41.56 units per year.

Mann-Kendall statistic = -46 critical = -53

Trend not significant at 99% confidence level (α = 0.005 per tail).

Constituent: Sulfate Analysis Run 6/6/2020 5:19 PM View: Trend Tests

Plant Miller Client: Southern Company Data: Miller Ash Pond

Sanitas™ v.9.6.24 Sanitas software licensed to Southern Company. UG

## Sen's Slope Estimator

MR-AP-MW-2

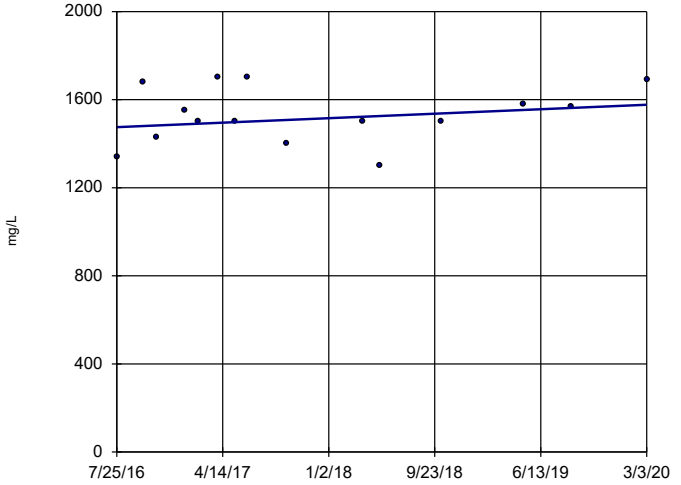


n = 15

Slope = 28.19 units per year.

Mann-Kendall statistic = 16 critical = 53

Trend not significant at 99% confidence level (α = 0.005 per tail).

Constituent: Sulfate Analysis Run 6/6/2020 5:19 PM View: Trend Tests

Plant Miller Client: Southern Company Data: Miller Ash Pond

Sanitas™ v.9.6.24 Sanitas software licensed to Southern Company. UG

## Sen's Slope Estimator

MR-AP-MW-3D

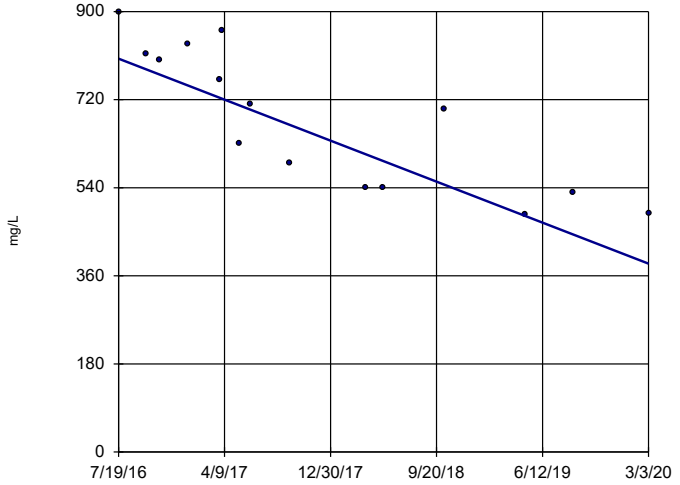


n = 15

Slope = -115.6 units per year.

Mann-Kendall statistic = -78 critical = -53

Decreasing trend significant at 99% confidence level (α = 0.005 per tail).

Constituent: Sulfate Analysis Run 6/6/2020 5:19 PM View: Trend Tests

Plant Miller Client: Southern Company Data: Miller Ash Pond

Sanitas™ v.9.6.24 Sanitas software licensed to Southern Company. UG

## Sen's Slope Estimator

MR-AP-MW-3S

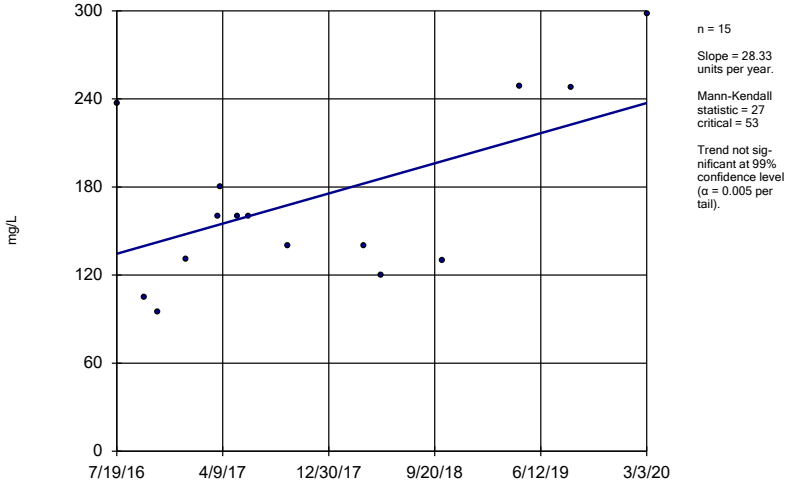


n = 15

Slope = 28.33 units per year.

Mann-Kendall statistic = 27
critical = 53

Trend not significant at 99% confidence level (α = 0.005 per tail).

Constituent: Sulfate Analysis Run 6/6/2020 5:19 PM View: Trend Tests

Plant Miller Client: Southern Company Data: Miller Ash Pond

Sanitas™ v.9.6.24 Sanitas software licensed to Southern Company. UG

## Sen's Slope Estimator

MR-AP-MW-4

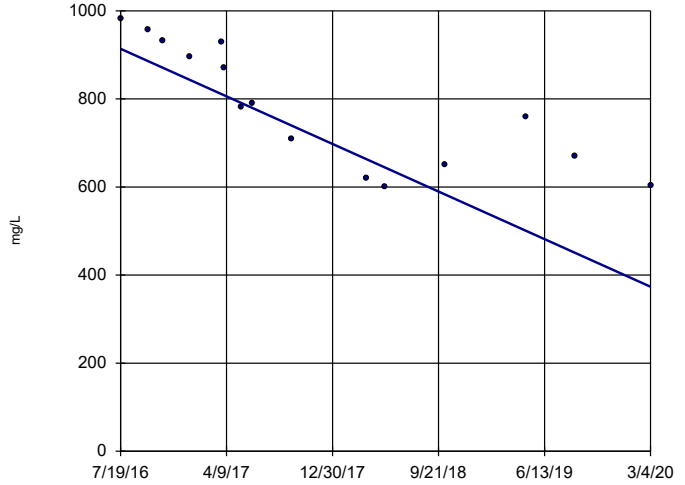


n = 15

Slope = -149 units per year.

Mann-Kendall statistic = -81
critical = -53

Decreasing trend significant at 99% confidence level (α = 0.005 per tail).

Constituent: Sulfate Analysis Run 6/6/2020 5:19 PM View: Trend Tests

Plant Miller Client: Southern Company Data: Miller Ash Pond

Sanitas™ v.9.6.24 Sanitas software licensed to Southern Company. UG

## Sen's Slope Estimator

MR-AP-MW-5

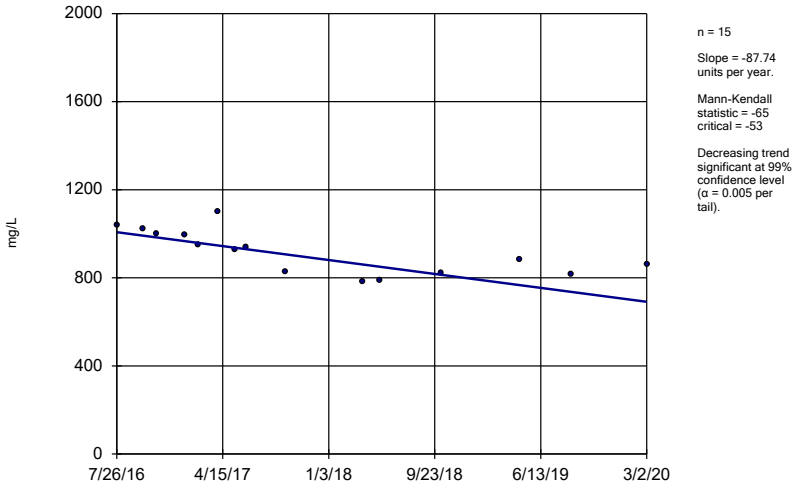


n = 15

Slope = -87.74 units per year.

Mann-Kendall statistic = -65
critical = -53

Decreasing trend significant at 99% confidence level (α = 0.005 per tail).

Constituent: Sulfate Analysis Run 6/6/2020 5:19 PM View: Trend Tests

Plant Miller Client: Southern Company Data: Miller Ash Pond

Sanitas™ v.9.6.24 Sanitas software licensed to Southern Company. UG

## Sen's Slope Estimator

MR-AP-PZ-5

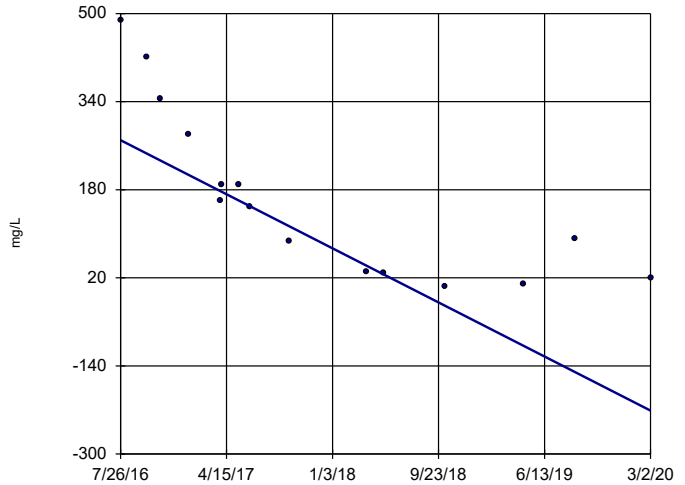


n = 15

Slope = -136.3 units per year.

Mann-Kendall statistic = -84
critical = -53

Decreasing trend significant at 99% confidence level (α = 0.005 per tail).

Constituent: Sulfate Analysis Run 6/6/2020 5:19 PM View: Trend Tests

Plant Miller Client: Southern Company Data: Miller Ash Pond

Sanitas™ v.9.6.24 Sanitas software licensed to Southern Company. UG

## Sen's Slope Estimator

MR-AP-MW-6

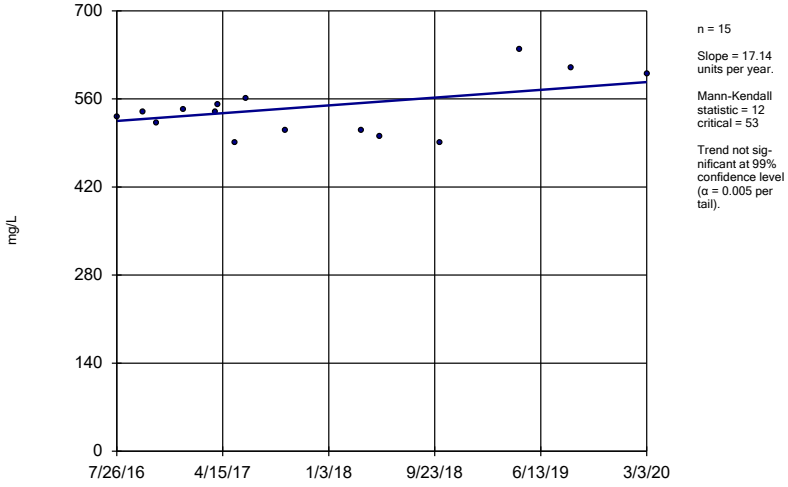


n = 15

Slope = 17.14 units per year.

Mann-Kendall statistic = 12
critical = 53

Trend not significant at 99% confidence level (α = 0.005 per tail).

Constituent: Sulfate Analysis Run 6/6/2020 5:19 PM View: Trend Tests

Plant Miller Client: Southern Company Data: Miller Ash Pond

Sanitas™ v.9.6.24 Sanitas software licensed to Southern Company. UG

## Sen's Slope Estimator

MR-AP-MW-7D

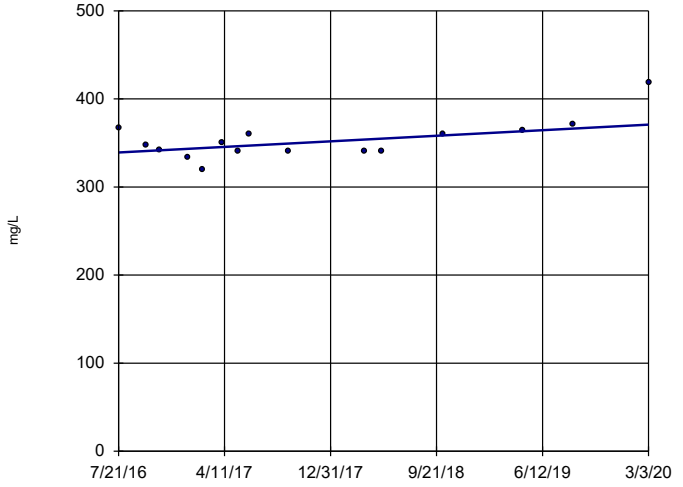


n = 15

Slope = 8.75 units per year.

Mann-Kendall statistic = 32
critical = 53

Trend not significant at 99% confidence level (α = 0.005 per tail).

Constituent: Sulfate Analysis Run 6/6/2020 5:19 PM View: Trend Tests

Plant Miller Client: Southern Company Data: Miller Ash Pond

Sanitas™ v.9.6.24 Sanitas software licensed to Southern Company. UG

## Sen's Slope Estimator

MR-AP-MW-7S

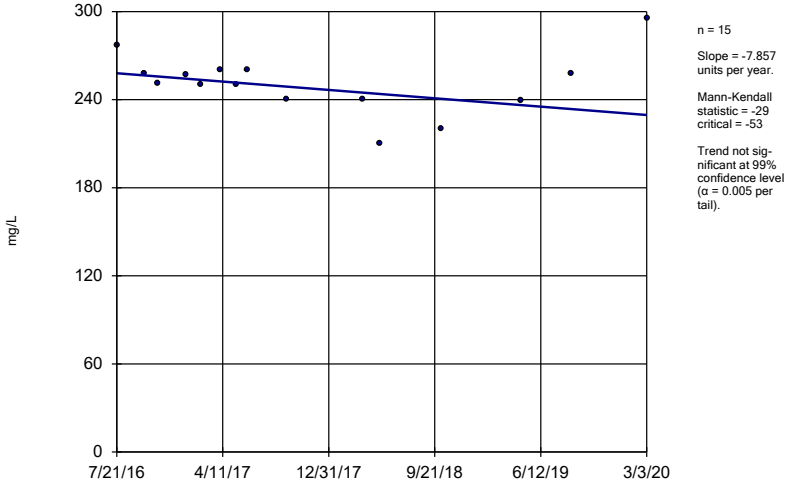


n = 15

Slope = -7.857 units per year.

Mann-Kendall statistic = -29
critical = -53

Trend not significant at 99% confidence level (α = 0.005 per tail).

Constituent: Sulfate Analysis Run 6/6/2020 5:19 PM View: Trend Tests

Plant Miller Client: Southern Company Data: Miller Ash Pond

Sanitas™ v.9.6.24 Sanitas software licensed to Southern Company. UG

## Sen's Slope Estimator

MR-AP-MW-8D

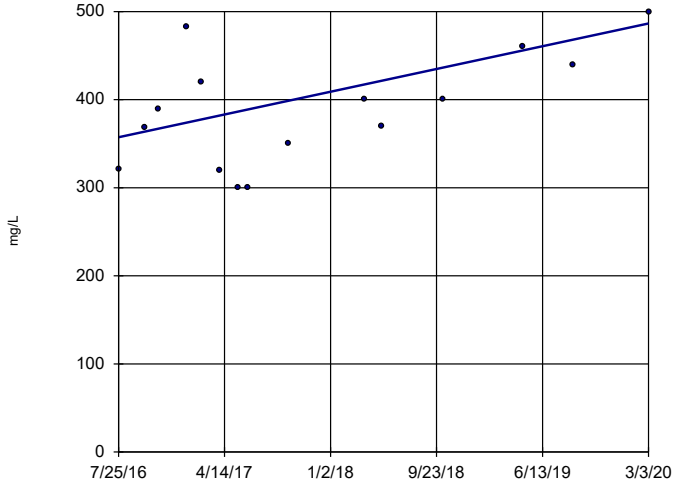


n = 15

Slope = 35.78 units per year.

Mann-Kendall statistic = 37
critical = 53

Trend not significant at 99% confidence level (α = 0.005 per tail).

Constituent: Sulfate Analysis Run 6/6/2020 5:19 PM View: Trend Tests

Plant Miller Client: Southern Company Data: Miller Ash Pond

Sanitas™ v.9.6.24 Sanitas software licensed to Southern Company. UG

## Sen's Slope Estimator

MR-AP-MW-8S

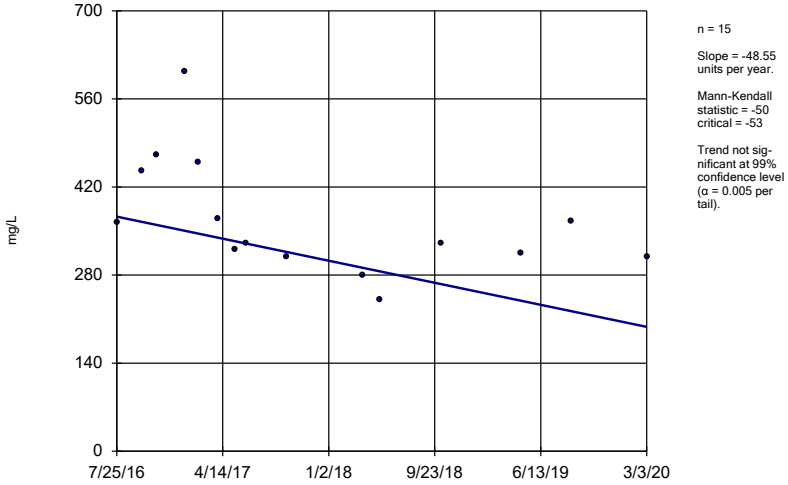


n = 15

Slope = -48.55 units per year.

Mann-Kendall statistic = -50
critical = -53

Trend not significant at 99% confidence level (α = 0.005 per tail).

Constituent: Sulfate Analysis Run 6/6/2020 5:20 PM View: Trend Tests

Plant Miller Client: Southern Company Data: Miller Ash Pond

Sanitas™ v.9.6.24 Sanitas software licensed to Southern Company. UG

## Sen's Slope Estimator

MR-AP-MW-9D

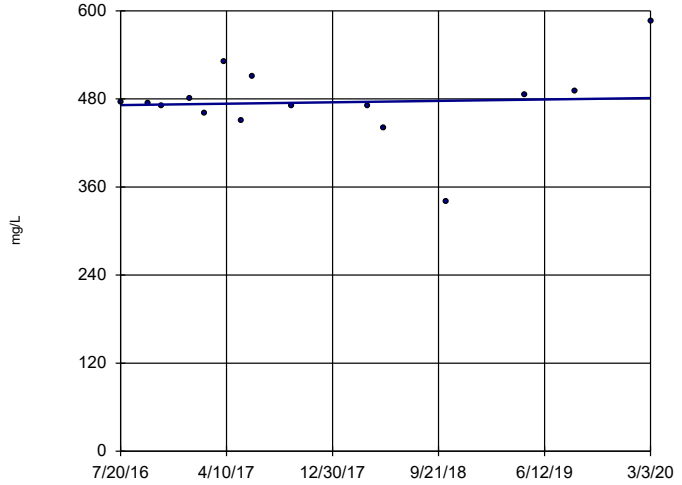


n = 15

Slope = 2.626 units per year.

Mann-Kendall statistic = 4
critical = 53

Trend not significant at 99% confidence level (α = 0.005 per tail).

Constituent: Sulfate Analysis Run 6/6/2020 5:20 PM View: Trend Tests

Plant Miller Client: Southern Company Data: Miller Ash Pond

Sanitas™ v.9.6.24 Sanitas software licensed to Southern Company. UG

## Sen's Slope Estimator

MR-AP-MW-9S

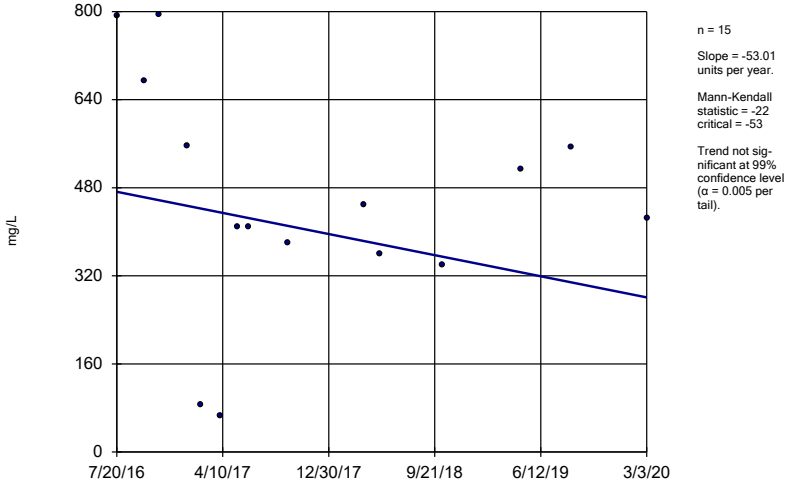


n = 15

Slope = -53.01 units per year.

Mann-Kendall statistic = -22
critical = -53

Trend not significant at 99% confidence level (α = 0.005 per tail).

Constituent: Sulfate Analysis Run 6/6/2020 5:20 PM View: Trend Tests

Plant Miller Client: Southern Company Data: Miller Ash Pond

Sanitas™ v.9.6.24 Sanitas software licensed to Southern Company. UG

## Sen's Slope Estimator

MR-AP-MW-10

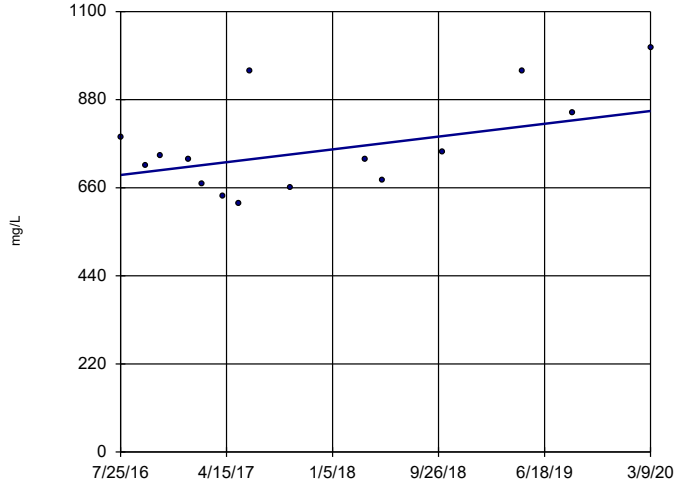


n = 15

Slope = 44.1 units per year.

Mann-Kendall statistic = 26
critical = 53

Trend not significant at 99% confidence level (α = 0.005 per tail).

Constituent: Sulfate Analysis Run 6/6/2020 5:20 PM View: Trend Tests

Plant Miller Client: Southern Company Data: Miller Ash Pond

Sanitas™ v.9.6.24 Sanitas software licensed to Southern Company. UG

## Sen's Slope Estimator

MR-AP-MW-11

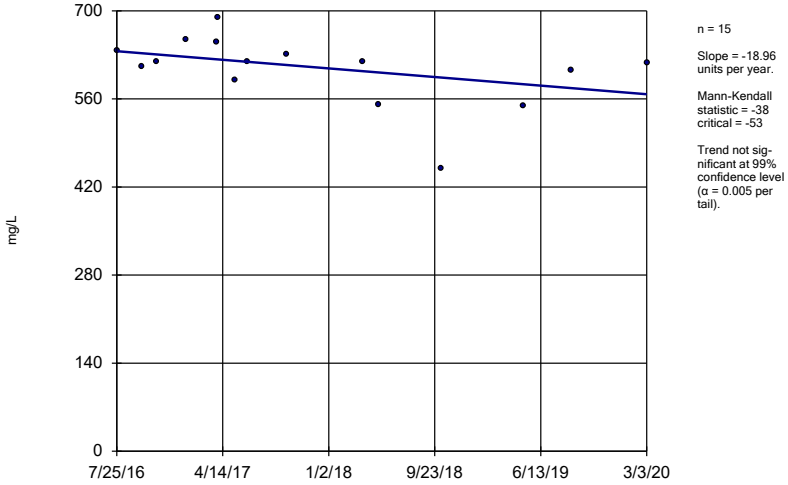


n = 15

Slope = -18.96 units per year.

Mann-Kendall statistic = -38
critical = -53

Trend not significant at 99% confidence level (α = 0.005 per tail).

Constituent: Sulfate Analysis Run 6/6/2020 5:20 PM View: Trend Tests

Plant Miller Client: Southern Company Data: Miller Ash Pond

Sanitas™ v.9.6.24 Sanitas software licensed to Southern Company. UG

## Sen's Slope Estimator

MR-AP-MW-12

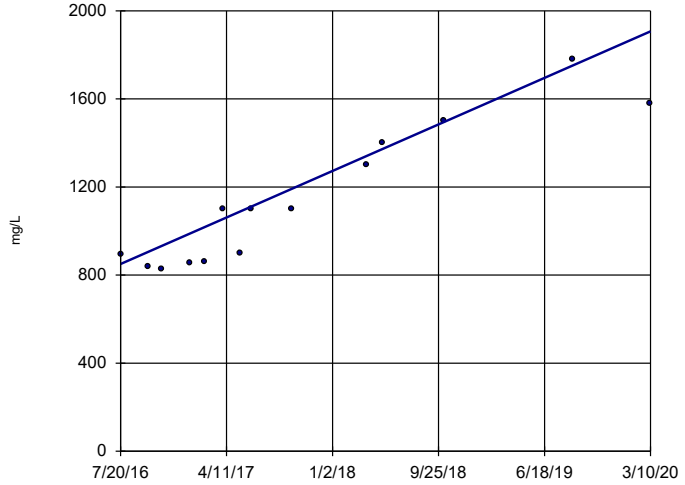


n = 14

Slope = 290 units per year.

Mann-Kendall statistic = 74
critical = 48

Increasing trend significant at 99% confidence level (α = 0.005 per tail).

Constituent: Sulfate Analysis Run 6/6/2020 5:20 PM View: Trend Tests

Plant Miller Client: Southern Company Data: Miller Ash Pond

Sanitas™ v.9.6.24 Sanitas software licensed to Southern Company. UG

## Sen's Slope Estimator

MR-AP-MW-13D

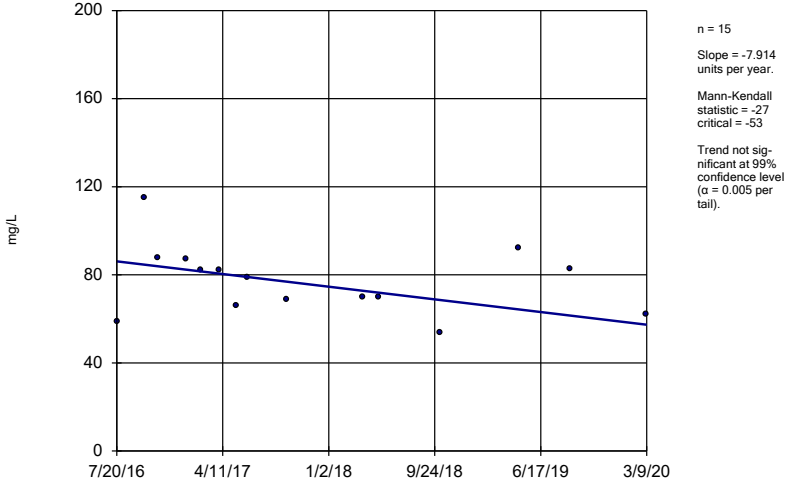


n = 15

Slope = -7.914 units per year.

Mann-Kendall statistic = -27
critical = -53

Trend not significant at 99% confidence level (α = 0.005 per tail).

Constituent: Sulfate Analysis Run 6/6/2020 5:20 PM View: Trend Tests

Plant Miller Client: Southern Company Data: Miller Ash Pond

Sanitas™ v.9.6.24 Sanitas software licensed to Southern Company. UG

## Sen's Slope Estimator

MR-AP-MW-13S

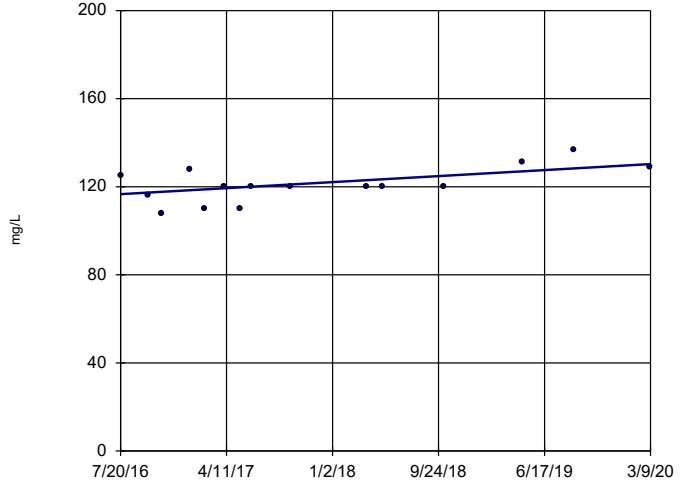


n = 15

Slope = 3.769 units per year.

Mann-Kendall statistic = 41
critical = 53

Trend not significant at 99% confidence level (α = 0.005 per tail).

Constituent: Sulfate Analysis Run 6/6/2020 5:20 PM View: Trend Tests

Plant Miller Client: Southern Company Data: Miller Ash Pond

Sanitas™ v.9.6.24 Sanitas software licensed to Southern Company. UG

## Sen's Slope Estimator

MR-AP-MW-14

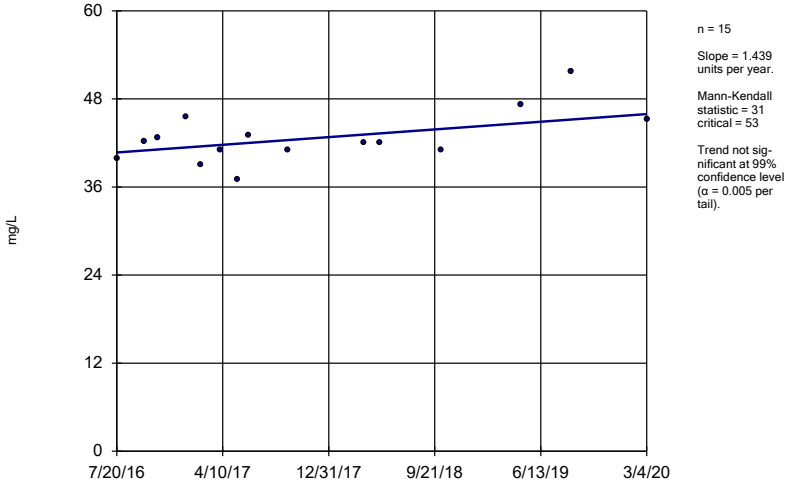


n = 15

Slope = 1.439 units per year.

Mann-Kendall statistic = 31 critical = 53

Trend not significant at 99% confidence level (α = 0.005 per tail).

Constituent: Sulfate Analysis Run 6/6/2020 5:20 PM View: Trend Tests

Plant Miller Client: Southern Company Data: Miller Ash Pond

Sanitas™ v.9.6.24 Sanitas software licensed to Southern Company. UG

## Sen's Slope Estimator

MR-AP-MW-15

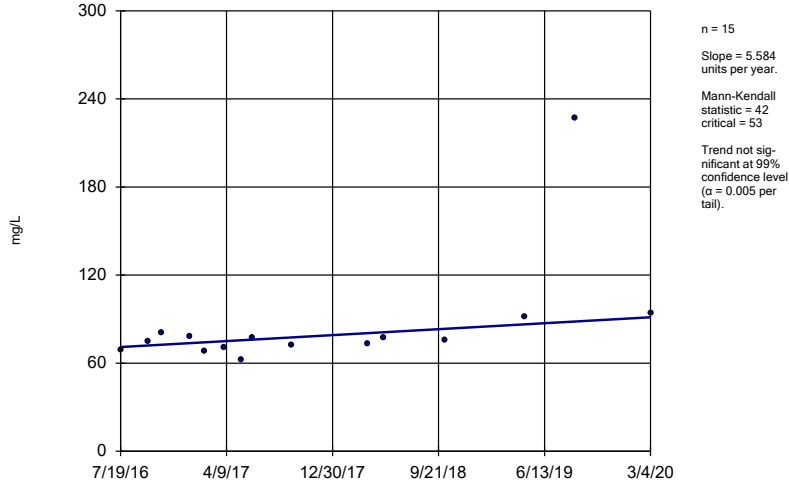


n = 15

Slope = 5.584 units per year.

Mann-Kendall statistic = 42 critical = 53

Trend not significant at 99% confidence level (α = 0.005 per tail).

Constituent: Sulfate Analysis Run 6/6/2020 5:20 PM View: Trend Tests

Plant Miller Client: Southern Company Data: Miller Ash Pond

Sanitas™ v.9.6.24 Sanitas software licensed to Southern Company. UG

## Sen's Slope Estimator

MR-AP-MW-16

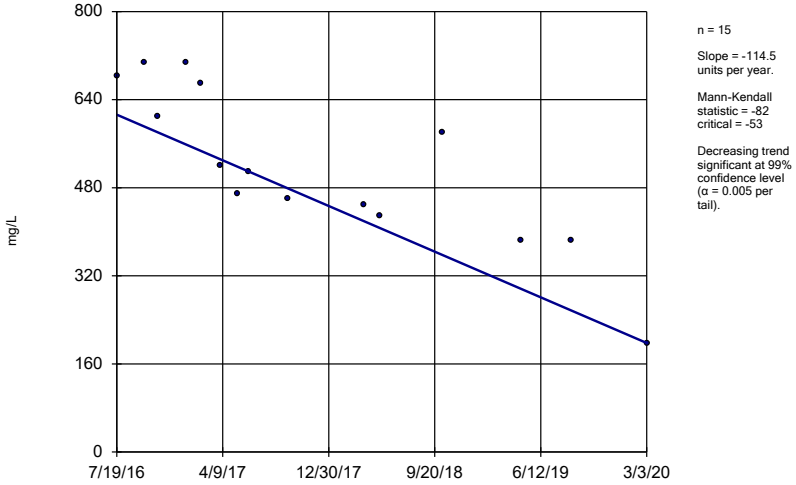


n = 15

Slope = -114.5 units per year.

Mann-Kendall statistic = -82 critical = -53

Decreasing trend significant at 99% confidence level (α = 0.005 per tail).

Constituent: Sulfate Analysis Run 6/6/2020 5:20 PM View: Trend Tests

Plant Miller Client: Southern Company Data: Miller Ash Pond

Sanitas™ v.9.6.24 Sanitas software licensed to Southern Company. UG

## Sen's Slope Estimator

GS-AP-MW-13 (bg)

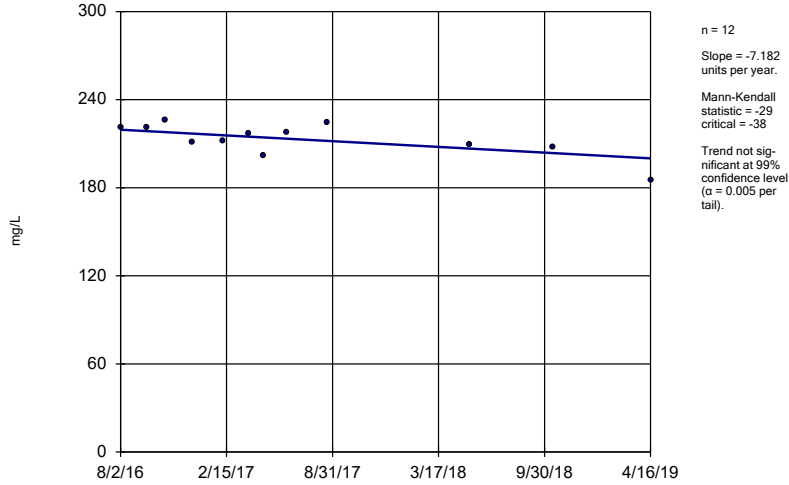


n = 12

Slope = -7.182 units per year.

Mann-Kendall statistic = -29 critical = -38

Trend not significant at 99% confidence level (α = 0.005 per tail).

Constituent: TDS Analysis Run 6/6/2020 5:20 PM View: Trend Tests

Plant Miller Client: Southern Company Data: Miller Ash Pond

Sanitas™ v.9.6.24 Sanitas software licensed to Southern Company. UG

## Sen's Slope Estimator

GS-AP-MW-8 (bg)

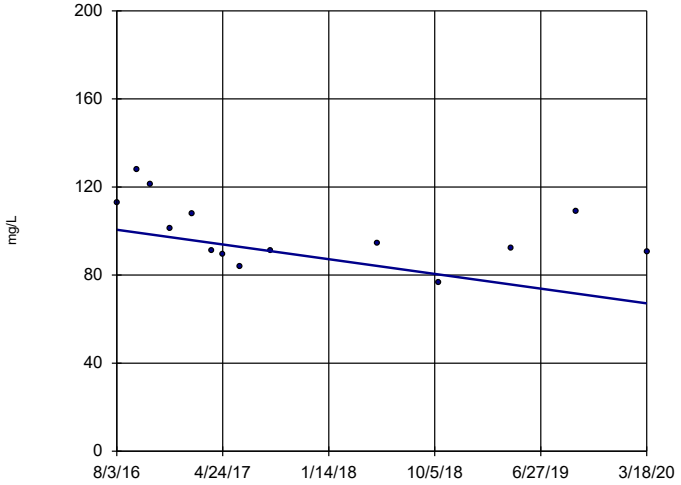


n = 14

Slope = -9.205 units per year.

Mann-Kendall statistic = -37
critical = -48

Trend not significant at 99% confidence level (α = 0.005 per tail).

Constituent: TDS Analysis Run 6/6/2020 5:20 PM View: Trend Tests

Plant Miller Client: Southern Company Data: Miller Ash Pond

Sanitas™ v.9.6.24 Sanitas software licensed to Southern Company. UG

## Sen's Slope Estimator

MR-AP-MW-1

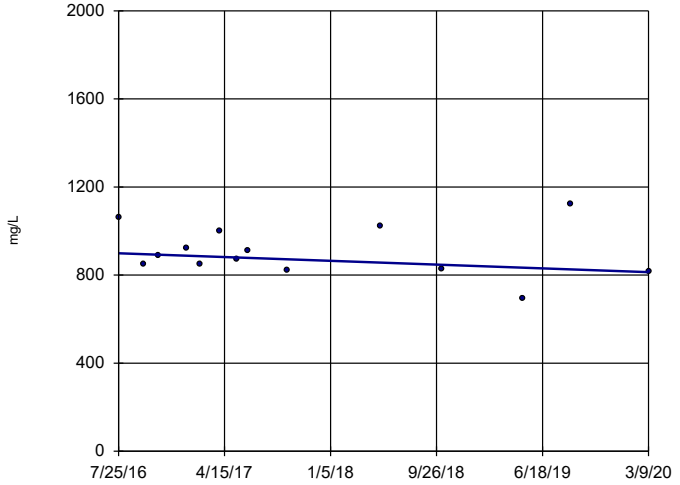


n = 14

Slope = -23.7 units per year.

Mann-Kendall statistic = -21
critical = -48

Trend not significant at 99% confidence level (α = 0.005 per tail).

Constituent: TDS Analysis Run 6/6/2020 5:20 PM View: Trend Tests

Plant Miller Client: Southern Company Data: Miller Ash Pond

Sanitas™ v.9.6.24 Sanitas software licensed to Southern Company. UG

## Sen's Slope Estimator

MR-AP-MW-2

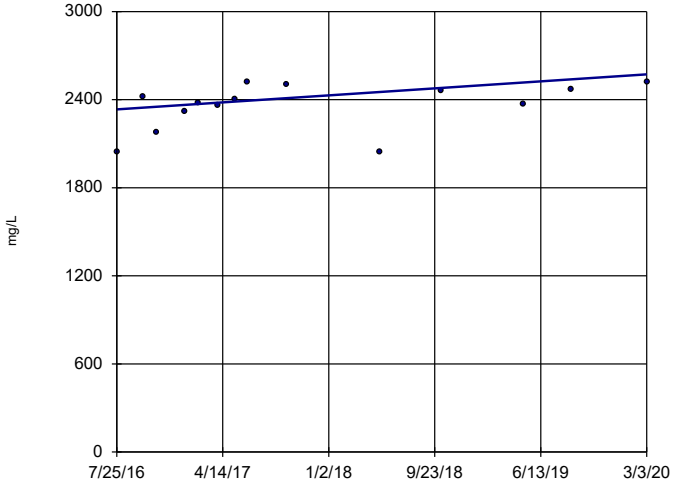


n = 14

Slope = 66 units per year.

Mann-Kendall statistic = 39
critical = 48

Trend not significant at 99% confidence level (α = 0.005 per tail).

Constituent: TDS Analysis Run 6/6/2020 5:20 PM View: Trend Tests

Plant Miller Client: Southern Company Data: Miller Ash Pond

Sanitas™ v.9.6.24 Sanitas software licensed to Southern Company. UG

## Sen's Slope Estimator

MR-AP-MW-3D

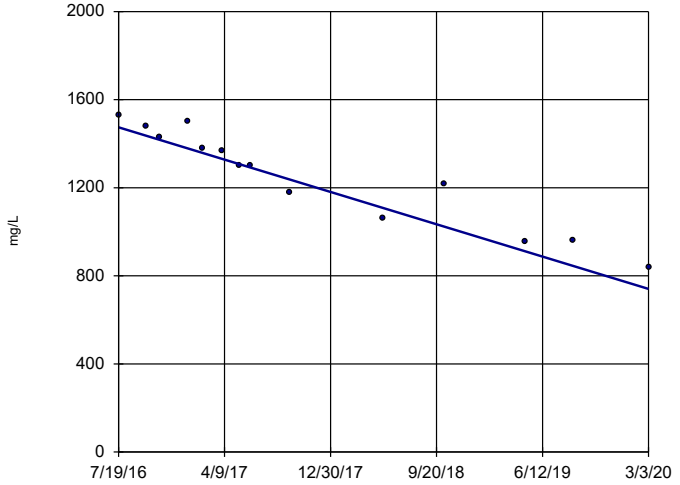


n = 14

Slope = -202.4 units per year.

Mann-Kendall statistic = -80
critical = -48

Decreasing trend significant at 99% confidence level (α = 0.005 per tail).

Constituent: TDS Analysis Run 6/6/2020 5:20 PM View: Trend Tests

Plant Miller Client: Southern Company Data: Miller Ash Pond

Sanitas™ v.9.6.24 Sanitas software licensed to Southern Company. UG

## Sen's Slope Estimator

MR-AP-MW-3S

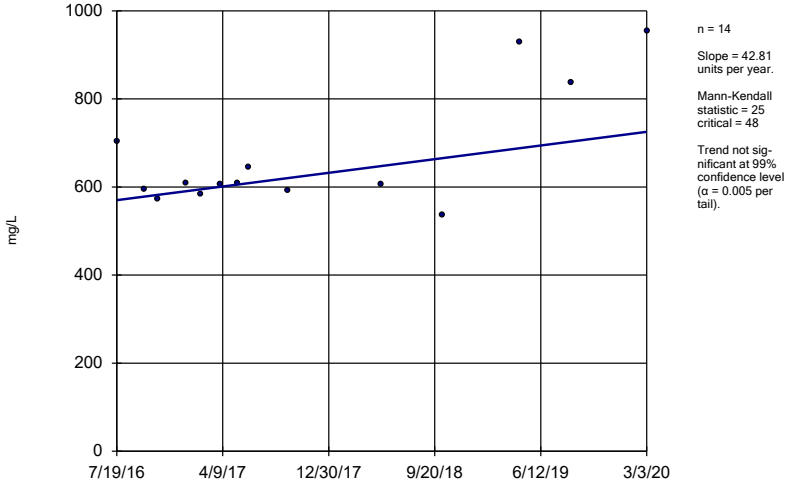


n = 14

Slope = 42.81 units per year.

Mann-Kendall statistic = 25 critical = 48

Trend not significant at 99% confidence level (α = 0.005 per tail).

Constituent: TDS Analysis Run 6/6/2020 5:20 PM View: Trend Tests

Plant Miller Client: Southern Company Data: Miller Ash Pond

Sanitas™ v.9.6.24 Sanitas software licensed to Southern Company. UG

## Sen's Slope Estimator

MR-AP-MW-4

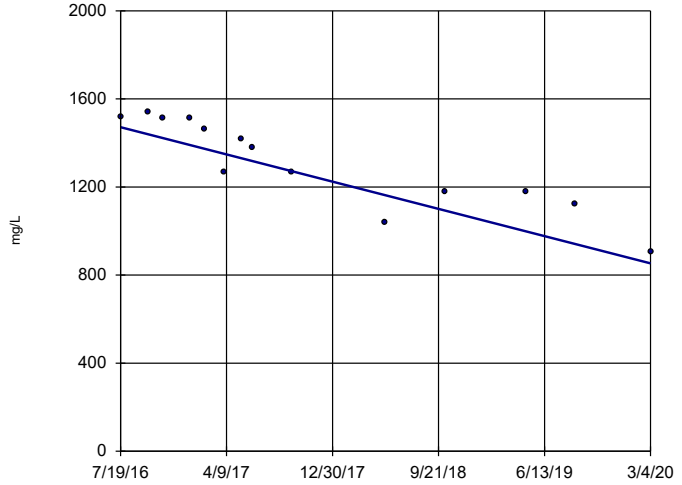


n = 14

Slope = -170.6 units per year.

Mann-Kendall statistic = -76 critical = -48

Decreasing trend significant at 99% confidence level (α = 0.005 per tail).

Constituent: TDS Analysis Run 6/6/2020 5:21 PM View: Trend Tests

Plant Miller Client: Southern Company Data: Miller Ash Pond

Sanitas™ v.9.6.24 Sanitas software licensed to Southern Company. UG

## Sen's Slope Estimator

MR-AP-MW-5

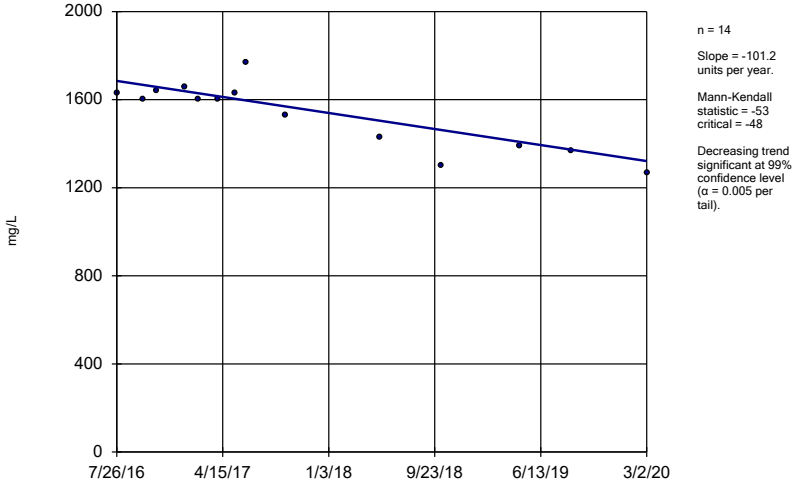


n = 14

Slope = -101.2 units per year.

Mann-Kendall statistic = -53 critical = -48

Decreasing trend significant at 99% confidence level (α = 0.005 per tail).

Constituent: TDS Analysis Run 6/6/2020 5:21 PM View: Trend Tests

Plant Miller Client: Southern Company Data: Miller Ash Pond

Sanitas™ v.9.6.24 Sanitas software licensed to Southern Company. UG

## Sen's Slope Estimator

MR-AP-PZ-5

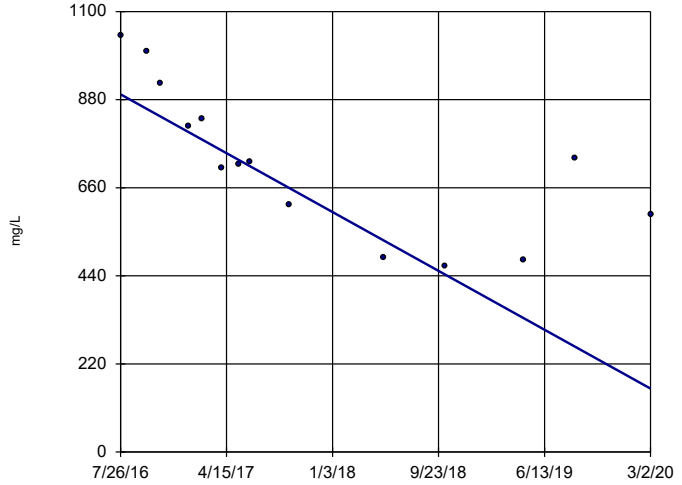


n = 14

Slope = -203.9 units per year.

Mann-Kendall statistic = -61 critical = -48

Decreasing trend significant at 99% confidence level (α = 0.005 per tail).

Constituent: TDS Analysis Run 6/6/2020 5:21 PM View: Trend Tests

Plant Miller Client: Southern Company Data: Miller Ash Pond

Sanitas™ v.9.6.24 Sanitas software licensed to Southern Company. UG

## Sen's Slope Estimator

MR-AP-MW-6

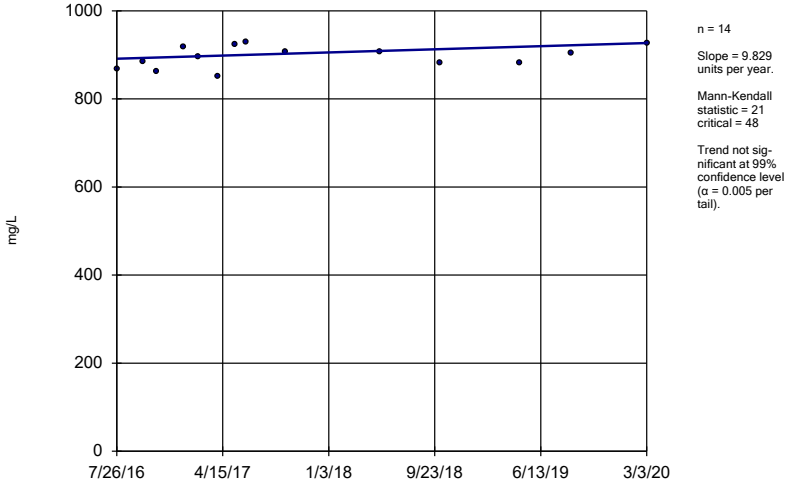


n = 14

Slope = 9.829 units per year.

Mann-Kendall statistic = 21 critical = 48

Trend not significant at 99% confidence level (α = 0.005 per tail).

Constituent: TDS Analysis Run 6/6/2020 5:21 PM View: Trend Tests

Plant Miller Client: Southern Company Data: Miller Ash Pond

Sanitas™ v.9.6.24 Sanitas software licensed to Southern Company. UG

## Sen's Slope Estimator

MR-AP-MW-7D

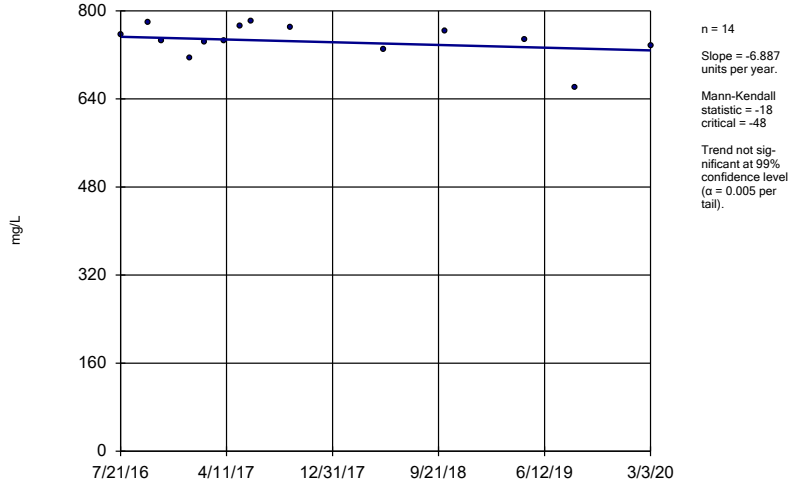


n = 14

Slope = -6.887 units per year.

Mann-Kendall statistic = -18 critical = -48

Trend not significant at 99% confidence level (α = 0.005 per tail).

Constituent: TDS Analysis Run 6/6/2020 5:21 PM View: Trend Tests

Plant Miller Client: Southern Company Data: Miller Ash Pond

Sanitas™ v.9.6.24 Sanitas software licensed to Southern Company. UG

## Sen's Slope Estimator

MR-AP-MW-7S

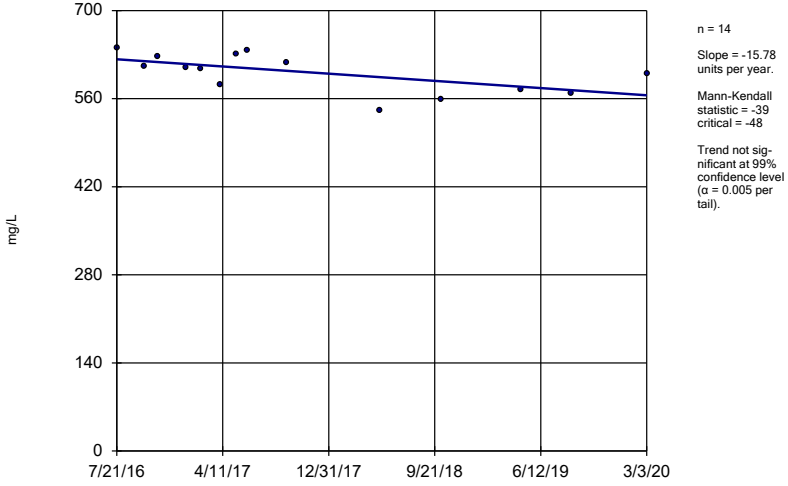


n = 14

Slope = -15.78 units per year.

Mann-Kendall statistic = -39 critical = -48

Trend not significant at 99% confidence level (α = 0.005 per tail).

Constituent: TDS Analysis Run 6/6/2020 5:21 PM View: Trend Tests

Plant Miller Client: Southern Company Data: Miller Ash Pond

Sanitas™ v.9.6.24 Sanitas software licensed to Southern Company. UG

## Sen's Slope Estimator

MR-AP-MW-8D

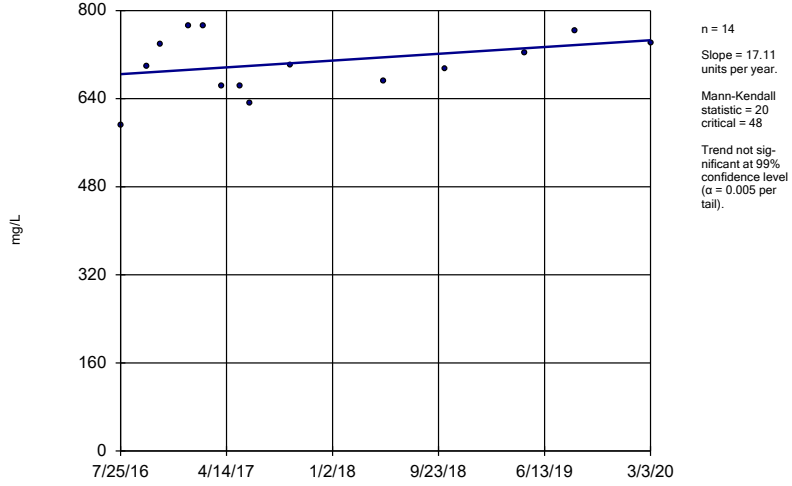


n = 14

Slope = 17.11 units per year.

Mann-Kendall statistic = 20 critical = 48

Trend not significant at 99% confidence level (α = 0.005 per tail).

Constituent: TDS Analysis Run 6/6/2020 5:21 PM View: Trend Tests

Plant Miller Client: Southern Company Data: Miller Ash Pond

Sanitas™ v.9.6.24 Sanitas software licensed to Southern Company. UG

## Sen's Slope Estimator

MR-AP-MW-8S

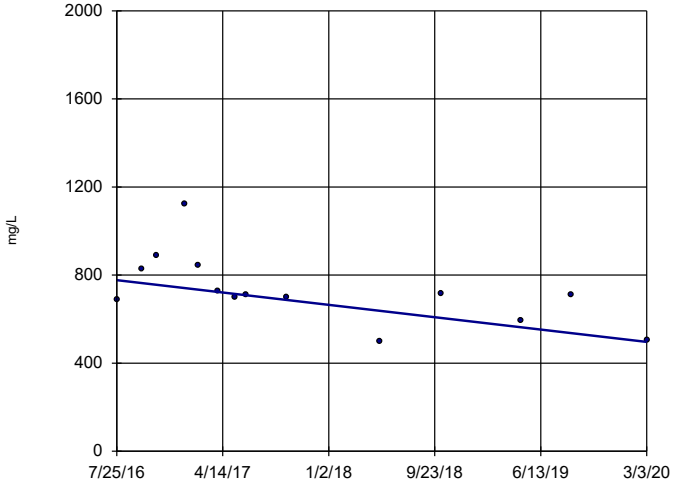


n = 14

Slope = -77.61 units per year.

Mann-Kendall statistic = -38
critical = -48

Trend not significant at 99% confidence level (α = 0.005 per tail).

Constituent: TDS Analysis Run 6/6/2020 5:21 PM View: Trend Tests

Plant Miller Client: Southern Company Data: Miller Ash Pond

Sanitas™ v.9.6.24 Sanitas software licensed to Southern Company. UG

## Sen's Slope Estimator

MR-AP-MW-9D

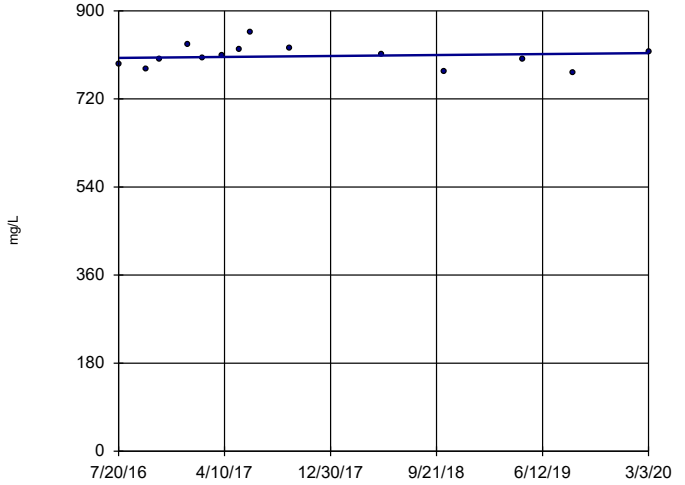


n = 14

Slope = 2.744 units per year.

Mann-Kendall statistic = 5
critical = 48

Trend not significant at 99% confidence level (α = 0.005 per tail).

Constituent: TDS Analysis Run 6/6/2020 5:21 PM View: Trend Tests

Plant Miller Client: Southern Company Data: Miller Ash Pond

Sanitas™ v.9.6.24 Sanitas software licensed to Southern Company. UG

## Sen's Slope Estimator

MR-AP-MW-9S

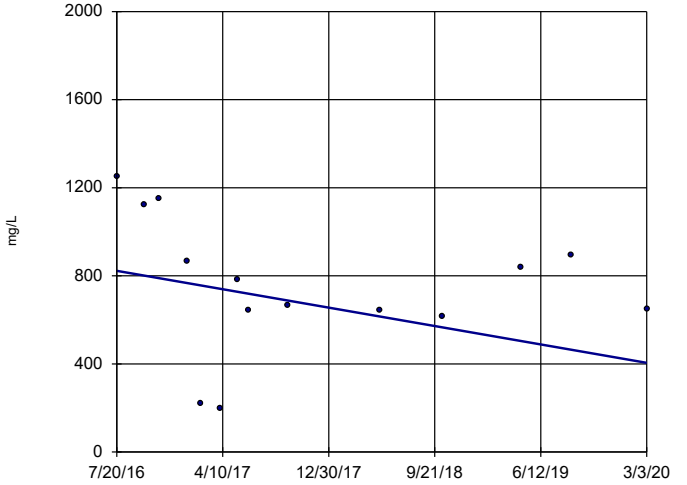


n = 14

Slope = -115.3 units per year.

Mann-Kendall statistic = -24
critical = -48

Trend not significant at 99% confidence level (α = 0.005 per tail).

Constituent: TDS Analysis Run 6/6/2020 5:21 PM View: Trend Tests

Plant Miller Client: Southern Company Data: Miller Ash Pond

Sanitas™ v.9.6.24 Sanitas software licensed to Southern Company. UG

## Sen's Slope Estimator

MR-AP-MW-10

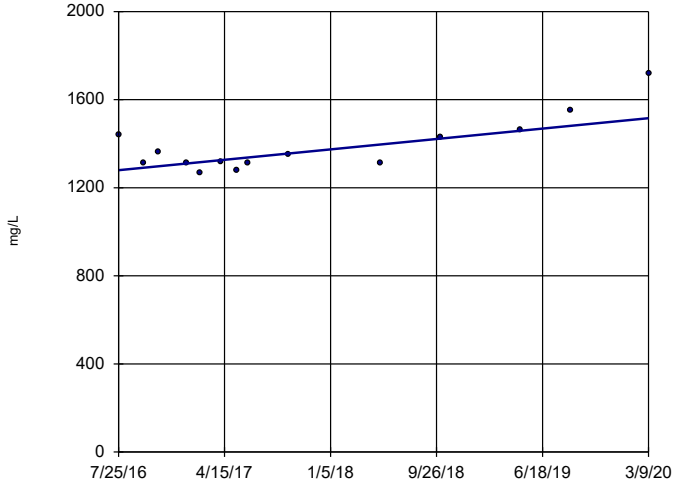


n = 14

Slope = 65.18 units per year.

Mann-Kendall statistic = 35
critical = 48

Trend not significant at 99% confidence level (α = 0.005 per tail).

Constituent: TDS Analysis Run 6/6/2020 5:21 PM View: Trend Tests

Plant Miller Client: Southern Company Data: Miller Ash Pond

Sanitas™ v.9.6.24 Sanitas software licensed to Southern Company. UG

## Sen's Slope Estimator

MR-AP-MW-11

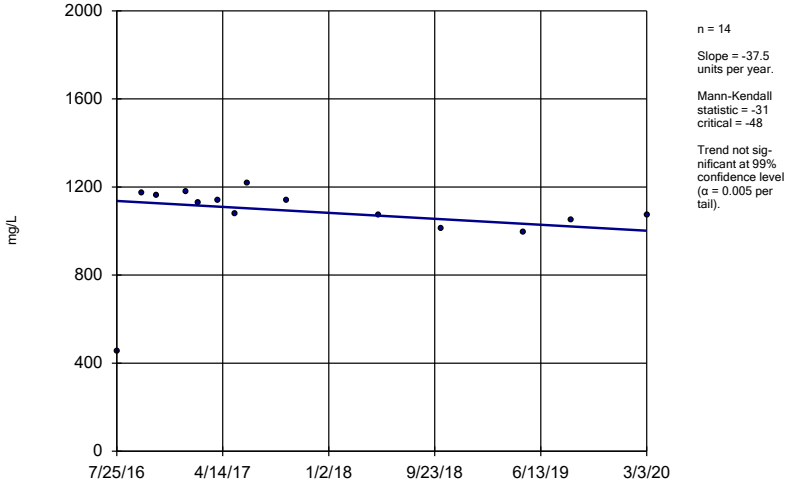


n = 14

Slope = -37.5 units per year.

Mann-Kendall statistic = -31 critical = -48

Trend not significant at 99% confidence level (α = 0.005 per tail).

Constituent: TDS Analysis Run 6/6/2020 5:21 PM View: Trend Tests

Plant Miller Client: Southern Company Data: Miller Ash Pond

Sanitas™ v.9.6.24 Sanitas software licensed to Southern Company. UG

## Sen's Slope Estimator

MR-AP-MW-12

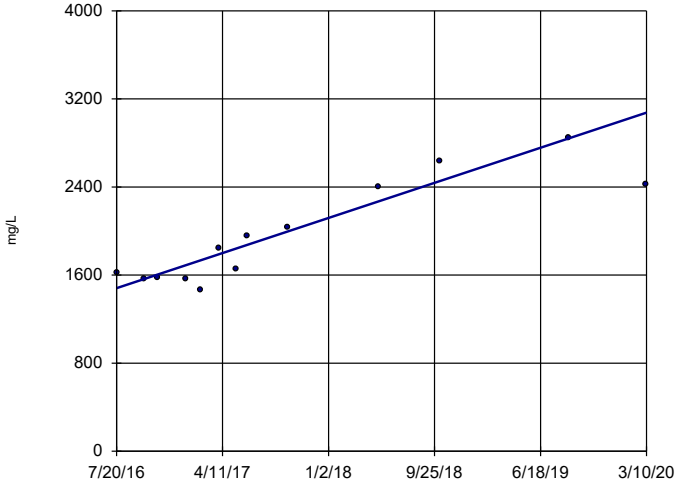


n = 13

Slope = 437.7 units per year.

Mann-Kendall statistic = 56 critical = 43

Increasing trend significant at 99% confidence level (α = 0.005 per tail).

Constituent: TDS Analysis Run 6/6/2020 5:21 PM View: Trend Tests

Plant Miller Client: Southern Company Data: Miller Ash Pond

Sanitas™ v.9.6.24 Sanitas software licensed to Southern Company. UG

## Sen's Slope Estimator

MR-AP-MW-13D

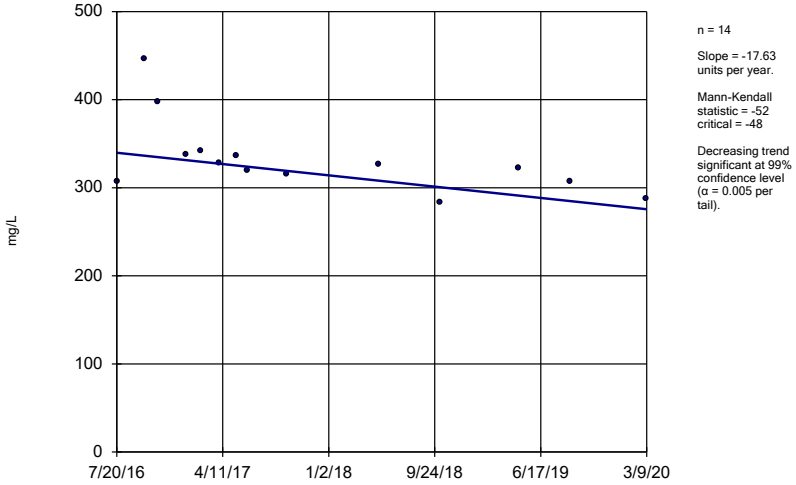


n = 14

Slope = -17.63 units per year.

Mann-Kendall statistic = -52 critical = -48

Decreasing trend significant at 99% confidence level (α = 0.005 per tail).

Constituent: TDS Analysis Run 6/6/2020 5:21 PM View: Trend Tests

Plant Miller Client: Southern Company Data: Miller Ash Pond

Sanitas™ v.9.6.24 Sanitas software licensed to Southern Company. UG

## Sen's Slope Estimator

MR-AP-MW-13S

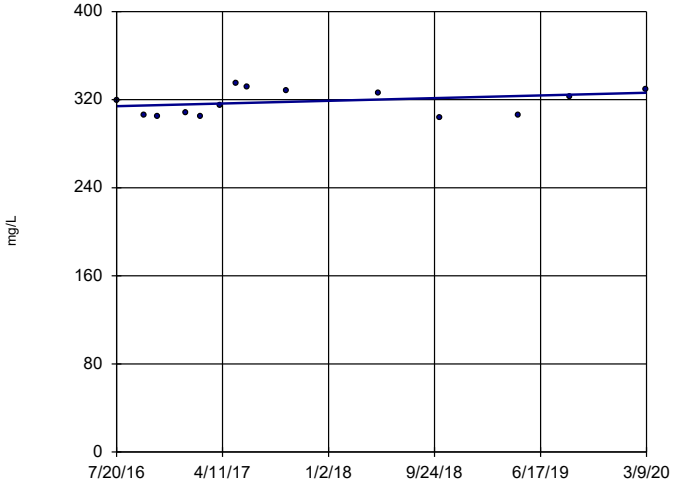


n = 14

Slope = 3.337 units per year.

Mann-Kendall statistic = 15 critical = 48

Trend not significant at 99% confidence level (α = 0.005 per tail).

Constituent: TDS Analysis Run 6/6/2020 5:21 PM View: Trend Tests

Plant Miller Client: Southern Company Data: Miller Ash Pond

Sanitas™ v.9.6.24 Sanitas software licensed to Southern Company. UG

## Sen's Slope Estimator

MR-AP-MW-14

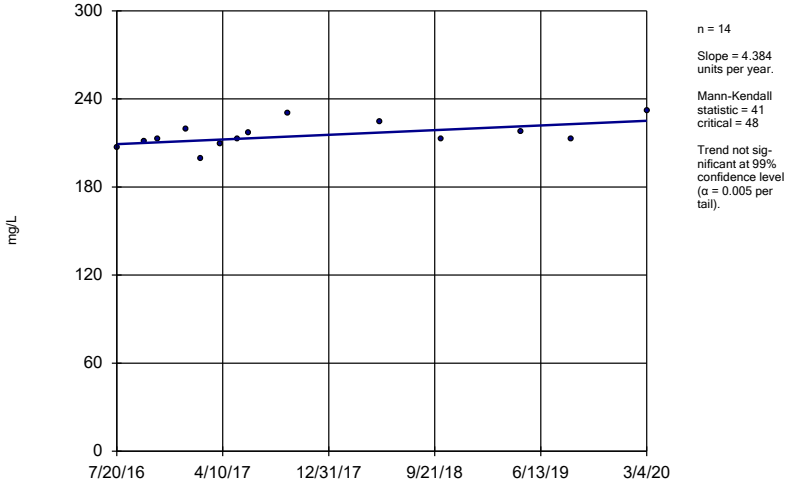


n = 14

Slope = 4.384 units per year.

Mann-Kendall statistic = 41
critical = 48

Trend not significant at 99% confidence level (α = 0.005 per tail).

Constituent: TDS Analysis Run 6/6/2020 5:21 PM View: Trend Tests

Plant Miller Client: Southern Company Data: Miller Ash Pond

Sanitas™ v.9.6.24 Sanitas software licensed to Southern Company. UG

## Sen's Slope Estimator

MR-AP-MW-15

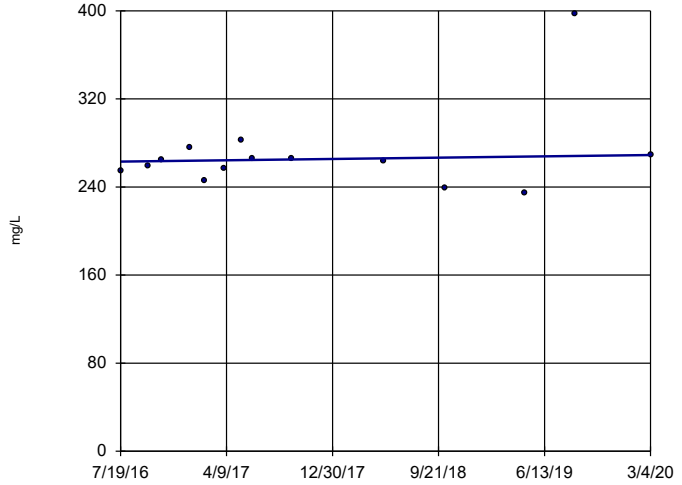


n = 14

Slope = 1.629 units per year.

Mann-Kendall statistic = 10
critical = 48

Trend not significant at 99% confidence level (α = 0.005 per tail).

Constituent: TDS Analysis Run 6/6/2020 5:21 PM View: Trend Tests

Plant Miller Client: Southern Company Data: Miller Ash Pond

Sanitas™ v.9.6.24 Sanitas software licensed to Southern Company. UG

## Sen's Slope Estimator

MR-AP-MW-16

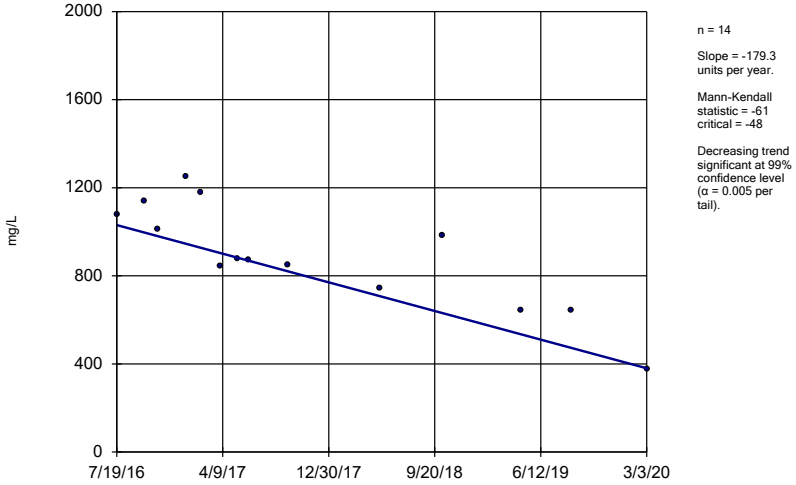


n = 14

Slope = -179.3 units per year.

Mann-Kendall statistic = -61
critical = -48

Decreasing trend significant at 99% confidence level (α = 0.005 per tail).

Constituent: TDS Analysis Run 6/6/2020 5:22 PM View: Trend Tests

Plant Miller Client: Southern Company Data: Miller Ash Pond

Sanitas™ v.9.6.24 Sanitas software licensed to Southern Company. UG
Hollow symbols indicate censored values.

## Time Series

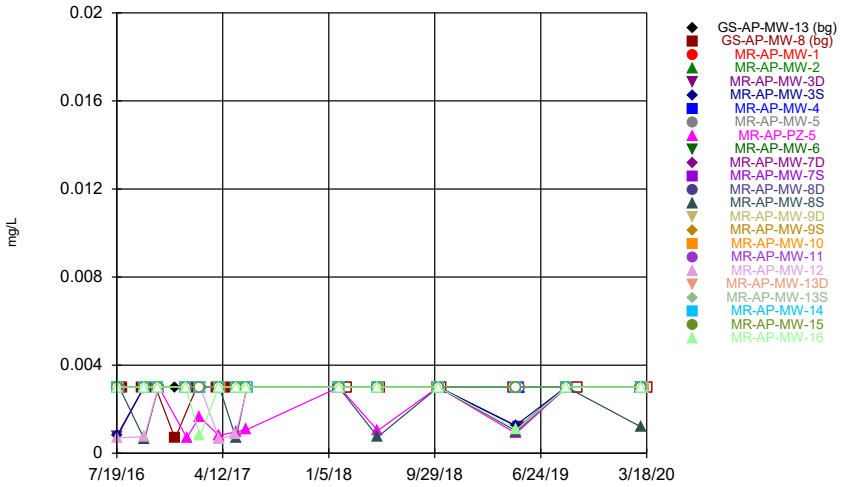


Constituent: Antimony Analysis Run 7/9/2020 3:02 PM View: Time Series - All Data
Plant Miller Client: Southern Company Data: Miller Ash Pond

Sanitas™ v.9.6.24 Sanitas software licensed to Southern Company. UG
Hollow symbols indicate censored values.

## Time Series

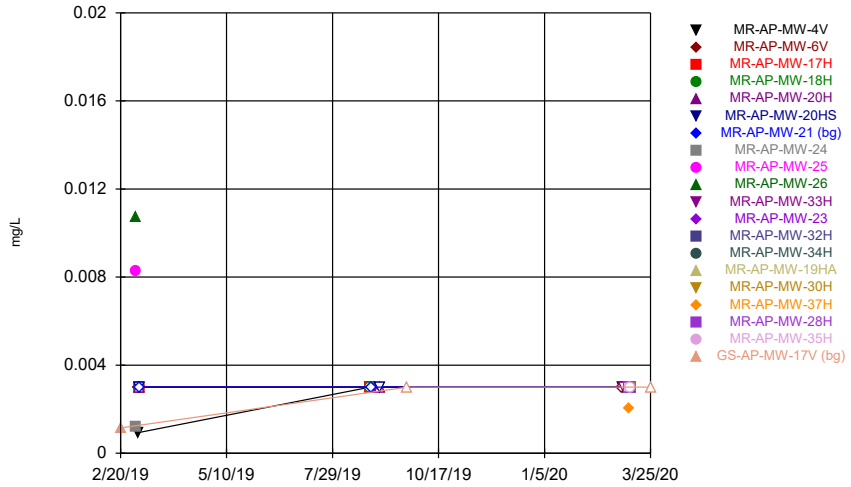


Constituent: Antimony Analysis Run 7/9/2020 3:02 PM View: Time Series - All Data
Plant Miller Client: Southern Company Data: Miller Ash Pond

Sanitas™ v.9.6.24 Sanitas software licensed to Southern Company. UG
Hollow symbols indicate censored values.

## Time Series

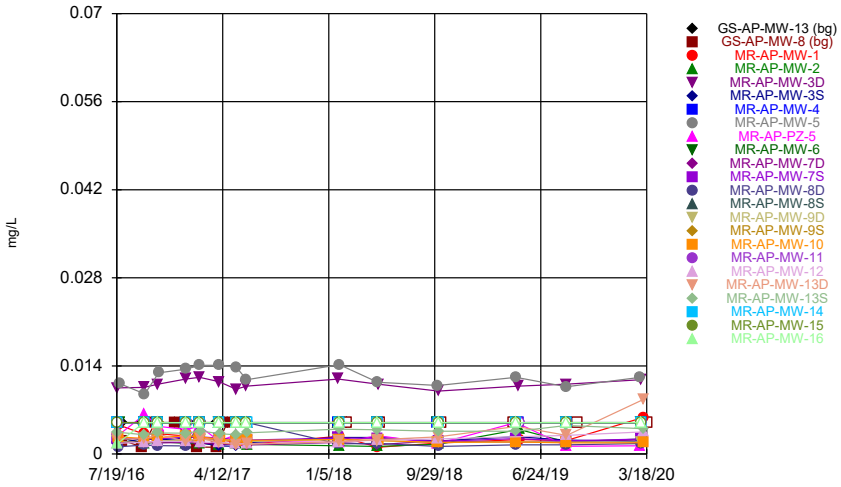


Constituent: Arsenic Analysis Run 7/9/2020 3:02 PM View: Time Series - All Data
Plant Miller Client: Southern Company Data: Miller Ash Pond

Sanitas™ v.9.6.24 Sanitas software licensed to Southern Company. UG
Hollow symbols indicate censored values.

## Time Series

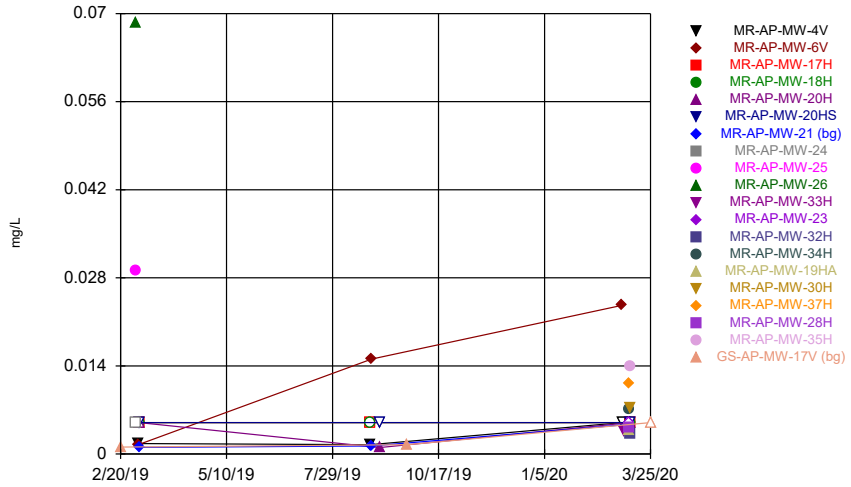


Constituent: Arsenic Analysis Run 7/9/2020 3:02 PM View: Time Series - All Data
Plant Miller Client: Southern Company Data: Miller Ash Pond

# Time Series

Constituent: Antimony (mg/L) Analysis Run 7/9/2020 3:06 PM View: Time Series - All Data

Plant Miller Client: Southern Company Data: Miller Ash Pond

| | GS-AP-MW-13 (bg) | GS-AP-MW-8 (bg) | MR-AP-MW-1 | MR-AP-MW-2 | MR-AP-MW-3D | MR-AP-MW-3S | MR-AP-MW-4 | MR-AP-MW-5 | MR-AP-PZ-5 |
|---|---|---|---|---|---|---|---|---|---|
| 7/19/2016 | | | | | 0.000725 (J) | 0.000787 (J) | <0.003 | | |
| 7/20/2016 | | | | | | | | | |
| 7/21/2016 | | | | | | | | | |
| 7/25/2016 | | | <0.003 | <0.003 | | | | | |
| 7/26/2016 | | | | | | | | <0.003 | <0.003 |
| 8/2/2016 | 0.003 | | | | | | | | |
| 8/3/2016 | | 0.003 | | | | | | | |
| 9/20/2016 | 0.003 | | | | | | | | |
| 9/21/2016 | | 0.003 | | | | | | | |
| 9/26/2016 | | | <0.003 | | <0.003 | <0.003 | | | |
| 9/27/2016 | | | | | | | <0.003 | | |
| 9/28/2016 | | | | <0.003 | | | | <0.003 | <0.003 |
| 10/25/2016 | 0.003 | 0.003 | | | | | | | |
| 10/31/2016 | | | | | <0.003 | <0.003 | | | |
| 11/1/2016 | | | | <0.003 | | | <0.003 | | |
| 11/2/2016 | | | <0.003 | | | | | <0.003 | <0.003 |
| 12/13/2016 | 0.003 | 0.00067 (J) | | | | | | | |
| 1/9/2017 | | | | | <0.003 | <0.003 | <0.003 | | |
| 1/10/2017 | | | | | | | | <0.003 | |
| 1/11/2017 | | | <0.003 | <0.003 | | | | | |
| 1/12/2017 | | | | | | | | | 0.000701 (J) |
| 2/6/2017 | | 0.003 | | | | | | | |
| 2/8/2017 | 0.003 | | | | | | | | |
| 2/13/2017 | | | <0.003 | | <0.003 | <0.003 | <0.003 | | 0.00166 (J) |
| 2/14/2017 | | | | <0.003 | | | | <0.003 | |
| 2/15/2017 | | | | | | | | | |
| 3/28/2017 | | 0.003 | | | | | | | |
| 3/29/2017 | 0.003 | | | | | | | | |
| 4/3/2017 | | | <0.003 | | <0.003 | <0.003 | | <0.003 | 0.0008 (J) |
| 4/4/2017 | | | | <0.003 | | | <0.003 | | |
| 4/6/2017 | | | | | | | | | |
| 4/24/2017 | | 0.003 | | | | | | | |
| 4/26/2017 | 0.003 | | | | | | | | |
| 5/15/2017 | | | <0.003 | | | | | | |
| 5/16/2017 | | | | <0.003 | <0.003 | <0.003 | <0.003 | | |
| 5/17/2017 | | | | | | | | <0.003 | 0.000975 (J) |
| 6/7/2017 | <0.003 | <0.003 | | | | | | | |
| 6/12/2017 | | | | | <0.003 | <0.003 | <0.003 | <0.003 | 0.00107 (J) |
| 6/13/2017 | | | | | | | | | |
| 6/14/2017 | | | <0.003 | <0.003 | | | | | |
| 1/29/2018 | | | | | <0.003 | <0.003 | <0.003 | | |
| 1/30/2018 | | | | | | | | | |
| 1/31/2018 | | | | | | | | | |
| 2/1/2018 | | | <0.003 | <0.003 | | | | <0.003 | <0.003 |
| 2/19/2018 | | <0.003 | | | | | | | |
| 2/20/2018 | <0.003 | | | | | | | | |
| 5/7/2018 | | | | | | | | | |
| 5/8/2018 | | | | | | | | | |
| 5/9/2018 | | | <0.003 | <0.003 | | | <0.003 | <0.003 | 0.00103 (J) |
| 5/10/2018 | | | | | <0.003 | <0.003 | | | |
| 5/15/2018 | <0.003 | <0.003 | | | | | | | |
| 10/8/2018 | | | | | | | <0.003 | <0.003 | <0.003 |

# Time Series

Constituent: Antimony (mg/L) Analysis Run 7/9/2020 3:06 PM View: Time Series - All Data

Plant Miller Client: Southern Company Data: Miller Ash Pond

| | GS-AP-MW-13 (bg) | GS-AP-MW-8 (bg) | MR-AP-MW-1 | MR-AP-MW-2 | MR-AP-MW-3D | MR-AP-MW-3S | MR-AP-MW-4 | MR-AP-MW-5 | MR-AP-PZ-5 |
|---|---|---|---|---|---|---|---|---|---|
| 10/9/2018 | | | <0.003 | <0.003 | <0.003 | <0.003 | | | |
| 10/16/2018 | | <0.003 | | | | | | | |
| 10/17/2018 | <0.003 | | | | | | | | |
| 4/16/2019 | <0.003 | <0.003 | | | | | | | |
| 4/22/2019 | | | | | | 0.00126 (J) | | | |
| 4/23/2019 | | | | | | | | <0.003 | 0.0009 (J) |
| 4/24/2019 | | | | | | | | | |
| 4/29/2019 | | | | | 0.00118 (J) | | <0.003 | | |
| 5/1/2019 | | | <0.003 | <0.003 | | | | | |
| 8/27/2019 | | | <0.003 | <0.003 | <0.003 | <0.003 | <0.003 | | |
| 8/28/2019 | | | | | | | | <0.003 | |
| 8/29/2019 | | | | | | | | | <0.003 |
| 9/24/2019 | | <0.003 | | | | | | | |
| 3/2/2020 | | | | | | | | <0.003 | <0.003 |
| 3/3/2020 | | | | <0.003 | <0.003 | <0.003 | | | |
| 3/4/2020 | | | | | | | <0.003 | | |
| 3/9/2020 | | | <0.003 | | | | | | |
| 3/10/2020 | | | | | | | | | |
| 3/18/2020 | | <0.003 | | | | | | | |

# Time Series

Constituent: Antimony (mg/L) Analysis Run 7/9/2020 3:06 PM View: Time Series - All Data

Plant Miller Client: Southern Company Data: Miller Ash Pond

| | MR-AP-MW-6 | MR-AP-MW-7D | MR-AP-MW-7S | MR-AP-MW-8D | MR-AP-MW-8S | MR-AP-MW-9D | MR-AP-MW-9S | MR-AP-MW-10 | MR-AP-MW-11 |
|---|---|---|---|---|---|---|---|---|---|
| 7/19/2016 | | | | | | | | | |
| 7/20/2016 | | | | | | <0.003 | <0.003 | | |
| 7/21/2016 | | <0.003 | <0.003 | | | | | | |
| 7/25/2016 | | | | <0.003 | <0.003 | | | <0.003 | <0.003 |
| 7/26/2016 | <0.003 | | | | | | | | |
| 8/2/2016 | | | | | | | | | |
| 8/3/2016 | | | | | | | | | |
| 9/20/2016 | | | | | | | | | |
| 9/21/2016 | | | | | | | | | |
| 9/26/2016 | | | | | | | | | |
| 9/27/2016 | | <0.003 | <0.003 | | 0.00062 (J) | | <0.003 | <0.003 | <0.003 |
| 9/28/2016 | <0.003 | | | <0.003 | | <0.003 | | | |
| 10/25/2016 | | | | | | | | | |
| 10/31/2016 | | | | | | | | <0.003 | |
| 11/1/2016 | <0.003 | <0.003 | <0.003 | <0.003 | <0.003 | <0.003 | | | <0.003 |
| 11/2/2016 | | | | | | | <0.003 | | |
| 12/13/2016 | | | | | | | | | |
| 1/9/2017 | <0.003 | | | | | | | | |
| 1/10/2017 | | <0.003 | <0.003 | <0.003 | <0.003 | <0.003 | | | |
| 1/11/2017 | | | | | | | | <0.003 | |
| 1/12/2017 | | | | | | | <0.003 | | <0.003 |
| 2/6/2017 | | | | | | | | | |
| 2/8/2017 | | | | | | | | | |
| 2/13/2017 | <0.003 | | | | | | | | <0.003 |
| 2/14/2017 | | <0.003 | <0.003 | | <0.003 | | | <0.003 | |
| 2/15/2017 | | | | <0.003 | | <0.003 | <0.003 | | |
| 3/28/2017 | | | | | | | | | |
| 3/29/2017 | | | | | | | | | |
| 4/3/2017 | <0.003 | | | | | | | | |
| 4/4/2017 | | <0.003 | <0.003 | <0.003 | <0.003 | <0.003 | | | <0.003 |
| 4/6/2017 | | | | | | | <0.003 | <0.003 | |
| 4/24/2017 | | | | | | | | | |
| 4/26/2017 | | | | | | | | | |
| 5/15/2017 | | | | | | | | | |
| 5/16/2017 | <0.003 | <0.003 | <0.003 | | 0.000683 (J) | | | | <0.003 |
| 5/17/2017 | | | | <0.003 | | <0.003 | <0.003 | <0.003 | |
| 6/7/2017 | | | | | | | | | |
| 6/12/2017 | <0.003 | | | | | | | | |
| 6/13/2017 | | <0.003 | <0.003 | <0.003 | <0.003 | <0.003 | | <0.003 | |
| 6/14/2017 | | | | | | | <0.003 | | <0.003 |
| 1/29/2018 | | <0.003 | | | | | | | |
| 1/30/2018 | | | <0.003 | <0.003 | <0.003 | <0.003 | <0.003 | | |
| 1/31/2018 | | | | | | | | <0.003 | |
| 2/1/2018 | <0.003 | | | | | | | | <0.003 |
| 2/19/2018 | | | | | | | | | |
| 2/20/2018 | | | | | | | | | |
| 5/7/2018 | | | | | | | | | |
| 5/8/2018 | | | | | | <0.003 | <0.003 | | <0.003 |
| 5/9/2018 | <0.003 | <0.003 | <0.003 | <0.003 | 0.000744 (J) | | | | |
| 5/10/2018 | | | | | | | | <0.003 | |
| 5/15/2018 | | | | | | | | | |
| 10/8/2018 | <0.003 | | | | | | | <0.003 | |

# Time Series

Constituent: Antimony (mg/L) Analysis Run 7/9/2020 3:06 PM View: Time Series - All Data

Plant Miller Client: Southern Company Data: Miller Ash Pond

| | MR-AP-MW-6 | MR-AP-MW-7D | MR-AP-MW-7S | MR-AP-MW-8D | MR-AP-MW-8S | MR-AP-MW-9D | MR-AP-MW-9S | MR-AP-MW-10 | MR-AP-MW-11 |
|---|---|---|---|---|---|---|---|---|---|
| 10/9/2018 | | <0.003 | <0.003 | <0.003 | <0.003 | <0.003 | <0.003 | | <0.003 |
| 10/16/2018 | | | | | | | | | |
| 10/17/2018 | | | | | | | | | |
| 4/16/2019 | | | | | | | | | |
| 4/22/2019 | | | | | | | | | |
| 4/23/2019 | <0.003 | | | | | | | | |
| 4/24/2019 | | <0.003 | <0.003 | <0.003 | 0.000999 (J) | <0.003 | <0.003 | <0.003 | |
| 4/29/2019 | | | | | | | | | |
| 5/1/2019 | | | | | | | | | <0.003 |
| 8/27/2019 | | | | | | <0.003 | <0.003 | | |
| 8/28/2019 | <0.003 | <0.003 | <0.003 | <0.003 | <0.003 | | | | <0.003 |
| 8/29/2019 | | | | | | | | <0.003 | |
| 9/24/2019 | | | | | | | | | |
| 3/2/2020 | | | | | | | | | |
| 3/3/2020 | <0.003 | <0.003 | <0.003 | <0.003 | 0.0012 (J) | <0.003 | <0.003 | | <0.003 |
| 3/4/2020 | | | | | | | | | |
| 3/9/2020 | | | | | | | | <0.003 | |
| 3/10/2020 | | | | | | | | | |
| 3/18/2020 | | | | | | | | | |

# Time Series

Constituent: Antimony (mg/L) Analysis Run 7/9/2020 3:06 PM View: Time Series - All Data

Plant Miller Client: Southern Company Data: Miller Ash Pond

| | MR-AP-MW-12 | MR-AP-MW-13D | MR-AP-MW-13S | MR-AP-MW-14 | MR-AP-MW-15 | MR-AP-MW-16 |
|---|---|---|---|---|---|---|
| 7/19/2016 | | | | | <0.003 | <0.003 |
| 7/20/2016 | 0.00069 (J) | <0.003 | <0.003 | <0.003 | | |
| 7/21/2016 | | | | | | |
| 7/25/2016 | | | | | | |
| 7/26/2016 | | | | | | |
| 8/2/2016 | | | | | | |
| 8/3/2016 | | | | | | |
| 9/20/2016 | | | | | | |
| 9/21/2016 | | | | | | |
| 9/26/2016 | | | | <0.003 | <0.003 | <0.003 |
| 9/27/2016 | 0.000757 (J) | <0.003 | <0.003 | | | |
| 9/28/2016 | | | | | | |
| 10/25/2016 | | | | | | |
| 10/31/2016 | | | | <0.003 | <0.003 | <0.003 |
| 11/1/2016 | <0.003 | <0.003 | <0.003 | | | |
| 11/2/2016 | | | | | | |
| 12/13/2016 | | | | | | |
| 1/9/2017 | | | | <0.003 | <0.003 | <0.003 |
| 1/10/2017 | | | | | | |
| 1/11/2017 | <0.003 | <0.003 | <0.003 | | | |
| 1/12/2017 | | | | | | |
| 2/6/2017 | | | | | | |
| 2/8/2017 | | | | | | |
| 2/13/2017 | | | | | | |
| 2/14/2017 | | | | <0.003 | <0.003 | 0.000801 (J) |
| 2/15/2017 | <0.003 | <0.003 | <0.003 | | | |
| 3/28/2017 | | | | | | |
| 3/29/2017 | | | | | | |
| 4/3/2017 | | | | | | <0.003 |
| 4/4/2017 | 0.000652 (J) | <0.003 | | <0.003 | <0.003 | |
| 4/6/2017 | | | <0.003 | | | |
| 4/24/2017 | | | | | | |
| 4/26/2017 | | | | | | |
| 5/15/2017 | 0.000849 (J) | | | | | |
| 5/16/2017 | | | | | <0.003 | <0.003 |
| 5/17/2017 | | <0.003 | <0.003 | <0.003 | | |
| 6/7/2017 | | | | | | |
| 6/12/2017 | | | | | <0.003 | <0.003 |
| 6/13/2017 | | <0.003 | <0.003 | <0.003 | | |
| 6/14/2017 | <0.003 | | | | | |
| 1/29/2018 | | | | | | |
| 1/30/2018 | <0.003 | | | | | |
| 1/31/2018 | | <0.003 | <0.003 | | <0.003 | |
| 2/1/2018 | | | | <0.003 | | <0.003 |
| 2/19/2018 | | | | | | |
| 2/20/2018 | | | | | | |
| 5/7/2018 | | | | | <0.003 | <0.003 |
| 5/8/2018 | <0.003 | <0.003 | <0.003 | <0.003 | | |
| 5/9/2018 | | | | | | |
| 5/10/2018 | | | | | | |
| 5/15/2018 | | | | | | |
| 10/8/2018 | <0.003 | | | | | |

# Time Series

Constituent: Antimony (mg/L) Analysis Run 7/9/2020 3:06 PM View: Time Series - All Data

Plant Miller Client: Southern Company Data: Miller Ash Pond

| | MR-AP-MW-12 | MR-AP-MW-13D | MR-AP-MW-13S | MR-AP-MW-14 | MR-AP-MW-15 | MR-AP-MW-16 |
|---|---|---|---|---|---|---|
| 10/9/2018 | | <0.003 | <0.003 | <0.003 | <0.003 | <0.003 |
| 10/16/2018 | | | | | | |
| 10/17/2018 | | | | | | |
| 4/16/2019 | | | | | | |
| 4/22/2019 | | | | | | |
| 4/23/2019 | | | | | | |
| 4/24/2019 | | <0.003 | <0.003 | <0.003 | <0.003 | 0.00107 (J) |
| 4/29/2019 | | | | | | |
| 5/1/2019 | | | | | | |
| 8/27/2019 | | | | | | |
| 8/28/2019 | <0.003 | | | <0.003 | <0.003 | <0.003 |
| 8/29/2019 | | <0.003 | <0.003 | | | |
| 9/24/2019 | | | | | | |
| 3/2/2020 | | | | | | |
| 3/3/2020 | | | | | | <0.003 |
| 3/4/2020 | | | | <0.003 | <0.003 | |
| 3/9/2020 | | <0.003 | <0.003 | | | |
| 3/10/2020 | <0.003 | | | | | |
| 3/18/2020 | | | | | | |

# Time Series

Constituent: Antimony (mg/L) Analysis Run 7/9/2020 3:06 PM View: Time Series - All Data

Plant Miller Client: Southern Company Data: Miller Ash Pond

| | MR-AP-MW-4V | MR-AP-MW-6V | MR-AP-MW-17H | MR-AP-MW-18H | MR-AP-MW-20H | MR-AP-MW-20HS | MR-AP-MW-21 (bg) | MR-AP-MW-24 | MR-AP-MW-25 |
|---|---|---|---|---|---|---|---|---|---|
| 2/20/2019 | | | | | | | | | |
| 3/4/2019 | | | | | | | | 0.00121 (J) | 0.00826 |
| 3/5/2019 | 0.000933 (J) | <0.003 | | | | | | | |
| 3/6/2019 | | | <0.003 | <0.003 | <0.003 | <0.003 | <0.003 | | |
| 8/27/2019 | <0.003 | | <0.003 | <0.003 | | | | | |
| 8/28/2019 | | <0.003 | | | | | <0.003 | | |
| 9/3/2019 | | | | | <0.003 | <0.003 | | | |
| 9/24/2019 | | | | | | | | | |
| 3/3/2020 | | <0.003 | | | | | | | |
| 3/4/2020 | <0.003 | | | | | | | | |
| 3/5/2020 | | | | | | | | | |
| 3/9/2020 | | | | | | | <0.003 | | |
| 3/10/2020 | | | <0.003 | <0.003 | <0.003 | <0.003 | | | |
| 3/25/2020 | | | | | | | | | |

# Time Series

Constituent: Antimony (mg/L) Analysis Run 7/9/2020 3:06 PM View: Time Series - All Data

Plant Miller Client: Southern Company Data: Miller Ash Pond

| | MR-AP-MW-26 | MR-AP-MW-33H | MR-AP-MW-23 | MR-AP-MW-32H | MR-AP-MW-34H | MR-AP-MW-19HA | MR-AP-MW-30H | MR-AP-MW-37H | MR-AP-MW-28H |
|---|---|---|---|---|---|---|---|---|---|
| 2/20/2019 | | | | | | | | | |
| 3/4/2019 | 0.0107 | | | | | | | | |
| 3/5/2019 | | | | | | | | | |
| 3/6/2019 | | | | | | | | | |
| 8/27/2019 | | | | | | | | | |
| 8/28/2019 | | | | | | | | | |
| 9/3/2019 | | | | | | | | | |
| 9/24/2019 | | | | | | | | | |
| 3/3/2020 | | | | | | | | | |
| 3/4/2020 | | | | | | | | | |
| 3/5/2020 | | <0.003 | | | | | | | |
| 3/9/2020 | | | <0.003 | | <0.003 | <0.003 | | 0.00201 (J) | <0.003 |
| 3/10/2020 | | | | <0.003 | | | <0.003 | | |
| 3/25/2020 | | | | | | | | | |

# Time Series

Constituent: Antimony (mg/L) Analysis Run 7/9/2020 3:06 PM View: Time Series - All Data

Plant Miller Client: Southern Company Data: Miller Ash Pond

| | MR-AP-MW-35H | GS-AP-MW-17V ... |
|---|---|---|
| 2/20/2019 | | 0.00115 (J) |
| 3/4/2019 | | |
| 3/5/2019 | | |
| 3/6/2019 | | |
| 8/27/2019 | | |
| 8/28/2019 | | |
| 9/3/2019 | | |
| 9/24/2019 | | <0.003 |
| 3/3/2020 | | |
| 3/4/2020 | | |
| 3/5/2020 | | |
| 3/9/2020 | | |
| 3/10/2020 | <0.003 | |
| 3/25/2020 | | <0.003 |

# Time Series

Constituent: Arsenic (mg/L) Analysis Run 7/9/2020 3:06 PM View: Time Series - All Data

Plant Miller Client: Southern Company Data: Miller Ash Pond

| | GS-AP-MW-13 (bg) | GS-AP-MW-8 (bg) | MR-AP-MW-1 | MR-AP-MW-2 | MR-AP-MW-3D | MR-AP-MW-3S | MR-AP-MW-4 | MR-AP-MW-5 | MR-AP-PZ-5 |
|---|---|---|---|---|---|---|---|---|---|
| 7/19/2016 | | | | | 0.0105 | 0.00172 (J) | <0.005 | | |
| 7/20/2016 | | | | | | | | | |
| 7/21/2016 | | | | | | | | | |
| 7/25/2016 | | | 0.0046 (J) | 0.00267 (J) | | | | | |
| 7/26/2016 | | | | | | | | 0.0112 | 0.00314 (J) |
| 8/2/2016 | 0.005 | | | | | | | | |
| 8/3/2016 | | 0.00214 (J) | | | | | | | |
| 9/20/2016 | 0.005 | | | | | | | | |
| 9/21/2016 | | 0.00112 (J) | | | | | | | |
| 9/26/2016 | | | 0.00317 (J) | | 0.0106 | 0.00246 (J) | | | |
| 9/27/2016 | | | | | | | <0.005 | | |
| 9/28/2016 | | | | 0.00163 (J) | | | | 0.00955 | 0.00629 |
| 10/25/2016 | 0.005 | 0.005 | | | | | | | |
| 10/31/2016 | | | | | 0.0111 | 0.00224 (J) | | | |
| 11/1/2016 | | | | 0.00197 (J) | | | <0.005 | | |
| 11/2/2016 | | | 0.00321 (J) | | | | | 0.0129 | 0.00438 (J) |
| 12/13/2016 | 0.005 | 0.005 | | | | | | | |
| 1/9/2017 | | | | | 0.0119 | 0.00251 (J) | <0.005 | | |
| 1/10/2017 | | | | | | | | 0.0135 | |
| 1/11/2017 | | | 0.00286 (J) | 0.00168 (J) | | | | | |
| 1/12/2017 | | | | | | | | | 0.0039 (J) |
| 2/6/2017 | | 0.00111 (J) | | | | | | | |
| 2/8/2017 | 0.005 | | | | | | | | |
| 2/13/2017 | | | 0.0024 (J) | | 0.0122 | 0.00179 (J) | <0.005 | | 0.00443 (J) |
| 2/14/2017 | | | | 0.00175 (J) | | | | 0.0141 | |
| 2/15/2017 | | | | | | | | | |
| 3/28/2017 | | 0.00109 (J) | | | | | | | |
| 3/29/2017 | 0.005 | | | | | | | | |
| 4/3/2017 | | | 0.00232 (J) | | 0.0115 | 0.00128 (J) | | 0.0141 | 0.00206 (J) |
| 4/4/2017 | | | | 0.00148 (J) | | | <0.005 | | |
| 4/6/2017 | | | | | | | | | |
| 4/24/2017 | | 0.005 | | | | | | | |
| 4/26/2017 | 0.005 | | | | | | | | |
| 5/15/2017 | | | 0.00183 (J) | | | | | | |
| 5/16/2017 | | | | 0.00156 (J) | 0.0103 | 0.00124 (J) | <0.005 | | |
| 5/17/2017 | | | | | | | | 0.0138 | 0.00306 (J) |
| 6/7/2017 | <0.005 | <0.005 | | | | | | | |
| 6/12/2017 | | | | | 0.0108 | 0.0018 (J) | <0.005 | 0.0118 | 0.00203 (J) |
| 6/13/2017 | | | | | | | | | |
| 6/14/2017 | | | 0.00151 (J) | 0.00154 (J) | | | | | |
| 1/29/2018 | | | | | 0.0119 | 0.00264 (J) | <0.005 | | |
| 1/30/2018 | | | | | | | | | |
| 1/31/2018 | | | | | | | | | |
| 2/1/2018 | | | 0.00284 (J) | 0.0013 (J) | | | | 0.0142 | 0.00181 (J) |
| 2/19/2018 | | <0.005 | | | | | | | |
| 2/20/2018 | <0.005 | | | | | | | | |
| 5/7/2018 | | | | | | | | | |
| 5/8/2018 | | | | | | | | | |
| 5/9/2018 | | | 0.00109 (J) | 0.00121 (J) | | | <0.005 | 0.0114 | 0.00291 (J) |
| 5/10/2018 | | | | | 0.0111 | 0.00262 (J) | | | |
| 5/15/2018 | <0.005 | <0.005 | | | | | | | |
| 10/8/2018 | | | | | | | <0.005 | 0.0109 | 0.00166 (J) |

# Time Series

Constituent: Arsenic (mg/L) Analysis Run 7/9/2020 3:06 PM View: Time Series - All Data

Plant Miller Client: Southern Company Data: Miller Ash Pond

| | GS-AP-MW-13 (bg) | GS-AP-MW-8 (bg) | MR-AP-MW-1 | MR-AP-MW-2 | MR-AP-MW-3D | MR-AP-MW-3S | MR-AP-MW-4 | MR-AP-MW-5 | MR-AP-PZ-5 |
|---|---|---|---|---|---|---|---|---|---|
| 10/9/2018 | | | 0.00174 (J) | 0.00156 (J) | 0.01 | 0.00206 (J) | | | |
| 10/16/2018 | | <0.005 | | | | | | | |
| 10/17/2018 | <0.005 | | | | | | | | |
| 4/16/2019 | <0.005 | <0.005 | | | | | | | |
| 4/22/2019 | | | | | | 0.00275 (J) | | | |
| 4/23/2019 | | | | | | | | 0.0122 | <0.005 |
| 4/24/2019 | | | | | | | | | |
| 4/29/2019 | | | | | 0.0108 | | <0.005 | | |
| 5/1/2019 | | | 0.00229 (J) | 0.0039 (J) | | | | | |
| 8/27/2019 | | | 0.00211 (J) | 0.00194 (J) | 0.0111 | 0.00222 (J) | <0.005 | | |
| 8/28/2019 | | | | | | | | 0.0107 | |
| 8/29/2019 | | | | | | | | | 0.00123 (J) |
| 9/24/2019 | | <0.005 | | | | | | | |
| 3/2/2020 | | | | | | | | 0.0122 | 0.0013 (J) |
| 3/3/2020 | | | | 0.00238 (J) | 0.0118 | 0.00199 (J) | | | |
| 3/4/2020 | | | | | | | <0.005 | | |
| 3/9/2020 | | | 0.0058 | | | | | | |
| 3/10/2020 | | | | | | | | | |
| 3/18/2020 | | <0.005 | | | | | | | |

# Time Series

Constituent: Arsenic (mg/L) Analysis Run 7/9/2020 3:06 PM View: Time Series - All Data

Plant Miller Client: Southern Company Data: Miller Ash Pond

| | MR-AP-MW-6 | MR-AP-MW-7D | MR-AP-MW-7S | MR-AP-MW-8D | MR-AP-MW-8S | MR-AP-MW-9D | MR-AP-MW-9S | MR-AP-MW-10 | MR-AP-MW-11 |
|---|---|---|---|---|---|---|---|---|---|
| 7/19/2016 | | | | | | | | | |
| 7/20/2016 | | | | | | 0.00202 (J) | <0.005 | | |
| 7/21/2016 | | 0.00186 (J) | 0.00237 (J) | | | | | | |
| 7/25/2016 | | | | 0.00116 (J) | <0.005 | | | 0.00272 (J) | <0.005 |
| 7/26/2016 | <0.005 | | | | | | | | |
| 8/2/2016 | | | | | | | | | |
| 8/3/2016 | | | | | | | | | |
| 9/20/2016 | | | | | | | | | |
| 9/21/2016 | | | | | | | | | |
| 9/26/2016 | | | | | | | | | |
| 9/27/2016 | | 0.00193 (J) | 0.00249 (J) | | <0.005 | | <0.005 | 0.00246 (J) | <0.005 |
| 9/28/2016 | <0.005 | | | 0.00144 (J) | | 0.00176 (J) | | | |
| 10/25/2016 | | | | | | | | | |
| 10/31/2016 | | | | | | | | 0.00261 (J) | |
| 11/1/2016 | <0.005 | 0.00177 (J) | 0.00239 (J) | 0.00132 (J) | <0.005 | 0.0021 (J) | | | <0.005 |
| 11/2/2016 | | | | | | | <0.005 | | |
| 12/13/2016 | | | | | | | | | |
| 1/9/2017 | <0.005 | | | | | | | | |
| 1/10/2017 | | 0.00185 (J) | 0.00267 (J) | 0.00127 (J) | <0.005 | 0.0022 (J) | | | |
| 1/11/2017 | | | | | | | | 0.00291 (J) | |
| 1/12/2017 | | | | | | | <0.005 | | <0.005 |
| 2/6/2017 | | | | | | | | | |
| 2/8/2017 | | | | | | | | | |
| 2/13/2017 | <0.005 | | | | | | | | <0.005 |
| 2/14/2017 | | 0.00174 (J) | 0.00272 (J) | | <0.005 | | | 0.00272 (J) | |
| 2/15/2017 | | | | <0.005 | | 0.00232 (J) | <0.005 | | |
| 3/28/2017 | | | | | | | | | |
| 3/29/2017 | | | | | | | | | |
| 4/3/2017 | <0.005 | | | | | | | | |
| 4/4/2017 | | 0.00157 (J) | 0.00253 (J) | <0.005 | <0.005 | 0.00218 (J) | | | <0.005 |
| 4/6/2017 | | | | | | | <0.005 | 0.00235 (J) | |
| 4/24/2017 | | | | | | | | | |
| 4/26/2017 | | | | | | | | | |
| 5/15/2017 | | | | | | | | | |
| 5/16/2017 | <0.005 | 0.0015 (J) | 0.0023 (J) | | <0.005 | | | | <0.005 |
| 5/17/2017 | | | | <0.005 | | 0.00207 (J) | <0.005 | 0.00213 (J) | |
| 6/7/2017 | | | | | | | | | |
| 6/12/2017 | <0.005 | | | | | | | | |
| 6/13/2017 | | 0.00144 (J) | 0.00222 (J) | <0.005 | <0.005 | 0.00197 (J) | | 0.00218 (J) | |
| 6/14/2017 | | | | | | | <0.005 | | <0.005 |
| 1/29/2018 | | 0.00185 (J) | | | | | | | |
| 1/30/2018 | | | 0.00254 (J) | 0.00161 (J) | <0.005 | 0.0023 (J) | <0.005 | | |
| 1/31/2018 | | | | | | | | 0.00229 (J) | |
| 2/1/2018 | <0.005 | | | | | | | | <0.005 |
| 2/19/2018 | | | | | | | | | |
| 2/20/2018 | | | | | | | | | |
| 5/7/2018 | | | | | | | | | |
| 5/8/2018 | | | | | | 0.00211 (J) | <0.005 | | <0.005 |
| 5/9/2018 | <0.005 | 0.00148 (J) | 0.0025 (J) | 0.00168 (J) | <0.005 | | | | |
| 5/10/2018 | | | | | | | | 0.00215 (J) | |
| 5/15/2018 | | | | | | | | | |
| 10/8/2018 | <0.005 | | | | | | | 0.00184 (J) | |

# Time Series

Constituent: Arsenic (mg/L) Analysis Run 7/9/2020 3:06 PM View: Time Series - All Data

Plant Miller Client: Southern Company Data: Miller Ash Pond

| | MR-AP-MW-6 | MR-AP-MW-7D | MR-AP-MW-7S | MR-AP-MW-8D | MR-AP-MW-8S | MR-AP-MW-9D | MR-AP-MW-9S | MR-AP-MW-10 | MR-AP-MW-11 |
|---|---|---|---|---|---|---|---|---|---|
| 10/9/2018 | | 0.00211 (J) | 0.00202 (J) | 0.0012 (J) | <0.005 | 0.00182 (J) | <0.005 | | <0.005 |
| 10/16/2018 | | | | | | | | | |
| 10/17/2018 | | | | | | | | | |
| 4/16/2019 | | | | | | | | | |
| 4/22/2019 | | | | | | | | | |
| 4/23/2019 | <0.005 | | | | | | | | |
| 4/24/2019 | | 0.00189 (J) | 0.00245 (J) | 0.00146 (J) | <0.005 | 0.00194 (J) | <0.005 | 0.00193 (J) | |
| 4/29/2019 | | | | | | | | | |
| 5/1/2019 | | | | | | | | | <0.005 |
| 8/27/2019 | | | | | | 0.00188 (J) | <0.005 | | |
| 8/28/2019 | <0.005 | 0.00197 (J) | 0.0021 (J) | 0.00146 (J) | <0.005 | | | | <0.005 |
| 8/29/2019 | | | | | | | | 0.00177 (J) | |
| 9/24/2019 | | | | | | | | | |
| 3/2/2020 | | | | | | | | | |
| 3/3/2020 | <0.005 | 0.00224 (J) | 0.00237 (J) | 0.00166 (J) | <0.005 | 0.00191 (J) | <0.005 | | <0.005 |
| 3/4/2020 | | | | | | | | | |
| 3/9/2020 | | | | | | | | 0.0018 (J) | |
| 3/10/2020 | | | | | | | | | |
| 3/18/2020 | | | | | | | | | |

# Time Series

Constituent: Arsenic (mg/L) Analysis Run 7/9/2020 3:06 PM View: Time Series - All Data

Plant Miller Client: Southern Company Data: Miller Ash Pond

| | MR-AP-MW-12 | MR-AP-MW-13D | MR-AP-MW-13S | MR-AP-MW-14 | MR-AP-MW-15 | MR-AP-MW-16 |
|---|---|---|---|---|---|---|
| 7/19/2016 | | | | | <0.005 | 0.00159 (J) |
| 7/20/2016 | 0.00169 (J) | 0.00239 (J) | 0.00346 (J) | <0.005 | | |
| 7/21/2016 | | | | | | |
| 7/25/2016 | | | | | | |
| 7/26/2016 | | | | | | |
| 8/2/2016 | | | | | | |
| 8/3/2016 | | | | | | |
| 9/20/2016 | | | | | | |
| 9/21/2016 | | | | | | |
| 9/26/2016 | | | | <0.005 | <0.005 | <0.005 |
| 9/27/2016 | 0.00187 (J) | 0.00241 (J) | 0.00306 (J) | | | |
| 9/28/2016 | | | | | | |
| 10/25/2016 | | | | | | |
| 10/31/2016 | | | | <0.005 | <0.005 | <0.005 |
| 11/1/2016 | 0.00203 (J) | 0.00315 (J) | 0.00333 (J) | | | |
| 11/2/2016 | | | | | | |
| 12/13/2016 | | | | | | |
| 1/9/2017 | | | | <0.005 | <0.005 | <0.005 |
| 1/10/2017 | | | | | | |
| 1/11/2017 | 0.00196 (J) | 0.00197 (J) | 0.00331 (J) | | | |
| 1/12/2017 | | | | | | |
| 2/6/2017 | | | | | | |
| 2/8/2017 | | | | | | |
| 2/13/2017 | | | | | | |
| 2/14/2017 | | | | <0.005 | <0.005 | <0.005 |
| 2/15/2017 | 0.00189 (J) | 0.00253 (J) | 0.00367 (J) | | | |
| 3/28/2017 | | | | | | |
| 3/29/2017 | | | | | | |
| 4/3/2017 | | | | | | <0.005 |
| 4/4/2017 | 0.00186 (J) | 0.00179 (J) | | <0.005 | <0.005 | |
| 4/6/2017 | | | 0.00321 (J) | | | |
| 4/24/2017 | | | | | | |
| 4/26/2017 | | | | | | |
| 5/15/2017 | 0.00167 (J) | | | | | |
| 5/16/2017 | | | | | <0.005 | <0.005 |
| 5/17/2017 | | 0.0015 (J) | 0.00306 (J) | <0.005 | | |
| 6/7/2017 | | | | | | |
| 6/12/2017 | | | | | <0.005 | <0.005 |
| 6/13/2017 | | 0.00157 (J) | 0.00337 (J) | <0.005 | | |
| 6/14/2017 | 0.00161 (J) | | | | | |
| 1/29/2018 | | | | | | |
| 1/30/2018 | 0.00189 (J) | | | | | |
| 1/31/2018 | | 0.00196 (J) | 0.00394 (J) | | <0.005 | |
| 2/1/2018 | | | | <0.005 | | <0.005 |
| 2/19/2018 | | | | | | |
| 2/20/2018 | | | | | | |
| 5/7/2018 | | | | | <0.005 | <0.005 |
| 5/8/2018 | 0.00222 (J) | 0.00227 (J) | 0.00384 (J) | <0.005 | | |
| 5/9/2018 | | | | | | |
| 5/10/2018 | | | | | | |
| 5/15/2018 | | | | | | |
| 10/8/2018 | 0.0024 (J) | | | | | |

# Time Series

Constituent: Arsenic (mg/L) Analysis Run 7/9/2020 3:06 PM View: Time Series - All Data

Plant Miller Client: Southern Company Data: Miller Ash Pond

| | MR-AP-MW-12 | MR-AP-MW-13D | MR-AP-MW-13S | MR-AP-MW-14 | MR-AP-MW-15 | MR-AP-MW-16 |
|---|---|---|---|---|---|---|
| 10/9/2018 | | 0.00272 (J) | 0.00362 (J) | <0.005 | <0.005 | <0.005 |
| 10/16/2018 | | | | | | |
| 10/17/2018 | | | | | | |
| 4/16/2019 | | | | | | |
| 4/22/2019 | | | | | | |
| 4/23/2019 | | | | | | |
| 4/24/2019 | | 0.00439 (J) | 0.00362 (J) | <0.005 | <0.005 | <0.005 |
| 4/29/2019 | | | | | | |
| 5/1/2019 | | | | | | |
| 8/27/2019 | | | | | | |
| 8/28/2019 | 0.00297 (J) | | | <0.005 | <0.005 | <0.005 |
| 8/29/2019 | | 0.00296 (J) | 0.00453 (J) | | | |
| 9/24/2019 | | | | | | |
| 3/2/2020 | | | | | | |
| 3/3/2020 | | | | | | <0.005 |
| 3/4/2020 | | | | <0.005 | <0.005 | |
| 3/9/2020 | | 0.00866 | 0.00403 (J) | | | |
| 3/10/2020 | 0.00353 (J) | | | | | |
| 3/18/2020 | | | | | | |

# Time Series

Constituent: Arsenic (mg/L) Analysis Run 7/9/2020 3:06 PM View: Time Series - All Data

Plant Miller Client: Southern Company Data: Miller Ash Pond

| | MR-AP-MW-4V | MR-AP-MW-6V | MR-AP-MW-17H | MR-AP-MW-18H | MR-AP-MW-20H | MR-AP-MW-20HS | MR-AP-MW-21 (bg) | MR-AP-MW-24 | MR-AP-MW-25 |
|---|---|---|---|---|---|---|---|---|---|
| 2/20/2019 | | | | | | | | | |
| 3/4/2019 | | | | | | | | <0.005 | 0.0291 |
| 3/5/2019 | 0.00167 (J) | 0.00146 (J) | | | | | | | |
| 3/6/2019 | | | <0.005 | <0.005 | <0.005 | <0.005 | 0.00106 (J) | | |
| 8/27/2019 | 0.00149 (J) | | <0.005 | <0.005 | | | | | |
| 8/28/2019 | | 0.0151 | | | | | 0.00129 (J) | | |
| 9/3/2019 | | | | | 0.00104 (J) | <0.005 | | | |
| 9/24/2019 | | | | | | | | | |
| 3/3/2020 | | 0.0236 | | | | | | | |
| 3/4/2020 | <0.005 | | | | | | | | |
| 3/5/2020 | | | | | | | | | |
| 3/9/2020 | | | | | | | 0.00472 (J) | | |
| 3/10/2020 | | | <0.005 | <0.005 | <0.005 | <0.005 | | | |
| 3/25/2020 | | | | | | | | | |

# Time Series

Constituent: Arsenic (mg/L) Analysis Run 7/9/2020 3:06 PM View: Time Series - All Data

Plant Miller Client: Southern Company Data: Miller Ash Pond

| | MR-AP-MW-26 | MR-AP-MW-33H | MR-AP-MW-23 | MR-AP-MW-32H | MR-AP-MW-34H | MR-AP-MW-19HA | MR-AP-MW-30H | MR-AP-MW-37H | MR-AP-MW-28H |
|---|---|---|---|---|---|---|---|---|---|
| 2/20/2019 | | | | | | | | | |
| 3/4/2019 | 0.0686 | | | | | | | | |
| 3/5/2019 | | | | | | | | | |
| 3/6/2019 | | | | | | | | | |
| 8/27/2019 | | | | | | | | | |
| 8/28/2019 | | | | | | | | | |
| 9/3/2019 | | | | | | | | | |
| 9/24/2019 | | | | | | | | | |
| 3/3/2020 | | | | | | | | | |
| 3/4/2020 | | | | | | | | | |
| 3/5/2020 | | 0.00362 (J) | | | | | | | |
| 3/9/2020 | | | <0.005 | | 0.00719 | 0.00384 (J) | | 0.0113 | 0.00423 (J) |
| 3/10/2020 | | | | 0.00312 (J) | | | 0.00737 | | |
| 3/25/2020 | | | | | | | | | |

# Time Series

Constituent: Arsenic (mg/L) Analysis Run 7/9/2020 3:06 PM View: Time Series - All Data

Plant Miller Client: Southern Company Data: Miller Ash Pond

| | MR-AP-MW-35H | GS-AP-MW-17V ... |
|---|---|---|
| 2/20/2019 | | 0.0011 (J) |
| 3/4/2019 | | |
| 3/5/2019 | | |
| 3/6/2019 | | |
| 8/27/2019 | | |
| 8/28/2019 | | |
| 9/3/2019 | | |
| 9/24/2019 | | 0.00149 (J) |
| 3/3/2020 | | |
| 3/4/2020 | | |
| 3/5/2020 | | |
| 3/9/2020 | | |
| 3/10/2020 | 0.0139 | |
| 3/25/2020 | | <0.005 |

Sanitas™ v.9.6.24 Sanitas software licensed to Southern Company. UG

## Time Series

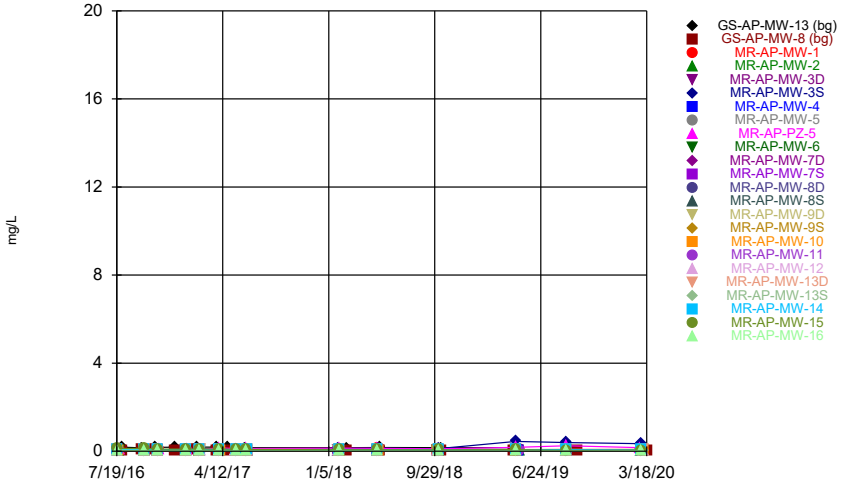


Constituent: Barium Analysis Run 7/9/2020 3:02 PM View: Time Series - All Data

Plant Miller Client: Southern Company Data: Miller Ash Pond

Sanitas™ v.9.6.24 Sanitas software licensed to Southern Company. UG

## Time Series

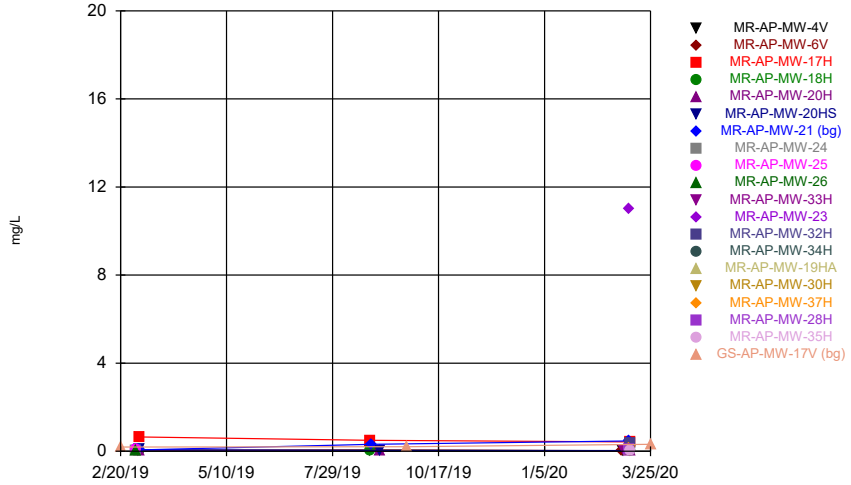


Constituent: Barium Analysis Run 7/9/2020 3:02 PM View: Time Series - All Data

Plant Miller Client: Southern Company Data: Miller Ash Pond

Sanitas™ v.9.6.24 Sanitas software licensed to Southern Company. UG
Hollow symbols indicate censored values.

## Time Series

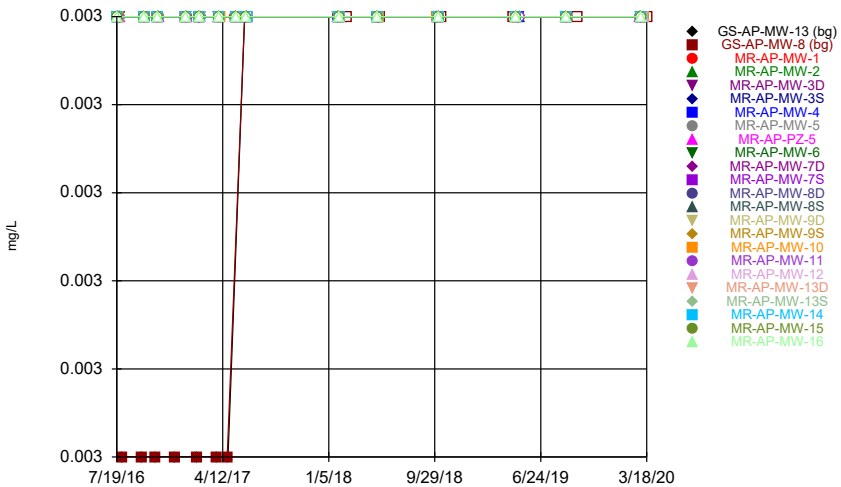


Constituent: Beryllium Analysis Run 7/9/2020 3:02 PM View: Time Series - All Data

Plant Miller Client: Southern Company Data: Miller Ash Pond

Sanitas™ v.9.6.24 Sanitas software licensed to Southern Company. UG
Hollow symbols indicate censored values.

## Time Series

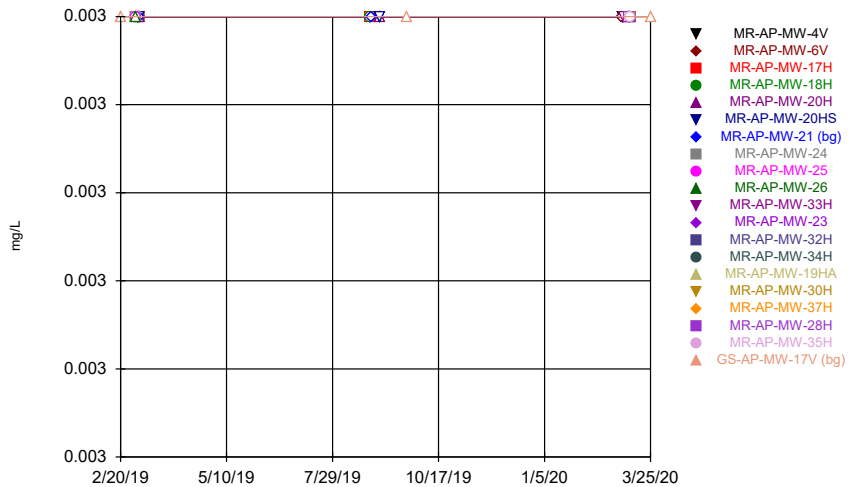


Constituent: Beryllium Analysis Run 7/9/2020 3:02 PM View: Time Series - All Data

Plant Miller Client: Southern Company Data: Miller Ash Pond

# Time Series

Constituent: Barium (mg/L) Analysis Run 7/9/2020 3:06 PM View: Time Series - All Data

Plant Miller Client: Southern Company Data: Miller Ash Pond

| | GS-AP-MW-13 (bg) | GS-AP-MW-8 (bg) | MR-AP-MW-1 | MR-AP-MW-2 | MR-AP-MW-3D | MR-AP-MW-3S | MR-AP-MW-4 | MR-AP-MW-5 | MR-AP-PZ-5 |
|---|---|---|---|---|---|---|---|---|---|
| 7/19/2016 | | | | | 0.032 | 0.083 | 0.0165 | | |
| 7/20/2016 | | | | | | | | | |
| 7/21/2016 | | | | | | | | | |
| 7/25/2016 | | | 0.0656 | 0.0266 | | | | | |
| 7/26/2016 | | | | | | | | 0.0158 | 0.11 |
| 8/2/2016 | 0.184 | | | | | | | | |
| 8/3/2016 | | 0.0274 | | | | | | | |
| 9/20/2016 | 0.153 | | | | | | | | |
| 9/21/2016 | | 0.0811 | | | | | | | |
| 9/26/2016 | | | 0.041 | | 0.0222 | 0.0616 | | | |
| 9/27/2016 | | | | | | | 0.0139 | | |
| 9/28/2016 | | | | 0.0246 | | | | 0.0153 | 0.0644 |
| 10/25/2016 | 0.176 | 0.0576 | | | | | | | |
| 10/31/2016 | | | | | 0.0235 | 0.073 | | | |
| 11/1/2016 | | | | 0.0186 | | | 0.0141 | | |
| 11/2/2016 | | | 0.0578 | | | | | 0.0154 | 0.0781 |
| 12/13/2016 | 0.184 | 0.0241 | | | | | | | |
| 1/9/2017 | | | | | 0.0229 | 0.0791 | 0.0144 | | |
| 1/10/2017 | | | | | | | | 0.015 | |
| 1/11/2017 | | | 0.0603 | 0.0157 | | | | | |
| 1/12/2017 | | | | | | | | | 0.0582 |
| 2/6/2017 | | 0.0747 | | | | | | | |
| 2/8/2017 | 0.189 | | | | | | | | |
| 2/13/2017 | | | 0.0946 | | 0.0259 | 0.101 | 0.0145 | | 0.0612 |
| 2/14/2017 | | | | 0.0183 | | | | 0.017 | |
| 2/15/2017 | | | | | | | | | |
| 3/28/2017 | | 0.0183 | | | | | | | |
| 3/29/2017 | 0.184 | | | | | | | | |
| 4/3/2017 | | | 0.0996 | | 0.0244 | 0.109 | | 0.0148 | 0.166 |
| 4/4/2017 | | | | 0.016 | | | 0.013 | | |
| 4/6/2017 | | | | | | | | | |
| 4/24/2017 | | 0.04 | | | | | | | |
| 4/26/2017 | 0.177 | | | | | | | | |
| 5/15/2017 | | | 0.0753 | | | | | | |
| 5/16/2017 | | | | 0.0162 | 0.0229 | 0.108 | 0.0121 | | |
| 5/17/2017 | | | | | | | | 0.0149 | 0.11 |
| 6/7/2017 | 0.164 | 0.00769 (J) | | | | | | | |
| 6/12/2017 | | | | | 0.0246 | 0.0919 | 0.0133 | 0.0154 | 0.127 |
| 6/13/2017 | | | | | | | | | |
| 6/14/2017 | | | 0.0821 | 0.016 | | | | | |
| 1/29/2018 | | | | | 0.0282 | 0.118 | 0.0137 | | |
| 1/30/2018 | | | | | | | | | |
| 1/31/2018 | | | | | | | | | |
| 2/1/2018 | | | 0.0814 | 0.016 | | | | 0.0162 | 0.144 |
| 2/19/2018 | | 0.00762 (J) | | | | | | | |
| 2/20/2018 | 0.165 | | | | | | | | |
| 5/7/2018 | | | | | | | | | |
| 5/8/2018 | | | | | | | | | |
| 5/9/2018 | | | 0.116 | 0.0143 | | | 0.0142 | 0.0144 | 0.131 |
| 5/10/2018 | | | | | 0.0243 | 0.133 | | | |
| 5/15/2018 | 0.172 | 0.00701 (J) | | | | | | | |
| 10/8/2018 | | | | | | | 0.0119 | 0.0149 | 0.111 |

# Time Series

Constituent: Barium (mg/L) Analysis Run 7/9/2020 3:06 PM View: Time Series - All Data

Plant Miller Client: Southern Company Data: Miller Ash Pond

| | GS-AP-MW-13 (bg) | GS-AP-MW-8 (bg) | MR-AP-MW-1 | MR-AP-MW-2 | MR-AP-MW-3D | MR-AP-MW-3S | MR-AP-MW-4 | MR-AP-MW-5 | MR-AP-PZ-5 |
|---|---|---|---|---|---|---|---|---|---|
| 10/9/2018 | | | 0.0933 | 0.0136 | 0.0234 | 0.121 | | | |
| 10/16/2018 | | 0.0094 (J) | | | | | | | |
| 10/17/2018 | 0.165 | | | | | | | | |
| 4/16/2019 | 0.16 | 0.00459 (J) | | | | | | | |
| 4/22/2019 | | | | | | 0.447 | | | |
| 4/23/2019 | | | | | | | | 0.0163 | 0.176 |
| 4/24/2019 | | | | | | | | | |
| 4/29/2019 | | | | | 0.0404 | | 0.0146 | | |
| 5/1/2019 | | | 0.0672 | 0.0164 | | | | | |
| 8/27/2019 | | | 0.0555 | 0.0177 | 0.0334 | 0.395 | 0.014 | | |
| 8/28/2019 | | | | | | | | 0.0158 | |
| 8/29/2019 | | | | | | | | | 0.25 |
| 9/24/2019 | | 0.0434 | | | | | | | |
| 3/2/2020 | | | | | | | | 0.0155 | 0.165 |
| 3/3/2020 | | | | 0.0172 | 0.0304 | 0.347 | | | |
| 3/4/2020 | | | | | | | 0.0137 | | |
| 3/9/2020 | | | 0.0285 | | | | | | |
| 3/10/2020 | | | | | | | | | |
| 3/18/2020 | | 0.00507 (J) | | | | | | | |

# Time Series

Constituent: Barium (mg/L) Analysis Run 7/9/2020 3:06 PM View: Time Series - All Data

Plant Miller Client: Southern Company Data: Miller Ash Pond

| | MR-AP-MW-6 | MR-AP-MW-7D | MR-AP-MW-7S | MR-AP-MW-8D | MR-AP-MW-8S | MR-AP-MW-9D | MR-AP-MW-9S | MR-AP-MW-10 | MR-AP-MW-11 |
|---|---|---|---|---|---|---|---|---|---|
| 7/19/2016 | | | | | | | | | |
| 7/20/2016 | | | | | | 0.0144 | 0.0201 | | |
| 7/21/2016 | | 0.0343 | 0.0415 | | | | | | |
| 7/25/2016 | | | | 0.0547 | 0.0233 | | | 0.0185 | 0.052 |
| 7/26/2016 | 0.0266 | | | | | | | | |
| 8/2/2016 | | | | | | | | | |
| 8/3/2016 | | | | | | | | | |
| 9/20/2016 | | | | | | | | | |
| 9/21/2016 | | | | | | | | | |
| 9/26/2016 | | | | | | | | | |
| 9/27/2016 | | 0.0294 | 0.0355 | | 0.0245 | | 0.0175 | 0.0131 | 0.0398 |
| 9/28/2016 | 0.0261 | | | 0.0478 | | 0.0141 | | | |
| 10/25/2016 | | | | | | | | | |
| 10/31/2016 | | | | | | | | 0.0124 | |
| 11/1/2016 | 0.0265 | 0.0316 | 0.038 | 0.0521 | 0.0285 | 0.0132 | | | 0.0375 |
| 11/2/2016 | | | | | | | 0.0175 | | |
| 12/13/2016 | | | | | | | | | |
| 1/9/2017 | 0.0256 | | | | | | | | |
| 1/10/2017 | | 0.0304 | 0.0369 | 0.0452 | 0.0368 | 0.0125 | | | |
| 1/11/2017 | | | | | | | | 0.0122 | |
| 1/12/2017 | | | | | | | 0.0224 | | 0.0291 |
| 2/6/2017 | | | | | | | | | |
| 2/8/2017 | | | | | | | | | |
| 2/13/2017 | 0.0286 | | | | | | | | 0.0329 |
| 2/14/2017 | | 0.0359 | 0.0414 | | 0.0337 | | | 0.0151 | |
| 2/15/2017 | | | | 0.0408 | | 0.0129 | 0.0153 | | |
| 3/28/2017 | | | | | | | | | |
| 3/29/2017 | | | | | | | | | |
| 4/3/2017 | 0.0253 | | | | | | | | |
| 4/4/2017 | | 0.0295 | 0.0349 | 0.0311 | 0.0212 | 0.0117 | | | 0.0292 |
| 4/6/2017 | | | | | | | 0.0132 | 0.0116 | |
| 4/24/2017 | | | | | | | | | |
| 4/26/2017 | | | | | | | | | |
| 5/15/2017 | | | | | | | | | |
| 5/16/2017 | 0.0268 | 0.0319 | 0.0384 | | 0.0202 | | | | 0.0247 |
| 5/17/2017 | | | | 0.0367 | | 0.011 | 0.0314 | 0.0132 | |
| 6/7/2017 | | | | | | | | | |
| 6/12/2017 | 0.026 | | | | | | | | |
| 6/13/2017 | | 0.0307 | 0.034 | 0.0344 | 0.0179 | 0.0108 | | 0.0131 | |
| 6/14/2017 | | | | | | | 0.0316 | | 0.0263 |
| 1/29/2018 | | 0.0331 | | | | | | | |
| 1/30/2018 | | | 0.0381 | 0.0379 | 0.0201 | 0.0148 | 0.0188 | | |
| 1/31/2018 | | | | | | | | 0.0138 | |
| 2/1/2018 | 0.0264 | | | | | | | | 0.0366 |
| 2/19/2018 | | | | | | | | | |
| 2/20/2018 | | | | | | | | | |
| 5/7/2018 | | | | | | | | | |
| 5/8/2018 | | | | | | 0.0124 | 0.0408 | | 0.0347 |
| 5/9/2018 | 0.0242 | 0.032 | 0.0365 | 0.0311 | 0.0195 | | | | |
| 5/10/2018 | | | | | | | | 0.0142 | |
| 5/15/2018 | | | | | | | | | |
| 10/8/2018 | 0.023 | | | | | | | 0.0126 | |

# Time Series

Constituent: Barium (mg/L) Analysis Run 7/9/2020 3:06 PM View: Time Series - All Data

Plant Miller Client: Southern Company Data: Miller Ash Pond

| | MR-AP-MW-6 | MR-AP-MW-7D | MR-AP-MW-7S | MR-AP-MW-8D | MR-AP-MW-8S | MR-AP-MW-9D | MR-AP-MW-9S | MR-AP-MW-10 | MR-AP-MW-11 |
|---|---|---|---|---|---|---|---|---|---|
| 10/9/2018 | | 0.0296 | 0.0333 | 0.0302 | 0.0169 | 0.0108 | 0.0241 | | 0.0322 |
| 10/16/2018 | | | | | | | | | |
| 10/17/2018 | | | | | | | | | |
| 4/16/2019 | | | | | | | | | |
| 4/22/2019 | | | | | | | | | |
| 4/23/2019 | 0.0256 | | | | | | | | |
| 4/24/2019 | | 0.0326 | 0.0402 | 0.0295 | 0.0202 | 0.0128 | 0.0458 | 0.0154 | |
| 4/29/2019 | | | | | | | | | |
| 5/1/2019 | | | | | | | | | 0.04 |
| 8/27/2019 | | | | | | 0.014 | 0.0332 | | |
| 8/28/2019 | 0.0269 | 0.0361 | 0.0451 | 0.0323 | 0.0217 | | | | 0.0387 |
| 8/29/2019 | | | | | | | | 0.0185 | |
| 9/24/2019 | | | | | | | | | |
| 3/2/2020 | | | | | | | | | |
| 3/3/2020 | 0.0257 | 0.034 | 0.0383 | 0.025 | 0.0262 | 0.0122 | 0.0268 | | 0.029 |
| 3/4/2020 | | | | | | | | | |
| 3/9/2020 | | | | | | | | 0.0175 | |
| 3/10/2020 | | | | | | | | | |
| 3/18/2020 | | | | | | | | | |

# Time Series

Constituent: Barium (mg/L) Analysis Run 7/9/2020 3:06 PM View: Time Series - All Data

Plant Miller Client: Southern Company Data: Miller Ash Pond

| | MR-AP-MW-12 | MR-AP-MW-13D | MR-AP-MW-13S | MR-AP-MW-14 | MR-AP-MW-15 | MR-AP-MW-16 |
|---|---|---|---|---|---|---|
| 7/19/2016 | | | | | 0.125 | 0.044 |
| 7/20/2016 | 0.0243 | 0.0827 | 0.021 | 0.0847 | | |
| 7/21/2016 | | | | | | |
| 7/25/2016 | | | | | | |
| 7/26/2016 | | | | | | |
| 8/2/2016 | | | | | | |
| 8/3/2016 | | | | | | |
| 9/20/2016 | | | | | | |
| 9/21/2016 | | | | | | |
| 9/26/2016 | | | | 0.0926 | 0.131 | 0.0367 |
| 9/27/2016 | 0.0273 | 0.0955 | 0.0252 | | | |
| 9/28/2016 | | | | | | |
| 10/25/2016 | | | | | | |
| 10/31/2016 | | | | 0.076 | 0.101 | 0.0277 |
| 11/1/2016 | 0.0211 | 0.0744 | 0.0201 | | | |
| 11/2/2016 | | | | | | |
| 12/13/2016 | | | | | | |
| 1/9/2017 | | | | 0.0727 | 0.0952 | 0.0323 |
| 1/10/2017 | | | | | | |
| 1/11/2017 | 0.0208 | 0.0614 | 0.0183 | | | |
| 1/12/2017 | | | | | | |
| 2/6/2017 | | | | | | |
| 2/8/2017 | | | | | | |
| 2/13/2017 | | | | | | |
| 2/14/2017 | | | | 0.0796 | 0.106 | 0.0391 |
| 2/15/2017 | 0.0227 | 0.0741 | 0.0212 | | | |
| 3/28/2017 | | | | | | |
| 3/29/2017 | | | | | | |
| 4/3/2017 | | | | | | 0.0245 |
| 4/4/2017 | 0.021 | 0.0668 | | 0.0663 | 0.0962 | |
| 4/6/2017 | | | 0.0175 | | | |
| 4/24/2017 | | | | | | |
| 4/26/2017 | | | | | | |
| 5/15/2017 | 0.0229 | | | | | |
| 5/16/2017 | | | | | 0.1 | 0.0276 |
| 5/17/2017 | | 0.0725 | 0.0182 | 0.0762 | | |
| 6/7/2017 | | | | | | |
| 6/12/2017 | | | | | 0.08 | 0.0242 |
| 6/13/2017 | | 0.0812 | 0.0195 | 0.0671 | | |
| 6/14/2017 | 0.0221 | | | | | |
| 1/29/2018 | | | | | | |
| 1/30/2018 | 0.0224 | | | | | |
| 1/31/2018 | | 0.0843 | 0.0207 | | 0.07 | |
| 2/1/2018 | | | | 0.0772 | | 0.0289 |
| 2/19/2018 | | | | | | |
| 2/20/2018 | | | | | | |
| 5/7/2018 | | | | | 0.071 | 0.0264 |
| 5/8/2018 | 0.0194 | 0.078 | 0.0202 | 0.0753 | | |
| 5/9/2018 | | | | | | |
| 5/10/2018 | | | | | | |
| 5/15/2018 | | | | | | |
| 10/8/2018 | 0.0167 | | | | | |

# Time Series

Constituent: Barium (mg/L) Analysis Run 7/9/2020 3:06 PM View: Time Series - All Data

Plant Miller Client: Southern Company Data: Miller Ash Pond

| | MR-AP-MW-12 | MR-AP-MW-13D | MR-AP-MW-13S | MR-AP-MW-14 | MR-AP-MW-15 | MR-AP-MW-16 |
|---|---|---|---|---|---|---|
| 10/9/2018 | | 0.0712 | 0.018 | 0.0623 | 0.0588 | 0.0271 |
| 10/16/2018 | | | | | | |
| 10/17/2018 | | | | | | |
| 4/16/2019 | | | | | | |
| 4/22/2019 | | | | | | |
| 4/23/2019 | | | | | | |
| 4/24/2019 | | 0.0726 | 0.0217 | 0.0723 | 0.0765 | 0.0252 |
| 4/29/2019 | | | | | | |
| 5/1/2019 | | | | | | |
| 8/27/2019 | | | | | | |
| 8/28/2019 | 0.0177 | | | 0.0784 | 0.0424 | 0.0208 |
| 8/29/2019 | | 0.0876 | 0.0247 | | | |
| 9/24/2019 | | | | | | |
| 3/2/2020 | | | | | | |
| 3/3/2020 | | | | | | 0.03 |
| 3/4/2020 | | | | 0.0632 | 0.0544 | |
| 3/9/2020 | | 0.088 | 0.0198 | | | |
| 3/10/2020 | 0.015 | | | | | |
| 3/18/2020 | | | | | | |

# Time Series

Constituent: Barium (mg/L) Analysis Run 7/9/2020 3:06 PM View: Time Series - All Data

Plant Miller Client: Southern Company Data: Miller Ash Pond

| | MR-AP-MW-4V | MR-AP-MW-6V | MR-AP-MW-17H | MR-AP-MW-18H | MR-AP-MW-20H | MR-AP-MW-20HS | MR-AP-MW-21 (bg) | MR-AP-MW-24 | MR-AP-MW-25 |
|---|---|---|---|---|---|---|---|---|---|
| 2/20/2019 | | | | | | | | | |
| 3/4/2019 | | | | | | | | 0.0308 | 0.0712 |
| 3/5/2019 | 0.0219 | 0.0355 | | | | | | | |
| 3/6/2019 | | | 0.65 | 0.0293 | 0.0486 | 0.0711 | 0.0629 | | |
| 8/27/2019 | 0.0187 | | 0.495 | 0.0361 | | | | | |
| 8/28/2019 | | 0.0614 | | | | | 0.314 | | |
| 9/3/2019 | | | | | 0.0361 | 0.0425 | | | |
| 9/24/2019 | | | | | | | | | |
| 3/3/2020 | | 0.0275 | | | | | | | |
| 3/4/2020 | 0.019 | | | | | | | | |
| 3/5/2020 | | | | | | | | | |
| 3/9/2020 | | | | | | | 0.469 | | |
| 3/10/2020 | | | 0.425 | 0.0261 | 0.0267 | 0.0292 | | | |
| 3/25/2020 | | | | | | | | | |

# Time Series

Constituent: Barium (mg/L) Analysis Run 7/9/2020 3:06 PM View: Time Series - All Data

Plant Miller Client: Southern Company Data: Miller Ash Pond

| | MR-AP-MW-26 | MR-AP-MW-33H | MR-AP-MW-23 | MR-AP-MW-32H | MR-AP-MW-34H | MR-AP-MW-19HA | MR-AP-MW-30H | MR-AP-MW-37H | MR-AP-MW-28H |
|---|---|---|---|---|---|---|---|---|---|
| 2/20/2019 | | | | | | | | | |
| 3/4/2019 | 0.0377 | | | | | | | | |
| 3/5/2019 | | | | | | | | | |
| 3/6/2019 | | | | | | | | | |
| 8/27/2019 | | | | | | | | | |
| 8/28/2019 | | | | | | | | | |
| 9/3/2019 | | | | | | | | | |
| 9/24/2019 | | | | | | | | | |
| 3/3/2020 | | | | | | | | | |
| 3/4/2020 | | | | | | | | | |
| 3/5/2020 | | 0.0326 | | | | | | | |
| 3/9/2020 | | | 11 | | 0.088 | 0.0752 | | 0.112 | 0.0658 |
| 3/10/2020 | | | | 0.367 | | | 0.0503 | | |
| 3/25/2020 | | | | | | | | | |

# Time Series

Constituent: Barium (mg/L) Analysis Run 7/9/2020 3:06 PM View: Time Series - All Data

Plant Miller Client: Southern Company Data: Miller Ash Pond

| | MR-AP-MW-35H | GS-AP-MW-17V ... |
|---|---|---|
| 2/20/2019 | | 0.191 |
| 3/4/2019 | | |
| 3/5/2019 | | |
| 3/6/2019 | | |
| 8/27/2019 | | |
| 8/28/2019 | | |
| 9/3/2019 | | |
| 9/24/2019 | | 0.208 |
| 3/3/2020 | | |
| 3/4/2020 | | |
| 3/5/2020 | | |
| 3/9/2020 | | |
| 3/10/2020 | 0.0349 | |
| 3/25/2020 | | 0.314 |

# Time Series

Constituent: Beryllium (mg/L) Analysis Run 7/9/2020 3:06 PM View: Time Series - All Data

Plant Miller Client: Southern Company Data: Miller Ash Pond

| | GS-AP-MW-13 (bg) | GS-AP-MW-8 (bg) | MR-AP-MW-1 | MR-AP-MW-2 | MR-AP-MW-3D | MR-AP-MW-3S | MR-AP-MW-4 | MR-AP-MW-5 | MR-AP-PZ-5 |
|---|---|---|---|---|---|---|---|---|---|
| 7/19/2016 | | | | | <0.003 | <0.003 | <0.003 | | |
| 7/20/2016 | | | | | | | | | |
| 7/21/2016 | | | | | | | | | |
| 7/25/2016 | | | <0.003 | <0.003 | | | | | |
| 7/26/2016 | | | | | | | | <0.003 | <0.003 |
| 8/2/2016 | 0.003 | | | | | | | | |
| 8/3/2016 | | 0.003 | | | | | | | |
| 9/20/2016 | 0.003 | | | | | | | | |
| 9/21/2016 | | 0.003 | | | | | | | |
| 9/26/2016 | | | <0.003 | | <0.003 | <0.003 | | | |
| 9/27/2016 | | | | | | | <0.003 | | |
| 9/28/2016 | | | | <0.003 | | | | <0.003 | <0.003 |
| 10/25/2016 | 0.003 | 0.003 | | | | | | | |
| 10/31/2016 | | | | | <0.003 | <0.003 | | | |
| 11/1/2016 | | | | <0.003 | | | <0.003 | | |
| 11/2/2016 | | | <0.003 | | | | | <0.003 | <0.003 |
| 12/13/2016 | 0.003 | 0.003 | | | | | | | |
| 1/9/2017 | | | | | <0.003 | <0.003 | <0.003 | | |
| 1/10/2017 | | | | | | | | <0.003 | |
| 1/11/2017 | | | <0.003 | <0.003 | | | | | |
| 1/12/2017 | | | | | | | | | <0.003 |
| 2/6/2017 | | 0.003 | | | | | | | |
| 2/8/2017 | 0.003 | | | | | | | | |
| 2/13/2017 | | | <0.003 | | <0.003 | <0.003 | <0.003 | | <0.003 |
| 2/14/2017 | | | | <0.003 | | | | <0.003 | |
| 2/15/2017 | | | | | | | | | |
| 3/28/2017 | | 0.003 | | | | | | | |
| 3/29/2017 | 0.003 | | | | | | | | |
| 4/3/2017 | | | <0.003 | | <0.003 | <0.003 | | <0.003 | <0.003 |
| 4/4/2017 | | | | <0.003 | | | <0.003 | | |
| 4/6/2017 | | | | | | | | | |
| 4/24/2017 | | 0.003 | | | | | | | |
| 4/26/2017 | 0.003 | | | | | | | | |
| 5/15/2017 | | | <0.003 | | | | | | |
| 5/16/2017 | | | | <0.003 | <0.003 | <0.003 | <0.003 | | |
| 5/17/2017 | | | | | | | | <0.003 | <0.003 |
| 6/7/2017 | <0.003 | <0.003 | | | | | | | |
| 6/12/2017 | | | | | <0.003 | <0.003 | <0.003 | <0.003 | <0.003 |
| 6/13/2017 | | | | | | | | | |
| 6/14/2017 | | | <0.003 | <0.003 | | | | | |
| 1/29/2018 | | | | | <0.003 | <0.003 | <0.003 | | |
| 1/30/2018 | | | | | | | | | |
| 1/31/2018 | | | | | | | | | |
| 2/1/2018 | | | <0.003 | <0.003 | | | | <0.003 | <0.003 |
| 2/19/2018 | | <0.003 | | | | | | | |
| 2/20/2018 | <0.003 | | | | | | | | |
| 5/7/2018 | | | | | | | | | |
| 5/8/2018 | | | | | | | | | |
| 5/9/2018 | | | <0.003 | <0.003 | | | <0.003 | <0.003 | <0.003 |
| 5/10/2018 | | | | | <0.003 | <0.003 | | | |
| 5/15/2018 | <0.003 | <0.003 | | | | | | | |
| 10/8/2018 | | | | | | | <0.003 | <0.003 | <0.003 |

# Time Series

Constituent: Beryllium (mg/L) Analysis Run 7/9/2020 3:06 PM View: Time Series - All Data

Plant Miller Client: Southern Company Data: Miller Ash Pond

| | GS-AP-MW-13 (bg) | GS-AP-MW-8 (bg) | MR-AP-MW-1 | MR-AP-MW-2 | MR-AP-MW-3D | MR-AP-MW-3S | MR-AP-MW-4 | MR-AP-MW-5 | MR-AP-PZ-5 |
|---|---|---|---|---|---|---|---|---|---|
| 10/9/2018 | | | <0.003 | <0.003 | <0.003 | <0.003 | | | |
| 10/16/2018 | | <0.003 | | | | | | | |
| 10/17/2018 | <0.003 | | | | | | | | |
| 4/16/2019 | <0.003 | <0.003 | | | | | | | |
| 4/22/2019 | | | | | | <0.003 | | | |
| 4/23/2019 | | | | | | | | <0.003 | <0.003 |
| 4/24/2019 | | | | | | | | | |
| 4/29/2019 | | | | | <0.003 | | <0.003 | | |
| 5/1/2019 | | | <0.003 | <0.003 | | | | | |
| 8/27/2019 | | | <0.003 | <0.003 | <0.003 | <0.003 | <0.003 | | |
| 8/28/2019 | | | | | | | | <0.003 | |
| 8/29/2019 | | | | | | | | | <0.003 |
| 9/24/2019 | | <0.003 | | | | | | | |
| 3/2/2020 | | | | | | | | <0.003 | <0.003 |
| 3/3/2020 | | | | <0.003 | <0.003 | <0.003 | | | |
| 3/4/2020 | | | | | | | <0.003 | | |
| 3/9/2020 | | | <0.003 | | | | | | |
| 3/10/2020 | | | | | | | | | |
| 3/18/2020 | | <0.003 | | | | | | | |

# Time Series

Constituent: Beryllium (mg/L) Analysis Run 7/9/2020 3:06 PM View: Time Series - All Data

Plant Miller Client: Southern Company Data: Miller Ash Pond

| | MR-AP-MW-6 | MR-AP-MW-7D | MR-AP-MW-7S | MR-AP-MW-8D | MR-AP-MW-8S | MR-AP-MW-9D | MR-AP-MW-9S | MR-AP-MW-10 | MR-AP-MW-11 |
|---|---|---|---|---|---|---|---|---|---|
| 7/19/2016 | | | | | | | | | |
| 7/20/2016 | | | | | | <0.003 | <0.003 | | |
| 7/21/2016 | | <0.003 | <0.003 | | | | | | |
| 7/25/2016 | | | | <0.003 | <0.003 | | | <0.003 | <0.003 |
| 7/26/2016 | <0.003 | | | | | | | | |
| 8/2/2016 | | | | | | | | | |
| 8/3/2016 | | | | | | | | | |
| 9/20/2016 | | | | | | | | | |
| 9/21/2016 | | | | | | | | | |
| 9/26/2016 | | | | | | | | | |
| 9/27/2016 | | <0.003 | <0.003 | | <0.003 | | <0.003 | <0.003 | <0.003 |
| 9/28/2016 | <0.003 | | | <0.003 | | <0.003 | | | |
| 10/25/2016 | | | | | | | | | |
| 10/31/2016 | | | | | | | | <0.003 | |
| 11/1/2016 | <0.003 | <0.003 | <0.003 | <0.003 | <0.003 | <0.003 | | | <0.003 |
| 11/2/2016 | | | | | | | <0.003 | | |
| 12/13/2016 | | | | | | | | | |
| 1/9/2017 | <0.003 | | | | | | | | |
| 1/10/2017 | | <0.003 | <0.003 | <0.003 | <0.003 | <0.003 | | | |
| 1/11/2017 | | | | | | | | <0.003 | |
| 1/12/2017 | | | | | | | <0.003 | | <0.003 |
| 2/6/2017 | | | | | | | | | |
| 2/8/2017 | | | | | | | | | |
| 2/13/2017 | <0.003 | | | | | | | | <0.003 |
| 2/14/2017 | | <0.003 | <0.003 | | <0.003 | | | <0.003 | |
| 2/15/2017 | | | | <0.003 | | <0.003 | <0.003 | | |
| 3/28/2017 | | | | | | | | | |
| 3/29/2017 | | | | | | | | | |
| 4/3/2017 | <0.003 | | | | | | | | |
| 4/4/2017 | | <0.003 | <0.003 | <0.003 | <0.003 | <0.003 | | | <0.003 |
| 4/6/2017 | | | | | | | <0.003 | <0.003 | |
| 4/24/2017 | | | | | | | | | |
| 4/26/2017 | | | | | | | | | |
| 5/15/2017 | | | | | | | | | |
| 5/16/2017 | <0.003 | <0.003 | <0.003 | | <0.003 | | | | <0.003 |
| 5/17/2017 | | | | <0.003 | | <0.003 | <0.003 | <0.003 | |
| 6/7/2017 | | | | | | | | | |
| 6/12/2017 | <0.003 | | | | | | | | |
| 6/13/2017 | | <0.003 | <0.003 | <0.003 | <0.003 | <0.003 | | <0.003 | |
| 6/14/2017 | | | | | | | <0.003 | | <0.003 |
| 1/29/2018 | | <0.003 | | | | | | | |
| 1/30/2018 | | | <0.003 | <0.003 | <0.003 | <0.003 | <0.003 | | |
| 1/31/2018 | | | | | | | | <0.003 | |
| 2/1/2018 | <0.003 | | | | | | | | <0.003 |
| 2/19/2018 | | | | | | | | | |
| 2/20/2018 | | | | | | | | | |
| 5/7/2018 | | | | | | | | | |
| 5/8/2018 | | | | | | <0.003 | <0.003 | | <0.003 |
| 5/9/2018 | <0.003 | <0.003 | <0.003 | <0.003 | <0.003 | | | | |
| 5/10/2018 | | | | | | | | <0.003 | |
| 5/15/2018 | | | | | | | | | |
| 10/8/2018 | <0.003 | | | | | | | <0.003 | |

# Time Series

Constituent: Beryllium (mg/L) Analysis Run 7/9/2020 3:06 PM View: Time Series - All Data

Plant Miller Client: Southern Company Data: Miller Ash Pond

| | MR-AP-MW-6 | MR-AP-MW-7D | MR-AP-MW-7S | MR-AP-MW-8D | MR-AP-MW-8S | MR-AP-MW-9D | MR-AP-MW-9S | MR-AP-MW-10 | MR-AP-MW-11 |
|---|---|---|---|---|---|---|---|---|---|
| 10/9/2018 | | <0.003 | <0.003 | <0.003 | <0.003 | <0.003 | <0.003 | | <0.003 |
| 10/16/2018 | | | | | | | | | |
| 10/17/2018 | | | | | | | | | |
| 4/16/2019 | | | | | | | | | |
| 4/22/2019 | | | | | | | | | |
| 4/23/2019 | <0.003 | | | | | | | | |
| 4/24/2019 | | <0.003 | <0.003 | <0.003 | <0.003 | <0.003 | <0.003 | <0.003 | |
| 4/29/2019 | | | | | | | | | |
| 5/1/2019 | | | | | | | | | <0.003 |
| 8/27/2019 | | | | | | <0.003 | <0.003 | | |
| 8/28/2019 | <0.003 | <0.003 | <0.003 | <0.003 | <0.003 | | | | <0.003 |
| 8/29/2019 | | | | | | | | <0.003 | |
| 9/24/2019 | | | | | | | | | |
| 3/2/2020 | | | | | | | | | |
| 3/3/2020 | <0.003 | <0.003 | <0.003 | <0.003 | <0.003 | <0.003 | <0.003 | | <0.003 |
| 3/4/2020 | | | | | | | | | |
| 3/9/2020 | | | | | | | | <0.003 | |
| 3/10/2020 | | | | | | | | | |
| 3/18/2020 | | | | | | | | | |

# Time Series

Constituent: Beryllium (mg/L) Analysis Run 7/9/2020 3:06 PM View: Time Series - All Data

Plant Miller Client: Southern Company Data: Miller Ash Pond

| | MR-AP-MW-12 | MR-AP-MW-13D | MR-AP-MW-13S | MR-AP-MW-14 | MR-AP-MW-15 | MR-AP-MW-16 |
|---|---|---|---|---|---|---|
| 7/19/2016 | | | | | <0.003 | <0.003 |
| 7/20/2016 | <0.003 | <0.003 | <0.003 | <0.003 | | |
| 7/21/2016 | | | | | | |
| 7/25/2016 | | | | | | |
| 7/26/2016 | | | | | | |
| 8/2/2016 | | | | | | |
| 8/3/2016 | | | | | | |
| 9/20/2016 | | | | | | |
| 9/21/2016 | | | | | | |
| 9/26/2016 | | | | <0.003 | <0.003 | <0.003 |
| 9/27/2016 | <0.003 | <0.003 | <0.003 | | | |
| 9/28/2016 | | | | | | |
| 10/25/2016 | | | | | | |
| 10/31/2016 | | | | <0.003 | <0.003 | <0.003 |
| 11/1/2016 | <0.003 | <0.003 | <0.003 | | | |
| 11/2/2016 | | | | | | |
| 12/13/2016 | | | | | | |
| 1/9/2017 | | | | <0.003 | <0.003 | <0.003 |
| 1/10/2017 | | | | | | |
| 1/11/2017 | <0.003 | <0.003 | <0.003 | | | |
| 1/12/2017 | | | | | | |
| 2/6/2017 | | | | | | |
| 2/8/2017 | | | | | | |
| 2/13/2017 | | | | | | |
| 2/14/2017 | | | | <0.003 | <0.003 | <0.003 |
| 2/15/2017 | <0.003 | <0.003 | <0.003 | | | |
| 3/28/2017 | | | | | | |
| 3/29/2017 | | | | | | |
| 4/3/2017 | | | | | | <0.003 |
| 4/4/2017 | <0.003 | <0.003 | | <0.003 | <0.003 | |
| 4/6/2017 | | | <0.003 | | | |
| 4/24/2017 | | | | | | |
| 4/26/2017 | | | | | | |
| 5/15/2017 | <0.003 | | | | | |
| 5/16/2017 | | | | | <0.003 | <0.003 |
| 5/17/2017 | | <0.003 | <0.003 | <0.003 | | |
| 6/7/2017 | | | | | | |
| 6/12/2017 | | | | | <0.003 | <0.003 |
| 6/13/2017 | | <0.003 | <0.003 | <0.003 | | |
| 6/14/2017 | <0.003 | | | | | |
| 1/29/2018 | | | | | | |
| 1/30/2018 | <0.003 | | | | | |
| 1/31/2018 | | <0.003 | <0.003 | | <0.003 | |
| 2/1/2018 | | | | <0.003 | | <0.003 |
| 2/19/2018 | | | | | | |
| 2/20/2018 | | | | | | |
| 5/7/2018 | | | | | <0.003 | <0.003 |
| 5/8/2018 | <0.003 | <0.003 | <0.003 | <0.003 | | |
| 5/9/2018 | | | | | | |
| 5/10/2018 | | | | | | |
| 5/15/2018 | | | | | | |
| 10/8/2018 | <0.003 | | | | | |

# Time Series

Constituent: Beryllium (mg/L) Analysis Run 7/9/2020 3:06 PM View: Time Series - All Data

Plant Miller Client: Southern Company Data: Miller Ash Pond

| | MR-AP-MW-12 | MR-AP-MW-13D | MR-AP-MW-13S | MR-AP-MW-14 | MR-AP-MW-15 | MR-AP-MW-16 |
|---|---|---|---|---|---|---|
| 10/9/2018 | | <0.003 | <0.003 | <0.003 | <0.003 | <0.003 |
| 10/16/2018 | | | | | | |
| 10/17/2018 | | | | | | |
| 4/16/2019 | | | | | | |
| 4/22/2019 | | | | | | |
| 4/23/2019 | | | | | | |
| 4/24/2019 | | <0.003 | <0.003 | <0.003 | <0.003 | <0.003 |
| 4/29/2019 | | | | | | |
| 5/1/2019 | | | | | | |
| 8/27/2019 | | | | | | |
| 8/28/2019 | <0.003 | | | <0.003 | <0.003 | <0.003 |
| 8/29/2019 | | <0.003 | <0.003 | | | |
| 9/24/2019 | | | | | | |
| 3/2/2020 | | | | | | |
| 3/3/2020 | | | | | | <0.003 |
| 3/4/2020 | | | | <0.003 | <0.003 | |
| 3/9/2020 | | <0.003 | <0.003 | | | |
| 3/10/2020 | <0.003 | | | | | |
| 3/18/2020 | | | | | | |

# Time Series

Constituent: Beryllium (mg/L) Analysis Run 7/9/2020 3:06 PM View: Time Series - All Data

Plant Miller Client: Southern Company Data: Miller Ash Pond

| | MR-AP-MW-4V | MR-AP-MW-6V | MR-AP-MW-17H | MR-AP-MW-18H | MR-AP-MW-20H | MR-AP-MW-20HS | MR-AP-MW-21 (bg) | MR-AP-MW-24 | MR-AP-MW-25 |
|---|---|---|---|---|---|---|---|---|---|
| 2/20/2019 | | | | | | | | | |
| 3/4/2019 | | | | | | | | <0.003 | <0.003 |
| 3/5/2019 | <0.003 | <0.003 | | | | | | | |
| 3/6/2019 | | | <0.003 | <0.003 | <0.003 | <0.003 | <0.003 | | |
| 8/27/2019 | <0.003 | | <0.003 | <0.003 | | | | | |
| 8/28/2019 | | <0.003 | | | | | <0.003 | | |
| 9/3/2019 | | | | | <0.003 | <0.003 | | | |
| 9/24/2019 | | | | | | | | | |
| 3/3/2020 | | <0.003 | | | | | | | |
| 3/4/2020 | <0.003 | | | | | | | | |
| 3/5/2020 | | | | | | | | | |
| 3/9/2020 | | | | | | | <0.003 | | |
| 3/10/2020 | | | <0.003 | <0.003 | <0.003 | <0.003 | | | |
| 3/25/2020 | | | | | | | | | |

# Time Series

Constituent: Beryllium (mg/L) Analysis Run 7/9/2020 3:06 PM View: Time Series - All Data

Plant Miller Client: Southern Company Data: Miller Ash Pond

| | MR-AP-MW-26 | MR-AP-MW-33H | MR-AP-MW-23 | MR-AP-MW-32H | MR-AP-MW-34H | MR-AP-MW-19HA | MR-AP-MW-30H | MR-AP-MW-37H | MR-AP-MW-28H |
|---|---|---|---|---|---|---|---|---|---|
| 2/20/2019 | | | | | | | | | |
| 3/4/2019 | <0.003 | | | | | | | | |
| 3/5/2019 | | | | | | | | | |
| 3/6/2019 | | | | | | | | | |
| 8/27/2019 | | | | | | | | | |
| 8/28/2019 | | | | | | | | | |
| 9/3/2019 | | | | | | | | | |
| 9/24/2019 | | | | | | | | | |
| 3/3/2020 | | | | | | | | | |
| 3/4/2020 | | | | | | | | | |
| 3/5/2020 | | <0.003 | | | | | | | |
| 3/9/2020 | | | <0.003 | | <0.003 | <0.003 | | <0.003 | <0.003 |
| 3/10/2020 | | | | <0.003 | | | <0.003 | | |
| 3/25/2020 | | | | | | | | | |

# Time Series

Constituent: Beryllium (mg/L) Analysis Run 7/9/2020 3:06 PM View: Time Series - All Data

Plant Miller Client: Southern Company Data: Miller Ash Pond

| | MR-AP-MW-35H | GS-AP-MW-17V ... |
|---|---|---|
| 2/20/2019 | | <0.003 |
| 3/4/2019 | | |
| 3/5/2019 | | |
| 3/6/2019 | | |
| 8/27/2019 | | |
| 8/28/2019 | | |
| 9/3/2019 | | |
| 9/24/2019 | | <0.003 |
| 3/3/2020 | | |
| 3/4/2020 | | |
| 3/5/2020 | | |
| 3/9/2020 | | |
| 3/10/2020 | <0.003 | |
| 3/25/2020 | | <0.003 |

Sanitas™ v.9.6.24 Sanitas software licensed to Southern Company. UG
Hollow symbols indicate censored values.

## Time Series

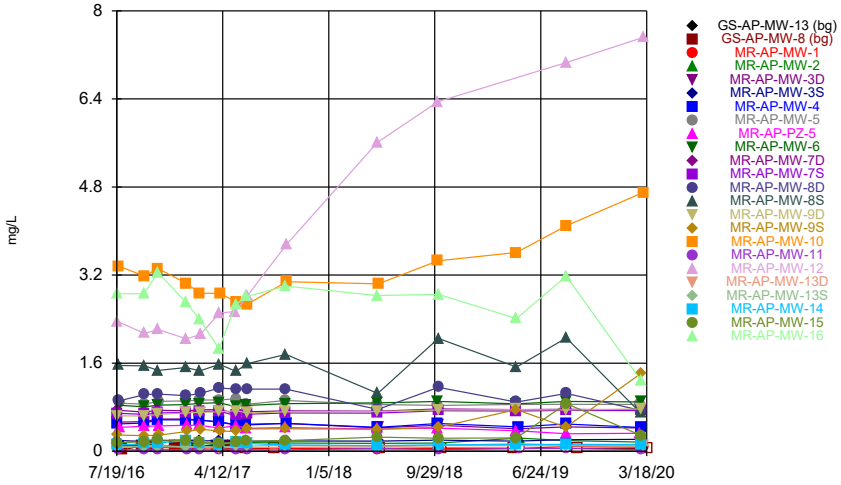


Constituent: Boron Analysis Run 7/9/2020 3:02 PM View: Time Series - All Data
Plant Miller Client: Southern Company Data: Miller Ash Pond

Sanitas™ v.9.6.24 Sanitas software licensed to Southern Company. UG
Hollow symbols indicate censored values.

## Time Series

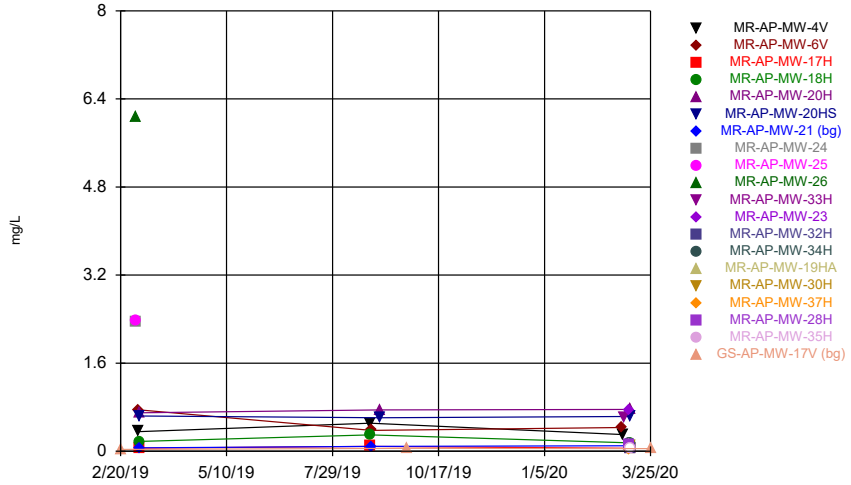


Constituent: Boron Analysis Run 7/9/2020 3:03 PM View: Time Series - All Data
Plant Miller Client: Southern Company Data: Miller Ash Pond

Sanitas™ v.9.6.24 Sanitas software licensed to Southern Company. UG
Hollow symbols indicate censored values.

## Time Series

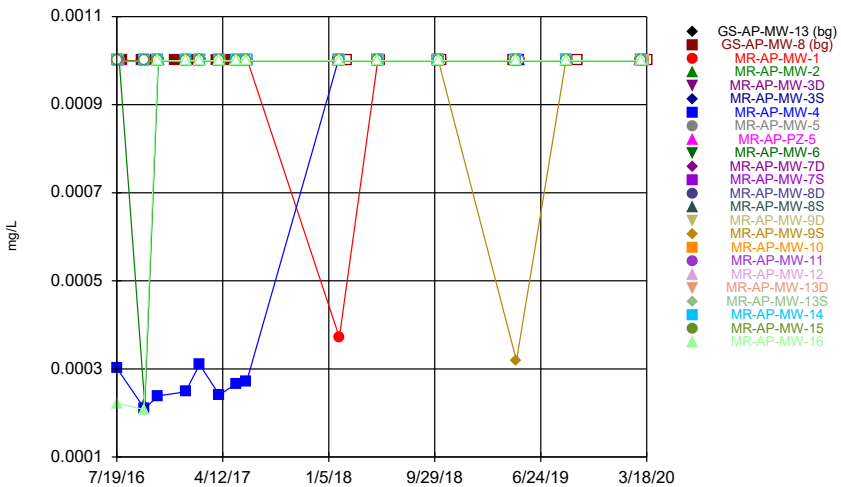


Constituent: Cadmium Analysis Run 7/9/2020 3:03 PM View: Time Series - All Data
Plant Miller Client: Southern Company Data: Miller Ash Pond

Sanitas™ v.9.6.24 Sanitas software licensed to Southern Company. UG
Hollow symbols indicate censored values.

## Time Series

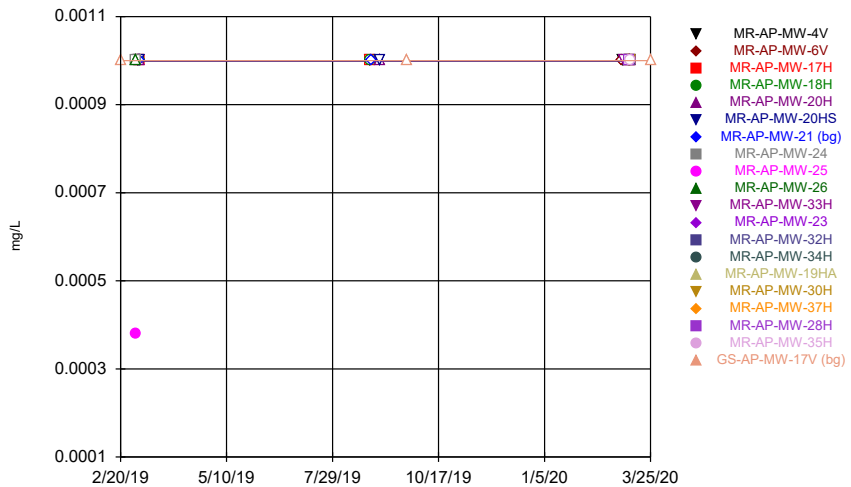


Constituent: Cadmium Analysis Run 7/9/2020 3:03 PM View: Time Series - All Data
Plant Miller Client: Southern Company Data: Miller Ash Pond

# Time Series

Constituent: Boron (mg/L) Analysis Run 7/9/2020 3:06 PM View: Time Series - All Data

Plant Miller Client: Southern Company Data: Miller Ash Pond

| | GS-AP-MW-13 (bg) | GS-AP-MW-8 (bg) | MR-AP-MW-1 | MR-AP-MW-2 | MR-AP-MW-3D | MR-AP-MW-3S | MR-AP-MW-4 | MR-AP-MW-5 | MR-AP-PZ-5 |
|---|---|---|---|---|---|---|---|---|---|
| 7/19/2016 | | | | | 0.527 | 0.195 | 0.496 | | |
| 7/20/2016 | | | | | | | | | |
| 7/21/2016 | | | | | | | | | |
| 7/25/2016 | | | 0.0978 (J) | 0.0922 (J) | | | | | |
| 7/26/2016 | | | | | | | | 0.873 | 0.434 |
| 8/2/2016 | 0.1 | | | | | | | | |
| 8/3/2016 | | 0.0239 (J) | | | | | | | |
| 9/20/2016 | 0.1 | | | | | | | | |
| 9/21/2016 | | 0.1 | | | | | | | |
| 9/26/2016 | | | 0.0625 (J) | | 0.54 | 0.179 | | | |
| 9/27/2016 | | | | | | | 0.514 | | |
| 9/28/2016 | | | | 0.126 | | | | 0.857 | 0.454 |
| 10/25/2016 | 0.1 | 0.1 | | | | | | | |
| 10/31/2016 | | | | | 0.586 | 0.19 | | | |
| 11/1/2016 | | | | 0.0959 (J) | | | 0.571 | | |
| 11/2/2016 | | | 0.067 (J) | | | | | 0.909 | 0.46 |
| 12/13/2016 | 0.1 | 0.1 | | | | | | | |
| 1/9/2017 | | | | | 0.584 | 0.196 | 0.572 | | |
| 1/10/2017 | | | | | | | | 0.915 | |
| 1/11/2017 | | | 0.0588 (J) | 0.0976 (J) | | | | | |
| 1/12/2017 | | | | | | | | | 0.471 |
| 2/6/2017 | | 0.1 | | | | | | | |
| 2/8/2017 | 0.1 | | | | | | | | |
| 2/13/2017 | | | 0.0561 (J) | | 0.567 | 0.187 | 0.565 | | 0.473 |
| 2/14/2017 | | | | 0.147 | | | | 0.932 | |
| 2/15/2017 | | | | | | | | | |
| 3/28/2017 | | 0.1 | | | | | | | |
| 3/29/2017 | 0.1 | | | | | | | | |
| 4/3/2017 | | | 0.0631 (J) | | 0.527 | 0.192 | | 0.932 | 0.424 |
| 4/4/2017 | | | | 0.121 | | | 0.536 | | |
| 4/6/2017 | | | | | | | | | |
| 4/24/2017 | | 0.1 | | | | | | | |
| 4/26/2017 | 0.1 | | | | | | | | |
| 5/15/2017 | | | 0.0636 (J) | | | | | | |
| 5/16/2017 | | | | 0.167 | 0.477 | 0.178 | 0.482 | | |
| 5/17/2017 | | | | | | | | 0.953 | 0.462 |
| 6/7/2017 | <0.1 | <0.1 | | | | | | | |
| 6/12/2017 | | | | | 0.491 | 0.181 | 0.478 | 0.854 | 0.418 |
| 6/13/2017 | | | | | | | | | |
| 6/14/2017 | | | 0.0603 (J) | 0.159 | | | | | |
| 8/21/2017 | | <0.1 | | | | | | | |
| 8/22/2017 | <0.1 | | | | | | | | |
| 9/18/2017 | | | | | | | | 0.921 | 0.428 |
| 9/19/2017 | | | 0.0559 (J) | | | | | | |
| 9/20/2017 | | | | 0.148 | 0.505 | 0.188 | 0.506 | | |
| 9/21/2017 | | | | | | | | | |
| 5/7/2018 | | | | | | | | | |
| 5/8/2018 | | | | | | | | | |
| 5/9/2018 | | | 0.0437 (J) | 0.145 | | | 0.433 | 0.851 | 0.406 |
| 5/10/2018 | | | | | 0.425 | 0.183 | | | |
| 5/15/2018 | <0.1 | <0.1 | | | | | | | |
| 10/8/2018 | | | | | | | 0.503 | 0.833 | 0.42 |

# Time Series

Constituent: Boron (mg/L) Analysis Run 7/9/2020 3:06 PM View: Time Series - All Data

Plant Miller Client: Southern Company Data: Miller Ash Pond

| | GS-AP-MW-13 (bg) | GS-AP-MW-8 (bg) | MR-AP-MW-1 | MR-AP-MW-2 | MR-AP-MW-3D | MR-AP-MW-3S | MR-AP-MW-4 | MR-AP-MW-5 | MR-AP-PZ-5 |
|---|---|---|---|---|---|---|---|---|---|
| 10/9/2018 | | | 0.0559 (J) | 0.15 | 0.471 | 0.202 | | | |
| 10/16/2018 | | <0.1 | | | | | | | |
| 10/17/2018 | <0.1 | | | | | | | | |
| 4/16/2019 | <0.1 | <0.1 | | | | | | | |
| 4/22/2019 | | | | | | 0.183 (J) | | | |
| 4/23/2019 | | | | | | | | 0.849 | 0.372 |
| 4/24/2019 | | | | | | | | | |
| 4/29/2019 | | | | | 0.407 | | 0.444 | | |
| 5/1/2019 | | | <0.1 | 0.24 | | | | | |
| 8/27/2019 | | | 0.0869 (J) | 0.192 | 0.443 | 0.209 | 0.495 | | |
| 8/28/2019 | | | | | | | | 0.852 | |
| 8/29/2019 | | | | | | | | | 0.319 |
| 9/24/2019 | | <0.1 | | | | | | | |
| 3/2/2020 | | | | | | | | 0.851 | 0.328 |
| 3/3/2020 | | | | 0.167 | 0.422 | 0.217 | | | |
| 3/4/2020 | | | | | | | 0.431 | | |
| 3/9/2020 | | | 0.0747 (J) | | | | | | |
| 3/10/2020 | | | | | | | | | |
| 3/18/2020 | | <0.1 | | | | | | | |

# Time Series

Constituent: Boron (mg/L) Analysis Run 7/9/2020 3:06 PM View: Time Series - All Data

Plant Miller Client: Southern Company Data: Miller Ash Pond

| | MR-AP-MW-6 | MR-AP-MW-7D | MR-AP-MW-7S | MR-AP-MW-8D | MR-AP-MW-8S | MR-AP-MW-9D | MR-AP-MW-9S | MR-AP-MW-10 | MR-AP-MW-11 |
|---|---|---|---|---|---|---|---|---|---|
| 7/19/2016 | | | | | | | | | |
| 7/20/2016 | | | | | | 0.644 | 0.295 | | |
| 7/21/2016 | | 0.744 | 0.69 | | | | | | |
| 7/25/2016 | | | | 0.916 | 1.56 | | | 3.36 | 0.0282 (J) |
| 7/26/2016 | 0.835 | | | | | | | | |
| 8/2/2016 | | | | | | | | | |
| 8/3/2016 | | | | | | | | | |
| 9/20/2016 | | | | | | | | | |
| 9/21/2016 | | | | | | | | | |
| 9/26/2016 | | | | | | | | | |
| 9/27/2016 | | 0.711 | 0.669 | | 1.55 | | 0.282 | 3.18 | 0.0253 (J) |
| 9/28/2016 | 0.807 | | | 1.03 | | 0.641 | | | |
| 10/25/2016 | | | | | | | | | |
| 10/31/2016 | | | | | | | | 3.32 | |
| 11/1/2016 | 0.838 | 0.745 | 0.697 | 1.04 | 1.47 | 0.671 | | | 0.0266 (J) |
| 11/2/2016 | | | | | | | 0.293 | | |
| 12/13/2016 | | | | | | | | | |
| 1/9/2017 | 0.848 | | | | | | | | |
| 1/10/2017 | | 0.733 | 0.705 | 1.01 | 1.52 | 0.696 | | | |
| 1/11/2017 | | | | | | | | 3.05 | |
| 1/12/2017 | | | | | | | 0.358 | | 0.0268 (J) |
| 2/6/2017 | | | | | | | | | |
| 2/8/2017 | | | | | | | | | |
| 2/13/2017 | 0.869 | | | | | | | | 0.0263 (J) |
| 2/14/2017 | | 0.753 | 0.722 | | 1.46 | | | 2.87 | |
| 2/15/2017 | | | | 1.05 | | 0.708 | 0.398 | | |
| 3/28/2017 | | | | | | | | | |
| 3/29/2017 | | | | | | | | | |
| 4/3/2017 | 0.881 | | | | | | | | |
| 4/4/2017 | | 0.755 | 0.727 | 1.15 | 1.58 | 0.716 | | | 0.0252 (J) |
| 4/6/2017 | | | | | | | 0.367 | 2.87 | |
| 4/24/2017 | | | | | | | | | |
| 4/26/2017 | | | | | | | | | |
| 5/15/2017 | | | | | | | | | |
| 5/16/2017 | 0.81 | 0.691 | 0.647 | | 1.45 | | | | 0.0319 (J) |
| 5/17/2017 | | | | 1.13 | | 0.735 | 0.358 | 2.71 | |
| 6/7/2017 | | | | | | | | | |
| 6/12/2017 | 0.832 | | | | | | | | |
| 6/13/2017 | | 0.715 | 0.673 | 1.13 | 1.59 | 0.695 | | 2.67 | |
| 6/14/2017 | | | | | | | 0.406 | | 0.026 (J) |
| 8/21/2017 | | | | | | | | | |
| 8/22/2017 | | | | | | | | | |
| 9/18/2017 | 0.864 | 0.734 | 0.697 | | | | | | |
| 9/19/2017 | | | | 1.13 | 1.76 | 0.716 | 0.409 | | 0.0253 (J) |
| 9/20/2017 | | | | | | | | | |
| 9/21/2017 | | | | | | | | 3.08 | |
| 5/7/2018 | | | | | | | | | |
| 5/8/2018 | | | | | | 0.722 | 0.399 | | <0.1 |
| 5/9/2018 | 0.878 | 0.727 | 0.692 | 0.76 | 1.05 | | | | |
| 5/10/2018 | | | | | | | | 3.04 | |
| 5/15/2018 | | | | | | | | | |
| 10/8/2018 | 0.905 | | | | | | | 3.46 | |

# Time Series

Constituent: Boron (mg/L) Analysis Run 7/9/2020 3:06 PM View: Time Series - All Data

Plant Miller Client: Southern Company Data: Miller Ash Pond

| | MR-AP-MW-6 | MR-AP-MW-7D | MR-AP-MW-7S | MR-AP-MW-8D | MR-AP-MW-8S | MR-AP-MW-9D | MR-AP-MW-9S | MR-AP-MW-10 | MR-AP-MW-11 |
|---|---|---|---|---|---|---|---|---|---|
| 10/9/2018 | | 0.769 | 0.737 | 1.16 | 2.05 | 0.752 | 0.437 | | 0.0262 (J) |
| 10/16/2018 | | | | | | | | | |
| 10/17/2018 | | | | | | | | | |
| 4/16/2019 | | | | | | | | | |
| 4/22/2019 | | | | | | | | | |
| 4/23/2019 | 0.862 | | | | | | | | |
| 4/24/2019 | | 0.756 | 0.73 | 0.893 | 1.53 | 0.758 | 0.757 | 3.61 | |
| 4/29/2019 | | | | | | | | | |
| 5/1/2019 | | | | | | | | | <0.1 |
| 8/27/2019 | | | | | | 0.75 | 0.438 | | |
| 8/28/2019 | 0.906 | 0.764 | 0.743 | 1.05 | 2.06 | | | | <0.1 |
| 8/29/2019 | | | | | | | | 4.1 | |
| 9/24/2019 | | | | | | | | | |
| 3/2/2020 | | | | | | | | | |
| 3/3/2020 | 0.895 | 0.752 | 0.74 | 0.742 | 0.692 | 0.769 | 1.41 | | 0.0308 (J) |
| 3/4/2020 | | | | | | | | | |
| 3/9/2020 | | | | | | | | 4.7 | |
| 3/10/2020 | | | | | | | | | |
| 3/18/2020 | | | | | | | | | |

# Time Series

Constituent: Boron (mg/L) Analysis Run 7/9/2020 3:06 PM View: Time Series - All Data

Plant Miller Client: Southern Company Data: Miller Ash Pond

| | MR-AP-MW-12 | MR-AP-MW-13D | MR-AP-MW-13S | MR-AP-MW-14 | MR-AP-MW-15 | MR-AP-MW-16 |
|---|---|---|---|---|---|---|
| 7/19/2016 | | | | | 0.15 | 2.86 |
| 7/20/2016 | 2.36 | 0.0601 (J) | 0.0816 (J) | 0.115 | | |
| 7/21/2016 | | | | | | |
| 7/25/2016 | | | | | | |
| 7/26/2016 | | | | | | |
| 8/2/2016 | | | | | | |
| 8/3/2016 | | | | | | |
| 9/20/2016 | | | | | | |
| 9/21/2016 | | | | | | |
| 9/26/2016 | | | | 0.135 | 0.175 | 2.86 |
| 9/27/2016 | 2.14 | 0.0979 (J) | 0.0837 (J) | | | |
| 9/28/2016 | | | | | | |
| 10/25/2016 | | | | | | |
| 10/31/2016 | | | | 0.153 | 0.204 | 3.25 |
| 11/1/2016 | 2.21 | 0.108 | 0.0837 (J) | | | |
| 11/2/2016 | | | | | | |
| 12/13/2016 | | | | | | |
| 1/9/2017 | | | | 0.19 | 0.192 | 2.71 |
| 1/10/2017 | | | | | | |
| 1/11/2017 | 2.04 | 0.0719 (J) | 0.0795 (J) | | | |
| 1/12/2017 | | | | | | |
| 2/6/2017 | | | | | | |
| 2/8/2017 | | | | | | |
| 2/13/2017 | | | | | | |
| 2/14/2017 | | | | 0.148 | 0.161 | 2.39 |
| 2/15/2017 | 2.12 | 0.0714 (J) | 0.0889 (J) | | | |
| 3/28/2017 | | | | | | |
| 3/29/2017 | | | | | | |
| 4/3/2017 | | | | | | 1.86 |
| 4/4/2017 | 2.51 | 0.0553 (J) | | 0.129 | 0.147 | |
| 4/6/2017 | | | 0.0777 (J) | | | |
| 4/24/2017 | | | | | | |
| 4/26/2017 | | | | | | |
| 5/15/2017 | 2.54 | | | | | |
| 5/16/2017 | | | | | 0.168 | 2.67 |
| 5/17/2017 | | 0.0781 (J) | 0.095 (J) | 0.157 | | |
| 6/7/2017 | | | | | | |
| 6/12/2017 | | | | | 0.18 | 2.81 |
| 6/13/2017 | | 0.0675 (J) | 0.0938 (J) | 0.14 | | |
| 6/14/2017 | 2.83 | | | | | |
| 8/21/2017 | | | | | | |
| 8/22/2017 | | | | | | |
| 9/18/2017 | | | | | | |
| 9/19/2017 | | 0.0732 (J) | 0.108 | 0.115 | 0.192 | 3 |
| 9/20/2017 | | | | | | |
| 9/21/2017 | 3.76 | | | | | |
| 5/7/2018 | | | | | 0.258 | 2.83 |
| 5/8/2018 | 5.61 | 0.083 (J) | 0.101 | 0.102 | | |
| 5/9/2018 | | | | | | |
| 5/10/2018 | | | | | | |
| 5/15/2018 | | | | | | |
| 10/8/2018 | 6.35 | | | | | |

# Time Series

Constituent: Boron (mg/L) Analysis Run 7/9/2020 3:06 PM View: Time Series - All Data

Plant Miller Client: Southern Company Data: Miller Ash Pond

| | MR-AP-MW-12 | MR-AP-MW-13D | MR-AP-MW-13S | MR-AP-MW-14 | MR-AP-MW-15 | MR-AP-MW-16 |
|---|---|---|---|---|---|---|
| 10/9/2018 | | 0.102 | 0.106 | 0.118 | 0.237 | 2.85 |
| 10/16/2018 | | | | | | |
| 10/17/2018 | | | | | | |
| 4/16/2019 | | | | | | |
| 4/22/2019 | | | | | | |
| 4/23/2019 | | | | | | |
| 4/24/2019 | | 0.0987 (J) | 0.137 (J) | 0.121 (J) | 0.243 | 2.41 |
| 4/29/2019 | | | | | | |
| 5/1/2019 | | | | | | |
| 8/27/2019 | | | | | | |
| 8/28/2019 | 7.06 | | | 0.126 | 0.863 | 3.18 |
| 8/29/2019 | | 0.0961 (J) | 0.11 | | | |
| 9/24/2019 | | | | | | |
| 3/2/2020 | | | | | | |
| 3/3/2020 | | | | | | 1.29 |
| 3/4/2020 | | | | 0.122 | 0.285 | |
| 3/9/2020 | | 0.0929 (J) | 0.1 | | | |
| 3/10/2020 | 7.52 | | | | | |
| 3/18/2020 | | | | | | |

# Time Series

Constituent: Boron (mg/L) Analysis Run 7/9/2020 3:06 PM View: Time Series - All Data

Plant Miller Client: Southern Company Data: Miller Ash Pond

| | MR-AP-MW-4V | MR-AP-MW-6V | MR-AP-MW-17H | MR-AP-MW-18H | MR-AP-MW-20H | MR-AP-MW-20HS | MR-AP-MW-21 (bg) | MR-AP-MW-24 | MR-AP-MW-25 |
|---|---|---|---|---|---|---|---|---|---|
| 2/20/2019 | | | | | | | | | |
| 3/4/2019 | | | | | | | | 2.34 | 2.37 |
| 3/5/2019 | 0.357 | 0.753 | | | | | | | |
| 3/6/2019 | | | 0.0571 (J) | 0.178 | 0.699 | 0.641 | 0.0619 (J) | | |
| 8/27/2019 | 0.51 | | 0.0898 (J) | 0.299 | | | | | |
| 8/28/2019 | | 0.379 | | | | | 0.0879 (J) | | |
| 9/3/2019 | | | | | 0.751 | 0.61 | | | |
| 9/24/2019 | | | | | | | | | |
| 3/3/2020 | | 0.431 | | | | | | | |
| 3/4/2020 | 0.303 | | | | | | | | |
| 3/5/2020 | | | | | | | | | |
| 3/9/2020 | | | | | | | 0.101 | | |
| 3/10/2020 | | | 0.0538 (J) | 0.151 | 0.759 | 0.633 | | | |
| 3/25/2020 | | | | | | | | | |

# Time Series

Constituent: Boron (mg/L) Analysis Run 7/9/2020 3:06 PM View: Time Series - All Data

Plant Miller Client: Southern Company Data: Miller Ash Pond

| | MR-AP-MW-26 | MR-AP-MW-33H | MR-AP-MW-23 | MR-AP-MW-32H | MR-AP-MW-34H | MR-AP-MW-19HA | MR-AP-MW-30H | MR-AP-MW-37H | MR-AP-MW-28H |
|---|---|---|---|---|---|---|---|---|---|
| 2/20/2019 | | | | | | | | | |
| 3/4/2019 | 6.08 | | | | | | | | |
| 3/5/2019 | | | | | | | | | |
| 3/6/2019 | | | | | | | | | |
| 8/27/2019 | | | | | | | | | |
| 8/28/2019 | | | | | | | | | |
| 9/3/2019 | | | | | | | | | |
| 9/24/2019 | | | | | | | | | |
| 3/3/2020 | | | | | | | | | |
| 3/4/2020 | | | | | | | | | |
| 3/5/2020 | | 0.608 | | | | | | | |
| 3/9/2020 | | | 0.756 | | 0.148 | 0.132 | | 0.0385 (J) | 0.119 |
| 3/10/2020 | | | | <0.1 | | | 0.0912 (J) | | |
| 3/25/2020 | | | | | | | | | |

# Time Series

Constituent: Boron (mg/L) Analysis Run 7/9/2020 3:06 PM View: Time Series - All Data

Plant Miller Client: Southern Company Data: Miller Ash Pond

| | MR-AP-MW-35H | GS-AP-MW-17V ... |
|---|---|---|
| 2/20/2019 | | 0.0337 (J) |
| 3/4/2019 | | |
| 3/5/2019 | | |
| 3/6/2019 | | |
| 8/27/2019 | | |
| 8/28/2019 | | |
| 9/3/2019 | | |
| 9/24/2019 | | 0.0532 (J) |
| 3/3/2020 | | |
| 3/4/2020 | | |
| 3/5/2020 | | |
| 3/9/2020 | | |
| 3/10/2020 | <0.1 | |
| 3/25/2020 | | 0.0482 (J) |

# Time Series

Constituent: Cadmium (mg/L) Analysis Run 7/9/2020 3:06 PM View: Time Series - All Data

Plant Miller Client: Southern Company Data: Miller Ash Pond

| | GS-AP-MW-13 (bg) | GS-AP-MW-8 (bg) | MR-AP-MW-1 | MR-AP-MW-2 | MR-AP-MW-3D | MR-AP-MW-3S | MR-AP-MW-4 | MR-AP-MW-5 | MR-AP-PZ-5 |
|---|---|---|---|---|---|---|---|---|---|
| 7/19/2016 | | | | | <0.001 | <0.001 | 0.000302 (J) | | |
| 7/20/2016 | | | | | | | | | |
| 7/21/2016 | | | | | | | | | |
| 7/25/2016 | | | <0.001 | <0.001 | | | | | |
| 7/26/2016 | | | | | | | | <0.001 | <0.001 |
| 8/2/2016 | 0.001 | | | | | | | | |
| 8/3/2016 | | 0.001 | | | | | | | |
| 9/20/2016 | 0.001 | | | | | | | | |
| 9/21/2016 | | 0.001 | | | | | | | |
| 9/26/2016 | | | <0.001 | | <0.001 | <0.001 | | | |
| 9/27/2016 | | | | | | | 0.00021 (J) | | |
| 9/28/2016 | | | | 0.000219 (J) | | | | <0.001 | <0.001 |
| 10/25/2016 | 0.001 | 0.001 | | | | | | | |
| 10/31/2016 | | | | | <0.001 | <0.001 | | | |
| 11/1/2016 | | | | <0.001 | | | 0.000239 (J) | | |
| 11/2/2016 | | | <0.001 | | | | | <0.001 | <0.001 |
| 12/13/2016 | 0.001 | 0.001 | | | | | | | |
| 1/9/2017 | | | | | <0.001 | <0.001 | 0.000248 (J) | | |
| 1/10/2017 | | | | | | | | <0.001 | |
| 1/11/2017 | | | <0.001 | <0.001 | | | | | |
| 1/12/2017 | | | | | | | | | <0.001 |
| 2/6/2017 | | 0.001 | | | | | | | |
| 2/8/2017 | 0.001 | | | | | | | | |
| 2/13/2017 | | | <0.001 | | <0.001 | <0.001 | 0.00031 (J) | | <0.001 |
| 2/14/2017 | | | | <0.001 | | | | <0.001 | |
| 2/15/2017 | | | | | | | | | |
| 3/28/2017 | | 0.001 | | | | | | | |
| 3/29/2017 | 0.001 | | | | | | | | |
| 4/3/2017 | | | <0.001 | | <0.001 | <0.001 | | <0.001 | <0.001 |
| 4/4/2017 | | | | <0.001 | | | 0.000241 (J) | | |
| 4/6/2017 | | | | | | | | | |
| 4/24/2017 | | 0.001 | | | | | | | |
| 4/26/2017 | 0.001 | | | | | | | | |
| 5/15/2017 | | | <0.001 | | | | | | |
| 5/16/2017 | | | | <0.001 | <0.001 | <0.001 | 0.000266 (J) | | |
| 5/17/2017 | | | | | | | | <0.001 | <0.001 |
| 6/7/2017 | <0.001 | <0.001 | | | | | | | |
| 6/12/2017 | | | | | <0.001 | <0.001 | 0.000272 (J) | <0.001 | <0.001 |
| 6/13/2017 | | | | | | | | | |
| 6/14/2017 | | | <0.001 | <0.001 | | | | | |
| 1/29/2018 | | | | | <0.001 | <0.001 | <0.001 | | |
| 1/30/2018 | | | | | | | | | |
| 1/31/2018 | | | | | | | | | |
| 2/1/2018 | | | 0.000372 (J) | <0.001 | | | | <0.001 | <0.001 |
| 2/19/2018 | | <0.001 | | | | | | | |
| 2/20/2018 | <0.001 | | | | | | | | |
| 5/7/2018 | | | | | | | | | |
| 5/8/2018 | | | | | | | | | |
| 5/9/2018 | | | <0.001 | <0.001 | | | <0.001 | <0.001 | <0.001 |
| 5/10/2018 | | | | | <0.001 | <0.001 | | | |
| 5/15/2018 | <0.001 | <0.001 | | | | | | | |
| 10/8/2018 | | | | | | | <0.001 | <0.001 | <0.001 |

# Time Series

Constituent: Cadmium (mg/L) Analysis Run 7/9/2020 3:06 PM View: Time Series - All Data

Plant Miller Client: Southern Company Data: Miller Ash Pond

| | GS-AP-MW-13 (bg) | GS-AP-MW-8 (bg) | MR-AP-MW-1 | MR-AP-MW-2 | MR-AP-MW-3D | MR-AP-MW-3S | MR-AP-MW-4 | MR-AP-MW-5 | MR-AP-PZ-5 |
|---|---|---|---|---|---|---|---|---|---|
| 10/9/2018 | | | <0.001 | <0.001 | <0.001 | <0.001 | | | |
| 10/16/2018 | | <0.001 | | | | | | | |
| 10/17/2018 | <0.001 | | | | | | | | |
| 4/16/2019 | <0.001 | <0.001 | | | | | | | |
| 4/22/2019 | | | | | | <0.001 | | | |
| 4/23/2019 | | | | | | | | <0.001 | <0.001 |
| 4/24/2019 | | | | | | | | | |
| 4/29/2019 | | | | | <0.001 | | <0.001 | | |
| 5/1/2019 | | | <0.001 | <0.001 | | | | | |
| 8/27/2019 | | | <0.001 | <0.001 | <0.001 | <0.001 | <0.001 | | |
| 8/28/2019 | | | | | | | | <0.001 | |
| 8/29/2019 | | | | | | | | | <0.001 |
| 9/24/2019 | | <0.001 | | | | | | | |
| 3/2/2020 | | | | | | | | <0.001 | <0.001 |
| 3/3/2020 | | | | <0.001 | <0.001 | <0.001 | | | |
| 3/4/2020 | | | | | | | <0.001 | | |
| 3/9/2020 | | | <0.001 | | | | | | |
| 3/10/2020 | | | | | | | | | |
| 3/18/2020 | | <0.001 | | | | | | | |

# Time Series

Constituent: Cadmium (mg/L) Analysis Run 7/9/2020 3:06 PM View: Time Series - All Data

Plant Miller Client: Southern Company Data: Miller Ash Pond

| | MR-AP-MW-6 | MR-AP-MW-7D | MR-AP-MW-7S | MR-AP-MW-8D | MR-AP-MW-8S | MR-AP-MW-9D | MR-AP-MW-9S | MR-AP-MW-10 | MR-AP-MW-11 |
|---|---|---|---|---|---|---|---|---|---|
| 7/19/2016 | | | | | | | | | |
| 7/20/2016 | | | | | | <0.001 | <0.001 | | |
| 7/21/2016 | | <0.001 | <0.001 | | | | | | |
| 7/25/2016 | | | | <0.001 | <0.001 | | | <0.001 | <0.001 |
| 7/26/2016 | <0.001 | | | | | | | | |
| 8/2/2016 | | | | | | | | | |
| 8/3/2016 | | | | | | | | | |
| 9/20/2016 | | | | | | | | | |
| 9/21/2016 | | | | | | | | | |
| 9/26/2016 | | | | | | | | | |
| 9/27/2016 | | <0.001 | <0.001 | | <0.001 | | <0.001 | <0.001 | <0.001 |
| 9/28/2016 | <0.001 | | | <0.001 | | <0.001 | | | |
| 10/25/2016 | | | | | | | | | |
| 10/31/2016 | | | | | | | | <0.001 | |
| 11/1/2016 | <0.001 | <0.001 | <0.001 | <0.001 | <0.001 | <0.001 | | | <0.001 |
| 11/2/2016 | | | | | | | <0.001 | | |
| 12/13/2016 | | | | | | | | | |
| 1/9/2017 | <0.001 | | | | | | | | |
| 1/10/2017 | | <0.001 | <0.001 | <0.001 | <0.001 | <0.001 | | | |
| 1/11/2017 | | | | | | | | <0.001 | |
| 1/12/2017 | | | | | | | <0.001 | | <0.001 |
| 2/6/2017 | | | | | | | | | |
| 2/8/2017 | | | | | | | | | |
| 2/13/2017 | <0.001 | | | | | | | | <0.001 |
| 2/14/2017 | | <0.001 | <0.001 | | <0.001 | | | <0.001 | |
| 2/15/2017 | | | | <0.001 | | <0.001 | <0.001 | | |
| 3/28/2017 | | | | | | | | | |
| 3/29/2017 | | | | | | | | | |
| 4/3/2017 | <0.001 | | | | | | | | |
| 4/4/2017 | | <0.001 | <0.001 | <0.001 | <0.001 | <0.001 | | | <0.001 |
| 4/6/2017 | | | | | | | <0.001 | <0.001 | |
| 4/24/2017 | | | | | | | | | |
| 4/26/2017 | | | | | | | | | |
| 5/15/2017 | | | | | | | | | |
| 5/16/2017 | <0.001 | <0.001 | <0.001 | | <0.001 | | | | <0.001 |
| 5/17/2017 | | | | <0.001 | | <0.001 | <0.001 | <0.001 | |
| 6/7/2017 | | | | | | | | | |
| 6/12/2017 | <0.001 | | | | | | | | |
| 6/13/2017 | | <0.001 | <0.001 | <0.001 | <0.001 | <0.001 | | <0.001 | |
| 6/14/2017 | | | | | | | <0.001 | | <0.001 |
| 1/29/2018 | | <0.001 | | | | | | | |
| 1/30/2018 | | | <0.001 | <0.001 | <0.001 | <0.001 | <0.001 | | |
| 1/31/2018 | | | | | | | | <0.001 | |
| 2/1/2018 | <0.001 | | | | | | | | <0.001 |
| 2/19/2018 | | | | | | | | | |
| 2/20/2018 | | | | | | | | | |
| 5/7/2018 | | | | | | | | | |
| 5/8/2018 | | | | | | <0.001 | <0.001 | | <0.001 |
| 5/9/2018 | <0.001 | <0.001 | <0.001 | <0.001 | <0.001 | | | | |
| 5/10/2018 | | | | | | | | <0.001 | |
| 5/15/2018 | | | | | | | | | |
| 10/8/2018 | <0.001 | | | | | | | <0.001 | |

# Time Series

Constituent: Cadmium (mg/L) Analysis Run 7/9/2020 3:06 PM View: Time Series - All Data

Plant Miller Client: Southern Company Data: Miller Ash Pond

| | MR-AP-MW-6 | MR-AP-MW-7D | MR-AP-MW-7S | MR-AP-MW-8D | MR-AP-MW-8S | MR-AP-MW-9D | MR-AP-MW-9S | MR-AP-MW-10 | MR-AP-MW-11 |
|---|---|---|---|---|---|---|---|---|---|
| 10/9/2018 | | <0.001 | <0.001 | <0.001 | <0.001 | <0.001 | <0.001 | | <0.001 |
| 10/16/2018 | | | | | | | | | |
| 10/17/2018 | | | | | | | | | |
| 4/16/2019 | | | | | | | | | |
| 4/22/2019 | | | | | | | | | |
| 4/23/2019 | <0.001 | | | | | | | | |
| 4/24/2019 | | <0.001 | <0.001 | <0.001 | <0.001 | <0.001 | 0.000319 (J) | <0.001 | |
| 4/29/2019 | | | | | | | | | |
| 5/1/2019 | | | | | | | | | <0.001 |
| 8/27/2019 | | | | | | <0.001 | <0.001 | | |
| 8/28/2019 | <0.001 | <0.001 | <0.001 | <0.001 | <0.001 | | | | <0.001 |
| 8/29/2019 | | | | | | | | <0.001 | |
| 9/24/2019 | | | | | | | | | |
| 3/2/2020 | | | | | | | | | |
| 3/3/2020 | <0.001 | <0.001 | <0.001 | <0.001 | <0.001 | <0.001 | <0.001 | | <0.001 |
| 3/4/2020 | | | | | | | | | |
| 3/9/2020 | | | | | | | | <0.001 | |
| 3/10/2020 | | | | | | | | | |
| 3/18/2020 | | | | | | | | | |

# Time Series

Constituent: Cadmium (mg/L) Analysis Run 7/9/2020 3:06 PM View: Time Series - All Data

Plant Miller Client: Southern Company Data: Miller Ash Pond

| | MR-AP-MW-12 | MR-AP-MW-13D | MR-AP-MW-13S | MR-AP-MW-14 | MR-AP-MW-15 | MR-AP-MW-16 |
|---|---|---|---|---|---|---|
| 7/19/2016 | | | | | <0.001 | 0.000222 (J) |
| 7/20/2016 | <0.001 | <0.001 | <0.001 | <0.001 | | |
| 7/21/2016 | | | | | | |
| 7/25/2016 | | | | | | |
| 7/26/2016 | | | | | | |
| 8/2/2016 | | | | | | |
| 8/3/2016 | | | | | | |
| 9/20/2016 | | | | | | |
| 9/21/2016 | | | | | | |
| 9/26/2016 | | | | <0.001 | <0.001 | 0.000208 (J) |
| 9/27/2016 | <0.001 | <0.001 | <0.001 | | | |
| 9/28/2016 | | | | | | |
| 10/25/2016 | | | | | | |
| 10/31/2016 | | | | <0.001 | <0.001 | <0.001 |
| 11/1/2016 | <0.001 | <0.001 | <0.001 | | | |
| 11/2/2016 | | | | | | |
| 12/13/2016 | | | | | | |
| 1/9/2017 | | | | <0.001 | <0.001 | <0.001 |
| 1/10/2017 | | | | | | |
| 1/11/2017 | <0.001 | <0.001 | <0.001 | | | |
| 1/12/2017 | | | | | | |
| 2/6/2017 | | | | | | |
| 2/8/2017 | | | | | | |
| 2/13/2017 | | | | | | |
| 2/14/2017 | | | | <0.001 | <0.001 | <0.001 |
| 2/15/2017 | <0.001 | <0.001 | <0.001 | | | |
| 3/28/2017 | | | | | | |
| 3/29/2017 | | | | | | |
| 4/3/2017 | | | | | | <0.001 |
| 4/4/2017 | <0.001 | <0.001 | | <0.001 | <0.001 | |
| 4/6/2017 | | | <0.001 | | | |
| 4/24/2017 | | | | | | |
| 4/26/2017 | | | | | | |
| 5/15/2017 | <0.001 | | | | | |
| 5/16/2017 | | | | | <0.001 | <0.001 |
| 5/17/2017 | | <0.001 | <0.001 | <0.001 | | |
| 6/7/2017 | | | | | | |
| 6/12/2017 | | | | | <0.001 | <0.001 |
| 6/13/2017 | | <0.001 | <0.001 | <0.001 | | |
| 6/14/2017 | <0.001 | | | | | |
| 1/29/2018 | | | | | | |
| 1/30/2018 | <0.001 | | | | | |
| 1/31/2018 | | <0.001 | <0.001 | | <0.001 | |
| 2/1/2018 | | | | <0.001 | | <0.001 |
| 2/19/2018 | | | | | | |
| 2/20/2018 | | | | | | |
| 5/7/2018 | | | | | <0.001 | <0.001 |
| 5/8/2018 | <0.001 | <0.001 | <0.001 | <0.001 | | |
| 5/9/2018 | | | | | | |
| 5/10/2018 | | | | | | |
| 5/15/2018 | | | | | | |
| 10/8/2018 | <0.001 | | | | | |

# Time Series

Constituent: Cadmium (mg/L) Analysis Run 7/9/2020 3:06 PM View: Time Series - All Data

Plant Miller Client: Southern Company Data: Miller Ash Pond

| | MR-AP-MW-12 | MR-AP-MW-13D | MR-AP-MW-13S | MR-AP-MW-14 | MR-AP-MW-15 | MR-AP-MW-16 |
|---|---|---|---|---|---|---|
| 10/9/2018 | | <0.001 | <0.001 | <0.001 | <0.001 | <0.001 |
| 10/16/2018 | | | | | | |
| 10/17/2018 | | | | | | |
| 4/16/2019 | | | | | | |
| 4/22/2019 | | | | | | |
| 4/23/2019 | | | | | | |
| 4/24/2019 | | <0.001 | <0.001 | <0.001 | <0.001 | <0.001 |
| 4/29/2019 | | | | | | |
| 5/1/2019 | | | | | | |
| 8/27/2019 | | | | | | |
| 8/28/2019 | <0.001 | | | <0.001 | <0.001 | <0.001 |
| 8/29/2019 | | <0.001 | <0.001 | | | |
| 9/24/2019 | | | | | | |
| 3/2/2020 | | | | | | |
| 3/3/2020 | | | | | | <0.001 |
| 3/4/2020 | | | | <0.001 | <0.001 | |
| 3/9/2020 | | <0.001 | <0.001 | | | |
| 3/10/2020 | <0.001 | | | | | |
| 3/18/2020 | | | | | | |

# Time Series

Constituent: Cadmium (mg/L) Analysis Run 7/9/2020 3:06 PM View: Time Series - All Data

Plant Miller Client: Southern Company Data: Miller Ash Pond

| | MR-AP-MW-4V | MR-AP-MW-6V | MR-AP-MW-17H | MR-AP-MW-18H | MR-AP-MW-20H | MR-AP-MW-20HS | MR-AP-MW-21 (bg) | MR-AP-MW-24 | MR-AP-MW-25 |
|---|---|---|---|---|---|---|---|---|---|
| 2/20/2019 | | | | | | | | | |
| 3/4/2019 | | | | | | | | <0.001 | 0.000379 (J) |
| 3/5/2019 | <0.001 | <0.001 | | | | | | | |
| 3/6/2019 | | | <0.001 | <0.001 | <0.001 | <0.001 | <0.001 | | |
| 8/27/2019 | <0.001 | | <0.001 | <0.001 | | | | | |
| 8/28/2019 | | <0.001 | | | | | <0.001 | | |
| 9/3/2019 | | | | | <0.001 | <0.001 | | | |
| 9/24/2019 | | | | | | | | | |
| 3/3/2020 | | <0.001 | | | | | | | |
| 3/4/2020 | <0.001 | | | | | | | | |
| 3/5/2020 | | | | | | | | | |
| 3/9/2020 | | | | | | | <0.001 | | |
| 3/10/2020 | | | <0.001 | <0.001 | <0.001 | <0.001 | | | |
| 3/25/2020 | | | | | | | | | |

# Time Series

Constituent: Cadmium (mg/L) Analysis Run 7/9/2020 3:06 PM View: Time Series - All Data

Plant Miller Client: Southern Company Data: Miller Ash Pond

| | MR-AP-MW-26 | MR-AP-MW-33H | MR-AP-MW-23 | MR-AP-MW-32H | MR-AP-MW-34H | MR-AP-MW-19HA | MR-AP-MW-30H | MR-AP-MW-37H | MR-AP-MW-28H |
|---|---|---|---|---|---|---|---|---|---|
| 2/20/2019 | | | | | | | | | |
| 3/4/2019 | <0.001 | | | | | | | | |
| 3/5/2019 | | | | | | | | | |
| 3/6/2019 | | | | | | | | | |
| 8/27/2019 | | | | | | | | | |
| 8/28/2019 | | | | | | | | | |
| 9/3/2019 | | | | | | | | | |
| 9/24/2019 | | | | | | | | | |
| 3/3/2020 | | | | | | | | | |
| 3/4/2020 | | | | | | | | | |
| 3/5/2020 | | <0.001 | | | | | | | |
| 3/9/2020 | | | <0.001 | | <0.001 | <0.001 | | <0.001 | <0.001 |
| 3/10/2020 | | | | <0.001 | | | <0.001 | | |
| 3/25/2020 | | | | | | | | | |

# Time Series

Constituent: Cadmium (mg/L) Analysis Run 7/9/2020 3:06 PM View: Time Series - All Data

Plant Miller Client: Southern Company Data: Miller Ash Pond

| | MR-AP-MW-35H | GS-AP-MW-17V ... |
|---|---|---|
| 2/20/2019 | | <0.001 |
| 3/4/2019 | | |
| 3/5/2019 | | |
| 3/6/2019 | | |
| 8/27/2019 | | |
| 8/28/2019 | | |
| 9/3/2019 | | |
| 9/24/2019 | | <0.001 |
| 3/3/2020 | | |
| 3/4/2020 | | |
| 3/5/2020 | | |
| 3/9/2020 | | |
| 3/10/2020 | <0.001 | |
| 3/25/2020 | | <0.001 |

Sanitas™ v.9.6.24 Sanitas software licensed to Southern Company. UG

## Time Series

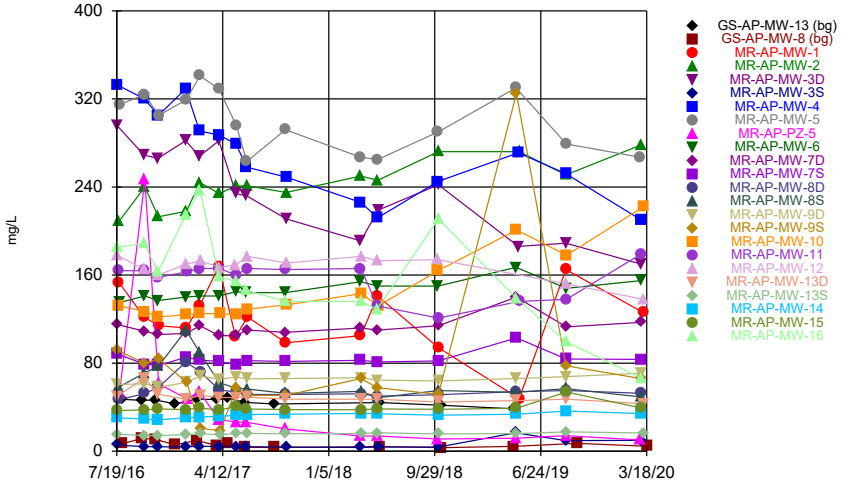


Constituent: Calcium Analysis Run 7/9/2020 3:03 PM View: Time Series - All Data

Plant Miller Client: Southern Company Data: Miller Ash Pond

Sanitas™ v.9.6.24 Sanitas software licensed to Southern Company. UG

## Time Series

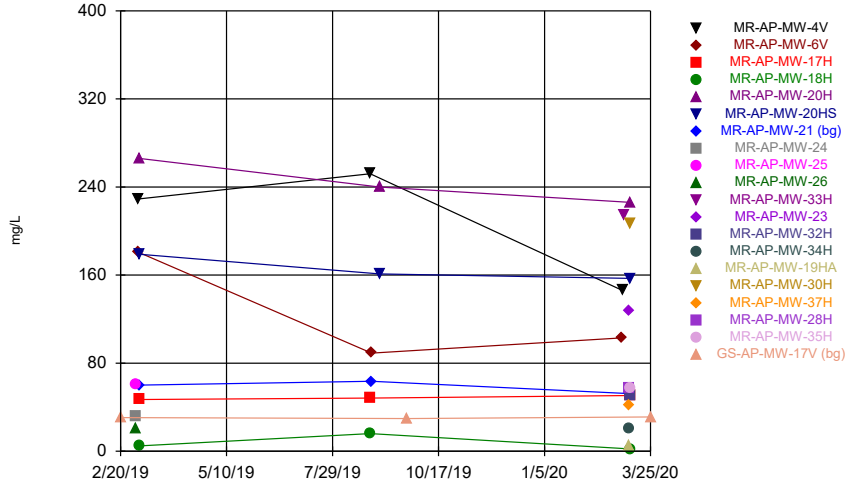


Constituent: Calcium Analysis Run 7/9/2020 3:03 PM View: Time Series - All Data

Plant Miller Client: Southern Company Data: Miller Ash Pond

Sanitas™ v.9.6.24 Sanitas software licensed to Southern Company. UG

## Time Series

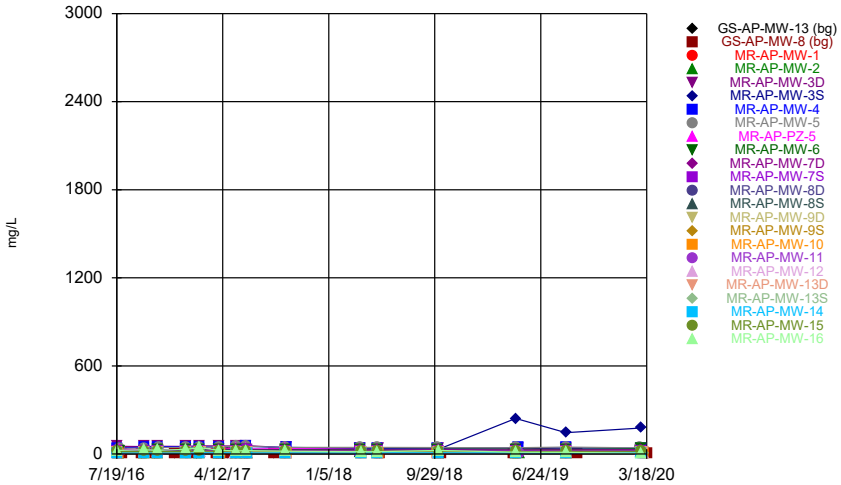


Constituent: Chloride Analysis Run 7/9/2020 3:03 PM View: Time Series - All Data

Plant Miller Client: Southern Company Data: Miller Ash Pond

Sanitas™ v.9.6.24 Sanitas software licensed to Southern Company. UG

## Time Series

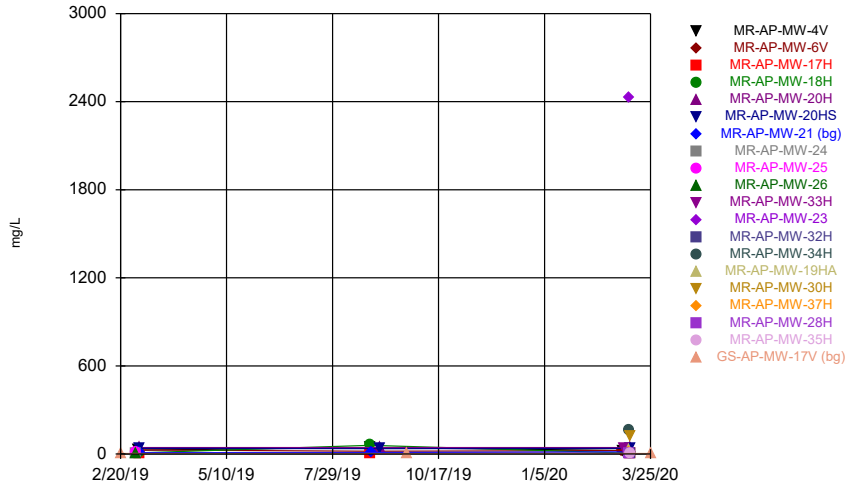


Constituent: Chloride Analysis Run 7/9/2020 3:03 PM View: Time Series - All Data

Plant Miller Client: Southern Company Data: Miller Ash Pond

# Time Series

Constituent: Calcium (mg/L) Analysis Run 7/9/2020 3:06 PM View: Time Series - All Data

Plant Miller Client: Southern Company Data: Miller Ash Pond

| | GS-AP-MW-13 (bg) | GS-AP-MW-8 (bg) | MR-AP-MW-1 | MR-AP-MW-2 | MR-AP-MW-3D | MR-AP-MW-3S | MR-AP-MW-4 | MR-AP-MW-5 | MR-AP-PZ-5 |
|---|---|---|---|---|---|---|---|---|---|
| 7/19/2016 | | | | | 296 | 5.63 | 333 | | |
| 7/20/2016 | | | | | | | | | |
| 7/21/2016 | | | | | | | | | |
| 7/25/2016 | | | 153 | 209 | | | | | |
| 7/26/2016 | | | | | | | | 315 | 52.8 |
| 8/2/2016 | 47.2 | | | | | | | | |
| 8/3/2016 | | 6.85 | | | | | | | |
| 9/20/2016 | 46.3 | | | | | | | | |
| 9/21/2016 | | 11.7 | | | | | | | |
| 9/26/2016 | | | 122 | | 269 | 4.28 | | | |
| 9/27/2016 | | | | | | | 320 | | |
| 9/28/2016 | | | | 240 | | | | 324 | 246.4 |
| 10/25/2016 | 46.6 | 10.8 | | | | | | | |
| 10/31/2016 | | | | | 266 | 4.04 | | | |
| 11/1/2016 | | | | 213 | | | 305 | | |
| 11/2/2016 | | | 114 | | | | | 305 | 61.3 |
| 12/13/2016 | 43.1 | 5.86 | | | | | | | |
| 1/9/2017 | | | | | 282 | 4.15 | 329 | | |
| 1/10/2017 | | | | | | | | 319 | |
| 1/11/2017 | | | 112 | 218 | | | | | |
| 1/12/2017 | | | | | | | | | 47.7 |
| 2/6/2017 | | 9.76 | | | | | | | |
| 2/8/2017 | 47.5 | | | | | | | | |
| 2/13/2017 | | | 132 | | 268 | 4.38 | 291 | | 54 |
| 2/14/2017 | | | | 244 | | | | 341 | |
| 2/15/2017 | | | | | | | | | |
| 3/28/2017 | | 5.28 | | | | | | | |
| 3/29/2017 | 46.8 | | | | | | | | |
| 4/3/2017 | | | 168 | | 282 | 4.45 | | 329 | 28.7 |
| 4/4/2017 | | | | 234 | | | 287 | | |
| 4/6/2017 | | | | | | | | | |
| 4/24/2017 | | 6.89 | | | | | | | |
| 4/26/2017 | 48.1 | | | | | | | | |
| 5/15/2017 | | | 104 | | | | | | |
| 5/16/2017 | | | | 241 | 234 | 4.23 | 279 | | |
| 5/17/2017 | | | | | | | | 296 | 26.7 |
| 6/7/2017 | 44.4 | 3.58 | | | | | | | |
| 6/12/2017 | | | | | 232 | 4.14 | 258 | 263 | 26.3 |
| 6/13/2017 | | | | | | | | | |
| 6/14/2017 | | | 122 | 241 | | | | | |
| 8/21/2017 | | 3.38 | | | | | | | |
| 8/22/2017 | 42.9 | | | | | | | | |
| 9/18/2017 | | | | | | | | 292 | 20.2 |
| 9/19/2017 | | | 98.6 | | | | | | |
| 9/20/2017 | | | | 235 | 211 | 3.88 | 249 | | |
| 9/21/2017 | | | | | | | | | |
| 3/27/2018 | | | 105 | 250 | 191 | 3.4 | 226 | 267 | 13.9 |
| 3/28/2018 | | | | | | | | | |
| 5/7/2018 | | | | | | | | | |
| 5/8/2018 | | | | | | | | | |
| 5/9/2018 | | | 141 | 246 | | | 212 | 265 | 13.8 |
| 5/10/2018 | | | | | 219 | 3.79 | | | |

# Time Series

Constituent: Calcium (mg/L) Analysis Run 7/9/2020 3:06 PM View: Time Series - All Data

Plant Miller Client: Southern Company Data: Miller Ash Pond

| | GS-AP-MW-13 (bg) | GS-AP-MW-8 (bg) | MR-AP-MW-1 | MR-AP-MW-2 | MR-AP-MW-3D | MR-AP-MW-3S | MR-AP-MW-4 | MR-AP-MW-5 | MR-AP-PZ-5 |
|---|---|---|---|---|---|---|---|---|---|
| 5/15/2018 | 44.3 | 4.25 | | | | | | | |
| 10/8/2018 | | | | | | | 245 | 290 | 11.1 |
| 10/9/2018 | | | 94.1 | 272 | 242 | 3.78 | | | |
| 10/16/2018 | | 3.21 | | | | | | | |
| 10/17/2018 | 41.8 | | | | | | | | |
| 4/16/2019 | 38.6 | 4.43 | | | | | | | |
| 4/22/2019 | | | | | | 16.8 | | | |
| 4/23/2019 | | | | | | | | 330 | 11.9 |
| 4/24/2019 | | | | | | | | | |
| 4/29/2019 | | | | | 186 | | 271 | | |
| 5/1/2019 | | | 47.9 | 272 | | | | | |
| 8/27/2019 | | | 165 | 251 | 189 | 9.68 | 252 | | |
| 8/28/2019 | | | | | | | | 279 | |
| 8/29/2019 | | | | | | | | | 14.2 |
| 9/24/2019 | | 7.24 | | | | | | | |
| 3/2/2020 | | | | | | | | 267 | 10.3 |
| 3/3/2020 | | | | 278 | 170 | 9.94 | | | |
| 3/4/2020 | | | | | | | 210 | | |
| 3/9/2020 | | | 126 | | | | | | |
| 3/10/2020 | | | | | | | | | |
| 3/18/2020 | | 4.51 | | | | | | | |

# Time Series

Constituent: Calcium (mg/L) Analysis Run 7/9/2020 3:06 PM View: Time Series - All Data

Plant Miller Client: Southern Company Data: Miller Ash Pond

| | MR-AP-MW-6 | MR-AP-MW-7D | MR-AP-MW-7S | MR-AP-MW-8D | MR-AP-MW-8S | MR-AP-MW-9D | MR-AP-MW-9S | MR-AP-MW-10 | MR-AP-MW-11 |
|---|---|---|---|---|---|---|---|---|---|
| 7/19/2016 | | | | | | | | | |
| 7/20/2016 | | | | | | 60.6 | 91.9 | | |
| 7/21/2016 | | 115 | 88.2 | | | | | | |
| 7/25/2016 | | | | 46.8 | 58.5 | | | 132 | 164 |
| 7/26/2016 | 135 | | | | | | | | |
| 8/2/2016 | | | | | | | | | |
| 8/3/2016 | | | | | | | | | |
| 9/20/2016 | | | | | | | | | |
| 9/21/2016 | | | | | | | | | |
| 9/26/2016 | | | | | | | | | |
| 9/27/2016 | | 109 | 79.1 | | 71.1 | | 79.9 | 127 | 164 |
| 9/28/2016 | 141 | | | 52.4 | | 61.2 | | | |
| 10/25/2016 | | | | | | | | | |
| 10/31/2016 | | | | | | | | 122 | |
| 11/1/2016 | 137 | 106 | 78 | 58 | 77.2 | 58 | | | 158 |
| 11/2/2016 | | | | | | | 83.8 | | |
| 12/13/2016 | | | | | | | | | |
| 1/9/2017 | 140 | | | | | | | | |
| 1/10/2017 | | 107 | 85.3 | 81.2 | 110 | 62.6 | | | |
| 1/11/2017 | | | | | | | | 124 | |
| 1/12/2017 | | | | | | | 62.5 | | 163 |
| 2/6/2017 | | | | | | | | | |
| 2/8/2017 | | | | | | | | | |
| 2/13/2017 | 141 | | | | | | | | 166 |
| 2/14/2017 | | 114 | 82.7 | | 89.3 | | | 125 | |
| 2/15/2017 | | | | 72.1 | | 68.2 | 20.9 | | |
| 3/28/2017 | | | | | | | | | |
| 3/29/2017 | | | | | | | | | |
| 4/3/2017 | 141 | | | | | | | | |
| 4/4/2017 | | 105 | 81.6 | 55.7 | 62.2 | 65.4 | | | 166 |
| 4/6/2017 | | | | | | | 18.6 | 125 | |
| 4/24/2017 | | | | | | | | | |
| 4/26/2017 | | | | | | | | | |
| 5/15/2017 | | | | | | | | | |
| 5/16/2017 | 145 | 105 | 78.6 | | 57.3 | | | | 160 |
| 5/17/2017 | | | | 53.7 | | 67.3 | 57.1 | 124 | |
| 6/7/2017 | | | | | | | | | |
| 6/12/2017 | 144 | | | | | | | | |
| 6/13/2017 | | 110 | 82.3 | 51.6 | 56.6 | 65.8 | | 129 | |
| 6/14/2017 | | | | | | | 50.7 | | 166 |
| 8/21/2017 | | | | | | | | | |
| 8/22/2017 | | | | | | | | | |
| 9/18/2017 | 144 | 108 | 81.6 | | | | | | |
| 9/19/2017 | | | | 51.5 | 52.5 | 66 | 50.7 | | 165 |
| 9/20/2017 | | | | | | | | | |
| 9/21/2017 | | | | | | | | 133 | |
| 3/27/2018 | 154 | 112 | 82.6 | | | | | | 166 |
| 3/28/2018 | | | | 52.2 | 54.4 | 66.8 | 66 | 143 | |
| 5/7/2018 | | | | | | | | | |
| 5/8/2018 | | | | | | 64.6 | 57.8 | | 132 |
| 5/9/2018 | 150 | 110 | 81.1 | 50 | 48.6 | | | | |
| 5/10/2018 | | | | | | | | 132 | |

# Time Series

Constituent: Calcium (mg/L) Analysis Run 7/9/2020 3:06 PM View: Time Series - All Data

Plant Miller Client: Southern Company Data: Miller Ash Pond

| | MR-AP-MW-6 | MR-AP-MW-7D | MR-AP-MW-7S | MR-AP-MW-8D | MR-AP-MW-8S | MR-AP-MW-9D | MR-AP-MW-9S | MR-AP-MW-10 | MR-AP-MW-11 |
|---|---|---|---|---|---|---|---|---|---|
| 5/15/2018 | | | | | | | | | |
| 10/8/2018 | 150 | | | | | | | 164 | |
| 10/9/2018 | | 114 | 82 | 51.3 | 55.2 | 63.8 | 51.7 | | 121 |
| 10/16/2018 | | | | | | | | | |
| 10/17/2018 | | | | | | | | | |
| 4/16/2019 | | | | | | | | | |
| 4/22/2019 | | | | | | | | | |
| 4/23/2019 | 167 | | | | | | | | |
| 4/24/2019 | | 140 | 103 | 54.1 | 53.6 | 66 | 325 | 201 | |
| 4/29/2019 | | | | | | | | | |
| 5/1/2019 | | | | | | | | | 136 |
| 8/27/2019 | | | | | | 67.7 | 77.6 | | |
| 8/28/2019 | 148 | 113 | 83.7 | 55.2 | 56.9 | | | | 138 |
| 8/29/2019 | | | | | | | | 178 | |
| 9/24/2019 | | | | | | | | | |
| 3/2/2020 | | | | | | | | | |
| 3/3/2020 | 155 | 117 | 83.5 | 52.7 | 49.3 | 70.8 | 66 | | 179 |
| 3/4/2020 | | | | | | | | | |
| 3/9/2020 | | | | | | | | 222 | |
| 3/10/2020 | | | | | | | | | |
| 3/18/2020 | | | | | | | | | |

# Time Series

Constituent: Calcium (mg/L) Analysis Run 7/9/2020 3:06 PM View: Time Series - All Data

Plant Miller Client: Southern Company Data: Miller Ash Pond

| | MR-AP-MW-12 | MR-AP-MW-13D | MR-AP-MW-13S | MR-AP-MW-14 | MR-AP-MW-15 | MR-AP-MW-16 |
|---|---|---|---|---|---|---|
| 7/19/2016 | | | | | 37 | 185 |
| 7/20/2016 | 178 | 49.9 | 15.5 | 30.5 | | |
| 7/21/2016 | | | | | | |
| 7/25/2016 | | | | | | |
| 7/26/2016 | | | | | | |
| 8/2/2016 | | | | | | |
| 8/3/2016 | | | | | | |
| 9/20/2016 | | | | | | |
| 9/21/2016 | | | | | | |
| 9/26/2016 | | | | 29.3 | 37.5 | 189 |
| 9/27/2016 | 165 | 66.5 | 14.3 | | | |
| 9/28/2016 | | | | | | |
| 10/25/2016 | | | | | | |
| 10/31/2016 | | | | 28.6 | 38.4 | 163 |
| 11/1/2016 | 160 | 51.8 | 14.3 | | | |
| 11/2/2016 | | | | | | |
| 12/13/2016 | | | | | | |
| 1/9/2017 | | | | 30.3 | 37.8 | 214 |
| 1/10/2017 | | | | | | |
| 1/11/2017 | 170 | 47.2 | 15.1 | | | |
| 1/12/2017 | | | | | | |
| 2/6/2017 | | | | | | |
| 2/8/2017 | | | | | | |
| 2/13/2017 | | | | | | |
| 2/14/2017 | | | | 31.1 | 39.2 | 237 |
| 2/15/2017 | 173 | 50.7 | 15.7 | | | |
| 3/28/2017 | | | | | | |
| 3/29/2017 | | | | | | |
| 4/3/2017 | | | | | | 159 |
| 4/4/2017 | 167 | 48.9 | | 31.7 | 37.5 | |
| 4/6/2017 | | | 15.1 | | | |
| 4/24/2017 | | | | | | |
| 4/26/2017 | | | | | | |
| 5/15/2017 | 169 | | | | | |
| 5/16/2017 | | | | | 40.4 | 154 |
| 5/17/2017 | | 48.7 | 16.1 | 32.8 | | |
| 6/7/2017 | | | | | | |
| 6/12/2017 | | | | | 38.4 | 146 |
| 6/13/2017 | | 49.2 | 16.2 | 33.4 | | |
| 6/14/2017 | 177 | | | | | |
| 8/21/2017 | | | | | | |
| 8/22/2017 | | | | | | |
| 9/18/2017 | | | | | | |
| 9/19/2017 | | 47.3 | 15.9 | 33.6 | 37.8 | 136 |
| 9/20/2017 | | | | | | |
| 9/21/2017 | 171 | | | | | |
| 3/27/2018 | | | | | | |
| 3/28/2018 | 177 | 47.3 | 16.1 | 34.3 | 37.7 | 136 |
| 5/7/2018 | | | | | 38.4 | 129 |
| 5/8/2018 | 173 | 47.3 | 16.7 | 34 | | |
| 5/9/2018 | | | | | | |
| 5/10/2018 | | | | | | |

# Time Series

Constituent: Calcium (mg/L) Analysis Run 7/9/2020 3:06 PM View: Time Series - All Data

Plant Miller Client: Southern Company Data: Miller Ash Pond

| | MR-AP-MW-12 | MR-AP-MW-13D | MR-AP-MW-13S | MR-AP-MW-14 | MR-AP-MW-15 | MR-AP-MW-16 |
|---|---|---|---|---|---|---|
| 5/15/2018 | | | | | | |
| 10/8/2018 | 174 | | | | | |
| 10/9/2018 | | 44.6 | 15.8 | 32.8 | 38.2 | 211 |
| 10/16/2018 | | | | | | |
| 10/17/2018 | | | | | | |
| 4/16/2019 | | | | | | |
| 4/22/2019 | | | | | | |
| 4/23/2019 | | | | | | |
| 4/24/2019 | | 46 | 16 | 33.6 | 39 | 139 |
| 4/29/2019 | | | | | | |
| 5/1/2019 | | | | | | |
| 8/27/2019 | | | | | | |
| 8/28/2019 | 152 | | | 36.5 | 53.8 | 99.5 |
| 8/29/2019 | | 47.3 | 17.6 | | | |
| 9/24/2019 | | | | | | |
| 3/2/2020 | | | | | | |
| 3/3/2020 | | | | | | 66.8 |
| 3/4/2020 | | | | 34.2 | 39.3 | |
| 3/9/2020 | | 43.2 | 16.6 | | | |
| 3/10/2020 | 138 | | | | | |
| 3/18/2020 | | | | | | |

# Time Series

Constituent: Calcium (mg/L) Analysis Run 7/9/2020 3:06 PM View: Time Series - All Data

Plant Miller Client: Southern Company Data: Miller Ash Pond

| | MR-AP-MW-4V | MR-AP-MW-6V | MR-AP-MW-17H | MR-AP-MW-18H | MR-AP-MW-20H | MR-AP-MW-20HS | MR-AP-MW-21 (bg) | MR-AP-MW-24 | MR-AP-MW-25 |
|---|---|---|---|---|---|---|---|---|---|
| 2/20/2019 | | | | | | | | | |
| 3/4/2019 | | | | | | | | 32 | 60.3 |
| 3/5/2019 | 229 | 181 | | | | | | | |
| 3/6/2019 | | | 47 | 4.86 | 266 | 179 | 60.1 | | |
| 8/27/2019 | 252 | | 48.3 | 16 | | | | | |
| 8/28/2019 | | 89.2 | | | | | 63.5 | | |
| 9/3/2019 | | | | | 240 | 161 | | | |
| 9/24/2019 | | | | | | | | | |
| 3/3/2020 | | 103 | | | | | | | |
| 3/4/2020 | 146 | | | | | | | | |
| 3/5/2020 | | | | | | | | | |
| 3/9/2020 | | | | | | | 52.4 | | |
| 3/10/2020 | | | 50.6 | 2.15 | 226 | 157 | | | |
| 3/25/2020 | | | | | | | | | |

# Time Series

Constituent: Calcium (mg/L) Analysis Run 7/9/2020 3:06 PM View: Time Series - All Data

Plant Miller Client: Southern Company Data: Miller Ash Pond

| | MR-AP-MW-26 | MR-AP-MW-33H | MR-AP-MW-23 | MR-AP-MW-32H | MR-AP-MW-34H | MR-AP-MW-19HA | MR-AP-MW-30H | MR-AP-MW-37H | MR-AP-MW-28H |
|---|---|---|---|---|---|---|---|---|---|
| 2/20/2019 | | | | | | | | | |
| 3/4/2019 | 20.9 | | | | | | | | |
| 3/5/2019 | | | | | | | | | |
| 3/6/2019 | | | | | | | | | |
| 8/27/2019 | | | | | | | | | |
| 8/28/2019 | | | | | | | | | |
| 9/3/2019 | | | | | | | | | |
| 9/24/2019 | | | | | | | | | |
| 3/3/2020 | | | | | | | | | |
| 3/4/2020 | | | | | | | | | |
| 3/5/2020 | | 214 | | | | | | | |
| 3/9/2020 | | | 128 | | 21.1 | 5.28 | | 41.7 | 56.9 |
| 3/10/2020 | | | | 51.1 | | | 207 | | |
| 3/25/2020 | | | | | | | | | |

# Time Series

Constituent: Calcium (mg/L) Analysis Run 7/9/2020 3:06 PM View: Time Series - All Data

Plant Miller Client: Southern Company Data: Miller Ash Pond

| | MR-AP-MW-35H | GS-AP-MW-17V ... |
|---|---|---|
| 2/20/2019 | | 30.6 |
| 3/4/2019 | | |
| 3/5/2019 | | |
| 3/6/2019 | | |
| 8/27/2019 | | |
| 8/28/2019 | | |
| 9/3/2019 | | |
| 9/24/2019 | | 29.7 |
| 3/3/2020 | | |
| 3/4/2020 | | |
| 3/5/2020 | | |
| 3/9/2020 | | |
| 3/10/2020 | 57.5 | |
| 3/25/2020 | | 31.1 |

# Time Series

Constituent: Chloride (mg/L) Analysis Run 7/9/2020 3:06 PM View: Time Series - All Data

Plant Miller Client: Southern Company Data: Miller Ash Pond

| | GS-AP-MW-13 (bg) | GS-AP-MW-8 (bg) | MR-AP-MW-1 | MR-AP-MW-2 | MR-AP-MW-3D | MR-AP-MW-3S | MR-AP-MW-4 | MR-AP-MW-5 | MR-AP-PZ-5 |
|---|---|---|---|---|---|---|---|---|---|
| 7/19/2016 | | | | | 52.7 | 25 | 40.8 | | |
| 7/20/2016 | | | | | | | | | |
| 7/21/2016 | | | | | | | | | |
| 7/25/2016 | | | 14.1 | 5.13 | | | | | |
| 7/26/2016 | | | | | | | | 39.1 | 30.5 |
| 8/2/2016 | 2.91 | | | | | | | | |
| 8/3/2016 | | 3.21 | | | | | | | |
| 9/20/2016 | 2.94 | | | | | | | | |
| 9/21/2016 | | 2.95 | | | | | | | |
| 9/26/2016 | | | 13.3 | | 50.6 | 23.6 | | | |
| 9/27/2016 | | | | | | | 47.1 | | |
| 9/28/2016 | | | | 4 | | | | 40.9 | 31.1 |
| 10/25/2016 | 2.94 | 3.03 | | | | | | | |
| 10/31/2016 | | | | | 52.6 | 24.4 | | | |
| 11/1/2016 | | | | 4.99 | | | 49.7 | | |
| 11/2/2016 | | | 12.1 | | | | | 44.1 | 30.2 |
| 12/13/2016 | 2.93 | 3.21 | | | | | | | |
| 1/9/2017 | | | | | 51.4 | 24.3 | 48.8 | | |
| 1/10/2017 | | | | | | | | 45.2 | |
| 1/11/2017 | | | 11.6 | 6.72 | | | | | |
| 1/12/2017 | | | | | | | | | 29.8 |
| 2/6/2017 | | 3 | | | | | | | |
| 2/8/2017 | 2.85 | | | | | | | | |
| 2/13/2017 | | | 14 | | 56 | 28 | 46 | | 33 |
| 2/14/2017 | | | | 7.4 | | | | 44 | |
| 2/15/2017 | | | | | | | | | |
| 3/28/2017 | | 3.3 (D) | | | | | | | |
| 3/29/2017 | 3.4 (D) | | | | | | | | |
| 4/3/2017 | | | 11 | | 55 | 31 | | 48 | 32 |
| 4/4/2017 | | | | 8.3 | | | 50 | | |
| 4/6/2017 | | | | | | | | | |
| 4/24/2017 | | 3.8 (D) | | | | | | | |
| 4/26/2017 | 3.7 (D) | | | | | | | | |
| 5/15/2017 | | | 13 | | | | | | |
| 5/16/2017 | | | | 6.6 | 55 | 31 | 50 | | |
| 5/17/2017 | | | | | | | | 53 | 37 |
| 6/7/2017 | 3.3 | 3.5 | | | | | | | |
| 6/12/2017 | | | | | 57 | 32 | 52 | 53 | 34 |
| 6/13/2017 | | | | | | | | | |
| 6/14/2017 | | | 13 | 6 | | | | | |
| 8/21/2017 | | 3.6 | | | | | | | |
| 8/22/2017 | 3.4 | | | | | | | | |
| 9/18/2017 | | | | | | | | 45 | 36 |
| 9/19/2017 | | | 13 | | | | | | |
| 9/20/2017 | | | | 8.3 | 43 | 30 | 45 | | |
| 9/21/2017 | | | | | | | | | |
| 3/27/2018 | | | 13 | 8.7 | 38 | 33 | 40 | 45 | 33 |
| 3/28/2018 | | | | | | | | | |
| 5/7/2018 | | | | | | | | | |
| 5/8/2018 | | | | | | | | | |
| 5/9/2018 | | | 11 | 8.7 | | | 39 | 45 | 31 |
| 5/10/2018 | | | | | 37 | 34 | | | |

# Time Series

Constituent: Chloride (mg/L) Analysis Run 7/9/2020 3:06 PM View: Time Series - All Data

Plant Miller Client: Southern Company Data: Miller Ash Pond

| | GS-AP-MW-13 (bg) | GS-AP-MW-8 (bg) | MR-AP-MW-1 | MR-AP-MW-2 | MR-AP-MW-3D | MR-AP-MW-3S | MR-AP-MW-4 | MR-AP-MW-5 | MR-AP-PZ-5 |
|---|---|---|---|---|---|---|---|---|---|
| 5/15/2018 | 3.2 | 3.3 | | | | | | | |
| 10/8/2018 | | | | | | | 41 | 44 | 32 |
| 10/9/2018 | | | 12 | 8 | 41 | 32 | | | |
| 10/16/2018 | | 3.3 | | | | | | | |
| 10/17/2018 | 2.3 | | | | | | | | |
| 4/16/2019 | 3.23 | 3.69 | | | | | | | |
| 4/22/2019 | | | | | | 242 | | | |
| 4/23/2019 | | | | | | | | 43.3 | 24.9 |
| 4/24/2019 | | | | | | | | | |
| 4/29/2019 | | | | | 40.7 | | 42.4 | | |
| 5/1/2019 | | | 15 | 5.04 | | | | | |
| 8/27/2019 | | | 8.75 | 7.95 | 34.7 | 145 | 42.3 | | |
| 8/28/2019 | | | | | | | | 47.1 | |
| 8/29/2019 | | | | | | | | | 28.5 |
| 9/24/2019 | | 3.21 | | | | | | | |
| 3/2/2020 | | | | | | | | 42.1 | 29.5 |
| 3/3/2020 | | | | 8.59 | 29.1 | 177 | | | |
| 3/4/2020 | | | | | | | 40.1 | | |
| 3/9/2020 | | | 19.6 | | | | | | |
| 3/10/2020 | | | | | | | | | |
| 3/18/2020 | | 4.35 | | | | | | | |

# Time Series

Constituent: Chloride (mg/L) Analysis Run 7/9/2020 3:06 PM View: Time Series - All Data

Plant Miller Client: Southern Company Data: Miller Ash Pond

| | MR-AP-MW-6 | MR-AP-MW-7D | MR-AP-MW-7S | MR-AP-MW-8D | MR-AP-MW-8S | MR-AP-MW-9D | MR-AP-MW-9S | MR-AP-MW-10 | MR-AP-MW-11 |
|---|---|---|---|---|---|---|---|---|---|
| 7/19/2016 | | | | | | | | | |
| 7/20/2016 | | | | | | 8.7 | 9.28 | | |
| 7/21/2016 | | 21.8 | 20.6 | | | | | | |
| 7/25/2016 | | | | 6.35 | 4.64 | | | 6.41 | 8.3 |
| 7/26/2016 | 24.8 | | | | | | | | |
| 8/2/2016 | | | | | | | | | |
| 8/3/2016 | | | | | | | | | |
| 9/20/2016 | | | | | | | | | |
| 9/21/2016 | | | | | | | | | |
| 9/26/2016 | | | | | | | | | |
| 9/27/2016 | | 22.1 | 20.7 | | 8.74 | | 9.44 | 6.3 | 7.94 |
| 9/28/2016 | 24.9 | | | 8.42 | | 8.99 | | | |
| 10/25/2016 | | | | | | | | | |
| 10/31/2016 | | | | | | | | 6.36 | |
| 11/1/2016 | 26 | 22.4 | 21.1 | 13.1 | 16.2 | 9.34 | | | 7.32 |
| 11/2/2016 | | | | | | | 10.2 | | |
| 12/13/2016 | | | | | | | | | |
| 1/9/2017 | 25.1 | | | | | | | | |
| 1/10/2017 | | 22.2 | 21.3 | 16.8 | 21.7 | 9.94 | | | |
| 1/11/2017 | | | | | | | | 6.65 | |
| 1/12/2017 | | | | | | | 8.44 | | 6.29 |
| 2/6/2017 | | | | | | | | | |
| 2/8/2017 | | | | | | | | | |
| 2/13/2017 | 28 | | | | | | | | 9.1 |
| 2/14/2017 | | 26 | 24 | | 14 | | | 9.2 | |
| 2/15/2017 | | | | 14 | | 13 | 2.7 | | |
| 3/28/2017 | | | | | | | | | |
| 3/29/2017 | | | | | | | | | |
| 4/3/2017 | 29 | | | | | | | | |
| 4/4/2017 | | 26 | 24 | 8.2 | 6.5 | 13 | | | 7 |
| 4/6/2017 | | | | | | | 5.6 | 8 | |
| 4/24/2017 | | | | | | | | | |
| 4/26/2017 | | | | | | | | | |
| 5/15/2017 | | | | | | | | | |
| 5/16/2017 | 30 | 26 | 25 | | 4.6 | | | | 7.1 |
| 5/17/2017 | | | | 7.1 | | 14 | 8.3 | 8.1 | |
| 6/7/2017 | | | | | | | | | |
| 6/12/2017 | 31 | | | | | | | | |
| 6/13/2017 | | 27 | 26 | 7 | 4.6 | 14 | | 8.1 | |
| 6/14/2017 | | | | | | | 6.6 | | 7.9 |
| 8/21/2017 | | | | | | | | | |
| 8/22/2017 | | | | | | | | | |
| 9/18/2017 | 29 | 25 | 24 | | | | | | |
| 9/19/2017 | | | | 9.1 | 4.5 | 13 | 7.1 | | 6.8 |
| 9/20/2017 | | | | | | | | | |
| 9/21/2017 | | | | | | | | 7.7 | |
| 3/27/2018 | 32 | 27 | 24 | | | | | | 5.7 |
| 3/28/2018 | | | | 11 | 2.9 | 12 | 4.3 | 7 | |
| 5/7/2018 | | | | | | | | | |
| 5/8/2018 | | | | | | 12 | 4.2 | | 7.3 |
| 5/9/2018 | 32 | 27 | 25 | 10 | 3.2 | | | | |
| 5/10/2018 | | | | | | | | 7.4 | |

# Time Series

Constituent: Chloride (mg/L) Analysis Run 7/9/2020 3:06 PM View: Time Series - All Data

Plant Miller Client: Southern Company Data: Miller Ash Pond

| | MR-AP-MW-6 | MR-AP-MW-7D | MR-AP-MW-7S | MR-AP-MW-8D | MR-AP-MW-8S | MR-AP-MW-9D | MR-AP-MW-9S | MR-AP-MW-10 | MR-AP-MW-11 |
|---|---|---|---|---|---|---|---|---|---|
| 5/15/2018 | | | | | | | | | |
| 10/8/2018 | 33 | | | | | | | 7.4 | |
| 10/9/2018 | | 29 | 25 | 9 | 4.7 | 11 | 7.5 | | 6.5 |
| 10/16/2018 | | | | | | | | | |
| 10/17/2018 | | | | | | | | | |
| 4/16/2019 | | | | | | | | | |
| 4/22/2019 | | | | | | | | | |
| 4/23/2019 | 33 | | | | | | | | |
| 4/24/2019 | | 28 | 22.9 | 11.2 | 4.06 | 11.2 | 5.42 | 7.66 | |
| 4/29/2019 | | | | | | | | | |
| 5/1/2019 | | | | | | | | | 6.46 |
| 8/27/2019 | | | | | | 10.2 | 7.56 | | |
| 8/28/2019 | 32.5 | 27.2 | 22.7 | 10.8 | 4.08 | | | | 6.4 |
| 8/29/2019 | | | | | | | | 6.65 | |
| 9/24/2019 | | | | | | | | | |
| 3/2/2020 | | | | | | | | | |
| 3/3/2020 | 35.3 | 28.6 | 23.2 | 15.1 | 13.6 | 10.3 | 4.18 | | 6.2 |
| 3/4/2020 | | | | | | | | | |
| 3/9/2020 | | | | | | | | 7.47 | |
| 3/10/2020 | | | | | | | | | |
| 3/18/2020 | | | | | | | | | |

# Time Series

Constituent: Chloride (mg/L) Analysis Run 7/9/2020 3:06 PM View: Time Series - All Data

Plant Miller Client: Southern Company Data: Miller Ash Pond

| | MR-AP-MW-12 | MR-AP-MW-13D | MR-AP-MW-13S | MR-AP-MW-14 | MR-AP-MW-15 | MR-AP-MW-16 |
|---|---|---|---|---|---|---|
| 7/19/2016 | | | | | 16.9 | 24.9 |
| 7/20/2016 | 8.05 | 10.4 | 8.49 | 6.47 | | |
| 7/21/2016 | | | | | | |
| 7/25/2016 | | | | | | |
| 7/26/2016 | | | | | | |
| 8/2/2016 | | | | | | |
| 8/3/2016 | | | | | | |
| 9/20/2016 | | | | | | |
| 9/21/2016 | | | | | | |
| 9/26/2016 | | | | 6.48 | 17.1 | 29.2 |
| 9/27/2016 | 8.37 | 13.8 | 7.85 | | | |
| 9/28/2016 | | | | | | |
| 10/25/2016 | | | | | | |
| 10/31/2016 | | | | 6.5 | 17.3 | 25.9 |
| 11/1/2016 | 8.62 | 12 | 7.7 | | | |
| 11/2/2016 | | | | | | |
| 12/13/2016 | | | | | | |
| 1/9/2017 | | | | 6.4 | 17.2 | 31.7 |
| 1/10/2017 | | | | | | |
| 1/11/2017 | 8.33 | 11.7 | 6.9 | | | |
| 1/12/2017 | | | | | | |
| 2/6/2017 | | | | | | |
| 2/8/2017 | | | | | | |
| 2/13/2017 | | | | | | |
| 2/14/2017 | | | | 7.8 | 20 | 43 |
| 2/15/2017 | 9.9 | 15 | 9.4 | | | |
| 3/28/2017 | | | | | | |
| 3/29/2017 | | | | | | |
| 4/3/2017 | | | | | | 25 |
| 4/4/2017 | 9.5 | 13 | | 7.6 | 19 | |
| 4/6/2017 | | | 7.5 | | | |
| 4/24/2017 | | | | | | |
| 4/26/2017 | | | | | | |
| 5/15/2017 | 8.1 | | | | | |
| 5/16/2017 | | | | | 20 | 21 |
| 5/17/2017 | | 14 | 8.9 | 7.8 | | |
| 6/7/2017 | | | | | | |
| 6/12/2017 | | | | | 21 | 23 |
| 6/13/2017 | | 14 | 9.1 | 7.5 | | |
| 6/14/2017 | 8 | | | | | |
| 8/21/2017 | | | | | | |
| 8/22/2017 | | | | | | |
| 9/18/2017 | | | | | | |
| 9/19/2017 | | 13 | 10 | 7.5 | 19 | 19 |
| 9/20/2017 | | | | | | |
| 9/21/2017 | 7.7 | | | | | |
| 3/27/2018 | | | | | | |
| 3/28/2018 | 6.5 | 14 | 9.1 | 6.4 | 19 | 16 |
| 5/7/2018 | | | | | 20 | 16 |
| 5/8/2018 | 6.8 | 14 | 11 | 7.6 | | |
| 5/9/2018 | | | | | | |
| 5/10/2018 | | | | | | |

# Time Series

Constituent: Chloride (mg/L) Analysis Run 7/9/2020 3:06 PM View: Time Series - All Data

Plant Miller Client: Southern Company Data: Miller Ash Pond

| | MR-AP-MW-12 | MR-AP-MW-13D | MR-AP-MW-13S | MR-AP-MW-14 | MR-AP-MW-15 | MR-AP-MW-16 |
|---|---|---|---|---|---|---|
| 5/15/2018 | | | | | | |
| 10/8/2018 | 6.9 | | | | | |
| 10/9/2018 | | 14 | 10 | 7.6 | 20 | 24 |
| 10/16/2018 | | | | | | |
| 10/17/2018 | | | | | | |
| 4/16/2019 | | | | | | |
| 4/22/2019 | | | | | | |
| 4/23/2019 | | | | | | |
| 4/24/2019 | | 14.7 | 9.4 | 7.29 | 18.3 | 11.9 |
| 4/29/2019 | | | | | | |
| 5/1/2019 | | | | | | |
| 8/27/2019 | | | | | | |
| 8/28/2019 | 7.27 | | | 7.3 | 19.3 | 10.8 |
| 8/29/2019 | | 13.4 | 9.33 | | | |
| 9/24/2019 | | | | | | |
| 3/2/2020 | | | | | | |
| 3/3/2020 | | | | | | 5.33 |
| 3/4/2020 | | | | 7.6 | 18.5 | |
| 3/9/2020 | | 11.7 | 7.17 | | | |
| 3/10/2020 | 7.52 | | | | | |
| 3/18/2020 | | | | | | |

# Time Series

Constituent: Chloride (mg/L) Analysis Run 7/9/2020 3:06 PM View: Time Series - All Data

Plant Miller Client: Southern Company Data: Miller Ash Pond

| | MR-AP-MW-4V | MR-AP-MW-6V | MR-AP-MW-17H | MR-AP-MW-18H | MR-AP-MW-20H | MR-AP-MW-20HS | MR-AP-MW-21 (bg) | MR-AP-MW-24 | MR-AP-MW-25 |
|---|---|---|---|---|---|---|---|---|---|
| 2/20/2019 | | | | | | | | | |
| 3/4/2019 | | | | | | | | 5.37 | 15.8 |
| 3/5/2019 | 26.7 | 27.8 | | | | | | | |
| 3/6/2019 | | | 6.27 | 8.61 | 44.5 | 38.1 | 9.18 | | |
| 8/27/2019 | 44.5 | | 6.42 | 58.9 | | | | | |
| 8/28/2019 | | 18.9 | | | | | 9.75 | | |
| 9/3/2019 | | | | | 43.8 | 36.8 | | | |
| 9/24/2019 | | | | | | | | | |
| 3/3/2020 | | 23.6 | | | | | | | |
| 3/4/2020 | 24.3 | | | | | | | | |
| 3/5/2020 | | | | | | | | | |
| 3/9/2020 | | | | | | | 14.6 | | |
| 3/10/2020 | | | 4.72 | 5.53 | 44.2 | 38.9 | | | |
| 3/25/2020 | | | | | | | | | |

# Time Series

Constituent: Chloride (mg/L) Analysis Run 7/9/2020 3:06 PM View: Time Series - All Data

Plant Miller Client: Southern Company Data: Miller Ash Pond

| | MR-AP-MW-26 | MR-AP-MW-33H | MR-AP-MW-23 | MR-AP-MW-32H | MR-AP-MW-34H | MR-AP-MW-19HA | MR-AP-MW-30H | MR-AP-MW-37H | MR-AP-MW-28H |
|---|---|---|---|---|---|---|---|---|---|
| 2/20/2019 | | | | | | | | | |
| 3/4/2019 | 3.75 | | | | | | | | |
| 3/5/2019 | | | | | | | | | |
| 3/6/2019 | | | | | | | | | |
| 8/27/2019 | | | | | | | | | |
| 8/28/2019 | | | | | | | | | |
| 9/3/2019 | | | | | | | | | |
| 9/24/2019 | | | | | | | | | |
| 3/3/2020 | | | | | | | | | |
| 3/4/2020 | | | | | | | | | |
| 3/5/2020 | | 33.9 | | | | | | | |
| 3/9/2020 | | | 2430 | | 159 | 26.3 | | 10.7 | 5.26 |
| 3/10/2020 | | | | 5.73 | | | 117 | | |
| 3/25/2020 | | | | | | | | | |

# Time Series

Constituent: Chloride (mg/L) Analysis Run 7/9/2020 3:06 PM View: Time Series - All Data

Plant Miller Client: Southern Company Data: Miller Ash Pond

| | MR-AP-MW-35H | GS-AP-MW-17V ... |
|---|---|---|
| 2/20/2019 | | 3.56 |
| 3/4/2019 | | |
| 3/5/2019 | | |
| 3/6/2019 | | |
| 8/27/2019 | | |
| 8/28/2019 | | |
| 9/3/2019 | | |
| 9/24/2019 | | 3.69 |
| 3/3/2020 | | |
| 3/4/2020 | | |
| 3/5/2020 | | |
| 3/9/2020 | | |
| 3/10/2020 | 2.26 | |
| 3/25/2020 | | 3.72 |

Sanitas™ v.9.6.24 Sanitas software licensed to Southern Company. UG
Hollow symbols indicate censored values.

## Time Series

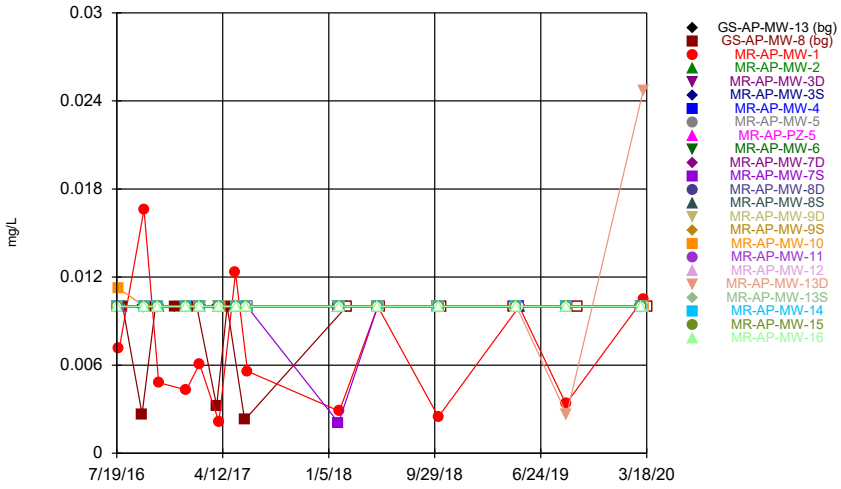


Constituent: Chromium Analysis Run 7/9/2020 3:03 PM View: Time Series - All Data
Plant Miller Client: Southern Company Data: Miller Ash Pond

Sanitas™ v.9.6.24 Sanitas software licensed to Southern Company. UG
Hollow symbols indicate censored values.

## Time Series

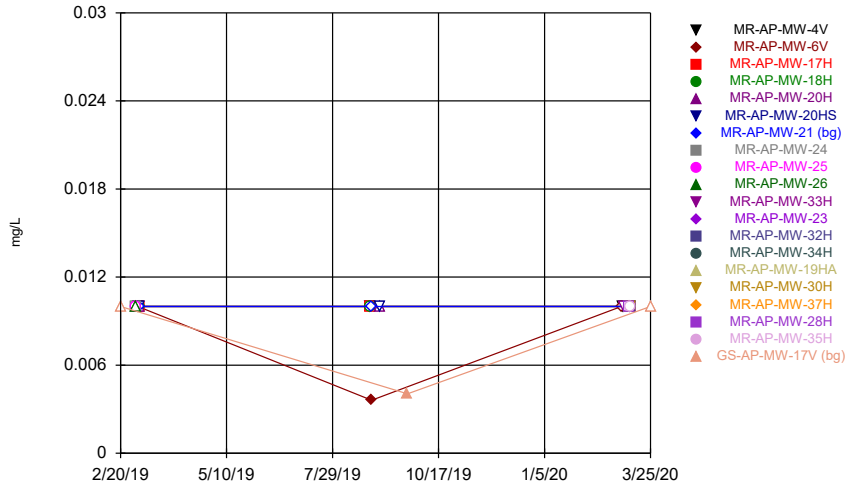


Constituent: Chromium Analysis Run 7/9/2020 3:03 PM View: Time Series - All Data
Plant Miller Client: Southern Company Data: Miller Ash Pond

Sanitas™ v.9.6.24 Sanitas software licensed to Southern Company. UG
Hollow symbols indicate censored values.

## Time Series

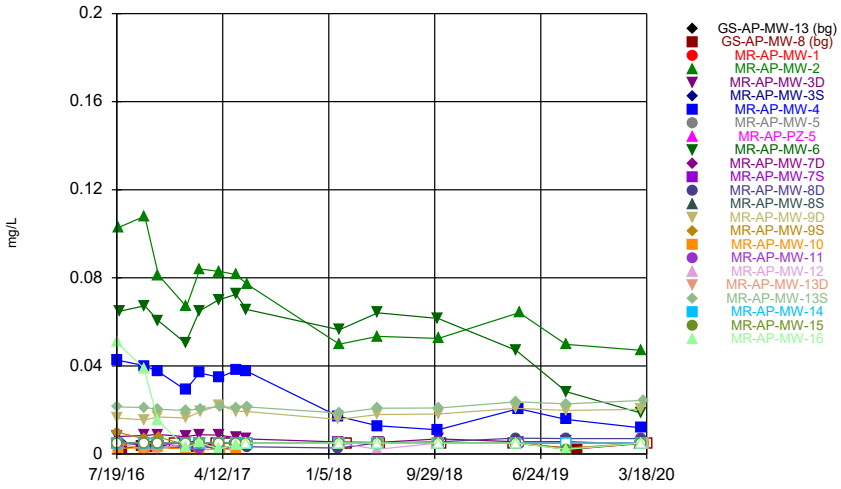


Constituent: Cobalt Analysis Run 7/9/2020 3:03 PM View: Time Series - All Data
Plant Miller Client: Southern Company Data: Miller Ash Pond

Sanitas™ v.9.6.24 Sanitas software licensed to Southern Company. UG
Hollow symbols indicate censored values.

## Time Series

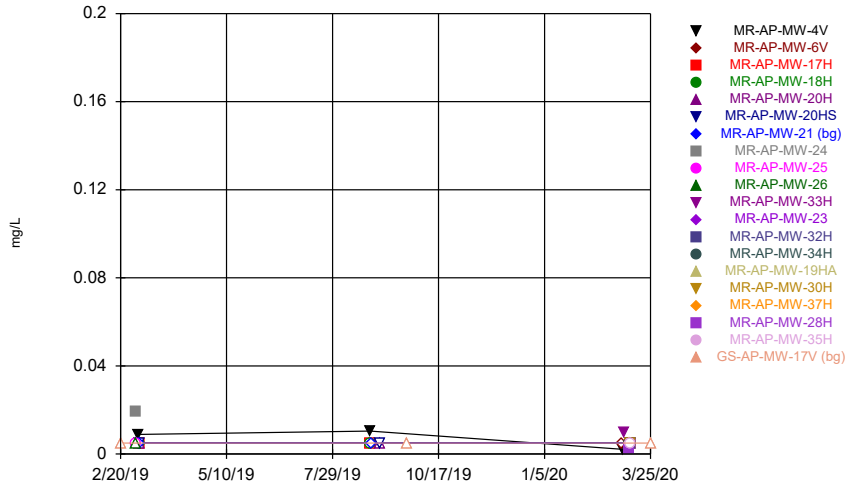


Constituent: Cobalt Analysis Run 7/9/2020 3:03 PM View: Time Series - All Data
Plant Miller Client: Southern Company Data: Miller Ash Pond

# Time Series

Constituent: Chromium (mg/L) Analysis Run 7/9/2020 3:06 PM View: Time Series - All Data

Plant Miller Client: Southern Company Data: Miller Ash Pond

| | GS-AP-MW-13 (bg) | GS-AP-MW-8 (bg) | MR-AP-MW-1 | MR-AP-MW-2 | MR-AP-MW-3D | MR-AP-MW-3S | MR-AP-MW-4 | MR-AP-MW-5 | MR-AP-PZ-5 |
|---|---|---|---|---|---|---|---|---|---|
| 7/19/2016 | | | | | <0.01 | <0.01 | <0.01 | | |
| 7/20/2016 | | | | | | | | | |
| 7/21/2016 | | | | | | | | | |
| 7/25/2016 | | | 0.00711 (J) | <0.01 | | | | | |
| 7/26/2016 | | | | | | | | <0.01 | <0.01 |
| 8/2/2016 | 0.01 | | | | | | | | |
| 8/3/2016 | | 0.01 | | | | | | | |
| 9/20/2016 | 0.01 | | | | | | | | |
| 9/21/2016 | | 0.00266 (J) | | | | | | | |
| 9/26/2016 | | | 0.0166 | | <0.01 | <0.01 | | | |
| 9/27/2016 | | | | | | | <0.01 | | |
| 9/28/2016 | | | | <0.01 | | | | <0.01 | <0.01 |
| 10/25/2016 | 0.01 | 0.01 | | | | | | | |
| 10/31/2016 | | | | | <0.01 | <0.01 | | | |
| 11/1/2016 | | | | <0.01 | | | <0.01 | | |
| 11/2/2016 | | | 0.00481 (J) | | | | | <0.01 | <0.01 |
| 12/13/2016 | 0.01 | 0.01 | | | | | | | |
| 1/9/2017 | | | | | <0.01 | <0.01 | <0.01 | | |
| 1/10/2017 | | | | | | | | <0.01 | |
| 1/11/2017 | | | 0.00431 (J) | <0.01 | | | | | |
| 1/12/2017 | | | | | | | | | <0.01 |
| 2/6/2017 | | 0.01 | | | | | | | |
| 2/8/2017 | 0.01 | | | | | | | | |
| 2/13/2017 | | | 0.0061 (J) | | <0.01 | <0.01 | <0.01 | | <0.01 |
| 2/14/2017 | | | | <0.01 | | | | <0.01 | |
| 2/15/2017 | | | | | | | | | |
| 3/28/2017 | | 0.00322 (J) | | | | | | | |
| 3/29/2017 | 0.01 | | | | | | | | |
| 4/3/2017 | | | 0.00215 (J) | | <0.01 | <0.01 | | <0.01 | <0.01 |
| 4/4/2017 | | | | <0.01 | | | <0.01 | | |
| 4/6/2017 | | | | | | | | | |
| 4/24/2017 | | 0.01 | | | | | | | |
| 4/26/2017 | 0.01 | | | | | | | | |
| 5/15/2017 | | | 0.0123 | | | | | | |
| 5/16/2017 | | | | <0.01 | <0.01 | <0.01 | <0.01 | | |
| 5/17/2017 | | | | | | | | <0.01 | <0.01 |
| 6/7/2017 | <0.01 | 0.00227 (J) | | | | | | | |
| 6/12/2017 | | | | | <0.01 | <0.01 | <0.01 | <0.01 | <0.01 |
| 6/13/2017 | | | | | | | | | |
| 6/14/2017 | | | 0.00558 (J) | <0.01 | | | | | |
| 1/29/2018 | | | | | <0.01 | <0.01 | <0.01 | | |
| 1/30/2018 | | | | | | | | | |
| 1/31/2018 | | | | | | | | | |
| 2/1/2018 | | | 0.00287 (J) | <0.01 | | | | <0.01 | <0.01 |
| 2/19/2018 | | <0.01 | | | | | | | |
| 2/20/2018 | <0.01 | | | | | | | | |
| 5/7/2018 | | | | | | | | | |
| 5/8/2018 | | | | | | | | | |
| 5/9/2018 | | | <0.01 | <0.01 | | | <0.01 | <0.01 | <0.01 |
| 5/10/2018 | | | | | <0.01 | <0.01 | | | |
| 5/15/2018 | <0.01 | <0.01 | | | | | | | |
| 10/8/2018 | | | | | | | <0.01 | <0.01 | <0.01 |

# Time Series

Constituent: Chromium (mg/L) Analysis Run 7/9/2020 3:06 PM View: Time Series - All Data

Plant Miller Client: Southern Company Data: Miller Ash Pond

| | GS-AP-MW-13 (bg) | GS-AP-MW-8 (bg) | MR-AP-MW-1 | MR-AP-MW-2 | MR-AP-MW-3D | MR-AP-MW-3S | MR-AP-MW-4 | MR-AP-MW-5 | MR-AP-PZ-5 |
|---|---|---|---|---|---|---|---|---|---|
| 10/9/2018 | | | 0.00248 (J) | <0.01 | <0.01 | <0.01 | | | |
| 10/16/2018 | | <0.01 | | | | | | | |
| 10/17/2018 | <0.01 | | | | | | | | |
| 4/16/2019 | <0.01 | <0.01 | | | | | | | |
| 4/22/2019 | | | | | | <0.01 | | | |
| 4/23/2019 | | | | | | | | <0.01 | <0.01 |
| 4/24/2019 | | | | | | | | | |
| 4/29/2019 | | | | | <0.01 | | <0.01 | | |
| 5/1/2019 | | | <0.01 | <0.01 | | | | | |
| 8/27/2019 | | | 0.00336 (J) | <0.01 | <0.01 | <0.01 | <0.01 | | |
| 8/28/2019 | | | | | | | | <0.01 | |
| 8/29/2019 | | | | | | | | | <0.01 |
| 9/24/2019 | | <0.01 | | | | | | | |
| 3/2/2020 | | | | | | | | <0.01 | <0.01 |
| 3/3/2020 | | | | <0.01 | <0.01 | <0.01 | | | |
| 3/4/2020 | | | | | | | <0.01 | | |
| 3/9/2020 | | | 0.0105 | | | | | | |
| 3/10/2020 | | | | | | | | | |
| 3/18/2020 | | <0.01 | | | | | | | |

# Time Series

Constituent: Chromium (mg/L) Analysis Run 7/9/2020 3:06 PM View: Time Series - All Data

Plant Miller Client: Southern Company Data: Miller Ash Pond

| | MR-AP-MW-6 | MR-AP-MW-7D | MR-AP-MW-7S | MR-AP-MW-8D | MR-AP-MW-8S | MR-AP-MW-9D | MR-AP-MW-9S | MR-AP-MW-10 | MR-AP-MW-11 |
|---|---|---|---|---|---|---|---|---|---|
| 7/19/2016 | | | | | | | | | |
| 7/20/2016 | | | | | | <0.01 | <0.01 | | |
| 7/21/2016 | | <0.01 | <0.01 | | | | | | |
| 7/25/2016 | | | | <0.01 | <0.01 | | | 0.0112 | <0.01 |
| 7/26/2016 | <0.01 | | | | | | | | |
| 8/2/2016 | | | | | | | | | |
| 8/3/2016 | | | | | | | | | |
| 9/20/2016 | | | | | | | | | |
| 9/21/2016 | | | | | | | | | |
| 9/26/2016 | | | | | | | | | |
| 9/27/2016 | | <0.01 | <0.01 | | <0.01 | | <0.01 | <0.01 | <0.01 |
| 9/28/2016 | <0.01 | | | <0.01 | | <0.01 | | | |
| 10/25/2016 | | | | | | | | | |
| 10/31/2016 | | | | | | | | <0.01 | |
| 11/1/2016 | <0.01 | <0.01 | <0.01 | <0.01 | <0.01 | <0.01 | | | <0.01 |
| 11/2/2016 | | | | | | | <0.01 | | |
| 12/13/2016 | | | | | | | | | |
| 1/9/2017 | <0.01 | | | | | | | | |
| 1/10/2017 | | <0.01 | <0.01 | <0.01 | <0.01 | <0.01 | | | |
| 1/11/2017 | | | | | | | | <0.01 | |
| 1/12/2017 | | | | | | | <0.01 | | <0.01 |
| 2/6/2017 | | | | | | | | | |
| 2/8/2017 | | | | | | | | | |
| 2/13/2017 | <0.01 | | | | | | | | <0.01 |
| 2/14/2017 | | <0.01 | <0.01 | | <0.01 | | | <0.01 | |
| 2/15/2017 | | | | <0.01 | | <0.01 | <0.01 | | |
| 3/28/2017 | | | | | | | | | |
| 3/29/2017 | | | | | | | | | |
| 4/3/2017 | <0.01 | | | | | | | | |
| 4/4/2017 | | <0.01 | <0.01 | <0.01 | <0.01 | <0.01 | | | <0.01 |
| 4/6/2017 | | | | | | | <0.01 | <0.01 | |
| 4/24/2017 | | | | | | | | | |
| 4/26/2017 | | | | | | | | | |
| 5/15/2017 | | | | | | | | | |
| 5/16/2017 | <0.01 | <0.01 | <0.01 | | <0.01 | | | | <0.01 |
| 5/17/2017 | | | | <0.01 | | <0.01 | <0.01 | <0.01 | |
| 6/7/2017 | | | | | | | | | |
| 6/12/2017 | <0.01 | | | | | | | | |
| 6/13/2017 | | <0.01 | <0.01 | <0.01 | <0.01 | <0.01 | | <0.01 | |
| 6/14/2017 | | | | | | | <0.01 | | <0.01 |
| 1/29/2018 | | <0.01 | | | | | | | |
| 1/30/2018 | | | 0.00207 (J) | <0.01 | <0.01 | <0.01 | <0.01 | | |
| 1/31/2018 | | | | | | | | <0.01 | |
| 2/1/2018 | <0.01 | | | | | | | | <0.01 |
| 2/19/2018 | | | | | | | | | |
| 2/20/2018 | | | | | | | | | |
| 5/7/2018 | | | | | | | | | |
| 5/8/2018 | | | | | | <0.01 | <0.01 | | <0.01 |
| 5/9/2018 | <0.01 | <0.01 | <0.01 | <0.01 | <0.01 | | | | |
| 5/10/2018 | | | | | | | | <0.01 | |
| 5/15/2018 | | | | | | | | | |
| 10/8/2018 | <0.01 | | | | | | | <0.01 | |

# Time Series

Constituent: Chromium (mg/L) Analysis Run 7/9/2020 3:06 PM View: Time Series - All Data

Plant Miller Client: Southern Company Data: Miller Ash Pond

| | MR-AP-MW-6 | MR-AP-MW-7D | MR-AP-MW-7S | MR-AP-MW-8D | MR-AP-MW-8S | MR-AP-MW-9D | MR-AP-MW-9S | MR-AP-MW-10 | MR-AP-MW-11 |
|---|---|---|---|---|---|---|---|---|---|
| 10/9/2018 | | <0.01 | <0.01 | <0.01 | <0.01 | <0.01 | <0.01 | | <0.01 |
| 10/16/2018 | | | | | | | | | |
| 10/17/2018 | | | | | | | | | |
| 4/16/2019 | | | | | | | | | |
| 4/22/2019 | | | | | | | | | |
| 4/23/2019 | <0.01 | | | | | | | | |
| 4/24/2019 | | <0.01 | <0.01 | <0.01 | <0.01 | <0.01 | <0.01 | <0.01 | |
| 4/29/2019 | | | | | | | | | |
| 5/1/2019 | | | | | | | | | <0.01 |
| 8/27/2019 | | | | | | <0.01 | <0.01 | | |
| 8/28/2019 | <0.01 | <0.01 | <0.01 | <0.01 | <0.01 | | | | <0.01 |
| 8/29/2019 | | | | | | | | <0.01 | |
| 9/24/2019 | | | | | | | | | |
| 3/2/2020 | | | | | | | | | |
| 3/3/2020 | <0.01 | <0.01 | <0.01 | <0.01 | <0.01 | <0.01 | <0.01 | | <0.01 |
| 3/4/2020 | | | | | | | | | |
| 3/9/2020 | | | | | | | | <0.01 | |
| 3/10/2020 | | | | | | | | | |
| 3/18/2020 | | | | | | | | | |

# Time Series

Constituent: Chromium (mg/L) Analysis Run 7/9/2020 3:06 PM View: Time Series - All Data

Plant Miller Client: Southern Company Data: Miller Ash Pond

| | MR-AP-MW-12 | MR-AP-MW-13D | MR-AP-MW-13S | MR-AP-MW-14 | MR-AP-MW-15 | MR-AP-MW-16 |
|---|---|---|---|---|---|---|
| 7/19/2016 | | | | | <0.01 | <0.01 |
| 7/20/2016 | <0.01 | <0.01 | <0.01 | <0.01 | | |
| 7/21/2016 | | | | | | |
| 7/25/2016 | | | | | | |
| 7/26/2016 | | | | | | |
| 8/2/2016 | | | | | | |
| 8/3/2016 | | | | | | |
| 9/20/2016 | | | | | | |
| 9/21/2016 | | | | | | |
| 9/26/2016 | | | | <0.01 | <0.01 | <0.01 |
| 9/27/2016 | <0.01 | <0.01 | <0.01 | | | |
| 9/28/2016 | | | | | | |
| 10/25/2016 | | | | | | |
| 10/31/2016 | | | | <0.01 | <0.01 | <0.01 |
| 11/1/2016 | <0.01 | <0.01 | <0.01 | | | |
| 11/2/2016 | | | | | | |
| 12/13/2016 | | | | | | |
| 1/9/2017 | | | | <0.01 | <0.01 | <0.01 |
| 1/10/2017 | | | | | | |
| 1/11/2017 | <0.01 | <0.01 | <0.01 | | | |
| 1/12/2017 | | | | | | |
| 2/6/2017 | | | | | | |
| 2/8/2017 | | | | | | |
| 2/13/2017 | | | | | | |
| 2/14/2017 | | | | <0.01 | <0.01 | <0.01 |
| 2/15/2017 | <0.01 | <0.01 | <0.01 | | | |
| 3/28/2017 | | | | | | |
| 3/29/2017 | | | | | | |
| 4/3/2017 | | | | | | <0.01 |
| 4/4/2017 | <0.01 | <0.01 | | <0.01 | <0.01 | |
| 4/6/2017 | | | <0.01 | | | |
| 4/24/2017 | | | | | | |
| 4/26/2017 | | | | | | |
| 5/15/2017 | <0.01 | | | | | |
| 5/16/2017 | | | | | <0.01 | <0.01 |
| 5/17/2017 | | <0.01 | <0.01 | <0.01 | | |
| 6/7/2017 | | | | | | |
| 6/12/2017 | | | | | <0.01 | <0.01 |
| 6/13/2017 | | <0.01 | <0.01 | <0.01 | | |
| 6/14/2017 | <0.01 | | | | | |
| 1/29/2018 | | | | | | |
| 1/30/2018 | <0.01 | | | | | |
| 1/31/2018 | | <0.01 | <0.01 | | <0.01 | |
| 2/1/2018 | | | | <0.01 | | <0.01 |
| 2/19/2018 | | | | | | |
| 2/20/2018 | | | | | | |
| 5/7/2018 | | | | | <0.01 | <0.01 |
| 5/8/2018 | <0.01 | <0.01 | <0.01 | <0.01 | | |
| 5/9/2018 | | | | | | |
| 5/10/2018 | | | | | | |
| 5/15/2018 | | | | | | |
| 10/8/2018 | <0.01 | | | | | |

# Time Series

Constituent: Chromium (mg/L) Analysis Run 7/9/2020 3:06 PM View: Time Series - All Data

Plant Miller Client: Southern Company Data: Miller Ash Pond

| | MR-AP-MW-12 | MR-AP-MW-13D | MR-AP-MW-13S | MR-AP-MW-14 | MR-AP-MW-15 | MR-AP-MW-16 |
|---|---|---|---|---|---|---|
| 10/9/2018 | | <0.01 | <0.01 | <0.01 | <0.01 | <0.01 |
| 10/16/2018 | | | | | | |
| 10/17/2018 | | | | | | |
| 4/16/2019 | | | | | | |
| 4/22/2019 | | | | | | |
| 4/23/2019 | | | | | | |
| 4/24/2019 | | <0.01 | <0.01 | <0.01 | <0.01 | <0.01 |
| 4/29/2019 | | | | | | |
| 5/1/2019 | | | | | | |
| 8/27/2019 | | | | | | |
| 8/28/2019 | <0.01 | | | <0.01 | <0.01 | <0.01 |
| 8/29/2019 | | 0.00264 (J) | <0.01 | | | |
| 9/24/2019 | | | | | | |
| 3/2/2020 | | | | | | |
| 3/3/2020 | | | | | | <0.01 |
| 3/4/2020 | | | | <0.01 | <0.01 | |
| 3/9/2020 | | 0.0247 | <0.01 | | | |
| 3/10/2020 | <0.01 | | | | | |
| 3/18/2020 | | | | | | |

# Time Series

Constituent: Chromium (mg/L) Analysis Run 7/9/2020 3:06 PM View: Time Series - All Data

Plant Miller Client: Southern Company Data: Miller Ash Pond

| | MR-AP-MW-4V | MR-AP-MW-6V | MR-AP-MW-17H | MR-AP-MW-18H | MR-AP-MW-20H | MR-AP-MW-20HS | MR-AP-MW-21 (bg) | MR-AP-MW-24 | MR-AP-MW-25 |
|---|---|---|---|---|---|---|---|---|---|
| 2/20/2019 | | | | | | | | | |
| 3/4/2019 | | | | | | | | <0.01 | <0.01 |
| 3/5/2019 | <0.01 | <0.01 | | | | | | | |
| 3/6/2019 | | | <0.01 | <0.01 | <0.01 | <0.01 | <0.01 | | |
| 8/27/2019 | <0.01 | | <0.01 | <0.01 | | | | | |
| 8/28/2019 | | 0.00361 (J) | | | | | <0.01 | | |
| 9/3/2019 | | | | | <0.01 | <0.01 | | | |
| 9/24/2019 | | | | | | | | | |
| 3/3/2020 | | <0.01 | | | | | | | |
| 3/4/2020 | <0.01 | | | | | | | | |
| 3/5/2020 | | | | | | | | | |
| 3/9/2020 | | | | | | | <0.01 | | |
| 3/10/2020 | | | <0.01 | <0.01 | <0.01 | <0.01 | | | |
| 3/25/2020 | | | | | | | | | |

# Time Series

Constituent: Chromium (mg/L) Analysis Run 7/9/2020 3:06 PM View: Time Series - All Data

Plant Miller Client: Southern Company Data: Miller Ash Pond

| | MR-AP-MW-26 | MR-AP-MW-33H | MR-AP-MW-23 | MR-AP-MW-32H | MR-AP-MW-34H | MR-AP-MW-19HA | MR-AP-MW-30H | MR-AP-MW-37H | MR-AP-MW-28H |
|---|---|---|---|---|---|---|---|---|---|
| 2/20/2019 | | | | | | | | | |
| 3/4/2019 | <0.01 | | | | | | | | |
| 3/5/2019 | | | | | | | | | |
| 3/6/2019 | | | | | | | | | |
| 8/27/2019 | | | | | | | | | |
| 8/28/2019 | | | | | | | | | |
| 9/3/2019 | | | | | | | | | |
| 9/24/2019 | | | | | | | | | |
| 3/3/2020 | | | | | | | | | |
| 3/4/2020 | | | | | | | | | |
| 3/5/2020 | | <0.01 | | | | | | | |
| 3/9/2020 | | | <0.01 | | <0.01 | <0.01 | | <0.01 | <0.01 |
| 3/10/2020 | | | | <0.01 | | | <0.01 | | |
| 3/25/2020 | | | | | | | | | |

# Time Series

Constituent: Chromium (mg/L) Analysis Run 7/9/2020 3:06 PM View: Time Series - All Data

Plant Miller Client: Southern Company Data: Miller Ash Pond

| | MR-AP-MW-35H | GS-AP-MW-17V ... |
|---|---|---|
| 2/20/2019 | | <0.01 |
| 3/4/2019 | | |
| 3/5/2019 | | |
| 3/6/2019 | | |
| 8/27/2019 | | |
| 8/28/2019 | | |
| 9/3/2019 | | |
| 9/24/2019 | | 0.00405 (J) |
| 3/3/2020 | | |
| 3/4/2020 | | |
| 3/5/2020 | | |
| 3/9/2020 | | |
| 3/10/2020 | <0.01 | |
| 3/25/2020 | | <0.01 |

# Time Series

Constituent: Cobalt (mg/L) Analysis Run 7/9/2020 3:06 PM View: Time Series - All Data

Plant Miller Client: Southern Company Data: Miller Ash Pond

| | GS-AP-MW-13 (bg) | GS-AP-MW-8 (bg) | MR-AP-MW-1 | MR-AP-MW-2 | MR-AP-MW-3D | MR-AP-MW-3S | MR-AP-MW-4 | MR-AP-MW-5 | MR-AP-PZ-5 |
|---|---|---|---|---|---|---|---|---|---|
| 7/19/2016 | | | | | 0.00796 (J) | <0.005 | 0.0427 | | |
| 7/20/2016 | | | | | | | | | |
| 7/21/2016 | | | | | | | | | |
| 7/25/2016 | | | <0.005 | 0.103 | | | | | |
| 7/26/2016 | | | | | | | | <0.005 | <0.005 |
| 8/2/2016 | <0.005 | | | | | | | | |
| 8/3/2016 | | 0.0026 (J) | | | | | | | |
| 9/20/2016 | <0.005 | | | | | | | | |
| 9/21/2016 | | 0.00362 (J) | | | | | | | |
| 9/26/2016 | | | <0.005 | | 0.00839 (J) | <0.005 | | | |
| 9/27/2016 | | | | | | | 0.0401 | | |
| 9/28/2016 | | | | 0.108 | | | | <0.005 | <0.005 |
| 10/25/2016 | <0.005 | 0.00305 (J) | | | | | | | |
| 10/31/2016 | | | | | 0.00889 (J) | <0.005 | | | |
| 11/1/2016 | | | | 0.0813 | | | 0.0374 | | |
| 11/2/2016 | | | <0.005 | | | | | <0.005 | <0.005 |
| 12/13/2016 | <0.005 | <0.005 | | | | | | | |
| 1/9/2017 | | | | | 0.00787 (J) | <0.005 | 0.0291 | | |
| 1/10/2017 | | | | | | | | <0.005 | |
| 1/11/2017 | | | <0.005 | 0.0669 | | | | | |
| 1/12/2017 | | | | | | | | | <0.005 |
| 2/6/2017 | | 0.00308 (J) | | | | | | | |
| 2/8/2017 | <0.005 | | | | | | | | |
| 2/13/2017 | | | <0.005 | | 0.00873 (J) | <0.005 | 0.0368 | | <0.005 |
| 2/14/2017 | | | | 0.084 | | | | <0.005 | |
| 2/15/2017 | | | | | | | | | |
| 3/28/2017 | | <0.005 | | | | | | | |
| 3/29/2017 | <0.005 | | | | | | | | |
| 4/3/2017 | | | <0.005 | | 0.00861 (J) | <0.005 | | <0.005 | <0.005 |
| 4/4/2017 | | | | 0.0829 | | | 0.0348 | | |
| 4/6/2017 | | | | | | | | | |
| 4/24/2017 | | <0.005 | | | | | | | |
| 4/26/2017 | <0.005 | | | | | | | | |
| 5/15/2017 | | | <0.005 | | | | | | |
| 5/16/2017 | | | | 0.0815 | 0.00736 (J) | <0.005 | 0.0379 | | |
| 5/17/2017 | | | | | | | | <0.005 | <0.005 |
| 6/7/2017 | <0.005 | <0.005 | | | | | | | |
| 6/12/2017 | | | | | 0.00684 (J) | <0.005 | 0.0376 | <0.005 | <0.005 |
| 6/13/2017 | | | | | | | | | |
| 6/14/2017 | | | <0.005 | 0.077 | | | | | |
| 1/29/2018 | | | | | 0.00548 (J) | <0.005 | 0.0171 | | |
| 1/30/2018 | | | | | | | | | |
| 1/31/2018 | | | | | | | | | |
| 2/1/2018 | | | <0.005 | 0.0499 | | | | <0.005 | <0.005 |
| 2/19/2018 | | <0.005 | | | | | | | |
| 2/20/2018 | <0.005 | | | | | | | | |
| 5/7/2018 | | | | | | | | | |
| 5/8/2018 | | | | | | | | | |
| 5/9/2018 | | | <0.005 | 0.0534 | | | 0.0128 | <0.005 | <0.005 |
| 5/10/2018 | | | | | 0.00529 (J) | <0.005 | | | |
| 5/15/2018 | <0.005 | <0.005 | | | | | | | |
| 10/8/2018 | | | | | | | 0.011 | <0.005 | <0.005 |

# Time Series

Constituent: Cobalt (mg/L) Analysis Run 7/9/2020 3:06 PM View: Time Series - All Data

Plant Miller Client: Southern Company Data: Miller Ash Pond

| | GS-AP-MW-13 (bg) | GS-AP-MW-8 (bg) | MR-AP-MW-1 | MR-AP-MW-2 | MR-AP-MW-3D | MR-AP-MW-3S | MR-AP-MW-4 | MR-AP-MW-5 | MR-AP-PZ-5 |
|---|---|---|---|---|---|---|---|---|---|
| 10/9/2018 | | | <0.005 | 0.0525 | 0.00683 | <0.005 | | | |
| 10/16/2018 | | <0.005 | | | | | | | |
| 10/17/2018 | <0.005 | | | | | | | | |
| 4/16/2019 | <0.005 | <0.005 | | | | | | | |
| 4/22/2019 | | | | | | <0.005 | | | |
| 4/23/2019 | | | | | | | | <0.005 | <0.005 |
| 4/24/2019 | | | | | | | | | |
| 4/29/2019 | | | | | 0.00555 | | 0.0206 | | |
| 5/1/2019 | | | <0.005 | 0.0642 | | | | | |
| 8/27/2019 | | | <0.005 | 0.0498 | 0.00562 | <0.005 | 0.0157 | | |
| 8/28/2019 | | | | | | | | <0.005 | |
| 8/29/2019 | | | | | | | | | <0.005 |
| 9/24/2019 | | 0.00234 (J) | | | | | | | |
| 3/2/2020 | | | | | | | | <0.005 | <0.005 |
| 3/3/2020 | | | | 0.0471 | 0.00456 (J) | <0.005 | | | |
| 3/4/2020 | | | | | | | 0.0119 | | |
| 3/9/2020 | | | <0.005 | | | | | | |
| 3/10/2020 | | | | | | | | | |
| 3/18/2020 | | <0.005 | | | | | | | |

# Time Series

Constituent: Cobalt (mg/L) Analysis Run 7/9/2020 3:06 PM View: Time Series - All Data

Plant Miller Client: Southern Company Data: Miller Ash Pond

| | MR-AP-MW-6 | MR-AP-MW-7D | MR-AP-MW-7S | MR-AP-MW-8D | MR-AP-MW-8S | MR-AP-MW-9D | MR-AP-MW-9S | MR-AP-MW-10 | MR-AP-MW-11 |
|---|---|---|---|---|---|---|---|---|---|
| 7/19/2016 | | | | | | | | | |
| 7/20/2016 | | | | | | 0.0163 | 0.00995 (J) | | |
| 7/21/2016 | | <0.005 | <0.005 | | | | | | |
| 7/25/2016 | | | | 0.0051 (J) | <0.005 | | | 0.00273 (J) | <0.005 |
| 7/26/2016 | 0.0648 | | | | | | | | |
| 8/2/2016 | | | | | | | | | |
| 8/3/2016 | | | | | | | | | |
| 9/20/2016 | | | | | | | | | |
| 9/21/2016 | | | | | | | | | |
| 9/26/2016 | | | | | | | | | |
| 9/27/2016 | | <0.005 | <0.005 | | <0.005 | | 0.00686 (J) | 0.00263 (J) | <0.005 |
| 9/28/2016 | 0.0673 | | | 0.00389 (J) | | 0.0155 | | | |
| 10/25/2016 | | | | | | | | | |
| 10/31/2016 | | | | | | | | 0.00289 (J) | |
| 11/1/2016 | 0.0605 | <0.005 | <0.005 | 0.00318 (J) | <0.005 | 0.0168 | | | <0.005 |
| 11/2/2016 | | | | | | | 0.0076 (J) | | |
| 12/13/2016 | | | | | | | | | |
| 1/9/2017 | 0.0504 | | | | | | | | |
| 1/10/2017 | | <0.005 | <0.005 | 0.00311 (J) | <0.005 | 0.0164 | | | |
| 1/11/2017 | | | | | | | | 0.00244 (J) | |
| 1/12/2017 | | | | | | | 0.00419 (J) | | 0.00316 (J) |
| 2/6/2017 | | | | | | | | | |
| 2/8/2017 | | | | | | | | | |
| 2/13/2017 | 0.065 | | | | | | | | 0.00227 (J) |
| 2/14/2017 | | <0.005 | <0.005 | | <0.005 | | | 0.00209 (J) | |
| 2/15/2017 | | | | 0.00327 (J) | | 0.0192 | <0.005 | | |
| 3/28/2017 | | | | | | | | | |
| 3/29/2017 | | | | | | | | | |
| 4/3/2017 | 0.0701 | | | | | | | | |
| 4/4/2017 | | <0.005 | <0.005 | 0.00279 (J) | <0.005 | 0.0222 | | | <0.005 |
| 4/6/2017 | | | | | | | <0.005 | 0.00226 (J) | |
| 4/24/2017 | | | | | | | | | |
| 4/26/2017 | | | | | | | | | |
| 5/15/2017 | | | | | | | | | |
| 5/16/2017 | 0.0725 | <0.005 | <0.005 | | <0.005 | | | | <0.005 |
| 5/17/2017 | | | | 0.0036 (J) | | 0.0194 | <0.005 | 0.0021 (J) | |
| 6/7/2017 | | | | | | | | | |
| 6/12/2017 | 0.0656 | | | | | | | | |
| 6/13/2017 | | <0.005 | <0.005 | 0.00333 (J) | <0.005 | 0.0193 | | <0.005 | |
| 6/14/2017 | | | | | | | <0.005 | | <0.005 |
| 1/29/2018 | | <0.005 | | | | | | | |
| 1/30/2018 | | | <0.005 | 0.00272 (J) | <0.005 | 0.0157 | <0.005 | | |
| 1/31/2018 | | | | | | | | <0.005 | |
| 2/1/2018 | 0.0564 | | | | | | | | <0.005 |
| 2/19/2018 | | | | | | | | | |
| 2/20/2018 | | | | | | | | | |
| 5/7/2018 | | | | | | | | | |
| 5/8/2018 | | | | | | 0.0179 | <0.005 | | <0.005 |
| 5/9/2018 | 0.0641 | <0.005 | <0.005 | 0.00503 (J) | <0.005 | | | | |
| 5/10/2018 | | | | | | | | <0.005 | |
| 5/15/2018 | | | | | | | | | |
| 10/8/2018 | 0.0616 | | | | | | | <0.005 | |

# Time Series

Constituent: Cobalt (mg/L) Analysis Run 7/9/2020 3:06 PM View: Time Series - All Data

Plant Miller Client: Southern Company Data: Miller Ash Pond

| | MR-AP-MW-6 | MR-AP-MW-7D | MR-AP-MW-7S | MR-AP-MW-8D | MR-AP-MW-8S | MR-AP-MW-9D | MR-AP-MW-9S | MR-AP-MW-10 | MR-AP-MW-11 |
|---|---|---|---|---|---|---|---|---|---|
| 10/9/2018 | | <0.005 | <0.005 | 0.00555 | <0.005 | 0.0182 | <0.005 | | <0.005 |
| 10/16/2018 | | | | | | | | | |
| 10/17/2018 | | | | | | | | | |
| 4/16/2019 | | | | | | | | | |
| 4/22/2019 | | | | | | | | | |
| 4/23/2019 | 0.0471 | | | | | | | | |
| 4/24/2019 | | <0.005 | <0.005 | 0.00723 | <0.005 | 0.0207 | <0.005 | <0.005 | |
| 4/29/2019 | | | | | | | | | |
| 5/1/2019 | | | | | | | | | <0.005 |
| 8/27/2019 | | | | | | 0.0198 | 0.00264 (J) | | |
| 8/28/2019 | 0.0283 | <0.005 | <0.005 | 0.00697 | <0.005 | | | | <0.005 |
| 8/29/2019 | | | | | | | | <0.005 | |
| 9/24/2019 | | | | | | | | | |
| 3/2/2020 | | | | | | | | | |
| 3/3/2020 | 0.0186 | <0.005 | <0.005 | 0.007 | <0.005 | 0.0203 | <0.005 | | <0.005 |
| 3/4/2020 | | | | | | | | | |
| 3/9/2020 | | | | | | | | <0.005 | |
| 3/10/2020 | | | | | | | | | |
| 3/18/2020 | | | | | | | | | |

# Time Series

Constituent: Cobalt (mg/L) Analysis Run 7/9/2020 3:06 PM View: Time Series - All Data

Plant Miller Client: Southern Company Data: Miller Ash Pond

| | MR-AP-MW-12 | MR-AP-MW-13D | MR-AP-MW-13S | MR-AP-MW-14 | MR-AP-MW-15 | MR-AP-MW-16 |
|---|---|---|---|---|---|---|
| 7/19/2016 | | | | | <0.005 | 0.0507 |
| 7/20/2016 | <0.005 | <0.005 | 0.0214 | <0.005 | | |
| 7/21/2016 | | | | | | |
| 7/25/2016 | | | | | | |
| 7/26/2016 | | | | | | |
| 8/2/2016 | | | | | | |
| 8/3/2016 | | | | | | |
| 9/20/2016 | | | | | | |
| 9/21/2016 | | | | | | |
| 9/26/2016 | | | | <0.005 | <0.005 | 0.0389 |
| 9/27/2016 | <0.005 | 0.0021 (J) | 0.0211 | | | |
| 9/28/2016 | | | | | | |
| 10/25/2016 | | | | | | |
| 10/31/2016 | | | | <0.005 | <0.005 | 0.0152 |
| 11/1/2016 | <0.005 | 0.00214 (J) | 0.0203 | | | |
| 11/2/2016 | | | | | | |
| 12/13/2016 | | | | | | |
| 1/9/2017 | | | | <0.005 | <0.005 | 0.00298 (J) |
| 1/10/2017 | | | | | | |
| 1/11/2017 | <0.005 | <0.005 | 0.0198 | | | |
| 1/12/2017 | | | | | | |
| 2/6/2017 | | | | | | |
| 2/8/2017 | | | | | | |
| 2/13/2017 | | | | | | |
| 2/14/2017 | | | | <0.005 | <0.005 | 0.00507 (J) |
| 2/15/2017 | <0.005 | <0.005 | 0.0205 | | | |
| 3/28/2017 | | | | | | |
| 3/29/2017 | | | | | | |
| 4/3/2017 | | | | | | 0.00228 (J) |
| 4/4/2017 | <0.005 | <0.005 | | <0.005 | <0.005 | |
| 4/6/2017 | | | 0.0216 | | | |
| 4/24/2017 | | | | | | |
| 4/26/2017 | | | | | | |
| 5/15/2017 | <0.005 | | | | | |
| 5/16/2017 | | | | | <0.005 | 0.00418 (J) |
| 5/17/2017 | | <0.005 | 0.0209 | <0.005 | | |
| 6/7/2017 | | | | | | |
| 6/12/2017 | | | | | <0.005 | <0.005 |
| 6/13/2017 | | <0.005 | 0.0214 | <0.005 | | |
| 6/14/2017 | <0.005 | | | | | |
| 1/29/2018 | | | | | | |
| 1/30/2018 | <0.005 | | | | | |
| 1/31/2018 | | <0.005 | 0.0186 | | <0.005 | |
| 2/1/2018 | | | | <0.005 | | <0.005 |
| 2/19/2018 | | | | | | |
| 2/20/2018 | | | | | | |
| 5/7/2018 | | | | | <0.005 | <0.005 |
| 5/8/2018 | 0.00211 (J) | <0.005 | 0.0208 | <0.005 | | |
| 5/9/2018 | | | | | | |
| 5/10/2018 | | | | | | |
| 5/15/2018 | | | | | | |
| 10/8/2018 | <0.005 | | | | | |

# Time Series

Constituent: Cobalt (mg/L) Analysis Run 7/9/2020 3:06 PM View: Time Series - All Data

Plant Miller Client: Southern Company Data: Miller Ash Pond

| | MR-AP-MW-12 | MR-AP-MW-13D | MR-AP-MW-13S | MR-AP-MW-14 | MR-AP-MW-15 | MR-AP-MW-16 |
|---|---|---|---|---|---|---|
| 10/9/2018 | | <0.005 | 0.0209 | <0.005 | <0.005 | <0.005 |
| 10/16/2018 | | | | | | |
| 10/17/2018 | | | | | | |
| 4/16/2019 | | | | | | |
| 4/22/2019 | | | | | | |
| 4/23/2019 | | | | | | |
| 4/24/2019 | | <0.005 | 0.0237 | <0.005 | <0.005 | <0.005 |
| 4/29/2019 | | | | | | |
| 5/1/2019 | | | | | | |
| 8/27/2019 | | | | | | |
| 8/28/2019 | <0.005 | | | <0.005 | 0.0021 (J) | 0.00216 (J) |
| 8/29/2019 | | <0.005 | 0.0228 | | | |
| 9/24/2019 | | | | | | |
| 3/2/2020 | | | | | | |
| 3/3/2020 | | | | | | <0.005 |
| 3/4/2020 | | | | <0.005 | <0.005 | |
| 3/9/2020 | | <0.005 | 0.0244 | | | |
| 3/10/2020 | <0.005 | | | | | |
| 3/18/2020 | | | | | | |

# Time Series

Constituent: Cobalt (mg/L) Analysis Run 7/9/2020 3:06 PM View: Time Series - All Data

Plant Miller Client: Southern Company Data: Miller Ash Pond

| | MR-AP-MW-4V | MR-AP-MW-6V | MR-AP-MW-17H | MR-AP-MW-18H | MR-AP-MW-20H | MR-AP-MW-20HS | MR-AP-MW-21 (bg) | MR-AP-MW-24 | MR-AP-MW-25 |
|---|---|---|---|---|---|---|---|---|---|
| 2/20/2019 | | | | | | | | | |
| 3/4/2019 | | | | | | | | 0.0192 | <0.005 |
| 3/5/2019 | 0.00889 | <0.005 | | | | | | | |
| 3/6/2019 | | | <0.005 | <0.005 | <0.005 | <0.005 | <0.005 | | |
| 8/27/2019 | 0.0104 | | <0.005 | <0.005 | | | | | |
| 8/28/2019 | | <0.005 | | | | | <0.005 | | |
| 9/3/2019 | | | | | <0.005 | <0.005 | | | |
| 9/24/2019 | | | | | | | | | |
| 3/3/2020 | | <0.005 | | | | | | | |
| 3/4/2020 | 0.00216 (J) | | | | | | | | |
| 3/5/2020 | | | | | | | | | |
| 3/9/2020 | | | | | | | <0.005 | | |
| 3/10/2020 | | | <0.005 | <0.005 | <0.005 | <0.005 | | | |
| 3/25/2020 | | | | | | | | | |

# Time Series

Constituent: Cobalt (mg/L) Analysis Run 7/9/2020 3:06 PM View: Time Series - All Data

Plant Miller Client: Southern Company Data: Miller Ash Pond

| | MR-AP-MW-26 | MR-AP-MW-33H | MR-AP-MW-23 | MR-AP-MW-32H | MR-AP-MW-34H | MR-AP-MW-19HA | MR-AP-MW-30H | MR-AP-MW-37H | MR-AP-MW-28H |
|---|---|---|---|---|---|---|---|---|---|
| 2/20/2019 | | | | | | | | | |
| 3/4/2019 | <0.005 | | | | | | | | |
| 3/5/2019 | | | | | | | | | |
| 3/6/2019 | | | | | | | | | |
| 8/27/2019 | | | | | | | | | |
| 8/28/2019 | | | | | | | | | |
| 9/3/2019 | | | | | | | | | |
| 9/24/2019 | | | | | | | | | |
| 3/3/2020 | | | | | | | | | |
| 3/4/2020 | | | | | | | | | |
| 3/5/2020 | | 0.00965 | | | | | | | |
| 3/9/2020 | | | <0.005 | | <0.005 | <0.005 | | <0.005 | 0.00226 (J) |
| 3/10/2020 | | | | <0.005 | | | <0.005 | | |
| 3/25/2020 | | | | | | | | | |

# Time Series

Constituent: Cobalt (mg/L) Analysis Run 7/9/2020 3:06 PM View: Time Series - All Data

Plant Miller Client: Southern Company Data: Miller Ash Pond

| | MR-AP-MW-35H | GS-AP-MW-17V ... |
|---|---|---|
| 2/20/2019 | | <0.005 |
| 3/4/2019 | | |
| 3/5/2019 | | |
| 3/6/2019 | | |
| 8/27/2019 | | |
| 8/28/2019 | | |
| 9/3/2019 | | |
| 9/24/2019 | | <0.005 |
| 3/3/2020 | | |
| 3/4/2020 | | |
| 3/5/2020 | | |
| 3/9/2020 | | |
| 3/10/2020 | <0.005 | |
| 3/25/2020 | | <0.005 |

Sanitas™ v.9.6.24 Sanitas software licensed to Southern Company. UG

## Time Series

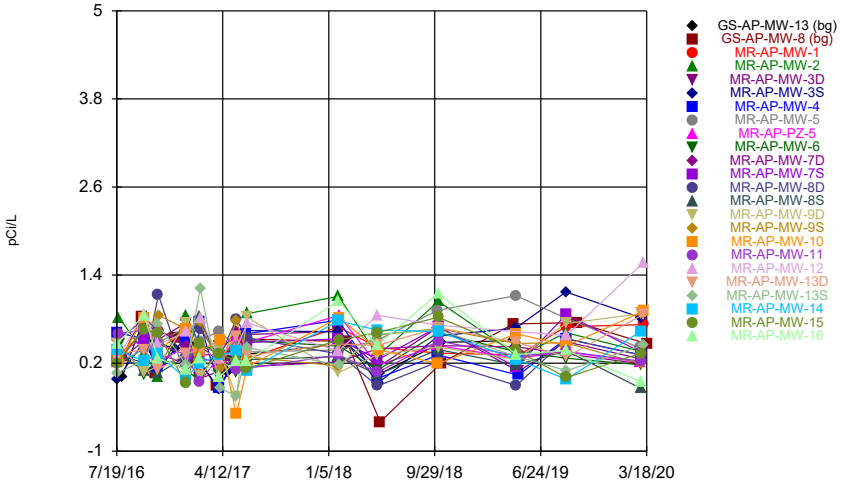


Constituent: Combined Radium 226 + 228 Analysis Run 7/9/2020 3:04 PM View: Time Series - All Data

Plant Miller Client: Southern Company Data: Miller Ash Pond

Sanitas™ v.9.6.24 Sanitas software licensed to Southern Company. UG

## Time Series

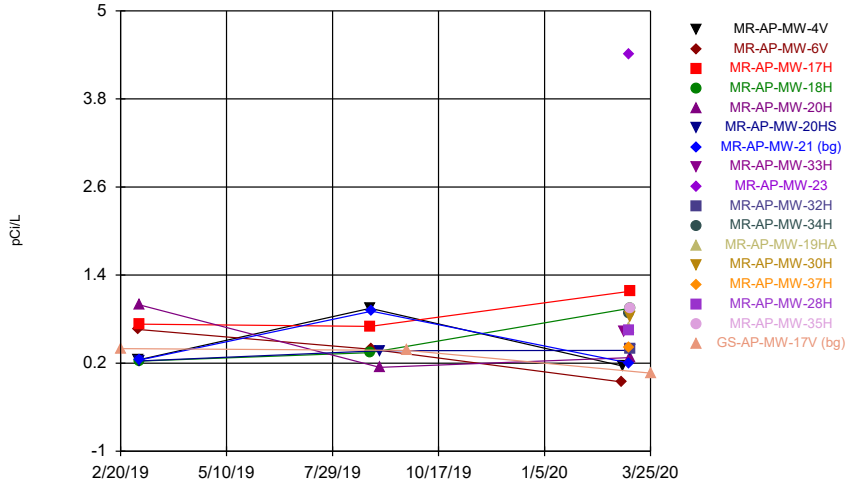


Constituent: Combined Radium 226 + 228 Analysis Run 7/9/2020 3:04 PM View: Time Series - All Data

Plant Miller Client: Southern Company Data: Miller Ash Pond

Sanitas™ v.9.6.24 Sanitas software licensed to Southern Company. UG
Hollow symbols indicate censored values.

## Time Series

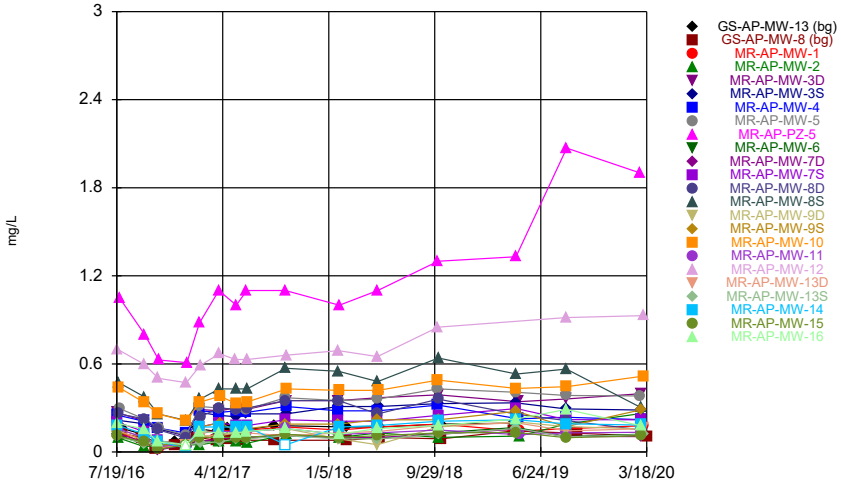


Constituent: Fluoride Analysis Run 7/9/2020 3:04 PM View: Time Series - All Data

Plant Miller Client: Southern Company Data: Miller Ash Pond

Sanitas™ v.9.6.24 Sanitas software licensed to Southern Company. UG
Hollow symbols indicate censored values.

## Time Series

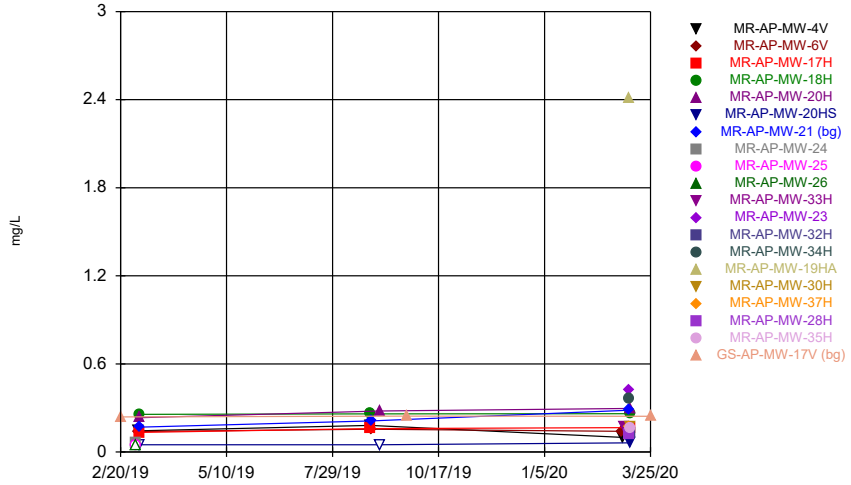


Constituent: Fluoride Analysis Run 7/9/2020 3:04 PM View: Time Series - All Data

Plant Miller Client: Southern Company Data: Miller Ash Pond

# Time Series

Constituent: Combined Radium 226 + 228 (pCi/L) Analysis Run 7/9/2020 3:07 PM View: Time Series - All Data

Plant Miller Client: Southern Company Data: Miller Ash Pond

| | GS-AP-MW-13 (bg) | GS-AP-MW-8 (bg) | MR-AP-MW-1 | MR-AP-MW-2 | MR-AP-MW-3D | MR-AP-MW-3S | MR-AP-MW-4 | MR-AP-MW-5 | MR-AP-PZ-5 |
|---|---|---|---|---|---|---|---|---|---|
| 7/19/2016 | | | | | 0.251 (U) | -0.019 (U) | 0.621 | | |
| 7/20/2016 | | | | | | | | | |
| 7/21/2016 | | | | | | | | | |
| 7/25/2016 | | | | 0.817 | | | | | |
| 7/26/2016 | | | | | | | | 0.205 (U) | 0.331 (U) |
| 8/2/2016 | 0.0177 (U) | | | | | | | | |
| 8/3/2016 | | 0.299 (U) | | | | | | | |
| 9/20/2016 | 0.725 | | | | | | | | |
| 9/21/2016 | | 0.835 | | | | | | | |
| 9/26/2016 | | | 0.499 | | 0.638 | 0.488 (U) | | | |
| 9/27/2016 | | | | | | | 0.529 (U) | | |
| 9/28/2016 | | | | 0.336 (U) | | | | 0.403 (U) | 0.556 (U) |
| 10/25/2016 | 0.494 (U) | 0.0629 (U) | | | | | | | |
| 10/31/2016 | | | | | 0.521 (U) | 0.147 (U) | | | |
| 11/1/2016 | | | | 0.00962 (U) | | | 0.142 (U) | | |
| 11/2/2016 | | | 0.637 (U) | | | | | 0.483 (U) | 0.217 (U) |
| 12/13/2016 | 0.39 (U) | 0.547 | | | | | | | |
| 1/9/2017 | | | | | 0.744 | 0.288 (U) | 0.54 (U) | | |
| 1/10/2017 | | | | | | | | 0.687 | |
| 1/11/2017 | | | 0.475 (U) | 0.844 | | | | | |
| 1/12/2017 | | | | | | | | | 0.432 (U) |
| 2/6/2017 | | 0.251 (U) | | | | | | | |
| 2/8/2017 | 0.455 (U) | | | | | | | | |
| 2/13/2017 | | | 0.0464 (U) | | -0.0115 (U) | 0.226 (U) | 0.764 | | 0.279 (U) |
| 2/14/2017 | | | | 0.444 (U) | | | | 0.5 (U) | |
| 2/15/2017 | | | | | | | | | |
| 3/28/2017 | | -0.109 (U) | | | | | | | |
| 3/29/2017 | 0.251 (U) | | | | | | | | |
| 4/3/2017 | | | 0.335 (U) | | 0.0879 (U) | -0.154 (U) | | 0.637 | 0.195 (U) |
| 4/4/2017 | | | | 0.379 (U) | | | -0.136 (U) | | |
| 4/6/2017 | | | | | | | | | |
| 4/24/2017 | | 0.293 (U) | | | | | | | |
| 4/26/2017 | 0.0762 (U) | | | | | | | | |
| 5/15/2017 | | | 0.409 (U) | | | | | | |
| 5/16/2017 | | | | 0.37 (U) | 0.137 (U) | 0.303 (U) | 0.247 (U) | | |
| 5/17/2017 | | | | | | | | 0.421 (U) | 0.569 (U) |
| 6/7/2017 | 0.32 (U) | 0.529 | | | | | | | |
| 6/12/2017 | | | | | 0.589 | 0.645 | 0.6 | 0.353 (U) | 0.48 (U) |
| 6/13/2017 | | | | | | | | | |
| 6/14/2017 | | | 0.261 (U) | 0.875 | | | | | |
| 1/29/2018 | | | 0.693 | | 0.634 | 0.627 | 0.786 | | |
| 1/30/2018 | | | | 1.11 | | | | | |
| 1/31/2018 | | | | | | | | 0.38 (U) | 0.851 |
| 2/19/2018 | | 0.497 | | | | | | | |
| 2/20/2018 | 0.465 | | | | | | | | |
| 5/7/2018 | | | | | | | | | |
| 5/8/2018 | | | | | | | | | |
| 5/9/2018 | | | 0.413 (U) | 0.301 (U) | | | -0.00808 (U) | 0.515 (U) | 0.171 (U) |
| 5/10/2018 | | | | | 0.147 (U) | -0.0676 (U) | | | |
| 5/15/2018 | 0.0571 (U) | -0.601 (U) | | | | | | | |
| 10/8/2018 | | | | | | | 0.311 (U) | 0.921 | 0.44 (U) |
| 10/9/2018 | | | 0.338 (U) | 1.04 | 0.693 | 0.571 | | | |

# Time Series

Constituent: Combined Radium 226 + 228 (pCi/L) Analysis Run 7/9/2020 3:07 PM View: Time Series - All Data

Plant Miller Client: Southern Company Data: Miller Ash Pond

| | GS-AP-MW-13 (bg) | GS-AP-MW-8 (bg) | MR-AP-MW-1 | MR-AP-MW-2 | MR-AP-MW-3D | MR-AP-MW-3S | MR-AP-MW-4 | MR-AP-MW-5 | MR-AP-PZ-5 |
|---|---|---|---|---|---|---|---|---|---|
| 10/16/2018 | | 0.2 (U) | | | | | | | |
| 10/17/2018 | 0.482 | | | | | | | | |
| 4/16/2019 | 0.506 (U) | 0.733 | | | | | | | |
| 4/22/2019 | | | | | | 0.678 | | | |
| 4/23/2019 | | | | | | | | 1.12 | 0.267 (U) |
| 4/24/2019 | | | | | | | | | |
| 4/29/2019 | | | | | 0.0878 (U) | | 0.039 (U) | | |
| 5/1/2019 | | | 0.312 (U) | 0.29 (U) | | | | | |
| 8/27/2019 | | | 0.696 | 0.615 | 0.491 (U) | 1.17 | 0.533 | | |
| 8/28/2019 | | | | | | | | 0.81 | |
| 8/29/2019 | | | | | | | | | 0.355 (U) |
| 9/24/2019 | | 0.753 | | | | | | | |
| 3/2/2020 | | | | | | | | 0.407 (U) | 0.213 (U) |
| 3/3/2020 | | | | 0.361 (U) | 0.258 (U) | 0.821 | | | |
| 3/4/2020 | | | | | | | 0.31 (U) | | |
| 3/9/2020 | | | 0.726 | | | | | | |
| 3/10/2020 | | | | | | | | | |
| 3/18/2020 | | 0.465 (U) | | | | | | | |

# Time Series

Constituent: Combined Radium 226 + 228 (pCi/L) Analysis Run 7/9/2020 3:07 PM View: Time Series - All Data

Plant Miller Client: Southern Company Data: Miller Ash Pond

| | MR-AP-MW-6 | MR-AP-MW-7D | MR-AP-MW-7S | MR-AP-MW-8D | MR-AP-MW-8S | MR-AP-MW-9D | MR-AP-MW-9S | MR-AP-MW-10 | MR-AP-MW-11 |
|---|---|---|---|---|---|---|---|---|---|
| 7/19/2016 | | | | | | | | | |
| 7/20/2016 | | | | | | 0.466 (U) | 0.291 (U) | | |
| 7/21/2016 | | 0.514 | 0.209 (U) | | | | | | |
| 7/25/2016 | | | | 0.305 (U) | 0.323 (U) | | | 0.233 (U) | 0.604 (U) |
| 7/26/2016 | 0.459 (U) | | | | | | | | |
| 8/2/2016 | | | | | | | | | |
| 8/3/2016 | | | | | | | | | |
| 9/20/2016 | | | | | | | | | |
| 9/21/2016 | | | | | | | | | |
| 9/26/2016 | | | | | | | | | |
| 9/27/2016 | | 0.798 | 0.515 (U) | | 0.0932 (U) | | 0.639 | 0.82 | 0.65 |
| 9/28/2016 | 0.0516 (U) | | | 0.205 (U) | | 0.0728 (U) | | | |
| 10/25/2016 | | | | | | | | | |
| 10/31/2016 | | | | | | | | 0.37 (U) | |
| 11/1/2016 | 0.279 (U) | 0.657 | 0.315 (U) | 1.13 | 0.0619 (U) | 0.16 (U) | | | 0.458 (U) |
| 11/2/2016 | | | | | | | 0.851 | | |
| 12/13/2016 | | | | | | | | | |
| 1/9/2017 | 0.114 (U) | | | | | | | | |
| 1/10/2017 | | 0.427 (U) | 0.207 (U) | 0.0076 (U) | 0.291 (U) | 0.747 | | | |
| 1/11/2017 | | | | | | | | 0.668 | |
| 1/12/2017 | | | | | | | 0.658 (U) | | 0.308 (U) |
| 2/6/2017 | | | | | | | | | |
| 2/8/2017 | | | | | | | | | |
| 2/13/2017 | -0.0383 (U) | | | | | | | | -0.0581 (U) |
| 2/14/2017 | | 0.437 (U) | 0.315 (U) | | 0.837 | | | 0.36 (U) | |
| 2/15/2017 | | | | 0.665 | | 0.0228 (U) | 0.76 | | |
| 3/28/2017 | | | | | | | | | |
| 3/29/2017 | | | | | | | | | |
| 4/3/2017 | 0.429 (U) | | | | | | | | |
| 4/4/2017 | | 0.343 (U) | 0.316 (U) | 0.278 (U) | 0.143 (U) | 0.358 (U) | | | 0.288 (U) |
| 4/6/2017 | | | | | | | 0.122 (U) | 0.519 | |
| 4/24/2017 | | | | | | | | | |
| 4/26/2017 | | | | | | | | | |
| 5/15/2017 | | | | | | | | | |
| 5/16/2017 | 0.0754 (U) | 0.625 | 0.177 (U) | | 0.213 (U) | | | | 0.119 (U) |
| 5/17/2017 | | | | 0.798 (U) | | -0.25 (U) | 0.781 (U) | -0.497 (U) | |
| 6/7/2017 | | | | | | | | | |
| 6/12/2017 | 0.506 | | | | | | | | |
| 6/13/2017 | | 0.152 (U) | 0.48 | 0.544 | 0.248 (U) | 0.828 | | 0.147 (U) | |
| 6/14/2017 | | | | | | | 0.285 (U) | | 0.129 (U) |
| 1/29/2018 | | 0.218 (U) | | | | | | | |
| 1/30/2018 | | | 0.53 | 0.325 (U) | 0.289 (U) | 0.0739 (U) | 0.162 (U) | | 0.31 (U) |
| 1/31/2018 | 0.433 (U) | | | | | | | 0.82 | |
| 2/19/2018 | | | | | | | | | |
| 2/20/2018 | | | | | | | | | |
| 5/7/2018 | | | | | | | | | |
| 5/8/2018 | | | | | | 0.313 (U) | 0.583 | | 0.0757 (U) |
| 5/9/2018 | 0.106 (U) | 0.395 (U) | 0.248 (U) | -0.113 (U) | 0.047 (U) | | | | |
| 5/10/2018 | | | | | | | | 0.383 (U) | |
| 5/15/2018 | | | | | | | | | |
| 10/8/2018 | 0.612 | | | | | | | 0.193 (U) | |
| 10/9/2018 | | 0.44 (U) | 0.695 | 0.222 (U) | 0.385 (U) | 0.419 (U) | 0.67 | | 0.5 |

# Time Series

Constituent: Combined Radium 226 + 228 (pCi/L) Analysis Run 7/9/2020 3:07 PM View: Time Series - All Data

Plant Miller Client: Southern Company Data: Miller Ash Pond

| | MR-AP-MW-6 | MR-AP-MW-7D | MR-AP-MW-7S | MR-AP-MW-8D | MR-AP-MW-8S | MR-AP-MW-9D | MR-AP-MW-9S | MR-AP-MW-10 | MR-AP-MW-11 |
|---|---|---|---|---|---|---|---|---|---|
| 10/16/2018 | | | | | | | | | |
| 10/17/2018 | | | | | | | | | |
| 4/16/2019 | | | | | | | | | |
| 4/22/2019 | | | | | | | | | |
| 4/23/2019 | 0.356 | | | | | | | | |
| 4/24/2019 | | 0.423 (U) | 0.148 (U) | -0.104 (U) | 0.175 (U) | 0.25 (U) | 0.471 (U) | 0.601 | |
| 4/29/2019 | | | | | | | | | |
| 5/1/2019 | | | | | | | | | 0.295 (U) |
| 8/27/2019 | | | | | | 0.74 | 0.477 (U) | | |
| 8/28/2019 | 0.268 (U) | 0.327 (U) | 0.864 | 0.53 (U) | 0.367 (U) | | | | 0.358 (U) |
| 8/29/2019 | | | | | | | | 0.437 (U) | |
| 9/24/2019 | | | | | | | | | |
| 3/2/2020 | | | | | | | | | |
| 3/3/2020 | 0.177 (U) | 0.194 (U) | 0.351 (U) | 0.311 (U) | -0.142 (U) | 0.874 | 0.192 (U) | | 0.227 (U) |
| 3/4/2020 | | | | | | | | | |
| 3/9/2020 | | | | | | | | 0.906 | |
| 3/10/2020 | | | | | | | | | |
| 3/18/2020 | | | | | | | | | |

# Time Series

Constituent: Combined Radium 226 + 228 (pCi/L) Analysis Run 7/9/2020 3:07 PM View: Time Series - All Data

Plant Miller Client: Southern Company Data: Miller Ash Pond

| | MR-AP-MW-12 | MR-AP-MW-13D | MR-AP-MW-13S | MR-AP-MW-14 | MR-AP-MW-15 | MR-AP-MW-16 |
|---|---|---|---|---|---|---|
| 7/19/2016 | | | | | 0.191 (U) | 0.456 (U) |
| 7/20/2016 | 0.271 (U) | 0.324 (U) | 0.0664 (U) | 0.386 (U) | | |
| 7/21/2016 | | | | | | |
| 7/25/2016 | | | | | | |
| 7/26/2016 | | | | | | |
| 8/2/2016 | | | | | | |
| 8/3/2016 | | | | | | |
| 9/20/2016 | | | | | | |
| 9/21/2016 | | | | | | |
| 9/26/2016 | | | | 0.226 (U) | 0.663 | 0.854 |
| 9/27/2016 | 0.858 | 0.385 (U) | 0.237 (U) | | | |
| 9/28/2016 | | | | | | |
| 10/25/2016 | | | | | | |
| 10/31/2016 | | | | 0.321 (U) | 0.608 | 0.268 (U) |
| 11/1/2016 | 0.456 (U) | 0.119 (U) | 0.724 | | | |
| 11/2/2016 | | | | | | |
| 12/13/2016 | | | | | | |
| 1/9/2017 | | | | -0.00596 (U) | -0.0687 (U) | 0.118 (U) |
| 1/10/2017 | | | | | | |
| 1/11/2017 | 0.624 (U) | 0.324 (U) | 0.172 (U) | | | |
| 1/12/2017 | | | | | | |
| 2/6/2017 | | | | | | |
| 2/8/2017 | | | | | | |
| 2/13/2017 | | | | | | |
| 2/14/2017 | | | | 0.202 (U) | 0.459 (U) | 0.264 (U) |
| 2/15/2017 | 0.821 | 0.393 (U) | 1.22 | | | |
| 3/28/2017 | | | | | | |
| 3/29/2017 | | | | | | |
| 4/3/2017 | | | | | | 0.00348 (U) |
| 4/4/2017 | 0.258 (U) | 0.263 (U) | | 0.314 (U) | 0.327 (U) | |
| 4/6/2017 | | | -0.143 (U) | | | |
| 4/24/2017 | | | | | | |
| 4/26/2017 | | | | | | |
| 5/15/2017 | 0.382 (U) | | | | | |
| 5/16/2017 | | | | | 0.232 (U) | 0.229 (U) |
| 5/17/2017 | | 0.555 (U) | -0.25 (U) | 0.359 (U) | | |
| 6/7/2017 | | | | | | |
| 6/12/2017 | | | | | 0.123 (U) | 0.226 (U) |
| 6/13/2017 | | 0.305 (U) | 0.412 | 0.096 (U) | | |
| 6/14/2017 | 0.746 | | | | | |
| 1/29/2018 | | | | | | |
| 1/30/2018 | 0.366 (U) | | | 0.774 | | 1.05 |
| 1/31/2018 | | 0.461 | 0.175 (U) | | 0.516 | |
| 2/19/2018 | | | | | | |
| 2/20/2018 | | | | | | |
| 5/7/2018 | | | | | 0.615 | 0.444 (U) |
| 5/8/2018 | 0.854 (U) | 0.441 (U) | 0.592 | 0.65 | | |
| 5/9/2018 | | | | | | |
| 5/10/2018 | | | | | | |
| 5/15/2018 | | | | | | |
| 10/8/2018 | 0.717 | | | | | |
| 10/9/2018 | | 0.683 | 0.657 | 0.631 | 0.825 | 1.15 |

# Time Series

Constituent: Combined Radium 226 + 228 (pCi/L) Analysis Run 7/9/2020 3:07 PM View: Time Series - All Data

Plant Miller Client: Southern Company Data: Miller Ash Pond

| | MR-AP-MW-12 | MR-AP-MW-13D | MR-AP-MW-13S | MR-AP-MW-14 | MR-AP-MW-15 | MR-AP-MW-16 |
|---|---|---|---|---|---|---|
| 10/16/2018 | | | | | | |
| 10/17/2018 | | | | | | |
| 4/16/2019 | | | | | | |
| 4/22/2019 | | | | | | |
| 4/23/2019 | | | | | | |
| 4/24/2019 | | 0.482 | 0.289 (U) | 0.252 (U) | 0.373 | 0.317 (U) |
| 4/29/2019 | | | | | | |
| 5/1/2019 | | | | | | |
| 8/27/2019 | | | | | | |
| 8/28/2019 | 0.577 (U) | | | -0.0208 (U) | 0.00424 (U) | 0.372 (U) |
| 8/29/2019 | | 0.287 (U) | 0.1 (U) | | | |
| 9/24/2019 | | | | | | |
| 3/2/2020 | | | | | | |
| 3/3/2020 | | | | | | -0.0538 (U) |
| 3/4/2020 | | | | 0.637 | 0.337 (U) | |
| 3/9/2020 | | 0.865 | 0.444 (U) | | | |
| 3/10/2020 | 1.57 | | | | | |
| 3/18/2020 | | | | | | |

# Time Series

Constituent: Combined Radium 226 + 228 (pCi/L) Analysis Run 7/9/2020 3:07 PM View: Time Series - All Data

Plant Miller Client: Southern Company Data: Miller Ash Pond

| | MR-AP-MW-4V | MR-AP-MW-6V | MR-AP-MW-17H | MR-AP-MW-18H | MR-AP-MW-20H | MR-AP-MW-20HS | MR-AP-MW-21 (bg) | MR-AP-MW-33H | MR-AP-MW-23 |
|---|---|---|---|---|---|---|---|---|---|
| 2/20/2019 | | | | | | | | | |
| 3/5/2019 | 0.244 (U) | 0.66 | | | | | | | |
| 3/6/2019 | | | 0.732 | 0.229 (U) | 0.995 | 0.23 (U) | 0.24 (U) | | |
| 8/27/2019 | 0.948 | | 0.701 | 0.344 (U) | | | | | |
| 8/28/2019 | | 0.389 (U) | | | | | 0.908 | | |
| 9/3/2019 | | | | | 0.144 (U) | 0.37 (U) | | | |
| 9/24/2019 | | | | | | | | | |
| 3/3/2020 | | -0.0545 (U) | | | | | | | |
| 3/4/2020 | 0.16 (U) | | | | | | | | |
| 3/5/2020 | | | | | | | | 0.636 (U) | |
| 3/9/2020 | | | | | | | 0.202 (U) | | 4.4 |
| 3/10/2020 | | | 1.18 | 0.95 | 0.276 (U) | 0.374 (U) | | | |
| 3/25/2020 | | | | | | | | | |

# Time Series

Constituent: Combined Radium 226 + 228 (pCi/L) Analysis Run 7/9/2020 3:07 PM View: Time Series - All Data

Plant Miller Client: Southern Company Data: Miller Ash Pond

| | MR-AP-MW-32H | MR-AP-MW-34H | MR-AP-MW-19HA | MR-AP-MW-30H | MR-AP-MW-37H | MR-AP-MW-28H | MR-AP-MW-35H | GS-AP-MW-17V ... |
|---|---|---|---|---|---|---|---|---|
| 2/20/2019 | | | | | | | | 0.398 (U) |
| 3/5/2019 | | | | | | | | |
| 3/6/2019 | | | | | | | | |
| 8/27/2019 | | | | | | | | |
| 8/28/2019 | | | | | | | | |
| 9/3/2019 | | | | | | | | |
| 9/24/2019 | | | | | | | | 0.373 (U) |
| 3/3/2020 | | | | | | | | |
| 3/4/2020 | | | | | | | | |
| 3/5/2020 | | | | | | | | |
| 3/9/2020 | | 0.875 | 0.684 | | 0.418 (U) | 0.641 | | |
| 3/10/2020 | 0.4 (U) | | | 0.829 | | | 0.943 | |
| 3/25/2020 | | | | | | | | 0.0656 (U) |

# Time Series

Constituent: Fluoride (mg/L) Analysis Run 7/9/2020 3:07 PM View: Time Series - All Data

Plant Miller Client: Southern Company Data: Miller Ash Pond

| | GS-AP-MW-13 (bg) | GS-AP-MW-8 (bg) | MR-AP-MW-1 | MR-AP-MW-2 | MR-AP-MW-3D | MR-AP-MW-3S | MR-AP-MW-4 | MR-AP-MW-5 | MR-AP-PZ-5 |
|---|---|---|---|---|---|---|---|---|---|
| 7/19/2016 | | | | | 0.268 (J) | 0.217 (J) | 0.252 (J) | | |
| 7/20/2016 | | | | | | | | | |
| 7/21/2016 | | | | | | | | | |
| 7/25/2016 | | | 0.134 (J) | 0.094 (J) | | | | | |
| 7/26/2016 | | | | | | | | 0.296 (J) | 1.05 |
| 8/2/2016 | 0.161 (J) | | | | | | | | |
| 8/3/2016 | | 0.125 (J) | | | | | | | |
| 9/20/2016 | 0.122 (J) | | | | | | | | |
| 9/21/2016 | | 0.098 (J) | | | | | | | |
| 9/26/2016 | | | 0.061 (J) | | 0.213 (J) | 0.192 (J) | | | |
| 9/27/2016 | | | | | | | 0.209 (J) | | |
| 9/28/2016 | | | | 0.035 (J) | | | | 0.224 (J) | 0.799 |
| 10/25/2016 | 0.058 (J) | 0.025 (J) | | | | | | | |
| 10/31/2016 | | | | | 0.158 (J) | 0.157 (J) | | | |
| 11/1/2016 | | | | <0.1 | | | 0.163 (J) | | |
| 11/2/2016 | | | 0.024 (J) | | | | | 0.164 (J) | 0.627 |
| 12/13/2016 | 0.072 (J) | 0.045 (J) | | | | | | | |
| 1/9/2017 | | | | | 0.109 (J) | 0.115 (J) | 0.13 (J) | | |
| 1/10/2017 | | | | | | | | 0.114 (J) | |
| 1/11/2017 | | | <0.1 | <0.1 | | | | | |
| 1/12/2017 | | | | | | | | | 0.609 |
| 2/6/2017 | | 0.1 (D) | | | | | | | |
| 2/8/2017 | 0.16 (D) | | | | | | | | |
| 2/13/2017 | | | 0.13 | | 0.29 | 0.27 | 0.28 | | 0.88 |
| 2/14/2017 | | | | 0.05 (J) | | | | 0.31 | |
| 2/15/2017 | | | | | | | | | |
| 3/28/2017 | | 0.08 (JD) | | | | | | | |
| 3/29/2017 | 0.14 (D) | | | | | | | | |
| 4/3/2017 | | | 0.15 | | 0.28 | 0.25 | | 0.3 | 1.1 |
| 4/4/2017 | | | | 0.07 (J) | | | 0.27 | | |
| 4/6/2017 | | | | | | | | | |
| 4/24/2017 | | 0.09 (JD) | | | | | | | |
| 4/26/2017 | 0.16 (D) | | | | | | | | |
| 5/15/2017 | | | 0.14 | | | | | | |
| 5/16/2017 | | | | 0.07 (J) | 0.3 | 0.24 | 0.28 | | |
| 5/17/2017 | | | | | | | | 0.29 | 1 |
| 6/7/2017 | 0.15 | 0.08 (J) | | | | | | | |
| 6/12/2017 | | | | | 0.29 | 0.26 | 0.27 | 0.29 | 1.1 |
| 6/13/2017 | | | | | | | | | |
| 6/14/2017 | | | 0.15 | 0.06 (J) | | | | | |
| 8/21/2017 | | 0.08 (J) | | | | | | | |
| 8/22/2017 | 0.18 | | | | | | | | |
| 9/18/2017 | | | | | | | | 0.37 | 1.1 |
| 9/19/2017 | | | 0.17 | | | | | | |
| 9/20/2017 | | | | 0.12 | 0.35 | 0.26 | 0.31 | | |
| 9/21/2017 | | | | | | | | | |
| 1/29/2018 | | | | | 0.35 | 0.31 | 0.28 | | |
| 1/30/2018 | | | | | | | | | |
| 1/31/2018 | | | | | | | | | |
| 2/1/2018 | | | 0.15 | 0.1 | | | | 0.35 | 1 |
| 2/19/2018 | | 0.08 (J) | | | | | | | |
| 2/20/2018 | 0.17 | | | | | | | | |

# Time Series

Constituent: Fluoride (mg/L) Analysis Run 7/9/2020 3:07 PM View: Time Series - All Data

Plant Miller Client: Southern Company Data: Miller Ash Pond

| | GS-AP-MW-13 (bg) | GS-AP-MW-8 (bg) | MR-AP-MW-1 | MR-AP-MW-2 | MR-AP-MW-3D | MR-AP-MW-3S | MR-AP-MW-4 | MR-AP-MW-5 | MR-AP-PZ-5 |
|---|---|---|---|---|---|---|---|---|---|
| 5/7/2018 | | | | | | | | | |
| 5/8/2018 | | | | | | | | | |
| 5/9/2018 | | | 0.17 | 0.13 | | | 0.28 | 0.36 | 1.1 |
| 5/10/2018 | | | | | 0.37 | 0.31 | | | |
| 5/15/2018 | 0.17 | 0.1 | | | | | | | |
| 10/8/2018 | | | | | | | 0.32 | 0.43 | 1.3 |
| 10/9/2018 | | | 0.19 | 0.1 | 0.39 | 0.33 | | | |
| 10/16/2018 | | 0.09 (J) | | | | | | | |
| 10/17/2018 | 0.19 | | | | | | | | |
| 4/16/2019 | 0.197 | 0.143 | | | | | | | |
| 4/22/2019 | | | | | | 0.335 | | | |
| 4/23/2019 | | | | | | | | 0.407 | 1.33 |
| 4/24/2019 | | | | | | | | | |
| 4/29/2019 | | | | | 0.343 | | 0.226 | | |
| 5/1/2019 | | | 0.143 | 0.108 | | | | | |
| 8/27/2019 | | | 0.159 | 0.19 | 0.361 | 0.294 | 0.237 | | |
| 8/28/2019 | | | | | | | | 0.385 | |
| 8/29/2019 | | | | | | | | | 2.07 |
| 9/24/2019 | | 0.128 | | | | | | | |
| 3/2/2020 | | | | | | | | 0.382 | 1.9 |
| 3/3/2020 | | | | 0.262 | 0.397 | 0.286 | | | |
| 3/4/2020 | | | | | | | 0.221 | | |
| 3/9/2020 | | | 0.179 | | | | | | |
| 3/10/2020 | | | | | | | | | |
| 3/18/2020 | | 0.108 | | | | | | | |

# Time Series

Constituent: Fluoride (mg/L) Analysis Run 7/9/2020 3:07 PM View: Time Series - All Data

Plant Miller Client: Southern Company Data: Miller Ash Pond

| | MR-AP-MW-6 | MR-AP-MW-7D | MR-AP-MW-7S | MR-AP-MW-8D | MR-AP-MW-8S | MR-AP-MW-9D | MR-AP-MW-9S | MR-AP-MW-10 | MR-AP-MW-11 |
|---|---|---|---|---|---|---|---|---|---|
| 7/19/2016 | | | | | | | | | |
| 7/20/2016 | | | | | | 0.155 (J) | 0.139 (J) | | |
| 7/21/2016 | | 0.125 (J) | 0.203 (J) | | | | | | |
| 7/25/2016 | | | | 0.26 (J) | 0.471 | | | 0.439 | 0.155 (J) |
| 7/26/2016 | 0.108 (J) | | | | | | | | |
| 8/2/2016 | | | | | | | | | |
| 8/3/2016 | | | | | | | | | |
| 9/20/2016 | | | | | | | | | |
| 9/21/2016 | | | | | | | | | |
| 9/26/2016 | | | | | | | | | |
| 9/27/2016 | | 0.068 (J) | 0.138 (J) | | 0.375 | | 0.086 (J) | 0.336 | 0.097 (J) |
| 9/28/2016 | 0.054 (J) | | | 0.225 (J) | | 0.1 (J) | | | |
| 10/25/2016 | | | | | | | | | |
| 10/31/2016 | | | | | | | | 0.26 (J) | |
| 11/1/2016 | <0.1 | 0.014 (J) | 0.08 (J) | 0.151 (J) | 0.259 (J) | 0.046 (J) | | | 0.038 (J) |
| 11/2/2016 | | | | | | | 0.047 (J) | | |
| 12/13/2016 | | | | | | | | | |
| 1/9/2017 | <0.1 | | | | | | | | |
| 1/10/2017 | | <0.1 | 0.034 (J) | 0.095 (J) | 0.215 (J) | <0.1 | | | |
| 1/11/2017 | | | | | | | | 0.21 (J) | |
| 1/12/2017 | | | | | | | <0.1 | | <0.1 |
| 2/6/2017 | | | | | | | | | |
| 2/8/2017 | | | | | | | | | |
| 2/13/2017 | 0.08 (J) | | | | | | | | 0.13 |
| 2/14/2017 | | 0.07 (J) | 0.17 | | 0.36 | | | 0.34 | |
| 2/15/2017 | | | | 0.24 | | 0.11 | 0.17 | | |
| 3/28/2017 | | | | | | | | | |
| 3/29/2017 | | | | | | | | | |
| 4/3/2017 | 0.07 (J) | | | | | | | | |
| 4/4/2017 | | 0.09 (J) | 0.2 | 0.3 | 0.43 | 0.11 | | | 0.14 |
| 4/6/2017 | | | | | | | 0.2 | 0.38 | |
| 4/24/2017 | | | | | | | | | |
| 4/26/2017 | | | | | | | | | |
| 5/15/2017 | | | | | | | | | |
| 5/16/2017 | 0.09 (J) | 0.1 | 0.18 | | 0.43 | | | | 0.14 |
| 5/17/2017 | | | | 0.29 | | 0.13 | 0.14 | 0.33 | |
| 6/7/2017 | | | | | | | | | |
| 6/12/2017 | 0.1 | | | | | | | | |
| 6/13/2017 | | 0.1 | 0.18 | 0.3 | 0.43 | 0.14 | | 0.34 | |
| 6/14/2017 | | | | | | | 0.16 | | 0.14 |
| 8/21/2017 | | | | | | | | | |
| 8/22/2017 | | | | | | | | | |
| 9/18/2017 | 0.11 | 0.11 | 0.22 | | | | | | |
| 9/19/2017 | | | | 0.35 | 0.57 | 0.16 | 0.19 | | 0.16 |
| 9/20/2017 | | | | | | | | | |
| 9/21/2017 | | | | | | | | 0.43 | |
| 1/29/2018 | | 0.1 | | | | | | | |
| 1/30/2018 | | | 0.21 | 0.35 | 0.55 | 0.09 (J) | 0.19 | | |
| 1/31/2018 | | | | | | | | 0.42 | |
| 2/1/2018 | 0.1 | | | | | | | | 0.12 |
| 2/19/2018 | | | | | | | | | |
| 2/20/2018 | | | | | | | | | |

# Time Series

Constituent: Fluoride (mg/L) Analysis Run 7/9/2020 3:07 PM View: Time Series - All Data

Plant Miller Client: Southern Company Data: Miller Ash Pond

| | MR-AP-MW-6 | MR-AP-MW-7D | MR-AP-MW-7S | MR-AP-MW-8D | MR-AP-MW-8S | MR-AP-MW-9D | MR-AP-MW-9S | MR-AP-MW-10 | MR-AP-MW-11 |
|---|---|---|---|---|---|---|---|---|---|
| 5/7/2018 | | | | | | | | | |
| 5/8/2018 | | | | | | 0.05 (J) | 0.22 | | 0.13 |
| 5/9/2018 | 0.09 (J) | 0.1 | 0.21 | 0.26 | 0.48 | | | | |
| 5/10/2018 | | | | | | | | 0.42 | |
| 5/15/2018 | | | | | | | | | |
| 10/8/2018 | 0.13 | | | | | | | 0.49 | |
| 10/9/2018 | | 0.12 | 0.25 | 0.36 | 0.64 | 0.17 | 0.22 | | 0.15 |
| 10/16/2018 | | | | | | | | | |
| 10/17/2018 | | | | | | | | | |
| 4/16/2019 | | | | | | | | | |
| 4/22/2019 | | | | | | | | | |
| 4/23/2019 | 0.167 | | | | | | | | |
| 4/24/2019 | | 0.156 | 0.296 | 0.258 | 0.531 | 0.205 | 0.277 | 0.433 | |
| 4/29/2019 | | | | | | | | | |
| 5/1/2019 | | | | | | | | | 0.118 |
| 8/27/2019 | | | | | | 0.173 | 0.173 | | |
| 8/28/2019 | 0.105 | 0.106 | 0.221 | 0.214 | 0.565 | | | | 0.13 |
| 8/29/2019 | | | | | | | | 0.445 | |
| 9/24/2019 | | | | | | | | | |
| 3/2/2020 | | | | | | | | | |
| 3/3/2020 | 0.121 | 0.105 | 0.219 | 0.151 | 0.303 | 0.158 | 0.287 | | 0.134 |
| 3/4/2020 | | | | | | | | | |
| 3/9/2020 | | | | | | | | 0.517 | |
| 3/10/2020 | | | | | | | | | |
| 3/18/2020 | | | | | | | | | |

# Time Series

Constituent: Fluoride (mg/L) Analysis Run 7/9/2020 3:07 PM View: Time Series - All Data

Plant Miller Client: Southern Company Data: Miller Ash Pond

| | MR-AP-MW-12 | MR-AP-MW-13D | MR-AP-MW-13S | MR-AP-MW-14 | MR-AP-MW-15 | MR-AP-MW-16 |
|---|---|---|---|---|---|---|
| 7/19/2016 | | | | | 0.111 (J) | 0.194 (J) |
| 7/20/2016 | 0.701 | 0.149 (J) | 0.106 (J) | 0.182 (J) | | |
| 7/21/2016 | | | | | | |
| 7/25/2016 | | | | | | |
| 7/26/2016 | | | | | | |
| 8/2/2016 | | | | | | |
| 8/3/2016 | | | | | | |
| 9/20/2016 | | | | | | |
| 9/21/2016 | | | | | | |
| 9/26/2016 | | | | 0.124 (J) | 0.069 (J) | 0.158 (J) |
| 9/27/2016 | 0.597 | 0.076 (J) | 0.058 (J) | | | |
| 9/28/2016 | | | | | | |
| 10/25/2016 | | | | | | |
| 10/31/2016 | | | | 0.074 (J) | 0.018 (J) | 0.068 (J) |
| 11/1/2016 | 0.502 | 0.028 (J) | 0.078 (J) | | | |
| 11/2/2016 | | | | | | |
| 12/13/2016 | | | | | | |
| 1/9/2017 | | | | 0.028 (J) | <0.1 | <0.1 |
| 1/10/2017 | | | | | | |
| 1/11/2017 | 0.472 | <0.1 | <0.1 | | | |
| 1/12/2017 | | | | | | |
| 2/6/2017 | | | | | | |
| 2/8/2017 | | | | | | |
| 2/13/2017 | | | | | | |
| 2/14/2017 | | | | 0.17 | 0.1 | 0.14 |
| 2/15/2017 | 0.59 | 0.1 | 0.06 (J) | | | |
| 3/28/2017 | | | | | | |
| 3/29/2017 | | | | | | |
| 4/3/2017 | | | | | | 0.13 |
| 4/4/2017 | 0.67 | 0.12 | | 0.17 | 0.1 | |
| 4/6/2017 | | | 0.07 (J) | | | |
| 4/24/2017 | | | | | | |
| 4/26/2017 | | | | | | |
| 5/15/2017 | 0.63 | | | | | |
| 5/16/2017 | | | | | 0.1 | 0.13 |
| 5/17/2017 | | 0.13 | 0.09 (J) | 0.17 | | |
| 6/7/2017 | | | | | | |
| 6/12/2017 | | | | | 0.1 | 0.14 |
| 6/13/2017 | | 0.13 | 0.09 (J) | 0.17 | | |
| 6/14/2017 | 0.63 | | | | | |
| 8/21/2017 | | | | | | |
| 8/22/2017 | | | | | | |
| 9/18/2017 | | | | | | |
| 9/19/2017 | | 0.11 | 0.11 | <0.1 | 0.12 | 0.16 |
| 9/20/2017 | | | | | | |
| 9/21/2017 | 0.66 | | | | | |
| 1/29/2018 | | | | | | |
| 1/30/2018 | 0.69 | | | | | |
| 1/31/2018 | | 0.13 | 0.09 (J) | | 0.1 | |
| 2/1/2018 | | | | 0.17 | | 0.12 |
| 2/19/2018 | | | | | | |
| 2/20/2018 | | | | | | |

# Time Series

Constituent: Fluoride (mg/L) Analysis Run 7/9/2020 3:07 PM View: Time Series - All Data

Plant Miller Client: Southern Company Data: Miller Ash Pond

| | MR-AP-MW-12 | MR-AP-MW-13D | MR-AP-MW-13S | MR-AP-MW-14 | MR-AP-MW-15 | MR-AP-MW-16 |
|---|---|---|---|---|---|---|
| 5/7/2018 | | | | | 0.11 | 0.16 |
| 5/8/2018 | 0.65 | 0.14 | 0.09 (J) | 0.18 | | |
| 5/9/2018 | | | | | | |
| 5/10/2018 | | | | | | |
| 5/15/2018 | | | | | | |
| 10/8/2018 | 0.85 | | | | | |
| 10/9/2018 | | 0.18 | 0.12 | 0.21 | 0.13 | 0.18 |
| 10/16/2018 | | | | | | |
| 10/17/2018 | | | | | | |
| 4/16/2019 | | | | | | |
| 4/22/2019 | | | | | | |
| 4/23/2019 | | | | | | |
| 4/24/2019 | | 0.199 | 0.161 | 0.22 | 0.133 | 0.225 |
| 4/29/2019 | | | | | | |
| 5/1/2019 | | | | | | |
| 8/27/2019 | | | | | | |
| 8/28/2019 | 0.916 | | | 0.192 | 0.0974 (J) | 0.29 |
| 8/29/2019 | | 0.144 | 0.103 | | | |
| 9/24/2019 | | | | | | |
| 3/2/2020 | | | | | | |
| 3/3/2020 | | | | | | 0.179 |
| 3/4/2020 | | | | 0.184 | 0.111 | |
| 3/9/2020 | | 0.159 | 0.119 | | | |
| 3/10/2020 | 0.929 | | | | | |
| 3/18/2020 | | | | | | |

# Time Series

Constituent: Fluoride (mg/L) Analysis Run 7/9/2020 3:07 PM View: Time Series - All Data

Plant Miller Client: Southern Company Data: Miller Ash Pond

| | MR-AP-MW-4V | MR-AP-MW-6V | MR-AP-MW-17H | MR-AP-MW-18H | MR-AP-MW-20H | MR-AP-MW-20HS | MR-AP-MW-21 (bg) | MR-AP-MW-24 | MR-AP-MW-25 |
|---|---|---|---|---|---|---|---|---|---|
| 2/20/2019 | | | | | | | | | |
| 3/4/2019 | | | | | | | | 0.0624 (J) | <0.1 |
| 3/5/2019 | 0.144 | 0.14 | | | | | | | |
| 3/6/2019 | | | 0.133 | 0.256 | 0.234 | <0.1 | 0.169 | | |
| 8/27/2019 | 0.181 | | 0.16 | 0.26 | | | | | |
| 8/28/2019 | | 0.155 | | | | | 0.212 | | |
| 9/3/2019 | | | | | 0.279 | <0.1 | | | |
| 9/24/2019 | | | | | | | | | |
| 3/3/2020 | | 0.141 | | | | | | | |
| 3/4/2020 | 0.0996 (J) | | | | | | | | |
| 3/5/2020 | | | | | | | | | |
| 3/9/2020 | | | | | | | 0.285 | | |
| 3/10/2020 | | | 0.166 | 0.261 | 0.297 | 0.0631 (J) | | | |
| 3/25/2020 | | | | | | | | | |

# Time Series

Constituent: Fluoride (mg/L) Analysis Run 7/9/2020 3:07 PM View: Time Series - All Data

Plant Miller Client: Southern Company Data: Miller Ash Pond

| | MR-AP-MW-26 | MR-AP-MW-33H | MR-AP-MW-23 | MR-AP-MW-32H | MR-AP-MW-34H | MR-AP-MW-19HA | MR-AP-MW-30H | MR-AP-MW-37H | MR-AP-MW-28H |
|---|---|---|---|---|---|---|---|---|---|
| 2/20/2019 | | | | | | | | | |
| 3/4/2019 | <0.1 | | | | | | | | |
| 3/5/2019 | | | | | | | | | |
| 3/6/2019 | | | | | | | | | |
| 8/27/2019 | | | | | | | | | |
| 8/28/2019 | | | | | | | | | |
| 9/3/2019 | | | | | | | | | |
| 9/24/2019 | | | | | | | | | |
| 3/3/2020 | | | | | | | | | |
| 3/4/2020 | | | | | | | | | |
| 3/5/2020 | | 0.173 | | | | | | | |
| 3/9/2020 | | | 0.419 | | 0.361 | 2.41 | | 0.173 | 0.117 |
| 3/10/2020 | | | | 0.132 | | | 0.172 | | |
| 3/25/2020 | | | | | | | | | |

# Time Series

Constituent: Fluoride (mg/L) Analysis Run 7/9/2020 3:07 PM View: Time Series - All Data

Plant Miller Client: Southern Company Data: Miller Ash Pond

| | MR-AP-MW-35H | GS-AP-MW-17V ... |
|---|---|---|
| 2/20/2019 | | 0.239 |
| 3/4/2019 | | |
| 3/5/2019 | | |
| 3/6/2019 | | |
| 8/27/2019 | | |
| 8/28/2019 | | |
| 9/3/2019 | | |
| 9/24/2019 | | 0.245 |
| 3/3/2020 | | |
| 3/4/2020 | | |
| 3/5/2020 | | |
| 3/9/2020 | | |
| 3/10/2020 | 0.16 | |
| 3/25/2020 | | 0.243 |

Sanitas™ v.9.6.24 Sanitas software licensed to Southern Company. UG
Hollow symbols indicate censored values.

## Time Series

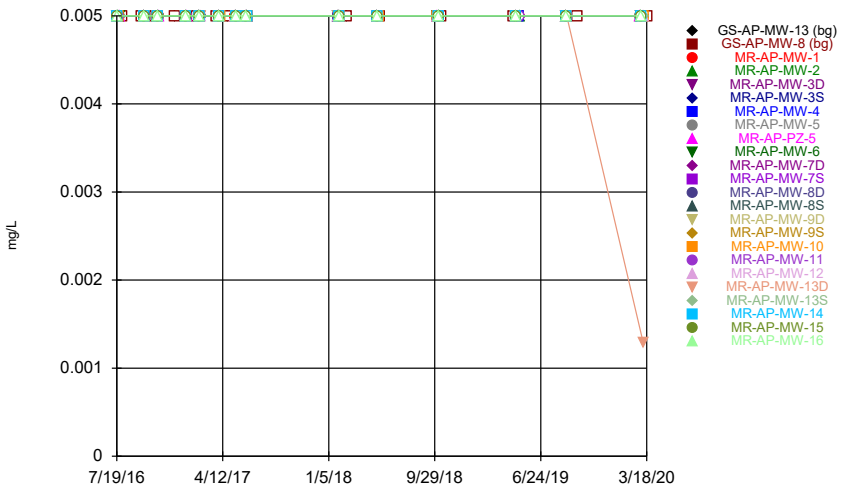


Constituent: Lead Analysis Run 7/9/2020 3:04 PM View: Time Series - All Data
Plant Miller Client: Southern Company Data: Miller Ash Pond

Sanitas™ v.9.6.24 Sanitas software licensed to Southern Company. UG
Hollow symbols indicate censored values.

## Time Series

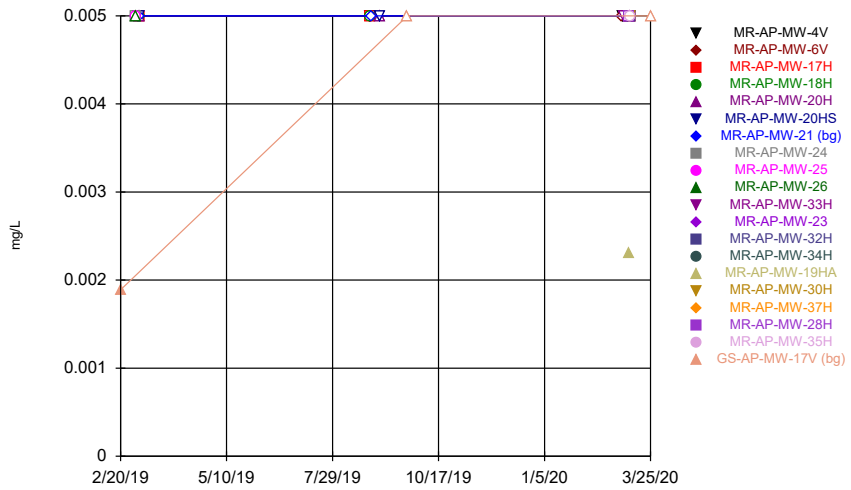


Constituent: Lead Analysis Run 7/9/2020 3:04 PM View: Time Series - All Data
Plant Miller Client: Southern Company Data: Miller Ash Pond

Sanitas™ v.9.6.24 Sanitas software licensed to Southern Company. UG
Hollow symbols indicate censored values.

## Time Series

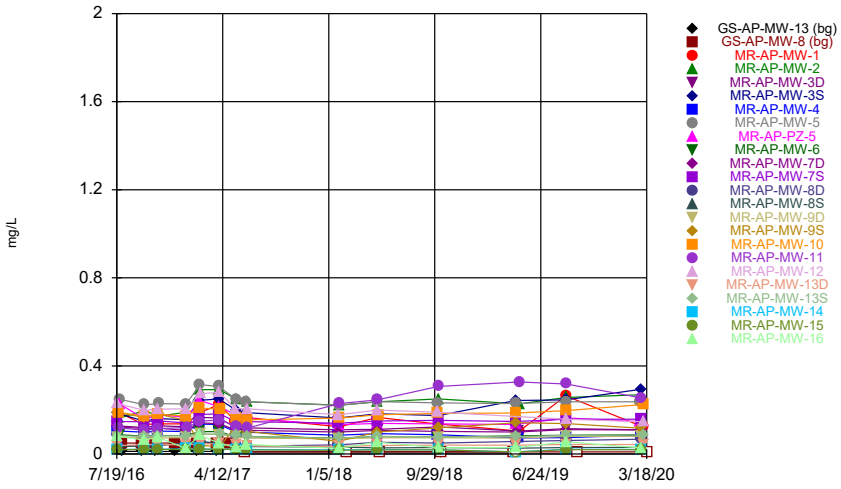


Constituent: Lithium Analysis Run 7/9/2020 3:04 PM View: Time Series - All Data
Plant Miller Client: Southern Company Data: Miller Ash Pond

Sanitas™ v.9.6.24 Sanitas software licensed to Southern Company. UG
Hollow symbols indicate censored values.

## Time Series

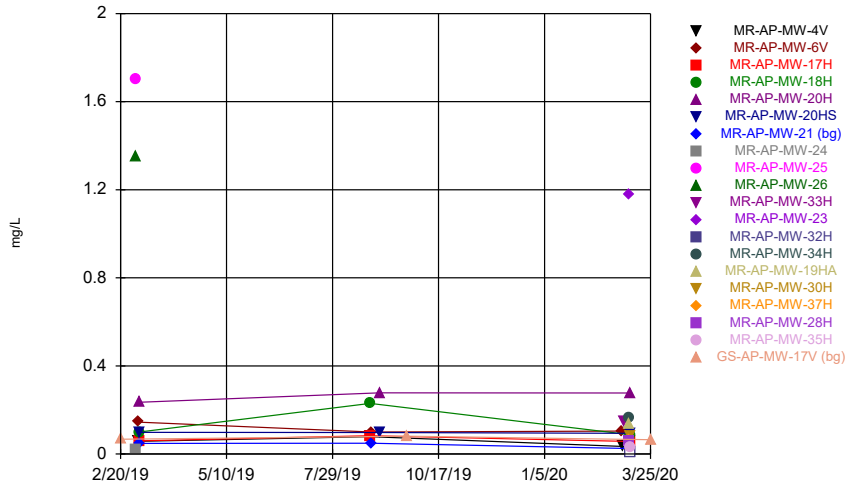


Constituent: Lithium Analysis Run 7/9/2020 3:04 PM View: Time Series - All Data
Plant Miller Client: Southern Company Data: Miller Ash Pond

# Time Series

Constituent: Lead (mg/L) Analysis Run 7/9/2020 3:07 PM View: Time Series - All Data

Plant Miller Client: Southern Company Data: Miller Ash Pond

| | GS-AP-MW-13 (bg) | GS-AP-MW-8 (bg) | MR-AP-MW-1 | MR-AP-MW-2 | MR-AP-MW-3D | MR-AP-MW-3S | MR-AP-MW-4 | MR-AP-MW-5 | MR-AP-PZ-5 |
|---|---|---|---|---|---|---|---|---|---|
| 7/19/2016 | | | | | <0.005 | <0.005 | <0.005 | | |
| 7/20/2016 | | | | | | | | | |
| 7/21/2016 | | | | | | | | | |
| 7/25/2016 | | | <0.005 | <0.005 | | | | | |
| 7/26/2016 | | | | | | | | <0.005 | <0.005 |
| 8/2/2016 | <0.005 | | | | | | | | |
| 8/3/2016 | | <0.005 | | | | | | | |
| 9/20/2016 | <0.005 | | | | | | | | |
| 9/21/2016 | | <0.005 | | | | | | | |
| 9/26/2016 | | | <0.005 | | <0.005 | <0.005 | | | |
| 9/27/2016 | | | | | | | <0.005 | | |
| 9/28/2016 | | | | <0.005 | | | | <0.005 | <0.005 |
| 10/25/2016 | <0.005 | <0.005 | | | | | | | |
| 10/31/2016 | | | | | <0.005 | <0.005 | | | |
| 11/1/2016 | | | | <0.005 | | | <0.005 | | |
| 11/2/2016 | | | <0.005 | | | | | <0.005 | <0.005 |
| 12/13/2016 | <0.005 | <0.005 | | | | | | | |
| 1/9/2017 | | | | | <0.005 | <0.005 | <0.005 | | |
| 1/10/2017 | | | | | | | | <0.005 | |
| 1/11/2017 | | | <0.005 | <0.005 | | | | | |
| 1/12/2017 | | | | | | | | | <0.005 |
| 2/6/2017 | | <0.005 | | | | | | | |
| 2/8/2017 | <0.005 | | | | | | | | |
| 2/13/2017 | | | <0.005 | | <0.005 | <0.005 | <0.005 | | <0.005 |
| 2/14/2017 | | | | <0.005 | | | | <0.005 | |
| 2/15/2017 | | | | | | | | | |
| 3/28/2017 | | <0.005 | | | | | | | |
| 3/29/2017 | <0.005 | | | | | | | | |
| 4/3/2017 | | | <0.005 | | <0.005 | <0.005 | | <0.005 | <0.005 |
| 4/4/2017 | | | | <0.005 | | | <0.005 | | |
| 4/6/2017 | | | | | | | | | |
| 4/24/2017 | | <0.005 | | | | | | | |
| 4/26/2017 | <0.005 | | | | | | | | |
| 5/15/2017 | | | <0.005 | | | | | | |
| 5/16/2017 | | | | <0.005 | <0.005 | <0.005 | <0.005 | | |
| 5/17/2017 | | | | | | | | <0.005 | <0.005 |
| 6/7/2017 | <0.005 | <0.005 | | | | | | | |
| 6/12/2017 | | | | | <0.005 | <0.005 | <0.005 | <0.005 | <0.005 |
| 6/13/2017 | | | | | | | | | |
| 6/14/2017 | | | <0.005 | <0.005 | | | | | |
| 1/29/2018 | | | | | <0.005 | <0.005 | <0.005 | | |
| 1/30/2018 | | | | | | | | | |
| 1/31/2018 | | | | | | | | | |
| 2/1/2018 | | | <0.005 | <0.005 | | | | <0.005 | <0.005 |
| 2/19/2018 | | <0.005 | | | | | | | |
| 2/20/2018 | <0.005 | | | | | | | | |
| 5/7/2018 | | | | | | | | | |
| 5/8/2018 | | | | | | | | | |
| 5/9/2018 | | | <0.005 | <0.005 | | | <0.005 | <0.005 | <0.005 |
| 5/10/2018 | | | | | <0.005 | <0.005 | | | |
| 5/15/2018 | <0.005 | <0.005 | | | | | | | |
| 10/8/2018 | | | | | | | <0.005 | <0.005 | <0.005 |

# Time Series

Constituent: Lead (mg/L) Analysis Run 7/9/2020 3:07 PM View: Time Series - All Data

Plant Miller Client: Southern Company Data: Miller Ash Pond

| | GS-AP-MW-13 (bg) | GS-AP-MW-8 (bg) | MR-AP-MW-1 | MR-AP-MW-2 | MR-AP-MW-3D | MR-AP-MW-3S | MR-AP-MW-4 | MR-AP-MW-5 | MR-AP-PZ-5 |
|---|---|---|---|---|---|---|---|---|---|
| 10/9/2018 | | | <0.005 | <0.005 | <0.005 | <0.005 | | | |
| 10/16/2018 | | <0.005 | | | | | | | |
| 10/17/2018 | <0.005 | | | | | | | | |
| 4/16/2019 | <0.005 | <0.005 | | | | | | | |
| 4/22/2019 | | | | | | <0.005 | | | |
| 4/23/2019 | | | | | | | | <0.005 | <0.005 |
| 4/24/2019 | | | | | | | | | |
| 4/29/2019 | | | | | <0.005 | | <0.005 | | |
| 5/1/2019 | | | <0.005 | <0.005 | | | | | |
| 8/27/2019 | | | <0.005 | <0.005 | <0.005 | <0.005 | <0.005 | | |
| 8/28/2019 | | | | | | | | <0.005 | |
| 8/29/2019 | | | | | | | | | <0.005 |
| 9/24/2019 | | <0.005 | | | | | | | |
| 3/2/2020 | | | | | | | | <0.005 | <0.005 |
| 3/3/2020 | | | | <0.005 | <0.005 | <0.005 | | | |
| 3/4/2020 | | | | | | | <0.005 | | |
| 3/9/2020 | | | <0.005 | | | | | | |
| 3/10/2020 | | | | | | | | | |
| 3/18/2020 | | <0.005 | | | | | | | |

# Time Series

Constituent: Lead (mg/L) Analysis Run 7/9/2020 3:07 PM View: Time Series - All Data

Plant Miller Client: Southern Company Data: Miller Ash Pond

| | MR-AP-MW-6 | MR-AP-MW-7D | MR-AP-MW-7S | MR-AP-MW-8D | MR-AP-MW-8S | MR-AP-MW-9D | MR-AP-MW-9S | MR-AP-MW-10 | MR-AP-MW-11 |
|---|---|---|---|---|---|---|---|---|---|
| 7/19/2016 | | | | | | | | | |
| 7/20/2016 | | | | | | <0.005 | <0.005 | | |
| 7/21/2016 | | <0.005 | <0.005 | | | | | | |
| 7/25/2016 | | | | <0.005 | <0.005 | | | <0.005 | <0.005 |
| 7/26/2016 | <0.005 | | | | | | | | |
| 8/2/2016 | | | | | | | | | |
| 8/3/2016 | | | | | | | | | |
| 9/20/2016 | | | | | | | | | |
| 9/21/2016 | | | | | | | | | |
| 9/26/2016 | | | | | | | | | |
| 9/27/2016 | | <0.005 | <0.005 | | <0.005 | | <0.005 | <0.005 | <0.005 |
| 9/28/2016 | <0.005 | | | <0.005 | | <0.005 | | | |
| 10/25/2016 | | | | | | | | | |
| 10/31/2016 | | | | | | | | <0.005 | |
| 11/1/2016 | <0.005 | <0.005 | <0.005 | <0.005 | <0.005 | <0.005 | | | <0.005 |
| 11/2/2016 | | | | | | | <0.005 | | |
| 12/13/2016 | | | | | | | | | |
| 1/9/2017 | <0.005 | | | | | | | | |
| 1/10/2017 | | <0.005 | <0.005 | <0.005 | <0.005 | <0.005 | | | |
| 1/11/2017 | | | | | | | | <0.005 | |
| 1/12/2017 | | | | | | | <0.005 | | <0.005 |
| 2/6/2017 | | | | | | | | | |
| 2/8/2017 | | | | | | | | | |
| 2/13/2017 | <0.005 | | | | | | | | <0.005 |
| 2/14/2017 | | <0.005 | <0.005 | | <0.005 | | | <0.005 | |
| 2/15/2017 | | | | <0.005 | | <0.005 | <0.005 | | |
| 3/28/2017 | | | | | | | | | |
| 3/29/2017 | | | | | | | | | |
| 4/3/2017 | <0.005 | | | | | | | | |
| 4/4/2017 | | <0.005 | <0.005 | <0.005 | <0.005 | <0.005 | | | <0.005 |
| 4/6/2017 | | | | | | | <0.005 | <0.005 | |
| 4/24/2017 | | | | | | | | | |
| 4/26/2017 | | | | | | | | | |
| 5/15/2017 | | | | | | | | | |
| 5/16/2017 | <0.005 | <0.005 | <0.005 | | <0.005 | | | | <0.005 |
| 5/17/2017 | | | | <0.005 | | <0.005 | <0.005 | <0.005 | |
| 6/7/2017 | | | | | | | | | |
| 6/12/2017 | <0.005 | | | | | | | | |
| 6/13/2017 | | <0.005 | <0.005 | <0.005 | <0.005 | <0.005 | | <0.005 | |
| 6/14/2017 | | | | | | | <0.005 | | <0.005 |
| 1/29/2018 | | <0.005 | | | | | | | |
| 1/30/2018 | | | <0.005 | <0.005 | <0.005 | <0.005 | <0.005 | | |
| 1/31/2018 | | | | | | | | <0.005 | |
| 2/1/2018 | <0.005 | | | | | | | | <0.005 |
| 2/19/2018 | | | | | | | | | |
| 2/20/2018 | | | | | | | | | |
| 5/7/2018 | | | | | | | | | |
| 5/8/2018 | | | | | | <0.005 | <0.005 | | <0.005 |
| 5/9/2018 | <0.005 | <0.005 | <0.005 | <0.005 | <0.005 | | | | |
| 5/10/2018 | | | | | | | | <0.005 | |
| 5/15/2018 | | | | | | | | | |
| 10/8/2018 | <0.005 | | | | | | | <0.005 | |

# Time Series

Constituent: Lead (mg/L) Analysis Run 7/9/2020 3:07 PM View: Time Series - All Data

Plant Miller Client: Southern Company Data: Miller Ash Pond

| | MR-AP-MW-6 | MR-AP-MW-7D | MR-AP-MW-7S | MR-AP-MW-8D | MR-AP-MW-8S | MR-AP-MW-9D | MR-AP-MW-9S | MR-AP-MW-10 | MR-AP-MW-11 |
|---|---|---|---|---|---|---|---|---|---|
| 10/9/2018 | | <0.005 | <0.005 | <0.005 | <0.005 | <0.005 | <0.005 | | <0.005 |
| 10/16/2018 | | | | | | | | | |
| 10/17/2018 | | | | | | | | | |
| 4/16/2019 | | | | | | | | | |
| 4/22/2019 | | | | | | | | | |
| 4/23/2019 | <0.005 | | | | | | | | |
| 4/24/2019 | | <0.005 | <0.005 | <0.005 | <0.005 | <0.005 | <0.005 | <0.005 | |
| 4/29/2019 | | | | | | | | | |
| 5/1/2019 | | | | | | | | | <0.005 |
| 8/27/2019 | | | | | | <0.005 | <0.005 | | |
| 8/28/2019 | <0.005 | <0.005 | <0.005 | <0.005 | <0.005 | | | | <0.005 |
| 8/29/2019 | | | | | | | | <0.005 | |
| 9/24/2019 | | | | | | | | | |
| 3/2/2020 | | | | | | | | | |
| 3/3/2020 | <0.005 | <0.005 | <0.005 | <0.005 | <0.005 | <0.005 | <0.005 | | <0.005 |
| 3/4/2020 | | | | | | | | | |
| 3/9/2020 | | | | | | | | <0.005 | |
| 3/10/2020 | | | | | | | | | |
| 3/18/2020 | | | | | | | | | |

# Time Series

Constituent: Lead (mg/L) Analysis Run 7/9/2020 3:07 PM View: Time Series - All Data

Plant Miller Client: Southern Company Data: Miller Ash Pond

| | MR-AP-MW-12 | MR-AP-MW-13D | MR-AP-MW-13S | MR-AP-MW-14 | MR-AP-MW-15 | MR-AP-MW-16 |
|---|---|---|---|---|---|---|
| 7/19/2016 | | | | | <0.005 | <0.005 |
| 7/20/2016 | <0.005 | <0.005 | <0.005 | <0.005 | | |
| 7/21/2016 | | | | | | |
| 7/25/2016 | | | | | | |
| 7/26/2016 | | | | | | |
| 8/2/2016 | | | | | | |
| 8/3/2016 | | | | | | |
| 9/20/2016 | | | | | | |
| 9/21/2016 | | | | | | |
| 9/26/2016 | | | | <0.005 | <0.005 | <0.005 |
| 9/27/2016 | <0.005 | <0.005 | <0.005 | | | |
| 9/28/2016 | | | | | | |
| 10/25/2016 | | | | | | |
| 10/31/2016 | | | | <0.005 | <0.005 | <0.005 |
| 11/1/2016 | <0.005 | <0.005 | <0.005 | | | |
| 11/2/2016 | | | | | | |
| 12/13/2016 | | | | | | |
| 1/9/2017 | | | | <0.005 | <0.005 | <0.005 |
| 1/10/2017 | | | | | | |
| 1/11/2017 | <0.005 | <0.005 | <0.005 | | | |
| 1/12/2017 | | | | | | |
| 2/6/2017 | | | | | | |
| 2/8/2017 | | | | | | |
| 2/13/2017 | | | | | | |
| 2/14/2017 | | | | <0.005 | <0.005 | <0.005 |
| 2/15/2017 | <0.005 | <0.005 | <0.005 | | | |
| 3/28/2017 | | | | | | |
| 3/29/2017 | | | | | | |
| 4/3/2017 | | | | | | <0.005 |
| 4/4/2017 | <0.005 | <0.005 | | <0.005 | <0.005 | |
| 4/6/2017 | | | <0.005 | | | |
| 4/24/2017 | | | | | | |
| 4/26/2017 | | | | | | |
| 5/15/2017 | <0.005 | | | | | |
| 5/16/2017 | | | | | <0.005 | <0.005 |
| 5/17/2017 | | <0.005 | <0.005 | <0.005 | | |
| 6/7/2017 | | | | | | |
| 6/12/2017 | | | | | <0.005 | <0.005 |
| 6/13/2017 | | <0.005 | <0.005 | <0.005 | | |
| 6/14/2017 | <0.005 | | | | | |
| 1/29/2018 | | | | | | |
| 1/30/2018 | <0.005 | | | | | |
| 1/31/2018 | | <0.005 | <0.005 | | <0.005 | |
| 2/1/2018 | | | | <0.005 | | <0.005 |
| 2/19/2018 | | | | | | |
| 2/20/2018 | | | | | | |
| 5/7/2018 | | | | | <0.005 | <0.005 |
| 5/8/2018 | <0.005 | <0.005 | <0.005 | <0.005 | | |
| 5/9/2018 | | | | | | |
| 5/10/2018 | | | | | | |
| 5/15/2018 | | | | | | |
| 10/8/2018 | <0.005 | | | | | |

# Time Series

Constituent: Lead (mg/L) Analysis Run 7/9/2020 3:07 PM View: Time Series - All Data

Plant Miller Client: Southern Company Data: Miller Ash Pond

| | MR-AP-MW-12 | MR-AP-MW-13D | MR-AP-MW-13S | MR-AP-MW-14 | MR-AP-MW-15 | MR-AP-MW-16 |
|---|---|---|---|---|---|---|
| 10/9/2018 | | <0.005 | <0.005 | <0.005 | <0.005 | <0.005 |
| 10/16/2018 | | | | | | |
| 10/17/2018 | | | | | | |
| 4/16/2019 | | | | | | |
| 4/22/2019 | | | | | | |
| 4/23/2019 | | | | | | |
| 4/24/2019 | | <0.005 | <0.005 | <0.005 | <0.005 | <0.005 |
| 4/29/2019 | | | | | | |
| 5/1/2019 | | | | | | |
| 8/27/2019 | | | | | | |
| 8/28/2019 | <0.005 | | | <0.005 | <0.005 | <0.005 |
| 8/29/2019 | | <0.005 | <0.005 | | | |
| 9/24/2019 | | | | | | |
| 3/2/2020 | | | | | | |
| 3/3/2020 | | | | | | <0.005 |
| 3/4/2020 | | | | <0.005 | <0.005 | |
| 3/9/2020 | | 0.00129 (J) | <0.005 | | | |
| 3/10/2020 | <0.005 | | | | | |
| 3/18/2020 | | | | | | |

# Time Series

Constituent: Lead (mg/L) Analysis Run 7/9/2020 3:07 PM View: Time Series - All Data

Plant Miller Client: Southern Company Data: Miller Ash Pond

| | MR-AP-MW-4V | MR-AP-MW-6V | MR-AP-MW-17H | MR-AP-MW-18H | MR-AP-MW-20H | MR-AP-MW-20HS | MR-AP-MW-21 (bg) | MR-AP-MW-24 | MR-AP-MW-25 |
|---|---|---|---|---|---|---|---|---|---|
| 2/20/2019 | | | | | | | | | |
| 3/4/2019 | | | | | | | | <0.005 | <0.005 |
| 3/5/2019 | <0.005 | <0.005 | | | | | | | |
| 3/6/2019 | | | <0.005 | <0.005 | <0.005 | <0.005 | <0.005 | | |
| 8/27/2019 | <0.005 | | <0.005 | <0.005 | | | | | |
| 8/28/2019 | | <0.005 | | | | | <0.005 | | |
| 9/3/2019 | | | | | <0.005 | <0.005 | | | |
| 9/24/2019 | | | | | | | | | |
| 3/3/2020 | | <0.005 | | | | | | | |
| 3/4/2020 | <0.005 | | | | | | | | |
| 3/5/2020 | | | | | | | | | |
| 3/9/2020 | | | | | | | <0.005 | | |
| 3/10/2020 | | | <0.005 | <0.005 | <0.005 | <0.005 | | | |
| 3/25/2020 | | | | | | | | | |

# Time Series

Constituent: Lead (mg/L) Analysis Run 7/9/2020 3:07 PM View: Time Series - All Data

Plant Miller Client: Southern Company Data: Miller Ash Pond

| | MR-AP-MW-26 | MR-AP-MW-33H | MR-AP-MW-23 | MR-AP-MW-32H | MR-AP-MW-34H | MR-AP-MW-19HA | MR-AP-MW-30H | MR-AP-MW-37H | MR-AP-MW-28H |
|---|---|---|---|---|---|---|---|---|---|
| 2/20/2019 | | | | | | | | | |
| 3/4/2019 | <0.005 | | | | | | | | |
| 3/5/2019 | | | | | | | | | |
| 3/6/2019 | | | | | | | | | |
| 8/27/2019 | | | | | | | | | |
| 8/28/2019 | | | | | | | | | |
| 9/3/2019 | | | | | | | | | |
| 9/24/2019 | | | | | | | | | |
| 3/3/2020 | | | | | | | | | |
| 3/4/2020 | | | | | | | | | |
| 3/5/2020 | | <0.005 | | | | | | | |
| 3/9/2020 | | | <0.005 | | <0.005 | 0.0023 (J) | | <0.005 | <0.005 |
| 3/10/2020 | | | | <0.005 | | | <0.005 | | |
| 3/25/2020 | | | | | | | | | |

# Time Series

Constituent: Lead (mg/L) Analysis Run 7/9/2020 3:07 PM View: Time Series - All Data

Plant Miller Client: Southern Company Data: Miller Ash Pond

| | MR-AP-MW-35H | GS-AP-MW-17V ... |
|---|---|---|
| 2/20/2019 | | 0.00189 (J) |
| 3/4/2019 | | |
| 3/5/2019 | | |
| 3/6/2019 | | |
| 8/27/2019 | | |
| 8/28/2019 | | |
| 9/3/2019 | | |
| 9/24/2019 | | <0.005 |
| 3/3/2020 | | |
| 3/4/2020 | | |
| 3/5/2020 | | |
| 3/9/2020 | | |
| 3/10/2020 | <0.005 | |
| 3/25/2020 | | <0.005 |

# Time Series

Constituent: Lithium (mg/L) Analysis Run 7/9/2020 3:07 PM View: Time Series - All Data

Plant Miller Client: Southern Company Data: Miller Ash Pond

| | GS-AP-MW-13 (bg) | GS-AP-MW-8 (bg) | MR-AP-MW-1 | MR-AP-MW-2 | MR-AP-MW-3D | MR-AP-MW-3S | MR-AP-MW-4 | MR-AP-MW-5 | MR-AP-PZ-5 |
|---|---|---|---|---|---|---|---|---|---|
| 7/19/2016 | | | | | 0.128 | 0.186 | 0.105 | | |
| 7/20/2016 | | | | | | | | | |
| 7/21/2016 | | | | | | | | | |
| 7/25/2016 | | | 0.187 | 0.163 | | | | | |
| 7/26/2016 | | | | | | | | 0.249 | 0.228 |
| 8/2/2016 | 0.0121 (J) | | | | | | | | |
| 8/3/2016 | | 0.05 | | | | | | | |
| 9/20/2016 | 0.0116 (J) | | | | | | | | |
| 9/21/2016 | | 0.05 | | | | | | | |
| 9/26/2016 | | | 0.134 | | 0.12 | 0.149 | | | |
| 9/27/2016 | | | | | | | 0.0988 | | |
| 9/28/2016 | | | | 0.197 | | | | 0.223 | 0.158 |
| 10/25/2016 | 0.0114 (J) | 0.05 | | | | | | | |
| 10/31/2016 | | | | | 0.128 | 0.161 | | | |
| 11/1/2016 | | | | 0.172 | | | 0.104 | | |
| 11/2/2016 | | | 0.137 | | | | | 0.229 | 0.179 |
| 12/13/2016 | 0.0116 (J) | 0.05 | | | | | | | |
| 1/9/2017 | | | | | 0.124 | 0.156 | 0.102 | | |
| 1/10/2017 | | | | | | | | 0.227 | |
| 1/11/2017 | | | 0.137 | 0.19 | | | | | |
| 1/12/2017 | | | | | | | | | 0.166 |
| 2/6/2017 | | 0.05 | | | | | | | |
| 2/8/2017 | 0.0118 (J) | | | | | | | | |
| 2/13/2017 | | | 0.187 | | 0.167 | 0.244 | 0.136 | | 0.243 |
| 2/14/2017 | | | | 0.292 | | | | 0.315 | |
| 2/15/2017 | | | | | | | | | |
| 3/28/2017 | | 0.05 | | | | | | | |
| 3/29/2017 | 0.0118 (J) | | | | | | | | |
| 4/3/2017 | | | 0.225 | | 0.163 | 0.25 | | 0.307 | 0.216 |
| 4/4/2017 | | | | 0.292 | | | 0.134 | | |
| 4/6/2017 | | | | | | | | | |
| 4/24/2017 | | 0.05 | | | | | | | |
| 4/26/2017 | 0.05 | | | | | | | | |
| 5/15/2017 | | | 0.15 | | | | | | |
| 5/16/2017 | | | | 0.25 | 0.12 | 0.199 | 0.1 | | |
| 5/17/2017 | | | | | | | | 0.247 | 0.177 |
| 6/7/2017 | <0.02 | <0.02 | | | | | | | |
| 6/12/2017 | | | | | 0.119 | 0.188 | 0.0992 | 0.237 | 0.161 |
| 6/13/2017 | | | | | | | | | |
| 6/14/2017 | | | 0.165 | 0.237 | | | | | |
| 1/29/2018 | | | | | 0.11 | 0.164 | 0.0852 | | |
| 1/30/2018 | | | | | | | | | |
| 1/31/2018 | | | | | | | | | |
| 2/1/2018 | | | 0.124 | 0.222 | | | | 0.221 | 0.133 |
| 2/19/2018 | | <0.02 | | | | | | | |
| 2/20/2018 | <0.02 | | | | | | | | |
| 5/7/2018 | | | | | | | | | |
| 5/8/2018 | | | | | | | | | |
| 5/9/2018 | | | 0.166 | 0.237 | | | 0.0926 | 0.238 | 0.139 |
| 5/10/2018 | | | | | 0.112 | 0.183 | | | |
| 5/15/2018 | 0.0101 (J) | <0.02 | | | | | | | |
| 10/8/2018 | | | | | | | 0.0877 | 0.232 | 0.137 |

# Time Series

Constituent: Lithium (mg/L) Analysis Run 7/9/2020 3:07 PM View: Time Series - All Data

Plant Miller Client: Southern Company Data: Miller Ash Pond

| | GS-AP-MW-13 (bg) | GS-AP-MW-8 (bg) | MR-AP-MW-1 | MR-AP-MW-2 | MR-AP-MW-3D | MR-AP-MW-3S | MR-AP-MW-4 | MR-AP-MW-5 | MR-AP-PZ-5 |
|---|---|---|---|---|---|---|---|---|---|
| 10/9/2018 | | | 0.136 | 0.25 | 0.123 | 0.175 | | | |
| 10/16/2018 | | <0.02 | | | | | | | |
| 10/17/2018 | <0.02 | | | | | | | | |
| 4/16/2019 | 0.0101 (J) | <0.02 | | | | | | | |
| 4/22/2019 | | | | | | 0.243 | | | |
| 4/23/2019 | | | | | | | | 0.229 | 0.134 |
| 4/24/2019 | | | | | | | | | |
| 4/29/2019 | | | | | 0.104 | | 0.0729 | | |
| 5/1/2019 | | | 0.104 | 0.228 | | | | | |
| 8/27/2019 | | | 0.264 | 0.257 | 0.115 | 0.246 | 0.0741 | | |
| 8/28/2019 | | | | | | | | 0.237 | |
| 8/29/2019 | | | | | | | | | 0.164 |
| 9/24/2019 | | <0.02 | | | | | | | |
| 3/2/2020 | | | | | | | | 0.237 | 0.147 |
| 3/3/2020 | | | | 0.269 | 0.11 | 0.294 | | | |
| 3/4/2020 | | | | | | | 0.0851 | | |
| 3/9/2020 | | | 0.123 | | | | | | |
| 3/10/2020 | | | | | | | | | |
| 3/18/2020 | | <0.02 | | | | | | | |

# Time Series

Constituent: Lithium (mg/L) Analysis Run 7/9/2020 3:07 PM View: Time Series - All Data

Plant Miller Client: Southern Company Data: Miller Ash Pond

| | MR-AP-MW-6 | MR-AP-MW-7D | MR-AP-MW-7S | MR-AP-MW-8D | MR-AP-MW-8S | MR-AP-MW-9D | MR-AP-MW-9S | MR-AP-MW-10 | MR-AP-MW-11 |
|---|---|---|---|---|---|---|---|---|---|
| 7/19/2016 | | | | | | | | | |
| 7/20/2016 | | | | | | 0.0779 | 0.188 | | |
| 7/21/2016 | | 0.124 | 0.148 | | | | | | |
| 7/25/2016 | | | | 0.0373 (J) | 0.0338 (J) | | | 0.189 | 0.119 |
| 7/26/2016 | 0.0874 | | | | | | | | |
| 8/2/2016 | | | | | | | | | |
| 8/3/2016 | | | | | | | | | |
| 9/20/2016 | | | | | | | | | |
| 9/21/2016 | | | | | | | | | |
| 9/26/2016 | | | | | | | | | |
| 9/27/2016 | | 0.115 | 0.146 | | 0.0369 (J) | | 0.167 | 0.171 | 0.108 |
| 9/28/2016 | 0.0812 | | | 0.0356 (J) | | 0.0709 | | | |
| 10/25/2016 | | | | | | | | | |
| 10/31/2016 | | | | | | | | 0.181 | |
| 11/1/2016 | 0.0841 | 0.117 | 0.15 | 0.0389 (J) | 0.0413 (J) | 0.0733 | | | 0.116 |
| 11/2/2016 | | | | | | | 0.181 | | |
| 12/13/2016 | | | | | | | | | |
| 1/9/2017 | 0.0842 | | | | | | | | |
| 1/10/2017 | | 0.107 | 0.141 | 0.0472 (J) | 0.0487 (J) | 0.0743 | | | |
| 1/11/2017 | | | | | | | | 0.172 | |
| 1/12/2017 | | | | | | | 0.151 | | 0.12 |
| 2/6/2017 | | | | | | | | | |
| 2/8/2017 | | | | | | | | | |
| 2/13/2017 | 0.101 | | | | | | | | 0.149 |
| 2/14/2017 | | 0.142 | 0.18 | | 0.0574 | | | 0.209 | |
| 2/15/2017 | | | | 0.0531 | | 0.0896 | 0.0385 (J) | | |
| 3/28/2017 | | | | | | | | | |
| 3/29/2017 | | | | | | | | | |
| 4/3/2017 | 0.102 | | | | | | | | |
| 4/4/2017 | | 0.137 | 0.183 | 0.0461 (J) | 0.0483 (J) | 0.089 | | | 0.154 |
| 4/6/2017 | | | | | | | 0.0343 (J) | 0.203 | |
| 4/24/2017 | | | | | | | | | |
| 4/26/2017 | | | | | | | | | |
| 5/15/2017 | | | | | | | | | |
| 5/16/2017 | 0.0778 | 0.109 | 0.146 | | 0.0329 (J) | | | | 0.128 |
| 5/17/2017 | | | | 0.0402 (J) | | 0.0783 | 0.132 | 0.163 | |
| 6/7/2017 | | | | | | | | | |
| 6/12/2017 | 0.0784 | | | | | | | | |
| 6/13/2017 | | 0.108 | 0.147 | 0.0355 (J) | 0.0338 (J) | 0.0723 | | 0.155 | |
| 6/14/2017 | | | | | | | 0.103 | | 0.118 |
| 1/29/2018 | | 0.1 | | | | | | | |
| 1/30/2018 | | | 0.14 | 0.0419 (J) | 0.0314 (J) | 0.0693 | 0.0577 | | |
| 1/31/2018 | | | | | | | | 0.163 | |
| 2/1/2018 | 0.0732 | | | | | | | | 0.229 |
| 2/19/2018 | | | | | | | | | |
| 2/20/2018 | | | | | | | | | |
| 5/7/2018 | | | | | | | | | |
| 5/8/2018 | | | | | | 0.0738 | 0.1 | | 0.246 |
| 5/9/2018 | 0.079 | 0.107 | 0.15 | 0.0535 | 0.0282 (J) | | | | |
| 5/10/2018 | | | | | | | | 0.178 | |
| 5/15/2018 | | | | | | | | | |
| 10/8/2018 | 0.077 | | | | | | | 0.184 | |

# Time Series

Constituent: Lithium (mg/L) Analysis Run 7/9/2020 3:07 PM View: Time Series - All Data

Plant Miller Client: Southern Company Data: Miller Ash Pond

| | MR-AP-MW-6 | MR-AP-MW-7D | MR-AP-MW-7S | MR-AP-MW-8D | MR-AP-MW-8S | MR-AP-MW-9D | MR-AP-MW-9S | MR-AP-MW-10 | MR-AP-MW-11 |
|---|---|---|---|---|---|---|---|---|---|
| 10/9/2018 | | 0.103 | 0.153 | 0.0494 | 0.0295 | 0.0736 | 0.119 | | 0.307 |
| 10/16/2018 | | | | | | | | | |
| 10/17/2018 | | | | | | | | | |
| 4/16/2019 | | | | | | | | | |
| 4/22/2019 | | | | | | | | | |
| 4/23/2019 | 0.0822 | | | | | | | | |
| 4/24/2019 | | 0.0996 | 0.148 | 0.0568 | 0.0268 (J) | 0.0724 | 0.142 | 0.186 | |
| 4/29/2019 | | | | | | | | | |
| 5/1/2019 | | | | | | | | | 0.327 |
| 8/27/2019 | | | | | | 0.0801 | 0.138 | | |
| 8/28/2019 | 0.0853 | 0.111 | 0.158 | 0.0615 | 0.0292 | | | | 0.318 |
| 8/29/2019 | | | | | | | | 0.197 | |
| 9/24/2019 | | | | | | | | | |
| 3/2/2020 | | | | | | | | | |
| 3/3/2020 | 0.0877 | 0.109 | 0.158 | 0.0672 | 0.0304 | 0.0802 | 0.117 | | 0.255 |
| 3/4/2020 | | | | | | | | | |
| 3/9/2020 | | | | | | | | 0.225 | |
| 3/10/2020 | | | | | | | | | |
| 3/18/2020 | | | | | | | | | |

# Time Series

Constituent: Lithium (mg/L) Analysis Run 7/9/2020 3:07 PM View: Time Series - All Data

Plant Miller Client: Southern Company Data: Miller Ash Pond

| | MR-AP-MW-12 | MR-AP-MW-13D | MR-AP-MW-13S | MR-AP-MW-14 | MR-AP-MW-15 | MR-AP-MW-16 |
|---|---|---|---|---|---|---|
| 7/19/2016 | | | | | 0.0199 (J) | 0.0816 |
| 7/20/2016 | 0.229 | 0.0382 (J) | 0.0825 | 0.0206 (J) | | |
| 7/21/2016 | | | | | | |
| 7/25/2016 | | | | | | |
| 7/26/2016 | | | | | | |
| 8/2/2016 | | | | | | |
| 8/3/2016 | | | | | | |
| 9/20/2016 | | | | | | |
| 9/21/2016 | | | | | | |
| 9/26/2016 | | | | 0.0212 (J) | 0.0206 (J) | 0.0636 |
| 9/27/2016 | 0.198 | 0.0434 (J) | 0.0801 | | | |
| 9/28/2016 | | | | | | |
| 10/25/2016 | | | | | | |
| 10/31/2016 | | | | 0.0221 (J) | 0.021 (J) | 0.0759 |
| 11/1/2016 | 0.204 | 0.0442 (J) | 0.0825 | | | |
| 11/2/2016 | | | | | | |
| 12/13/2016 | | | | | | |
| 1/9/2017 | | | | 0.0226 (J) | 0.0201 (J) | 0.0254 (J) |
| 1/10/2017 | | | | | | |
| 1/11/2017 | 0.205 | 0.041 (J) | 0.0834 | | | |
| 1/12/2017 | | | | | | |
| 2/6/2017 | | | | | | |
| 2/8/2017 | | | | | | |
| 2/13/2017 | | | | | | |
| 2/14/2017 | | | | 0.0225 (J) | 0.022 (J) | 0.0859 |
| 2/15/2017 | 0.274 | 0.0474 (J) | 0.0908 | | | |
| 3/28/2017 | | | | | | |
| 3/29/2017 | | | | | | |
| 4/3/2017 | | | | | | 0.0487 (J) |
| 4/4/2017 | 0.279 | 0.0453 (J) | | 0.0221 (J) | 0.0216 (J) | |
| 4/6/2017 | | | 0.0906 | | | |
| 4/24/2017 | | | | | | |
| 4/26/2017 | | | | | | |
| 5/15/2017 | 0.206 | | | | | |
| 5/16/2017 | | | | | 0.021 (J) | 0.0297 (J) |
| 5/17/2017 | | 0.0403 (J) | 0.0841 | 0.0213 (J) | | |
| 6/7/2017 | | | | | | |
| 6/12/2017 | | | | | 0.0181 (J) | 0.0429 (J) |
| 6/13/2017 | | 0.0362 (J) | 0.0789 | 0.0203 (J) | | |
| 6/14/2017 | 0.205 | | | | | |
| 1/29/2018 | | | | | | |
| 1/30/2018 | 0.178 | | | | | |
| 1/31/2018 | | 0.0343 (J) | 0.0725 | | 0.0169 (J) | |
| 2/1/2018 | | | | 0.0183 (J) | | 0.026 (J) |
| 2/19/2018 | | | | | | |
| 2/20/2018 | | | | | | |
| 5/7/2018 | | | | | 0.0187 (J) | 0.0538 |
| 5/8/2018 | 0.199 | 0.0391 (J) | 0.0805 | 0.0205 (J) | | |
| 5/9/2018 | | | | | | |
| 5/10/2018 | | | | | | |
| 5/15/2018 | | | | | | |
| 10/8/2018 | 0.19 | | | | | |

# Time Series

Constituent: Lithium (mg/L) Analysis Run 7/9/2020 3:07 PM View: Time Series - All Data

Plant Miller Client: Southern Company Data: Miller Ash Pond

| | MR-AP-MW-12 | MR-AP-MW-13D | MR-AP-MW-13S | MR-AP-MW-14 | MR-AP-MW-15 | MR-AP-MW-16 |
|---|---|---|---|---|---|---|
| 10/9/2018 | | 0.0404 | 0.0777 | 0.0195 (J) | 0.019 (J) | 0.0285 |
| 10/16/2018 | | | | | | |
| 10/17/2018 | | | | | | |
| 4/16/2019 | | | | | | |
| 4/22/2019 | | | | | | |
| 4/23/2019 | | | | | | |
| 4/24/2019 | | 0.0404 (J) | 0.0788 | <0.02 | <0.02 | 0.0295 (J) |
| 4/29/2019 | | | | | | |
| 5/1/2019 | | | | | | |
| 8/27/2019 | | | | | | |
| 8/28/2019 | 0.158 | | | 0.0213 | 0.0199 (J) | 0.0555 |
| 8/29/2019 | | 0.0432 | 0.0845 | | | |
| 9/24/2019 | | | | | | |
| 3/2/2020 | | | | | | |
| 3/3/2020 | | | | | | 0.0278 |
| 3/4/2020 | | | | 0.0204 | 0.0195 (J) | |
| 3/9/2020 | | 0.0429 | 0.0871 | | | |
| 3/10/2020 | 0.146 | | | | | |
| 3/18/2020 | | | | | | |

# Time Series

Constituent: Lithium (mg/L) Analysis Run 7/9/2020 3:07 PM View: Time Series - All Data

Plant Miller Client: Southern Company Data: Miller Ash Pond

| | MR-AP-MW-4V | MR-AP-MW-6V | MR-AP-MW-17H | MR-AP-MW-18H | MR-AP-MW-20H | MR-AP-MW-20HS | MR-AP-MW-21 (bg) | MR-AP-MW-24 | MR-AP-MW-25 |
|---|---|---|---|---|---|---|---|---|---|
| 2/20/2019 | | | | | | | | | |
| 3/4/2019 | | | | | | | | 0.0172 (J) | 1.7 |
| 3/5/2019 | 0.0578 | 0.145 | | | | | | | |
| 3/6/2019 | | | 0.0597 | 0.1 | 0.235 | 0.0987 | 0.0484 | | |
| 8/27/2019 | 0.0788 | | 0.0831 | 0.23 | | | | | |
| 8/28/2019 | | 0.1 | | | | | 0.0493 | | |
| 9/3/2019 | | | | | 0.278 | 0.0973 | | | |
| 9/24/2019 | | | | | | | | | |
| 3/3/2020 | | 0.104 | | | | | | | |
| 3/4/2020 | 0.0341 | | | | | | | | |
| 3/5/2020 | | | | | | | | | |
| 3/9/2020 | | | | | | | 0.0252 | | |
| 3/10/2020 | | | 0.0566 | 0.0875 | 0.277 | 0.094 | | | |
| 3/25/2020 | | | | | | | | | |

# Time Series

Constituent: Lithium (mg/L) Analysis Run 7/9/2020 3:07 PM View: Time Series - All Data

Plant Miller Client: Southern Company Data: Miller Ash Pond

| | MR-AP-MW-26 | MR-AP-MW-33H | MR-AP-MW-23 | MR-AP-MW-32H | MR-AP-MW-34H | MR-AP-MW-19HA | MR-AP-MW-30H | MR-AP-MW-37H | MR-AP-MW-28H |
|---|---|---|---|---|---|---|---|---|---|
| 2/20/2019 | | | | | | | | | |
| 3/4/2019 | 1.35 | | | | | | | | |
| 3/5/2019 | | | | | | | | | |
| 3/6/2019 | | | | | | | | | |
| 8/27/2019 | | | | | | | | | |
| 8/28/2019 | | | | | | | | | |
| 9/3/2019 | | | | | | | | | |
| 9/24/2019 | | | | | | | | | |
| 3/3/2020 | | | | | | | | | |
| 3/4/2020 | | | | | | | | | |
| 3/5/2020 | | 0.145 | | | | | | | |
| 3/9/2020 | | | 1.18 | | 0.164 | 0.138 | | 0.0662 | 0.0593 |
| 3/10/2020 | | | | <0.02 | | | 0.0821 | | |
| 3/25/2020 | | | | | | | | | |

# Time Series

Constituent: Lithium (mg/L) Analysis Run 7/9/2020 3:07 PM View: Time Series - All Data

Plant Miller Client: Southern Company Data: Miller Ash Pond

| | MR-AP-MW-35H | GS-AP-MW-17V ... |
|---|---|---|
| 2/20/2019 | | 0.0671 |
| 3/4/2019 | | |
| 3/5/2019 | | |
| 3/6/2019 | | |
| 8/27/2019 | | |
| 8/28/2019 | | |
| 9/3/2019 | | |
| 9/24/2019 | | 0.0809 |
| 3/3/2020 | | |
| 3/4/2020 | | |
| 3/5/2020 | | |
| 3/9/2020 | | |
| 3/10/2020 | 0.0306 | |
| 3/25/2020 | | 0.0646 |

Sanitas™ v.9.6.24 Sanitas software licensed to Southern Company. UG
Hollow symbols indicate censored values.

## Time Series

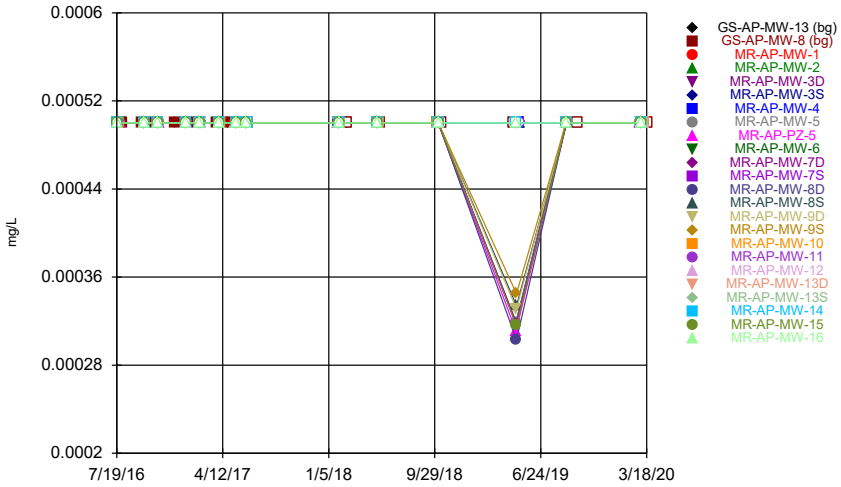


Constituent: Mercury Analysis Run 7/9/2020 3:04 PM View: Time Series - All Data
Plant Miller Client: Southern Company Data: Miller Ash Pond

Sanitas™ v.9.6.24 Sanitas software licensed to Southern Company. UG
Hollow symbols indicate censored values.

## Time Series

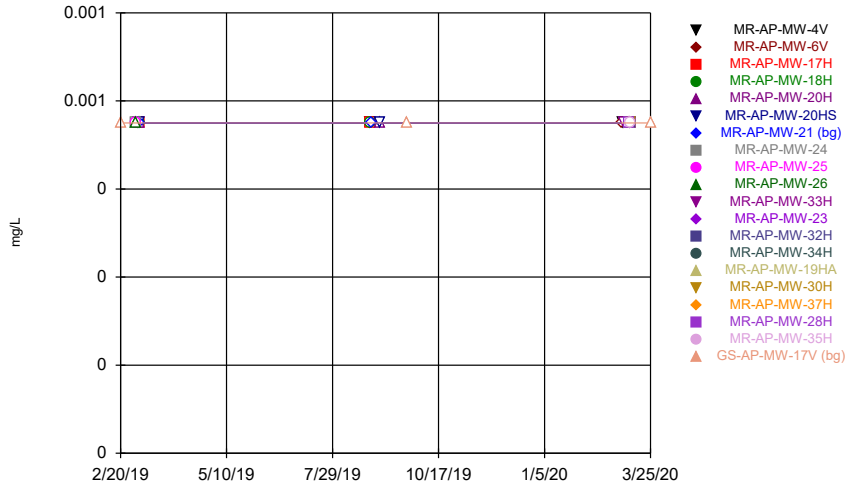


Constituent: Mercury Analysis Run 7/9/2020 3:04 PM View: Time Series - All Data
Plant Miller Client: Southern Company Data: Miller Ash Pond

Sanitas™ v.9.6.24 Sanitas software licensed to Southern Company. UG
Hollow symbols indicate censored values.

## Time Series

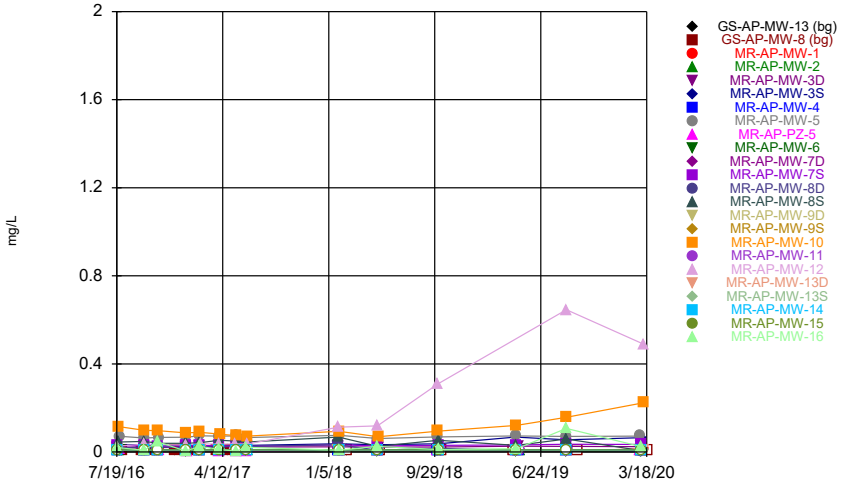


Constituent: Molybdenum Analysis Run 7/9/2020 3:04 PM View: Time Series - All Data
Plant Miller Client: Southern Company Data: Miller Ash Pond

Sanitas™ v.9.6.24 Sanitas software licensed to Southern Company. UG
Hollow symbols indicate censored values.

## Time Series

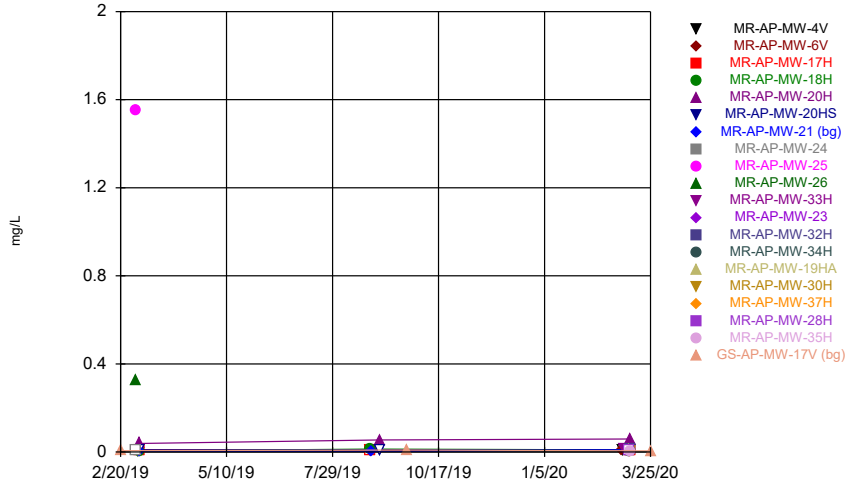


Constituent: Molybdenum Analysis Run 7/9/2020 3:04 PM View: Time Series - All Data
Plant Miller Client: Southern Company Data: Miller Ash Pond

# Time Series

Constituent: Mercury (mg/L) Analysis Run 7/9/2020 3:07 PM View: Time Series - All Data

Plant Miller Client: Southern Company Data: Miller Ash Pond

| | GS-AP-MW-13 (bg) | GS-AP-MW-8 (bg) | MR-AP-MW-1 | MR-AP-MW-2 | MR-AP-MW-3D | MR-AP-MW-3S | MR-AP-MW-4 | MR-AP-MW-5 | MR-AP-PZ-5 |
|---|---|---|---|---|---|---|---|---|---|
| 7/19/2016 | | | | | <0.0005 | <0.0005 | <0.0005 | | |
| 7/20/2016 | | | | | | | | | |
| 7/21/2016 | | | | | | | | | |
| 7/25/2016 | | | <0.0005 | <0.0005 | | | | | |
| 7/26/2016 | | | | | | | | <0.0005 | <0.0005 |
| 8/2/2016 | 0.0005 | | | | | | | | |
| 8/3/2016 | | 0.0005 | | | | | | | |
| 9/20/2016 | 0.0005 | | | | | | | | |
| 9/21/2016 | | 0.0005 | | | | | | | |
| 9/26/2016 | | | <0.0005 | | <0.0005 | <0.0005 | | | |
| 9/27/2016 | | | | | | | <0.0005 | | |
| 9/28/2016 | | | | <0.0005 | | | | <0.0005 | <0.0005 |
| 10/25/2016 | 0.0005 | 0.0005 | | | | | | | |
| 10/31/2016 | | | | | <0.0005 | <0.0005 | | | |
| 11/1/2016 | | | | <0.0005 | | | <0.0005 | | |
| 11/2/2016 | | | <0.0005 | | | | | <0.0005 | <0.0005 |
| 12/13/2016 | 0.0005 | 0.0005 | | | | | | | |
| 1/9/2017 | | | | | <0.0005 | <0.0005 | <0.0005 | | |
| 1/10/2017 | | | | | | | | <0.0005 | |
| 1/11/2017 | | | <0.0005 | <0.0005 | | | | | |
| 1/12/2017 | | | | | | | | | <0.0005 |
| 2/6/2017 | | 0.0005 | | | | | | | |
| 2/8/2017 | 0.0005 | | | | | | | | |
| 2/13/2017 | | | <0.0005 | | <0.0005 | <0.0005 | <0.0005 | | <0.0005 |
| 2/14/2017 | | | | <0.0005 | | | | <0.0005 | |
| 2/15/2017 | | | | | | | | | |
| 3/28/2017 | | 0.0005 | | | | | | | |
| 3/29/2017 | 0.0005 | | | | | | | | |
| 4/3/2017 | | | <0.0005 | | <0.0005 | <0.0005 | | <0.0005 | <0.0005 |
| 4/4/2017 | | | | <0.0005 | | | <0.0005 | | |
| 4/6/2017 | | | | | | | | | |
| 4/24/2017 | | 0.0005 | | | | | | | |
| 4/26/2017 | 0.0005 | | | | | | | | |
| 5/15/2017 | | | <0.0005 | | | | | | |
| 5/16/2017 | | | | <0.0005 | <0.0005 | <0.0005 | <0.0005 | | |
| 5/17/2017 | | | | | | | | <0.0005 | <0.0005 |
| 6/7/2017 | <0.0005 | <0.0005 | | | | | | | |
| 6/12/2017 | | | | | <0.0005 | <0.0005 | <0.0005 | <0.0005 | <0.0005 |
| 6/13/2017 | | | | | | | | | |
| 6/14/2017 | | | <0.0005 | <0.0005 | | | | | |
| 1/29/2018 | | | | | <0.0005 | <0.0005 | <0.0005 | | |
| 1/30/2018 | | | | | | | | | |
| 1/31/2018 | | | | | | | | | |
| 2/1/2018 | | | <0.0005 | <0.0005 | | | | <0.0005 | <0.0005 |
| 2/19/2018 | | <0.0005 | | | | | | | |
| 2/20/2018 | <0.0005 | | | | | | | | |
| 5/7/2018 | | | | | | | | | |
| 5/8/2018 | | | | | | | | | |
| 5/9/2018 | | | <0.0005 | <0.0005 | | | <0.0005 | <0.0005 | <0.0005 |
| 5/10/2018 | | | | | <0.0005 | <0.0005 | | | |
| 5/15/2018 | <0.0005 | <0.0005 | | | | | | | |
| 10/8/2018 | | | | | | | <0.0005 | <0.0005 | <0.0005 |

# Time Series

Constituent: Mercury (mg/L) Analysis Run 7/9/2020 3:07 PM View: Time Series - All Data

Plant Miller Client: Southern Company Data: Miller Ash Pond

| | GS-AP-MW-13 (bg) | GS-AP-MW-8 (bg) | MR-AP-MW-1 | MR-AP-MW-2 | MR-AP-MW-3D | MR-AP-MW-3S | MR-AP-MW-4 | MR-AP-MW-5 | MR-AP-PZ-5 |
|---|---|---|---|---|---|---|---|---|---|
| 10/9/2018 | | | <0.0005 | <0.0005 | <0.0005 | <0.0005 | | | |
| 10/16/2018 | | <0.0005 | | | | | | | |
| 10/17/2018 | <0.0005 | | | | | | | | |
| 4/16/2019 | <0.0005 | <0.0005 | | | | | | | |
| 4/22/2019 | | | | | | 0.000318 (J) | | | |
| 4/23/2019 | | | | | | | | 0.000319 (J) | 0.000311 (J) |
| 4/24/2019 | | | | | | | | | |
| 4/29/2019 | | | | | <0.0005 | | <0.0005 | | |
| 5/1/2019 | | | <0.0005 | <0.0005 | | | | | |
| 8/27/2019 | | | <0.0005 | <0.0005 | <0.0005 | <0.0005 | <0.0005 | | |
| 8/28/2019 | | | | | | | | <0.0005 | |
| 8/29/2019 | | | | | | | | | <0.0005 |
| 9/24/2019 | | <0.0005 | | | | | | | |
| 3/2/2020 | | | | | | | | <0.0005 | <0.0005 |
| 3/3/2020 | | | | <0.0005 | <0.0005 | <0.0005 | | | |
| 3/4/2020 | | | | | | | <0.0005 | | |
| 3/9/2020 | | | <0.0005 | | | | | | |
| 3/10/2020 | | | | | | | | | |
| 3/18/2020 | | <0.0005 | | | | | | | |

# Time Series

Constituent: Mercury (mg/L) Analysis Run 7/9/2020 3:07 PM View: Time Series - All Data

Plant Miller Client: Southern Company Data: Miller Ash Pond

| | MR-AP-MW-6 | MR-AP-MW-7D | MR-AP-MW-7S | MR-AP-MW-8D | MR-AP-MW-8S | MR-AP-MW-9D | MR-AP-MW-9S | MR-AP-MW-10 | MR-AP-MW-11 |
|---|---|---|---|---|---|---|---|---|---|
| 7/19/2016 | | | | | | | | | |
| 7/20/2016 | | | | | | <0.0005 | <0.0005 | | |
| 7/21/2016 | | <0.0005 | <0.0005 | | | | | | |
| 7/25/2016 | | | | <0.0005 | <0.0005 | | | <0.0005 | <0.0005 |
| 7/26/2016 | <0.0005 | | | | | | | | |
| 8/2/2016 | | | | | | | | | |
| 8/3/2016 | | | | | | | | | |
| 9/20/2016 | | | | | | | | | |
| 9/21/2016 | | | | | | | | | |
| 9/26/2016 | | | | | | | | | |
| 9/27/2016 | | <0.0005 | <0.0005 | | <0.0005 | | <0.0005 | <0.0005 | <0.0005 |
| 9/28/2016 | <0.0005 | | | <0.0005 | | <0.0005 | | | |
| 10/25/2016 | | | | | | | | | |
| 10/31/2016 | | | | | | | | <0.0005 | |
| 11/1/2016 | <0.0005 | <0.0005 | <0.0005 | <0.0005 | <0.0005 | <0.0005 | | | <0.0005 |
| 11/2/2016 | | | | | | | <0.0005 | | |
| 12/13/2016 | | | | | | | | | |
| 1/9/2017 | <0.0005 | | | | | | | | |
| 1/10/2017 | | <0.0005 | <0.0005 | <0.0005 | <0.0005 | <0.0005 | | | |
| 1/11/2017 | | | | | | | | <0.0005 | |
| 1/12/2017 | | | | | | | <0.0005 | | <0.0005 |
| 2/6/2017 | | | | | | | | | |
| 2/8/2017 | | | | | | | | | |
| 2/13/2017 | <0.0005 | | | | | | | | <0.0005 |
| 2/14/2017 | | <0.0005 | <0.0005 | | <0.0005 | | | <0.0005 | |
| 2/15/2017 | | | | <0.0005 | | <0.0005 | <0.0005 | | |
| 3/28/2017 | | | | | | | | | |
| 3/29/2017 | | | | | | | | | |
| 4/3/2017 | <0.0005 | | | | | | | | |
| 4/4/2017 | | <0.0005 | <0.0005 | <0.0005 | <0.0005 | <0.0005 | | | <0.0005 |
| 4/6/2017 | | | | | | | <0.0005 | <0.0005 | |
| 4/24/2017 | | | | | | | | | |
| 4/26/2017 | | | | | | | | | |
| 5/15/2017 | | | | | | | | | |
| 5/16/2017 | <0.0005 | <0.0005 | <0.0005 | | <0.0005 | | | | <0.0005 |
| 5/17/2017 | | | | <0.0005 | | <0.0005 | <0.0005 | <0.0005 | |
| 6/7/2017 | | | | | | | | | |
| 6/12/2017 | <0.0005 | | | | | | | | |
| 6/13/2017 | | <0.0005 | <0.0005 | <0.0005 | <0.0005 | <0.0005 | | <0.0005 | |
| 6/14/2017 | | | | | | | <0.0005 | | <0.0005 |
| 1/29/2018 | | <0.0005 | | | | | | | |
| 1/30/2018 | | | <0.0005 | <0.0005 | <0.0005 | <0.0005 | <0.0005 | | |
| 1/31/2018 | | | | | | | | <0.0005 | |
| 2/1/2018 | <0.0005 | | | | | | | | <0.0005 |
| 2/19/2018 | | | | | | | | | |
| 2/20/2018 | | | | | | | | | |
| 5/7/2018 | | | | | | | | | |
| 5/8/2018 | | | | | | <0.0005 | <0.0005 | | <0.0005 |
| 5/9/2018 | <0.0005 | <0.0005 | <0.0005 | <0.0005 | <0.0005 | | | | |
| 5/10/2018 | | | | | | | | <0.0005 | |
| 5/15/2018 | | | | | | | | | |
| 10/8/2018 | <0.0005 | | | | | | | <0.0005 | |

# Time Series

Constituent: Mercury (mg/L) Analysis Run 7/9/2020 3:07 PM View: Time Series - All Data

Plant Miller Client: Southern Company Data: Miller Ash Pond

| | MR-AP-MW-6 | MR-AP-MW-7D | MR-AP-MW-7S | MR-AP-MW-8D | MR-AP-MW-8S | MR-AP-MW-9D | MR-AP-MW-9S | MR-AP-MW-10 | MR-AP-MW-11 |
|---|---|---|---|---|---|---|---|---|---|
| 10/9/2018 | | <0.0005 | <0.0005 | <0.0005 | <0.0005 | <0.0005 | <0.0005 | | <0.0005 |
| 10/16/2018 | | | | | | | | | |
| 10/17/2018 | | | | | | | | | |
| 4/16/2019 | | | | | | | | | |
| 4/22/2019 | | | | | | | | | |
| 4/23/2019 | <0.0005 | | | | | | | | |
| 4/24/2019 | | 0.000318 (J) | <0.0005 | 0.000303 (J) | 0.000334 (J) | 0.000331 (J) | 0.000345 (J) | <0.0005 | |
| 4/29/2019 | | | | | | | | | |
| 5/1/2019 | | | | | | | | | <0.0005 |
| 8/27/2019 | | | | | | <0.0005 | <0.0005 | | |
| 8/28/2019 | <0.0005 | <0.0005 | <0.0005 | <0.0005 | <0.0005 | | | | <0.0005 |
| 8/29/2019 | | | | | | | | <0.0005 | |
| 9/24/2019 | | | | | | | | | |
| 3/2/2020 | | | | | | | | | |
| 3/3/2020 | <0.0005 | <0.0005 | <0.0005 | <0.0005 | <0.0005 | <0.0005 | <0.0005 | | <0.0005 |
| 3/4/2020 | | | | | | | | | |
| 3/9/2020 | | | | | | | | <0.0005 | |
| 3/10/2020 | | | | | | | | | |
| 3/18/2020 | | | | | | | | | |

# Time Series

Constituent: Mercury (mg/L) Analysis Run 7/9/2020 3:07 PM View: Time Series - All Data

Plant Miller Client: Southern Company Data: Miller Ash Pond

| | MR-AP-MW-12 | MR-AP-MW-13D | MR-AP-MW-13S | MR-AP-MW-14 | MR-AP-MW-15 | MR-AP-MW-16 |
|---|---|---|---|---|---|---|
| 7/19/2016 | | | | | <0.0005 | <0.0005 |
| 7/20/2016 | <0.0005 | <0.0005 | <0.0005 | <0.0005 | | |
| 7/21/2016 | | | | | | |
| 7/25/2016 | | | | | | |
| 7/26/2016 | | | | | | |
| 8/2/2016 | | | | | | |
| 8/3/2016 | | | | | | |
| 9/20/2016 | | | | | | |
| 9/21/2016 | | | | | | |
| 9/26/2016 | | | | <0.0005 | <0.0005 | <0.0005 |
| 9/27/2016 | <0.0005 | <0.0005 | <0.0005 | | | |
| 9/28/2016 | | | | | | |
| 10/25/2016 | | | | | | |
| 10/31/2016 | | | | <0.0005 | <0.0005 | <0.0005 |
| 11/1/2016 | <0.0005 | <0.0005 | <0.0005 | | | |
| 11/2/2016 | | | | | | |
| 12/13/2016 | | | | | | |
| 1/9/2017 | | | | <0.0005 | <0.0005 | <0.0005 |
| 1/10/2017 | | | | | | |
| 1/11/2017 | <0.0005 | <0.0005 | <0.0005 | | | |
| 1/12/2017 | | | | | | |
| 2/6/2017 | | | | | | |
| 2/8/2017 | | | | | | |
| 2/13/2017 | | | | | | |
| 2/14/2017 | | | | <0.0005 | <0.0005 | <0.0005 |
| 2/15/2017 | <0.0005 | <0.0005 | <0.0005 | | | |
| 3/28/2017 | | | | | | |
| 3/29/2017 | | | | | | |
| 4/3/2017 | | | | | | <0.0005 |
| 4/4/2017 | <0.0005 | <0.0005 | | <0.0005 | <0.0005 | |
| 4/6/2017 | | | <0.0005 | | | |
| 4/24/2017 | | | | | | |
| 4/26/2017 | | | | | | |
| 5/15/2017 | <0.0005 | | | | | |
| 5/16/2017 | | | | | <0.0005 | <0.0005 |
| 5/17/2017 | | <0.0005 | <0.0005 | <0.0005 | | |
| 6/7/2017 | | | | | | |
| 6/12/2017 | | | | | <0.0005 | <0.0005 |
| 6/13/2017 | | <0.0005 | <0.0005 | <0.0005 | | |
| 6/14/2017 | <0.0005 | | | | | |
| 1/29/2018 | | | | | | |
| 1/30/2018 | <0.0005 | | | | | |
| 1/31/2018 | | <0.0005 | <0.0005 | | <0.0005 | |
| 2/1/2018 | | | | <0.0005 | | <0.0005 |
| 2/19/2018 | | | | | | |
| 2/20/2018 | | | | | | |
| 5/7/2018 | | | | | <0.0005 | <0.0005 |
| 5/8/2018 | <0.0005 | <0.0005 | <0.0005 | <0.0005 | | |
| 5/9/2018 | | | | | | |
| 5/10/2018 | | | | | | |
| 5/15/2018 | | | | | | |
| 10/8/2018 | <0.0005 | | | | | |

# Time Series

Constituent: Mercury (mg/L) Analysis Run 7/9/2020 3:07 PM View: Time Series - All Data

Plant Miller Client: Southern Company Data: Miller Ash Pond

| | MR-AP-MW-12 | MR-AP-MW-13D | MR-AP-MW-13S | MR-AP-MW-14 | MR-AP-MW-15 | MR-AP-MW-16 |
|---|---|---|---|---|---|---|
| 10/9/2018 | | <0.0005 | <0.0005 | <0.0005 | <0.0005 | <0.0005 |
| 10/16/2018 | | | | | | |
| 10/17/2018 | | | | | | |
| 4/16/2019 | | | | | | |
| 4/22/2019 | | | | | | |
| 4/23/2019 | | | | | | |
| 4/24/2019 | | <0.0005 | <0.0005 | <0.0005 | 0.000316 (J) | <0.0005 |
| 4/29/2019 | | | | | | |
| 5/1/2019 | | | | | | |
| 8/27/2019 | | | | | | |
| 8/28/2019 | <0.0005 | | | <0.0005 | <0.0005 | <0.0005 |
| 8/29/2019 | | <0.0005 | <0.0005 | | | |
| 9/24/2019 | | | | | | |
| 3/2/2020 | | | | | | |
| 3/3/2020 | | | | | | <0.0005 |
| 3/4/2020 | | | | <0.0005 | <0.0005 | |
| 3/9/2020 | | <0.0005 | <0.0005 | | | |
| 3/10/2020 | <0.0005 | | | | | |
| 3/18/2020 | | | | | | |

# Time Series

Constituent: Mercury (mg/L) Analysis Run 7/9/2020 3:07 PM View: Time Series - All Data

Plant Miller Client: Southern Company Data: Miller Ash Pond

| | MR-AP-MW-4V | MR-AP-MW-6V | MR-AP-MW-17H | MR-AP-MW-18H | MR-AP-MW-20H | MR-AP-MW-20HS | MR-AP-MW-21 (bg) | MR-AP-MW-24 | MR-AP-MW-25 |
|---|---|---|---|---|---|---|---|---|---|
| 2/20/2019 | | | | | | | | | |
| 3/4/2019 | | | | | | | | <0.0005 | <0.0005 |
| 3/5/2019 | <0.0005 | <0.0005 | | | | | | | |
| 3/6/2019 | | | <0.0005 | <0.0005 | <0.0005 | <0.0005 | <0.0005 | | |
| 8/27/2019 | <0.0005 | | <0.0005 | <0.0005 | | | | | |
| 8/28/2019 | | <0.0005 | | | | | <0.0005 | | |
| 9/3/2019 | | | | | <0.0005 | <0.0005 | | | |
| 9/24/2019 | | | | | | | | | |
| 3/3/2020 | | <0.0005 | | | | | | | |
| 3/4/2020 | <0.0005 | | | | | | | | |
| 3/5/2020 | | | | | | | | | |
| 3/9/2020 | | | | | | | <0.0005 | | |
| 3/10/2020 | | | <0.0005 | <0.0005 | <0.0005 | <0.0005 | | | |
| 3/25/2020 | | | | | | | | | |

# Time Series

Constituent: Mercury (mg/L) Analysis Run 7/9/2020 3:07 PM View: Time Series - All Data

Plant Miller Client: Southern Company Data: Miller Ash Pond

| | MR-AP-MW-26 | MR-AP-MW-33H | MR-AP-MW-23 | MR-AP-MW-32H | MR-AP-MW-34H | MR-AP-MW-19HA | MR-AP-MW-30H | MR-AP-MW-37H | MR-AP-MW-28H |
|---|---|---|---|---|---|---|---|---|---|
| 2/20/2019 | | | | | | | | | |
| 3/4/2019 | <0.0005 | | | | | | | | |
| 3/5/2019 | | | | | | | | | |
| 3/6/2019 | | | | | | | | | |
| 8/27/2019 | | | | | | | | | |
| 8/28/2019 | | | | | | | | | |
| 9/3/2019 | | | | | | | | | |
| 9/24/2019 | | | | | | | | | |
| 3/3/2020 | | | | | | | | | |
| 3/4/2020 | | | | | | | | | |
| 3/5/2020 | | <0.0005 | | | | | | | |
| 3/9/2020 | | | <0.0005 | | <0.0005 | <0.0005 | | <0.0005 | <0.0005 |
| 3/10/2020 | | | | <0.0005 | | | <0.0005 | | |
| 3/25/2020 | | | | | | | | | |

# Time Series

Constituent: Mercury (mg/L) Analysis Run 7/9/2020 3:07 PM View: Time Series - All Data

Plant Miller Client: Southern Company Data: Miller Ash Pond

| | MR-AP-MW-35H | GS-AP-MW-17V ... |
|---|---|---|
| 2/20/2019 | | <0.0005 |
| 3/4/2019 | | |
| 3/5/2019 | | |
| 3/6/2019 | | |
| 8/27/2019 | | |
| 8/28/2019 | | |
| 9/3/2019 | | |
| 9/24/2019 | | <0.0005 |
| 3/3/2020 | | |
| 3/4/2020 | | |
| 3/5/2020 | | |
| 3/9/2020 | | |
| 3/10/2020 | <0.0005 | |
| 3/25/2020 | | <0.0005 |

# Time Series

Constituent: Molybdenum (mg/L) Analysis Run 7/9/2020 3:07 PM View: Time Series - All Data

Plant Miller Client: Southern Company Data: Miller Ash Pond

| | GS-AP-MW-13 (bg) | GS-AP-MW-8 (bg) | MR-AP-MW-1 | MR-AP-MW-2 | MR-AP-MW-3D | MR-AP-MW-3S | MR-AP-MW-4 | MR-AP-MW-5 | MR-AP-PZ-5 |
|---|---|---|---|---|---|---|---|---|---|
| 7/19/2016 | | | | | 0.0216 | 0.0307 | <0.01 | | |
| 7/20/2016 | | | | | | | | | |
| 7/21/2016 | | | | | | | | | |
| 7/25/2016 | | | 0.0108 | <0.01 | | | | | |
| 7/26/2016 | | | | | | | | 0.0718 | 0.0122 |
| 8/2/2016 | 0.01 | | | | | | | | |
| 8/3/2016 | | 0.01 | | | | | | | |
| 9/20/2016 | 0.01 | | | | | | | | |
| 9/21/2016 | | 0.01 | | | | | | | |
| 9/26/2016 | | | 0.0105 | | 0.0226 | 0.0341 | | | |
| 9/27/2016 | | | | | | | <0.01 | | |
| 9/28/2016 | | | | <0.01 | | | | 0.0638 | 0.00843 (J) |
| 10/25/2016 | 0.01 | 0.01 | | | | | | | |
| 10/31/2016 | | | | | 0.0209 | 0.028 | | | |
| 11/1/2016 | | | | <0.01 | | | <0.01 | | |
| 11/2/2016 | | | 0.0107 | | | | | 0.0665 | 0.00605 (J) |
| 12/13/2016 | 0.01 | 0.01 | | | | | | | |
| 1/9/2017 | | | | | 0.0219 | 0.0303 | <0.01 | | |
| 1/10/2017 | | | | | | | | 0.067 | |
| 1/11/2017 | | | 0.0101 | <0.01 | | | | | |
| 1/12/2017 | | | | | | | | | 0.0049 (J) |
| 2/6/2017 | | 0.01 | | | | | | | |
| 2/8/2017 | 0.01 | | | | | | | | |
| 2/13/2017 | | | 0.00994 (J) | | 0.0235 | 0.0295 | <0.01 | | 0.00784 (J) |
| 2/14/2017 | | | | <0.01 | | | | 0.0735 | |
| 2/15/2017 | | | | | | | | | |
| 3/28/2017 | | 0.01 | | | | | | | |
| 3/29/2017 | 0.01 | | | | | | | | |
| 4/3/2017 | | | 0.00788 (J) | | 0.0238 | 0.0261 | | 0.0719 | 0.00474 (J) |
| 4/4/2017 | | | | <0.01 | | | <0.01 | | |
| 4/6/2017 | | | | | | | | | |
| 4/24/2017 | | 0.01 | | | | | | | |
| 4/26/2017 | 0.01 | | | | | | | | |
| 5/15/2017 | | | 0.00866 (J) | | | | | | |
| 5/16/2017 | | | | <0.01 | 0.0232 | 0.0281 | <0.01 | | |
| 5/17/2017 | | | | | | | | 0.0733 | 0.00447 (J) |
| 6/7/2017 | <0.01 | <0.01 | | | | | | | |
| 6/12/2017 | | | | | 0.0226 | 0.0298 | <0.01 | 0.0655 | 0.003 (J) |
| 6/13/2017 | | | | | | | | | |
| 6/14/2017 | | | 0.00779 (J) | <0.01 | | | | | |
| 1/29/2018 | | | | | 0.0236 | 0.037 | <0.01 | | |
| 1/30/2018 | | | | | | | | | |
| 1/31/2018 | | | | | | | | | |
| 2/1/2018 | | | 0.0109 | <0.01 | | | | 0.076 | <0.01 |
| 2/19/2018 | | <0.01 | | | | | | | |
| 2/20/2018 | <0.01 | | | | | | | | |
| 5/7/2018 | | | | | | | | | |
| 5/8/2018 | | | | | | | | | |
| 5/9/2018 | | | 0.00618 (J) | <0.01 | | | <0.01 | 0.061 | <0.01 |
| 5/10/2018 | | | | | 0.0219 | 0.0331 | | | |
| 5/15/2018 | <0.01 | <0.01 | | | | | | | |
| 10/8/2018 | | | | | | | <0.01 | 0.0686 | <0.01 |

# Time Series

Constituent: Molybdenum (mg/L) Analysis Run 7/9/2020 3:07 PM View: Time Series - All Data

Plant Miller Client: Southern Company Data: Miller Ash Pond

| | GS-AP-MW-13 (bg) | GS-AP-MW-8 (bg) | MR-AP-MW-1 | MR-AP-MW-2 | MR-AP-MW-3D | MR-AP-MW-3S | MR-AP-MW-4 | MR-AP-MW-5 | MR-AP-PZ-5 |
|---|---|---|---|---|---|---|---|---|---|
| 10/9/2018 | | | 0.00745 (J) | <0.01 | 0.0228 | 0.0377 | | | |
| 10/16/2018 | | <0.01 | | | | | | | |
| 10/17/2018 | <0.01 | | | | | | | | |
| 4/16/2019 | <0.01 | <0.01 | | | | | | | |
| 4/22/2019 | | | | | | 0.068 | | | |
| 4/23/2019 | | | | | | | | 0.0731 | <0.01 |
| 4/24/2019 | | | | | | | | | |
| 4/29/2019 | | | | | 0.0265 | | <0.01 | | |
| 5/1/2019 | | | 0.00932 (J) | <0.01 | | | | | |
| 8/27/2019 | | | 0.00563 (J) | <0.01 | 0.026 | 0.0557 | <0.01 | | |
| 8/28/2019 | | | | | | | | 0.0709 | |
| 8/29/2019 | | | | | | | | | <0.01 |
| 9/24/2019 | | <0.01 | | | | | | | |
| 3/2/2020 | | | | | | | | 0.0725 | <0.01 |
| 3/3/2020 | | | | <0.01 | 0.024 | 0.0648 | | | |
| 3/4/2020 | | | | | | | <0.01 | | |
| 3/9/2020 | | | 0.0142 | | | | | | |
| 3/10/2020 | | | | | | | | | |
| 3/18/2020 | | <0.01 | | | | | | | |

# Time Series

Constituent: Molybdenum (mg/L) Analysis Run 7/9/2020 3:07 PM View: Time Series - All Data

Plant Miller Client: Southern Company Data: Miller Ash Pond

| | MR-AP-MW-6 | MR-AP-MW-7D | MR-AP-MW-7S | MR-AP-MW-8D | MR-AP-MW-8S | MR-AP-MW-9D | MR-AP-MW-9S | MR-AP-MW-10 | MR-AP-MW-11 |
|---|---|---|---|---|---|---|---|---|---|
| 7/19/2016 | | | | | | | | | |
| 7/20/2016 | | | | | | <0.01 | <0.01 | | |
| 7/21/2016 | | 0.0155 | 0.0283 | | | | | | |
| 7/25/2016 | | | | 0.0173 | 0.0453 | | | 0.115 | <0.01 |
| 7/26/2016 | 0.00707 (J) | | | | | | | | |
| 8/2/2016 | | | | | | | | | |
| 8/3/2016 | | | | | | | | | |
| 9/20/2016 | | | | | | | | | |
| 9/21/2016 | | | | | | | | | |
| 9/26/2016 | | | | | | | | | |
| 9/27/2016 | | 0.0133 | 0.029 | | 0.0485 | | <0.01 | 0.0985 | <0.01 |
| 9/28/2016 | 0.00623 (J) | | | 0.0242 | | <0.01 | | | |
| 10/25/2016 | | | | | | | | | |
| 10/31/2016 | | | | | | | | 0.0971 | |
| 11/1/2016 | 0.0059 (J) | 0.012 | 0.0262 | 0.0228 | 0.0393 | <0.01 | | | <0.01 |
| 11/2/2016 | | | | | | | <0.01 | | |
| 12/13/2016 | | | | | | | | | |
| 1/9/2017 | 0.00476 (J) | | | | | | | | |
| 1/10/2017 | | 0.0108 | 0.028 | 0.0195 | 0.0393 | <0.01 | | | |
| 1/11/2017 | | | | | | | | 0.0866 | |
| 1/12/2017 | | | | | | | <0.01 | | <0.01 |
| 2/6/2017 | | | | | | | | | |
| 2/8/2017 | | | | | | | | | |
| 2/13/2017 | 0.00615 (J) | | | | | | | | <0.01 |
| 2/14/2017 | | 0.0102 | 0.0293 | | 0.0422 | | | 0.0895 | |
| 2/15/2017 | | | | 0.0197 | | <0.01 | <0.01 | | |
| 3/28/2017 | | | | | | | | | |
| 3/29/2017 | | | | | | | | | |
| 4/3/2017 | 0.00623 (J) | | | | | | | | |
| 4/4/2017 | | 0.0089 (J) | 0.0284 | 0.0236 | 0.0535 | <0.01 | | | <0.01 |
| 4/6/2017 | | | | | | | <0.01 | 0.0812 | |
| 4/24/2017 | | | | | | | | | |
| 4/26/2017 | | | | | | | | | |
| 5/15/2017 | | | | | | | | | |
| 5/16/2017 | 0.00662 (J) | 0.00836 (J) | 0.0281 | | 0.05 | | | | <0.01 |
| 5/17/2017 | | | | 0.027 | | <0.01 | <0.01 | 0.0741 | |
| 6/7/2017 | | | | | | | | | |
| 6/12/2017 | 0.00613 (J) | | | | | | | | |
| 6/13/2017 | | 0.00732 (J) | 0.0255 | 0.026 | 0.0454 | <0.01 | | 0.0719 | |
| 6/14/2017 | | | | | | | <0.01 | | <0.01 |
| 1/29/2018 | | 0.00815 (J) | | | | | | | |
| 1/30/2018 | | | 0.032 | 0.033 | 0.0681 | <0.01 | <0.01 | | |
| 1/31/2018 | | | | | | | | 0.0943 | |
| 2/1/2018 | 0.00656 (J) | | | | | | | | <0.01 |
| 2/19/2018 | | | | | | | | | |
| 2/20/2018 | | | | | | | | | |
| 5/7/2018 | | | | | | | | | |
| 5/8/2018 | | | | | | <0.01 | <0.01 | | <0.01 |
| 5/9/2018 | 0.00525 (J) | 0.00604 (J) | 0.0278 | 0.00842 (J) | 0.0259 | | | | |
| 5/10/2018 | | | | | | | | 0.069 | |
| 5/15/2018 | | | | | | | | | |
| 10/8/2018 | 0.00565 (J) | | | | | | | 0.0951 | |

# Time Series

Constituent: Molybdenum (mg/L) Analysis Run 7/9/2020 3:07 PM View: Time Series - All Data

Plant Miller Client: Southern Company Data: Miller Ash Pond

| | MR-AP-MW-6 | MR-AP-MW-7D | MR-AP-MW-7S | MR-AP-MW-8D | MR-AP-MW-8S | MR-AP-MW-9D | MR-AP-MW-9S | MR-AP-MW-10 | MR-AP-MW-11 |
|---|---|---|---|---|---|---|---|---|---|
| 10/9/2018 | | 0.00618 (J) | 0.0302 | 0.0168 | 0.0532 | <0.01 | <0.01 | | <0.01 |
| 10/16/2018 | | | | | | | | | |
| 10/17/2018 | | | | | | | | | |
| 4/16/2019 | | | | | | | | | |
| 4/22/2019 | | | | | | | | | |
| 4/23/2019 | 0.00479 (J) | | | | | | | | |
| 4/24/2019 | | 0.00612 (J) | 0.0325 | 0.00699 (J) | 0.0298 | <0.01 | <0.01 | 0.121 | |
| 4/29/2019 | | | | | | | | | |
| 5/1/2019 | | | | | | | | | <0.01 |
| 8/27/2019 | | | | | | <0.01 | <0.01 | | |
| 8/28/2019 | 0.00285 (J) | 0.00531 (J) | 0.0349 | 0.0104 | 0.0592 | | | | <0.01 |
| 8/29/2019 | | | | | | | | 0.158 | |
| 9/24/2019 | | | | | | | | | |
| 3/2/2020 | | | | | | | | | |
| 3/3/2020 | 0.00282 (J) | 0.00727 (J) | 0.0344 | 0.00259 (J) | 0.00692 (J) | <0.01 | <0.01 | | <0.01 |
| 3/4/2020 | | | | | | | | | |
| 3/9/2020 | | | | | | | | 0.223 | |
| 3/10/2020 | | | | | | | | | |
| 3/18/2020 | | | | | | | | | |

# Time Series

Constituent: Molybdenum (mg/L) Analysis Run 7/9/2020 3:07 PM View: Time Series - All Data

Plant Miller Client: Southern Company Data: Miller Ash Pond

| | MR-AP-MW-12 | MR-AP-MW-13D | MR-AP-MW-13S | MR-AP-MW-14 | MR-AP-MW-15 | MR-AP-MW-16 |
|---|---|---|---|---|---|---|
| 7/19/2016 | | | | | <0.01 | 0.0204 |
| 7/20/2016 | 0.0267 | <0.01 | <0.01 | <0.01 | | |
| 7/21/2016 | | | | | | |
| 7/25/2016 | | | | | | |
| 7/26/2016 | | | | | | |
| 8/2/2016 | | | | | | |
| 8/3/2016 | | | | | | |
| 9/20/2016 | | | | | | |
| 9/21/2016 | | | | | | |
| 9/26/2016 | | | | <0.01 | <0.01 | 0.00799 (J) |
| 9/27/2016 | 0.0362 | <0.01 | <0.01 | | | |
| 9/28/2016 | | | | | | |
| 10/25/2016 | | | | | | |
| 10/31/2016 | | | | <0.01 | <0.01 | 0.0458 |
| 11/1/2016 | 0.0329 | <0.01 | <0.01 | | | |
| 11/2/2016 | | | | | | |
| 12/13/2016 | | | | | | |
| 1/9/2017 | | | | <0.01 | <0.01 | 0.00431 (J) |
| 1/10/2017 | | | | | | |
| 1/11/2017 | 0.0322 | <0.01 | <0.01 | | | |
| 1/12/2017 | | | | | | |
| 2/6/2017 | | | | | | |
| 2/8/2017 | | | | | | |
| 2/13/2017 | | | | | | |
| 2/14/2017 | | | | <0.01 | <0.01 | 0.0255 |
| 2/15/2017 | 0.0374 | <0.01 | <0.01 | | | |
| 3/28/2017 | | | | | | |
| 3/29/2017 | | | | | | |
| 4/3/2017 | | | | | | 0.0119 |
| 4/4/2017 | 0.036 | <0.01 | | <0.01 | <0.01 | |
| 4/6/2017 | | | <0.01 | | | |
| 4/24/2017 | | | | | | |
| 4/26/2017 | | | | | | |
| 5/15/2017 | 0.0365 | | | | | |
| 5/16/2017 | | | | | <0.01 | 0.00405 (J) |
| 5/17/2017 | | <0.01 | <0.01 | <0.01 | | |
| 6/7/2017 | | | | | | |
| 6/12/2017 | | | | | <0.01 | 0.0216 |
| 6/13/2017 | | <0.01 | <0.01 | <0.01 | | |
| 6/14/2017 | 0.0368 | | | | | |
| 1/29/2018 | | | | | | |
| 1/30/2018 | 0.113 | | | | | |
| 1/31/2018 | | <0.01 | <0.01 | | <0.01 | |
| 2/1/2018 | | | | <0.01 | | 0.00829 (J) |
| 2/19/2018 | | | | | | |
| 2/20/2018 | | | | | | |
| 5/7/2018 | | | | | <0.01 | 0.0256 |
| 5/8/2018 | 0.119 | <0.01 | <0.01 | <0.01 | | |
| 5/9/2018 | | | | | | |
| 5/10/2018 | | | | | | |
| 5/15/2018 | | | | | | |
| 10/8/2018 | 0.31 | | | | | |

# Time Series

Constituent: Molybdenum (mg/L) Analysis Run 7/9/2020 3:07 PM View: Time Series - All Data

Plant Miller Client: Southern Company Data: Miller Ash Pond

| | MR-AP-MW-12 | MR-AP-MW-13D | MR-AP-MW-13S | MR-AP-MW-14 | MR-AP-MW-15 | MR-AP-MW-16 |
|---|---|---|---|---|---|---|
| 10/9/2018 | | <0.01 | <0.01 | <0.01 | <0.01 | 0.0114 |
| 10/16/2018 | | | | | | |
| 10/17/2018 | | | | | | |
| 4/16/2019 | | | | | | |
| 4/22/2019 | | | | | | |
| 4/23/2019 | | | | | | |
| 4/24/2019 | | <0.01 | <0.01 | <0.01 | <0.01 | 0.0148 |
| 4/29/2019 | | | | | | |
| 5/1/2019 | | | | | | |
| 8/27/2019 | | | | | | |
| 8/28/2019 | 0.646 | | | <0.01 | <0.01 | 0.107 |
| 8/29/2019 | | <0.01 | <0.01 | | | |
| 9/24/2019 | | | | | | |
| 3/2/2020 | | | | | | |
| 3/3/2020 | | | | | | 0.025 |
| 3/4/2020 | | | | <0.01 | <0.01 | |
| 3/9/2020 | | <0.01 | <0.01 | | | |
| 3/10/2020 | 0.49 | | | | | |
| 3/18/2020 | | | | | | |

# Time Series

Constituent: Molybdenum (mg/L) Analysis Run 7/9/2020 3:07 PM View: Time Series - All Data

Plant Miller Client: Southern Company Data: Miller Ash Pond

| | MR-AP-MW-4V | MR-AP-MW-6V | MR-AP-MW-17H | MR-AP-MW-18H | MR-AP-MW-20H | MR-AP-MW-20HS | MR-AP-MW-21 (bg) | MR-AP-MW-24 | MR-AP-MW-25 |
|---|---|---|---|---|---|---|---|---|---|
| 2/20/2019 | | | | | | | | | |
| 3/4/2019 | | | | | | | | <0.01 | 1.55 |
| 3/5/2019 | 0.00512 (J) | 0.0065 (J) | | | | | | | |
| 3/6/2019 | | | <0.01 | 0.00498 (J) | 0.0391 | <0.01 | 0.00411 (J) | | |
| 8/27/2019 | 0.00763 (J) | | <0.01 | 0.0131 | | | | | |
| 8/28/2019 | | 0.00782 (J) | | | | | 0.00208 (J) | | |
| 9/3/2019 | | | | | 0.055 | <0.01 | | | |
| 9/24/2019 | | | | | | | | | |
| 3/3/2020 | | 0.00777 (J) | | | | | | | |
| 3/4/2020 | <0.01 | | | | | | | | |
| 3/5/2020 | | | | | | | | | |
| 3/9/2020 | | | | | | | <0.01 | | |
| 3/10/2020 | | | <0.01 | 0.00972 (J) | 0.0593 | <0.01 | | | |
| 3/25/2020 | | | | | | | | | |

# Time Series

Constituent: Molybdenum (mg/L) Analysis Run 7/9/2020 3:07 PM View: Time Series - All Data

Plant Miller Client: Southern Company Data: Miller Ash Pond

| | MR-AP-MW-26 | MR-AP-MW-33H | MR-AP-MW-23 | MR-AP-MW-32H | MR-AP-MW-34H | MR-AP-MW-19HA | MR-AP-MW-30H | MR-AP-MW-37H | MR-AP-MW-28H |
|---|---|---|---|---|---|---|---|---|---|
| 2/20/2019 | | | | | | | | | |
| 3/4/2019 | 0.325 | | | | | | | | |
| 3/5/2019 | | | | | | | | | |
| 3/6/2019 | | | | | | | | | |
| 8/27/2019 | | | | | | | | | |
| 8/28/2019 | | | | | | | | | |
| 9/3/2019 | | | | | | | | | |
| 9/24/2019 | | | | | | | | | |
| 3/3/2020 | | | | | | | | | |
| 3/4/2020 | | | | | | | | | |
| 3/5/2020 | | 0.0139 | | | | | | | |
| 3/9/2020 | | | 0.005 (J) | | 0.00255 (J) | <0.01 | | <0.01 | <0.01 |
| 3/10/2020 | | | | 0.0129 | | | 0.00436 (J) | | |
| 3/25/2020 | | | | | | | | | |

# Time Series

Constituent: Molybdenum (mg/L) Analysis Run 7/9/2020 3:07 PM View: Time Series - All Data

Plant Miller Client: Southern Company Data: Miller Ash Pond

| | MR-AP-MW-35H | GS-AP-MW-17V ... |
|---|---|---|
| 2/20/2019 | | 0.00577 (J) |
| 3/4/2019 | | |
| 3/5/2019 | | |
| 3/6/2019 | | |
| 8/27/2019 | | |
| 8/28/2019 | | |
| 9/3/2019 | | |
| 9/24/2019 | | 0.00906 (J) |
| 3/3/2020 | | |
| 3/4/2020 | | |
| 3/5/2020 | | |
| 3/9/2020 | | |
| 3/10/2020 | 0.00217 (J) | |
| 3/25/2020 | | 0.00508 (J) |

Sanitas™ v.9.6.24 Sanitas software licensed to Southern Company. UG

## Time Series

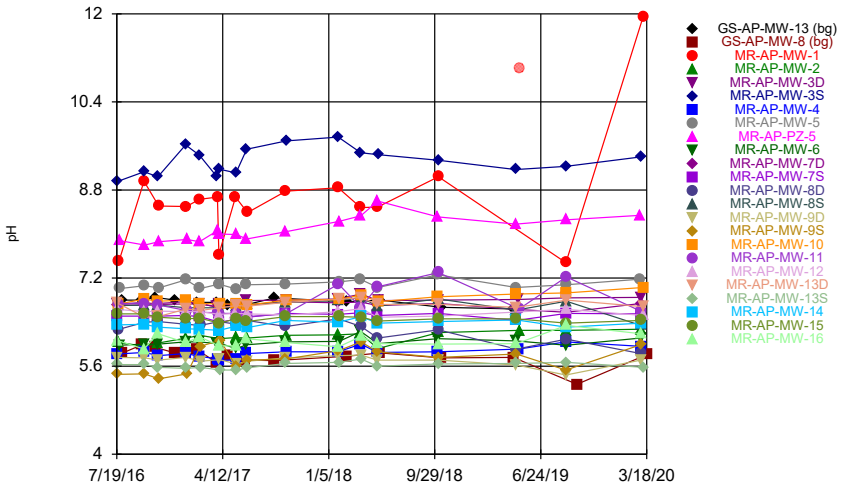


Constituent: pH Analysis Run 7/9/2020 3:05 PM View: Time Series - All Data

Plant Miller Client: Southern Company Data: Miller Ash Pond

Sanitas™ v.9.6.24 Sanitas software licensed to Southern Company. UG

## Time Series

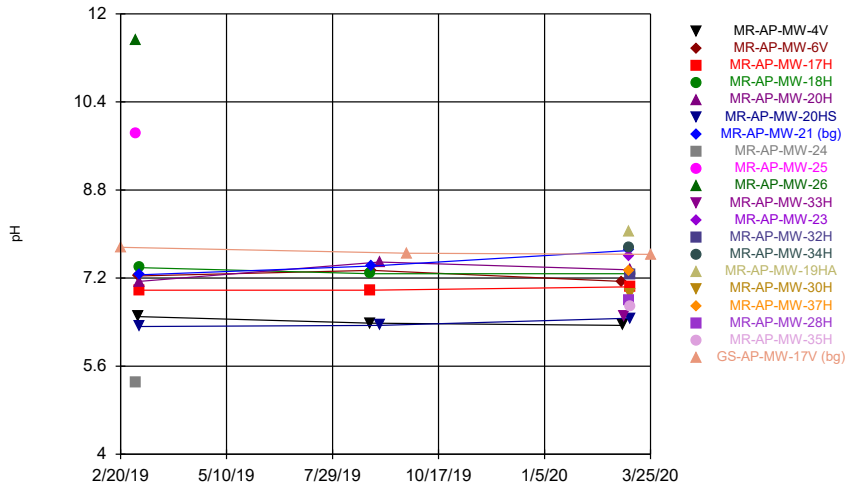


Constituent: pH Analysis Run 7/9/2020 3:05 PM View: Time Series - All Data

Plant Miller Client: Southern Company Data: Miller Ash Pond

Sanitas™ v.9.6.24 Sanitas software licensed to Southern Company. UG

Hollow symbols indicate censored values.

## Time Series

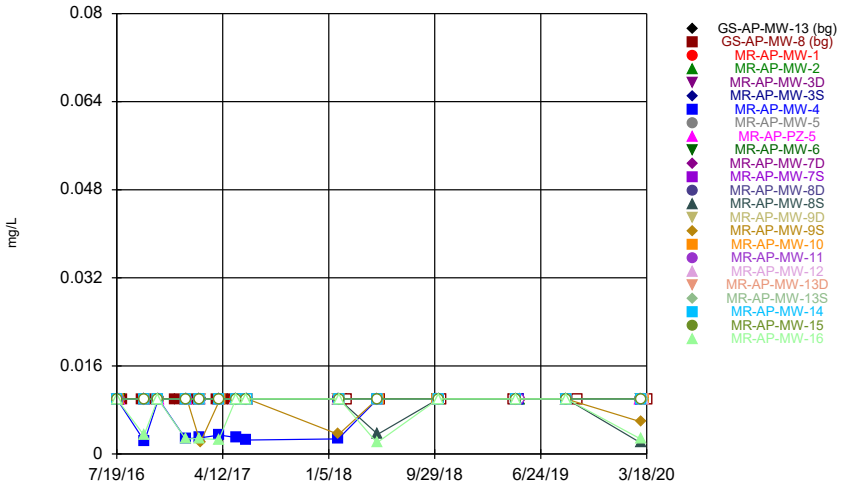


Constituent: Selenium Analysis Run 7/9/2020 3:05 PM View: Time Series - All Data

Plant Miller Client: Southern Company Data: Miller Ash Pond

Sanitas™ v.9.6.24 Sanitas software licensed to Southern Company. UG

Hollow symbols indicate censored values.

## Time Series

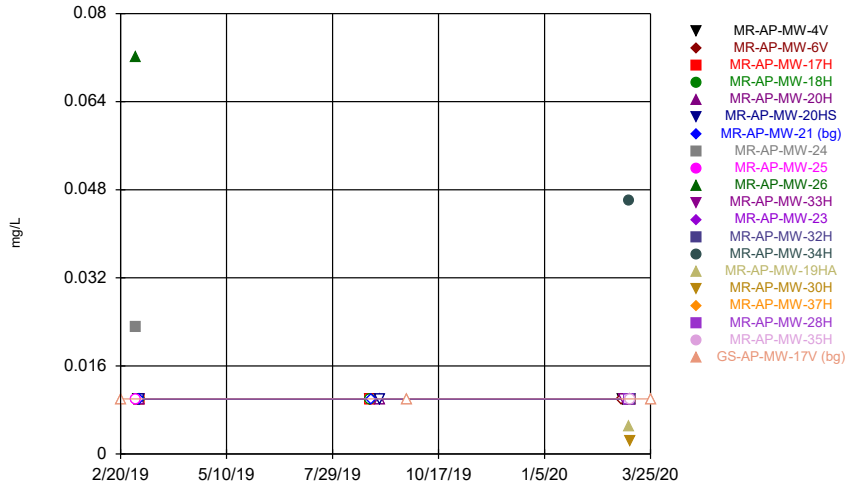


Constituent: Selenium Analysis Run 7/9/2020 3:05 PM View: Time Series - All Data

Plant Miller Client: Southern Company Data: Miller Ash Pond

# Time Series

Constituent: pH (pH) Analysis Run 7/9/2020 3:07 PM View: Time Series - All Data

Plant Miller Client: Southern Company Data: Miller Ash Pond

| | GS-AP-MW-13 (bg) | GS-AP-MW-8 (bg) | MR-AP-MW-1 | MR-AP-MW-2 | MR-AP-MW-3D | MR-AP-MW-3S | MR-AP-MW-4 | MR-AP-MW-5 | MR-AP-PZ-5 |
|---|---|---|---|---|---|---|---|---|---|
| 7/19/2016 | | | | | 6.72 | 8.95 | 5.82 | | |
| 7/20/2016 | | | | | | | | | |
| 7/21/2016 | | | | | | | | | |
| 7/25/2016 | | | 7.52 | 6.03 | | | | | |
| 7/26/2016 | | | | | | | | 7.01 | 7.88 |
| 8/2/2016 | 6.8 | | | | | | | | |
| 8/3/2016 | | 5.84 | | | | | | | |
| 9/20/2016 | 6.8 | | | | | | | | |
| 9/21/2016 | | 5.99 | | | | | | | |
| 9/26/2016 | | | 8.96 | | 6.76 | 9.13 | | | |
| 9/27/2016 | | | | | | | 5.85 | | |
| 9/28/2016 | | | | 5.96 | | | | 7.06 | 7.8 |
| 10/25/2016 | 6.85 | 5.94 | | | | | | | |
| 10/31/2016 | | | | | 6.72 | 9.04 | | | |
| 11/1/2016 | | | | 6.02 | | | 5.79 | | |
| 11/2/2016 | | | 8.51 | | | | | 7.02 | 7.86 |
| 12/13/2016 | 6.8 | 5.84 | | | | | | | |
| 1/9/2017 | | | | | 6.73 | 9.62 | 5.83 | | |
| 1/10/2017 | | | | | | | | 7.17 | |
| 1/11/2017 | | | 8.5 | 6.11 | | | | | |
| 1/12/2017 | | | | | | | | | 7.9 |
| 2/6/2017 | | 5.9 | | | | | | | |
| 2/8/2017 | 6.76 | | | | | | | | |
| 2/13/2017 | | | 8.63 | | 6.73 | 9.43 | 5.78 | | 7.86 |
| 2/14/2017 | | | | 6.16 | | | | 7.01 | |
| 2/15/2017 | | | | | | | | | |
| 3/28/2017 | | 5.67 | | | | | | | |
| 3/29/2017 | 6.76 | | | | 6.68 | 9.04 | | | |
| 3/30/2017 | | | 8.67 | | | | 5.73 | | 8.06 |
| 4/3/2017 | | | 7.63 | | 6.73 | 9.18 | | 7.09 | 8 |
| 4/4/2017 | | | | 6.1 | | | 5.7 | | |
| 4/6/2017 | | | | | | | | | |
| 4/24/2017 | | 5.79 | | | | | | | |
| 4/26/2017 | 6.71 | | | | | | | | |
| 5/15/2017 | | | 8.67 | | | | | | |
| 5/16/2017 | | | | 6.12 | 6.71 | 9.11 | 5.72 | | |
| 5/17/2017 | | | | | | | | 7 | 7.99 |
| 6/7/2017 | 6.71 | 5.71 | | | | | | | |
| 6/12/2017 | | | | | 6.79 | 9.54 | 5.83 | 7.08 | 7.91 |
| 6/13/2017 | | | | | | | | | |
| 6/14/2017 | | | 8.39 | 6.11 | | | | | |
| 8/21/2017 | | 5.7 | | | | | | | |
| 8/22/2017 | 6.84 | | | | | | | | |
| 9/18/2017 | | | | | | | | 7.09 | 8.04 |
| 9/19/2017 | | | 8.78 | | | | | | |
| 9/20/2017 | | | | 6.16 | 6.8 | 9.69 | 5.86 | | |
| 9/21/2017 | | | | | | | | | |
| 1/29/2018 | | | 8.84 | | 6.82 | 9.76 | 5.86 | | |
| 1/30/2018 | | | | 6.17 | | | | | |
| 1/31/2018 | | | | | | | | 7.13 | 8.23 |
| 2/19/2018 | | 5.78 | | | | | | | |
| 2/20/2018 | 6.77 | | | | | | | | |

# Time Series

Constituent: pH (pH) Analysis Run 7/9/2020 3:07 PM View: Time Series - All Data

Plant Miller Client: Southern Company Data: Miller Ash Pond

| | GS-AP-MW-13 (bg) | GS-AP-MW-8 (bg) | MR-AP-MW-1 | MR-AP-MW-2 | MR-AP-MW-3D | MR-AP-MW-3S | MR-AP-MW-4 | MR-AP-MW-5 | MR-AP-PZ-5 |
|---|---|---|---|---|---|---|---|---|---|
| 3/27/2018 | | | 8.48 (D) | 6.19 (D) | 6.91 (D) | 9.475 (D) | 6 (D) | 7.175 (D) | 8.33 (D) |
| 3/28/2018 | | | | | | | | | |
| 5/7/2018 | | | | | | | | | |
| 5/8/2018 | | | | | | | | | |
| 5/9/2018 | | | 8.49 | 5.92 | | | 5.85 | 7.03 | 8.6 |
| 5/10/2018 | | | | | 6.79 | 9.44 | | | |
| 5/15/2018 | 6.8 | 5.84 | | | | | | | |
| 10/8/2018 | | | | | | | 5.86 | 7.26 | 8.31 |
| 10/9/2018 | | | 9.04 | 6.21 | 6.8 | 9.34 | | | |
| 10/16/2018 | | 5.75 (D) | | | | | | | |
| 10/17/2018 | 6.67 (D) | | | | | | | | |
| 4/16/2019 | 6.64 | 5.76 | | | | | | | |
| 4/22/2019 | | | | | | 9.17 | | | |
| 4/23/2019 | | | | | | | | 7.03 | 8.18 |
| 4/24/2019 | | | | | | | | | |
| 4/29/2019 | | | | | 6.81 | | 5.91 | | |
| 5/1/2019 | | | 11.01 (o) | 6.25 | | | | | |
| 8/27/2019 | | | 7.48 | 6.25 | 6.84 | 9.23 | 6.04 | | |
| 8/28/2019 | | | | | | | | 7.08 | |
| 8/29/2019 | | | | | | | | | 8.26 |
| 9/24/2019 | | 5.27 | | | | | | | |
| 3/2/2020 | | | | | | | | 7.18 | 8.34 |
| 3/3/2020 | | | | 6.27 | 6.85 | 9.4 | | | |
| 3/4/2020 | | | | | | | 5.96 | | |
| 3/9/2020 | | | 11.95 | | | | | | |
| 3/10/2020 | | | | | | | | | |
| 3/18/2020 | | 5.81 | | | | | | | |

# Time Series

Constituent: pH (pH) Analysis Run 7/9/2020 3:07 PM View: Time Series - All Data

Plant Miller Client: Southern Company Data: Miller Ash Pond

| | MR-AP-MW-6 | MR-AP-MW-7D | MR-AP-MW-7S | MR-AP-MW-8D | MR-AP-MW-8S | MR-AP-MW-9D | MR-AP-MW-9S | MR-AP-MW-10 | MR-AP-MW-11 |
|---|---|---|---|---|---|---|---|---|---|
| 7/19/2016 | | | | | | | | | |
| 7/20/2016 | | | | | | 5.76 | 5.45 | | |
| 7/21/2016 | | 6.71 | 6.51 | | | | | | |
| 7/25/2016 | | | | 6.27 | 6.7 | | | 6.73 | 6.74 |
| 7/26/2016 | 5.98 | | | | | | | | |
| 8/2/2016 | | | | | | | | | |
| 8/3/2016 | | | | | | | | | |
| 9/20/2016 | | | | | | | | | |
| 9/21/2016 | | | | | | | | | |
| 9/26/2016 | | | | | | | | | |
| 9/27/2016 | | 6.71 | 6.51 | | 6.71 | | 5.46 | 6.82 | 6.74 |
| 9/28/2016 | 6 | | | 6.4 | | 5.75 | | | |
| 10/25/2016 | | | | | | | | | |
| 10/31/2016 | | | | | | | | 6.78 | |
| 11/1/2016 | 6 | 6.74 | 6.51 | 6.41 | 6.71 | 5.71 | | | 6.71 |
| 11/2/2016 | | | | | | | 5.37 | | |
| 12/13/2016 | | | | | | | | | |
| 1/9/2017 | 6.04 | | | | | | | | |
| 1/10/2017 | | 6.77 | 6.52 | 6.36 | 6.66 | 5.76 | | | |
| 1/11/2017 | | | | | | | | 6.8 | |
| 1/12/2017 | | | | | | | 5.46 | | 6.61 |
| 2/6/2017 | | | | | | | | | |
| 2/8/2017 | | | | | | | | | |
| 2/13/2017 | 6.04 | | | | | | | | 6.58 |
| 2/14/2017 | | 6.74 | 6.5 | | 6.66 | | | 6.74 | |
| 2/15/2017 | | | | 6.34 | | 5.69 | 5.96 | | |
| 3/28/2017 | | | | | | | | | |
| 3/29/2017 | 6.01 | | | | | | | | |
| 3/30/2017 | | | | | | | | | 6.57 |
| 4/3/2017 | 6.02 | | | | | | | | |
| 4/4/2017 | | 6.66 | 6.4 | 6.41 | 6.66 | 5.72 | | | 6.56 |
| 4/6/2017 | | | | | | | 6.07 | 6.73 | |
| 4/24/2017 | | | | | | | | | |
| 4/26/2017 | | | | | | | | | |
| 5/15/2017 | | | | | | | | | |
| 5/16/2017 | 5.92 | 6.69 | 6.45 | | 6.68 | | | | 6.56 |
| 5/17/2017 | | | | 6.36 | | 5.64 | 5.59 | 6.73 | |
| 6/7/2017 | | | | | | | | | |
| 6/12/2017 | 5.99 | | | | | | | | |
| 6/13/2017 | | 6.71 | 6.49 | 6.43 | 6.72 | 5.69 | | 6.71 | |
| 6/14/2017 | | | | | | | 5.71 | | 6.5 |
| 8/21/2017 | | | | | | | | | |
| 8/22/2017 | | | | | | | | | |
| 9/18/2017 | 6.04 | 6.77 | 6.56 | | | | | | |
| 9/19/2017 | | | | 6.32 | 6.76 | 5.75 | 5.73 | | 6.55 |
| 9/20/2017 | | | | | | | | | |
| 9/21/2017 | | | | | | | | 6.8 | |
| 1/29/2018 | | 6.75 | | | | | | | |
| 1/30/2018 | | | 6.54 | 6.46 | 6.79 | 5.79 | 5.88 | | 7.09 |
| 1/31/2018 | 6.05 | | | | | | | 6.81 | |
| 2/19/2018 | | | | | | | | | |
| 2/20/2018 | | | | | | | | | |

# Time Series

Constituent: pH (pH) Analysis Run 7/9/2020 3:07 PM View: Time Series - All Data

Plant Miller Client: Southern Company Data: Miller Ash Pond

| | MR-AP-MW-6 | MR-AP-MW-7D | MR-AP-MW-7S | MR-AP-MW-8D | MR-AP-MW-8S | MR-AP-MW-9D | MR-AP-MW-9S | MR-AP-MW-10 | MR-AP-MW-11 |
|---|---|---|---|---|---|---|---|---|---|
| 3/27/2018 | 6.23 (D) | 6.765 (D) | 6.57 (D) | | | | | | 6.665 (D) |
| 3/28/2018 | | | | 6.32 (D) | 6.845 (D) | 5.8 (D) | 6.04 (D) | 6.895 (D) | |
| 5/7/2018 | | | | | | | | | |
| 5/8/2018 | | | | | | 5.71 | 5.86 | | 7.04 |
| 5/9/2018 | 6.01 | 6.7 | 6.52 | 6.11 | 6.69 | | | | |
| 5/10/2018 | | | | | | | | 6.77 | |
| 5/15/2018 | | | | | | | | | |
| 10/8/2018 | 6.1 | | | | | | | 6.86 | |
| 10/9/2018 | | 6.74 | 6.56 | 6.26 | 6.82 | 5.71 | 5.76 | | 7.3 |
| 10/16/2018 | | | | | | | | | |
| 10/17/2018 | | | | | | | | | |
| 4/16/2019 | | | | | | | | | |
| 4/22/2019 | | | | | | | | | |
| 4/23/2019 | 6.06 | | | | | | | | |
| 4/24/2019 | | 6.63 | 6.43 | 5.91 | 6.62 | 5.62 | 5.82 | 6.91 | |
| 4/29/2019 | | | | | | | | | |
| 5/1/2019 | | | | | | | | | 6.64 |
| 8/27/2019 | | | | | | 5.44 | 5.53 | | |
| 8/28/2019 | 5.98 | 6.58 | 6.56 | 6.09 | 6.78 | | | | 7.22 |
| 8/29/2019 | | | | | | | | 6.93 | |
| 9/24/2019 | | | | | | | | | |
| 3/2/2020 | | | | | | | | | |
| 3/3/2020 | 6.11 | 6.74 | 6.55 | 5.83 | 6.34 | 5.71 | 5.99 | | 6.6 |
| 3/4/2020 | | | | | | | | | |
| 3/9/2020 | | | | | | | | 7.03 | |
| 3/10/2020 | | | | | | | | | |
| 3/18/2020 | | | | | | | | | |

# Time Series

Constituent: pH (pH) Analysis Run 7/9/2020 3:07 PM View: Time Series - All Data

Plant Miller Client: Southern Company Data: Miller Ash Pond

| | MR-AP-MW-12 | MR-AP-MW-13D | MR-AP-MW-13S | MR-AP-MW-14 | MR-AP-MW-15 | MR-AP-MW-16 |
|---|---|---|---|---|---|---|
| 7/19/2016 | | | | | 6.55 | 6.07 |
| 7/20/2016 | 6.63 | 6.75 | 5.63 | 6.35 | | |
| 7/21/2016 | | | | | | |
| 7/25/2016 | | | | | | |
| 7/26/2016 | | | | | | |
| 8/2/2016 | | | | | | |
| 8/3/2016 | | | | | | |
| 9/20/2016 | | | | | | |
| 9/21/2016 | | | | | | |
| 9/26/2016 | | | | 6.36 | 6.55 | 5.91 |
| 9/27/2016 | 6.59 | 6.49 | 5.63 | | | |
| 9/28/2016 | | | | | | |
| 10/25/2016 | | | | | | |
| 10/31/2016 | | | | 6.31 | 6.49 | 6.19 |
| 11/1/2016 | 6.6 | 6.5 | 5.58 | | | |
| 11/2/2016 | | | | | | |
| 12/13/2016 | | | | | | |
| 1/9/2017 | | | | 6.28 | 6.46 | 6.03 |
| 1/10/2017 | | | | | | |
| 1/11/2017 | 6.59 | 6.64 | 5.56 | | | |
| 1/12/2017 | | | | | | |
| 2/6/2017 | | | | | | |
| 2/8/2017 | | | | | | |
| 2/13/2017 | | | | | | |
| 2/14/2017 | | | | 6.27 | 6.47 | 6.13 |
| 2/15/2017 | 6.59 | 6.61 | 5.58 | | | |
| 3/28/2017 | | | | | | |
| 3/29/2017 | | | | | | |
| 3/30/2017 | | | | | | |
| 4/3/2017 | | | | | | 5.97 |
| 4/4/2017 | 6.54 | 6.66 | | 6.25 | 6.38 | |
| 4/6/2017 | | | 5.53 | | | |
| 4/24/2017 | | | | | | |
| 4/26/2017 | | | | | | |
| 5/15/2017 | 6.56 | | | | | |
| 5/16/2017 | | | | | 6.46 | 5.97 |
| 5/17/2017 | | 6.7 | 5.53 | 6.33 | | |
| 6/7/2017 | | | | | | |
| 6/12/2017 | | | | | 6.41 | 6.1 |
| 6/13/2017 | | 6.69 | 5.57 | 6.3 | | |
| 6/14/2017 | 6.55 | | | | | |
| 8/21/2017 | | | | | | |
| 8/22/2017 | | | | | | |
| 9/18/2017 | | | | | | |
| 9/19/2017 | | 6.76 | 5.65 | 6.43 | 6.5 | 6.03 |
| 9/20/2017 | | | | | | |
| 9/21/2017 | 6.53 | | | | | |
| 1/29/2018 | | | | | | |
| 1/30/2018 | 6.59 | | | 6.4 | | 5.95 |
| 1/31/2018 | | 6.81 | 5.67 | | 6.5 | |
| 2/19/2018 | | | | | | |
| 2/20/2018 | | | | | | |

# Time Series

Constituent: pH (pH) Analysis Run 7/9/2020 3:07 PM View: Time Series - All Data

Plant Miller Client: Southern Company Data: Miller Ash Pond

| | MR-AP-MW-12 | MR-AP-MW-13D | MR-AP-MW-13S | MR-AP-MW-14 | MR-AP-MW-15 | MR-AP-MW-16 |
|---|---|---|---|---|---|---|
| 3/27/2018 | | | | | | |
| 3/28/2018 | 6.645 (D) | 6.845 (D) | 5.73 (D) | 6.5 (D) | 6.49 (D) | 6.14 (D) |
| 5/7/2018 | | | | | 6.42 | 6.01 |
| 5/8/2018 | 6.49 | 6.72 | 5.6 | 6.38 | | |
| 5/9/2018 | | | | | | |
| 5/10/2018 | | | | | | |
| 5/15/2018 | | | | | | |
| 10/8/2018 | 6.51 | | | | | |
| 10/9/2018 | | 6.72 | 5.64 | 6.41 | 6.46 | 6 |
| 10/16/2018 | | | | | | |
| 10/17/2018 | | | | | | |
| 4/16/2019 | | | | | | |
| 4/22/2019 | | | | | | |
| 4/23/2019 | | | | | | |
| 4/24/2019 | | 6.67 | 5.65 | 6.44 | 6.46 | 6.01 |
| 4/29/2019 | | | | | | |
| 5/1/2019 | | | | | | |
| 8/27/2019 | | | | | | |
| 8/28/2019 | 6.63 | | | 6.31 | 6.38 | 6.34 |
| 8/29/2019 | | 6.8 | 5.67 | | | |
| 9/24/2019 | | | | | | |
| 3/2/2020 | | | | | | |
| 3/3/2020 | | | | | | 6.19 |
| 3/4/2020 | | | | 6.38 | 6.43 | |
| 3/9/2020 | | 6.68 | 5.58 | | | |
| 3/10/2020 | 6.52 | | | | | |
| 3/18/2020 | | | | | | |

# Time Series

Constituent: pH (pH) Analysis Run 7/9/2020 3:07 PM View: Time Series - All Data

Plant Miller Client: Southern Company Data: Miller Ash Pond

| | MR-AP-MW-4V | MR-AP-MW-6V | MR-AP-MW-17H | MR-AP-MW-18H | MR-AP-MW-20H | MR-AP-MW-20HS | MR-AP-MW-21 (bg) | MR-AP-MW-24 | MR-AP-MW-25 |
|---|---|---|---|---|---|---|---|---|---|
| 2/20/2019 | | | | | | | | | |
| 3/4/2019 | | | | | | | | 5.3 | 9.83 |
| 3/5/2019 | 6.5 | 7.24 | | | | | | | |
| 3/6/2019 | | | 6.98 | 7.39 | 7.14 | 6.32 | 7.26 | | |
| 8/27/2019 | 6.38 | | 6.98 | 7.28 | | | | | |
| 8/28/2019 | | 7.34 | | | | | 7.42 | | |
| 9/3/2019 | | | | | 7.49 | 6.34 | | | |
| 9/24/2019 | | | | | | | | | |
| 3/3/2020 | | 7.14 | | | | | | | |
| 3/4/2020 | 6.34 | | | | | | | | |
| 3/5/2020 | | | | | | | | | |
| 3/9/2020 | | | | | | | 7.7 | | |
| 3/10/2020 | | | 7.04 | 7.28 | 7.35 | 6.47 | | | |
| 3/25/2020 | | | | | | | | | |

# Time Series

Constituent: pH (pH) Analysis Run 7/9/2020 3:07 PM View: Time Series - All Data

Plant Miller Client: Southern Company Data: Miller Ash Pond

| | MR-AP-MW-26 | MR-AP-MW-33H | MR-AP-MW-23 | MR-AP-MW-32H | MR-AP-MW-34H | MR-AP-MW-19HA | MR-AP-MW-30H | MR-AP-MW-37H | MR-AP-MW-28H |
|---|---|---|---|---|---|---|---|---|---|
| 2/20/2019 | | | | | | | | | |
| 3/4/2019 | 11.53 | | | | | | | | |
| 3/5/2019 | | | | | | | | | |
| 3/6/2019 | | | | | | | | | |
| 8/27/2019 | | | | | | | | | |
| 8/28/2019 | | | | | | | | | |
| 9/3/2019 | | | | | | | | | |
| 9/24/2019 | | | | | | | | | |
| 3/3/2020 | | | | | | | | | |
| 3/4/2020 | | | | | | | | | |
| 3/5/2020 | | 6.51 | | | | | | | |
| 3/9/2020 | | | 7.6 | | 7.76 | 8.05 | | 7.33 | 6.8 |
| 3/10/2020 | | | | 7.27 | | | 6.91 | | |
| 3/25/2020 | | | | | | | | | |

# Time Series

Constituent: pH (pH) Analysis Run 7/9/2020 3:07 PM View: Time Series - All Data

Plant Miller Client: Southern Company Data: Miller Ash Pond

| | MR-AP-MW-35H | GS-AP-MW-17V ... |
|---|---|---|
| 2/20/2019 | | 7.76 |
| 3/4/2019 | | |
| 3/5/2019 | | |
| 3/6/2019 | | |
| 8/27/2019 | | |
| 8/28/2019 | | |
| 9/3/2019 | | |
| 9/24/2019 | | 7.65 |
| 3/3/2020 | | |
| 3/4/2020 | | |
| 3/5/2020 | | |
| 3/9/2020 | | |
| 3/10/2020 | 6.69 | |
| 3/25/2020 | | 7.63 |

# Time Series

Constituent: Selenium (mg/L) Analysis Run 7/9/2020 3:07 PM View: Time Series - All Data

Plant Miller Client: Southern Company Data: Miller Ash Pond

| | GS-AP-MW-13 (bg) | GS-AP-MW-8 (bg) | MR-AP-MW-1 | MR-AP-MW-2 | MR-AP-MW-3D | MR-AP-MW-3S | MR-AP-MW-4 | MR-AP-MW-5 | MR-AP-PZ-5 |
|---|---|---|---|---|---|---|---|---|---|
| 7/19/2016 | | | | | <0.01 | <0.01 | <0.01 | | |
| 7/20/2016 | | | | | | | | | |
| 7/21/2016 | | | | | | | | | |
| 7/25/2016 | | | <0.01 | <0.01 | | | | | |
| 7/26/2016 | | | | | | | | <0.01 | <0.01 |
| 8/2/2016 | 0.01 | | | | | | | | |
| 8/3/2016 | | 0.01 | | | | | | | |
| 9/20/2016 | 0.01 | | | | | | | | |
| 9/21/2016 | | 0.01 | | | | | | | |
| 9/26/2016 | | | <0.01 | | <0.01 | <0.01 | | | |
| 9/27/2016 | | | | | | | 0.0023 (J) | | |
| 9/28/2016 | | | | <0.01 | | | | <0.01 | <0.01 |
| 10/25/2016 | 0.01 | 0.01 | | | | | | | |
| 10/31/2016 | | | | | <0.01 | <0.01 | | | |
| 11/1/2016 | | | | <0.01 | | | <0.01 | | |
| 11/2/2016 | | | <0.01 | | | | | <0.01 | <0.01 |
| 12/13/2016 | 0.01 | 0.01 | | | | | | | |
| 1/9/2017 | | | | | <0.01 | <0.01 | 0.00278 (J) | | |
| 1/10/2017 | | | | | | | | <0.01 | |
| 1/11/2017 | | | <0.01 | <0.01 | | | | | |
| 1/12/2017 | | | | | | | | | <0.01 |
| 2/6/2017 | | 0.01 | | | | | | | |
| 2/8/2017 | 0.01 | | | | | | | | |
| 2/13/2017 | | | <0.01 | | <0.01 | <0.01 | 0.00291 (J) | | <0.01 |
| 2/14/2017 | | | | <0.01 | | | | <0.01 | |
| 2/15/2017 | | | | | | | | | |
| 3/28/2017 | | 0.01 | | | | | | | |
| 3/29/2017 | 0.01 | | | | | | | | |
| 4/3/2017 | | | <0.01 | | <0.01 | <0.01 | | <0.01 | <0.01 |
| 4/4/2017 | | | | <0.01 | | | 0.00343 (J) | | |
| 4/6/2017 | | | | | | | | | |
| 4/24/2017 | | 0.01 | | | | | | | |
| 4/26/2017 | 0.01 | | | | | | | | |
| 5/15/2017 | | | <0.01 | | | | | | |
| 5/16/2017 | | | | <0.01 | <0.01 | <0.01 | 0.003 (J) | | |
| 5/17/2017 | | | | | | | | <0.01 | <0.01 |
| 6/7/2017 | <0.01 | <0.01 | | | | | | | |
| 6/12/2017 | | | | | <0.01 | <0.01 | 0.00255 (J) | <0.01 | <0.01 |
| 6/13/2017 | | | | | | | | | |
| 6/14/2017 | | | <0.01 | <0.01 | | | | | |
| 1/29/2018 | | | | | <0.01 | <0.01 | 0.00273 (J) | | |
| 1/30/2018 | | | | | | | | | |
| 1/31/2018 | | | | | | | | | |
| 2/1/2018 | | | <0.01 | <0.01 | | | | <0.01 | <0.01 |
| 2/19/2018 | | <0.01 | | | | | | | |
| 2/20/2018 | <0.01 | | | | | | | | |
| 5/7/2018 | | | | | | | | | |
| 5/8/2018 | | | | | | | | | |
| 5/9/2018 | | | <0.01 | <0.01 | | | <0.01 | <0.01 | <0.01 |
| 5/10/2018 | | | | | <0.01 | <0.01 | | | |
| 5/15/2018 | <0.01 | <0.01 | | | | | | | |
| 10/8/2018 | | | | | | | <0.01 | <0.01 | <0.01 |

# Time Series

Constituent: Selenium (mg/L) Analysis Run 7/9/2020 3:07 PM View: Time Series - All Data

Plant Miller Client: Southern Company Data: Miller Ash Pond

| | GS-AP-MW-13 (bg) | GS-AP-MW-8 (bg) | MR-AP-MW-1 | MR-AP-MW-2 | MR-AP-MW-3D | MR-AP-MW-3S | MR-AP-MW-4 | MR-AP-MW-5 | MR-AP-PZ-5 |
|---|---|---|---|---|---|---|---|---|---|
| 10/9/2018 | | | <0.01 | <0.01 | <0.01 | <0.01 | | | |
| 10/16/2018 | | <0.01 | | | | | | | |
| 10/17/2018 | <0.01 | | | | | | | | |
| 4/16/2019 | <0.01 | <0.01 | | | | | | | |
| 4/22/2019 | | | | | | <0.01 | | | |
| 4/23/2019 | | | | | | | | <0.01 | <0.01 |
| 4/24/2019 | | | | | | | | | |
| 4/29/2019 | | | | | <0.01 | | <0.01 | | |
| 5/1/2019 | | | <0.01 | <0.01 | | | | | |
| 8/27/2019 | | | <0.01 | <0.01 | <0.01 | <0.01 | <0.01 | | |
| 8/28/2019 | | | | | | | | <0.01 | |
| 8/29/2019 | | | | | | | | | <0.01 |
| 9/24/2019 | | <0.01 | | | | | | | |
| 3/2/2020 | | | | | | | | <0.01 | <0.01 |
| 3/3/2020 | | | | <0.01 | <0.01 | <0.01 | | | |
| 3/4/2020 | | | | | | | <0.01 | | |
| 3/9/2020 | | | <0.01 | | | | | | |
| 3/10/2020 | | | | | | | | | |
| 3/18/2020 | | <0.01 | | | | | | | |

# Time Series

Constituent: Selenium (mg/L) Analysis Run 7/9/2020 3:07 PM View: Time Series - All Data

Plant Miller Client: Southern Company Data: Miller Ash Pond

| | MR-AP-MW-6 | MR-AP-MW-7D | MR-AP-MW-7S | MR-AP-MW-8D | MR-AP-MW-8S | MR-AP-MW-9D | MR-AP-MW-9S | MR-AP-MW-10 | MR-AP-MW-11 |
|---|---|---|---|---|---|---|---|---|---|
| 7/19/2016 | | | | | | | | | |
| 7/20/2016 | | | | | | <0.01 | <0.01 | | |
| 7/21/2016 | | <0.01 | <0.01 | | | | | | |
| 7/25/2016 | | | | <0.01 | <0.01 | | | <0.01 | <0.01 |
| 7/26/2016 | <0.01 | | | | | | | | |
| 8/2/2016 | | | | | | | | | |
| 8/3/2016 | | | | | | | | | |
| 9/20/2016 | | | | | | | | | |
| 9/21/2016 | | | | | | | | | |
| 9/26/2016 | | | | | | | | | |
| 9/27/2016 | | <0.01 | <0.01 | | <0.01 | | <0.01 | <0.01 | <0.01 |
| 9/28/2016 | <0.01 | | | <0.01 | | <0.01 | | | |
| 10/25/2016 | | | | | | | | | |
| 10/31/2016 | | | | | | | | <0.01 | |
| 11/1/2016 | <0.01 | <0.01 | <0.01 | <0.01 | <0.01 | <0.01 | | | <0.01 |
| 11/2/2016 | | | | | | | <0.01 | | |
| 12/13/2016 | | | | | | | | | |
| 1/9/2017 | <0.01 | | | | | | | | |
| 1/10/2017 | | <0.01 | <0.01 | <0.01 | <0.01 | <0.01 | | | |
| 1/11/2017 | | | | | | | | <0.01 | |
| 1/12/2017 | | | | | | | <0.01 | | <0.01 |
| 2/6/2017 | | | | | | | | | |
| 2/8/2017 | | | | | | | | | |
| 2/13/2017 | <0.01 | | | | | | | | <0.01 |
| 2/14/2017 | | <0.01 | <0.01 | | <0.01 | | | <0.01 | |
| 2/15/2017 | | | | <0.01 | | <0.01 | 0.00211 (J) | | |
| 3/28/2017 | | | | | | | | | |
| 3/29/2017 | | | | | | | | | |
| 4/3/2017 | <0.01 | | | | | | | | |
| 4/4/2017 | | <0.01 | <0.01 | <0.01 | <0.01 | <0.01 | | | <0.01 |
| 4/6/2017 | | | | | | | <0.01 | <0.01 | |
| 4/24/2017 | | | | | | | | | |
| 4/26/2017 | | | | | | | | | |
| 5/15/2017 | | | | | | | | | |
| 5/16/2017 | <0.01 | <0.01 | <0.01 | | <0.01 | | | | <0.01 |
| 5/17/2017 | | | | <0.01 | | <0.01 | <0.01 | <0.01 | |
| 6/7/2017 | | | | | | | | | |
| 6/12/2017 | <0.01 | | | | | | | | |
| 6/13/2017 | | <0.01 | <0.01 | <0.01 | <0.01 | <0.01 | | <0.01 | |
| 6/14/2017 | | | | | | | <0.01 | | <0.01 |
| 1/29/2018 | | <0.01 | | | | | | | |
| 1/30/2018 | | | <0.01 | <0.01 | <0.01 | <0.01 | 0.00357 (J) | | |
| 1/31/2018 | | | | | | | | <0.01 | |
| 2/1/2018 | <0.01 | | | | | | | | <0.01 |
| 2/19/2018 | | | | | | | | | |
| 2/20/2018 | | | | | | | | | |
| 5/7/2018 | | | | | | | | | |
| 5/8/2018 | | | | | | <0.01 | <0.01 | | <0.01 |
| 5/9/2018 | <0.01 | <0.01 | <0.01 | <0.01 | 0.00359 (J) | | | | |
| 5/10/2018 | | | | | | | | <0.01 | |
| 5/15/2018 | | | | | | | | | |
| 10/8/2018 | <0.01 | | | | | | | <0.01 | |

# Time Series

Constituent: Selenium (mg/L) Analysis Run 7/9/2020 3:07 PM View: Time Series - All Data

Plant Miller Client: Southern Company Data: Miller Ash Pond

| | MR-AP-MW-6 | MR-AP-MW-7D | MR-AP-MW-7S | MR-AP-MW-8D | MR-AP-MW-8S | MR-AP-MW-9D | MR-AP-MW-9S | MR-AP-MW-10 | MR-AP-MW-11 |
|---|---|---|---|---|---|---|---|---|---|
| 10/9/2018 | | <0.01 | <0.01 | <0.01 | <0.01 | <0.01 | <0.01 | | <0.01 |
| 10/16/2018 | | | | | | | | | |
| 10/17/2018 | | | | | | | | | |
| 4/16/2019 | | | | | | | | | |
| 4/22/2019 | | | | | | | | | |
| 4/23/2019 | <0.01 | | | | | | | | |
| 4/24/2019 | | <0.01 | <0.01 | <0.01 | <0.01 | <0.01 | <0.01 | <0.01 | |
| 4/29/2019 | | | | | | | | | |
| 5/1/2019 | | | | | | | | | <0.01 |
| 8/27/2019 | | | | | | <0.01 | <0.01 | | |
| 8/28/2019 | <0.01 | <0.01 | <0.01 | <0.01 | <0.01 | | | | <0.01 |
| 8/29/2019 | | | | | | | | <0.01 | |
| 9/24/2019 | | | | | | | | | |
| 3/2/2020 | | | | | | | | | |
| 3/3/2020 | <0.01 | <0.01 | <0.01 | <0.01 | 0.00202 (J) | <0.01 | 0.00584 (J) | | <0.01 |
| 3/4/2020 | | | | | | | | | |
| 3/9/2020 | | | | | | | | <0.01 | |
| 3/10/2020 | | | | | | | | | |
| 3/18/2020 | | | | | | | | | |

# Time Series

Constituent: Selenium (mg/L) Analysis Run 7/9/2020 3:07 PM View: Time Series - All Data

Plant Miller Client: Southern Company Data: Miller Ash Pond

| | MR-AP-MW-12 | MR-AP-MW-13D | MR-AP-MW-13S | MR-AP-MW-14 | MR-AP-MW-15 | MR-AP-MW-16 |
|---|---|---|---|---|---|---|
| 7/19/2016 | | | | | <0.01 | <0.01 |
| 7/20/2016 | <0.01 | <0.01 | <0.01 | <0.01 | | |
| 7/21/2016 | | | | | | |
| 7/25/2016 | | | | | | |
| 7/26/2016 | | | | | | |
| 8/2/2016 | | | | | | |
| 8/3/2016 | | | | | | |
| 9/20/2016 | | | | | | |
| 9/21/2016 | | | | | | |
| 9/26/2016 | | | | <0.01 | <0.01 | 0.00341 (J) |
| 9/27/2016 | <0.01 | <0.01 | <0.01 | | | |
| 9/28/2016 | | | | | | |
| 10/25/2016 | | | | | | |
| 10/31/2016 | | | | <0.01 | <0.01 | <0.01 |
| 11/1/2016 | <0.01 | <0.01 | <0.01 | | | |
| 11/2/2016 | | | | | | |
| 12/13/2016 | | | | | | |
| 1/9/2017 | | | | <0.01 | <0.01 | 0.00273 (J) |
| 1/10/2017 | | | | | | |
| 1/11/2017 | <0.01 | <0.01 | <0.01 | | | |
| 1/12/2017 | | | | | | |
| 2/6/2017 | | | | | | |
| 2/8/2017 | | | | | | |
| 2/13/2017 | | | | | | |
| 2/14/2017 | | | | <0.01 | <0.01 | 0.00281 (J) |
| 2/15/2017 | <0.01 | <0.01 | <0.01 | | | |
| 3/28/2017 | | | | | | |
| 3/29/2017 | | | | | | |
| 4/3/2017 | | | | | | 0.00262 (J) |
| 4/4/2017 | <0.01 | <0.01 | | <0.01 | <0.01 | |
| 4/6/2017 | | | <0.01 | | | |
| 4/24/2017 | | | | | | |
| 4/26/2017 | | | | | | |
| 5/15/2017 | <0.01 | | | | | |
| 5/16/2017 | | | | | <0.01 | <0.01 |
| 5/17/2017 | | <0.01 | <0.01 | <0.01 | | |
| 6/7/2017 | | | | | | |
| 6/12/2017 | | | | | <0.01 | <0.01 |
| 6/13/2017 | | <0.01 | <0.01 | <0.01 | | |
| 6/14/2017 | <0.01 | | | | | |
| 1/29/2018 | | | | | | |
| 1/30/2018 | <0.01 | | | | | |
| 1/31/2018 | | <0.01 | <0.01 | | <0.01 | |
| 2/1/2018 | | | | <0.01 | | <0.01 |
| 2/19/2018 | | | | | | |
| 2/20/2018 | | | | | | |
| 5/7/2018 | | | | | <0.01 | 0.00204 (J) |
| 5/8/2018 | <0.01 | <0.01 | <0.01 | <0.01 | | |
| 5/9/2018 | | | | | | |
| 5/10/2018 | | | | | | |
| 5/15/2018 | | | | | | |
| 10/8/2018 | <0.01 | | | | | |

# Time Series

Constituent: Selenium (mg/L) Analysis Run 7/9/2020 3:07 PM View: Time Series - All Data

Plant Miller Client: Southern Company Data: Miller Ash Pond

| | MR-AP-MW-12 | MR-AP-MW-13D | MR-AP-MW-13S | MR-AP-MW-14 | MR-AP-MW-15 | MR-AP-MW-16 |
|---|---|---|---|---|---|---|
| 10/9/2018 | | <0.01 | <0.01 | <0.01 | <0.01 | <0.01 |
| 10/16/2018 | | | | | | |
| 10/17/2018 | | | | | | |
| 4/16/2019 | | | | | | |
| 4/22/2019 | | | | | | |
| 4/23/2019 | | | | | | |
| 4/24/2019 | | <0.01 | <0.01 | <0.01 | <0.01 | <0.01 |
| 4/29/2019 | | | | | | |
| 5/1/2019 | | | | | | |
| 8/27/2019 | | | | | | |
| 8/28/2019 | <0.01 | | | <0.01 | <0.01 | <0.01 |
| 8/29/2019 | | <0.01 | <0.01 | | | |
| 9/24/2019 | | | | | | |
| 3/2/2020 | | | | | | |
| 3/3/2020 | | | | | | 0.00271 (J) |
| 3/4/2020 | | | | <0.01 | <0.01 | |
| 3/9/2020 | | <0.01 | <0.01 | | | |
| 3/10/2020 | <0.01 | | | | | |
| 3/18/2020 | | | | | | |

# Time Series

Constituent: Selenium (mg/L) Analysis Run 7/9/2020 3:07 PM View: Time Series - All Data

Plant Miller Client: Southern Company Data: Miller Ash Pond

| | MR-AP-MW-4V | MR-AP-MW-6V | MR-AP-MW-17H | MR-AP-MW-18H | MR-AP-MW-20H | MR-AP-MW-20HS | MR-AP-MW-21 (bg) | MR-AP-MW-24 | MR-AP-MW-25 |
|---|---|---|---|---|---|---|---|---|---|
| 2/20/2019 | | | | | | | | | |
| 3/4/2019 | | | | | | | | 0.0231 | <0.01 |
| 3/5/2019 | <0.01 | <0.01 | | | | | | | |
| 3/6/2019 | | | <0.01 | <0.01 | <0.01 | <0.01 | <0.01 | | |
| 8/27/2019 | <0.01 | | <0.01 | <0.01 | | | | | |
| 8/28/2019 | | <0.01 | | | | | <0.01 | | |
| 9/3/2019 | | | | | <0.01 | <0.01 | | | |
| 9/24/2019 | | | | | | | | | |
| 3/3/2020 | | <0.01 | | | | | | | |
| 3/4/2020 | <0.01 | | | | | | | | |
| 3/5/2020 | | | | | | | | | |
| 3/9/2020 | | | | | | | <0.01 | | |
| 3/10/2020 | | | <0.01 | <0.01 | <0.01 | <0.01 | | | |
| 3/25/2020 | | | | | | | | | |

# Time Series

Constituent: Selenium (mg/L) Analysis Run 7/9/2020 3:07 PM View: Time Series - All Data

Plant Miller Client: Southern Company Data: Miller Ash Pond

| | MR-AP-MW-26 | MR-AP-MW-33H | MR-AP-MW-23 | MR-AP-MW-32H | MR-AP-MW-34H | MR-AP-MW-19HA | MR-AP-MW-30H | MR-AP-MW-37H | MR-AP-MW-28H |
|---|---|---|---|---|---|---|---|---|---|
| 2/20/2019 | | | | | | | | | |
| 3/4/2019 | 0.072 | | | | | | | | |
| 3/5/2019 | | | | | | | | | |
| 3/6/2019 | | | | | | | | | |
| 8/27/2019 | | | | | | | | | |
| 8/28/2019 | | | | | | | | | |
| 9/3/2019 | | | | | | | | | |
| 9/24/2019 | | | | | | | | | |
| 3/3/2020 | | | | | | | | | |
| 3/4/2020 | | | | | | | | | |
| 3/5/2020 | | <0.01 | | | | | | | |
| 3/9/2020 | | | <0.01 | | 0.0461 | 0.00512 (J) | | <0.01 | <0.01 |
| 3/10/2020 | | | | <0.01 | | | 0.00228 (J) | | |
| 3/25/2020 | | | | | | | | | |

# Time Series

Constituent: Selenium (mg/L) Analysis Run 7/9/2020 3:07 PM View: Time Series - All Data

Plant Miller Client: Southern Company Data: Miller Ash Pond

| | MR-AP-MW-35H | GS-AP-MW-17V ... |
|---|---|---|
| 2/20/2019 | | <0.01 |
| 3/4/2019 | | |
| 3/5/2019 | | |
| 3/6/2019 | | |
| 8/27/2019 | | |
| 8/28/2019 | | |
| 9/3/2019 | | |
| 9/24/2019 | | <0.01 |
| 3/3/2020 | | |
| 3/4/2020 | | |
| 3/5/2020 | | |
| 3/9/2020 | | |
| 3/10/2020 | <0.01 | |
| 3/25/2020 | | <0.01 |

Sanitas™ v.9.6.24 Sanitas software licensed to Southern Company. UG

## Time Series

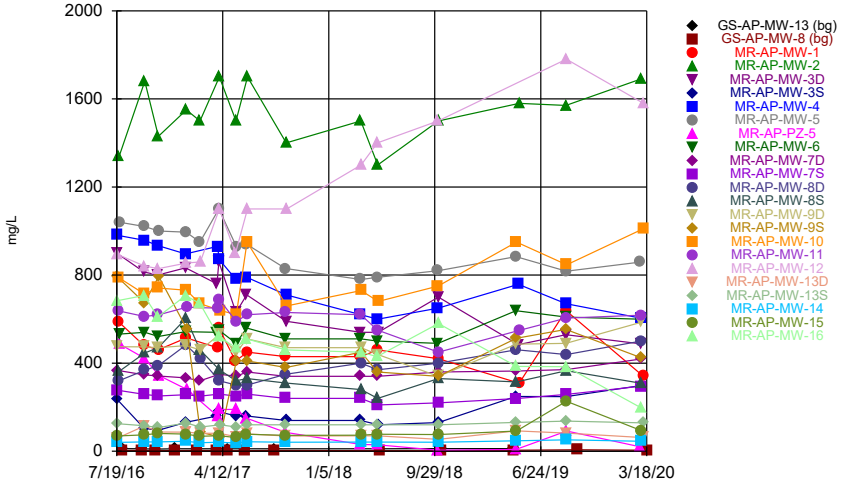


Constituent: Sulfate Analysis Run 7/9/2020 3:05 PM View: Time Series - All Data
Plant Miller Client: Southern Company Data: Miller Ash Pond

Sanitas™ v.9.6.24 Sanitas software licensed to Southern Company. UG

## Time Series

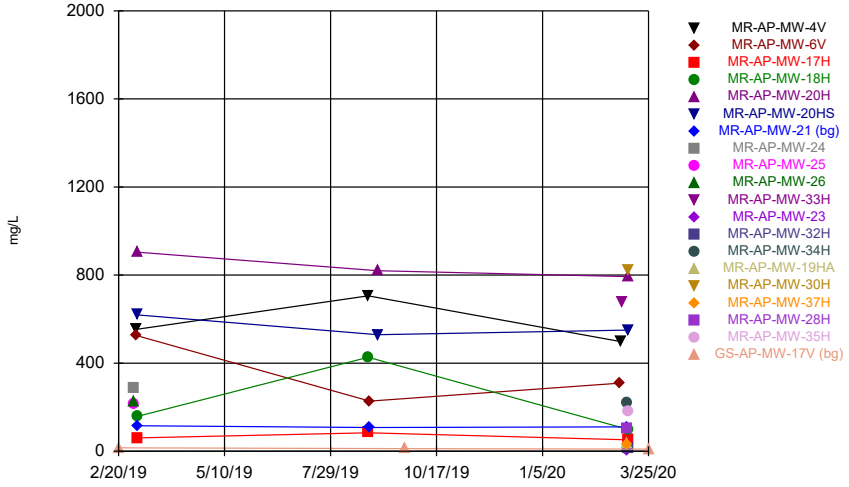


Constituent: Sulfate Analysis Run 7/9/2020 3:05 PM View: Time Series - All Data
Plant Miller Client: Southern Company Data: Miller Ash Pond

Sanitas™ v.9.6.24 Sanitas software licensed to Southern Company. UG

## Time Series

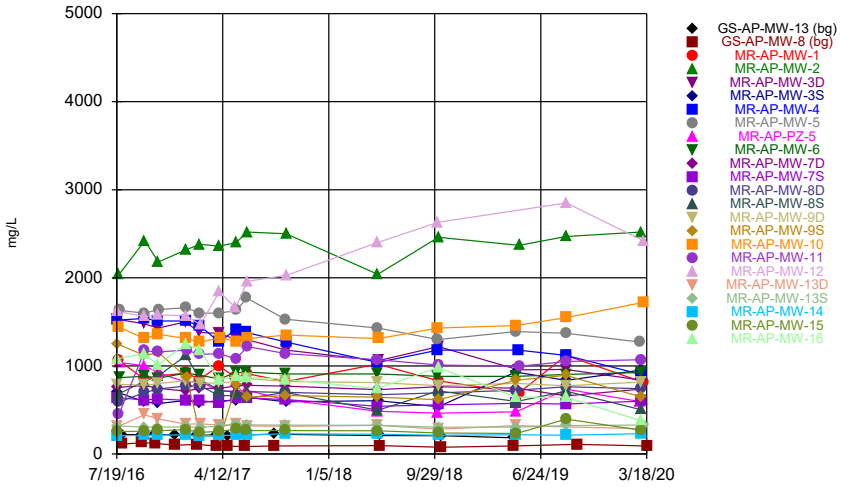


Constituent: TDS Analysis Run 7/9/2020 3:05 PM View: Time Series - All Data
Plant Miller Client: Southern Company Data: Miller Ash Pond

Sanitas™ v.9.6.24 Sanitas software licensed to Southern Company. UG

## Time Series

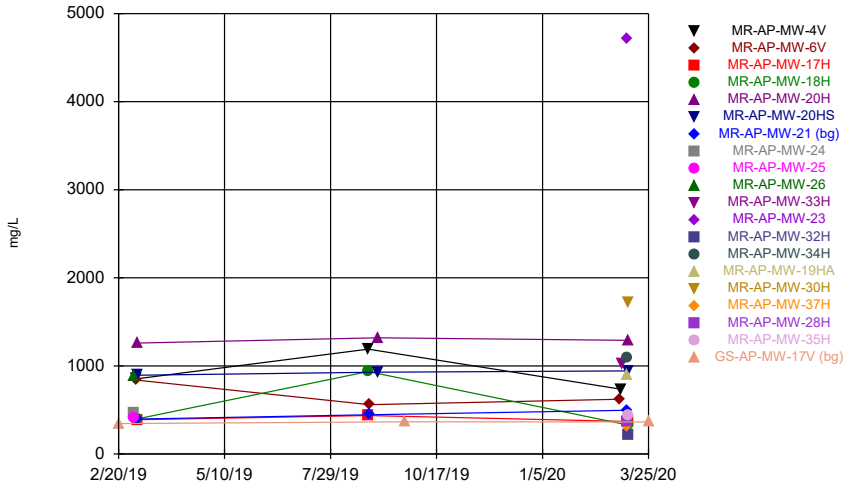


Constituent: TDS Analysis Run 7/9/2020 3:05 PM View: Time Series - All Data
Plant Miller Client: Southern Company Data: Miller Ash Pond

# Time Series

Constituent: Sulfate (mg/L) Analysis Run 7/9/2020 3:07 PM View: Time Series - All Data

Plant Miller Client: Southern Company Data: Miller Ash Pond

| | GS-AP-MW-13 (bg) | GS-AP-MW-8 (bg) | MR-AP-MW-1 | MR-AP-MW-2 | MR-AP-MW-3D | MR-AP-MW-3S | MR-AP-MW-4 | MR-AP-MW-5 | MR-AP-PZ-5 |
|---|---|---|---|---|---|---|---|---|---|
| 7/19/2016 | | | | | 900 | 237 | 981 | | |
| 7/20/2016 | | | | | | | | | |
| 7/21/2016 | | | | | | | | | |
| 7/25/2016 | | | 585 | 1340 | | | | | |
| 7/26/2016 | | | | | | | | 1040 | 487 |
| 8/2/2016 | 12 | | | | | | | | |
| 8/3/2016 | | 4.2 | | | | | | | |
| 9/20/2016 | 11.2 | | | | | | | | |
| 9/21/2016 | | 4.27 | | | | | | | |
| 9/26/2016 | | | 480 | | 814 | 105 | | | |
| 9/27/2016 | | | | | | | 958 | | |
| 9/28/2016 | | | | 1680 | | | | 1020 | 422 |
| 10/25/2016 | 10.1 | 2.78 | | | | | | | |
| 10/31/2016 | | | | | 800 | 94.9 | | | |
| 11/1/2016 | | | | 1430 | | | 933 | | |
| 11/2/2016 | | | 462 | | | | | 1000 | 345 |
| 12/13/2016 | 11.4 | 3.18 | | | | | | | |
| 1/9/2017 | | | | | 833 | 131 | 896 | | |
| 1/10/2017 | | | | | | | | 995 | |
| 1/11/2017 | | | 515 | 1550 | | | | | |
| 1/12/2017 | | | | | | | | | 281 |
| 2/6/2017 | | 3.74 | | | | | | | |
| 2/8/2017 | 10.9 | | | | | | | | |
| 2/14/2017 | | | | 1500 | | | | 950 | |
| 2/15/2017 | | | | | | | | | |
| 3/28/2017 | | 3.4 (JD) | | | | | | | |
| 3/29/2017 | 11 (D) | | | | 760 | 160 | | | |
| 3/30/2017 | | | 470 | | | | 930 | | 160 |
| 4/3/2017 | | | 560 | | 860 | 180 | | 1100 | 190 |
| 4/4/2017 | | | | 1700 | | | 870 | | |
| 4/6/2017 | | | | | | | | | |
| 4/24/2017 | | 2.7 (JD) | | | | | | | |
| 4/26/2017 | 11 (D) | | | | | | | | |
| 5/15/2017 | | | 410 | | | | | | |
| 5/16/2017 | | | | 1500 | 630 | 160 | 780 | | |
| 5/17/2017 | | | | | | | | 930 | 190 |
| 6/7/2017 | 11 | 2.7 (J) | | | | | | | |
| 6/12/2017 | | | | | 710 | 160 | 790 | 940 | 150 |
| 6/13/2017 | | | | | | | | | |
| 6/14/2017 | | | 450 | 1700 | | | | | |
| 8/21/2017 | | 3.9 (J) | | | | | | | |
| 8/22/2017 | 11 | | | | | | | | |
| 9/18/2017 | | | | | | | | 830 | 86 |
| 9/19/2017 | | | 430 | | | | | | |
| 9/20/2017 | | | | 1400 | 590 | 140 | 710 | | |
| 9/21/2017 | | | | | | | | | |
| 3/27/2018 | | | 430 | 1500 | 540 | 140 | 620 | 780 | 31 |
| 3/28/2018 | | | | | | | | | |
| 5/7/2018 | | | | | | | | | |
| 5/8/2018 | | | | | | | | | |
| 5/9/2018 | | | 460 | 1300 | | | 600 | 790 | 29 |
| 5/10/2018 | | | | | 540 | 120 | | | |

# Time Series

Constituent: Sulfate (mg/L) Analysis Run 7/9/2020 3:07 PM View: Time Series - All Data

Plant Miller Client: Southern Company Data: Miller Ash Pond

| | GS-AP-MW-13 (bg) | GS-AP-MW-8 (bg) | MR-AP-MW-1 | MR-AP-MW-2 | MR-AP-MW-3D | MR-AP-MW-3S | MR-AP-MW-4 | MR-AP-MW-5 | MR-AP-PZ-5 |
|---|---|---|---|---|---|---|---|---|---|
| 5/15/2018 | 11 | 2.5 (J) | | | | | | | |
| 10/8/2018 | | | | | | | 650 | 820 | 4.7 (J) |
| 10/9/2018 | | | 420 | 1500 | 700 | 130 | | | |
| 10/16/2018 | | 2.4 (J) | | | | | | | |
| 10/17/2018 | 12 | | | | | | | | |
| 4/16/2019 | 12.1 | 4.53 | | | | | | | |
| 4/22/2019 | | | | | | 249 | | | |
| 4/23/2019 | | | | | | | | 884 | 8.17 |
| 4/24/2019 | | | | | | | | | |
| 4/29/2019 | | | | | 484 | | 758 | | |
| 5/1/2019 | | | 309 | 1580 | | | | | |
| 8/27/2019 | | | 639 | 1570 | 529 | 248 | 670 | | |
| 8/28/2019 | | | | | | | | 818 | |
| 8/29/2019 | | | | | | | | | 92 |
| 9/24/2019 | | 6.61 | | | | | | | |
| 3/2/2020 | | | | | | | | 859 | 19.8 |
| 3/3/2020 | | | | 1690 | 488 | 298 | | | |
| 3/4/2020 | | | | | | | 604 | | |
| 3/9/2020 | | | 341 | | | | | | |
| 3/10/2020 | | | | | | | | | |
| 3/18/2020 | | 4.86 | | | | | | | |

# Time Series

Constituent: Sulfate (mg/L) Analysis Run 7/9/2020 3:07 PM View: Time Series - All Data

Plant Miller Client: Southern Company Data: Miller Ash Pond

| | MR-AP-MW-6 | MR-AP-MW-7D | MR-AP-MW-7S | MR-AP-MW-8D | MR-AP-MW-8S | MR-AP-MW-9D | MR-AP-MW-9S | MR-AP-MW-10 | MR-AP-MW-11 |
|---|---|---|---|---|---|---|---|---|---|
| 7/19/2016 | | | | | | | | | |
| 7/20/2016 | | | | | | 475 | 793 | | |
| 7/21/2016 | | 367 | 277 | | | | | | |
| 7/25/2016 | | | | 321 | 363 | | | 787 | 637 |
| 7/26/2016 | 532 | | | | | | | | |
| 8/2/2016 | | | | | | | | | |
| 8/3/2016 | | | | | | | | | |
| 9/20/2016 | | | | | | | | | |
| 9/21/2016 | | | | | | | | | |
| 9/26/2016 | | | | | | | | | |
| 9/27/2016 | | 347 | 258 | | 446 | | 674 | 714 | 612 |
| 9/28/2016 | 540 | | | 368 | | 474 | | | |
| 10/25/2016 | | | | | | | | | |
| 10/31/2016 | | | | | | | | 741 | |
| 11/1/2016 | 521 | 342 | 251 | 389 | 471 | 470 | | | 619 |
| 11/2/2016 | | | | | | | 794 | | |
| 12/13/2016 | | | | | | | | | |
| 1/9/2017 | 543 | | | | | | | | |
| 1/10/2017 | | 333 | 257 | 483 | 604 | 480 | | | |
| 1/11/2017 | | | | | | | | 731 | |
| 1/12/2017 | | | | | | | 555 | | 654 |
| 2/6/2017 | | | | | | | | | |
| 2/8/2017 | | | | | | | | | |
| 2/14/2017 | | 320 | 250 | | 460 | | | 670 | |
| 2/15/2017 | | | | 420 | | 460 | 86 | | |
| 3/28/2017 | | | | | | | | | |
| 3/29/2017 | 540 | | | | | | | | |
| 3/30/2017 | | | | | | | | | 650 |
| 4/3/2017 | 550 | | | | | | | | |
| 4/4/2017 | | 350 | 260 | 320 | 370 | 530 | | | 690 |
| 4/6/2017 | | | | | | | 65 | 640 | |
| 4/24/2017 | | | | | | | | | |
| 4/26/2017 | | | | | | | | | |
| 5/15/2017 | | | | | | | | | |
| 5/16/2017 | 490 | 340 | 250 | | 320 | | | | 590 |
| 5/17/2017 | | | | 300 | | 450 | 410 | 620 | |
| 6/7/2017 | | | | | | | | | |
| 6/12/2017 | 560 | | | | | | | | |
| 6/13/2017 | | 360 | 260 | 300 | 330 | 510 | | 950 | |
| 6/14/2017 | | | | | | | 410 | | 620 |
| 8/21/2017 | | | | | | | | | |
| 8/22/2017 | | | | | | | | | |
| 9/18/2017 | 510 | 340 | 240 | | | | | | |
| 9/19/2017 | | | | 350 | 310 | 470 | 380 | | 630 |
| 9/20/2017 | | | | | | | | | |
| 9/21/2017 | | | | | | | | 660 | |
| 3/27/2018 | 510 | 340 | 240 | | | | | | 620 |
| 3/28/2018 | | | | 400 | 280 | 470 | 450 | 730 | |
| 5/7/2018 | | | | | | | | | |
| 5/8/2018 | | | | | | 440 | 360 | | 550 |
| 5/9/2018 | 500 | 340 | 210 | 370 | 240 | | | | |
| 5/10/2018 | | | | | | | | 680 | |

# Time Series

Constituent: Sulfate (mg/L) Analysis Run 7/9/2020 3:07 PM View: Time Series - All Data

Plant Miller Client: Southern Company Data: Miller Ash Pond

| | MR-AP-MW-6 | MR-AP-MW-7D | MR-AP-MW-7S | MR-AP-MW-8D | MR-AP-MW-8S | MR-AP-MW-9D | MR-AP-MW-9S | MR-AP-MW-10 | MR-AP-MW-11 |
|---|---|---|---|---|---|---|---|---|---|
| 5/15/2018 | | | | | | | | | |
| 10/8/2018 | 490 | | | | | | | 750 | |
| 10/9/2018 | | 360 | 220 | 400 | 330 | 340 | 340 | | 450 |
| 10/16/2018 | | | | | | | | | |
| 10/17/2018 | | | | | | | | | |
| 4/16/2019 | | | | | | | | | |
| 4/22/2019 | | | | | | | | | |
| 4/23/2019 | 638 | | | | | | | | |
| 4/24/2019 | | 364 | 239 | 461 | 315 | 486 | 513 | 950 | |
| 4/29/2019 | | | | | | | | | |
| 5/1/2019 | | | | | | | | | 549 |
| 8/27/2019 | | | | | | 490 | 553 | | |
| 8/28/2019 | 609 | 371 | 258 | 439 | 366 | | | | 605 |
| 8/29/2019 | | | | | | | | 847 | |
| 9/24/2019 | | | | | | | | | |
| 3/2/2020 | | | | | | | | | |
| 3/3/2020 | 600 | 419 | 295 | 500 | 309 | 585 | 425 | | 618 |
| 3/4/2020 | | | | | | | | | |
| 3/9/2020 | | | | | | | | 1010 | |
| 3/10/2020 | | | | | | | | | |
| 3/18/2020 | | | | | | | | | |

# Time Series

Constituent: Sulfate (mg/L) Analysis Run 7/9/2020 3:07 PM View: Time Series - All Data

Plant Miller Client: Southern Company Data: Miller Ash Pond

| | MR-AP-MW-12 | MR-AP-MW-13D | MR-AP-MW-13S | MR-AP-MW-14 | MR-AP-MW-15 | MR-AP-MW-16 |
|---|---|---|---|---|---|---|
| 7/19/2016 | | | | | 69.3 | 683 |
| 7/20/2016 | 895 | 58.9 | 125 | 39.9 | | |
| 7/21/2016 | | | | | | |
| 7/25/2016 | | | | | | |
| 7/26/2016 | | | | | | |
| 8/2/2016 | | | | | | |
| 8/3/2016 | | | | | | |
| 9/20/2016 | | | | | | |
| 9/21/2016 | | | | | | |
| 9/26/2016 | | | | 42.2 | 74.7 | 707 |
| 9/27/2016 | 841 | 115 | 116 | | | |
| 9/28/2016 | | | | | | |
| 10/25/2016 | | | | | | |
| 10/31/2016 | | | | 42.7 | 80.6 | 610 |
| 11/1/2016 | 829 | 87.8 | 108 | | | |
| 11/2/2016 | | | | | | |
| 12/13/2016 | | | | | | |
| 1/9/2017 | | | | 45.5 | 77.9 | 707 |
| 1/10/2017 | | | | | | |
| 1/11/2017 | 855 | 87.1 | 128 | | | |
| 1/12/2017 | | | | | | |
| 2/6/2017 | | | | | | |
| 2/8/2017 | | | | | | |
| 2/14/2017 | | | | 39 | 68 | 670 |
| 2/15/2017 | 860 | 82 | 110 | | | |
| 3/28/2017 | | | | | | |
| 3/29/2017 | | | | | | |
| 3/30/2017 | | | | | | |
| 4/3/2017 | | | | | | 520 |
| 4/4/2017 | 1100 | 82 | | 41 | 71 | |
| 4/6/2017 | | | 120 | | | |
| 4/24/2017 | | | | | | |
| 4/26/2017 | | | | | | |
| 5/15/2017 | 900 | | | | | |
| 5/16/2017 | | | | | 62 | 470 |
| 5/17/2017 | | 66 | 110 | 37 | | |
| 6/7/2017 | | | | | | |
| 6/12/2017 | | | | | 77 | 510 |
| 6/13/2017 | | 79 | 120 | 43 | | |
| 6/14/2017 | 1100 | | | | | |
| 8/21/2017 | | | | | | |
| 8/22/2017 | | | | | | |
| 9/18/2017 | | | | | | |
| 9/19/2017 | | 69 | 120 | 41 | 72 | 460 |
| 9/20/2017 | | | | | | |
| 9/21/2017 | 1100 | | | | | |
| 3/27/2018 | | | | | | |
| 3/28/2018 | 1300 | 70 | 120 | 42 | 73 | 450 |
| 5/7/2018 | | | | | 77 | 430 |
| 5/8/2018 | 1400 | 70 | 120 | 42 | | |
| 5/9/2018 | | | | | | |
| 5/10/2018 | | | | | | |

# Time Series

Constituent: Sulfate (mg/L) Analysis Run 7/9/2020 3:07 PM View: Time Series - All Data

Plant Miller Client: Southern Company Data: Miller Ash Pond

| | MR-AP-MW-12 | MR-AP-MW-13D | MR-AP-MW-13S | MR-AP-MW-14 | MR-AP-MW-15 | MR-AP-MW-16 |
|---|---|---|---|---|---|---|
| 5/15/2018 | | | | | | |
| 10/8/2018 | 1500 | | | | | |
| 10/9/2018 | | 54 | 120 | 41 | 76 | 580 |
| 10/16/2018 | | | | | | |
| 10/17/2018 | | | | | | |
| 4/16/2019 | | | | | | |
| 4/22/2019 | | | | | | |
| 4/23/2019 | | | | | | |
| 4/24/2019 | | 92.4 | 131 | 47.2 | 91.9 | 385 |
| 4/29/2019 | | | | | | |
| 5/1/2019 | | | | | | |
| 8/27/2019 | | | | | | |
| 8/28/2019 | 1780 | | | 51.8 | 227 | 384 |
| 8/29/2019 | | 82.7 | 137 | | | |
| 9/24/2019 | | | | | | |
| 3/2/2020 | | | | | | |
| 3/3/2020 | | | | | | 198 |
| 3/4/2020 | | | | 45.2 | 93.9 | |
| 3/9/2020 | | 62.1 | 129 | | | |
| 3/10/2020 | 1580 | | | | | |
| 3/18/2020 | | | | | | |

# Time Series

Constituent: Sulfate (mg/L) Analysis Run 7/9/2020 3:07 PM View: Time Series - All Data

Plant Miller Client: Southern Company Data: Miller Ash Pond

| | MR-AP-MW-4V | MR-AP-MW-6V | MR-AP-MW-17H | MR-AP-MW-18H | MR-AP-MW-20H | MR-AP-MW-20HS | MR-AP-MW-21 (bg) | MR-AP-MW-24 | MR-AP-MW-25 |
|---|---|---|---|---|---|---|---|---|---|
| 2/20/2019 | | | | | | | | | |
| 3/4/2019 | | | | | | | | 286 | 213 |
| 3/5/2019 | 553 | 526 | | | | | | | |
| 3/6/2019 | | | 60.4 | 158 | 904 | 619 | 116 | | |
| 8/27/2019 | 706 | | 83.6 | 427 | | | | | |
| 8/28/2019 | | 228 | | | | | 108 | | |
| 9/3/2019 | | | | | 820 | 529 | | | |
| 9/24/2019 | | | | | | | | | |
| 3/3/2020 | | 309 | | | | | | | |
| 3/4/2020 | 498 | | | | | | | | |
| 3/5/2020 | | | | | | | | | |
| 3/9/2020 | | | | | | | 111 | | |
| 3/10/2020 | | | 51.9 | 98.1 | 793 | 550 | | | |
| 3/25/2020 | | | | | | | | | |

# Time Series

Constituent: Sulfate (mg/L) Analysis Run 7/9/2020 3:07 PM View: Time Series - All Data

Plant Miller Client: Southern Company Data: Miller Ash Pond

| | MR-AP-MW-26 | MR-AP-MW-33H | MR-AP-MW-23 | MR-AP-MW-32H | MR-AP-MW-34H | MR-AP-MW-19HA | MR-AP-MW-30H | MR-AP-MW-37H | MR-AP-MW-28H |
|---|---|---|---|---|---|---|---|---|---|
| 2/20/2019 | | | | | | | | | |
| 3/4/2019 | 224 | | | | | | | | |
| 3/5/2019 | | | | | | | | | |
| 3/6/2019 | | | | | | | | | |
| 8/27/2019 | | | | | | | | | |
| 8/28/2019 | | | | | | | | | |
| 9/3/2019 | | | | | | | | | |
| 9/24/2019 | | | | | | | | | |
| 3/3/2020 | | | | | | | | | |
| 3/4/2020 | | | | | | | | | |
| 3/5/2020 | | 679 | | | | | | | |
| 3/9/2020 | | | 0.908 (J) | | 220 | 35 | | 31.5 | 105 |
| 3/10/2020 | | | | 16.3 | | | 820 | | |
| 3/25/2020 | | | | | | | | | |

# Time Series

Constituent: Sulfate (mg/L) Analysis Run 7/9/2020 3:07 PM View: Time Series - All Data

Plant Miller Client: Southern Company Data: Miller Ash Pond

| | MR-AP-MW-35H | GS-AP-MW-17V ... |
|---|---|---|
| 2/20/2019 | | 15.2 |
| 3/4/2019 | | |
| 3/5/2019 | | |
| 3/6/2019 | | |
| 8/27/2019 | | |
| 8/28/2019 | | |
| 9/3/2019 | | |
| 9/24/2019 | | 11.8 |
| 3/3/2020 | | |
| 3/4/2020 | | |
| 3/5/2020 | | |
| 3/9/2020 | | |
| 3/10/2020 | 182 | |
| 3/25/2020 | | 9.69 |

# Time Series

Constituent: TDS (mg/L) Analysis Run 7/9/2020 3:07 PM View: Time Series - All Data

Plant Miller Client: Southern Company Data: Miller Ash Pond

| | GS-AP-MW-13 (bg) | GS-AP-MW-8 (bg) | MR-AP-MW-1 | MR-AP-MW-2 | MR-AP-MW-3D | MR-AP-MW-3S | MR-AP-MW-4 | MR-AP-MW-5 | MR-AP-PZ-5 |
|---|---|---|---|---|---|---|---|---|---|
| 7/19/2016 | | | | | 1530 | 704 | 1520 | | |
| 7/20/2016 | | | | | | | | | |
| 7/21/2016 | | | | | | | | | |
| 7/25/2016 | | | 1060 | 2040 | | | | | |
| 7/26/2016 | | | | | | | | 1630 | 1040 |
| 8/2/2016 | 221 | | | | | | | | |
| 8/3/2016 | | 113 | | | | | | | |
| 9/20/2016 | 221 | | | | | | | | |
| 9/21/2016 | | 128 | | | | | | | |
| 9/26/2016 | | | 852 | | 1480 | 594 | | | |
| 9/27/2016 | | | | | | | 1540 | | |
| 9/28/2016 | | | | 2420 | | | | 1600 | 1000 |
| 10/25/2016 | 226 | 121 | | | | | | | |
| 10/31/2016 | | | | | 1430 | 572 | | | |
| 11/1/2016 | | | | 2180 | | | 1510 | | |
| 11/2/2016 | | | 888 | | | | | 1640 | 920 |
| 12/13/2016 | 211 | 101 | | | | | | | |
| 1/9/2017 | | | | | 1500 | 608 | 1510 | | |
| 1/10/2017 | | | | | | | | 1660 | |
| 1/11/2017 | | | 920 | 2320 | | | | | |
| 1/12/2017 | | | | | | | | | 812 |
| 2/6/2017 | | 108 | | | | | | | |
| 2/8/2017 | 212 | | | | | | | | |
| 2/13/2017 | | | 848 | | 1380 | 584 | 1460 | | 832 |
| 2/14/2017 | | | | 2380 | | | | 1600 | |
| 2/15/2017 | | | | | | | | | |
| 3/28/2017 | | 91 | | | | | | | |
| 3/29/2017 | 217 | | | | | | | | |
| 4/3/2017 | | | 1000 | | 1370 | 606 | | 1600 | 710 |
| 4/4/2017 | | | | 2360 | | | 1270 | | |
| 4/6/2017 | | | | | | | | | |
| 4/24/2017 | | 89.3 | | | | | | | |
| 4/26/2017 | 202 | | | | | | | | |
| 5/15/2017 | | | 870 | | | | | | |
| 5/16/2017 | | | | 2400 | 1300 | 608 | 1420 | | |
| 5/17/2017 | | | | | | | | 1630 | 718 |
| 6/7/2017 | 218 | 84 | | | | | | | |
| 6/12/2017 | | | | | 1300 | 644 | 1380 | 1770 | 724 |
| 6/13/2017 | | | | | | | | | |
| 6/14/2017 | | | 910 | 2520 | | | | | |
| 8/21/2017 | | 91.3 | | | | | | | |
| 8/22/2017 | 224 | | | | | | | | |
| 9/18/2017 | | | | | | | | 1530 | 616 |
| 9/19/2017 | | | 824 | | | | | | |
| 9/20/2017 | | | | 2500 | 1180 | 592 | 1270 | | |
| 9/21/2017 | | | | | | | | | |
| 5/7/2018 | | | | | | | | | |
| 5/8/2018 | | | | | | | | | |
| 5/9/2018 | | | 1020 | 2040 | | | 1040 | 1430 | 486 |
| 5/10/2018 | | | | | 1060 | 606 | | | |
| 5/15/2018 | 209 | 94.7 | | | | | | | |
| 10/8/2018 | | | | | | | 1180 (D) | 1300 (D) | 464 (D) |

# Time Series

Constituent: TDS (mg/L) Analysis Run 7/9/2020 3:07 PM View: Time Series - All Data

Plant Miller Client: Southern Company Data: Miller Ash Pond

| | GS-AP-MW-13 (bg) | GS-AP-MW-8 (bg) | MR-AP-MW-1 | MR-AP-MW-2 | MR-AP-MW-3D | MR-AP-MW-3S | MR-AP-MW-4 | MR-AP-MW-5 | MR-AP-PZ-5 |
|---|---|---|---|---|---|---|---|---|---|
| 10/9/2018 | | | 830 (D) | 2460 (D) | 1220 (D) | 536 (D) | | | |
| 10/16/2018 | | 76.7 | | | | | | | |
| 10/17/2018 | 208 | | | | | | | | |
| 4/16/2019 | 185 | 92 | | | | | | | |
| 4/22/2019 | | | | | | 930 | | | |
| 4/23/2019 | | | | | | | | 1390 | 478 |
| 4/24/2019 | | | | | | | | | |
| 4/29/2019 | | | | | 956 | | 1180 | | |
| 5/1/2019 | | | 694 | 2370 | | | | | |
| 8/27/2019 | | | 1120 | 2470 | 960 | 837 | 1120 | | |
| 8/28/2019 | | | | | | | | 1370 | |
| 8/29/2019 | | | | | | | | | 734 |
| 9/24/2019 | | 109 | | | | | | | |
| 3/2/2020 | | | | | | | | 1270 | 594 |
| 3/3/2020 | | | | 2520 | 840 | 953 | | | |
| 3/4/2020 | | | | | | | 904 | | |
| 3/9/2020 | | | 815 | | | | | | |
| 3/10/2020 | | | | | | | | | |
| 3/18/2020 | | 90.7 | | | | | | | |

# Time Series

Constituent: TDS (mg/L) Analysis Run 7/9/2020 3:07 PM View: Time Series - All Data

Plant Miller Client: Southern Company Data: Miller Ash Pond

| | MR-AP-MW-6 | MR-AP-MW-7D | MR-AP-MW-7S | MR-AP-MW-8D | MR-AP-MW-8S | MR-AP-MW-9D | MR-AP-MW-9S | MR-AP-MW-10 | MR-AP-MW-11 |
|---|---|---|---|---|---|---|---|---|---|
| 7/19/2016 | | | | | | | | | |
| 7/20/2016 | | | | | | 792 | 1250 | | |
| 7/21/2016 | | 756 | 640 | | | | | | |
| 7/25/2016 | | | | 592 | 686 | | | 1440 | 456 |
| 7/26/2016 | 868 | | | | | | | | |
| 8/2/2016 | | | | | | | | | |
| 8/3/2016 | | | | | | | | | |
| 9/20/2016 | | | | | | | | | |
| 9/21/2016 | | | | | | | | | |
| 9/26/2016 | | | | | | | | | |
| 9/27/2016 | | 778 | 612 | | 828 | | 1120 | 1310 | 1170 |
| 9/28/2016 | 884 | | | 698 | | 780 | | | |
| 10/25/2016 | | | | | | | | | |
| 10/31/2016 | | | | | | | | 1360 | |
| 11/1/2016 | 862 | 746 | 626 | 738 | 888 | 800 | | | 1160 |
| 11/2/2016 | | | | | | | 1150 | | |
| 12/13/2016 | | | | | | | | | |
| 1/9/2017 | 918 | | | | | | | | |
| 1/10/2017 | | 714 | 610 | 772 | 1120 | 832 | | | |
| 1/11/2017 | | | | | | | | 1310 | |
| 1/12/2017 | | | | | | | 866 | | 1180 |
| 2/6/2017 | | | | | | | | | |
| 2/8/2017 | | | | | | | | | |
| 2/13/2017 | 896 | | | | | | | | 1130 |
| 2/14/2017 | | 744 | 608 | | 844 | | | 1270 | |
| 2/15/2017 | | | | 772 | | 804 | 221 | | |
| 3/28/2017 | | | | | | | | | |
| 3/29/2017 | | | | | | | | | |
| 4/3/2017 | 852 | | | | | | | | |
| 4/4/2017 | | 746 | 582 | 662 | 726 | 808 | | | 1140 |
| 4/6/2017 | | | | | | | 195 | 1320 | |
| 4/24/2017 | | | | | | | | | |
| 4/26/2017 | | | | | | | | | |
| 5/15/2017 | | | | | | | | | |
| 5/16/2017 | 924 | 772 | 630 | | 698 | | | | 1080 |
| 5/17/2017 | | | | 664 | | 822 | 782 | 1280 | |
| 6/7/2017 | | | | | | | | | |
| 6/12/2017 | 928 | | | | | | | | |
| 6/13/2017 | | 780 | 636 | 632 | 710 | 856 | | 1310 | |
| 6/14/2017 | | | | | | | 646 | | 1220 |
| 8/21/2017 | | | | | | | | | |
| 8/22/2017 | | | | | | | | | |
| 9/18/2017 | 908 | 770 | 618 | | | | | | |
| 9/19/2017 | | | | 700 | 698 | 824 | 664 | | 1140 |
| 9/20/2017 | | | | | | | | | |
| 9/21/2017 | | | | | | | | 1350 | |
| 5/7/2018 | | | | | | | | | |
| 5/8/2018 | | | | | | 810 | 646 | | 1070 |
| 5/9/2018 | 908 | 730 | 542 | 672 | 496 | | | | |
| 5/10/2018 | | | | | | | | 1310 | |
| 5/15/2018 | | | | | | | | | |
| 10/8/2018 | 882 (D) | | | | | | | 1430 (D) | |

# Time Series

Constituent: TDS (mg/L) Analysis Run 7/9/2020 3:07 PM View: Time Series - All Data

Plant Miller Client: Southern Company Data: Miller Ash Pond

| | MR-AP-MW-6 | MR-AP-MW-7D | MR-AP-MW-7S | MR-AP-MW-8D | MR-AP-MW-8S | MR-AP-MW-9D | MR-AP-MW-9S | MR-AP-MW-10 | MR-AP-MW-11 |
|---|---|---|---|---|---|---|---|---|---|
| 10/9/2018 | | 764 (D) | 558 (D) | 694 (D) | 716 (D) | 776 (D) | 616 (D) | | 1010 (D) |
| 10/16/2018 | | | | | | | | | |
| 10/17/2018 | | | | | | | | | |
| 4/16/2019 | | | | | | | | | |
| 4/22/2019 | | | | | | | | | |
| 4/23/2019 | 882 | | | | | | | | |
| 4/24/2019 | | 748 | 574 | 724 | 596 | 802 | 838 | 1460 | |
| 4/29/2019 | | | | | | | | | |
| 5/1/2019 | | | | | | | | | 996 |
| 8/27/2019 | | | | | | 774 | 892 | | |
| 8/28/2019 | 903 | 660 | 568 | 764 | 712 | | | | 1050 |
| 8/29/2019 | | | | | | | | 1550 | |
| 9/24/2019 | | | | | | | | | |
| 3/2/2020 | | | | | | | | | |
| 3/3/2020 | 926 | 736 | 600 | 742 | 504 | 816 | 650 | | 1070 |
| 3/4/2020 | | | | | | | | | |
| 3/9/2020 | | | | | | | | 1720 | |
| 3/10/2020 | | | | | | | | | |
| 3/18/2020 | | | | | | | | | |

# Time Series

Constituent: TDS (mg/L) Analysis Run 7/9/2020 3:07 PM View: Time Series - All Data

Plant Miller Client: Southern Company Data: Miller Ash Pond

| | MR-AP-MW-12 | MR-AP-MW-13D | MR-AP-MW-13S | MR-AP-MW-14 | MR-AP-MW-15 | MR-AP-MW-16 |
|---|---|---|---|---|---|---|
| 7/19/2016 | | | | | 255 | 1080 |
| 7/20/2016 | 1620 | 307 | 319 | 207 | | |
| 7/21/2016 | | | | | | |
| 7/25/2016 | | | | | | |
| 7/26/2016 | | | | | | |
| 8/2/2016 | | | | | | |
| 8/3/2016 | | | | | | |
| 9/20/2016 | | | | | | |
| 9/21/2016 | | | | | | |
| 9/26/2016 | | | | 211 | 259 | 1140 |
| 9/27/2016 | 1560 | 446 | 306 | | | |
| 9/28/2016 | | | | | | |
| 10/25/2016 | | | | | | |
| 10/31/2016 | | | | 213 | 265 | 1010 |
| 11/1/2016 | 1580 | 398 | 305 | | | |
| 11/2/2016 | | | | | | |
| 12/13/2016 | | | | | | |
| 1/9/2017 | | | | 219 | 276 | 1250 |
| 1/10/2017 | | | | | | |
| 1/11/2017 | 1570 | 338 | 308 | | | |
| 1/12/2017 | | | | | | |
| 2/6/2017 | | | | | | |
| 2/8/2017 | | | | | | |
| 2/13/2017 | | | | | | |
| 2/14/2017 | | | | 199 | 246 | 1180 |
| 2/15/2017 | 1470 | 342 | 305 | | | |
| 3/28/2017 | | | | | | |
| 3/29/2017 | | | | | | |
| 4/3/2017 | | | | | | 846 |
| 4/4/2017 | 1840 | 328 | | 209 | 257 | |
| 4/6/2017 | | | 315 | | | |
| 4/24/2017 | | | | | | |
| 4/26/2017 | | | | | | |
| 5/15/2017 | 1660 | | | | | |
| 5/16/2017 | | | | | 283 | 880 |
| 5/17/2017 | | 336 | 335 | 213 | | |
| 6/7/2017 | | | | | | |
| 6/12/2017 | | | | | 266 | 872 |
| 6/13/2017 | | 319 | 331 | 217 | | |
| 6/14/2017 | 1960 | | | | | |
| 8/21/2017 | | | | | | |
| 8/22/2017 | | | | | | |
| 9/18/2017 | | | | | | |
| 9/19/2017 | | 315 | 328 | 230 | 266 | 848 |
| 9/20/2017 | | | | | | |
| 9/21/2017 | 2030 | | | | | |
| 5/7/2018 | | | | | 264 | 742 |
| 5/8/2018 | 2400 | 326 | 326 | 224 | | |
| 5/9/2018 | | | | | | |
| 5/10/2018 | | | | | | |
| 5/15/2018 | | | | | | |
| 10/8/2018 | 2630 (D) | | | | | |

# Time Series

Constituent: TDS (mg/L) Analysis Run 7/9/2020 3:07 PM View: Time Series - All Data

Plant Miller Client: Southern Company Data: Miller Ash Pond

| | MR-AP-MW-12 | MR-AP-MW-13D | MR-AP-MW-13S | MR-AP-MW-14 | MR-AP-MW-15 | MR-AP-MW-16 |
|---|---|---|---|---|---|---|
| 10/9/2018 | | 283 (D) | 304 (D) | 213 (D) | 239 (D) | 982 (D) |
| 10/16/2018 | | | | | | |
| 10/17/2018 | | | | | | |
| 4/16/2019 | | | | | | |
| 4/22/2019 | | | | | | |
| 4/23/2019 | | | | | | |
| 4/24/2019 | | 323 | 306 | 218 | 234 | 646 |
| 4/29/2019 | | | | | | |
| 5/1/2019 | | | | | | |
| 8/27/2019 | | | | | | |
| 8/28/2019 | 2850 | | | 213 | 397 | 642 |
| 8/29/2019 | | 307 | 323 | | | |
| 9/24/2019 | | | | | | |
| 3/2/2020 | | | | | | |
| 3/3/2020 | | | | | | 378 |
| 3/4/2020 | | | | 232 | 269 | |
| 3/9/2020 | | 288 | 329 | | | |
| 3/10/2020 | 2420 | | | | | |
| 3/18/2020 | | | | | | |

# Time Series

Constituent: TDS (mg/L) Analysis Run 7/9/2020 3:07 PM View: Time Series - All Data

Plant Miller Client: Southern Company Data: Miller Ash Pond

| | MR-AP-MW-4V | MR-AP-MW-6V | MR-AP-MW-17H | MR-AP-MW-18H | MR-AP-MW-20H | MR-AP-MW-20HS | MR-AP-MW-21 (bg) | MR-AP-MW-24 | MR-AP-MW-25 |
|---|---|---|---|---|---|---|---|---|---|
| 2/20/2019 | | | | | | | | | |
| 3/4/2019 | | | | | | | | 464 | 412 |
| 3/5/2019 | 852 | 840 | | | | | | | |
| 3/6/2019 | | | 389 | 398 | 1260 | 894 | 397 | | |
| 8/27/2019 | 1190 | | 436 | 937 | | | | | |
| 8/28/2019 | | 560 | | | | | 446 | | |
| 9/3/2019 | | | | | 1320 | 929 | | | |
| 9/24/2019 | | | | | | | | | |
| 3/3/2020 | | 622 | | | | | | | |
| 3/4/2020 | 736 | | | | | | | | |
| 3/5/2020 | | | | | | | | | |
| 3/9/2020 | | | | | | | 496 | | |
| 3/10/2020 | | | 370 | 328 | 1290 | 944 | | | |
| 3/25/2020 | | | | | | | | | |

# Time Series

Constituent: TDS (mg/L) Analysis Run 7/9/2020 3:07 PM View: Time Series - All Data

Plant Miller Client: Southern Company Data: Miller Ash Pond

| | MR-AP-MW-26 | MR-AP-MW-33H | MR-AP-MW-23 | MR-AP-MW-32H | MR-AP-MW-34H | MR-AP-MW-19HA | MR-AP-MW-30H | MR-AP-MW-37H | MR-AP-MW-28H |
|---|---|---|---|---|---|---|---|---|---|
| 2/20/2019 | | | | | | | | | |
| 3/4/2019 | 880 | | | | | | | | |
| 3/5/2019 | | | | | | | | | |
| 3/6/2019 | | | | | | | | | |
| 8/27/2019 | | | | | | | | | |
| 8/28/2019 | | | | | | | | | |
| 9/3/2019 | | | | | | | | | |
| 9/24/2019 | | | | | | | | | |
| 3/3/2020 | | | | | | | | | |
| 3/4/2020 | | | | | | | | | |
| 3/5/2020 | | 1020 | | | | | | | |
| 3/9/2020 | | | 4720 | | 1100 | 900 | | 312 | 375 |
| 3/10/2020 | | | | 216 | | | 1720 | | |
| 3/25/2020 | | | | | | | | | |

# Time Series

Constituent: TDS (mg/L) Analysis Run 7/9/2020 3:07 PM View: Time Series - All Data

Plant Miller Client: Southern Company Data: Miller Ash Pond

| | MR-AP-MW-35H | GS-AP-MW-17V ... |
|---|---|---|
| 2/20/2019 | | 346 |
| 3/4/2019 | | |
| 3/5/2019 | | |
| 3/6/2019 | | |
| 8/27/2019 | | |
| 8/28/2019 | | |
| 9/3/2019 | | |
| 9/24/2019 | | 365 |
| 3/3/2020 | | |
| 3/4/2020 | | |
| 3/5/2020 | | |
| 3/9/2020 | | |
| 3/10/2020 | 438 | |
| 3/25/2020 | | 364 |

Sanitas™ v.9.6.24 Sanitas software licensed to Southern Company. UG
Hollow symbols indicate censored values.

## Time Series

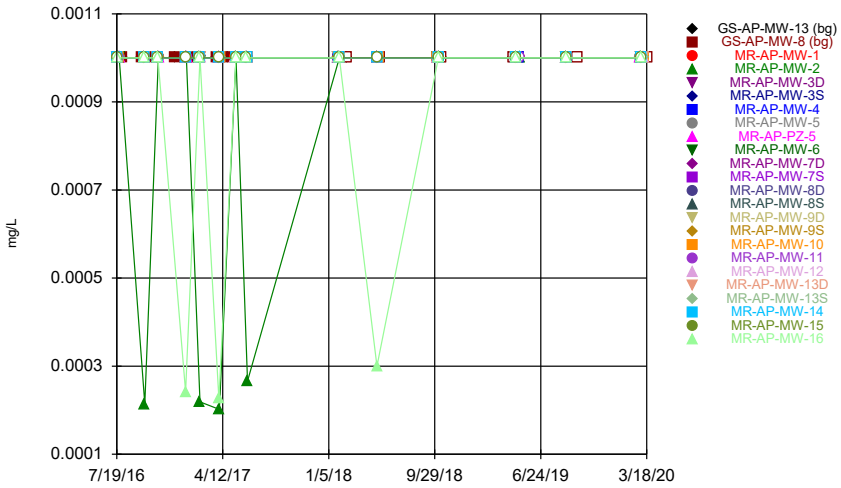


Constituent: Thallium Analysis Run 7/9/2020 3:05 PM View: Time Series - All Data
Plant Miller Client: Southern Company Data: Miller Ash Pond

Sanitas™ v.9.6.24 Sanitas software licensed to Southern Company. UG
Hollow symbols indicate censored values.

## Time Series

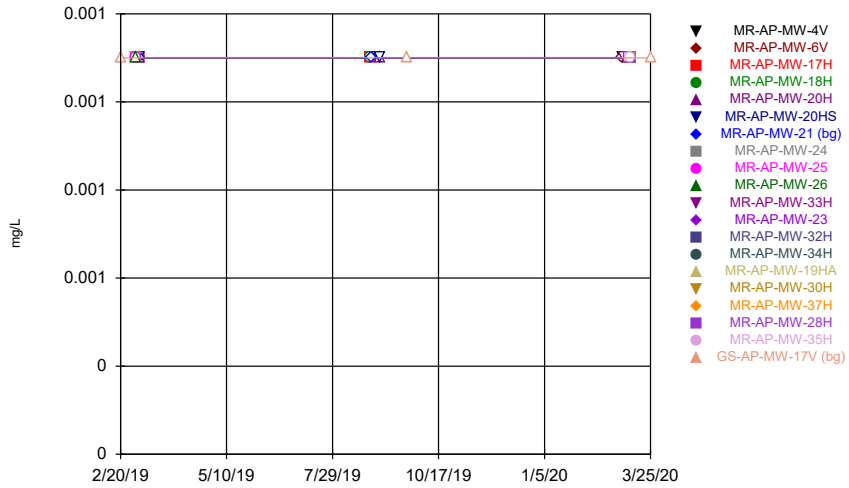


Constituent: Thallium Analysis Run 7/9/2020 3:05 PM View: Time Series - All Data
Plant Miller Client: Southern Company Data: Miller Ash Pond

# Time Series

Constituent: Thallium (mg/L) Analysis Run 7/9/2020 3:07 PM View: Time Series - All Data

Plant Miller Client: Southern Company Data: Miller Ash Pond

| | GS-AP-MW-13 (bg) | GS-AP-MW-8 (bg) | MR-AP-MW-1 | MR-AP-MW-2 | MR-AP-MW-3D | MR-AP-MW-3S | MR-AP-MW-4 | MR-AP-MW-5 | MR-AP-PZ-5 |
|---|---|---|---|---|---|---|---|---|---|
| 7/19/2016 | | | | | <0.001 | <0.001 | <0.001 | | |
| 7/20/2016 | | | | | | | | | |
| 7/21/2016 | | | | | | | | | |
| 7/25/2016 | | | <0.001 | <0.001 | | | | | |
| 7/26/2016 | | | | | | | | <0.001 | <0.001 |
| 8/2/2016 | 0.001 | | | | | | | | |
| 8/3/2016 | | 0.001 | | | | | | | |
| 9/20/2016 | 0.001 | | | | | | | | |
| 9/21/2016 | | 0.001 | | | | | | | |
| 9/26/2016 | | | <0.001 | | <0.001 | <0.001 | | | |
| 9/27/2016 | | | | | | | <0.001 | | |
| 9/28/2016 | | | | 0.000214 (J) | | | | <0.001 | <0.001 |
| 10/25/2016 | 0.001 | 0.001 | | | | | | | |
| 10/31/2016 | | | | | <0.001 | <0.001 | | | |
| 11/1/2016 | | | | <0.001 | | | <0.001 | | |
| 11/2/2016 | | | <0.001 | | | | | <0.001 | <0.001 |
| 12/13/2016 | 0.001 | 0.001 | | | | | | | |
| 1/9/2017 | | | | | <0.001 | <0.001 | <0.001 | | |
| 1/10/2017 | | | | | | | | <0.001 | |
| 1/11/2017 | | | <0.001 | <0.001 | | | | | |
| 1/12/2017 | | | | | | | | | <0.001 |
| 2/6/2017 | | 0.001 | | | | | | | |
| 2/8/2017 | 0.001 | | | | | | | | |
| 2/13/2017 | | | <0.001 | | <0.001 | <0.001 | <0.001 | | <0.001 |
| 2/14/2017 | | | | 0.000219 (J) | | | | <0.001 | |
| 2/15/2017 | | | | | | | | | |
| 3/28/2017 | | 0.001 | | | | | | | |
| 3/29/2017 | 0.001 | | | | | | | | |
| 4/3/2017 | | | <0.001 | | <0.001 | <0.001 | | <0.001 | <0.001 |
| 4/4/2017 | | | | 0.000202 (J) | | | <0.001 | | |
| 4/6/2017 | | | | | | | | | |
| 4/24/2017 | | 0.001 | | | | | | | |
| 4/26/2017 | 0.001 | | | | | | | | |
| 5/15/2017 | | | <0.001 | | | | | | |
| 5/16/2017 | | | | <0.001 | <0.001 | <0.001 | <0.001 | | |
| 5/17/2017 | | | | | | | | <0.001 | <0.001 |
| 6/7/2017 | <0.001 | <0.001 | | | | | | | |
| 6/12/2017 | | | | | <0.001 | <0.001 | <0.001 | <0.001 | <0.001 |
| 6/13/2017 | | | | | | | | | |
| 6/14/2017 | | | <0.001 | 0.000266 (J) | | | | | |
| 1/29/2018 | | | | | <0.001 | <0.001 | <0.001 | | |
| 1/30/2018 | | | | | | | | | |
| 1/31/2018 | | | | | | | | | |
| 2/1/2018 | | | <0.001 | <0.001 | | | | <0.001 | <0.001 |
| 2/19/2018 | | <0.001 | | | | | | | |
| 2/20/2018 | <0.001 | | | | | | | | |
| 5/7/2018 | | | | | | | | | |
| 5/8/2018 | | | | | | | | | |
| 5/9/2018 | | | <0.001 | <0.001 | | | <0.001 | <0.001 | <0.001 |
| 5/10/2018 | | | | | <0.001 | <0.001 | | | |
| 5/15/2018 | <0.001 | <0.001 | | | | | | | |
| 10/8/2018 | | | | | | | <0.001 | <0.001 | <0.001 |

# Time Series

Constituent: Thallium (mg/L) Analysis Run 7/9/2020 3:07 PM View: Time Series - All Data

Plant Miller Client: Southern Company Data: Miller Ash Pond

| | GS-AP-MW-13 (bg) | GS-AP-MW-8 (bg) | MR-AP-MW-1 | MR-AP-MW-2 | MR-AP-MW-3D | MR-AP-MW-3S | MR-AP-MW-4 | MR-AP-MW-5 | MR-AP-PZ-5 |
|---|---|---|---|---|---|---|---|---|---|
| 10/9/2018 | | | <0.001 | <0.001 | <0.001 | <0.001 | | | |
| 10/16/2018 | | <0.001 | | | | | | | |
| 10/17/2018 | <0.001 | | | | | | | | |
| 4/16/2019 | <0.001 | <0.001 | | | | | | | |
| 4/22/2019 | | | | | | <0.001 | | | |
| 4/23/2019 | | | | | | | | <0.001 | <0.001 |
| 4/24/2019 | | | | | | | | | |
| 4/29/2019 | | | | | <0.001 | | <0.001 | | |
| 5/1/2019 | | | <0.001 | <0.001 | | | | | |
| 8/27/2019 | | | <0.001 | <0.001 | <0.001 | <0.001 | <0.001 | | |
| 8/28/2019 | | | | | | | | <0.001 | |
| 8/29/2019 | | | | | | | | | <0.001 |
| 9/24/2019 | | <0.001 | | | | | | | |
| 3/2/2020 | | | | | | | | <0.001 | <0.001 |
| 3/3/2020 | | | | <0.001 | <0.001 | <0.001 | | | |
| 3/4/2020 | | | | | | | <0.001 | | |
| 3/9/2020 | | | <0.001 | | | | | | |
| 3/10/2020 | | | | | | | | | |
| 3/18/2020 | | <0.001 | | | | | | | |

# Time Series

Constituent: Thallium (mg/L) Analysis Run 7/9/2020 3:07 PM View: Time Series - All Data

Plant Miller Client: Southern Company Data: Miller Ash Pond

| | MR-AP-MW-6 | MR-AP-MW-7D | MR-AP-MW-7S | MR-AP-MW-8D | MR-AP-MW-8S | MR-AP-MW-9D | MR-AP-MW-9S | MR-AP-MW-10 | MR-AP-MW-11 |
|---|---|---|---|---|---|---|---|---|---|
| 7/19/2016 | | | | | | | | | |
| 7/20/2016 | | | | | | <0.001 | <0.001 | | |
| 7/21/2016 | | <0.001 | <0.001 | | | | | | |
| 7/25/2016 | | | | <0.001 | <0.001 | | | <0.001 | <0.001 |
| 7/26/2016 | <0.001 | | | | | | | | |
| 8/2/2016 | | | | | | | | | |
| 8/3/2016 | | | | | | | | | |
| 9/20/2016 | | | | | | | | | |
| 9/21/2016 | | | | | | | | | |
| 9/26/2016 | | | | | | | | | |
| 9/27/2016 | | <0.001 | <0.001 | | <0.001 | | <0.001 | <0.001 | <0.001 |
| 9/28/2016 | <0.001 | | | <0.001 | | <0.001 | | | |
| 10/25/2016 | | | | | | | | | |
| 10/31/2016 | | | | | | | | <0.001 | |
| 11/1/2016 | <0.001 | <0.001 | <0.001 | <0.001 | <0.001 | <0.001 | | | <0.001 |
| 11/2/2016 | | | | | | | <0.001 | | |
| 12/13/2016 | | | | | | | | | |
| 1/9/2017 | <0.001 | | | | | | | | |
| 1/10/2017 | | <0.001 | <0.001 | <0.001 | <0.001 | <0.001 | | | |
| 1/11/2017 | | | | | | | | <0.001 | |
| 1/12/2017 | | | | | | | <0.001 | | <0.001 |
| 2/6/2017 | | | | | | | | | |
| 2/8/2017 | | | | | | | | | |
| 2/13/2017 | <0.001 | | | | | | | | <0.001 |
| 2/14/2017 | | <0.001 | <0.001 | | <0.001 | | | <0.001 | |
| 2/15/2017 | | | | <0.001 | | <0.001 | <0.001 | | |
| 3/28/2017 | | | | | | | | | |
| 3/29/2017 | | | | | | | | | |
| 4/3/2017 | <0.001 | | | | | | | | |
| 4/4/2017 | | <0.001 | <0.001 | <0.001 | <0.001 | <0.001 | | | <0.001 |
| 4/6/2017 | | | | | | | <0.001 | <0.001 | |
| 4/24/2017 | | | | | | | | | |
| 4/26/2017 | | | | | | | | | |
| 5/15/2017 | | | | | | | | | |
| 5/16/2017 | <0.001 | <0.001 | <0.001 | | <0.001 | | | | <0.001 |
| 5/17/2017 | | | | <0.001 | | <0.001 | <0.001 | <0.001 | |
| 6/7/2017 | | | | | | | | | |
| 6/12/2017 | <0.001 | | | | | | | | |
| 6/13/2017 | | <0.001 | <0.001 | <0.001 | <0.001 | <0.001 | | <0.001 | |
| 6/14/2017 | | | | | | | <0.001 | | <0.001 |
| 1/29/2018 | | <0.001 | | | | | | | |
| 1/30/2018 | | | <0.001 | <0.001 | <0.001 | <0.001 | <0.001 | | |
| 1/31/2018 | | | | | | | | <0.001 | |
| 2/1/2018 | <0.001 | | | | | | | | <0.001 |
| 2/19/2018 | | | | | | | | | |
| 2/20/2018 | | | | | | | | | |
| 5/7/2018 | | | | | | | | | |
| 5/8/2018 | | | | | | <0.001 | <0.001 | | <0.001 |
| 5/9/2018 | <0.001 | <0.001 | <0.001 | <0.001 | <0.001 | | | | |
| 5/10/2018 | | | | | | | | <0.001 | |
| 5/15/2018 | | | | | | | | | |
| 10/8/2018 | <0.001 | | | | | | | <0.001 | |

# Time Series

Constituent: Thallium (mg/L) Analysis Run 7/9/2020 3:07 PM View: Time Series - All Data

Plant Miller Client: Southern Company Data: Miller Ash Pond

| | MR-AP-MW-6 | MR-AP-MW-7D | MR-AP-MW-7S | MR-AP-MW-8D | MR-AP-MW-8S | MR-AP-MW-9D | MR-AP-MW-9S | MR-AP-MW-10 | MR-AP-MW-11 |
|---|---|---|---|---|---|---|---|---|---|
| 10/9/2018 | | <0.001 | <0.001 | <0.001 | <0.001 | <0.001 | <0.001 | | <0.001 |
| 10/16/2018 | | | | | | | | | |
| 10/17/2018 | | | | | | | | | |
| 4/16/2019 | | | | | | | | | |
| 4/22/2019 | | | | | | | | | |
| 4/23/2019 | <0.001 | | | | | | | | |
| 4/24/2019 | | <0.001 | <0.001 | <0.001 | <0.001 | <0.001 | <0.001 | <0.001 | |
| 4/29/2019 | | | | | | | | | |
| 5/1/2019 | | | | | | | | | <0.001 |
| 8/27/2019 | | | | | | <0.001 | <0.001 | | |
| 8/28/2019 | <0.001 | <0.001 | <0.001 | <0.001 | <0.001 | | | | <0.001 |
| 8/29/2019 | | | | | | | | <0.001 | |
| 9/24/2019 | | | | | | | | | |
| 3/2/2020 | | | | | | | | | |
| 3/3/2020 | <0.001 | <0.001 | <0.001 | <0.001 | <0.001 | <0.001 | <0.001 | | <0.001 |
| 3/4/2020 | | | | | | | | | |
| 3/9/2020 | | | | | | | | <0.001 | |
| 3/10/2020 | | | | | | | | | |
| 3/18/2020 | | | | | | | | | |

# Time Series

Constituent: Thallium (mg/L) Analysis Run 7/9/2020 3:07 PM View: Time Series - All Data

Plant Miller Client: Southern Company Data: Miller Ash Pond

| | MR-AP-MW-12 | MR-AP-MW-13D | MR-AP-MW-13S | MR-AP-MW-14 | MR-AP-MW-15 | MR-AP-MW-16 |
|---|---|---|---|---|---|---|
| 7/19/2016 | | | | | <0.001 | <0.001 |
| 7/20/2016 | <0.001 | <0.001 | <0.001 | <0.001 | | |
| 7/21/2016 | | | | | | |
| 7/25/2016 | | | | | | |
| 7/26/2016 | | | | | | |
| 8/2/2016 | | | | | | |
| 8/3/2016 | | | | | | |
| 9/20/2016 | | | | | | |
| 9/21/2016 | | | | | | |
| 9/26/2016 | | | | <0.001 | <0.001 | <0.001 |
| 9/27/2016 | <0.001 | <0.001 | <0.001 | | | |
| 9/28/2016 | | | | | | |
| 10/25/2016 | | | | | | |
| 10/31/2016 | | | | <0.001 | <0.001 | <0.001 |
| 11/1/2016 | <0.001 | <0.001 | <0.001 | | | |
| 11/2/2016 | | | | | | |
| 12/13/2016 | | | | | | |
| 1/9/2017 | | | | <0.001 | <0.001 | 0.000242 (J) |
| 1/10/2017 | | | | | | |
| 1/11/2017 | <0.001 | <0.001 | <0.001 | | | |
| 1/12/2017 | | | | | | |
| 2/6/2017 | | | | | | |
| 2/8/2017 | | | | | | |
| 2/13/2017 | | | | | | |
| 2/14/2017 | | | | <0.001 | <0.001 | <0.001 |
| 2/15/2017 | <0.001 | <0.001 | <0.001 | | | |
| 3/28/2017 | | | | | | |
| 3/29/2017 | | | | | | |
| 4/3/2017 | | | | | | 0.000226 (J) |
| 4/4/2017 | <0.001 | <0.001 | | <0.001 | <0.001 | |
| 4/6/2017 | | | <0.001 | | | |
| 4/24/2017 | | | | | | |
| 4/26/2017 | | | | | | |
| 5/15/2017 | <0.001 | | | | | |
| 5/16/2017 | | | | | <0.001 | <0.001 |
| 5/17/2017 | | <0.001 | <0.001 | <0.001 | | |
| 6/7/2017 | | | | | | |
| 6/12/2017 | | | | | <0.001 | <0.001 |
| 6/13/2017 | | <0.001 | <0.001 | <0.001 | | |
| 6/14/2017 | <0.001 | | | | | |
| 1/29/2018 | | | | | | |
| 1/30/2018 | <0.001 | | | | | |
| 1/31/2018 | | <0.001 | <0.001 | | <0.001 | |
| 2/1/2018 | | | | <0.001 | | <0.001 |
| 2/19/2018 | | | | | | |
| 2/20/2018 | | | | | | |
| 5/7/2018 | | | | | <0.001 | 0.0003 (J) |
| 5/8/2018 | <0.001 | <0.001 | <0.001 | <0.001 | | |
| 5/9/2018 | | | | | | |
| 5/10/2018 | | | | | | |
| 5/15/2018 | | | | | | |
| 10/8/2018 | <0.001 | | | | | |

# Time Series

Constituent: Thallium (mg/L) Analysis Run 7/9/2020 3:07 PM View: Time Series - All Data

Plant Miller Client: Southern Company Data: Miller Ash Pond

| | MR-AP-MW-12 | MR-AP-MW-13D | MR-AP-MW-13S | MR-AP-MW-14 | MR-AP-MW-15 | MR-AP-MW-16 |
|---|---|---|---|---|---|---|
| 10/9/2018 | | <0.001 | <0.001 | <0.001 | <0.001 | <0.001 |
| 10/16/2018 | | | | | | |
| 10/17/2018 | | | | | | |
| 4/16/2019 | | | | | | |
| 4/22/2019 | | | | | | |
| 4/23/2019 | | | | | | |
| 4/24/2019 | | <0.001 | <0.001 | <0.001 | <0.001 | <0.001 |
| 4/29/2019 | | | | | | |
| 5/1/2019 | | | | | | |
| 8/27/2019 | | | | | | |
| 8/28/2019 | <0.001 | | | <0.001 | <0.001 | <0.001 |
| 8/29/2019 | | <0.001 | <0.001 | | | |
| 9/24/2019 | | | | | | |
| 3/2/2020 | | | | | | |
| 3/3/2020 | | | | | | <0.001 |
| 3/4/2020 | | | | <0.001 | <0.001 | |
| 3/9/2020 | | <0.001 | <0.001 | | | |
| 3/10/2020 | <0.001 | | | | | |
| 3/18/2020 | | | | | | |

# Time Series

Constituent: Thallium (mg/L) Analysis Run 7/9/2020 3:07 PM View: Time Series - All Data

Plant Miller Client: Southern Company Data: Miller Ash Pond

| | MR-AP-MW-4V | MR-AP-MW-6V | MR-AP-MW-17H | MR-AP-MW-18H | MR-AP-MW-20H | MR-AP-MW-20HS | MR-AP-MW-21 (bg) | MR-AP-MW-24 | MR-AP-MW-25 |
|---|---|---|---|---|---|---|---|---|---|
| 2/20/2019 | | | | | | | | | |
| 3/4/2019 | | | | | | | | <0.001 | <0.001 |
| 3/5/2019 | <0.001 | <0.001 | | | | | | | |
| 3/6/2019 | | | <0.001 | <0.001 | <0.001 | <0.001 | <0.001 | | |
| 8/27/2019 | <0.001 | | <0.001 | <0.001 | | | | | |
| 8/28/2019 | | <0.001 | | | | | <0.001 | | |
| 9/3/2019 | | | | | <0.001 | <0.001 | | | |
| 9/24/2019 | | | | | | | | | |
| 3/3/2020 | | <0.001 | | | | | | | |
| 3/4/2020 | <0.001 | | | | | | | | |
| 3/5/2020 | | | | | | | | | |
| 3/9/2020 | | | | | | | <0.001 | | |
| 3/10/2020 | | | <0.001 | <0.001 | <0.001 | <0.001 | | | |
| 3/25/2020 | | | | | | | | | |

# Time Series

Constituent: Thallium (mg/L) Analysis Run 7/9/2020 3:07 PM View: Time Series - All Data

Plant Miller Client: Southern Company Data: Miller Ash Pond

| | MR-AP-MW-26 | MR-AP-MW-33H | MR-AP-MW-23 | MR-AP-MW-32H | MR-AP-MW-34H | MR-AP-MW-19HA | MR-AP-MW-30H | MR-AP-MW-37H | MR-AP-MW-28H |
|---|---|---|---|---|---|---|---|---|---|
| 2/20/2019 | | | | | | | | | |
| 3/4/2019 | <0.001 | | | | | | | | |
| 3/5/2019 | | | | | | | | | |
| 3/6/2019 | | | | | | | | | |
| 8/27/2019 | | | | | | | | | |
| 8/28/2019 | | | | | | | | | |
| 9/3/2019 | | | | | | | | | |
| 9/24/2019 | | | | | | | | | |
| 3/3/2020 | | | | | | | | | |
| 3/4/2020 | | | | | | | | | |
| 3/5/2020 | | <0.001 | | | | | | | |
| 3/9/2020 | | | <0.001 | | <0.001 | <0.001 | | <0.001 | <0.001 |
| 3/10/2020 | | | | <0.001 | | | <0.001 | | |
| 3/25/2020 | | | | | | | | | |

# Time Series

Constituent: Thallium (mg/L) Analysis Run 7/9/2020 3:07 PM View: Time Series - All Data

Plant Miller Client: Southern Company Data: Miller Ash Pond

| | MR-AP-MW-35H | GS-AP-MW-17V ... |
|---|---|---|
| 2/20/2019 | | <0.001 |
| 3/4/2019 | | |
| 3/5/2019 | | |
| 3/6/2019 | | |
| 8/27/2019 | | |
| 8/28/2019 | | |
| 9/3/2019 | | |
| 9/24/2019 | | <0.001 |
| 3/3/2020 | | |
| 3/4/2020 | | |
| 3/5/2020 | | |
| 3/9/2020 | | |
| 3/10/2020 | <0.001 | |
| 3/25/2020 | | <0.001 |

# Upper Tolerance Limits - Appendix IV

Plant Miller Client: Southern Company Data: Miller Ash Pond Printed 7/23/2020, 8:45 AM

| Constituent | Upper Lim. | Lower Lim. | Bg N | Bg Mean | Std. Dev. | %NDs | ND Adj. | Transform | Alpha | Method |
|---|---|---|---|---|---|---|---|---|---|---|
| Antimony (mg/L) | 0.003 | n/a | 25 | n/a | n/a | 44 | n/a | n/a | 0.2774 | NP Inter(normal... |
| Arsenic (mg/L) | 0.005 | n/a | 25 | n/a | n/a | 44 | n/a | n/a | 0.2774 | NP Inter(normal... |
| Barium (mg/L) | 0.189 | n/a | 25 | n/a | n/a | 0 | n/a | n/a | 0.2774 | NP Inter(normal... |
| Beryllium (mg/L) | 0.003 | n/a | 25 | n/a | n/a | 44 | n/a | n/a | 0.2774 | NP Inter(normal... |
| Cadmium (mg/L) | 0.001 | n/a | 25 | n/a | n/a | 44 | n/a | n/a | 0.2774 | NP Inter(normal... |
| Chromium (mg/L) | 0.01 | n/a | 25 | n/a | n/a | 40 | n/a | n/a | 0.2774 | NP Inter(normal... |
| Cobalt (mg/L) | 0.005 | n/a | 25 | n/a | n/a | 80 | n/a | n/a | 0.2774 | NP Inter(NDs) |
| Combined Radium 226 + 228 (pCi/L) | 1.063 | n/a | 25 | 0.3412 | 0.315 | 0 | None | No | 0.05 | Inter |
| Fluoride (mg/L) | 0.2237 | n/a | 27 | 0.1183 | 0.04659 | 0 | None | No | 0.05 | Inter |
| Lead (mg/L) | 0.005 | n/a | 25 | n/a | n/a | 100 | n/a | n/a | 0.2774 | NP Inter(NDs) |
| Lithium (mg/L) | 0.05 | n/a | 25 | n/a | n/a | 36 | n/a | n/a | 0.2774 | NP Inter(normal... |
| Mercury (mg/L) | 0.0005 | n/a | 25 | n/a | n/a | 44 | n/a | n/a | 0.2774 | NP Inter(normal... |
| Molybdenum (mg/L) | 0.01 | n/a | 25 | n/a | n/a | 44 | n/a | n/a | 0.2774 | NP Inter(normal... |
| Selenium (mg/L) | 0.01 | n/a | 25 | n/a | n/a | 44 | n/a | n/a | 0.2774 | NP Inter(normal... |
| Thallium (mg/L) | 0.001 | n/a | 25 | n/a | n/a | 44 | n/a | n/a | 0.2774 | NP Inter(normal... |

Sanitas™ v.9.6.24 Sanitas software licensed to Southern Company. UG

Tolerance Limit

Interwell Non-parametric




Non-parametric test used in lieu of parametric tolerance limit because the Shapiro Wilk normality test showed the data to be non-normal at the 0.01 alpha level. Limit is highest of 25 background values. 44% NDs. 83.01% coverage at alpha=0.01; 88.87% coverage at alpha=0.05; 97.07% coverage at alpha=0.5. Report alpha = 0.2774.

Constituent: Antimony Analysis Run 7/23/2020 8:43 AM View: Tolerance Limits

Plant Miller Client: Southern Company Data: Miller Ash Pond

Sanitas™ v.9.6.24 Sanitas software licensed to Southern Company. UG

Tolerance Limit

Interwell Non-parametric

Non-parametric test used in lieu of parametric tolerance limit because the Shapiro Wilk normality test showed the data to be non-normal at the 0.01 alpha level. Limit is highest of 25 background values. 44% NDs. 83.01% coverage at alpha=0.01; 88.87% coverage at alpha=0.05; 97.07% coverage at alpha=0.5. Report alpha = 0.2774.

Constituent: Arsenic Analysis Run 7/23/2020 8:43 AM View: Tolerance Limits

Plant Miller Client: Southern Company Data: Miller Ash Pond

Sanitas™ v.9.6.24 Sanitas software licensed to Southern Company. UG

Tolerance Limit

Interwell Non-parametric




Non-parametric test used in lieu of parametric tolerance limit because the Shapiro Wilk normality test showed the data to be non-normal at the 0.01 alpha level. Limit is highest of 25 background values. 83.01% coverage at alpha=0.01; 88.87% coverage at alpha=0.05; 97.07% coverage at alpha=0.5. Report alpha = 0.2774.

Constituent: Barium Analysis Run 7/23/2020 8:43 AM View: Tolerance Limits

Plant Miller Client: Southern Company Data: Miller Ash Pond

Sanitas™ v.9.6.24 Sanitas software licensed to Southern Company. UG

Tolerance Limit

Interwell Non-parametric




Non-parametric test used in lieu of parametric tolerance limit because the Shapiro Wilk normality test showed the data to be non-normal at the 0.01 alpha level. Limit is highest of 25 background values. 44% NDs. 83.01% coverage at alpha=0.01; 88.87% coverage at alpha=0.05; 97.07% coverage at alpha=0.5. Report alpha = 0.2774.

Constituent: Beryllium Analysis Run 7/23/2020 8:43 AM View: Tolerance Limits

Plant Miller Client: Southern Company Data: Miller Ash Pond

Sanitas™ v.9.6.24 Sanitas software licensed to Southern Company. UG

Tolerance Limit

Interwell Non-parametric




Non-parametric test used in lieu of parametric tolerance limit because the Shapiro Wilk normality test showed the data to be non-normal at the 0.01 alpha level. Limit is highest of 25 background values. 44% NDs. 83.01% coverage at alpha=0.01; 88.87% coverage at alpha=0.05; 97.07% coverage at alpha=0.5. Report alpha = 0.2774.

Constituent: Cadmium Analysis Run 7/23/2020 8:43 AM View: Tolerance Limits

Plant Miller Client: Southern Company Data: Miller Ash Pond

Sanitas™ v.9.6.24 Sanitas software licensed to Southern Company. UG

Tolerance Limit

Interwell Non-parametric

Non-parametric test used in lieu of parametric tolerance limit because the Shapiro Wilk normality test showed the data to be non-normal at the 0.01 alpha level. Limit is highest of 25 background values. 40% NDs. 83.01% coverage at alpha=0.01; 88.87% coverage at alpha=0.05; 97.07% coverage at alpha=0.5. Report alpha = 0.2774.

Constituent: Chromium Analysis Run 7/23/2020 8:43 AM View: Tolerance Limits

Plant Miller Client: Southern Company Data: Miller Ash Pond

Sanitas™ v.9.6.24 Sanitas software licensed to Southern Company. UG

Tolerance Limit

Interwell Non-parametric

Non-parametric test used in lieu of parametric tolerance limit because censored data exceeded 50%. Limit is highest of 25 background values. 80% NDs. 83.01% coverage at alpha=0.01; 88.87% coverage at alpha=0.05; 97.07% coverage at alpha=0.5. Report alpha = 0.2774.

Constituent: Cobalt Analysis Run 7/23/2020 8:43 AM View: Tolerance Limits

Plant Miller Client: Southern Company Data: Miller Ash Pond

Sanitas™ v.9.6.24 Sanitas software licensed to Southern Company. UG

Tolerance Limit

Interwell Parametric




95% coverage. Background Data Summary: Mean=0.3412, Std. Dev.=0.315, n=25. Normality test: Shapiro Wilk @alpha = 0.01, calculated = 0.9357, critical = 0.888. Report alpha = 0.05.

Constituent: Combined Radium 226 + 228 Analysis Run 7/23/2020 8:43 AM View: Tolerance Limits

Plant Miller Client: Southern Company Data: Miller Ash Pond

Tolerance Limit

Interwell Parametric




95% coverage. Background Data Summary: Mean=0.1183, Std. Dev.=0.04659, n=27. Normality test: Shapiro Wilk @alpha = 0.01, calculated = 0.9626, critical = 0.894. Report alpha = 0.05.

Constituent: Fluoride Analysis Run 7/23/2020 8:43 AM View: Tolerance Limits

Plant Miller Client: Southern Company Data: Miller Ash Pond



Tolerance Limit

Interwell Non-parametric

Non-parametric test used in lieu of parametric tolerance limit because censored data exceeded 50%. All background values were censored; limit is most recent reporting limit. 83.01% coverage at alpha=0.01; 88.87% coverage at alpha=0.05; 97.07% coverage at alpha=0.5. Report alpha = 0.2774.

Constituent: Lead Analysis Run 7/23/2020 8:43 AM View: Tolerance Limits

Plant Miller Client: Southern Company Data: Miller Ash Pond



Tolerance Limit

Interwell Non-parametric




Non-parametric test used in lieu of parametric tolerance limit because the Shapiro Wilk normality test showed the data to be non-normal at the 0.01 alpha level. Limit is highest of 25 background values. 36% NDs. 83.01% coverage at alpha=0.01; 88.87% coverage at alpha=0.05; 97.07% coverage at alpha=0.5. Report alpha = 0.2774.

Constituent: Lithium Analysis Run 7/23/2020 8:43 AM View: Tolerance Limits

Plant Miller Client: Southern Company Data: Miller Ash Pond



Tolerance Limit

Interwell Non-parametric




Non-parametric test used in lieu of parametric tolerance limit because the Shapiro Wilk normality test showed the data to be non-normal at the 0.01 alpha level. Limit is highest of 25 background values. 44% NDs. 83.01% coverage at alpha=0.01; 88.87% coverage at alpha=0.05; 97.07% coverage at alpha=0.5. Report alpha = 0.2774.

Constituent: Mercury Analysis Run 7/23/2020 8:43 AM View: Tolerance Limits

Plant Miller Client: Southern Company Data: Miller Ash Pond

Tolerance Limit

Interwell Non-parametric

Non-parametric test used in lieu of parametric tolerance limit because the Shapiro Wilk normality test showed the data to be non-normal at the 0.01 alpha level. Limit is highest of 25 background values. 44% NDs. 83.01% coverage at alpha=0.01; 88.87% coverage at alpha=0.05; 97.07% coverage at alpha=0.5. Report alpha = 0.2774.

Constituent: Molybdenum Analysis Run 7/23/2020 8:43 AM View: Tolerance Limits

Plant Miller Client: Southern Company Data: Miller Ash Pond

Sanitas™ v.9.6.24 Sanitas software licensed to Southern Company. UG

Tolerance Limit

Interwell Non-parametric

Non-parametric test used in lieu of parametric tolerance limit because the Shapiro Wilk normality test showed the data to be non-normal at the 0.01 alpha level. Limit is highest of 25 background values. 44% NDs. 83.01% coverage at alpha=0.01; 88.87% coverage at alpha=0.05; 97.07% coverage at alpha=0.5. Report alpha = 0.2774.

Constituent: Selenium Analysis Run 7/23/2020 8:43 AM View: Tolerance Limits

Plant Miller Client: Southern Company Data: Miller Ash Pond

Sanitas™ v.9.6.24 Sanitas software licensed to Southern Company. UG

Tolerance Limit

Interwell Non-parametric




Non-parametric test used in lieu of parametric tolerance limit because the Shapiro Wilk normality test showed the data to be non-normal at the 0.01 alpha level. Limit is highest of 25 background values. 44% NDs. 83.01% coverage at alpha=0.01; 88.87% coverage at alpha=0.05; 97.07% coverage at alpha=0.5. Report alpha = 0.2774.

Constituent: Thallium Analysis Run 7/23/2020 8:43 AM View: Tolerance Limits

Plant Miller Client: Southern Company Data: Miller Ash Pond

# Confidence Intervals - Significant Results

Plant Miller Client: Southern Company Data: Miller Ash Pond Printed 7/9/2020, 3:45 PM

| Constituent | Well | Upper Lim. | Lower Lim. | Compliance | Sig. | N | %NDs | Transform | Alpha | Method |
|---|---|---|---|---|---|---|---|---|---|---|
| **Arsenic (mg/L)** | **MR-AP-MW-3D** | **0.01159** | **0.01064** | **0.01** | **Yes** | **14** | **0** | **No** | **0.01** | **Param.** |
| **Arsenic (mg/L)** | **MR-AP-MW-5** | **0.01337** | **0.01128** | **0.01** | **Yes** | **14** | **0** | **No** | **0.01** | **Param.** |
| **Cobalt (mg/L)** | **MR-AP-MW-2** | **0.08561** | **0.05746** | **0.006** | **Yes** | **14** | **0** | **No** | **0.01** | **Param.** |
| **Cobalt (mg/L)** | **MR-AP-MW-4** | **0.0379** | **0.0128** | **0.006** | **Yes** | **14** | **0** | **No** | **0.01** | **NP (normality)** |
| **Cobalt (mg/L)** | **MR-AP-MW-6** | **0.0669** | **0.04891** | **0.006** | **Yes** | **14** | **0** | **x^2** | **0.01** | **Param.** |
| **Cobalt (mg/L)** | **MR-AP-MW-9D** | **0.01986** | **0.01695** | **0.006** | **Yes** | **14** | **0** | **No** | **0.01** | **Param.** |
| **Cobalt (mg/L)** | **MR-AP-MW-13S** | **0.02237** | **0.02023** | **0.006** | **Yes** | **14** | **0** | **No** | **0.01** | **Param.** |
| **Lithium (mg/L)** | **MR-AP-MW-1** | **0.1908** | **0.129** | **0.05** | **Yes** | **14** | **0** | **No** | **0.01** | **Param.** |
| **Lithium (mg/L)** | **MR-AP-MW-2** | **0.2613** | **0.2039** | **0.05** | **Yes** | **14** | **0** | **No** | **0.01** | **Param.** |
| **Lithium (mg/L)** | **MR-AP-MW-3D** | **0.163** | **0.11** | **0.05** | **Yes** | **14** | **0** | **No** | **0.01** | **NP (normality)** |
| **Lithium (mg/L)** | **MR-AP-MW-3S** | **0.2342** | **0.1712** | **0.05** | **Yes** | **14** | **0** | **No** | **0.01** | **Param.** |
| **Lithium (mg/L)** | **MR-AP-MW-4** | **0.1115** | **0.08513** | **0.05** | **Yes** | **14** | **0** | **No** | **0.01** | **Param.** |
| **Lithium (mg/L)** | **MR-AP-MW-5** | **0.249** | **0.227** | **0.05** | **Yes** | **14** | **0** | **No** | **0.01** | **NP (normality)** |
| **Lithium (mg/L)** | **MR-AP-PZ-5** | **0.1953** | **0.1449** | **0.05** | **Yes** | **14** | **0** | **No** | **0.01** | **Param.** |
| **Lithium (mg/L)** | **MR-AP-MW-6** | **0.09003** | **0.07844** | **0.05** | **Yes** | **14** | **0** | **sqrt(x)** | **0.01** | **Param.** |
| **Lithium (mg/L)** | **MR-AP-MW-7D** | **0.1218** | **0.1046** | **0.05** | **Yes** | **14** | **0** | **ln(x)** | **0.01** | **Param.** |
| **Lithium (mg/L)** | **MR-AP-MW-7S** | **0.18** | **0.141** | **0.05** | **Yes** | **14** | **0** | **No** | **0.01** | **NP (normality)** |
| **Lithium (mg/L)** | **MR-AP-MW-9D** | **0.08108** | **0.07239** | **0.05** | **Yes** | **14** | **0** | **sqrt(x)** | **0.01** | **Param.** |
| **Lithium (mg/L)** | **MR-AP-MW-9S** | **0.1538** | **0.08458** | **0.05** | **Yes** | **14** | **0** | **No** | **0.01** | **Param.** |
| **Lithium (mg/L)** | **MR-AP-MW-10** | **0.1978** | **0.1702** | **0.05** | **Yes** | **14** | **0** | **No** | **0.01** | **Param.** |
| **Lithium (mg/L)** | **MR-AP-MW-11** | **0.307** | **0.118** | **0.05** | **Yes** | **14** | **0** | **No** | **0.01** | **NP (normality)** |
| **Lithium (mg/L)** | **MR-AP-MW-12** | **0.2339** | **0.177** | **0.05** | **Yes** | **13** | **0** | **No** | **0.01** | **Param.** |
| **Lithium (mg/L)** | **MR-AP-MW-13S** | **0.08596** | **0.0789** | **0.05** | **Yes** | **14** | **0** | **No** | **0.01** | **Param.** |

# Confidence Intervals - All Results

Plant Miller Client: Southern Company Data: Miller Ash Pond Printed 7/9/2020, 3:45 PM

| Constituent | Well | Upper Lim. | Lower Lim. | Compliance | Sig. | N | %NDs | Transform | Alpha | Method |
|---|---|---|---|---|---|---|---|---|---|---|
| Antimony (mg/L) | MR-AP-MW-1 | 0.003 | 0.003 | 0.006 | No | 14 | 100 | No | 0.01 | NP (NDs) |
| Antimony (mg/L) | MR-AP-MW-2 | 0.003 | 0.003 | 0.006 | No | 14 | 100 | No | 0.01 | NP (NDs) |
| Antimony (mg/L) | MR-AP-MW-3D | 0.003 | 0.00118 | 0.006 | No | 14 | 85.71 | No | 0.01 | NP (NDs) |
| Antimony (mg/L) | MR-AP-MW-3S | 0.003 | 0.00126 | 0.006 | No | 14 | 85.71 | No | 0.01 | NP (NDs) |
| Antimony (mg/L) | MR-AP-MW-4 | 0.003 | 0.003 | 0.006 | No | 14 | 100 | No | 0.01 | NP (NDs) |
| Antimony (mg/L) | MR-AP-MW-5 | 0.003 | 0.003 | 0.006 | No | 14 | 100 | No | 0.01 | NP (NDs) |
| Antimony (mg/L) | MR-AP-PZ-5 | 0.003 | 0.0009 | 0.006 | No | 14 | 50 | No | 0.01 | NP (normality) |
| Antimony (mg/L) | MR-AP-MW-6 | 0.003 | 0.003 | 0.006 | No | 14 | 100 | No | 0.01 | NP (NDs) |
| Antimony (mg/L) | MR-AP-MW-7D | 0.003 | 0.003 | 0.006 | No | 14 | 100 | No | 0.01 | NP (NDs) |
| Antimony (mg/L) | MR-AP-MW-7S | 0.003 | 0.003 | 0.006 | No | 14 | 100 | No | 0.01 | NP (NDs) |
| Antimony (mg/L) | MR-AP-MW-8D | 0.003 | 0.003 | 0.006 | No | 14 | 100 | No | 0.01 | NP (NDs) |
| Antimony (mg/L) | MR-AP-MW-8S | 0.003 | 0.000744 | 0.006 | No | 14 | 64.29 | No | 0.01 | NP (NDs) |
| Antimony (mg/L) | MR-AP-MW-9D | 0.003 | 0.003 | 0.006 | No | 14 | 100 | No | 0.01 | NP (NDs) |
| Antimony (mg/L) | MR-AP-MW-9S | 0.003 | 0.003 | 0.006 | No | 14 | 100 | No | 0.01 | NP (NDs) |
| Antimony (mg/L) | MR-AP-MW-10 | 0.003 | 0.003 | 0.006 | No | 14 | 100 | No | 0.01 | NP (NDs) |
| Antimony (mg/L) | MR-AP-MW-11 | 0.003 | 0.003 | 0.006 | No | 14 | 100 | No | 0.01 | NP (NDs) |
| Antimony (mg/L) | MR-AP-MW-12 | 0.003 | 0.00069 | 0.006 | No | 13 | 69.23 | No | 0.01 | NP (NDs) |
| Antimony (mg/L) | MR-AP-MW-13D | 0.003 | 0.003 | 0.006 | No | 14 | 100 | No | 0.01 | NP (NDs) |
| Antimony (mg/L) | MR-AP-MW-13S | 0.003 | 0.003 | 0.006 | No | 14 | 100 | No | 0.01 | NP (NDs) |
| Antimony (mg/L) | MR-AP-MW-14 | 0.003 | 0.003 | 0.006 | No | 14 | 100 | No | 0.01 | NP (NDs) |
| Antimony (mg/L) | MR-AP-MW-15 | 0.003 | 0.003 | 0.006 | No | 14 | 100 | No | 0.01 | NP (NDs) |
| Antimony (mg/L) | MR-AP-MW-16 | 0.003 | 0.00107 | 0.006 | No | 14 | 85.71 | No | 0.01 | NP (NDs) |
| Arsenic (mg/L) | MR-AP-MW-1 | 0.00358 | 0.001815 | 0.01 | No | 14 | 0 | No | 0.01 | Param. |
| Arsenic (mg/L) | MR-AP-MW-2 | 0.002246 | 0.001454 | 0.01 | No | 14 | 0 | ln(x) | 0.01 | Param. |
| **Arsenic (mg/L)** | **MR-AP-MW-3D** | **0.01159** | **0.01064** | **0.01** | **Yes** | **14** | **0** | **No** | **0.01** | **Param.** |
| Arsenic (mg/L) | MR-AP-MW-3S | 0.002439 | 0.00175 | 0.01 | No | 14 | 0 | No | 0.01 | Param. |
| Arsenic (mg/L) | MR-AP-MW-4 | 0.005 | 0.005 | 0.01 | No | 14 | 100 | No | 0.01 | NP (NDs) |
| **Arsenic (mg/L)** | **MR-AP-MW-5** | **0.01337** | **0.01128** | **0.01** | **Yes** | **14** | **0** | **No** | **0.01** | **Param.** |
| Arsenic (mg/L) | MR-AP-PZ-5 | 0.004172 | 0.001999 | 0.01 | No | 14 | 7.143 | No | 0.01 | Param. |
| Arsenic (mg/L) | MR-AP-MW-6 | 0.005 | 0.005 | 0.01 | No | 14 | 100 | No | 0.01 | NP (NDs) |
| Arsenic (mg/L) | MR-AP-MW-7D | 0.001968 | 0.001632 | 0.01 | No | 14 | 0 | No | 0.01 | Param. |
| Arsenic (mg/L) | MR-AP-MW-7S | 0.002545 | 0.002265 | 0.01 | No | 14 | 0 | No | 0.01 | Param. |
| Arsenic (mg/L) | MR-AP-MW-8D | 0.005 | 0.00127 | 0.01 | No | 14 | 28.57 | No | 0.01 | NP (normality) |
| Arsenic (mg/L) | MR-AP-MW-8S | 0.005 | 0.005 | 0.01 | No | 14 | 100 | No | 0.01 | NP (NDs) |
| Arsenic (mg/L) | MR-AP-MW-9D | 0.002163 | 0.00192 | 0.01 | No | 14 | 0 | No | 0.01 | Param. |
| Arsenic (mg/L) | MR-AP-MW-9S | 0.005 | 0.005 | 0.01 | No | 14 | 100 | No | 0.01 | NP (NDs) |
| Arsenic (mg/L) | MR-AP-MW-10 | 0.002538 | 0.002013 | 0.01 | No | 14 | 0 | No | 0.01 | Param. |
| Arsenic (mg/L) | MR-AP-MW-11 | 0.005 | 0.005 | 0.01 | No | 14 | 100 | No | 0.01 | NP (NDs) |
| Arsenic (mg/L) | MR-AP-MW-12 | 0.00297 | 0.00167 | 0.01 | No | 13 | 0 | No | 0.01 | NP (normality) |
| Arsenic (mg/L) | MR-AP-MW-13D | 0.00315 | 0.00179 | 0.01 | No | 14 | 0 | No | 0.01 | NP (normality) |
| Arsenic (mg/L) | MR-AP-MW-13S | 0.003865 | 0.003285 | 0.01 | No | 14 | 0 | No | 0.01 | Param. |
| Arsenic (mg/L) | MR-AP-MW-14 | 0.005 | 0.005 | 0.01 | No | 14 | 100 | No | 0.01 | NP (NDs) |
| Arsenic (mg/L) | MR-AP-MW-15 | 0.005 | 0.005 | 0.01 | No | 14 | 100 | No | 0.01 | NP (NDs) |
| Arsenic (mg/L) | MR-AP-MW-16 | 0.005 | 0.00159 | 0.01 | No | 14 | 92.86 | No | 0.01 | NP (NDs) |
| Barium (mg/L) | MR-AP-MW-1 | 0.08961 | 0.05585 | 2 | No | 14 | 0 | No | 0.01 | Param. |
| Barium (mg/L) | MR-AP-MW-2 | 0.0186 | 0.0157 | 2 | No | 14 | 0 | No | 0.01 | NP (normality) |
| Barium (mg/L) | MR-AP-MW-3D | 0.032 | 0.0229 | 2 | No | 14 | 0 | No | 0.01 | NP (normality) |
| Barium (mg/L) | MR-AP-MW-3S | 0.347 | 0.0791 | 2 | No | 14 | 0 | No | 0.01 | NP (normality) |
| Barium (mg/L) | MR-AP-MW-4 | 0.01465 | 0.01305 | 2 | No | 14 | 0 | No | 0.01 | Param. |
| Barium (mg/L) | MR-AP-MW-5 | 0.01597 | 0.01499 | 2 | No | 14 | 0 | No | 0.01 | Param. |
| Barium (mg/L) | MR-AP-PZ-5 | 0.1629 | 0.08737 | 2 | No | 14 | 0 | No | 0.01 | Param. |
| Barium (mg/L) | MR-AP-MW-6 | 0.02687 | 0.02503 | 2 | No | 14 | 0 | No | 0.01 | Param. |
| Barium (mg/L) | MR-AP-MW-7D | 0.03381 | 0.03063 | 2 | No | 14 | 0 | No | 0.01 | Param. |
| Barium (mg/L) | MR-AP-MW-7S | 0.0403 | 0.03571 | 2 | No | 14 | 0 | No | 0.01 | Param. |
| Barium (mg/L) | MR-AP-MW-8D | 0.04422 | 0.03132 | 2 | No | 14 | 0 | No | 0.01 | Param. |
| Barium (mg/L) | MR-AP-MW-8S | 0.02777 | 0.01947 | 2 | No | 14 | 0 | No | 0.01 | Param. |
| Barium (mg/L) | MR-AP-MW-9D | 0.01362 | 0.01175 | 2 | No | 14 | 0 | No | 0.01 | Param. |
| Barium (mg/L) | MR-AP-MW-9S | 0.03255 | 0.01867 | 2 | No | 14 | 0 | No | 0.01 | Param. |
| Barium (mg/L) | MR-AP-MW-10 | 0.01601 | 0.01273 | 2 | No | 14 | 0 | No | 0.01 | Param. |
| Barium (mg/L) | MR-AP-MW-11 | 0.0395 | 0.02945 | 2 | No | 14 | 0 | No | 0.01 | Param. |
| Barium (mg/L) | MR-AP-MW-12 | 0.02346 | 0.0186 | 2 | No | 13 | 0 | No | 0.01 | Param. |
| Barium (mg/L) | MR-AP-MW-13D | 0.08441 | 0.07135 | 2 | No | 14 | 0 | No | 0.01 | Param. |
| Barium (mg/L) | MR-AP-MW-13S | 0.02207 | 0.0188 | 2 | No | 14 | 0 | No | 0.01 | Param. |
| Barium (mg/L) | MR-AP-MW-14 | 0.08043 | 0.0687 | 2 | No | 14 | 0 | No | 0.01 | Param. |
| Barium (mg/L) | MR-AP-MW-15 | 0.1047 | 0.06782 | 2 | No | 14 | 0 | No | 0.01 | Param. |
| Barium (mg/L) | MR-AP-MW-16 | 0.03414 | 0.02508 | 2 | No | 14 | 0 | No | 0.01 | Param. |
| Beryllium (mg/L) | MR-AP-MW-1 | 0.003 | 0.003 | 0.004 | No | 14 | 100 | No | 0.01 | NP (NDs) |
| Beryllium (mg/L) | MR-AP-MW-2 | 0.003 | 0.003 | 0.004 | No | 14 | 100 | No | 0.01 | NP (NDs) |

# Confidence Intervals - All Results

Plant Miller Client: Southern Company Data: Miller Ash Pond Printed 7/9/2020, 3:45 PM

| Constituent | Well | Upper Lim. | Lower Lim. | Compliance | Sig. | N | %NDs | Transform | Alpha | Method |
|---|---|---|---|---|---|---|---|---|---|---|
| Beryllium (mg/L) | MR-AP-MW-3D | 0.003 | 0.003 | 0.004 | No | 14 | 100 | No | 0.01 | NP (NDs) |
| Beryllium (mg/L) | MR-AP-MW-3S | 0.003 | 0.003 | 0.004 | No | 14 | 100 | No | 0.01 | NP (NDs) |
| Beryllium (mg/L) | MR-AP-MW-4 | 0.003 | 0.003 | 0.004 | No | 14 | 100 | No | 0.01 | NP (NDs) |
| Beryllium (mg/L) | MR-AP-MW-5 | 0.003 | 0.003 | 0.004 | No | 14 | 100 | No | 0.01 | NP (NDs) |
| Beryllium (mg/L) | MR-AP-PZ-5 | 0.003 | 0.003 | 0.004 | No | 14 | 100 | No | 0.01 | NP (NDs) |
| Beryllium (mg/L) | MR-AP-MW-6 | 0.003 | 0.003 | 0.004 | No | 14 | 100 | No | 0.01 | NP (NDs) |
| Beryllium (mg/L) | MR-AP-MW-7D | 0.003 | 0.003 | 0.004 | No | 14 | 100 | No | 0.01 | NP (NDs) |
| Beryllium (mg/L) | MR-AP-MW-7S | 0.003 | 0.003 | 0.004 | No | 14 | 100 | No | 0.01 | NP (NDs) |
| Beryllium (mg/L) | MR-AP-MW-8D | 0.003 | 0.003 | 0.004 | No | 14 | 100 | No | 0.01 | NP (NDs) |
| Beryllium (mg/L) | MR-AP-MW-8S | 0.003 | 0.003 | 0.004 | No | 14 | 100 | No | 0.01 | NP (NDs) |
| Beryllium (mg/L) | MR-AP-MW-9D | 0.003 | 0.003 | 0.004 | No | 14 | 100 | No | 0.01 | NP (NDs) |
| Beryllium (mg/L) | MR-AP-MW-9S | 0.003 | 0.003 | 0.004 | No | 14 | 100 | No | 0.01 | NP (NDs) |
| Beryllium (mg/L) | MR-AP-MW-10 | 0.003 | 0.003 | 0.004 | No | 14 | 100 | No | 0.01 | NP (NDs) |
| Beryllium (mg/L) | MR-AP-MW-11 | 0.003 | 0.003 | 0.004 | No | 14 | 100 | No | 0.01 | NP (NDs) |
| Beryllium (mg/L) | MR-AP-MW-12 | 0.003 | 0.003 | 0.004 | No | 13 | 100 | No | 0.01 | NP (NDs) |
| Beryllium (mg/L) | MR-AP-MW-13D | 0.003 | 0.003 | 0.004 | No | 14 | 100 | No | 0.01 | NP (NDs) |
| Beryllium (mg/L) | MR-AP-MW-13S | 0.003 | 0.003 | 0.004 | No | 14 | 100 | No | 0.01 | NP (NDs) |
| Beryllium (mg/L) | MR-AP-MW-14 | 0.003 | 0.003 | 0.004 | No | 14 | 100 | No | 0.01 | NP (NDs) |
| Beryllium (mg/L) | MR-AP-MW-15 | 0.003 | 0.003 | 0.004 | No | 14 | 100 | No | 0.01 | NP (NDs) |
| Beryllium (mg/L) | MR-AP-MW-16 | 0.003 | 0.003 | 0.004 | No | 14 | 100 | No | 0.01 | NP (NDs) |
| Cadmium (mg/L) | MR-AP-MW-1 | 0.001 | 0.000372 | 0.005 | No | 14 | 92.86 | No | 0.01 | NP (NDs) |
| Cadmium (mg/L) | MR-AP-MW-2 | 0.001 | 0.000219 | 0.005 | No | 14 | 92.86 | No | 0.01 | NP (NDs) |
| Cadmium (mg/L) | MR-AP-MW-3D | 0.001 | 0.001 | 0.005 | No | 14 | 100 | No | 0.01 | NP (NDs) |
| Cadmium (mg/L) | MR-AP-MW-3S | 0.001 | 0.001 | 0.005 | No | 14 | 100 | No | 0.01 | NP (NDs) |
| Cadmium (mg/L) | MR-AP-MW-4 | 0.001 | 0.000241 | 0.005 | No | 14 | 42.86 | No | 0.01 | NP (normality) |
| Cadmium (mg/L) | MR-AP-MW-5 | 0.001 | 0.001 | 0.005 | No | 14 | 100 | No | 0.01 | NP (NDs) |
| Cadmium (mg/L) | MR-AP-PZ-5 | 0.001 | 0.001 | 0.005 | No | 14 | 100 | No | 0.01 | NP (NDs) |
| Cadmium (mg/L) | MR-AP-MW-6 | 0.001 | 0.001 | 0.005 | No | 14 | 100 | No | 0.01 | NP (NDs) |
| Cadmium (mg/L) | MR-AP-MW-7D | 0.001 | 0.001 | 0.005 | No | 14 | 100 | No | 0.01 | NP (NDs) |
| Cadmium (mg/L) | MR-AP-MW-7S | 0.001 | 0.001 | 0.005 | No | 14 | 100 | No | 0.01 | NP (NDs) |
| Cadmium (mg/L) | MR-AP-MW-8D | 0.001 | 0.001 | 0.005 | No | 14 | 100 | No | 0.01 | NP (NDs) |
| Cadmium (mg/L) | MR-AP-MW-8S | 0.001 | 0.001 | 0.005 | No | 14 | 100 | No | 0.01 | NP (NDs) |
| Cadmium (mg/L) | MR-AP-MW-9D | 0.001 | 0.001 | 0.005 | No | 14 | 100 | No | 0.01 | NP (NDs) |
| Cadmium (mg/L) | MR-AP-MW-9S | 0.001 | 0.000319 | 0.005 | No | 14 | 92.86 | No | 0.01 | NP (NDs) |
| Cadmium (mg/L) | MR-AP-MW-10 | 0.001 | 0.001 | 0.005 | No | 14 | 100 | No | 0.01 | NP (NDs) |
| Cadmium (mg/L) | MR-AP-MW-11 | 0.001 | 0.001 | 0.005 | No | 14 | 100 | No | 0.01 | NP (NDs) |
| Cadmium (mg/L) | MR-AP-MW-12 | 0.001 | 0.001 | 0.005 | No | 13 | 100 | No | 0.01 | NP (NDs) |
| Cadmium (mg/L) | MR-AP-MW-13D | 0.001 | 0.001 | 0.005 | No | 14 | 100 | No | 0.01 | NP (NDs) |
| Cadmium (mg/L) | MR-AP-MW-13S | 0.001 | 0.001 | 0.005 | No | 14 | 100 | No | 0.01 | NP (NDs) |
| Cadmium (mg/L) | MR-AP-MW-14 | 0.001 | 0.001 | 0.005 | No | 14 | 100 | No | 0.01 | NP (NDs) |
| Cadmium (mg/L) | MR-AP-MW-15 | 0.001 | 0.001 | 0.005 | No | 14 | 100 | No | 0.01 | NP (NDs) |
| Cadmium (mg/L) | MR-AP-MW-16 | 0.001 | 0.000222 | 0.005 | No | 14 | 85.71 | No | 0.01 | NP (NDs) |
| Chromium (mg/L) | MR-AP-MW-1 | 0.01005 | 0.003971 | 0.1 | No | 14 | 14.29 | No | 0.01 | Param. |
| Chromium (mg/L) | MR-AP-MW-2 | 0.01 | 0.01 | 0.1 | No | 14 | 100 | No | 0.01 | NP (NDs) |
| Chromium (mg/L) | MR-AP-MW-3D | 0.01 | 0.01 | 0.1 | No | 14 | 100 | No | 0.01 | NP (NDs) |
| Chromium (mg/L) | MR-AP-MW-3S | 0.01 | 0.01 | 0.1 | No | 14 | 100 | No | 0.01 | NP (NDs) |
| Chromium (mg/L) | MR-AP-MW-4 | 0.01 | 0.01 | 0.1 | No | 14 | 100 | No | 0.01 | NP (NDs) |
| Chromium (mg/L) | MR-AP-MW-5 | 0.01 | 0.01 | 0.1 | No | 14 | 100 | No | 0.01 | NP (NDs) |
| Chromium (mg/L) | MR-AP-PZ-5 | 0.01 | 0.01 | 0.1 | No | 14 | 100 | No | 0.01 | NP (NDs) |
| Chromium (mg/L) | MR-AP-MW-6 | 0.01 | 0.01 | 0.1 | No | 14 | 100 | No | 0.01 | NP (NDs) |
| Chromium (mg/L) | MR-AP-MW-7D | 0.01 | 0.01 | 0.1 | No | 14 | 100 | No | 0.01 | NP (NDs) |
| Chromium (mg/L) | MR-AP-MW-7S | 0.01 | 0.00207 | 0.1 | No | 14 | 92.86 | No | 0.01 | NP (NDs) |
| Chromium (mg/L) | MR-AP-MW-8D | 0.01 | 0.01 | 0.1 | No | 14 | 100 | No | 0.01 | NP (NDs) |
| Chromium (mg/L) | MR-AP-MW-8S | 0.01 | 0.01 | 0.1 | No | 14 | 100 | No | 0.01 | NP (NDs) |
| Chromium (mg/L) | MR-AP-MW-9D | 0.01 | 0.01 | 0.1 | No | 14 | 100 | No | 0.01 | NP (NDs) |
| Chromium (mg/L) | MR-AP-MW-9S | 0.01 | 0.01 | 0.1 | No | 14 | 100 | No | 0.01 | NP (NDs) |
| Chromium (mg/L) | MR-AP-MW-10 | 0.0112 | 0.01 | 0.1 | No | 14 | 92.86 | No | 0.01 | NP (NDs) |
| Chromium (mg/L) | MR-AP-MW-11 | 0.01 | 0.01 | 0.1 | No | 14 | 100 | No | 0.01 | NP (NDs) |
| Chromium (mg/L) | MR-AP-MW-12 | 0.01 | 0.01 | 0.1 | No | 13 | 100 | No | 0.01 | NP (NDs) |
| Chromium (mg/L) | MR-AP-MW-13D | 0.0247 | 0.00264 | 0.1 | No | 14 | 85.71 | No | 0.01 | NP (NDs) |
| Chromium (mg/L) | MR-AP-MW-13S | 0.01 | 0.01 | 0.1 | No | 14 | 100 | No | 0.01 | NP (NDs) |
| Chromium (mg/L) | MR-AP-MW-14 | 0.01 | 0.01 | 0.1 | No | 14 | 100 | No | 0.01 | NP (NDs) |
| Chromium (mg/L) | MR-AP-MW-15 | 0.01 | 0.01 | 0.1 | No | 14 | 100 | No | 0.01 | NP (NDs) |
| Chromium (mg/L) | MR-AP-MW-16 | 0.01 | 0.01 | 0.1 | No | 14 | 100 | No | 0.01 | NP (NDs) |
| Cobalt (mg/L) | MR-AP-MW-1 | 0.005 | 0.005 | 0.006 | No | 14 | 100 | No | 0.01 | NP (NDs) |
| **Cobalt (mg/L)** | **MR-AP-MW-2** | **0.08561** | **0.05746** | **0.006** | **Yes** | **14** | **0** | **No** | **0.01** | **Param.** |
| Cobalt (mg/L) | MR-AP-MW-3D | 0.008041 | 0.005956 | 0.006 | No | 14 | 0 | No | 0.01 | Param. |
| Cobalt (mg/L) | MR-AP-MW-3S | 0.005 | 0.005 | 0.006 | No | 14 | 100 | No | 0.01 | NP (NDs) |

# Confidence Intervals - All Results

Plant Miller Client: Southern Company Data: Miller Ash Pond Printed 7/9/2020, 3:45 PM

| Constituent | Well | Upper Lim. | Lower Lim. | Compliance | Sig. | N | %NDs | Transform | Alpha | Method |
|---|---|---|---|---|---|---|---|---|---|---|
| **Cobalt (mg/L)** | **MR-AP-MW-4** | **0.0379** | **0.0128** | **0.006** | **Yes** | **14** | **0** | **No** | **0.01** | **NP (normality)** |
| Cobalt (mg/L) | MR-AP-MW-5 | 0.005 | 0.005 | 0.006 | No | 14 | 100 | No | 0.01 | NP (NDs) |
| Cobalt (mg/L) | MR-AP-PZ-5 | 0.005 | 0.005 | 0.006 | No | 14 | 100 | No | 0.01 | NP (NDs) |
| **Cobalt (mg/L)** | **MR-AP-MW-6** | **0.0669** | **0.04891** | **0.006** | **Yes** | **14** | **0** | **x^2** | **0.01** | **Param.** |
| Cobalt (mg/L) | MR-AP-MW-7D | 0.005 | 0.005 | 0.006 | No | 14 | 100 | No | 0.01 | NP (NDs) |
| Cobalt (mg/L) | MR-AP-MW-7S | 0.005 | 0.005 | 0.006 | No | 14 | 100 | No | 0.01 | NP (NDs) |
| Cobalt (mg/L) | MR-AP-MW-8D | 0.005541 | 0.003304 | 0.006 | No | 14 | 0 | sqrt(x) | 0.01 | Param. |
| Cobalt (mg/L) | MR-AP-MW-8S | 0.005 | 0.005 | 0.006 | No | 14 | 100 | No | 0.01 | NP (NDs) |
| **Cobalt (mg/L)** | **MR-AP-MW-9D** | **0.01986** | **0.01695** | **0.006** | **Yes** | **14** | **0** | **No** | **0.01** | **Param.** |
| Cobalt (mg/L) | MR-AP-MW-9S | 0.00686 | 0.00419 | 0.006 | No | 14 | 64.29 | No | 0.01 | NP (NDs) |
| Cobalt (mg/L) | MR-AP-MW-10 | 0.005 | 0.00226 | 0.006 | No | 14 | 50 | No | 0.01 | NP (normality) |
| Cobalt (mg/L) | MR-AP-MW-11 | 0.005 | 0.00316 | 0.006 | No | 14 | 85.71 | No | 0.01 | NP (NDs) |
| Cobalt (mg/L) | MR-AP-MW-12 | 0.005 | 0.00211 | 0.006 | No | 13 | 92.31 | No | 0.01 | NP (NDs) |
| Cobalt (mg/L) | MR-AP-MW-13D | 0.005 | 0.00214 | 0.006 | No | 14 | 85.71 | No | 0.01 | NP (NDs) |
| **Cobalt (mg/L)** | **MR-AP-MW-13S** | **0.02237** | **0.02023** | **0.006** | **Yes** | **14** | **0** | **No** | **0.01** | **Param.** |
| Cobalt (mg/L) | MR-AP-MW-14 | 0.005 | 0.005 | 0.006 | No | 14 | 100 | No | 0.01 | NP (NDs) |
| Cobalt (mg/L) | MR-AP-MW-15 | 0.005 | 0.0021 | 0.006 | No | 14 | 92.86 | No | 0.01 | NP (NDs) |
| Cobalt (mg/L) | MR-AP-MW-16 | 0.0152 | 0.00298 | 0.006 | No | 14 | 42.86 | No | 0.01 | NP (normality) |
| Combined Radium 226 + 228 (pCi/L) | MR-AP-MW-1 | 0.598 | 0.3005 | 5 | No | 13 | 0 | No | 0.01 | Param. |
| Combined Radium 226 + 228 (pCi/L) | MR-AP-MW-2 | 0.7887 | 0.3244 | 5 | No | 14 | 0 | No | 0.01 | Param. |
| Combined Radium 226 + 228 (pCi/L) | MR-AP-MW-3D | 0.5632 | 0.1892 | 5 | No | 14 | 0 | No | 0.01 | Param. |
| Combined Radium 226 + 228 (pCi/L) | MR-AP-MW-3S | 0.6733 | 0.1443 | 5 | No | 14 | 0 | No | 0.01 | Param. |
| Combined Radium 226 + 228 (pCi/L) | MR-AP-MW-4 | 0.5837 | 0.1703 | 5 | No | 14 | 0 | No | 0.01 | Param. |
| Combined Radium 226 + 228 (pCi/L) | MR-AP-MW-5 | 0.7368 | 0.3835 | 5 | No | 14 | 0 | No | 0.01 | Param. |
| Combined Radium 226 + 228 (pCi/L) | MR-AP-PZ-5 | 0.5163 | 0.2489 | 5 | No | 14 | 0 | No | 0.01 | Param. |
| Combined Radium 226 + 228 (pCi/L) | MR-AP-MW-6 | 0.4134 | 0.1334 | 5 | No | 14 | 0 | No | 0.01 | Param. |
| Combined Radium 226 + 228 (pCi/L) | MR-AP-MW-7D | 0.5537 | 0.2963 | 5 | No | 14 | 0 | No | 0.01 | Param. |
| Combined Radium 226 + 228 (pCi/L) | MR-AP-MW-7S | 0.5318 | 0.2354 | 5 | No | 14 | 0 | No | 0.01 | Param. |
| Combined Radium 226 + 228 (pCi/L) | MR-AP-MW-8D | 0.6099 | 0.1192 | 5 | No | 14 | 0 | No | 0.01 | Param. |
| Combined Radium 226 + 228 (pCi/L) | MR-AP-MW-8S | 0.3971 | 0.07879 | 5 | No | 14 | 0 | No | 0.01 | Param. |
| Combined Radium 226 + 228 (pCi/L) | MR-AP-MW-9D | 0.6028 | 0.1221 | 5 | No | 14 | 0 | No | 0.01 | Param. |
| Combined Radium 226 + 228 (pCi/L) | MR-AP-MW-9S | 0.6708 | 0.3209 | 5 | No | 14 | 0 | No | 0.01 | Param. |
| Combined Radium 226 + 228 (pCi/L) | MR-AP-MW-10 | 0.6795 | 0.1719 | 5 | No | 14 | 0 | No | 0.01 | Param. |
| Combined Radium 226 + 228 (pCi/L) | MR-AP-MW-11 | 0.4475 | 0.1616 | 5 | No | 14 | 0 | No | 0.01 | Param. |
| Combined Radium 226 + 228 (pCi/L) | MR-AP-MW-12 | 0.9139 | 0.3938 | 5 | No | 13 | 0 | No | 0.01 | Param. |
| Combined Radium 226 + 228 (pCi/L) | MR-AP-MW-13D | 0.5534 | 0.2876 | 5 | No | 14 | 0 | No | 0.01 | Param. |
| Combined Radium 226 + 228 (pCi/L) | MR-AP-MW-13S | 0.605 | 0.06573 | 5 | No | 14 | 0 | No | 0.01 | Param. |
| Combined Radium 226 + 228 (pCi/L) | MR-AP-MW-14 | 0.5212 | 0.1676 | 5 | No | 14 | 0 | No | 0.01 | Param. |
| Combined Radium 226 + 228 (pCi/L) | MR-AP-MW-15 | 0.556 | 0.1875 | 5 | No | 14 | 0 | No | 0.01 | Param. |
| Combined Radium 226 + 228 (pCi/L) | MR-AP-MW-16 | 0.6662 | 0.1477 | 5 | No | 14 | 0 | No | 0.01 | Param. |
| Fluoride (mg/L) | MR-AP-MW-1 | 0.165 | 0.1133 | 4 | No | 15 | 6.667 | x^2 | 0.01 | Param. |
| Fluoride (mg/L) | MR-AP-MW-2 | 0.1315 | 0.05984 | 4 | No | 15 | 13.33 | sqrt(x) | 0.01 | Param. |
| Fluoride (mg/L) | MR-AP-MW-3D | 0.3548 | 0.241 | 4 | No | 15 | 0 | No | 0.01 | Param. |
| Fluoride (mg/L) | MR-AP-MW-3S | 0.2978 | 0.2123 | 4 | No | 15 | 0 | No | 0.01 | Param. |
| Fluoride (mg/L) | MR-AP-MW-4 | 0.2839 | 0.2132 | 4 | No | 15 | 0 | No | 0.01 | Param. |
| Fluoride (mg/L) | MR-AP-MW-5 | 0.3717 | 0.2513 | 4 | No | 15 | 0 | No | 0.01 | Param. |
| Fluoride (mg/L) | MR-AP-PZ-5 | 1.373 | 0.8578 | 4 | No | 15 | 0 | sqrt(x) | 0.01 | Param. |
| Fluoride (mg/L) | MR-AP-MW-6 | 0.1166 | 0.07337 | 4 | No | 15 | 13.33 | No | 0.01 | Param. |
| Fluoride (mg/L) | MR-AP-MW-7D | 0.117 | 0.07154 | 4 | No | 15 | 6.667 | No | 0.01 | Param. |
| Fluoride (mg/L) | MR-AP-MW-7S | 0.2311 | 0.1437 | 4 | No | 15 | 0 | No | 0.01 | Param. |
| Fluoride (mg/L) | MR-AP-MW-8D | 0.3062 | 0.201 | 4 | No | 15 | 0 | No | 0.01 | Param. |
| Fluoride (mg/L) | MR-AP-MW-8S | 0.5233 | 0.3579 | 4 | No | 15 | 0 | No | 0.01 | Param. |
| Fluoride (mg/L) | MR-AP-MW-9D | 0.1565 | 0.08977 | 4 | No | 15 | 6.667 | No | 0.01 | Param. |
| Fluoride (mg/L) | MR-AP-MW-9S | 0.218 | 0.1219 | 4 | No | 15 | 6.667 | No | 0.01 | Param. |
| Fluoride (mg/L) | MR-AP-MW-10 | 0.4425 | 0.3295 | 4 | No | 15 | 0 | No | 0.01 | Param. |
| Fluoride (mg/L) | MR-AP-MW-11 | 0.1443 | 0.1065 | 4 | No | 15 | 6.667 | x^2 | 0.01 | Param. |
| Fluoride (mg/L) | MR-AP-MW-12 | 0.7746 | 0.5807 | 4 | No | 14 | 0 | No | 0.01 | Param. |
| Fluoride (mg/L) | MR-AP-MW-13D | 0.1539 | 0.09208 | 4 | No | 15 | 6.667 | No | 0.01 | Param. |
| Fluoride (mg/L) | MR-AP-MW-13S | 0.1125 | 0.07354 | 4 | No | 15 | 6.667 | No | 0.01 | Param. |
| Fluoride (mg/L) | MR-AP-MW-14 | 0.1902 | 0.1296 | 4 | No | 15 | 6.667 | x^2 | 0.01 | Param. |
| Fluoride (mg/L) | MR-AP-MW-15 | 0.1158 | 0.0834 | 4 | No | 15 | 6.667 | x^2 | 0.01 | Param. |
| Fluoride (mg/L) | MR-AP-MW-16 | 0.1944 | 0.1155 | 4 | No | 15 | 6.667 | No | 0.01 | Param. |
| Lead (mg/L) | MR-AP-MW-1 | 0.005 | 0.005 | 0.015 | No | 14 | 100 | No | 0.01 | NP (NDs) |
| Lead (mg/L) | MR-AP-MW-2 | 0.005 | 0.005 | 0.015 | No | 14 | 100 | No | 0.01 | NP (NDs) |
| Lead (mg/L) | MR-AP-MW-3D | 0.005 | 0.005 | 0.015 | No | 14 | 100 | No | 0.01 | NP (NDs) |
| Lead (mg/L) | MR-AP-MW-3S | 0.005 | 0.005 | 0.015 | No | 14 | 100 | No | 0.01 | NP (NDs) |
| Lead (mg/L) | MR-AP-MW-4 | 0.005 | 0.005 | 0.015 | No | 14 | 100 | No | 0.01 | NP (NDs) |
| Lead (mg/L) | MR-AP-MW-5 | 0.005 | 0.005 | 0.015 | No | 14 | 100 | No | 0.01 | NP (NDs) |

# Confidence Intervals - All Results

Plant Miller Client: Southern Company Data: Miller Ash Pond Printed 7/9/2020, 3:45 PM

| Constituent | Well | Upper Lim. | Lower Lim. | Compliance | Sig. | N | %NDs | Transform | Alpha | Method |
|---|---|---|---|---|---|---|---|---|---|---|
| Lead (mg/L) | MR-AP-PZ-5 | 0.005 | 0.005 | 0.015 | No | 14 | 100 | No | 0.01 | NP (NDs) |
| Lead (mg/L) | MR-AP-MW-6 | 0.005 | 0.005 | 0.015 | No | 14 | 100 | No | 0.01 | NP (NDs) |
| Lead (mg/L) | MR-AP-MW-7D | 0.005 | 0.005 | 0.015 | No | 14 | 100 | No | 0.01 | NP (NDs) |
| Lead (mg/L) | MR-AP-MW-7S | 0.005 | 0.005 | 0.015 | No | 14 | 100 | No | 0.01 | NP (NDs) |
| Lead (mg/L) | MR-AP-MW-8D | 0.005 | 0.005 | 0.015 | No | 14 | 100 | No | 0.01 | NP (NDs) |
| Lead (mg/L) | MR-AP-MW-8S | 0.005 | 0.005 | 0.015 | No | 14 | 100 | No | 0.01 | NP (NDs) |
| Lead (mg/L) | MR-AP-MW-9D | 0.005 | 0.005 | 0.015 | No | 14 | 100 | No | 0.01 | NP (NDs) |
| Lead (mg/L) | MR-AP-MW-9S | 0.005 | 0.005 | 0.015 | No | 14 | 100 | No | 0.01 | NP (NDs) |
| Lead (mg/L) | MR-AP-MW-10 | 0.005 | 0.005 | 0.015 | No | 14 | 100 | No | 0.01 | NP (NDs) |
| Lead (mg/L) | MR-AP-MW-11 | 0.005 | 0.005 | 0.015 | No | 14 | 100 | No | 0.01 | NP (NDs) |
| Lead (mg/L) | MR-AP-MW-12 | 0.005 | 0.005 | 0.015 | No | 13 | 100 | No | 0.01 | NP (NDs) |
| Lead (mg/L) | MR-AP-MW-13D | 0.005 | 0.00129 | 0.015 | No | 14 | 92.86 | No | 0.01 | NP (NDs) |
| Lead (mg/L) | MR-AP-MW-13S | 0.005 | 0.005 | 0.015 | No | 14 | 100 | No | 0.01 | NP (NDs) |
| Lead (mg/L) | MR-AP-MW-14 | 0.005 | 0.005 | 0.015 | No | 14 | 100 | No | 0.01 | NP (NDs) |
| Lead (mg/L) | MR-AP-MW-15 | 0.005 | 0.005 | 0.015 | No | 14 | 100 | No | 0.01 | NP (NDs) |
| Lead (mg/L) | MR-AP-MW-16 | 0.005 | 0.005 | 0.015 | No | 14 | 100 | No | 0.01 | NP (NDs) |
| **Lithium (mg/L)** | **MR-AP-MW-1** | **0.1908** | **0.129** | **0.05** | **Yes** | **14** | **0** | **No** | **0.01** | **Param.** |
| **Lithium (mg/L)** | **MR-AP-MW-2** | **0.2613** | **0.2039** | **0.05** | **Yes** | **14** | **0** | **No** | **0.01** | **Param.** |
| **Lithium (mg/L)** | **MR-AP-MW-3D** | **0.163** | **0.11** | **0.05** | **Yes** | **14** | **0** | **No** | **0.01** | **NP (normality)** |
| **Lithium (mg/L)** | **MR-AP-MW-3S** | **0.2342** | **0.1712** | **0.05** | **Yes** | **14** | **0** | **No** | **0.01** | **Param.** |
| **Lithium (mg/L)** | **MR-AP-MW-4** | **0.1115** | **0.08513** | **0.05** | **Yes** | **14** | **0** | **No** | **0.01** | **Param.** |
| **Lithium (mg/L)** | **MR-AP-MW-5** | **0.249** | **0.227** | **0.05** | **Yes** | **14** | **0** | **No** | **0.01** | **NP (normality)** |
| **Lithium (mg/L)** | **MR-AP-PZ-5** | **0.1953** | **0.1449** | **0.05** | **Yes** | **14** | **0** | **No** | **0.01** | **Param.** |
| **Lithium (mg/L)** | **MR-AP-MW-6** | **0.09003** | **0.07844** | **0.05** | **Yes** | **14** | **0** | **sqrt(x)** | **0.01** | **Param.** |
| **Lithium (mg/L)** | **MR-AP-MW-7D** | **0.1218** | **0.1046** | **0.05** | **Yes** | **14** | **0** | **ln(x)** | **0.01** | **Param.** |
| **Lithium (mg/L)** | **MR-AP-MW-7S** | **0.18** | **0.141** | **0.05** | **Yes** | **14** | **0** | **No** | **0.01** | **NP (normality)** |
| Lithium (mg/L) | MR-AP-MW-8D | 0.0545 | 0.04038 | 0.05 | No | 14 | 0 | No | 0.01 | Param. |
| Lithium (mg/L) | MR-AP-MW-8S | 0.04228 | 0.02993 | 0.05 | No | 14 | 0 | sqrt(x) | 0.01 | Param. |
| **Lithium (mg/L)** | **MR-AP-MW-9D** | **0.08108** | **0.07239** | **0.05** | **Yes** | **14** | **0** | **sqrt(x)** | **0.01** | **Param.** |
| **Lithium (mg/L)** | **MR-AP-MW-9S** | **0.1538** | **0.08458** | **0.05** | **Yes** | **14** | **0** | **No** | **0.01** | **Param.** |
| **Lithium (mg/L)** | **MR-AP-MW-10** | **0.1978** | **0.1702** | **0.05** | **Yes** | **14** | **0** | **No** | **0.01** | **Param.** |
| **Lithium (mg/L)** | **MR-AP-MW-11** | **0.307** | **0.118** | **0.05** | **Yes** | **14** | **0** | **No** | **0.01** | **NP (normality)** |
| **Lithium (mg/L)** | **MR-AP-MW-12** | **0.2339** | **0.177** | **0.05** | **Yes** | **13** | **0** | **No** | **0.01** | **Param.** |
| Lithium (mg/L) | MR-AP-MW-13D | 0.04368 | 0.03865 | 0.05 | No | 14 | 0 | No | 0.01 | Param. |
| **Lithium (mg/L)** | **MR-AP-MW-13S** | **0.08596** | **0.0789** | **0.05** | **Yes** | **14** | **0** | **No** | **0.01** | **Param.** |
| Lithium (mg/L) | MR-AP-MW-14 | 0.02178 | 0.02008 | 0.05 | No | 14 | 7.143 | No | 0.01 | Param. |
| Lithium (mg/L) | MR-AP-MW-15 | 0.02088 | 0.01892 | 0.05 | No | 14 | 7.143 | No | 0.01 | Param. |
| Lithium (mg/L) | MR-AP-MW-16 | 0.06362 | 0.03278 | 0.05 | No | 14 | 0 | No | 0.01 | Param. |
| Mercury (mg/L) | MR-AP-MW-1 | 0.0005 | 0.0005 | 0.002 | No | 14 | 100 | No | 0.01 | NP (NDs) |
| Mercury (mg/L) | MR-AP-MW-2 | 0.0005 | 0.0005 | 0.002 | No | 14 | 100 | No | 0.01 | NP (NDs) |
| Mercury (mg/L) | MR-AP-MW-3D | 0.0005 | 0.0005 | 0.002 | No | 14 | 100 | No | 0.01 | NP (NDs) |
| Mercury (mg/L) | MR-AP-MW-3S | 0.0005 | 0.000318 | 0.002 | No | 14 | 92.86 | No | 0.01 | NP (NDs) |
| Mercury (mg/L) | MR-AP-MW-4 | 0.0005 | 0.0005 | 0.002 | No | 14 | 100 | No | 0.01 | NP (NDs) |
| Mercury (mg/L) | MR-AP-MW-5 | 0.0005 | 0.000319 | 0.002 | No | 14 | 92.86 | No | 0.01 | NP (NDs) |
| Mercury (mg/L) | MR-AP-PZ-5 | 0.0005 | 0.000311 | 0.002 | No | 14 | 92.86 | No | 0.01 | NP (NDs) |
| Mercury (mg/L) | MR-AP-MW-6 | 0.0005 | 0.0005 | 0.002 | No | 14 | 100 | No | 0.01 | NP (NDs) |
| Mercury (mg/L) | MR-AP-MW-7D | 0.0005 | 0.000318 | 0.002 | No | 14 | 92.86 | No | 0.01 | NP (NDs) |
| Mercury (mg/L) | MR-AP-MW-7S | 0.0005 | 0.0005 | 0.002 | No | 14 | 100 | No | 0.01 | NP (NDs) |
| Mercury (mg/L) | MR-AP-MW-8D | 0.0005 | 0.000303 | 0.002 | No | 14 | 92.86 | No | 0.01 | NP (NDs) |
| Mercury (mg/L) | MR-AP-MW-8S | 0.0005 | 0.000334 | 0.002 | No | 14 | 92.86 | No | 0.01 | NP (NDs) |
| Mercury (mg/L) | MR-AP-MW-9D | 0.0005 | 0.000331 | 0.002 | No | 14 | 92.86 | No | 0.01 | NP (NDs) |
| Mercury (mg/L) | MR-AP-MW-9S | 0.0005 | 0.000345 | 0.002 | No | 14 | 92.86 | No | 0.01 | NP (NDs) |
| Mercury (mg/L) | MR-AP-MW-10 | 0.0005 | 0.0005 | 0.002 | No | 14 | 100 | No | 0.01 | NP (NDs) |
| Mercury (mg/L) | MR-AP-MW-11 | 0.0005 | 0.0005 | 0.002 | No | 14 | 100 | No | 0.01 | NP (NDs) |
| Mercury (mg/L) | MR-AP-MW-12 | 0.0005 | 0.0005 | 0.002 | No | 13 | 100 | No | 0.01 | NP (NDs) |
| Mercury (mg/L) | MR-AP-MW-13D | 0.0005 | 0.0005 | 0.002 | No | 14 | 100 | No | 0.01 | NP (NDs) |
| Mercury (mg/L) | MR-AP-MW-13S | 0.0005 | 0.0005 | 0.002 | No | 14 | 100 | No | 0.01 | NP (NDs) |
| Mercury (mg/L) | MR-AP-MW-14 | 0.0005 | 0.0005 | 0.002 | No | 14 | 100 | No | 0.01 | NP (NDs) |
| Mercury (mg/L) | MR-AP-MW-15 | 0.0005 | 0.000316 | 0.002 | No | 14 | 92.86 | No | 0.01 | NP (NDs) |
| Mercury (mg/L) | MR-AP-MW-16 | 0.0005 | 0.0005 | 0.002 | No | 14 | 100 | No | 0.01 | NP (NDs) |
| Molybdenum (mg/L) | MR-AP-MW-1 | 0.01087 | 0.00771 | 0.1 | No | 14 | 0 | No | 0.01 | Param. |
| Molybdenum (mg/L) | MR-AP-MW-2 | 0.01 | 0.01 | 0.1 | No | 14 | 100 | No | 0.01 | NP (NDs) |
| Molybdenum (mg/L) | MR-AP-MW-3D | 0.02432 | 0.02209 | 0.1 | No | 14 | 0 | No | 0.01 | Param. |
| Molybdenum (mg/L) | MR-AP-MW-3S | 0.0557 | 0.0281 | 0.1 | No | 14 | 0 | No | 0.01 | NP (normality) |
| Molybdenum (mg/L) | MR-AP-MW-4 | 0.01 | 0.01 | 0.1 | No | 14 | 100 | No | 0.01 | NP (NDs) |
| Molybdenum (mg/L) | MR-AP-MW-5 | 0.07274 | 0.0666 | 0.1 | No | 14 | 0 | No | 0.01 | Param. |
| Molybdenum (mg/L) | MR-AP-PZ-5 | 0.007814 | 0.00439 | 0.1 | No | 14 | 42.86 | No | 0.01 | Param. |
| Molybdenum (mg/L) | MR-AP-MW-6 | 0.006389 | 0.004782 | 0.1 | No | 14 | 0 | x^2 | 0.01 | Param. |

# Confidence Intervals - All Results

Plant Miller Client: Southern Company Data: Miller Ash Pond Printed 7/9/2020, 3:45 PM

| Constituent | Well | Upper Lim. | Lower Lim. | Compliance | Sig. | N | %NDs | Transform | Alpha | Method |
|---|---|---|---|---|---|---|---|---|---|---|
| Molybdenum (mg/L) | MR-AP-MW-7D | 0.01111 | 0.006809 | 0.1 | No | 14 | 0 | No | 0.01 | Param. |
| Molybdenum (mg/L) | MR-AP-MW-7S | 0.03163 | 0.02759 | 0.1 | No | 14 | 0 | No | 0.01 | Param. |
| Molybdenum (mg/L) | MR-AP-MW-8D | 0.02459 | 0.01231 | 0.1 | No | 14 | 0 | No | 0.01 | Param. |
| Molybdenum (mg/L) | MR-AP-MW-8S | 0.05408 | 0.03258 | 0.1 | No | 14 | 0 | No | 0.01 | Param. |
| Molybdenum (mg/L) | MR-AP-MW-9D | 0.01 | 0.01 | 0.1 | No | 14 | 100 | No | 0.01 | NP (NDs) |
| Molybdenum (mg/L) | MR-AP-MW-9S | 0.01 | 0.01 | 0.1 | No | 14 | 100 | No | 0.01 | NP (NDs) |
| Molybdenum (mg/L) | MR-AP-MW-10 | 0.1252 | 0.07958 | 0.1 | No | 14 | 0 | ln(x) | 0.01 | Param. |
| Molybdenum (mg/L) | MR-AP-MW-11 | 0.01 | 0.01 | 0.1 | No | 14 | 100 | No | 0.01 | NP (NDs) |
| Molybdenum (mg/L) | MR-AP-MW-12 | 0.49 | 0.0322 | 0.1 | No | 13 | 0 | No | 0.01 | NP (normality) |
| Molybdenum (mg/L) | MR-AP-MW-13D | 0.01 | 0.01 | 0.1 | No | 14 | 100 | No | 0.01 | NP (NDs) |
| Molybdenum (mg/L) | MR-AP-MW-13S | 0.01 | 0.01 | 0.1 | No | 14 | 100 | No | 0.01 | NP (NDs) |
| Molybdenum (mg/L) | MR-AP-MW-14 | 0.01 | 0.01 | 0.1 | No | 14 | 100 | No | 0.01 | NP (NDs) |
| Molybdenum (mg/L) | MR-AP-MW-15 | 0.01 | 0.01 | 0.1 | No | 14 | 100 | No | 0.01 | NP (NDs) |
| Molybdenum (mg/L) | MR-AP-MW-16 | 0.03336 | 0.008627 | 0.1 | No | 14 | 0 | x^(1/3) | 0.01 | Param. |
| Selenium (mg/L) | MR-AP-MW-1 | 0.01 | 0.01 | 0.05 | No | 14 | 100 | No | 0.01 | NP (NDs) |
| Selenium (mg/L) | MR-AP-MW-2 | 0.01 | 0.01 | 0.05 | No | 14 | 100 | No | 0.01 | NP (NDs) |
| Selenium (mg/L) | MR-AP-MW-3D | 0.01 | 0.01 | 0.05 | No | 14 | 100 | No | 0.01 | NP (NDs) |
| Selenium (mg/L) | MR-AP-MW-3S | 0.01 | 0.01 | 0.05 | No | 14 | 100 | No | 0.01 | NP (NDs) |
| Selenium (mg/L) | MR-AP-MW-4 | 0.01 | 0.00273 | 0.05 | No | 14 | 50 | No | 0.01 | NP (normality) |
| Selenium (mg/L) | MR-AP-MW-5 | 0.01 | 0.01 | 0.05 | No | 14 | 100 | No | 0.01 | NP (NDs) |
| Selenium (mg/L) | MR-AP-PZ-5 | 0.01 | 0.01 | 0.05 | No | 14 | 100 | No | 0.01 | NP (NDs) |
| Selenium (mg/L) | MR-AP-MW-6 | 0.01 | 0.01 | 0.05 | No | 14 | 100 | No | 0.01 | NP (NDs) |
| Selenium (mg/L) | MR-AP-MW-7D | 0.01 | 0.01 | 0.05 | No | 14 | 100 | No | 0.01 | NP (NDs) |
| Selenium (mg/L) | MR-AP-MW-7S | 0.01 | 0.01 | 0.05 | No | 14 | 100 | No | 0.01 | NP (NDs) |
| Selenium (mg/L) | MR-AP-MW-8D | 0.01 | 0.01 | 0.05 | No | 14 | 100 | No | 0.01 | NP (NDs) |
| Selenium (mg/L) | MR-AP-MW-8S | 0.01 | 0.00359 | 0.05 | No | 14 | 85.71 | No | 0.01 | NP (NDs) |
| Selenium (mg/L) | MR-AP-MW-9D | 0.01 | 0.01 | 0.05 | No | 14 | 100 | No | 0.01 | NP (NDs) |
| Selenium (mg/L) | MR-AP-MW-9S | 0.01 | 0.00584 | 0.05 | No | 14 | 78.57 | No | 0.01 | NP (NDs) |
| Selenium (mg/L) | MR-AP-MW-10 | 0.01 | 0.01 | 0.05 | No | 14 | 100 | No | 0.01 | NP (NDs) |
| Selenium (mg/L) | MR-AP-MW-11 | 0.01 | 0.01 | 0.05 | No | 14 | 100 | No | 0.01 | NP (NDs) |
| Selenium (mg/L) | MR-AP-MW-12 | 0.01 | 0.01 | 0.05 | No | 13 | 100 | No | 0.01 | NP (NDs) |
| Selenium (mg/L) | MR-AP-MW-13D | 0.01 | 0.01 | 0.05 | No | 14 | 100 | No | 0.01 | NP (NDs) |
| Selenium (mg/L) | MR-AP-MW-13S | 0.01 | 0.01 | 0.05 | No | 14 | 100 | No | 0.01 | NP (NDs) |
| Selenium (mg/L) | MR-AP-MW-14 | 0.01 | 0.01 | 0.05 | No | 14 | 100 | No | 0.01 | NP (NDs) |
| Selenium (mg/L) | MR-AP-MW-15 | 0.01 | 0.01 | 0.05 | No | 14 | 100 | No | 0.01 | NP (NDs) |
| Selenium (mg/L) | MR-AP-MW-16 | 0.01 | 0.00271 | 0.05 | No | 14 | 57.14 | No | 0.01 | NP (NDs) |
| Thallium (mg/L) | MR-AP-MW-1 | 0.001 | 0.001 | 0.002 | No | 14 | 100 | No | 0.01 | NP (NDs) |
| Thallium (mg/L) | MR-AP-MW-2 | 0.001 | 0.000219 | 0.002 | No | 14 | 71.43 | No | 0.01 | NP (NDs) |
| Thallium (mg/L) | MR-AP-MW-3D | 0.001 | 0.001 | 0.002 | No | 14 | 100 | No | 0.01 | NP (NDs) |
| Thallium (mg/L) | MR-AP-MW-3S | 0.001 | 0.001 | 0.002 | No | 14 | 100 | No | 0.01 | NP (NDs) |
| Thallium (mg/L) | MR-AP-MW-4 | 0.001 | 0.001 | 0.002 | No | 14 | 100 | No | 0.01 | NP (NDs) |
| Thallium (mg/L) | MR-AP-MW-5 | 0.001 | 0.001 | 0.002 | No | 14 | 100 | No | 0.01 | NP (NDs) |
| Thallium (mg/L) | MR-AP-PZ-5 | 0.001 | 0.001 | 0.002 | No | 14 | 100 | No | 0.01 | NP (NDs) |
| Thallium (mg/L) | MR-AP-MW-6 | 0.001 | 0.001 | 0.002 | No | 14 | 100 | No | 0.01 | NP (NDs) |
| Thallium (mg/L) | MR-AP-MW-7D | 0.001 | 0.001 | 0.002 | No | 14 | 100 | No | 0.01 | NP (NDs) |
| Thallium (mg/L) | MR-AP-MW-7S | 0.001 | 0.001 | 0.002 | No | 14 | 100 | No | 0.01 | NP (NDs) |
| Thallium (mg/L) | MR-AP-MW-8D | 0.001 | 0.001 | 0.002 | No | 14 | 100 | No | 0.01 | NP (NDs) |
| Thallium (mg/L) | MR-AP-MW-8S | 0.001 | 0.001 | 0.002 | No | 14 | 100 | No | 0.01 | NP (NDs) |
| Thallium (mg/L) | MR-AP-MW-9D | 0.001 | 0.001 | 0.002 | No | 14 | 100 | No | 0.01 | NP (NDs) |
| Thallium (mg/L) | MR-AP-MW-9S | 0.001 | 0.001 | 0.002 | No | 14 | 100 | No | 0.01 | NP (NDs) |
| Thallium (mg/L) | MR-AP-MW-10 | 0.001 | 0.001 | 0.002 | No | 14 | 100 | No | 0.01 | NP (NDs) |
| Thallium (mg/L) | MR-AP-MW-11 | 0.001 | 0.001 | 0.002 | No | 14 | 100 | No | 0.01 | NP (NDs) |
| Thallium (mg/L) | MR-AP-MW-12 | 0.001 | 0.001 | 0.002 | No | 13 | 100 | No | 0.01 | NP (NDs) |
| Thallium (mg/L) | MR-AP-MW-13D | 0.001 | 0.001 | 0.002 | No | 14 | 100 | No | 0.01 | NP (NDs) |
| Thallium (mg/L) | MR-AP-MW-13S | 0.001 | 0.001 | 0.002 | No | 14 | 100 | No | 0.01 | NP (NDs) |
| Thallium (mg/L) | MR-AP-MW-14 | 0.001 | 0.001 | 0.002 | No | 14 | 100 | No | 0.01 | NP (NDs) |
| Thallium (mg/L) | MR-AP-MW-15 | 0.001 | 0.001 | 0.002 | No | 14 | 100 | No | 0.01 | NP (NDs) |
| Thallium (mg/L) | MR-AP-MW-16 | 0.001 | 0.0003 | 0.002 | No | 14 | 78.57 | No | 0.01 | NP (NDs) |

Sanitas™ v.9.6.24 Sanitas software licensed to Southern Company. UG

## Non-Parametric Confidence Interval

Compliance Limit is not exceeded. Per-well alpha = 0.01.

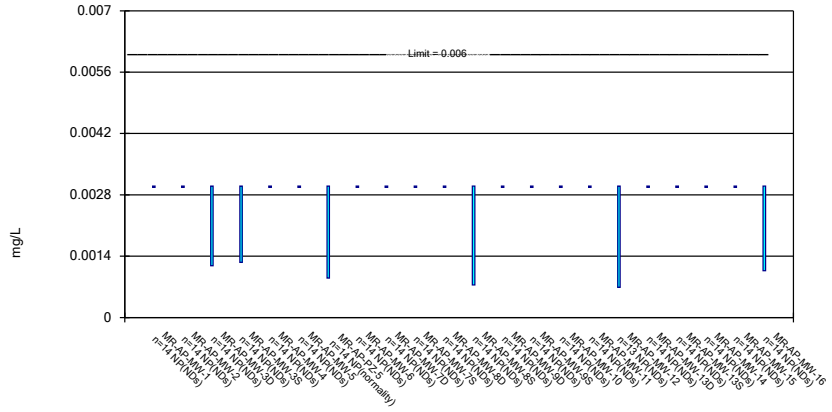


Constituent: Antimony Analysis Run 7/9/2020 3:39 PM View: Confidence Intervals
Plant Miller Client: Southern Company Data: Miller Ash Pond

Sanitas™ v.9.6.24 Sanitas software licensed to Southern Company. UG

## Parametric and Non-Parametric (NP) Confidence Interval

Compliance limit is exceeded.* Per-well alpha = 0.01. Normality Test: Shapiro Wilk, alpha based on n.

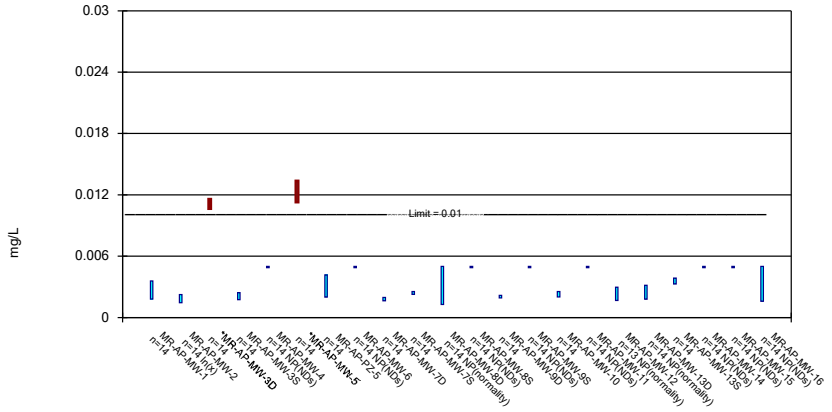


Constituent: Arsenic Analysis Run 7/9/2020 3:39 PM View: Confidence Intervals
Plant Miller Client: Southern Company Data: Miller Ash Pond

Sanitas™ v.9.6.24 Sanitas software licensed to Southern Company. UG

## Parametric and Non-Parametric (NP) Confidence Interval

Compliance Limit is not exceeded. Per-well alpha = 0.01. Normality Test: Shapiro Wilk, alpha based on n.

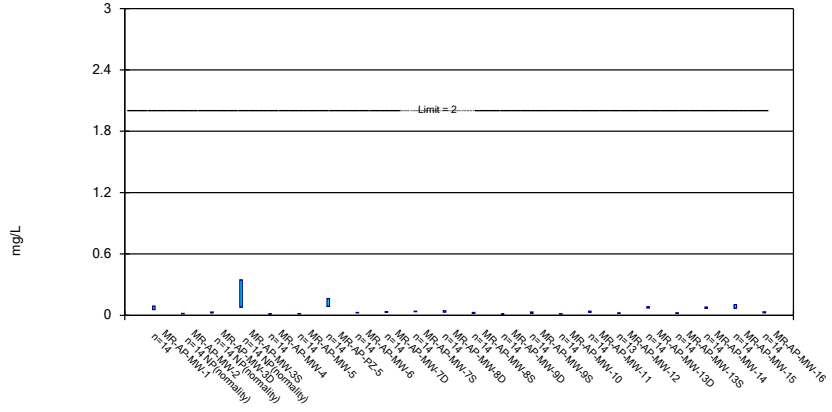


Constituent: Barium Analysis Run 7/9/2020 3:39 PM View: Confidence Intervals
Plant Miller Client: Southern Company Data: Miller Ash Pond

Sanitas™ v.9.6.24 Sanitas software licensed to Southern Company. UG

## Non-Parametric Confidence Interval

Compliance Limit is not exceeded. Per-well alpha = 0.01.

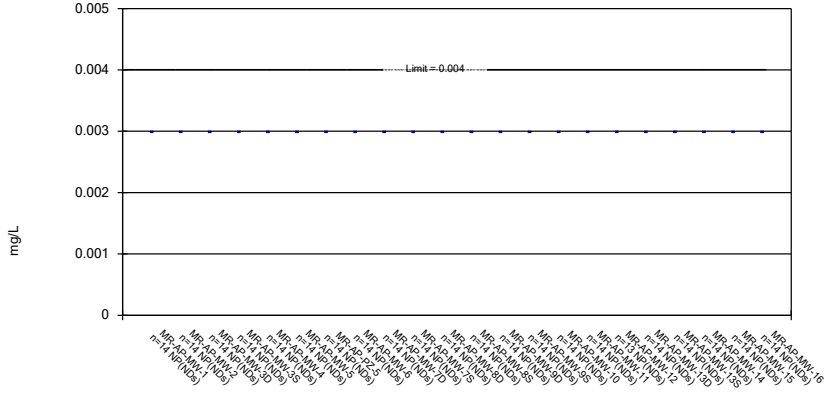


Constituent: Beryllium Analysis Run 7/9/2020 3:39 PM View: Confidence Intervals
Plant Miller Client: Southern Company Data: Miller Ash Pond

Sanitas™ v.9.6.24 Sanitas software licensed to Southern Company. UG

## Non-Parametric Confidence Interval

Compliance Limit is not exceeded. Per-well alpha = 0.01.

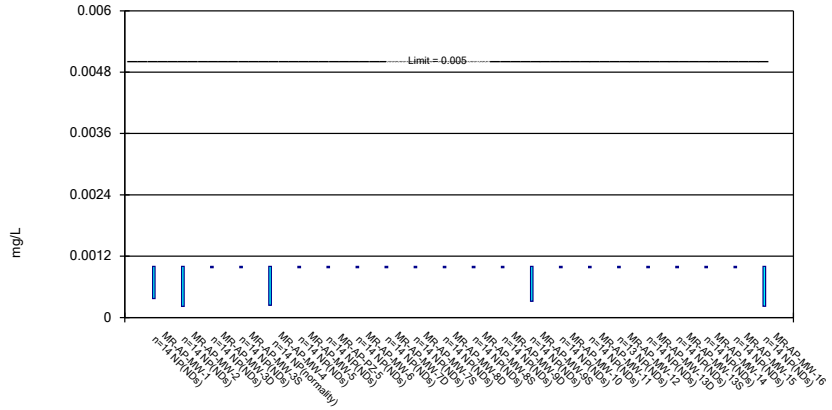


Constituent: Cadmium Analysis Run 7/9/2020 3:39 PM View: Confidence Intervals
Plant Miller Client: Southern Company Data: Miller Ash Pond

Sanitas™ v.9.6.24 Sanitas software licensed to Southern Company. UG

## Parametric and Non-Parametric (NP) Confidence Interval

Compliance Limit is not exceeded. Per-well alpha = 0.01. Normality Test: Shapiro Wilk, alpha based on n.

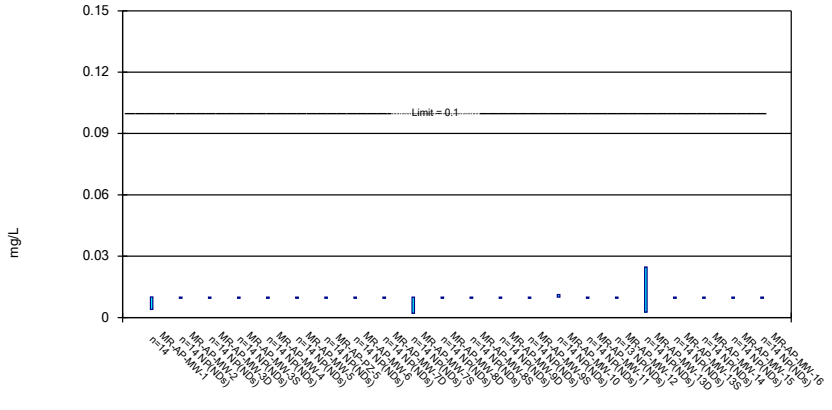


Constituent: Chromium Analysis Run 7/9/2020 3:39 PM View: Confidence Intervals
Plant Miller Client: Southern Company Data: Miller Ash Pond

Sanitas™ v.9.6.24 Sanitas software licensed to Southern Company. UG

## Parametric and Non-Parametric (NP) Confidence Interval

Compliance limit is exceeded.* Per-well alpha = 0.01. Normality Test: Shapiro Wilk, alpha based on n.

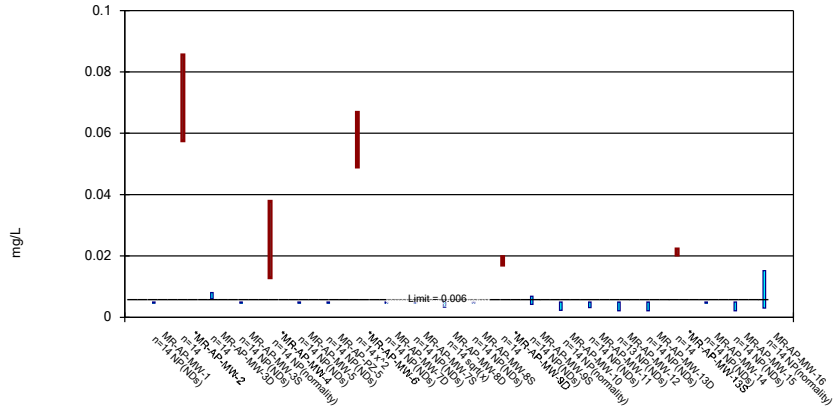


Constituent: Cobalt Analysis Run 7/9/2020 3:39 PM View: Confidence Intervals
Plant Miller Client: Southern Company Data: Miller Ash Pond

Sanitas™ v.9.6.24 Sanitas software licensed to Southern Company. UG

## Parametric Confidence Interval

Compliance Limit is not exceeded. Per-well alpha = 0.01. Normality Test: Shapiro Wilk, alpha based on n.

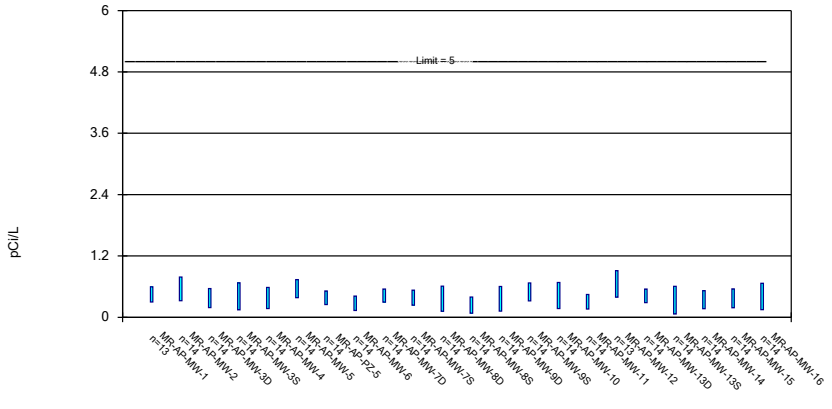


Constituent: Combined Radium 226 + 228 Analysis Run 7/9/2020 3:39 PM View: Confidence Intervals
Plant Miller Client: Southern Company Data: Miller Ash Pond

Sanitas™ v.9.6.24 Sanitas software licensed to Southern Company. UG

## Parametric Confidence Interval

Compliance Limit is not exceeded. Per-well alpha = 0.01. Normality Test: Shapiro Wilk, alpha based on n.

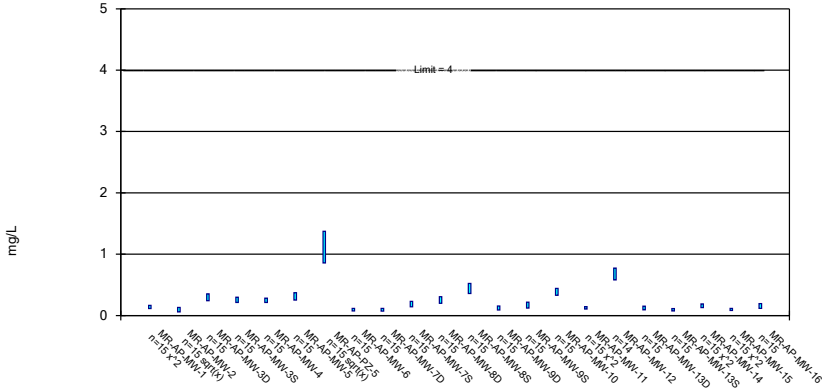


Constituent: Fluoride Analysis Run 7/9/2020 3:39 PM View: Confidence Intervals
Plant Miller Client: Southern Company Data: Miller Ash Pond

Sanitas™ v.9.6.24 Sanitas software licensed to Southern Company. UG

## Non-Parametric Confidence Interval

Compliance Limit is not exceeded. Per-well alpha = 0.01.

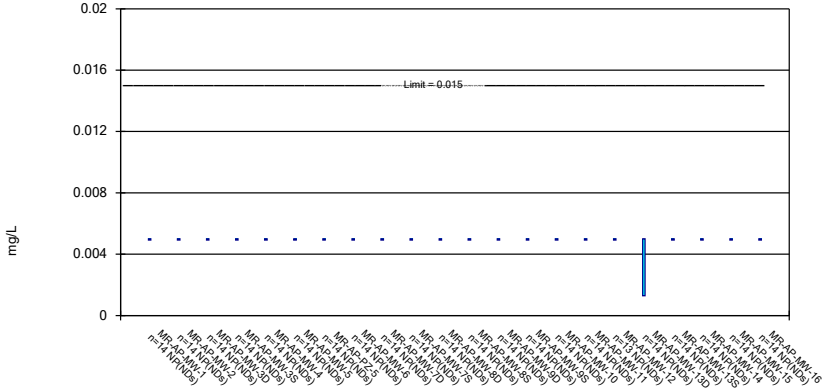


Constituent: Lead Analysis Run 7/9/2020 3:40 PM View: Confidence Intervals
Plant Miller Client: Southern Company Data: Miller Ash Pond

Sanitas™ v.9.6.24 Sanitas software licensed to Southern Company. UG

## Parametric and Non-Parametric (NP) Confidence Interval

Compliance limit is exceeded.* Per-well alpha = 0.01. Normality Test: Shapiro Wilk, alpha based on n.

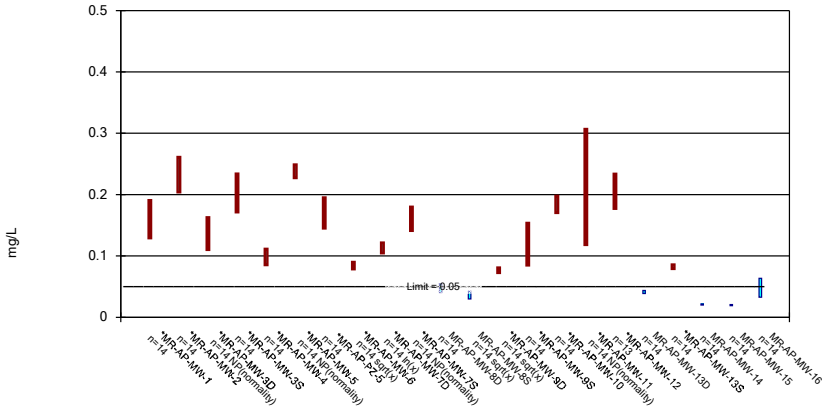


Constituent: Lithium Analysis Run 7/9/2020 3:40 PM View: Confidence Intervals
Plant Miller Client: Southern Company Data: Miller Ash Pond

Sanitas™ v.9.6.24 Sanitas software licensed to Southern Company. UG

## Non-Parametric Confidence Interval

Compliance Limit is not exceeded. Per-well alpha = 0.01.

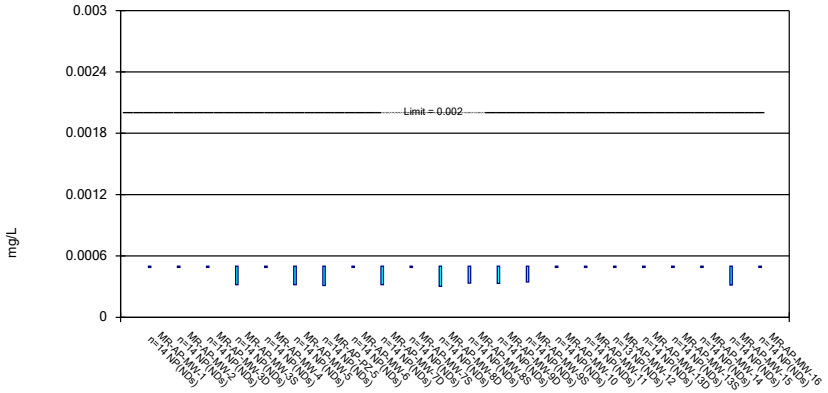


Constituent: Mercury Analysis Run 7/9/2020 3:40 PM View: Confidence Intervals
Plant Miller Client: Southern Company Data: Miller Ash Pond

Sanitas™ v.9.6.24 Sanitas software licensed to Southern Company. UG

## Parametric and Non-Parametric (NP) Confidence Interval

Compliance Limit is not exceeded. Per-well alpha = 0.01. Normality Test: Shapiro Wilk, alpha based on n.

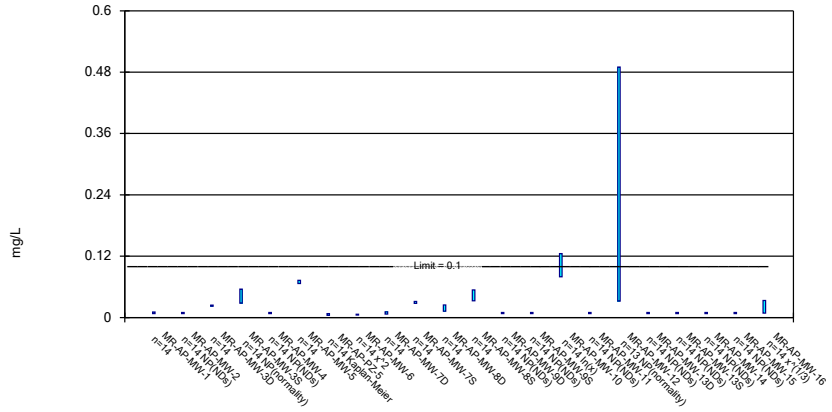


Constituent: Molybdenum Analysis Run 7/9/2020 3:40 PM View: Confidence Intervals
Plant Miller Client: Southern Company Data: Miller Ash Pond

Sanitas™ v.9.6.24 Sanitas software licensed to Southern Company. UG

## Non-Parametric Confidence Interval

Compliance Limit is not exceeded. Per-well alpha = 0.01.

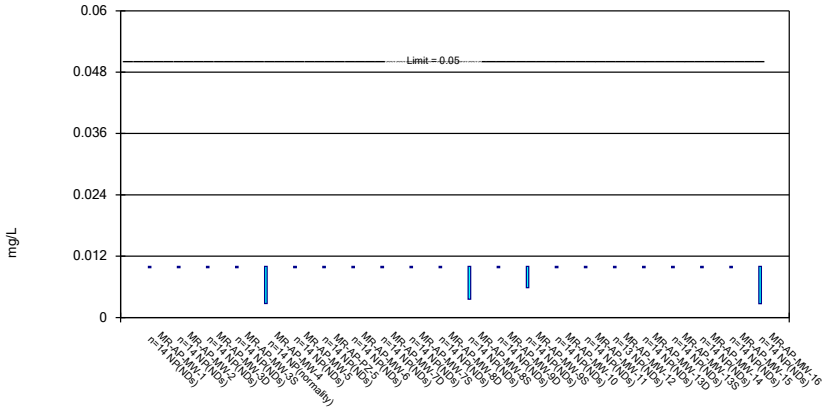


Constituent: Selenium Analysis Run 7/9/2020 3:40 PM View: Confidence Intervals
Plant Miller Client: Southern Company Data: Miller Ash Pond

Sanitas™ v.9.6.24 Sanitas software licensed to Southern Company. UG

## Non-Parametric Confidence Interval

Compliance Limit is not exceeded. Per-well alpha = 0.01.

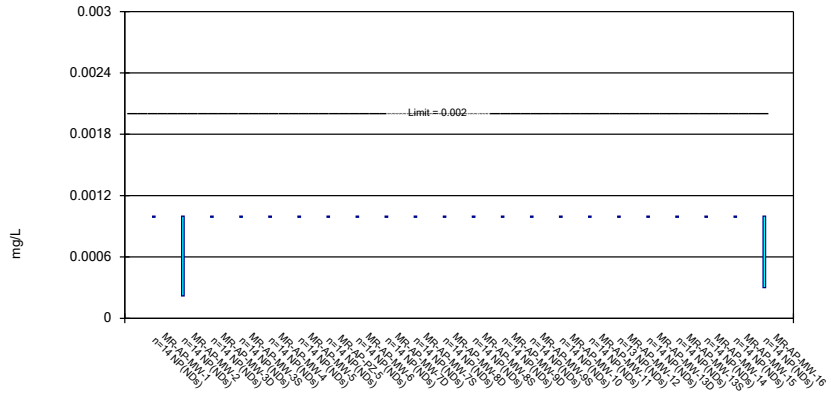


Constituent: Thallium Analysis Run 7/9/2020 3:40 PM View: Confidence Intervals
Plant Miller Client: Southern Company Data: Miller Ash Pond

# Confidence Intervals - Significant Results

Plant Miller Client: Southern Company Data: Miller Ash Pond Printed 7/9/2020, 3:35 PM

| Constituent | Well | Upper Lim. | Lower Lim. | Compliance | Sig. | N | %NDs | Transform | Alpha | Method |
|---|---|---|---|---|---|---|---|---|---|---|
| **Arsenic (mg/L)** | **MR-AP-MW-3D** | **0.01159** | **0.01064** | **0.01** | **Yes** | **14** | **0** | **No** | **0.01** | **Param.** |
| **Arsenic (mg/L)** | **MR-AP-MW-5** | **0.01337** | **0.01128** | **0.01** | **Yes** | **14** | **0** | **No** | **0.01** | **Param.** |
| **Cobalt (mg/L)** | **MR-AP-MW-2** | **0.08561** | **0.05746** | **0.006** | **Yes** | **14** | **0** | **No** | **0.01** | **Param.** |
| **Cobalt (mg/L)** | **MR-AP-MW-4** | **0.0379** | **0.0128** | **0.006** | **Yes** | **14** | **0** | **No** | **0.01** | **NP (normality)** |
| **Cobalt (mg/L)** | **MR-AP-MW-6** | **0.0669** | **0.04891** | **0.006** | **Yes** | **14** | **0** | **x^2** | **0.01** | **Param.** |
| **Cobalt (mg/L)** | **MR-AP-MW-9D** | **0.01986** | **0.01695** | **0.006** | **Yes** | **14** | **0** | **No** | **0.01** | **Param.** |
| **Cobalt (mg/L)** | **MR-AP-MW-13S** | **0.02237** | **0.02023** | **0.006** | **Yes** | **14** | **0** | **No** | **0.01** | **Param.** |
| **Lithium (mg/L)** | **MR-AP-MW-1** | **0.1908** | **0.129** | **0.04** | **Yes** | **14** | **0** | **No** | **0.01** | **Param.** |
| **Lithium (mg/L)** | **MR-AP-MW-2** | **0.2613** | **0.2039** | **0.04** | **Yes** | **14** | **0** | **No** | **0.01** | **Param.** |
| **Lithium (mg/L)** | **MR-AP-MW-3D** | **0.163** | **0.11** | **0.04** | **Yes** | **14** | **0** | **No** | **0.01** | **NP (normality)** |
| **Lithium (mg/L)** | **MR-AP-MW-3S** | **0.2342** | **0.1712** | **0.04** | **Yes** | **14** | **0** | **No** | **0.01** | **Param.** |
| **Lithium (mg/L)** | **MR-AP-MW-4** | **0.1115** | **0.08513** | **0.04** | **Yes** | **14** | **0** | **No** | **0.01** | **Param.** |
| **Lithium (mg/L)** | **MR-AP-MW-5** | **0.249** | **0.227** | **0.04** | **Yes** | **14** | **0** | **No** | **0.01** | **NP (normality)** |
| **Lithium (mg/L)** | **MR-AP-PZ-5** | **0.1953** | **0.1449** | **0.04** | **Yes** | **14** | **0** | **No** | **0.01** | **Param.** |
| **Lithium (mg/L)** | **MR-AP-MW-6** | **0.09003** | **0.07844** | **0.04** | **Yes** | **14** | **0** | **sqrt(x)** | **0.01** | **Param.** |
| **Lithium (mg/L)** | **MR-AP-MW-7D** | **0.1218** | **0.1046** | **0.04** | **Yes** | **14** | **0** | **ln(x)** | **0.01** | **Param.** |
| **Lithium (mg/L)** | **MR-AP-MW-7S** | **0.18** | **0.141** | **0.04** | **Yes** | **14** | **0** | **No** | **0.01** | **NP (normality)** |
| **Lithium (mg/L)** | **MR-AP-MW-8D** | **0.0545** | **0.04038** | **0.04** | **Yes** | **14** | **0** | **No** | **0.01** | **Param.** |
| **Lithium (mg/L)** | **MR-AP-MW-9D** | **0.08108** | **0.07239** | **0.04** | **Yes** | **14** | **0** | **sqrt(x)** | **0.01** | **Param.** |
| **Lithium (mg/L)** | **MR-AP-MW-9S** | **0.1538** | **0.08458** | **0.04** | **Yes** | **14** | **0** | **No** | **0.01** | **Param.** |
| **Lithium (mg/L)** | **MR-AP-MW-10** | **0.1978** | **0.1702** | **0.04** | **Yes** | **14** | **0** | **No** | **0.01** | **Param.** |
| **Lithium (mg/L)** | **MR-AP-MW-11** | **0.307** | **0.118** | **0.04** | **Yes** | **14** | **0** | **No** | **0.01** | **NP (normality)** |
| **Lithium (mg/L)** | **MR-AP-MW-12** | **0.2339** | **0.177** | **0.04** | **Yes** | **13** | **0** | **No** | **0.01** | **Param.** |
| **Lithium (mg/L)** | **MR-AP-MW-13S** | **0.08596** | **0.0789** | **0.04** | **Yes** | **14** | **0** | **No** | **0.01** | **Param.** |

# Confidence Intervals - All Results

Plant Miller Client: Southern Company Data: Miller Ash Pond Printed 7/9/2020, 3:35 PM

| Constituent | Well | Upper Lim. | Lower Lim. | Compliance | Sig. | N | %NDs | Transform | Alpha | Method |
|---|---|---|---|---|---|---|---|---|---|---|
| Antimony (mg/L) | MR-AP-MW-1 | 0.003 | 0.003 | 0.006 | No | 14 | 100 | No | 0.01 | NP (NDs) |
| Antimony (mg/L) | MR-AP-MW-2 | 0.003 | 0.003 | 0.006 | No | 14 | 100 | No | 0.01 | NP (NDs) |
| Antimony (mg/L) | MR-AP-MW-3D | 0.003 | 0.00118 | 0.006 | No | 14 | 85.71 | No | 0.01 | NP (NDs) |
| Antimony (mg/L) | MR-AP-MW-3S | 0.003 | 0.00126 | 0.006 | No | 14 | 85.71 | No | 0.01 | NP (NDs) |
| Antimony (mg/L) | MR-AP-MW-4 | 0.003 | 0.003 | 0.006 | No | 14 | 100 | No | 0.01 | NP (NDs) |
| Antimony (mg/L) | MR-AP-MW-5 | 0.003 | 0.003 | 0.006 | No | 14 | 100 | No | 0.01 | NP (NDs) |
| Antimony (mg/L) | MR-AP-PZ-5 | 0.003 | 0.0009 | 0.006 | No | 14 | 50 | No | 0.01 | NP (normality) |
| Antimony (mg/L) | MR-AP-MW-6 | 0.003 | 0.003 | 0.006 | No | 14 | 100 | No | 0.01 | NP (NDs) |
| Antimony (mg/L) | MR-AP-MW-7D | 0.003 | 0.003 | 0.006 | No | 14 | 100 | No | 0.01 | NP (NDs) |
| Antimony (mg/L) | MR-AP-MW-7S | 0.003 | 0.003 | 0.006 | No | 14 | 100 | No | 0.01 | NP (NDs) |
| Antimony (mg/L) | MR-AP-MW-8D | 0.003 | 0.003 | 0.006 | No | 14 | 100 | No | 0.01 | NP (NDs) |
| Antimony (mg/L) | MR-AP-MW-8S | 0.003 | 0.000744 | 0.006 | No | 14 | 64.29 | No | 0.01 | NP (NDs) |
| Antimony (mg/L) | MR-AP-MW-9D | 0.003 | 0.003 | 0.006 | No | 14 | 100 | No | 0.01 | NP (NDs) |
| Antimony (mg/L) | MR-AP-MW-9S | 0.003 | 0.003 | 0.006 | No | 14 | 100 | No | 0.01 | NP (NDs) |
| Antimony (mg/L) | MR-AP-MW-10 | 0.003 | 0.003 | 0.006 | No | 14 | 100 | No | 0.01 | NP (NDs) |
| Antimony (mg/L) | MR-AP-MW-11 | 0.003 | 0.003 | 0.006 | No | 14 | 100 | No | 0.01 | NP (NDs) |
| Antimony (mg/L) | MR-AP-MW-12 | 0.003 | 0.00069 | 0.006 | No | 13 | 69.23 | No | 0.01 | NP (NDs) |
| Antimony (mg/L) | MR-AP-MW-13D | 0.003 | 0.003 | 0.006 | No | 14 | 100 | No | 0.01 | NP (NDs) |
| Antimony (mg/L) | MR-AP-MW-13S | 0.003 | 0.003 | 0.006 | No | 14 | 100 | No | 0.01 | NP (NDs) |
| Antimony (mg/L) | MR-AP-MW-14 | 0.003 | 0.003 | 0.006 | No | 14 | 100 | No | 0.01 | NP (NDs) |
| Antimony (mg/L) | MR-AP-MW-15 | 0.003 | 0.003 | 0.006 | No | 14 | 100 | No | 0.01 | NP (NDs) |
| Antimony (mg/L) | MR-AP-MW-16 | 0.003 | 0.00107 | 0.006 | No | 14 | 85.71 | No | 0.01 | NP (NDs) |
| Arsenic (mg/L) | MR-AP-MW-1 | 0.00358 | 0.001815 | 0.01 | No | 14 | 0 | No | 0.01 | Param. |
| Arsenic (mg/L) | MR-AP-MW-2 | 0.002246 | 0.001454 | 0.01 | No | 14 | 0 | ln(x) | 0.01 | Param. |
| **Arsenic (mg/L)** | **MR-AP-MW-3D** | **0.01159** | **0.01064** | **0.01** | **Yes** | **14** | **0** | **No** | **0.01** | **Param.** |
| Arsenic (mg/L) | MR-AP-MW-3S | 0.002439 | 0.00175 | 0.01 | No | 14 | 0 | No | 0.01 | Param. |
| Arsenic (mg/L) | MR-AP-MW-4 | 0.005 | 0.005 | 0.01 | No | 14 | 100 | No | 0.01 | NP (NDs) |
| **Arsenic (mg/L)** | **MR-AP-MW-5** | **0.01337** | **0.01128** | **0.01** | **Yes** | **14** | **0** | **No** | **0.01** | **Param.** |
| Arsenic (mg/L) | MR-AP-PZ-5 | 0.004172 | 0.001999 | 0.01 | No | 14 | 7.143 | No | 0.01 | Param. |
| Arsenic (mg/L) | MR-AP-MW-6 | 0.005 | 0.005 | 0.01 | No | 14 | 100 | No | 0.01 | NP (NDs) |
| Arsenic (mg/L) | MR-AP-MW-7D | 0.001968 | 0.001632 | 0.01 | No | 14 | 0 | No | 0.01 | Param. |
| Arsenic (mg/L) | MR-AP-MW-7S | 0.002545 | 0.002265 | 0.01 | No | 14 | 0 | No | 0.01 | Param. |
| Arsenic (mg/L) | MR-AP-MW-8D | 0.005 | 0.00127 | 0.01 | No | 14 | 28.57 | No | 0.01 | NP (normality) |
| Arsenic (mg/L) | MR-AP-MW-8S | 0.005 | 0.005 | 0.01 | No | 14 | 100 | No | 0.01 | NP (NDs) |
| Arsenic (mg/L) | MR-AP-MW-9D | 0.002163 | 0.00192 | 0.01 | No | 14 | 0 | No | 0.01 | Param. |
| Arsenic (mg/L) | MR-AP-MW-9S | 0.005 | 0.005 | 0.01 | No | 14 | 100 | No | 0.01 | NP (NDs) |
| Arsenic (mg/L) | MR-AP-MW-10 | 0.002538 | 0.002013 | 0.01 | No | 14 | 0 | No | 0.01 | Param. |
| Arsenic (mg/L) | MR-AP-MW-11 | 0.005 | 0.005 | 0.01 | No | 14 | 100 | No | 0.01 | NP (NDs) |
| Arsenic (mg/L) | MR-AP-MW-12 | 0.00297 | 0.00167 | 0.01 | No | 13 | 0 | No | 0.01 | NP (normality) |
| Arsenic (mg/L) | MR-AP-MW-13D | 0.00315 | 0.00179 | 0.01 | No | 14 | 0 | No | 0.01 | NP (normality) |
| Arsenic (mg/L) | MR-AP-MW-13S | 0.003865 | 0.003285 | 0.01 | No | 14 | 0 | No | 0.01 | Param. |
| Arsenic (mg/L) | MR-AP-MW-14 | 0.005 | 0.005 | 0.01 | No | 14 | 100 | No | 0.01 | NP (NDs) |
| Arsenic (mg/L) | MR-AP-MW-15 | 0.005 | 0.005 | 0.01 | No | 14 | 100 | No | 0.01 | NP (NDs) |
| Arsenic (mg/L) | MR-AP-MW-16 | 0.005 | 0.00159 | 0.01 | No | 14 | 92.86 | No | 0.01 | NP (NDs) |
| Barium (mg/L) | MR-AP-MW-1 | 0.08961 | 0.05585 | 2 | No | 14 | 0 | No | 0.01 | Param. |
| Barium (mg/L) | MR-AP-MW-2 | 0.0186 | 0.0157 | 2 | No | 14 | 0 | No | 0.01 | NP (normality) |
| Barium (mg/L) | MR-AP-MW-3D | 0.032 | 0.0229 | 2 | No | 14 | 0 | No | 0.01 | NP (normality) |
| Barium (mg/L) | MR-AP-MW-3S | 0.347 | 0.0791 | 2 | No | 14 | 0 | No | 0.01 | NP (normality) |
| Barium (mg/L) | MR-AP-MW-4 | 0.01465 | 0.01305 | 2 | No | 14 | 0 | No | 0.01 | Param. |
| Barium (mg/L) | MR-AP-MW-5 | 0.01597 | 0.01499 | 2 | No | 14 | 0 | No | 0.01 | Param. |
| Barium (mg/L) | MR-AP-PZ-5 | 0.1629 | 0.08737 | 2 | No | 14 | 0 | No | 0.01 | Param. |
| Barium (mg/L) | MR-AP-MW-6 | 0.02687 | 0.02503 | 2 | No | 14 | 0 | No | 0.01 | Param. |
| Barium (mg/L) | MR-AP-MW-7D | 0.03381 | 0.03063 | 2 | No | 14 | 0 | No | 0.01 | Param. |
| Barium (mg/L) | MR-AP-MW-7S | 0.0403 | 0.03571 | 2 | No | 14 | 0 | No | 0.01 | Param. |
| Barium (mg/L) | MR-AP-MW-8D | 0.04422 | 0.03132 | 2 | No | 14 | 0 | No | 0.01 | Param. |
| Barium (mg/L) | MR-AP-MW-8S | 0.02777 | 0.01947 | 2 | No | 14 | 0 | No | 0.01 | Param. |
| Barium (mg/L) | MR-AP-MW-9D | 0.01362 | 0.01175 | 2 | No | 14 | 0 | No | 0.01 | Param. |
| Barium (mg/L) | MR-AP-MW-9S | 0.03255 | 0.01867 | 2 | No | 14 | 0 | No | 0.01 | Param. |
| Barium (mg/L) | MR-AP-MW-10 | 0.01601 | 0.01273 | 2 | No | 14 | 0 | No | 0.01 | Param. |
| Barium (mg/L) | MR-AP-MW-11 | 0.0395 | 0.02945 | 2 | No | 14 | 0 | No | 0.01 | Param. |
| Barium (mg/L) | MR-AP-MW-12 | 0.02346 | 0.0186 | 2 | No | 13 | 0 | No | 0.01 | Param. |
| Barium (mg/L) | MR-AP-MW-13D | 0.08441 | 0.07135 | 2 | No | 14 | 0 | No | 0.01 | Param. |
| Barium (mg/L) | MR-AP-MW-13S | 0.02207 | 0.0188 | 2 | No | 14 | 0 | No | 0.01 | Param. |
| Barium (mg/L) | MR-AP-MW-14 | 0.08043 | 0.0687 | 2 | No | 14 | 0 | No | 0.01 | Param. |
| Barium (mg/L) | MR-AP-MW-15 | 0.1047 | 0.06782 | 2 | No | 14 | 0 | No | 0.01 | Param. |
| Barium (mg/L) | MR-AP-MW-16 | 0.03414 | 0.02508 | 2 | No | 14 | 0 | No | 0.01 | Param. |
| Beryllium (mg/L) | MR-AP-MW-1 | 0.003 | 0.003 | 0.004 | No | 14 | 100 | No | 0.01 | NP (NDs) |
| Beryllium (mg/L) | MR-AP-MW-2 | 0.003 | 0.003 | 0.004 | No | 14 | 100 | No | 0.01 | NP (NDs) |

# Confidence Intervals - All Results

Plant Miller Client: Southern Company Data: Miller Ash Pond Printed 7/9/2020, 3:35 PM

| Constituent | Well | Upper Lim. | Lower Lim. | Compliance | Sig. | N | %NDs | Transform | Alpha | Method |
|---|---|---|---|---|---|---|---|---|---|---|
| Beryllium (mg/L) | MR-AP-MW-3D | 0.003 | 0.003 | 0.004 | No | 14 | 100 | No | 0.01 | NP (NDs) |
| Beryllium (mg/L) | MR-AP-MW-3S | 0.003 | 0.003 | 0.004 | No | 14 | 100 | No | 0.01 | NP (NDs) |
| Beryllium (mg/L) | MR-AP-MW-4 | 0.003 | 0.003 | 0.004 | No | 14 | 100 | No | 0.01 | NP (NDs) |
| Beryllium (mg/L) | MR-AP-MW-5 | 0.003 | 0.003 | 0.004 | No | 14 | 100 | No | 0.01 | NP (NDs) |
| Beryllium (mg/L) | MR-AP-PZ-5 | 0.003 | 0.003 | 0.004 | No | 14 | 100 | No | 0.01 | NP (NDs) |
| Beryllium (mg/L) | MR-AP-MW-6 | 0.003 | 0.003 | 0.004 | No | 14 | 100 | No | 0.01 | NP (NDs) |
| Beryllium (mg/L) | MR-AP-MW-7D | 0.003 | 0.003 | 0.004 | No | 14 | 100 | No | 0.01 | NP (NDs) |
| Beryllium (mg/L) | MR-AP-MW-7S | 0.003 | 0.003 | 0.004 | No | 14 | 100 | No | 0.01 | NP (NDs) |
| Beryllium (mg/L) | MR-AP-MW-8D | 0.003 | 0.003 | 0.004 | No | 14 | 100 | No | 0.01 | NP (NDs) |
| Beryllium (mg/L) | MR-AP-MW-8S | 0.003 | 0.003 | 0.004 | No | 14 | 100 | No | 0.01 | NP (NDs) |
| Beryllium (mg/L) | MR-AP-MW-9D | 0.003 | 0.003 | 0.004 | No | 14 | 100 | No | 0.01 | NP (NDs) |
| Beryllium (mg/L) | MR-AP-MW-9S | 0.003 | 0.003 | 0.004 | No | 14 | 100 | No | 0.01 | NP (NDs) |
| Beryllium (mg/L) | MR-AP-MW-10 | 0.003 | 0.003 | 0.004 | No | 14 | 100 | No | 0.01 | NP (NDs) |
| Beryllium (mg/L) | MR-AP-MW-11 | 0.003 | 0.003 | 0.004 | No | 14 | 100 | No | 0.01 | NP (NDs) |
| Beryllium (mg/L) | MR-AP-MW-12 | 0.003 | 0.003 | 0.004 | No | 13 | 100 | No | 0.01 | NP (NDs) |
| Beryllium (mg/L) | MR-AP-MW-13D | 0.003 | 0.003 | 0.004 | No | 14 | 100 | No | 0.01 | NP (NDs) |
| Beryllium (mg/L) | MR-AP-MW-13S | 0.003 | 0.003 | 0.004 | No | 14 | 100 | No | 0.01 | NP (NDs) |
| Beryllium (mg/L) | MR-AP-MW-14 | 0.003 | 0.003 | 0.004 | No | 14 | 100 | No | 0.01 | NP (NDs) |
| Beryllium (mg/L) | MR-AP-MW-15 | 0.003 | 0.003 | 0.004 | No | 14 | 100 | No | 0.01 | NP (NDs) |
| Beryllium (mg/L) | MR-AP-MW-16 | 0.003 | 0.003 | 0.004 | No | 14 | 100 | No | 0.01 | NP (NDs) |
| Cadmium (mg/L) | MR-AP-MW-1 | 0.001 | 0.000372 | 0.005 | No | 14 | 92.86 | No | 0.01 | NP (NDs) |
| Cadmium (mg/L) | MR-AP-MW-2 | 0.001 | 0.000219 | 0.005 | No | 14 | 92.86 | No | 0.01 | NP (NDs) |
| Cadmium (mg/L) | MR-AP-MW-3D | 0.001 | 0.001 | 0.005 | No | 14 | 100 | No | 0.01 | NP (NDs) |
| Cadmium (mg/L) | MR-AP-MW-3S | 0.001 | 0.001 | 0.005 | No | 14 | 100 | No | 0.01 | NP (NDs) |
| Cadmium (mg/L) | MR-AP-MW-4 | 0.001 | 0.000241 | 0.005 | No | 14 | 42.86 | No | 0.01 | NP (normality) |
| Cadmium (mg/L) | MR-AP-MW-5 | 0.001 | 0.001 | 0.005 | No | 14 | 100 | No | 0.01 | NP (NDs) |
| Cadmium (mg/L) | MR-AP-PZ-5 | 0.001 | 0.001 | 0.005 | No | 14 | 100 | No | 0.01 | NP (NDs) |
| Cadmium (mg/L) | MR-AP-MW-6 | 0.001 | 0.001 | 0.005 | No | 14 | 100 | No | 0.01 | NP (NDs) |
| Cadmium (mg/L) | MR-AP-MW-7D | 0.001 | 0.001 | 0.005 | No | 14 | 100 | No | 0.01 | NP (NDs) |
| Cadmium (mg/L) | MR-AP-MW-7S | 0.001 | 0.001 | 0.005 | No | 14 | 100 | No | 0.01 | NP (NDs) |
| Cadmium (mg/L) | MR-AP-MW-8D | 0.001 | 0.001 | 0.005 | No | 14 | 100 | No | 0.01 | NP (NDs) |
| Cadmium (mg/L) | MR-AP-MW-8S | 0.001 | 0.001 | 0.005 | No | 14 | 100 | No | 0.01 | NP (NDs) |
| Cadmium (mg/L) | MR-AP-MW-9D | 0.001 | 0.001 | 0.005 | No | 14 | 100 | No | 0.01 | NP (NDs) |
| Cadmium (mg/L) | MR-AP-MW-9S | 0.001 | 0.000319 | 0.005 | No | 14 | 92.86 | No | 0.01 | NP (NDs) |
| Cadmium (mg/L) | MR-AP-MW-10 | 0.001 | 0.001 | 0.005 | No | 14 | 100 | No | 0.01 | NP (NDs) |
| Cadmium (mg/L) | MR-AP-MW-11 | 0.001 | 0.001 | 0.005 | No | 14 | 100 | No | 0.01 | NP (NDs) |
| Cadmium (mg/L) | MR-AP-MW-12 | 0.001 | 0.001 | 0.005 | No | 13 | 100 | No | 0.01 | NP (NDs) |
| Cadmium (mg/L) | MR-AP-MW-13D | 0.001 | 0.001 | 0.005 | No | 14 | 100 | No | 0.01 | NP (NDs) |
| Cadmium (mg/L) | MR-AP-MW-13S | 0.001 | 0.001 | 0.005 | No | 14 | 100 | No | 0.01 | NP (NDs) |
| Cadmium (mg/L) | MR-AP-MW-14 | 0.001 | 0.001 | 0.005 | No | 14 | 100 | No | 0.01 | NP (NDs) |
| Cadmium (mg/L) | MR-AP-MW-15 | 0.001 | 0.001 | 0.005 | No | 14 | 100 | No | 0.01 | NP (NDs) |
| Cadmium (mg/L) | MR-AP-MW-16 | 0.001 | 0.000222 | 0.005 | No | 14 | 85.71 | No | 0.01 | NP (NDs) |
| Chromium (mg/L) | MR-AP-MW-1 | 0.01005 | 0.003971 | 0.1 | No | 14 | 14.29 | No | 0.01 | Param. |
| Chromium (mg/L) | MR-AP-MW-2 | 0.01 | 0.01 | 0.1 | No | 14 | 100 | No | 0.01 | NP (NDs) |
| Chromium (mg/L) | MR-AP-MW-3D | 0.01 | 0.01 | 0.1 | No | 14 | 100 | No | 0.01 | NP (NDs) |
| Chromium (mg/L) | MR-AP-MW-3S | 0.01 | 0.01 | 0.1 | No | 14 | 100 | No | 0.01 | NP (NDs) |
| Chromium (mg/L) | MR-AP-MW-4 | 0.01 | 0.01 | 0.1 | No | 14 | 100 | No | 0.01 | NP (NDs) |
| Chromium (mg/L) | MR-AP-MW-5 | 0.01 | 0.01 | 0.1 | No | 14 | 100 | No | 0.01 | NP (NDs) |
| Chromium (mg/L) | MR-AP-PZ-5 | 0.01 | 0.01 | 0.1 | No | 14 | 100 | No | 0.01 | NP (NDs) |
| Chromium (mg/L) | MR-AP-MW-6 | 0.01 | 0.01 | 0.1 | No | 14 | 100 | No | 0.01 | NP (NDs) |
| Chromium (mg/L) | MR-AP-MW-7D | 0.01 | 0.01 | 0.1 | No | 14 | 100 | No | 0.01 | NP (NDs) |
| Chromium (mg/L) | MR-AP-MW-7S | 0.01 | 0.00207 | 0.1 | No | 14 | 92.86 | No | 0.01 | NP (NDs) |
| Chromium (mg/L) | MR-AP-MW-8D | 0.01 | 0.01 | 0.1 | No | 14 | 100 | No | 0.01 | NP (NDs) |
| Chromium (mg/L) | MR-AP-MW-8S | 0.01 | 0.01 | 0.1 | No | 14 | 100 | No | 0.01 | NP (NDs) |
| Chromium (mg/L) | MR-AP-MW-9D | 0.01 | 0.01 | 0.1 | No | 14 | 100 | No | 0.01 | NP (NDs) |
| Chromium (mg/L) | MR-AP-MW-9S | 0.01 | 0.01 | 0.1 | No | 14 | 100 | No | 0.01 | NP (NDs) |
| Chromium (mg/L) | MR-AP-MW-10 | 0.0112 | 0.01 | 0.1 | No | 14 | 92.86 | No | 0.01 | NP (NDs) |
| Chromium (mg/L) | MR-AP-MW-11 | 0.01 | 0.01 | 0.1 | No | 14 | 100 | No | 0.01 | NP (NDs) |
| Chromium (mg/L) | MR-AP-MW-12 | 0.01 | 0.01 | 0.1 | No | 13 | 100 | No | 0.01 | NP (NDs) |
| Chromium (mg/L) | MR-AP-MW-13D | 0.0247 | 0.00264 | 0.1 | No | 14 | 85.71 | No | 0.01 | NP (NDs) |
| Chromium (mg/L) | MR-AP-MW-13S | 0.01 | 0.01 | 0.1 | No | 14 | 100 | No | 0.01 | NP (NDs) |
| Chromium (mg/L) | MR-AP-MW-14 | 0.01 | 0.01 | 0.1 | No | 14 | 100 | No | 0.01 | NP (NDs) |
| Chromium (mg/L) | MR-AP-MW-15 | 0.01 | 0.01 | 0.1 | No | 14 | 100 | No | 0.01 | NP (NDs) |
| Chromium (mg/L) | MR-AP-MW-16 | 0.01 | 0.01 | 0.1 | No | 14 | 100 | No | 0.01 | NP (NDs) |
| Cobalt (mg/L) | MR-AP-MW-1 | 0.005 | 0.005 | 0.006 | No | 14 | 100 | No | 0.01 | NP (NDs) |
| **Cobalt (mg/L)** | **MR-AP-MW-2** | **0.08561** | **0.05746** | **0.006** | **Yes** | **14** | **0** | **No** | **0.01** | **Param.** |
| Cobalt (mg/L) | MR-AP-MW-3D | 0.008041 | 0.005956 | 0.006 | No | 14 | 0 | No | 0.01 | Param. |
| Cobalt (mg/L) | MR-AP-MW-3S | 0.005 | 0.005 | 0.006 | No | 14 | 100 | No | 0.01 | NP (NDs) |

# Confidence Intervals - All Results

Plant Miller Client: Southern Company Data: Miller Ash Pond Printed 7/9/2020, 3:35 PM

| Constituent | Well | Upper Lim. | Lower Lim. | Compliance | Sig. | N | %NDs | Transform | Alpha | Method |
|---|---|---|---|---|---|---|---|---|---|---|
| **Cobalt (mg/L)** | **MR-AP-MW-4** | **0.0379** | **0.0128** | **0.006** | **Yes** | **14** | **0** | **No** | **0.01** | **NP (normality)** |
| Cobalt (mg/L) | MR-AP-MW-5 | 0.005 | 0.005 | 0.006 | No | 14 | 100 | No | 0.01 | NP (NDs) |
| Cobalt (mg/L) | MR-AP-PZ-5 | 0.005 | 0.005 | 0.006 | No | 14 | 100 | No | 0.01 | NP (NDs) |
| **Cobalt (mg/L)** | **MR-AP-MW-6** | **0.0669** | **0.04891** | **0.006** | **Yes** | **14** | **0** | **x^2** | **0.01** | **Param.** |
| Cobalt (mg/L) | MR-AP-MW-7D | 0.005 | 0.005 | 0.006 | No | 14 | 100 | No | 0.01 | NP (NDs) |
| Cobalt (mg/L) | MR-AP-MW-7S | 0.005 | 0.005 | 0.006 | No | 14 | 100 | No | 0.01 | NP (NDs) |
| Cobalt (mg/L) | MR-AP-MW-8D | 0.005541 | 0.003304 | 0.006 | No | 14 | 0 | sqrt(x) | 0.01 | Param. |
| Cobalt (mg/L) | MR-AP-MW-8S | 0.005 | 0.005 | 0.006 | No | 14 | 100 | No | 0.01 | NP (NDs) |
| **Cobalt (mg/L)** | **MR-AP-MW-9D** | **0.01986** | **0.01695** | **0.006** | **Yes** | **14** | **0** | **No** | **0.01** | **Param.** |
| Cobalt (mg/L) | MR-AP-MW-9S | 0.00686 | 0.00419 | 0.006 | No | 14 | 64.29 | No | 0.01 | NP (NDs) |
| Cobalt (mg/L) | MR-AP-MW-10 | 0.005 | 0.00226 | 0.006 | No | 14 | 50 | No | 0.01 | NP (normality) |
| Cobalt (mg/L) | MR-AP-MW-11 | 0.005 | 0.00316 | 0.006 | No | 14 | 85.71 | No | 0.01 | NP (NDs) |
| Cobalt (mg/L) | MR-AP-MW-12 | 0.005 | 0.00211 | 0.006 | No | 13 | 92.31 | No | 0.01 | NP (NDs) |
| Cobalt (mg/L) | MR-AP-MW-13D | 0.005 | 0.00214 | 0.006 | No | 14 | 85.71 | No | 0.01 | NP (NDs) |
| **Cobalt (mg/L)** | **MR-AP-MW-13S** | **0.02237** | **0.02023** | **0.006** | **Yes** | **14** | **0** | **No** | **0.01** | **Param.** |
| Cobalt (mg/L) | MR-AP-MW-14 | 0.005 | 0.005 | 0.006 | No | 14 | 100 | No | 0.01 | NP (NDs) |
| Cobalt (mg/L) | MR-AP-MW-15 | 0.005 | 0.0021 | 0.006 | No | 14 | 92.86 | No | 0.01 | NP (NDs) |
| Cobalt (mg/L) | MR-AP-MW-16 | 0.0152 | 0.00298 | 0.006 | No | 14 | 42.86 | No | 0.01 | NP (normality) |
| Combined Radium 226 + 228 (pCi/L) | MR-AP-MW-1 | 0.598 | 0.3005 | 5 | No | 13 | 0 | No | 0.01 | Param. |
| Combined Radium 226 + 228 (pCi/L) | MR-AP-MW-2 | 0.7887 | 0.3244 | 5 | No | 14 | 0 | No | 0.01 | Param. |
| Combined Radium 226 + 228 (pCi/L) | MR-AP-MW-3D | 0.5632 | 0.1892 | 5 | No | 14 | 0 | No | 0.01 | Param. |
| Combined Radium 226 + 228 (pCi/L) | MR-AP-MW-3S | 0.6733 | 0.1443 | 5 | No | 14 | 0 | No | 0.01 | Param. |
| Combined Radium 226 + 228 (pCi/L) | MR-AP-MW-4 | 0.5837 | 0.1703 | 5 | No | 14 | 0 | No | 0.01 | Param. |
| Combined Radium 226 + 228 (pCi/L) | MR-AP-MW-5 | 0.7368 | 0.3835 | 5 | No | 14 | 0 | No | 0.01 | Param. |
| Combined Radium 226 + 228 (pCi/L) | MR-AP-PZ-5 | 0.5163 | 0.2489 | 5 | No | 14 | 0 | No | 0.01 | Param. |
| Combined Radium 226 + 228 (pCi/L) | MR-AP-MW-6 | 0.4134 | 0.1334 | 5 | No | 14 | 0 | No | 0.01 | Param. |
| Combined Radium 226 + 228 (pCi/L) | MR-AP-MW-7D | 0.5537 | 0.2963 | 5 | No | 14 | 0 | No | 0.01 | Param. |
| Combined Radium 226 + 228 (pCi/L) | MR-AP-MW-7S | 0.5318 | 0.2354 | 5 | No | 14 | 0 | No | 0.01 | Param. |
| Combined Radium 226 + 228 (pCi/L) | MR-AP-MW-8D | 0.6099 | 0.1192 | 5 | No | 14 | 0 | No | 0.01 | Param. |
| Combined Radium 226 + 228 (pCi/L) | MR-AP-MW-8S | 0.3971 | 0.07879 | 5 | No | 14 | 0 | No | 0.01 | Param. |
| Combined Radium 226 + 228 (pCi/L) | MR-AP-MW-9D | 0.6028 | 0.1221 | 5 | No | 14 | 0 | No | 0.01 | Param. |
| Combined Radium 226 + 228 (pCi/L) | MR-AP-MW-9S | 0.6708 | 0.3209 | 5 | No | 14 | 0 | No | 0.01 | Param. |
| Combined Radium 226 + 228 (pCi/L) | MR-AP-MW-10 | 0.6795 | 0.1719 | 5 | No | 14 | 0 | No | 0.01 | Param. |
| Combined Radium 226 + 228 (pCi/L) | MR-AP-MW-11 | 0.4475 | 0.1616 | 5 | No | 14 | 0 | No | 0.01 | Param. |
| Combined Radium 226 + 228 (pCi/L) | MR-AP-MW-12 | 0.9139 | 0.3938 | 5 | No | 13 | 0 | No | 0.01 | Param. |
| Combined Radium 226 + 228 (pCi/L) | MR-AP-MW-13D | 0.5534 | 0.2876 | 5 | No | 14 | 0 | No | 0.01 | Param. |
| Combined Radium 226 + 228 (pCi/L) | MR-AP-MW-13S | 0.605 | 0.06573 | 5 | No | 14 | 0 | No | 0.01 | Param. |
| Combined Radium 226 + 228 (pCi/L) | MR-AP-MW-14 | 0.5212 | 0.1676 | 5 | No | 14 | 0 | No | 0.01 | Param. |
| Combined Radium 226 + 228 (pCi/L) | MR-AP-MW-15 | 0.556 | 0.1875 | 5 | No | 14 | 0 | No | 0.01 | Param. |
| Combined Radium 226 + 228 (pCi/L) | MR-AP-MW-16 | 0.6662 | 0.1477 | 5 | No | 14 | 0 | No | 0.01 | Param. |
| Fluoride (mg/L) | MR-AP-MW-1 | 0.165 | 0.1133 | 4 | No | 15 | 6.667 | x^2 | 0.01 | Param. |
| Fluoride (mg/L) | MR-AP-MW-2 | 0.1315 | 0.05984 | 4 | No | 15 | 13.33 | sqrt(x) | 0.01 | Param. |
| Fluoride (mg/L) | MR-AP-MW-3D | 0.3548 | 0.241 | 4 | No | 15 | 0 | No | 0.01 | Param. |
| Fluoride (mg/L) | MR-AP-MW-3S | 0.2978 | 0.2123 | 4 | No | 15 | 0 | No | 0.01 | Param. |
| Fluoride (mg/L) | MR-AP-MW-4 | 0.2839 | 0.2132 | 4 | No | 15 | 0 | No | 0.01 | Param. |
| Fluoride (mg/L) | MR-AP-MW-5 | 0.3717 | 0.2513 | 4 | No | 15 | 0 | No | 0.01 | Param. |
| Fluoride (mg/L) | MR-AP-PZ-5 | 1.373 | 0.8578 | 4 | No | 15 | 0 | sqrt(x) | 0.01 | Param. |
| Fluoride (mg/L) | MR-AP-MW-6 | 0.1166 | 0.07337 | 4 | No | 15 | 13.33 | No | 0.01 | Param. |
| Fluoride (mg/L) | MR-AP-MW-7D | 0.117 | 0.07154 | 4 | No | 15 | 6.667 | No | 0.01 | Param. |
| Fluoride (mg/L) | MR-AP-MW-7S | 0.2311 | 0.1437 | 4 | No | 15 | 0 | No | 0.01 | Param. |
| Fluoride (mg/L) | MR-AP-MW-8D | 0.3062 | 0.201 | 4 | No | 15 | 0 | No | 0.01 | Param. |
| Fluoride (mg/L) | MR-AP-MW-8S | 0.5233 | 0.3579 | 4 | No | 15 | 0 | No | 0.01 | Param. |
| Fluoride (mg/L) | MR-AP-MW-9D | 0.1565 | 0.08977 | 4 | No | 15 | 6.667 | No | 0.01 | Param. |
| Fluoride (mg/L) | MR-AP-MW-9S | 0.218 | 0.1219 | 4 | No | 15 | 6.667 | No | 0.01 | Param. |
| Fluoride (mg/L) | MR-AP-MW-10 | 0.4425 | 0.3295 | 4 | No | 15 | 0 | No | 0.01 | Param. |
| Fluoride (mg/L) | MR-AP-MW-11 | 0.1443 | 0.1065 | 4 | No | 15 | 6.667 | x^2 | 0.01 | Param. |
| Fluoride (mg/L) | MR-AP-MW-12 | 0.7746 | 0.5807 | 4 | No | 14 | 0 | No | 0.01 | Param. |
| Fluoride (mg/L) | MR-AP-MW-13D | 0.1539 | 0.09208 | 4 | No | 15 | 6.667 | No | 0.01 | Param. |
| Fluoride (mg/L) | MR-AP-MW-13S | 0.1125 | 0.07354 | 4 | No | 15 | 6.667 | No | 0.01 | Param. |
| Fluoride (mg/L) | MR-AP-MW-14 | 0.1902 | 0.1296 | 4 | No | 15 | 6.667 | x^2 | 0.01 | Param. |
| Fluoride (mg/L) | MR-AP-MW-15 | 0.1158 | 0.0834 | 4 | No | 15 | 6.667 | x^2 | 0.01 | Param. |
| Fluoride (mg/L) | MR-AP-MW-16 | 0.1944 | 0.1155 | 4 | No | 15 | 6.667 | No | 0.01 | Param. |
| Lead (mg/L) | MR-AP-MW-1 | 0.005 | 0.005 | 0.015 | No | 14 | 100 | No | 0.01 | NP (NDs) |
| Lead (mg/L) | MR-AP-MW-2 | 0.005 | 0.005 | 0.015 | No | 14 | 100 | No | 0.01 | NP (NDs) |
| Lead (mg/L) | MR-AP-MW-3D | 0.005 | 0.005 | 0.015 | No | 14 | 100 | No | 0.01 | NP (NDs) |
| Lead (mg/L) | MR-AP-MW-3S | 0.005 | 0.005 | 0.015 | No | 14 | 100 | No | 0.01 | NP (NDs) |
| Lead (mg/L) | MR-AP-MW-4 | 0.005 | 0.005 | 0.015 | No | 14 | 100 | No | 0.01 | NP (NDs) |
| Lead (mg/L) | MR-AP-MW-5 | 0.005 | 0.005 | 0.015 | No | 14 | 100 | No | 0.01 | NP (NDs) |

# Confidence Intervals - All Results

Plant Miller Client: Southern Company Data: Miller Ash Pond Printed 7/9/2020, 3:35 PM

| Constituent | Well | Upper Lim. | Lower Lim. | Compliance | Sig. | N | %NDs | Transform | Alpha | Method |
|---|---|---|---|---|---|---|---|---|---|---|
| Lead (mg/L) | MR-AP-PZ-5 | 0.005 | 0.005 | 0.015 | No | 14 | 100 | No | 0.01 | NP (NDs) |
| Lead (mg/L) | MR-AP-MW-6 | 0.005 | 0.005 | 0.015 | No | 14 | 100 | No | 0.01 | NP (NDs) |
| Lead (mg/L) | MR-AP-MW-7D | 0.005 | 0.005 | 0.015 | No | 14 | 100 | No | 0.01 | NP (NDs) |
| Lead (mg/L) | MR-AP-MW-7S | 0.005 | 0.005 | 0.015 | No | 14 | 100 | No | 0.01 | NP (NDs) |
| Lead (mg/L) | MR-AP-MW-8D | 0.005 | 0.005 | 0.015 | No | 14 | 100 | No | 0.01 | NP (NDs) |
| Lead (mg/L) | MR-AP-MW-8S | 0.005 | 0.005 | 0.015 | No | 14 | 100 | No | 0.01 | NP (NDs) |
| Lead (mg/L) | MR-AP-MW-9D | 0.005 | 0.005 | 0.015 | No | 14 | 100 | No | 0.01 | NP (NDs) |
| Lead (mg/L) | MR-AP-MW-9S | 0.005 | 0.005 | 0.015 | No | 14 | 100 | No | 0.01 | NP (NDs) |
| Lead (mg/L) | MR-AP-MW-10 | 0.005 | 0.005 | 0.015 | No | 14 | 100 | No | 0.01 | NP (NDs) |
| Lead (mg/L) | MR-AP-MW-11 | 0.005 | 0.005 | 0.015 | No | 14 | 100 | No | 0.01 | NP (NDs) |
| Lead (mg/L) | MR-AP-MW-12 | 0.005 | 0.005 | 0.015 | No | 13 | 100 | No | 0.01 | NP (NDs) |
| Lead (mg/L) | MR-AP-MW-13D | 0.005 | 0.00129 | 0.015 | No | 14 | 92.86 | No | 0.01 | NP (NDs) |
| Lead (mg/L) | MR-AP-MW-13S | 0.005 | 0.005 | 0.015 | No | 14 | 100 | No | 0.01 | NP (NDs) |
| Lead (mg/L) | MR-AP-MW-14 | 0.005 | 0.005 | 0.015 | No | 14 | 100 | No | 0.01 | NP (NDs) |
| Lead (mg/L) | MR-AP-MW-15 | 0.005 | 0.005 | 0.015 | No | 14 | 100 | No | 0.01 | NP (NDs) |
| Lead (mg/L) | MR-AP-MW-16 | 0.005 | 0.005 | 0.015 | No | 14 | 100 | No | 0.01 | NP (NDs) |
| **Lithium (mg/L)** | **MR-AP-MW-1** | **0.1908** | **0.129** | **0.04** | **Yes** | **14** | **0** | **No** | **0.01** | **Param.** |
| **Lithium (mg/L)** | **MR-AP-MW-2** | **0.2613** | **0.2039** | **0.04** | **Yes** | **14** | **0** | **No** | **0.01** | **Param.** |
| **Lithium (mg/L)** | **MR-AP-MW-3D** | **0.163** | **0.11** | **0.04** | **Yes** | **14** | **0** | **No** | **0.01** | **NP (normality)** |
| **Lithium (mg/L)** | **MR-AP-MW-3S** | **0.2342** | **0.1712** | **0.04** | **Yes** | **14** | **0** | **No** | **0.01** | **Param.** |
| **Lithium (mg/L)** | **MR-AP-MW-4** | **0.1115** | **0.08513** | **0.04** | **Yes** | **14** | **0** | **No** | **0.01** | **Param.** |
| **Lithium (mg/L)** | **MR-AP-MW-5** | **0.249** | **0.227** | **0.04** | **Yes** | **14** | **0** | **No** | **0.01** | **NP (normality)** |
| **Lithium (mg/L)** | **MR-AP-PZ-5** | **0.1953** | **0.1449** | **0.04** | **Yes** | **14** | **0** | **No** | **0.01** | **Param.** |
| **Lithium (mg/L)** | **MR-AP-MW-6** | **0.09003** | **0.07844** | **0.04** | **Yes** | **14** | **0** | **sqrt(x)** | **0.01** | **Param.** |
| **Lithium (mg/L)** | **MR-AP-MW-7D** | **0.1218** | **0.1046** | **0.04** | **Yes** | **14** | **0** | **ln(x)** | **0.01** | **Param.** |
| **Lithium (mg/L)** | **MR-AP-MW-7S** | **0.18** | **0.141** | **0.04** | **Yes** | **14** | **0** | **No** | **0.01** | **NP (normality)** |
| **Lithium (mg/L)** | **MR-AP-MW-8D** | **0.0545** | **0.04038** | **0.04** | **Yes** | **14** | **0** | **No** | **0.01** | **Param.** |
| Lithium (mg/L) | MR-AP-MW-8S | 0.04228 | 0.02993 | 0.04 | No | 14 | 0 | sqrt(x) | 0.01 | Param. |
| **Lithium (mg/L)** | **MR-AP-MW-9D** | **0.08108** | **0.07239** | **0.04** | **Yes** | **14** | **0** | **sqrt(x)** | **0.01** | **Param.** |
| **Lithium (mg/L)** | **MR-AP-MW-9S** | **0.1538** | **0.08458** | **0.04** | **Yes** | **14** | **0** | **No** | **0.01** | **Param.** |
| **Lithium (mg/L)** | **MR-AP-MW-10** | **0.1978** | **0.1702** | **0.04** | **Yes** | **14** | **0** | **No** | **0.01** | **Param.** |
| **Lithium (mg/L)** | **MR-AP-MW-11** | **0.307** | **0.118** | **0.04** | **Yes** | **14** | **0** | **No** | **0.01** | **NP (normality)** |
| **Lithium (mg/L)** | **MR-AP-MW-12** | **0.2339** | **0.177** | **0.04** | **Yes** | **13** | **0** | **No** | **0.01** | **Param.** |
| Lithium (mg/L) | MR-AP-MW-13D | 0.04368 | 0.03865 | 0.04 | No | 14 | 0 | No | 0.01 | Param. |
| **Lithium (mg/L)** | **MR-AP-MW-13S** | **0.08596** | **0.0789** | **0.04** | **Yes** | **14** | **0** | **No** | **0.01** | **Param.** |
| Lithium (mg/L) | MR-AP-MW-14 | 0.02178 | 0.02008 | 0.04 | No | 14 | 7.143 | No | 0.01 | Param. |
| Lithium (mg/L) | MR-AP-MW-15 | 0.02088 | 0.01892 | 0.04 | No | 14 | 7.143 | No | 0.01 | Param. |
| Lithium (mg/L) | MR-AP-MW-16 | 0.06362 | 0.03278 | 0.04 | No | 14 | 0 | No | 0.01 | Param. |
| Mercury (mg/L) | MR-AP-MW-1 | 0.0005 | 0.0005 | 0.002 | No | 14 | 100 | No | 0.01 | NP (NDs) |
| Mercury (mg/L) | MR-AP-MW-2 | 0.0005 | 0.0005 | 0.002 | No | 14 | 100 | No | 0.01 | NP (NDs) |
| Mercury (mg/L) | MR-AP-MW-3D | 0.0005 | 0.0005 | 0.002 | No | 14 | 100 | No | 0.01 | NP (NDs) |
| Mercury (mg/L) | MR-AP-MW-3S | 0.0005 | 0.000318 | 0.002 | No | 14 | 92.86 | No | 0.01 | NP (NDs) |
| Mercury (mg/L) | MR-AP-MW-4 | 0.0005 | 0.0005 | 0.002 | No | 14 | 100 | No | 0.01 | NP (NDs) |
| Mercury (mg/L) | MR-AP-MW-5 | 0.0005 | 0.000319 | 0.002 | No | 14 | 92.86 | No | 0.01 | NP (NDs) |
| Mercury (mg/L) | MR-AP-PZ-5 | 0.0005 | 0.000311 | 0.002 | No | 14 | 92.86 | No | 0.01 | NP (NDs) |
| Mercury (mg/L) | MR-AP-MW-6 | 0.0005 | 0.0005 | 0.002 | No | 14 | 100 | No | 0.01 | NP (NDs) |
| Mercury (mg/L) | MR-AP-MW-7D | 0.0005 | 0.000318 | 0.002 | No | 14 | 92.86 | No | 0.01 | NP (NDs) |
| Mercury (mg/L) | MR-AP-MW-7S | 0.0005 | 0.0005 | 0.002 | No | 14 | 100 | No | 0.01 | NP (NDs) |
| Mercury (mg/L) | MR-AP-MW-8D | 0.0005 | 0.000303 | 0.002 | No | 14 | 92.86 | No | 0.01 | NP (NDs) |
| Mercury (mg/L) | MR-AP-MW-8S | 0.0005 | 0.000334 | 0.002 | No | 14 | 92.86 | No | 0.01 | NP (NDs) |
| Mercury (mg/L) | MR-AP-MW-9D | 0.0005 | 0.000331 | 0.002 | No | 14 | 92.86 | No | 0.01 | NP (NDs) |
| Mercury (mg/L) | MR-AP-MW-9S | 0.0005 | 0.000345 | 0.002 | No | 14 | 92.86 | No | 0.01 | NP (NDs) |
| Mercury (mg/L) | MR-AP-MW-10 | 0.0005 | 0.0005 | 0.002 | No | 14 | 100 | No | 0.01 | NP (NDs) |
| Mercury (mg/L) | MR-AP-MW-11 | 0.0005 | 0.0005 | 0.002 | No | 14 | 100 | No | 0.01 | NP (NDs) |
| Mercury (mg/L) | MR-AP-MW-12 | 0.0005 | 0.0005 | 0.002 | No | 13 | 100 | No | 0.01 | NP (NDs) |
| Mercury (mg/L) | MR-AP-MW-13D | 0.0005 | 0.0005 | 0.002 | No | 14 | 100 | No | 0.01 | NP (NDs) |
| Mercury (mg/L) | MR-AP-MW-13S | 0.0005 | 0.0005 | 0.002 | No | 14 | 100 | No | 0.01 | NP (NDs) |
| Mercury (mg/L) | MR-AP-MW-14 | 0.0005 | 0.0005 | 0.002 | No | 14 | 100 | No | 0.01 | NP (NDs) |
| Mercury (mg/L) | MR-AP-MW-15 | 0.0005 | 0.000316 | 0.002 | No | 14 | 92.86 | No | 0.01 | NP (NDs) |
| Mercury (mg/L) | MR-AP-MW-16 | 0.0005 | 0.0005 | 0.002 | No | 14 | 100 | No | 0.01 | NP (NDs) |
| Molybdenum (mg/L) | MR-AP-MW-1 | 0.01087 | 0.00771 | 0.1 | No | 14 | 0 | No | 0.01 | Param. |
| Molybdenum (mg/L) | MR-AP-MW-2 | 0.01 | 0.01 | 0.1 | No | 14 | 100 | No | 0.01 | NP (NDs) |
| Molybdenum (mg/L) | MR-AP-MW-3D | 0.02432 | 0.02209 | 0.1 | No | 14 | 0 | No | 0.01 | Param. |
| Molybdenum (mg/L) | MR-AP-MW-3S | 0.0557 | 0.0281 | 0.1 | No | 14 | 0 | No | 0.01 | NP (normality) |
| Molybdenum (mg/L) | MR-AP-MW-4 | 0.01 | 0.01 | 0.1 | No | 14 | 100 | No | 0.01 | NP (NDs) |
| Molybdenum (mg/L) | MR-AP-MW-5 | 0.07274 | 0.0666 | 0.1 | No | 14 | 0 | No | 0.01 | Param. |
| Molybdenum (mg/L) | MR-AP-PZ-5 | 0.007814 | 0.00439 | 0.1 | No | 14 | 42.86 | No | 0.01 | Param. |
| Molybdenum (mg/L) | MR-AP-MW-6 | 0.006389 | 0.004782 | 0.1 | No | 14 | 0 | x^2 | 0.01 | Param. |

# Confidence Intervals - All Results

Plant Miller Client: Southern Company Data: Miller Ash Pond Printed 7/9/2020, 3:35 PM

| Constituent | Well | Upper Lim. | Lower Lim. | Compliance | Sig. | N | %NDs | Transform | Alpha | Method |
|---|---|---|---|---|---|---|---|---|---|---|
| Molybdenum (mg/L) | MR-AP-MW-7D | 0.01111 | 0.006809 | 0.1 | No | 14 | 0 | No | 0.01 | Param. |
| Molybdenum (mg/L) | MR-AP-MW-7S | 0.03163 | 0.02759 | 0.1 | No | 14 | 0 | No | 0.01 | Param. |
| Molybdenum (mg/L) | MR-AP-MW-8D | 0.02459 | 0.01231 | 0.1 | No | 14 | 0 | No | 0.01 | Param. |
| Molybdenum (mg/L) | MR-AP-MW-8S | 0.05408 | 0.03258 | 0.1 | No | 14 | 0 | No | 0.01 | Param. |
| Molybdenum (mg/L) | MR-AP-MW-9D | 0.01 | 0.01 | 0.1 | No | 14 | 100 | No | 0.01 | NP (NDs) |
| Molybdenum (mg/L) | MR-AP-MW-9S | 0.01 | 0.01 | 0.1 | No | 14 | 100 | No | 0.01 | NP (NDs) |
| Molybdenum (mg/L) | MR-AP-MW-10 | 0.1252 | 0.07958 | 0.1 | No | 14 | 0 | ln(x) | 0.01 | Param. |
| Molybdenum (mg/L) | MR-AP-MW-11 | 0.01 | 0.01 | 0.1 | No | 14 | 100 | No | 0.01 | NP (NDs) |
| Molybdenum (mg/L) | MR-AP-MW-12 | 0.49 | 0.0322 | 0.1 | No | 13 | 0 | No | 0.01 | NP (normality) |
| Molybdenum (mg/L) | MR-AP-MW-13D | 0.01 | 0.01 | 0.1 | No | 14 | 100 | No | 0.01 | NP (NDs) |
| Molybdenum (mg/L) | MR-AP-MW-13S | 0.01 | 0.01 | 0.1 | No | 14 | 100 | No | 0.01 | NP (NDs) |
| Molybdenum (mg/L) | MR-AP-MW-14 | 0.01 | 0.01 | 0.1 | No | 14 | 100 | No | 0.01 | NP (NDs) |
| Molybdenum (mg/L) | MR-AP-MW-15 | 0.01 | 0.01 | 0.1 | No | 14 | 100 | No | 0.01 | NP (NDs) |
| Molybdenum (mg/L) | MR-AP-MW-16 | 0.03336 | 0.008627 | 0.1 | No | 14 | 0 | x^(1/3) | 0.01 | Param. |
| Selenium (mg/L) | MR-AP-MW-1 | 0.01 | 0.01 | 0.05 | No | 14 | 100 | No | 0.01 | NP (NDs) |
| Selenium (mg/L) | MR-AP-MW-2 | 0.01 | 0.01 | 0.05 | No | 14 | 100 | No | 0.01 | NP (NDs) |
| Selenium (mg/L) | MR-AP-MW-3D | 0.01 | 0.01 | 0.05 | No | 14 | 100 | No | 0.01 | NP (NDs) |
| Selenium (mg/L) | MR-AP-MW-3S | 0.01 | 0.01 | 0.05 | No | 14 | 100 | No | 0.01 | NP (NDs) |
| Selenium (mg/L) | MR-AP-MW-4 | 0.01 | 0.00273 | 0.05 | No | 14 | 50 | No | 0.01 | NP (normality) |
| Selenium (mg/L) | MR-AP-MW-5 | 0.01 | 0.01 | 0.05 | No | 14 | 100 | No | 0.01 | NP (NDs) |
| Selenium (mg/L) | MR-AP-PZ-5 | 0.01 | 0.01 | 0.05 | No | 14 | 100 | No | 0.01 | NP (NDs) |
| Selenium (mg/L) | MR-AP-MW-6 | 0.01 | 0.01 | 0.05 | No | 14 | 100 | No | 0.01 | NP (NDs) |
| Selenium (mg/L) | MR-AP-MW-7D | 0.01 | 0.01 | 0.05 | No | 14 | 100 | No | 0.01 | NP (NDs) |
| Selenium (mg/L) | MR-AP-MW-7S | 0.01 | 0.01 | 0.05 | No | 14 | 100 | No | 0.01 | NP (NDs) |
| Selenium (mg/L) | MR-AP-MW-8D | 0.01 | 0.01 | 0.05 | No | 14 | 100 | No | 0.01 | NP (NDs) |
| Selenium (mg/L) | MR-AP-MW-8S | 0.01 | 0.00359 | 0.05 | No | 14 | 85.71 | No | 0.01 | NP (NDs) |
| Selenium (mg/L) | MR-AP-MW-9D | 0.01 | 0.01 | 0.05 | No | 14 | 100 | No | 0.01 | NP (NDs) |
| Selenium (mg/L) | MR-AP-MW-9S | 0.01 | 0.00584 | 0.05 | No | 14 | 78.57 | No | 0.01 | NP (NDs) |
| Selenium (mg/L) | MR-AP-MW-10 | 0.01 | 0.01 | 0.05 | No | 14 | 100 | No | 0.01 | NP (NDs) |
| Selenium (mg/L) | MR-AP-MW-11 | 0.01 | 0.01 | 0.05 | No | 14 | 100 | No | 0.01 | NP (NDs) |
| Selenium (mg/L) | MR-AP-MW-12 | 0.01 | 0.01 | 0.05 | No | 13 | 100 | No | 0.01 | NP (NDs) |
| Selenium (mg/L) | MR-AP-MW-13D | 0.01 | 0.01 | 0.05 | No | 14 | 100 | No | 0.01 | NP (NDs) |
| Selenium (mg/L) | MR-AP-MW-13S | 0.01 | 0.01 | 0.05 | No | 14 | 100 | No | 0.01 | NP (NDs) |
| Selenium (mg/L) | MR-AP-MW-14 | 0.01 | 0.01 | 0.05 | No | 14 | 100 | No | 0.01 | NP (NDs) |
| Selenium (mg/L) | MR-AP-MW-15 | 0.01 | 0.01 | 0.05 | No | 14 | 100 | No | 0.01 | NP (NDs) |
| Selenium (mg/L) | MR-AP-MW-16 | 0.01 | 0.00271 | 0.05 | No | 14 | 57.14 | No | 0.01 | NP (NDs) |
| Thallium (mg/L) | MR-AP-MW-1 | 0.001 | 0.001 | 0.002 | No | 14 | 100 | No | 0.01 | NP (NDs) |
| Thallium (mg/L) | MR-AP-MW-2 | 0.001 | 0.000219 | 0.002 | No | 14 | 71.43 | No | 0.01 | NP (NDs) |
| Thallium (mg/L) | MR-AP-MW-3D | 0.001 | 0.001 | 0.002 | No | 14 | 100 | No | 0.01 | NP (NDs) |
| Thallium (mg/L) | MR-AP-MW-3S | 0.001 | 0.001 | 0.002 | No | 14 | 100 | No | 0.01 | NP (NDs) |
| Thallium (mg/L) | MR-AP-MW-4 | 0.001 | 0.001 | 0.002 | No | 14 | 100 | No | 0.01 | NP (NDs) |
| Thallium (mg/L) | MR-AP-MW-5 | 0.001 | 0.001 | 0.002 | No | 14 | 100 | No | 0.01 | NP (NDs) |
| Thallium (mg/L) | MR-AP-PZ-5 | 0.001 | 0.001 | 0.002 | No | 14 | 100 | No | 0.01 | NP (NDs) |
| Thallium (mg/L) | MR-AP-MW-6 | 0.001 | 0.001 | 0.002 | No | 14 | 100 | No | 0.01 | NP (NDs) |
| Thallium (mg/L) | MR-AP-MW-7D | 0.001 | 0.001 | 0.002 | No | 14 | 100 | No | 0.01 | NP (NDs) |
| Thallium (mg/L) | MR-AP-MW-7S | 0.001 | 0.001 | 0.002 | No | 14 | 100 | No | 0.01 | NP (NDs) |
| Thallium (mg/L) | MR-AP-MW-8D | 0.001 | 0.001 | 0.002 | No | 14 | 100 | No | 0.01 | NP (NDs) |
| Thallium (mg/L) | MR-AP-MW-8S | 0.001 | 0.001 | 0.002 | No | 14 | 100 | No | 0.01 | NP (NDs) |
| Thallium (mg/L) | MR-AP-MW-9D | 0.001 | 0.001 | 0.002 | No | 14 | 100 | No | 0.01 | NP (NDs) |
| Thallium (mg/L) | MR-AP-MW-9S | 0.001 | 0.001 | 0.002 | No | 14 | 100 | No | 0.01 | NP (NDs) |
| Thallium (mg/L) | MR-AP-MW-10 | 0.001 | 0.001 | 0.002 | No | 14 | 100 | No | 0.01 | NP (NDs) |
| Thallium (mg/L) | MR-AP-MW-11 | 0.001 | 0.001 | 0.002 | No | 14 | 100 | No | 0.01 | NP (NDs) |
| Thallium (mg/L) | MR-AP-MW-12 | 0.001 | 0.001 | 0.002 | No | 13 | 100 | No | 0.01 | NP (NDs) |
| Thallium (mg/L) | MR-AP-MW-13D | 0.001 | 0.001 | 0.002 | No | 14 | 100 | No | 0.01 | NP (NDs) |
| Thallium (mg/L) | MR-AP-MW-13S | 0.001 | 0.001 | 0.002 | No | 14 | 100 | No | 0.01 | NP (NDs) |
| Thallium (mg/L) | MR-AP-MW-14 | 0.001 | 0.001 | 0.002 | No | 14 | 100 | No | 0.01 | NP (NDs) |
| Thallium (mg/L) | MR-AP-MW-15 | 0.001 | 0.001 | 0.002 | No | 14 | 100 | No | 0.01 | NP (NDs) |
| Thallium (mg/L) | MR-AP-MW-16 | 0.001 | 0.0003 | 0.002 | No | 14 | 78.57 | No | 0.01 | NP (NDs) |

Sanitas™ v.9.6.24 Sanitas software licensed to Southern Company. UG

## Non-Parametric Confidence Interval

Compliance Limit is not exceeded. Per-well alpha = 0.01.

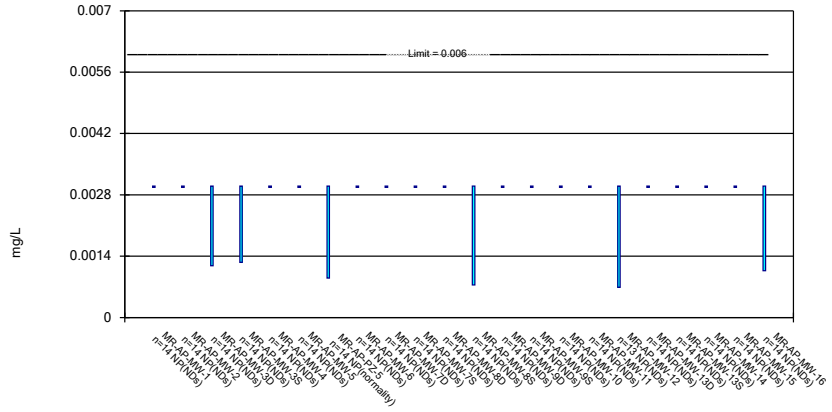


Constituent: Antimony Analysis Run 7/9/2020 3:28 PM View: Confidence Intervals
Plant Miller Client: Southern Company Data: Miller Ash Pond

Sanitas™ v.9.6.24 Sanitas software licensed to Southern Company. UG

## Parametric and Non-Parametric (NP) Confidence Interval

Compliance limit is exceeded.* Per-well alpha = 0.01. Normality Test: Shapiro Wilk, alpha based on n.

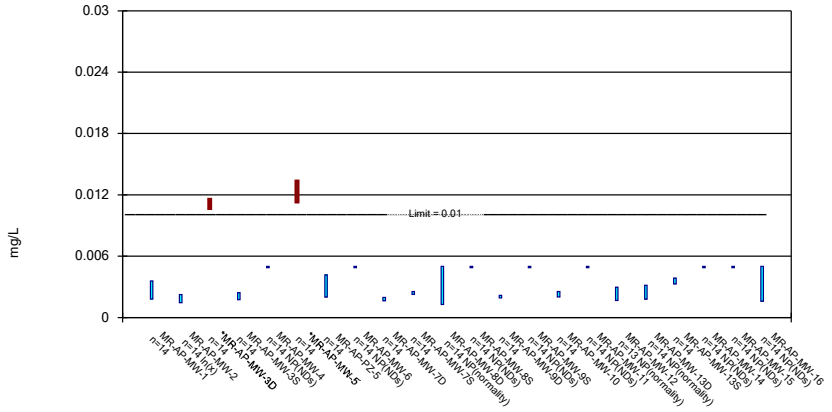


Constituent: Arsenic Analysis Run 7/9/2020 3:28 PM View: Confidence Intervals
Plant Miller Client: Southern Company Data: Miller Ash Pond

Sanitas™ v.9.6.24 Sanitas software licensed to Southern Company. UG

## Parametric and Non-Parametric (NP) Confidence Interval

Compliance Limit is not exceeded. Per-well alpha = 0.01. Normality Test: Shapiro Wilk, alpha based on n.

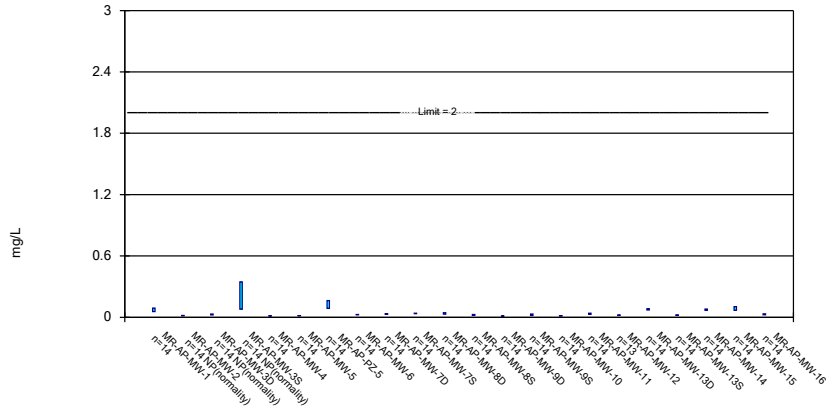


Constituent: Barium Analysis Run 7/9/2020 3:29 PM View: Confidence Intervals
Plant Miller Client: Southern Company Data: Miller Ash Pond

Sanitas™ v.9.6.24 Sanitas software licensed to Southern Company. UG

## Non-Parametric Confidence Interval

Compliance Limit is not exceeded. Per-well alpha = 0.01.

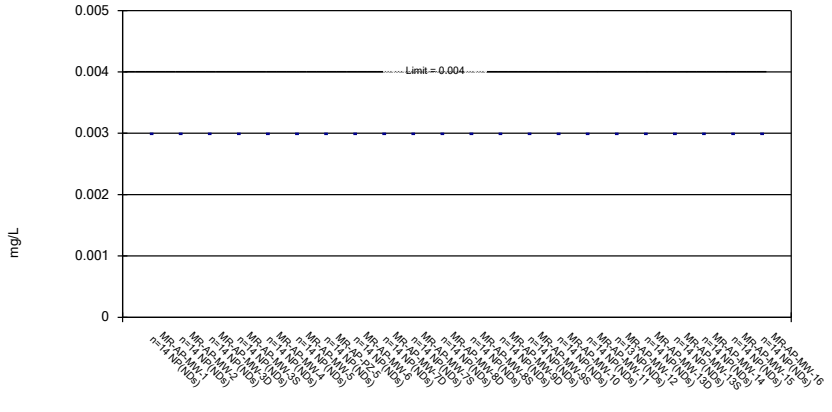


Constituent: Beryllium Analysis Run 7/9/2020 3:29 PM View: Confidence Intervals
Plant Miller Client: Southern Company Data: Miller Ash Pond

Sanitas™ v.9.6.24 Sanitas software licensed to Southern Company. UG

## Non-Parametric Confidence Interval

Compliance Limit is not exceeded. Per-well alpha = 0.01.

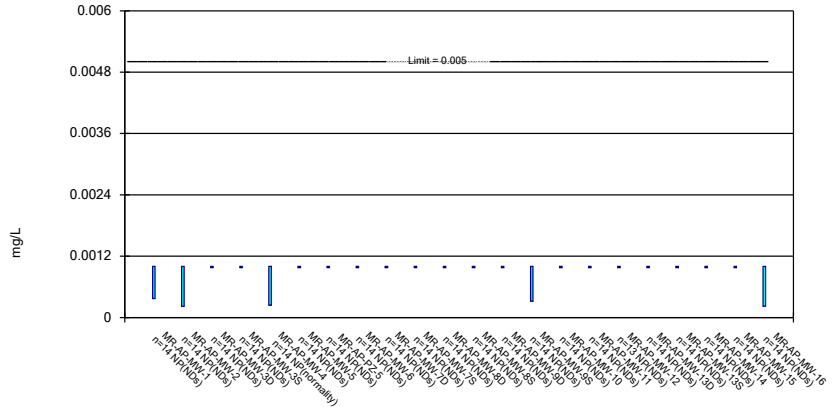


Constituent: Cadmium Analysis Run 7/9/2020 3:29 PM View: Confidence Intervals
Plant Miller Client: Southern Company Data: Miller Ash Pond

Sanitas™ v.9.6.24 Sanitas software licensed to Southern Company. UG

## Parametric and Non-Parametric (NP) Confidence Interval

Compliance Limit is not exceeded. Per-well alpha = 0.01. Normality Test: Shapiro Wilk, alpha based on n.

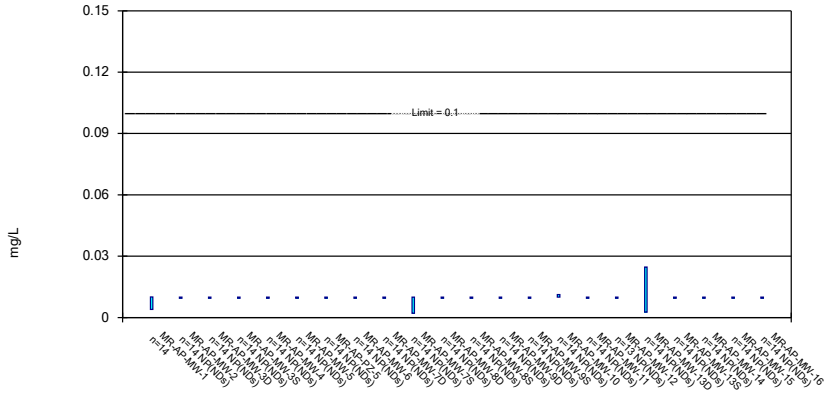


Constituent: Chromium Analysis Run 7/9/2020 3:29 PM View: Confidence Intervals
Plant Miller Client: Southern Company Data: Miller Ash Pond

Sanitas™ v.9.6.24 Sanitas software licensed to Southern Company. UG

## Parametric and Non-Parametric (NP) Confidence Interval

Compliance limit is exceeded.* Per-well alpha = 0.01. Normality Test: Shapiro Wilk, alpha based on n.

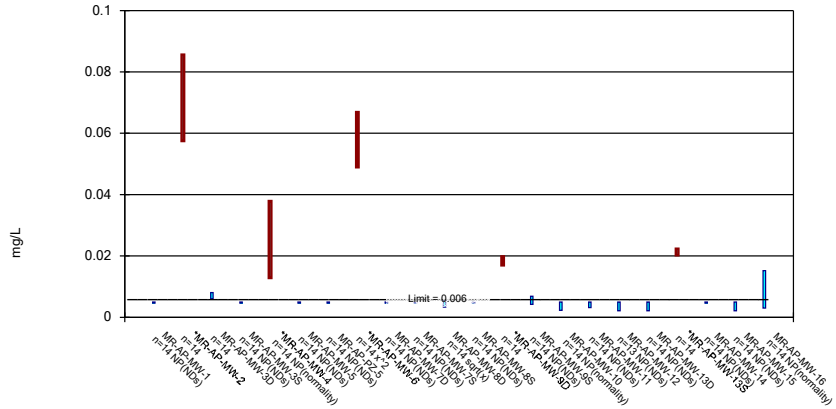


Constituent: Cobalt Analysis Run 7/9/2020 3:29 PM View: Confidence Intervals
Plant Miller Client: Southern Company Data: Miller Ash Pond

Sanitas™ v.9.6.24 Sanitas software licensed to Southern Company. UG

## Parametric Confidence Interval

Compliance Limit is not exceeded. Per-well alpha = 0.01. Normality Test: Shapiro Wilk, alpha based on n.

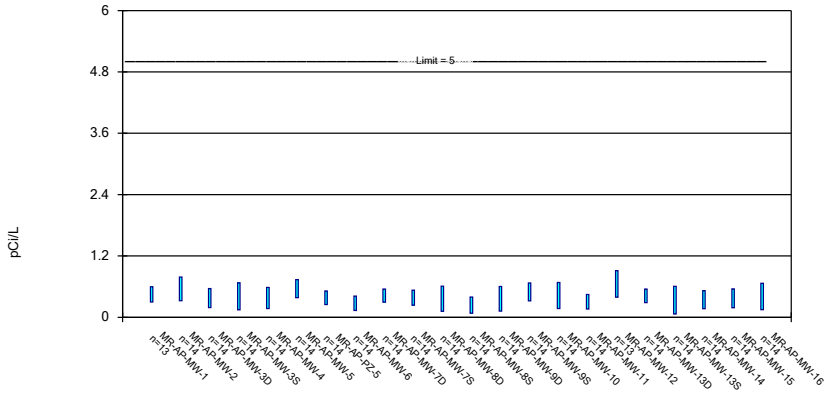


Constituent: Combined Radium 226 + 228 Analysis Run 7/9/2020 3:29 PM View: Confidence Intervals
Plant Miller Client: Southern Company Data: Miller Ash Pond

Sanitas™ v.9.6.24 Sanitas software licensed to Southern Company. UG

## Parametric Confidence Interval

Compliance Limit is not exceeded. Per-well alpha = 0.01. Normality Test: Shapiro Wilk, alpha based on n.

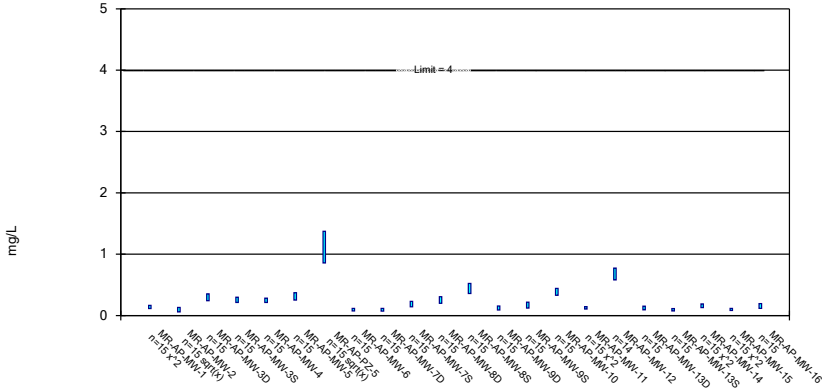


Constituent: Fluoride Analysis Run 7/9/2020 3:29 PM View: Confidence Intervals
Plant Miller Client: Southern Company Data: Miller Ash Pond

Sanitas™ v.9.6.24 Sanitas software licensed to Southern Company. UG

## Non-Parametric Confidence Interval

Compliance Limit is not exceeded. Per-well alpha = 0.01.

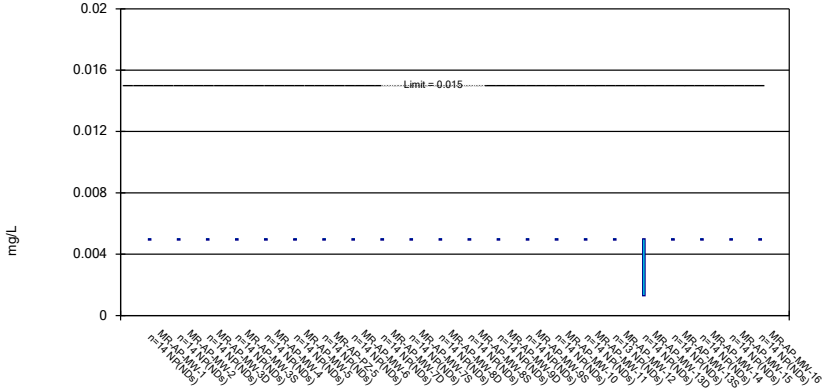


Constituent: Lead Analysis Run 7/9/2020 3:29 PM View: Confidence Intervals
Plant Miller Client: Southern Company Data: Miller Ash Pond

Sanitas™ v.9.6.24 Sanitas software licensed to Southern Company. UG

## Parametric and Non-Parametric (NP) Confidence Interval

Compliance limit is exceeded.* Per-well alpha = 0.01. Normality Test: Shapiro Wilk, alpha based on n.

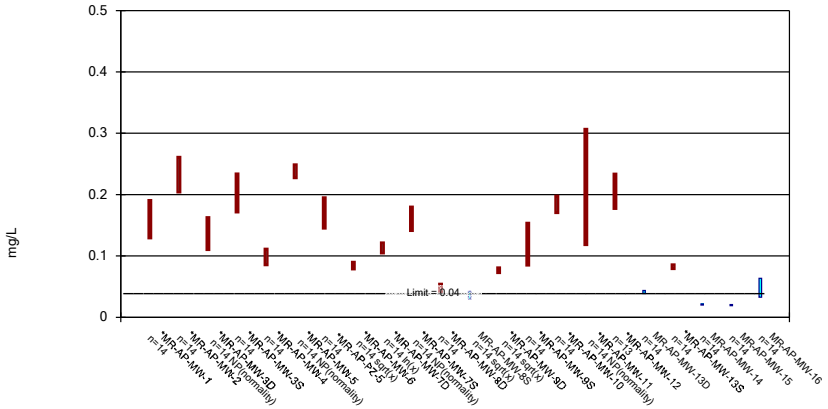


Constituent: Lithium Analysis Run 7/9/2020 3:29 PM View: Confidence Intervals
Plant Miller Client: Southern Company Data: Miller Ash Pond

Sanitas™ v.9.6.24 Sanitas software licensed to Southern Company. UG

## Non-Parametric Confidence Interval

Compliance Limit is not exceeded. Per-well alpha = 0.01.

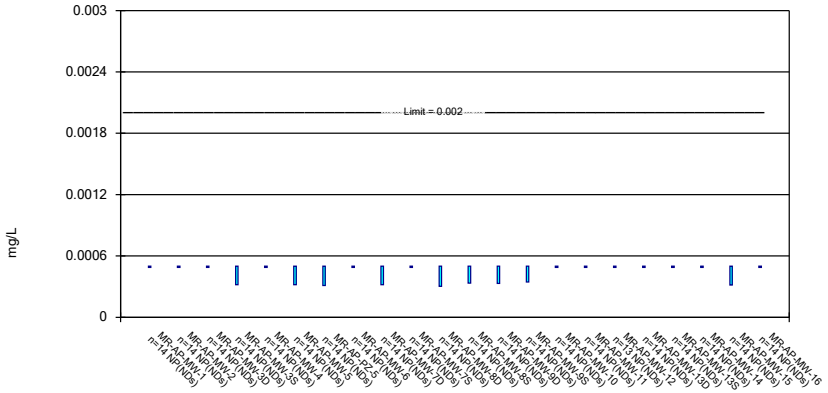


Constituent: Mercury Analysis Run 7/9/2020 3:30 PM View: Confidence Intervals
Plant Miller Client: Southern Company Data: Miller Ash Pond

Sanitas™ v.9.6.24 Sanitas software licensed to Southern Company. UG

## Parametric and Non-Parametric (NP) Confidence Interval

Compliance Limit is not exceeded. Per-well alpha = 0.01. Normality Test: Shapiro Wilk, alpha based on n.

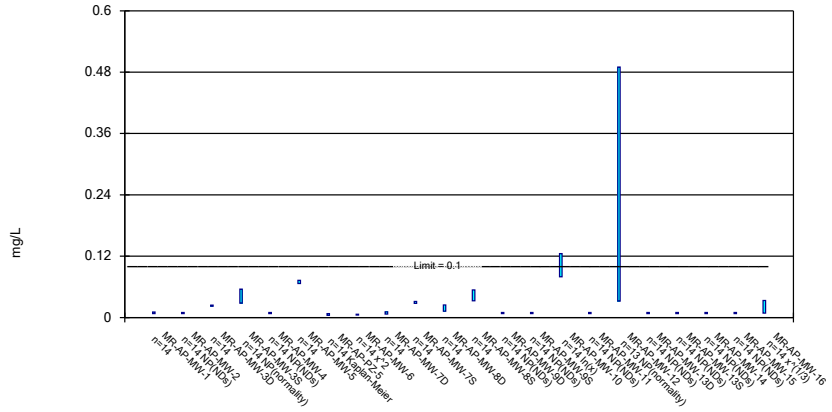


Constituent: Molybdenum Analysis Run 7/9/2020 3:30 PM View: Confidence Intervals
Plant Miller Client: Southern Company Data: Miller Ash Pond

Sanitas™ v.9.6.24 Sanitas software licensed to Southern Company. UG

## Non-Parametric Confidence Interval

Compliance Limit is not exceeded. Per-well alpha = 0.01.

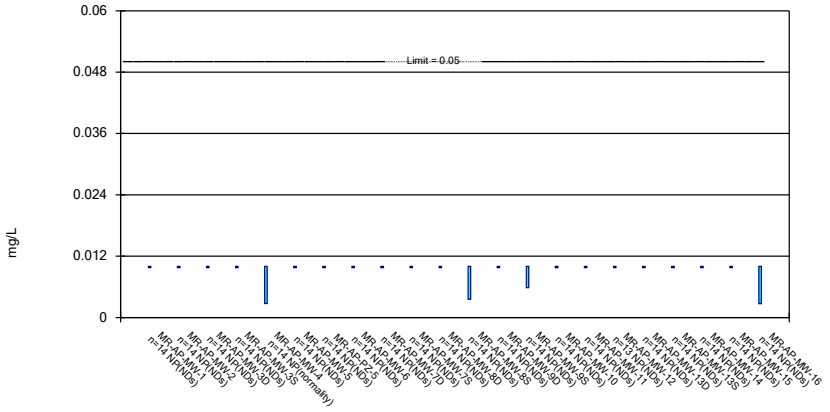


Constituent: Selenium Analysis Run 7/9/2020 3:30 PM View: Confidence Intervals
Plant Miller Client: Southern Company Data: Miller Ash Pond

Sanitas™ v.9.6.24 Sanitas software licensed to Southern Company. UG

## Non-Parametric Confidence Interval

Compliance Limit is not exceeded. Per-well alpha = 0.01.

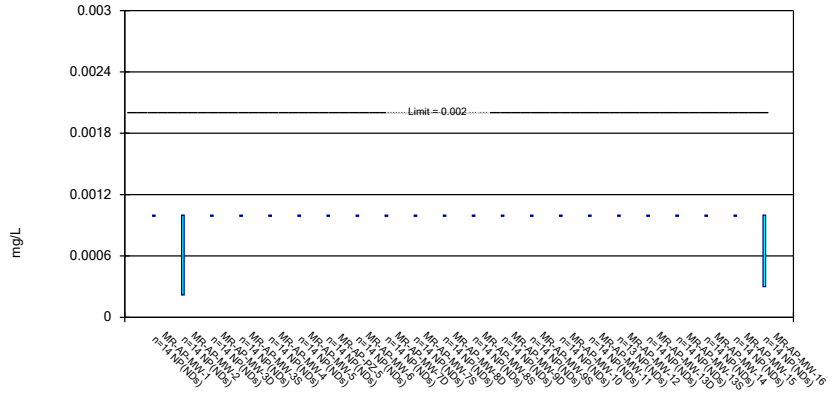


Constituent: Thallium Analysis Run 7/9/2020 3:30 PM View: Confidence Intervals
Plant Miller Client: Southern Company Data: Miller Ash Pond

## Power Curve

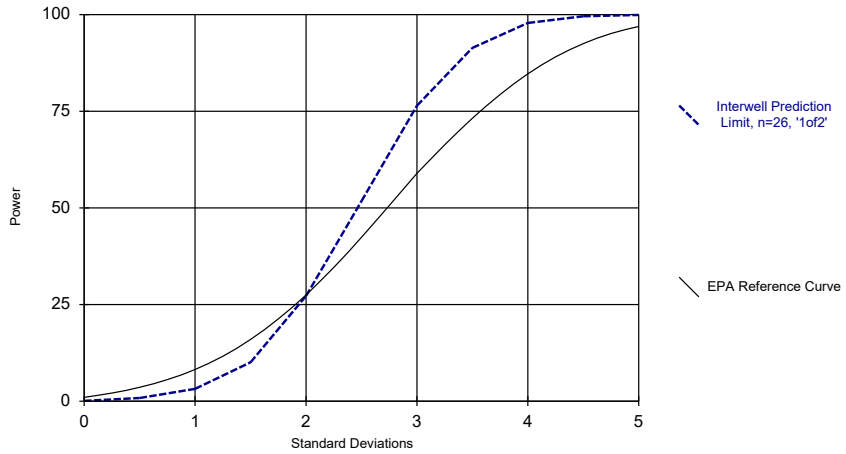


Kappa = 2.39, based on 22 compliance wells and 7 constituents, evaluated semi-annually (this report reflects annual total).

Analysis Run 6/6/2020 5:48 PM View: Confidence Intervals

Plant Miller Client: Southern Company Data: Miller Ash Pond

## Power Curve

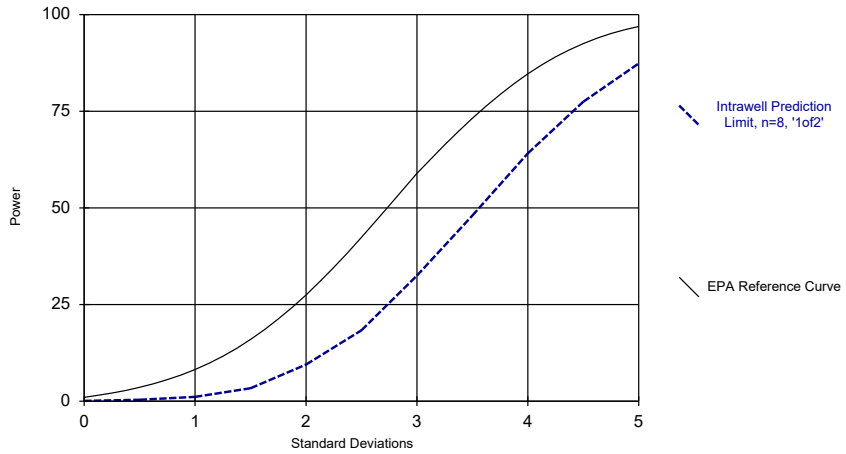


Kappa = 3.634, based on 22 compliance wells and 7 constituents, evaluated semi-annually (this report reflects annual total).

Analysis Run 7/9/2020 3:09 PM View: Power Curves

Plant Miller Client: Southern Company Data: Miller Ash Pond

# 2nd
# Semi-Annual
# Monitoring Event

GROUNDWATER STATS CONSULTING

January 15, 2021

Southern Company Services
Attn: Mr. Greg Dyer
3535 Colonnade Parkway
Birmingham, AL 35243

Re: Plant Miller Ash Pond
2nd Semi-Annual Statistical Analysis – October 2020 Sampling Event

Dear Mr. Dyer,

Groundwater Stats Consulting, formerly the statistical consulting division of Sanitas Technologies, is pleased to provide the statistical analysis of groundwater data for the 2nd Semi-Annual October 2020 sample event for Alabama Power Company's Plant Miller Ash Pond. The analysis complies with the federal rule for the Disposal of Coal Combustion Residuals from Electric Utilities (CCR Rule, 2015) as well as with the United States Environmental Protection Agency (USEPA) Unified Guidance (2009).

Sampling began at site for the CCR program in 2016. The monitoring well network, as provided by Southern Company Services, consists of the following:

- **Upgradient wells:** GS-AP-MW-8, GS-AP-MW-13, GS-AP-MW-17V, and MR-AP-MW-21
  - **Proposed upgradient wells:** MR-AP-MW-22S, MR-AP-MW-22I, MR-AP-MW-22D, MR-AP-MW-23, and MR-AP-MW-23A

- **Downgradient wells:** MR-AP-MW-1, MR-AP-MW-2, MR-AP-MW-3S, MR-AP-MW-3D, MR-AP-MW-4, MR-AP-MW-5, MR-AP-PZ-5, MR-AP-MW-6, MR-AP-MW-10, MW-AP-MW-11, MR-AP-MW-12, MR-AP-MW-15, and MR-AP-MW-16
  - **Replacement downgradient wells:** MR-AP-MW-7SR, MR-AP-MW-7DR, MR-AP-MW-9DR, MR-AP-MW-9SR, MR-AP-MW-13SR, MR-AP-MW-13DR, MR-AP-MW-14R

- **Delineation wells:** MR-AP-MW-4V, MR-AP-MW-6V, MR-AP-MW-17H, MR-AP-MW-18H, MR-AP-MW-19HA, MR-AP-MW-20H, MR-AP-MW-20HS, MR-AP-MW-28H, MR-AP-MW-30H, MR-AP-MW-32H, MR-AP-MW-33H, MR-AP-MW-34H, MR-AP-MW-35H, and MR-AP-MW-37H
  - **Replacement delineation wells:** MR-AP-MW-27HR, MR-AP-MW-36HR, and MR-AP-MW-31H

- **Piezometers:** MR-AP-MW-31H, MR-AP-MW-2V, MR-AP-MW-3V, and MR-AP-MW-19H

Data from delineation wells, along with proposed upgradient wells, replacement downgradient wells, and replacement delineation wells, are included on time series and box plots, but did not require formal statistics. Piezometers only monitor water levels and, therefore, are not included in this analysis. A minimum of 4 samples has been collected at upgradient well MR-AP-MW-21; therefore, data from this well was included in the construction of interwell prediction limits and upper tolerance limits.

Data were sent electronically to Groundwater Stats Consulting, and the statistical analysis was prepared according to the Statistical Analysis Plan approved by Dr. Kirk Cameron, PhD Statistician with MacStat Consulting, primary author of the USEPA Unified Guidance, and Senior Advisor to Groundwater Stats Consulting. The analysis was reviewed by Kristina Rayner, Founder and Groundwater Statistician of Groundwater Stats Consulting.

The CCR program consists of the following constituents:

**Appendix III** (Detection Monitoring) - boron, calcium, chloride, fluoride, pH, sulfate, and TDS
**Appendix IV** (Assessment Monitoring) - antimony, arsenic, barium, beryllium, cadmium, chromium, cobalt, combined radium 226 + 228, fluoride, lead, lithium, mercury, molybdenum, selenium, and thallium

Note that when there are no detections present in downgradient wells for a given constituent, statistical analyses are not required. A summary of well/constituent pairs with 100% nondetects follows this letter. Additionally, while upgradient well GS-AP-MW-13 is included in this analysis to represent background groundwater quality, no current data were available.

For all constituents, a substitution of the most recent reporting limit is used for nondetect data. In the time series plots, a single reporting limit substitution is used across all wells

for a given parameter since the wells are plotted as a group. For calculating intrawell prediction limits, the substitution is performed for individual wells and may differ across wells. This generally gives the most conservative limit in each case.

Time series plots for Appendix III and IV parameters at all wells are provided for the purpose of screening data at these wells (Figure A). Additionally, a separate section of box plots is included for all constituents at upgradient and downgradient wells (Figure B). The time series plots are used to initially screen for suspected outliers and trends, while the box plots provide visual representation of variation within individual wells and between all wells.

In the April 2020 background screening, Appendix III data at all wells were evaluated for the following: 1) outliers; 2) trends; 3) most appropriate statistical method for Appendix III parameters based on analysis of the spatial variability of groundwater quality among wells upgradient of the facility; and 4) eligibility of downgradient wells when intrawell statistical methods are recommended. A summary of the background screening is presented in a later section of this letter. Power curves are provided in this report to demonstrate that the selected statistical methods for Appendix III parameters comply with the USEPA Unified Guidance. The EPA suggests that the selected statistical method should provide at least 55% power at 3 standard deviations or at least 80% power at 4 standard deviations. Power curves are based on the following statistical methods, site/data characteristics, and current number of compliance wells:

- Semi-Annual Sampling
- Intrawell Prediction Limits with 1-of-2 resample plan
- Interwell Prediction Limits with 1-of-2 resample plan
- # Background Samples (Intrawell): 13
- # Background Samples (Interwell): 37
- # Constituents: 7
- # Downgradient wells: 13

**Summary of Statistical Methods – Appendix III Parameters**

Based on the April 2020 background screening described below, the following statistical methods were selected for Appendix III parameters:

- Intrawell prediction limits, combined with a 1-of-2 resample plan for pH
- Interwell prediction limits, combined with a 1-of-2 resample plan for boron, calcium, chloride, fluoride, and TDS.

Parametric prediction limits are utilized when the screened historical data follow a normal or transformed-normal distribution. When data cannot be normalized or the majority of data are nondetects, a nonparametric test is utilized. While the annual false positive rate associated with parametric limits is fixed at 10% (5% for each semi-annual sample event) as recommended by the EPA Unified Guidance (2009), the false positive rate associated with nonparametric limits is not fixed and depends upon the available background sample size, number of future comparisons, and verification resample plan. The distribution of data is tested using the Shapiro-Wilk/Shapiro-Francia test for normality. After testing for normality and performing any adjustments as discussed below (US EPA, 2009), data are analyzed using either parametric or non-parametric prediction limits as appropriate. Nondetects are handled as follows:

- No statistical analyses are required on wells and analytes containing 100% nondetects (USEPA Unified Guidance, 2009, Chapter 6).
- When data contain <15% nondetects in background, simple substitution of one-half the reporting limit is utilized in the statistical analysis. The reporting limit utilized for nondetects is the most recent practical quantification limit (PQL) as reported by the laboratory.
- When data contain between 15-50% nondetects, the Kaplan-Meier nondetect adjustment is applied to the background data. This technique adjusts the mean and standard deviation of the historical concentrations to account for concentrations below the reporting limit.
- Nonparametric prediction limits are used on data containing greater than 50% nondetects.

Natural systems continuously evolve due to physical changes made to the environment. Examples include capping a landfill, paving areas near a well, or lining a drainage channel to prevent erosion. Periodic updating of background statistical limits is necessary to accommodate these types of changes. In the intrawell case, data for all wells and constituents may be re-evaluated when a minimum of 4 new data points are available to determine whether earlier concentrations are representative of present-day groundwater quality. In the interwell case, prediction limits are updated with upgradient well data following each sampling event after careful screening for any new outliers. While not required for this report, in some cases, deselecting the earlier portion of data may be necessary prior to construction of limits so that resulting statistical limits are conservative (lower) from a regulatory perspective and capable of rapidly detecting changes in groundwater quality. Even though the data are excluded from the calculation, the values will continue to be reported and shown in tables and graphs.

**Appendix III Background Update Summary – Conducted in April 2020**

Prior to constructing prediction limits, proposed background data through May 2019 were reviewed to identify any newly suspected outliers at all wells for pH, and at upgradient wells for boron, calcium, chloride, fluoride, sulfate, and TDS. Both Tukey's Test and visual screening were used to identify potential outliers. When identified, values were flagged with "o" and excluded to reduce variation, better represent background conditions, and provide limits that are conservative (lower) from a regulatory perspective. Two potential outliers were identified by Tukey's test for pH in wells MR-AP-MW-1 and MR-AP-MW-6; however, only the value of 11.01 s.u. was flagged as an outlier in well MR-AP-MW-1 because the value of 6.23 s.u. in well MR-AP-MW-6 was not greatly different from the rest of the data. As mentioned above, flagged data are displayed in a lighter font and as a disconnected symbol on the time series reports, as well as in a lighter font on the accompanying data pages.

For pH, which utilizes intrawell prediction limits, the Mann-Whitney (Wilcoxon Rank Sum) test was used to compare the medians of historical data through June 2017 to compliance data through May 2019 to evaluate whether the groups are statistically similar at the 99% confidence level, in which case background data may be updated with compliance data. Statistically significant differences were found between the two groups for pH in wells MR-AP-MW-13S, MR-AP-MW-14, MR-AP-MW-3D, MR-AP-MW-4, MR-AP-MW-6, and MR-AP-PZ-5. When the test concludes that the medians of the two groups are significantly different, particularly in the downgradient wells, the background data sets are not updated to include the newer data but will be re-evaluated during the next background update when more data are available. A summary of these results was included with the background update report and a summary of the background periods utilized for the cases discussed above for which the Mann-Whitney test identified a significant difference are listed in the Date Range Table. All other well/constituent pairs utilize historical data through May 2019 for the intrawell prediction limits.

The Sen's Slope/Mann Kendall trend test was used to evaluate the entire record of data through May 2019 from upgradient wells for parameters utilizing interwell prediction limits. When statistically significant increasing trends are identified in upgradient wells, the earlier portion of data may require deselection prior to construction of interwell statistical limits if the trending data would result in statistical limits that are not conservative (low) from a regulatory perspective. Complete results of the trend tests were included with the April 2020 Background Update. These trends required no adjustments because the period of record is short and the magnitudes of the trends are low relative to the average concentrations in background.

**Evaluation of Appendix III Parameters – October 2020**

Interwell prediction limits combined with a 1-of-2 verification strategy were constructed for boron, calcium, chloride, fluoride, sulfate, and TDS (Figure D). Interwell prediction limits pool upgradient well data through the most recent sampling event (October 2020) to establish a background limit for an individual constituent. The most recent sample from each downgradient well is compared to the background limit to determine whether there are statistically significant increases (SSIs). Data from upgradient wells are periodically re-screened for newly developing trends, which may require adjustment of the background period to eliminate the trend, as well as for new outliers which may require deselection. For Appendix III parameters that are analyzed using interwell limits, the time series plots show that no suspected trends are present in background (upgradient) well data through October 2020. Background data were also reassessed for potential outliers using the time series graphs and none were found. Therefore, no adjustments were required to background records and no new values were flagged as outliers during this analysis. A list of previously flagged outliers follows this report (Figure C). As stated earlier, flagged values are excluded from calculation of prediction limits.

Intrawell prediction limits combined with a 1-of-2 verification strategy were constructed for pH at all wells using historical data through May 2019, except for special cases discussed earlier which use historical data through June 2017 (Figure E). Intrawell prediction limits compare the most recent compliance sample from a given well to historical data from the same well. As discussed in the Statistical Analysis Plan (August 2020), intrawell prediction limits are used to evaluate pH at all wells due to natural spatial variation for this parameter. This statistical method removes the element of variation from across wells and eliminates the chance of mistaking natural spatial variation for an impact from the facility. Background data will be re-evaluated when a minimum of 4 compliance samples are available.

In the event of an initial exceedance of compliance well data, the 1-of-2 resample plan allows for collection of one additional sample to determine whether the initial exceedance is confirmed. When the resample confirms the initial exceedance, a statistically significant increase (SSI) is identified, and further research is required to identify the cause of the exceedance (i.e. impact from the site, natural variation, or an off-site source). If a resample falls within the statistical limit, the initial exceedance is considered to be a false positive result; therefore, no further action is necessary. Both summary tables and complete graphical results for interwell and intrawell prediction limits may be found following this letter in Figures D and E, respectively. Exceedances for both interwell and intrawell prediction limits were identified for the following well/constituent pairs:

Interwell:

- Boron: MR-AP-MW-2, MR-AP-MW-3D, MR-AP-MW-3S, MR-AP-MW-4, MR-AP-MW-5, MR-AP-PZ-5, MR-AP-MW-6, MR-AP-MW-10, MR-AP-MW-12, MR-AP-MW-15, and MR-AP-MW-16
- Calcium: MR-AP-MW-2, MR-AP-MW-3D, MR-AP-MW-4, MR-AP-MW-5, MR-AP-MW-6, MR-AP-MW-10, MR-AP-MW-11, MR-AP-MW-12, and MR-AP-MW-16
- Chloride: MR-AP-MW-1, MR-AP-MW-3D, MR-AP-MW-3S, MR-AP-MW-4, MR-AP-MW-5, MR-AP-PZ-5, MR-AP-MW-6, and MR-AP-MW-15
- Fluoride: MR-AP-MW-3D, MR-AP-MW-3S, MR-AP-MW-5, MR-AP-PZ-5, MR-AP-MW-10, and MR-AP-MW-12
- Sulfate: MR-AP-MW-1, MR-AP-MW-2, MR-AP-MW-3D, MR-AP-MW-3S, MR-AP-MW-4, MR-AP-MW-5, MR-AP-MW-6, MR-AP-MW-10, MR-AP-MW-11, MR-AP-MW-12, and MR-AP-MW-16
- TDS: MR-AP-MW-2, MR-AP-MW-3D, MR-AP-MW-3S, MR-AP-MW-4, MR-AP-MW-5, MR-AP-PZ-5, MR-AP-MW-6, MR-AP-MW-10, MR-AP-MW-11, MR-AP-MW-12, and MR-AP-MW-16

Intrawell:

- pH: MR-AP-MW-1, MR-AP-MW-3D, MR-AP-MW-6, MR-AP-MW-10, and MR-AP-MW-16

When prediction limit exceedances are identified in downgradient wells, data are further evaluated using the Sen's Slope/Mann Kendall trend test to determine whether concentrations are statistically increasing, decreasing, or stable (Figure F). Upgradient wells are included in the trend analyses for all parameters found to exceed their prediction limit in downgradient wells to identify whether similar patterns exist upgradient of the site. When trends are identified in upgradient wells, it is an indication of natural variability in groundwater quality unrelated to practices at the site. A summary of the trend test results follows this letter. Statistically significant trends were identified for the following well/constituent pairs:

Increasing:

- Boron: MR-AP-MW-2, MR-AP-MW-6, MR-AP-MW-12, and MR-AP-MW-15
- Calcium: MR-AP-MW-2, MR-AP-MW-6, and MR-AP-MW-10
- Chloride: MR-AP-MW-3S and MR-AP-MW-6
- Fluoride: GS-AP-MW-13 (upgradient), MR-AP-MW-3D, MR-AP-MW-3S, MR-AP-MW-5, MR-AP-PZ-5, MR-APMW-10, and MR-AP-MW-12
- pH: MR-AP-MW-3D and MR-AP-MW-10
- Sulfate: MR-AP-MW-12
- TDS: MR-AP-MW-12

Decreasing:

- Boron: MR-AP-MW-3D, MR-AP-MW-4, and MR-AP-PZ-5
- Calcium: MR-AP-MW-3D, MR-AP-MW-4, and MR-AP-MW-16
- Chloride: MR-AP-MW-3D
- Sulfate: MR-AP-MW-1, MR-AP-MW-3D, MR-AP-MW-4, MR-AP-MW-5, and MR-AP-MW-16
- TDS: MR-AP-MW-3D, MR-AP-MW-4, MR-AP-MW-5, MR-AP-PZ-5, and MR-AP-MW-16

**Evaluation of Appendix IV Parameters – October 2020**

Data from all wells for Appendix IV parameters are reassessed for outliers during each analysis, and no new outliers were flagged. A summary of any previously flagged outliers follows this report (Figure C).

In accordance with Alabama Department of Environmental Management, the Groundwater Protection Standards (GWPS) utilized during the 2019 2nd semi-annual report were used in the confidence interval analysis for this 2020 2nd semi-annual report. The GWPS will be updated during the 2021 2nd semi-annual statistical analysis. The methodology used to create these GWPS is described below.

First, background limits were determined using upper tolerance limits (UTLs) constructed from pooled upgradient well data. The tolerance limits contain a known fraction (coverage) of the background population with a known level of confidence. When data followed a normal or transformed-normal distribution, parametric tolerance limits were used to calculate background limits for Appendix IV parameters using pooled upgradient well data through September 2019 with a target of 95% confidence and 95% coverage (Figure G).

Nonparametric tolerance limits, which use the highest value in background as the statistical limit, were constructed when data did not follow a normal or transformed-normal distribution or when there were greater than 50% nondetects. The confidence and coverage levels for nonparametric tolerance limits are dependent upon the number of background samples. These background limits were then compared to the Maximum Contaminant Levels (MCLs) for each parameter, and the higher of the two was used as the GWPS (Figure H) in the confidence interval comparisons described below.

An exception is noted in Figure H for lithium, which as described in 40 CFR § 257.95(h)(1)-(3) and the ADEM Variance, the GWPS is:

1. The maximum contaminant level (MCL) established under 40 CFR § 141.62 and 141.66.
2. Where an MCL has not been established:
    (i) Cobalt 0.006 mg/l;
    (ii) Lead 0.015 mg/l;
    (iii) Lithium 0.04 mg/l; and
    (iv) Molybdenum 0.100 mg/l.
3. Background levels for constituents where the background level is higher than the MCL or rule-specified GWPS.

Because the background limit of 0.05 mg/L established during the 2019 2nd semi-annual event is greater than the limit addressed by 40 CFR § 257.95(h)(2), two sets of confidence intervals are constructed for lithium and compared to the GWPS of 0.05 mg/L (background) and 0.04 mg/L (CCR-Rule Specified Limit). Note that none of the parametric tolerance limits resulted in higher limits than the established MCLs or CCR-Rule Specified Limits. In future UTL calculations, nonparametric upper tolerance limits will be used exclusively, as requested by ADEM, to eliminate the effect of variation among upgradient wells.

Confidence intervals were then constructed on downgradient wells using a maximum of the most recent 8 samples through October 2020 for each of the Appendix IV parameters. (Figure I). An additional set of confidence intervals for lithium is included as discussed above (Figure J). These intervals were constructed as either parametric or nonparametric confidence intervals depending on the data distribution and percentage of nondetects. As mentioned above, well/constituent pairs with 100% nondetects did not require statistics and were, therefore, excluded from construction of confidence intervals. A list of 100% nondetect well/constituent pairs follows this report. The decision logic, with respect to the use of a parametric or nonparametric confidence intervals, is similar to that used to construct tolerance limits as discussed above. Each confidence interval was compared with the corresponding GWPS. Only when the entire confidence interval is above the GWPS is the well/constituent pair considered to exceed its respective standard. A summary table of these exceedances as well as complete tabular and graphical comparisons of confidence intervals against GWPS for each Appendix IV constituent is included in this report.

Exceedances were identified for the following well/constituent pairs (Figures I and J):

- Arsenic: MR-AP-MW-5
- Cobalt: MR-AP-MW-2, MR-AP-MW-4, and MR-AP-MW-6

- Lithium: MR-AP-MW-1, MR-AP-MW-2, MR-AP-MW-3D, MR-AP-MW-3S, MR-AP-MW-4, MR-AP-MW-5, MR-AP-PZ-5, MR-AP-MW-6, MR-AP-MW-10, MR-AP-MW-11, and MR-AP-MW-12

Thank you for the opportunity to assist you in the statistical analysis of groundwater quality for Miller Ash Pond. If you have any questions or comments, please feel free to contact us.

For Groundwater Stats Consulting,

Andrew Collins
Project Manager

Kristina Rayner
Groundwater Statistician

# 100% Non-Detects

Analysis Run 1/12/2021 6:53 PM View: Appendix IV
Plant Miller Client: Southern Company Data: Miller Ash Pond

Antimony (mg/L)
MR-AP-MW-1, MR-AP-MW-10, MR-AP-MW-11, MR-AP-MW-15, MR-AP-MW-2, MR-AP-MW-4, MR-AP-MW-5, MR-AP-MW-6

Arsenic (mg/L)
MR-AP-MW-11, MR-AP-MW-15, MR-AP-MW-4, MR-AP-MW-6

Beryllium (mg/L)
MR-AP-MW-1, MR-AP-MW-10, MR-AP-MW-11, MR-AP-MW-12, MR-AP-MW-15, MR-AP-MW-16, MR-AP-MW-2, MR-AP-MW-3D, MR-AP-MW-3S, MR-AP-MW-4, MR-AP-MW-5, MR-AP-MW-6, MR-AP-PZ-5

Cadmium (mg/L)
MR-AP-MW-10, MR-AP-MW-11, MR-AP-MW-12, MR-AP-MW-15, MR-AP-MW-3D, MR-AP-MW-3S, MR-AP-MW-5, MR-AP-MW-6, MR-AP-PZ-5

Chromium (mg/L)
MR-AP-MW-11, MR-AP-MW-12, MR-AP-MW-15, MR-AP-MW-16, MR-AP-MW-2, MR-AP-MW-3D, MR-AP-MW-3S, MR-AP-MW-4, MR-AP-MW-5, MR-AP-MW-6, MR-AP-PZ-5

Cobalt (mg/L)
MR-AP-MW-1, MR-AP-MW-3S, MR-AP-MW-5, MR-AP-PZ-5

Lead (mg/L)
MR-AP-MW-1, MR-AP-MW-10, MR-AP-MW-11, MR-AP-MW-12, MR-AP-MW-15, MR-AP-MW-16, MR-AP-MW-2, MR-AP-MW-3D, MR-AP-MW-3S, MR-AP-MW-4, MR-AP-MW-5, MR-AP-MW-6, MR-AP-PZ-5

Mercury (mg/L)
MR-AP-MW-1, MR-AP-MW-10, MR-AP-MW-11, MR-AP-MW-12, MR-AP-MW-16, MR-AP-MW-2, MR-AP-MW-3D, MR-AP-MW-4, MR-AP-MW-6

Molybdenum (mg/L)
MR-AP-MW-11, MR-AP-MW-15, MR-AP-MW-4

Selenium (mg/L)
MR-AP-MW-1, MR-AP-MW-10, MR-AP-MW-11, MR-AP-MW-12, MR-AP-MW-15, MR-AP-MW-2, MR-AP-MW-3D, MR-AP-MW-3S, MR-AP-MW-5, MR-AP-MW-6, MR-AP-PZ-5

Thallium (mg/L)
MR-AP-MW-1, MR-AP-MW-10, MR-AP-MW-11, MR-AP-MW-12, MR-AP-MW-15, MR-AP-MW-3D, MR-AP-MW-3S, MR-AP-MW-4, MR-AP-MW-5, MR-AP-MW-6, MR-AP-PZ-5

# Date Ranges

Date: 1/13/2021 11:40 AM

Plant Miller Client: Southern Company Data: Miller Ash Pond

pH (pH)

MR-AP-MW-13S background:7/19/2016-6/14/2017
MR-AP-MW-14 background:7/19/2016-6/14/2017
MR-AP-MW-3D background:7/19/2016-6/14/2017
MR-AP-MW-4 background:7/19/2016-6/14/2017
MR-AP-MW-6 background:7/19/2016-6/14/2017
MR-AP-PZ-5 background:7/19/2016-6/14/2017

# Appendix III - Interwell Prediction Limits - Significant Results

Plant Miller Client: Southern Company Data: Miller Ash Pond Printed 1/14/2021, 1:15 PM

| Constituent | Well | Upper Lim. | Lower Lim. | Date | Observ. | Sig. | Bg N | Bg Mean | Std. Dev. | %NDs | ND Adj. | Transform | Alpha | Method |
|---|---|---|---|---|---|---|---|---|---|---|---|---|---|---|
| Boron (mg/L) | MR-AP-MW-10 | 0.101 | n/a | 10/19/2020 | 4.44 | Yes | 35 | n/a | n/a | 37.14 | n/a | n/a | 0.001392 | NP Inter (normality) 1 of 2 |
| Boron (mg/L) | MR-AP-MW-12 | 0.101 | n/a | 10/19/2020 | 7.42 | Yes | 35 | n/a | n/a | 37.14 | n/a | n/a | 0.001392 | NP Inter (normality) 1 of 2 |
| Boron (mg/L) | MR-AP-MW-15 | 0.101 | n/a | 10/13/2020 | 0.375 | Yes | 35 | n/a | n/a | 37.14 | n/a | n/a | 0.001392 | NP Inter (normality) 1 of 2 |
| Boron (mg/L) | MR-AP-MW-16 | 0.101 | n/a | 10/13/2020 | 2.62 | Yes | 35 | n/a | n/a | 37.14 | n/a | n/a | 0.001392 | NP Inter (normality) 1 of 2 |
| Boron (mg/L) | MR-AP-MW-2 | 0.101 | n/a | 10/21/2020 | 0.316 | Yes | 35 | n/a | n/a | 37.14 | n/a | n/a | 0.001392 | NP Inter (normality) 1 of 2 |
| Boron (mg/L) | MR-AP-MW-3D | 0.101 | n/a | 10/13/2020 | 0.492 | Yes | 35 | n/a | n/a | 37.14 | n/a | n/a | 0.001392 | NP Inter (normality) 1 of 2 |
| Boron (mg/L) | MR-AP-MW-3S | 0.101 | n/a | 10/13/2020 | 0.271 | Yes | 35 | n/a | n/a | 37.14 | n/a | n/a | 0.001392 | NP Inter (normality) 1 of 2 |
| Boron (mg/L) | MR-AP-MW-4 | 0.101 | n/a | 10/14/2020 | 0.46 | Yes | 35 | n/a | n/a | 37.14 | n/a | n/a | 0.001392 | NP Inter (normality) 1 of 2 |
| Boron (mg/L) | MR-AP-MW-5 | 0.101 | n/a | 10/21/2020 | 0.847 | Yes | 35 | n/a | n/a | 37.14 | n/a | n/a | 0.001392 | NP Inter (normality) 1 of 2 |
| Boron (mg/L) | MR-AP-MW-6 | 0.101 | n/a | 10/20/2020 | 0.947 | Yes | 35 | n/a | n/a | 37.14 | n/a | n/a | 0.001392 | NP Inter (normality) 1 of 2 |
| Boron (mg/L) | MR-AP-PZ-5 | 0.101 | n/a | 10/21/2020 | 0.328 | Yes | 35 | n/a | n/a | 37.14 | n/a | n/a | 0.001392 | NP Inter (normality) 1 of 2 |
| Calcium (mg/L) | MR-AP-MW-10 | 63.5 | n/a | 10/19/2020 | 149 | Yes | 35 | n/a | n/a | 0 | n/a | n/a | 0.001392 | NP Inter (normality) 1 of 2 |
| Calcium (mg/L) | MR-AP-MW-11 | 63.5 | n/a | 10/20/2020 | 151 | Yes | 35 | n/a | n/a | 0 | n/a | n/a | 0.001392 | NP Inter (normality) 1 of 2 |
| Calcium (mg/L) | MR-AP-MW-12 | 63.5 | n/a | 10/19/2020 | 115 | Yes | 35 | n/a | n/a | 0 | n/a | n/a | 0.001392 | NP Inter (normality) 1 of 2 |
| Calcium (mg/L) | MR-AP-MW-16 | 63.5 | n/a | 10/13/2020 | 96.9 | Yes | 35 | n/a | n/a | 0 | n/a | n/a | 0.001392 | NP Inter (normality) 1 of 2 |
| Calcium (mg/L) | MR-AP-MW-2 | 63.5 | n/a | 10/21/2020 | 212 | Yes | 35 | n/a | n/a | 0 | n/a | n/a | 0.001392 | NP Inter (normality) 1 of 2 |
| Calcium (mg/L) | MR-AP-MW-3D | 63.5 | n/a | 10/13/2020 | 162 | Yes | 35 | n/a | n/a | 0 | n/a | n/a | 0.001392 | NP Inter (normality) 1 of 2 |
| Calcium (mg/L) | MR-AP-MW-4 | 63.5 | n/a | 10/14/2020 | 194 | Yes | 35 | n/a | n/a | 0 | n/a | n/a | 0.001392 | NP Inter (normality) 1 of 2 |
| Calcium (mg/L) | MR-AP-MW-5 | 63.5 | n/a | 10/21/2020 | 242 | Yes | 35 | n/a | n/a | 0 | n/a | n/a | 0.001392 | NP Inter (normality) 1 of 2 |
| Calcium (mg/L) | MR-AP-MW-6 | 63.5 | n/a | 10/20/2020 | 148 | Yes | 35 | n/a | n/a | 0 | n/a | n/a | 0.001392 | NP Inter (normality) 1 of 2 |
| Chloride (mg/L) | MR-AP-MW-1 | 14.6 | n/a | 10/19/2020 | 16 | Yes | 35 | n/a | n/a | 0 | n/a | n/a | 0.001392 | NP Inter (normality) 1 of 2 |
| Chloride (mg/L) | MR-AP-MW-15 | 14.6 | n/a | 10/13/2020 | 17.5 | Yes | 35 | n/a | n/a | 0 | n/a | n/a | 0.001392 | NP Inter (normality) 1 of 2 |
| Chloride (mg/L) | MR-AP-MW-3D | 14.6 | n/a | 10/13/2020 | 25.9 | Yes | 35 | n/a | n/a | 0 | n/a | n/a | 0.001392 | NP Inter (normality) 1 of 2 |
| Chloride (mg/L) | MR-AP-MW-3S | 14.6 | n/a | 10/13/2020 | 96.3 | Yes | 35 | n/a | n/a | 0 | n/a | n/a | 0.001392 | NP Inter (normality) 1 of 2 |
| Chloride (mg/L) | MR-AP-MW-4 | 14.6 | n/a | 10/14/2020 | 30.8 | Yes | 35 | n/a | n/a | 0 | n/a | n/a | 0.001392 | NP Inter (normality) 1 of 2 |
| Chloride (mg/L) | MR-AP-MW-5 | 14.6 | n/a | 10/21/2020 | 35.8 | Yes | 35 | n/a | n/a | 0 | n/a | n/a | 0.001392 | NP Inter (normality) 1 of 2 |
| Chloride (mg/L) | MR-AP-MW-6 | 14.6 | n/a | 10/20/2020 | 34 | Yes | 35 | n/a | n/a | 0 | n/a | n/a | 0.001392 | NP Inter (normality) 1 of 2 |
| Chloride (mg/L) | MR-AP-PZ-5 | 14.6 | n/a | 10/21/2020 | 23.9 | Yes | 35 | n/a | n/a | 0 | n/a | n/a | 0.001392 | NP Inter (normality) 1 of 2 |
| Fluoride (mg/L) | MR-AP-MW-10 | 0.2923 | n/a | 10/19/2020 | 0.608 | Yes | 37 | 0.1454 | 0.06817 | 0 | None | No | 0.0005787 | Param Inter 1 of 2 |
| Fluoride (mg/L) | MR-AP-MW-12 | 0.2923 | n/a | 10/19/2020 | 0.978 | Yes | 37 | 0.1454 | 0.06817 | 0 | None | No | 0.0005787 | Param Inter 1 of 2 |
| Fluoride (mg/L) | MR-AP-MW-3D | 0.2923 | n/a | 10/13/2020 | 0.362 | Yes | 37 | 0.1454 | 0.06817 | 0 | None | No | 0.0005787 | Param Inter 1 of 2 |
| Fluoride (mg/L) | MR-AP-MW-3S | 0.2923 | n/a | 10/13/2020 | 0.311 | Yes | 37 | 0.1454 | 0.06817 | 0 | None | No | 0.0005787 | Param Inter 1 of 2 |
| Fluoride (mg/L) | MR-AP-MW-5 | 0.2923 | n/a | 10/21/2020 | 0.427 | Yes | 37 | 0.1454 | 0.06817 | 0 | None | No | 0.0005787 | Param Inter 1 of 2 |
| Fluoride (mg/L) | MR-AP-PZ-5 | 0.2923 | n/a | 10/21/2020 | 1.89 | Yes | 37 | 0.1454 | 0.06817 | 0 | None | No | 0.0005787 | Param Inter 1 of 2 |
| Sulfate (mg/L) | MR-AP-MW-1 | 135 | n/a | 10/19/2020 | 233 | Yes | 35 | n/a | n/a | 0 | n/a | n/a | 0.001392 | NP Inter (normality) 1 of 2 |
| Sulfate (mg/L) | MR-AP-MW-10 | 135 | n/a | 10/19/2020 | 781 | Yes | 35 | n/a | n/a | 0 | n/a | n/a | 0.001392 | NP Inter (normality) 1 of 2 |
| Sulfate (mg/L) | MR-AP-MW-11 | 135 | n/a | 10/20/2020 | 575 | Yes | 35 | n/a | n/a | 0 | n/a | n/a | 0.001392 | NP Inter (normality) 1 of 2 |
| Sulfate (mg/L) | MR-AP-MW-12 | 135 | n/a | 10/19/2020 | 1630 | Yes | 35 | n/a | n/a | 0 | n/a | n/a | 0.001392 | NP Inter (normality) 1 of 2 |
| Sulfate (mg/L) | MR-AP-MW-16 | 135 | n/a | 10/13/2020 | 366 | Yes | 35 | n/a | n/a | 0 | n/a | n/a | 0.001392 | NP Inter (normality) 1 of 2 |
| Sulfate (mg/L) | MR-AP-MW-2 | 135 | n/a | 10/21/2020 | 1360 | Yes | 35 | n/a | n/a | 0 | n/a | n/a | 0.001392 | NP Inter (normality) 1 of 2 |
| Sulfate (mg/L) | MR-AP-MW-3D | 135 | n/a | 10/13/2020 | 473 | Yes | 35 | n/a | n/a | 0 | n/a | n/a | 0.001392 | NP Inter (normality) 1 of 2 |
| Sulfate (mg/L) | MR-AP-MW-3S | 135 | n/a | 10/13/2020 | 236 | Yes | 35 | n/a | n/a | 0 | n/a | n/a | 0.001392 | NP Inter (normality) 1 of 2 |
| Sulfate (mg/L) | MR-AP-MW-4 | 135 | n/a | 10/14/2020 | 527 | Yes | 35 | n/a | n/a | 0 | n/a | n/a | 0.001392 | NP Inter (normality) 1 of 2 |
| Sulfate (mg/L) | MR-AP-MW-5 | 135 | n/a | 10/21/2020 | 669 | Yes | 35 | n/a | n/a | 0 | n/a | n/a | 0.001392 | NP Inter (normality) 1 of 2 |
| Sulfate (mg/L) | MR-AP-MW-6 | 135 | n/a | 10/20/2020 | 513 | Yes | 35 | n/a | n/a | 0 | n/a | n/a | 0.001392 | NP Inter (normality) 1 of 2 |
| TDS (mg/L) | MR-AP-MW-10 | 534 | n/a | 10/19/2020 | 1430 | Yes | 35 | n/a | n/a | 0 | n/a | n/a | 0.001392 | NP Inter (normality) 1 of 2 |
| TDS (mg/L) | MR-AP-MW-11 | 534 | n/a | 10/20/2020 | 1050 | Yes | 35 | n/a | n/a | 0 | n/a | n/a | 0.001392 | NP Inter (normality) 1 of 2 |
| TDS (mg/L) | MR-AP-MW-12 | 534 | n/a | 10/19/2020 | 2540 | Yes | 35 | n/a | n/a | 0 | n/a | n/a | 0.001392 | NP Inter (normality) 1 of 2 |
| TDS (mg/L) | MR-AP-MW-16 | 534 | n/a | 10/13/2020 | 738 | Yes | 35 | n/a | n/a | 0 | n/a | n/a | 0.001392 | NP Inter (normality) 1 of 2 |
| TDS (mg/L) | MR-AP-MW-2 | 534 | n/a | 10/21/2020 | 2190 | Yes | 35 | n/a | n/a | 0 | n/a | n/a | 0.001392 | NP Inter (normality) 1 of 2 |
| TDS (mg/L) | MR-AP-MW-3D | 534 | n/a | 10/13/2020 | 937 | Yes | 35 | n/a | n/a | 0 | n/a | n/a | 0.001392 | NP Inter (normality) 1 of 2 |
| TDS (mg/L) | MR-AP-MW-3S | 534 | n/a | 10/13/2020 | 793 | Yes | 35 | n/a | n/a | 0 | n/a | n/a | 0.001392 | NP Inter (normality) 1 of 2 |
| TDS (mg/L) | MR-AP-MW-4 | 534 | n/a | 10/14/2020 | 934 | Yes | 35 | n/a | n/a | 0 | n/a | n/a | 0.001392 | NP Inter (normality) 1 of 2 |
| TDS (mg/L) | MR-AP-MW-5 | 534 | n/a | 10/21/2020 | 1190 | Yes | 35 | n/a | n/a | 0 | n/a | n/a | 0.001392 | NP Inter (normality) 1 of 2 |
| TDS (mg/L) | MR-AP-MW-6 | 534 | n/a | 10/20/2020 | 876 | Yes | 35 | n/a | n/a | 0 | n/a | n/a | 0.001392 | NP Inter (normality) 1 of 2 |
| TDS (mg/L) | MR-AP-PZ-5 | 534 | n/a | 10/21/2020 | 594 | Yes | 35 | n/a | n/a | 0 | n/a | n/a | 0.001392 | NP Inter (normality) 1 of 2 |

# Appendix III - Interwell Prediction Limits - All Results

Plant Miller Client: Southern Company Data: Miller Ash Pond Printed 1/14/2021, 1:15 PM

| Constituent | Well | Upper Lim. | Lower Lim. | Date | Observ. | Sig. | Bg N | Bg Mean | Std. Dev. | %NDs | ND Adj. | Transform | Alpha | Method |
|---|---|---|---|---|---|---|---|---|---|---|---|---|---|---|
| Boron (mg/L) | MR-AP-MW-1 | 0.101 | n/a | 10/19/2020 | 0.0512J | No | 35 | n/a | n/a | 37.14 | n/a | n/a | 0.001392 | NP Inter (normality) 1 of 2 |
| **Boron (mg/L)** | **MR-AP-MW-10** | **0.101** | **n/a** | **10/19/2020** | **4.44** | **Yes** | **35** | **n/a** | **n/a** | **37.14** | **n/a** | **n/a** | **0.001392** | **NP Inter (normality) 1 of 2** |
| Boron (mg/L) | MR-AP-MW-11 | 0.101 | n/a | 10/20/2020 | 0.0357J | No | 35 | n/a | n/a | 37.14 | n/a | n/a | 0.001392 | NP Inter (normality) 1 of 2 |
| **Boron (mg/L)** | **MR-AP-MW-12** | **0.101** | **n/a** | **10/19/2020** | **7.42** | **Yes** | **35** | **n/a** | **n/a** | **37.14** | **n/a** | **n/a** | **0.001392** | **NP Inter (normality) 1 of 2** |
| **Boron (mg/L)** | **MR-AP-MW-15** | **0.101** | **n/a** | **10/13/2020** | **0.375** | **Yes** | **35** | **n/a** | **n/a** | **37.14** | **n/a** | **n/a** | **0.001392** | **NP Inter (normality) 1 of 2** |
| **Boron (mg/L)** | **MR-AP-MW-16** | **0.101** | **n/a** | **10/13/2020** | **2.62** | **Yes** | **35** | **n/a** | **n/a** | **37.14** | **n/a** | **n/a** | **0.001392** | **NP Inter (normality) 1 of 2** |
| **Boron (mg/L)** | **MR-AP-MW-2** | **0.101** | **n/a** | **10/21/2020** | **0.316** | **Yes** | **35** | **n/a** | **n/a** | **37.14** | **n/a** | **n/a** | **0.001392** | **NP Inter (normality) 1 of 2** |
| **Boron (mg/L)** | **MR-AP-MW-3D** | **0.101** | **n/a** | **10/13/2020** | **0.492** | **Yes** | **35** | **n/a** | **n/a** | **37.14** | **n/a** | **n/a** | **0.001392** | **NP Inter (normality) 1 of 2** |
| **Boron (mg/L)** | **MR-AP-MW-3S** | **0.101** | **n/a** | **10/13/2020** | **0.271** | **Yes** | **35** | **n/a** | **n/a** | **37.14** | **n/a** | **n/a** | **0.001392** | **NP Inter (normality) 1 of 2** |
| **Boron (mg/L)** | **MR-AP-MW-4** | **0.101** | **n/a** | **10/14/2020** | **0.46** | **Yes** | **35** | **n/a** | **n/a** | **37.14** | **n/a** | **n/a** | **0.001392** | **NP Inter (normality) 1 of 2** |
| **Boron (mg/L)** | **MR-AP-MW-5** | **0.101** | **n/a** | **10/21/2020** | **0.847** | **Yes** | **35** | **n/a** | **n/a** | **37.14** | **n/a** | **n/a** | **0.001392** | **NP Inter (normality) 1 of 2** |
| **Boron (mg/L)** | **MR-AP-MW-6** | **0.101** | **n/a** | **10/20/2020** | **0.947** | **Yes** | **35** | **n/a** | **n/a** | **37.14** | **n/a** | **n/a** | **0.001392** | **NP Inter (normality) 1 of 2** |
| **Boron (mg/L)** | **MR-AP-PZ-5** | **0.101** | **n/a** | **10/21/2020** | **0.328** | **Yes** | **35** | **n/a** | **n/a** | **37.14** | **n/a** | **n/a** | **0.001392** | **NP Inter (normality) 1 of 2** |
| Calcium (mg/L) | MR-AP-MW-1 | 63.5 | n/a | 10/19/2020 | 32.6 | No | 35 | n/a | n/a | 0 | n/a | n/a | 0.001392 | NP Inter (normality) 1 of 2 |
| **Calcium (mg/L)** | **MR-AP-MW-10** | **63.5** | **n/a** | **10/19/2020** | **149** | **Yes** | **35** | **n/a** | **n/a** | **0** | **n/a** | **n/a** | **0.001392** | **NP Inter (normality) 1 of 2** |
| **Calcium (mg/L)** | **MR-AP-MW-11** | **63.5** | **n/a** | **10/20/2020** | **151** | **Yes** | **35** | **n/a** | **n/a** | **0** | **n/a** | **n/a** | **0.001392** | **NP Inter (normality) 1 of 2** |
| **Calcium (mg/L)** | **MR-AP-MW-12** | **63.5** | **n/a** | **10/19/2020** | **115** | **Yes** | **35** | **n/a** | **n/a** | **0** | **n/a** | **n/a** | **0.001392** | **NP Inter (normality) 1 of 2** |
| Calcium (mg/L) | MR-AP-MW-15 | 63.5 | n/a | 10/13/2020 | 41.4 | No | 35 | n/a | n/a | 0 | n/a | n/a | 0.001392 | NP Inter (normality) 1 of 2 |
| **Calcium (mg/L)** | **MR-AP-MW-16** | **63.5** | **n/a** | **10/13/2020** | **96.9** | **Yes** | **35** | **n/a** | **n/a** | **0** | **n/a** | **n/a** | **0.001392** | **NP Inter (normality) 1 of 2** |
| **Calcium (mg/L)** | **MR-AP-MW-2** | **63.5** | **n/a** | **10/21/2020** | **212** | **Yes** | **35** | **n/a** | **n/a** | **0** | **n/a** | **n/a** | **0.001392** | **NP Inter (normality) 1 of 2** |
| **Calcium (mg/L)** | **MR-AP-MW-3D** | **63.5** | **n/a** | **10/13/2020** | **162** | **Yes** | **35** | **n/a** | **n/a** | **0** | **n/a** | **n/a** | **0.001392** | **NP Inter (normality) 1 of 2** |
| Calcium (mg/L) | MR-AP-MW-3S | 63.5 | n/a | 10/13/2020 | 6.81 | No | 35 | n/a | n/a | 0 | n/a | n/a | 0.001392 | NP Inter (normality) 1 of 2 |
| **Calcium (mg/L)** | **MR-AP-MW-4** | **63.5** | **n/a** | **10/14/2020** | **194** | **Yes** | **35** | **n/a** | **n/a** | **0** | **n/a** | **n/a** | **0.001392** | **NP Inter (normality) 1 of 2** |
| **Calcium (mg/L)** | **MR-AP-MW-5** | **63.5** | **n/a** | **10/21/2020** | **242** | **Yes** | **35** | **n/a** | **n/a** | **0** | **n/a** | **n/a** | **0.001392** | **NP Inter (normality) 1 of 2** |
| **Calcium (mg/L)** | **MR-AP-MW-6** | **63.5** | **n/a** | **10/20/2020** | **148** | **Yes** | **35** | **n/a** | **n/a** | **0** | **n/a** | **n/a** | **0.001392** | **NP Inter (normality) 1 of 2** |
| Calcium (mg/L) | MR-AP-PZ-5 | 63.5 | n/a | 10/21/2020 | 7.36 | No | 35 | n/a | n/a | 0 | n/a | n/a | 0.001392 | NP Inter (normality) 1 of 2 |
| **Chloride (mg/L)** | **MR-AP-MW-1** | **14.6** | **n/a** | **10/19/2020** | **16** | **Yes** | **35** | **n/a** | **n/a** | **0** | **n/a** | **n/a** | **0.001392** | **NP Inter (normality) 1 of 2** |
| Chloride (mg/L) | MR-AP-MW-10 | 14.6 | n/a | 10/19/2020 | 6.03 | No | 35 | n/a | n/a | 0 | n/a | n/a | 0.001392 | NP Inter (normality) 1 of 2 |
| Chloride (mg/L) | MR-AP-MW-11 | 14.6 | n/a | 10/20/2020 | 6.33 | No | 35 | n/a | n/a | 0 | n/a | n/a | 0.001392 | NP Inter (normality) 1 of 2 |
| Chloride (mg/L) | MR-AP-MW-12 | 14.6 | n/a | 10/19/2020 | 7.33 | No | 35 | n/a | n/a | 0 | n/a | n/a | 0.001392 | NP Inter (normality) 1 of 2 |
| **Chloride (mg/L)** | **MR-AP-MW-15** | **14.6** | **n/a** | **10/13/2020** | **17.5** | **Yes** | **35** | **n/a** | **n/a** | **0** | **n/a** | **n/a** | **0.001392** | **NP Inter (normality) 1 of 2** |
| Chloride (mg/L) | MR-AP-MW-16 | 14.6 | n/a | 10/13/2020 | 10 | No | 35 | n/a | n/a | 0 | n/a | n/a | 0.001392 | NP Inter (normality) 1 of 2 |
| Chloride (mg/L) | MR-AP-MW-2 | 14.6 | n/a | 10/21/2020 | 9.47 | No | 35 | n/a | n/a | 0 | n/a | n/a | 0.001392 | NP Inter (normality) 1 of 2 |
| **Chloride (mg/L)** | **MR-AP-MW-3D** | **14.6** | **n/a** | **10/13/2020** | **25.9** | **Yes** | **35** | **n/a** | **n/a** | **0** | **n/a** | **n/a** | **0.001392** | **NP Inter (normality) 1 of 2** |
| **Chloride (mg/L)** | **MR-AP-MW-3S** | **14.6** | **n/a** | **10/13/2020** | **96.3** | **Yes** | **35** | **n/a** | **n/a** | **0** | **n/a** | **n/a** | **0.001392** | **NP Inter (normality) 1 of 2** |
| **Chloride (mg/L)** | **MR-AP-MW-4** | **14.6** | **n/a** | **10/14/2020** | **30.8** | **Yes** | **35** | **n/a** | **n/a** | **0** | **n/a** | **n/a** | **0.001392** | **NP Inter (normality) 1 of 2** |
| **Chloride (mg/L)** | **MR-AP-MW-5** | **14.6** | **n/a** | **10/21/2020** | **35.8** | **Yes** | **35** | **n/a** | **n/a** | **0** | **n/a** | **n/a** | **0.001392** | **NP Inter (normality) 1 of 2** |
| **Chloride (mg/L)** | **MR-AP-MW-6** | **14.6** | **n/a** | **10/20/2020** | **34** | **Yes** | **35** | **n/a** | **n/a** | **0** | **n/a** | **n/a** | **0.001392** | **NP Inter (normality) 1 of 2** |
| **Chloride (mg/L)** | **MR-AP-PZ-5** | **14.6** | **n/a** | **10/21/2020** | **23.9** | **Yes** | **35** | **n/a** | **n/a** | **0** | **n/a** | **n/a** | **0.001392** | **NP Inter (normality) 1 of 2** |
| Fluoride (mg/L) | MR-AP-MW-1 | 0.2923 | n/a | 10/19/2020 | 0.16 | No | 37 | 0.1454 | 0.06817 | 0 | None | No | 0.0005787 | Param Inter 1 of 2 |
| **Fluoride (mg/L)** | **MR-AP-MW-10** | **0.2923** | **n/a** | **10/19/2020** | **0.608** | **Yes** | **37** | **0.1454** | **0.06817** | **0** | **None** | **No** | **0.0005787** | **Param Inter 1 of 2** |
| Fluoride (mg/L) | MR-AP-MW-11 | 0.2923 | n/a | 10/20/2020 | 0.126 | No | 37 | 0.1454 | 0.06817 | 0 | None | No | 0.0005787 | Param Inter 1 of 2 |
| **Fluoride (mg/L)** | **MR-AP-MW-12** | **0.2923** | **n/a** | **10/19/2020** | **0.978** | **Yes** | **37** | **0.1454** | **0.06817** | **0** | **None** | **No** | **0.0005787** | **Param Inter 1 of 2** |
| Fluoride (mg/L) | MR-AP-MW-15 | 0.2923 | n/a | 10/13/2020 | 0.125 | No | 37 | 0.1454 | 0.06817 | 0 | None | No | 0.0005787 | Param Inter 1 of 2 |
| Fluoride (mg/L) | MR-AP-MW-16 | 0.2923 | n/a | 10/13/2020 | 0.145 | No | 37 | 0.1454 | 0.06817 | 0 | None | No | 0.0005787 | Param Inter 1 of 2 |
| Fluoride (mg/L) | MR-AP-MW-2 | 0.2923 | n/a | 10/21/2020 | 0.236 | No | 37 | 0.1454 | 0.06817 | 0 | None | No | 0.0005787 | Param Inter 1 of 2 |
| **Fluoride (mg/L)** | **MR-AP-MW-3D** | **0.2923** | **n/a** | **10/13/2020** | **0.362** | **Yes** | **37** | **0.1454** | **0.06817** | **0** | **None** | **No** | **0.0005787** | **Param Inter 1 of 2** |
| **Fluoride (mg/L)** | **MR-AP-MW-3S** | **0.2923** | **n/a** | **10/13/2020** | **0.311** | **Yes** | **37** | **0.1454** | **0.06817** | **0** | **None** | **No** | **0.0005787** | **Param Inter 1 of 2** |
| Fluoride (mg/L) | MR-AP-MW-4 | 0.2923 | n/a | 10/14/2020 | 0.251 | No | 37 | 0.1454 | 0.06817 | 0 | None | No | 0.0005787 | Param Inter 1 of 2 |
| **Fluoride (mg/L)** | **MR-AP-MW-5** | **0.2923** | **n/a** | **10/21/2020** | **0.427** | **Yes** | **37** | **0.1454** | **0.06817** | **0** | **None** | **No** | **0.0005787** | **Param Inter 1 of 2** |
| Fluoride (mg/L) | MR-AP-MW-6 | 0.2923 | n/a | 10/20/2020 | 0.109 | No | 37 | 0.1454 | 0.06817 | 0 | None | No | 0.0005787 | Param Inter 1 of 2 |
| **Fluoride (mg/L)** | **MR-AP-PZ-5** | **0.2923** | **n/a** | **10/21/2020** | **1.89** | **Yes** | **37** | **0.1454** | **0.06817** | **0** | **None** | **No** | **0.0005787** | **Param Inter 1 of 2** |

# Appendix III - Interwell Prediction Limits - All Results

Plant Miller Client: Southern Company Data: Miller Ash Pond Printed 1/14/2021, 1:15 PM

| Constituent | Well | Upper Lim. | Lower Lim. | Date | Observ. | Sig. | Bg N | Bg Mean | Std. Dev. | %NDs | ND Adj. | Transform | Alpha | Method |
|---|---|---|---|---|---|---|---|---|---|---|---|---|---|---|
| **Sulfate (mg/L)** | **MR-AP-MW-1** | **135** | **n/a** | **10/19/2020** | **233** | **Yes** | **35** | **n/a** | **n/a** | **0** | **n/a** | **n/a** | **0.001392** | **NP Inter (normality) 1 of 2** |
| **Sulfate (mg/L)** | **MR-AP-MW-10** | **135** | **n/a** | **10/19/2020** | **781** | **Yes** | **35** | **n/a** | **n/a** | **0** | **n/a** | **n/a** | **0.001392** | **NP Inter (normality) 1 of 2** |
| **Sulfate (mg/L)** | **MR-AP-MW-11** | **135** | **n/a** | **10/20/2020** | **575** | **Yes** | **35** | **n/a** | **n/a** | **0** | **n/a** | **n/a** | **0.001392** | **NP Inter (normality) 1 of 2** |
| **Sulfate (mg/L)** | **MR-AP-MW-12** | **135** | **n/a** | **10/19/2020** | **1630** | **Yes** | **35** | **n/a** | **n/a** | **0** | **n/a** | **n/a** | **0.001392** | **NP Inter (normality) 1 of 2** |
| Sulfate (mg/L) | MR-AP-MW-15 | 135 | n/a | 10/13/2020 | 107 | No | 35 | n/a | n/a | 0 | n/a | n/a | 0.001392 | NP Inter (normality) 1 of 2 |
| **Sulfate (mg/L)** | **MR-AP-MW-16** | **135** | **n/a** | **10/13/2020** | **366** | **Yes** | **35** | **n/a** | **n/a** | **0** | **n/a** | **n/a** | **0.001392** | **NP Inter (normality) 1 of 2** |
| **Sulfate (mg/L)** | **MR-AP-MW-2** | **135** | **n/a** | **10/21/2020** | **1360** | **Yes** | **35** | **n/a** | **n/a** | **0** | **n/a** | **n/a** | **0.001392** | **NP Inter (normality) 1 of 2** |
| **Sulfate (mg/L)** | **MR-AP-MW-3D** | **135** | **n/a** | **10/13/2020** | **473** | **Yes** | **35** | **n/a** | **n/a** | **0** | **n/a** | **n/a** | **0.001392** | **NP Inter (normality) 1 of 2** |
| **Sulfate (mg/L)** | **MR-AP-MW-3S** | **135** | **n/a** | **10/13/2020** | **236** | **Yes** | **35** | **n/a** | **n/a** | **0** | **n/a** | **n/a** | **0.001392** | **NP Inter (normality) 1 of 2** |
| **Sulfate (mg/L)** | **MR-AP-MW-4** | **135** | **n/a** | **10/14/2020** | **527** | **Yes** | **35** | **n/a** | **n/a** | **0** | **n/a** | **n/a** | **0.001392** | **NP Inter (normality) 1 of 2** |
| **Sulfate (mg/L)** | **MR-AP-MW-5** | **135** | **n/a** | **10/21/2020** | **669** | **Yes** | **35** | **n/a** | **n/a** | **0** | **n/a** | **n/a** | **0.001392** | **NP Inter (normality) 1 of 2** |
| **Sulfate (mg/L)** | **MR-AP-MW-6** | **135** | **n/a** | **10/20/2020** | **513** | **Yes** | **35** | **n/a** | **n/a** | **0** | **n/a** | **n/a** | **0.001392** | **NP Inter (normality) 1 of 2** |
| Sulfate (mg/L) | MR-AP-PZ-5 | 135 | n/a | 10/21/2020 | 7.39 | No | 35 | n/a | n/a | 0 | n/a | n/a | 0.001392 | NP Inter (normality) 1 of 2 |
| TDS (mg/L) | MR-AP-MW-1 | 534 | n/a | 10/19/2020 | 530 | No | 35 | n/a | n/a | 0 | n/a | n/a | 0.001392 | NP Inter (normality) 1 of 2 |
| **TDS (mg/L)** | **MR-AP-MW-10** | **534** | **n/a** | **10/19/2020** | **1430** | **Yes** | **35** | **n/a** | **n/a** | **0** | **n/a** | **n/a** | **0.001392** | **NP Inter (normality) 1 of 2** |
| **TDS (mg/L)** | **MR-AP-MW-11** | **534** | **n/a** | **10/20/2020** | **1050** | **Yes** | **35** | **n/a** | **n/a** | **0** | **n/a** | **n/a** | **0.001392** | **NP Inter (normality) 1 of 2** |
| **TDS (mg/L)** | **MR-AP-MW-12** | **534** | **n/a** | **10/19/2020** | **2540** | **Yes** | **35** | **n/a** | **n/a** | **0** | **n/a** | **n/a** | **0.001392** | **NP Inter (normality) 1 of 2** |
| TDS (mg/L) | MR-AP-MW-15 | 534 | n/a | 10/13/2020 | 280 | No | 35 | n/a | n/a | 0 | n/a | n/a | 0.001392 | NP Inter (normality) 1 of 2 |
| **TDS (mg/L)** | **MR-AP-MW-16** | **534** | **n/a** | **10/13/2020** | **738** | **Yes** | **35** | **n/a** | **n/a** | **0** | **n/a** | **n/a** | **0.001392** | **NP Inter (normality) 1 of 2** |
| **TDS (mg/L)** | **MR-AP-MW-2** | **534** | **n/a** | **10/21/2020** | **2190** | **Yes** | **35** | **n/a** | **n/a** | **0** | **n/a** | **n/a** | **0.001392** | **NP Inter (normality) 1 of 2** |
| **TDS (mg/L)** | **MR-AP-MW-3D** | **534** | **n/a** | **10/13/2020** | **937** | **Yes** | **35** | **n/a** | **n/a** | **0** | **n/a** | **n/a** | **0.001392** | **NP Inter (normality) 1 of 2** |
| **TDS (mg/L)** | **MR-AP-MW-3S** | **534** | **n/a** | **10/13/2020** | **793** | **Yes** | **35** | **n/a** | **n/a** | **0** | **n/a** | **n/a** | **0.001392** | **NP Inter (normality) 1 of 2** |
| **TDS (mg/L)** | **MR-AP-MW-4** | **534** | **n/a** | **10/14/2020** | **934** | **Yes** | **35** | **n/a** | **n/a** | **0** | **n/a** | **n/a** | **0.001392** | **NP Inter (normality) 1 of 2** |
| **TDS (mg/L)** | **MR-AP-MW-5** | **534** | **n/a** | **10/21/2020** | **1190** | **Yes** | **35** | **n/a** | **n/a** | **0** | **n/a** | **n/a** | **0.001392** | **NP Inter (normality) 1 of 2** |
| **TDS (mg/L)** | **MR-AP-MW-6** | **534** | **n/a** | **10/20/2020** | **876** | **Yes** | **35** | **n/a** | **n/a** | **0** | **n/a** | **n/a** | **0.001392** | **NP Inter (normality) 1 of 2** |
| **TDS (mg/L)** | **MR-AP-PZ-5** | **534** | **n/a** | **10/21/2020** | **594** | **Yes** | **35** | **n/a** | **n/a** | **0** | **n/a** | **n/a** | **0.001392** | **NP Inter (normality) 1 of 2** |

# Appendix III - Intrawell Prediction Limits - Significant Results

Plant Miller Client: Southern Company Data: Miller Ash Pond Printed 1/14/2021, 11:48 AM

| Constituent | Well | Upper Lim. | Lower Lim. | Date | Observ. | Sig. | Bg N | Bg Mean | Std. Dev. | %NDs | ND Adj. | Transform | Alpha | Method |
|---|---|---|---|---|---|---|---|---|---|---|---|---|---|---|
| pH (pH) | MR-AP-MW-1 | 9.647 | 7.368 | 10/19/2020 | 11.44 | Yes | 14 | 8.508 | 0.4386 | 0 | None | No | 0.0002894 | Param Intra 1 of 2 |
| pH (pH) | MR-AP-MW-10 | 6.956 | 6.628 | 10/19/2020 | 7.05 | Yes | 14 | 6.792 | 0.06323 | 0 | None | No | 0.0002894 | Param Intra 1 of 2 |
| pH (pH) | MR-AP-MW-16 | 6.244 | 5.828 | 10/13/2020 | 6.31 | Yes | 14 | 6.036 | 0.08006 | 0 | None | No | 0.0002894 | Param Intra 1 of 2 |
| pH (pH) | MR-AP-MW-3D | 6.826 | 6.634 | 10/13/2020 | 6.9 | Yes | 9 | 6.73 | 0.03082 | 0 | None | No | 0.0002894 | Param Intra 1 of 2 |
| pH (pH) | MR-AP-MW-6 | 6.113 | 5.887 | 10/20/2020 | 6.15 | Yes | 9 | 6 | 0.0364 | 0 | None | No | 0.0002894 | Param Intra 1 of 2 |

# Appendix III - Intrawell Prediction Limits - All Results

Plant Miller Client: Southern Company Data: Miller Ash Pond Printed 1/14/2021, 11:48 AM

| Constituent | Well | Upper Lim. | Lower Lim. | Date | Observ. | Sig. | Bg N | Bg Mean | Std. Dev. | %NDs | ND Adj. | Transform | Alpha | Method |
|---|---|---|---|---|---|---|---|---|---|---|---|---|---|---|
| pH (pH) | GS-AP-MW-13 | 6.931 | 6.594 | n/a | 1 future | n/a | 13 | 6.762 | 0.06353 | 0 | None | No | 0.0002894 | Param Intra 1 of 2 |
| pH (pH) | GS-AP-MW-8 | 6.062 | 5.555 | 9/21/2020 | 5.75 | No | 13 | 5.808 | 0.09538 | 0 | None | No | 0.0002894 | Param Intra 1 of 2 |
| **pH (pH)** | **MR-AP-MW-1** | **9.647** | **7.368** | **10/19/2020** | **11.44** | **Yes** | **14** | **8.508** | **0.4386** | **0** | **None** | **No** | **0.0002894** | **Param Intra 1 of 2** |
| **pH (pH)** | **MR-AP-MW-10** | **6.956** | **6.628** | **10/19/2020** | **7.05** | **Yes** | **14** | **6.792** | **0.06323** | **0** | **None** | **No** | **0.0002894** | **Param Intra 1 of 2** |
| pH (pH) | MR-AP-MW-11 | 7.3 | 6.5 | 10/20/2020 | 7.26 | No | 15 | n/a | n/a | 0 | n/a | n/a | 0.01507 | NP Intra (normality) 1 of 2 |
| pH (pH) | MR-AP-MW-12 | 6.691 | 6.45 | 10/19/2020 | 6.5 | No | 13 | 6.57 | 0.04539 | 0 | None | No | 0.0002894 | Param Intra 1 of 2 |
| pH (pH) | MR-AP-MW-15 | 6.596 | 6.347 | 10/13/2020 | 6.42 | No | 14 | 6.471 | 0.04802 | 0 | None | No | 0.0002894 | Param Intra 1 of 2 |
| **pH (pH)** | **MR-AP-MW-16** | **6.244** | **5.828** | **10/13/2020** | **6.31** | **Yes** | **14** | **6.036** | **0.08006** | **0** | **None** | **No** | **0.0002894** | **Param Intra 1 of 2** |
| pH (pH) | MR-AP-MW-2 | 6.355 | 5.861 | 10/21/2020 | 6.29 | No | 14 | 6.108 | 0.09521 | 0 | None | No | 0.0002894 | Param Intra 1 of 2 |
| **pH (pH)** | **MR-AP-MW-3D** | **6.826** | **6.634** | **10/13/2020** | **6.9** | **Yes** | **9** | **6.73** | **0.03082** | **0** | **None** | **No** | **0.0002894** | **Param Intra 1 of 2** |
| pH (pH) | MR-AP-MW-3S | 9.984 | 8.671 | 10/13/2020 | 9.04 | No | 15 | 9.328 | 0.2584 | 0 | None | No | 0.0002894 | Param Intra 1 of 2 |
| pH (pH) | MR-AP-MW-4 | 5.954 | 5.613 | 10/14/2020 | 5.93 | No | 9 | 5.783 | 0.05477 | 0 | None | No | 0.0002894 | Param Intra 1 of 2 |
| pH (pH) | MR-AP-MW-5 | 7.283 | 6.882 | 10/21/2020 | 7.07 | No | 14 | 7.083 | 0.07713 | 0 | None | No | 0.0002894 | Param Intra 1 of 2 |
| **pH (pH)** | **MR-AP-MW-6** | **6.113** | **5.887** | **10/20/2020** | **6.15** | **Yes** | **9** | **6** | **0.0364** | **0** | **None** | **No** | **0.0002894** | **Param Intra 1 of 2** |
| pH (pH) | MR-AP-PZ-5 | 8.175 | 7.661 | 10/21/2020 | 8.16 | No | 9 | 7.918 | 0.08258 | 0 | None | No | 0.0002894 | Param Intra 1 of 2 |

# Upper Tolerance Limits - Appendix IV

Plant Miller Client: Southern Company Data: Miller Ash Pond Printed 7/23/2020, 8:45 AM

| Constituent | Upper Lim. | Lower Lim. | Bg N | Bg Mean | Std. Dev. | %NDs | ND Adj. | Transform | Alpha | Method |
|---|---|---|---|---|---|---|---|---|---|---|
| Antimony (mg/L) | 0.003 | n/a | 25 | n/a | n/a | 44 | n/a | n/a | 0.2774 | NP Inter(normal... |
| Arsenic (mg/L) | 0.005 | n/a | 25 | n/a | n/a | 44 | n/a | n/a | 0.2774 | NP Inter(normal... |
| Barium (mg/L) | 0.189 | n/a | 25 | n/a | n/a | 0 | n/a | n/a | 0.2774 | NP Inter(normal... |
| Beryllium (mg/L) | 0.003 | n/a | 25 | n/a | n/a | 44 | n/a | n/a | 0.2774 | NP Inter(normal... |
| Cadmium (mg/L) | 0.001 | n/a | 25 | n/a | n/a | 44 | n/a | n/a | 0.2774 | NP Inter(normal... |
| Chromium (mg/L) | 0.01 | n/a | 25 | n/a | n/a | 40 | n/a | n/a | 0.2774 | NP Inter(normal... |
| Cobalt (mg/L) | 0.005 | n/a | 25 | n/a | n/a | 80 | n/a | n/a | 0.2774 | NP Inter(NDs) |
| Combined Radium 226 + 228 (pCi/L) | 1.063 | n/a | 25 | 0.3412 | 0.315 | 0 | None | No | 0.05 | Inter |
| Fluoride (mg/L) | 0.2237 | n/a | 27 | 0.1183 | 0.04659 | 0 | None | No | 0.05 | Inter |
| Lead (mg/L) | 0.005 | n/a | 25 | n/a | n/a | 100 | n/a | n/a | 0.2774 | NP Inter(NDs) |
| Lithium (mg/L) | 0.05 | n/a | 25 | n/a | n/a | 36 | n/a | n/a | 0.2774 | NP Inter(normal... |
| Mercury (mg/L) | 0.0005 | n/a | 25 | n/a | n/a | 44 | n/a | n/a | 0.2774 | NP Inter(normal... |
| Molybdenum (mg/L) | 0.01 | n/a | 25 | n/a | n/a | 44 | n/a | n/a | 0.2774 | NP Inter(normal... |
| Selenium (mg/L) | 0.01 | n/a | 25 | n/a | n/a | 44 | n/a | n/a | 0.2774 | NP Inter(normal... |
| Thallium (mg/L) | 0.001 | n/a | 25 | n/a | n/a | 44 | n/a | n/a | 0.2774 | NP Inter(normal... |

# Confidence Intervals Set 1 of 2 - Significant Results

Plant Miller Client: Southern Company Data: Miller Ash Pond Printed 1/15/2021, 7:51 AM

| Constituent | Well | Upper Lim. | Lower Lim. | Compliance | Sig. | N | Mean | Std. Dev. | %NDs | ND Adj. | Transform | Alpha | Method |
|---|---|---|---|---|---|---|---|---|---|---|---|---|---|
| **Arsenic (mg/L)** | **MR-AP-MW-5** | **0.01374** | **0.01074** | **0.01** | **Yes** | **8** | **0.01224** | **0.001415** | **0** | **None** | **No** | **0.01** | **Param.** |
| **Cobalt (mg/L)** | **MR-AP-MW-2** | **0.06659** | **0.04108** | **0.006** | **Yes** | **8** | **0.05384** | **0.01203** | **0** | **None** | **No** | **0.01** | **Param.** |
| **Cobalt (mg/L)** | **MR-AP-MW-4** | **0.0376** | **0.011** | **0.006** | **Yes** | **8** | **0.0173** | **0.008832** | **0** | **None** | **No** | **0.004** | **NP (normality)** |
| **Cobalt (mg/L)** | **MR-AP-MW-6** | **0.06766** | **0.01945** | **0.006** | **Yes** | **8** | **0.04356** | **0.02274** | **0** | **None** | **No** | **0.01** | **Param.** |
| **Lithium (mg/L)** | **MR-AP-MW-1** | **0.2041** | **0.08887** | **0.05** | **Yes** | **8** | **0.1465** | **0.05437** | **0** | **None** | **No** | **0.01** | **Param.** |
| **Lithium (mg/L)** | **MR-AP-MW-10** | **0.2053** | **0.1582** | **0.05** | **Yes** | **8** | **0.1818** | **0.02222** | **0** | **None** | **No** | **0.01** | **Param.** |
| **Lithium (mg/L)** | **MR-AP-MW-11** | **0.3346** | **0.1896** | **0.05** | **Yes** | **8** | **0.2621** | **0.06839** | **0** | **None** | **No** | **0.01** | **Param.** |
| **Lithium (mg/L)** | **MR-AP-MW-12** | **0.2083** | **0.1422** | **0.05** | **Yes** | **8** | **0.1753** | **0.03123** | **0** | **None** | **No** | **0.01** | **Param.** |
| **Lithium (mg/L)** | **MR-AP-MW-2** | **0.2586** | **0.2206** | **0.05** | **Yes** | **8** | **0.2396** | **0.0179** | **0** | **None** | **No** | **0.01** | **Param.** |
| **Lithium (mg/L)** | **MR-AP-MW-3D** | **0.1211** | **0.1074** | **0.05** | **Yes** | **8** | **0.1143** | **0.006453** | **0** | **None** | **No** | **0.01** | **Param.** |
| **Lithium (mg/L)** | **MR-AP-MW-3S** | **0.2989** | **0.1611** | **0.05** | **Yes** | **8** | **0.23** | **0.06499** | **0** | **None** | **No** | **0.01** | **Param.** |
| **Lithium (mg/L)** | **MR-AP-MW-4** | **0.09467** | **0.07081** | **0.05** | **Yes** | **8** | **0.08274** | **0.01126** | **0** | **None** | **No** | **0.01** | **Param.** |
| **Lithium (mg/L)** | **MR-AP-MW-5** | **0.238** | **0.193** | **0.05** | **Yes** | **8** | **0.228** | **0.01528** | **0** | **None** | **No** | **0.004** | **NP (normality)** |
| **Lithium (mg/L)** | **MR-AP-MW-6** | **0.08512** | **0.07521** | **0.05** | **Yes** | **8** | **0.08016** | **0.004676** | **0** | **None** | **No** | **0.01** | **Param.** |
| **Lithium (mg/L)** | **MR-AP-PZ-5** | **0.157** | **0.1285** | **0.05** | **Yes** | **8** | **0.1428** | **0.01347** | **0** | **None** | **No** | **0.01** | **Param.** |

# Confidence Intervals Set 1 of 2 - All Results

Plant Miller Client: Southern Company Data: Miller Ash Pond Printed 1/15/2021, 7:51 AM

| Constituent | Well | Upper Lim. | Lower Lim. | Compliance | Sig. | N | Mean | Std. Dev. | %NDs | ND Adj. | Transform | Alpha | Method |
|---|---|---|---|---|---|---|---|---|---|---|---|---|---|
| Antimony (mg/L) | MR-AP-MW-12 | 0.003 | 0.000849 | 0.006 | No | 8 | 0.002731 | 0.0007605 | 87.5 | None | No | 0.004 | NP (NDs) |
| Antimony (mg/L) | MR-AP-MW-16 | 0.003 | 0.00107 | 0.006 | No | 8 | 0.002759 | 0.0006824 | 87.5 | None | No | 0.004 | NP (NDs) |
| Antimony (mg/L) | MR-AP-MW-3D | 0.003 | 0.00118 | 0.006 | No | 8 | 0.002773 | 0.0006435 | 87.5 | None | No | 0.004 | NP (NDs) |
| Antimony (mg/L) | MR-AP-MW-3S | 0.003 | 0.00126 | 0.006 | No | 8 | 0.002783 | 0.0006152 | 87.5 | None | No | 0.004 | NP (NDs) |
| Antimony (mg/L) | MR-AP-PZ-5 | 0.003 | 0.0009 | 0.006 | No | 8 | 0.00225 | 0.001036 | 62.5 | None | No | 0.004 | NP (NDs) |
| Arsenic (mg/L) | MR-AP-MW-1 | 0.004197 | 0.001025 | 0.01 | No | 8 | 0.002611 | 0.001496 | 0 | None | No | 0.01 | Param. |
| Arsenic (mg/L) | MR-AP-MW-10 | 0.002189 | 0.001766 | 0.01 | No | 8 | 0.001978 | 0.0001993 | 0 | None | No | 0.01 | Param. |
| Arsenic (mg/L) | MR-AP-MW-12 | 0.003723 | 0.001507 | 0.01 | No | 8 | 0.002615 | 0.001046 | 0 | None | No | 0.01 | Param. |
| Arsenic (mg/L) | MR-AP-MW-16 | 0.0025 | 0.0025 | 0.01 | No | 8 | 0.0025 | 0 | 100 | None | No | 0.004 | NP (NDs) |
| Arsenic (mg/L) | MR-AP-MW-2 | 0.003236 | 0.001086 | 0.01 | No | 8 | 0.002161 | 0.001014 | 0 | None | No | 0.01 | Param. |
| Arsenic (mg/L) | MR-AP-MW-3D | 0.015 | 0.01 | 0.01 | No | 8 | 0.01156 | 0.001513 | 0 | None | No | 0.004 | NP (normality) |
| Arsenic (mg/L) | MR-AP-MW-3S | 0.002695 | 0.00195 | 0.01 | No | 8 | 0.002322 | 0.0003518 | 12.5 | None | No | 0.01 | Param. |
| **Arsenic (mg/L)** | **MR-AP-MW-5** | **0.01374** | **0.01074** | **0.01** | **Yes** | **8** | **0.01224** | **0.001415** | **0** | **None** | **No** | **0.01** | **Param.** |
| Arsenic (mg/L) | MR-AP-PZ-5 | 0.002489 | 0.001214 | 0.01 | No | 8 | 0.001851 | 0.0006016 | 12.5 | None | No | 0.01 | Param. |
| Barium (mg/L) | MR-AP-MW-1 | 0.1015 | 0.03686 | 2 | No | 8 | 0.06919 | 0.0305 | 0 | None | No | 0.01 | Param. |
| Barium (mg/L) | MR-AP-MW-10 | 0.01754 | 0.01294 | 2 | No | 8 | 0.01524 | 0.002168 | 0 | None | No | 0.01 | Param. |
| Barium (mg/L) | MR-AP-MW-11 | 0.04055 | 0.02917 | 2 | No | 8 | 0.03486 | 0.005368 | 0 | None | No | 0.01 | Param. |
| Barium (mg/L) | MR-AP-MW-12 | 0.02235 | 0.01563 | 2 | No | 8 | 0.01899 | 0.003171 | 0 | None | No | 0.01 | Param. |
| Barium (mg/L) | MR-AP-MW-15 | 0.07714 | 0.04919 | 2 | No | 8 | 0.06316 | 0.01318 | 0 | None | No | 0.01 | Param. |
| Barium (mg/L) | MR-AP-MW-16 | 0.03064 | 0.02306 | 2 | No | 8 | 0.02685 | 0.003573 | 0 | None | No | 0.01 | Param. |
| Barium (mg/L) | MR-AP-MW-2 | 0.01796 | 0.01446 | 2 | No | 8 | 0.01621 | 0.001649 | 0 | None | No | 0.01 | Param. |
| Barium (mg/L) | MR-AP-MW-3D | 0.03525 | 0.02325 | 2 | No | 8 | 0.02925 | 0.005661 | 0 | None | No | 0.01 | Param. |
| Barium (mg/L) | MR-AP-MW-3S | 0.3845 | 0.08375 | 2 | No | 8 | 0.2341 | 0.1419 | 0 | None | No | 0.01 | Param. |
| Barium (mg/L) | MR-AP-MW-4 | 0.01443 | 0.01259 | 2 | No | 8 | 0.01351 | 0.0008676 | 0 | None | No | 0.01 | Param. |
| Barium (mg/L) | MR-AP-MW-5 | 0.01668 | 0.01477 | 2 | No | 8 | 0.01573 | 0.0008972 | 0 | None | No | 0.01 | Param. |
| Barium (mg/L) | MR-AP-MW-6 | 0.0267 | 0.02405 | 2 | No | 8 | 0.02538 | 0.001252 | 0 | None | No | 0.01 | Param. |
| Barium (mg/L) | MR-AP-PZ-5 | 0.2044 | 0.1131 | 2 | No | 8 | 0.1588 | 0.04308 | 0 | None | No | 0.01 | Param. |
| Cadmium (mg/L) | MR-AP-MW-1 | 0.001 | 0.000372 | 0.005 | No | 8 | 0.0009215 | 0.000222 | 87.5 | None | No | 0.004 | NP (NDs) |
| Cadmium (mg/L) | MR-AP-MW-16 | 0.001 | 0.001 | 0.005 | No | 8 | 0.001 | 0 | 100 | None | No | 0.004 | NP (NDs) |
| Cadmium (mg/L) | MR-AP-MW-2 | 0.001 | 0.001 | 0.005 | No | 8 | 0.001 | 0 | 100 | None | No | 0.004 | NP (NDs) |
| Cadmium (mg/L) | MR-AP-MW-4 | 0.001 | 0.000272 | 0.005 | No | 8 | 0.000909 | 0.0002574 | 87.5 | None | No | 0.004 | NP (NDs) |
| Chromium (mg/L) | MR-AP-MW-1 | 0.007099 | 0.002438 | 0.1 | No | 8 | 0.006257 | 0.003414 | 25 | Kaplan-Meier | sqrt(x) | 0.01 | Param. |
| Chromium (mg/L) | MR-AP-MW-10 | 0.01 | 0.01 | 0.1 | No | 8 | 0.01 | 0 | 100 | Kaplan-Meier | No | 0.004 | NP (NDs) |
| Cobalt (mg/L) | MR-AP-MW-10 | 0.005 | 0.005 | 0.006 | No | 8 | 0.005 | 0 | 100 | None | No | 0.004 | NP (NDs) |
| Cobalt (mg/L) | MR-AP-MW-11 | 0.005 | 0.005 | 0.006 | No | 8 | 0.005 | 0 | 100 | None | No | 0.004 | NP (NDs) |
| Cobalt (mg/L) | MR-AP-MW-12 | 0.005 | 0.00211 | 0.006 | No | 8 | 0.004639 | 0.001022 | 87.5 | None | No | 0.004 | NP (NDs) |
| Cobalt (mg/L) | MR-AP-MW-15 | 0.005 | 0.0021 | 0.006 | No | 8 | 0.004637 | 0.001025 | 87.5 | None | No | 0.004 | NP (NDs) |
| Cobalt (mg/L) | MR-AP-MW-16 | 0.005 | 0.00216 | 0.006 | No | 8 | 0.00446 | 0.001064 | 75 | None | No | 0.004 | NP (NDs) |
| **Cobalt (mg/L)** | **MR-AP-MW-2** | **0.06659** | **0.04108** | **0.006** | **Yes** | **8** | **0.05384** | **0.01203** | **0** | **None** | **No** | **0.01** | **Param.** |
| Cobalt (mg/L) | MR-AP-MW-3D | 0.00653 | 0.0049 | 0.006 | No | 8 | 0.005715 | 0.0007692 | 0 | None | No | 0.01 | Param. |
| **Cobalt (mg/L)** | **MR-AP-MW-4** | **0.0376** | **0.011** | **0.006** | **Yes** | **8** | **0.0173** | **0.008832** | **0** | **None** | **No** | **0.004** | **NP (normality)** |
| **Cobalt (mg/L)** | **MR-AP-MW-6** | **0.06766** | **0.01945** | **0.006** | **Yes** | **8** | **0.04356** | **0.02274** | **0** | **None** | **No** | **0.01** | **Param.** |
| Combined Radium 226 + 228 (pCi/L) | MR-AP-MW-1 | 0.726 | 0.261 | 5 | No | 8 | 0.4718 | 0.1978 | 0 | None | No | 0.004 | NP (normality) |
| Combined Radium 226 + 228 (pCi/L) | MR-AP-MW-10 | 0.7745 | 0.194 | 5 | No | 8 | 0.4843 | 0.2738 | 0 | None | No | 0.01 | Param. |
| Combined Radium 226 + 228 (pCi/L) | MR-AP-MW-11 | 0.406 | 0.07955 | 5 | No | 8 | 0.2428 | 0.154 | 0 | None | No | 0.01 | Param. |
| Combined Radium 226 + 228 (pCi/L) | MR-AP-MW-12 | 1.127 | 0.2185 | 5 | No | 8 | 0.6728 | 0.4286 | 0 | None | No | 0.01 | Param. |
| Combined Radium 226 + 228 (pCi/L) | MR-AP-MW-15 | 0.6622 | 0.09409 | 5 | No | 8 | 0.3782 | 0.268 | 0 | None | No | 0.01 | Param. |
| Combined Radium 226 + 228 (pCi/L) | MR-AP-MW-16 | 0.9094 | 0.0192 | 5 | No | 8 | 0.4643 | 0.4199 | 0 | None | No | 0.01 | Param. |
| Combined Radium 226 + 228 (pCi/L) | MR-AP-MW-2 | 0.9856 | 0.2744 | 5 | No | 8 | 0.63 | 0.3355 | 0 | None | No | 0.01 | Param. |
| Combined Radium 226 + 228 (pCi/L) | MR-AP-MW-3D | 0.6727 | 0.00003979 | 5 | No | 8 | 0.3364 | 0.3173 | 0 | None | No | 0.01 | Param. |
| Combined Radium 226 + 228 (pCi/L) | MR-AP-MW-3S | 0.9955 | 0.09869 | 5 | No | 8 | 0.5471 | 0.423 | 0 | None | No | 0.01 | Param. |
| Combined Radium 226 + 228 (pCi/L) | MR-AP-MW-4 | 0.6634 | 0.08785 | 5 | No | 8 | 0.3756 | 0.2715 | 0 | None | No | 0.01 | Param. |
| Combined Radium 226 + 228 (pCi/L) | MR-AP-MW-5 | 0.9623 | 0.1342 | 5 | No | 8 | 0.5483 | 0.3907 | 0 | None | No | 0.01 | Param. |
| Combined Radium 226 + 228 (pCi/L) | MR-AP-MW-6 | 0.5251 | 0.1696 | 5 | No | 8 | 0.3474 | 0.1677 | 0 | None | No | 0.01 | Param. |
| Combined Radium 226 + 228 (pCi/L) | MR-AP-PZ-5 | 0.6142 | 0.09237 | 5 | No | 8 | 0.3533 | 0.2461 | 0 | None | No | 0.01 | Param. |

# Confidence Intervals Set 1 of 2 - All Results

Plant Miller Client: Southern Company Data: Miller Ash Pond Printed 1/15/2021, 7:51 AM

| Constituent | Well | Upper Lim. | Lower Lim. | Compliance | Sig. | N | Mean | Std. Dev. | %NDs | ND Adj. | Transform | Alpha | Method |
|---|---|---|---|---|---|---|---|---|---|---|---|---|---|
| Fluoride (mg/L) | MR-AP-MW-1 | 0.1814 | 0.1489 | 4 | No | 8 | 0.1651 | 0.01531 | 0 | None | No | 0.01 | Param. |
| Fluoride (mg/L) | MR-AP-MW-10 | 0.608 | 0.42 | 4 | No | 8 | 0.4704 | 0.06573 | 0 | None | No | 0.004 | NP (normality) |
| Fluoride (mg/L) | MR-AP-MW-11 | 0.1489 | 0.1181 | 4 | No | 8 | 0.1335 | 0.01453 | 0 | None | No | 0.01 | Param. |
| Fluoride (mg/L) | MR-AP-MW-12 | 0.9398 | 0.6284 | 4 | No | 8 | 0.7879 | 0.1445 | 0 | None | x^2 | 0.01 | Param. |
| Fluoride (mg/L) | MR-AP-MW-15 | 0.1299 | 0.1017 | 4 | No | 8 | 0.1158 | 0.01333 | 0 | None | No | 0.01 | Param. |
| Fluoride (mg/L) | MR-AP-MW-16 | 0.2386 | 0.1261 | 4 | No | 8 | 0.1824 | 0.05306 | 0 | None | No | 0.01 | Param. |
| Fluoride (mg/L) | MR-AP-MW-2 | 0.2198 | 0.09594 | 4 | No | 8 | 0.1558 | 0.06474 | 0 | None | ln(x) | 0.01 | Param. |
| Fluoride (mg/L) | MR-AP-MW-3D | 0.3859 | 0.3448 | 4 | No | 8 | 0.3654 | 0.01939 | 0 | None | No | 0.01 | Param. |
| Fluoride (mg/L) | MR-AP-MW-3S | 0.3302 | 0.2788 | 4 | No | 8 | 0.3045 | 0.02425 | 0 | None | No | 0.01 | Param. |
| Fluoride (mg/L) | MR-AP-MW-4 | 0.3056 | 0.2257 | 4 | No | 8 | 0.2656 | 0.03767 | 0 | None | No | 0.01 | Param. |
| Fluoride (mg/L) | MR-AP-MW-5 | 0.4205 | 0.3572 | 4 | No | 8 | 0.3889 | 0.02985 | 0 | None | No | 0.01 | Param. |
| Fluoride (mg/L) | MR-AP-MW-6 | 0.1417 | 0.0913 | 4 | No | 8 | 0.1165 | 0.02378 | 0 | None | No | 0.01 | Param. |
| Fluoride (mg/L) | MR-AP-PZ-5 | 1.912 | 1.011 | 4 | No | 8 | 1.461 | 0.4249 | 0 | None | No | 0.01 | Param. |
| **Lithium (mg/L)** | **MR-AP-MW-1** | **0.2041** | **0.08887** | **0.05** | **Yes** | **8** | **0.1465** | **0.05437** | **0** | **None** | **No** | **0.01** | **Param.** |
| **Lithium (mg/L)** | **MR-AP-MW-10** | **0.2053** | **0.1582** | **0.05** | **Yes** | **8** | **0.1818** | **0.02222** | **0** | **None** | **No** | **0.01** | **Param.** |
| **Lithium (mg/L)** | **MR-AP-MW-11** | **0.3346** | **0.1896** | **0.05** | **Yes** | **8** | **0.2621** | **0.06839** | **0** | **None** | **No** | **0.01** | **Param.** |
| **Lithium (mg/L)** | **MR-AP-MW-12** | **0.2083** | **0.1422** | **0.05** | **Yes** | **8** | **0.1753** | **0.03123** | **0** | **None** | **No** | **0.01** | **Param.** |
| Lithium (mg/L) | MR-AP-MW-15 | 0.02014 | 0.01783 | 0.05 | No | 8 | 0.01899 | 0.001089 | 12.5 | None | No | 0.01 | Param. |
| Lithium (mg/L) | MR-AP-MW-16 | 0.132 | 0.026 | 0.05 | No | 8 | 0.0495 | 0.03539 | 0 | None | No | 0.004 | NP (normality) |
| **Lithium (mg/L)** | **MR-AP-MW-2** | **0.2586** | **0.2206** | **0.05** | **Yes** | **8** | **0.2396** | **0.0179** | **0** | **None** | **No** | **0.01** | **Param.** |
| **Lithium (mg/L)** | **MR-AP-MW-3D** | **0.1211** | **0.1074** | **0.05** | **Yes** | **8** | **0.1143** | **0.006453** | **0** | **None** | **No** | **0.01** | **Param.** |
| **Lithium (mg/L)** | **MR-AP-MW-3S** | **0.2989** | **0.1611** | **0.05** | **Yes** | **8** | **0.23** | **0.06499** | **0** | **None** | **No** | **0.01** | **Param.** |
| **Lithium (mg/L)** | **MR-AP-MW-4** | **0.09467** | **0.07081** | **0.05** | **Yes** | **8** | **0.08274** | **0.01126** | **0** | **None** | **No** | **0.01** | **Param.** |
| **Lithium (mg/L)** | **MR-AP-MW-5** | **0.238** | **0.193** | **0.05** | **Yes** | **8** | **0.228** | **0.01528** | **0** | **None** | **No** | **0.004** | **NP (normality)** |
| **Lithium (mg/L)** | **MR-AP-MW-6** | **0.08512** | **0.07521** | **0.05** | **Yes** | **8** | **0.08016** | **0.004676** | **0** | **None** | **No** | **0.01** | **Param.** |
| **Lithium (mg/L)** | **MR-AP-PZ-5** | **0.157** | **0.1285** | **0.05** | **Yes** | **8** | **0.1428** | **0.01347** | **0** | **None** | **No** | **0.01** | **Param.** |
| Mercury (mg/L) | MR-AP-MW-15 | 0.0005 | 0.000316 | 0.002 | No | 8 | 0.000477 | 0.00006505 | 87.5 | None | No | 0.004 | NP (NDs) |
| Mercury (mg/L) | MR-AP-MW-3S | 0.0005 | 0.000318 | 0.002 | No | 8 | 0.0004773 | 0.00006435 | 87.5 | None | No | 0.004 | NP (NDs) |
| Mercury (mg/L) | MR-AP-MW-5 | 0.0005 | 0.000319 | 0.002 | No | 8 | 0.0004774 | 0.00006399 | 87.5 | None | No | 0.004 | NP (NDs) |
| Mercury (mg/L) | MR-AP-PZ-5 | 0.0005 | 0.000311 | 0.002 | No | 8 | 0.0004764 | 0.00006682 | 87.5 | None | No | 0.004 | NP (NDs) |
| Molybdenum (mg/L) | MR-AP-MW-1 | 0.01225 | 0.006016 | 0.1 | No | 8 | 0.009134 | 0.002941 | 0 | None | No | 0.01 | Param. |
| Molybdenum (mg/L) | MR-AP-MW-10 | 0.2244 | 0.06518 | 0.1 | No | 8 | 0.1422 | 0.08328 | 0 | None | sqrt(x) | 0.01 | Param. |
| Molybdenum (mg/L) | MR-AP-MW-12 | 0.6537 | -0.001328 | 0.1 | No | 8 | 0.3262 | 0.309 | 0 | None | No | 0.01 | Param. |
| Molybdenum (mg/L) | MR-AP-MW-16 | 0.06127 | 0.007387 | 0.1 | No | 8 | 0.03289 | 0.03252 | 0 | None | sqrt(x) | 0.01 | Param. |
| Molybdenum (mg/L) | MR-AP-MW-2 | 0.005 | 0.00458 | 0.1 | No | 8 | 0.004947 | 0.0001485 | 87.5 | None | No | 0.004 | NP (NDs) |
| Molybdenum (mg/L) | MR-AP-MW-3D | 0.0262 | 0.02227 | 0.1 | No | 8 | 0.02424 | 0.001852 | 0 | None | No | 0.01 | Param. |
| Molybdenum (mg/L) | MR-AP-MW-3S | 0.0629 | 0.03155 | 0.1 | No | 8 | 0.04723 | 0.01479 | 0 | None | No | 0.01 | Param. |
| Molybdenum (mg/L) | MR-AP-MW-5 | 0.08032 | 0.06351 | 0.1 | No | 8 | 0.07191 | 0.007927 | 0 | None | No | 0.01 | Param. |
| Molybdenum (mg/L) | MR-AP-MW-6 | 0.006353 | 0.003409 | 0.1 | No | 8 | 0.004881 | 0.001389 | 12.5 | None | No | 0.01 | Param. |
| Molybdenum (mg/L) | MR-AP-PZ-5 | 0.005 | 0.003 | 0.1 | No | 8 | 0.00475 | 0.0007071 | 87.5 | None | No | 0.004 | NP (NDs) |
| Selenium (mg/L) | MR-AP-MW-16 | 0.01 | 0.00204 | 0.05 | No | 8 | 0.007282 | 0.003771 | 62.5 | None | No | 0.004 | NP (NDs) |
| Selenium (mg/L) | MR-AP-MW-4 | 0.01 | 0.00255 | 0.05 | No | 8 | 0.00816 | 0.003407 | 75 | None | No | 0.004 | NP (NDs) |
| Thallium (mg/L) | MR-AP-MW-16 | 0.001 | 0.0003 | 0.002 | No | 8 | 0.0009125 | 0.0002475 | 87.5 | None | No | 0.004 | NP (NDs) |
| Thallium (mg/L) | MR-AP-MW-2 | 0.001 | 0.000266 | 0.002 | No | 8 | 0.0009083 | 0.0002595 | 87.5 | None | No | 0.004 | NP (NDs) |

# Confidence Intervals Set 2 of 2 - Significant Results

Plant Miller Client: Southern Company Data: Miller Ash Pond Printed 1/14/2021, 1:27 PM

| Constituent | Well | Upper Lim. | Lower Lim. | Compliance | Sig. | N | Mean | Std. Dev. | %NDs | ND Adj. | Transform | Alpha | Method |
|---|---|---|---|---|---|---|---|---|---|---|---|---|---|
| **Arsenic (mg/L)** | **MR-AP-MW-5** | **0.01374** | **0.01074** | **0.01** | **Yes** | **8** | **0.01224** | **0.001415** | **0** | **None** | **No** | **0.01** | **Param.** |
| **Cobalt (mg/L)** | **MR-AP-MW-2** | **0.06659** | **0.04108** | **0.006** | **Yes** | **8** | **0.05384** | **0.01203** | **0** | **None** | **No** | **0.01** | **Param.** |
| **Cobalt (mg/L)** | **MR-AP-MW-4** | **0.0376** | **0.011** | **0.006** | **Yes** | **8** | **0.0173** | **0.008832** | **0** | **None** | **No** | **0.004** | **NP (normality)** |
| **Cobalt (mg/L)** | **MR-AP-MW-6** | **0.06766** | **0.01945** | **0.006** | **Yes** | **8** | **0.04356** | **0.02274** | **0** | **None** | **No** | **0.01** | **Param.** |
| **Lithium (mg/L)** | **MR-AP-MW-1** | **0.2041** | **0.08887** | **0.04** | **Yes** | **8** | **0.1465** | **0.05437** | **0** | **None** | **No** | **0.01** | **Param.** |
| **Lithium (mg/L)** | **MR-AP-MW-10** | **0.2053** | **0.1582** | **0.04** | **Yes** | **8** | **0.1818** | **0.02222** | **0** | **None** | **No** | **0.01** | **Param.** |
| **Lithium (mg/L)** | **MR-AP-MW-11** | **0.3346** | **0.1896** | **0.04** | **Yes** | **8** | **0.2621** | **0.06839** | **0** | **None** | **No** | **0.01** | **Param.** |
| **Lithium (mg/L)** | **MR-AP-MW-12** | **0.2083** | **0.1422** | **0.04** | **Yes** | **8** | **0.1753** | **0.03123** | **0** | **None** | **No** | **0.01** | **Param.** |
| **Lithium (mg/L)** | **MR-AP-MW-2** | **0.2586** | **0.2206** | **0.04** | **Yes** | **8** | **0.2396** | **0.0179** | **0** | **None** | **No** | **0.01** | **Param.** |
| **Lithium (mg/L)** | **MR-AP-MW-3D** | **0.1211** | **0.1074** | **0.04** | **Yes** | **8** | **0.1143** | **0.006453** | **0** | **None** | **No** | **0.01** | **Param.** |
| **Lithium (mg/L)** | **MR-AP-MW-3S** | **0.2989** | **0.1611** | **0.04** | **Yes** | **8** | **0.23** | **0.06499** | **0** | **None** | **No** | **0.01** | **Param.** |
| **Lithium (mg/L)** | **MR-AP-MW-4** | **0.09467** | **0.07081** | **0.04** | **Yes** | **8** | **0.08274** | **0.01126** | **0** | **None** | **No** | **0.01** | **Param.** |
| **Lithium (mg/L)** | **MR-AP-MW-5** | **0.238** | **0.193** | **0.04** | **Yes** | **8** | **0.228** | **0.01528** | **0** | **None** | **No** | **0.004** | **NP (normality)** |
| **Lithium (mg/L)** | **MR-AP-MW-6** | **0.08512** | **0.07521** | **0.04** | **Yes** | **8** | **0.08016** | **0.004676** | **0** | **None** | **No** | **0.01** | **Param.** |
| **Lithium (mg/L)** | **MR-AP-PZ-5** | **0.157** | **0.1285** | **0.04** | **Yes** | **8** | **0.1428** | **0.01347** | **0** | **None** | **No** | **0.01** | **Param.** |

# Confidence Intervals Set 2 of 2 - All Results

Plant Miller Client: Southern Company Data: Miller Ash Pond Printed 1/14/2021, 1:27 PM

| Constituent | Well | Upper Lim. | Lower Lim. | Compliance | Sig. | N | Mean | Std. Dev. | %NDs | ND Adj. | Transform | Alpha | Method |
|---|---|---|---|---|---|---|---|---|---|---|---|---|---|
| Antimony (mg/L) | MR-AP-MW-12 | 0.003 | 0.000849 | 0.006 | No | 8 | 0.002731 | 0.0007605 | 87.5 | None | No | 0.004 | NP (NDs) |
| Antimony (mg/L) | MR-AP-MW-16 | 0.003 | 0.00107 | 0.006 | No | 8 | 0.002759 | 0.0006824 | 87.5 | None | No | 0.004 | NP (NDs) |
| Antimony (mg/L) | MR-AP-MW-3D | 0.003 | 0.00118 | 0.006 | No | 8 | 0.002773 | 0.0006435 | 87.5 | None | No | 0.004 | NP (NDs) |
| Antimony (mg/L) | MR-AP-MW-3S | 0.003 | 0.00126 | 0.006 | No | 8 | 0.002783 | 0.0006152 | 87.5 | None | No | 0.004 | NP (NDs) |
| Antimony (mg/L) | MR-AP-PZ-5 | 0.003 | 0.0009 | 0.006 | No | 8 | 0.00225 | 0.001036 | 62.5 | None | No | 0.004 | NP (NDs) |
| Arsenic (mg/L) | MR-AP-MW-1 | 0.004197 | 0.001025 | 0.01 | No | 8 | 0.002611 | 0.001496 | 0 | None | No | 0.01 | Param. |
| Arsenic (mg/L) | MR-AP-MW-10 | 0.002189 | 0.001766 | 0.01 | No | 8 | 0.001978 | 0.0001993 | 0 | None | No | 0.01 | Param. |
| Arsenic (mg/L) | MR-AP-MW-12 | 0.003723 | 0.001507 | 0.01 | No | 8 | 0.002615 | 0.001046 | 0 | None | No | 0.01 | Param. |
| Arsenic (mg/L) | MR-AP-MW-16 | 0.0025 | 0.0025 | 0.01 | No | 8 | 0.0025 | 0 | 100 | None | No | 0.004 | NP (NDs) |
| Arsenic (mg/L) | MR-AP-MW-2 | 0.003236 | 0.001086 | 0.01 | No | 8 | 0.002161 | 0.001014 | 0 | None | No | 0.01 | Param. |
| Arsenic (mg/L) | MR-AP-MW-3D | 0.015 | 0.01 | 0.01 | No | 8 | 0.01156 | 0.001513 | 0 | None | No | 0.004 | NP (normality) |
| Arsenic (mg/L) | MR-AP-MW-3S | 0.002695 | 0.00195 | 0.01 | No | 8 | 0.002322 | 0.0003518 | 12.5 | None | No | 0.01 | Param. |
| **Arsenic (mg/L)** | **MR-AP-MW-5** | **0.01374** | **0.01074** | **0.01** | **Yes** | **8** | **0.01224** | **0.001415** | **0** | **None** | **No** | **0.01** | **Param.** |
| Arsenic (mg/L) | MR-AP-PZ-5 | 0.002489 | 0.001214 | 0.01 | No | 8 | 0.001851 | 0.0006016 | 12.5 | None | No | 0.01 | Param. |
| Barium (mg/L) | MR-AP-MW-1 | 0.1015 | 0.03686 | 2 | No | 8 | 0.06919 | 0.0305 | 0 | None | No | 0.01 | Param. |
| Barium (mg/L) | MR-AP-MW-10 | 0.01754 | 0.01294 | 2 | No | 8 | 0.01524 | 0.002168 | 0 | None | No | 0.01 | Param. |
| Barium (mg/L) | MR-AP-MW-11 | 0.04055 | 0.02917 | 2 | No | 8 | 0.03486 | 0.005368 | 0 | None | No | 0.01 | Param. |
| Barium (mg/L) | MR-AP-MW-12 | 0.02235 | 0.01563 | 2 | No | 8 | 0.01899 | 0.003171 | 0 | None | No | 0.01 | Param. |
| Barium (mg/L) | MR-AP-MW-15 | 0.07714 | 0.04919 | 2 | No | 8 | 0.06316 | 0.01318 | 0 | None | No | 0.01 | Param. |
| Barium (mg/L) | MR-AP-MW-16 | 0.03064 | 0.02306 | 2 | No | 8 | 0.02685 | 0.003573 | 0 | None | No | 0.01 | Param. |
| Barium (mg/L) | MR-AP-MW-2 | 0.01796 | 0.01446 | 2 | No | 8 | 0.01621 | 0.001649 | 0 | None | No | 0.01 | Param. |
| Barium (mg/L) | MR-AP-MW-3D | 0.03525 | 0.02325 | 2 | No | 8 | 0.02925 | 0.005661 | 0 | None | No | 0.01 | Param. |
| Barium (mg/L) | MR-AP-MW-3S | 0.3845 | 0.08375 | 2 | No | 8 | 0.2341 | 0.1419 | 0 | None | No | 0.01 | Param. |
| Barium (mg/L) | MR-AP-MW-4 | 0.01443 | 0.01259 | 2 | No | 8 | 0.01351 | 0.0008676 | 0 | None | No | 0.01 | Param. |
| Barium (mg/L) | MR-AP-MW-5 | 0.01668 | 0.01477 | 2 | No | 8 | 0.01573 | 0.0008972 | 0 | None | No | 0.01 | Param. |
| Barium (mg/L) | MR-AP-MW-6 | 0.0267 | 0.02405 | 2 | No | 8 | 0.02538 | 0.001252 | 0 | None | No | 0.01 | Param. |
| Barium (mg/L) | MR-AP-PZ-5 | 0.2044 | 0.1131 | 2 | No | 8 | 0.1588 | 0.04308 | 0 | None | No | 0.01 | Param. |
| Cadmium (mg/L) | MR-AP-MW-1 | 0.001 | 0.000372 | 0.005 | No | 8 | 0.0009215 | 0.000222 | 87.5 | None | No | 0.004 | NP (NDs) |
| Cadmium (mg/L) | MR-AP-MW-16 | 0.001 | 0.001 | 0.005 | No | 8 | 0.001 | 0 | 100 | None | No | 0.004 | NP (NDs) |
| Cadmium (mg/L) | MR-AP-MW-2 | 0.001 | 0.001 | 0.005 | No | 8 | 0.001 | 0 | 100 | None | No | 0.004 | NP (NDs) |
| Cadmium (mg/L) | MR-AP-MW-4 | 0.001 | 0.000272 | 0.005 | No | 8 | 0.000909 | 0.0002574 | 87.5 | None | No | 0.004 | NP (NDs) |
| Chromium (mg/L) | MR-AP-MW-1 | 0.007099 | 0.002438 | 0.1 | No | 8 | 0.006257 | 0.003414 | 25 | Kaplan-Meier | sqrt(x) | 0.01 | Param. |
| Chromium (mg/L) | MR-AP-MW-10 | 0.01 | 0.01 | 0.1 | No | 8 | 0.01 | 0 | 100 | Kaplan-Meier | No | 0.004 | NP (NDs) |
| Cobalt (mg/L) | MR-AP-MW-10 | 0.005 | 0.005 | 0.006 | No | 8 | 0.005 | 0 | 100 | None | No | 0.004 | NP (NDs) |
| Cobalt (mg/L) | MR-AP-MW-11 | 0.005 | 0.005 | 0.006 | No | 8 | 0.005 | 0 | 100 | None | No | 0.004 | NP (NDs) |
| Cobalt (mg/L) | MR-AP-MW-12 | 0.005 | 0.00211 | 0.006 | No | 8 | 0.004639 | 0.001022 | 87.5 | None | No | 0.004 | NP (NDs) |
| Cobalt (mg/L) | MR-AP-MW-15 | 0.005 | 0.0021 | 0.006 | No | 8 | 0.004637 | 0.001025 | 87.5 | None | No | 0.004 | NP (NDs) |
| Cobalt (mg/L) | MR-AP-MW-16 | 0.005 | 0.00216 | 0.006 | No | 8 | 0.00446 | 0.001064 | 75 | None | No | 0.004 | NP (NDs) |
| **Cobalt (mg/L)** | **MR-AP-MW-2** | **0.06659** | **0.04108** | **0.006** | **Yes** | **8** | **0.05384** | **0.01203** | **0** | **None** | **No** | **0.01** | **Param.** |
| Cobalt (mg/L) | MR-AP-MW-3D | 0.00653 | 0.0049 | 0.006 | No | 8 | 0.005715 | 0.0007692 | 0 | None | No | 0.01 | Param. |
| **Cobalt (mg/L)** | **MR-AP-MW-4** | **0.0376** | **0.011** | **0.006** | **Yes** | **8** | **0.0173** | **0.008832** | **0** | **None** | **No** | **0.004** | **NP (normality)** |
| **Cobalt (mg/L)** | **MR-AP-MW-6** | **0.06766** | **0.01945** | **0.006** | **Yes** | **8** | **0.04356** | **0.02274** | **0** | **None** | **No** | **0.01** | **Param.** |
| Combined Radium 226 + 228 (pCi/L) | MR-AP-MW-1 | 0.726 | 0.261 | 5 | No | 8 | 0.4718 | 0.1978 | 0 | None | No | 0.004 | NP (normality) |
| Combined Radium 226 + 228 (pCi/L) | MR-AP-MW-10 | 0.7745 | 0.194 | 5 | No | 8 | 0.4843 | 0.2738 | 0 | None | No | 0.01 | Param. |
| Combined Radium 226 + 228 (pCi/L) | MR-AP-MW-11 | 0.406 | 0.07955 | 5 | No | 8 | 0.2428 | 0.154 | 0 | None | No | 0.01 | Param. |
| Combined Radium 226 + 228 (pCi/L) | MR-AP-MW-12 | 1.127 | 0.2185 | 5 | No | 8 | 0.6728 | 0.4286 | 0 | None | No | 0.01 | Param. |
| Combined Radium 226 + 228 (pCi/L) | MR-AP-MW-15 | 0.6622 | 0.09409 | 5 | No | 8 | 0.3782 | 0.268 | 0 | None | No | 0.01 | Param. |
| Combined Radium 226 + 228 (pCi/L) | MR-AP-MW-16 | 0.9094 | 0.0192 | 5 | No | 8 | 0.4643 | 0.4199 | 0 | None | No | 0.01 | Param. |
| Combined Radium 226 + 228 (pCi/L) | MR-AP-MW-2 | 0.9856 | 0.2744 | 5 | No | 8 | 0.63 | 0.3355 | 0 | None | No | 0.01 | Param. |
| Combined Radium 226 + 228 (pCi/L) | MR-AP-MW-3D | 0.6727 | 0.00003979 | 5 | No | 8 | 0.3364 | 0.3173 | 0 | None | No | 0.01 | Param. |
| Combined Radium 226 + 228 (pCi/L) | MR-AP-MW-3S | 0.9955 | 0.09869 | 5 | No | 8 | 0.5471 | 0.423 | 0 | None | No | 0.01 | Param. |
| Combined Radium 226 + 228 (pCi/L) | MR-AP-MW-4 | 0.6634 | 0.08785 | 5 | No | 8 | 0.3756 | 0.2715 | 0 | None | No | 0.01 | Param. |
| Combined Radium 226 + 228 (pCi/L) | MR-AP-MW-5 | 0.9623 | 0.1342 | 5 | No | 8 | 0.5483 | 0.3907 | 0 | None | No | 0.01 | Param. |
| Combined Radium 226 + 228 (pCi/L) | MR-AP-MW-6 | 0.5251 | 0.1696 | 5 | No | 8 | 0.3474 | 0.1677 | 0 | None | No | 0.01 | Param. |
| Combined Radium 226 + 228 (pCi/L) | MR-AP-PZ-5 | 0.6142 | 0.09237 | 5 | No | 8 | 0.3533 | 0.2461 | 0 | None | No | 0.01 | Param. |

# Confidence Intervals Set 2 of 2 - All Results

Plant Miller Client: Southern Company Data: Miller Ash Pond Printed 1/14/2021, 1:27 PM

| Constituent | Well | Upper Lim. | Lower Lim. | Compliance | Sig. | N | Mean | Std. Dev. | %NDs | ND Adj. | Transform | Alpha | Method |
|---|---|---|---|---|---|---|---|---|---|---|---|---|---|
| Fluoride (mg/L) | MR-AP-MW-1 | 0.1814 | 0.1489 | 4 | No | 8 | 0.1651 | 0.01531 | 0 | None | No | 0.01 | Param. |
| Fluoride (mg/L) | MR-AP-MW-10 | 0.608 | 0.42 | 4 | No | 8 | 0.4704 | 0.06573 | 0 | None | No | 0.004 | NP (normality) |
| Fluoride (mg/L) | MR-AP-MW-11 | 0.1489 | 0.1181 | 4 | No | 8 | 0.1335 | 0.01453 | 0 | None | No | 0.01 | Param. |
| Fluoride (mg/L) | MR-AP-MW-12 | 0.9398 | 0.6284 | 4 | No | 8 | 0.7879 | 0.1445 | 0 | None | x^2 | 0.01 | Param. |
| Fluoride (mg/L) | MR-AP-MW-15 | 0.1299 | 0.1017 | 4 | No | 8 | 0.1158 | 0.01333 | 0 | None | No | 0.01 | Param. |
| Fluoride (mg/L) | MR-AP-MW-16 | 0.2386 | 0.1261 | 4 | No | 8 | 0.1824 | 0.05306 | 0 | None | No | 0.01 | Param. |
| Fluoride (mg/L) | MR-AP-MW-2 | 0.2198 | 0.09594 | 4 | No | 8 | 0.1558 | 0.06474 | 0 | None | ln(x) | 0.01 | Param. |
| Fluoride (mg/L) | MR-AP-MW-3D | 0.3859 | 0.3448 | 4 | No | 8 | 0.3654 | 0.01939 | 0 | None | No | 0.01 | Param. |
| Fluoride (mg/L) | MR-AP-MW-3S | 0.3302 | 0.2788 | 4 | No | 8 | 0.3045 | 0.02425 | 0 | None | No | 0.01 | Param. |
| Fluoride (mg/L) | MR-AP-MW-4 | 0.3056 | 0.2257 | 4 | No | 8 | 0.2656 | 0.03767 | 0 | None | No | 0.01 | Param. |
| Fluoride (mg/L) | MR-AP-MW-5 | 0.4205 | 0.3572 | 4 | No | 8 | 0.3889 | 0.02985 | 0 | None | No | 0.01 | Param. |
| Fluoride (mg/L) | MR-AP-MW-6 | 0.1417 | 0.0913 | 4 | No | 8 | 0.1165 | 0.02378 | 0 | None | No | 0.01 | Param. |
| Fluoride (mg/L) | MR-AP-PZ-5 | 1.912 | 1.011 | 4 | No | 8 | 1.461 | 0.4249 | 0 | None | No | 0.01 | Param. |
| **Lithium (mg/L)** | **MR-AP-MW-1** | **0.2041** | **0.08887** | **0.04** | **Yes** | **8** | **0.1465** | **0.05437** | **0** | **None** | **No** | **0.01** | **Param.** |
| **Lithium (mg/L)** | **MR-AP-MW-10** | **0.2053** | **0.1582** | **0.04** | **Yes** | **8** | **0.1818** | **0.02222** | **0** | **None** | **No** | **0.01** | **Param.** |
| **Lithium (mg/L)** | **MR-AP-MW-11** | **0.3346** | **0.1896** | **0.04** | **Yes** | **8** | **0.2621** | **0.06839** | **0** | **None** | **No** | **0.01** | **Param.** |
| **Lithium (mg/L)** | **MR-AP-MW-12** | **0.2083** | **0.1422** | **0.04** | **Yes** | **8** | **0.1753** | **0.03123** | **0** | **None** | **No** | **0.01** | **Param.** |
| Lithium (mg/L) | MR-AP-MW-15 | 0.02014 | 0.01783 | 0.04 | No | 8 | 0.01899 | 0.001089 | 12.5 | None | No | 0.01 | Param. |
| Lithium (mg/L) | MR-AP-MW-16 | 0.132 | 0.026 | 0.04 | No | 8 | 0.0495 | 0.03539 | 0 | None | No | 0.004 | NP (normality) |
| **Lithium (mg/L)** | **MR-AP-MW-2** | **0.2586** | **0.2206** | **0.04** | **Yes** | **8** | **0.2396** | **0.0179** | **0** | **None** | **No** | **0.01** | **Param.** |
| **Lithium (mg/L)** | **MR-AP-MW-3D** | **0.1211** | **0.1074** | **0.04** | **Yes** | **8** | **0.1143** | **0.006453** | **0** | **None** | **No** | **0.01** | **Param.** |
| **Lithium (mg/L)** | **MR-AP-MW-3S** | **0.2989** | **0.1611** | **0.04** | **Yes** | **8** | **0.23** | **0.06499** | **0** | **None** | **No** | **0.01** | **Param.** |
| **Lithium (mg/L)** | **MR-AP-MW-4** | **0.09467** | **0.07081** | **0.04** | **Yes** | **8** | **0.08274** | **0.01126** | **0** | **None** | **No** | **0.01** | **Param.** |
| **Lithium (mg/L)** | **MR-AP-MW-5** | **0.238** | **0.193** | **0.04** | **Yes** | **8** | **0.228** | **0.01528** | **0** | **None** | **No** | **0.004** | **NP (normality)** |
| **Lithium (mg/L)** | **MR-AP-MW-6** | **0.08512** | **0.07521** | **0.04** | **Yes** | **8** | **0.08016** | **0.004676** | **0** | **None** | **No** | **0.01** | **Param.** |
| **Lithium (mg/L)** | **MR-AP-PZ-5** | **0.157** | **0.1285** | **0.04** | **Yes** | **8** | **0.1428** | **0.01347** | **0** | **None** | **No** | **0.01** | **Param.** |
| Mercury (mg/L) | MR-AP-MW-15 | 0.0005 | 0.000316 | 0.002 | No | 8 | 0.000477 | 0.00006505 | 87.5 | None | No | 0.004 | NP (NDs) |
| Mercury (mg/L) | MR-AP-MW-3S | 0.0005 | 0.000318 | 0.002 | No | 8 | 0.0004773 | 0.00006435 | 87.5 | None | No | 0.004 | NP (NDs) |
| Mercury (mg/L) | MR-AP-MW-5 | 0.0005 | 0.000319 | 0.002 | No | 8 | 0.0004774 | 0.00006399 | 87.5 | None | No | 0.004 | NP (NDs) |
| Mercury (mg/L) | MR-AP-PZ-5 | 0.0005 | 0.000311 | 0.002 | No | 8 | 0.0004764 | 0.00006682 | 87.5 | None | No | 0.004 | NP (NDs) |
| Molybdenum (mg/L) | MR-AP-MW-1 | 0.01225 | 0.006016 | 0.1 | No | 8 | 0.009134 | 0.002941 | 0 | None | No | 0.01 | Param. |
| Molybdenum (mg/L) | MR-AP-MW-10 | 0.2244 | 0.06518 | 0.1 | No | 8 | 0.1422 | 0.08328 | 0 | None | sqrt(x) | 0.01 | Param. |
| Molybdenum (mg/L) | MR-AP-MW-12 | 0.6537 | -0.001328 | 0.1 | No | 8 | 0.3262 | 0.309 | 0 | None | No | 0.01 | Param. |
| Molybdenum (mg/L) | MR-AP-MW-16 | 0.06127 | 0.007387 | 0.1 | No | 8 | 0.03289 | 0.03252 | 0 | None | sqrt(x) | 0.01 | Param. |
| Molybdenum (mg/L) | MR-AP-MW-2 | 0.005 | 0.00458 | 0.1 | No | 8 | 0.004947 | 0.0001485 | 87.5 | None | No | 0.004 | NP (NDs) |
| Molybdenum (mg/L) | MR-AP-MW-3D | 0.0262 | 0.02227 | 0.1 | No | 8 | 0.02424 | 0.001852 | 0 | None | No | 0.01 | Param. |
| Molybdenum (mg/L) | MR-AP-MW-3S | 0.0629 | 0.03155 | 0.1 | No | 8 | 0.04723 | 0.01479 | 0 | None | No | 0.01 | Param. |
| Molybdenum (mg/L) | MR-AP-MW-5 | 0.08032 | 0.06351 | 0.1 | No | 8 | 0.07191 | 0.007927 | 0 | None | No | 0.01 | Param. |
| Molybdenum (mg/L) | MR-AP-MW-6 | 0.006353 | 0.003409 | 0.1 | No | 8 | 0.004881 | 0.001389 | 12.5 | None | No | 0.01 | Param. |
| Molybdenum (mg/L) | MR-AP-PZ-5 | 0.005 | 0.003 | 0.1 | No | 8 | 0.00475 | 0.0007071 | 87.5 | None | No | 0.004 | NP (NDs) |
| Selenium (mg/L) | MR-AP-MW-16 | 0.01 | 0.00204 | 0.05 | No | 8 | 0.007282 | 0.003771 | 62.5 | None | No | 0.004 | NP (NDs) |
| Selenium (mg/L) | MR-AP-MW-4 | 0.01 | 0.00255 | 0.05 | No | 8 | 0.00816 | 0.003407 | 75 | None | No | 0.004 | NP (NDs) |
| Thallium (mg/L) | MR-AP-MW-16 | 0.001 | 0.0003 | 0.002 | No | 8 | 0.0009125 | 0.0002475 | 87.5 | None | No | 0.004 | NP (NDs) |
| Thallium (mg/L) | MR-AP-MW-2 | 0.001 | 0.000266 | 0.002 | No | 8 | 0.0009083 | 0.0002595 | 87.5 | None | No | 0.004 | NP (NDs) |

# FIGURE A.

Sanitas™ v.9.6.27b Groundwater Stats Consulting. UG
Hollow symbols indicate censored values.

## Time Series

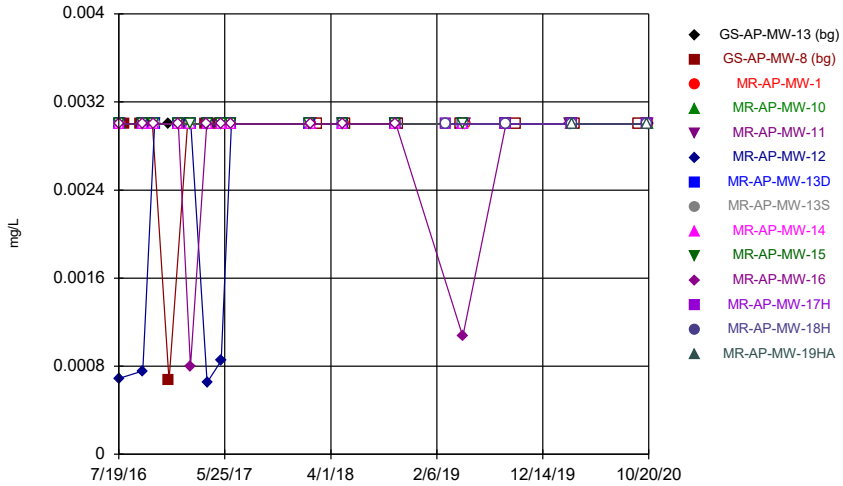


Constituent: Antimony Analysis Run 1/13/2021 12:41 PM
Plant Miller Client: Southern Company Data: Miller Ash Pond

Sanitas™ v.9.6.27b Groundwater Stats Consulting. UG
Hollow symbols indicate censored values.

## Time Series

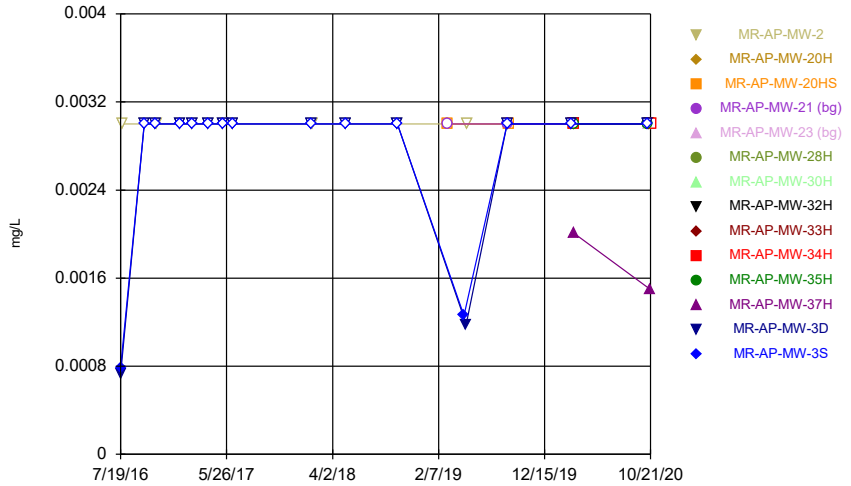


Constituent: Antimony Analysis Run 1/13/2021 12:41 PM
Plant Miller Client: Southern Company Data: Miller Ash Pond

Sanitas™ v.9.6.27b Groundwater Stats Consulting. UG
Hollow symbols indicate censored values.

## Time Series

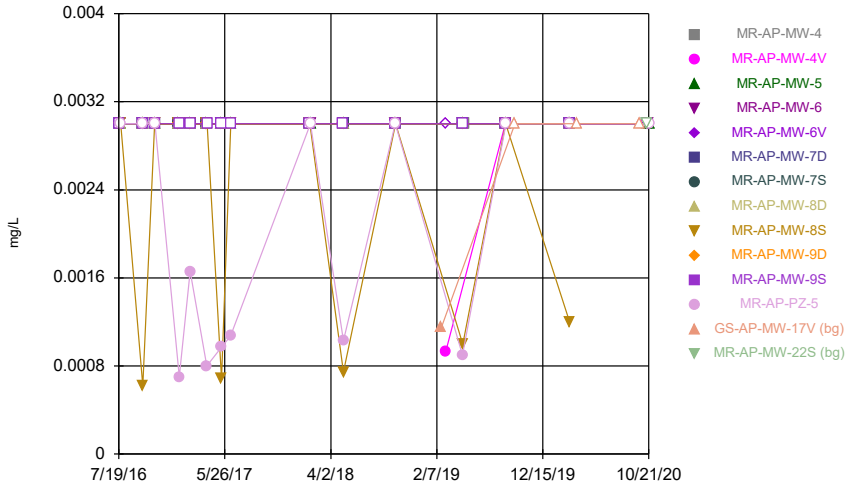


Constituent: Antimony Analysis Run 1/13/2021 12:41 PM
Plant Miller Client: Southern Company Data: Miller Ash Pond

Sanitas™ v.9.6.27b Groundwater Stats Consulting. UG
Hollow symbols indicate censored values.

## Time Series

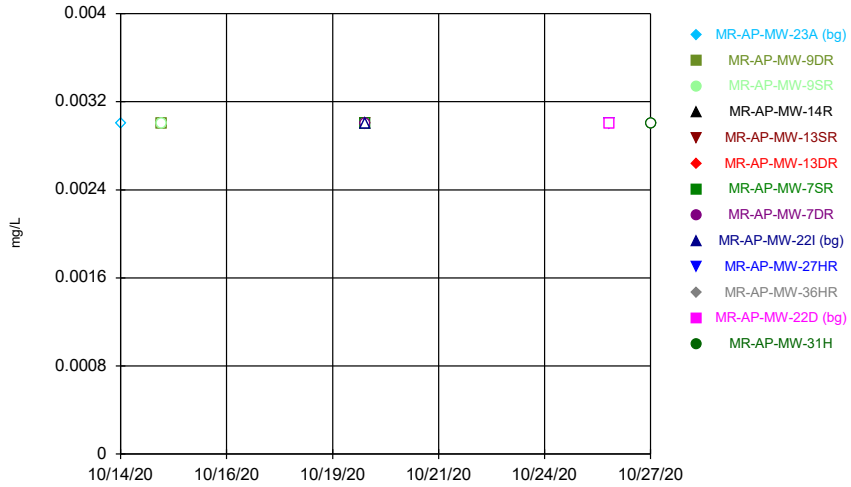


Constituent: Antimony Analysis Run 1/13/2021 12:41 PM
Plant Miller Client: Southern Company Data: Miller Ash Pond

Sanitas™ v.9.6.27b Groundwater Stats Consulting. UG
Hollow symbols indicate censored values.

## Time Series

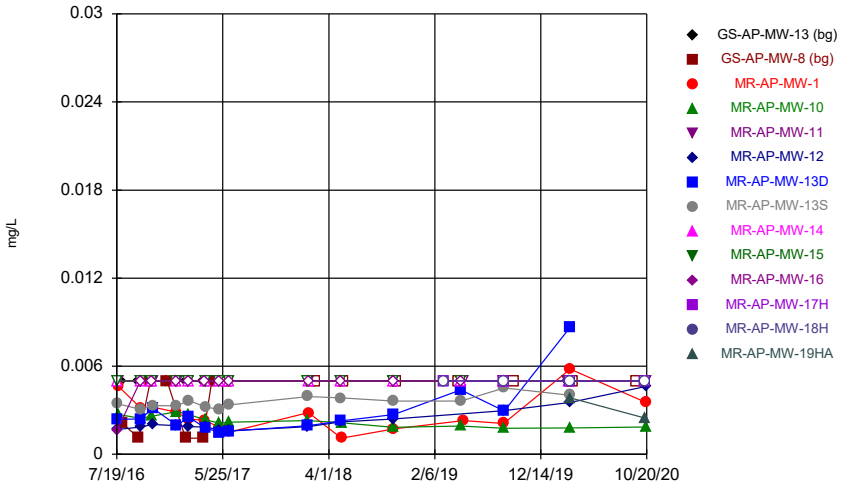


Constituent: Arsenic Analysis Run 1/13/2021 12:41 PM
Plant Miller Client: Southern Company Data: Miller Ash Pond

Sanitas™ v.9.6.27b Groundwater Stats Consulting. UG
Hollow symbols indicate censored values.

## Time Series

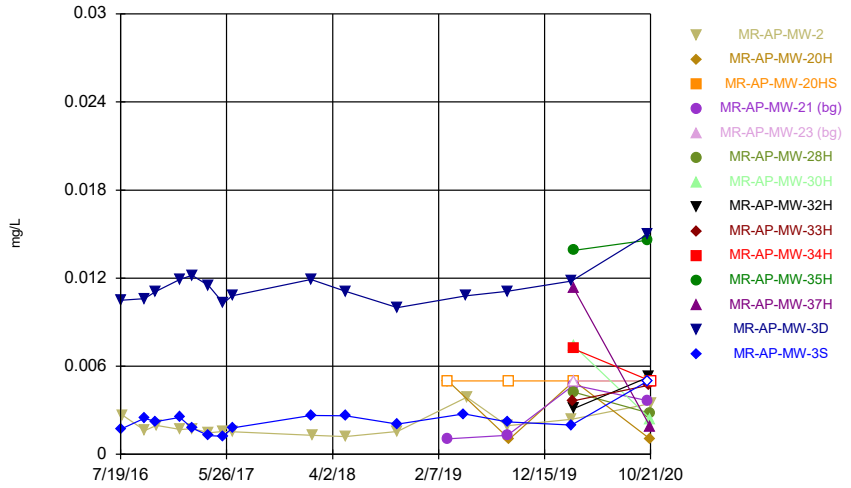


Constituent: Arsenic Analysis Run 1/13/2021 12:41 PM
Plant Miller Client: Southern Company Data: Miller Ash Pond

Sanitas™ v.9.6.27b Groundwater Stats Consulting. UG
Hollow symbols indicate censored values.

## Time Series

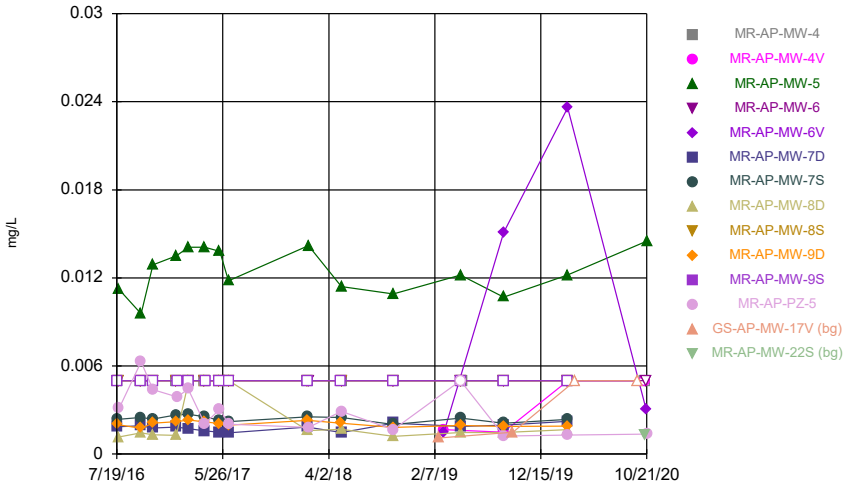


Constituent: Arsenic Analysis Run 1/13/2021 12:41 PM
Plant Miller Client: Southern Company Data: Miller Ash Pond

Sanitas™ v.9.6.27b Groundwater Stats Consulting. UG
Hollow symbols indicate censored values.

## Time Series

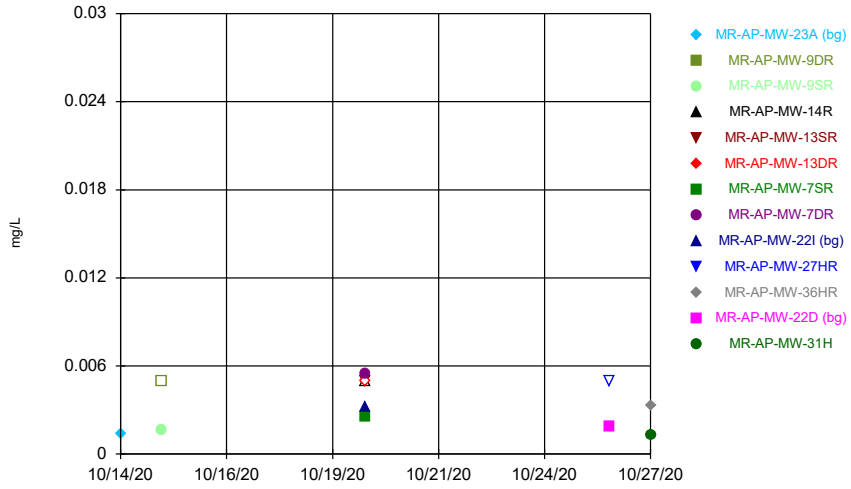


Constituent: Arsenic Analysis Run 1/13/2021 12:41 PM
Plant Miller Client: Southern Company Data: Miller Ash Pond

Sanitas™ v.9.6.27b Groundwater Stats Consulting. UG

## Time Series

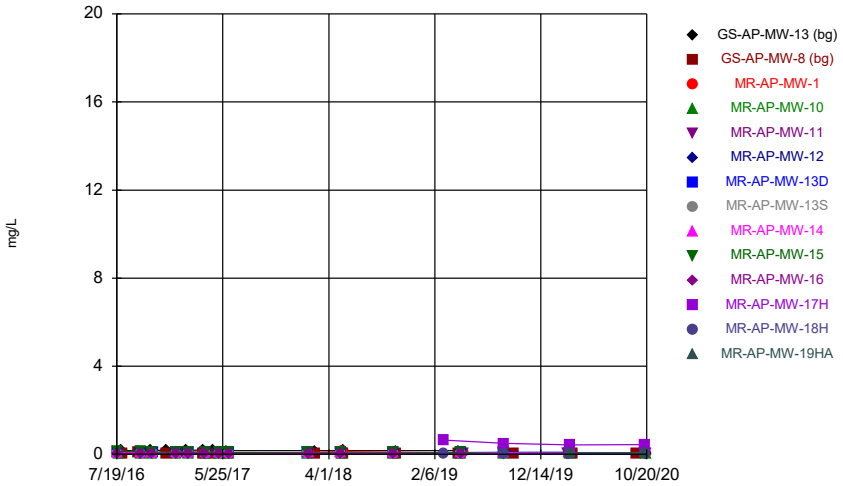


Constituent: Barium Analysis Run 1/13/2021 12:41 PM

Plant Miller Client: Southern Company Data: Miller Ash Pond

Sanitas™ v.9.6.27b Groundwater Stats Consulting. UG

## Time Series

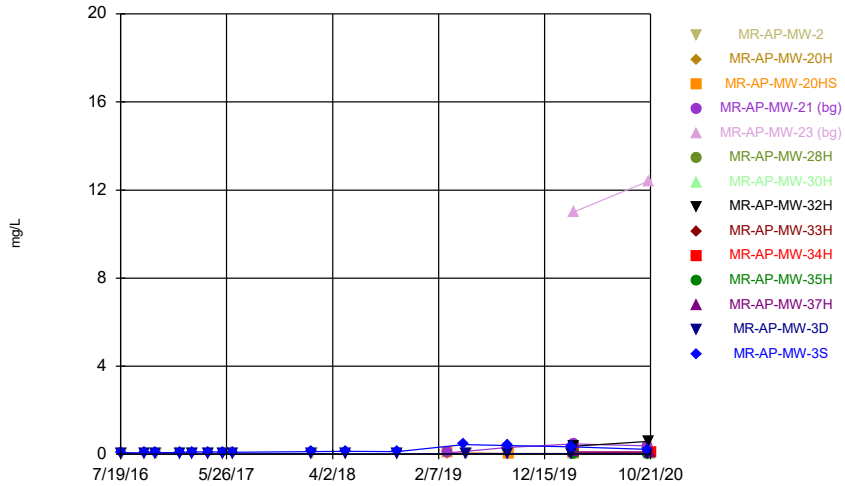


Constituent: Barium Analysis Run 1/13/2021 12:41 PM

Plant Miller Client: Southern Company Data: Miller Ash Pond

Sanitas™ v.9.6.27b Groundwater Stats Consulting. UG

## Time Series

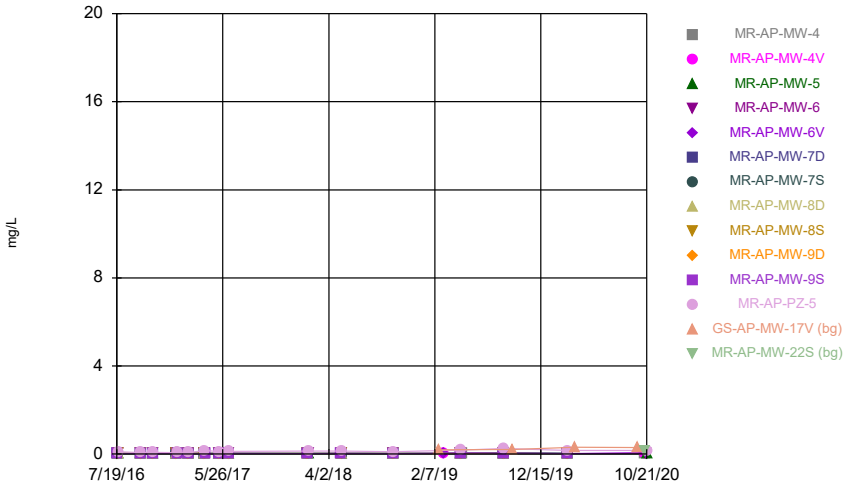


Constituent: Barium Analysis Run 1/13/2021 12:41 PM

Plant Miller Client: Southern Company Data: Miller Ash Pond

Sanitas™ v.9.6.27b Groundwater Stats Consulting. UG

## Time Series

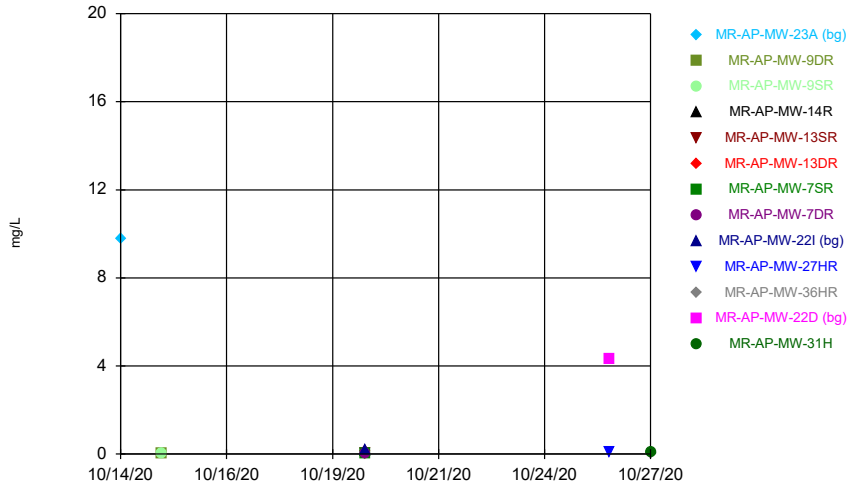


Constituent: Barium Analysis Run 1/13/2021 12:41 PM

Plant Miller Client: Southern Company Data: Miller Ash Pond

Sanitas™ v.9.6.27b Groundwater Stats Consulting. UG
Hollow symbols indicate censored values.

Time Series

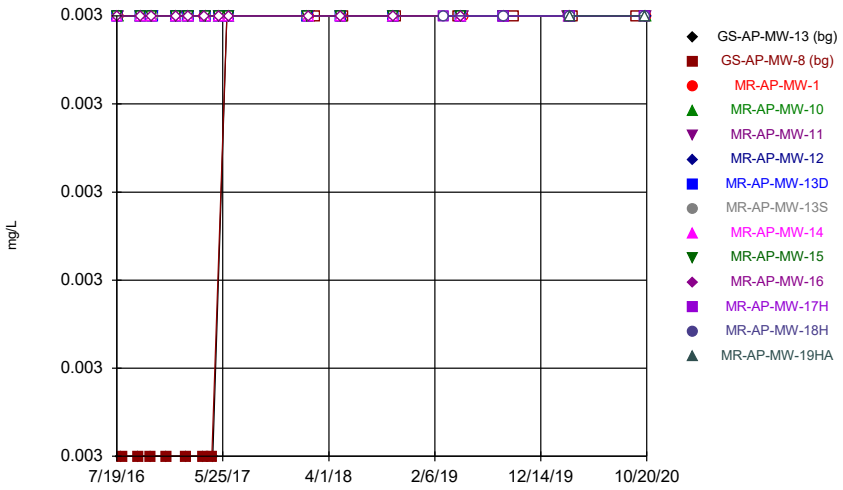


Constituent: Beryllium Analysis Run 1/13/2021 12:41 PM
Plant Miller Client: Southern Company Data: Miller Ash Pond

Sanitas™ v.9.6.27b Groundwater Stats Consulting. UG
Hollow symbols indicate censored values.

Time Series

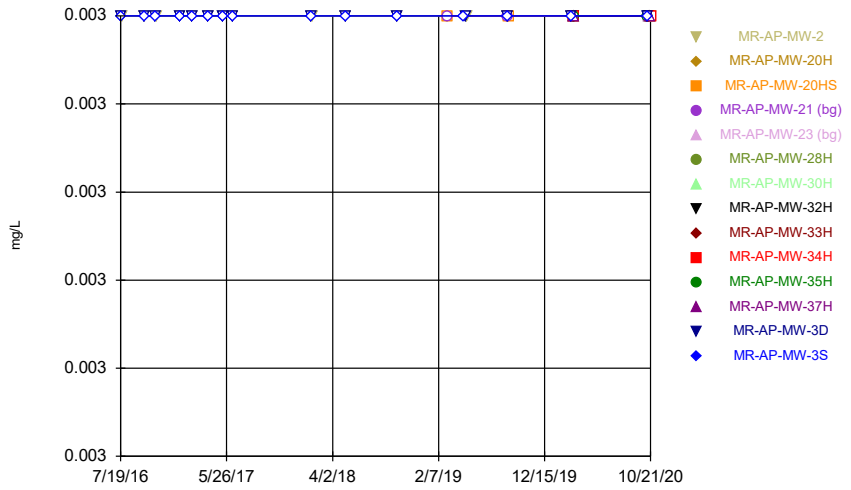


Constituent: Beryllium Analysis Run 1/13/2021 12:41 PM
Plant Miller Client: Southern Company Data: Miller Ash Pond

Sanitas™ v.9.6.27b Groundwater Stats Consulting. UG
Hollow symbols indicate censored values.

Time Series

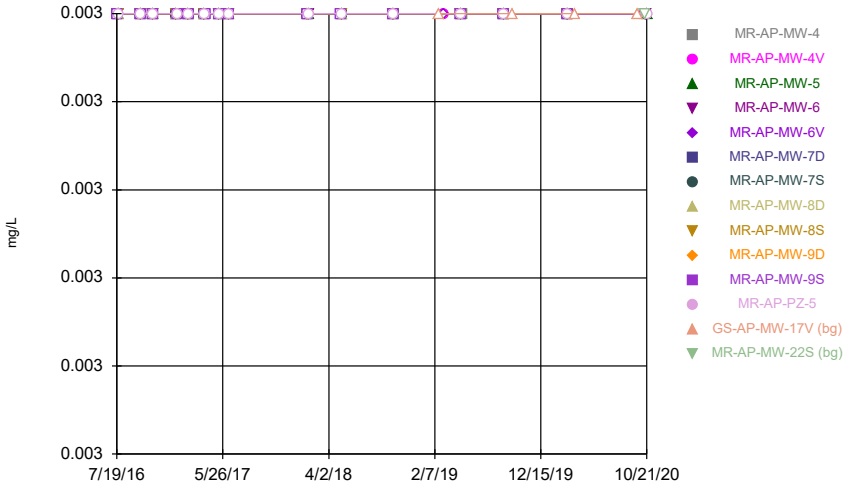


Constituent: Beryllium Analysis Run 1/13/2021 12:41 PM
Plant Miller Client: Southern Company Data: Miller Ash Pond

Sanitas™ v.9.6.27b Groundwater Stats Consulting. UG
Hollow symbols indicate censored values.

Time Series

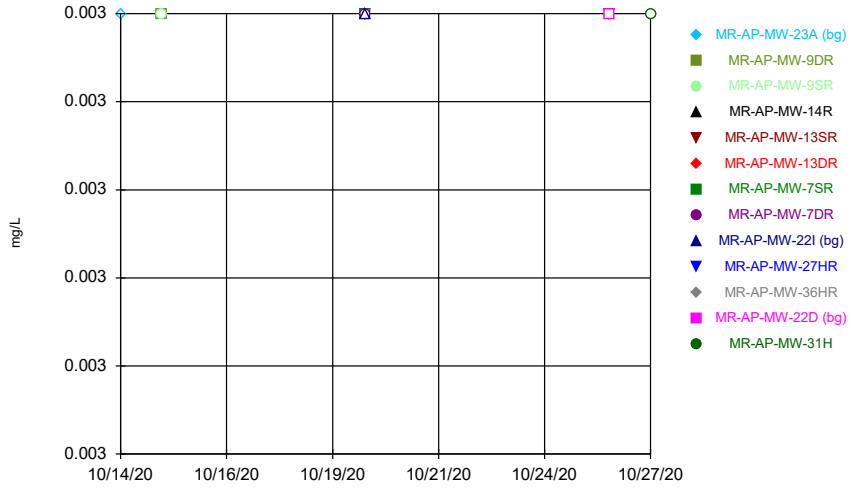


Constituent: Beryllium Analysis Run 1/13/2021 12:41 PM
Plant Miller Client: Southern Company Data: Miller Ash Pond

Sanitas™ v.9.6.27b Groundwater Stats Consulting. UG
Hollow symbols indicate censored values.

## Time Series

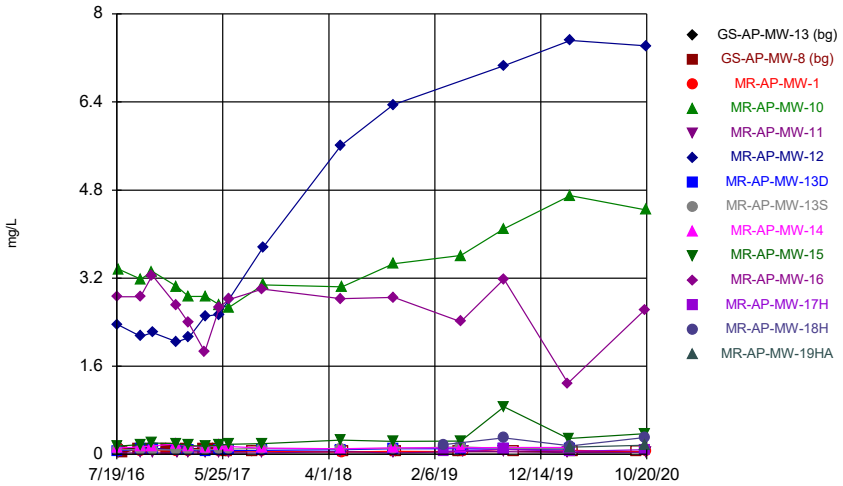


Constituent: Boron Analysis Run 1/13/2021 12:41 PM
Plant Miller Client: Southern Company Data: Miller Ash Pond

Sanitas™ v.9.6.27b Groundwater Stats Consulting. UG
Hollow symbols indicate censored values.

## Time Series

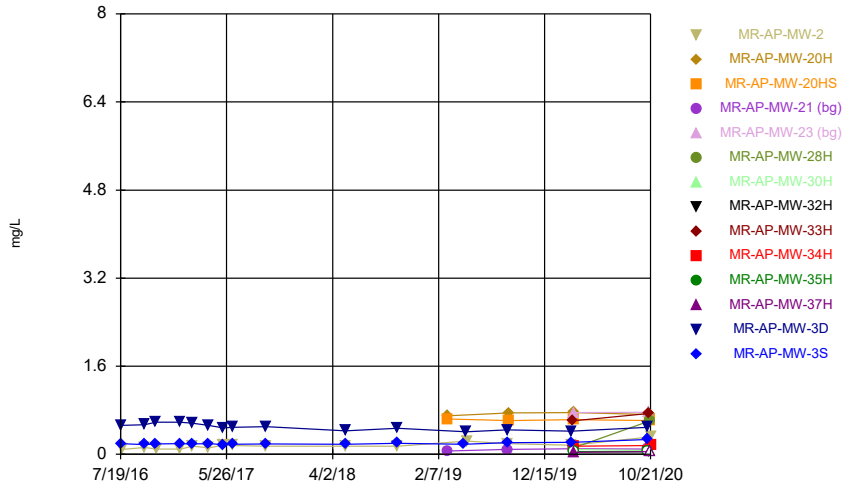


Constituent: Boron Analysis Run 1/13/2021 12:41 PM
Plant Miller Client: Southern Company Data: Miller Ash Pond

Sanitas™ v.9.6.27b Groundwater Stats Consulting. UG

## Time Series

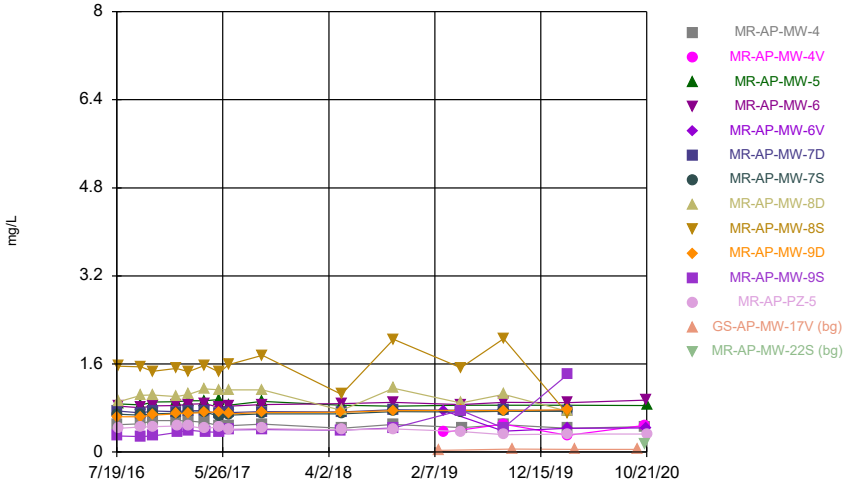


Constituent: Boron Analysis Run 1/13/2021 12:41 PM
Plant Miller Client: Southern Company Data: Miller Ash Pond

Sanitas™ v.9.6.27b Groundwater Stats Consulting. UG
Hollow symbols indicate censored values.

## Time Series

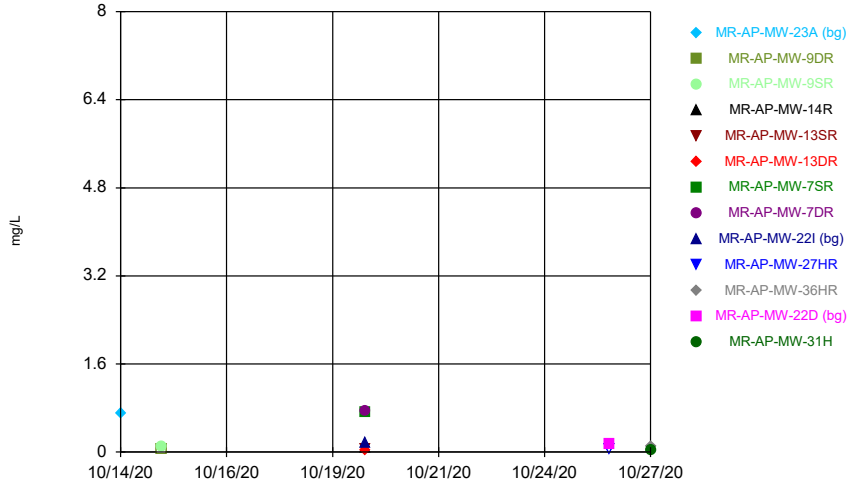


Constituent: Boron Analysis Run 1/13/2021 12:41 PM
Plant Miller Client: Southern Company Data: Miller Ash Pond

Sanitas™ v.9.6.27b Groundwater Stats Consulting. UG
Hollow symbols indicate censored values.

## Time Series

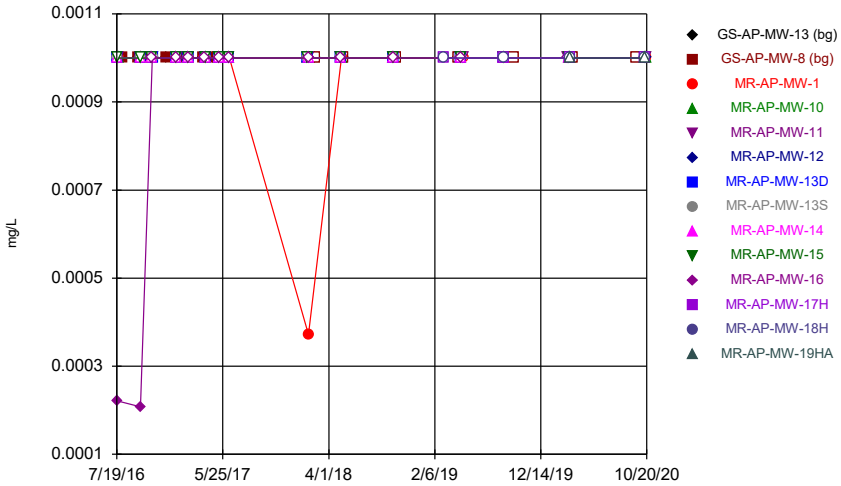


Constituent: Cadmium Analysis Run 1/13/2021 12:41 PM
Plant Miller Client: Southern Company Data: Miller Ash Pond

Sanitas™ v.9.6.27b Groundwater Stats Consulting. UG
Hollow symbols indicate censored values.

## Time Series

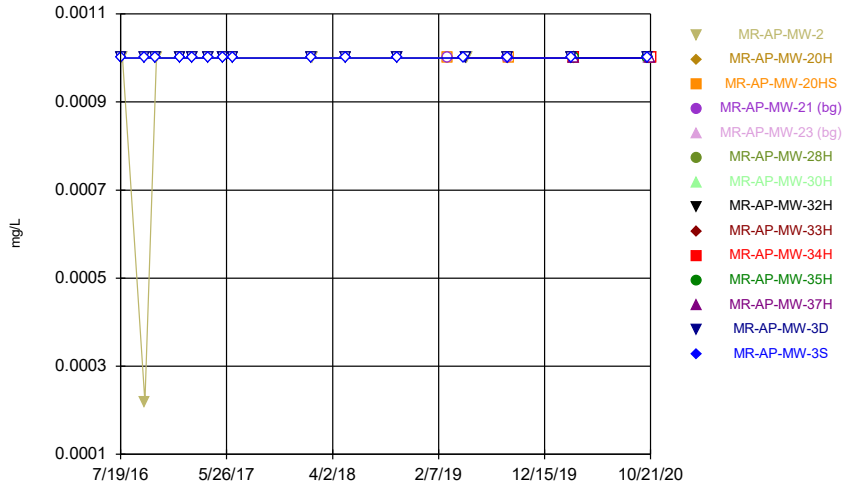


Constituent: Cadmium Analysis Run 1/13/2021 12:41 PM
Plant Miller Client: Southern Company Data: Miller Ash Pond

Sanitas™ v.9.6.27b Groundwater Stats Consulting. UG
Hollow symbols indicate censored values.

## Time Series

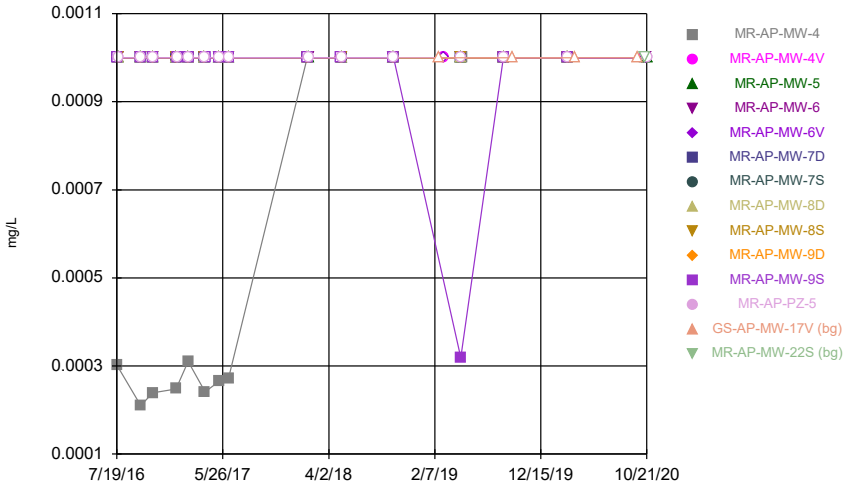


Constituent: Cadmium Analysis Run 1/13/2021 12:41 PM
Plant Miller Client: Southern Company Data: Miller Ash Pond

Sanitas™ v.9.6.27b Groundwater Stats Consulting. UG
Hollow symbols indicate censored values.

## Time Series

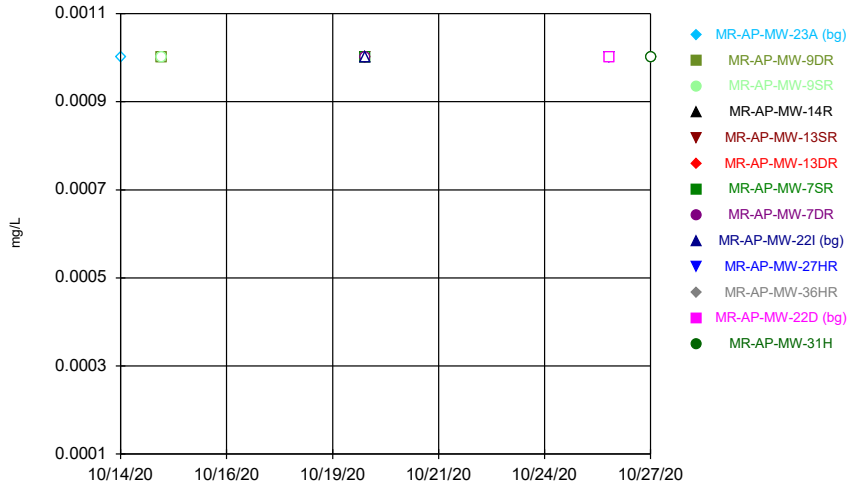


Constituent: Cadmium Analysis Run 1/13/2021 12:41 PM
Plant Miller Client: Southern Company Data: Miller Ash Pond

Sanitas™ v.9.6.27b Groundwater Stats Consulting. UG

Time Series

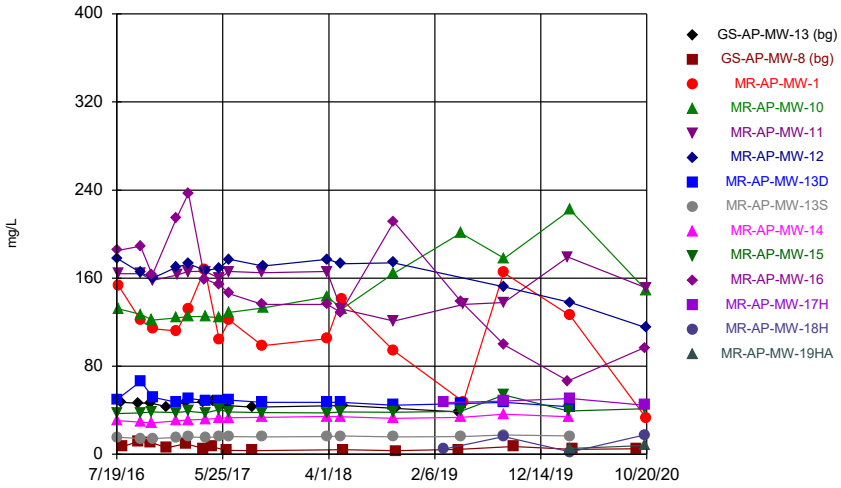


Constituent: Calcium Analysis Run 1/13/2021 12:41 PM

Plant Miller Client: Southern Company Data: Miller Ash Pond

Sanitas™ v.9.6.27b Groundwater Stats Consulting. UG

Time Series

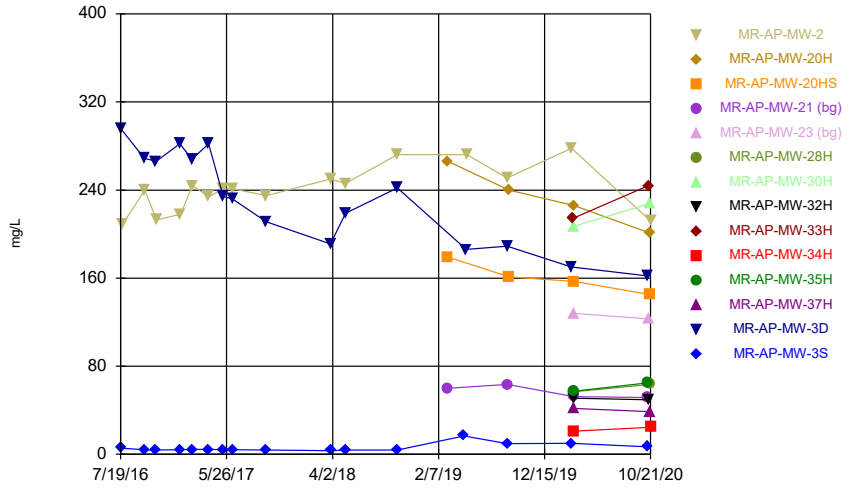


Constituent: Calcium Analysis Run 1/13/2021 12:41 PM

Plant Miller Client: Southern Company Data: Miller Ash Pond

Sanitas™ v.9.6.27b Groundwater Stats Consulting. UG

Time Series

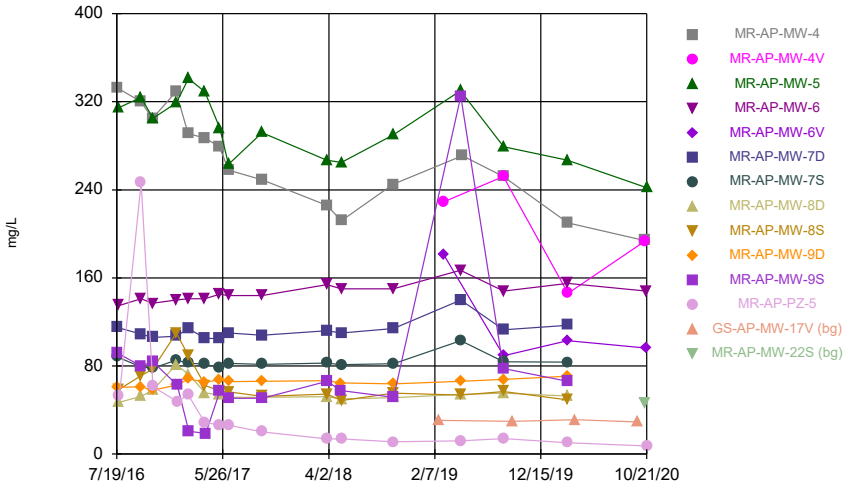


Constituent: Calcium Analysis Run 1/13/2021 12:41 PM

Plant Miller Client: Southern Company Data: Miller Ash Pond

Sanitas™ v.9.6.27b Groundwater Stats Consulting. UG

Time Series

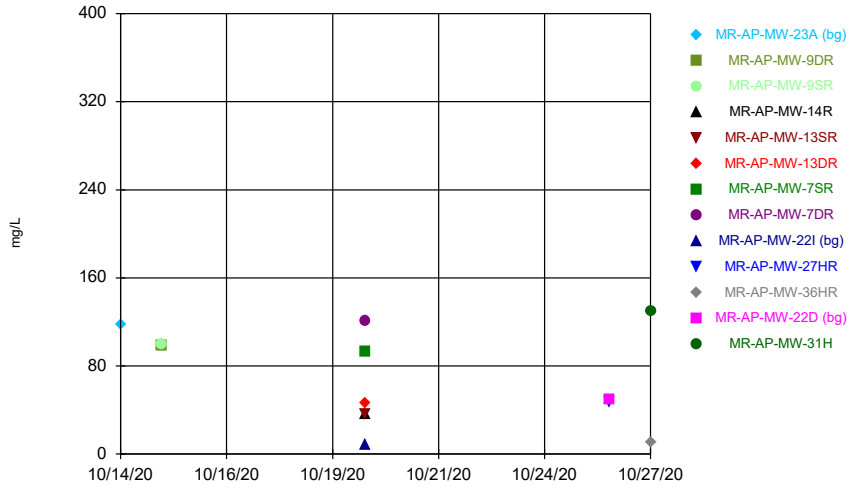


Constituent: Calcium Analysis Run 1/13/2021 12:41 PM

Plant Miller Client: Southern Company Data: Miller Ash Pond

Sanitas™ v.9.6.27b Groundwater Stats Consulting. UG

Time Series

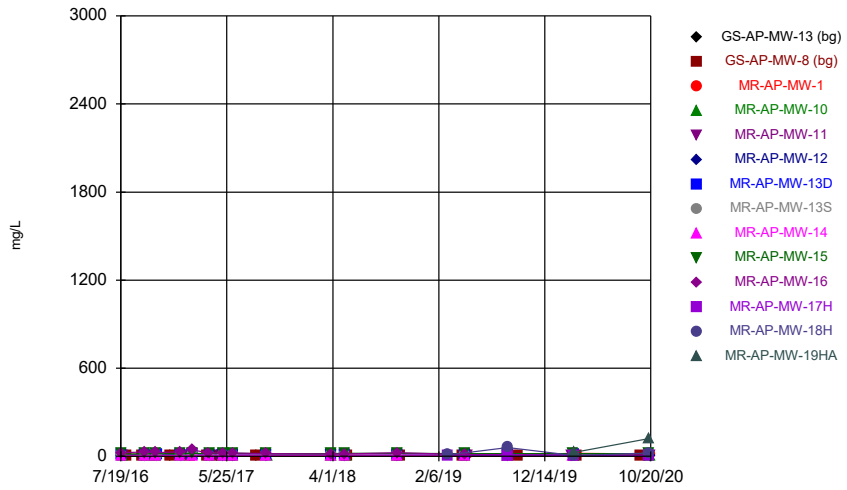


Constituent: Chloride Analysis Run 1/13/2021 12:41 PM

Plant Miller Client: Southern Company Data: Miller Ash Pond

Sanitas™ v.9.6.27b Groundwater Stats Consulting. UG

Time Series

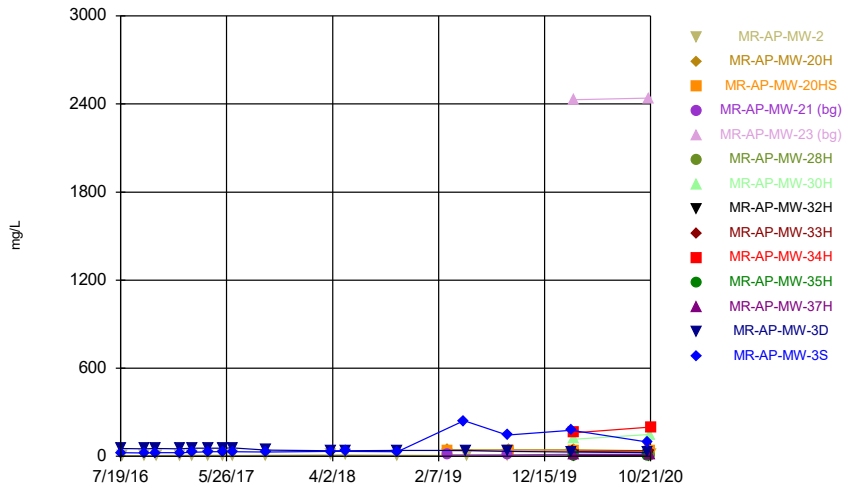


Constituent: Chloride Analysis Run 1/13/2021 12:41 PM

Plant Miller Client: Southern Company Data: Miller Ash Pond

Sanitas™ v.9.6.27b Groundwater Stats Consulting. UG

Time Series

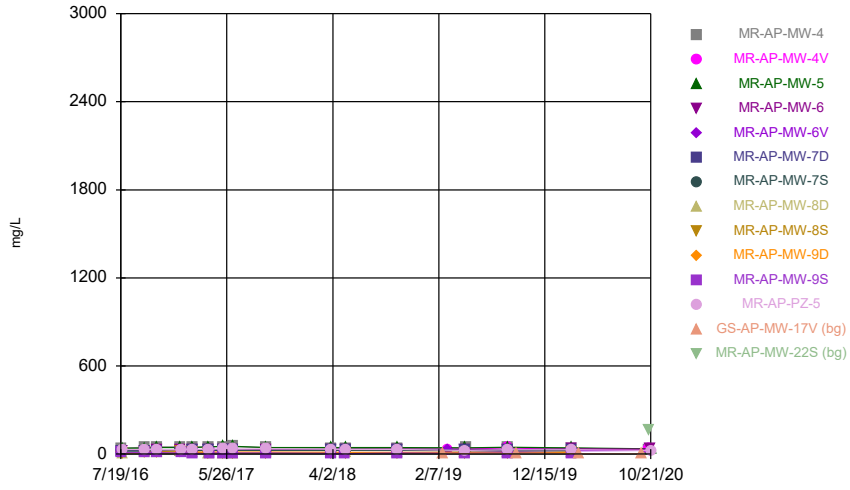


Constituent: Chloride Analysis Run 1/13/2021 12:41 PM

Plant Miller Client: Southern Company Data: Miller Ash Pond

Sanitas™ v.9.6.27b Groundwater Stats Consulting. UG

Time Series

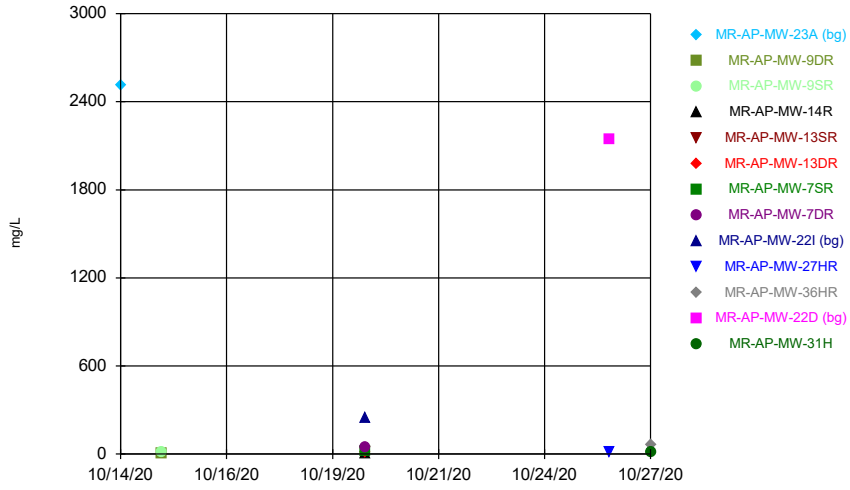


Constituent: Chloride Analysis Run 1/13/2021 12:41 PM

Plant Miller Client: Southern Company Data: Miller Ash Pond

Sanitas™ v.9.6.27b Groundwater Stats Consulting. UG
Hollow symbols indicate censored values.

## Time Series

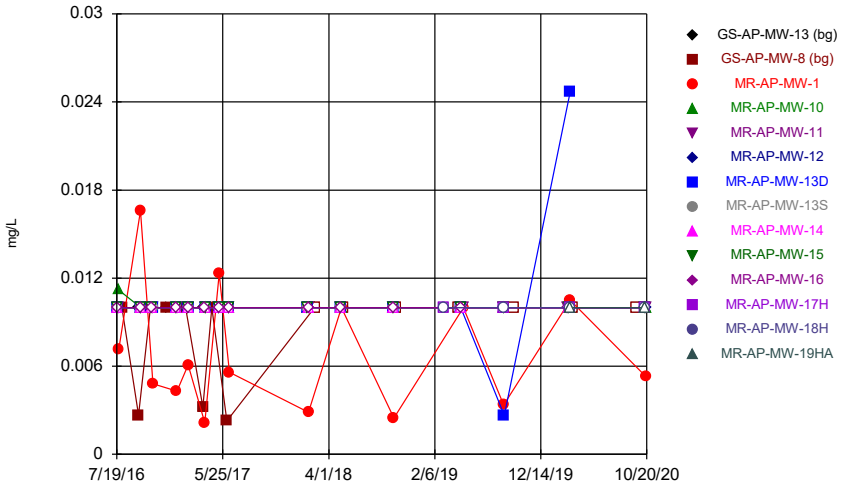


Constituent: Chromium Analysis Run 1/13/2021 12:41 PM
Plant Miller Client: Southern Company Data: Miller Ash Pond

Sanitas™ v.9.6.27b Groundwater Stats Consulting. UG
Hollow symbols indicate censored values.

## Time Series

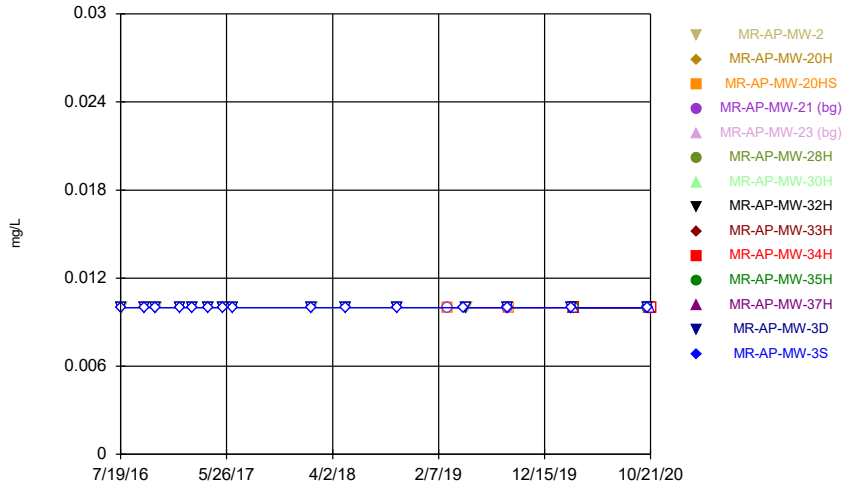


Constituent: Chromium Analysis Run 1/13/2021 12:41 PM
Plant Miller Client: Southern Company Data: Miller Ash Pond

Sanitas™ v.9.6.27b Groundwater Stats Consulting. UG
Hollow symbols indicate censored values.

## Time Series

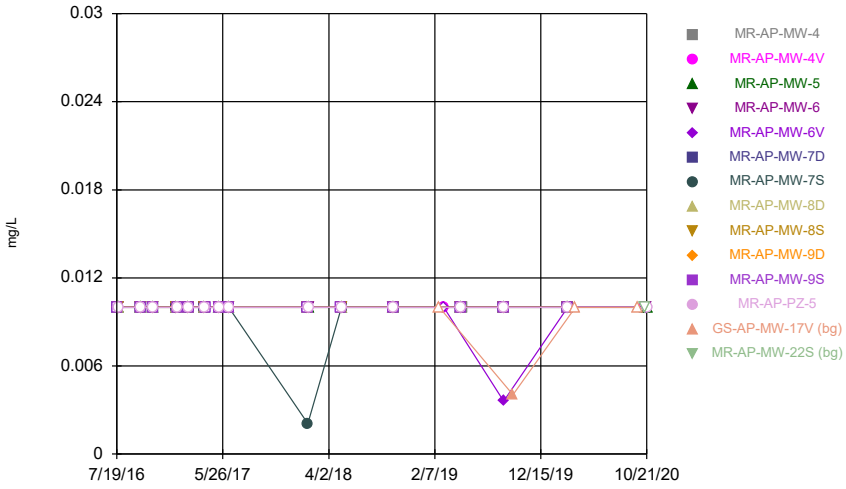


Constituent: Chromium Analysis Run 1/13/2021 12:41 PM
Plant Miller Client: Southern Company Data: Miller Ash Pond

Sanitas™ v.9.6.27b Groundwater Stats Consulting. UG
Hollow symbols indicate censored values.

## Time Series

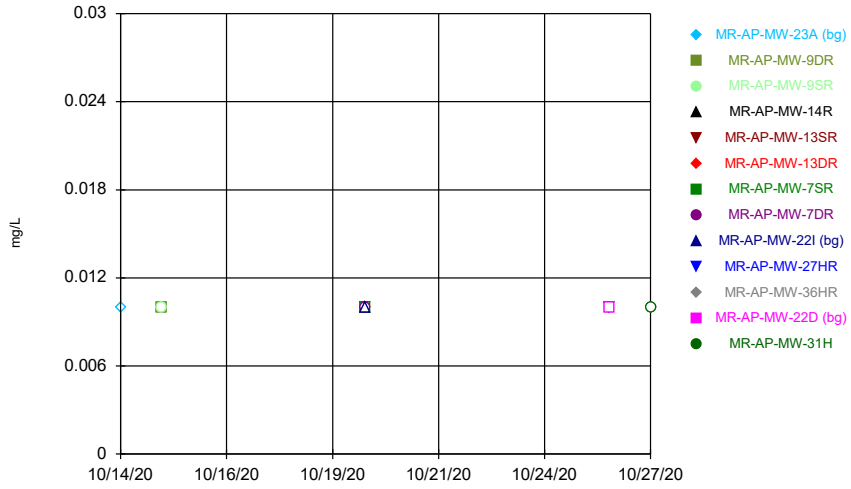


Constituent: Chromium Analysis Run 1/13/2021 12:41 PM
Plant Miller Client: Southern Company Data: Miller Ash Pond

Sanitas™ v.9.6.27b Groundwater Stats Consulting. UG
Hollow symbols indicate censored values.

## Time Series

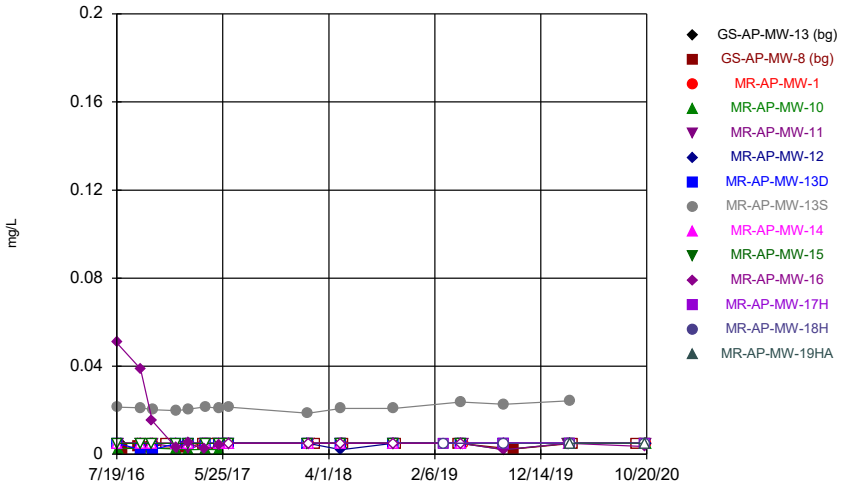


Constituent: Cobalt Analysis Run 1/13/2021 12:41 PM
Plant Miller Client: Southern Company Data: Miller Ash Pond

Sanitas™ v.9.6.27b Groundwater Stats Consulting. UG
Hollow symbols indicate censored values.

## Time Series

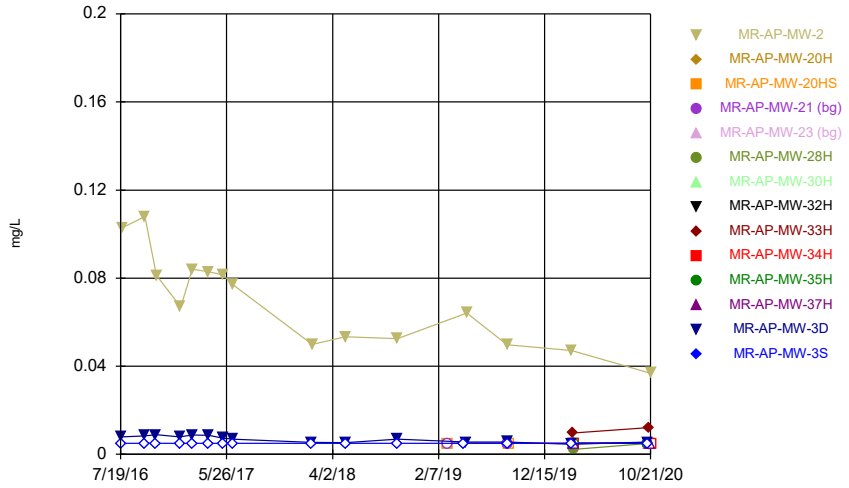


Constituent: Cobalt Analysis Run 1/13/2021 12:41 PM
Plant Miller Client: Southern Company Data: Miller Ash Pond

Sanitas™ v.9.6.27b Groundwater Stats Consulting. UG
Hollow symbols indicate censored values.

## Time Series

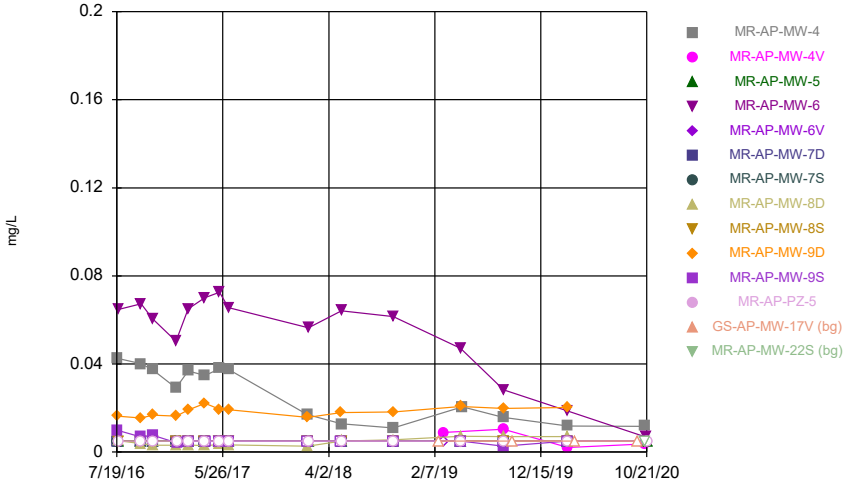


Constituent: Cobalt Analysis Run 1/13/2021 12:41 PM
Plant Miller Client: Southern Company Data: Miller Ash Pond

Sanitas™ v.9.6.27b Groundwater Stats Consulting. UG
Hollow symbols indicate censored values.

## Time Series

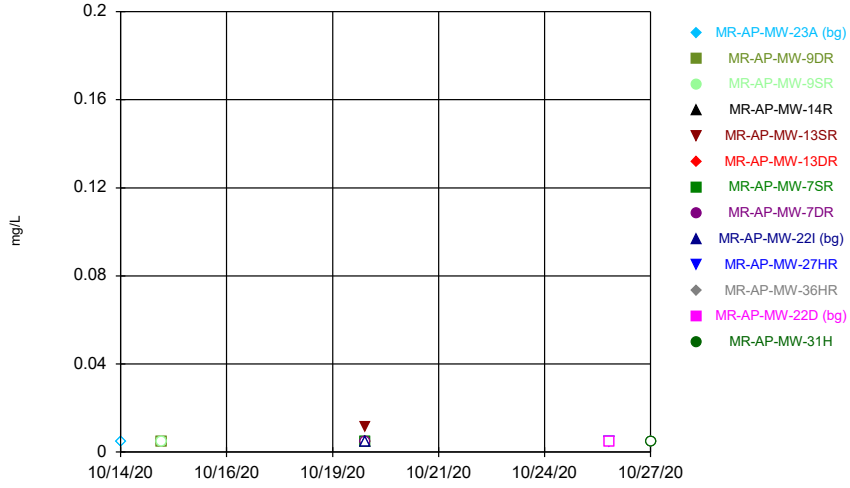


Constituent: Cobalt Analysis Run 1/13/2021 12:42 PM
Plant Miller Client: Southern Company Data: Miller Ash Pond

Sanitas™ v.9.6.27b Groundwater Stats Consulting. UG

## Time Series

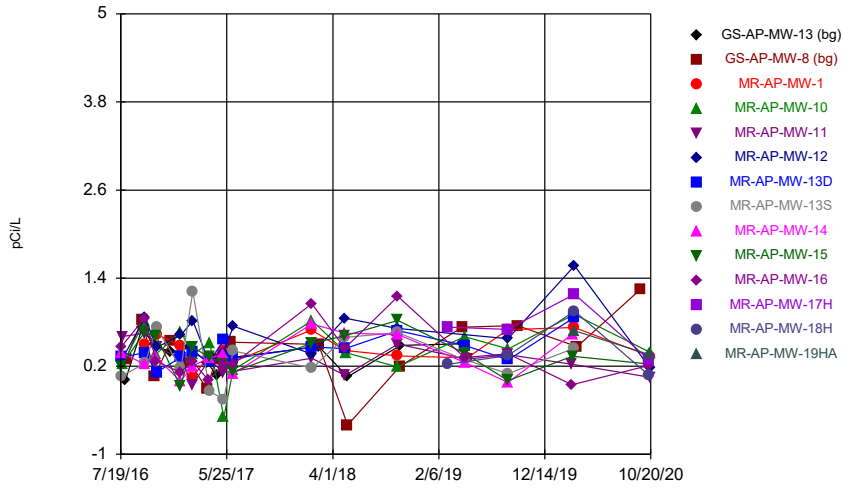


Constituent: Combined Radium 226 + 228 Analysis Run 1/13/2021 12:42 PM

Plant Miller Client: Southern Company Data: Miller Ash Pond

Sanitas™ v.9.6.27b Groundwater Stats Consulting. UG

## Time Series

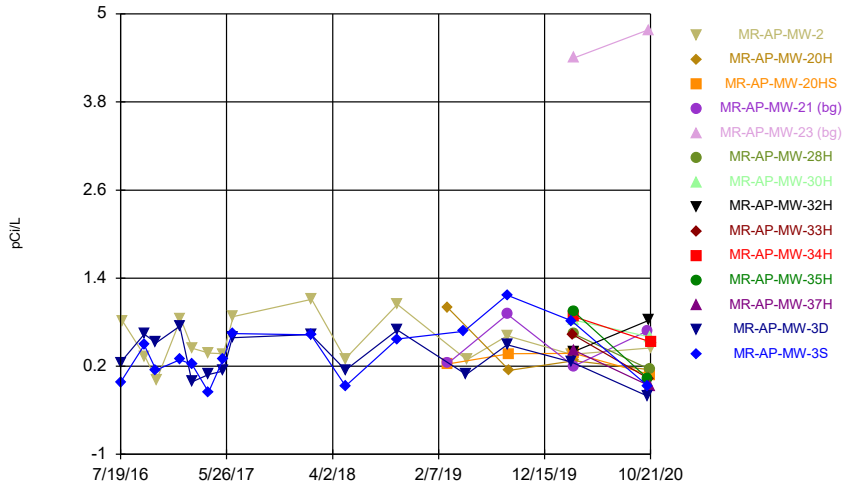


Constituent: Combined Radium 226 + 228 Analysis Run 1/13/2021 12:42 PM

Plant Miller Client: Southern Company Data: Miller Ash Pond

Sanitas™ v.9.6.27b Groundwater Stats Consulting. UG

## Time Series

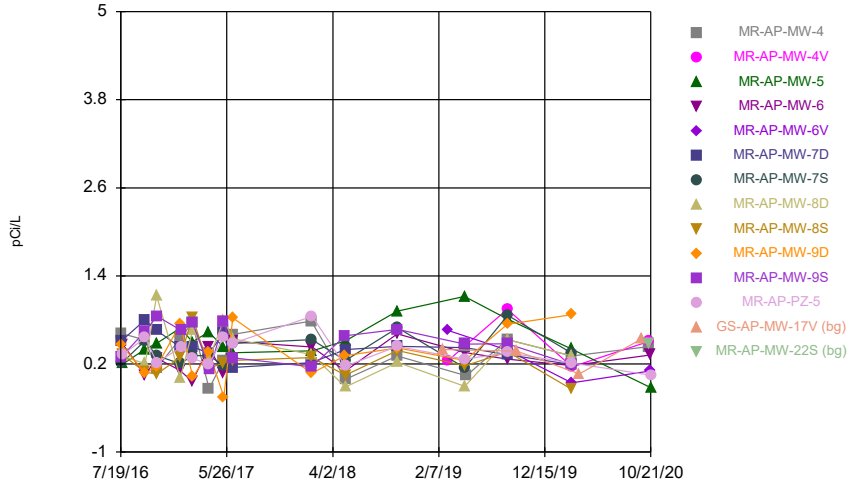


Constituent: Combined Radium 226 + 228 Analysis Run 1/13/2021 12:42 PM

Plant Miller Client: Southern Company Data: Miller Ash Pond

Sanitas™ v.9.6.27b Groundwater Stats Consulting. UG

## Time Series

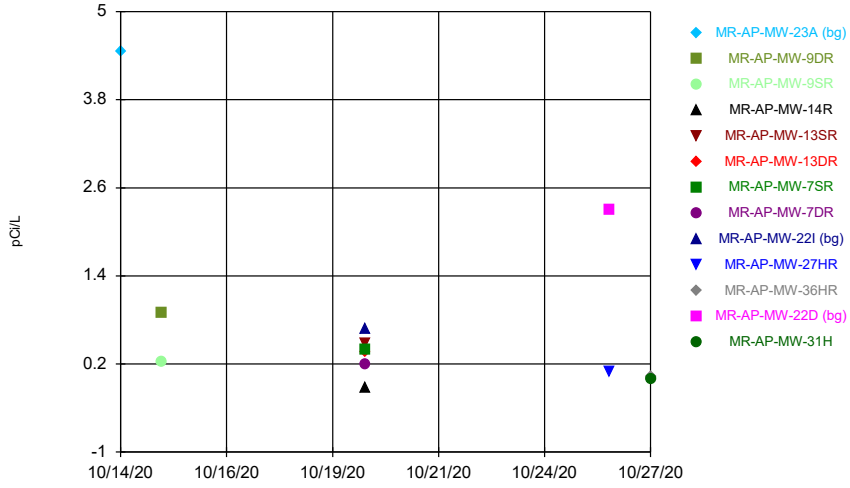


Constituent: Combined Radium 226 + 228 Analysis Run 1/13/2021 12:42 PM

Plant Miller Client: Southern Company Data: Miller Ash Pond

Sanitas™ v.9.6.27b Groundwater Stats Consulting. UG
Hollow symbols indicate censored values.

## Time Series

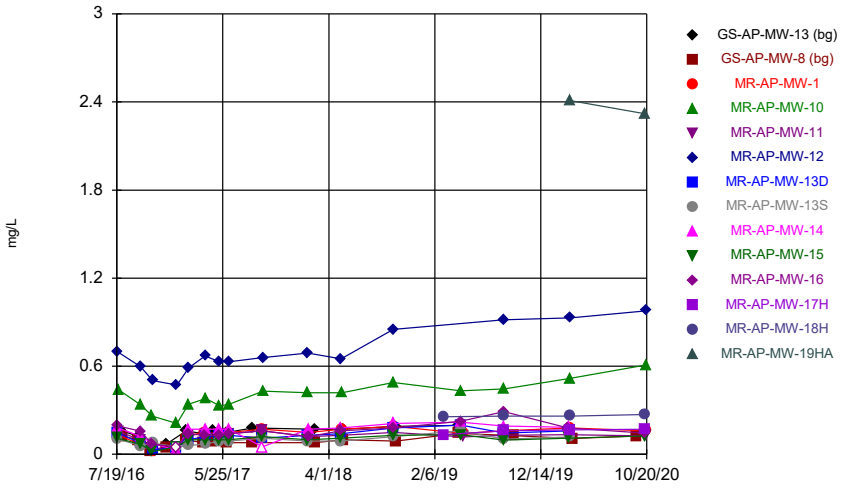


Constituent: Fluoride Analysis Run 1/13/2021 12:42 PM
Plant Miller Client: Southern Company Data: Miller Ash Pond

Sanitas™ v.9.6.27b Groundwater Stats Consulting. UG
Hollow symbols indicate censored values.

## Time Series

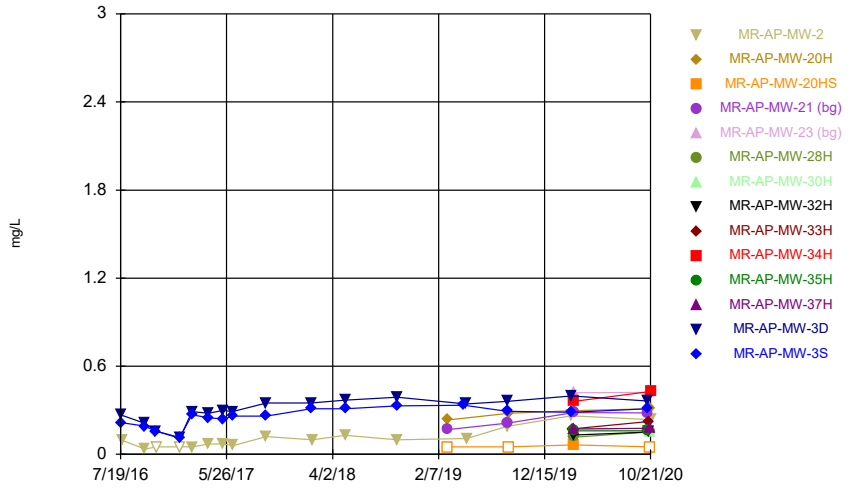


Constituent: Fluoride Analysis Run 1/13/2021 12:42 PM
Plant Miller Client: Southern Company Data: Miller Ash Pond

Sanitas™ v.9.6.27b Groundwater Stats Consulting. UG
Hollow symbols indicate censored values.

## Time Series

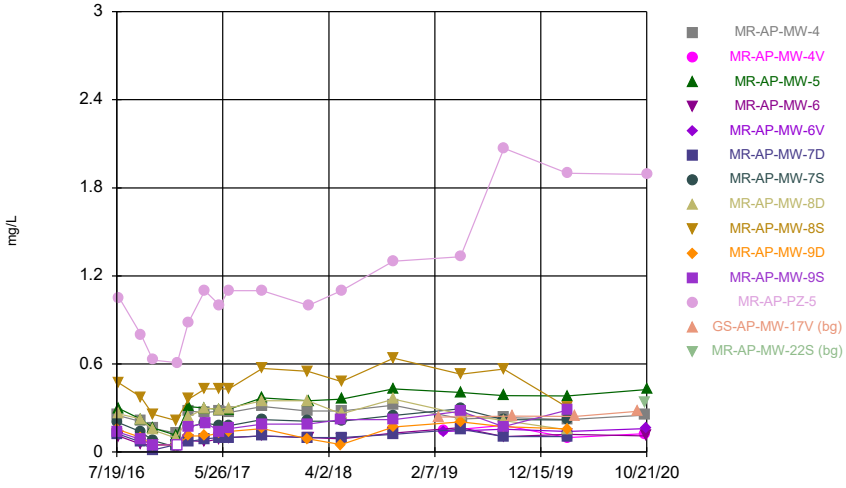


Constituent: Fluoride Analysis Run 1/13/2021 12:42 PM
Plant Miller Client: Southern Company Data: Miller Ash Pond

Sanitas™ v.9.6.27b Groundwater Stats Consulting. UG

## Time Series

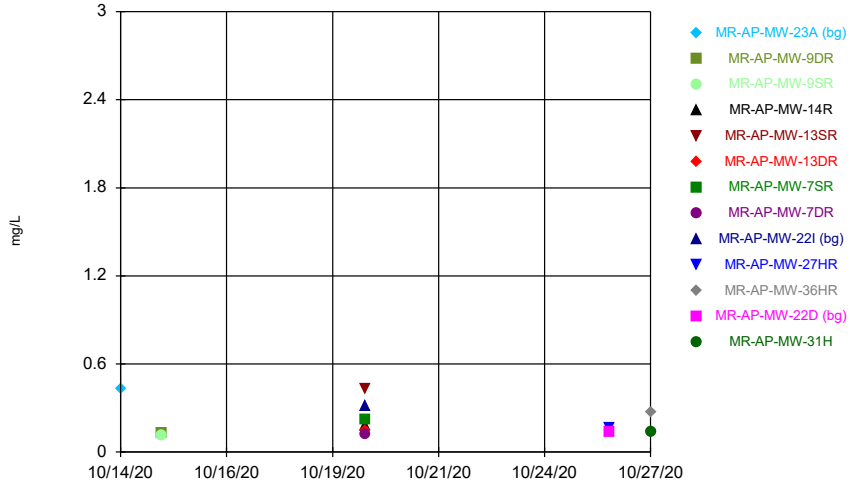


Constituent: Fluoride Analysis Run 1/13/2021 12:42 PM
Plant Miller Client: Southern Company Data: Miller Ash Pond

Sanitas™ v.9.6.27b Groundwater Stats Consulting. UG
Hollow symbols indicate censored values.

Time Series

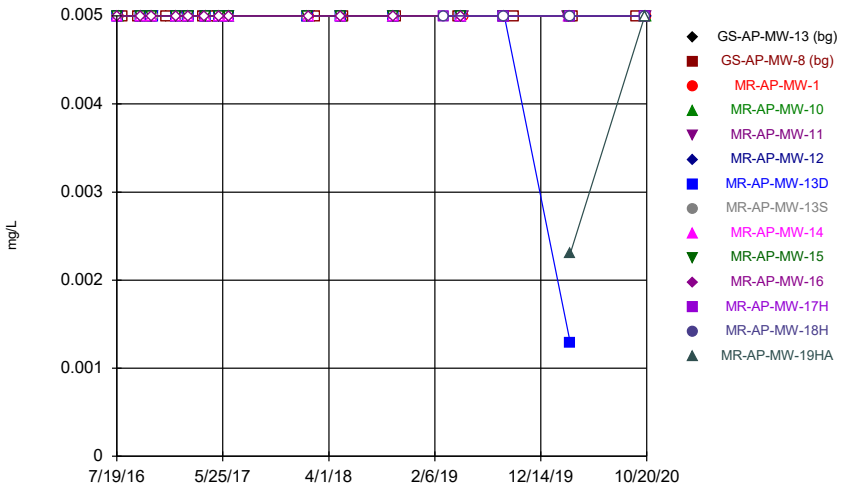


Constituent: Lead Analysis Run 1/13/2021 12:42 PM
Plant Miller Client: Southern Company Data: Miller Ash Pond

Sanitas™ v.9.6.27b Groundwater Stats Consulting. UG
Hollow symbols indicate censored values.

Time Series

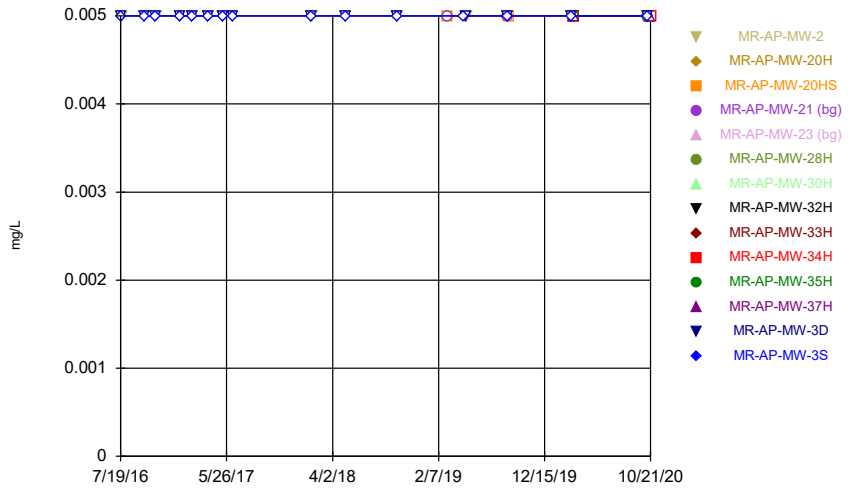


Constituent: Lead Analysis Run 1/13/2021 12:42 PM
Plant Miller Client: Southern Company Data: Miller Ash Pond

Sanitas™ v.9.6.27b Groundwater Stats Consulting. UG
Hollow symbols indicate censored values.

Time Series

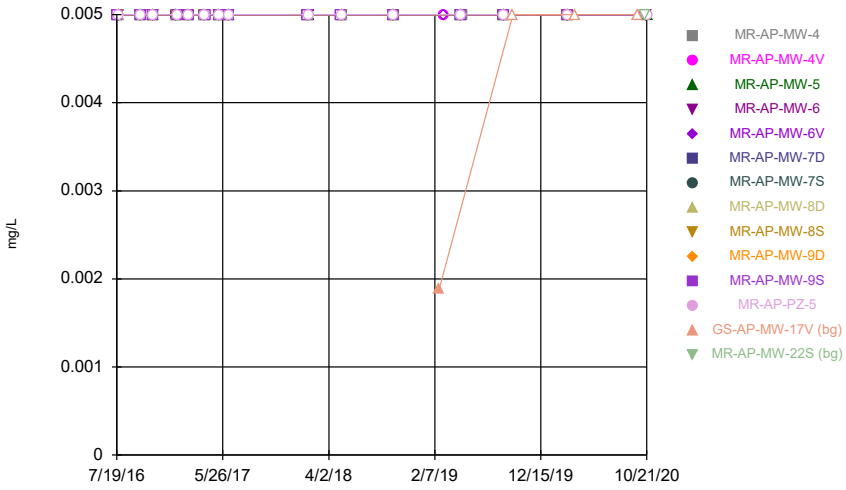


Constituent: Lead Analysis Run 1/13/2021 12:42 PM
Plant Miller Client: Southern Company Data: Miller Ash Pond

Sanitas™ v.9.6.27b Groundwater Stats Consulting. UG
Hollow symbols indicate censored values.

Time Series

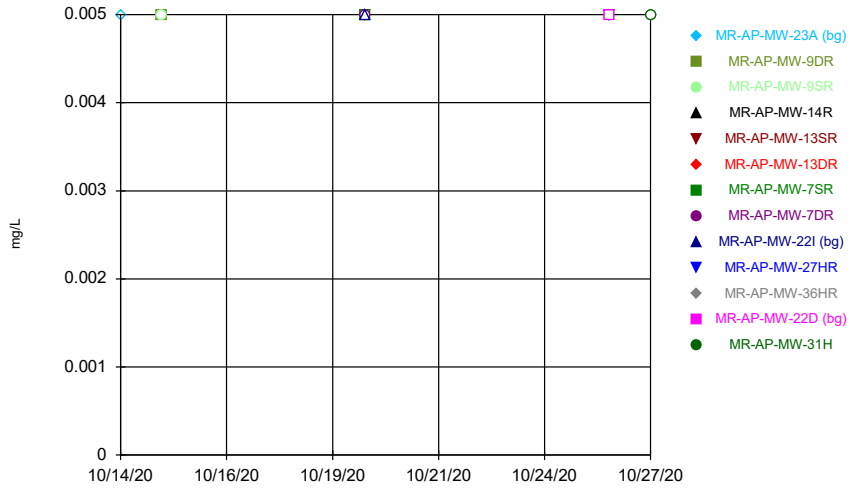


Constituent: Lead Analysis Run 1/13/2021 12:42 PM
Plant Miller Client: Southern Company Data: Miller Ash Pond

Sanitas™ v.9.6.27b Groundwater Stats Consulting. UG
Hollow symbols indicate censored values.

## Time Series

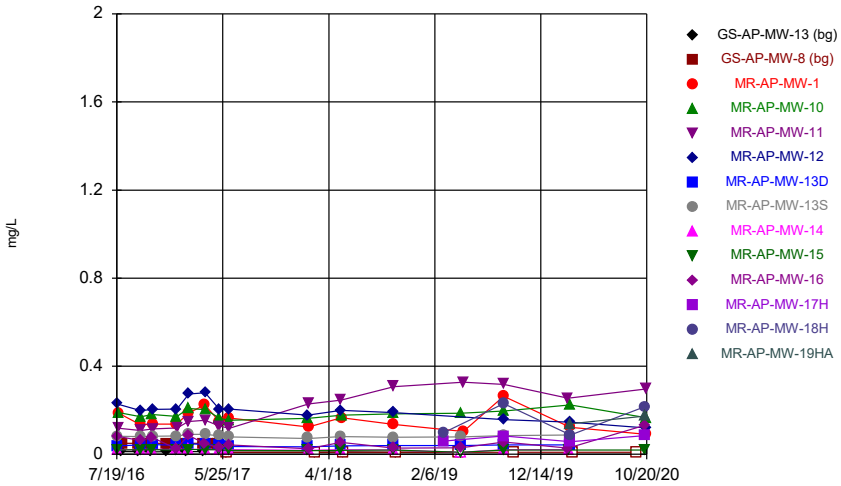


Constituent: Lithium Analysis Run 1/13/2021 12:42 PM
Plant Miller Client: Southern Company Data: Miller Ash Pond

Sanitas™ v.9.6.27b Groundwater Stats Consulting. UG
Hollow symbols indicate censored values.

## Time Series

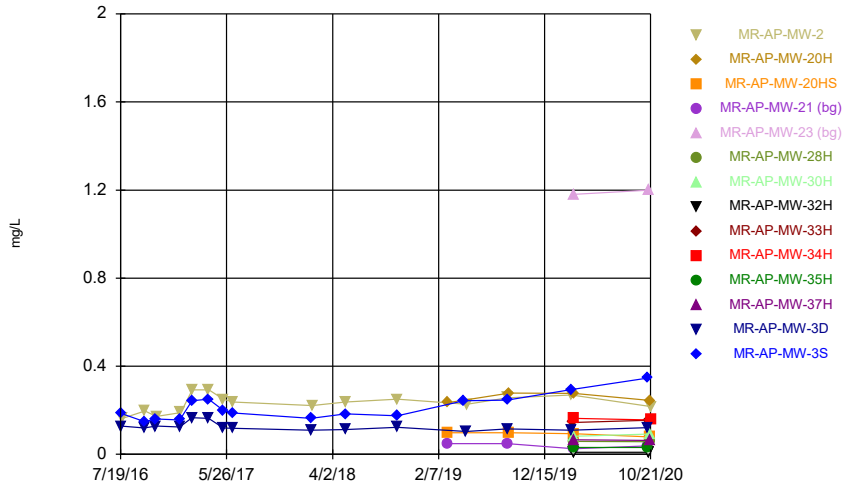


Constituent: Lithium Analysis Run 1/13/2021 12:42 PM
Plant Miller Client: Southern Company Data: Miller Ash Pond

Sanitas™ v.9.6.27b Groundwater Stats Consulting. UG

## Time Series

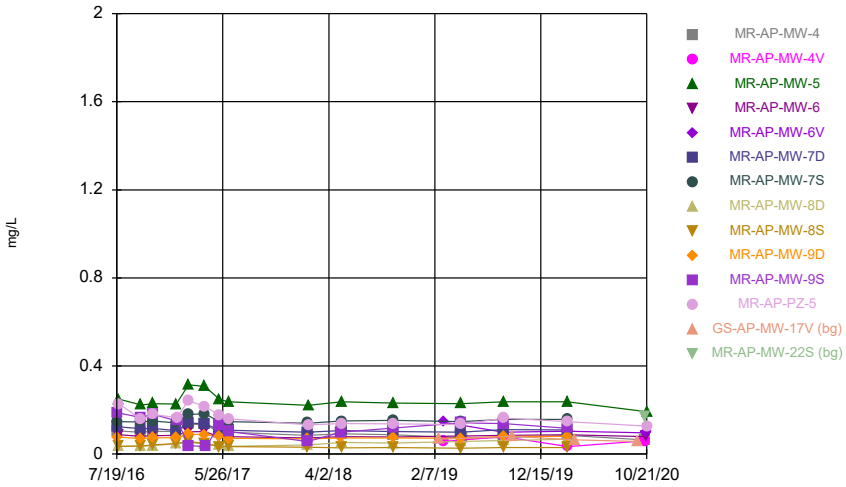


Constituent: Lithium Analysis Run 1/13/2021 12:42 PM
Plant Miller Client: Southern Company Data: Miller Ash Pond

Sanitas™ v.9.6.27b Groundwater Stats Consulting. UG

## Time Series

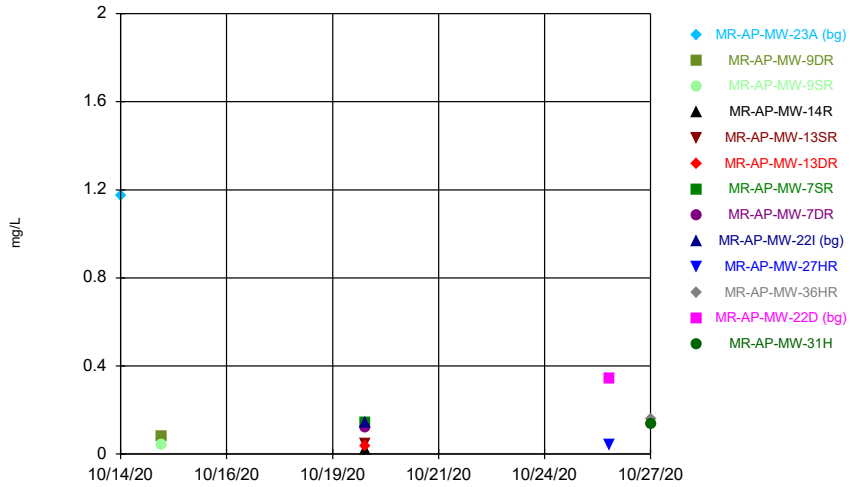


Constituent: Lithium Analysis Run 1/13/2021 12:42 PM
Plant Miller Client: Southern Company Data: Miller Ash Pond

Sanitas™ v.9.6.27b Groundwater Stats Consulting. UG
Hollow symbols indicate censored values.

## Time Series

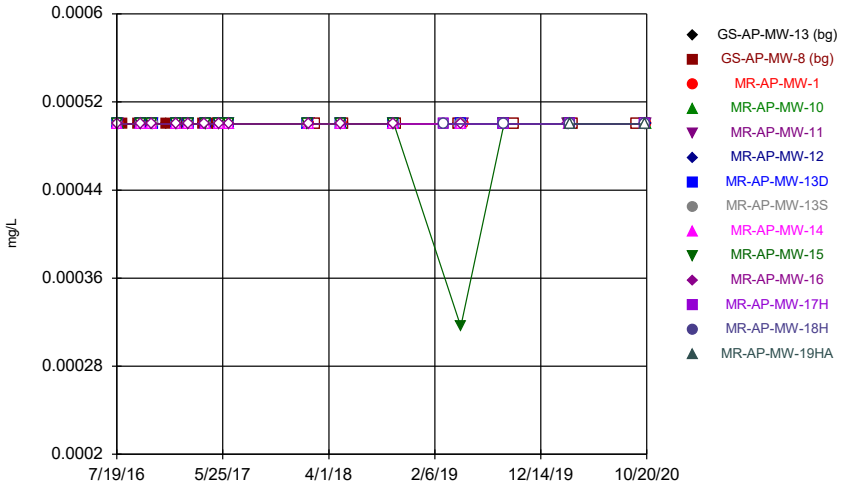


Constituent: Mercury Analysis Run 1/13/2021 12:42 PM
Plant Miller Client: Southern Company Data: Miller Ash Pond

Sanitas™ v.9.6.27b Groundwater Stats Consulting. UG
Hollow symbols indicate censored values.

## Time Series

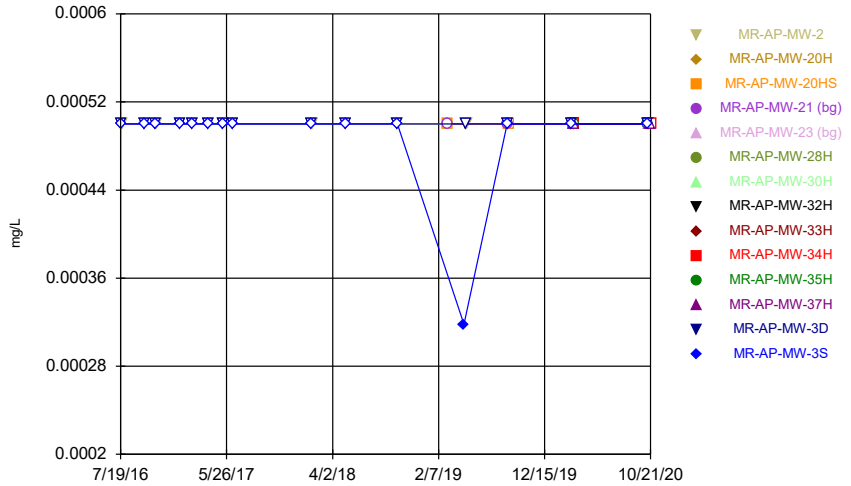


Constituent: Mercury Analysis Run 1/13/2021 12:42 PM
Plant Miller Client: Southern Company Data: Miller Ash Pond

Sanitas™ v.9.6.27b Groundwater Stats Consulting. UG
Hollow symbols indicate censored values.

## Time Series

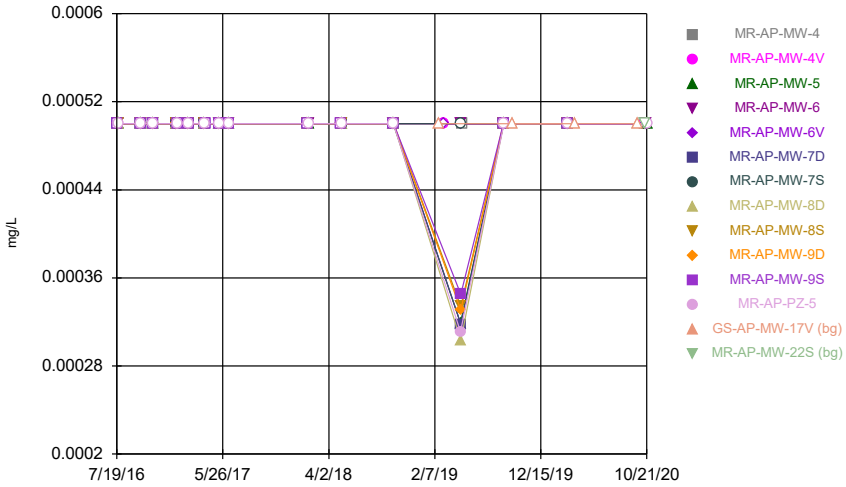


Constituent: Mercury Analysis Run 1/13/2021 12:42 PM
Plant Miller Client: Southern Company Data: Miller Ash Pond

Sanitas™ v.9.6.27b Groundwater Stats Consulting. UG
Hollow symbols indicate censored values.

## Time Series

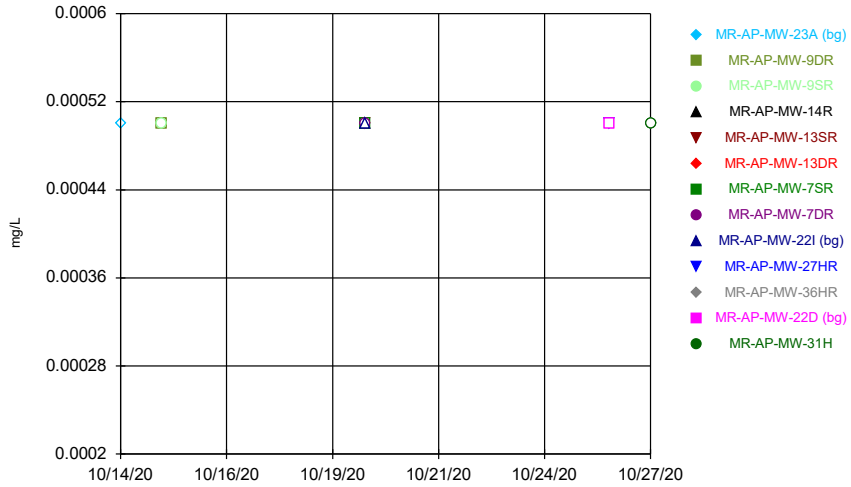


Constituent: Mercury Analysis Run 1/13/2021 12:42 PM
Plant Miller Client: Southern Company Data: Miller Ash Pond

Sanitas™ v.9.6.27b Groundwater Stats Consulting. UG
Hollow symbols indicate censored values.

## Time Series

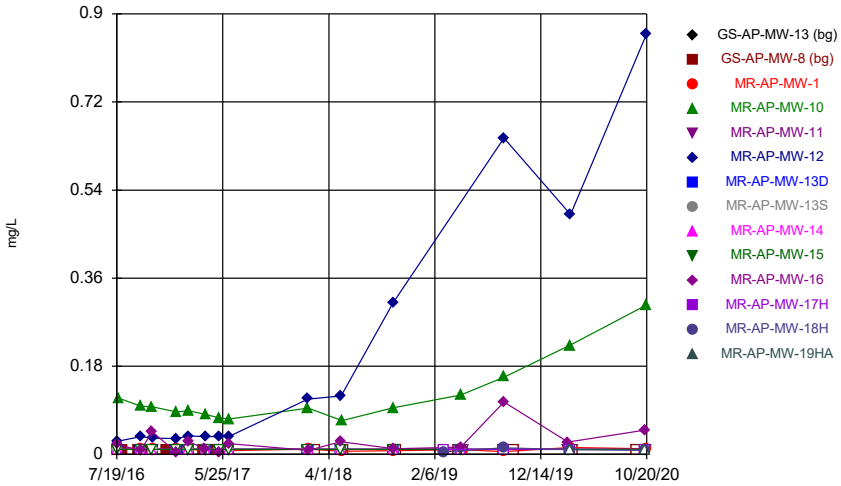


Constituent: Molybdenum Analysis Run 1/13/2021 12:42 PM
Plant Miller Client: Southern Company Data: Miller Ash Pond

Sanitas™ v.9.6.27b Groundwater Stats Consulting. UG
Hollow symbols indicate censored values.

## Time Series

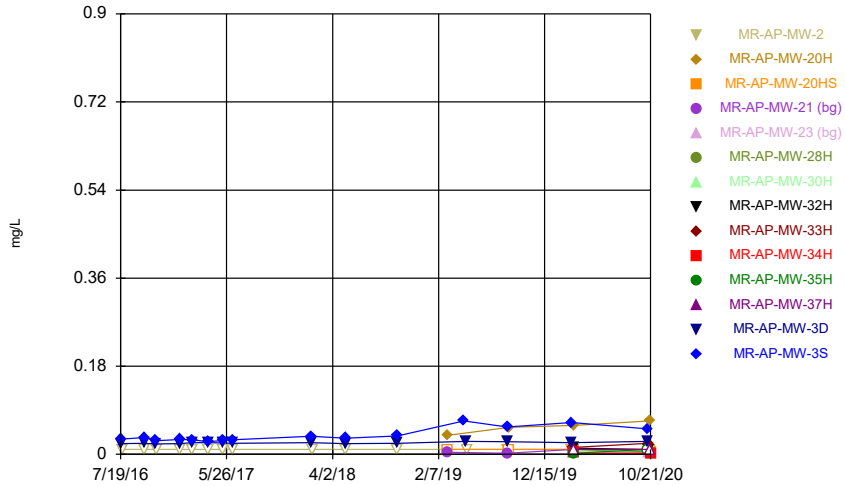


Constituent: Molybdenum Analysis Run 1/13/2021 12:42 PM
Plant Miller Client: Southern Company Data: Miller Ash Pond

Sanitas™ v.9.6.27b Groundwater Stats Consulting. UG
Hollow symbols indicate censored values.

## Time Series

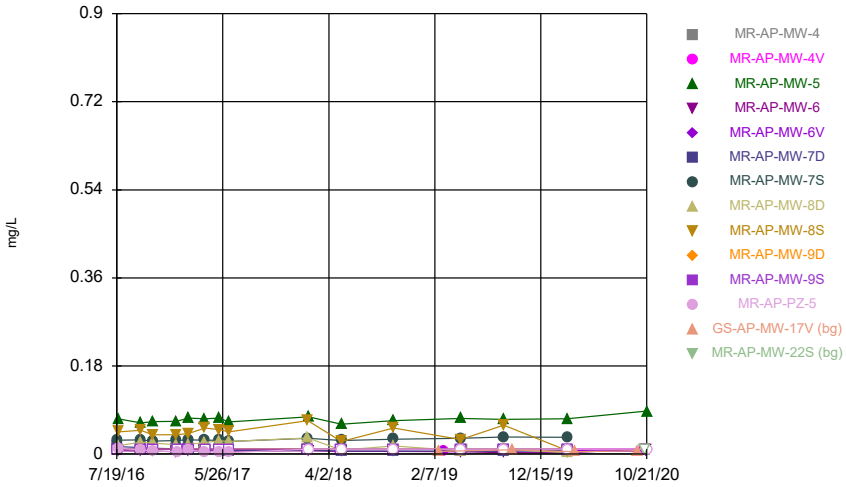


Constituent: Molybdenum Analysis Run 1/13/2021 12:42 PM
Plant Miller Client: Southern Company Data: Miller Ash Pond

Sanitas™ v.9.6.27b Groundwater Stats Consulting. UG
Hollow symbols indicate censored values.

## Time Series

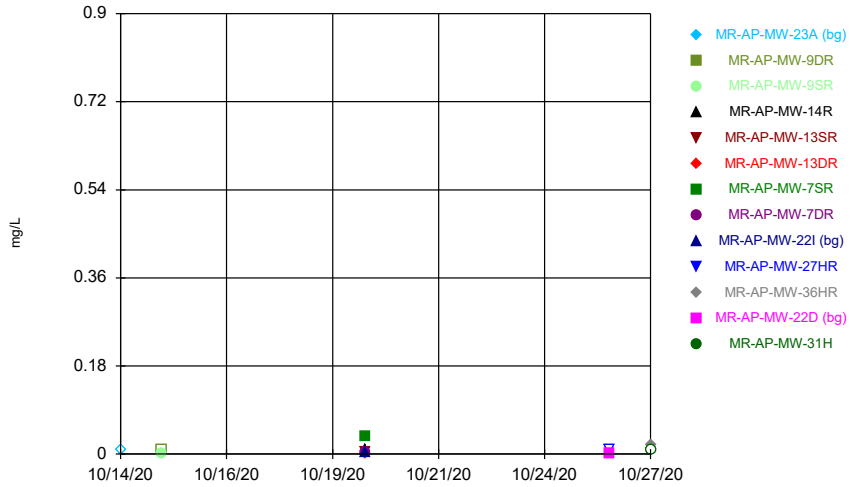


Constituent: Molybdenum Analysis Run 1/13/2021 12:42 PM
Plant Miller Client: Southern Company Data: Miller Ash Pond

Sanitas™ v.9.6.27b Groundwater Stats Consulting. UG

Time Series

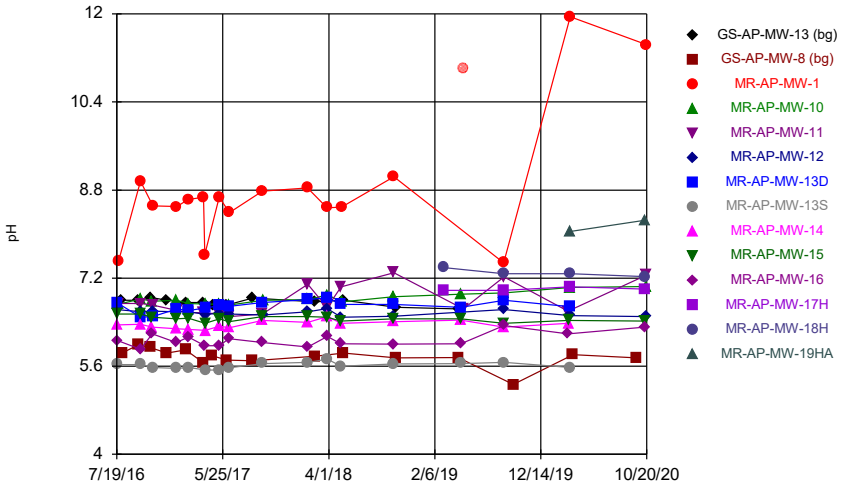


Constituent: pH Analysis Run 1/13/2021 12:42 PM

Plant Miller Client: Southern Company Data: Miller Ash Pond

Sanitas™ v.9.6.27b Groundwater Stats Consulting. UG

Time Series

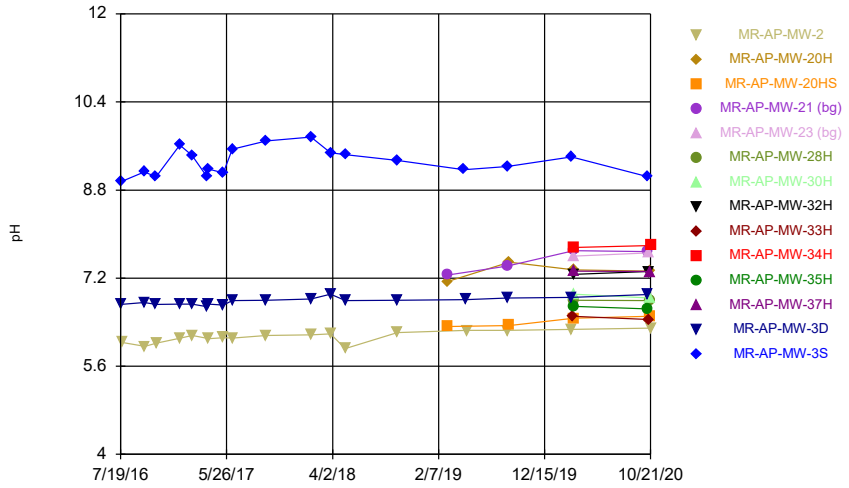


Constituent: pH Analysis Run 1/13/2021 12:42 PM

Plant Miller Client: Southern Company Data: Miller Ash Pond

Sanitas™ v.9.6.27b Groundwater Stats Consulting. UG

Time Series

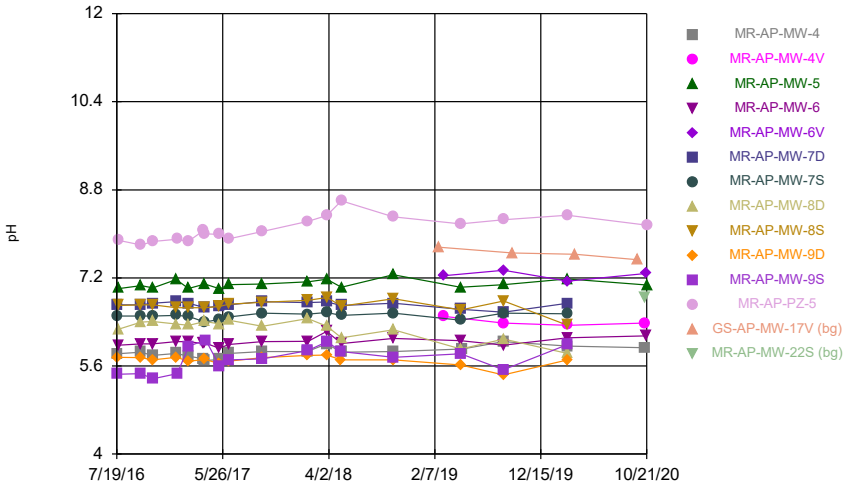


Constituent: pH Analysis Run 1/13/2021 12:42 PM

Plant Miller Client: Southern Company Data: Miller Ash Pond

Sanitas™ v.9.6.27b Groundwater Stats Consulting. UG

Time Series

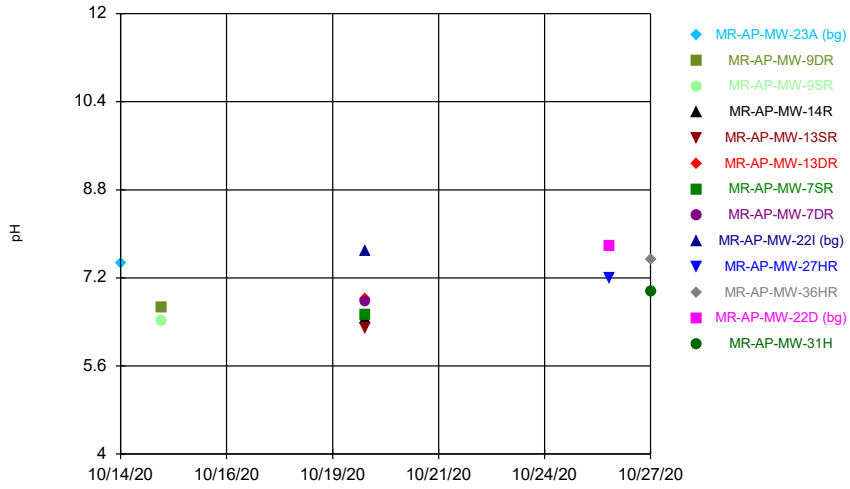


Constituent: pH Analysis Run 1/13/2021 12:42 PM

Plant Miller Client: Southern Company Data: Miller Ash Pond

Sanitas™ v.9.6.27b Groundwater Stats Consulting. UG
Hollow symbols indicate censored values.

## Time Series

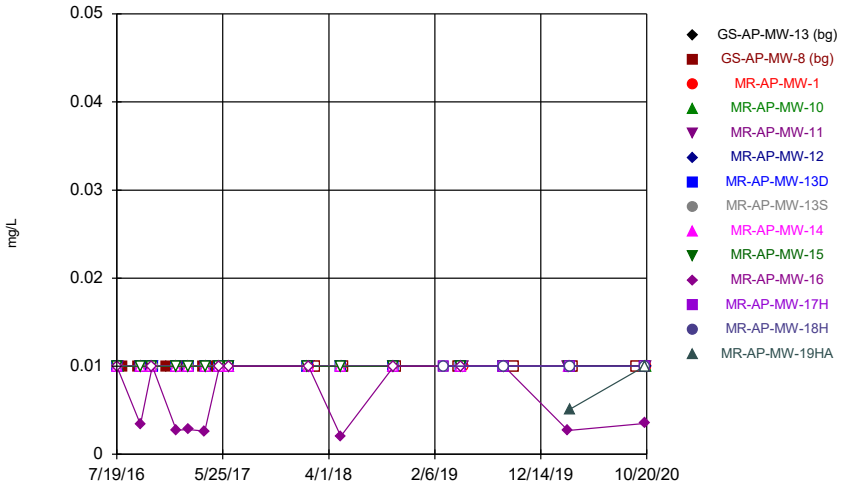


Constituent: Selenium Analysis Run 1/13/2021 12:42 PM
Plant Miller Client: Southern Company Data: Miller Ash Pond

Sanitas™ v.9.6.27b Groundwater Stats Consulting. UG
Hollow symbols indicate censored values.

## Time Series

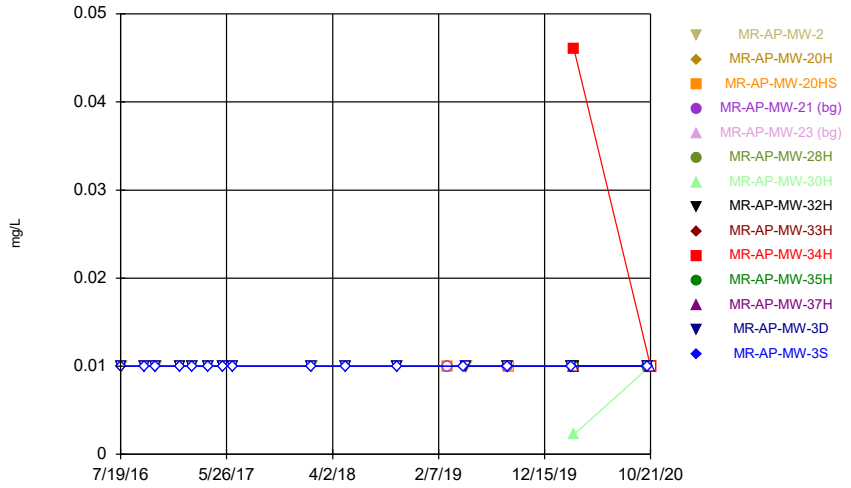


Constituent: Selenium Analysis Run 1/13/2021 12:42 PM
Plant Miller Client: Southern Company Data: Miller Ash Pond

Sanitas™ v.9.6.27b Groundwater Stats Consulting. UG
Hollow symbols indicate censored values.

## Time Series

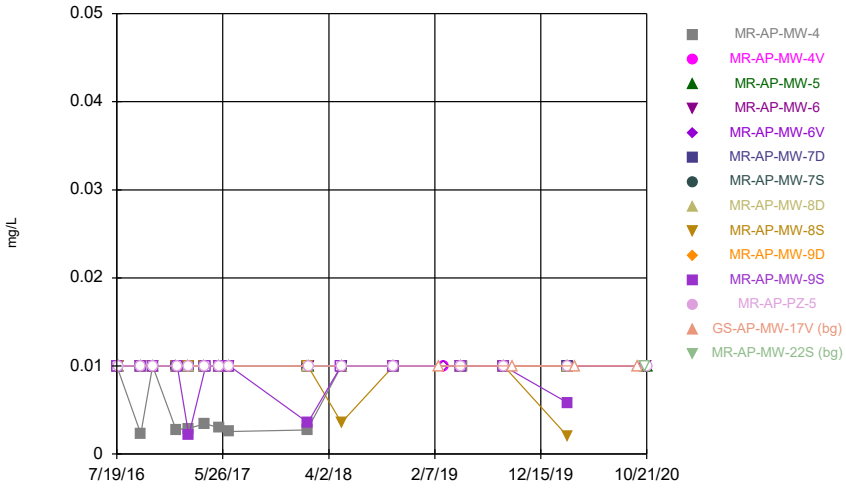


Constituent: Selenium Analysis Run 1/13/2021 12:42 PM
Plant Miller Client: Southern Company Data: Miller Ash Pond

Sanitas™ v.9.6.27b Groundwater Stats Consulting. UG
Hollow symbols indicate censored values.

## Time Series

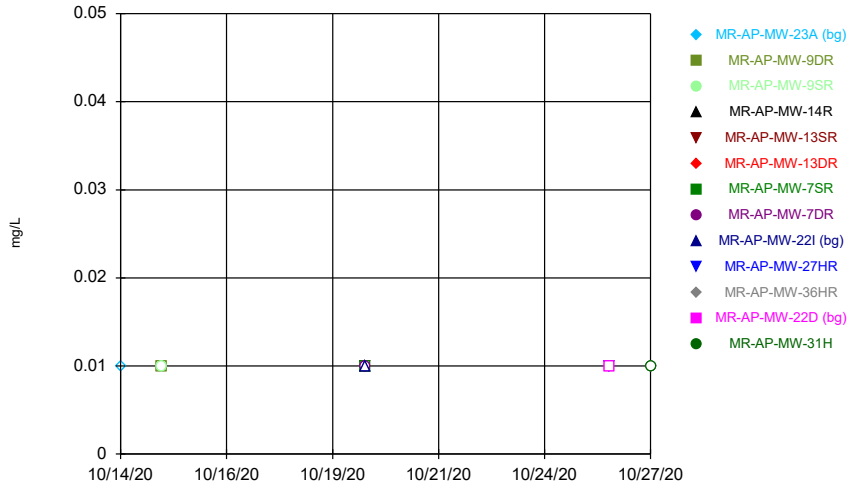


Constituent: Selenium Analysis Run 1/13/2021 12:42 PM
Plant Miller Client: Southern Company Data: Miller Ash Pond

Sanitas™ v.9.6.27b Groundwater Stats Consulting. UG

## Time Series

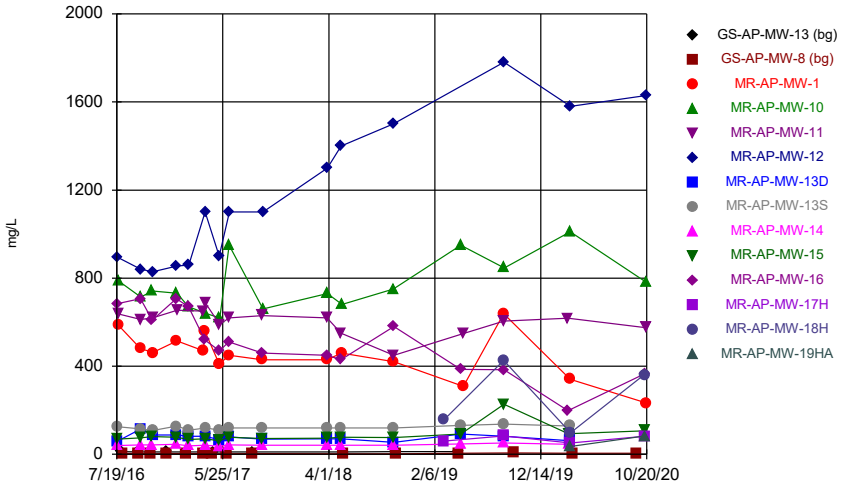


Constituent: Sulfate Analysis Run 1/13/2021 12:42 PM

Plant Miller Client: Southern Company Data: Miller Ash Pond

Sanitas™ v.9.6.27b Groundwater Stats Consulting. UG

## Time Series

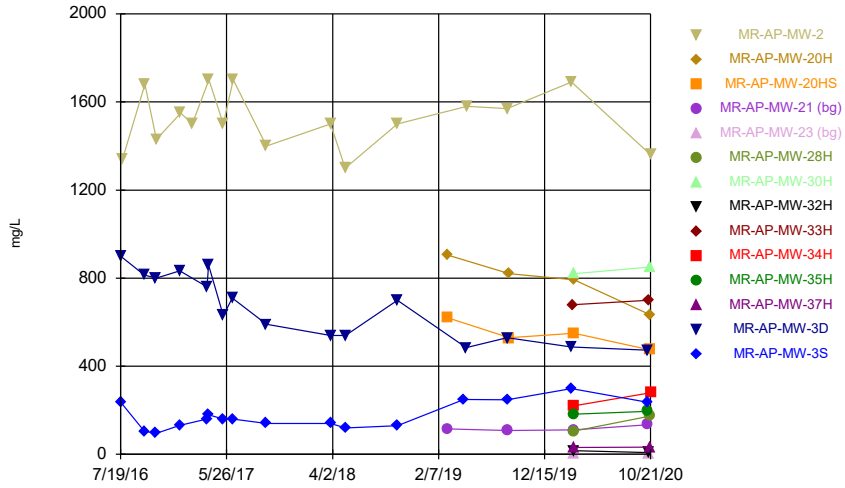


Constituent: Sulfate Analysis Run 1/13/2021 12:42 PM

Plant Miller Client: Southern Company Data: Miller Ash Pond

Sanitas™ v.9.6.27b Groundwater Stats Consulting. UG

## Time Series

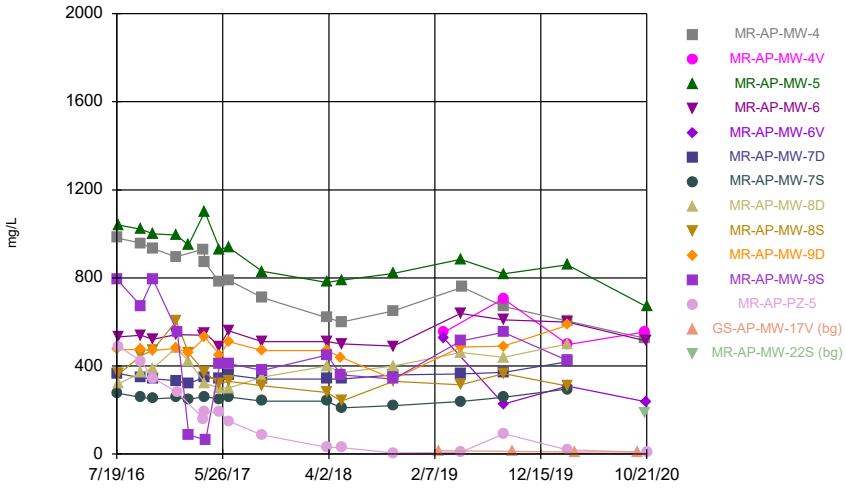


Constituent: Sulfate Analysis Run 1/13/2021 12:42 PM

Plant Miller Client: Southern Company Data: Miller Ash Pond

Sanitas™ v.9.6.27b Groundwater Stats Consulting. UG

## Time Series

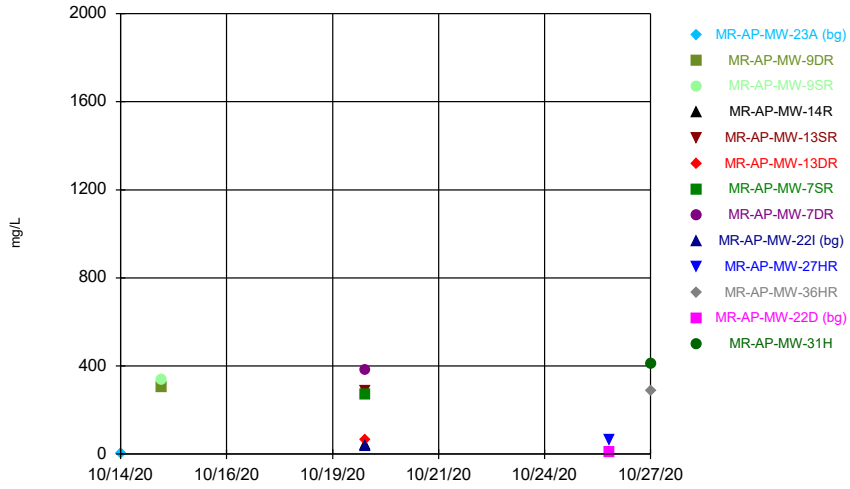


Constituent: Sulfate Analysis Run 1/13/2021 12:42 PM

Plant Miller Client: Southern Company Data: Miller Ash Pond

Sanitas™ v.9.6.27b Groundwater Stats Consulting. UG

## Time Series

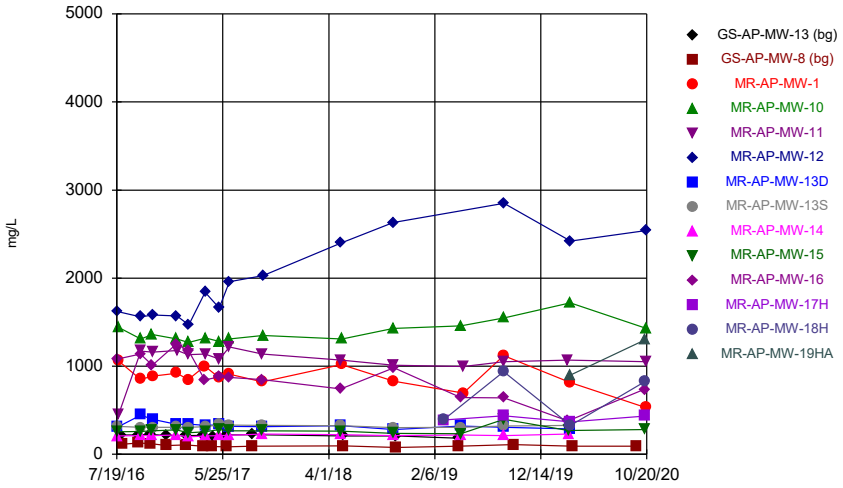


Constituent: TDS Analysis Run 1/13/2021 12:42 PM

Plant Miller Client: Southern Company Data: Miller Ash Pond

Sanitas™ v.9.6.27b Groundwater Stats Consulting. UG

## Time Series

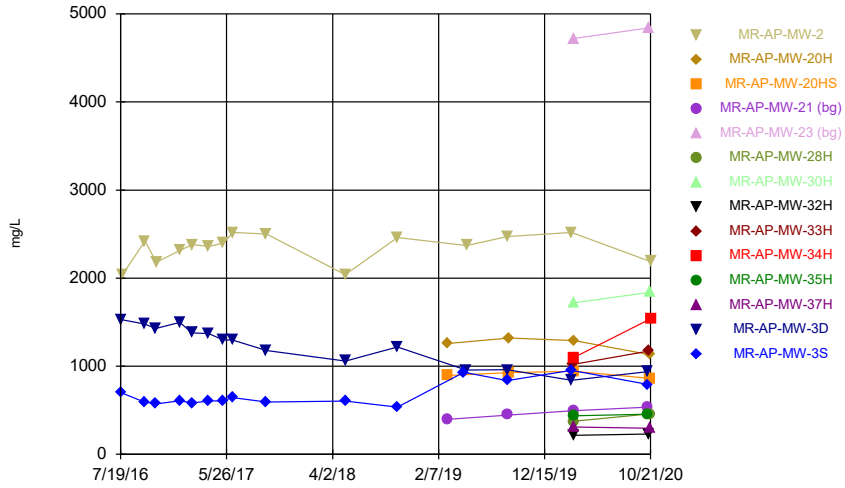


Constituent: TDS Analysis Run 1/13/2021 12:42 PM

Plant Miller Client: Southern Company Data: Miller Ash Pond

Sanitas™ v.9.6.27b Groundwater Stats Consulting. UG

## Time Series

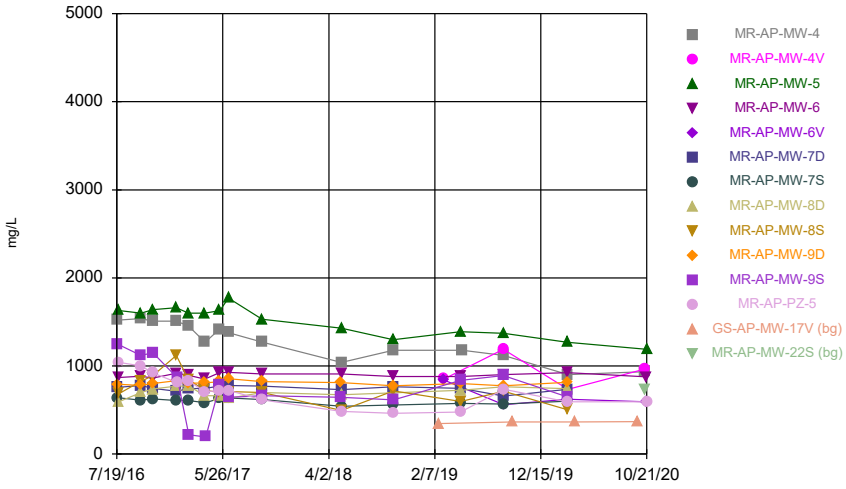


Constituent: TDS Analysis Run 1/13/2021 12:42 PM

Plant Miller Client: Southern Company Data: Miller Ash Pond

Sanitas™ v.9.6.27b Groundwater Stats Consulting. UG

## Time Series

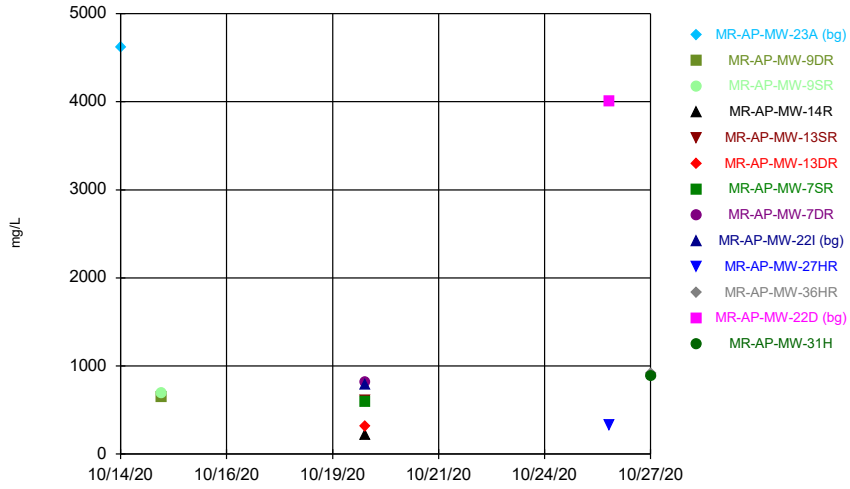


Constituent: TDS Analysis Run 1/13/2021 12:42 PM

Plant Miller Client: Southern Company Data: Miller Ash Pond

Sanitas™ v.9.6.27b Groundwater Stats Consulting. UG
Hollow symbols indicate censored values.

## Time Series

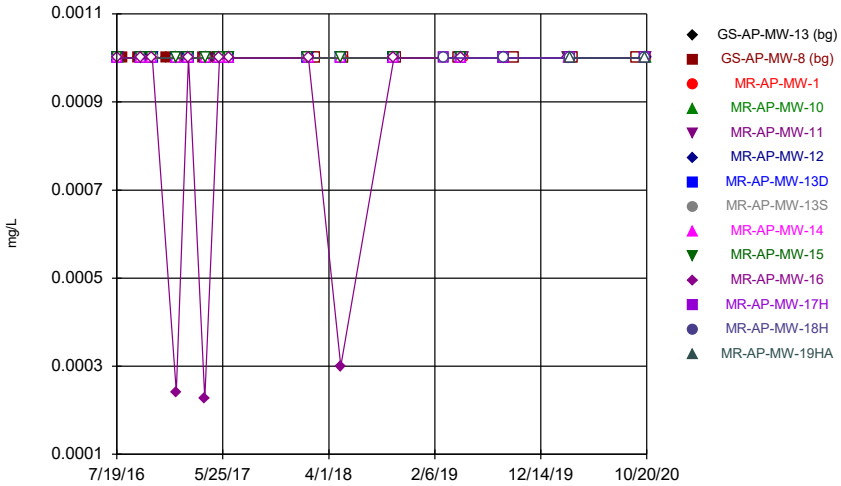


Constituent: Thallium Analysis Run 1/13/2021 12:42 PM
Plant Miller Client: Southern Company Data: Miller Ash Pond

Sanitas™ v.9.6.27b Groundwater Stats Consulting. UG
Hollow symbols indicate censored values.

## Time Series

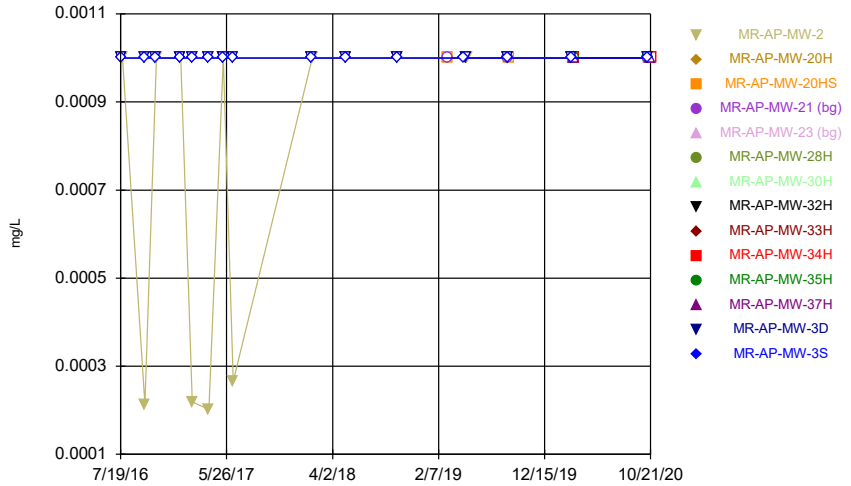


Constituent: Thallium Analysis Run 1/13/2021 12:42 PM
Plant Miller Client: Southern Company Data: Miller Ash Pond

Sanitas™ v.9.6.27b Groundwater Stats Consulting. UG
Hollow symbols indicate censored values.

## Time Series

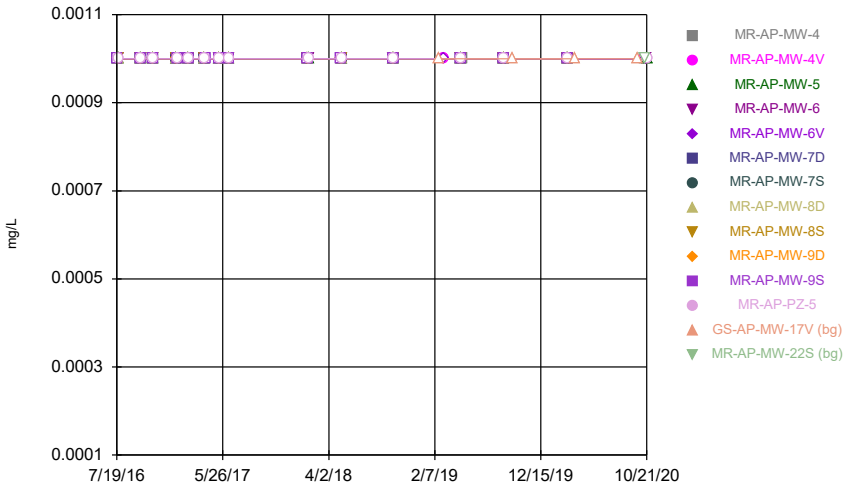


Constituent: Thallium Analysis Run 1/13/2021 12:42 PM
Plant Miller Client: Southern Company Data: Miller Ash Pond

Sanitas™ v.9.6.27b Groundwater Stats Consulting. UG
Hollow symbols indicate censored values.

## Time Series

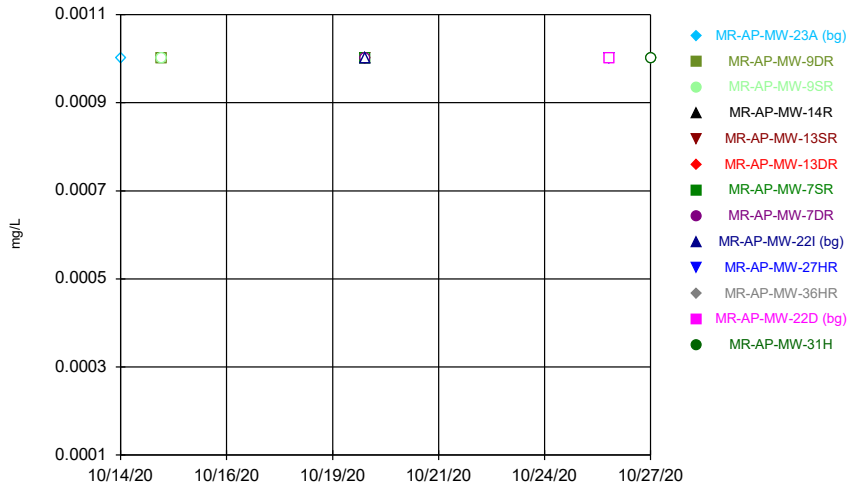


Constituent: Thallium Analysis Run 1/13/2021 12:42 PM
Plant Miller Client: Southern Company Data: Miller Ash Pond

# Time Series

Constituent: Antimony (mg/L) Analysis Run 1/13/2021 12:45 PM

Plant Miller Client: Southern Company Data: Miller Ash Pond

| | GS-AP-MW-13 (bg) | GS-AP-MW-8 (bg) | MR-AP-MW-1 | MR-AP-MW-10 | MR-AP-MW-11 | MR-AP-MW-12 | MR-AP-MW-13D | MR-AP-MW-13S | MR-AP-MW-14 |
|---|---|---|---|---|---|---|---|---|---|
| 7/19/2016 | | | | | | | | | |
| 7/20/2016 | | | | | | 0.00069 (J) | <0.003 | <0.003 | <0.003 |
| 7/25/2016 | | | <0.003 | <0.003 | <0.003 | | | | |
| 8/2/2016 | 0.003 | | | | | | | | |
| 8/3/2016 | | 0.003 | | | | | | | |
| 9/20/2016 | 0.003 | | | | | | | | |
| 9/21/2016 | | 0.003 | | | | | | | |
| 9/26/2016 | | | <0.003 | | | | | | <0.003 |
| 9/27/2016 | | | | <0.003 | <0.003 | 0.000757 (J) | <0.003 | <0.003 | |
| 10/25/2016 | 0.003 | 0.003 | | | | | | | |
| 10/31/2016 | | | | <0.003 | | | | | <0.003 |
| 11/1/2016 | | | | | <0.003 | <0.003 | <0.003 | <0.003 | |
| 11/2/2016 | | | <0.003 | | | | | | |
| 12/13/2016 | 0.003 | 0.00067 (J) | | | | | | | |
| 1/9/2017 | | | | | | | | | <0.003 |
| 1/11/2017 | | | <0.003 | <0.003 | | <0.003 | <0.003 | <0.003 | |
| 1/12/2017 | | | | | <0.003 | | | | |
| 2/6/2017 | | 0.003 | | | | | | | |
| 2/8/2017 | 0.003 | | | | | | | | |
| 2/13/2017 | | | <0.003 | | <0.003 | | | | |
| 2/14/2017 | | | | <0.003 | | | | | <0.003 |
| 2/15/2017 | | | | | | <0.003 | <0.003 | <0.003 | |
| 3/28/2017 | | 0.003 | | | | | | | |
| 3/29/2017 | 0.003 | | | | | | | | |
| 4/3/2017 | | | <0.003 | | | | | | |
| 4/4/2017 | | | | | <0.003 | 0.000652 (J) | <0.003 | | <0.003 |
| 4/6/2017 | | | | <0.003 | | | | <0.003 | |
| 4/24/2017 | | 0.003 | | | | | | | |
| 4/26/2017 | 0.003 | | | | | | | | |
| 5/15/2017 | | | <0.003 | | | 0.000849 (J) | | | |
| 5/16/2017 | | | | | <0.003 | | | | |
| 5/17/2017 | | | | <0.003 | | | <0.003 | <0.003 | <0.003 |
| 6/7/2017 | <0.003 | <0.003 | | | | | | | |
| 6/12/2017 | | | | | | | | | |
| 6/13/2017 | | | | <0.003 | | | <0.003 | <0.003 | <0.003 |
| 6/14/2017 | | | <0.003 | | <0.003 | <0.003 | | | |
| 1/30/2018 | | | | | | <0.003 | | | |
| 1/31/2018 | | | | <0.003 | | | <0.003 | <0.003 | |
| 2/1/2018 | | | <0.003 | | <0.003 | | | | <0.003 |
| 2/19/2018 | | <0.003 | | | | | | | |
| 2/20/2018 | <0.003 | | | | | | | | |
| 5/7/2018 | | | | | | | | | |
| 5/8/2018 | | | | | <0.003 | <0.003 | <0.003 | <0.003 | <0.003 |
| 5/9/2018 | | | <0.003 | | | | | | |
| 5/10/2018 | | | | <0.003 | | | | | |
| 5/15/2018 | <0.003 | <0.003 | | | | | | | |
| 10/8/2018 | | | | <0.003 | | <0.003 | | | |
| 10/9/2018 | | | <0.003 | | <0.003 | | <0.003 | <0.003 | <0.003 |
| 10/16/2018 | | <0.003 | | | | | | | |
| 10/17/2018 | <0.003 | | | | | | | | |
| 3/6/2019 | | | | | | | | | |
| 4/16/2019 | <0.003 | <0.003 | | | | | | | |

# Time Series

Constituent: Antimony (mg/L) Analysis Run 1/13/2021 12:45 PM

Plant Miller Client: Southern Company Data: Miller Ash Pond

| | GS-AP-MW-13 (bg) | GS-AP-MW-8 (bg) | MR-AP-MW-1 | MR-AP-MW-10 | MR-AP-MW-11 | MR-AP-MW-12 | MR-AP-MW-13D | MR-AP-MW-13S | MR-AP-MW-14 |
|---|---|---|---|---|---|---|---|---|---|
| 4/24/2019 | | | | <0.003 | | | <0.003 | <0.003 | <0.003 |
| 5/1/2019 | | | <0.003 | | <0.003 | | | | |
| 8/27/2019 | | | <0.003 | | | | | | |
| 8/28/2019 | | | | | <0.003 | <0.003 | | | <0.003 |
| 8/29/2019 | | | | <0.003 | | | <0.003 | <0.003 | |
| 9/24/2019 | | <0.003 | | | | | | | |
| 3/3/2020 | | | | | <0.003 | | | | |
| 3/4/2020 | | | | | | | | | <0.003 |
| 3/9/2020 | | | <0.003 | <0.003 | | | <0.003 | <0.003 | |
| 3/10/2020 | | | | | | <0.003 | | | |
| 3/18/2020 | | <0.003 | | | | | | | |
| 9/21/2020 | | <0.003 | | | | | | | |
| 10/13/2020 | | | | | | | | | |
| 10/14/2020 | | | | | | | | | |
| 10/19/2020 | | | <0.003 | <0.003 | | <0.003 | | | |
| 10/20/2020 | | | | | <0.003 | | | | |

# Time Series

Constituent: Antimony (mg/L) Analysis Run 1/13/2021 12:45 PM

Plant Miller Client: Southern Company Data: Miller Ash Pond

| | MR-AP-MW-15 | MR-AP-MW-16 | MR-AP-MW-17H | MR-AP-MW-18H | MR-AP-MW-19HA |
|---|---|---|---|---|---|
| 7/19/2016 | <0.003 | <0.003 | | | |
| 7/20/2016 | | | | | |
| 7/25/2016 | | | | | |
| 8/2/2016 | | | | | |
| 8/3/2016 | | | | | |
| 9/20/2016 | | | | | |
| 9/21/2016 | | | | | |
| 9/26/2016 | <0.003 | <0.003 | | | |
| 9/27/2016 | | | | | |
| 10/25/2016 | | | | | |
| 10/31/2016 | <0.003 | <0.003 | | | |
| 11/1/2016 | | | | | |
| 11/2/2016 | | | | | |
| 12/13/2016 | | | | | |
| 1/9/2017 | <0.003 | <0.003 | | | |
| 1/11/2017 | | | | | |
| 1/12/2017 | | | | | |
| 2/6/2017 | | | | | |
| 2/8/2017 | | | | | |
| 2/13/2017 | | | | | |
| 2/14/2017 | <0.003 | 0.000801 (J) | | | |
| 2/15/2017 | | | | | |
| 3/28/2017 | | | | | |
| 3/29/2017 | | | | | |
| 4/3/2017 | | <0.003 | | | |
| 4/4/2017 | <0.003 | | | | |
| 4/6/2017 | | | | | |
| 4/24/2017 | | | | | |
| 4/26/2017 | | | | | |
| 5/15/2017 | | | | | |
| 5/16/2017 | <0.003 | <0.003 | | | |
| 5/17/2017 | | | | | |
| 6/7/2017 | | | | | |
| 6/12/2017 | <0.003 | <0.003 | | | |
| 6/13/2017 | | | | | |
| 6/14/2017 | | | | | |
| 1/30/2018 | | | | | |
| 1/31/2018 | <0.003 | | | | |
| 2/1/2018 | | <0.003 | | | |
| 2/19/2018 | | | | | |
| 2/20/2018 | | | | | |
| 5/7/2018 | <0.003 | <0.003 | | | |
| 5/8/2018 | | | | | |
| 5/9/2018 | | | | | |
| 5/10/2018 | | | | | |
| 5/15/2018 | | | | | |
| 10/8/2018 | | | | | |
| 10/9/2018 | <0.003 | <0.003 | | | |
| 10/16/2018 | | | | | |
| 10/17/2018 | | | | | |
| 3/6/2019 | | | <0.003 | <0.003 | |
| 4/16/2019 | | | | | |

# Time Series

Constituent: Antimony (mg/L) Analysis Run 1/13/2021 12:45 PM

Plant Miller Client: Southern Company Data: Miller Ash Pond

| | MR-AP-MW-15 | MR-AP-MW-16 | MR-AP-MW-17H | MR-AP-MW-18H | MR-AP-MW-19HA |
|---|---|---|---|---|---|
| 4/24/2019 | <0.003 | 0.00107 (J) | | | |
| 5/1/2019 | | | | | |
| 8/27/2019 | | | <0.003 | <0.003 | |
| 8/28/2019 | <0.003 | <0.003 | | | |
| 8/29/2019 | | | | | |
| 9/24/2019 | | | | | |
| 3/3/2020 | | <0.003 | | | |
| 3/4/2020 | <0.003 | | | | |
| 3/9/2020 | | | | | <0.003 |
| 3/10/2020 | | | <0.003 | <0.003 | |
| 3/18/2020 | | | | | |
| 9/21/2020 | | | | | |
| 10/13/2020 | <0.003 | <0.003 | <0.003 | <0.003 | |
| 10/14/2020 | | | | | <0.003 |
| 10/19/2020 | | | | | |
| 10/20/2020 | | | | | |

# Time Series

Constituent: Antimony (mg/L) Analysis Run 1/13/2021 12:45 PM

Plant Miller Client: Southern Company Data: Miller Ash Pond

| | MR-AP-MW-2 | MR-AP-MW-20H | MR-AP-MW-20HS | MR-AP-MW-21 (bg) | MR-AP-MW-23 (bg) | MR-AP-MW-28H | MR-AP-MW-30H | MR-AP-MW-32H | MR-AP-MW-33H |
|---|---|---|---|---|---|---|---|---|---|
| 7/19/2016 | | | | | | | | | |
| 7/25/2016 | <0.003 | | | | | | | | |
| 9/26/2016 | | | | | | | | | |
| 9/28/2016 | <0.003 | | | | | | | | |
| 10/31/2016 | | | | | | | | | |
| 11/1/2016 | <0.003 | | | | | | | | |
| 1/9/2017 | | | | | | | | | |
| 1/11/2017 | <0.003 | | | | | | | | |
| 2/13/2017 | | | | | | | | | |
| 2/14/2017 | <0.003 | | | | | | | | |
| 4/3/2017 | | | | | | | | | |
| 4/4/2017 | <0.003 | | | | | | | | |
| 5/16/2017 | <0.003 | | | | | | | | |
| 6/12/2017 | | | | | | | | | |
| 6/14/2017 | <0.003 | | | | | | | | |
| 1/29/2018 | | | | | | | | | |
| 2/1/2018 | <0.003 | | | | | | | | |
| 5/9/2018 | <0.003 | | | | | | | | |
| 5/10/2018 | | | | | | | | | |
| 10/9/2018 | <0.003 | | | | | | | | |
| 3/6/2019 | | <0.003 | <0.003 | <0.003 | | | | | |
| 4/22/2019 | | | | | | | | | |
| 4/29/2019 | | | | | | | | | |
| 5/1/2019 | <0.003 | | | | | | | | |
| 8/27/2019 | <0.003 | | | | | | | | |
| 8/28/2019 | | | | <0.003 | | | | | |
| 9/3/2019 | | <0.003 | <0.003 | | | | | | |
| 3/3/2020 | <0.003 | | | | | | | | |
| 3/5/2020 | | | | | | | | | <0.003 |
| 3/9/2020 | | | | <0.003 | <0.003 | <0.003 | | | |
| 3/10/2020 | | <0.003 | <0.003 | | | | <0.003 | <0.003 | |
| 10/13/2020 | | | | <0.003 | | | | | |
| 10/14/2020 | | | | | <0.003 | | | | <0.003 |
| 10/15/2020 | | | | | | | | <0.003 | |
| 10/19/2020 | | <0.003 | <0.003 | | | <0.003 | | | |
| 10/20/2020 | | | | | | | <0.003 | | |
| 10/21/2020 | <0.003 | | | | | | | | |

# Time Series

Constituent: Antimony (mg/L) Analysis Run 1/13/2021 12:45 PM

Plant Miller Client: Southern Company Data: Miller Ash Pond

| | MR-AP-MW-34H | MR-AP-MW-35H | MR-AP-MW-37H | MR-AP-MW-3D | MR-AP-MW-3S |
|---|---|---|---|---|---|
| 7/19/2016 | | | | 0.000725 (J) | 0.000787 (J) |
| 7/25/2016 | | | | | |
| 9/26/2016 | | | | <0.003 | <0.003 |
| 9/28/2016 | | | | | |
| 10/31/2016 | | | | <0.003 | <0.003 |
| 11/1/2016 | | | | | |
| 1/9/2017 | | | | <0.003 | <0.003 |
| 1/11/2017 | | | | | |
| 2/13/2017 | | | | <0.003 | <0.003 |
| 2/14/2017 | | | | | |
| 4/3/2017 | | | | <0.003 | <0.003 |
| 4/4/2017 | | | | | |
| 5/16/2017 | | | | <0.003 | <0.003 |
| 6/12/2017 | | | | <0.003 | <0.003 |
| 6/14/2017 | | | | | |
| 1/29/2018 | | | | <0.003 | <0.003 |
| 2/1/2018 | | | | | |
| 5/9/2018 | | | | | |
| 5/10/2018 | | | | <0.003 | <0.003 |
| 10/9/2018 | | | | <0.003 | <0.003 |
| 3/6/2019 | | | | | |
| 4/22/2019 | | | | | 0.00126 (J) |
| 4/29/2019 | | | | 0.00118 (J) | |
| 5/1/2019 | | | | | |
| 8/27/2019 | | | | <0.003 | <0.003 |
| 8/28/2019 | | | | | |
| 9/3/2019 | | | | | |
| 3/3/2020 | | | | <0.003 | <0.003 |
| 3/5/2020 | | | | | |
| 3/9/2020 | <0.003 | | 0.00201 (J) | | |
| 3/10/2020 | | <0.003 | | | |
| 10/13/2020 | | <0.003 | | <0.003 | <0.003 |
| 10/14/2020 | | | | | |
| 10/15/2020 | | | | | |
| 10/19/2020 | | | 0.0015 (J) | | |
| 10/20/2020 | | | | | |
| 10/21/2020 | <0.003 | | | | |

# Time Series

Constituent: Antimony (mg/L) Analysis Run 1/13/2021 12:45 PM

Plant Miller Client: Southern Company Data: Miller Ash Pond

| | MR-AP-MW-4 | MR-AP-MW-4V | MR-AP-MW-5 | MR-AP-MW-6 | MR-AP-MW-6V | MR-AP-MW-7D | MR-AP-MW-7S | MR-AP-MW-8D | MR-AP-MW-8S |
|---|---|---|---|---|---|---|---|---|---|
| 7/19/2016 | <0.003 | | | | | | | | |
| 7/20/2016 | | | | | | | | | |
| 7/21/2016 | | | | | | <0.003 | <0.003 | | |
| 7/25/2016 | | | | | | | | <0.003 | <0.003 |
| 7/26/2016 | | | <0.003 | <0.003 | | | | | |
| 9/27/2016 | <0.003 | | | | | <0.003 | <0.003 | | 0.00062 (J) |
| 9/28/2016 | | | <0.003 | <0.003 | | | | <0.003 | |
| 11/1/2016 | <0.003 | | | <0.003 | | <0.003 | <0.003 | <0.003 | <0.003 |
| 11/2/2016 | | | <0.003 | | | | | | |
| 1/9/2017 | <0.003 | | | <0.003 | | | | | |
| 1/10/2017 | | | <0.003 | | | <0.003 | <0.003 | <0.003 | <0.003 |
| 1/12/2017 | | | | | | | | | |
| 2/13/2017 | <0.003 | | | <0.003 | | | | | |
| 2/14/2017 | | | <0.003 | | | <0.003 | <0.003 | | <0.003 |
| 2/15/2017 | | | | | | | | <0.003 | |
| 4/3/2017 | | | <0.003 | <0.003 | | | | | |
| 4/4/2017 | <0.003 | | | | | <0.003 | <0.003 | <0.003 | <0.003 |
| 4/6/2017 | | | | | | | | | |
| 5/16/2017 | <0.003 | | | <0.003 | | <0.003 | <0.003 | | 0.000683 (J) |
| 5/17/2017 | | | <0.003 | | | | | <0.003 | |
| 6/12/2017 | <0.003 | | <0.003 | <0.003 | | | | | |
| 6/13/2017 | | | | | | <0.003 | <0.003 | <0.003 | <0.003 |
| 6/14/2017 | | | | | | | | | |
| 1/29/2018 | <0.003 | | | | | <0.003 | | | |
| 1/30/2018 | | | | | | | <0.003 | <0.003 | <0.003 |
| 2/1/2018 | | | <0.003 | <0.003 | | | | | |
| 5/8/2018 | | | | | | | | | |
| 5/9/2018 | <0.003 | | <0.003 | <0.003 | | <0.003 | <0.003 | <0.003 | 0.000744 (J) |
| 10/8/2018 | <0.003 | | <0.003 | <0.003 | | | | | |
| 10/9/2018 | | | | | | <0.003 | <0.003 | <0.003 | <0.003 |
| 2/20/2019 | | | | | | | | | |
| 3/5/2019 | | 0.000933 (J) | | | <0.003 | | | | |
| 4/23/2019 | | | <0.003 | <0.003 | | | | | |
| 4/24/2019 | | | | | | <0.003 | <0.003 | <0.003 | 0.000999 (J) |
| 4/29/2019 | <0.003 | | | | | | | | |
| 8/27/2019 | <0.003 | <0.003 | | | | | | | |
| 8/28/2019 | | | <0.003 | <0.003 | <0.003 | <0.003 | <0.003 | <0.003 | <0.003 |
| 8/29/2019 | | | | | | | | | |
| 9/24/2019 | | | | | | | | | |
| 3/2/2020 | | | <0.003 | | | | | | |
| 3/3/2020 | | | | <0.003 | <0.003 | <0.003 | <0.003 | <0.003 | 0.0012 (J) |
| 3/4/2020 | <0.003 | <0.003 | | | | | | | |
| 3/25/2020 | | | | | | | | | |
| 9/23/2020 | | | | | | | | | |
| 10/14/2020 | <0.003 | <0.003 | | | | | | | |
| 10/19/2020 | | | | | <0.003 | | | | |
| 10/20/2020 | | | | <0.003 | | | | | |
| 10/21/2020 | | | <0.003 | | | | | | |

# Time Series

Constituent: Antimony (mg/L) Analysis Run 1/13/2021 12:45 PM

Plant Miller Client: Southern Company Data: Miller Ash Pond

| | MR-AP-MW-9D | MR-AP-MW-9S | MR-AP-PZ-5 | GS-AP-MW-17V ... | MR-AP-MW-22S ... |
|---|---|---|---|---|---|
| 7/19/2016 | | | | | |
| 7/20/2016 | <0.003 | <0.003 | | | |
| 7/21/2016 | | | | | |
| 7/25/2016 | | | | | |
| 7/26/2016 | | | <0.003 | | |
| 9/27/2016 | | <0.003 | | | |
| 9/28/2016 | <0.003 | | <0.003 | | |
| 11/1/2016 | <0.003 | | | | |
| 11/2/2016 | | <0.003 | <0.003 | | |
| 1/9/2017 | | | | | |
| 1/10/2017 | <0.003 | | | | |
| 1/12/2017 | | <0.003 | 0.000701 (J) | | |
| 2/13/2017 | | | 0.00166 (J) | | |
| 2/14/2017 | | | | | |
| 2/15/2017 | <0.003 | <0.003 | | | |
| 4/3/2017 | | | 0.0008 (J) | | |
| 4/4/2017 | <0.003 | | | | |
| 4/6/2017 | | <0.003 | | | |
| 5/16/2017 | | | | | |
| 5/17/2017 | <0.003 | <0.003 | 0.000975 (J) | | |
| 6/12/2017 | | | 0.00107 (J) | | |
| 6/13/2017 | <0.003 | | | | |
| 6/14/2017 | | <0.003 | | | |
| 1/29/2018 | | | | | |
| 1/30/2018 | <0.003 | <0.003 | | | |
| 2/1/2018 | | | <0.003 | | |
| 5/8/2018 | <0.003 | <0.003 | | | |
| 5/9/2018 | | | 0.00103 (J) | | |
| 10/8/2018 | | | <0.003 | | |
| 10/9/2018 | <0.003 | <0.003 | | | |
| 2/20/2019 | | | | 0.00115 (J) | |
| 3/5/2019 | | | | | |
| 4/23/2019 | | | 0.0009 (J) | | |
| 4/24/2019 | <0.003 | <0.003 | | | |
| 4/29/2019 | | | | | |
| 8/27/2019 | <0.003 | <0.003 | | | |
| 8/28/2019 | | | | | |
| 8/29/2019 | | | <0.003 | | |
| 9/24/2019 | | | | <0.003 | |
| 3/2/2020 | | | <0.003 | | |
| 3/3/2020 | <0.003 | <0.003 | | | |
| 3/4/2020 | | | | | |
| 3/25/2020 | | | | <0.003 | |
| 9/23/2020 | | | | <0.003 | |
| 10/14/2020 | | | | | <0.003 |
| 10/19/2020 | | | | | |
| 10/20/2020 | | | | | |
| 10/21/2020 | | | <0.003 | | |

# Time Series

Constituent: Antimony (mg/L) Analysis Run 1/13/2021 12:45 PM

Plant Miller Client: Southern Company Data: Miller Ash Pond

| | MR-AP-MW-23A ... | MR-AP-MW-9DR | MR-AP-MW-9SR | MR-AP-MW-14R | MR-AP-MW-13SR | MR-AP-MW-13DR | MR-AP-MW-7SR | MR-AP-MW-7DR | MR-AP-MW-22I ... |
|---|---|---|---|---|---|---|---|---|---|
| 10/14/2020 | <0.003 | | | | | | | | |
| 10/15/2020 | | <0.003 | <0.003 | | | | | | |
| 10/20/2020 | | | | <0.003 | <0.003 | <0.003 | <0.003 | <0.003 | <0.003 |
| 10/26/2020 | | | | | | | | | |
| 10/27/2020 | | | | | | | | | |

# Time Series

Constituent: Antimony (mg/L) Analysis Run 1/13/2021 12:45 PM

Plant Miller Client: Southern Company Data: Miller Ash Pond

| | MR-AP-MW-27HR | MR-AP-MW-36HR | MR-AP-MW-22D ... | MR-AP-MW-31H |
|---|---|---|---|---|
| 10/14/2020 | | | | |
| 10/15/2020 | | | | |
| 10/20/2020 | | | | |
| 10/26/2020 | <0.003 | | <0.003 | |
| 10/27/2020 | | <0.003 | | <0.003 |

# Time Series

Constituent: Arsenic (mg/L) Analysis Run 1/13/2021 12:45 PM

Plant Miller Client: Southern Company Data: Miller Ash Pond

| | GS-AP-MW-13 (bg) | GS-AP-MW-8 (bg) | MR-AP-MW-1 | MR-AP-MW-10 | MR-AP-MW-11 | MR-AP-MW-12 | MR-AP-MW-13D | MR-AP-MW-13S | MR-AP-MW-14 |
|---|---|---|---|---|---|---|---|---|---|
| 7/19/2016 | | | | | | | | | |
| 7/20/2016 | | | | | | 0.00169 (J) | 0.00239 (J) | 0.00346 (J) | <0.005 |
| 7/25/2016 | | | 0.0046 (J) | 0.00272 (J) | <0.005 | | | | |
| 8/2/2016 | 0.005 | | | | | | | | |
| 8/3/2016 | | 0.00214 (J) | | | | | | | |
| 9/20/2016 | 0.005 | | | | | | | | |
| 9/21/2016 | | 0.00112 (J) | | | | | | | |
| 9/26/2016 | | | 0.00317 (J) | | | | | | <0.005 |
| 9/27/2016 | | | | 0.00246 (J) | <0.005 | 0.00187 (J) | 0.00241 (J) | 0.00306 (J) | |
| 10/25/2016 | 0.005 | 0.005 | | | | | | | |
| 10/31/2016 | | | | 0.00261 (J) | | | | | <0.005 |
| 11/1/2016 | | | | | <0.005 | 0.00203 (J) | 0.00315 (J) | 0.00333 (J) | |
| 11/2/2016 | | | 0.00321 (J) | | | | | | |
| 12/13/2016 | 0.005 | 0.005 | | | | | | | |
| 1/9/2017 | | | | | | | | | <0.005 |
| 1/11/2017 | | | 0.00286 (J) | 0.00291 (J) | | 0.00196 (J) | 0.00197 (J) | 0.00331 (J) | |
| 1/12/2017 | | | | | <0.005 | | | | |
| 2/6/2017 | | 0.00111 (J) | | | | | | | |
| 2/8/2017 | 0.005 | | | | | | | | |
| 2/13/2017 | | | 0.0024 (J) | | <0.005 | | | | |
| 2/14/2017 | | | | 0.00272 (J) | | | | | <0.005 |
| 2/15/2017 | | | | | | 0.00189 (J) | 0.00253 (J) | 0.00367 (J) | |
| 3/28/2017 | | 0.00109 (J) | | | | | | | |
| 3/29/2017 | 0.005 | | | | | | | | |
| 4/3/2017 | | | 0.00232 (J) | | | | | | |
| 4/4/2017 | | | | | <0.005 | 0.00186 (J) | 0.00179 (J) | | <0.005 |
| 4/6/2017 | | | | 0.00235 (J) | | | | 0.00321 (J) | |
| 4/24/2017 | | 0.005 | | | | | | | |
| 4/26/2017 | 0.005 | | | | | | | | |
| 5/15/2017 | | | 0.00183 (J) | | | 0.00167 (J) | | | |
| 5/16/2017 | | | | | <0.005 | | | | |
| 5/17/2017 | | | | 0.00213 (J) | | | 0.0015 (J) | 0.00306 (J) | <0.005 |
| 6/7/2017 | <0.005 | <0.005 | | | | | | | |
| 6/12/2017 | | | | | | | | | |
| 6/13/2017 | | | | 0.00218 (J) | | | 0.00157 (J) | 0.00337 (J) | <0.005 |
| 6/14/2017 | | | 0.00151 (J) | | <0.005 | 0.00161 (J) | | | |
| 1/30/2018 | | | | | | 0.00189 (J) | | | |
| 1/31/2018 | | | | 0.00229 (J) | | | 0.00196 (J) | 0.00394 (J) | |
| 2/1/2018 | | | 0.00284 (J) | | <0.005 | | | | <0.005 |
| 2/19/2018 | | <0.005 | | | | | | | |
| 2/20/2018 | <0.005 | | | | | | | | |
| 5/7/2018 | | | | | | | | | |
| 5/8/2018 | | | | | <0.005 | 0.00222 (J) | 0.00227 (J) | 0.00384 (J) | <0.005 |
| 5/9/2018 | | | 0.00109 (J) | | | | | | |
| 5/10/2018 | | | | 0.00215 (J) | | | | | |
| 5/15/2018 | <0.005 | <0.005 | | | | | | | |
| 10/8/2018 | | | | 0.00184 (J) | | 0.0024 (J) | | | |
| 10/9/2018 | | | 0.00174 (J) | | <0.005 | | 0.00272 (J) | 0.00362 (J) | <0.005 |
| 10/16/2018 | | <0.005 | | | | | | | |
| 10/17/2018 | <0.005 | | | | | | | | |
| 3/6/2019 | | | | | | | | | |
| 4/16/2019 | <0.005 | <0.005 | | | | | | | |

# Time Series

Constituent: Arsenic (mg/L) Analysis Run 1/13/2021 12:45 PM

Plant Miller Client: Southern Company Data: Miller Ash Pond

| | GS-AP-MW-13 (bg) | GS-AP-MW-8 (bg) | MR-AP-MW-1 | MR-AP-MW-10 | MR-AP-MW-11 | MR-AP-MW-12 | MR-AP-MW-13D | MR-AP-MW-13S | MR-AP-MW-14 |
|---|---|---|---|---|---|---|---|---|---|
| 4/24/2019 | | | | 0.00193 (J) | | | 0.00439 (J) | 0.00362 (J) | <0.005 |
| 5/1/2019 | | | 0.00229 (J) | | <0.005 | | | | |
| 8/27/2019 | | | 0.00211 (J) | | | | | | |
| 8/28/2019 | | | | | <0.005 | 0.00297 (J) | | | <0.005 |
| 8/29/2019 | | | | 0.00177 (J) | | | 0.00296 (J) | 0.00453 (J) | |
| 9/24/2019 | | <0.005 | | | | | | | |
| 3/3/2020 | | | | | <0.005 | | | | |
| 3/4/2020 | | | | | | | | | <0.005 |
| 3/9/2020 | | | 0.0058 | 0.0018 (J) | | | 0.00866 | 0.00403 (J) | |
| 3/10/2020 | | | | | | 0.00353 (J) | | | |
| 3/18/2020 | | <0.005 | | | | | | | |
| 9/21/2020 | | <0.005 | | | | | | | |
| 10/13/2020 | | | | | | | | | |
| 10/14/2020 | | | | | | | | | |
| 10/19/2020 | | | 0.00351 (J) | 0.00186 (J) | | 0.00463 (J) | | | |
| 10/20/2020 | | | | | <0.005 | | | | |

# Time Series

Constituent: Arsenic (mg/L) Analysis Run 1/13/2021 12:45 PM

Plant Miller Client: Southern Company Data: Miller Ash Pond

| | MR-AP-MW-15 | MR-AP-MW-16 | MR-AP-MW-17H | MR-AP-MW-18H | MR-AP-MW-19HA |
|---|---|---|---|---|---|
| 7/19/2016 | <0.005 | 0.00159 (J) | | | |
| 7/20/2016 | | | | | |
| 7/25/2016 | | | | | |
| 8/2/2016 | | | | | |
| 8/3/2016 | | | | | |
| 9/20/2016 | | | | | |
| 9/21/2016 | | | | | |
| 9/26/2016 | <0.005 | <0.005 | | | |
| 9/27/2016 | | | | | |
| 10/25/2016 | | | | | |
| 10/31/2016 | <0.005 | <0.005 | | | |
| 11/1/2016 | | | | | |
| 11/2/2016 | | | | | |
| 12/13/2016 | | | | | |
| 1/9/2017 | <0.005 | <0.005 | | | |
| 1/11/2017 | | | | | |
| 1/12/2017 | | | | | |
| 2/6/2017 | | | | | |
| 2/8/2017 | | | | | |
| 2/13/2017 | | | | | |
| 2/14/2017 | <0.005 | <0.005 | | | |
| 2/15/2017 | | | | | |
| 3/28/2017 | | | | | |
| 3/29/2017 | | | | | |
| 4/3/2017 | | <0.005 | | | |
| 4/4/2017 | <0.005 | | | | |
| 4/6/2017 | | | | | |
| 4/24/2017 | | | | | |
| 4/26/2017 | | | | | |
| 5/15/2017 | | | | | |
| 5/16/2017 | <0.005 | <0.005 | | | |
| 5/17/2017 | | | | | |
| 6/7/2017 | | | | | |
| 6/12/2017 | <0.005 | <0.005 | | | |
| 6/13/2017 | | | | | |
| 6/14/2017 | | | | | |
| 1/30/2018 | | | | | |
| 1/31/2018 | <0.005 | | | | |
| 2/1/2018 | | <0.005 | | | |
| 2/19/2018 | | | | | |
| 2/20/2018 | | | | | |
| 5/7/2018 | <0.005 | <0.005 | | | |
| 5/8/2018 | | | | | |
| 5/9/2018 | | | | | |
| 5/10/2018 | | | | | |
| 5/15/2018 | | | | | |
| 10/8/2018 | | | | | |
| 10/9/2018 | <0.005 | <0.005 | | | |
| 10/16/2018 | | | | | |
| 10/17/2018 | | | | | |
| 3/6/2019 | | | <0.005 | <0.005 | |
| 4/16/2019 | | | | | |

# Time Series

Constituent: Arsenic (mg/L) Analysis Run 1/13/2021 12:45 PM

Plant Miller Client: Southern Company Data: Miller Ash Pond

| | MR-AP-MW-15 | MR-AP-MW-16 | MR-AP-MW-17H | MR-AP-MW-18H | MR-AP-MW-19HA |
|---|---|---|---|---|---|
| 4/24/2019 | <0.005 | <0.005 | | | |
| 5/1/2019 | | | | | |
| 8/27/2019 | | | <0.005 | <0.005 | |
| 8/28/2019 | <0.005 | <0.005 | | | |
| 8/29/2019 | | | | | |
| 9/24/2019 | | | | | |
| 3/3/2020 | | <0.005 | | | |
| 3/4/2020 | <0.005 | | | | |
| 3/9/2020 | | | | | 0.00384 (J) |
| 3/10/2020 | | | <0.005 | <0.005 | |
| 3/18/2020 | | | | | |
| 9/21/2020 | | | | | |
| 10/13/2020 | <0.005 | <0.005 | <0.005 | <0.005 | |
| 10/14/2020 | | | | | 0.00247 (J) |
| 10/19/2020 | | | | | |
| 10/20/2020 | | | | | |

# Time Series

Constituent: Arsenic (mg/L) Analysis Run 1/13/2021 12:45 PM

Plant Miller Client: Southern Company Data: Miller Ash Pond

| | MR-AP-MW-2 | MR-AP-MW-20H | MR-AP-MW-20HS | MR-AP-MW-21 (bg) | MR-AP-MW-23 (bg) | MR-AP-MW-28H | MR-AP-MW-30H | MR-AP-MW-32H | MR-AP-MW-33H |
|---|---|---|---|---|---|---|---|---|---|
| 7/19/2016 | | | | | | | | | |
| 7/25/2016 | 0.00267 (J) | | | | | | | | |
| 9/26/2016 | | | | | | | | | |
| 9/28/2016 | 0.00163 (J) | | | | | | | | |
| 10/31/2016 | | | | | | | | | |
| 11/1/2016 | 0.00197 (J) | | | | | | | | |
| 1/9/2017 | | | | | | | | | |
| 1/11/2017 | 0.00168 (J) | | | | | | | | |
| 2/13/2017 | | | | | | | | | |
| 2/14/2017 | 0.00175 (J) | | | | | | | | |
| 4/3/2017 | | | | | | | | | |
| 4/4/2017 | 0.00148 (J) | | | | | | | | |
| 5/16/2017 | 0.00156 (J) | | | | | | | | |
| 6/12/2017 | | | | | | | | | |
| 6/14/2017 | 0.00154 (J) | | | | | | | | |
| 1/29/2018 | | | | | | | | | |
| 2/1/2018 | 0.0013 (J) | | | | | | | | |
| 5/9/2018 | 0.00121 (J) | | | | | | | | |
| 5/10/2018 | | | | | | | | | |
| 10/9/2018 | 0.00156 (J) | | | | | | | | |
| 3/6/2019 | | <0.005 | <0.005 | 0.00106 (J) | | | | | |
| 4/22/2019 | | | | | | | | | |
| 4/29/2019 | | | | | | | | | |
| 5/1/2019 | 0.0039 (J) | | | | | | | | |
| 8/27/2019 | 0.00194 (J) | | | | | | | | |
| 8/28/2019 | | | | 0.00129 (J) | | | | | |
| 9/3/2019 | | 0.00104 (J) | <0.005 | | | | | | |
| 3/3/2020 | 0.00238 (J) | | | | | | | | |
| 3/5/2020 | | | | | | | | | 0.00362 (J) |
| 3/9/2020 | | | | 0.00472 (J) | <0.005 | 0.00423 (J) | | | |
| 3/10/2020 | | <0.005 | <0.005 | | | | 0.00737 | 0.00312 (J) | |
| 10/13/2020 | | | | 0.00366 (J) | | | | | |
| 10/14/2020 | | | | | <0.005 | | | | 0.0047 (J) |
| 10/15/2020 | | | | | | | | 0.00527 | |
| 10/19/2020 | | 0.00105 (J) | <0.005 | | | 0.00281 (J) | | | |
| 10/20/2020 | | | | | | | 0.00242 (J) | | |
| 10/21/2020 | 0.00346 (J) | | | | | | | | |

# Time Series

Constituent: Arsenic (mg/L) Analysis Run 1/13/2021 12:45 PM

Plant Miller Client: Southern Company Data: Miller Ash Pond

| | MR-AP-MW-34H | MR-AP-MW-35H | MR-AP-MW-37H | MR-AP-MW-3D | MR-AP-MW-3S |
|---|---|---|---|---|---|
| 7/19/2016 | | | | 0.0105 | 0.00172 (J) |
| 7/25/2016 | | | | | |
| 9/26/2016 | | | | 0.0106 | 0.00246 (J) |
| 9/28/2016 | | | | | |
| 10/31/2016 | | | | 0.0111 | 0.00224 (J) |
| 11/1/2016 | | | | | |
| 1/9/2017 | | | | 0.0119 | 0.00251 (J) |
| 1/11/2017 | | | | | |
| 2/13/2017 | | | | 0.0122 | 0.00179 (J) |
| 2/14/2017 | | | | | |
| 4/3/2017 | | | | 0.0115 | 0.00128 (J) |
| 4/4/2017 | | | | | |
| 5/16/2017 | | | | 0.0103 | 0.00124 (J) |
| 6/12/2017 | | | | 0.0108 | 0.0018 (J) |
| 6/14/2017 | | | | | |
| 1/29/2018 | | | | 0.0119 | 0.00264 (J) |
| 2/1/2018 | | | | | |
| 5/9/2018 | | | | | |
| 5/10/2018 | | | | 0.0111 | 0.00262 (J) |
| 10/9/2018 | | | | 0.01 | 0.00206 (J) |
| 3/6/2019 | | | | | |
| 4/22/2019 | | | | | 0.00275 (J) |
| 4/29/2019 | | | | 0.0108 | |
| 5/1/2019 | | | | | |
| 8/27/2019 | | | | 0.0111 | 0.00222 (J) |
| 8/28/2019 | | | | | |
| 9/3/2019 | | | | | |
| 3/3/2020 | | | | 0.0118 | 0.00199 (J) |
| 3/5/2020 | | | | | |
| 3/9/2020 | 0.00719 | | 0.0113 | | |
| 3/10/2020 | | 0.0139 | | | |
| 10/13/2020 | | 0.0146 | | 0.015 | <0.005 |
| 10/14/2020 | | | | | |
| 10/15/2020 | | | | | |
| 10/19/2020 | | | 0.00192 (J) | | |
| 10/20/2020 | | | | | |
| 10/21/2020 | <0.005 | | | | |

# Time Series

Constituent: Arsenic (mg/L) Analysis Run 1/13/2021 12:45 PM

Plant Miller Client: Southern Company Data: Miller Ash Pond

| | MR-AP-MW-4 | MR-AP-MW-4V | MR-AP-MW-5 | MR-AP-MW-6 | MR-AP-MW-6V | MR-AP-MW-7D | MR-AP-MW-7S | MR-AP-MW-8D | MR-AP-MW-8S |
|---|---|---|---|---|---|---|---|---|---|
| 7/19/2016 | <0.005 | | | | | | | | |
| 7/20/2016 | | | | | | | | | |
| 7/21/2016 | | | | | | 0.00186 (J) | 0.00237 (J) | | |
| 7/25/2016 | | | | | | | | 0.00116 (J) | <0.005 |
| 7/26/2016 | | | 0.0112 | <0.005 | | | | | |
| 9/27/2016 | <0.005 | | | | | 0.00193 (J) | 0.00249 (J) | | <0.005 |
| 9/28/2016 | | | 0.00955 | <0.005 | | | | 0.00144 (J) | |
| 11/1/2016 | <0.005 | | | <0.005 | | 0.00177 (J) | 0.00239 (J) | 0.00132 (J) | <0.005 |
| 11/2/2016 | | | 0.0129 | | | | | | |
| 1/9/2017 | <0.005 | | | <0.005 | | | | | |
| 1/10/2017 | | | 0.0135 | | | 0.00185 (J) | 0.00267 (J) | 0.00127 (J) | <0.005 |
| 1/12/2017 | | | | | | | | | |
| 2/13/2017 | <0.005 | | | <0.005 | | | | | |
| 2/14/2017 | | | 0.0141 | | | 0.00174 (J) | 0.00272 (J) | | <0.005 |
| 2/15/2017 | | | | | | | | <0.005 | |
| 4/3/2017 | | | 0.0141 | <0.005 | | | | | |
| 4/4/2017 | <0.005 | | | | | 0.00157 (J) | 0.00253 (J) | <0.005 | <0.005 |
| 4/6/2017 | | | | | | | | | |
| 5/16/2017 | <0.005 | | | <0.005 | | 0.0015 (J) | 0.0023 (J) | | <0.005 |
| 5/17/2017 | | | 0.0138 | | | | | <0.005 | |
| 6/12/2017 | <0.005 | | 0.0118 | <0.005 | | | | | |
| 6/13/2017 | | | | | | 0.00144 (J) | 0.00222 (J) | <0.005 | <0.005 |
| 6/14/2017 | | | | | | | | | |
| 1/29/2018 | <0.005 | | | | | 0.00185 (J) | | | |
| 1/30/2018 | | | | | | | 0.00254 (J) | 0.00161 (J) | <0.005 |
| 2/1/2018 | | | 0.0142 | <0.005 | | | | | |
| 5/8/2018 | | | | | | | | | |
| 5/9/2018 | <0.005 | | 0.0114 | <0.005 | | 0.00148 (J) | 0.0025 (J) | 0.00168 (J) | <0.005 |
| 10/8/2018 | <0.005 | | 0.0109 | <0.005 | | | | | |
| 10/9/2018 | | | | | | 0.00211 (J) | 0.00202 (J) | 0.0012 (J) | <0.005 |
| 2/20/2019 | | | | | | | | | |
| 3/5/2019 | | 0.00167 (J) | | | 0.00146 (J) | | | | |
| 4/23/2019 | | | 0.0122 | <0.005 | | | | | |
| 4/24/2019 | | | | | | 0.00189 (J) | 0.00245 (J) | 0.00146 (J) | <0.005 |
| 4/29/2019 | <0.005 | | | | | | | | |
| 8/27/2019 | <0.005 | 0.00149 (J) | | | | | | | |
| 8/28/2019 | | | 0.0107 | <0.005 | 0.0151 | 0.00197 (J) | 0.0021 (J) | 0.00146 (J) | <0.005 |
| 8/29/2019 | | | | | | | | | |
| 9/24/2019 | | | | | | | | | |
| 3/2/2020 | | | 0.0122 | | | | | | |
| 3/3/2020 | | | | <0.005 | 0.0236 | 0.00224 (J) | 0.00237 (J) | 0.00166 (J) | <0.005 |
| 3/4/2020 | <0.005 | <0.005 | | | | | | | |
| 3/25/2020 | | | | | | | | | |
| 9/23/2020 | | | | | | | | | |
| 10/14/2020 | <0.005 | <0.005 | | | | | | | |
| 10/19/2020 | | | | | 0.00307 (J) | | | | |
| 10/20/2020 | | | | <0.005 | | | | | |
| 10/21/2020 | | | 0.0145 | | | | | | |

# Time Series

Constituent: Arsenic (mg/L) Analysis Run 1/13/2021 12:45 PM

Plant Miller Client: Southern Company Data: Miller Ash Pond

| | MR-AP-MW-9D | MR-AP-MW-9S | MR-AP-PZ-5 | GS-AP-MW-17V ... | MR-AP-MW-22S ... |
|---|---|---|---|---|---|
| 7/19/2016 | | | | | |
| 7/20/2016 | 0.00202 (J) | <0.005 | | | |
| 7/21/2016 | | | | | |
| 7/25/2016 | | | | | |
| 7/26/2016 | | | 0.00314 (J) | | |
| 9/27/2016 | | <0.005 | | | |
| 9/28/2016 | 0.00176 (J) | | 0.00629 | | |
| 11/1/2016 | 0.0021 (J) | | | | |
| 11/2/2016 | | <0.005 | 0.00438 (J) | | |
| 1/9/2017 | | | | | |
| 1/10/2017 | 0.0022 (J) | | | | |
| 1/12/2017 | | <0.005 | 0.0039 (J) | | |
| 2/13/2017 | | | 0.00443 (J) | | |
| 2/14/2017 | | | | | |
| 2/15/2017 | 0.00232 (J) | <0.005 | | | |
| 4/3/2017 | | | 0.00206 (J) | | |
| 4/4/2017 | 0.00218 (J) | | | | |
| 4/6/2017 | | <0.005 | | | |
| 5/16/2017 | | | | | |
| 5/17/2017 | 0.00207 (J) | <0.005 | 0.00306 (J) | | |
| 6/12/2017 | | | 0.00203 (J) | | |
| 6/13/2017 | 0.00197 (J) | | | | |
| 6/14/2017 | | <0.005 | | | |
| 1/29/2018 | | | | | |
| 1/30/2018 | 0.0023 (J) | <0.005 | | | |
| 2/1/2018 | | | 0.00181 (J) | | |
| 5/8/2018 | 0.00211 (J) | <0.005 | | | |
| 5/9/2018 | | | 0.00291 (J) | | |
| 10/8/2018 | | | 0.00166 (J) | | |
| 10/9/2018 | 0.00182 (J) | <0.005 | | | |
| 2/20/2019 | | | | 0.0011 (J) | |
| 3/5/2019 | | | | | |
| 4/23/2019 | | | <0.005 | | |
| 4/24/2019 | 0.00194 (J) | <0.005 | | | |
| 4/29/2019 | | | | | |
| 8/27/2019 | 0.00188 (J) | <0.005 | | | |
| 8/28/2019 | | | | | |
| 8/29/2019 | | | 0.00123 (J) | | |
| 9/24/2019 | | | | 0.00149 (J) | |
| 3/2/2020 | | | 0.0013 (J) | | |
| 3/3/2020 | 0.00191 (J) | <0.005 | | | |
| 3/4/2020 | | | | | |
| 3/25/2020 | | | | <0.005 | |
| 9/23/2020 | | | | <0.005 | |
| 10/14/2020 | | | | | 0.00129 (J) |
| 10/19/2020 | | | | | |
| 10/20/2020 | | | | | |
| 10/21/2020 | | | 0.00137 (J) | | |

# Time Series

Constituent: Arsenic (mg/L) Analysis Run 1/13/2021 12:45 PM

Plant Miller Client: Southern Company Data: Miller Ash Pond

| | MR-AP-MW-23A ... | MR-AP-MW-9DR | MR-AP-MW-9SR | MR-AP-MW-14R | MR-AP-MW-13SR | MR-AP-MW-13DR | MR-AP-MW-7SR | MR-AP-MW-7DR | MR-AP-MW-22I ... |
|---|---|---|---|---|---|---|---|---|---|
| 10/14/2020 | 0.0014 (J) | | | | | | | | |
| 10/15/2020 | | <0.005 | 0.0016 (J) | | | | | | |
| 10/20/2020 | | | | <0.005 | <0.005 | <0.005 | 0.00251 (J) | 0.00547 | 0.00319 (J) |
| 10/26/2020 | | | | | | | | | |
| 10/27/2020 | | | | | | | | | |

# Time Series

Constituent: Arsenic (mg/L) Analysis Run 1/13/2021 12:45 PM

Plant Miller Client: Southern Company Data: Miller Ash Pond

| | MR-AP-MW-27HR | MR-AP-MW-36HR | MR-AP-MW-22D | ... | MR-AP-MW-31H |
|---|---|---|---|---|---|
| 10/14/2020 | | | | | |
| 10/15/2020 | | | | | |
| 10/20/2020 | | | | | |
| 10/26/2020 | <0.005 | | 0.00188 (J) | | |
| 10/27/2020 | | 0.00333 (J) | | | 0.00133 (J) |

# Time Series

Constituent: Barium (mg/L) Analysis Run 1/13/2021 12:45 PM

Plant Miller Client: Southern Company Data: Miller Ash Pond

| | GS-AP-MW-13 (bg) | GS-AP-MW-8 (bg) | MR-AP-MW-1 | MR-AP-MW-10 | MR-AP-MW-11 | MR-AP-MW-12 | MR-AP-MW-13D | MR-AP-MW-13S | MR-AP-MW-14 |
|---|---|---|---|---|---|---|---|---|---|
| 7/19/2016 | | | | | | | | | |
| 7/20/2016 | | | | | | 0.0243 | 0.0827 | 0.021 | 0.0847 |
| 7/25/2016 | | | 0.0656 | 0.0185 | 0.052 | | | | |
| 8/2/2016 | 0.184 | | | | | | | | |
| 8/3/2016 | | 0.0274 | | | | | | | |
| 9/20/2016 | 0.153 | | | | | | | | |
| 9/21/2016 | | 0.0811 | | | | | | | |
| 9/26/2016 | | | 0.041 | | | | | | 0.0926 |
| 9/27/2016 | | | | 0.0131 | 0.0398 | 0.0273 | 0.0955 | 0.0252 | |
| 10/25/2016 | 0.176 | 0.0576 | | | | | | | |
| 10/31/2016 | | | | 0.0124 | | | | | 0.076 |
| 11/1/2016 | | | | | 0.0375 | 0.0211 | 0.0744 | 0.0201 | |
| 11/2/2016 | | | 0.0578 | | | | | | |
| 12/13/2016 | 0.184 | 0.0241 | | | | | | | |
| 1/9/2017 | | | | | | | | | 0.0727 |
| 1/11/2017 | | | 0.0603 | 0.0122 | | 0.0208 | 0.0614 | 0.0183 | |
| 1/12/2017 | | | | | 0.0291 | | | | |
| 2/6/2017 | | 0.0747 | | | | | | | |
| 2/8/2017 | 0.189 | | | | | | | | |
| 2/13/2017 | | | 0.0946 | | 0.0329 | | | | |
| 2/14/2017 | | | | 0.0151 | | | | | 0.0796 |
| 2/15/2017 | | | | | | 0.0227 | 0.0741 | 0.0212 | |
| 3/28/2017 | | 0.0183 | | | | | | | |
| 3/29/2017 | 0.184 | | | | | | | | |
| 4/3/2017 | | | 0.0996 | | | | | | |
| 4/4/2017 | | | | | 0.0292 | 0.021 | 0.0668 | | 0.0663 |
| 4/6/2017 | | | | 0.0116 | | | | 0.0175 | |
| 4/24/2017 | | 0.04 | | | | | | | |
| 4/26/2017 | 0.177 | | | | | | | | |
| 5/15/2017 | | | 0.0753 | | | 0.0229 | | | |
| 5/16/2017 | | | | | 0.0247 | | | | |
| 5/17/2017 | | | | 0.0132 | | | 0.0725 | 0.0182 | 0.0762 |
| 6/7/2017 | 0.164 | 0.00769 (J) | | | | | | | |
| 6/12/2017 | | | | | | | | | |
| 6/13/2017 | | | | 0.0131 | | | 0.0812 | 0.0195 | 0.0671 |
| 6/14/2017 | | | 0.0821 | | 0.0263 | 0.0221 | | | |
| 1/30/2018 | | | | | | 0.0224 | | | |
| 1/31/2018 | | | | 0.0138 | | | 0.0843 | 0.0207 | |
| 2/1/2018 | | | 0.0814 | | 0.0366 | | | | 0.0772 |
| 2/19/2018 | | 0.00762 (J) | | | | | | | |
| 2/20/2018 | 0.165 | | | | | | | | |
| 5/7/2018 | | | | | | | | | |
| 5/8/2018 | | | | | 0.0347 | 0.0194 | 0.078 | 0.0202 | 0.0753 |
| 5/9/2018 | | | 0.116 | | | | | | |
| 5/10/2018 | | | | 0.0142 | | | | | |
| 5/15/2018 | 0.172 | 0.00701 (J) | | | | | | | |
| 10/8/2018 | | | | 0.0126 | | 0.0167 | | | |
| 10/9/2018 | | | 0.0933 | | 0.0322 | | 0.0712 | 0.018 | 0.0623 |
| 10/16/2018 | | 0.0094 (J) | | | | | | | |
| 10/17/2018 | 0.165 | | | | | | | | |
| 3/6/2019 | | | | | | | | | |
| 4/16/2019 | 0.16 | 0.00459 (J) | | | | | | | |

# Time Series

Constituent: Barium (mg/L) Analysis Run 1/13/2021 12:45 PM

Plant Miller Client: Southern Company Data: Miller Ash Pond

| | GS-AP-MW-13 (bg) | GS-AP-MW-8 (bg) | MR-AP-MW-1 | MR-AP-MW-10 | MR-AP-MW-11 | MR-AP-MW-12 | MR-AP-MW-13D | MR-AP-MW-13S | MR-AP-MW-14 |
|---|---|---|---|---|---|---|---|---|---|
| 4/24/2019 | | | | 0.0154 | | | 0.0726 | 0.0217 | 0.0723 |
| 5/1/2019 | | | 0.0672 | | 0.04 | | | | |
| 8/27/2019 | | | 0.0555 | | | | | | |
| 8/28/2019 | | | | | 0.0387 | 0.0177 | | | 0.0784 |
| 8/29/2019 | | | | 0.0185 | | | 0.0876 | 0.0247 | |
| 9/24/2019 | | 0.0434 | | | | | | | |
| 3/3/2020 | | | | | 0.029 | | | | |
| 3/4/2020 | | | | | | | | | 0.0632 |
| 3/9/2020 | | | 0.0285 | 0.0175 | | | 0.088 | 0.0198 | |
| 3/10/2020 | | | | | | 0.015 | | | |
| 3/18/2020 | | 0.00507 (J) | | | | | | | |
| 9/21/2020 | | 0.026 | | | | | | | |
| 10/13/2020 | | | | | | | | | |
| 10/14/2020 | | | | | | | | | |
| 10/19/2020 | | | 0.0295 | 0.0168 | | 0.0157 | | | |
| 10/20/2020 | | | | | 0.0414 | | | | |

# Time Series

Constituent: Barium (mg/L) Analysis Run 1/13/2021 12:45 PM

Plant Miller Client: Southern Company Data: Miller Ash Pond

| | MR-AP-MW-15 | MR-AP-MW-16 | MR-AP-MW-17H | MR-AP-MW-18H | MR-AP-MW-19HA |
|---|---|---|---|---|---|
| 7/19/2016 | 0.125 | 0.044 | | | |
| 7/20/2016 | | | | | |
| 7/25/2016 | | | | | |
| 8/2/2016 | | | | | |
| 8/3/2016 | | | | | |
| 9/20/2016 | | | | | |
| 9/21/2016 | | | | | |
| 9/26/2016 | 0.131 | 0.0367 | | | |
| 9/27/2016 | | | | | |
| 10/25/2016 | | | | | |
| 10/31/2016 | 0.101 | 0.0277 | | | |
| 11/1/2016 | | | | | |
| 11/2/2016 | | | | | |
| 12/13/2016 | | | | | |
| 1/9/2017 | 0.0952 | 0.0323 | | | |
| 1/11/2017 | | | | | |
| 1/12/2017 | | | | | |
| 2/6/2017 | | | | | |
| 2/8/2017 | | | | | |
| 2/13/2017 | | | | | |
| 2/14/2017 | 0.106 | 0.0391 | | | |
| 2/15/2017 | | | | | |
| 3/28/2017 | | | | | |
| 3/29/2017 | | | | | |
| 4/3/2017 | | 0.0245 | | | |
| 4/4/2017 | 0.0962 | | | | |
| 4/6/2017 | | | | | |
| 4/24/2017 | | | | | |
| 4/26/2017 | | | | | |
| 5/15/2017 | | | | | |
| 5/16/2017 | 0.1 | 0.0276 | | | |
| 5/17/2017 | | | | | |
| 6/7/2017 | | | | | |
| 6/12/2017 | 0.08 | 0.0242 | | | |
| 6/13/2017 | | | | | |
| 6/14/2017 | | | | | |
| 1/30/2018 | | | | | |
| 1/31/2018 | 0.07 | | | | |
| 2/1/2018 | | 0.0289 | | | |
| 2/19/2018 | | | | | |
| 2/20/2018 | | | | | |
| 5/7/2018 | 0.071 | 0.0264 | | | |
| 5/8/2018 | | | | | |
| 5/9/2018 | | | | | |
| 5/10/2018 | | | | | |
| 5/15/2018 | | | | | |
| 10/8/2018 | | | | | |
| 10/9/2018 | 0.0588 | 0.0271 | | | |
| 10/16/2018 | | | | | |
| 10/17/2018 | | | | | |
| 3/6/2019 | | | 0.65 | 0.0293 | |
| 4/16/2019 | | | | | |

# Time Series

Constituent: Barium (mg/L) Analysis Run 1/13/2021 12:45 PM

Plant Miller Client: Southern Company Data: Miller Ash Pond

| | MR-AP-MW-15 | MR-AP-MW-16 | MR-AP-MW-17H | MR-AP-MW-18H | MR-AP-MW-19HA |
|---|---|---|---|---|---|
| 4/24/2019 | 0.0765 | 0.0252 | | | |
| 5/1/2019 | | | | | |
| 8/27/2019 | | | 0.495 | 0.0361 | |
| 8/28/2019 | 0.0424 | 0.0208 | | | |
| 8/29/2019 | | | | | |
| 9/24/2019 | | | | | |
| 3/3/2020 | | 0.03 | | | |
| 3/4/2020 | 0.0544 | | | | |
| 3/9/2020 | | | | | 0.0752 |
| 3/10/2020 | | | 0.425 | 0.0261 | |
| 3/18/2020 | | | | | |
| 9/21/2020 | | | | | |
| 10/13/2020 | 0.0522 | 0.0322 | 0.444 | 0.0379 | |
| 10/14/2020 | | | | | 0.0769 |
| 10/19/2020 | | | | | |
| 10/20/2020 | | | | | |

# Time Series

Constituent: Barium (mg/L) Analysis Run 1/13/2021 12:45 PM

Plant Miller Client: Southern Company Data: Miller Ash Pond

| | MR-AP-MW-2 | MR-AP-MW-20H | MR-AP-MW-20HS | MR-AP-MW-21 (bg) | MR-AP-MW-23 (bg) | MR-AP-MW-28H | MR-AP-MW-30H | MR-AP-MW-32H | MR-AP-MW-33H |
|---|---|---|---|---|---|---|---|---|---|
| 7/19/2016 | | | | | | | | | |
| 7/25/2016 | 0.0266 | | | | | | | | |
| 9/26/2016 | | | | | | | | | |
| 9/28/2016 | 0.0246 | | | | | | | | |
| 10/31/2016 | | | | | | | | | |
| 11/1/2016 | 0.0186 | | | | | | | | |
| 1/9/2017 | | | | | | | | | |
| 1/11/2017 | 0.0157 | | | | | | | | |
| 2/13/2017 | | | | | | | | | |
| 2/14/2017 | 0.0183 | | | | | | | | |
| 4/3/2017 | | | | | | | | | |
| 4/4/2017 | 0.016 | | | | | | | | |
| 5/16/2017 | 0.0162 | | | | | | | | |
| 6/12/2017 | | | | | | | | | |
| 6/14/2017 | 0.016 | | | | | | | | |
| 1/29/2018 | | | | | | | | | |
| 2/1/2018 | 0.016 | | | | | | | | |
| 5/9/2018 | 0.0143 | | | | | | | | |
| 5/10/2018 | | | | | | | | | |
| 10/9/2018 | 0.0136 | | | | | | | | |
| 3/6/2019 | | 0.0486 | 0.0711 | 0.0629 | | | | | |
| 4/22/2019 | | | | | | | | | |
| 4/29/2019 | | | | | | | | | |
| 5/1/2019 | 0.0164 | | | | | | | | |
| 8/27/2019 | 0.0177 | | | | | | | | |
| 8/28/2019 | | | | 0.314 | | | | | |
| 9/3/2019 | | 0.0361 | 0.0425 | | | | | | |
| 3/3/2020 | 0.0172 | | | | | | | | |
| 3/5/2020 | | | | | | | | | 0.0326 |
| 3/9/2020 | | | | 0.469 | 11 | 0.0658 | | | |
| 3/10/2020 | | 0.0267 | 0.0292 | | | | 0.0503 | 0.367 | |
| 10/13/2020 | | | | 0.381 | | | | | |
| 10/14/2020 | | | | | 12.4 | | | | 0.0381 |
| 10/15/2020 | | | | | | | | 0.584 | |
| 10/19/2020 | | 0.0276 | 0.0283 | | | 0.0429 | | | |
| 10/20/2020 | | | | | | | 0.0468 | | |
| 10/21/2020 | 0.0185 | | | | | | | | |

# Time Series

Constituent: Barium (mg/L) Analysis Run 1/13/2021 12:45 PM

Plant Miller Client: Southern Company Data: Miller Ash Pond

| | MR-AP-MW-34H | MR-AP-MW-35H | MR-AP-MW-37H | MR-AP-MW-3D | MR-AP-MW-3S |
|---|---|---|---|---|---|
| 7/19/2016 | | | | 0.032 | 0.083 |
| 7/25/2016 | | | | | |
| 9/26/2016 | | | | 0.0222 | 0.0616 |
| 9/28/2016 | | | | | |
| 10/31/2016 | | | | 0.0235 | 0.073 |
| 11/1/2016 | | | | | |
| 1/9/2017 | | | | 0.0229 | 0.0791 |
| 1/11/2017 | | | | | |
| 2/13/2017 | | | | 0.0259 | 0.101 |
| 2/14/2017 | | | | | |
| 4/3/2017 | | | | 0.0244 | 0.109 |
| 4/4/2017 | | | | | |
| 5/16/2017 | | | | 0.0229 | 0.108 |
| 6/12/2017 | | | | 0.0246 | 0.0919 |
| 6/14/2017 | | | | | |
| 1/29/2018 | | | | 0.0282 | 0.118 |
| 2/1/2018 | | | | | |
| 5/9/2018 | | | | | |
| 5/10/2018 | | | | 0.0243 | 0.133 |
| 10/9/2018 | | | | 0.0234 | 0.121 |
| 3/6/2019 | | | | | |
| 4/22/2019 | | | | | 0.447 |
| 4/29/2019 | | | | 0.0404 | |
| 5/1/2019 | | | | | |
| 8/27/2019 | | | | 0.0334 | 0.395 |
| 8/28/2019 | | | | | |
| 9/3/2019 | | | | | |
| 3/3/2020 | | | | 0.0304 | 0.347 |
| 3/5/2020 | | | | | |
| 3/9/2020 | 0.088 | | 0.112 | | |
| 3/10/2020 | | 0.0349 | | | |
| 10/13/2020 | | 0.0315 | | 0.0293 | 0.22 |
| 10/14/2020 | | | | | |
| 10/15/2020 | | | | | |
| 10/19/2020 | | | 0.11 | | |
| 10/20/2020 | | | | | |
| 10/21/2020 | 0.0952 | | | | |

# Time Series

Constituent: Barium (mg/L) Analysis Run 1/13/2021 12:45 PM

Plant Miller Client: Southern Company Data: Miller Ash Pond

| | MR-AP-MW-4 | MR-AP-MW-4V | MR-AP-MW-5 | MR-AP-MW-6 | MR-AP-MW-6V | MR-AP-MW-7D | MR-AP-MW-7S | MR-AP-MW-8D | MR-AP-MW-8S |
|---|---|---|---|---|---|---|---|---|---|
| 7/19/2016 | 0.0165 | | | | | | | | |
| 7/20/2016 | | | | | | | | | |
| 7/21/2016 | | | | | | 0.0343 | 0.0415 | | |
| 7/25/2016 | | | | | | | | 0.0547 | 0.0233 |
| 7/26/2016 | | | 0.0158 | 0.0266 | | | | | |
| 9/27/2016 | 0.0139 | | | | | 0.0294 | 0.0355 | | 0.0245 |
| 9/28/2016 | | | 0.0153 | 0.0261 | | | | 0.0478 | |
| 11/1/2016 | 0.0141 | | | 0.0265 | | 0.0316 | 0.038 | 0.0521 | 0.0285 |
| 11/2/2016 | | | 0.0154 | | | | | | |
| 1/9/2017 | 0.0144 | | | 0.0256 | | | | | |
| 1/10/2017 | | | 0.015 | | | 0.0304 | 0.0369 | 0.0452 | 0.0368 |
| 1/12/2017 | | | | | | | | | |
| 2/13/2017 | 0.0145 | | | 0.0286 | | | | | |
| 2/14/2017 | | | 0.017 | | | 0.0359 | 0.0414 | | 0.0337 |
| 2/15/2017 | | | | | | | | 0.0408 | |
| 4/3/2017 | | | 0.0148 | 0.0253 | | | | | |
| 4/4/2017 | 0.013 | | | | | 0.0295 | 0.0349 | 0.0311 | 0.0212 |
| 4/6/2017 | | | | | | | | | |
| 5/16/2017 | 0.0121 | | | 0.0268 | | 0.0319 | 0.0384 | | 0.0202 |
| 5/17/2017 | | | 0.0149 | | | | | 0.0367 | |
| 6/12/2017 | 0.0133 | | 0.0154 | 0.026 | | | | | |
| 6/13/2017 | | | | | | 0.0307 | 0.034 | 0.0344 | 0.0179 |
| 6/14/2017 | | | | | | | | | |
| 1/29/2018 | 0.0137 | | | | | 0.0331 | | | |
| 1/30/2018 | | | | | | | 0.0381 | 0.0379 | 0.0201 |
| 2/1/2018 | | | 0.0162 | 0.0264 | | | | | |
| 5/8/2018 | | | | | | | | | |
| 5/9/2018 | 0.0142 | | 0.0144 | 0.0242 | | 0.032 | 0.0365 | 0.0311 | 0.0195 |
| 10/8/2018 | 0.0119 | | 0.0149 | 0.023 | | | | | |
| 10/9/2018 | | | | | | 0.0296 | 0.0333 | 0.0302 | 0.0169 |
| 2/20/2019 | | | | | | | | | |
| 3/5/2019 | | 0.0219 | | | 0.0355 | | | | |
| 4/23/2019 | | | 0.0163 | 0.0256 | | | | | |
| 4/24/2019 | | | | | | 0.0326 | 0.0402 | 0.0295 | 0.0202 |
| 4/29/2019 | 0.0146 | | | | | | | | |
| 8/27/2019 | 0.014 | 0.0187 | | | | | | | |
| 8/28/2019 | | | 0.0158 | 0.0269 | 0.0614 | 0.0361 | 0.0451 | 0.0323 | 0.0217 |
| 8/29/2019 | | | | | | | | | |
| 9/24/2019 | | | | | | | | | |
| 3/2/2020 | | | 0.0155 | | | | | | |
| 3/3/2020 | | | | 0.0257 | 0.0275 | 0.034 | 0.0383 | 0.025 | 0.0262 |
| 3/4/2020 | 0.0137 | 0.019 | | | | | | | |
| 3/25/2020 | | | | | | | | | |
| 9/23/2020 | | | | | | | | | |
| 10/14/2020 | 0.0127 | 0.0179 | | | | | | | |
| 10/19/2020 | | | | | 0.0597 | | | | |
| 10/20/2020 | | | | 0.0252 | | | | | |
| 10/21/2020 | | | 0.0173 | | | | | | |

# Time Series

Constituent: Barium (mg/L) Analysis Run 1/13/2021 12:45 PM

Plant Miller Client: Southern Company Data: Miller Ash Pond

| | MR-AP-MW-9D | MR-AP-MW-9S | MR-AP-PZ-5 | GS-AP-MW-17V ... | MR-AP-MW-22S ... |
|---|---|---|---|---|---|
| 7/19/2016 | | | | | |
| 7/20/2016 | 0.0144 | 0.0201 | | | |
| 7/21/2016 | | | | | |
| 7/25/2016 | | | | | |
| 7/26/2016 | | | 0.11 | | |
| 9/27/2016 | | 0.0175 | | | |
| 9/28/2016 | 0.0141 | | 0.0644 | | |
| 11/1/2016 | 0.0132 | | | | |
| 11/2/2016 | | 0.0175 | 0.0781 | | |
| 1/9/2017 | | | | | |
| 1/10/2017 | 0.0125 | | | | |
| 1/12/2017 | | 0.0224 | 0.0582 | | |
| 2/13/2017 | | | 0.0612 | | |
| 2/14/2017 | | | | | |
| 2/15/2017 | 0.0129 | 0.0153 | | | |
| 4/3/2017 | | | 0.166 | | |
| 4/4/2017 | 0.0117 | | | | |
| 4/6/2017 | | 0.0132 | | | |
| 5/16/2017 | | | | | |
| 5/17/2017 | 0.011 | 0.0314 | 0.11 | | |
| 6/12/2017 | | | 0.127 | | |
| 6/13/2017 | 0.0108 | | | | |
| 6/14/2017 | | 0.0316 | | | |
| 1/29/2018 | | | | | |
| 1/30/2018 | 0.0148 | 0.0188 | | | |
| 2/1/2018 | | | 0.144 | | |
| 5/8/2018 | 0.0124 | 0.0408 | | | |
| 5/9/2018 | | | 0.131 | | |
| 10/8/2018 | | | 0.111 | | |
| 10/9/2018 | 0.0108 | 0.0241 | | | |
| 2/20/2019 | | | | 0.191 | |
| 3/5/2019 | | | | | |
| 4/23/2019 | | | 0.176 | | |
| 4/24/2019 | 0.0128 | 0.0458 | | | |
| 4/29/2019 | | | | | |
| 8/27/2019 | 0.014 | 0.0332 | | | |
| 8/28/2019 | | | | | |
| 8/29/2019 | | | 0.25 | | |
| 9/24/2019 | | | | 0.208 | |
| 3/2/2020 | | | 0.165 | | |
| 3/3/2020 | 0.0122 | 0.0268 | | | |
| 3/4/2020 | | | | | |
| 3/25/2020 | | | | 0.314 | |
| 9/23/2020 | | | | 0.299 | |
| 10/14/2020 | | | | | 0.122 |
| 10/19/2020 | | | | | |
| 10/20/2020 | | | | | |
| 10/21/2020 | | | 0.166 | | |

# Time Series

Constituent: Barium (mg/L) Analysis Run 1/13/2021 12:45 PM

Plant Miller Client: Southern Company Data: Miller Ash Pond

| | MR-AP-MW-23A ... | MR-AP-MW-9DR | MR-AP-MW-9SR | MR-AP-MW-14R | MR-AP-MW-13SR | MR-AP-MW-13DR | MR-AP-MW-7SR | MR-AP-MW-7DR | MR-AP-MW-22I ... |
|---|---|---|---|---|---|---|---|---|---|
| 10/14/2020 | 9.8 (RA) | | | | | | | | |
| 10/15/2020 | | 0.0408 | 0.0274 | | | | | | |
| 10/20/2020 | | | | 0.116 | 0.0466 | 0.144 | 0.0466 | 0.0331 | 0.198 |
| 10/26/2020 | | | | | | | | | |
| 10/27/2020 | | | | | | | | | |

# Time Series

Constituent: Barium (mg/L) Analysis Run 1/13/2021 12:45 PM

Plant Miller Client: Southern Company Data: Miller Ash Pond

| | MR-AP-MW-27HR | MR-AP-MW-36HR | MR-AP-MW-22D | ... | MR-AP-MW-31H |
|---|---|---|---|---|---|
| 10/14/2020 | | | | | |
| 10/15/2020 | | | | | |
| 10/20/2020 | | | | | |
| 10/26/2020 | 0.101 | | 4.33 | | |
| 10/27/2020 | | 0.0347 | | | 0.0585 |

# Time Series

Constituent: Beryllium (mg/L) Analysis Run 1/13/2021 12:45 PM

Plant Miller Client: Southern Company Data: Miller Ash Pond

| | GS-AP-MW-13 (bg) | GS-AP-MW-8 (bg) | MR-AP-MW-1 | MR-AP-MW-10 | MR-AP-MW-11 | MR-AP-MW-12 | MR-AP-MW-13D | MR-AP-MW-13S | MR-AP-MW-14 |
|---|---|---|---|---|---|---|---|---|---|
| 7/19/2016 | | | | | | | | | |
| 7/20/2016 | | | | | | <0.003 | <0.003 | <0.003 | <0.003 |
| 7/25/2016 | | | <0.003 | <0.003 | <0.003 | | | | |
| 8/2/2016 | 0.003 | | | | | | | | |
| 8/3/2016 | | 0.003 | | | | | | | |
| 9/20/2016 | 0.003 | | | | | | | | |
| 9/21/2016 | | 0.003 | | | | | | | |
| 9/26/2016 | | | <0.003 | | | | | | <0.003 |
| 9/27/2016 | | | | <0.003 | <0.003 | <0.003 | <0.003 | <0.003 | |
| 10/25/2016 | 0.003 | 0.003 | | | | | | | |
| 10/31/2016 | | | | <0.003 | | | | | <0.003 |
| 11/1/2016 | | | | | <0.003 | <0.003 | <0.003 | <0.003 | |
| 11/2/2016 | | | <0.003 | | | | | | |
| 12/13/2016 | 0.003 | 0.003 | | | | | | | |
| 1/9/2017 | | | | | | | | | <0.003 |
| 1/11/2017 | | | <0.003 | <0.003 | | <0.003 | <0.003 | <0.003 | |
| 1/12/2017 | | | | | <0.003 | | | | |
| 2/6/2017 | | 0.003 | | | | | | | |
| 2/8/2017 | 0.003 | | | | | | | | |
| 2/13/2017 | | | <0.003 | | <0.003 | | | | |
| 2/14/2017 | | | | <0.003 | | | | | <0.003 |
| 2/15/2017 | | | | | | <0.003 | <0.003 | <0.003 | |
| 3/28/2017 | | 0.003 | | | | | | | |
| 3/29/2017 | 0.003 | | | | | | | | |
| 4/3/2017 | | | <0.003 | | | | | | |
| 4/4/2017 | | | | | <0.003 | <0.003 | <0.003 | | <0.003 |
| 4/6/2017 | | | | <0.003 | | | | <0.003 | |
| 4/24/2017 | | 0.003 | | | | | | | |
| 4/26/2017 | 0.003 | | | | | | | | |
| 5/15/2017 | | | <0.003 | | | <0.003 | | | |
| 5/16/2017 | | | | | <0.003 | | | | |
| 5/17/2017 | | | | <0.003 | | | <0.003 | <0.003 | <0.003 |
| 6/7/2017 | <0.003 | <0.003 | | | | | | | |
| 6/12/2017 | | | | | | | | | |
| 6/13/2017 | | | | <0.003 | | | <0.003 | <0.003 | <0.003 |
| 6/14/2017 | | | <0.003 | | <0.003 | <0.003 | | | |
| 1/30/2018 | | | | | | <0.003 | | | |
| 1/31/2018 | | | | <0.003 | | | <0.003 | <0.003 | |
| 2/1/2018 | | | <0.003 | | <0.003 | | | | <0.003 |
| 2/19/2018 | | <0.003 | | | | | | | |
| 2/20/2018 | <0.003 | | | | | | | | |
| 5/7/2018 | | | | | | | | | |
| 5/8/2018 | | | | | <0.003 | <0.003 | <0.003 | <0.003 | <0.003 |
| 5/9/2018 | | | <0.003 | | | | | | |
| 5/10/2018 | | | | <0.003 | | | | | |
| 5/15/2018 | <0.003 | <0.003 | | | | | | | |
| 10/8/2018 | | | | <0.003 | | <0.003 | | | |
| 10/9/2018 | | | <0.003 | | <0.003 | | <0.003 | <0.003 | <0.003 |
| 10/16/2018 | | <0.003 | | | | | | | |
| 10/17/2018 | <0.003 | | | | | | | | |
| 3/6/2019 | | | | | | | | | |
| 4/16/2019 | <0.003 | <0.003 | | | | | | | |

# Time Series

Constituent: Beryllium (mg/L) Analysis Run 1/13/2021 12:45 PM

Plant Miller Client: Southern Company Data: Miller Ash Pond

| | GS-AP-MW-13 (bg) | GS-AP-MW-8 (bg) | MR-AP-MW-1 | MR-AP-MW-10 | MR-AP-MW-11 | MR-AP-MW-12 | MR-AP-MW-13D | MR-AP-MW-13S | MR-AP-MW-14 |
|---|---|---|---|---|---|---|---|---|---|
| 4/24/2019 | | | | <0.003 | | | <0.003 | <0.003 | <0.003 |
| 5/1/2019 | | | <0.003 | | <0.003 | | | | |
| 8/27/2019 | | | <0.003 | | | | | | |
| 8/28/2019 | | | | | <0.003 | <0.003 | | | <0.003 |
| 8/29/2019 | | | | <0.003 | | | <0.003 | <0.003 | |
| 9/24/2019 | | <0.003 | | | | | | | |
| 3/3/2020 | | | | | <0.003 | | | | |
| 3/4/2020 | | | | | | | | | <0.003 |
| 3/9/2020 | | | <0.003 | <0.003 | | | <0.003 | <0.003 | |
| 3/10/2020 | | | | | | <0.003 | | | |
| 3/18/2020 | | <0.003 | | | | | | | |
| 9/21/2020 | | <0.003 | | | | | | | |
| 10/13/2020 | | | | | | | | | |
| 10/14/2020 | | | | | | | | | |
| 10/19/2020 | | | <0.003 | <0.003 | | <0.003 | | | |
| 10/20/2020 | | | | | <0.003 | | | | |

# Time Series

Constituent: Beryllium (mg/L) Analysis Run 1/13/2021 12:45 PM

Plant Miller Client: Southern Company Data: Miller Ash Pond

| | MR-AP-MW-15 | MR-AP-MW-16 | MR-AP-MW-17H | MR-AP-MW-18H | MR-AP-MW-19HA |
|---|---|---|---|---|---|
| 7/19/2016 | <0.003 | <0.003 | | | |
| 7/20/2016 | | | | | |
| 7/25/2016 | | | | | |
| 8/2/2016 | | | | | |
| 8/3/2016 | | | | | |
| 9/20/2016 | | | | | |
| 9/21/2016 | | | | | |
| 9/26/2016 | <0.003 | <0.003 | | | |
| 9/27/2016 | | | | | |
| 10/25/2016 | | | | | |
| 10/31/2016 | <0.003 | <0.003 | | | |
| 11/1/2016 | | | | | |
| 11/2/2016 | | | | | |
| 12/13/2016 | | | | | |
| 1/9/2017 | <0.003 | <0.003 | | | |
| 1/11/2017 | | | | | |
| 1/12/2017 | | | | | |
| 2/6/2017 | | | | | |
| 2/8/2017 | | | | | |
| 2/13/2017 | | | | | |
| 2/14/2017 | <0.003 | <0.003 | | | |
| 2/15/2017 | | | | | |
| 3/28/2017 | | | | | |
| 3/29/2017 | | | | | |
| 4/3/2017 | | <0.003 | | | |
| 4/4/2017 | <0.003 | | | | |
| 4/6/2017 | | | | | |
| 4/24/2017 | | | | | |
| 4/26/2017 | | | | | |
| 5/15/2017 | | | | | |
| 5/16/2017 | <0.003 | <0.003 | | | |
| 5/17/2017 | | | | | |
| 6/7/2017 | | | | | |
| 6/12/2017 | <0.003 | <0.003 | | | |
| 6/13/2017 | | | | | |
| 6/14/2017 | | | | | |
| 1/30/2018 | | | | | |
| 1/31/2018 | <0.003 | | | | |
| 2/1/2018 | | <0.003 | | | |
| 2/19/2018 | | | | | |
| 2/20/2018 | | | | | |
| 5/7/2018 | <0.003 | <0.003 | | | |
| 5/8/2018 | | | | | |
| 5/9/2018 | | | | | |
| 5/10/2018 | | | | | |
| 5/15/2018 | | | | | |
| 10/8/2018 | | | | | |
| 10/9/2018 | <0.003 | <0.003 | | | |
| 10/16/2018 | | | | | |
| 10/17/2018 | | | | | |
| 3/6/2019 | | | <0.003 | <0.003 | |
| 4/16/2019 | | | | | |

# Time Series

Constituent: Beryllium (mg/L) Analysis Run 1/13/2021 12:45 PM

Plant Miller Client: Southern Company Data: Miller Ash Pond

| | MR-AP-MW-15 | MR-AP-MW-16 | MR-AP-MW-17H | MR-AP-MW-18H | MR-AP-MW-19HA |
|---|---|---|---|---|---|
| 4/24/2019 | <0.003 | <0.003 | | | |
| 5/1/2019 | | | | | |
| 8/27/2019 | | | <0.003 | <0.003 | |
| 8/28/2019 | <0.003 | <0.003 | | | |
| 8/29/2019 | | | | | |
| 9/24/2019 | | | | | |
| 3/3/2020 | | <0.003 | | | |
| 3/4/2020 | <0.003 | | | | |
| 3/9/2020 | | | | | <0.003 |
| 3/10/2020 | | | <0.003 | <0.003 | |
| 3/18/2020 | | | | | |
| 9/21/2020 | | | | | |
| 10/13/2020 | <0.003 | <0.003 | <0.003 | <0.003 | |
| 10/14/2020 | | | | | <0.003 |
| 10/19/2020 | | | | | |
| 10/20/2020 | | | | | |

# Time Series

Constituent: Beryllium (mg/L) Analysis Run 1/13/2021 12:45 PM

Plant Miller Client: Southern Company Data: Miller Ash Pond

| | MR-AP-MW-2 | MR-AP-MW-20H | MR-AP-MW-20HS | MR-AP-MW-21 (bg) | MR-AP-MW-23 (bg) | MR-AP-MW-28H | MR-AP-MW-30H | MR-AP-MW-32H | MR-AP-MW-33H |
|---|---|---|---|---|---|---|---|---|---|
| 7/19/2016 | | | | | | | | | |
| 7/25/2016 | <0.003 | | | | | | | | |
| 9/26/2016 | | | | | | | | | |
| 9/28/2016 | <0.003 | | | | | | | | |
| 10/31/2016 | | | | | | | | | |
| 11/1/2016 | <0.003 | | | | | | | | |
| 1/9/2017 | | | | | | | | | |
| 1/11/2017 | <0.003 | | | | | | | | |
| 2/13/2017 | | | | | | | | | |
| 2/14/2017 | <0.003 | | | | | | | | |
| 4/3/2017 | | | | | | | | | |
| 4/4/2017 | <0.003 | | | | | | | | |
| 5/16/2017 | <0.003 | | | | | | | | |
| 6/12/2017 | | | | | | | | | |
| 6/14/2017 | <0.003 | | | | | | | | |
| 1/29/2018 | | | | | | | | | |
| 2/1/2018 | <0.003 | | | | | | | | |
| 5/9/2018 | <0.003 | | | | | | | | |
| 5/10/2018 | | | | | | | | | |
| 10/9/2018 | <0.003 | | | | | | | | |
| 3/6/2019 | | <0.003 | <0.003 | <0.003 | | | | | |
| 4/22/2019 | | | | | | | | | |
| 4/29/2019 | | | | | | | | | |
| 5/1/2019 | <0.003 | | | | | | | | |
| 8/27/2019 | <0.003 | | | | | | | | |
| 8/28/2019 | | | | <0.003 | | | | | |
| 9/3/2019 | | <0.003 | <0.003 | | | | | | |
| 3/3/2020 | <0.003 | | | | | | | | |
| 3/5/2020 | | | | | | | | | <0.003 |
| 3/9/2020 | | | | <0.003 | <0.003 | <0.003 | | | |
| 3/10/2020 | | <0.003 | <0.003 | | | | <0.003 | <0.003 | |
| 10/13/2020 | | | | <0.003 | | | | | |
| 10/14/2020 | | | | | <0.003 | | | | <0.003 |
| 10/15/2020 | | | | | | | | <0.003 | |
| 10/19/2020 | | <0.003 | <0.003 | | | <0.003 | | | |
| 10/20/2020 | | | | | | | <0.003 | | |
| 10/21/2020 | <0.003 | | | | | | | | |

# Time Series

Constituent: Beryllium (mg/L) Analysis Run 1/13/2021 12:45 PM

Plant Miller Client: Southern Company Data: Miller Ash Pond

| | MR-AP-MW-34H | MR-AP-MW-35H | MR-AP-MW-37H | MR-AP-MW-3D | MR-AP-MW-3S |
|---|---|---|---|---|---|
| 7/19/2016 | | | | <0.003 | <0.003 |
| 7/25/2016 | | | | | |
| 9/26/2016 | | | | <0.003 | <0.003 |
| 9/28/2016 | | | | | |
| 10/31/2016 | | | | <0.003 | <0.003 |
| 11/1/2016 | | | | | |
| 1/9/2017 | | | | <0.003 | <0.003 |
| 1/11/2017 | | | | | |
| 2/13/2017 | | | | <0.003 | <0.003 |
| 2/14/2017 | | | | | |
| 4/3/2017 | | | | <0.003 | <0.003 |
| 4/4/2017 | | | | | |
| 5/16/2017 | | | | <0.003 | <0.003 |
| 6/12/2017 | | | | <0.003 | <0.003 |
| 6/14/2017 | | | | | |
| 1/29/2018 | | | | <0.003 | <0.003 |
| 2/1/2018 | | | | | |
| 5/9/2018 | | | | | |
| 5/10/2018 | | | | <0.003 | <0.003 |
| 10/9/2018 | | | | <0.003 | <0.003 |
| 3/6/2019 | | | | | |
| 4/22/2019 | | | | | <0.003 |
| 4/29/2019 | | | | <0.003 | |
| 5/1/2019 | | | | | |
| 8/27/2019 | | | | <0.003 | <0.003 |
| 8/28/2019 | | | | | |
| 9/3/2019 | | | | | |
| 3/3/2020 | | | | <0.003 | <0.003 |
| 3/5/2020 | | | | | |
| 3/9/2020 | <0.003 | | <0.003 | | |
| 3/10/2020 | | <0.003 | | | |
| 10/13/2020 | | <0.003 | | <0.003 | <0.003 |
| 10/14/2020 | | | | | |
| 10/15/2020 | | | | | |
| 10/19/2020 | | | <0.003 | | |
| 10/20/2020 | | | | | |
| 10/21/2020 | <0.003 | | | | |

# Time Series

Constituent: Beryllium (mg/L) Analysis Run 1/13/2021 12:45 PM

Plant Miller Client: Southern Company Data: Miller Ash Pond

| | MR-AP-MW-4 | MR-AP-MW-4V | MR-AP-MW-5 | MR-AP-MW-6 | MR-AP-MW-6V | MR-AP-MW-7D | MR-AP-MW-7S | MR-AP-MW-8D | MR-AP-MW-8S |
|---|---|---|---|---|---|---|---|---|---|
| 7/19/2016 | <0.003 | | | | | | | | |
| 7/20/2016 | | | | | | | | | |
| 7/21/2016 | | | | | | <0.003 | <0.003 | | |
| 7/25/2016 | | | | | | | | <0.003 | <0.003 |
| 7/26/2016 | | | <0.003 | <0.003 | | | | | |
| 9/27/2016 | <0.003 | | | | | <0.003 | <0.003 | | <0.003 |
| 9/28/2016 | | | <0.003 | <0.003 | | | | <0.003 | |
| 11/1/2016 | <0.003 | | | <0.003 | | <0.003 | <0.003 | <0.003 | <0.003 |
| 11/2/2016 | | | <0.003 | | | | | | |
| 1/9/2017 | <0.003 | | | <0.003 | | | | | |
| 1/10/2017 | | | <0.003 | | | <0.003 | <0.003 | <0.003 | <0.003 |
| 1/12/2017 | | | | | | | | | |
| 2/13/2017 | <0.003 | | | <0.003 | | | | | |
| 2/14/2017 | | | <0.003 | | | <0.003 | <0.003 | | <0.003 |
| 2/15/2017 | | | | | | | | <0.003 | |
| 4/3/2017 | | | <0.003 | <0.003 | | | | | |
| 4/4/2017 | <0.003 | | | | | <0.003 | <0.003 | <0.003 | <0.003 |
| 4/6/2017 | | | | | | | | | |
| 5/16/2017 | <0.003 | | | <0.003 | | <0.003 | <0.003 | | <0.003 |
| 5/17/2017 | | | <0.003 | | | | | <0.003 | |
| 6/12/2017 | <0.003 | | <0.003 | <0.003 | | | | | |
| 6/13/2017 | | | | | | <0.003 | <0.003 | <0.003 | <0.003 |
| 6/14/2017 | | | | | | | | | |
| 1/29/2018 | <0.003 | | | | | <0.003 | | | |
| 1/30/2018 | | | | | | | <0.003 | <0.003 | <0.003 |
| 2/1/2018 | | | <0.003 | <0.003 | | | | | |
| 5/8/2018 | | | | | | | | | |
| 5/9/2018 | <0.003 | | <0.003 | <0.003 | | <0.003 | <0.003 | <0.003 | <0.003 |
| 10/8/2018 | <0.003 | | <0.003 | <0.003 | | | | | |
| 10/9/2018 | | | | | | <0.003 | <0.003 | <0.003 | <0.003 |
| 2/20/2019 | | | | | | | | | |
| 3/5/2019 | | <0.003 | | | <0.003 | | | | |
| 4/23/2019 | | | <0.003 | <0.003 | | | | | |
| 4/24/2019 | | | | | | <0.003 | <0.003 | <0.003 | <0.003 |
| 4/29/2019 | <0.003 | | | | | | | | |
| 8/27/2019 | <0.003 | <0.003 | | | | | | | |
| 8/28/2019 | | | <0.003 | <0.003 | <0.003 | <0.003 | <0.003 | <0.003 | <0.003 |
| 8/29/2019 | | | | | | | | | |
| 9/24/2019 | | | | | | | | | |
| 3/2/2020 | | | <0.003 | | | | | | |
| 3/3/2020 | | | | <0.003 | <0.003 | <0.003 | <0.003 | <0.003 | <0.003 |
| 3/4/2020 | <0.003 | <0.003 | | | | | | | |
| 3/25/2020 | | | | | | | | | |
| 9/23/2020 | | | | | | | | | |
| 10/14/2020 | <0.003 | <0.003 | | | | | | | |
| 10/19/2020 | | | | | <0.003 | | | | |
| 10/20/2020 | | | | <0.003 | | | | | |
| 10/21/2020 | | | <0.003 | | | | | | |

# Time Series

Constituent: Beryllium (mg/L) Analysis Run 1/13/2021 12:45 PM

Plant Miller Client: Southern Company Data: Miller Ash Pond

| | MR-AP-MW-9D | MR-AP-MW-9S | MR-AP-PZ-5 | GS-AP-MW-17V ... | MR-AP-MW-22S ... |
|---|---|---|---|---|---|
| 7/19/2016 | | | | | |
| 7/20/2016 | <0.003 | <0.003 | | | |
| 7/21/2016 | | | | | |
| 7/25/2016 | | | | | |
| 7/26/2016 | | | <0.003 | | |
| 9/27/2016 | | <0.003 | | | |
| 9/28/2016 | <0.003 | | <0.003 | | |
| 11/1/2016 | <0.003 | | | | |
| 11/2/2016 | | <0.003 | <0.003 | | |
| 1/9/2017 | | | | | |
| 1/10/2017 | <0.003 | | | | |
| 1/12/2017 | | <0.003 | <0.003 | | |
| 2/13/2017 | | | <0.003 | | |
| 2/14/2017 | | | | | |
| 2/15/2017 | <0.003 | <0.003 | | | |
| 4/3/2017 | | | <0.003 | | |
| 4/4/2017 | <0.003 | | | | |
| 4/6/2017 | | <0.003 | | | |
| 5/16/2017 | | | | | |
| 5/17/2017 | <0.003 | <0.003 | <0.003 | | |
| 6/12/2017 | | | <0.003 | | |
| 6/13/2017 | <0.003 | | | | |
| 6/14/2017 | | <0.003 | | | |
| 1/29/2018 | | | | | |
| 1/30/2018 | <0.003 | <0.003 | | | |
| 2/1/2018 | | | <0.003 | | |
| 5/8/2018 | <0.003 | <0.003 | | | |
| 5/9/2018 | | | <0.003 | | |
| 10/8/2018 | | | <0.003 | | |
| 10/9/2018 | <0.003 | <0.003 | | | |
| 2/20/2019 | | | | <0.003 | |
| 3/5/2019 | | | | | |
| 4/23/2019 | | | <0.003 | | |
| 4/24/2019 | <0.003 | <0.003 | | | |
| 4/29/2019 | | | | | |
| 8/27/2019 | <0.003 | <0.003 | | | |
| 8/28/2019 | | | | | |
| 8/29/2019 | | | <0.003 | | |
| 9/24/2019 | | | | <0.003 | |
| 3/2/2020 | | | <0.003 | | |
| 3/3/2020 | <0.003 | <0.003 | | | |
| 3/4/2020 | | | | | |
| 3/25/2020 | | | | <0.003 | |
| 9/23/2020 | | | | <0.003 | |
| 10/14/2020 | | | | | <0.003 |
| 10/19/2020 | | | | | |
| 10/20/2020 | | | | | |
| 10/21/2020 | | | <0.003 | | |

# Time Series

Constituent: Beryllium (mg/L) Analysis Run 1/13/2021 12:45 PM

Plant Miller Client: Southern Company Data: Miller Ash Pond

| | MR-AP-MW-23A ... | MR-AP-MW-9DR | MR-AP-MW-9SR | MR-AP-MW-14R | MR-AP-MW-13SR | MR-AP-MW-13DR | MR-AP-MW-7SR | MR-AP-MW-7DR | MR-AP-MW-22I ... |
|---|---|---|---|---|---|---|---|---|---|
| 10/14/2020 | <0.003 | | | | | | | | |
| 10/15/2020 | | <0.003 | <0.003 | | | | | | |
| 10/20/2020 | | | | <0.003 | <0.003 | <0.003 | <0.003 | <0.003 | <0.003 |
| 10/26/2020 | | | | | | | | | |
| 10/27/2020 | | | | | | | | | |

# Time Series

Constituent: Beryllium (mg/L) Analysis Run 1/13/2021 12:45 PM

Plant Miller Client: Southern Company Data: Miller Ash Pond

| | MR-AP-MW-27HR | MR-AP-MW-36HR | MR-AP-MW-22D ... | MR-AP-MW-31H |
|---|---|---|---|---|
| 10/14/2020 | | | | |
| 10/15/2020 | | | | |
| 10/20/2020 | | | | |
| 10/26/2020 | <0.003 | | <0.003 | |
| 10/27/2020 | | <0.003 | | <0.003 |

# Time Series

Constituent: Boron (mg/L) Analysis Run 1/13/2021 12:45 PM

Plant Miller Client: Southern Company Data: Miller Ash Pond

| | GS-AP-MW-13 (bg) | GS-AP-MW-8 (bg) | MR-AP-MW-1 | MR-AP-MW-10 | MR-AP-MW-11 | MR-AP-MW-12 | MR-AP-MW-13D | MR-AP-MW-13S | MR-AP-MW-14 |
|---|---|---|---|---|---|---|---|---|---|
| 7/19/2016 | | | | | | | | | |
| 7/20/2016 | | | | | | 2.36 | 0.0601 (J) | 0.0816 (J) | 0.115 |
| 7/25/2016 | | | 0.0978 (J) | 3.36 | 0.0282 (J) | | | | |
| 8/2/2016 | 0.1 | | | | | | | | |
| 8/3/2016 | | 0.0239 (J) | | | | | | | |
| 9/20/2016 | 0.1 | | | | | | | | |
| 9/21/2016 | | 0.1 | | | | | | | |
| 9/26/2016 | | | 0.0625 (J) | | | | | | 0.135 |
| 9/27/2016 | | | | 3.18 | 0.0253 (J) | 2.14 | 0.0979 (J) | 0.0837 (J) | |
| 10/25/2016 | 0.1 | 0.1 | | | | | | | |
| 10/31/2016 | | | | 3.32 | | | | | 0.153 |
| 11/1/2016 | | | | | 0.0266 (J) | 2.21 | 0.108 | 0.0837 (J) | |
| 11/2/2016 | | | 0.067 (J) | | | | | | |
| 12/13/2016 | 0.1 | 0.1 | | | | | | | |
| 1/9/2017 | | | | | | | | | 0.19 |
| 1/11/2017 | | | 0.0588 (J) | 3.05 | | 2.04 | 0.0719 (J) | 0.0795 (J) | |
| 1/12/2017 | | | | | 0.0268 (J) | | | | |
| 2/6/2017 | | 0.1 | | | | | | | |
| 2/8/2017 | 0.1 | | | | | | | | |
| 2/13/2017 | | | 0.0561 (J) | | 0.0263 (J) | | | | |
| 2/14/2017 | | | | 2.87 | | | | | 0.148 |
| 2/15/2017 | | | | | | 2.12 | 0.0714 (J) | 0.0889 (J) | |
| 3/28/2017 | | 0.1 | | | | | | | |
| 3/29/2017 | 0.1 | | | | | | | | |
| 4/3/2017 | | | 0.0631 (J) | | | | | | |
| 4/4/2017 | | | | | 0.0252 (J) | 2.51 | 0.0553 (J) | | 0.129 |
| 4/6/2017 | | | | 2.87 | | | | 0.0777 (J) | |
| 4/24/2017 | | 0.1 | | | | | | | |
| 4/26/2017 | 0.1 | | | | | | | | |
| 5/15/2017 | | | 0.0636 (J) | | | 2.54 | | | |
| 5/16/2017 | | | | | 0.0319 (J) | | | | |
| 5/17/2017 | | | | 2.71 | | | 0.0781 (J) | 0.095 (J) | 0.157 |
| 6/7/2017 | <0.1 | <0.1 | | | | | | | |
| 6/12/2017 | | | | | | | | | |
| 6/13/2017 | | | | 2.67 | | | 0.0675 (J) | 0.0938 (J) | 0.14 |
| 6/14/2017 | | | 0.0603 (J) | | 0.026 (J) | 2.83 | | | |
| 8/21/2017 | | <0.1 | | | | | | | |
| 8/22/2017 | <0.1 | | | | | | | | |
| 9/19/2017 | | | 0.0559 (J) | | 0.0253 (J) | | 0.0732 (J) | 0.108 | 0.115 |
| 9/21/2017 | | | | 3.08 | | 3.76 | | | |
| 5/7/2018 | | | | | | | | | |
| 5/8/2018 | | | | | <0.1 | 5.61 | 0.083 (J) | 0.101 | 0.102 |
| 5/9/2018 | | | 0.0437 (J) | | | | | | |
| 5/10/2018 | | | | 3.04 | | | | | |
| 5/15/2018 | <0.1 | <0.1 | | | | | | | |
| 10/8/2018 | | | | 3.46 | | 6.35 | | | |
| 10/9/2018 | | | 0.0559 (J) | | 0.0262 (J) | | 0.102 | 0.106 | 0.118 |
| 10/16/2018 | | <0.1 | | | | | | | |
| 10/17/2018 | <0.1 | | | | | | | | |
| 3/6/2019 | | | | | | | | | |
| 4/16/2019 | <0.1 | <0.1 | | | | | | | |
| 4/24/2019 | | | | 3.61 | | | 0.0987 (J) | 0.137 (J) | 0.121 (J) |

# Time Series

Constituent: Boron (mg/L) Analysis Run 1/13/2021 12:45 PM

Plant Miller Client: Southern Company Data: Miller Ash Pond

| | GS-AP-MW-13 (bg) | GS-AP-MW-8 (bg) | MR-AP-MW-1 | MR-AP-MW-10 | MR-AP-MW-11 | MR-AP-MW-12 | MR-AP-MW-13D | MR-AP-MW-13S | MR-AP-MW-14 |
|---|---|---|---|---|---|---|---|---|---|
| 5/1/2019 | | | <0.1 | | <0.1 | | | | |
| 8/27/2019 | | | 0.0869 (J) | | | | | | |
| 8/28/2019 | | | | | <0.1 | 7.06 | | | 0.126 |
| 8/29/2019 | | | | 4.1 | | | 0.0961 (J) | 0.11 | |
| 9/24/2019 | | <0.1 | | | | | | | |
| 3/3/2020 | | | | | 0.0308 (J) | | | | |
| 3/4/2020 | | | | | | | | | 0.122 |
| 3/9/2020 | | | 0.0747 (J) | 4.7 | | | 0.0929 (J) | 0.1 | |
| 3/10/2020 | | | | | | 7.52 | | | |
| 3/18/2020 | | <0.1 | | | | | | | |
| 9/21/2020 | | <0.1 | | | | | | | |
| 10/13/2020 | | | | | | | | | |
| 10/14/2020 | | | | | | | | | |
| 10/19/2020 | | | 0.0512 (J) | 4.44 | | 7.42 | | | |
| 10/20/2020 | | | | | 0.0357 (J) | | | | |

# Time Series

Constituent: Boron (mg/L) Analysis Run 1/13/2021 12:45 PM

Plant Miller Client: Southern Company Data: Miller Ash Pond

| | MR-AP-MW-15 | MR-AP-MW-16 | MR-AP-MW-17H | MR-AP-MW-18H | MR-AP-MW-19HA |
|---|---|---|---|---|---|
| 7/19/2016 | 0.15 | 2.86 | | | |
| 7/20/2016 | | | | | |
| 7/25/2016 | | | | | |
| 8/2/2016 | | | | | |
| 8/3/2016 | | | | | |
| 9/20/2016 | | | | | |
| 9/21/2016 | | | | | |
| 9/26/2016 | 0.175 | 2.86 | | | |
| 9/27/2016 | | | | | |
| 10/25/2016 | | | | | |
| 10/31/2016 | 0.204 | 3.25 | | | |
| 11/1/2016 | | | | | |
| 11/2/2016 | | | | | |
| 12/13/2016 | | | | | |
| 1/9/2017 | 0.192 | 2.71 | | | |
| 1/11/2017 | | | | | |
| 1/12/2017 | | | | | |
| 2/6/2017 | | | | | |
| 2/8/2017 | | | | | |
| 2/13/2017 | | | | | |
| 2/14/2017 | 0.161 | 2.39 | | | |
| 2/15/2017 | | | | | |
| 3/28/2017 | | | | | |
| 3/29/2017 | | | | | |
| 4/3/2017 | | 1.86 | | | |
| 4/4/2017 | 0.147 | | | | |
| 4/6/2017 | | | | | |
| 4/24/2017 | | | | | |
| 4/26/2017 | | | | | |
| 5/15/2017 | | | | | |
| 5/16/2017 | 0.168 | 2.67 | | | |
| 5/17/2017 | | | | | |
| 6/7/2017 | | | | | |
| 6/12/2017 | 0.18 | 2.81 | | | |
| 6/13/2017 | | | | | |
| 6/14/2017 | | | | | |
| 8/21/2017 | | | | | |
| 8/22/2017 | | | | | |
| 9/19/2017 | 0.192 | 3 | | | |
| 9/21/2017 | | | | | |
| 5/7/2018 | 0.258 | 2.83 | | | |
| 5/8/2018 | | | | | |
| 5/9/2018 | | | | | |
| 5/10/2018 | | | | | |
| 5/15/2018 | | | | | |
| 10/8/2018 | | | | | |
| 10/9/2018 | 0.237 | 2.85 | | | |
| 10/16/2018 | | | | | |
| 10/17/2018 | | | | | |
| 3/6/2019 | | | 0.0571 (J) | 0.178 | |
| 4/16/2019 | | | | | |
| 4/24/2019 | 0.243 | 2.41 | | | |

# Time Series

Constituent: Boron (mg/L) Analysis Run 1/13/2021 12:45 PM

Plant Miller Client: Southern Company Data: Miller Ash Pond

| | MR-AP-MW-15 | MR-AP-MW-16 | MR-AP-MW-17H | MR-AP-MW-18H | MR-AP-MW-19HA |
|---|---|---|---|---|---|
| 5/1/2019 | | | | | |
| 8/27/2019 | | | 0.0898 (J) | 0.299 | |
| 8/28/2019 | 0.863 | 3.18 | | | |
| 8/29/2019 | | | | | |
| 9/24/2019 | | | | | |
| 3/3/2020 | | 1.29 | | | |
| 3/4/2020 | 0.285 | | | | |
| 3/9/2020 | | | | | 0.132 |
| 3/10/2020 | | | 0.0538 (J) | 0.151 | |
| 3/18/2020 | | | | | |
| 9/21/2020 | | | | | |
| 10/13/2020 | 0.375 | 2.62 | 0.0857 (J) | 0.302 | |
| 10/14/2020 | | | | | 0.167 |
| 10/19/2020 | | | | | |
| 10/20/2020 | | | | | |

# Time Series

Constituent: Boron (mg/L) Analysis Run 1/13/2021 12:45 PM

Plant Miller Client: Southern Company Data: Miller Ash Pond

| | MR-AP-MW-2 | MR-AP-MW-20H | MR-AP-MW-20HS | MR-AP-MW-21 (bg) | MR-AP-MW-23 (bg) | MR-AP-MW-28H | MR-AP-MW-30H | MR-AP-MW-32H | MR-AP-MW-33H |
|---|---|---|---|---|---|---|---|---|---|
| 7/19/2016 | | | | | | | | | |
| 7/25/2016 | 0.0922 (J) | | | | | | | | |
| 9/26/2016 | | | | | | | | | |
| 9/28/2016 | 0.126 | | | | | | | | |
| 10/31/2016 | | | | | | | | | |
| 11/1/2016 | 0.0959 (J) | | | | | | | | |
| 1/9/2017 | | | | | | | | | |
| 1/11/2017 | 0.0976 (J) | | | | | | | | |
| 2/13/2017 | | | | | | | | | |
| 2/14/2017 | 0.147 | | | | | | | | |
| 4/3/2017 | | | | | | | | | |
| 4/4/2017 | 0.121 | | | | | | | | |
| 5/16/2017 | 0.167 | | | | | | | | |
| 6/12/2017 | | | | | | | | | |
| 6/14/2017 | 0.159 | | | | | | | | |
| 9/20/2017 | 0.148 | | | | | | | | |
| 5/9/2018 | 0.145 | | | | | | | | |
| 5/10/2018 | | | | | | | | | |
| 10/9/2018 | 0.15 | | | | | | | | |
| 3/6/2019 | | 0.699 | 0.641 | 0.0619 (J) | | | | | |
| 4/22/2019 | | | | | | | | | |
| 4/29/2019 | | | | | | | | | |
| 5/1/2019 | 0.24 | | | | | | | | |
| 8/27/2019 | 0.192 | | | | | | | | |
| 8/28/2019 | | | | 0.0879 (J) | | | | | |
| 9/3/2019 | | 0.751 | 0.61 | | | | | | |
| 3/3/2020 | 0.167 | | | | | | | | |
| 3/5/2020 | | | | | | | | | 0.608 |
| 3/9/2020 | | | | 0.101 | 0.756 | 0.119 | | | |
| 3/10/2020 | | 0.759 | 0.633 | | | | 0.0912 (J) | <0.1 | |
| 10/13/2020 | | | | 0.0973 (J) | | | | | |
| 10/14/2020 | | | | | 0.762 | | | | 0.738 |
| 10/15/2020 | | | | | | | | <0.1 | |
| 10/19/2020 | | 0.724 | 0.615 | | | 0.608 | | | |
| 10/20/2020 | | | | | | | 0.0673 (J) | | |
| 10/21/2020 | 0.316 | | | | | | | | |

# Time Series

Constituent: Boron (mg/L) Analysis Run 1/13/2021 12:45 PM

Plant Miller Client: Southern Company Data: Miller Ash Pond

| | MR-AP-MW-34H | MR-AP-MW-35H | MR-AP-MW-37H | MR-AP-MW-3D | MR-AP-MW-3S |
|---|---|---|---|---|---|
| 7/19/2016 | | | | 0.527 | 0.195 |
| 7/25/2016 | | | | | |
| 9/26/2016 | | | | 0.54 | 0.179 |
| 9/28/2016 | | | | | |
| 10/31/2016 | | | | 0.586 | 0.19 |
| 11/1/2016 | | | | | |
| 1/9/2017 | | | | 0.584 | 0.196 |
| 1/11/2017 | | | | | |
| 2/13/2017 | | | | 0.567 | 0.187 |
| 2/14/2017 | | | | | |
| 4/3/2017 | | | | 0.527 | 0.192 |
| 4/4/2017 | | | | | |
| 5/16/2017 | | | | 0.477 | 0.178 |
| 6/12/2017 | | | | 0.491 | 0.181 |
| 6/14/2017 | | | | | |
| 9/20/2017 | | | | 0.505 | 0.188 |
| 5/9/2018 | | | | | |
| 5/10/2018 | | | | 0.425 | 0.183 |
| 10/9/2018 | | | | 0.471 | 0.202 |
| 3/6/2019 | | | | | |
| 4/22/2019 | | | | | 0.183 (J) |
| 4/29/2019 | | | | 0.407 | |
| 5/1/2019 | | | | | |
| 8/27/2019 | | | | 0.443 | 0.209 |
| 8/28/2019 | | | | | |
| 9/3/2019 | | | | | |
| 3/3/2020 | | | | 0.422 | 0.217 |
| 3/5/2020 | | | | | |
| 3/9/2020 | 0.148 | | 0.0385 (J) | | |
| 3/10/2020 | | <0.1 | | | |
| 10/13/2020 | | <0.1 | | 0.492 | 0.271 |
| 10/14/2020 | | | | | |
| 10/15/2020 | | | | | |
| 10/19/2020 | | | <0.1 | | |
| 10/20/2020 | | | | | |
| 10/21/2020 | 0.16 | | | | |

# Time Series

Constituent: Boron (mg/L) Analysis Run 1/13/2021 12:45 PM

Plant Miller Client: Southern Company Data: Miller Ash Pond

| | MR-AP-MW-4 | MR-AP-MW-4V | MR-AP-MW-5 | MR-AP-MW-6 | MR-AP-MW-6V | MR-AP-MW-7D | MR-AP-MW-7S | MR-AP-MW-8D | MR-AP-MW-8S |
|---|---|---|---|---|---|---|---|---|---|
| 7/19/2016 | 0.496 | | | | | | | | |
| 7/20/2016 | | | | | | | | | |
| 7/21/2016 | | | | | | 0.744 | 0.69 | | |
| 7/25/2016 | | | | | | | | 0.916 | 1.56 |
| 7/26/2016 | | | 0.873 | 0.835 | | | | | |
| 9/27/2016 | 0.514 | | | | | 0.711 | 0.669 | | 1.55 |
| 9/28/2016 | | | 0.857 | 0.807 | | | | 1.03 | |
| 11/1/2016 | 0.571 | | | 0.838 | | 0.745 | 0.697 | 1.04 | 1.47 |
| 11/2/2016 | | | 0.909 | | | | | | |
| 1/9/2017 | 0.572 | | | 0.848 | | | | | |
| 1/10/2017 | | | 0.915 | | | 0.733 | 0.705 | 1.01 | 1.52 |
| 1/12/2017 | | | | | | | | | |
| 2/13/2017 | 0.565 | | | 0.869 | | | | | |
| 2/14/2017 | | | 0.932 | | | 0.753 | 0.722 | | 1.46 |
| 2/15/2017 | | | | | | | | 1.05 | |
| 4/3/2017 | | | 0.932 | 0.881 | | | | | |
| 4/4/2017 | 0.536 | | | | | 0.755 | 0.727 | 1.15 | 1.58 |
| 4/6/2017 | | | | | | | | | |
| 5/16/2017 | 0.482 | | | 0.81 | | 0.691 | 0.647 | | 1.45 |
| 5/17/2017 | | | 0.953 | | | | | 1.13 | |
| 6/12/2017 | 0.478 | | 0.854 | 0.832 | | | | | |
| 6/13/2017 | | | | | | 0.715 | 0.673 | 1.13 | 1.59 |
| 6/14/2017 | | | | | | | | | |
| 9/18/2017 | | | 0.921 | 0.864 | | 0.734 | 0.697 | | |
| 9/19/2017 | | | | | | | | 1.13 | 1.76 |
| 9/20/2017 | 0.506 | | | | | | | | |
| 5/8/2018 | | | | | | | | | |
| 5/9/2018 | 0.433 | | 0.851 | 0.878 | | 0.727 | 0.692 | 0.76 | 1.05 |
| 10/8/2018 | 0.503 | | 0.833 | 0.905 | | | | | |
| 10/9/2018 | | | | | | 0.769 | 0.737 | 1.16 | 2.05 |
| 2/20/2019 | | | | | | | | | |
| 3/5/2019 | | 0.357 | | | 0.753 | | | | |
| 4/23/2019 | | | 0.849 | 0.862 | | | | | |
| 4/24/2019 | | | | | | 0.756 | 0.73 | 0.893 | 1.53 |
| 4/29/2019 | 0.444 | | | | | | | | |
| 8/27/2019 | 0.495 | 0.51 | | | | | | | |
| 8/28/2019 | | | 0.852 | 0.906 | 0.379 | 0.764 | 0.743 | 1.05 | 2.06 |
| 8/29/2019 | | | | | | | | | |
| 9/24/2019 | | | | | | | | | |
| 3/2/2020 | | | 0.851 | | | | | | |
| 3/3/2020 | | | | 0.895 | 0.431 | 0.752 | 0.74 | 0.742 | 0.692 |
| 3/4/2020 | 0.431 | 0.303 | | | | | | | |
| 3/25/2020 | | | | | | | | | |
| 9/23/2020 | | | | | | | | | |
| 10/14/2020 | 0.46 | 0.483 | | | | | | | |
| 10/19/2020 | | | | | 0.437 | | | | |
| 10/20/2020 | | | | 0.947 | | | | | |
| 10/21/2020 | | | 0.847 | | | | | | |

# Time Series

Constituent: Boron (mg/L) Analysis Run 1/13/2021 12:45 PM

Plant Miller Client: Southern Company Data: Miller Ash Pond

| | MR-AP-MW-9D | MR-AP-MW-9S | MR-AP-PZ-5 | GS-AP-MW-17V ... | MR-AP-MW-22S ... |
|---|---|---|---|---|---|
| 7/19/2016 | | | | | |
| 7/20/2016 | 0.644 | 0.295 | | | |
| 7/21/2016 | | | | | |
| 7/25/2016 | | | | | |
| 7/26/2016 | | | 0.434 | | |
| 9/27/2016 | | 0.282 | | | |
| 9/28/2016 | 0.641 | | 0.454 | | |
| 11/1/2016 | 0.671 | | | | |
| 11/2/2016 | | 0.293 | 0.46 | | |
| 1/9/2017 | | | | | |
| 1/10/2017 | 0.696 | | | | |
| 1/12/2017 | | 0.358 | 0.471 | | |
| 2/13/2017 | | | 0.473 | | |
| 2/14/2017 | | | | | |
| 2/15/2017 | 0.708 | 0.398 | | | |
| 4/3/2017 | | | 0.424 | | |
| 4/4/2017 | 0.716 | | | | |
| 4/6/2017 | | 0.367 | | | |
| 5/16/2017 | | | | | |
| 5/17/2017 | 0.735 | 0.358 | 0.462 | | |
| 6/12/2017 | | | 0.418 | | |
| 6/13/2017 | 0.695 | | | | |
| 6/14/2017 | | 0.406 | | | |
| 9/18/2017 | | | 0.428 | | |
| 9/19/2017 | 0.716 | 0.409 | | | |
| 9/20/2017 | | | | | |
| 5/8/2018 | 0.722 | 0.399 | | | |
| 5/9/2018 | | | 0.406 | | |
| 10/8/2018 | | | 0.42 | | |
| 10/9/2018 | 0.752 | 0.437 | | | |
| 2/20/2019 | | | | 0.0337 (J) | |
| 3/5/2019 | | | | | |
| 4/23/2019 | | | 0.372 | | |
| 4/24/2019 | 0.758 | 0.757 | | | |
| 4/29/2019 | | | | | |
| 8/27/2019 | 0.75 | 0.438 | | | |
| 8/28/2019 | | | | | |
| 8/29/2019 | | | 0.319 | | |
| 9/24/2019 | | | | 0.0532 (J) | |
| 3/2/2020 | | | 0.328 | | |
| 3/3/2020 | 0.769 | 1.41 | | | |
| 3/4/2020 | | | | | |
| 3/25/2020 | | | | 0.0482 (J) | |
| 9/23/2020 | | | | 0.0478 (J) | |
| 10/14/2020 | | | | | 0.134 |
| 10/19/2020 | | | | | |
| 10/20/2020 | | | | | |
| 10/21/2020 | | | 0.328 | | |

# Time Series

Constituent: Boron (mg/L) Analysis Run 1/13/2021 12:45 PM

Plant Miller Client: Southern Company Data: Miller Ash Pond

| | MR-AP-MW-23A ... | MR-AP-MW-9DR | MR-AP-MW-9SR | MR-AP-MW-14R | MR-AP-MW-13SR | MR-AP-MW-13DR | MR-AP-MW-7SR | MR-AP-MW-7DR | MR-AP-MW-22I ... |
|---|---|---|---|---|---|---|---|---|---|
| 10/14/2020 | 0.706 | | | | | | | | |
| 10/15/2020 | | <0.1 | 0.11 | | | | | | |
| 10/20/2020 | | | | 0.0773 (J) | 0.0541 (J) | 0.0304 (J) | 0.726 | 0.745 | 0.173 |
| 10/26/2020 | | | | | | | | | |
| 10/27/2020 | | | | | | | | | |

# Time Series

Constituent: Boron (mg/L) Analysis Run 1/13/2021 12:45 PM

Plant Miller Client: Southern Company Data: Miller Ash Pond

| | MR-AP-MW-27HR | MR-AP-MW-36HR | MR-AP-MW-22D ... | MR-AP-MW-31H |
|---|---|---|---|---|
| 10/14/2020 | | | | |
| 10/15/2020 | | | | |
| 10/20/2020 | | | | |
| 10/26/2020 | <0.1 | | 0.149 | |
| 10/27/2020 | | 0.0966 (J) | | 0.0341 (J) |

# Time Series

Constituent: Cadmium (mg/L) Analysis Run 1/13/2021 12:45 PM

Plant Miller Client: Southern Company Data: Miller Ash Pond

| | GS-AP-MW-13 (bg) | GS-AP-MW-8 (bg) | MR-AP-MW-1 | MR-AP-MW-10 | MR-AP-MW-11 | MR-AP-MW-12 | MR-AP-MW-13D | MR-AP-MW-13S | MR-AP-MW-14 |
|---|---|---|---|---|---|---|---|---|---|
| 7/19/2016 | | | | | | | | | |
| 7/20/2016 | | | | | | <0.001 | <0.001 | <0.001 | <0.001 |
| 7/25/2016 | | | <0.001 | <0.001 | <0.001 | | | | |
| 8/2/2016 | 0.001 | | | | | | | | |
| 8/3/2016 | | 0.001 | | | | | | | |
| 9/20/2016 | 0.001 | | | | | | | | |
| 9/21/2016 | | 0.001 | | | | | | | |
| 9/26/2016 | | | <0.001 | | | | | | <0.001 |
| 9/27/2016 | | | | <0.001 | <0.001 | <0.001 | <0.001 | <0.001 | |
| 10/25/2016 | 0.001 | 0.001 | | | | | | | |
| 10/31/2016 | | | | <0.001 | | | | | <0.001 |
| 11/1/2016 | | | | | <0.001 | <0.001 | <0.001 | <0.001 | |
| 11/2/2016 | | | <0.001 | | | | | | |
| 12/13/2016 | 0.001 | 0.001 | | | | | | | |
| 1/9/2017 | | | | | | | | | <0.001 |
| 1/11/2017 | | | <0.001 | <0.001 | | <0.001 | <0.001 | <0.001 | |
| 1/12/2017 | | | | | <0.001 | | | | |
| 2/6/2017 | | 0.001 | | | | | | | |
| 2/8/2017 | 0.001 | | | | | | | | |
| 2/13/2017 | | | <0.001 | | <0.001 | | | | |
| 2/14/2017 | | | | <0.001 | | | | | <0.001 |
| 2/15/2017 | | | | | | <0.001 | <0.001 | <0.001 | |
| 3/28/2017 | | 0.001 | | | | | | | |
| 3/29/2017 | 0.001 | | | | | | | | |
| 4/3/2017 | | | <0.001 | | | | | | |
| 4/4/2017 | | | | | <0.001 | <0.001 | <0.001 | | <0.001 |
| 4/6/2017 | | | | <0.001 | | | | <0.001 | |
| 4/24/2017 | | 0.001 | | | | | | | |
| 4/26/2017 | 0.001 | | | | | | | | |
| 5/15/2017 | | | <0.001 | | | <0.001 | | | |
| 5/16/2017 | | | | | <0.001 | | | | |
| 5/17/2017 | | | | <0.001 | | | <0.001 | <0.001 | <0.001 |
| 6/7/2017 | <0.001 | <0.001 | | | | | | | |
| 6/12/2017 | | | | | | | | | |
| 6/13/2017 | | | | <0.001 | | | <0.001 | <0.001 | <0.001 |
| 6/14/2017 | | | <0.001 | | <0.001 | <0.001 | | | |
| 1/30/2018 | | | | | | <0.001 | | | |
| 1/31/2018 | | | | <0.001 | | | <0.001 | <0.001 | |
| 2/1/2018 | | | 0.000372 (J) | | <0.001 | | | | <0.001 |
| 2/19/2018 | | <0.001 | | | | | | | |
| 2/20/2018 | <0.001 | | | | | | | | |
| 5/7/2018 | | | | | | | | | |
| 5/8/2018 | | | | | <0.001 | <0.001 | <0.001 | <0.001 | <0.001 |
| 5/9/2018 | | | <0.001 | | | | | | |
| 5/10/2018 | | | | <0.001 | | | | | |
| 5/15/2018 | <0.001 | <0.001 | | | | | | | |
| 10/8/2018 | | | | <0.001 | | <0.001 | | | |
| 10/9/2018 | | | <0.001 | | <0.001 | | <0.001 | <0.001 | <0.001 |
| 10/16/2018 | | <0.001 | | | | | | | |
| 10/17/2018 | <0.001 | | | | | | | | |
| 3/6/2019 | | | | | | | | | |
| 4/16/2019 | <0.001 | <0.001 | | | | | | | |

# Time Series

Constituent: Cadmium (mg/L) Analysis Run 1/13/2021 12:45 PM

Plant Miller Client: Southern Company Data: Miller Ash Pond

| | GS-AP-MW-13 (bg) | GS-AP-MW-8 (bg) | MR-AP-MW-1 | MR-AP-MW-10 | MR-AP-MW-11 | MR-AP-MW-12 | MR-AP-MW-13D | MR-AP-MW-13S | MR-AP-MW-14 |
|---|---|---|---|---|---|---|---|---|---|
| 4/24/2019 | | | | <0.001 | | | <0.001 | <0.001 | <0.001 |
| 5/1/2019 | | | <0.001 | | <0.001 | | | | |
| 8/27/2019 | | | <0.001 | | | | | | |
| 8/28/2019 | | | | | <0.001 | <0.001 | | | <0.001 |
| 8/29/2019 | | | | <0.001 | | | <0.001 | <0.001 | |
| 9/24/2019 | | <0.001 | | | | | | | |
| 3/3/2020 | | | | | <0.001 | | | | |
| 3/4/2020 | | | | | | | | | <0.001 |
| 3/9/2020 | | | <0.001 | <0.001 | | | <0.001 | <0.001 | |
| 3/10/2020 | | | | | | <0.001 | | | |
| 3/18/2020 | | <0.001 | | | | | | | |
| 9/21/2020 | | <0.001 | | | | | | | |
| 10/13/2020 | | | | | | | | | |
| 10/14/2020 | | | | | | | | | |
| 10/19/2020 | | | <0.001 | <0.001 | | <0.001 | | | |
| 10/20/2020 | | | | | <0.001 | | | | |

# Time Series

Constituent: Cadmium (mg/L) Analysis Run 1/13/2021 12:45 PM

Plant Miller Client: Southern Company Data: Miller Ash Pond

| | MR-AP-MW-15 | MR-AP-MW-16 | MR-AP-MW-17H | MR-AP-MW-18H | MR-AP-MW-19HA |
|---|---|---|---|---|---|
| 7/19/2016 | <0.001 | 0.000222 (J) | | | |
| 7/20/2016 | | | | | |
| 7/25/2016 | | | | | |
| 8/2/2016 | | | | | |
| 8/3/2016 | | | | | |
| 9/20/2016 | | | | | |
| 9/21/2016 | | | | | |
| 9/26/2016 | <0.001 | 0.000208 (J) | | | |
| 9/27/2016 | | | | | |
| 10/25/2016 | | | | | |
| 10/31/2016 | <0.001 | <0.001 | | | |
| 11/1/2016 | | | | | |
| 11/2/2016 | | | | | |
| 12/13/2016 | | | | | |
| 1/9/2017 | <0.001 | <0.001 | | | |
| 1/11/2017 | | | | | |
| 1/12/2017 | | | | | |
| 2/6/2017 | | | | | |
| 2/8/2017 | | | | | |
| 2/13/2017 | | | | | |
| 2/14/2017 | <0.001 | <0.001 | | | |
| 2/15/2017 | | | | | |
| 3/28/2017 | | | | | |
| 3/29/2017 | | | | | |
| 4/3/2017 | | <0.001 | | | |
| 4/4/2017 | <0.001 | | | | |
| 4/6/2017 | | | | | |
| 4/24/2017 | | | | | |
| 4/26/2017 | | | | | |
| 5/15/2017 | | | | | |
| 5/16/2017 | <0.001 | <0.001 | | | |
| 5/17/2017 | | | | | |
| 6/7/2017 | | | | | |
| 6/12/2017 | <0.001 | <0.001 | | | |
| 6/13/2017 | | | | | |
| 6/14/2017 | | | | | |
| 1/30/2018 | | | | | |
| 1/31/2018 | <0.001 | | | | |
| 2/1/2018 | | <0.001 | | | |
| 2/19/2018 | | | | | |
| 2/20/2018 | | | | | |
| 5/7/2018 | <0.001 | <0.001 | | | |
| 5/8/2018 | | | | | |
| 5/9/2018 | | | | | |
| 5/10/2018 | | | | | |
| 5/15/2018 | | | | | |
| 10/8/2018 | | | | | |
| 10/9/2018 | <0.001 | <0.001 | | | |
| 10/16/2018 | | | | | |
| 10/17/2018 | | | | | |
| 3/6/2019 | | | <0.001 | <0.001 | |
| 4/16/2019 | | | | | |

# Time Series

Constituent: Cadmium (mg/L) Analysis Run 1/13/2021 12:45 PM

Plant Miller Client: Southern Company Data: Miller Ash Pond

| | MR-AP-MW-15 | MR-AP-MW-16 | MR-AP-MW-17H | MR-AP-MW-18H | MR-AP-MW-19HA |
|---|---|---|---|---|---|
| 4/24/2019 | <0.001 | <0.001 | | | |
| 5/1/2019 | | | | | |
| 8/27/2019 | | | <0.001 | <0.001 | |
| 8/28/2019 | <0.001 | <0.001 | | | |
| 8/29/2019 | | | | | |
| 9/24/2019 | | | | | |
| 3/3/2020 | | <0.001 | | | |
| 3/4/2020 | <0.001 | | | | |
| 3/9/2020 | | | | | <0.001 |
| 3/10/2020 | | | <0.001 | <0.001 | |
| 3/18/2020 | | | | | |
| 9/21/2020 | | | | | |
| 10/13/2020 | <0.001 | <0.001 | <0.001 | <0.001 | |
| 10/14/2020 | | | | | <0.001 |
| 10/19/2020 | | | | | |
| 10/20/2020 | | | | | |

# Time Series

Constituent: Cadmium (mg/L) Analysis Run 1/13/2021 12:45 PM

Plant Miller Client: Southern Company Data: Miller Ash Pond

| | MR-AP-MW-2 | MR-AP-MW-20H | MR-AP-MW-20HS | MR-AP-MW-21 (bg) | MR-AP-MW-23 (bg) | MR-AP-MW-28H | MR-AP-MW-30H | MR-AP-MW-32H | MR-AP-MW-33H |
|---|---|---|---|---|---|---|---|---|---|
| 7/19/2016 | | | | | | | | | |
| 7/25/2016 | <0.001 | | | | | | | | |
| 9/26/2016 | | | | | | | | | |
| 9/28/2016 | 0.000219 (J) | | | | | | | | |
| 10/31/2016 | | | | | | | | | |
| 11/1/2016 | <0.001 | | | | | | | | |
| 1/9/2017 | | | | | | | | | |
| 1/11/2017 | <0.001 | | | | | | | | |
| 2/13/2017 | | | | | | | | | |
| 2/14/2017 | <0.001 | | | | | | | | |
| 4/3/2017 | | | | | | | | | |
| 4/4/2017 | <0.001 | | | | | | | | |
| 5/16/2017 | <0.001 | | | | | | | | |
| 6/12/2017 | | | | | | | | | |
| 6/14/2017 | <0.001 | | | | | | | | |
| 1/29/2018 | | | | | | | | | |
| 2/1/2018 | <0.001 | | | | | | | | |
| 5/9/2018 | <0.001 | | | | | | | | |
| 5/10/2018 | | | | | | | | | |
| 10/9/2018 | <0.001 | | | | | | | | |
| 3/6/2019 | | <0.001 | <0.001 | <0.001 | | | | | |
| 4/22/2019 | | | | | | | | | |
| 4/29/2019 | | | | | | | | | |
| 5/1/2019 | <0.001 | | | | | | | | |
| 8/27/2019 | <0.001 | | | | | | | | |
| 8/28/2019 | | | | <0.001 | | | | | |
| 9/3/2019 | | <0.001 | <0.001 | | | | | | |
| 3/3/2020 | <0.001 | | | | | | | | |
| 3/5/2020 | | | | | | | | | <0.001 |
| 3/9/2020 | | | | <0.001 | <0.001 | <0.001 | | | |
| 3/10/2020 | | <0.001 | <0.001 | | | | <0.001 | <0.001 | |
| 10/13/2020 | | | | <0.001 | | | | | |
| 10/14/2020 | | | | | <0.001 | | | | <0.001 |
| 10/15/2020 | | | | | | | | <0.001 | |
| 10/19/2020 | | <0.001 | <0.001 | | | <0.001 | | | |
| 10/20/2020 | | | | | | | <0.001 | | |
| 10/21/2020 | <0.001 | | | | | | | | |

# Time Series

Constituent: Cadmium (mg/L) Analysis Run 1/13/2021 12:45 PM

Plant Miller Client: Southern Company Data: Miller Ash Pond

| | MR-AP-MW-34H | MR-AP-MW-35H | MR-AP-MW-37H | MR-AP-MW-3D | MR-AP-MW-3S |
|---|---|---|---|---|---|
| 7/19/2016 | | | | <0.001 | <0.001 |
| 7/25/2016 | | | | | |
| 9/26/2016 | | | | <0.001 | <0.001 |
| 9/28/2016 | | | | | |
| 10/31/2016 | | | | <0.001 | <0.001 |
| 11/1/2016 | | | | | |
| 1/9/2017 | | | | <0.001 | <0.001 |
| 1/11/2017 | | | | | |
| 2/13/2017 | | | | <0.001 | <0.001 |
| 2/14/2017 | | | | | |
| 4/3/2017 | | | | <0.001 | <0.001 |
| 4/4/2017 | | | | | |
| 5/16/2017 | | | | <0.001 | <0.001 |
| 6/12/2017 | | | | <0.001 | <0.001 |
| 6/14/2017 | | | | | |
| 1/29/2018 | | | | <0.001 | <0.001 |
| 2/1/2018 | | | | | |
| 5/9/2018 | | | | | |
| 5/10/2018 | | | | <0.001 | <0.001 |
| 10/9/2018 | | | | <0.001 | <0.001 |
| 3/6/2019 | | | | | |
| 4/22/2019 | | | | | <0.001 |
| 4/29/2019 | | | | <0.001 | |
| 5/1/2019 | | | | | |
| 8/27/2019 | | | | <0.001 | <0.001 |
| 8/28/2019 | | | | | |
| 9/3/2019 | | | | | |
| 3/3/2020 | | | | <0.001 | <0.001 |
| 3/5/2020 | | | | | |
| 3/9/2020 | <0.001 | | <0.001 | | |
| 3/10/2020 | | <0.001 | | | |
| 10/13/2020 | | <0.001 | | <0.001 | <0.001 |
| 10/14/2020 | | | | | |
| 10/15/2020 | | | | | |
| 10/19/2020 | | | <0.001 | | |
| 10/20/2020 | | | | | |
| 10/21/2020 | <0.001 | | | | |

# Time Series

Constituent: Cadmium (mg/L) Analysis Run 1/13/2021 12:45 PM

Plant Miller Client: Southern Company Data: Miller Ash Pond

| | MR-AP-MW-4 | MR-AP-MW-4V | MR-AP-MW-5 | MR-AP-MW-6 | MR-AP-MW-6V | MR-AP-MW-7D | MR-AP-MW-7S | MR-AP-MW-8D | MR-AP-MW-8S |
|---|---|---|---|---|---|---|---|---|---|
| 7/19/2016 | 0.000302 (J) | | | | | | | | |
| 7/20/2016 | | | | | | | | | |
| 7/21/2016 | | | | | | <0.001 | <0.001 | | |
| 7/25/2016 | | | | | | | | <0.001 | <0.001 |
| 7/26/2016 | | | <0.001 | <0.001 | | | | | |
| 9/27/2016 | 0.00021 (J) | | | | | <0.001 | <0.001 | | <0.001 |
| 9/28/2016 | | | <0.001 | <0.001 | | | | <0.001 | |
| 11/1/2016 | 0.000239 (J) | | | <0.001 | | <0.001 | <0.001 | <0.001 | <0.001 |
| 11/2/2016 | | | <0.001 | | | | | | |
| 1/9/2017 | 0.000248 (J) | | | <0.001 | | | | | |
| 1/10/2017 | | | <0.001 | | | <0.001 | <0.001 | <0.001 | <0.001 |
| 1/12/2017 | | | | | | | | | |
| 2/13/2017 | 0.00031 (J) | | | <0.001 | | | | | |
| 2/14/2017 | | | <0.001 | | | <0.001 | <0.001 | | <0.001 |
| 2/15/2017 | | | | | | | | <0.001 | |
| 4/3/2017 | | | <0.001 | <0.001 | | | | | |
| 4/4/2017 | 0.000241 (J) | | | | | <0.001 | <0.001 | <0.001 | <0.001 |
| 4/6/2017 | | | | | | | | | |
| 5/16/2017 | 0.000266 (J) | | | <0.001 | | <0.001 | <0.001 | | <0.001 |
| 5/17/2017 | | | <0.001 | | | | | <0.001 | |
| 6/12/2017 | 0.000272 (J) | | <0.001 | <0.001 | | | | | |
| 6/13/2017 | | | | | | <0.001 | <0.001 | <0.001 | <0.001 |
| 6/14/2017 | | | | | | | | | |
| 1/29/2018 | <0.001 | | | | | <0.001 | | | |
| 1/30/2018 | | | | | | | <0.001 | <0.001 | <0.001 |
| 2/1/2018 | | | <0.001 | <0.001 | | | | | |
| 5/8/2018 | | | | | | | | | |
| 5/9/2018 | <0.001 | | <0.001 | <0.001 | | <0.001 | <0.001 | <0.001 | <0.001 |
| 10/8/2018 | <0.001 | | <0.001 | <0.001 | | | | | |
| 10/9/2018 | | | | | | <0.001 | <0.001 | <0.001 | <0.001 |
| 2/20/2019 | | | | | | | | | |
| 3/5/2019 | | <0.001 | | | <0.001 | | | | |
| 4/23/2019 | | | <0.001 | <0.001 | | | | | |
| 4/24/2019 | | | | | | <0.001 | <0.001 | <0.001 | <0.001 |
| 4/29/2019 | <0.001 | | | | | | | | |
| 8/27/2019 | <0.001 | <0.001 | | | | | | | |
| 8/28/2019 | | | <0.001 | <0.001 | <0.001 | <0.001 | <0.001 | <0.001 | <0.001 |
| 8/29/2019 | | | | | | | | | |
| 9/24/2019 | | | | | | | | | |
| 3/2/2020 | | | <0.001 | | | | | | |
| 3/3/2020 | | | | <0.001 | <0.001 | <0.001 | <0.001 | <0.001 | <0.001 |
| 3/4/2020 | <0.001 | <0.001 | | | | | | | |
| 3/25/2020 | | | | | | | | | |
| 9/23/2020 | | | | | | | | | |
| 10/14/2020 | <0.001 | <0.001 | | | | | | | |
| 10/19/2020 | | | | | <0.001 | | | | |
| 10/20/2020 | | | | <0.001 | | | | | |
| 10/21/2020 | | | <0.001 | | | | | | |

# Time Series

Constituent: Cadmium (mg/L) Analysis Run 1/13/2021 12:45 PM

Plant Miller Client: Southern Company Data: Miller Ash Pond

| | MR-AP-MW-9D | MR-AP-MW-9S | MR-AP-PZ-5 | GS-AP-MW-17V ... | MR-AP-MW-22S ... |
|---|---|---|---|---|---|
| 7/19/2016 | | | | | |
| 7/20/2016 | <0.001 | <0.001 | | | |
| 7/21/2016 | | | | | |
| 7/25/2016 | | | | | |
| 7/26/2016 | | | <0.001 | | |
| 9/27/2016 | | <0.001 | | | |
| 9/28/2016 | <0.001 | | <0.001 | | |
| 11/1/2016 | <0.001 | | | | |
| 11/2/2016 | | <0.001 | <0.001 | | |
| 1/9/2017 | | | | | |
| 1/10/2017 | <0.001 | | | | |
| 1/12/2017 | | <0.001 | <0.001 | | |
| 2/13/2017 | | | <0.001 | | |
| 2/14/2017 | | | | | |
| 2/15/2017 | <0.001 | <0.001 | | | |
| 4/3/2017 | | | <0.001 | | |
| 4/4/2017 | <0.001 | | | | |
| 4/6/2017 | | <0.001 | | | |
| 5/16/2017 | | | | | |
| 5/17/2017 | <0.001 | <0.001 | <0.001 | | |
| 6/12/2017 | | | <0.001 | | |
| 6/13/2017 | <0.001 | | | | |
| 6/14/2017 | | <0.001 | | | |
| 1/29/2018 | | | | | |
| 1/30/2018 | <0.001 | <0.001 | | | |
| 2/1/2018 | | | <0.001 | | |
| 5/8/2018 | <0.001 | <0.001 | | | |
| 5/9/2018 | | | <0.001 | | |
| 10/8/2018 | | | <0.001 | | |
| 10/9/2018 | <0.001 | <0.001 | | | |
| 2/20/2019 | | | | <0.001 | |
| 3/5/2019 | | | | | |
| 4/23/2019 | | | <0.001 | | |
| 4/24/2019 | <0.001 | 0.000319 (J) | | | |
| 4/29/2019 | | | | | |
| 8/27/2019 | <0.001 | <0.001 | | | |
| 8/28/2019 | | | | | |
| 8/29/2019 | | | <0.001 | | |
| 9/24/2019 | | | | <0.001 | |
| 3/2/2020 | | | <0.001 | | |
| 3/3/2020 | <0.001 | <0.001 | | | |
| 3/4/2020 | | | | | |
| 3/25/2020 | | | | <0.001 | |
| 9/23/2020 | | | | <0.001 | |
| 10/14/2020 | | | | | <0.001 |
| 10/19/2020 | | | | | |
| 10/20/2020 | | | | | |
| 10/21/2020 | | | <0.001 | | |

# Time Series

Constituent: Cadmium (mg/L) Analysis Run 1/13/2021 12:45 PM

Plant Miller Client: Southern Company Data: Miller Ash Pond

| | MR-AP-MW-23A ... | MR-AP-MW-9DR | MR-AP-MW-9SR | MR-AP-MW-14R | MR-AP-MW-13SR | MR-AP-MW-13DR | MR-AP-MW-7SR | MR-AP-MW-7DR | MR-AP-MW-22I ... |
|---|---|---|---|---|---|---|---|---|---|
| 10/14/2020 | <0.001 | | | | | | | | |
| 10/15/2020 | | <0.001 | <0.001 | | | | | | |
| 10/20/2020 | | | | <0.001 | <0.001 | <0.001 | <0.001 | <0.001 | <0.001 |
| 10/26/2020 | | | | | | | | | |
| 10/27/2020 | | | | | | | | | |

# Time Series

Constituent: Cadmium (mg/L) Analysis Run 1/13/2021 12:45 PM

Plant Miller Client: Southern Company Data: Miller Ash Pond

| | MR-AP-MW-27HR | MR-AP-MW-36HR | MR-AP-MW-22D ... | MR-AP-MW-31H |
|---|---|---|---|---|
| 10/14/2020 | | | | |
| 10/15/2020 | | | | |
| 10/20/2020 | | | | |
| 10/26/2020 | <0.001 | | <0.001 | |
| 10/27/2020 | | <0.001 | | <0.001 |

# Time Series

Constituent: Calcium (mg/L) Analysis Run 1/13/2021 12:45 PM

Plant Miller Client: Southern Company Data: Miller Ash Pond

| | GS-AP-MW-13 (bg) | GS-AP-MW-8 (bg) | MR-AP-MW-1 | MR-AP-MW-10 | MR-AP-MW-11 | MR-AP-MW-12 | MR-AP-MW-13D | MR-AP-MW-13S | MR-AP-MW-14 |
|---|---|---|---|---|---|---|---|---|---|
| 7/19/2016 | | | | | | | | | |
| 7/20/2016 | | | | | | 178 | 49.9 | 15.5 | 30.5 |
| 7/25/2016 | | | 153 | 132 | 164 | | | | |
| 8/2/2016 | 47.2 | | | | | | | | |
| 8/3/2016 | | 6.85 | | | | | | | |
| 9/20/2016 | 46.3 | | | | | | | | |
| 9/21/2016 | | 11.7 | | | | | | | |
| 9/26/2016 | | | 122 | | | | | | 29.3 |
| 9/27/2016 | | | | 127 | 164 | 165 | 66.5 | 14.3 | |
| 10/25/2016 | 46.6 | 10.8 | | | | | | | |
| 10/31/2016 | | | | 122 | | | | | 28.6 |
| 11/1/2016 | | | | | 158 | 160 | 51.8 | 14.3 | |
| 11/2/2016 | | | 114 | | | | | | |
| 12/13/2016 | 43.1 | 5.86 | | | | | | | |
| 1/9/2017 | | | | | | | | | 30.3 |
| 1/11/2017 | | | 112 | 124 | | 170 | 47.2 | 15.1 | |
| 1/12/2017 | | | | | 163 | | | | |
| 2/6/2017 | | 9.76 | | | | | | | |
| 2/8/2017 | 47.5 | | | | | | | | |
| 2/13/2017 | | | 132 | | 166 | | | | |
| 2/14/2017 | | | | 125 | | | | | 31.1 |
| 2/15/2017 | | | | | | 173 | 50.7 | 15.7 | |
| 3/28/2017 | | 5.28 | | | | | | | |
| 3/29/2017 | 46.8 | | | | | | | | |
| 4/3/2017 | | | 168 | | | | | | |
| 4/4/2017 | | | | | 166 | 167 | 48.9 | | 31.7 |
| 4/6/2017 | | | | 125 | | | | 15.1 | |
| 4/24/2017 | | 6.89 | | | | | | | |
| 4/26/2017 | 48.1 | | | | | | | | |
| 5/15/2017 | | | 104 | | | 169 | | | |
| 5/16/2017 | | | | | 160 | | | | |
| 5/17/2017 | | | | 124 | | | 48.7 | 16.1 | 32.8 |
| 6/7/2017 | 44.4 | 3.58 | | | | | | | |
| 6/12/2017 | | | | | | | | | |
| 6/13/2017 | | | | 129 | | | 49.2 | 16.2 | 33.4 |
| 6/14/2017 | | | 122 | | 166 | 177 | | | |
| 8/21/2017 | | 3.38 | | | | | | | |
| 8/22/2017 | 42.9 | | | | | | | | |
| 9/19/2017 | | | 98.6 | | 165 | | 47.3 | 15.9 | 33.6 |
| 9/21/2017 | | | | 133 | | 171 | | | |
| 3/27/2018 | | | 105 | | 166 | | | | |
| 3/28/2018 | | | | 143 | | 177 | 47.3 | 16.1 | 34.3 |
| 5/7/2018 | | | | | | | | | |
| 5/8/2018 | | | | | 132 | 173 | 47.3 | 16.7 | 34 |
| 5/9/2018 | | | 141 | | | | | | |
| 5/10/2018 | | | | 132 | | | | | |
| 5/15/2018 | 44.3 | 4.25 | | | | | | | |
| 10/8/2018 | | | | 164 | | 174 | | | |
| 10/9/2018 | | | 94.1 | | 121 | | 44.6 | 15.8 | 32.8 |
| 10/16/2018 | | 3.21 | | | | | | | |
| 10/17/2018 | 41.8 | | | | | | | | |
| 3/6/2019 | | | | | | | | | |

# Time Series

Constituent: Calcium (mg/L) Analysis Run 1/13/2021 12:45 PM

Plant Miller Client: Southern Company Data: Miller Ash Pond

| | GS-AP-MW-13 (bg) | GS-AP-MW-8 (bg) | MR-AP-MW-1 | MR-AP-MW-10 | MR-AP-MW-11 | MR-AP-MW-12 | MR-AP-MW-13D | MR-AP-MW-13S | MR-AP-MW-14 |
|---|---|---|---|---|---|---|---|---|---|
| 4/16/2019 | 38.6 | 4.43 | | | | | | | |
| 4/24/2019 | | | | 201 | | | 46 | 16 | 33.6 |
| 5/1/2019 | | | 47.9 | | 136 | | | | |
| 8/27/2019 | | | 165 | | | | | | |
| 8/28/2019 | | | | | 138 | 152 | | | 36.5 |
| 8/29/2019 | | | | 178 | | | 47.3 | 17.6 | |
| 9/24/2019 | | 7.24 | | | | | | | |
| 3/3/2020 | | | | | 179 | | | | |
| 3/4/2020 | | | | | | | | | 34.2 |
| 3/9/2020 | | | 126 | 222 | | | 43.2 | 16.6 | |
| 3/10/2020 | | | | | | 138 | | | |
| 3/18/2020 | | 4.51 | | | | | | | |
| 9/21/2020 | | 5.19 | | | | | | | |
| 10/13/2020 | | | | | | | | | |
| 10/14/2020 | | | | | | | | | |
| 10/19/2020 | | | 32.6 | 149 | | 115 | | | |
| 10/20/2020 | | | | | 151 | | | | |

# Time Series

Constituent: Calcium (mg/L) Analysis Run 1/13/2021 12:45 PM

Plant Miller Client: Southern Company Data: Miller Ash Pond

| | MR-AP-MW-15 | MR-AP-MW-16 | MR-AP-MW-17H | MR-AP-MW-18H | MR-AP-MW-19HA |
|---|---|---|---|---|---|
| 7/19/2016 | 37 | 185 | | | |
| 7/20/2016 | | | | | |
| 7/25/2016 | | | | | |
| 8/2/2016 | | | | | |
| 8/3/2016 | | | | | |
| 9/20/2016 | | | | | |
| 9/21/2016 | | | | | |
| 9/26/2016 | 37.5 | 189 | | | |
| 9/27/2016 | | | | | |
| 10/25/2016 | | | | | |
| 10/31/2016 | 38.4 | 163 | | | |
| 11/1/2016 | | | | | |
| 11/2/2016 | | | | | |
| 12/13/2016 | | | | | |
| 1/9/2017 | 37.8 | 214 | | | |
| 1/11/2017 | | | | | |
| 1/12/2017 | | | | | |
| 2/6/2017 | | | | | |
| 2/8/2017 | | | | | |
| 2/13/2017 | | | | | |
| 2/14/2017 | 39.2 | 237 | | | |
| 2/15/2017 | | | | | |
| 3/28/2017 | | | | | |
| 3/29/2017 | | | | | |
| 4/3/2017 | | 159 | | | |
| 4/4/2017 | 37.5 | | | | |
| 4/6/2017 | | | | | |
| 4/24/2017 | | | | | |
| 4/26/2017 | | | | | |
| 5/15/2017 | | | | | |
| 5/16/2017 | 40.4 | 154 | | | |
| 5/17/2017 | | | | | |
| 6/7/2017 | | | | | |
| 6/12/2017 | 38.4 | 146 | | | |
| 6/13/2017 | | | | | |
| 6/14/2017 | | | | | |
| 8/21/2017 | | | | | |
| 8/22/2017 | | | | | |
| 9/19/2017 | 37.8 | 136 | | | |
| 9/21/2017 | | | | | |
| 3/27/2018 | | | | | |
| 3/28/2018 | 37.7 | 136 | | | |
| 5/7/2018 | 38.4 | 129 | | | |
| 5/8/2018 | | | | | |
| 5/9/2018 | | | | | |
| 5/10/2018 | | | | | |
| 5/15/2018 | | | | | |
| 10/8/2018 | | | | | |
| 10/9/2018 | 38.2 | 211 | | | |
| 10/16/2018 | | | | | |
| 10/17/2018 | | | | | |
| 3/6/2019 | | | 47 | 4.86 | |

# Time Series

Constituent: Calcium (mg/L) Analysis Run 1/13/2021 12:45 PM

Plant Miller Client: Southern Company Data: Miller Ash Pond

| | MR-AP-MW-15 | MR-AP-MW-16 | MR-AP-MW-17H | MR-AP-MW-18H | MR-AP-MW-19HA |
|---|---|---|---|---|---|
| 4/16/2019 | | | | | |
| 4/24/2019 | 39 | 139 | | | |
| 5/1/2019 | | | | | |
| 8/27/2019 | | | 48.3 | 16 | |
| 8/28/2019 | 53.8 | 99.5 | | | |
| 8/29/2019 | | | | | |
| 9/24/2019 | | | | | |
| 3/3/2020 | | 66.8 | | | |
| 3/4/2020 | 39.3 | | | | |
| 3/9/2020 | | | | | 5.28 |
| 3/10/2020 | | | 50.6 | 2.15 | |
| 3/18/2020 | | | | | |
| 9/21/2020 | | | | | |
| 10/13/2020 | 41.4 | 96.9 | 44.6 | 17.7 | |
| 10/14/2020 | | | | | 8 |
| 10/19/2020 | | | | | |
| 10/20/2020 | | | | | |

# Time Series

Constituent: Calcium (mg/L) Analysis Run 1/13/2021 12:45 PM

Plant Miller Client: Southern Company Data: Miller Ash Pond

| | MR-AP-MW-2 | MR-AP-MW-20H | MR-AP-MW-20HS | MR-AP-MW-21 (bg) | MR-AP-MW-23 (bg) | MR-AP-MW-28H | MR-AP-MW-30H | MR-AP-MW-32H | MR-AP-MW-33H |
|---|---|---|---|---|---|---|---|---|---|
| 7/19/2016 | | | | | | | | | |
| 7/25/2016 | 209 | | | | | | | | |
| 9/26/2016 | | | | | | | | | |
| 9/28/2016 | 240 | | | | | | | | |
| 10/31/2016 | | | | | | | | | |
| 11/1/2016 | 213 | | | | | | | | |
| 1/9/2017 | | | | | | | | | |
| 1/11/2017 | 218 | | | | | | | | |
| 2/13/2017 | | | | | | | | | |
| 2/14/2017 | 244 | | | | | | | | |
| 4/3/2017 | | | | | | | | | |
| 4/4/2017 | 234 | | | | | | | | |
| 5/16/2017 | 241 | | | | | | | | |
| 6/12/2017 | | | | | | | | | |
| 6/14/2017 | 241 | | | | | | | | |
| 9/20/2017 | 235 | | | | | | | | |
| 3/27/2018 | 250 | | | | | | | | |
| 5/9/2018 | 246 | | | | | | | | |
| 5/10/2018 | | | | | | | | | |
| 10/9/2018 | 272 | | | | | | | | |
| 3/6/2019 | | 266 | 179 | 60.1 | | | | | |
| 4/22/2019 | | | | | | | | | |
| 4/29/2019 | | | | | | | | | |
| 5/1/2019 | 272 | | | | | | | | |
| 8/27/2019 | 251 | | | | | | | | |
| 8/28/2019 | | | | 63.5 | | | | | |
| 9/3/2019 | | 240 | 161 | | | | | | |
| 3/3/2020 | 278 | | | | | | | | |
| 3/5/2020 | | | | | | | | | 214 |
| 3/9/2020 | | | | 52.4 | 128 | 56.9 | | | |
| 3/10/2020 | | 226 | 157 | | | | 207 | 51.1 | |
| 10/13/2020 | | | | 51.7 | | | | | |
| 10/14/2020 | | | | | 123 | | | | 244 |
| 10/15/2020 | | | | | | | | 49.5 | |
| 10/19/2020 | | 201 | 145 | | | 63.6 | | | |
| 10/20/2020 | | | | | | | 228 | | |
| 10/21/2020 | 212 | | | | | | | | |

# Time Series

Constituent: Calcium (mg/L) Analysis Run 1/13/2021 12:45 PM

Plant Miller Client: Southern Company Data: Miller Ash Pond

| | MR-AP-MW-34H | MR-AP-MW-35H | MR-AP-MW-37H | MR-AP-MW-3D | MR-AP-MW-3S |
|---|---|---|---|---|---|
| 7/19/2016 | | | | 296 | 5.63 |
| 7/25/2016 | | | | | |
| 9/26/2016 | | | | 269 | 4.28 |
| 9/28/2016 | | | | | |
| 10/31/2016 | | | | 266 | 4.04 |
| 11/1/2016 | | | | | |
| 1/9/2017 | | | | 282 | 4.15 |
| 1/11/2017 | | | | | |
| 2/13/2017 | | | | 268 | 4.38 |
| 2/14/2017 | | | | | |
| 4/3/2017 | | | | 282 | 4.45 |
| 4/4/2017 | | | | | |
| 5/16/2017 | | | | 234 | 4.23 |
| 6/12/2017 | | | | 232 | 4.14 |
| 6/14/2017 | | | | | |
| 9/20/2017 | | | | 211 | 3.88 |
| 3/27/2018 | | | | 191 | 3.4 |
| 5/9/2018 | | | | | |
| 5/10/2018 | | | | 219 | 3.79 |
| 10/9/2018 | | | | 242 | 3.78 |
| 3/6/2019 | | | | | |
| 4/22/2019 | | | | | 16.8 |
| 4/29/2019 | | | | 186 | |
| 5/1/2019 | | | | | |
| 8/27/2019 | | | | 189 | 9.68 |
| 8/28/2019 | | | | | |
| 9/3/2019 | | | | | |
| 3/3/2020 | | | | 170 | 9.94 |
| 3/5/2020 | | | | | |
| 3/9/2020 | 21.1 | | 41.7 | | |
| 3/10/2020 | | 57.5 | | | |
| 10/13/2020 | | 64.9 | | 162 | 6.81 |
| 10/14/2020 | | | | | |
| 10/15/2020 | | | | | |
| 10/19/2020 | | | 38.9 (RA) | | |
| 10/20/2020 | | | | | |
| 10/21/2020 | 24.6 | | | | |

# Time Series

Constituent: Calcium (mg/L) Analysis Run 1/13/2021 12:45 PM

Plant Miller Client: Southern Company Data: Miller Ash Pond

| | MR-AP-MW-4 | MR-AP-MW-4V | MR-AP-MW-5 | MR-AP-MW-6 | MR-AP-MW-6V | MR-AP-MW-7D | MR-AP-MW-7S | MR-AP-MW-8D | MR-AP-MW-8S |
|---|---|---|---|---|---|---|---|---|---|
| 7/19/2016 | 333 | | | | | | | | |
| 7/20/2016 | | | | | | | | | |
| 7/21/2016 | | | | | | 115 | 88.2 | | |
| 7/25/2016 | | | | | | | | 46.8 | 58.5 |
| 7/26/2016 | | | 315 | 135 | | | | | |
| 9/27/2016 | 320 | | | | | 109 | 79.1 | | 71.1 |
| 9/28/2016 | | | 324 | 141 | | | | 52.4 | |
| 11/1/2016 | 305 | | | 137 | | 106 | 78 | 58 | 77.2 |
| 11/2/2016 | | | 305 | | | | | | |
| 1/9/2017 | 329 | | | 140 | | | | | |
| 1/10/2017 | | | 319 | | | 107 | 85.3 | 81.2 | 110 |
| 1/12/2017 | | | | | | | | | |
| 2/13/2017 | 291 | | | 141 | | | | | |
| 2/14/2017 | | | 341 | | | 114 | 82.7 | | 89.3 |
| 2/15/2017 | | | | | | | | 72.1 | |
| 4/3/2017 | | | 329 | 141 | | | | | |
| 4/4/2017 | 287 | | | | | 105 | 81.6 | 55.7 | 62.2 |
| 4/6/2017 | | | | | | | | | |
| 5/16/2017 | 279 | | | 145 | | 105 | 78.6 | | 57.3 |
| 5/17/2017 | | | 296 | | | | | 53.7 | |
| 6/12/2017 | 258 | | 263 | 144 | | | | | |
| 6/13/2017 | | | | | | 110 | 82.3 | 51.6 | 56.6 |
| 6/14/2017 | | | | | | | | | |
| 9/18/2017 | | | 292 | 144 | | 108 | 81.6 | | |
| 9/19/2017 | | | | | | | | 51.5 | 52.5 |
| 9/20/2017 | 249 | | | | | | | | |
| 3/27/2018 | 226 | | 267 | 154 | | 112 | 82.6 | | |
| 3/28/2018 | | | | | | | | 52.2 | 54.4 |
| 5/8/2018 | | | | | | | | | |
| 5/9/2018 | 212 | | 265 | 150 | | 110 | 81.1 | 50 | 48.6 |
| 10/8/2018 | 245 | | 290 | 150 | | | | | |
| 10/9/2018 | | | | | | 114 | 82 | 51.3 | 55.2 |
| 2/20/2019 | | | | | | | | | |
| 3/5/2019 | | 229 | | | 181 | | | | |
| 4/23/2019 | | | 330 | 167 | | | | | |
| 4/24/2019 | | | | | | 140 | 103 | 54.1 | 53.6 |
| 4/29/2019 | 271 | | | | | | | | |
| 8/27/2019 | 252 | 252 | | | | | | | |
| 8/28/2019 | | | 279 | 148 | 89.2 | 113 | 83.7 | 55.2 | 56.9 |
| 8/29/2019 | | | | | | | | | |
| 9/24/2019 | | | | | | | | | |
| 3/2/2020 | | | 267 | | | | | | |
| 3/3/2020 | | | | 155 | 103 | 117 | 83.5 | 52.7 | 49.3 |
| 3/4/2020 | 210 | 146 | | | | | | | |
| 3/25/2020 | | | | | | | | | |
| 9/23/2020 | | | | | | | | | |
| 10/14/2020 | 194 | 193 | | | | | | | |
| 10/19/2020 | | | | | 96.4 | | | | |
| 10/20/2020 | | | | 148 | | | | | |
| 10/21/2020 | | | 242 | | | | | | |

# Time Series

Constituent: Calcium (mg/L) Analysis Run 1/13/2021 12:45 PM

Plant Miller Client: Southern Company Data: Miller Ash Pond

| | MR-AP-MW-9D | MR-AP-MW-9S | MR-AP-PZ-5 | GS-AP-MW-17V ... | MR-AP-MW-22S ... |
|---|---|---|---|---|---|
| 7/19/2016 | | | | | |
| 7/20/2016 | 60.6 | 91.9 | | | |
| 7/21/2016 | | | | | |
| 7/25/2016 | | | | | |
| 7/26/2016 | | | 52.8 | | |
| 9/27/2016 | | 79.9 | | | |
| 9/28/2016 | 61.2 | | 246.4 | | |
| 11/1/2016 | 58 | | | | |
| 11/2/2016 | | 83.8 | 61.3 | | |
| 1/9/2017 | | | | | |
| 1/10/2017 | 62.6 | | | | |
| 1/12/2017 | | 62.5 | 47.7 | | |
| 2/13/2017 | | | 54 | | |
| 2/14/2017 | | | | | |
| 2/15/2017 | 68.2 | 20.9 | | | |
| 4/3/2017 | | | 28.7 | | |
| 4/4/2017 | 65.4 | | | | |
| 4/6/2017 | | 18.6 | | | |
| 5/16/2017 | | | | | |
| 5/17/2017 | 67.3 | 57.1 | 26.7 | | |
| 6/12/2017 | | | 26.3 | | |
| 6/13/2017 | 65.8 | | | | |
| 6/14/2017 | | 50.7 | | | |
| 9/18/2017 | | | 20.2 | | |
| 9/19/2017 | 66 | 50.7 | | | |
| 9/20/2017 | | | | | |
| 3/27/2018 | | | 13.9 | | |
| 3/28/2018 | 66.8 | 66 | | | |
| 5/8/2018 | 64.6 | 57.8 | | | |
| 5/9/2018 | | | 13.8 | | |
| 10/8/2018 | | | 11.1 | | |
| 10/9/2018 | 63.8 | 51.7 | | | |
| 2/20/2019 | | | | 30.6 | |
| 3/5/2019 | | | | | |
| 4/23/2019 | | | 11.9 | | |
| 4/24/2019 | 66 | 325 | | | |
| 4/29/2019 | | | | | |
| 8/27/2019 | 67.7 | 77.6 | | | |
| 8/28/2019 | | | | | |
| 8/29/2019 | | | 14.2 | | |
| 9/24/2019 | | | | 29.7 | |
| 3/2/2020 | | | 10.3 | | |
| 3/3/2020 | 70.8 | 66 | | | |
| 3/4/2020 | | | | | |
| 3/25/2020 | | | | 31.1 | |
| 9/23/2020 | | | | 29.3 | |
| 10/14/2020 | | | | | 46.6 |
| 10/19/2020 | | | | | |
| 10/20/2020 | | | | | |
| 10/21/2020 | | | 7.36 | | |

# Time Series

Constituent: Calcium (mg/L) Analysis Run 1/13/2021 12:45 PM

Plant Miller Client: Southern Company Data: Miller Ash Pond

| | MR-AP-MW-23A ... | MR-AP-MW-9DR | MR-AP-MW-9SR | MR-AP-MW-14R | MR-AP-MW-13SR | MR-AP-MW-13DR | MR-AP-MW-7SR | MR-AP-MW-7DR | MR-AP-MW-22I ... |
|---|---|---|---|---|---|---|---|---|---|
| 10/14/2020 | 118 | | | | | | | | |
| 10/15/2020 | | 98.7 | 99.8 | | | | | | |
| 10/20/2020 | | | | 36.4 | 35.9 | 46.7 | 92.8 | 121 | 8.61 |
| 10/26/2020 | | | | | | | | | |
| 10/27/2020 | | | | | | | | | |

# Time Series

Constituent: Calcium (mg/L) Analysis Run 1/13/2021 12:45 PM

Plant Miller Client: Southern Company Data: Miller Ash Pond

| | MR-AP-MW-27HR | MR-AP-MW-36HR | MR-AP-MW-22D | ... | MR-AP-MW-31H |
|---|---|---|---|---|---|
| 10/14/2020 | | | | | |
| 10/15/2020 | | | | | |
| 10/20/2020 | | | | | |
| 10/26/2020 | 47.2 | | 49.7 | | |
| 10/27/2020 | | 10.9 | | | 130 |

# Time Series

Constituent: Chloride (mg/L) Analysis Run 1/13/2021 12:45 PM

Plant Miller Client: Southern Company Data: Miller Ash Pond

| | GS-AP-MW-13 (bg) | GS-AP-MW-8 (bg) | MR-AP-MW-1 | MR-AP-MW-10 | MR-AP-MW-11 | MR-AP-MW-12 | MR-AP-MW-13D | MR-AP-MW-13S | MR-AP-MW-14 |
|---|---|---|---|---|---|---|---|---|---|
| 7/19/2016 | | | | | | | | | |
| 7/20/2016 | | | | | | 8.05 | 10.4 | 8.49 | 6.47 |
| 7/25/2016 | | | 14.1 | 6.41 | 8.3 | | | | |
| 8/2/2016 | 2.91 | | | | | | | | |
| 8/3/2016 | | 3.21 | | | | | | | |
| 9/20/2016 | 2.94 | | | | | | | | |
| 9/21/2016 | | 2.95 | | | | | | | |
| 9/26/2016 | | | 13.3 | | | | | | 6.48 |
| 9/27/2016 | | | | 6.3 | 7.94 | 8.37 | 13.8 | 7.85 | |
| 10/25/2016 | 2.94 | 3.03 | | | | | | | |
| 10/31/2016 | | | | 6.36 | | | | | 6.5 |
| 11/1/2016 | | | | | 7.32 | 8.62 | 12 | 7.7 | |
| 11/2/2016 | | | 12.1 | | | | | | |
| 12/13/2016 | 2.93 | 3.21 | | | | | | | |
| 1/9/2017 | | | | | | | | | 6.4 |
| 1/11/2017 | | | 11.6 | 6.65 | | 8.33 | 11.7 | 6.9 | |
| 1/12/2017 | | | | | 6.29 | | | | |
| 2/6/2017 | | 3 | | | | | | | |
| 2/8/2017 | 2.85 | | | | | | | | |
| 2/13/2017 | | | 14 | | 9.1 | | | | |
| 2/14/2017 | | | | 9.2 | | | | | 7.8 |
| 2/15/2017 | | | | | | 9.9 | 15 | 9.4 | |
| 3/28/2017 | | 3.3 (D) | | | | | | | |
| 3/29/2017 | 3.4 (D) | | | | | | | | |
| 4/3/2017 | | | 11 | | | | | | |
| 4/4/2017 | | | | | 7 | 9.5 | 13 | | 7.6 |
| 4/6/2017 | | | | 8 | | | | 7.5 | |
| 4/24/2017 | | 3.8 (D) | | | | | | | |
| 4/26/2017 | 3.7 (D) | | | | | | | | |
| 5/15/2017 | | | 13 | | | 8.1 | | | |
| 5/16/2017 | | | | | 7.1 | | | | |
| 5/17/2017 | | | | 8.1 | | | 14 | 8.9 | 7.8 |
| 6/7/2017 | 3.3 | 3.5 | | | | | | | |
| 6/12/2017 | | | | | | | | | |
| 6/13/2017 | | | | 8.1 | | | 14 | 9.1 | 7.5 |
| 6/14/2017 | | | 13 | | 7.9 | 8 | | | |
| 8/21/2017 | | 3.6 | | | | | | | |
| 8/22/2017 | 3.4 | | | | | | | | |
| 9/19/2017 | | | 13 | | 6.8 | | 13 | 10 | 7.5 |
| 9/21/2017 | | | | 7.7 | | 7.7 | | | |
| 3/27/2018 | | | 13 | | 5.7 | | | | |
| 3/28/2018 | | | | 7 | | 6.5 | 14 | 9.1 | 6.4 |
| 5/7/2018 | | | | | | | | | |
| 5/8/2018 | | | | | 7.3 | 6.8 | 14 | 11 | 7.6 |
| 5/9/2018 | | | 11 | | | | | | |
| 5/10/2018 | | | | 7.4 | | | | | |
| 5/15/2018 | 3.2 | 3.3 | | | | | | | |
| 10/8/2018 | | | | 7.4 | | 6.9 | | | |
| 10/9/2018 | | | 12 | | 6.5 | | 14 | 10 | 7.6 |
| 10/16/2018 | | 3.3 | | | | | | | |
| 10/17/2018 | 2.3 | | | | | | | | |
| 3/6/2019 | | | | | | | | | |

# Time Series

Constituent: Chloride (mg/L) Analysis Run 1/13/2021 12:45 PM

Plant Miller Client: Southern Company Data: Miller Ash Pond

| | GS-AP-MW-13 (bg) | GS-AP-MW-8 (bg) | MR-AP-MW-1 | MR-AP-MW-10 | MR-AP-MW-11 | MR-AP-MW-12 | MR-AP-MW-13D | MR-AP-MW-13S | MR-AP-MW-14 |
|---|---|---|---|---|---|---|---|---|---|
| 4/16/2019 | 3.23 | 3.69 | | | | | | | |
| 4/24/2019 | | | | 7.66 | | | 14.7 | 9.4 | 7.29 |
| 5/1/2019 | | | 15 | | 6.46 | | | | |
| 8/27/2019 | | | 8.75 | | | | | | |
| 8/28/2019 | | | | | 6.4 | 7.27 | | | 7.3 |
| 8/29/2019 | | | | 6.65 | | | 13.4 | 9.33 | |
| 9/24/2019 | | 3.21 | | | | | | | |
| 3/3/2020 | | | | | 6.2 | | | | |
| 3/4/2020 | | | | | | | | | 7.6 |
| 3/9/2020 | | | 19.6 | 7.47 | | | 11.7 | 7.17 | |
| 3/10/2020 | | | | | | 7.52 | | | |
| 3/18/2020 | | 4.35 | | | | | | | |
| 9/21/2020 | | 3.22 | | | | | | | |
| 10/13/2020 | | | | | | | | | |
| 10/14/2020 | | | | | | | | | |
| 10/19/2020 | | | 16 | 6.03 | | 7.33 | | | |
| 10/20/2020 | | | | | 6.33 | | | | |

# Time Series

Constituent: Chloride (mg/L) Analysis Run 1/13/2021 12:45 PM

Plant Miller Client: Southern Company Data: Miller Ash Pond

| | MR-AP-MW-15 | MR-AP-MW-16 | MR-AP-MW-17H | MR-AP-MW-18H | MR-AP-MW-19HA |
|---|---|---|---|---|---|
| 7/19/2016 | 16.9 | 24.9 | | | |
| 7/20/2016 | | | | | |
| 7/25/2016 | | | | | |
| 8/2/2016 | | | | | |
| 8/3/2016 | | | | | |
| 9/20/2016 | | | | | |
| 9/21/2016 | | | | | |
| 9/26/2016 | 17.1 | 29.2 | | | |
| 9/27/2016 | | | | | |
| 10/25/2016 | | | | | |
| 10/31/2016 | 17.3 | 25.9 | | | |
| 11/1/2016 | | | | | |
| 11/2/2016 | | | | | |
| 12/13/2016 | | | | | |
| 1/9/2017 | 17.2 | 31.7 | | | |
| 1/11/2017 | | | | | |
| 1/12/2017 | | | | | |
| 2/6/2017 | | | | | |
| 2/8/2017 | | | | | |
| 2/13/2017 | | | | | |
| 2/14/2017 | 20 | 43 | | | |
| 2/15/2017 | | | | | |
| 3/28/2017 | | | | | |
| 3/29/2017 | | | | | |
| 4/3/2017 | | 25 | | | |
| 4/4/2017 | 19 | | | | |
| 4/6/2017 | | | | | |
| 4/24/2017 | | | | | |
| 4/26/2017 | | | | | |
| 5/15/2017 | | | | | |
| 5/16/2017 | 20 | 21 | | | |
| 5/17/2017 | | | | | |
| 6/7/2017 | | | | | |
| 6/12/2017 | 21 | 23 | | | |
| 6/13/2017 | | | | | |
| 6/14/2017 | | | | | |
| 8/21/2017 | | | | | |
| 8/22/2017 | | | | | |
| 9/19/2017 | 19 | 19 | | | |
| 9/21/2017 | | | | | |
| 3/27/2018 | | | | | |
| 3/28/2018 | 19 | 16 | | | |
| 5/7/2018 | 20 | 16 | | | |
| 5/8/2018 | | | | | |
| 5/9/2018 | | | | | |
| 5/10/2018 | | | | | |
| 5/15/2018 | | | | | |
| 10/8/2018 | | | | | |
| 10/9/2018 | 20 | 24 | | | |
| 10/16/2018 | | | | | |
| 10/17/2018 | | | | | |
| 3/6/2019 | | | 6.27 | 8.61 | |

# Time Series

Constituent: Chloride (mg/L) Analysis Run 1/13/2021 12:45 PM

Plant Miller Client: Southern Company Data: Miller Ash Pond

| | MR-AP-MW-15 | MR-AP-MW-16 | MR-AP-MW-17H | MR-AP-MW-18H | MR-AP-MW-19HA |
|---|---|---|---|---|---|
| 4/16/2019 | | | | | |
| 4/24/2019 | 18.3 | 11.9 | | | |
| 5/1/2019 | | | | | |
| 8/27/2019 | | | 6.42 | 58.9 | |
| 8/28/2019 | 19.3 | 10.8 | | | |
| 8/29/2019 | | | | | |
| 9/24/2019 | | | | | |
| 3/3/2020 | | 5.33 | | | |
| 3/4/2020 | 18.5 | | | | |
| 3/9/2020 | | | | | 26.3 |
| 3/10/2020 | | | 4.72 | 5.53 | |
| 3/18/2020 | | | | | |
| 9/21/2020 | | | | | |
| 10/13/2020 | 17.5 | 10 | 6.09 | 22.7 | |
| 10/14/2020 | | | | | 120 |
| 10/19/2020 | | | | | |
| 10/20/2020 | | | | | |

# Time Series

Constituent: Chloride (mg/L) Analysis Run 1/13/2021 12:45 PM

Plant Miller Client: Southern Company Data: Miller Ash Pond

| | MR-AP-MW-2 | MR-AP-MW-20H | MR-AP-MW-20HS | MR-AP-MW-21 (bg) | MR-AP-MW-23 (bg) | MR-AP-MW-28H | MR-AP-MW-30H | MR-AP-MW-32H | MR-AP-MW-33H |
|---|---|---|---|---|---|---|---|---|---|
| 7/19/2016 | | | | | | | | | |
| 7/25/2016 | 5.13 | | | | | | | | |
| 9/26/2016 | | | | | | | | | |
| 9/28/2016 | 4 | | | | | | | | |
| 10/31/2016 | | | | | | | | | |
| 11/1/2016 | 4.99 | | | | | | | | |
| 1/9/2017 | | | | | | | | | |
| 1/11/2017 | 6.72 | | | | | | | | |
| 2/13/2017 | | | | | | | | | |
| 2/14/2017 | 7.4 | | | | | | | | |
| 4/3/2017 | | | | | | | | | |
| 4/4/2017 | 8.3 | | | | | | | | |
| 5/16/2017 | 6.6 | | | | | | | | |
| 6/12/2017 | | | | | | | | | |
| 6/14/2017 | 6 | | | | | | | | |
| 9/20/2017 | 8.3 | | | | | | | | |
| 3/27/2018 | 8.7 | | | | | | | | |
| 5/9/2018 | 8.7 | | | | | | | | |
| 5/10/2018 | | | | | | | | | |
| 10/9/2018 | 8 | | | | | | | | |
| 3/6/2019 | | 44.5 | 38.1 | 9.18 | | | | | |
| 4/22/2019 | | | | | | | | | |
| 4/29/2019 | | | | | | | | | |
| 5/1/2019 | 5.04 | | | | | | | | |
| 8/27/2019 | 7.95 | | | | | | | | |
| 8/28/2019 | | | | 9.75 | | | | | |
| 9/3/2019 | | 43.8 | 36.8 | | | | | | |
| 3/3/2020 | 8.59 | | | | | | | | |
| 3/5/2020 | | | | | | | | | 33.9 |
| 3/9/2020 | | | | 14.6 | 2430 | 5.26 | | | |
| 3/10/2020 | | 44.2 | 38.9 | | | | 117 | 5.73 | |
| 10/13/2020 | | | | 14.4 | | | | | |
| 10/14/2020 | | | | | 2440 | | | | 38.7 |
| 10/15/2020 | | | | | | | | 4.47 | |
| 10/19/2020 | | 38.6 | 35.4 | | | 5.22 | | | |
| 10/20/2020 | | | | | | | 149 | | |
| 10/21/2020 | 9.47 | | | | | | | | |

# Time Series

Constituent: Chloride (mg/L) Analysis Run 1/13/2021 12:45 PM

Plant Miller Client: Southern Company Data: Miller Ash Pond

| | MR-AP-MW-34H | MR-AP-MW-35H | MR-AP-MW-37H | MR-AP-MW-3D | MR-AP-MW-3S |
|---|---|---|---|---|---|
| 7/19/2016 | | | | 52.7 | 25 |
| 7/25/2016 | | | | | |
| 9/26/2016 | | | | 50.6 | 23.6 |
| 9/28/2016 | | | | | |
| 10/31/2016 | | | | 52.6 | 24.4 |
| 11/1/2016 | | | | | |
| 1/9/2017 | | | | 51.4 | 24.3 |
| 1/11/2017 | | | | | |
| 2/13/2017 | | | | 56 | 28 |
| 2/14/2017 | | | | | |
| 4/3/2017 | | | | 55 | 31 |
| 4/4/2017 | | | | | |
| 5/16/2017 | | | | 55 | 31 |
| 6/12/2017 | | | | 57 | 32 |
| 6/14/2017 | | | | | |
| 9/20/2017 | | | | 43 | 30 |
| 3/27/2018 | | | | 38 | 33 |
| 5/9/2018 | | | | | |
| 5/10/2018 | | | | 37 | 34 |
| 10/9/2018 | | | | 41 | 32 |
| 3/6/2019 | | | | | |
| 4/22/2019 | | | | | 242 |
| 4/29/2019 | | | | 40.7 | |
| 5/1/2019 | | | | | |
| 8/27/2019 | | | | 34.7 | 145 |
| 8/28/2019 | | | | | |
| 9/3/2019 | | | | | |
| 3/3/2020 | | | | 29.1 | 177 |
| 3/5/2020 | | | | | |
| 3/9/2020 | 159 | | 10.7 | | |
| 3/10/2020 | | 2.26 | | | |
| 10/13/2020 | | 1.91 | | 25.9 | 96.3 |
| 10/14/2020 | | | | | |
| 10/15/2020 | | | | | |
| 10/19/2020 | | | 10.3 | | |
| 10/20/2020 | | | | | |
| 10/21/2020 | 199 | | | | |

# Time Series

Constituent: Chloride (mg/L) Analysis Run 1/13/2021 12:45 PM

Plant Miller Client: Southern Company Data: Miller Ash Pond

| | MR-AP-MW-4 | MR-AP-MW-4V | MR-AP-MW-5 | MR-AP-MW-6 | MR-AP-MW-6V | MR-AP-MW-7D | MR-AP-MW-7S | MR-AP-MW-8D | MR-AP-MW-8S |
|---|---|---|---|---|---|---|---|---|---|
| 7/19/2016 | 40.8 | | | | | | | | |
| 7/20/2016 | | | | | | | | | |
| 7/21/2016 | | | | | | 21.8 | 20.6 | | |
| 7/25/2016 | | | | | | | | 6.35 | 4.64 |
| 7/26/2016 | | | 39.1 | 24.8 | | | | | |
| 9/27/2016 | 47.1 | | | | | 22.1 | 20.7 | | 8.74 |
| 9/28/2016 | | | 40.9 | 24.9 | | | | 8.42 | |
| 11/1/2016 | 49.7 | | | 26 | | 22.4 | 21.1 | 13.1 | 16.2 |
| 11/2/2016 | | | 44.1 | | | | | | |
| 1/9/2017 | 48.8 | | | 25.1 | | | | | |
| 1/10/2017 | | | 45.2 | | | 22.2 | 21.3 | 16.8 | 21.7 |
| 1/12/2017 | | | | | | | | | |
| 2/13/2017 | 46 | | | 28 | | | | | |
| 2/14/2017 | | | 44 | | | 26 | 24 | | 14 |
| 2/15/2017 | | | | | | | | 14 | |
| 4/3/2017 | | | 48 | 29 | | | | | |
| 4/4/2017 | 50 | | | | | 26 | 24 | 8.2 | 6.5 |
| 4/6/2017 | | | | | | | | | |
| 5/16/2017 | 50 | | | 30 | | 26 | 25 | | 4.6 |
| 5/17/2017 | | | 53 | | | | | 7.1 | |
| 6/12/2017 | 52 | | 53 | 31 | | | | | |
| 6/13/2017 | | | | | | 27 | 26 | 7 | 4.6 |
| 6/14/2017 | | | | | | | | | |
| 9/18/2017 | | | 45 | 29 | | 25 | 24 | | |
| 9/19/2017 | | | | | | | | 9.1 | 4.5 |
| 9/20/2017 | 45 | | | | | | | | |
| 3/27/2018 | 40 | | 45 | 32 | | 27 | 24 | | |
| 3/28/2018 | | | | | | | | 11 | 2.9 |
| 5/8/2018 | | | | | | | | | |
| 5/9/2018 | 39 | | 45 | 32 | | 27 | 25 | 10 | 3.2 |
| 10/8/2018 | 41 | | 44 | 33 | | | | | |
| 10/9/2018 | | | | | | 29 | 25 | 9 | 4.7 |
| 2/20/2019 | | | | | | | | | |
| 3/5/2019 | | 26.7 | | | 27.8 | | | | |
| 4/23/2019 | | | 43.3 | 33 | | | | | |
| 4/24/2019 | | | | | | 28 | 22.9 | 11.2 | 4.06 |
| 4/29/2019 | 42.4 | | | | | | | | |
| 8/27/2019 | 42.3 | 44.5 | | | | | | | |
| 8/28/2019 | | | 47.1 | 32.5 | 18.9 | 27.2 | 22.7 | 10.8 | 4.08 |
| 8/29/2019 | | | | | | | | | |
| 9/24/2019 | | | | | | | | | |
| 3/2/2020 | | | 42.1 | | | | | | |
| 3/3/2020 | | | | 35.3 | 23.6 | 28.6 | 23.2 | 15.1 | 13.6 |
| 3/4/2020 | 40.1 | 24.3 | | | | | | | |
| 3/25/2020 | | | | | | | | | |
| 9/23/2020 | | | | | | | | | |
| 10/14/2020 | 30.8 | 35.2 | | | | | | | |
| 10/19/2020 | | | | | 25 | | | | |
| 10/20/2020 | | | | 34 | | | | | |
| 10/21/2020 | | | 35.8 | | | | | | |

# Time Series

Constituent: Chloride (mg/L) Analysis Run 1/13/2021 12:45 PM

Plant Miller Client: Southern Company Data: Miller Ash Pond

| | MR-AP-MW-9D | MR-AP-MW-9S | MR-AP-PZ-5 | GS-AP-MW-17V ... | MR-AP-MW-22S ... |
|---|---|---|---|---|---|
| 7/19/2016 | | | | | |
| 7/20/2016 | 8.7 | 9.28 | | | |
| 7/21/2016 | | | | | |
| 7/25/2016 | | | | | |
| 7/26/2016 | | | 30.5 | | |
| 9/27/2016 | | 9.44 | | | |
| 9/28/2016 | 8.99 | | 31.1 | | |
| 11/1/2016 | 9.34 | | | | |
| 11/2/2016 | | 10.2 | 30.2 | | |
| 1/9/2017 | | | | | |
| 1/10/2017 | 9.94 | | | | |
| 1/12/2017 | | 8.44 | 29.8 | | |
| 2/13/2017 | | | 33 | | |
| 2/14/2017 | | | | | |
| 2/15/2017 | 13 | 2.7 | | | |
| 4/3/2017 | | | 32 | | |
| 4/4/2017 | 13 | | | | |
| 4/6/2017 | | 5.6 | | | |
| 5/16/2017 | | | | | |
| 5/17/2017 | 14 | 8.3 | 37 | | |
| 6/12/2017 | | | 34 | | |
| 6/13/2017 | 14 | | | | |
| 6/14/2017 | | 6.6 | | | |
| 9/18/2017 | | | 36 | | |
| 9/19/2017 | 13 | 7.1 | | | |
| 9/20/2017 | | | | | |
| 3/27/2018 | | | 33 | | |
| 3/28/2018 | 12 | 4.3 | | | |
| 5/8/2018 | 12 | 4.2 | | | |
| 5/9/2018 | | | 31 | | |
| 10/8/2018 | | | 32 | | |
| 10/9/2018 | 11 | 7.5 | | | |
| 2/20/2019 | | | | 3.56 | |
| 3/5/2019 | | | | | |
| 4/23/2019 | | | 24.9 | | |
| 4/24/2019 | 11.2 | 5.42 | | | |
| 4/29/2019 | | | | | |
| 8/27/2019 | 10.2 | 7.56 | | | |
| 8/28/2019 | | | | | |
| 8/29/2019 | | | 28.5 | | |
| 9/24/2019 | | | | 3.69 | |
| 3/2/2020 | | | 29.5 | | |
| 3/3/2020 | 10.3 | 4.18 | | | |
| 3/4/2020 | | | | | |
| 3/25/2020 | | | | 3.72 | |
| 9/23/2020 | | | | 3.74 | |
| 10/14/2020 | | | | | 163 |
| 10/19/2020 | | | | | |
| 10/20/2020 | | | | | |
| 10/21/2020 | | | 23.9 | | |

# Time Series

Constituent: Chloride (mg/L) Analysis Run 1/13/2021 12:45 PM

Plant Miller Client: Southern Company Data: Miller Ash Pond

| | MR-AP-MW-23A ... | MR-AP-MW-9DR | MR-AP-MW-9SR | MR-AP-MW-14R | MR-AP-MW-13SR | MR-AP-MW-13DR | MR-AP-MW-7SR | MR-AP-MW-7DR | MR-AP-MW-22I ... |
|---|---|---|---|---|---|---|---|---|---|
| 10/14/2020 | 2510 | | | | | | | | |
| 10/15/2020 | | 6.21 | 12.5 | | | | | | |
| 10/20/2020 | | | | 7.55 | 10.6 | 13.8 | 22.9 | 43.2 | 247 |
| 10/26/2020 | | | | | | | | | |
| 10/27/2020 | | | | | | | | | |

# Time Series

Constituent: Chloride (mg/L) Analysis Run 1/13/2021 12:45 PM

Plant Miller Client: Southern Company Data: Miller Ash Pond

| | MR-AP-MW-27HR | MR-AP-MW-36HR | MR-AP-MW-22D | ... | MR-AP-MW-31H |
|---|---|---|---|---|---|
| 10/14/2020 | | | | | |
| 10/15/2020 | | | | | |
| 10/20/2020 | | | | | |
| 10/26/2020 | 14.1 | | 2140 | | |
| 10/27/2020 | | 66.6 | | | 12.5 |

# Time Series

Constituent: Chromium (mg/L) Analysis Run 1/13/2021 12:45 PM

Plant Miller Client: Southern Company Data: Miller Ash Pond

| | GS-AP-MW-13 (bg) | GS-AP-MW-8 (bg) | MR-AP-MW-1 | MR-AP-MW-10 | MR-AP-MW-11 | MR-AP-MW-12 | MR-AP-MW-13D | MR-AP-MW-13S | MR-AP-MW-14 |
|---|---|---|---|---|---|---|---|---|---|
| 7/19/2016 | | | | | | | | | |
| 7/20/2016 | | | | | | <0.01 | <0.01 | <0.01 | <0.01 |
| 7/25/2016 | | | 0.00711 (J) | 0.0112 | <0.01 | | | | |
| 8/2/2016 | 0.01 | | | | | | | | |
| 8/3/2016 | | 0.01 | | | | | | | |
| 9/20/2016 | 0.01 | | | | | | | | |
| 9/21/2016 | | 0.00266 (J) | | | | | | | |
| 9/26/2016 | | | 0.0166 | | | | | | <0.01 |
| 9/27/2016 | | | | <0.01 | <0.01 | <0.01 | <0.01 | <0.01 | |
| 10/25/2016 | 0.01 | 0.01 | | | | | | | |
| 10/31/2016 | | | | <0.01 | | | | | <0.01 |
| 11/1/2016 | | | | | <0.01 | <0.01 | <0.01 | <0.01 | |
| 11/2/2016 | | | 0.00481 (J) | | | | | | |
| 12/13/2016 | 0.01 | 0.01 | | | | | | | |
| 1/9/2017 | | | | | | | | | <0.01 |
| 1/11/2017 | | | 0.00431 (J) | <0.01 | | <0.01 | <0.01 | <0.01 | |
| 1/12/2017 | | | | | <0.01 | | | | |
| 2/6/2017 | | 0.01 | | | | | | | |
| 2/8/2017 | 0.01 | | | | | | | | |
| 2/13/2017 | | | 0.0061 (J) | | <0.01 | | | | |
| 2/14/2017 | | | | <0.01 | | | | | <0.01 |
| 2/15/2017 | | | | | | <0.01 | <0.01 | <0.01 | |
| 3/28/2017 | | 0.00322 (J) | | | | | | | |
| 3/29/2017 | 0.01 | | | | | | | | |
| 4/3/2017 | | | 0.00215 (J) | | | | | | |
| 4/4/2017 | | | | | <0.01 | <0.01 | <0.01 | | <0.01 |
| 4/6/2017 | | | | <0.01 | | | | <0.01 | |
| 4/24/2017 | | 0.01 | | | | | | | |
| 4/26/2017 | 0.01 | | | | | | | | |
| 5/15/2017 | | | 0.0123 | | | <0.01 | | | |
| 5/16/2017 | | | | | <0.01 | | | | |
| 5/17/2017 | | | | <0.01 | | | <0.01 | <0.01 | <0.01 |
| 6/7/2017 | <0.01 | 0.00227 (J) | | | | | | | |
| 6/12/2017 | | | | | | | | | |
| 6/13/2017 | | | | <0.01 | | | <0.01 | <0.01 | <0.01 |
| 6/14/2017 | | | 0.00558 (J) | | <0.01 | <0.01 | | | |
| 1/30/2018 | | | | | | <0.01 | | | |
| 1/31/2018 | | | | <0.01 | | | <0.01 | <0.01 | |
| 2/1/2018 | | | 0.00287 (J) | | <0.01 | | | | <0.01 |
| 2/19/2018 | | <0.01 | | | | | | | |
| 2/20/2018 | <0.01 | | | | | | | | |
| 5/7/2018 | | | | | | | | | |
| 5/8/2018 | | | | | <0.01 | <0.01 | <0.01 | <0.01 | <0.01 |
| 5/9/2018 | | | <0.01 | | | | | | |
| 5/10/2018 | | | | <0.01 | | | | | |
| 5/15/2018 | <0.01 | <0.01 | | | | | | | |
| 10/8/2018 | | | | <0.01 | | <0.01 | | | |
| 10/9/2018 | | | 0.00248 (J) | | <0.01 | | <0.01 | <0.01 | <0.01 |
| 10/16/2018 | | <0.01 | | | | | | | |
| 10/17/2018 | <0.01 | | | | | | | | |
| 3/6/2019 | | | | | | | | | |
| 4/16/2019 | <0.01 | <0.01 | | | | | | | |

# Time Series

Constituent: Chromium (mg/L) Analysis Run 1/13/2021 12:45 PM

Plant Miller Client: Southern Company Data: Miller Ash Pond

| | GS-AP-MW-13 (bg) | GS-AP-MW-8 (bg) | MR-AP-MW-1 | MR-AP-MW-10 | MR-AP-MW-11 | MR-AP-MW-12 | MR-AP-MW-13D | MR-AP-MW-13S | MR-AP-MW-14 |
|---|---|---|---|---|---|---|---|---|---|
| 4/24/2019 | | | | <0.01 | | | <0.01 | <0.01 | <0.01 |
| 5/1/2019 | | | <0.01 | | <0.01 | | | | |
| 8/27/2019 | | | 0.00336 (J) | | | | | | |
| 8/28/2019 | | | | | <0.01 | <0.01 | | | <0.01 |
| 8/29/2019 | | | | <0.01 | | | 0.00264 (J) | <0.01 | |
| 9/24/2019 | | <0.01 | | | | | | | |
| 3/3/2020 | | | | | <0.01 | | | | |
| 3/4/2020 | | | | | | | | | <0.01 |
| 3/9/2020 | | | 0.0105 | <0.01 | | | 0.0247 | <0.01 | |
| 3/10/2020 | | | | | | <0.01 | | | |
| 3/18/2020 | | <0.01 | | | | | | | |
| 9/21/2020 | | <0.01 | | | | | | | |
| 10/13/2020 | | | | | | | | | |
| 10/14/2020 | | | | | | | | | |
| 10/19/2020 | | | 0.00527 (J) | <0.01 | | <0.01 | | | |
| 10/20/2020 | | | | | <0.01 | | | | |

# Time Series

Constituent: Chromium (mg/L) Analysis Run 1/13/2021 12:45 PM

Plant Miller Client: Southern Company Data: Miller Ash Pond

| | MR-AP-MW-15 | MR-AP-MW-16 | MR-AP-MW-17H | MR-AP-MW-18H | MR-AP-MW-19HA |
|---|---|---|---|---|---|
| 7/19/2016 | <0.01 | <0.01 | | | |
| 7/20/2016 | | | | | |
| 7/25/2016 | | | | | |
| 8/2/2016 | | | | | |
| 8/3/2016 | | | | | |
| 9/20/2016 | | | | | |
| 9/21/2016 | | | | | |
| 9/26/2016 | <0.01 | <0.01 | | | |
| 9/27/2016 | | | | | |
| 10/25/2016 | | | | | |
| 10/31/2016 | <0.01 | <0.01 | | | |
| 11/1/2016 | | | | | |
| 11/2/2016 | | | | | |
| 12/13/2016 | | | | | |
| 1/9/2017 | <0.01 | <0.01 | | | |
| 1/11/2017 | | | | | |
| 1/12/2017 | | | | | |
| 2/6/2017 | | | | | |
| 2/8/2017 | | | | | |
| 2/13/2017 | | | | | |
| 2/14/2017 | <0.01 | <0.01 | | | |
| 2/15/2017 | | | | | |
| 3/28/2017 | | | | | |
| 3/29/2017 | | | | | |
| 4/3/2017 | | <0.01 | | | |
| 4/4/2017 | <0.01 | | | | |
| 4/6/2017 | | | | | |
| 4/24/2017 | | | | | |
| 4/26/2017 | | | | | |
| 5/15/2017 | | | | | |
| 5/16/2017 | <0.01 | <0.01 | | | |
| 5/17/2017 | | | | | |
| 6/7/2017 | | | | | |
| 6/12/2017 | <0.01 | <0.01 | | | |
| 6/13/2017 | | | | | |
| 6/14/2017 | | | | | |
| 1/30/2018 | | | | | |
| 1/31/2018 | <0.01 | | | | |
| 2/1/2018 | | <0.01 | | | |
| 2/19/2018 | | | | | |
| 2/20/2018 | | | | | |
| 5/7/2018 | <0.01 | <0.01 | | | |
| 5/8/2018 | | | | | |
| 5/9/2018 | | | | | |
| 5/10/2018 | | | | | |
| 5/15/2018 | | | | | |
| 10/8/2018 | | | | | |
| 10/9/2018 | <0.01 | <0.01 | | | |
| 10/16/2018 | | | | | |
| 10/17/2018 | | | | | |
| 3/6/2019 | | | <0.01 | <0.01 | |
| 4/16/2019 | | | | | |

# Time Series

Constituent: Chromium (mg/L) Analysis Run 1/13/2021 12:45 PM

Plant Miller Client: Southern Company Data: Miller Ash Pond

| | MR-AP-MW-15 | MR-AP-MW-16 | MR-AP-MW-17H | MR-AP-MW-18H | MR-AP-MW-19HA |
|---|---|---|---|---|---|
| 4/24/2019 | <0.01 | <0.01 | | | |
| 5/1/2019 | | | | | |
| 8/27/2019 | | | <0.01 | <0.01 | |
| 8/28/2019 | <0.01 | <0.01 | | | |
| 8/29/2019 | | | | | |
| 9/24/2019 | | | | | |
| 3/3/2020 | | <0.01 | | | |
| 3/4/2020 | <0.01 | | | | |
| 3/9/2020 | | | | | <0.01 |
| 3/10/2020 | | | <0.01 | <0.01 | |
| 3/18/2020 | | | | | |
| 9/21/2020 | | | | | |
| 10/13/2020 | <0.01 | <0.01 | <0.01 | <0.01 | |
| 10/14/2020 | | | | | <0.01 |
| 10/19/2020 | | | | | |
| 10/20/2020 | | | | | |

# Time Series

Constituent: Chromium (mg/L) Analysis Run 1/13/2021 12:45 PM

Plant Miller Client: Southern Company Data: Miller Ash Pond

| | MR-AP-MW-2 | MR-AP-MW-20H | MR-AP-MW-20HS | MR-AP-MW-21 (bg) | MR-AP-MW-23 (bg) | MR-AP-MW-28H | MR-AP-MW-30H | MR-AP-MW-32H | MR-AP-MW-33H |
|---|---|---|---|---|---|---|---|---|---|
| 7/19/2016 | | | | | | | | | |
| 7/25/2016 | <0.01 | | | | | | | | |
| 9/26/2016 | | | | | | | | | |
| 9/28/2016 | <0.01 | | | | | | | | |
| 10/31/2016 | | | | | | | | | |
| 11/1/2016 | <0.01 | | | | | | | | |
| 1/9/2017 | | | | | | | | | |
| 1/11/2017 | <0.01 | | | | | | | | |
| 2/13/2017 | | | | | | | | | |
| 2/14/2017 | <0.01 | | | | | | | | |
| 4/3/2017 | | | | | | | | | |
| 4/4/2017 | <0.01 | | | | | | | | |
| 5/16/2017 | <0.01 | | | | | | | | |
| 6/12/2017 | | | | | | | | | |
| 6/14/2017 | <0.01 | | | | | | | | |
| 1/29/2018 | | | | | | | | | |
| 2/1/2018 | <0.01 | | | | | | | | |
| 5/9/2018 | <0.01 | | | | | | | | |
| 5/10/2018 | | | | | | | | | |
| 10/9/2018 | <0.01 | | | | | | | | |
| 3/6/2019 | | <0.01 | <0.01 | <0.01 | | | | | |
| 4/22/2019 | | | | | | | | | |
| 4/29/2019 | | | | | | | | | |
| 5/1/2019 | <0.01 | | | | | | | | |
| 8/27/2019 | <0.01 | | | | | | | | |
| 8/28/2019 | | | | <0.01 | | | | | |
| 9/3/2019 | | <0.01 | <0.01 | | | | | | |
| 3/3/2020 | <0.01 | | | | | | | | |
| 3/5/2020 | | | | | | | | | <0.01 |
| 3/9/2020 | | | | <0.01 | <0.01 | <0.01 | | | |
| 3/10/2020 | | <0.01 | <0.01 | | | | <0.01 | <0.01 | |
| 10/13/2020 | | | | <0.01 | | | | | |
| 10/14/2020 | | | | | <0.01 | | | | <0.01 |
| 10/15/2020 | | | | | | | | <0.01 | |
| 10/19/2020 | | <0.01 | <0.01 | | | <0.01 | | | |
| 10/20/2020 | | | | | | | <0.01 | | |
| 10/21/2020 | <0.01 | | | | | | | | |

# Time Series

Constituent: Chromium (mg/L) Analysis Run 1/13/2021 12:45 PM

Plant Miller Client: Southern Company Data: Miller Ash Pond

| | MR-AP-MW-34H | MR-AP-MW-35H | MR-AP-MW-37H | MR-AP-MW-3D | MR-AP-MW-3S |
|---|---|---|---|---|---|
| 7/19/2016 | | | | <0.01 | <0.01 |
| 7/25/2016 | | | | | |
| 9/26/2016 | | | | <0.01 | <0.01 |
| 9/28/2016 | | | | | |
| 10/31/2016 | | | | <0.01 | <0.01 |
| 11/1/2016 | | | | | |
| 1/9/2017 | | | | <0.01 | <0.01 |
| 1/11/2017 | | | | | |
| 2/13/2017 | | | | <0.01 | <0.01 |
| 2/14/2017 | | | | | |
| 4/3/2017 | | | | <0.01 | <0.01 |
| 4/4/2017 | | | | | |
| 5/16/2017 | | | | <0.01 | <0.01 |
| 6/12/2017 | | | | <0.01 | <0.01 |
| 6/14/2017 | | | | | |
| 1/29/2018 | | | | <0.01 | <0.01 |
| 2/1/2018 | | | | | |
| 5/9/2018 | | | | | |
| 5/10/2018 | | | | <0.01 | <0.01 |
| 10/9/2018 | | | | <0.01 | <0.01 |
| 3/6/2019 | | | | | |
| 4/22/2019 | | | | | <0.01 |
| 4/29/2019 | | | | <0.01 | |
| 5/1/2019 | | | | | |
| 8/27/2019 | | | | <0.01 | <0.01 |
| 8/28/2019 | | | | | |
| 9/3/2019 | | | | | |
| 3/3/2020 | | | | <0.01 | <0.01 |
| 3/5/2020 | | | | | |
| 3/9/2020 | <0.01 | | <0.01 | | |
| 3/10/2020 | | <0.01 | | | |
| 10/13/2020 | | <0.01 | | <0.01 | <0.01 |
| 10/14/2020 | | | | | |
| 10/15/2020 | | | | | |
| 10/19/2020 | | | <0.01 | | |
| 10/20/2020 | | | | | |
| 10/21/2020 | <0.01 | | | | |

# Time Series

Constituent: Chromium (mg/L) Analysis Run 1/13/2021 12:45 PM

Plant Miller Client: Southern Company Data: Miller Ash Pond

| | MR-AP-MW-4 | MR-AP-MW-4V | MR-AP-MW-5 | MR-AP-MW-6 | MR-AP-MW-6V | MR-AP-MW-7D | MR-AP-MW-7S | MR-AP-MW-8D | MR-AP-MW-8S |
|---|---|---|---|---|---|---|---|---|---|
| 7/19/2016 | <0.01 | | | | | | | | |
| 7/20/2016 | | | | | | | | | |
| 7/21/2016 | | | | | | <0.01 | <0.01 | | |
| 7/25/2016 | | | | | | | | <0.01 | <0.01 |
| 7/26/2016 | | | <0.01 | <0.01 | | | | | |
| 9/27/2016 | <0.01 | | | | | <0.01 | <0.01 | | <0.01 |
| 9/28/2016 | | | <0.01 | <0.01 | | | | <0.01 | |
| 11/1/2016 | <0.01 | | | <0.01 | | <0.01 | <0.01 | <0.01 | <0.01 |
| 11/2/2016 | | | <0.01 | | | | | | |
| 1/9/2017 | <0.01 | | | <0.01 | | | | | |
| 1/10/2017 | | | <0.01 | | | <0.01 | <0.01 | <0.01 | <0.01 |
| 1/12/2017 | | | | | | | | | |
| 2/13/2017 | <0.01 | | | <0.01 | | | | | |
| 2/14/2017 | | | <0.01 | | | <0.01 | <0.01 | | <0.01 |
| 2/15/2017 | | | | | | | | <0.01 | |
| 4/3/2017 | | | <0.01 | <0.01 | | | | | |
| 4/4/2017 | <0.01 | | | | | <0.01 | <0.01 | <0.01 | <0.01 |
| 4/6/2017 | | | | | | | | | |
| 5/16/2017 | <0.01 | | | <0.01 | | <0.01 | <0.01 | | <0.01 |
| 5/17/2017 | | | <0.01 | | | | | <0.01 | |
| 6/12/2017 | <0.01 | | <0.01 | <0.01 | | | | | |
| 6/13/2017 | | | | | | <0.01 | <0.01 | <0.01 | <0.01 |
| 6/14/2017 | | | | | | | | | |
| 1/29/2018 | <0.01 | | | | | <0.01 | | | |
| 1/30/2018 | | | | | | | 0.00207 (J) | <0.01 | <0.01 |
| 2/1/2018 | | | <0.01 | <0.01 | | | | | |
| 5/8/2018 | | | | | | | | | |
| 5/9/2018 | <0.01 | | <0.01 | <0.01 | | <0.01 | <0.01 | <0.01 | <0.01 |
| 10/8/2018 | <0.01 | | <0.01 | <0.01 | | | | | |
| 10/9/2018 | | | | | | <0.01 | <0.01 | <0.01 | <0.01 |
| 2/20/2019 | | | | | | | | | |
| 3/5/2019 | | <0.01 | | | <0.01 | | | | |
| 4/23/2019 | | | <0.01 | <0.01 | | | | | |
| 4/24/2019 | | | | | | <0.01 | <0.01 | <0.01 | <0.01 |
| 4/29/2019 | <0.01 | | | | | | | | |
| 8/27/2019 | <0.01 | <0.01 | | | | | | | |
| 8/28/2019 | | | <0.01 | <0.01 | 0.00361 (J) | <0.01 | <0.01 | <0.01 | <0.01 |
| 8/29/2019 | | | | | | | | | |
| 9/24/2019 | | | | | | | | | |
| 3/2/2020 | | | <0.01 | | | | | | |
| 3/3/2020 | | | | <0.01 | <0.01 | <0.01 | <0.01 | <0.01 | <0.01 |
| 3/4/2020 | <0.01 | <0.01 | | | | | | | |
| 3/25/2020 | | | | | | | | | |
| 9/23/2020 | | | | | | | | | |
| 10/14/2020 | <0.01 | <0.01 | | | | | | | |
| 10/19/2020 | | | | | <0.01 | | | | |
| 10/20/2020 | | | | <0.01 | | | | | |
| 10/21/2020 | | | <0.01 | | | | | | |

# Time Series

Constituent: Chromium (mg/L) Analysis Run 1/13/2021 12:45 PM

Plant Miller Client: Southern Company Data: Miller Ash Pond

| | MR-AP-MW-9D | MR-AP-MW-9S | MR-AP-PZ-5 | GS-AP-MW-17V ... | MR-AP-MW-22S ... |
|---|---|---|---|---|---|
| 7/19/2016 | | | | | |
| 7/20/2016 | <0.01 | <0.01 | | | |
| 7/21/2016 | | | | | |
| 7/25/2016 | | | | | |
| 7/26/2016 | | | <0.01 | | |
| 9/27/2016 | | <0.01 | | | |
| 9/28/2016 | <0.01 | | <0.01 | | |
| 11/1/2016 | <0.01 | | | | |
| 11/2/2016 | | <0.01 | <0.01 | | |
| 1/9/2017 | | | | | |
| 1/10/2017 | <0.01 | | | | |
| 1/12/2017 | | <0.01 | <0.01 | | |
| 2/13/2017 | | | <0.01 | | |
| 2/14/2017 | | | | | |
| 2/15/2017 | <0.01 | <0.01 | | | |
| 4/3/2017 | | | <0.01 | | |
| 4/4/2017 | <0.01 | | | | |
| 4/6/2017 | | <0.01 | | | |
| 5/16/2017 | | | | | |
| 5/17/2017 | <0.01 | <0.01 | <0.01 | | |
| 6/12/2017 | | | <0.01 | | |
| 6/13/2017 | <0.01 | | | | |
| 6/14/2017 | | <0.01 | | | |
| 1/29/2018 | | | | | |
| 1/30/2018 | <0.01 | <0.01 | | | |
| 2/1/2018 | | | <0.01 | | |
| 5/8/2018 | <0.01 | <0.01 | | | |
| 5/9/2018 | | | <0.01 | | |
| 10/8/2018 | | | <0.01 | | |
| 10/9/2018 | <0.01 | <0.01 | | | |
| 2/20/2019 | | | | <0.01 | |
| 3/5/2019 | | | | | |
| 4/23/2019 | | | <0.01 | | |
| 4/24/2019 | <0.01 | <0.01 | | | |
| 4/29/2019 | | | | | |
| 8/27/2019 | <0.01 | <0.01 | | | |
| 8/28/2019 | | | | | |
| 8/29/2019 | | | <0.01 | | |
| 9/24/2019 | | | | 0.00405 (J) | |
| 3/2/2020 | | | <0.01 | | |
| 3/3/2020 | <0.01 | <0.01 | | | |
| 3/4/2020 | | | | | |
| 3/25/2020 | | | | <0.01 | |
| 9/23/2020 | | | | <0.01 | |
| 10/14/2020 | | | | | <0.01 |
| 10/19/2020 | | | | | |
| 10/20/2020 | | | | | |
| 10/21/2020 | | | <0.01 | | |

# Time Series

Constituent: Chromium (mg/L) Analysis Run 1/13/2021 12:45 PM

Plant Miller Client: Southern Company Data: Miller Ash Pond

| | MR-AP-MW-23A ... | MR-AP-MW-9DR | MR-AP-MW-9SR | MR-AP-MW-14R | MR-AP-MW-13SR | MR-AP-MW-13DR | MR-AP-MW-7SR | MR-AP-MW-7DR | MR-AP-MW-22I ... |
|---|---|---|---|---|---|---|---|---|---|
| 10/14/2020 | <0.01 | | | | | | | | |
| 10/15/2020 | | <0.01 | <0.01 | | | | | | |
| 10/20/2020 | | | | <0.01 | <0.01 | <0.01 | <0.01 | <0.01 | <0.01 |
| 10/26/2020 | | | | | | | | | |
| 10/27/2020 | | | | | | | | | |

# Time Series

Constituent: Chromium (mg/L) Analysis Run 1/13/2021 12:45 PM

Plant Miller Client: Southern Company Data: Miller Ash Pond

| | MR-AP-MW-27HR | MR-AP-MW-36HR | MR-AP-MW-22D | ... | MR-AP-MW-31H |
|---|---|---|---|---|---|
| 10/14/2020 | | | | | |
| 10/15/2020 | | | | | |
| 10/20/2020 | | | | | |
| 10/26/2020 | <0.01 | | <0.01 | | |
| 10/27/2020 | | <0.01 | | | <0.01 |

# Time Series

Constituent: Cobalt (mg/L) Analysis Run 1/13/2021 12:45 PM

Plant Miller Client: Southern Company Data: Miller Ash Pond

| | GS-AP-MW-13 (bg) | GS-AP-MW-8 (bg) | MR-AP-MW-1 | MR-AP-MW-10 | MR-AP-MW-11 | MR-AP-MW-12 | MR-AP-MW-13D | MR-AP-MW-13S | MR-AP-MW-14 |
|---|---|---|---|---|---|---|---|---|---|
| 7/19/2016 | | | | | | | | | |
| 7/20/2016 | | | | | | <0.005 | <0.005 | 0.0214 | <0.005 |
| 7/25/2016 | | | <0.005 | 0.00273 (J) | <0.005 | | | | |
| 8/2/2016 | <0.005 | | | | | | | | |
| 8/3/2016 | | 0.0026 (J) | | | | | | | |
| 9/20/2016 | <0.005 | | | | | | | | |
| 9/21/2016 | | 0.00362 (J) | | | | | | | |
| 9/26/2016 | | | <0.005 | | | | | | <0.005 |
| 9/27/2016 | | | | 0.00263 (J) | <0.005 | <0.005 | 0.0021 (J) | 0.0211 | |
| 10/25/2016 | <0.005 | 0.00305 (J) | | | | | | | |
| 10/31/2016 | | | | 0.00289 (J) | | | | | <0.005 |
| 11/1/2016 | | | | | <0.005 | <0.005 | 0.00214 (J) | 0.0203 | |
| 11/2/2016 | | | <0.005 | | | | | | |
| 12/13/2016 | <0.005 | <0.005 | | | | | | | |
| 1/9/2017 | | | | | | | | | <0.005 |
| 1/11/2017 | | | <0.005 | 0.00244 (J) | | <0.005 | <0.005 | 0.0198 | |
| 1/12/2017 | | | | | 0.00316 (J) | | | | |
| 2/6/2017 | | 0.00308 (J) | | | | | | | |
| 2/8/2017 | <0.005 | | | | | | | | |
| 2/13/2017 | | | <0.005 | | 0.00227 (J) | | | | |
| 2/14/2017 | | | | 0.00209 (J) | | | | | <0.005 |
| 2/15/2017 | | | | | | <0.005 | <0.005 | 0.0205 | |
| 3/28/2017 | | <0.005 | | | | | | | |
| 3/29/2017 | <0.005 | | | | | | | | |
| 4/3/2017 | | | <0.005 | | | | | | |
| 4/4/2017 | | | | | <0.005 | <0.005 | <0.005 | | <0.005 |
| 4/6/2017 | | | | 0.00226 (J) | | | | 0.0216 | |
| 4/24/2017 | | <0.005 | | | | | | | |
| 4/26/2017 | <0.005 | | | | | | | | |
| 5/15/2017 | | | <0.005 | | | <0.005 | | | |
| 5/16/2017 | | | | | <0.005 | | | | |
| 5/17/2017 | | | | 0.0021 (J) | | | <0.005 | 0.0209 | <0.005 |
| 6/7/2017 | <0.005 | <0.005 | | | | | | | |
| 6/12/2017 | | | | | | | | | |
| 6/13/2017 | | | | <0.005 | | | <0.005 | 0.0214 | <0.005 |
| 6/14/2017 | | | <0.005 | | <0.005 | <0.005 | | | |
| 1/30/2018 | | | | | | <0.005 | | | |
| 1/31/2018 | | | | <0.005 | | | <0.005 | 0.0186 | |
| 2/1/2018 | | | <0.005 | | <0.005 | | | | <0.005 |
| 2/19/2018 | | <0.005 | | | | | | | |
| 2/20/2018 | <0.005 | | | | | | | | |
| 5/7/2018 | | | | | | | | | |
| 5/8/2018 | | | | | <0.005 | 0.00211 (J) | <0.005 | 0.0208 | <0.005 |
| 5/9/2018 | | | <0.005 | | | | | | |
| 5/10/2018 | | | | <0.005 | | | | | |
| 5/15/2018 | <0.005 | <0.005 | | | | | | | |
| 10/8/2018 | | | | <0.005 | | <0.005 | | | |
| 10/9/2018 | | | <0.005 | | <0.005 | | <0.005 | 0.0209 | <0.005 |
| 10/16/2018 | | <0.005 | | | | | | | |
| 10/17/2018 | <0.005 | | | | | | | | |
| 3/6/2019 | | | | | | | | | |
| 4/16/2019 | <0.005 | <0.005 | | | | | | | |

# Time Series

Constituent: Cobalt (mg/L) Analysis Run 1/13/2021 12:45 PM

Plant Miller Client: Southern Company Data: Miller Ash Pond

| | GS-AP-MW-13 (bg) | GS-AP-MW-8 (bg) | MR-AP-MW-1 | MR-AP-MW-10 | MR-AP-MW-11 | MR-AP-MW-12 | MR-AP-MW-13D | MR-AP-MW-13S | MR-AP-MW-14 |
|---|---|---|---|---|---|---|---|---|---|
| 4/24/2019 | | | | <0.005 | | | <0.005 | 0.0237 | <0.005 |
| 5/1/2019 | | | <0.005 | | <0.005 | | | | |
| 8/27/2019 | | | <0.005 | | | | | | |
| 8/28/2019 | | | | | <0.005 | <0.005 | | | <0.005 |
| 8/29/2019 | | | | <0.005 | | | <0.005 | 0.0228 | |
| 9/24/2019 | | 0.00234 (J) | | | | | | | |
| 3/3/2020 | | | | | <0.005 | | | | |
| 3/4/2020 | | | | | | | | | <0.005 |
| 3/9/2020 | | | <0.005 | <0.005 | | | <0.005 | 0.0244 | |
| 3/10/2020 | | | | | | <0.005 | | | |
| 3/18/2020 | | <0.005 | | | | | | | |
| 9/21/2020 | | <0.005 | | | | | | | |
| 10/13/2020 | | | | | | | | | |
| 10/14/2020 | | | | | | | | | |
| 10/19/2020 | | | <0.005 | <0.005 | | <0.005 | | | |
| 10/20/2020 | | | | | <0.005 | | | | |

# Time Series

Constituent: Cobalt (mg/L) Analysis Run 1/13/2021 12:45 PM

Plant Miller Client: Southern Company Data: Miller Ash Pond

| | MR-AP-MW-15 | MR-AP-MW-16 | MR-AP-MW-17H | MR-AP-MW-18H | MR-AP-MW-19HA |
|---|---|---|---|---|---|
| 7/19/2016 | <0.005 | 0.0507 | | | |
| 7/20/2016 | | | | | |
| 7/25/2016 | | | | | |
| 8/2/2016 | | | | | |
| 8/3/2016 | | | | | |
| 9/20/2016 | | | | | |
| 9/21/2016 | | | | | |
| 9/26/2016 | <0.005 | 0.0389 | | | |
| 9/27/2016 | | | | | |
| 10/25/2016 | | | | | |
| 10/31/2016 | <0.005 | 0.0152 | | | |
| 11/1/2016 | | | | | |
| 11/2/2016 | | | | | |
| 12/13/2016 | | | | | |
| 1/9/2017 | <0.005 | 0.00298 (J) | | | |
| 1/11/2017 | | | | | |
| 1/12/2017 | | | | | |
| 2/6/2017 | | | | | |
| 2/8/2017 | | | | | |
| 2/13/2017 | | | | | |
| 2/14/2017 | <0.005 | 0.00507 (J) | | | |
| 2/15/2017 | | | | | |
| 3/28/2017 | | | | | |
| 3/29/2017 | | | | | |
| 4/3/2017 | | 0.00228 (J) | | | |
| 4/4/2017 | <0.005 | | | | |
| 4/6/2017 | | | | | |
| 4/24/2017 | | | | | |
| 4/26/2017 | | | | | |
| 5/15/2017 | | | | | |
| 5/16/2017 | <0.005 | 0.00418 (J) | | | |
| 5/17/2017 | | | | | |
| 6/7/2017 | | | | | |
| 6/12/2017 | <0.005 | <0.005 | | | |
| 6/13/2017 | | | | | |
| 6/14/2017 | | | | | |
| 1/30/2018 | | | | | |
| 1/31/2018 | <0.005 | | | | |
| 2/1/2018 | | <0.005 | | | |
| 2/19/2018 | | | | | |
| 2/20/2018 | | | | | |
| 5/7/2018 | <0.005 | <0.005 | | | |
| 5/8/2018 | | | | | |
| 5/9/2018 | | | | | |
| 5/10/2018 | | | | | |
| 5/15/2018 | | | | | |
| 10/8/2018 | | | | | |
| 10/9/2018 | <0.005 | <0.005 | | | |
| 10/16/2018 | | | | | |
| 10/17/2018 | | | | | |
| 3/6/2019 | | | <0.005 | <0.005 | |
| 4/16/2019 | | | | | |

# Time Series

Constituent: Cobalt (mg/L) Analysis Run 1/13/2021 12:45 PM

Plant Miller Client: Southern Company Data: Miller Ash Pond

| | MR-AP-MW-15 | MR-AP-MW-16 | MR-AP-MW-17H | MR-AP-MW-18H | MR-AP-MW-19HA |
|---|---|---|---|---|---|
| 4/24/2019 | <0.005 | <0.005 | | | |
| 5/1/2019 | | | | | |
| 8/27/2019 | | | <0.005 | <0.005 | |
| 8/28/2019 | 0.0021 (J) | 0.00216 (J) | | | |
| 8/29/2019 | | | | | |
| 9/24/2019 | | | | | |
| 3/3/2020 | | <0.005 | | | |
| 3/4/2020 | <0.005 | | | | |
| 3/9/2020 | | | | | <0.005 |
| 3/10/2020 | | | <0.005 | <0.005 | |
| 3/18/2020 | | | | | |
| 9/21/2020 | | | | | |
| 10/13/2020 | <0.005 | 0.00352 (J) | <0.005 | <0.005 | |
| 10/14/2020 | | | | | <0.005 |
| 10/19/2020 | | | | | |
| 10/20/2020 | | | | | |

# Time Series

Constituent: Cobalt (mg/L) Analysis Run 1/13/2021 12:45 PM

Plant Miller Client: Southern Company Data: Miller Ash Pond

| | MR-AP-MW-2 | MR-AP-MW-20H | MR-AP-MW-20HS | MR-AP-MW-21 (bg) | MR-AP-MW-23 (bg) | MR-AP-MW-28H | MR-AP-MW-30H | MR-AP-MW-32H | MR-AP-MW-33H |
|---|---|---|---|---|---|---|---|---|---|
| 7/19/2016 | | | | | | | | | |
| 7/25/2016 | 0.103 | | | | | | | | |
| 9/26/2016 | | | | | | | | | |
| 9/28/2016 | 0.108 | | | | | | | | |
| 10/31/2016 | | | | | | | | | |
| 11/1/2016 | 0.0813 | | | | | | | | |
| 1/9/2017 | | | | | | | | | |
| 1/11/2017 | 0.0669 | | | | | | | | |
| 2/13/2017 | | | | | | | | | |
| 2/14/2017 | 0.084 | | | | | | | | |
| 4/3/2017 | | | | | | | | | |
| 4/4/2017 | 0.0829 | | | | | | | | |
| 5/16/2017 | 0.0815 | | | | | | | | |
| 6/12/2017 | | | | | | | | | |
| 6/14/2017 | 0.077 | | | | | | | | |
| 1/29/2018 | | | | | | | | | |
| 2/1/2018 | 0.0499 | | | | | | | | |
| 5/9/2018 | 0.0534 | | | | | | | | |
| 5/10/2018 | | | | | | | | | |
| 10/9/2018 | 0.0525 | | | | | | | | |
| 3/6/2019 | | <0.005 | <0.005 | <0.005 | | | | | |
| 4/22/2019 | | | | | | | | | |
| 4/29/2019 | | | | | | | | | |
| 5/1/2019 | 0.0642 | | | | | | | | |
| 8/27/2019 | 0.0498 | | | | | | | | |
| 8/28/2019 | | | | <0.005 | | | | | |
| 9/3/2019 | | <0.005 | <0.005 | | | | | | |
| 3/3/2020 | 0.0471 | | | | | | | | |
| 3/5/2020 | | | | | | | | | 0.00965 |
| 3/9/2020 | | | | <0.005 | <0.005 | 0.00226 (J) | | | |
| 3/10/2020 | | <0.005 | <0.005 | | | | <0.005 | <0.005 | |
| 10/13/2020 | | | | <0.005 | | | | | |
| 10/14/2020 | | | | | <0.005 | | | | 0.0121 |
| 10/15/2020 | | | | | | | | <0.005 | |
| 10/19/2020 | | <0.005 | <0.005 | | | <0.005 | | | |
| 10/20/2020 | | | | | | | <0.005 | | |
| 10/21/2020 | 0.0368 | | | | | | | | |

# Time Series

Constituent: Cobalt (mg/L) Analysis Run 1/13/2021 12:45 PM

Plant Miller Client: Southern Company Data: Miller Ash Pond

| | MR-AP-MW-34H | MR-AP-MW-35H | MR-AP-MW-37H | MR-AP-MW-3D | MR-AP-MW-3S |
|---|---|---|---|---|---|
| 7/19/2016 | | | | 0.00796 (J) | <0.005 |
| 7/25/2016 | | | | | |
| 9/26/2016 | | | | 0.00839 (J) | <0.005 |
| 9/28/2016 | | | | | |
| 10/31/2016 | | | | 0.00889 (J) | <0.005 |
| 11/1/2016 | | | | | |
| 1/9/2017 | | | | 0.00787 (J) | <0.005 |
| 1/11/2017 | | | | | |
| 2/13/2017 | | | | 0.00873 (J) | <0.005 |
| 2/14/2017 | | | | | |
| 4/3/2017 | | | | 0.00861 (J) | <0.005 |
| 4/4/2017 | | | | | |
| 5/16/2017 | | | | 0.00736 (J) | <0.005 |
| 6/12/2017 | | | | 0.00684 (J) | <0.005 |
| 6/14/2017 | | | | | |
| 1/29/2018 | | | | 0.00548 (J) | <0.005 |
| 2/1/2018 | | | | | |
| 5/9/2018 | | | | | |
| 5/10/2018 | | | | 0.00529 (J) | <0.005 |
| 10/9/2018 | | | | 0.00683 | <0.005 |
| 3/6/2019 | | | | | |
| 4/22/2019 | | | | | <0.005 |
| 4/29/2019 | | | | 0.00555 | |
| 5/1/2019 | | | | | |
| 8/27/2019 | | | | 0.00562 | <0.005 |
| 8/28/2019 | | | | | |
| 9/3/2019 | | | | | |
| 3/3/2020 | | | | 0.00456 (J) | <0.005 |
| 3/5/2020 | | | | | |
| 3/9/2020 | <0.005 | | <0.005 | | |
| 3/10/2020 | | <0.005 | | | |
| 10/13/2020 | | <0.005 | | 0.00555 | <0.005 |
| 10/14/2020 | | | | | |
| 10/15/2020 | | | | | |
| 10/19/2020 | | | <0.005 | | |
| 10/20/2020 | | | | | |
| 10/21/2020 | <0.005 | | | | |

# Time Series

Constituent: Cobalt (mg/L) Analysis Run 1/13/2021 12:45 PM

Plant Miller Client: Southern Company Data: Miller Ash Pond

| | MR-AP-MW-4 | MR-AP-MW-4V | MR-AP-MW-5 | MR-AP-MW-6 | MR-AP-MW-6V | MR-AP-MW-7D | MR-AP-MW-7S | MR-AP-MW-8D | MR-AP-MW-8S |
|---|---|---|---|---|---|---|---|---|---|
| 7/19/2016 | 0.0427 | | | | | | | | |
| 7/20/2016 | | | | | | | | | |
| 7/21/2016 | | | | | | <0.005 | <0.005 | | |
| 7/25/2016 | | | | | | | | 0.0051 (J) | <0.005 |
| 7/26/2016 | | | <0.005 | 0.0648 | | | | | |
| 9/27/2016 | 0.0401 | | | | | <0.005 | <0.005 | | <0.005 |
| 9/28/2016 | | | <0.005 | 0.0673 | | | | 0.00389 (J) | |
| 11/1/2016 | 0.0374 | | | 0.0605 | | <0.005 | <0.005 | 0.00318 (J) | <0.005 |
| 11/2/2016 | | | <0.005 | | | | | | |
| 1/9/2017 | 0.0291 | | | 0.0504 | | | | | |
| 1/10/2017 | | | <0.005 | | | <0.005 | <0.005 | 0.00311 (J) | <0.005 |
| 1/12/2017 | | | | | | | | | |
| 2/13/2017 | 0.0368 | | | 0.065 | | | | | |
| 2/14/2017 | | | <0.005 | | | <0.005 | <0.005 | | <0.005 |
| 2/15/2017 | | | | | | | | 0.00327 (J) | |
| 4/3/2017 | | | <0.005 | 0.0701 | | | | | |
| 4/4/2017 | 0.0348 | | | | | <0.005 | <0.005 | 0.00279 (J) | <0.005 |
| 4/6/2017 | | | | | | | | | |
| 5/16/2017 | 0.0379 | | | 0.0725 | | <0.005 | <0.005 | | <0.005 |
| 5/17/2017 | | | <0.005 | | | | | 0.0036 (J) | |
| 6/12/2017 | 0.0376 | | <0.005 | 0.0656 | | | | | |
| 6/13/2017 | | | | | | <0.005 | <0.005 | 0.00333 (J) | <0.005 |
| 6/14/2017 | | | | | | | | | |
| 1/29/2018 | 0.0171 | | | | | <0.005 | | | |
| 1/30/2018 | | | | | | | <0.005 | 0.00272 (J) | <0.005 |
| 2/1/2018 | | | <0.005 | 0.0564 | | | | | |
| 5/8/2018 | | | | | | | | | |
| 5/9/2018 | 0.0128 | | <0.005 | 0.0641 | | <0.005 | <0.005 | 0.00503 (J) | <0.005 |
| 10/8/2018 | 0.011 | | <0.005 | 0.0616 | | | | | |
| 10/9/2018 | | | | | | <0.005 | <0.005 | 0.00555 | <0.005 |
| 2/20/2019 | | | | | | | | | |
| 3/5/2019 | | 0.00889 | | | <0.005 | | | | |
| 4/23/2019 | | | <0.005 | 0.0471 | | | | | |
| 4/24/2019 | | | | | | <0.005 | <0.005 | 0.00723 | <0.005 |
| 4/29/2019 | 0.0206 | | | | | | | | |
| 8/27/2019 | 0.0157 | 0.0104 | | | | | | | |
| 8/28/2019 | | | <0.005 | 0.0283 | <0.005 | <0.005 | <0.005 | 0.00697 | <0.005 |
| 8/29/2019 | | | | | | | | | |
| 9/24/2019 | | | | | | | | | |
| 3/2/2020 | | | <0.005 | | | | | | |
| 3/3/2020 | | | | 0.0186 | <0.005 | <0.005 | <0.005 | 0.007 | <0.005 |
| 3/4/2020 | 0.0119 | 0.00216 (J) | | | | | | | |
| 3/25/2020 | | | | | | | | | |
| 9/23/2020 | | | | | | | | | |
| 10/14/2020 | 0.0117 | 0.00364 (J) | | | | | | | |
| 10/19/2020 | | | | | <0.005 | | | | |
| 10/20/2020 | | | | 0.00675 | | | | | |
| 10/21/2020 | | | <0.005 | | | | | | |

# Time Series

Constituent: Cobalt (mg/L) Analysis Run 1/13/2021 12:45 PM

Plant Miller Client: Southern Company Data: Miller Ash Pond

| | MR-AP-MW-9D | MR-AP-MW-9S | MR-AP-PZ-5 | GS-AP-MW-17V ... | MR-AP-MW-22S ... |
|---|---|---|---|---|---|
| 7/19/2016 | | | | | |
| 7/20/2016 | 0.0163 | 0.00995 (J) | | | |
| 7/21/2016 | | | | | |
| 7/25/2016 | | | | | |
| 7/26/2016 | | | <0.005 | | |
| 9/27/2016 | | 0.00686 (J) | | | |
| 9/28/2016 | 0.0155 | | <0.005 | | |
| 11/1/2016 | 0.0168 | | | | |
| 11/2/2016 | | 0.0076 (J) | <0.005 | | |
| 1/9/2017 | | | | | |
| 1/10/2017 | 0.0164 | | | | |
| 1/12/2017 | | 0.00419 (J) | <0.005 | | |
| 2/13/2017 | | | <0.005 | | |
| 2/14/2017 | | | | | |
| 2/15/2017 | 0.0192 | <0.005 | | | |
| 4/3/2017 | | | <0.005 | | |
| 4/4/2017 | 0.0222 | | | | |
| 4/6/2017 | | <0.005 | | | |
| 5/16/2017 | | | | | |
| 5/17/2017 | 0.0194 | <0.005 | <0.005 | | |
| 6/12/2017 | | | <0.005 | | |
| 6/13/2017 | 0.0193 | | | | |
| 6/14/2017 | | <0.005 | | | |
| 1/29/2018 | | | | | |
| 1/30/2018 | 0.0157 | <0.005 | | | |
| 2/1/2018 | | | <0.005 | | |
| 5/8/2018 | 0.0179 | <0.005 | | | |
| 5/9/2018 | | | <0.005 | | |
| 10/8/2018 | | | <0.005 | | |
| 10/9/2018 | 0.0182 | <0.005 | | | |
| 2/20/2019 | | | | <0.005 | |
| 3/5/2019 | | | | | |
| 4/23/2019 | | | <0.005 | | |
| 4/24/2019 | 0.0207 | <0.005 | | | |
| 4/29/2019 | | | | | |
| 8/27/2019 | 0.0198 | 0.00264 (J) | | | |
| 8/28/2019 | | | | | |
| 8/29/2019 | | | <0.005 | | |
| 9/24/2019 | | | | <0.005 | |
| 3/2/2020 | | | <0.005 | | |
| 3/3/2020 | 0.0203 | <0.005 | | | |
| 3/4/2020 | | | | | |
| 3/25/2020 | | | | <0.005 | |
| 9/23/2020 | | | | <0.005 | |
| 10/14/2020 | | | | | <0.005 |
| 10/19/2020 | | | | | |
| 10/20/2020 | | | | | |
| 10/21/2020 | | | <0.005 | | |

# Time Series

Constituent: Cobalt (mg/L) Analysis Run 1/13/2021 12:45 PM

Plant Miller Client: Southern Company Data: Miller Ash Pond

| | MR-AP-MW-23A ... | MR-AP-MW-9DR | MR-AP-MW-9SR | MR-AP-MW-14R | MR-AP-MW-13SR | MR-AP-MW-13DR | MR-AP-MW-7SR | MR-AP-MW-7DR | MR-AP-MW-22I ... |
|---|---|---|---|---|---|---|---|---|---|
| 10/14/2020 | <0.005 | | | | | | | | |
| 10/15/2020 | | <0.005 | <0.005 | | | | | | |
| 10/20/2020 | | | | <0.005 | 0.0112 | <0.005 | <0.005 | <0.005 | <0.005 |
| 10/26/2020 | | | | | | | | | |
| 10/27/2020 | | | | | | | | | |

# Time Series

Constituent: Cobalt (mg/L) Analysis Run 1/13/2021 12:45 PM

Plant Miller Client: Southern Company Data: Miller Ash Pond

| | MR-AP-MW-27HR | MR-AP-MW-36HR | MR-AP-MW-22D ... | MR-AP-MW-31H |
|---|---|---|---|---|
| 10/14/2020 | | | | |
| 10/15/2020 | | | | |
| 10/20/2020 | | | | |
| 10/26/2020 | <0.005 | | <0.005 | |
| 10/27/2020 | | <0.005 | | <0.005 |

# Time Series

Constituent: Combined Radium 226 + 228 (pCi/L) Analysis Run 1/13/2021 12:45 PM

Plant Miller Client: Southern Company Data: Miller Ash Pond

| | GS-AP-MW-13 (bg) | GS-AP-MW-8 (bg) | MR-AP-MW-1 | MR-AP-MW-10 | MR-AP-MW-11 | MR-AP-MW-12 | MR-AP-MW-13D | MR-AP-MW-13S | MR-AP-MW-14 |
|---|---|---|---|---|---|---|---|---|---|
| 7/19/2016 | | | | | | | | | |
| 7/20/2016 | | | | | | 0.271 (U) | 0.324 (U) | 0.0664 (U) | 0.386 (U) |
| 7/25/2016 | | | | 0.233 (U) | 0.604 (U) | | | | |
| 8/2/2016 | 0.0177 (U) | | | | | | | | |
| 8/3/2016 | | 0.299 (U) | | | | | | | |
| 9/20/2016 | 0.725 | | | | | | | | |
| 9/21/2016 | | 0.835 | | | | | | | |
| 9/26/2016 | | | 0.499 | | | | | | 0.226 (U) |
| 9/27/2016 | | | | 0.82 | 0.65 | 0.858 | 0.385 (U) | 0.237 (U) | |
| 10/25/2016 | 0.494 (U) | 0.0629 (U) | | | | | | | |
| 10/31/2016 | | | | 0.37 (U) | | | | | 0.321 (U) |
| 11/1/2016 | | | | | 0.458 (U) | 0.456 (U) | 0.119 (U) | 0.724 | |
| 11/2/2016 | | | 0.637 (U) | | | | | | |
| 12/13/2016 | 0.39 (U) | 0.547 | | | | | | | |
| 1/9/2017 | | | | | | | | | -0.00596 (U) |
| 1/11/2017 | | | 0.475 (U) | 0.668 | | 0.624 (U) | 0.324 (U) | 0.172 (U) | |
| 1/12/2017 | | | | | 0.308 (U) | | | | |
| 2/6/2017 | | 0.251 (U) | | | | | | | |
| 2/8/2017 | 0.455 (U) | | | | | | | | |
| 2/13/2017 | | | 0.0464 (U) | | -0.0581 (U) | | | | |
| 2/14/2017 | | | | 0.36 (U) | | | | | 0.202 (U) |
| 2/15/2017 | | | | | | 0.821 | 0.393 (U) | 1.22 | |
| 3/28/2017 | | -0.109 (U) | | | | | | | |
| 3/29/2017 | 0.251 (U) | | | | | | | | |
| 4/3/2017 | | | 0.335 (U) | | | | | | |
| 4/4/2017 | | | | | 0.288 (U) | 0.258 (U) | 0.263 (U) | | 0.314 (U) |
| 4/6/2017 | | | | 0.519 | | | | -0.143 (U) | |
| 4/24/2017 | | 0.293 (U) | | | | | | | |
| 4/26/2017 | 0.0762 (U) | | | | | | | | |
| 5/15/2017 | | | 0.409 (U) | | | 0.382 (U) | | | |
| 5/16/2017 | | | | | 0.119 (U) | | | | |
| 5/17/2017 | | | | -0.497 (U) | | | 0.555 (U) | -0.25 (U) | 0.359 (U) |
| 6/7/2017 | 0.32 (U) | 0.529 | | | | | | | |
| 6/12/2017 | | | | | | | | | |
| 6/13/2017 | | | | 0.147 (U) | | | 0.305 (U) | 0.412 | 0.096 (U) |
| 6/14/2017 | | | 0.261 (U) | | 0.129 (U) | 0.746 | | | |
| 1/29/2018 | | | 0.693 | | | | | | |
| 1/30/2018 | | | | | 0.31 (U) | 0.366 (U) | | | 0.774 |
| 1/31/2018 | | | | 0.82 | | | 0.461 | 0.175 (U) | |
| 2/19/2018 | | 0.497 | | | | | | | |
| 2/20/2018 | 0.465 | | | | | | | | |
| 5/7/2018 | | | | | | | | | |
| 5/8/2018 | | | | | 0.0757 (U) | 0.854 (U) | 0.441 (U) | 0.592 | 0.65 |
| 5/9/2018 | | | 0.413 (U) | | | | | | |
| 5/10/2018 | | | | 0.383 (U) | | | | | |
| 5/15/2018 | 0.0571 (U) | -0.601 (U) | | | | | | | |
| 10/8/2018 | | | | 0.193 (U) | | 0.717 | | | |
| 10/9/2018 | | | 0.338 (U) | | 0.5 | | 0.683 | 0.657 | 0.631 |
| 10/16/2018 | | 0.2 (U) | | | | | | | |
| 10/17/2018 | 0.482 | | | | | | | | |
| 3/6/2019 | | | | | | | | | |
| 4/16/2019 | 0.506 (U) | 0.733 | | | | | | | |

# Time Series

Constituent: Combined Radium 226 + 228 (pCi/L) Analysis Run 1/13/2021 12:45 PM

Plant Miller Client: Southern Company Data: Miller Ash Pond

| | GS-AP-MW-13 (bg) | GS-AP-MW-8 (bg) | MR-AP-MW-1 | MR-AP-MW-10 | MR-AP-MW-11 | MR-AP-MW-12 | MR-AP-MW-13D | MR-AP-MW-13S | MR-AP-MW-14 |
|---|---|---|---|---|---|---|---|---|---|
| 4/24/2019 | | | | 0.601 | | | 0.482 | 0.289 (U) | 0.252 (U) |
| 5/1/2019 | | | 0.312 (U) | | 0.295 (U) | | | | |
| 8/27/2019 | | | 0.696 | | | | | | |
| 8/28/2019 | | | | | 0.358 (U) | 0.577 (U) | | | -0.0208 (U) |
| 8/29/2019 | | | | 0.437 (U) | | | 0.287 (U) | 0.1 (U) | |
| 9/24/2019 | | 0.753 | | | | | | | |
| 3/3/2020 | | | | | 0.227 (U) | | | | |
| 3/4/2020 | | | | | | | | | 0.637 |
| 3/9/2020 | | | 0.726 | 0.906 | | | 0.865 | 0.444 (U) | |
| 3/10/2020 | | | | | | 1.57 | | | |
| 3/18/2020 | | 0.465 (U) | | | | | | | |
| 9/21/2020 | | 1.25 | | | | | | | |
| 10/13/2020 | | | | | | | | | |
| 10/14/2020 | | | | | | | | | |
| 10/19/2020 | | | 0.335 (U) | 0.387 (U) | | 0.17 (U) | | | |
| 10/20/2020 | | | | | 0.0474 (U) | | | | |

# Time Series

Constituent: Combined Radium 226 + 228 (pCi/L) Analysis Run 1/13/2021 12:45 PM

Plant Miller Client: Southern Company Data: Miller Ash Pond

| | MR-AP-MW-15 | MR-AP-MW-16 | MR-AP-MW-17H | MR-AP-MW-18H | MR-AP-MW-19HA |
|---|---|---|---|---|---|
| 7/19/2016 | 0.191 (U) | 0.456 (U) | | | |
| 7/20/2016 | | | | | |
| 7/25/2016 | | | | | |
| 8/2/2016 | | | | | |
| 8/3/2016 | | | | | |
| 9/20/2016 | | | | | |
| 9/21/2016 | | | | | |
| 9/26/2016 | 0.663 | 0.854 | | | |
| 9/27/2016 | | | | | |
| 10/25/2016 | | | | | |
| 10/31/2016 | 0.608 | 0.268 (U) | | | |
| 11/1/2016 | | | | | |
| 11/2/2016 | | | | | |
| 12/13/2016 | | | | | |
| 1/9/2017 | -0.0687 (U) | 0.118 (U) | | | |
| 1/11/2017 | | | | | |
| 1/12/2017 | | | | | |
| 2/6/2017 | | | | | |
| 2/8/2017 | | | | | |
| 2/13/2017 | | | | | |
| 2/14/2017 | 0.459 (U) | 0.264 (U) | | | |
| 2/15/2017 | | | | | |
| 3/28/2017 | | | | | |
| 3/29/2017 | | | | | |
| 4/3/2017 | | 0.00348 (U) | | | |
| 4/4/2017 | 0.327 (U) | | | | |
| 4/6/2017 | | | | | |
| 4/24/2017 | | | | | |
| 4/26/2017 | | | | | |
| 5/15/2017 | | | | | |
| 5/16/2017 | 0.232 (U) | 0.229 (U) | | | |
| 5/17/2017 | | | | | |
| 6/7/2017 | | | | | |
| 6/12/2017 | 0.123 (U) | 0.226 (U) | | | |
| 6/13/2017 | | | | | |
| 6/14/2017 | | | | | |
| 1/29/2018 | | | | | |
| 1/30/2018 | | 1.05 | | | |
| 1/31/2018 | 0.516 | | | | |
| 2/19/2018 | | | | | |
| 2/20/2018 | | | | | |
| 5/7/2018 | 0.615 | 0.444 (U) | | | |
| 5/8/2018 | | | | | |
| 5/9/2018 | | | | | |
| 5/10/2018 | | | | | |
| 5/15/2018 | | | | | |
| 10/8/2018 | | | | | |
| 10/9/2018 | 0.825 | 1.15 | | | |
| 10/16/2018 | | | | | |
| 10/17/2018 | | | | | |
| 3/6/2019 | | | 0.732 | 0.229 (U) | |
| 4/16/2019 | | | | | |

# Time Series

Constituent: Combined Radium 226 + 228 (pCi/L) Analysis Run 1/13/2021 12:45 PM

Plant Miller Client: Southern Company Data: Miller Ash Pond

| | MR-AP-MW-15 | MR-AP-MW-16 | MR-AP-MW-17H | MR-AP-MW-18H | MR-AP-MW-19HA |
|---|---|---|---|---|---|
| 4/24/2019 | 0.373 | 0.317 (U) | | | |
| 5/1/2019 | | | | | |
| 8/27/2019 | | | 0.701 | 0.344 (U) | |
| 8/28/2019 | 0.00424 (U) | 0.372 (U) | | | |
| 8/29/2019 | | | | | |
| 9/24/2019 | | | | | |
| 3/3/2020 | | -0.0538 (U) | | | |
| 3/4/2020 | 0.337 (U) | | | | |
| 3/9/2020 | | | | | 0.684 |
| 3/10/2020 | | | 1.18 | 0.95 | |
| 3/18/2020 | | | | | |
| 9/21/2020 | | | | | |
| 10/13/2020 | 0.232 (U) | 0.209 (U) | 0.298 (U) | 0.0821 (U) | |
| 10/14/2020 | | | | | 0.362 |
| 10/19/2020 | | | | | |
| 10/20/2020 | | | | | |

# Time Series

Constituent: Combined Radium 226 + 228 (pCi/L) Analysis Run 1/13/2021 12:45 PM

Plant Miller Client: Southern Company Data: Miller Ash Pond

| | MR-AP-MW-2 | MR-AP-MW-20H | MR-AP-MW-20HS | MR-AP-MW-21 (bg) | MR-AP-MW-23 (bg) | MR-AP-MW-28H | MR-AP-MW-30H | MR-AP-MW-32H | MR-AP-MW-33H |
|---|---|---|---|---|---|---|---|---|---|
| 7/19/2016 | | | | | | | | | |
| 7/25/2016 | 0.817 | | | | | | | | |
| 9/26/2016 | | | | | | | | | |
| 9/28/2016 | 0.336 (U) | | | | | | | | |
| 10/31/2016 | | | | | | | | | |
| 11/1/2016 | 0.00962 (U) | | | | | | | | |
| 1/9/2017 | | | | | | | | | |
| 1/11/2017 | 0.844 | | | | | | | | |
| 2/13/2017 | | | | | | | | | |
| 2/14/2017 | 0.444 (U) | | | | | | | | |
| 4/3/2017 | | | | | | | | | |
| 4/4/2017 | 0.379 (U) | | | | | | | | |
| 5/16/2017 | 0.37 (U) | | | | | | | | |
| 6/12/2017 | | | | | | | | | |
| 6/14/2017 | 0.875 | | | | | | | | |
| 1/29/2018 | | | | | | | | | |
| 1/30/2018 | 1.11 | | | | | | | | |
| 5/9/2018 | 0.301 (U) | | | | | | | | |
| 5/10/2018 | | | | | | | | | |
| 10/9/2018 | 1.04 | | | | | | | | |
| 3/6/2019 | | 0.995 | 0.23 (U) | 0.24 (U) | | | | | |
| 4/22/2019 | | | | | | | | | |
| 4/29/2019 | | | | | | | | | |
| 5/1/2019 | 0.29 (U) | | | | | | | | |
| 8/27/2019 | 0.615 | | | | | | | | |
| 8/28/2019 | | | | 0.908 | | | | | |
| 9/3/2019 | | 0.144 (U) | 0.37 (U) | | | | | | |
| 3/3/2020 | 0.361 (U) | | | | | | | | |
| 3/5/2020 | | | | | | | | | 0.636 (U) |
| 3/9/2020 | | | | 0.202 (U) | 4.4 | 0.641 | | | |
| 3/10/2020 | | 0.276 (U) | 0.374 (U) | | | | 0.829 | 0.4 (U) | |
| 10/13/2020 | | | | 0.683 | | | | | |
| 10/14/2020 | | | | | 4.78 | | | | 0.0343 (U) |
| 10/15/2020 | | | | | | | | 0.826 | |
| 10/19/2020 | | 0.154 (U) | 0.0854 (U) | | | 0.155 (U) | | | |
| 10/20/2020 | | | | | | | 0.598 | | |
| 10/21/2020 | 0.448 (U) | | | | | | | | |

# Time Series

Constituent: Combined Radium 226 + 228 (pCi/L) Analysis Run 1/13/2021 12:45 PM

Plant Miller Client: Southern Company Data: Miller Ash Pond

| | MR-AP-MW-34H | MR-AP-MW-35H | MR-AP-MW-37H | MR-AP-MW-3D | MR-AP-MW-3S |
|---|---|---|---|---|---|
| 7/19/2016 | | | | 0.251 (U) | -0.019 (U) |
| 7/25/2016 | | | | | |
| 9/26/2016 | | | | 0.638 | 0.488 (U) |
| 9/28/2016 | | | | | |
| 10/31/2016 | | | | 0.521 (U) | 0.147 (U) |
| 11/1/2016 | | | | | |
| 1/9/2017 | | | | 0.744 | 0.288 (U) |
| 1/11/2017 | | | | | |
| 2/13/2017 | | | | -0.0115 (U) | 0.226 (U) |
| 2/14/2017 | | | | | |
| 4/3/2017 | | | | 0.0879 (U) | -0.154 (U) |
| 4/4/2017 | | | | | |
| 5/16/2017 | | | | 0.137 (U) | 0.303 (U) |
| 6/12/2017 | | | | 0.589 | 0.645 |
| 6/14/2017 | | | | | |
| 1/29/2018 | | | | 0.634 | 0.627 |
| 1/30/2018 | | | | | |
| 5/9/2018 | | | | | |
| 5/10/2018 | | | | 0.147 (U) | -0.0676 (U) |
| 10/9/2018 | | | | 0.693 | 0.571 |
| 3/6/2019 | | | | | |
| 4/22/2019 | | | | | 0.678 |
| 4/29/2019 | | | | 0.0878 (U) | |
| 5/1/2019 | | | | | |
| 8/27/2019 | | | | 0.491 (U) | 1.17 |
| 8/28/2019 | | | | | |
| 9/3/2019 | | | | | |
| 3/3/2020 | | | | 0.258 (U) | 0.821 |
| 3/5/2020 | | | | | |
| 3/9/2020 | 0.875 | | 0.418 (U) | | |
| 3/10/2020 | | 0.943 | | | |
| 10/13/2020 | | 0.0328 (U) | | -0.209 (U) | -0.0678 (U) |
| 10/14/2020 | | | | | |
| 10/15/2020 | | | | | |
| 10/19/2020 | | | -0.0717 (U) | | |
| 10/20/2020 | | | | | |
| 10/21/2020 | 0.53 | | | | |

# Time Series

Constituent: Combined Radium 226 + 228 (pCi/L) Analysis Run 1/13/2021 12:45 PM

Plant Miller Client: Southern Company Data: Miller Ash Pond

| | MR-AP-MW-4 | MR-AP-MW-4V | MR-AP-MW-5 | MR-AP-MW-6 | MR-AP-MW-6V | MR-AP-MW-7D | MR-AP-MW-7S | MR-AP-MW-8D | MR-AP-MW-8S |
|---|---|---|---|---|---|---|---|---|---|
| 7/19/2016 | 0.621 | | | | | | | | |
| 7/20/2016 | | | | | | | | | |
| 7/21/2016 | | | | | | 0.514 | 0.209 (U) | | |
| 7/25/2016 | | | | | | | | 0.305 (U) | 0.323 (U) |
| 7/26/2016 | | | 0.205 (U) | 0.459 (U) | | | | | |
| 9/27/2016 | 0.529 (U) | | | | | 0.798 | 0.515 (U) | | 0.0932 (U) |
| 9/28/2016 | | | 0.403 (U) | 0.0516 (U) | | | | 0.205 (U) | |
| 11/1/2016 | 0.142 (U) | | | 0.279 (U) | | 0.657 | 0.315 (U) | 1.13 | 0.0619 (U) |
| 11/2/2016 | | | 0.483 (U) | | | | | | |
| 1/9/2017 | 0.54 (U) | | | 0.114 (U) | | | | | |
| 1/10/2017 | | | 0.687 | | | 0.427 (U) | 0.207 (U) | 0.0076 (U) | 0.291 (U) |
| 1/12/2017 | | | | | | | | | |
| 2/13/2017 | 0.764 | | | -0.0383 (U) | | | | | |
| 2/14/2017 | | | 0.5 (U) | | | 0.437 (U) | 0.315 (U) | | 0.837 |
| 2/15/2017 | | | | | | | | 0.665 | |
| 4/3/2017 | | | 0.637 | 0.429 (U) | | | | | |
| 4/4/2017 | -0.136 (U) | | | | | 0.343 (U) | 0.316 (U) | 0.278 (U) | 0.143 (U) |
| 4/6/2017 | | | | | | | | | |
| 5/16/2017 | 0.247 (U) | | | 0.0754 (U) | | 0.625 | 0.177 (U) | | 0.213 (U) |
| 5/17/2017 | | | 0.421 (U) | | | | | 0.798 (U) | |
| 6/12/2017 | 0.6 | | 0.353 (U) | 0.506 | | | | | |
| 6/13/2017 | | | | | | 0.152 (U) | 0.48 | 0.544 | 0.248 (U) |
| 6/14/2017 | | | | | | | | | |
| 1/29/2018 | 0.786 | | | | | 0.218 (U) | | | |
| 1/30/2018 | | | | | | | 0.53 | 0.325 (U) | 0.289 (U) |
| 1/31/2018 | | | 0.38 (U) | 0.433 (U) | | | | | |
| 5/8/2018 | | | | | | | | | |
| 5/9/2018 | -0.00808 (U) | | 0.515 (U) | 0.106 (U) | | 0.395 (U) | 0.248 (U) | -0.113 (U) | 0.047 (U) |
| 10/8/2018 | 0.311 (U) | | 0.921 | 0.612 | | | | | |
| 10/9/2018 | | | | | | 0.44 (U) | 0.695 | 0.222 (U) | 0.385 (U) |
| 2/20/2019 | | | | | | | | | |
| 3/5/2019 | | 0.244 (U) | | | 0.66 | | | | |
| 4/23/2019 | | | 1.12 | 0.356 | | | | | |
| 4/24/2019 | | | | | | 0.423 (U) | 0.148 (U) | -0.104 (U) | 0.175 (U) |
| 4/29/2019 | 0.039 (U) | | | | | | | | |
| 8/27/2019 | 0.533 | 0.948 | | | | | | | |
| 8/28/2019 | | | 0.81 | 0.268 (U) | 0.389 (U) | 0.327 (U) | 0.864 | 0.53 (U) | 0.367 (U) |
| 8/29/2019 | | | | | | | | | |
| 9/24/2019 | | | | | | | | | |
| 3/2/2020 | | | 0.407 (U) | | | | | | |
| 3/3/2020 | | | | 0.177 (U) | -0.0545 (U) | 0.194 (U) | 0.351 (U) | 0.311 (U) | -0.142 (U) |
| 3/4/2020 | 0.31 (U) | 0.16 (U) | | | | | | | |
| 3/25/2020 | | | | | | | | | |
| 9/23/2020 | | | | | | | | | |
| 10/14/2020 | 0.434 (U) | 0.505 | | | | | | | |
| 10/19/2020 | | | | | 0.106 (U) | | | | |
| 10/20/2020 | | | | 0.321 (U) | | | | | |
| 10/21/2020 | | | -0.12 (U) | | | | | | |

# Time Series

Constituent: Combined Radium 226 + 228 (pCi/L) Analysis Run 1/13/2021 12:45 PM

Plant Miller Client: Southern Company Data: Miller Ash Pond

| | MR-AP-MW-9D | MR-AP-MW-9S | MR-AP-PZ-5 | GS-AP-MW-17V ... | MR-AP-MW-22S ... |
|---|---|---|---|---|---|
| 7/19/2016 | | | | | |
| 7/20/2016 | 0.466 (U) | 0.291 (U) | | | |
| 7/21/2016 | | | | | |
| 7/25/2016 | | | | | |
| 7/26/2016 | | | 0.331 (U) | | |
| 9/27/2016 | | 0.639 | | | |
| 9/28/2016 | 0.0728 (U) | | 0.556 (U) | | |
| 11/1/2016 | 0.16 (U) | | | | |
| 11/2/2016 | | 0.851 | 0.217 (U) | | |
| 1/9/2017 | | | | | |
| 1/10/2017 | 0.747 | | | | |
| 1/12/2017 | | 0.658 (U) | 0.432 (U) | | |
| 2/13/2017 | | | 0.279 (U) | | |
| 2/14/2017 | | | | | |
| 2/15/2017 | 0.0228 (U) | 0.76 | | | |
| 4/3/2017 | | | 0.195 (U) | | |
| 4/4/2017 | 0.358 (U) | | | | |
| 4/6/2017 | | 0.122 (U) | | | |
| 5/16/2017 | | | | | |
| 5/17/2017 | -0.25 (U) | 0.781 (U) | 0.569 (U) | | |
| 6/12/2017 | | | 0.48 (U) | | |
| 6/13/2017 | 0.828 | | | | |
| 6/14/2017 | | 0.285 (U) | | | |
| 1/29/2018 | | | | | |
| 1/30/2018 | 0.0739 (U) | 0.162 (U) | | | |
| 1/31/2018 | | | 0.851 | | |
| 5/8/2018 | 0.313 (U) | 0.583 | | | |
| 5/9/2018 | | | 0.171 (U) | | |
| 10/8/2018 | | | 0.44 (U) | | |
| 10/9/2018 | 0.419 (U) | 0.67 | | | |
| 2/20/2019 | | | | 0.398 (U) | |
| 3/5/2019 | | | | | |
| 4/23/2019 | | | 0.267 (U) | | |
| 4/24/2019 | 0.25 (U) | 0.471 (U) | | | |
| 4/29/2019 | | | | | |
| 8/27/2019 | 0.74 | 0.477 (U) | | | |
| 8/28/2019 | | | | | |
| 8/29/2019 | | | 0.355 (U) | | |
| 9/24/2019 | | | | 0.373 (U) | |
| 3/2/2020 | | | 0.213 (U) | | |
| 3/3/2020 | 0.874 | 0.192 (U) | | | |
| 3/4/2020 | | | | | |
| 3/25/2020 | | | | 0.0656 (U) | |
| 9/23/2020 | | | | 0.542 (U) | |
| 10/14/2020 | | | | | 0.484 |
| 10/19/2020 | | | | | |
| 10/20/2020 | | | | | |
| 10/21/2020 | | | 0.0492 (U) | | |

# Time Series

Constituent: Combined Radium 226 + 228 (pCi/L) Analysis Run 1/13/2021 12:45 PM

Plant Miller Client: Southern Company Data: Miller Ash Pond

| | MR-AP-MW-23A ... | MR-AP-MW-9DR | MR-AP-MW-9SR | MR-AP-MW-14R | MR-AP-MW-13SR | MR-AP-MW-13DR | MR-AP-MW-7SR | MR-AP-MW-7DR | MR-AP-MW-22I ... |
|---|---|---|---|---|---|---|---|---|---|
| 10/14/2020 | 4.46 | | | | | | | | |
| 10/15/2020 | | 0.897 | 0.222 (U) | | | | | | |
| 10/20/2020 | | | | -0.128 (U) | 0.479 (U) | 0.357 (U) | 0.398 (U) | 0.197 (U) | 0.679 |
| 10/26/2020 | | | | | | | | | |
| 10/27/2020 | | | | | | | | | |

# Time Series

Constituent: Combined Radium 226 + 228 (pCi/L) Analysis Run 1/13/2021 12:45 PM

Plant Miller Client: Southern Company Data: Miller Ash Pond

| | MR-AP-MW-27HR | MR-AP-MW-36HR | MR-AP-MW-22D ... | MR-AP-MW-31H |
|---|---|---|---|---|
| 10/14/2020 | | | | |
| 10/15/2020 | | | | |
| 10/20/2020 | | | | |
| 10/26/2020 | 0.0991 (U) | | 2.3 | |
| 10/27/2020 | | 0.0202 (U) | | -0.0134 (U) |

# Time Series

Constituent: Fluoride (mg/L) Analysis Run 1/13/2021 12:45 PM

Plant Miller Client: Southern Company Data: Miller Ash Pond

| | GS-AP-MW-13 (bg) | GS-AP-MW-8 (bg) | MR-AP-MW-1 | MR-AP-MW-10 | MR-AP-MW-11 | MR-AP-MW-12 | MR-AP-MW-13D | MR-AP-MW-13S | MR-AP-MW-14 |
|---|---|---|---|---|---|---|---|---|---|
| 7/19/2016 | | | | | | | | | |
| 7/20/2016 | | | | | | 0.701 | 0.149 (J) | 0.106 (J) | 0.182 (J) |
| 7/25/2016 | | | 0.134 (J) | 0.439 | 0.155 (J) | | | | |
| 8/2/2016 | 0.161 (J) | | | | | | | | |
| 8/3/2016 | | 0.125 (J) | | | | | | | |
| 9/20/2016 | 0.122 (J) | | | | | | | | |
| 9/21/2016 | | 0.098 (J) | | | | | | | |
| 9/26/2016 | | | 0.061 (J) | | | | | | 0.124 (J) |
| 9/27/2016 | | | | 0.336 | 0.097 (J) | 0.597 | 0.076 (J) | 0.058 (J) | |
| 10/25/2016 | 0.058 (J) | 0.025 (J) | | | | | | | |
| 10/31/2016 | | | | 0.26 (J) | | | | | 0.074 (J) |
| 11/1/2016 | | | | | 0.038 (J) | 0.502 | 0.028 (J) | 0.078 (J) | |
| 11/2/2016 | | | 0.024 (J) | | | | | | |
| 12/13/2016 | 0.072 (J) | 0.045 (J) | | | | | | | |
| 1/9/2017 | | | | | | | | | 0.028 (J) |
| 1/11/2017 | | | <0.1 | 0.21 (J) | | 0.472 | <0.1 | <0.1 | |
| 1/12/2017 | | | | | <0.1 | | | | |
| 2/6/2017 | | 0.1 (D) | | | | | | | |
| 2/8/2017 | 0.16 (D) | | | | | | | | |
| 2/13/2017 | | | 0.13 | | 0.13 | | | | |
| 2/14/2017 | | | | 0.34 | | | | | 0.17 |
| 2/15/2017 | | | | | | 0.59 | 0.1 | 0.06 (J) | |
| 3/28/2017 | | 0.08 (JD) | | | | | | | |
| 3/29/2017 | 0.14 (D) | | | | | | | | |
| 4/3/2017 | | | 0.15 | | | | | | |
| 4/4/2017 | | | | | 0.14 | 0.67 | 0.12 | | 0.17 |
| 4/6/2017 | | | | 0.38 | | | | 0.07 (J) | |
| 4/24/2017 | | 0.09 (JD) | | | | | | | |
| 4/26/2017 | 0.16 (D) | | | | | | | | |
| 5/15/2017 | | | 0.14 | | | 0.63 | | | |
| 5/16/2017 | | | | | 0.14 | | | | |
| 5/17/2017 | | | | 0.33 | | | 0.13 | 0.09 (J) | 0.17 |
| 6/7/2017 | 0.15 | 0.08 (J) | | | | | | | |
| 6/12/2017 | | | | | | | | | |
| 6/13/2017 | | | | 0.34 | | | 0.13 | 0.09 (J) | 0.17 |
| 6/14/2017 | | | 0.15 | | 0.14 | 0.63 | | | |
| 8/21/2017 | | 0.08 (J) | | | | | | | |
| 8/22/2017 | 0.18 | | | | | | | | |
| 9/19/2017 | | | 0.17 | | 0.16 | | 0.11 | 0.11 | <0.1 |
| 9/21/2017 | | | | 0.43 | | 0.66 | | | |
| 1/30/2018 | | | | | | 0.69 | | | |
| 1/31/2018 | | | | 0.42 | | | 0.13 | 0.09 (J) | |
| 2/1/2018 | | | 0.15 | | 0.12 | | | | 0.17 |
| 2/19/2018 | | 0.08 (J) | | | | | | | |
| 2/20/2018 | 0.17 | | | | | | | | |
| 5/7/2018 | | | | | | | | | |
| 5/8/2018 | | | | | 0.13 | 0.65 | 0.14 | 0.09 (J) | 0.18 |
| 5/9/2018 | | | 0.17 | | | | | | |
| 5/10/2018 | | | | 0.42 | | | | | |
| 5/15/2018 | 0.17 | 0.1 | | | | | | | |
| 10/8/2018 | | | | 0.49 | | 0.85 | | | |
| 10/9/2018 | | | 0.19 | | 0.15 | | 0.18 | 0.12 | 0.21 |

# Time Series

Constituent: Fluoride (mg/L) Analysis Run 1/13/2021 12:45 PM

Plant Miller Client: Southern Company Data: Miller Ash Pond

| | GS-AP-MW-13 (bg) | GS-AP-MW-8 (bg) | MR-AP-MW-1 | MR-AP-MW-10 | MR-AP-MW-11 | MR-AP-MW-12 | MR-AP-MW-13D | MR-AP-MW-13S | MR-AP-MW-14 |
|---|---|---|---|---|---|---|---|---|---|
| 10/16/2018 | | 0.09 (J) | | | | | | | |
| 10/17/2018 | 0.19 | | | | | | | | |
| 3/6/2019 | | | | | | | | | |
| 4/16/2019 | 0.197 | 0.143 | | | | | | | |
| 4/24/2019 | | | | 0.433 | | | 0.199 | 0.161 | 0.22 |
| 5/1/2019 | | | 0.143 | | 0.118 | | | | |
| 8/27/2019 | | | 0.159 | | | | | | |
| 8/28/2019 | | | | | 0.13 | 0.916 | | | 0.192 |
| 8/29/2019 | | | | 0.445 | | | 0.144 | 0.103 | |
| 9/24/2019 | | 0.128 | | | | | | | |
| 3/3/2020 | | | | | 0.134 | | | | |
| 3/4/2020 | | | | | | | | | 0.184 |
| 3/9/2020 | | | 0.179 | 0.517 | | | 0.159 | 0.119 | |
| 3/10/2020 | | | | | | 0.929 | | | |
| 3/18/2020 | | 0.108 | | | | | | | |
| 9/21/2020 | | 0.125 | | | | | | | |
| 10/13/2020 | | | | | | | | | |
| 10/14/2020 | | | | | | | | | |
| 10/19/2020 | | | 0.16 | 0.608 | | 0.978 | | | |
| 10/20/2020 | | | | | 0.126 | | | | |

# Time Series

Constituent: Fluoride (mg/L) Analysis Run 1/13/2021 12:45 PM

Plant Miller Client: Southern Company Data: Miller Ash Pond

| | MR-AP-MW-15 | MR-AP-MW-16 | MR-AP-MW-17H | MR-AP-MW-18H | MR-AP-MW-19HA |
|---|---|---|---|---|---|
| 7/19/2016 | 0.111 (J) | 0.194 (J) | | | |
| 7/20/2016 | | | | | |
| 7/25/2016 | | | | | |
| 8/2/2016 | | | | | |
| 8/3/2016 | | | | | |
| 9/20/2016 | | | | | |
| 9/21/2016 | | | | | |
| 9/26/2016 | 0.069 (J) | 0.158 (J) | | | |
| 9/27/2016 | | | | | |
| 10/25/2016 | | | | | |
| 10/31/2016 | 0.018 (J) | 0.068 (J) | | | |
| 11/1/2016 | | | | | |
| 11/2/2016 | | | | | |
| 12/13/2016 | | | | | |
| 1/9/2017 | <0.1 | <0.1 | | | |
| 1/11/2017 | | | | | |
| 1/12/2017 | | | | | |
| 2/6/2017 | | | | | |
| 2/8/2017 | | | | | |
| 2/13/2017 | | | | | |
| 2/14/2017 | 0.1 | 0.14 | | | |
| 2/15/2017 | | | | | |
| 3/28/2017 | | | | | |
| 3/29/2017 | | | | | |
| 4/3/2017 | | 0.13 | | | |
| 4/4/2017 | 0.1 | | | | |
| 4/6/2017 | | | | | |
| 4/24/2017 | | | | | |
| 4/26/2017 | | | | | |
| 5/15/2017 | | | | | |
| 5/16/2017 | 0.1 | 0.13 | | | |
| 5/17/2017 | | | | | |
| 6/7/2017 | | | | | |
| 6/12/2017 | 0.1 | 0.14 | | | |
| 6/13/2017 | | | | | |
| 6/14/2017 | | | | | |
| 8/21/2017 | | | | | |
| 8/22/2017 | | | | | |
| 9/19/2017 | 0.12 | 0.16 | | | |
| 9/21/2017 | | | | | |
| 1/30/2018 | | | | | |
| 1/31/2018 | 0.1 | | | | |
| 2/1/2018 | | 0.12 | | | |
| 2/19/2018 | | | | | |
| 2/20/2018 | | | | | |
| 5/7/2018 | 0.11 | 0.16 | | | |
| 5/8/2018 | | | | | |
| 5/9/2018 | | | | | |
| 5/10/2018 | | | | | |
| 5/15/2018 | | | | | |
| 10/8/2018 | | | | | |
| 10/9/2018 | 0.13 | 0.18 | | | |

# Time Series

Constituent: Fluoride (mg/L) Analysis Run 1/13/2021 12:45 PM

Plant Miller Client: Southern Company Data: Miller Ash Pond

| | MR-AP-MW-15 | MR-AP-MW-16 | MR-AP-MW-17H | MR-AP-MW-18H | MR-AP-MW-19HA |
|---|---|---|---|---|---|
| 10/16/2018 | | | | | |
| 10/17/2018 | | | | | |
| 3/6/2019 | | | 0.133 | 0.256 | |
| 4/16/2019 | | | | | |
| 4/24/2019 | 0.133 | 0.225 | | | |
| 5/1/2019 | | | | | |
| 8/27/2019 | | | 0.16 | 0.26 | |
| 8/28/2019 | 0.0974 (J) | 0.29 | | | |
| 8/29/2019 | | | | | |
| 9/24/2019 | | | | | |
| 3/3/2020 | | 0.179 | | | |
| 3/4/2020 | 0.111 | | | | |
| 3/9/2020 | | | | | 2.41 |
| 3/10/2020 | | | 0.166 | 0.261 | |
| 3/18/2020 | | | | | |
| 9/21/2020 | | | | | |
| 10/13/2020 | 0.125 | 0.145 | 0.171 | 0.272 | |
| 10/14/2020 | | | | | 2.32 |
| 10/19/2020 | | | | | |
| 10/20/2020 | | | | | |

# Time Series

Constituent: Fluoride (mg/L) Analysis Run 1/13/2021 12:45 PM

Plant Miller Client: Southern Company Data: Miller Ash Pond

| | MR-AP-MW-2 | MR-AP-MW-20H | MR-AP-MW-20HS | MR-AP-MW-21 (bg) | MR-AP-MW-23 (bg) | MR-AP-MW-28H | MR-AP-MW-30H | MR-AP-MW-32H | MR-AP-MW-33H |
|---|---|---|---|---|---|---|---|---|---|
| 7/19/2016 | | | | | | | | | |
| 7/25/2016 | 0.094 (J) | | | | | | | | |
| 9/26/2016 | | | | | | | | | |
| 9/28/2016 | 0.035 (J) | | | | | | | | |
| 10/31/2016 | | | | | | | | | |
| 11/1/2016 | <0.1 | | | | | | | | |
| 1/9/2017 | | | | | | | | | |
| 1/11/2017 | <0.1 | | | | | | | | |
| 2/13/2017 | | | | | | | | | |
| 2/14/2017 | 0.05 (J) | | | | | | | | |
| 4/3/2017 | | | | | | | | | |
| 4/4/2017 | 0.07 (J) | | | | | | | | |
| 5/16/2017 | 0.07 (J) | | | | | | | | |
| 6/12/2017 | | | | | | | | | |
| 6/14/2017 | 0.06 (J) | | | | | | | | |
| 9/20/2017 | 0.12 | | | | | | | | |
| 1/29/2018 | | | | | | | | | |
| 2/1/2018 | 0.1 | | | | | | | | |
| 5/9/2018 | 0.13 | | | | | | | | |
| 5/10/2018 | | | | | | | | | |
| 10/9/2018 | 0.1 | | | | | | | | |
| 3/6/2019 | | 0.234 | <0.1 | 0.169 | | | | | |
| 4/22/2019 | | | | | | | | | |
| 4/29/2019 | | | | | | | | | |
| 5/1/2019 | 0.108 | | | | | | | | |
| 8/27/2019 | 0.19 | | | | | | | | |
| 8/28/2019 | | | | 0.212 | | | | | |
| 9/3/2019 | | 0.279 | <0.1 | | | | | | |
| 3/3/2020 | 0.262 | | | | | | | | |
| 3/5/2020 | | | | | | | | | 0.173 |
| 3/9/2020 | | | | 0.285 | 0.419 | 0.117 | | | |
| 3/10/2020 | | 0.297 | 0.0631 (J) | | | | 0.172 | 0.132 | |
| 10/13/2020 | | | | 0.283 | | | | | |
| 10/14/2020 | | | | | 0.422 | | | | 0.223 |
| 10/15/2020 | | | | | | | | 0.151 | |
| 10/19/2020 | | 0.311 | <0.1 | | | 0.154 | | | |
| 10/20/2020 | | | | | | | 0.158 | | |
| 10/21/2020 | 0.236 | | | | | | | | |

# Time Series

Constituent: Fluoride (mg/L) Analysis Run 1/13/2021 12:45 PM

Plant Miller Client: Southern Company Data: Miller Ash Pond

| | MR-AP-MW-34H | MR-AP-MW-35H | MR-AP-MW-37H | MR-AP-MW-3D | MR-AP-MW-3S |
|---|---|---|---|---|---|
| 7/19/2016 | | | | 0.268 (J) | 0.217 (J) |
| 7/25/2016 | | | | | |
| 9/26/2016 | | | | 0.213 (J) | 0.192 (J) |
| 9/28/2016 | | | | | |
| 10/31/2016 | | | | 0.158 (J) | 0.157 (J) |
| 11/1/2016 | | | | | |
| 1/9/2017 | | | | 0.109 (J) | 0.115 (J) |
| 1/11/2017 | | | | | |
| 2/13/2017 | | | | 0.29 | 0.27 |
| 2/14/2017 | | | | | |
| 4/3/2017 | | | | 0.28 | 0.25 |
| 4/4/2017 | | | | | |
| 5/16/2017 | | | | 0.3 | 0.24 |
| 6/12/2017 | | | | 0.29 | 0.26 |
| 6/14/2017 | | | | | |
| 9/20/2017 | | | | 0.35 | 0.26 |
| 1/29/2018 | | | | 0.35 | 0.31 |
| 2/1/2018 | | | | | |
| 5/9/2018 | | | | | |
| 5/10/2018 | | | | 0.37 | 0.31 |
| 10/9/2018 | | | | 0.39 | 0.33 |
| 3/6/2019 | | | | | |
| 4/22/2019 | | | | | 0.335 |
| 4/29/2019 | | | | 0.343 | |
| 5/1/2019 | | | | | |
| 8/27/2019 | | | | 0.361 | 0.294 |
| 8/28/2019 | | | | | |
| 9/3/2019 | | | | | |
| 3/3/2020 | | | | 0.397 | 0.286 |
| 3/5/2020 | | | | | |
| 3/9/2020 | 0.361 | | 0.173 | | |
| 3/10/2020 | | 0.16 | | | |
| 10/13/2020 | | 0.16 | | 0.362 | 0.311 |
| 10/14/2020 | | | | | |
| 10/15/2020 | | | | | |
| 10/19/2020 | | | 0.178 | | |
| 10/20/2020 | | | | | |
| 10/21/2020 | 0.429 | | | | |

# Time Series

Constituent: Fluoride (mg/L) Analysis Run 1/13/2021 12:45 PM

Plant Miller Client: Southern Company Data: Miller Ash Pond

| | MR-AP-MW-4 | MR-AP-MW-4V | MR-AP-MW-5 | MR-AP-MW-6 | MR-AP-MW-6V | MR-AP-MW-7D | MR-AP-MW-7S | MR-AP-MW-8D | MR-AP-MW-8S |
|---|---|---|---|---|---|---|---|---|---|
| 7/19/2016 | 0.252 (J) | | | | | | | | |
| 7/20/2016 | | | | | | | | | |
| 7/21/2016 | | | | | | 0.125 (J) | 0.203 (J) | | |
| 7/25/2016 | | | | | | | | 0.26 (J) | 0.471 |
| 7/26/2016 | | | 0.296 (J) | 0.108 (J) | | | | | |
| 9/27/2016 | 0.209 (J) | | | | | 0.068 (J) | 0.138 (J) | | 0.375 |
| 9/28/2016 | | | 0.224 (J) | 0.054 (J) | | | | 0.225 (J) | |
| 11/1/2016 | 0.163 (J) | | | <0.1 | | 0.014 (J) | 0.08 (J) | 0.151 (J) | 0.259 (J) |
| 11/2/2016 | | | 0.164 (J) | | | | | | |
| 1/9/2017 | 0.13 (J) | | | <0.1 | | | | | |
| 1/10/2017 | | | 0.114 (J) | | | <0.1 | 0.034 (J) | 0.095 (J) | 0.215 (J) |
| 1/12/2017 | | | | | | | | | |
| 2/13/2017 | 0.28 | | | 0.08 (J) | | | | | |
| 2/14/2017 | | | 0.31 | | | 0.07 (J) | 0.17 | | 0.36 |
| 2/15/2017 | | | | | | | | 0.24 | |
| 4/3/2017 | | | 0.3 | 0.07 (J) | | | | | |
| 4/4/2017 | 0.27 | | | | | 0.09 (J) | 0.2 | 0.3 | 0.43 |
| 4/6/2017 | | | | | | | | | |
| 5/16/2017 | 0.28 | | | 0.09 (J) | | 0.1 | 0.18 | | 0.43 |
| 5/17/2017 | | | 0.29 | | | | | 0.29 | |
| 6/12/2017 | 0.27 | | 0.29 | 0.1 | | | | | |
| 6/13/2017 | | | | | | 0.1 | 0.18 | 0.3 | 0.43 |
| 6/14/2017 | | | | | | | | | |
| 9/18/2017 | | | 0.37 | 0.11 | | 0.11 | 0.22 | | |
| 9/19/2017 | | | | | | | | 0.35 | 0.57 |
| 9/20/2017 | 0.31 | | | | | | | | |
| 1/29/2018 | 0.28 | | | | | 0.1 | | | |
| 1/30/2018 | | | | | | | 0.21 | 0.35 | 0.55 |
| 2/1/2018 | | | 0.35 | 0.1 | | | | | |
| 5/8/2018 | | | | | | | | | |
| 5/9/2018 | 0.28 | | 0.36 | 0.09 (J) | | 0.1 | 0.21 | 0.26 | 0.48 |
| 10/8/2018 | 0.32 | | 0.43 | 0.13 | | | | | |
| 10/9/2018 | | | | | | 0.12 | 0.25 | 0.36 | 0.64 |
| 2/20/2019 | | | | | | | | | |
| 3/5/2019 | | 0.144 | | | 0.14 | | | | |
| 4/23/2019 | | | 0.407 | 0.167 | | | | | |
| 4/24/2019 | | | | | | 0.156 | 0.296 | 0.258 | 0.531 |
| 4/29/2019 | 0.226 | | | | | | | | |
| 8/27/2019 | 0.237 | 0.181 | | | | | | | |
| 8/28/2019 | | | 0.385 | 0.105 | 0.155 | 0.106 | 0.221 | 0.214 | 0.565 |
| 8/29/2019 | | | | | | | | | |
| 9/24/2019 | | | | | | | | | |
| 3/2/2020 | | | 0.382 | | | | | | |
| 3/3/2020 | | | | 0.121 | 0.141 | 0.105 | 0.219 | 0.151 | 0.303 |
| 3/4/2020 | 0.221 | 0.0996 (J) | | | | | | | |
| 3/25/2020 | | | | | | | | | |
| 9/23/2020 | | | | | | | | | |
| 10/14/2020 | 0.251 | 0.125 | | | | | | | |
| 10/19/2020 | | | | | 0.16 | | | | |
| 10/20/2020 | | | | 0.109 | | | | | |
| 10/21/2020 | | | 0.427 | | | | | | |

# Time Series

Constituent: Fluoride (mg/L) Analysis Run 1/13/2021 12:45 PM

Plant Miller Client: Southern Company Data: Miller Ash Pond

| | MR-AP-MW-9D | MR-AP-MW-9S | MR-AP-PZ-5 | GS-AP-MW-17V ... | MR-AP-MW-22S ... |
|---|---|---|---|---|---|
| 7/19/2016 | | | | | |
| 7/20/2016 | 0.155 (J) | 0.139 (J) | | | |
| 7/21/2016 | | | | | |
| 7/25/2016 | | | | | |
| 7/26/2016 | | | 1.05 | | |
| 9/27/2016 | | 0.086 (J) | | | |
| 9/28/2016 | 0.1 (J) | | 0.799 | | |
| 11/1/2016 | 0.046 (J) | | | | |
| 11/2/2016 | | 0.047 (J) | 0.627 | | |
| 1/9/2017 | | | | | |
| 1/10/2017 | <0.1 | | | | |
| 1/12/2017 | | <0.1 | 0.609 | | |
| 2/13/2017 | | | 0.88 | | |
| 2/14/2017 | | | | | |
| 2/15/2017 | 0.11 | 0.17 | | | |
| 4/3/2017 | | | 1.1 | | |
| 4/4/2017 | 0.11 | | | | |
| 4/6/2017 | | 0.2 | | | |
| 5/16/2017 | | | | | |
| 5/17/2017 | 0.13 | 0.14 | 1 | | |
| 6/12/2017 | | | 1.1 | | |
| 6/13/2017 | 0.14 | | | | |
| 6/14/2017 | | 0.16 | | | |
| 9/18/2017 | | | 1.1 | | |
| 9/19/2017 | 0.16 | 0.19 | | | |
| 9/20/2017 | | | | | |
| 1/29/2018 | | | | | |
| 1/30/2018 | 0.09 (J) | 0.19 | | | |
| 2/1/2018 | | | 1 | | |
| 5/8/2018 | 0.05 (J) | 0.22 | | | |
| 5/9/2018 | | | 1.1 | | |
| 10/8/2018 | | | 1.3 | | |
| 10/9/2018 | 0.17 | 0.22 | | | |
| 2/20/2019 | | | | 0.239 | |
| 3/5/2019 | | | | | |
| 4/23/2019 | | | 1.33 | | |
| 4/24/2019 | 0.205 | 0.277 | | | |
| 4/29/2019 | | | | | |
| 8/27/2019 | 0.173 | 0.173 | | | |
| 8/28/2019 | | | | | |
| 8/29/2019 | | | 2.07 | | |
| 9/24/2019 | | | | 0.245 | |
| 3/2/2020 | | | 1.9 | | |
| 3/3/2020 | 0.158 | 0.287 | | | |
| 3/4/2020 | | | | | |
| 3/25/2020 | | | | 0.243 | |
| 9/23/2020 | | | | 0.278 | |
| 10/14/2020 | | | | | 0.337 |
| 10/19/2020 | | | | | |
| 10/20/2020 | | | | | |
| 10/21/2020 | | | 1.89 | | |

# Time Series

Constituent: Fluoride (mg/L) Analysis Run 1/13/2021 12:45 PM

Plant Miller Client: Southern Company Data: Miller Ash Pond

| | MR-AP-MW-23A ... | MR-AP-MW-9DR | MR-AP-MW-9SR | MR-AP-MW-14R | MR-AP-MW-13SR | MR-AP-MW-13DR | MR-AP-MW-7SR | MR-AP-MW-7DR | MR-AP-MW-22I ... |
|---|---|---|---|---|---|---|---|---|---|
| 10/14/2020 | 0.429 | | | | | | | | |
| 10/15/2020 | | 0.129 | 0.114 | | | | | | |
| 10/20/2020 | | | | 0.177 | 0.434 | 0.146 | 0.222 | 0.122 | 0.311 |
| 10/26/2020 | | | | | | | | | |
| 10/27/2020 | | | | | | | | | |

# Time Series

Constituent: Fluoride (mg/L) Analysis Run 1/13/2021 12:45 PM

Plant Miller Client: Southern Company Data: Miller Ash Pond

| | MR-AP-MW-27HR | MR-AP-MW-36HR | MR-AP-MW-22D | ... | MR-AP-MW-31H |
|---|---|---|---|---|---|
| 10/14/2020 | | | | | |
| 10/15/2020 | | | | | |
| 10/20/2020 | | | | | |
| 10/26/2020 | 0.161 | | 0.142 | | |
| 10/27/2020 | | 0.272 | | | 0.14 |

# Time Series

Constituent: Lead (mg/L) Analysis Run 1/13/2021 12:45 PM

Plant Miller Client: Southern Company Data: Miller Ash Pond

| | GS-AP-MW-13 (bg) | GS-AP-MW-8 (bg) | MR-AP-MW-1 | MR-AP-MW-10 | MR-AP-MW-11 | MR-AP-MW-12 | MR-AP-MW-13D | MR-AP-MW-13S | MR-AP-MW-14 |
|---|---|---|---|---|---|---|---|---|---|
| 7/19/2016 | | | | | | | | | |
| 7/20/2016 | | | | | | <0.005 | <0.005 | <0.005 | <0.005 |
| 7/25/2016 | | | <0.005 | <0.005 | <0.005 | | | | |
| 8/2/2016 | <0.005 | | | | | | | | |
| 8/3/2016 | | <0.005 | | | | | | | |
| 9/20/2016 | <0.005 | | | | | | | | |
| 9/21/2016 | | <0.005 | | | | | | | |
| 9/26/2016 | | | <0.005 | | | | | | <0.005 |
| 9/27/2016 | | | | <0.005 | <0.005 | <0.005 | <0.005 | <0.005 | |
| 10/25/2016 | <0.005 | <0.005 | | | | | | | |
| 10/31/2016 | | | | <0.005 | | | | | <0.005 |
| 11/1/2016 | | | | | <0.005 | <0.005 | <0.005 | <0.005 | |
| 11/2/2016 | | | <0.005 | | | | | | |
| 12/13/2016 | <0.005 | <0.005 | | | | | | | |
| 1/9/2017 | | | | | | | | | <0.005 |
| 1/11/2017 | | | <0.005 | <0.005 | | <0.005 | <0.005 | <0.005 | |
| 1/12/2017 | | | | | <0.005 | | | | |
| 2/6/2017 | | <0.005 | | | | | | | |
| 2/8/2017 | <0.005 | | | | | | | | |
| 2/13/2017 | | | <0.005 | | <0.005 | | | | |
| 2/14/2017 | | | | <0.005 | | | | | <0.005 |
| 2/15/2017 | | | | | | <0.005 | <0.005 | <0.005 | |
| 3/28/2017 | | <0.005 | | | | | | | |
| 3/29/2017 | <0.005 | | | | | | | | |
| 4/3/2017 | | | <0.005 | | | | | | |
| 4/4/2017 | | | | | <0.005 | <0.005 | <0.005 | | <0.005 |
| 4/6/2017 | | | | <0.005 | | | | <0.005 | |
| 4/24/2017 | | <0.005 | | | | | | | |
| 4/26/2017 | <0.005 | | | | | | | | |
| 5/15/2017 | | | <0.005 | | | <0.005 | | | |
| 5/16/2017 | | | | | <0.005 | | | | |
| 5/17/2017 | | | | <0.005 | | | <0.005 | <0.005 | <0.005 |
| 6/7/2017 | <0.005 | <0.005 | | | | | | | |
| 6/12/2017 | | | | | | | | | |
| 6/13/2017 | | | | <0.005 | | | <0.005 | <0.005 | <0.005 |
| 6/14/2017 | | | <0.005 | | <0.005 | <0.005 | | | |
| 1/30/2018 | | | | | | <0.005 | | | |
| 1/31/2018 | | | | <0.005 | | | <0.005 | <0.005 | |
| 2/1/2018 | | | <0.005 | | <0.005 | | | | <0.005 |
| 2/19/2018 | | <0.005 | | | | | | | |
| 2/20/2018 | <0.005 | | | | | | | | |
| 5/7/2018 | | | | | | | | | |
| 5/8/2018 | | | | | <0.005 | <0.005 | <0.005 | <0.005 | <0.005 |
| 5/9/2018 | | | <0.005 | | | | | | |
| 5/10/2018 | | | | <0.005 | | | | | |
| 5/15/2018 | <0.005 | <0.005 | | | | | | | |
| 10/8/2018 | | | | <0.005 | | <0.005 | | | |
| 10/9/2018 | | | <0.005 | | <0.005 | | <0.005 | <0.005 | <0.005 |
| 10/16/2018 | | <0.005 | | | | | | | |
| 10/17/2018 | <0.005 | | | | | | | | |
| 3/6/2019 | | | | | | | | | |
| 4/16/2019 | <0.005 | <0.005 | | | | | | | |

# Time Series

Constituent: Lead (mg/L) Analysis Run 1/13/2021 12:45 PM

Plant Miller Client: Southern Company Data: Miller Ash Pond

| | GS-AP-MW-13 (bg) | GS-AP-MW-8 (bg) | MR-AP-MW-1 | MR-AP-MW-10 | MR-AP-MW-11 | MR-AP-MW-12 | MR-AP-MW-13D | MR-AP-MW-13S | MR-AP-MW-14 |
|---|---|---|---|---|---|---|---|---|---|
| 4/24/2019 | | | | <0.005 | | | <0.005 | <0.005 | <0.005 |
| 5/1/2019 | | | <0.005 | | <0.005 | | | | |
| 8/27/2019 | | | <0.005 | | | | | | |
| 8/28/2019 | | | | | <0.005 | <0.005 | | | <0.005 |
| 8/29/2019 | | | | <0.005 | | | <0.005 | <0.005 | |
| 9/24/2019 | | <0.005 | | | | | | | |
| 3/3/2020 | | | | | <0.005 | | | | |
| 3/4/2020 | | | | | | | | | <0.005 |
| 3/9/2020 | | | <0.005 | <0.005 | | | 0.00129 (J) | <0.005 | |
| 3/10/2020 | | | | | | <0.005 | | | |
| 3/18/2020 | | <0.005 | | | | | | | |
| 9/21/2020 | | <0.005 | | | | | | | |
| 10/13/2020 | | | | | | | | | |
| 10/14/2020 | | | | | | | | | |
| 10/19/2020 | | | <0.005 | <0.005 | | <0.005 | | | |
| 10/20/2020 | | | | | <0.005 | | | | |

# Time Series

Constituent: Lead (mg/L) Analysis Run 1/13/2021 12:45 PM

Plant Miller Client: Southern Company Data: Miller Ash Pond

| | MR-AP-MW-15 | MR-AP-MW-16 | MR-AP-MW-17H | MR-AP-MW-18H | MR-AP-MW-19HA |
|---|---|---|---|---|---|
| 7/19/2016 | <0.005 | <0.005 | | | |
| 7/20/2016 | | | | | |
| 7/25/2016 | | | | | |
| 8/2/2016 | | | | | |
| 8/3/2016 | | | | | |
| 9/20/2016 | | | | | |
| 9/21/2016 | | | | | |
| 9/26/2016 | <0.005 | <0.005 | | | |
| 9/27/2016 | | | | | |
| 10/25/2016 | | | | | |
| 10/31/2016 | <0.005 | <0.005 | | | |
| 11/1/2016 | | | | | |
| 11/2/2016 | | | | | |
| 12/13/2016 | | | | | |
| 1/9/2017 | <0.005 | <0.005 | | | |
| 1/11/2017 | | | | | |
| 1/12/2017 | | | | | |
| 2/6/2017 | | | | | |
| 2/8/2017 | | | | | |
| 2/13/2017 | | | | | |
| 2/14/2017 | <0.005 | <0.005 | | | |
| 2/15/2017 | | | | | |
| 3/28/2017 | | | | | |
| 3/29/2017 | | | | | |
| 4/3/2017 | | <0.005 | | | |
| 4/4/2017 | <0.005 | | | | |
| 4/6/2017 | | | | | |
| 4/24/2017 | | | | | |
| 4/26/2017 | | | | | |
| 5/15/2017 | | | | | |
| 5/16/2017 | <0.005 | <0.005 | | | |
| 5/17/2017 | | | | | |
| 6/7/2017 | | | | | |
| 6/12/2017 | <0.005 | <0.005 | | | |
| 6/13/2017 | | | | | |
| 6/14/2017 | | | | | |
| 1/30/2018 | | | | | |
| 1/31/2018 | <0.005 | | | | |
| 2/1/2018 | | <0.005 | | | |
| 2/19/2018 | | | | | |
| 2/20/2018 | | | | | |
| 5/7/2018 | <0.005 | <0.005 | | | |
| 5/8/2018 | | | | | |
| 5/9/2018 | | | | | |
| 5/10/2018 | | | | | |
| 5/15/2018 | | | | | |
| 10/8/2018 | | | | | |
| 10/9/2018 | <0.005 | <0.005 | | | |
| 10/16/2018 | | | | | |
| 10/17/2018 | | | | | |
| 3/6/2019 | | | <0.005 | <0.005 | |
| 4/16/2019 | | | | | |

# Time Series

Constituent: Lead (mg/L) Analysis Run 1/13/2021 12:45 PM

Plant Miller Client: Southern Company Data: Miller Ash Pond

| | MR-AP-MW-15 | MR-AP-MW-16 | MR-AP-MW-17H | MR-AP-MW-18H | MR-AP-MW-19HA |
|---|---|---|---|---|---|
| 4/24/2019 | <0.005 | <0.005 | | | |
| 5/1/2019 | | | | | |
| 8/27/2019 | | | <0.005 | <0.005 | |
| 8/28/2019 | <0.005 | <0.005 | | | |
| 8/29/2019 | | | | | |
| 9/24/2019 | | | | | |
| 3/3/2020 | | <0.005 | | | |
| 3/4/2020 | <0.005 | | | | |
| 3/9/2020 | | | | | 0.0023 (J) |
| 3/10/2020 | | | <0.005 | <0.005 | |
| 3/18/2020 | | | | | |
| 9/21/2020 | | | | | |
| 10/13/2020 | <0.005 | <0.005 | <0.005 | <0.005 | |
| 10/14/2020 | | | | | <0.005 |
| 10/19/2020 | | | | | |
| 10/20/2020 | | | | | |

# Time Series

Constituent: Lead (mg/L) Analysis Run 1/13/2021 12:45 PM

Plant Miller Client: Southern Company Data: Miller Ash Pond

| | MR-AP-MW-2 | MR-AP-MW-20H | MR-AP-MW-20HS | MR-AP-MW-21 (bg) | MR-AP-MW-23 (bg) | MR-AP-MW-28H | MR-AP-MW-30H | MR-AP-MW-32H | MR-AP-MW-33H |
|---|---|---|---|---|---|---|---|---|---|
| 7/19/2016 | | | | | | | | | |
| 7/25/2016 | <0.005 | | | | | | | | |
| 9/26/2016 | | | | | | | | | |
| 9/28/2016 | <0.005 | | | | | | | | |
| 10/31/2016 | | | | | | | | | |
| 11/1/2016 | <0.005 | | | | | | | | |
| 1/9/2017 | | | | | | | | | |
| 1/11/2017 | <0.005 | | | | | | | | |
| 2/13/2017 | | | | | | | | | |
| 2/14/2017 | <0.005 | | | | | | | | |
| 4/3/2017 | | | | | | | | | |
| 4/4/2017 | <0.005 | | | | | | | | |
| 5/16/2017 | <0.005 | | | | | | | | |
| 6/12/2017 | | | | | | | | | |
| 6/14/2017 | <0.005 | | | | | | | | |
| 1/29/2018 | | | | | | | | | |
| 2/1/2018 | <0.005 | | | | | | | | |
| 5/9/2018 | <0.005 | | | | | | | | |
| 5/10/2018 | | | | | | | | | |
| 10/9/2018 | <0.005 | | | | | | | | |
| 3/6/2019 | | <0.005 | <0.005 | <0.005 | | | | | |
| 4/22/2019 | | | | | | | | | |
| 4/29/2019 | | | | | | | | | |
| 5/1/2019 | <0.005 | | | | | | | | |
| 8/27/2019 | <0.005 | | | | | | | | |
| 8/28/2019 | | | | <0.005 | | | | | |
| 9/3/2019 | | <0.005 | <0.005 | | | | | | |
| 3/3/2020 | <0.005 | | | | | | | | |
| 3/5/2020 | | | | | | | | | <0.005 |
| 3/9/2020 | | | | <0.005 | <0.005 | <0.005 | | | |
| 3/10/2020 | | <0.005 | <0.005 | | | | <0.005 | <0.005 | |
| 10/13/2020 | | | | <0.005 | | | | | |
| 10/14/2020 | | | | | <0.005 | | | | <0.005 |
| 10/15/2020 | | | | | | | | <0.005 | |
| 10/19/2020 | | <0.005 | <0.005 | | | <0.005 | | | |
| 10/20/2020 | | | | | | | <0.005 | | |
| 10/21/2020 | <0.005 | | | | | | | | |

# Time Series

Constituent: Lead (mg/L) Analysis Run 1/13/2021 12:45 PM

Plant Miller Client: Southern Company Data: Miller Ash Pond

| | MR-AP-MW-34H | MR-AP-MW-35H | MR-AP-MW-37H | MR-AP-MW-3D | MR-AP-MW-3S |
|---|---|---|---|---|---|
| 7/19/2016 | | | | <0.005 | <0.005 |
| 7/25/2016 | | | | | |
| 9/26/2016 | | | | <0.005 | <0.005 |
| 9/28/2016 | | | | | |
| 10/31/2016 | | | | <0.005 | <0.005 |
| 11/1/2016 | | | | | |
| 1/9/2017 | | | | <0.005 | <0.005 |
| 1/11/2017 | | | | | |
| 2/13/2017 | | | | <0.005 | <0.005 |
| 2/14/2017 | | | | | |
| 4/3/2017 | | | | <0.005 | <0.005 |
| 4/4/2017 | | | | | |
| 5/16/2017 | | | | <0.005 | <0.005 |
| 6/12/2017 | | | | <0.005 | <0.005 |
| 6/14/2017 | | | | | |
| 1/29/2018 | | | | <0.005 | <0.005 |
| 2/1/2018 | | | | | |
| 5/9/2018 | | | | | |
| 5/10/2018 | | | | <0.005 | <0.005 |
| 10/9/2018 | | | | <0.005 | <0.005 |
| 3/6/2019 | | | | | |
| 4/22/2019 | | | | | <0.005 |
| 4/29/2019 | | | | <0.005 | |
| 5/1/2019 | | | | | |
| 8/27/2019 | | | | <0.005 | <0.005 |
| 8/28/2019 | | | | | |
| 9/3/2019 | | | | | |
| 3/3/2020 | | | | <0.005 | <0.005 |
| 3/5/2020 | | | | | |
| 3/9/2020 | <0.005 | | <0.005 | | |
| 3/10/2020 | | <0.005 | | | |
| 10/13/2020 | | <0.005 | | <0.005 | <0.005 |
| 10/14/2020 | | | | | |
| 10/15/2020 | | | | | |
| 10/19/2020 | | | <0.005 | | |
| 10/20/2020 | | | | | |
| 10/21/2020 | <0.005 | | | | |

# Time Series

Constituent: Lead (mg/L) Analysis Run 1/13/2021 12:45 PM

Plant Miller Client: Southern Company Data: Miller Ash Pond

| | MR-AP-MW-4 | MR-AP-MW-4V | MR-AP-MW-5 | MR-AP-MW-6 | MR-AP-MW-6V | MR-AP-MW-7D | MR-AP-MW-7S | MR-AP-MW-8D | MR-AP-MW-8S |
|---|---|---|---|---|---|---|---|---|---|
| 7/19/2016 | <0.005 | | | | | | | | |
| 7/20/2016 | | | | | | | | | |
| 7/21/2016 | | | | | | <0.005 | <0.005 | | |
| 7/25/2016 | | | | | | | | <0.005 | <0.005 |
| 7/26/2016 | | | <0.005 | <0.005 | | | | | |
| 9/27/2016 | <0.005 | | | | | <0.005 | <0.005 | | <0.005 |
| 9/28/2016 | | | <0.005 | <0.005 | | | | <0.005 | |
| 11/1/2016 | <0.005 | | | <0.005 | | <0.005 | <0.005 | <0.005 | <0.005 |
| 11/2/2016 | | | <0.005 | | | | | | |
| 1/9/2017 | <0.005 | | | <0.005 | | | | | |
| 1/10/2017 | | | <0.005 | | | <0.005 | <0.005 | <0.005 | <0.005 |
| 1/12/2017 | | | | | | | | | |
| 2/13/2017 | <0.005 | | | <0.005 | | | | | |
| 2/14/2017 | | | <0.005 | | | <0.005 | <0.005 | | <0.005 |
| 2/15/2017 | | | | | | | | <0.005 | |
| 4/3/2017 | | | <0.005 | <0.005 | | | | | |
| 4/4/2017 | <0.005 | | | | | <0.005 | <0.005 | <0.005 | <0.005 |
| 4/6/2017 | | | | | | | | | |
| 5/16/2017 | <0.005 | | | <0.005 | | <0.005 | <0.005 | | <0.005 |
| 5/17/2017 | | | <0.005 | | | | | <0.005 | |
| 6/12/2017 | <0.005 | | <0.005 | <0.005 | | | | | |
| 6/13/2017 | | | | | | <0.005 | <0.005 | <0.005 | <0.005 |
| 6/14/2017 | | | | | | | | | |
| 1/29/2018 | <0.005 | | | | | <0.005 | | | |
| 1/30/2018 | | | | | | | <0.005 | <0.005 | <0.005 |
| 2/1/2018 | | | <0.005 | <0.005 | | | | | |
| 5/8/2018 | | | | | | | | | |
| 5/9/2018 | <0.005 | | <0.005 | <0.005 | | <0.005 | <0.005 | <0.005 | <0.005 |
| 10/8/2018 | <0.005 | | <0.005 | <0.005 | | | | | |
| 10/9/2018 | | | | | | <0.005 | <0.005 | <0.005 | <0.005 |
| 2/20/2019 | | | | | | | | | |
| 3/5/2019 | | <0.005 | | | <0.005 | | | | |
| 4/23/2019 | | | <0.005 | <0.005 | | | | | |
| 4/24/2019 | | | | | | <0.005 | <0.005 | <0.005 | <0.005 |
| 4/29/2019 | <0.005 | | | | | | | | |
| 8/27/2019 | <0.005 | <0.005 | | | | | | | |
| 8/28/2019 | | | <0.005 | <0.005 | <0.005 | <0.005 | <0.005 | <0.005 | <0.005 |
| 8/29/2019 | | | | | | | | | |
| 9/24/2019 | | | | | | | | | |
| 3/2/2020 | | | <0.005 | | | | | | |
| 3/3/2020 | | | | <0.005 | <0.005 | <0.005 | <0.005 | <0.005 | <0.005 |
| 3/4/2020 | <0.005 | <0.005 | | | | | | | |
| 3/25/2020 | | | | | | | | | |
| 9/23/2020 | | | | | | | | | |
| 10/14/2020 | <0.005 | <0.005 | | | | | | | |
| 10/19/2020 | | | | | <0.005 | | | | |
| 10/20/2020 | | | | <0.005 | | | | | |
| 10/21/2020 | | | <0.005 | | | | | | |

# Time Series

Constituent: Lead (mg/L) Analysis Run 1/13/2021 12:45 PM

Plant Miller Client: Southern Company Data: Miller Ash Pond

| | MR-AP-MW-9D | MR-AP-MW-9S | MR-AP-PZ-5 | GS-AP-MW-17V ... | MR-AP-MW-22S ... |
|---|---|---|---|---|---|
| 7/19/2016 | | | | | |
| 7/20/2016 | <0.005 | <0.005 | | | |
| 7/21/2016 | | | | | |
| 7/25/2016 | | | | | |
| 7/26/2016 | | | <0.005 | | |
| 9/27/2016 | | <0.005 | | | |
| 9/28/2016 | <0.005 | | <0.005 | | |
| 11/1/2016 | <0.005 | | | | |
| 11/2/2016 | | <0.005 | <0.005 | | |
| 1/9/2017 | | | | | |
| 1/10/2017 | <0.005 | | | | |
| 1/12/2017 | | <0.005 | <0.005 | | |
| 2/13/2017 | | | <0.005 | | |
| 2/14/2017 | | | | | |
| 2/15/2017 | <0.005 | <0.005 | | | |
| 4/3/2017 | | | <0.005 | | |
| 4/4/2017 | <0.005 | | | | |
| 4/6/2017 | | <0.005 | | | |
| 5/16/2017 | | | | | |
| 5/17/2017 | <0.005 | <0.005 | <0.005 | | |
| 6/12/2017 | | | <0.005 | | |
| 6/13/2017 | <0.005 | | | | |
| 6/14/2017 | | <0.005 | | | |
| 1/29/2018 | | | | | |
| 1/30/2018 | <0.005 | <0.005 | | | |
| 2/1/2018 | | | <0.005 | | |
| 5/8/2018 | <0.005 | <0.005 | | | |
| 5/9/2018 | | | <0.005 | | |
| 10/8/2018 | | | <0.005 | | |
| 10/9/2018 | <0.005 | <0.005 | | | |
| 2/20/2019 | | | | 0.00189 (J) | |
| 3/5/2019 | | | | | |
| 4/23/2019 | | | <0.005 | | |
| 4/24/2019 | <0.005 | <0.005 | | | |
| 4/29/2019 | | | | | |
| 8/27/2019 | <0.005 | <0.005 | | | |
| 8/28/2019 | | | | | |
| 8/29/2019 | | | <0.005 | | |
| 9/24/2019 | | | | <0.005 | |
| 3/2/2020 | | | <0.005 | | |
| 3/3/2020 | <0.005 | <0.005 | | | |
| 3/4/2020 | | | | | |
| 3/25/2020 | | | | <0.005 | |
| 9/23/2020 | | | | <0.005 | |
| 10/14/2020 | | | | | <0.005 |
| 10/19/2020 | | | | | |
| 10/20/2020 | | | | | |
| 10/21/2020 | | | <0.005 | | |

# Time Series

Constituent: Lead (mg/L) Analysis Run 1/13/2021 12:45 PM

Plant Miller Client: Southern Company Data: Miller Ash Pond

| | MR-AP-MW-23A ... | MR-AP-MW-9DR | MR-AP-MW-9SR | MR-AP-MW-14R | MR-AP-MW-13SR | MR-AP-MW-13DR | MR-AP-MW-7SR | MR-AP-MW-7DR | MR-AP-MW-22I ... |
|---|---|---|---|---|---|---|---|---|---|
| 10/14/2020 | <0.005 | | | | | | | | |
| 10/15/2020 | | <0.005 | <0.005 | | | | | | |
| 10/20/2020 | | | | <0.005 | <0.005 | <0.005 | <0.005 | <0.005 | <0.005 |
| 10/26/2020 | | | | | | | | | |
| 10/27/2020 | | | | | | | | | |

# Time Series

Constituent: Lead (mg/L) Analysis Run 1/13/2021 12:45 PM

Plant Miller Client: Southern Company Data: Miller Ash Pond

| | MR-AP-MW-27HR | MR-AP-MW-36HR | MR-AP-MW-22D ... | MR-AP-MW-31H |
|---|---|---|---|---|
| 10/14/2020 | | | | |
| 10/15/2020 | | | | |
| 10/20/2020 | | | | |
| 10/26/2020 | <0.005 | | <0.005 | |
| 10/27/2020 | | <0.005 | | <0.005 |

# Time Series

Constituent: Lithium (mg/L) Analysis Run 1/13/2021 12:45 PM

Plant Miller Client: Southern Company Data: Miller Ash Pond

| | GS-AP-MW-13 (bg) | GS-AP-MW-8 (bg) | MR-AP-MW-1 | MR-AP-MW-10 | MR-AP-MW-11 | MR-AP-MW-12 | MR-AP-MW-13D | MR-AP-MW-13S | MR-AP-MW-14 |
|---|---|---|---|---|---|---|---|---|---|
| 7/19/2016 | | | | | | | | | |
| 7/20/2016 | | | | | | 0.229 | 0.0382 (J) | 0.0825 | 0.0206 (J) |
| 7/25/2016 | | | 0.187 | 0.189 | 0.119 | | | | |
| 8/2/2016 | 0.0121 (J) | | | | | | | | |
| 8/3/2016 | | 0.05 | | | | | | | |
| 9/20/2016 | 0.0116 (J) | | | | | | | | |
| 9/21/2016 | | 0.05 | | | | | | | |
| 9/26/2016 | | | 0.134 | | | | | | 0.0212 (J) |
| 9/27/2016 | | | | 0.171 | 0.108 | 0.198 | 0.0434 (J) | 0.0801 | |
| 10/25/2016 | 0.0114 (J) | 0.05 | | | | | | | |
| 10/31/2016 | | | | 0.181 | | | | | 0.0221 (J) |
| 11/1/2016 | | | | | 0.116 | 0.204 | 0.0442 (J) | 0.0825 | |
| 11/2/2016 | | | 0.137 | | | | | | |
| 12/13/2016 | 0.0116 (J) | 0.05 | | | | | | | |
| 1/9/2017 | | | | | | | | | 0.0226 (J) |
| 1/11/2017 | | | 0.137 | 0.172 | | 0.205 | 0.041 (J) | 0.0834 | |
| 1/12/2017 | | | | | 0.12 | | | | |
| 2/6/2017 | | 0.05 | | | | | | | |
| 2/8/2017 | 0.0118 (J) | | | | | | | | |
| 2/13/2017 | | | 0.187 | | 0.149 | | | | |
| 2/14/2017 | | | | 0.209 | | | | | 0.0225 (J) |
| 2/15/2017 | | | | | | 0.274 | 0.0474 (J) | 0.0908 | |
| 3/28/2017 | | 0.05 | | | | | | | |
| 3/29/2017 | 0.0118 (J) | | | | | | | | |
| 4/3/2017 | | | 0.225 | | | | | | |
| 4/4/2017 | | | | | 0.154 | 0.279 | 0.0453 (J) | | 0.0221 (J) |
| 4/6/2017 | | | | 0.203 | | | | 0.0906 | |
| 4/24/2017 | | 0.05 | | | | | | | |
| 4/26/2017 | 0.05 | | | | | | | | |
| 5/15/2017 | | | 0.15 | | | 0.206 | | | |
| 5/16/2017 | | | | | 0.128 | | | | |
| 5/17/2017 | | | | 0.163 | | | 0.0403 (J) | 0.0841 | 0.0213 (J) |
| 6/7/2017 | <0.02 | <0.02 | | | | | | | |
| 6/12/2017 | | | | | | | | | |
| 6/13/2017 | | | | 0.155 | | | 0.0362 (J) | 0.0789 | 0.0203 (J) |
| 6/14/2017 | | | 0.165 | | 0.118 | 0.205 | | | |
| 1/30/2018 | | | | | | 0.178 | | | |
| 1/31/2018 | | | | 0.163 | | | 0.0343 (J) | 0.0725 | |
| 2/1/2018 | | | 0.124 | | 0.229 | | | | 0.0183 (J) |
| 2/19/2018 | | <0.02 | | | | | | | |
| 2/20/2018 | <0.02 | | | | | | | | |
| 5/7/2018 | | | | | | | | | |
| 5/8/2018 | | | | | 0.246 | 0.199 | 0.0391 (J) | 0.0805 | 0.0205 (J) |
| 5/9/2018 | | | 0.166 | | | | | | |
| 5/10/2018 | | | | 0.178 | | | | | |
| 5/15/2018 | 0.0101 (J) | <0.02 | | | | | | | |
| 10/8/2018 | | | | 0.184 | | 0.19 | | | |
| 10/9/2018 | | | 0.136 | | 0.307 | | 0.0404 | 0.0777 | 0.0195 (J) |
| 10/16/2018 | | <0.02 | | | | | | | |
| 10/17/2018 | <0.02 | | | | | | | | |
| 3/6/2019 | | | | | | | | | |
| 4/16/2019 | 0.0101 (J) | <0.02 | | | | | | | |

# Time Series

Constituent: Lithium (mg/L) Analysis Run 1/13/2021 12:45 PM

Plant Miller Client: Southern Company Data: Miller Ash Pond

| | GS-AP-MW-13 (bg) | GS-AP-MW-8 (bg) | MR-AP-MW-1 | MR-AP-MW-10 | MR-AP-MW-11 | MR-AP-MW-12 | MR-AP-MW-13D | MR-AP-MW-13S | MR-AP-MW-14 |
|---|---|---|---|---|---|---|---|---|---|
| 4/24/2019 | | | | 0.186 | | | 0.0404 (J) | 0.0788 | <0.02 |
| 5/1/2019 | | | 0.104 | | 0.327 | | | | |
| 8/27/2019 | | | 0.264 | | | | | | |
| 8/28/2019 | | | | | 0.318 | 0.158 | | | 0.0213 |
| 8/29/2019 | | | | 0.197 | | | 0.0432 | 0.0845 | |
| 9/24/2019 | | <0.02 | | | | | | | |
| 3/3/2020 | | | | | 0.255 | | | | |
| 3/4/2020 | | | | | | | | | 0.0204 |
| 3/9/2020 | | | 0.123 | 0.225 | | | 0.0429 | 0.0871 | |
| 3/10/2020 | | | | | | 0.146 | | | |
| 3/18/2020 | | <0.02 | | | | | | | |
| 9/21/2020 | | <0.02 | | | | | | | |
| 10/13/2020 | | | | | | | | | |
| 10/14/2020 | | | | | | | | | |
| 10/19/2020 | | | 0.09 | 0.166 | | 0.12 | | | |
| 10/20/2020 | | | | | 0.297 | | | | |

# Time Series

Constituent: Lithium (mg/L) Analysis Run 1/13/2021 12:45 PM

Plant Miller Client: Southern Company Data: Miller Ash Pond

| | MR-AP-MW-15 | MR-AP-MW-16 | MR-AP-MW-17H | MR-AP-MW-18H | MR-AP-MW-19HA |
|---|---|---|---|---|---|
| 7/19/2016 | 0.0199 (J) | 0.0816 | | | |
| 7/20/2016 | | | | | |
| 7/25/2016 | | | | | |
| 8/2/2016 | | | | | |
| 8/3/2016 | | | | | |
| 9/20/2016 | | | | | |
| 9/21/2016 | | | | | |
| 9/26/2016 | 0.0206 (J) | 0.0636 | | | |
| 9/27/2016 | | | | | |
| 10/25/2016 | | | | | |
| 10/31/2016 | 0.021 (J) | 0.0759 | | | |
| 11/1/2016 | | | | | |
| 11/2/2016 | | | | | |
| 12/13/2016 | | | | | |
| 1/9/2017 | 0.0201 (J) | 0.0254 (J) | | | |
| 1/11/2017 | | | | | |
| 1/12/2017 | | | | | |
| 2/6/2017 | | | | | |
| 2/8/2017 | | | | | |
| 2/13/2017 | | | | | |
| 2/14/2017 | 0.022 (J) | 0.0859 | | | |
| 2/15/2017 | | | | | |
| 3/28/2017 | | | | | |
| 3/29/2017 | | | | | |
| 4/3/2017 | | 0.0487 (J) | | | |
| 4/4/2017 | 0.0216 (J) | | | | |
| 4/6/2017 | | | | | |
| 4/24/2017 | | | | | |
| 4/26/2017 | | | | | |
| 5/15/2017 | | | | | |
| 5/16/2017 | 0.021 (J) | 0.0297 (J) | | | |
| 5/17/2017 | | | | | |
| 6/7/2017 | | | | | |
| 6/12/2017 | 0.0181 (J) | 0.0429 (J) | | | |
| 6/13/2017 | | | | | |
| 6/14/2017 | | | | | |
| 1/30/2018 | | | | | |
| 1/31/2018 | 0.0169 (J) | | | | |
| 2/1/2018 | | 0.026 (J) | | | |
| 2/19/2018 | | | | | |
| 2/20/2018 | | | | | |
| 5/7/2018 | 0.0187 (J) | 0.0538 | | | |
| 5/8/2018 | | | | | |
| 5/9/2018 | | | | | |
| 5/10/2018 | | | | | |
| 5/15/2018 | | | | | |
| 10/8/2018 | | | | | |
| 10/9/2018 | 0.019 (J) | 0.0285 | | | |
| 10/16/2018 | | | | | |
| 10/17/2018 | | | | | |
| 3/6/2019 | | | 0.0597 | 0.1 | |
| 4/16/2019 | | | | | |

# Time Series

Constituent: Lithium (mg/L) Analysis Run 1/13/2021 12:45 PM

Plant Miller Client: Southern Company Data: Miller Ash Pond

| | MR-AP-MW-15 | MR-AP-MW-16 | MR-AP-MW-17H | MR-AP-MW-18H | MR-AP-MW-19HA |
|---|---|---|---|---|---|
| 4/24/2019 | <0.02 | 0.0295 (J) | | | |
| 5/1/2019 | | | | | |
| 8/27/2019 | | | 0.0831 | 0.23 | |
| 8/28/2019 | 0.0199 (J) | 0.0555 | | | |
| 8/29/2019 | | | | | |
| 9/24/2019 | | | | | |
| 3/3/2020 | | 0.0278 | | | |
| 3/4/2020 | 0.0195 (J) | | | | |
| 3/9/2020 | | | | | 0.138 |
| 3/10/2020 | | | 0.0566 | 0.0875 | |
| 3/18/2020 | | | | | |
| 9/21/2020 | | | | | |
| 10/13/2020 | 0.0195 (J) | 0.132 | 0.0845 | 0.215 | |
| 10/14/2020 | | | | | 0.173 |
| 10/19/2020 | | | | | |
| 10/20/2020 | | | | | |

# Time Series

Constituent: Lithium (mg/L) Analysis Run 1/13/2021 12:45 PM

Plant Miller Client: Southern Company Data: Miller Ash Pond

| | MR-AP-MW-2 | MR-AP-MW-20H | MR-AP-MW-20HS | MR-AP-MW-21 (bg) | MR-AP-MW-23 (bg) | MR-AP-MW-28H | MR-AP-MW-30H | MR-AP-MW-32H | MR-AP-MW-33H |
|---|---|---|---|---|---|---|---|---|---|
| 7/19/2016 | | | | | | | | | |
| 7/25/2016 | 0.163 | | | | | | | | |
| 9/26/2016 | | | | | | | | | |
| 9/28/2016 | 0.197 | | | | | | | | |
| 10/31/2016 | | | | | | | | | |
| 11/1/2016 | 0.172 | | | | | | | | |
| 1/9/2017 | | | | | | | | | |
| 1/11/2017 | 0.19 | | | | | | | | |
| 2/13/2017 | | | | | | | | | |
| 2/14/2017 | 0.292 | | | | | | | | |
| 4/3/2017 | | | | | | | | | |
| 4/4/2017 | 0.292 | | | | | | | | |
| 5/16/2017 | 0.25 | | | | | | | | |
| 6/12/2017 | | | | | | | | | |
| 6/14/2017 | 0.237 | | | | | | | | |
| 1/29/2018 | | | | | | | | | |
| 2/1/2018 | 0.222 | | | | | | | | |
| 5/9/2018 | 0.237 | | | | | | | | |
| 5/10/2018 | | | | | | | | | |
| 10/9/2018 | 0.25 | | | | | | | | |
| 3/6/2019 | | 0.235 | 0.0987 | 0.0484 | | | | | |
| 4/22/2019 | | | | | | | | | |
| 4/29/2019 | | | | | | | | | |
| 5/1/2019 | 0.228 | | | | | | | | |
| 8/27/2019 | 0.257 | | | | | | | | |
| 8/28/2019 | | | | 0.0493 | | | | | |
| 9/3/2019 | | 0.278 | 0.0973 | | | | | | |
| 3/3/2020 | 0.269 | | | | | | | | |
| 3/5/2020 | | | | | | | | | 0.145 |
| 3/9/2020 | | | | 0.0252 | 1.18 | 0.0593 | | | |
| 3/10/2020 | | 0.277 | 0.094 | | | | 0.0821 | <0.02 | |
| 10/13/2020 | | | | 0.0379 | | | | | |
| 10/14/2020 | | | | | 1.2 | | | | 0.155 |
| 10/15/2020 | | | | | | | | <0.02 | |
| 10/19/2020 | | 0.245 | 0.0797 | | | 0.058 | | | |
| 10/20/2020 | | | | | | | 0.0918 | | |
| 10/21/2020 | 0.217 | | | | | | | | |

# Time Series

Constituent: Lithium (mg/L) Analysis Run 1/13/2021 12:45 PM

Plant Miller Client: Southern Company Data: Miller Ash Pond

| | MR-AP-MW-34H | MR-AP-MW-35H | MR-AP-MW-37H | MR-AP-MW-3D | MR-AP-MW-3S |
|---|---|---|---|---|---|
| 7/19/2016 | | | | 0.128 | 0.186 |
| 7/25/2016 | | | | | |
| 9/26/2016 | | | | 0.12 | 0.149 |
| 9/28/2016 | | | | | |
| 10/31/2016 | | | | 0.128 | 0.161 |
| 11/1/2016 | | | | | |
| 1/9/2017 | | | | 0.124 | 0.156 |
| 1/11/2017 | | | | | |
| 2/13/2017 | | | | 0.167 | 0.244 |
| 2/14/2017 | | | | | |
| 4/3/2017 | | | | 0.163 | 0.25 |
| 4/4/2017 | | | | | |
| 5/16/2017 | | | | 0.12 | 0.199 |
| 6/12/2017 | | | | 0.119 | 0.188 |
| 6/14/2017 | | | | | |
| 1/29/2018 | | | | 0.11 | 0.164 |
| 2/1/2018 | | | | | |
| 5/9/2018 | | | | | |
| 5/10/2018 | | | | 0.112 | 0.183 |
| 10/9/2018 | | | | 0.123 | 0.175 |
| 3/6/2019 | | | | | |
| 4/22/2019 | | | | | 0.243 |
| 4/29/2019 | | | | 0.104 | |
| 5/1/2019 | | | | | |
| 8/27/2019 | | | | 0.115 | 0.246 |
| 8/28/2019 | | | | | |
| 9/3/2019 | | | | | |
| 3/3/2020 | | | | 0.11 | 0.294 |
| 3/5/2020 | | | | | |
| 3/9/2020 | 0.164 | | 0.0662 | | |
| 3/10/2020 | | 0.0306 | | | |
| 10/13/2020 | | 0.0305 | | 0.121 | 0.347 |
| 10/14/2020 | | | | | |
| 10/15/2020 | | | | | |
| 10/19/2020 | | | 0.0635 | | |
| 10/20/2020 | | | | | |
| 10/21/2020 | 0.156 | | | | |

# Time Series

Constituent: Lithium (mg/L) Analysis Run 1/13/2021 12:45 PM

Plant Miller Client: Southern Company Data: Miller Ash Pond

| | MR-AP-MW-4 | MR-AP-MW-4V | MR-AP-MW-5 | MR-AP-MW-6 | MR-AP-MW-6V | MR-AP-MW-7D | MR-AP-MW-7S | MR-AP-MW-8D | MR-AP-MW-8S |
|---|---|---|---|---|---|---|---|---|---|
| 7/19/2016 | 0.105 | | | | | | | | |
| 7/20/2016 | | | | | | | | | |
| 7/21/2016 | | | | | | 0.124 | 0.148 | | |
| 7/25/2016 | | | | | | | | 0.0373 (J) | 0.0338 (J) |
| 7/26/2016 | | | 0.249 | 0.0874 | | | | | |
| 9/27/2016 | 0.0988 | | | | | 0.115 | 0.146 | | 0.0369 (J) |
| 9/28/2016 | | | 0.223 | 0.0812 | | | | 0.0356 (J) | |
| 11/1/2016 | 0.104 | | | 0.0841 | | 0.117 | 0.15 | 0.0389 (J) | 0.0413 (J) |
| 11/2/2016 | | | 0.229 | | | | | | |
| 1/9/2017 | 0.102 | | | 0.0842 | | | | | |
| 1/10/2017 | | | 0.227 | | | 0.107 | 0.141 | 0.0472 (J) | 0.0487 (J) |
| 1/12/2017 | | | | | | | | | |
| 2/13/2017 | 0.136 | | | 0.101 | | | | | |
| 2/14/2017 | | | 0.315 | | | 0.142 | 0.18 | | 0.0574 |
| 2/15/2017 | | | | | | | | 0.0531 | |
| 4/3/2017 | | | 0.307 | 0.102 | | | | | |
| 4/4/2017 | 0.134 | | | | | 0.137 | 0.183 | 0.0461 (J) | 0.0483 (J) |
| 4/6/2017 | | | | | | | | | |
| 5/16/2017 | 0.1 | | | 0.0778 | | 0.109 | 0.146 | | 0.0329 (J) |
| 5/17/2017 | | | 0.247 | | | | | 0.0402 (J) | |
| 6/12/2017 | 0.0992 | | 0.237 | 0.0784 | | | | | |
| 6/13/2017 | | | | | | 0.108 | 0.147 | 0.0355 (J) | 0.0338 (J) |
| 6/14/2017 | | | | | | | | | |
| 1/29/2018 | 0.0852 | | | | | 0.1 | | | |
| 1/30/2018 | | | | | | | 0.14 | 0.0419 (J) | 0.0314 (J) |
| 2/1/2018 | | | 0.221 | 0.0732 | | | | | |
| 5/8/2018 | | | | | | | | | |
| 5/9/2018 | 0.0926 | | 0.238 | 0.079 | | 0.107 | 0.15 | 0.0535 | 0.0282 (J) |
| 10/8/2018 | 0.0877 | | 0.232 | 0.077 | | | | | |
| 10/9/2018 | | | | | | 0.103 | 0.153 | 0.0494 | 0.0295 |
| 2/20/2019 | | | | | | | | | |
| 3/5/2019 | | 0.0578 | | | 0.145 | | | | |
| 4/23/2019 | | | 0.229 | 0.0822 | | | | | |
| 4/24/2019 | | | | | | 0.0996 | 0.148 | 0.0568 | 0.0268 (J) |
| 4/29/2019 | 0.0729 | | | | | | | | |
| 8/27/2019 | 0.0741 | 0.0788 | | | | | | | |
| 8/28/2019 | | | 0.237 | 0.0853 | 0.1 | 0.111 | 0.158 | 0.0615 | 0.0292 |
| 8/29/2019 | | | | | | | | | |
| 9/24/2019 | | | | | | | | | |
| 3/2/2020 | | | 0.237 | | | | | | |
| 3/3/2020 | | | | 0.0877 | 0.104 | 0.109 | 0.158 | 0.0672 | 0.0304 |
| 3/4/2020 | 0.0851 | 0.0341 | | | | | | | |
| 3/25/2020 | | | | | | | | | |
| 9/23/2020 | | | | | | | | | |
| 10/14/2020 | 0.0651 | 0.0601 | | | | | | | |
| 10/19/2020 | | | | | 0.0971 | | | | |
| 10/20/2020 | | | | 0.0785 | | | | | |
| 10/21/2020 | | | 0.193 | | | | | | |

# Time Series

Constituent: Lithium (mg/L) Analysis Run 1/13/2021 12:45 PM

Plant Miller Client: Southern Company Data: Miller Ash Pond

| | MR-AP-MW-9D | MR-AP-MW-9S | MR-AP-PZ-5 | GS-AP-MW-17V ... | MR-AP-MW-22S ... |
|---|---|---|---|---|---|
| 7/19/2016 | | | | | |
| 7/20/2016 | 0.0779 | 0.188 | | | |
| 7/21/2016 | | | | | |
| 7/25/2016 | | | | | |
| 7/26/2016 | | | 0.228 | | |
| 9/27/2016 | | 0.167 | | | |
| 9/28/2016 | 0.0709 | | 0.158 | | |
| 11/1/2016 | 0.0733 | | | | |
| 11/2/2016 | | 0.181 | 0.179 | | |
| 1/9/2017 | | | | | |
| 1/10/2017 | 0.0743 | | | | |
| 1/12/2017 | | 0.151 | 0.166 | | |
| 2/13/2017 | | | 0.243 | | |
| 2/14/2017 | | | | | |
| 2/15/2017 | 0.0896 | 0.0385 (J) | | | |
| 4/3/2017 | | | 0.216 | | |
| 4/4/2017 | 0.089 | | | | |
| 4/6/2017 | | 0.0343 (J) | | | |
| 5/16/2017 | | | | | |
| 5/17/2017 | 0.0783 | 0.132 | 0.177 | | |
| 6/12/2017 | | | 0.161 | | |
| 6/13/2017 | 0.0723 | | | | |
| 6/14/2017 | | 0.103 | | | |
| 1/29/2018 | | | | | |
| 1/30/2018 | 0.0693 | 0.0577 | | | |
| 2/1/2018 | | | 0.133 | | |
| 5/8/2018 | 0.0738 | 0.1 | | | |
| 5/9/2018 | | | 0.139 | | |
| 10/8/2018 | | | 0.137 | | |
| 10/9/2018 | 0.0736 | 0.119 | | | |
| 2/20/2019 | | | | 0.0671 | |
| 3/5/2019 | | | | | |
| 4/23/2019 | | | 0.134 | | |
| 4/24/2019 | 0.0724 | 0.142 | | | |
| 4/29/2019 | | | | | |
| 8/27/2019 | 0.0801 | 0.138 | | | |
| 8/28/2019 | | | | | |
| 8/29/2019 | | | 0.164 | | |
| 9/24/2019 | | | | 0.0809 | |
| 3/2/2020 | | | 0.147 | | |
| 3/3/2020 | 0.0802 | 0.117 | | | |
| 3/4/2020 | | | | | |
| 3/25/2020 | | | | 0.0646 | |
| 9/23/2020 | | | | 0.0574 | |
| 10/14/2020 | | | | | 0.172 |
| 10/19/2020 | | | | | |
| 10/20/2020 | | | | | |
| 10/21/2020 | | | 0.127 | | |

# Time Series

Constituent: Lithium (mg/L) Analysis Run 1/13/2021 12:45 PM

Plant Miller Client: Southern Company Data: Miller Ash Pond

| | MR-AP-MW-23A ... | MR-AP-MW-9DR | MR-AP-MW-9SR | MR-AP-MW-14R | MR-AP-MW-13SR | MR-AP-MW-13DR | MR-AP-MW-7SR | MR-AP-MW-7DR | MR-AP-MW-22I ... |
|---|---|---|---|---|---|---|---|---|---|
| 10/14/2020 | 1.17 | | | | | | | | |
| 10/15/2020 | | 0.0815 | 0.0413 | | | | | | |
| 10/20/2020 | | | | 0.0207 | 0.0475 | 0.0343 | 0.143 | 0.12 | 0.141 |
| 10/26/2020 | | | | | | | | | |
| 10/27/2020 | | | | | | | | | |

# Time Series

Constituent: Lithium (mg/L) Analysis Run 1/13/2021 12:45 PM

Plant Miller Client: Southern Company Data: Miller Ash Pond

| | MR-AP-MW-27HR | MR-AP-MW-36HR | MR-AP-MW-22D | ... | MR-AP-MW-31H |
|---|---|---|---|---|---|
| 10/14/2020 | | | | | |
| 10/15/2020 | | | | | |
| 10/20/2020 | | | | | |
| 10/26/2020 | 0.0427 | | 0.344 | | |
| 10/27/2020 | | 0.161 | | | 0.135 |

# Time Series

Constituent: Mercury (mg/L) Analysis Run 1/13/2021 12:45 PM

Plant Miller Client: Southern Company Data: Miller Ash Pond

| | GS-AP-MW-13 (bg) | GS-AP-MW-8 (bg) | MR-AP-MW-1 | MR-AP-MW-10 | MR-AP-MW-11 | MR-AP-MW-12 | MR-AP-MW-13D | MR-AP-MW-13S | MR-AP-MW-14 |
|---|---|---|---|---|---|---|---|---|---|
| 7/19/2016 | | | | | | | | | |
| 7/20/2016 | | | | | | <0.0005 | <0.0005 | <0.0005 | <0.0005 |
| 7/25/2016 | | | <0.0005 | <0.0005 | <0.0005 | | | | |
| 8/2/2016 | 0.0005 | | | | | | | | |
| 8/3/2016 | | 0.0005 | | | | | | | |
| 9/20/2016 | 0.0005 | | | | | | | | |
| 9/21/2016 | | 0.0005 | | | | | | | |
| 9/26/2016 | | | <0.0005 | | | | | | <0.0005 |
| 9/27/2016 | | | | <0.0005 | <0.0005 | <0.0005 | <0.0005 | <0.0005 | |
| 10/25/2016 | 0.0005 | 0.0005 | | | | | | | |
| 10/31/2016 | | | | <0.0005 | | | | | <0.0005 |
| 11/1/2016 | | | | | <0.0005 | <0.0005 | <0.0005 | <0.0005 | |
| 11/2/2016 | | | <0.0005 | | | | | | |
| 12/13/2016 | 0.0005 | 0.0005 | | | | | | | |
| 1/9/2017 | | | | | | | | | <0.0005 |
| 1/11/2017 | | | <0.0005 | <0.0005 | | <0.0005 | <0.0005 | <0.0005 | |
| 1/12/2017 | | | | | <0.0005 | | | | |
| 2/6/2017 | | 0.0005 | | | | | | | |
| 2/8/2017 | 0.0005 | | | | | | | | |
| 2/13/2017 | | | <0.0005 | | <0.0005 | | | | |
| 2/14/2017 | | | | <0.0005 | | | | | <0.0005 |
| 2/15/2017 | | | | | | <0.0005 | <0.0005 | <0.0005 | |
| 3/28/2017 | | 0.0005 | | | | | | | |
| 3/29/2017 | 0.0005 | | | | | | | | |
| 4/3/2017 | | | <0.0005 | | | | | | |
| 4/4/2017 | | | | | <0.0005 | <0.0005 | <0.0005 | | <0.0005 |
| 4/6/2017 | | | | <0.0005 | | | | <0.0005 | |
| 4/24/2017 | | 0.0005 | | | | | | | |
| 4/26/2017 | 0.0005 | | | | | | | | |
| 5/15/2017 | | | <0.0005 | | | <0.0005 | | | |
| 5/16/2017 | | | | | <0.0005 | | | | |
| 5/17/2017 | | | | <0.0005 | | | <0.0005 | <0.0005 | <0.0005 |
| 6/7/2017 | <0.0005 | <0.0005 | | | | | | | |
| 6/12/2017 | | | | | | | | | |
| 6/13/2017 | | | | <0.0005 | | | <0.0005 | <0.0005 | <0.0005 |
| 6/14/2017 | | | <0.0005 | | <0.0005 | <0.0005 | | | |
| 1/30/2018 | | | | | | <0.0005 | | | |
| 1/31/2018 | | | | <0.0005 | | | <0.0005 | <0.0005 | |
| 2/1/2018 | | | <0.0005 | | <0.0005 | | | | <0.0005 |
| 2/19/2018 | | <0.0005 | | | | | | | |
| 2/20/2018 | <0.0005 | | | | | | | | |
| 5/7/2018 | | | | | | | | | |
| 5/8/2018 | | | | | <0.0005 | <0.0005 | <0.0005 | <0.0005 | <0.0005 |
| 5/9/2018 | | | <0.0005 | | | | | | |
| 5/10/2018 | | | | <0.0005 | | | | | |
| 5/15/2018 | <0.0005 | <0.0005 | | | | | | | |
| 10/8/2018 | | | | <0.0005 | | <0.0005 | | | |
| 10/9/2018 | | | <0.0005 | | <0.0005 | | <0.0005 | <0.0005 | <0.0005 |
| 10/16/2018 | | <0.0005 | | | | | | | |
| 10/17/2018 | <0.0005 | | | | | | | | |
| 3/6/2019 | | | | | | | | | |
| 4/16/2019 | <0.0005 | <0.0005 | | | | | | | |

# Time Series

Constituent: Mercury (mg/L) Analysis Run 1/13/2021 12:45 PM

Plant Miller Client: Southern Company Data: Miller Ash Pond

| | GS-AP-MW-13 (bg) | GS-AP-MW-8 (bg) | MR-AP-MW-1 | MR-AP-MW-10 | MR-AP-MW-11 | MR-AP-MW-12 | MR-AP-MW-13D | MR-AP-MW-13S | MR-AP-MW-14 |
|---|---|---|---|---|---|---|---|---|---|
| 4/24/2019 | | | | <0.0005 | | | <0.0005 | <0.0005 | <0.0005 |
| 5/1/2019 | | | <0.0005 | | <0.0005 | | | | |
| 8/27/2019 | | | <0.0005 | | | | | | |
| 8/28/2019 | | | | | <0.0005 | <0.0005 | | | <0.0005 |
| 8/29/2019 | | | | <0.0005 | | | <0.0005 | <0.0005 | |
| 9/24/2019 | | <0.0005 | | | | | | | |
| 3/3/2020 | | | | | <0.0005 | | | | |
| 3/4/2020 | | | | | | | | | <0.0005 |
| 3/9/2020 | | | <0.0005 | <0.0005 | | | <0.0005 | <0.0005 | |
| 3/10/2020 | | | | | | <0.0005 | | | |
| 3/18/2020 | | <0.0005 | | | | | | | |
| 9/21/2020 | | <0.0005 | | | | | | | |
| 10/13/2020 | | | | | | | | | |
| 10/14/2020 | | | | | | | | | |
| 10/19/2020 | | | <0.0005 | <0.0005 | | <0.0005 | | | |
| 10/20/2020 | | | | | <0.0005 | | | | |

# Time Series

Constituent: Mercury (mg/L) Analysis Run 1/13/2021 12:45 PM

Plant Miller Client: Southern Company Data: Miller Ash Pond

| | MR-AP-MW-15 | MR-AP-MW-16 | MR-AP-MW-17H | MR-AP-MW-18H | MR-AP-MW-19HA |
|---|---|---|---|---|---|
| 7/19/2016 | <0.0005 | <0.0005 | | | |
| 7/20/2016 | | | | | |
| 7/25/2016 | | | | | |
| 8/2/2016 | | | | | |
| 8/3/2016 | | | | | |
| 9/20/2016 | | | | | |
| 9/21/2016 | | | | | |
| 9/26/2016 | <0.0005 | <0.0005 | | | |
| 9/27/2016 | | | | | |
| 10/25/2016 | | | | | |
| 10/31/2016 | <0.0005 | <0.0005 | | | |
| 11/1/2016 | | | | | |
| 11/2/2016 | | | | | |
| 12/13/2016 | | | | | |
| 1/9/2017 | <0.0005 | <0.0005 | | | |
| 1/11/2017 | | | | | |
| 1/12/2017 | | | | | |
| 2/6/2017 | | | | | |
| 2/8/2017 | | | | | |
| 2/13/2017 | | | | | |
| 2/14/2017 | <0.0005 | <0.0005 | | | |
| 2/15/2017 | | | | | |
| 3/28/2017 | | | | | |
| 3/29/2017 | | | | | |
| 4/3/2017 | | <0.0005 | | | |
| 4/4/2017 | <0.0005 | | | | |
| 4/6/2017 | | | | | |
| 4/24/2017 | | | | | |
| 4/26/2017 | | | | | |
| 5/15/2017 | | | | | |
| 5/16/2017 | <0.0005 | <0.0005 | | | |
| 5/17/2017 | | | | | |
| 6/7/2017 | | | | | |
| 6/12/2017 | <0.0005 | <0.0005 | | | |
| 6/13/2017 | | | | | |
| 6/14/2017 | | | | | |
| 1/30/2018 | | | | | |
| 1/31/2018 | <0.0005 | | | | |
| 2/1/2018 | | <0.0005 | | | |
| 2/19/2018 | | | | | |
| 2/20/2018 | | | | | |
| 5/7/2018 | <0.0005 | <0.0005 | | | |
| 5/8/2018 | | | | | |
| 5/9/2018 | | | | | |
| 5/10/2018 | | | | | |
| 5/15/2018 | | | | | |
| 10/8/2018 | | | | | |
| 10/9/2018 | <0.0005 | <0.0005 | | | |
| 10/16/2018 | | | | | |
| 10/17/2018 | | | | | |
| 3/6/2019 | | | <0.0005 | <0.0005 | |
| 4/16/2019 | | | | | |

# Time Series

Constituent: Mercury (mg/L) Analysis Run 1/13/2021 12:45 PM

Plant Miller Client: Southern Company Data: Miller Ash Pond

| | MR-AP-MW-15 | MR-AP-MW-16 | MR-AP-MW-17H | MR-AP-MW-18H | MR-AP-MW-19HA |
|---|---|---|---|---|---|
| 4/24/2019 | 0.000316 (J) | <0.0005 | | | |
| 5/1/2019 | | | | | |
| 8/27/2019 | | | <0.0005 | <0.0005 | |
| 8/28/2019 | <0.0005 | <0.0005 | | | |
| 8/29/2019 | | | | | |
| 9/24/2019 | | | | | |
| 3/3/2020 | | <0.0005 | | | |
| 3/4/2020 | <0.0005 | | | | |
| 3/9/2020 | | | | | <0.0005 |
| 3/10/2020 | | | <0.0005 | <0.0005 | |
| 3/18/2020 | | | | | |
| 9/21/2020 | | | | | |
| 10/13/2020 | <0.0005 | <0.0005 | <0.0005 | <0.0005 | |
| 10/14/2020 | | | | | <0.0005 |
| 10/19/2020 | | | | | |
| 10/20/2020 | | | | | |

# Time Series

Constituent: Mercury (mg/L) Analysis Run 1/13/2021 12:45 PM

Plant Miller Client: Southern Company Data: Miller Ash Pond

| | MR-AP-MW-2 | MR-AP-MW-20H | MR-AP-MW-20HS | MR-AP-MW-21 (bg) | MR-AP-MW-23 (bg) | MR-AP-MW-28H | MR-AP-MW-30H | MR-AP-MW-32H | MR-AP-MW-33H |
|---|---|---|---|---|---|---|---|---|---|
| 7/19/2016 | | | | | | | | | |
| 7/25/2016 | <0.0005 | | | | | | | | |
| 9/26/2016 | | | | | | | | | |
| 9/28/2016 | <0.0005 | | | | | | | | |
| 10/31/2016 | | | | | | | | | |
| 11/1/2016 | <0.0005 | | | | | | | | |
| 1/9/2017 | | | | | | | | | |
| 1/11/2017 | <0.0005 | | | | | | | | |
| 2/13/2017 | | | | | | | | | |
| 2/14/2017 | <0.0005 | | | | | | | | |
| 4/3/2017 | | | | | | | | | |
| 4/4/2017 | <0.0005 | | | | | | | | |
| 5/16/2017 | <0.0005 | | | | | | | | |
| 6/12/2017 | | | | | | | | | |
| 6/14/2017 | <0.0005 | | | | | | | | |
| 1/29/2018 | | | | | | | | | |
| 2/1/2018 | <0.0005 | | | | | | | | |
| 5/9/2018 | <0.0005 | | | | | | | | |
| 5/10/2018 | | | | | | | | | |
| 10/9/2018 | <0.0005 | | | | | | | | |
| 3/6/2019 | | <0.0005 | <0.0005 | <0.0005 | | | | | |
| 4/22/2019 | | | | | | | | | |
| 4/29/2019 | | | | | | | | | |
| 5/1/2019 | <0.0005 | | | | | | | | |
| 8/27/2019 | <0.0005 | | | | | | | | |
| 8/28/2019 | | | | <0.0005 | | | | | |
| 9/3/2019 | | <0.0005 | <0.0005 | | | | | | |
| 3/3/2020 | <0.0005 | | | | | | | | |
| 3/5/2020 | | | | | | | | | <0.0005 |
| 3/9/2020 | | | | <0.0005 | <0.0005 | <0.0005 | | | |
| 3/10/2020 | | <0.0005 | <0.0005 | | | | <0.0005 | <0.0005 | |
| 10/13/2020 | | | | <0.0005 | | | | | |
| 10/14/2020 | | | | | <0.0005 | | | | <0.0005 |
| 10/15/2020 | | | | | | | | <0.0005 | |
| 10/19/2020 | | <0.0005 | <0.0005 | | | <0.0005 | | | |
| 10/20/2020 | | | | | | | <0.0005 | | |
| 10/21/2020 | <0.0005 | | | | | | | | |

# Time Series

Constituent: Mercury (mg/L) Analysis Run 1/13/2021 12:45 PM

Plant Miller Client: Southern Company Data: Miller Ash Pond

| | MR-AP-MW-34H | MR-AP-MW-35H | MR-AP-MW-37H | MR-AP-MW-3D | MR-AP-MW-3S |
|---|---|---|---|---|---|
| 7/19/2016 | | | | <0.0005 | <0.0005 |
| 7/25/2016 | | | | | |
| 9/26/2016 | | | | <0.0005 | <0.0005 |
| 9/28/2016 | | | | | |
| 10/31/2016 | | | | <0.0005 | <0.0005 |
| 11/1/2016 | | | | | |
| 1/9/2017 | | | | <0.0005 | <0.0005 |
| 1/11/2017 | | | | | |
| 2/13/2017 | | | | <0.0005 | <0.0005 |
| 2/14/2017 | | | | | |
| 4/3/2017 | | | | <0.0005 | <0.0005 |
| 4/4/2017 | | | | | |
| 5/16/2017 | | | | <0.0005 | <0.0005 |
| 6/12/2017 | | | | <0.0005 | <0.0005 |
| 6/14/2017 | | | | | |
| 1/29/2018 | | | | <0.0005 | <0.0005 |
| 2/1/2018 | | | | | |
| 5/9/2018 | | | | | |
| 5/10/2018 | | | | <0.0005 | <0.0005 |
| 10/9/2018 | | | | <0.0005 | <0.0005 |
| 3/6/2019 | | | | | |
| 4/22/2019 | | | | | 0.000318 (J) |
| 4/29/2019 | | | | <0.0005 | |
| 5/1/2019 | | | | | |
| 8/27/2019 | | | | <0.0005 | <0.0005 |
| 8/28/2019 | | | | | |
| 9/3/2019 | | | | | |
| 3/3/2020 | | | | <0.0005 | <0.0005 |
| 3/5/2020 | | | | | |
| 3/9/2020 | <0.0005 | | <0.0005 | | |
| 3/10/2020 | | <0.0005 | | | |
| 10/13/2020 | | <0.0005 | | <0.0005 | <0.0005 |
| 10/14/2020 | | | | | |
| 10/15/2020 | | | | | |
| 10/19/2020 | | | <0.0005 | | |
| 10/20/2020 | | | | | |
| 10/21/2020 | <0.0005 | | | | |

# Time Series

Constituent: Mercury (mg/L) Analysis Run 1/13/2021 12:45 PM

Plant Miller Client: Southern Company Data: Miller Ash Pond

| | MR-AP-MW-4 | MR-AP-MW-4V | MR-AP-MW-5 | MR-AP-MW-6 | MR-AP-MW-6V | MR-AP-MW-7D | MR-AP-MW-7S | MR-AP-MW-8D | MR-AP-MW-8S |
|---|---|---|---|---|---|---|---|---|---|
| 7/19/2016 | <0.0005 | | | | | | | | |
| 7/20/2016 | | | | | | | | | |
| 7/21/2016 | | | | | | <0.0005 | <0.0005 | | |
| 7/25/2016 | | | | | | | | <0.0005 | <0.0005 |
| 7/26/2016 | | | <0.0005 | <0.0005 | | | | | |
| 9/27/2016 | <0.0005 | | | | | <0.0005 | <0.0005 | | <0.0005 |
| 9/28/2016 | | | <0.0005 | <0.0005 | | | | <0.0005 | |
| 11/1/2016 | <0.0005 | | | <0.0005 | | <0.0005 | <0.0005 | <0.0005 | <0.0005 |
| 11/2/2016 | | | <0.0005 | | | | | | |
| 1/9/2017 | <0.0005 | | | <0.0005 | | | | | |
| 1/10/2017 | | | <0.0005 | | | <0.0005 | <0.0005 | <0.0005 | <0.0005 |
| 1/12/2017 | | | | | | | | | |
| 2/13/2017 | <0.0005 | | | <0.0005 | | | | | |
| 2/14/2017 | | | <0.0005 | | | <0.0005 | <0.0005 | | <0.0005 |
| 2/15/2017 | | | | | | | | <0.0005 | |
| 4/3/2017 | | | <0.0005 | <0.0005 | | | | | |
| 4/4/2017 | <0.0005 | | | | | <0.0005 | <0.0005 | <0.0005 | <0.0005 |
| 4/6/2017 | | | | | | | | | |
| 5/16/2017 | <0.0005 | | | <0.0005 | | <0.0005 | <0.0005 | | <0.0005 |
| 5/17/2017 | | | <0.0005 | | | | | <0.0005 | |
| 6/12/2017 | <0.0005 | | <0.0005 | <0.0005 | | | | | |
| 6/13/2017 | | | | | | <0.0005 | <0.0005 | <0.0005 | <0.0005 |
| 6/14/2017 | | | | | | | | | |
| 1/29/2018 | <0.0005 | | | | | <0.0005 | | | |
| 1/30/2018 | | | | | | | <0.0005 | <0.0005 | <0.0005 |
| 2/1/2018 | | | <0.0005 | <0.0005 | | | | | |
| 5/8/2018 | | | | | | | | | |
| 5/9/2018 | <0.0005 | | <0.0005 | <0.0005 | | <0.0005 | <0.0005 | <0.0005 | <0.0005 |
| 10/8/2018 | <0.0005 | | <0.0005 | <0.0005 | | | | | |
| 10/9/2018 | | | | | | <0.0005 | <0.0005 | <0.0005 | <0.0005 |
| 2/20/2019 | | | | | | | | | |
| 3/5/2019 | | <0.0005 | | | <0.0005 | | | | |
| 4/23/2019 | | | 0.000319 (J) | <0.0005 | | | | | |
| 4/24/2019 | | | | | | 0.000318 (J) | <0.0005 | 0.000303 (J) | 0.000334 (J) |
| 4/29/2019 | <0.0005 | | | | | | | | |
| 8/27/2019 | <0.0005 | <0.0005 | | | | | | | |
| 8/28/2019 | | | <0.0005 | <0.0005 | <0.0005 | <0.0005 | <0.0005 | <0.0005 | <0.0005 |
| 8/29/2019 | | | | | | | | | |
| 9/24/2019 | | | | | | | | | |
| 3/2/2020 | | | <0.0005 | | | | | | |
| 3/3/2020 | | | | <0.0005 | <0.0005 | <0.0005 | <0.0005 | <0.0005 | <0.0005 |
| 3/4/2020 | <0.0005 | <0.0005 | | | | | | | |
| 3/25/2020 | | | | | | | | | |
| 9/23/2020 | | | | | | | | | |
| 10/14/2020 | <0.0005 | <0.0005 | | | | | | | |
| 10/19/2020 | | | | | <0.0005 | | | | |
| 10/20/2020 | | | | <0.0005 | | | | | |
| 10/21/2020 | | | <0.0005 | | | | | | |

# Time Series

Constituent: Mercury (mg/L) Analysis Run 1/13/2021 12:45 PM

Plant Miller Client: Southern Company Data: Miller Ash Pond

| | MR-AP-MW-9D | MR-AP-MW-9S | MR-AP-PZ-5 | GS-AP-MW-17V ... | MR-AP-MW-22S ... |
|---|---|---|---|---|---|
| 7/19/2016 | | | | | |
| 7/20/2016 | <0.0005 | <0.0005 | | | |
| 7/21/2016 | | | | | |
| 7/25/2016 | | | | | |
| 7/26/2016 | | | <0.0005 | | |
| 9/27/2016 | | <0.0005 | | | |
| 9/28/2016 | <0.0005 | | <0.0005 | | |
| 11/1/2016 | <0.0005 | | | | |
| 11/2/2016 | | <0.0005 | <0.0005 | | |
| 1/9/2017 | | | | | |
| 1/10/2017 | <0.0005 | | | | |
| 1/12/2017 | | <0.0005 | <0.0005 | | |
| 2/13/2017 | | | <0.0005 | | |
| 2/14/2017 | | | | | |
| 2/15/2017 | <0.0005 | <0.0005 | | | |
| 4/3/2017 | | | <0.0005 | | |
| 4/4/2017 | <0.0005 | | | | |
| 4/6/2017 | | <0.0005 | | | |
| 5/16/2017 | | | | | |
| 5/17/2017 | <0.0005 | <0.0005 | <0.0005 | | |
| 6/12/2017 | | | <0.0005 | | |
| 6/13/2017 | <0.0005 | | | | |
| 6/14/2017 | | <0.0005 | | | |
| 1/29/2018 | | | | | |
| 1/30/2018 | <0.0005 | <0.0005 | | | |
| 2/1/2018 | | | <0.0005 | | |
| 5/8/2018 | <0.0005 | <0.0005 | | | |
| 5/9/2018 | | | <0.0005 | | |
| 10/8/2018 | | | <0.0005 | | |
| 10/9/2018 | <0.0005 | <0.0005 | | | |
| 2/20/2019 | | | | <0.0005 | |
| 3/5/2019 | | | | | |
| 4/23/2019 | | | 0.000311 (J) | | |
| 4/24/2019 | 0.000331 (J) | 0.000345 (J) | | | |
| 4/29/2019 | | | | | |
| 8/27/2019 | <0.0005 | <0.0005 | | | |
| 8/28/2019 | | | | | |
| 8/29/2019 | | | <0.0005 | | |
| 9/24/2019 | | | | <0.0005 | |
| 3/2/2020 | | | <0.0005 | | |
| 3/3/2020 | <0.0005 | <0.0005 | | | |
| 3/4/2020 | | | | | |
| 3/25/2020 | | | | <0.0005 | |
| 9/23/2020 | | | | <0.0005 | |
| 10/14/2020 | | | | | <0.0005 |
| 10/19/2020 | | | | | |
| 10/20/2020 | | | | | |
| 10/21/2020 | | | <0.0005 | | |

# Time Series

Constituent: Mercury (mg/L) Analysis Run 1/13/2021 12:45 PM

Plant Miller Client: Southern Company Data: Miller Ash Pond

| | MR-AP-MW-23A ... | MR-AP-MW-9DR | MR-AP-MW-9SR | MR-AP-MW-14R | MR-AP-MW-13SR | MR-AP-MW-13DR | MR-AP-MW-7SR | MR-AP-MW-7DR | MR-AP-MW-22I ... |
|---|---|---|---|---|---|---|---|---|---|
| 10/14/2020 | <0.0005 | | | | | | | | |
| 10/15/2020 | | <0.0005 | <0.0005 | | | | | | |
| 10/20/2020 | | | | <0.0005 | <0.0005 | <0.0005 | <0.0005 | <0.0005 | <0.0005 |
| 10/26/2020 | | | | | | | | | |
| 10/27/2020 | | | | | | | | | |

# Time Series

Constituent: Mercury (mg/L) Analysis Run 1/13/2021 12:45 PM

Plant Miller Client: Southern Company Data: Miller Ash Pond

| | MR-AP-MW-27HR | MR-AP-MW-36HR | MR-AP-MW-22D ... | MR-AP-MW-31H |
|---|---|---|---|---|
| 10/14/2020 | | | | |
| 10/15/2020 | | | | |
| 10/20/2020 | | | | |
| 10/26/2020 | <0.0005 | | <0.0005 | |
| 10/27/2020 | | <0.0005 | | <0.0005 |

# Time Series

Constituent: Molybdenum (mg/L) Analysis Run 1/13/2021 12:45 PM

Plant Miller Client: Southern Company Data: Miller Ash Pond

| | GS-AP-MW-13 (bg) | GS-AP-MW-8 (bg) | MR-AP-MW-1 | MR-AP-MW-10 | MR-AP-MW-11 | MR-AP-MW-12 | MR-AP-MW-13D | MR-AP-MW-13S | MR-AP-MW-14 |
|---|---|---|---|---|---|---|---|---|---|
| 7/19/2016 | | | | | | | | | |
| 7/20/2016 | | | | | | 0.0267 | <0.01 | <0.01 | <0.01 |
| 7/25/2016 | | | 0.0108 | 0.115 | <0.01 | | | | |
| 8/2/2016 | 0.01 | | | | | | | | |
| 8/3/2016 | | 0.01 | | | | | | | |
| 9/20/2016 | 0.01 | | | | | | | | |
| 9/21/2016 | | 0.01 | | | | | | | |
| 9/26/2016 | | | 0.0105 | | | | | | <0.01 |
| 9/27/2016 | | | | 0.0985 | <0.01 | 0.0362 | <0.01 | <0.01 | |
| 10/25/2016 | 0.01 | 0.01 | | | | | | | |
| 10/31/2016 | | | | 0.0971 | | | | | <0.01 |
| 11/1/2016 | | | | | <0.01 | 0.0329 | <0.01 | <0.01 | |
| 11/2/2016 | | | 0.0107 | | | | | | |
| 12/13/2016 | 0.01 | 0.01 | | | | | | | |
| 1/9/2017 | | | | | | | | | <0.01 |
| 1/11/2017 | | | 0.0101 | 0.0866 | | 0.0322 | <0.01 | <0.01 | |
| 1/12/2017 | | | | | <0.01 | | | | |
| 2/6/2017 | | 0.01 | | | | | | | |
| 2/8/2017 | 0.01 | | | | | | | | |
| 2/13/2017 | | | 0.00994 (J) | | <0.01 | | | | |
| 2/14/2017 | | | | 0.0895 | | | | | <0.01 |
| 2/15/2017 | | | | | | 0.0374 | <0.01 | <0.01 | |
| 3/28/2017 | | 0.01 | | | | | | | |
| 3/29/2017 | 0.01 | | | | | | | | |
| 4/3/2017 | | | 0.00788 (J) | | | | | | |
| 4/4/2017 | | | | | <0.01 | 0.036 | <0.01 | | <0.01 |
| 4/6/2017 | | | | 0.0812 | | | | <0.01 | |
| 4/24/2017 | | 0.01 | | | | | | | |
| 4/26/2017 | 0.01 | | | | | | | | |
| 5/15/2017 | | | 0.00866 (J) | | | 0.0365 | | | |
| 5/16/2017 | | | | | <0.01 | | | | |
| 5/17/2017 | | | | 0.0741 | | | <0.01 | <0.01 | <0.01 |
| 6/7/2017 | <0.01 | <0.01 | | | | | | | |
| 6/12/2017 | | | | | | | | | |
| 6/13/2017 | | | | 0.0719 | | | <0.01 | <0.01 | <0.01 |
| 6/14/2017 | | | 0.00779 (J) | | <0.01 | 0.0368 | | | |
| 1/30/2018 | | | | | | 0.113 | | | |
| 1/31/2018 | | | | 0.0943 | | | <0.01 | <0.01 | |
| 2/1/2018 | | | 0.0109 | | <0.01 | | | | <0.01 |
| 2/19/2018 | | <0.01 | | | | | | | |
| 2/20/2018 | <0.01 | | | | | | | | |
| 5/7/2018 | | | | | | | | | |
| 5/8/2018 | | | | | <0.01 | 0.119 | <0.01 | <0.01 | <0.01 |
| 5/9/2018 | | | 0.00618 (J) | | | | | | |
| 5/10/2018 | | | | 0.069 | | | | | |
| 5/15/2018 | <0.01 | <0.01 | | | | | | | |
| 10/8/2018 | | | | 0.0951 | | 0.31 | | | |
| 10/9/2018 | | | 0.00745 (J) | | <0.01 | | <0.01 | <0.01 | <0.01 |
| 10/16/2018 | | <0.01 | | | | | | | |
| 10/17/2018 | <0.01 | | | | | | | | |
| 3/6/2019 | | | | | | | | | |
| 4/16/2019 | <0.01 | <0.01 | | | | | | | |

# Time Series

Constituent: Molybdenum (mg/L) Analysis Run 1/13/2021 12:45 PM

Plant Miller Client: Southern Company Data: Miller Ash Pond

| | GS-AP-MW-13 (bg) | GS-AP-MW-8 (bg) | MR-AP-MW-1 | MR-AP-MW-10 | MR-AP-MW-11 | MR-AP-MW-12 | MR-AP-MW-13D | MR-AP-MW-13S | MR-AP-MW-14 |
|---|---|---|---|---|---|---|---|---|---|
| 4/24/2019 | | | | 0.121 | | | <0.01 | <0.01 | <0.01 |
| 5/1/2019 | | | 0.00932 (J) | | <0.01 | | | | |
| 8/27/2019 | | | 0.00563 (J) | | | | | | |
| 8/28/2019 | | | | | <0.01 | 0.646 | | | <0.01 |
| 8/29/2019 | | | | 0.158 | | | <0.01 | <0.01 | |
| 9/24/2019 | | <0.01 | | | | | | | |
| 3/3/2020 | | | | | <0.01 | | | | |
| 3/4/2020 | | | | | | | | | <0.01 |
| 3/9/2020 | | | 0.0142 | 0.223 | | | <0.01 | <0.01 | |
| 3/10/2020 | | | | | | 0.49 | | | |
| 3/18/2020 | | <0.01 | | | | | | | |
| 9/21/2020 | | <0.01 | | | | | | | |
| 10/13/2020 | | | | | | | | | |
| 10/14/2020 | | | | | | | | | |
| 10/19/2020 | | | 0.0116 | 0.305 | | 0.858 | | | |
| 10/20/2020 | | | | | <0.01 | | | | |

# Time Series

Constituent: Molybdenum (mg/L) Analysis Run 1/13/2021 12:45 PM

Plant Miller Client: Southern Company Data: Miller Ash Pond

| | MR-AP-MW-15 | MR-AP-MW-16 | MR-AP-MW-17H | MR-AP-MW-18H | MR-AP-MW-19HA |
|---|---|---|---|---|---|
| 7/19/2016 | <0.01 | 0.0204 | | | |
| 7/20/2016 | | | | | |
| 7/25/2016 | | | | | |
| 8/2/2016 | | | | | |
| 8/3/2016 | | | | | |
| 9/20/2016 | | | | | |
| 9/21/2016 | | | | | |
| 9/26/2016 | <0.01 | 0.00799 (J) | | | |
| 9/27/2016 | | | | | |
| 10/25/2016 | | | | | |
| 10/31/2016 | <0.01 | 0.0458 | | | |
| 11/1/2016 | | | | | |
| 11/2/2016 | | | | | |
| 12/13/2016 | | | | | |
| 1/9/2017 | <0.01 | 0.00431 (J) | | | |
| 1/11/2017 | | | | | |
| 1/12/2017 | | | | | |
| 2/6/2017 | | | | | |
| 2/8/2017 | | | | | |
| 2/13/2017 | | | | | |
| 2/14/2017 | <0.01 | 0.0255 | | | |
| 2/15/2017 | | | | | |
| 3/28/2017 | | | | | |
| 3/29/2017 | | | | | |
| 4/3/2017 | | 0.0119 | | | |
| 4/4/2017 | <0.01 | | | | |
| 4/6/2017 | | | | | |
| 4/24/2017 | | | | | |
| 4/26/2017 | | | | | |
| 5/15/2017 | | | | | |
| 5/16/2017 | <0.01 | 0.00405 (J) | | | |
| 5/17/2017 | | | | | |
| 6/7/2017 | | | | | |
| 6/12/2017 | <0.01 | 0.0216 | | | |
| 6/13/2017 | | | | | |
| 6/14/2017 | | | | | |
| 1/30/2018 | | | | | |
| 1/31/2018 | <0.01 | | | | |
| 2/1/2018 | | 0.00829 (J) | | | |
| 2/19/2018 | | | | | |
| 2/20/2018 | | | | | |
| 5/7/2018 | <0.01 | 0.0256 | | | |
| 5/8/2018 | | | | | |
| 5/9/2018 | | | | | |
| 5/10/2018 | | | | | |
| 5/15/2018 | | | | | |
| 10/8/2018 | | | | | |
| 10/9/2018 | <0.01 | 0.0114 | | | |
| 10/16/2018 | | | | | |
| 10/17/2018 | | | | | |
| 3/6/2019 | | | <0.01 | 0.00498 (J) | |
| 4/16/2019 | | | | | |

# Time Series

Constituent: Molybdenum (mg/L) Analysis Run 1/13/2021 12:45 PM

Plant Miller Client: Southern Company Data: Miller Ash Pond

| | MR-AP-MW-15 | MR-AP-MW-16 | MR-AP-MW-17H | MR-AP-MW-18H | MR-AP-MW-19HA |
|---|---|---|---|---|---|
| 4/24/2019 | <0.01 | 0.0148 | | | |
| 5/1/2019 | | | | | |
| 8/27/2019 | | | <0.01 | 0.0131 | |
| 8/28/2019 | <0.01 | 0.107 | | | |
| 8/29/2019 | | | | | |
| 9/24/2019 | | | | | |
| 3/3/2020 | | 0.025 | | | |
| 3/4/2020 | <0.01 | | | | |
| 3/9/2020 | | | | | <0.01 |
| 3/10/2020 | | | <0.01 | 0.00972 (J) | |
| 3/18/2020 | | | | | |
| 9/21/2020 | | | | | |
| 10/13/2020 | <0.01 | 0.0494 | <0.01 | 0.00832 (J) | |
| 10/14/2020 | | | | | <0.01 |
| 10/19/2020 | | | | | |
| 10/20/2020 | | | | | |

# Time Series

Constituent: Molybdenum (mg/L) Analysis Run 1/13/2021 12:45 PM

Plant Miller Client: Southern Company Data: Miller Ash Pond

| | MR-AP-MW-2 | MR-AP-MW-20H | MR-AP-MW-20HS | MR-AP-MW-21 (bg) | MR-AP-MW-23 (bg) | MR-AP-MW-28H | MR-AP-MW-30H | MR-AP-MW-32H | MR-AP-MW-33H |
|---|---|---|---|---|---|---|---|---|---|
| 7/19/2016 | | | | | | | | | |
| 7/25/2016 | <0.01 | | | | | | | | |
| 9/26/2016 | | | | | | | | | |
| 9/28/2016 | <0.01 | | | | | | | | |
| 10/31/2016 | | | | | | | | | |
| 11/1/2016 | <0.01 | | | | | | | | |
| 1/9/2017 | | | | | | | | | |
| 1/11/2017 | <0.01 | | | | | | | | |
| 2/13/2017 | | | | | | | | | |
| 2/14/2017 | <0.01 | | | | | | | | |
| 4/3/2017 | | | | | | | | | |
| 4/4/2017 | <0.01 | | | | | | | | |
| 5/16/2017 | <0.01 | | | | | | | | |
| 6/12/2017 | | | | | | | | | |
| 6/14/2017 | <0.01 | | | | | | | | |
| 1/29/2018 | | | | | | | | | |
| 2/1/2018 | <0.01 | | | | | | | | |
| 5/9/2018 | <0.01 | | | | | | | | |
| 5/10/2018 | | | | | | | | | |
| 10/9/2018 | <0.01 | | | | | | | | |
| 3/6/2019 | | 0.0391 | <0.01 | 0.00411 (J) | | | | | |
| 4/22/2019 | | | | | | | | | |
| 4/29/2019 | | | | | | | | | |
| 5/1/2019 | <0.01 | | | | | | | | |
| 8/27/2019 | <0.01 | | | | | | | | |
| 8/28/2019 | | | | 0.00208 (J) | | | | | |
| 9/3/2019 | | 0.055 | <0.01 | | | | | | |
| 3/3/2020 | <0.01 | | | | | | | | |
| 3/5/2020 | | | | | | | | | 0.0139 |
| 3/9/2020 | | | | <0.01 | 0.005 (J) | <0.01 | | | |
| 3/10/2020 | | 0.0593 | <0.01 | | | | 0.00436 (J) | 0.0129 | |
| 10/13/2020 | | | | <0.01 | | | | | |
| 10/14/2020 | | | | | 0.00351 (J) | | | | 0.0223 |
| 10/15/2020 | | | | | | | | 0.00939 (J) | |
| 10/19/2020 | | 0.0683 | <0.01 | | | 0.00517 (J) | | | |
| 10/20/2020 | | | | | | | 0.00856 (J) | | |
| 10/21/2020 | 0.00458 (J) | | | | | | | | |

# Time Series

Constituent: Molybdenum (mg/L) Analysis Run 1/13/2021 12:45 PM

Plant Miller Client: Southern Company Data: Miller Ash Pond

| | MR-AP-MW-34H | MR-AP-MW-35H | MR-AP-MW-37H | MR-AP-MW-3D | MR-AP-MW-3S |
|---|---|---|---|---|---|
| 7/19/2016 | | | | 0.0216 | 0.0307 |
| 7/25/2016 | | | | | |
| 9/26/2016 | | | | 0.0226 | 0.0341 |
| 9/28/2016 | | | | | |
| 10/31/2016 | | | | 0.0209 | 0.028 |
| 11/1/2016 | | | | | |
| 1/9/2017 | | | | 0.0219 | 0.0303 |
| 1/11/2017 | | | | | |
| 2/13/2017 | | | | 0.0235 | 0.0295 |
| 2/14/2017 | | | | | |
| 4/3/2017 | | | | 0.0238 | 0.0261 |
| 4/4/2017 | | | | | |
| 5/16/2017 | | | | 0.0232 | 0.0281 |
| 6/12/2017 | | | | 0.0226 | 0.0298 |
| 6/14/2017 | | | | | |
| 1/29/2018 | | | | 0.0236 | 0.037 |
| 2/1/2018 | | | | | |
| 5/9/2018 | | | | | |
| 5/10/2018 | | | | 0.0219 | 0.0331 |
| 10/9/2018 | | | | 0.0228 | 0.0377 |
| 3/6/2019 | | | | | |
| 4/22/2019 | | | | | 0.068 |
| 4/29/2019 | | | | 0.0265 | |
| 5/1/2019 | | | | | |
| 8/27/2019 | | | | 0.026 | 0.0557 |
| 8/28/2019 | | | | | |
| 9/3/2019 | | | | | |
| 3/3/2020 | | | | 0.024 | 0.0648 |
| 3/5/2020 | | | | | |
| 3/9/2020 | 0.00255 (J) | | <0.01 | | |
| 3/10/2020 | | 0.00217 (J) | | | |
| 10/13/2020 | | <0.01 | | 0.0265 | 0.0517 |
| 10/14/2020 | | | | | |
| 10/15/2020 | | | | | |
| 10/19/2020 | | | <0.01 | | |
| 10/20/2020 | | | | | |
| 10/21/2020 | 0.00201 (J) | | | | |

# Time Series

Constituent: Molybdenum (mg/L) Analysis Run 1/13/2021 12:45 PM

Plant Miller Client: Southern Company Data: Miller Ash Pond

| | MR-AP-MW-4 | MR-AP-MW-4V | MR-AP-MW-5 | MR-AP-MW-6 | MR-AP-MW-6V | MR-AP-MW-7D | MR-AP-MW-7S | MR-AP-MW-8D | MR-AP-MW-8S |
|---|---|---|---|---|---|---|---|---|---|
| 7/19/2016 | <0.01 | | | | | | | | |
| 7/20/2016 | | | | | | | | | |
| 7/21/2016 | | | | | | 0.0155 | 0.0283 | | |
| 7/25/2016 | | | | | | | | 0.0173 | 0.0453 |
| 7/26/2016 | | | 0.0718 | 0.00707 (J) | | | | | |
| 9/27/2016 | <0.01 | | | | | 0.0133 | 0.029 | | 0.0485 |
| 9/28/2016 | | | 0.0638 | 0.00623 (J) | | | | 0.0242 | |
| 11/1/2016 | <0.01 | | | 0.0059 (J) | | 0.012 | 0.0262 | 0.0228 | 0.0393 |
| 11/2/2016 | | | 0.0665 | | | | | | |
| 1/9/2017 | <0.01 | | | 0.00476 (J) | | | | | |
| 1/10/2017 | | | 0.067 | | | 0.0108 | 0.028 | 0.0195 | 0.0393 |
| 1/12/2017 | | | | | | | | | |
| 2/13/2017 | <0.01 | | | 0.00615 (J) | | | | | |
| 2/14/2017 | | | 0.0735 | | | 0.0102 | 0.0293 | | 0.0422 |
| 2/15/2017 | | | | | | | | 0.0197 | |
| 4/3/2017 | | | 0.0719 | 0.00623 (J) | | | | | |
| 4/4/2017 | <0.01 | | | | | 0.0089 (J) | 0.0284 | 0.0236 | 0.0535 |
| 4/6/2017 | | | | | | | | | |
| 5/16/2017 | <0.01 | | | 0.00662 (J) | | 0.00836 (J) | 0.0281 | | 0.05 |
| 5/17/2017 | | | 0.0733 | | | | | 0.027 | |
| 6/12/2017 | <0.01 | | 0.0655 | 0.00613 (J) | | | | | |
| 6/13/2017 | | | | | | 0.00732 (J) | 0.0255 | 0.026 | 0.0454 |
| 6/14/2017 | | | | | | | | | |
| 1/29/2018 | <0.01 | | | | | 0.00815 (J) | | | |
| 1/30/2018 | | | | | | | 0.032 | 0.033 | 0.0681 |
| 2/1/2018 | | | 0.076 | 0.00656 (J) | | | | | |
| 5/8/2018 | | | | | | | | | |
| 5/9/2018 | <0.01 | | 0.061 | 0.00525 (J) | | 0.00604 (J) | 0.0278 | 0.00842 (J) | 0.0259 |
| 10/8/2018 | <0.01 | | 0.0686 | 0.00565 (J) | | | | | |
| 10/9/2018 | | | | | | 0.00618 (J) | 0.0302 | 0.0168 | 0.0532 |
| 2/20/2019 | | | | | | | | | |
| 3/5/2019 | | 0.00512 (J) | | | 0.0065 (J) | | | | |
| 4/23/2019 | | | 0.0731 | 0.00479 (J) | | | | | |
| 4/24/2019 | | | | | | 0.00612 (J) | 0.0325 | 0.00699 (J) | 0.0298 |
| 4/29/2019 | <0.01 | | | | | | | | |
| 8/27/2019 | <0.01 | 0.00763 (J) | | | | | | | |
| 8/28/2019 | | | 0.0709 | 0.00285 (J) | 0.00782 (J) | 0.00531 (J) | 0.0349 | 0.0104 | 0.0592 |
| 8/29/2019 | | | | | | | | | |
| 9/24/2019 | | | | | | | | | |
| 3/2/2020 | | | 0.0725 | | | | | | |
| 3/3/2020 | | | | 0.00282 (J) | 0.00777 (J) | 0.00727 (J) | 0.0344 | 0.00259 (J) | 0.00692 (J) |
| 3/4/2020 | <0.01 | <0.01 | | | | | | | |
| 3/25/2020 | | | | | | | | | |
| 9/23/2020 | | | | | | | | | |
| 10/14/2020 | <0.01 | <0.01 | | | | | | | |
| 10/19/2020 | | | | | 0.00562 (J) | | | | |
| 10/20/2020 | | | | <0.01 | | | | | |
| 10/21/2020 | | | 0.0877 | | | | | | |

# Time Series

Constituent: Molybdenum (mg/L) Analysis Run 1/13/2021 12:45 PM

Plant Miller Client: Southern Company Data: Miller Ash Pond

| | MR-AP-MW-9D | MR-AP-MW-9S | MR-AP-PZ-5 | GS-AP-MW-17V ... | MR-AP-MW-22S ... |
|---|---|---|---|---|---|
| 7/19/2016 | | | | | |
| 7/20/2016 | <0.01 | <0.01 | | | |
| 7/21/2016 | | | | | |
| 7/25/2016 | | | | | |
| 7/26/2016 | | | 0.0122 | | |
| 9/27/2016 | | <0.01 | | | |
| 9/28/2016 | <0.01 | | 0.00843 (J) | | |
| 11/1/2016 | <0.01 | | | | |
| 11/2/2016 | | <0.01 | 0.00605 (J) | | |
| 1/9/2017 | | | | | |
| 1/10/2017 | <0.01 | | | | |
| 1/12/2017 | | <0.01 | 0.0049 (J) | | |
| 2/13/2017 | | | 0.00784 (J) | | |
| 2/14/2017 | | | | | |
| 2/15/2017 | <0.01 | <0.01 | | | |
| 4/3/2017 | | | 0.00474 (J) | | |
| 4/4/2017 | <0.01 | | | | |
| 4/6/2017 | | <0.01 | | | |
| 5/16/2017 | | | | | |
| 5/17/2017 | <0.01 | <0.01 | 0.00447 (J) | | |
| 6/12/2017 | | | 0.003 (J) | | |
| 6/13/2017 | <0.01 | | | | |
| 6/14/2017 | | <0.01 | | | |
| 1/29/2018 | | | | | |
| 1/30/2018 | <0.01 | <0.01 | | | |
| 2/1/2018 | | | <0.01 | | |
| 5/8/2018 | <0.01 | <0.01 | | | |
| 5/9/2018 | | | <0.01 | | |
| 10/8/2018 | | | <0.01 | | |
| 10/9/2018 | <0.01 | <0.01 | | | |
| 2/20/2019 | | | | 0.00577 (J) | |
| 3/5/2019 | | | | | |
| 4/23/2019 | | | <0.01 | | |
| 4/24/2019 | <0.01 | <0.01 | | | |
| 4/29/2019 | | | | | |
| 8/27/2019 | <0.01 | <0.01 | | | |
| 8/28/2019 | | | | | |
| 8/29/2019 | | | <0.01 | | |
| 9/24/2019 | | | | 0.00906 (J) | |
| 3/2/2020 | | | <0.01 | | |
| 3/3/2020 | <0.01 | <0.01 | | | |
| 3/4/2020 | | | | | |
| 3/25/2020 | | | | 0.00508 (J) | |
| 9/23/2020 | | | | 0.00664 (J) | |
| 10/14/2020 | | | | | <0.01 |
| 10/19/2020 | | | | | |
| 10/20/2020 | | | | | |
| 10/21/2020 | | | <0.01 | | |

# Time Series

Constituent: Molybdenum (mg/L) Analysis Run 1/13/2021 12:45 PM

Plant Miller Client: Southern Company Data: Miller Ash Pond

| | MR-AP-MW-23A ... | MR-AP-MW-9DR | MR-AP-MW-9SR | MR-AP-MW-14R | MR-AP-MW-13SR | MR-AP-MW-13DR | MR-AP-MW-7SR | MR-AP-MW-7DR | MR-AP-MW-22I ... |
|---|---|---|---|---|---|---|---|---|---|
| 10/14/2020 | <0.01 | | | | | | | | |
| 10/15/2020 | | <0.01 | 0.00213 (J) | | | | | | |
| 10/20/2020 | | | | <0.01 | 0.00311 (J) | 0.00206 (J) | 0.0356 | 0.00424 (J) | 0.00251 (J) |
| 10/26/2020 | | | | | | | | | |
| 10/27/2020 | | | | | | | | | |

# Time Series

Constituent: Molybdenum (mg/L) Analysis Run 1/13/2021 12:45 PM

Plant Miller Client: Southern Company Data: Miller Ash Pond

| | MR-AP-MW-27HR | MR-AP-MW-36HR | MR-AP-MW-22D ... | MR-AP-MW-31H |
|---|---|---|---|---|
| 10/14/2020 | | | | |
| 10/15/2020 | | | | |
| 10/20/2020 | | | | |
| 10/26/2020 | <0.01 | | 0.00248 (J) | |
| 10/27/2020 | | 0.0195 | | <0.01 |

# Time Series

Constituent: pH (pH) Analysis Run 1/13/2021 12:45 PM

Plant Miller Client: Southern Company Data: Miller Ash Pond

| | GS-AP-MW-13 (bg) | GS-AP-MW-8 (bg) | MR-AP-MW-1 | MR-AP-MW-10 | MR-AP-MW-11 | MR-AP-MW-12 | MR-AP-MW-13D | MR-AP-MW-13S | MR-AP-MW-14 |
|---|---|---|---|---|---|---|---|---|---|
| 7/19/2016 | | | | | | | | | |
| 7/20/2016 | | | | | | 6.63 | 6.75 | 5.63 | 6.35 |
| 7/25/2016 | | | 7.52 | 6.73 | 6.74 | | | | |
| 8/2/2016 | 6.8 | | | | | | | | |
| 8/3/2016 | | 5.84 | | | | | | | |
| 9/20/2016 | 6.8 | | | | | | | | |
| 9/21/2016 | | 5.99 | | | | | | | |
| 9/26/2016 | | | 8.96 | | | | | | 6.36 |
| 9/27/2016 | | | | 6.82 | 6.74 | 6.59 | 6.49 | 5.63 | |
| 10/25/2016 | 6.85 | 5.94 | | | | | | | |
| 10/31/2016 | | | | 6.78 | | | | | 6.31 |
| 11/1/2016 | | | | | 6.71 | 6.6 | 6.5 | 5.58 | |
| 11/2/2016 | | | 8.51 | | | | | | |
| 12/13/2016 | 6.8 | 5.84 | | | | | | | |
| 1/9/2017 | | | | | | | | | 6.28 |
| 1/11/2017 | | | 8.5 | 6.8 | | 6.59 | 6.64 | 5.56 | |
| 1/12/2017 | | | | | 6.61 | | | | |
| 2/6/2017 | | 5.9 | | | | | | | |
| 2/8/2017 | 6.76 | | | | | | | | |
| 2/13/2017 | | | 8.63 | | 6.58 | | | | |
| 2/14/2017 | | | | 6.74 | | | | | 6.27 |
| 2/15/2017 | | | | | | 6.59 | 6.61 | 5.58 | |
| 3/28/2017 | | 5.67 | | | | | | | |
| 3/29/2017 | 6.76 | | | | | | | | |
| 3/30/2017 | | | 8.67 | | 6.57 | | | | |
| 4/3/2017 | | | 7.63 | | | | | | |
| 4/4/2017 | | | | | 6.56 | 6.54 | 6.66 | | 6.25 |
| 4/6/2017 | | | | 6.73 | | | | 5.53 | |
| 4/24/2017 | | 5.79 | | | | | | | |
| 4/26/2017 | 6.71 | | | | | | | | |
| 5/15/2017 | | | 8.67 | | | 6.56 | | | |
| 5/16/2017 | | | | | 6.56 | | | | |
| 5/17/2017 | | | | 6.73 | | | 6.7 | 5.53 | 6.33 |
| 6/7/2017 | 6.71 | 5.71 | | | | | | | |
| 6/12/2017 | | | | | | | | | |
| 6/13/2017 | | | | 6.71 | | | 6.69 | 5.57 | 6.3 |
| 6/14/2017 | | | 8.39 | | 6.5 | 6.55 | | | |
| 8/21/2017 | | 5.7 | | | | | | | |
| 8/22/2017 | 6.84 | | | | | | | | |
| 9/19/2017 | | | 8.78 | | 6.55 | | 6.76 | 5.65 | 6.43 |
| 9/21/2017 | | | | 6.8 | | 6.53 | | | |
| 1/29/2018 | | | 8.84 | | | | | | |
| 1/30/2018 | | | | | 7.09 | 6.59 | | | 6.4 |
| 1/31/2018 | | | | 6.81 | | | 6.81 | 5.67 | |
| 2/19/2018 | | 5.78 | | | | | | | |
| 2/20/2018 | 6.77 | | | | | | | | |
| 3/27/2018 | | | 8.48 (D) | | 6.665 (D) | | | | |
| 3/28/2018 | | | | 6.895 (D) | | 6.645 (D) | 6.845 (D) | 5.73 (D) | 6.5 (D) |
| 5/7/2018 | | | | | | | | | |
| 5/8/2018 | | | | | 7.04 | 6.49 | 6.72 | 5.6 | 6.38 |
| 5/9/2018 | | | 8.49 | | | | | | |
| 5/10/2018 | | | | 6.77 | | | | | |

# Time Series

Constituent: pH (pH) Analysis Run 1/13/2021 12:45 PM

Plant Miller Client: Southern Company Data: Miller Ash Pond

| | GS-AP-MW-13 (bg) | GS-AP-MW-8 (bg) | MR-AP-MW-1 | MR-AP-MW-10 | MR-AP-MW-11 | MR-AP-MW-12 | MR-AP-MW-13D | MR-AP-MW-13S | MR-AP-MW-14 |
|---|---|---|---|---|---|---|---|---|---|
| 5/15/2018 | 6.8 | 5.84 | | | | | | | |
| 10/8/2018 | | | | 6.86 | | 6.51 | | | |
| 10/9/2018 | | | 9.04 | | 7.3 | | 6.72 | 5.64 | 6.41 |
| 10/16/2018 | | 5.75 (D) | | | | | | | |
| 10/17/2018 | 6.67 (D) | | | | | | | | |
| 3/6/2019 | | | | | | | | | |
| 4/16/2019 | 6.64 | 5.76 | | | | | | | |
| 4/24/2019 | | | | 6.91 | | | 6.67 | 5.65 | 6.44 |
| 5/1/2019 | | | 11.01 (o) | | 6.64 | | | | |
| 8/27/2019 | | | 7.48 | | | | | | |
| 8/28/2019 | | | | | 7.22 | 6.63 | | | 6.31 |
| 8/29/2019 | | | | 6.93 | | | 6.8 | 5.67 | |
| 9/24/2019 | | 5.27 | | | | | | | |
| 3/3/2020 | | | | | 6.6 | | | | |
| 3/4/2020 | | | | | | | | | 6.38 |
| 3/9/2020 | | | 11.95 | 7.03 | | | 6.68 | 5.58 | |
| 3/10/2020 | | | | | | 6.52 | | | |
| 3/18/2020 | | 5.81 | | | | | | | |
| 9/21/2020 | | 5.75 | | | | | | | |
| 10/13/2020 | | | | | | | | | |
| 10/14/2020 | | | | | | | | | |
| 10/19/2020 | | | 11.44 | 7.05 | | 6.5 | | | |
| 10/20/2020 | | | | | 7.26 | | | | |

# Time Series

Constituent: pH (pH) Analysis Run 1/13/2021 12:45 PM

Plant Miller Client: Southern Company Data: Miller Ash Pond

| | MR-AP-MW-15 | MR-AP-MW-16 | MR-AP-MW-17H | MR-AP-MW-18H | MR-AP-MW-19HA |
|---|---|---|---|---|---|
| 7/19/2016 | 6.55 | 6.07 | | | |
| 7/20/2016 | | | | | |
| 7/25/2016 | | | | | |
| 8/2/2016 | | | | | |
| 8/3/2016 | | | | | |
| 9/20/2016 | | | | | |
| 9/21/2016 | | | | | |
| 9/26/2016 | 6.55 | 5.91 | | | |
| 9/27/2016 | | | | | |
| 10/25/2016 | | | | | |
| 10/31/2016 | 6.49 | 6.19 | | | |
| 11/1/2016 | | | | | |
| 11/2/2016 | | | | | |
| 12/13/2016 | | | | | |
| 1/9/2017 | 6.46 | 6.03 | | | |
| 1/11/2017 | | | | | |
| 1/12/2017 | | | | | |
| 2/6/2017 | | | | | |
| 2/8/2017 | | | | | |
| 2/13/2017 | | | | | |
| 2/14/2017 | 6.47 | 6.13 | | | |
| 2/15/2017 | | | | | |
| 3/28/2017 | | | | | |
| 3/29/2017 | | | | | |
| 3/30/2017 | | | | | |
| 4/3/2017 | | 5.97 | | | |
| 4/4/2017 | 6.38 | | | | |
| 4/6/2017 | | | | | |
| 4/24/2017 | | | | | |
| 4/26/2017 | | | | | |
| 5/15/2017 | | | | | |
| 5/16/2017 | 6.46 | 5.97 | | | |
| 5/17/2017 | | | | | |
| 6/7/2017 | | | | | |
| 6/12/2017 | 6.41 | 6.1 | | | |
| 6/13/2017 | | | | | |
| 6/14/2017 | | | | | |
| 8/21/2017 | | | | | |
| 8/22/2017 | | | | | |
| 9/19/2017 | 6.5 | 6.03 | | | |
| 9/21/2017 | | | | | |
| 1/29/2018 | | | | | |
| 1/30/2018 | | 5.95 | | | |
| 1/31/2018 | 6.5 | | | | |
| 2/19/2018 | | | | | |
| 2/20/2018 | | | | | |
| 3/27/2018 | | | | | |
| 3/28/2018 | 6.49 (D) | 6.14 (D) | | | |
| 5/7/2018 | 6.42 | 6.01 | | | |
| 5/8/2018 | | | | | |
| 5/9/2018 | | | | | |
| 5/10/2018 | | | | | |

# Time Series

Constituent: pH (pH) Analysis Run 1/13/2021 12:45 PM

Plant Miller Client: Southern Company Data: Miller Ash Pond

| | MR-AP-MW-15 | MR-AP-MW-16 | MR-AP-MW-17H | MR-AP-MW-18H | MR-AP-MW-19HA |
|---|---|---|---|---|---|
| 5/15/2018 | | | | | |
| 10/8/2018 | | | | | |
| 10/9/2018 | 6.46 | 6 | | | |
| 10/16/2018 | | | | | |
| 10/17/2018 | | | | | |
| 3/6/2019 | | | 6.98 | 7.39 | |
| 4/16/2019 | | | | | |
| 4/24/2019 | 6.46 | 6.01 | | | |
| 5/1/2019 | | | | | |
| 8/27/2019 | | | 6.98 | 7.28 | |
| 8/28/2019 | 6.38 | 6.34 | | | |
| 8/29/2019 | | | | | |
| 9/24/2019 | | | | | |
| 3/3/2020 | | 6.19 | | | |
| 3/4/2020 | 6.43 | | | | |
| 3/9/2020 | | | | | 8.05 |
| 3/10/2020 | | | 7.04 | 7.28 | |
| 3/18/2020 | | | | | |
| 9/21/2020 | | | | | |
| 10/13/2020 | 6.42 | 6.31 | 7 | 7.23 | |
| 10/14/2020 | | | | | 8.25 |
| 10/19/2020 | | | | | |
| 10/20/2020 | | | | | |

# Time Series

Constituent: pH (pH) Analysis Run 1/13/2021 12:45 PM

Plant Miller Client: Southern Company Data: Miller Ash Pond

| | MR-AP-MW-2 | MR-AP-MW-20H | MR-AP-MW-20HS | MR-AP-MW-21 (bg) | MR-AP-MW-23 (bg) | MR-AP-MW-28H | MR-AP-MW-30H | MR-AP-MW-32H | MR-AP-MW-33H |
|---|---|---|---|---|---|---|---|---|---|
| 7/19/2016 | | | | | | | | | |
| 7/25/2016 | 6.03 | | | | | | | | |
| 9/26/2016 | | | | | | | | | |
| 9/28/2016 | 5.96 | | | | | | | | |
| 10/31/2016 | | | | | | | | | |
| 11/1/2016 | 6.02 | | | | | | | | |
| 1/9/2017 | | | | | | | | | |
| 1/11/2017 | 6.11 | | | | | | | | |
| 2/13/2017 | | | | | | | | | |
| 2/14/2017 | 6.16 | | | | | | | | |
| 3/29/2017 | | | | | | | | | |
| 4/3/2017 | | | | | | | | | |
| 4/4/2017 | 6.1 | | | | | | | | |
| 5/16/2017 | 6.12 | | | | | | | | |
| 6/12/2017 | | | | | | | | | |
| 6/14/2017 | 6.11 | | | | | | | | |
| 9/20/2017 | 6.16 | | | | | | | | |
| 1/29/2018 | | | | | | | | | |
| 1/30/2018 | 6.17 | | | | | | | | |
| 3/27/2018 | 6.19 (D) | | | | | | | | |
| 5/9/2018 | 5.92 | | | | | | | | |
| 5/10/2018 | | | | | | | | | |
| 10/9/2018 | 6.21 | | | | | | | | |
| 3/6/2019 | | 7.14 | 6.32 | 7.26 | | | | | |
| 4/22/2019 | | | | | | | | | |
| 4/29/2019 | | | | | | | | | |
| 5/1/2019 | 6.25 | | | | | | | | |
| 8/27/2019 | 6.25 | | | | | | | | |
| 8/28/2019 | | | | 7.42 | | | | | |
| 9/3/2019 | | 7.49 | 6.34 | | | | | | |
| 3/3/2020 | 6.27 | | | | | | | | |
| 3/5/2020 | | | | | | | | | 6.51 |
| 3/9/2020 | | | | 7.7 | 7.6 | 6.8 | | | |
| 3/10/2020 | | 7.35 | 6.47 | | | | 6.91 | 7.27 | |
| 10/13/2020 | | | | 7.68 | | | | | |
| 10/14/2020 | | | | | 7.66 | | | | 6.45 |
| 10/15/2020 | | | | | | | | 7.32 | |
| 10/19/2020 | | 7.33 | 6.51 | | | 6.79 | | | |
| 10/20/2020 | | | | | | | 6.84 | | |
| 10/21/2020 | 6.29 | | | | | | | | |

# Time Series

Constituent: pH (pH) Analysis Run 1/13/2021 12:45 PM

Plant Miller Client: Southern Company Data: Miller Ash Pond

| | MR-AP-MW-34H | MR-AP-MW-35H | MR-AP-MW-37H | MR-AP-MW-3D | MR-AP-MW-3S |
|---|---|---|---|---|---|
| 7/19/2016 | | | | 6.72 | 8.95 |
| 7/25/2016 | | | | | |
| 9/26/2016 | | | | 6.76 | 9.13 |
| 9/28/2016 | | | | | |
| 10/31/2016 | | | | 6.72 | 9.04 |
| 11/1/2016 | | | | | |
| 1/9/2017 | | | | 6.73 | 9.62 |
| 1/11/2017 | | | | | |
| 2/13/2017 | | | | 6.73 | 9.43 |
| 2/14/2017 | | | | | |
| 3/29/2017 | | | | 6.68 | 9.04 |
| 4/3/2017 | | | | 6.73 | 9.18 |
| 4/4/2017 | | | | | |
| 5/16/2017 | | | | 6.71 | 9.11 |
| 6/12/2017 | | | | 6.79 | 9.54 |
| 6/14/2017 | | | | | |
| 9/20/2017 | | | | 6.8 | 9.69 |
| 1/29/2018 | | | | 6.82 | 9.76 |
| 1/30/2018 | | | | | |
| 3/27/2018 | | | | 6.91 (D) | 9.475 (D) |
| 5/9/2018 | | | | | |
| 5/10/2018 | | | | 6.79 | 9.44 |
| 10/9/2018 | | | | 6.8 | 9.34 |
| 3/6/2019 | | | | | |
| 4/22/2019 | | | | | 9.17 |
| 4/29/2019 | | | | 6.81 | |
| 5/1/2019 | | | | | |
| 8/27/2019 | | | | 6.84 | 9.23 |
| 8/28/2019 | | | | | |
| 9/3/2019 | | | | | |
| 3/3/2020 | | | | 6.85 | 9.4 |
| 3/5/2020 | | | | | |
| 3/9/2020 | 7.76 | | 7.33 | | |
| 3/10/2020 | | 6.69 | | | |
| 10/13/2020 | | 6.64 | | 6.9 | 9.04 |
| 10/14/2020 | | | | | |
| 10/15/2020 | | | | | |
| 10/19/2020 | | | 7.32 | | |
| 10/20/2020 | | | | | |
| 10/21/2020 | 7.79 | | | | |

# Time Series

Constituent: pH (pH) Analysis Run 1/13/2021 12:45 PM

Plant Miller Client: Southern Company Data: Miller Ash Pond

| | MR-AP-MW-4 | MR-AP-MW-4V | MR-AP-MW-5 | MR-AP-MW-6 | MR-AP-MW-6V | MR-AP-MW-7D | MR-AP-MW-7S | MR-AP-MW-8D | MR-AP-MW-8S |
|---|---|---|---|---|---|---|---|---|---|
| 7/19/2016 | 5.82 | | | | | | | | |
| 7/20/2016 | | | | | | | | | |
| 7/21/2016 | | | | | | 6.71 | 6.51 | | |
| 7/25/2016 | | | | | | | | 6.27 | 6.7 |
| 7/26/2016 | | | 7.01 | 5.98 | | | | | |
| 9/27/2016 | 5.85 | | | | | 6.71 | 6.51 | | 6.71 |
| 9/28/2016 | | | 7.06 | 6 | | | | 6.4 | |
| 11/1/2016 | 5.79 | | | 6 | | 6.74 | 6.51 | 6.41 | 6.71 |
| 11/2/2016 | | | 7.02 | | | | | | |
| 1/9/2017 | 5.83 | | | 6.04 | | | | | |
| 1/10/2017 | | | 7.17 | | | 6.77 | 6.52 | 6.36 | 6.66 |
| 1/12/2017 | | | | | | | | | |
| 2/13/2017 | 5.78 | | | 6.04 | | | | | |
| 2/14/2017 | | | 7.01 | | | 6.74 | 6.5 | | 6.66 |
| 2/15/2017 | | | | | | | | 6.34 | |
| 3/29/2017 | | | | 6.01 | | | | | |
| 3/30/2017 | 5.73 | | | | | | | | |
| 4/3/2017 | | | 7.09 | 6.02 | | | | | |
| 4/4/2017 | 5.7 | | | | | 6.66 | 6.4 | 6.41 | 6.66 |
| 4/6/2017 | | | | | | | | | |
| 5/16/2017 | 5.72 | | | 5.92 | | 6.69 | 6.45 | | 6.68 |
| 5/17/2017 | | | 7 | | | | | 6.36 | |
| 6/12/2017 | 5.83 | | 7.08 | 5.99 | | | | | |
| 6/13/2017 | | | | | | 6.71 | 6.49 | 6.43 | 6.72 |
| 6/14/2017 | | | | | | | | | |
| 9/18/2017 | | | 7.09 | 6.04 | | 6.77 | 6.56 | | |
| 9/19/2017 | | | | | | | | 6.32 | 6.76 |
| 9/20/2017 | 5.86 | | | | | | | | |
| 1/29/2018 | 5.86 | | | | | 6.75 | | | |
| 1/30/2018 | | | | | | | 6.54 | 6.46 | 6.79 |
| 1/31/2018 | | | 7.13 | 6.05 | | | | | |
| 3/27/2018 | 6 (D) | | 7.175 (D) | 6.23 (D) | | 6.765 (D) | 6.57 (D) | | |
| 3/28/2018 | | | | | | | | 6.32 (D) | 6.845 (D) |
| 5/8/2018 | | | | | | | | | |
| 5/9/2018 | 5.85 | | 7.03 | 6.01 | | 6.7 | 6.52 | 6.11 | 6.69 |
| 10/8/2018 | 5.86 | | 7.26 | 6.1 | | | | | |
| 10/9/2018 | | | | | | 6.74 | 6.56 | 6.26 | 6.82 |
| 2/20/2019 | | | | | | | | | |
| 3/5/2019 | | 6.5 | | | 7.24 | | | | |
| 4/23/2019 | | | 7.03 | 6.06 | | | | | |
| 4/24/2019 | | | | | | 6.63 | 6.43 | 5.91 | 6.62 |
| 4/29/2019 | 5.91 | | | | | | | | |
| 8/27/2019 | 6.04 | 6.38 | | | | | | | |
| 8/28/2019 | | | 7.08 | 5.98 | 7.34 | 6.58 | 6.56 | 6.09 | 6.78 |
| 8/29/2019 | | | | | | | | | |
| 9/24/2019 | | | | | | | | | |
| 3/2/2020 | | | 7.18 | | | | | | |
| 3/3/2020 | | | | 6.11 | 7.14 | 6.74 | 6.55 | 5.83 | 6.34 |
| 3/4/2020 | 5.96 | 6.34 | | | | | | | |
| 3/25/2020 | | | | | | | | | |
| 9/23/2020 | | | | | | | | | |
| 10/14/2020 | 5.93 | 6.38 | | | | | | | |

# Time Series

Constituent: pH (pH) Analysis Run 1/13/2021 12:45 PM

Plant Miller Client: Southern Company Data: Miller Ash Pond

| | MR-AP-MW-4 | MR-AP-MW-4V | MR-AP-MW-5 | MR-AP-MW-6 | MR-AP-MW-6V | MR-AP-MW-7D | MR-AP-MW-7S | MR-AP-MW-8D | MR-AP-MW-8S |
|---|---|---|---|---|---|---|---|---|---|
| 10/19/2020 | | | | | 7.28 | | | | |
| 10/20/2020 | | | | 6.15 | | | | | |
| 10/21/2020 | | | 7.07 | | | | | | |

# Time Series

Constituent: pH (pH) Analysis Run 1/13/2021 12:45 PM

Plant Miller Client: Southern Company Data: Miller Ash Pond

| | MR-AP-MW-9D | MR-AP-MW-9S | MR-AP-PZ-5 | GS-AP-MW-17V ... | MR-AP-MW-22S ... |
|---|---|---|---|---|---|
| 7/19/2016 | | | | | |
| 7/20/2016 | 5.76 | 5.45 | | | |
| 7/21/2016 | | | | | |
| 7/25/2016 | | | | | |
| 7/26/2016 | | | 7.88 | | |
| 9/27/2016 | | 5.46 | | | |
| 9/28/2016 | 5.75 | | 7.8 | | |
| 11/1/2016 | 5.71 | | | | |
| 11/2/2016 | | 5.37 | 7.86 | | |
| 1/9/2017 | | | | | |
| 1/10/2017 | 5.76 | | | | |
| 1/12/2017 | | 5.46 | 7.9 | | |
| 2/13/2017 | | | 7.86 | | |
| 2/14/2017 | | | | | |
| 2/15/2017 | 5.69 | 5.96 | | | |
| 3/29/2017 | | | | | |
| 3/30/2017 | | | 8.06 | | |
| 4/3/2017 | | | 8 | | |
| 4/4/2017 | 5.72 | | | | |
| 4/6/2017 | | 6.07 | | | |
| 5/16/2017 | | | | | |
| 5/17/2017 | 5.64 | 5.59 | 7.99 | | |
| 6/12/2017 | | | 7.91 | | |
| 6/13/2017 | 5.69 | | | | |
| 6/14/2017 | | 5.71 | | | |
| 9/18/2017 | | | 8.04 | | |
| 9/19/2017 | 5.75 | 5.73 | | | |
| 9/20/2017 | | | | | |
| 1/29/2018 | | | | | |
| 1/30/2018 | 5.79 | 5.88 | | | |
| 1/31/2018 | | | 8.23 | | |
| 3/27/2018 | | | 8.33 (D) | | |
| 3/28/2018 | 5.8 (D) | 6.04 (D) | | | |
| 5/8/2018 | 5.71 | 5.86 | | | |
| 5/9/2018 | | | 8.6 | | |
| 10/8/2018 | | | 8.31 | | |
| 10/9/2018 | 5.71 | 5.76 | | | |
| 2/20/2019 | | | | 7.76 | |
| 3/5/2019 | | | | | |
| 4/23/2019 | | | 8.18 | | |
| 4/24/2019 | 5.62 | 5.82 | | | |
| 4/29/2019 | | | | | |
| 8/27/2019 | 5.44 | 5.53 | | | |
| 8/28/2019 | | | | | |
| 8/29/2019 | | | 8.26 | | |
| 9/24/2019 | | | | 7.65 | |
| 3/2/2020 | | | 8.34 | | |
| 3/3/2020 | 5.71 | 5.99 | | | |
| 3/4/2020 | | | | | |
| 3/25/2020 | | | | 7.63 | |
| 9/23/2020 | | | | 7.53 | |
| 10/14/2020 | | | | | 6.84 |

# Time Series

Constituent: pH (pH) Analysis Run 1/13/2021 12:45 PM

Plant Miller Client: Southern Company Data: Miller Ash Pond

| | MR-AP-MW-9D | MR-AP-MW-9S | MR-AP-PZ-5 | GS-AP-MW-17V ... | MR-AP-MW-22S ... |
|---|---|---|---|---|---|
| 10/19/2020 | | | | | |
| 10/20/2020 | | | | | |
| 10/21/2020 | | | 8.16 | | |

# Time Series

Constituent: pH (pH)  Analysis Run 1/13/2021 12:45 PM

Plant Miller  Client: Southern Company  Data: Miller Ash Pond

| | MR-AP-MW-23A ... | MR-AP-MW-9DR | MR-AP-MW-9SR | MR-AP-MW-14R | MR-AP-MW-13SR | MR-AP-MW-13DR | MR-AP-MW-7SR | MR-AP-MW-7DR | MR-AP-MW-22I ... |
|---|---|---|---|---|---|---|---|---|---|
| 10/14/2020 | 7.46 | | | | | | | | |
| 10/15/2020 | | 6.67 | 6.42 | | | | | | |
| 10/20/2020 | | | | 6.46 | 6.28 | 6.81 | 6.54 | 6.78 | 7.68 |
| 10/26/2020 | | | | | | | | | |
| 10/27/2020 | | | | | | | | | |

# Time Series

Constituent: pH (pH) Analysis Run 1/13/2021 12:45 PM

Plant Miller Client: Southern Company Data: Miller Ash Pond

| | MR-AP-MW-27HR | MR-AP-MW-36HR | MR-AP-MW-22D | ... | MR-AP-MW-31H |
|---|---|---|---|---|---|
| 10/14/2020 | | | | | |
| 10/15/2020 | | | | | |
| 10/20/2020 | | | | | |
| 10/26/2020 | 7.2 | | 7.78 | | |
| 10/27/2020 | | 7.54 | | | 6.95 |

# Time Series

Constituent: Selenium (mg/L) Analysis Run 1/13/2021 12:45 PM

Plant Miller Client: Southern Company Data: Miller Ash Pond

| | GS-AP-MW-13 (bg) | GS-AP-MW-8 (bg) | MR-AP-MW-1 | MR-AP-MW-10 | MR-AP-MW-11 | MR-AP-MW-12 | MR-AP-MW-13D | MR-AP-MW-13S | MR-AP-MW-14 |
|---|---|---|---|---|---|---|---|---|---|
| 7/19/2016 | | | | | | | | | |
| 7/20/2016 | | | | | | <0.01 | <0.01 | <0.01 | <0.01 |
| 7/25/2016 | | | <0.01 | <0.01 | <0.01 | | | | |
| 8/2/2016 | 0.01 | | | | | | | | |
| 8/3/2016 | | 0.01 | | | | | | | |
| 9/20/2016 | 0.01 | | | | | | | | |
| 9/21/2016 | | 0.01 | | | | | | | |
| 9/26/2016 | | | <0.01 | | | | | | <0.01 |
| 9/27/2016 | | | | <0.01 | <0.01 | <0.01 | <0.01 | <0.01 | |
| 10/25/2016 | 0.01 | 0.01 | | | | | | | |
| 10/31/2016 | | | | <0.01 | | | | | <0.01 |
| 11/1/2016 | | | | | <0.01 | <0.01 | <0.01 | <0.01 | |
| 11/2/2016 | | | <0.01 | | | | | | |
| 12/13/2016 | 0.01 | 0.01 | | | | | | | |
| 1/9/2017 | | | | | | | | | <0.01 |
| 1/11/2017 | | | <0.01 | <0.01 | | <0.01 | <0.01 | <0.01 | |
| 1/12/2017 | | | | | <0.01 | | | | |
| 2/6/2017 | | 0.01 | | | | | | | |
| 2/8/2017 | 0.01 | | | | | | | | |
| 2/13/2017 | | | <0.01 | | <0.01 | | | | |
| 2/14/2017 | | | | <0.01 | | | | | <0.01 |
| 2/15/2017 | | | | | | <0.01 | <0.01 | <0.01 | |
| 3/28/2017 | | 0.01 | | | | | | | |
| 3/29/2017 | 0.01 | | | | | | | | |
| 4/3/2017 | | | <0.01 | | | | | | |
| 4/4/2017 | | | | | <0.01 | <0.01 | <0.01 | | <0.01 |
| 4/6/2017 | | | | <0.01 | | | | <0.01 | |
| 4/24/2017 | | 0.01 | | | | | | | |
| 4/26/2017 | 0.01 | | | | | | | | |
| 5/15/2017 | | | <0.01 | | | <0.01 | | | |
| 5/16/2017 | | | | | <0.01 | | | | |
| 5/17/2017 | | | | <0.01 | | | <0.01 | <0.01 | <0.01 |
| 6/7/2017 | <0.01 | <0.01 | | | | | | | |
| 6/12/2017 | | | | | | | | | |
| 6/13/2017 | | | | <0.01 | | | <0.01 | <0.01 | <0.01 |
| 6/14/2017 | | | <0.01 | | <0.01 | <0.01 | | | |
| 1/30/2018 | | | | | | <0.01 | | | |
| 1/31/2018 | | | | <0.01 | | | <0.01 | <0.01 | |
| 2/1/2018 | | | <0.01 | | <0.01 | | | | <0.01 |
| 2/19/2018 | | <0.01 | | | | | | | |
| 2/20/2018 | <0.01 | | | | | | | | |
| 5/7/2018 | | | | | | | | | |
| 5/8/2018 | | | | | <0.01 | <0.01 | <0.01 | <0.01 | <0.01 |
| 5/9/2018 | | | <0.01 | | | | | | |
| 5/10/2018 | | | | <0.01 | | | | | |
| 5/15/2018 | <0.01 | <0.01 | | | | | | | |
| 10/8/2018 | | | | <0.01 | | <0.01 | | | |
| 10/9/2018 | | | <0.01 | | <0.01 | | <0.01 | <0.01 | <0.01 |
| 10/16/2018 | | <0.01 | | | | | | | |
| 10/17/2018 | <0.01 | | | | | | | | |
| 3/6/2019 | | | | | | | | | |
| 4/16/2019 | <0.01 | <0.01 | | | | | | | |

# Time Series

Constituent: Selenium (mg/L) Analysis Run 1/13/2021 12:45 PM

Plant Miller Client: Southern Company Data: Miller Ash Pond

| | GS-AP-MW-13 (bg) | GS-AP-MW-8 (bg) | MR-AP-MW-1 | MR-AP-MW-10 | MR-AP-MW-11 | MR-AP-MW-12 | MR-AP-MW-13D | MR-AP-MW-13S | MR-AP-MW-14 |
|---|---|---|---|---|---|---|---|---|---|
| 4/24/2019 | | | | <0.01 | | | <0.01 | <0.01 | <0.01 |
| 5/1/2019 | | | <0.01 | | <0.01 | | | | |
| 8/27/2019 | | | <0.01 | | | | | | |
| 8/28/2019 | | | | | <0.01 | <0.01 | | | <0.01 |
| 8/29/2019 | | | | <0.01 | | | <0.01 | <0.01 | |
| 9/24/2019 | | <0.01 | | | | | | | |
| 3/3/2020 | | | | | <0.01 | | | | |
| 3/4/2020 | | | | | | | | | <0.01 |
| 3/9/2020 | | | <0.01 | <0.01 | | | <0.01 | <0.01 | |
| 3/10/2020 | | | | | | <0.01 | | | |
| 3/18/2020 | | <0.01 | | | | | | | |
| 9/21/2020 | | <0.01 | | | | | | | |
| 10/13/2020 | | | | | | | | | |
| 10/14/2020 | | | | | | | | | |
| 10/19/2020 | | | <0.01 | <0.01 | | <0.01 | | | |
| 10/20/2020 | | | | | <0.01 | | | | |

# Time Series

Constituent: Selenium (mg/L) Analysis Run 1/13/2021 12:45 PM

Plant Miller Client: Southern Company Data: Miller Ash Pond

| | MR-AP-MW-15 | MR-AP-MW-16 | MR-AP-MW-17H | MR-AP-MW-18H | MR-AP-MW-19HA |
|---|---|---|---|---|---|
| 7/19/2016 | <0.01 | <0.01 | | | |
| 7/20/2016 | | | | | |
| 7/25/2016 | | | | | |
| 8/2/2016 | | | | | |
| 8/3/2016 | | | | | |
| 9/20/2016 | | | | | |
| 9/21/2016 | | | | | |
| 9/26/2016 | <0.01 | 0.00341 (J) | | | |
| 9/27/2016 | | | | | |
| 10/25/2016 | | | | | |
| 10/31/2016 | <0.01 | <0.01 | | | |
| 11/1/2016 | | | | | |
| 11/2/2016 | | | | | |
| 12/13/2016 | | | | | |
| 1/9/2017 | <0.01 | 0.00273 (J) | | | |
| 1/11/2017 | | | | | |
| 1/12/2017 | | | | | |
| 2/6/2017 | | | | | |
| 2/8/2017 | | | | | |
| 2/13/2017 | | | | | |
| 2/14/2017 | <0.01 | 0.00281 (J) | | | |
| 2/15/2017 | | | | | |
| 3/28/2017 | | | | | |
| 3/29/2017 | | | | | |
| 4/3/2017 | | 0.00262 (J) | | | |
| 4/4/2017 | <0.01 | | | | |
| 4/6/2017 | | | | | |
| 4/24/2017 | | | | | |
| 4/26/2017 | | | | | |
| 5/15/2017 | | | | | |
| 5/16/2017 | <0.01 | <0.01 | | | |
| 5/17/2017 | | | | | |
| 6/7/2017 | | | | | |
| 6/12/2017 | <0.01 | <0.01 | | | |
| 6/13/2017 | | | | | |
| 6/14/2017 | | | | | |
| 1/30/2018 | | | | | |
| 1/31/2018 | <0.01 | | | | |
| 2/1/2018 | | <0.01 | | | |
| 2/19/2018 | | | | | |
| 2/20/2018 | | | | | |
| 5/7/2018 | <0.01 | 0.00204 (J) | | | |
| 5/8/2018 | | | | | |
| 5/9/2018 | | | | | |
| 5/10/2018 | | | | | |
| 5/15/2018 | | | | | |
| 10/8/2018 | | | | | |
| 10/9/2018 | <0.01 | <0.01 | | | |
| 10/16/2018 | | | | | |
| 10/17/2018 | | | | | |
| 3/6/2019 | | | <0.01 | <0.01 | |
| 4/16/2019 | | | | | |

# Time Series

Constituent: Selenium (mg/L) Analysis Run 1/13/2021 12:45 PM

Plant Miller Client: Southern Company Data: Miller Ash Pond

| | MR-AP-MW-15 | MR-AP-MW-16 | MR-AP-MW-17H | MR-AP-MW-18H | MR-AP-MW-19HA |
|---|---|---|---|---|---|
| 4/24/2019 | <0.01 | <0.01 | | | |
| 5/1/2019 | | | | | |
| 8/27/2019 | | | <0.01 | <0.01 | |
| 8/28/2019 | <0.01 | <0.01 | | | |
| 8/29/2019 | | | | | |
| 9/24/2019 | | | | | |
| 3/3/2020 | | 0.00271 (J) | | | |
| 3/4/2020 | <0.01 | | | | |
| 3/9/2020 | | | | | 0.00512 (J) |
| 3/10/2020 | | | <0.01 | <0.01 | |
| 3/18/2020 | | | | | |
| 9/21/2020 | | | | | |
| 10/13/2020 | <0.01 | 0.00351 (J) | <0.01 | <0.01 | |
| 10/14/2020 | | | | | <0.01 |
| 10/19/2020 | | | | | |
| 10/20/2020 | | | | | |

# Time Series

Constituent: Selenium (mg/L) Analysis Run 1/13/2021 12:45 PM

Plant Miller Client: Southern Company Data: Miller Ash Pond

| | MR-AP-MW-2 | MR-AP-MW-20H | MR-AP-MW-20HS | MR-AP-MW-21 (bg) | MR-AP-MW-23 (bg) | MR-AP-MW-28H | MR-AP-MW-30H | MR-AP-MW-32H | MR-AP-MW-33H |
|---|---|---|---|---|---|---|---|---|---|
| 7/19/2016 | | | | | | | | | |
| 7/25/2016 | <0.01 | | | | | | | | |
| 9/26/2016 | | | | | | | | | |
| 9/28/2016 | <0.01 | | | | | | | | |
| 10/31/2016 | | | | | | | | | |
| 11/1/2016 | <0.01 | | | | | | | | |
| 1/9/2017 | | | | | | | | | |
| 1/11/2017 | <0.01 | | | | | | | | |
| 2/13/2017 | | | | | | | | | |
| 2/14/2017 | <0.01 | | | | | | | | |
| 4/3/2017 | | | | | | | | | |
| 4/4/2017 | <0.01 | | | | | | | | |
| 5/16/2017 | <0.01 | | | | | | | | |
| 6/12/2017 | | | | | | | | | |
| 6/14/2017 | <0.01 | | | | | | | | |
| 1/29/2018 | | | | | | | | | |
| 2/1/2018 | <0.01 | | | | | | | | |
| 5/9/2018 | <0.01 | | | | | | | | |
| 5/10/2018 | | | | | | | | | |
| 10/9/2018 | <0.01 | | | | | | | | |
| 3/6/2019 | | <0.01 | <0.01 | <0.01 | | | | | |
| 4/22/2019 | | | | | | | | | |
| 4/29/2019 | | | | | | | | | |
| 5/1/2019 | <0.01 | | | | | | | | |
| 8/27/2019 | <0.01 | | | | | | | | |
| 8/28/2019 | | | | <0.01 | | | | | |
| 9/3/2019 | | <0.01 | <0.01 | | | | | | |
| 3/3/2020 | <0.01 | | | | | | | | |
| 3/5/2020 | | | | | | | | | <0.01 |
| 3/9/2020 | | | | <0.01 | <0.01 | <0.01 | | | |
| 3/10/2020 | | <0.01 | <0.01 | | | | 0.00228 (J) | <0.01 | |
| 10/13/2020 | | | | <0.01 | | | | | |
| 10/14/2020 | | | | | <0.01 | | | | <0.01 |
| 10/15/2020 | | | | | | | | <0.01 | |
| 10/19/2020 | | <0.01 | <0.01 | | | <0.01 | | | |
| 10/20/2020 | | | | | | | <0.01 | | |
| 10/21/2020 | <0.01 | | | | | | | | |

# Time Series

Constituent: Selenium (mg/L) Analysis Run 1/13/2021 12:45 PM

Plant Miller Client: Southern Company Data: Miller Ash Pond

| | MR-AP-MW-34H | MR-AP-MW-35H | MR-AP-MW-37H | MR-AP-MW-3D | MR-AP-MW-3S |
|---|---|---|---|---|---|
| 7/19/2016 | | | | <0.01 | <0.01 |
| 7/25/2016 | | | | | |
| 9/26/2016 | | | | <0.01 | <0.01 |
| 9/28/2016 | | | | | |
| 10/31/2016 | | | | <0.01 | <0.01 |
| 11/1/2016 | | | | | |
| 1/9/2017 | | | | <0.01 | <0.01 |
| 1/11/2017 | | | | | |
| 2/13/2017 | | | | <0.01 | <0.01 |
| 2/14/2017 | | | | | |
| 4/3/2017 | | | | <0.01 | <0.01 |
| 4/4/2017 | | | | | |
| 5/16/2017 | | | | <0.01 | <0.01 |
| 6/12/2017 | | | | <0.01 | <0.01 |
| 6/14/2017 | | | | | |
| 1/29/2018 | | | | <0.01 | <0.01 |
| 2/1/2018 | | | | | |
| 5/9/2018 | | | | | |
| 5/10/2018 | | | | <0.01 | <0.01 |
| 10/9/2018 | | | | <0.01 | <0.01 |
| 3/6/2019 | | | | | |
| 4/22/2019 | | | | | <0.01 |
| 4/29/2019 | | | | <0.01 | |
| 5/1/2019 | | | | | |
| 8/27/2019 | | | | <0.01 | <0.01 |
| 8/28/2019 | | | | | |
| 9/3/2019 | | | | | |
| 3/3/2020 | | | | <0.01 | <0.01 |
| 3/5/2020 | | | | | |
| 3/9/2020 | 0.0461 | | <0.01 | | |
| 3/10/2020 | | <0.01 | | | |
| 10/13/2020 | | <0.01 | | <0.01 | <0.01 |
| 10/14/2020 | | | | | |
| 10/15/2020 | | | | | |
| 10/19/2020 | | | <0.01 | | |
| 10/20/2020 | | | | | |
| 10/21/2020 | <0.01 | | | | |

# Time Series

Constituent: Selenium (mg/L) Analysis Run 1/13/2021 12:45 PM

Plant Miller Client: Southern Company Data: Miller Ash Pond

| | MR-AP-MW-4 | MR-AP-MW-4V | MR-AP-MW-5 | MR-AP-MW-6 | MR-AP-MW-6V | MR-AP-MW-7D | MR-AP-MW-7S | MR-AP-MW-8D | MR-AP-MW-8S |
|---|---|---|---|---|---|---|---|---|---|
| 7/19/2016 | <0.01 | | | | | | | | |
| 7/20/2016 | | | | | | | | | |
| 7/21/2016 | | | | | | <0.01 | <0.01 | | |
| 7/25/2016 | | | | | | | | <0.01 | <0.01 |
| 7/26/2016 | | | <0.01 | <0.01 | | | | | |
| 9/27/2016 | 0.0023 (J) | | | | | <0.01 | <0.01 | | <0.01 |
| 9/28/2016 | | | <0.01 | <0.01 | | | | <0.01 | |
| 11/1/2016 | <0.01 | | | <0.01 | | <0.01 | <0.01 | <0.01 | <0.01 |
| 11/2/2016 | | | <0.01 | | | | | | |
| 1/9/2017 | 0.00278 (J) | | | <0.01 | | | | | |
| 1/10/2017 | | | <0.01 | | | <0.01 | <0.01 | <0.01 | <0.01 |
| 1/12/2017 | | | | | | | | | |
| 2/13/2017 | 0.00291 (J) | | | <0.01 | | | | | |
| 2/14/2017 | | | <0.01 | | | <0.01 | <0.01 | | <0.01 |
| 2/15/2017 | | | | | | | | <0.01 | |
| 4/3/2017 | | | <0.01 | <0.01 | | | | | |
| 4/4/2017 | 0.00343 (J) | | | | | <0.01 | <0.01 | <0.01 | <0.01 |
| 4/6/2017 | | | | | | | | | |
| 5/16/2017 | 0.003 (J) | | | <0.01 | | <0.01 | <0.01 | | <0.01 |
| 5/17/2017 | | | <0.01 | | | | | <0.01 | |
| 6/12/2017 | 0.00255 (J) | | <0.01 | <0.01 | | | | | |
| 6/13/2017 | | | | | | <0.01 | <0.01 | <0.01 | <0.01 |
| 6/14/2017 | | | | | | | | | |
| 1/29/2018 | 0.00273 (J) | | | | | <0.01 | | | |
| 1/30/2018 | | | | | | | <0.01 | <0.01 | <0.01 |
| 2/1/2018 | | | <0.01 | <0.01 | | | | | |
| 5/8/2018 | | | | | | | | | |
| 5/9/2018 | <0.01 | | <0.01 | <0.01 | | <0.01 | <0.01 | <0.01 | 0.00359 (J) |
| 10/8/2018 | <0.01 | | <0.01 | <0.01 | | | | | |
| 10/9/2018 | | | | | | <0.01 | <0.01 | <0.01 | <0.01 |
| 2/20/2019 | | | | | | | | | |
| 3/5/2019 | | <0.01 | | | <0.01 | | | | |
| 4/23/2019 | | | <0.01 | <0.01 | | | | | |
| 4/24/2019 | | | | | | <0.01 | <0.01 | <0.01 | <0.01 |
| 4/29/2019 | <0.01 | | | | | | | | |
| 8/27/2019 | <0.01 | <0.01 | | | | | | | |
| 8/28/2019 | | | <0.01 | <0.01 | <0.01 | <0.01 | <0.01 | <0.01 | <0.01 |
| 8/29/2019 | | | | | | | | | |
| 9/24/2019 | | | | | | | | | |
| 3/2/2020 | | | <0.01 | | | | | | |
| 3/3/2020 | | | | <0.01 | <0.01 | <0.01 | <0.01 | <0.01 | 0.00202 (J) |
| 3/4/2020 | <0.01 | <0.01 | | | | | | | |
| 3/25/2020 | | | | | | | | | |
| 9/23/2020 | | | | | | | | | |
| 10/14/2020 | <0.01 | <0.01 | | | | | | | |
| 10/19/2020 | | | | | <0.01 | | | | |
| 10/20/2020 | | | | <0.01 | | | | | |
| 10/21/2020 | | | <0.01 | | | | | | |

# Time Series

Constituent: Selenium (mg/L) Analysis Run 1/13/2021 12:45 PM

Plant Miller Client: Southern Company Data: Miller Ash Pond

| | MR-AP-MW-9D | MR-AP-MW-9S | MR-AP-PZ-5 | GS-AP-MW-17V ... | MR-AP-MW-22S ... |
|---|---|---|---|---|---|
| 7/19/2016 | | | | | |
| 7/20/2016 | <0.01 | <0.01 | | | |
| 7/21/2016 | | | | | |
| 7/25/2016 | | | | | |
| 7/26/2016 | | | <0.01 | | |
| 9/27/2016 | | <0.01 | | | |
| 9/28/2016 | <0.01 | | <0.01 | | |
| 11/1/2016 | <0.01 | | | | |
| 11/2/2016 | | <0.01 | <0.01 | | |
| 1/9/2017 | | | | | |
| 1/10/2017 | <0.01 | | | | |
| 1/12/2017 | | <0.01 | <0.01 | | |
| 2/13/2017 | | | <0.01 | | |
| 2/14/2017 | | | | | |
| 2/15/2017 | <0.01 | 0.00211 (J) | | | |
| 4/3/2017 | | | <0.01 | | |
| 4/4/2017 | <0.01 | | | | |
| 4/6/2017 | | <0.01 | | | |
| 5/16/2017 | | | | | |
| 5/17/2017 | <0.01 | <0.01 | <0.01 | | |
| 6/12/2017 | | | <0.01 | | |
| 6/13/2017 | <0.01 | | | | |
| 6/14/2017 | | <0.01 | | | |
| 1/29/2018 | | | | | |
| 1/30/2018 | <0.01 | 0.00357 (J) | | | |
| 2/1/2018 | | | <0.01 | | |
| 5/8/2018 | <0.01 | <0.01 | | | |
| 5/9/2018 | | | <0.01 | | |
| 10/8/2018 | | | <0.01 | | |
| 10/9/2018 | <0.01 | <0.01 | | | |
| 2/20/2019 | | | | <0.01 | |
| 3/5/2019 | | | | | |
| 4/23/2019 | | | <0.01 | | |
| 4/24/2019 | <0.01 | <0.01 | | | |
| 4/29/2019 | | | | | |
| 8/27/2019 | <0.01 | <0.01 | | | |
| 8/28/2019 | | | | | |
| 8/29/2019 | | | <0.01 | | |
| 9/24/2019 | | | | <0.01 | |
| 3/2/2020 | | | <0.01 | | |
| 3/3/2020 | <0.01 | 0.00584 (J) | | | |
| 3/4/2020 | | | | | |
| 3/25/2020 | | | | <0.01 | |
| 9/23/2020 | | | | <0.01 | |
| 10/14/2020 | | | | | <0.01 |
| 10/19/2020 | | | | | |
| 10/20/2020 | | | | | |
| 10/21/2020 | | | <0.01 | | |

# Time Series

Constituent: Selenium (mg/L) Analysis Run 1/13/2021 12:45 PM

Plant Miller Client: Southern Company Data: Miller Ash Pond

| | MR-AP-MW-23A ... | MR-AP-MW-9DR | MR-AP-MW-9SR | MR-AP-MW-14R | MR-AP-MW-13SR | MR-AP-MW-13DR | MR-AP-MW-7SR | MR-AP-MW-7DR | MR-AP-MW-22I ... |
|---|---|---|---|---|---|---|---|---|---|
| 10/14/2020 | <0.01 | | | | | | | | |
| 10/15/2020 | | <0.01 | <0.01 | | | | | | |
| 10/20/2020 | | | | <0.01 | <0.01 | <0.01 | <0.01 | <0.01 | <0.01 |
| 10/26/2020 | | | | | | | | | |
| 10/27/2020 | | | | | | | | | |

# Time Series

Constituent: Selenium (mg/L) Analysis Run 1/13/2021 12:45 PM

Plant Miller Client: Southern Company Data: Miller Ash Pond

| | MR-AP-MW-27HR | MR-AP-MW-36HR | MR-AP-MW-22D ... | MR-AP-MW-31H |
|---|---|---|---|---|
| 10/14/2020 | | | | |
| 10/15/2020 | | | | |
| 10/20/2020 | | | | |
| 10/26/2020 | <0.01 | | <0.01 | |
| 10/27/2020 | | <0.01 | | <0.01 |

# Time Series

Constituent: Sulfate (mg/L) Analysis Run 1/13/2021 12:45 PM

Plant Miller Client: Southern Company Data: Miller Ash Pond

| | GS-AP-MW-13 (bg) | GS-AP-MW-8 (bg) | MR-AP-MW-1 | MR-AP-MW-10 | MR-AP-MW-11 | MR-AP-MW-12 | MR-AP-MW-13D | MR-AP-MW-13S | MR-AP-MW-14 |
|---|---|---|---|---|---|---|---|---|---|
| 7/19/2016 | | | | | | | | | |
| 7/20/2016 | | | | | | 895 | 58.9 | 125 | 39.9 |
| 7/25/2016 | | | 585 | 787 | 637 | | | | |
| 8/2/2016 | 12 | | | | | | | | |
| 8/3/2016 | | 4.2 | | | | | | | |
| 9/20/2016 | 11.2 | | | | | | | | |
| 9/21/2016 | | 4.27 | | | | | | | |
| 9/26/2016 | | | 480 | | | | | | 42.2 |
| 9/27/2016 | | | | 714 | 612 | 841 | 115 | 116 | |
| 10/25/2016 | 10.1 | 2.78 | | | | | | | |
| 10/31/2016 | | | | 741 | | | | | 42.7 |
| 11/1/2016 | | | | | 619 | 829 | 87.8 | 108 | |
| 11/2/2016 | | | 462 | | | | | | |
| 12/13/2016 | 11.4 | 3.18 | | | | | | | |
| 1/9/2017 | | | | | | | | | 45.5 |
| 1/11/2017 | | | 515 | 731 | | 855 | 87.1 | 128 | |
| 1/12/2017 | | | | | 654 | | | | |
| 2/6/2017 | | 3.74 | | | | | | | |
| 2/8/2017 | 10.9 | | | | | | | | |
| 2/14/2017 | | | | 670 | | | | | 39 |
| 2/15/2017 | | | | | | 860 | 82 | 110 | |
| 3/28/2017 | | 3.4 (JD) | | | | | | | |
| 3/29/2017 | 11 (D) | | | | | | | | |
| 3/30/2017 | | | 470 | | 650 | | | | |
| 4/3/2017 | | | 560 | | | | | | |
| 4/4/2017 | | | | | 690 | 1100 | 82 | | 41 |
| 4/6/2017 | | | | 640 | | | | 120 | |
| 4/24/2017 | | 2.7 (JD) | | | | | | | |
| 4/26/2017 | 11 (D) | | | | | | | | |
| 5/15/2017 | | | 410 | | | 900 | | | |
| 5/16/2017 | | | | | 590 | | | | |
| 5/17/2017 | | | | 620 | | | 66 | 110 | 37 |
| 6/7/2017 | 11 | 2.7 (J) | | | | | | | |
| 6/12/2017 | | | | | | | | | |
| 6/13/2017 | | | | 950 | | | 79 | 120 | 43 |
| 6/14/2017 | | | 450 | | 620 | 1100 | | | |
| 8/21/2017 | | 3.9 (J) | | | | | | | |
| 8/22/2017 | 11 | | | | | | | | |
| 9/19/2017 | | | 430 | | 630 | | 69 | 120 | 41 |
| 9/21/2017 | | | | 660 | | 1100 | | | |
| 3/27/2018 | | | 430 | | 620 | | | | |
| 3/28/2018 | | | | 730 | | 1300 | 70 | 120 | 42 |
| 5/7/2018 | | | | | | | | | |
| 5/8/2018 | | | | | 550 | 1400 | 70 | 120 | 42 |
| 5/9/2018 | | | 460 | | | | | | |
| 5/10/2018 | | | | 680 | | | | | |
| 5/15/2018 | 11 | 2.5 (J) | | | | | | | |
| 10/8/2018 | | | | 750 | | 1500 | | | |
| 10/9/2018 | | | 420 | | 450 | | 54 | 120 | 41 |
| 10/16/2018 | | 2.4 (J) | | | | | | | |
| 10/17/2018 | 12 | | | | | | | | |
| 3/6/2019 | | | | | | | | | |

# Time Series

Constituent: Sulfate (mg/L) Analysis Run 1/13/2021 12:45 PM

Plant Miller Client: Southern Company Data: Miller Ash Pond

| | GS-AP-MW-13 (bg) | GS-AP-MW-8 (bg) | MR-AP-MW-1 | MR-AP-MW-10 | MR-AP-MW-11 | MR-AP-MW-12 | MR-AP-MW-13D | MR-AP-MW-13S | MR-AP-MW-14 |
|---|---|---|---|---|---|---|---|---|---|
| 4/16/2019 | 12.1 | 4.53 | | | | | | | |
| 4/24/2019 | | | | 950 | | | 92.4 | 131 | 47.2 |
| 5/1/2019 | | | 309 | | 549 | | | | |
| 8/27/2019 | | | 639 | | | | | | |
| 8/28/2019 | | | | | 605 | 1780 | | | 51.8 |
| 8/29/2019 | | | | 847 | | | 82.7 | 137 | |
| 9/24/2019 | | 6.61 | | | | | | | |
| 3/3/2020 | | | | | 618 | | | | |
| 3/4/2020 | | | | | | | | | 45.2 |
| 3/9/2020 | | | 341 | 1010 | | | 62.1 | 129 | |
| 3/10/2020 | | | | | | 1580 | | | |
| 3/18/2020 | | 4.86 | | | | | | | |
| 9/21/2020 | | 4.69 | | | | | | | |
| 10/13/2020 | | | | | | | | | |
| 10/14/2020 | | | | | | | | | |
| 10/19/2020 | | | 233 | 781 | | 1630 | | | |
| 10/20/2020 | | | | | 575 | | | | |

# Time Series

Constituent: Sulfate (mg/L) Analysis Run 1/13/2021 12:45 PM

Plant Miller Client: Southern Company Data: Miller Ash Pond

| | MR-AP-MW-15 | MR-AP-MW-16 | MR-AP-MW-17H | MR-AP-MW-18H | MR-AP-MW-19HA |
|---|---|---|---|---|---|
| 7/19/2016 | 69.3 | 683 | | | |
| 7/20/2016 | | | | | |
| 7/25/2016 | | | | | |
| 8/2/2016 | | | | | |
| 8/3/2016 | | | | | |
| 9/20/2016 | | | | | |
| 9/21/2016 | | | | | |
| 9/26/2016 | 74.7 | 707 | | | |
| 9/27/2016 | | | | | |
| 10/25/2016 | | | | | |
| 10/31/2016 | 80.6 | 610 | | | |
| 11/1/2016 | | | | | |
| 11/2/2016 | | | | | |
| 12/13/2016 | | | | | |
| 1/9/2017 | 77.9 | 707 | | | |
| 1/11/2017 | | | | | |
| 1/12/2017 | | | | | |
| 2/6/2017 | | | | | |
| 2/8/2017 | | | | | |
| 2/14/2017 | 68 | 670 | | | |
| 2/15/2017 | | | | | |
| 3/28/2017 | | | | | |
| 3/29/2017 | | | | | |
| 3/30/2017 | | | | | |
| 4/3/2017 | | 520 | | | |
| 4/4/2017 | 71 | | | | |
| 4/6/2017 | | | | | |
| 4/24/2017 | | | | | |
| 4/26/2017 | | | | | |
| 5/15/2017 | | | | | |
| 5/16/2017 | 62 | 470 | | | |
| 5/17/2017 | | | | | |
| 6/7/2017 | | | | | |
| 6/12/2017 | 77 | 510 | | | |
| 6/13/2017 | | | | | |
| 6/14/2017 | | | | | |
| 8/21/2017 | | | | | |
| 8/22/2017 | | | | | |
| 9/19/2017 | 72 | 460 | | | |
| 9/21/2017 | | | | | |
| 3/27/2018 | | | | | |
| 3/28/2018 | 73 | 450 | | | |
| 5/7/2018 | 77 | 430 | | | |
| 5/8/2018 | | | | | |
| 5/9/2018 | | | | | |
| 5/10/2018 | | | | | |
| 5/15/2018 | | | | | |
| 10/8/2018 | | | | | |
| 10/9/2018 | 76 | 580 | | | |
| 10/16/2018 | | | | | |
| 10/17/2018 | | | | | |
| 3/6/2019 | | | 60.4 | 158 | |

# Time Series

Constituent: Sulfate (mg/L) Analysis Run 1/13/2021 12:45 PM

Plant Miller Client: Southern Company Data: Miller Ash Pond

| | MR-AP-MW-15 | MR-AP-MW-16 | MR-AP-MW-17H | MR-AP-MW-18H | MR-AP-MW-19HA |
|---|---|---|---|---|---|
| 4/16/2019 | | | | | |
| 4/24/2019 | 91.9 | 385 | | | |
| 5/1/2019 | | | | | |
| 8/27/2019 | | | 83.6 | 427 | |
| 8/28/2019 | 227 | 384 | | | |
| 8/29/2019 | | | | | |
| 9/24/2019 | | | | | |
| 3/3/2020 | | 198 | | | |
| 3/4/2020 | 93.9 | | | | |
| 3/9/2020 | | | | | 35 |
| 3/10/2020 | | | 51.9 | 98.1 | |
| 3/18/2020 | | | | | |
| 9/21/2020 | | | | | |
| 10/13/2020 | 107 | 366 | 81.6 | 362 | |
| 10/14/2020 | | | | | 83.1 |
| 10/19/2020 | | | | | |
| 10/20/2020 | | | | | |

# Time Series

Constituent: Sulfate (mg/L) Analysis Run 1/13/2021 12:45 PM

Plant Miller Client: Southern Company Data: Miller Ash Pond

| | MR-AP-MW-2 | MR-AP-MW-20H | MR-AP-MW-20HS | MR-AP-MW-21 (bg) | MR-AP-MW-23 (bg) | MR-AP-MW-28H | MR-AP-MW-30H | MR-AP-MW-32H | MR-AP-MW-33H |
|---|---|---|---|---|---|---|---|---|---|
| 7/19/2016 | | | | | | | | | |
| 7/25/2016 | 1340 | | | | | | | | |
| 9/26/2016 | | | | | | | | | |
| 9/28/2016 | 1680 | | | | | | | | |
| 10/31/2016 | | | | | | | | | |
| 11/1/2016 | 1430 | | | | | | | | |
| 1/9/2017 | | | | | | | | | |
| 1/11/2017 | 1550 | | | | | | | | |
| 2/14/2017 | 1500 | | | | | | | | |
| 3/29/2017 | | | | | | | | | |
| 4/3/2017 | | | | | | | | | |
| 4/4/2017 | 1700 | | | | | | | | |
| 5/16/2017 | 1500 | | | | | | | | |
| 6/12/2017 | | | | | | | | | |
| 6/14/2017 | 1700 | | | | | | | | |
| 9/20/2017 | 1400 | | | | | | | | |
| 3/27/2018 | 1500 | | | | | | | | |
| 5/9/2018 | 1300 | | | | | | | | |
| 5/10/2018 | | | | | | | | | |
| 10/9/2018 | 1500 | | | | | | | | |
| 3/6/2019 | | 904 | 619 | 116 | | | | | |
| 4/22/2019 | | | | | | | | | |
| 4/29/2019 | | | | | | | | | |
| 5/1/2019 | 1580 | | | | | | | | |
| 8/27/2019 | 1570 | | | | | | | | |
| 8/28/2019 | | | | 108 | | | | | |
| 9/3/2019 | | 820 | 529 | | | | | | |
| 3/3/2020 | 1690 | | | | | | | | |
| 3/5/2020 | | | | | | | | | 679 |
| 3/9/2020 | | | | 111 | 0.908 (J) | 105 | | | |
| 3/10/2020 | | 793 | 550 | | | | 820 | 16.3 | |
| 10/13/2020 | | | | 135 | | | | | |
| 10/14/2020 | | | | | 1.1 | | | | 700 |
| 10/15/2020 | | | | | | | | 7.29 | |
| 10/19/2020 | | 634 | 475 | | | 173 | | | |
| 10/20/2020 | | | | | | | 850 | | |
| 10/21/2020 | 1360 | | | | | | | | |

# Time Series

Constituent: Sulfate (mg/L) Analysis Run 1/13/2021 12:45 PM

Plant Miller Client: Southern Company Data: Miller Ash Pond

| | MR-AP-MW-34H | MR-AP-MW-35H | MR-AP-MW-37H | MR-AP-MW-3D | MR-AP-MW-3S |
|---|---|---|---|---|---|
| 7/19/2016 | | | | 900 | 237 |
| 7/25/2016 | | | | | |
| 9/26/2016 | | | | 814 | 105 |
| 9/28/2016 | | | | | |
| 10/31/2016 | | | | 800 | 94.9 |
| 11/1/2016 | | | | | |
| 1/9/2017 | | | | 833 | 131 |
| 1/11/2017 | | | | | |
| 2/14/2017 | | | | | |
| 3/29/2017 | | | | 760 | 160 |
| 4/3/2017 | | | | 860 | 180 |
| 4/4/2017 | | | | | |
| 5/16/2017 | | | | 630 | 160 |
| 6/12/2017 | | | | 710 | 160 |
| 6/14/2017 | | | | | |
| 9/20/2017 | | | | 590 | 140 |
| 3/27/2018 | | | | 540 | 140 |
| 5/9/2018 | | | | | |
| 5/10/2018 | | | | 540 | 120 |
| 10/9/2018 | | | | 700 | 130 |
| 3/6/2019 | | | | | |
| 4/22/2019 | | | | | 249 |
| 4/29/2019 | | | | 484 | |
| 5/1/2019 | | | | | |
| 8/27/2019 | | | | 529 | 248 |
| 8/28/2019 | | | | | |
| 9/3/2019 | | | | | |
| 3/3/2020 | | | | 488 | 298 |
| 3/5/2020 | | | | | |
| 3/9/2020 | 220 | | 31.5 | | |
| 3/10/2020 | | 182 | | | |
| 10/13/2020 | | 196 | | 473 | 236 |
| 10/14/2020 | | | | | |
| 10/15/2020 | | | | | |
| 10/19/2020 | | | 32.4 | | |
| 10/20/2020 | | | | | |
| 10/21/2020 | 279 | | | | |

# Time Series

Constituent: Sulfate (mg/L) Analysis Run 1/13/2021 12:45 PM

Plant Miller Client: Southern Company Data: Miller Ash Pond

| | MR-AP-MW-4 | MR-AP-MW-4V | MR-AP-MW-5 | MR-AP-MW-6 | MR-AP-MW-6V | MR-AP-MW-7D | MR-AP-MW-7S | MR-AP-MW-8D | MR-AP-MW-8S |
|---|---|---|---|---|---|---|---|---|---|
| 7/19/2016 | 981 | | | | | | | | |
| 7/20/2016 | | | | | | | | | |
| 7/21/2016 | | | | | | 367 | 277 | | |
| 7/25/2016 | | | | | | | | 321 | 363 |
| 7/26/2016 | | | 1040 | 532 | | | | | |
| 9/27/2016 | 958 | | | | | 347 | 258 | | 446 |
| 9/28/2016 | | | 1020 | 540 | | | | 368 | |
| 11/1/2016 | 933 | | | 521 | | 342 | 251 | 389 | 471 |
| 11/2/2016 | | | 1000 | | | | | | |
| 1/9/2017 | 896 | | | 543 | | | | | |
| 1/10/2017 | | | 995 | | | 333 | 257 | 483 | 604 |
| 1/12/2017 | | | | | | | | | |
| 2/14/2017 | | | 950 | | | 320 | 250 | | 460 |
| 2/15/2017 | | | | | | | | 420 | |
| 3/29/2017 | | | | 540 | | | | | |
| 3/30/2017 | 930 | | | | | | | | |
| 4/3/2017 | | | 1100 | 550 | | | | | |
| 4/4/2017 | 870 | | | | | 350 | 260 | 320 | 370 |
| 4/6/2017 | | | | | | | | | |
| 5/16/2017 | 780 | | | 490 | | 340 | 250 | | 320 |
| 5/17/2017 | | | 930 | | | | | 300 | |
| 6/12/2017 | 790 | | 940 | 560 | | | | | |
| 6/13/2017 | | | | | | 360 | 260 | 300 | 330 |
| 6/14/2017 | | | | | | | | | |
| 9/18/2017 | | | 830 | 510 | | 340 | 240 | | |
| 9/19/2017 | | | | | | | | 350 | 310 |
| 9/20/2017 | 710 | | | | | | | | |
| 3/27/2018 | 620 | | 780 | 510 | | 340 | 240 | | |
| 3/28/2018 | | | | | | | | 400 | 280 |
| 5/8/2018 | | | | | | | | | |
| 5/9/2018 | 600 | | 790 | 500 | | 340 | 210 | 370 | 240 |
| 10/8/2018 | 650 | | 820 | 490 | | | | | |
| 10/9/2018 | | | | | | 360 | 220 | 400 | 330 |
| 2/20/2019 | | | | | | | | | |
| 3/5/2019 | | 553 | | | 526 | | | | |
| 4/23/2019 | | | 884 | 638 | | | | | |
| 4/24/2019 | | | | | | 364 | 239 | 461 | 315 |
| 4/29/2019 | 758 | | | | | | | | |
| 8/27/2019 | 670 | 706 | | | | | | | |
| 8/28/2019 | | | 818 | 609 | 228 | 371 | 258 | 439 | 366 |
| 8/29/2019 | | | | | | | | | |
| 9/24/2019 | | | | | | | | | |
| 3/2/2020 | | | 859 | | | | | | |
| 3/3/2020 | | | | 600 | 309 | 419 | 295 | 500 | 309 |
| 3/4/2020 | 604 | 498 | | | | | | | |
| 3/25/2020 | | | | | | | | | |
| 9/23/2020 | | | | | | | | | |
| 10/14/2020 | 527 | 554 | | | | | | | |
| 10/19/2020 | | | | | 238 | | | | |
| 10/20/2020 | | | | 513 | | | | | |
| 10/21/2020 | | | 669 | | | | | | |

# Time Series

Constituent: Sulfate (mg/L) Analysis Run 1/13/2021 12:45 PM

Plant Miller Client: Southern Company Data: Miller Ash Pond

| | MR-AP-MW-9D | MR-AP-MW-9S | MR-AP-PZ-5 | GS-AP-MW-17V ... | MR-AP-MW-22S ... |
|---|---|---|---|---|---|
| 7/19/2016 | | | | | |
| 7/20/2016 | 475 | 793 | | | |
| 7/21/2016 | | | | | |
| 7/25/2016 | | | | | |
| 7/26/2016 | | | 487 | | |
| 9/27/2016 | | 674 | | | |
| 9/28/2016 | 474 | | 422 | | |
| 11/1/2016 | 470 | | | | |
| 11/2/2016 | | 794 | 345 | | |
| 1/9/2017 | | | | | |
| 1/10/2017 | 480 | | | | |
| 1/12/2017 | | 555 | 281 | | |
| 2/14/2017 | | | | | |
| 2/15/2017 | 460 | 86 | | | |
| 3/29/2017 | | | | | |
| 3/30/2017 | | | 160 | | |
| 4/3/2017 | | | 190 | | |
| 4/4/2017 | 530 | | | | |
| 4/6/2017 | | 65 | | | |
| 5/16/2017 | | | | | |
| 5/17/2017 | 450 | 410 | 190 | | |
| 6/12/2017 | | | 150 | | |
| 6/13/2017 | 510 | | | | |
| 6/14/2017 | | 410 | | | |
| 9/18/2017 | | | 86 | | |
| 9/19/2017 | 470 | 380 | | | |
| 9/20/2017 | | | | | |
| 3/27/2018 | | | 31 | | |
| 3/28/2018 | 470 | 450 | | | |
| 5/8/2018 | 440 | 360 | | | |
| 5/9/2018 | | | 29 | | |
| 10/8/2018 | | | 4.7 (J) | | |
| 10/9/2018 | 340 | 340 | | | |
| 2/20/2019 | | | | 15.2 | |
| 3/5/2019 | | | | | |
| 4/23/2019 | | | 8.17 | | |
| 4/24/2019 | 486 | 513 | | | |
| 4/29/2019 | | | | | |
| 8/27/2019 | 490 | 553 | | | |
| 8/28/2019 | | | | | |
| 8/29/2019 | | | 92 | | |
| 9/24/2019 | | | | 11.8 | |
| 3/2/2020 | | | 19.8 | | |
| 3/3/2020 | 585 | 425 | | | |
| 3/4/2020 | | | | | |
| 3/25/2020 | | | | 9.69 | |
| 9/23/2020 | | | | 11.1 | |
| 10/14/2020 | | | | | 184 |
| 10/19/2020 | | | | | |
| 10/20/2020 | | | | | |
| 10/21/2020 | | | 7.39 | | |

# Time Series

Constituent: Sulfate (mg/L) Analysis Run 1/13/2021 12:45 PM

Plant Miller Client: Southern Company Data: Miller Ash Pond

| | MR-AP-MW-23A ... | MR-AP-MW-9DR | MR-AP-MW-9SR | MR-AP-MW-14R | MR-AP-MW-13SR | MR-AP-MW-13DR | MR-AP-MW-7SR | MR-AP-MW-7DR | MR-AP-MW-22I ... |
|---|---|---|---|---|---|---|---|---|---|
| 10/14/2020 | 5.51 | | | | | | | | |
| 10/15/2020 | | 303 | 339 | | | | | | |
| 10/20/2020 | | | | 39.3 | 285 | 65.8 | 268 | 384 | 36.4 |
| 10/26/2020 | | | | | | | | | |
| 10/27/2020 | | | | | | | | | |

# Time Series

Constituent: Sulfate (mg/L) Analysis Run 1/13/2021 12:45 PM

Plant Miller Client: Southern Company Data: Miller Ash Pond

| | MR-AP-MW-27HR | MR-AP-MW-36HR | MR-AP-MW-22D | ... | MR-AP-MW-31H |
|---|---|---|---|---|---|
| 10/14/2020 | | | | | |
| 10/15/2020 | | | | | |
| 10/20/2020 | | | | | |
| 10/26/2020 | 61.6 | | 7.91 | | |
| 10/27/2020 | | 285 | | | 410 |

# Time Series

Constituent: TDS (mg/L) Analysis Run 1/13/2021 12:45 PM

Plant Miller Client: Southern Company Data: Miller Ash Pond

| | GS-AP-MW-13 (bg) | GS-AP-MW-8 (bg) | MR-AP-MW-1 | MR-AP-MW-10 | MR-AP-MW-11 | MR-AP-MW-12 | MR-AP-MW-13D | MR-AP-MW-13S | MR-AP-MW-14 |
|---|---|---|---|---|---|---|---|---|---|
| 7/19/2016 | | | | | | | | | |
| 7/20/2016 | | | | | | 1620 | 307 | 319 | 207 |
| 7/25/2016 | | | 1060 | 1440 | 456 | | | | |
| 8/2/2016 | 221 | | | | | | | | |
| 8/3/2016 | | 113 | | | | | | | |
| 9/20/2016 | 221 | | | | | | | | |
| 9/21/2016 | | 128 | | | | | | | |
| 9/26/2016 | | | 852 | | | | | | 211 |
| 9/27/2016 | | | | 1310 | 1170 | 1560 | 446 | 306 | |
| 10/25/2016 | 226 | 121 | | | | | | | |
| 10/31/2016 | | | | 1360 | | | | | 213 |
| 11/1/2016 | | | | | 1160 | 1580 | 398 | 305 | |
| 11/2/2016 | | | 888 | | | | | | |
| 12/13/2016 | 211 | 101 | | | | | | | |
| 1/9/2017 | | | | | | | | | 219 |
| 1/11/2017 | | | 920 | 1310 | | 1570 | 338 | 308 | |
| 1/12/2017 | | | | | 1180 | | | | |
| 2/6/2017 | | 108 | | | | | | | |
| 2/8/2017 | 212 | | | | | | | | |
| 2/13/2017 | | | 848 | | 1130 | | | | |
| 2/14/2017 | | | | 1270 | | | | | 199 |
| 2/15/2017 | | | | | | 1470 | 342 | 305 | |
| 3/28/2017 | | 91 | | | | | | | |
| 3/29/2017 | 217 | | | | | | | | |
| 4/3/2017 | | | 1000 | | | | | | |
| 4/4/2017 | | | | | 1140 | 1840 | 328 | | 209 |
| 4/6/2017 | | | | 1320 | | | | 315 | |
| 4/24/2017 | | 89.3 | | | | | | | |
| 4/26/2017 | 202 | | | | | | | | |
| 5/15/2017 | | | 870 | | | 1660 | | | |
| 5/16/2017 | | | | | 1080 | | | | |
| 5/17/2017 | | | | 1280 | | | 336 | 335 | 213 |
| 6/7/2017 | 218 | 84 | | | | | | | |
| 6/12/2017 | | | | | | | | | |
| 6/13/2017 | | | | 1310 | | | 319 | 331 | 217 |
| 6/14/2017 | | | 910 | | 1220 | 1960 | | | |
| 8/21/2017 | | 91.3 | | | | | | | |
| 8/22/2017 | 224 | | | | | | | | |
| 9/19/2017 | | | 824 | | 1140 | | 315 | 328 | 230 |
| 9/21/2017 | | | | 1350 | | 2030 | | | |
| 5/7/2018 | | | | | | | | | |
| 5/8/2018 | | | | | 1070 | 2400 | 326 | 326 | 224 |
| 5/9/2018 | | | 1020 | | | | | | |
| 5/10/2018 | | | | 1310 | | | | | |
| 5/15/2018 | 209 | 94.7 | | | | | | | |
| 10/8/2018 | | | | 1430 (D) | | 2630 (D) | | | |
| 10/9/2018 | | | 830 (D) | | 1010 (D) | | 283 (D) | 304 (D) | 213 (D) |
| 10/16/2018 | | 76.7 | | | | | | | |
| 10/17/2018 | 208 | | | | | | | | |
| 3/6/2019 | | | | | | | | | |
| 4/16/2019 | 185 | 92 | | | | | | | |
| 4/24/2019 | | | | 1460 | | | 323 | 306 | 218 |

# Time Series

Constituent: TDS (mg/L) Analysis Run 1/13/2021 12:45 PM

Plant Miller Client: Southern Company Data: Miller Ash Pond

| | GS-AP-MW-13 (bg) | GS-AP-MW-8 (bg) | MR-AP-MW-1 | MR-AP-MW-10 | MR-AP-MW-11 | MR-AP-MW-12 | MR-AP-MW-13D | MR-AP-MW-13S | MR-AP-MW-14 |
|---|---|---|---|---|---|---|---|---|---|
| 5/1/2019 | | | 694 | | 996 | | | | |
| 8/27/2019 | | | 1120 | | | | | | |
| 8/28/2019 | | | | | 1050 | 2850 | | | 213 |
| 8/29/2019 | | | | 1550 | | | 307 | 323 | |
| 9/24/2019 | | 109 | | | | | | | |
| 3/3/2020 | | | | | 1070 | | | | |
| 3/4/2020 | | | | | | | | | 232 |
| 3/9/2020 | | | 815 | 1720 | | | 288 | 329 | |
| 3/10/2020 | | | | | | 2420 | | | |
| 3/18/2020 | | 90.7 | | | | | | | |
| 9/21/2020 | | 94 | | | | | | | |
| 10/13/2020 | | | | | | | | | |
| 10/14/2020 | | | | | | | | | |
| 10/19/2020 | | | 530 | 1430 | | 2540 | | | |
| 10/20/2020 | | | | | 1050 | | | | |

# Time Series

Constituent: TDS (mg/L) Analysis Run 1/13/2021 12:45 PM

Plant Miller Client: Southern Company Data: Miller Ash Pond

| | MR-AP-MW-15 | MR-AP-MW-16 | MR-AP-MW-17H | MR-AP-MW-18H | MR-AP-MW-19HA |
|---|---|---|---|---|---|
| 7/19/2016 | 255 | 1080 | | | |
| 7/20/2016 | | | | | |
| 7/25/2016 | | | | | |
| 8/2/2016 | | | | | |
| 8/3/2016 | | | | | |
| 9/20/2016 | | | | | |
| 9/21/2016 | | | | | |
| 9/26/2016 | 259 | 1140 | | | |
| 9/27/2016 | | | | | |
| 10/25/2016 | | | | | |
| 10/31/2016 | 265 | 1010 | | | |
| 11/1/2016 | | | | | |
| 11/2/2016 | | | | | |
| 12/13/2016 | | | | | |
| 1/9/2017 | 276 | 1250 | | | |
| 1/11/2017 | | | | | |
| 1/12/2017 | | | | | |
| 2/6/2017 | | | | | |
| 2/8/2017 | | | | | |
| 2/13/2017 | | | | | |
| 2/14/2017 | 246 | 1180 | | | |
| 2/15/2017 | | | | | |
| 3/28/2017 | | | | | |
| 3/29/2017 | | | | | |
| 4/3/2017 | | 846 | | | |
| 4/4/2017 | 257 | | | | |
| 4/6/2017 | | | | | |
| 4/24/2017 | | | | | |
| 4/26/2017 | | | | | |
| 5/15/2017 | | | | | |
| 5/16/2017 | 283 | 880 | | | |
| 5/17/2017 | | | | | |
| 6/7/2017 | | | | | |
| 6/12/2017 | 266 | 872 | | | |
| 6/13/2017 | | | | | |
| 6/14/2017 | | | | | |
| 8/21/2017 | | | | | |
| 8/22/2017 | | | | | |
| 9/19/2017 | 266 | 848 | | | |
| 9/21/2017 | | | | | |
| 5/7/2018 | 264 | 742 | | | |
| 5/8/2018 | | | | | |
| 5/9/2018 | | | | | |
| 5/10/2018 | | | | | |
| 5/15/2018 | | | | | |
| 10/8/2018 | | | | | |
| 10/9/2018 | 239 (D) | 982 (D) | | | |
| 10/16/2018 | | | | | |
| 10/17/2018 | | | | | |
| 3/6/2019 | | | 389 | 398 | |
| 4/16/2019 | | | | | |
| 4/24/2019 | 234 | 646 | | | |

# Time Series

Constituent: TDS (mg/L) Analysis Run 1/13/2021 12:45 PM

Plant Miller Client: Southern Company Data: Miller Ash Pond

| | MR-AP-MW-15 | MR-AP-MW-16 | MR-AP-MW-17H | MR-AP-MW-18H | MR-AP-MW-19HA |
|---|---|---|---|---|---|
| 5/1/2019 | | | | | |
| 8/27/2019 | | | 436 | 937 | |
| 8/28/2019 | 397 | 642 | | | |
| 8/29/2019 | | | | | |
| 9/24/2019 | | | | | |
| 3/3/2020 | | 378 | | | |
| 3/4/2020 | 269 | | | | |
| 3/9/2020 | | | | | 900 |
| 3/10/2020 | | | 370 | 328 | |
| 3/18/2020 | | | | | |
| 9/21/2020 | | | | | |
| 10/13/2020 | 280 | 738 | 433 | 823 | |
| 10/14/2020 | | | | | 1300 |
| 10/19/2020 | | | | | |
| 10/20/2020 | | | | | |

# Time Series

Constituent: TDS (mg/L) Analysis Run 1/13/2021 12:45 PM

Plant Miller Client: Southern Company Data: Miller Ash Pond

| | MR-AP-MW-2 | MR-AP-MW-20H | MR-AP-MW-20HS | MR-AP-MW-21 (bg) | MR-AP-MW-23 (bg) | MR-AP-MW-28H | MR-AP-MW-30H | MR-AP-MW-32H | MR-AP-MW-33H |
|---|---|---|---|---|---|---|---|---|---|
| 7/19/2016 | | | | | | | | | |
| 7/25/2016 | 2040 | | | | | | | | |
| 9/26/2016 | | | | | | | | | |
| 9/28/2016 | 2420 | | | | | | | | |
| 10/31/2016 | | | | | | | | | |
| 11/1/2016 | 2180 | | | | | | | | |
| 1/9/2017 | | | | | | | | | |
| 1/11/2017 | 2320 | | | | | | | | |
| 2/13/2017 | | | | | | | | | |
| 2/14/2017 | 2380 | | | | | | | | |
| 4/3/2017 | | | | | | | | | |
| 4/4/2017 | 2360 | | | | | | | | |
| 5/16/2017 | 2400 | | | | | | | | |
| 6/12/2017 | | | | | | | | | |
| 6/14/2017 | 2520 | | | | | | | | |
| 9/20/2017 | 2500 | | | | | | | | |
| 5/9/2018 | 2040 | | | | | | | | |
| 5/10/2018 | | | | | | | | | |
| 10/9/2018 | 2460 (D) | | | | | | | | |
| 3/6/2019 | | 1260 | 894 | 397 | | | | | |
| 4/22/2019 | | | | | | | | | |
| 4/29/2019 | | | | | | | | | |
| 5/1/2019 | 2370 | | | | | | | | |
| 8/27/2019 | 2470 | | | | | | | | |
| 8/28/2019 | | | | 446 | | | | | |
| 9/3/2019 | | 1320 | 929 | | | | | | |
| 3/3/2020 | 2520 | | | | | | | | |
| 3/5/2020 | | | | | | | | | 1020 |
| 3/9/2020 | | | | 496 | 4720 | 375 | | | |
| 3/10/2020 | | 1290 | 944 | | | | 1720 | 216 | |
| 10/13/2020 | | | | 534 | | | | | |
| 10/14/2020 | | | | | 4840 | | | | 1170 |
| 10/15/2020 | | | | | | | | 232 | |
| 10/19/2020 | | 1130 | 862 | | | 458 | | | |
| 10/20/2020 | | | | | | | 1840 | | |
| 10/21/2020 | 2190 | | | | | | | | |

# Time Series

Constituent: TDS (mg/L) Analysis Run 1/13/2021 12:45 PM

Plant Miller Client: Southern Company Data: Miller Ash Pond

| | MR-AP-MW-34H | MR-AP-MW-35H | MR-AP-MW-37H | MR-AP-MW-3D | MR-AP-MW-3S |
|---|---|---|---|---|---|
| 7/19/2016 | | | | 1530 | 704 |
| 7/25/2016 | | | | | |
| 9/26/2016 | | | | 1480 | 594 |
| 9/28/2016 | | | | | |
| 10/31/2016 | | | | 1430 | 572 |
| 11/1/2016 | | | | | |
| 1/9/2017 | | | | 1500 | 608 |
| 1/11/2017 | | | | | |
| 2/13/2017 | | | | 1380 | 584 |
| 2/14/2017 | | | | | |
| 4/3/2017 | | | | 1370 | 606 |
| 4/4/2017 | | | | | |
| 5/16/2017 | | | | 1300 | 608 |
| 6/12/2017 | | | | 1300 | 644 |
| 6/14/2017 | | | | | |
| 9/20/2017 | | | | 1180 | 592 |
| 5/9/2018 | | | | | |
| 5/10/2018 | | | | 1060 | 606 |
| 10/9/2018 | | | | 1220 (D) | 536 (D) |
| 3/6/2019 | | | | | |
| 4/22/2019 | | | | | 930 |
| 4/29/2019 | | | | 956 | |
| 5/1/2019 | | | | | |
| 8/27/2019 | | | | 960 | 837 |
| 8/28/2019 | | | | | |
| 9/3/2019 | | | | | |
| 3/3/2020 | | | | 840 | 953 |
| 3/5/2020 | | | | | |
| 3/9/2020 | 1100 | | 312 | | |
| 3/10/2020 | | 438 | | | |
| 10/13/2020 | | 455 | | 937 | 793 |
| 10/14/2020 | | | | | |
| 10/15/2020 | | | | | |
| 10/19/2020 | | | 295 | | |
| 10/20/2020 | | | | | |
| 10/21/2020 | 1540 | | | | |

# Time Series

Constituent: TDS (mg/L) Analysis Run 1/13/2021 12:45 PM

Plant Miller Client: Southern Company Data: Miller Ash Pond

| | MR-AP-MW-4 | MR-AP-MW-4V | MR-AP-MW-5 | MR-AP-MW-6 | MR-AP-MW-6V | MR-AP-MW-7D | MR-AP-MW-7S | MR-AP-MW-8D | MR-AP-MW-8S |
|---|---|---|---|---|---|---|---|---|---|
| 7/19/2016 | 1520 | | | | | | | | |
| 7/20/2016 | | | | | | | | | |
| 7/21/2016 | | | | | | 756 | 640 | | |
| 7/25/2016 | | | | | | | | 592 | 686 |
| 7/26/2016 | | | 1630 | 868 | | | | | |
| 9/27/2016 | 1540 | | | | | 778 | 612 | | 828 |
| 9/28/2016 | | | 1600 | 884 | | | | 698 | |
| 11/1/2016 | 1510 | | | 862 | | 746 | 626 | 738 | 888 |
| 11/2/2016 | | | 1640 | | | | | | |
| 1/9/2017 | 1510 | | | 918 | | | | | |
| 1/10/2017 | | | 1660 | | | 714 | 610 | 772 | 1120 |
| 1/12/2017 | | | | | | | | | |
| 2/13/2017 | 1460 | | | 896 | | | | | |
| 2/14/2017 | | | 1600 | | | 744 | 608 | | 844 |
| 2/15/2017 | | | | | | | | 772 | |
| 4/3/2017 | | | 1600 | 852 | | | | | |
| 4/4/2017 | 1270 | | | | | 746 | 582 | 662 | 726 |
| 4/6/2017 | | | | | | | | | |
| 5/16/2017 | 1420 | | | 924 | | 772 | 630 | | 698 |
| 5/17/2017 | | | 1630 | | | | | 664 | |
| 6/12/2017 | 1380 | | 1770 | 928 | | | | | |
| 6/13/2017 | | | | | | 780 | 636 | 632 | 710 |
| 6/14/2017 | | | | | | | | | |
| 9/18/2017 | | | 1530 | 908 | | 770 | 618 | | |
| 9/19/2017 | | | | | | | | 700 | 698 |
| 9/20/2017 | 1270 | | | | | | | | |
| 5/8/2018 | | | | | | | | | |
| 5/9/2018 | 1040 | | 1430 | 908 | | 730 | 542 | 672 | 496 |
| 10/8/2018 | 1180 (D) | | 1300 (D) | 882 (D) | | | | | |
| 10/9/2018 | | | | | | 764 (D) | 558 (D) | 694 (D) | 716 (D) |
| 2/20/2019 | | | | | | | | | |
| 3/5/2019 | | 852 | | | 840 | | | | |
| 4/23/2019 | | | 1390 | 882 | | | | | |
| 4/24/2019 | | | | | | 748 | 574 | 724 | 596 |
| 4/29/2019 | 1180 | | | | | | | | |
| 8/27/2019 | 1120 | 1190 | | | | | | | |
| 8/28/2019 | | | 1370 | 903 | 560 | 660 | 568 | 764 | 712 |
| 8/29/2019 | | | | | | | | | |
| 9/24/2019 | | | | | | | | | |
| 3/2/2020 | | | 1270 | | | | | | |
| 3/3/2020 | | | | 926 | 622 | 736 | 600 | 742 | 504 |
| 3/4/2020 | 904 | 736 | | | | | | | |
| 3/25/2020 | | | | | | | | | |
| 9/23/2020 | | | | | | | | | |
| 10/14/2020 | 934 | 963 | | | | | | | |
| 10/19/2020 | | | | | 594 | | | | |
| 10/20/2020 | | | | 876 | | | | | |
| 10/21/2020 | | | 1190 | | | | | | |

# Time Series

Constituent: TDS (mg/L) Analysis Run 1/13/2021 12:45 PM

Plant Miller Client: Southern Company Data: Miller Ash Pond

| | MR-AP-MW-9D | MR-AP-MW-9S | MR-AP-PZ-5 | GS-AP-MW-17V ... | MR-AP-MW-22S ... |
|---|---|---|---|---|---|
| 7/19/2016 | | | | | |
| 7/20/2016 | 792 | 1250 | | | |
| 7/21/2016 | | | | | |
| 7/25/2016 | | | | | |
| 7/26/2016 | | | 1040 | | |
| 9/27/2016 | | 1120 | | | |
| 9/28/2016 | 780 | | 1000 | | |
| 11/1/2016 | 800 | | | | |
| 11/2/2016 | | 1150 | 920 | | |
| 1/9/2017 | | | | | |
| 1/10/2017 | 832 | | | | |
| 1/12/2017 | | 866 | 812 | | |
| 2/13/2017 | | | 832 | | |
| 2/14/2017 | | | | | |
| 2/15/2017 | 804 | 221 | | | |
| 4/3/2017 | | | 710 | | |
| 4/4/2017 | 808 | | | | |
| 4/6/2017 | | 195 | | | |
| 5/16/2017 | | | | | |
| 5/17/2017 | 822 | 782 | 718 | | |
| 6/12/2017 | | | 724 | | |
| 6/13/2017 | 856 | | | | |
| 6/14/2017 | | 646 | | | |
| 9/18/2017 | | | 616 | | |
| 9/19/2017 | 824 | 664 | | | |
| 9/20/2017 | | | | | |
| 5/8/2018 | 810 | 646 | | | |
| 5/9/2018 | | | 486 | | |
| 10/8/2018 | | | 464 (D) | | |
| 10/9/2018 | 776 (D) | 616 (D) | | | |
| 2/20/2019 | | | | 346 | |
| 3/5/2019 | | | | | |
| 4/23/2019 | | | 478 | | |
| 4/24/2019 | 802 | 838 | | | |
| 4/29/2019 | | | | | |
| 8/27/2019 | 774 | 892 | | | |
| 8/28/2019 | | | | | |
| 8/29/2019 | | | 734 | | |
| 9/24/2019 | | | | 365 | |
| 3/2/2020 | | | 594 | | |
| 3/3/2020 | 816 | 650 | | | |
| 3/4/2020 | | | | | |
| 3/25/2020 | | | | 364 | |
| 9/23/2020 | | | | 368 | |
| 10/14/2020 | | | | | 730 |
| 10/19/2020 | | | | | |
| 10/20/2020 | | | | | |
| 10/21/2020 | | | 594 | | |

# Time Series

Constituent: TDS (mg/L) Analysis Run 1/13/2021 12:45 PM

Plant Miller Client: Southern Company Data: Miller Ash Pond

| | MR-AP-MW-23A ... | MR-AP-MW-9DR | MR-AP-MW-9SR | MR-AP-MW-14R | MR-AP-MW-13SR | MR-AP-MW-13DR | MR-AP-MW-7SR | MR-AP-MW-7DR | MR-AP-MW-22I ... |
|---|---|---|---|---|---|---|---|---|---|
| 10/14/2020 | 4620 | | | | | | | | |
| 10/15/2020 | | 654 | 686 | | | | | | |
| 10/20/2020 | | | | 219 | 604 | 314 | 588 | 818 | 780 |
| 10/26/2020 | | | | | | | | | |
| 10/27/2020 | | | | | | | | | |

# Time Series

Constituent: TDS (mg/L) Analysis Run 1/13/2021 12:45 PM

Plant Miller Client: Southern Company Data: Miller Ash Pond

| | MR-AP-MW-27HR | MR-AP-MW-36HR | MR-AP-MW-22D | ... | MR-AP-MW-31H |
|---|---|---|---|---|---|
| 10/14/2020 | | | | | |
| 10/15/2020 | | | | | |
| 10/20/2020 | | | | | |
| 10/26/2020 | 321 | | 4010 | | |
| 10/27/2020 | | 913 | | | 886 |

# Time Series

Constituent: Thallium (mg/L) Analysis Run 1/13/2021 12:45 PM

Plant Miller Client: Southern Company Data: Miller Ash Pond

| | GS-AP-MW-13 (bg) | GS-AP-MW-8 (bg) | MR-AP-MW-1 | MR-AP-MW-10 | MR-AP-MW-11 | MR-AP-MW-12 | MR-AP-MW-13D | MR-AP-MW-13S | MR-AP-MW-14 |
|---|---|---|---|---|---|---|---|---|---|
| 7/19/2016 | | | | | | | | | |
| 7/20/2016 | | | | | | <0.001 | <0.001 | <0.001 | <0.001 |
| 7/25/2016 | | | <0.001 | <0.001 | <0.001 | | | | |
| 8/2/2016 | 0.001 | | | | | | | | |
| 8/3/2016 | | 0.001 | | | | | | | |
| 9/20/2016 | 0.001 | | | | | | | | |
| 9/21/2016 | | 0.001 | | | | | | | |
| 9/26/2016 | | | <0.001 | | | | | | <0.001 |
| 9/27/2016 | | | | <0.001 | <0.001 | <0.001 | <0.001 | <0.001 | |
| 10/25/2016 | 0.001 | 0.001 | | | | | | | |
| 10/31/2016 | | | | <0.001 | | | | | <0.001 |
| 11/1/2016 | | | | | <0.001 | <0.001 | <0.001 | <0.001 | |
| 11/2/2016 | | | <0.001 | | | | | | |
| 12/13/2016 | 0.001 | 0.001 | | | | | | | |
| 1/9/2017 | | | | | | | | | <0.001 |
| 1/11/2017 | | | <0.001 | <0.001 | | <0.001 | <0.001 | <0.001 | |
| 1/12/2017 | | | | | <0.001 | | | | |
| 2/6/2017 | | 0.001 | | | | | | | |
| 2/8/2017 | 0.001 | | | | | | | | |
| 2/13/2017 | | | <0.001 | | <0.001 | | | | |
| 2/14/2017 | | | | <0.001 | | | | | <0.001 |
| 2/15/2017 | | | | | | <0.001 | <0.001 | <0.001 | |
| 3/28/2017 | | 0.001 | | | | | | | |
| 3/29/2017 | 0.001 | | | | | | | | |
| 4/3/2017 | | | <0.001 | | | | | | |
| 4/4/2017 | | | | | <0.001 | <0.001 | <0.001 | | <0.001 |
| 4/6/2017 | | | | <0.001 | | | | <0.001 | |
| 4/24/2017 | | 0.001 | | | | | | | |
| 4/26/2017 | 0.001 | | | | | | | | |
| 5/15/2017 | | | <0.001 | | | <0.001 | | | |
| 5/16/2017 | | | | | <0.001 | | | | |
| 5/17/2017 | | | | <0.001 | | | <0.001 | <0.001 | <0.001 |
| 6/7/2017 | <0.001 | <0.001 | | | | | | | |
| 6/12/2017 | | | | | | | | | |
| 6/13/2017 | | | | <0.001 | | | <0.001 | <0.001 | <0.001 |
| 6/14/2017 | | | <0.001 | | <0.001 | <0.001 | | | |
| 1/30/2018 | | | | | | <0.001 | | | |
| 1/31/2018 | | | | <0.001 | | | <0.001 | <0.001 | |
| 2/1/2018 | | | <0.001 | | <0.001 | | | | <0.001 |
| 2/19/2018 | | <0.001 | | | | | | | |
| 2/20/2018 | <0.001 | | | | | | | | |
| 5/7/2018 | | | | | | | | | |
| 5/8/2018 | | | | | <0.001 | <0.001 | <0.001 | <0.001 | <0.001 |
| 5/9/2018 | | | <0.001 | | | | | | |
| 5/10/2018 | | | | <0.001 | | | | | |
| 5/15/2018 | <0.001 | <0.001 | | | | | | | |
| 10/8/2018 | | | | <0.001 | | <0.001 | | | |
| 10/9/2018 | | | <0.001 | | <0.001 | | <0.001 | <0.001 | <0.001 |
| 10/16/2018 | | <0.001 | | | | | | | |
| 10/17/2018 | <0.001 | | | | | | | | |
| 3/6/2019 | | | | | | | | | |
| 4/16/2019 | <0.001 | <0.001 | | | | | | | |

# Time Series

Constituent: Thallium (mg/L) Analysis Run 1/13/2021 12:45 PM

Plant Miller Client: Southern Company Data: Miller Ash Pond

| | GS-AP-MW-13 (bg) | GS-AP-MW-8 (bg) | MR-AP-MW-1 | MR-AP-MW-10 | MR-AP-MW-11 | MR-AP-MW-12 | MR-AP-MW-13D | MR-AP-MW-13S | MR-AP-MW-14 |
|---|---|---|---|---|---|---|---|---|---|
| 4/24/2019 | | | | <0.001 | | | <0.001 | <0.001 | <0.001 |
| 5/1/2019 | | | <0.001 | | <0.001 | | | | |
| 8/27/2019 | | | <0.001 | | | | | | |
| 8/28/2019 | | | | | <0.001 | <0.001 | | | <0.001 |
| 8/29/2019 | | | | <0.001 | | | <0.001 | <0.001 | |
| 9/24/2019 | | <0.001 | | | | | | | |
| 3/3/2020 | | | | | <0.001 | | | | |
| 3/4/2020 | | | | | | | | | <0.001 |
| 3/9/2020 | | | <0.001 | <0.001 | | | <0.001 | <0.001 | |
| 3/10/2020 | | | | | | <0.001 | | | |
| 3/18/2020 | | <0.001 | | | | | | | |
| 9/21/2020 | | <0.001 | | | | | | | |
| 10/13/2020 | | | | | | | | | |
| 10/14/2020 | | | | | | | | | |
| 10/19/2020 | | | <0.001 | <0.001 | | <0.001 | | | |
| 10/20/2020 | | | | | <0.001 | | | | |

# Time Series

Constituent: Thallium (mg/L) Analysis Run 1/13/2021 12:45 PM

Plant Miller Client: Southern Company Data: Miller Ash Pond

| | MR-AP-MW-15 | MR-AP-MW-16 | MR-AP-MW-17H | MR-AP-MW-18H | MR-AP-MW-19HA |
|---|---|---|---|---|---|
| 7/19/2016 | <0.001 | <0.001 | | | |
| 7/20/2016 | | | | | |
| 7/25/2016 | | | | | |
| 8/2/2016 | | | | | |
| 8/3/2016 | | | | | |
| 9/20/2016 | | | | | |
| 9/21/2016 | | | | | |
| 9/26/2016 | <0.001 | <0.001 | | | |
| 9/27/2016 | | | | | |
| 10/25/2016 | | | | | |
| 10/31/2016 | <0.001 | <0.001 | | | |
| 11/1/2016 | | | | | |
| 11/2/2016 | | | | | |
| 12/13/2016 | | | | | |
| 1/9/2017 | <0.001 | 0.000242 (J) | | | |
| 1/11/2017 | | | | | |
| 1/12/2017 | | | | | |
| 2/6/2017 | | | | | |
| 2/8/2017 | | | | | |
| 2/13/2017 | | | | | |
| 2/14/2017 | <0.001 | <0.001 | | | |
| 2/15/2017 | | | | | |
| 3/28/2017 | | | | | |
| 3/29/2017 | | | | | |
| 4/3/2017 | | 0.000226 (J) | | | |
| 4/4/2017 | <0.001 | | | | |
| 4/6/2017 | | | | | |
| 4/24/2017 | | | | | |
| 4/26/2017 | | | | | |
| 5/15/2017 | | | | | |
| 5/16/2017 | <0.001 | <0.001 | | | |
| 5/17/2017 | | | | | |
| 6/7/2017 | | | | | |
| 6/12/2017 | <0.001 | <0.001 | | | |
| 6/13/2017 | | | | | |
| 6/14/2017 | | | | | |
| 1/30/2018 | | | | | |
| 1/31/2018 | <0.001 | | | | |
| 2/1/2018 | | <0.001 | | | |
| 2/19/2018 | | | | | |
| 2/20/2018 | | | | | |
| 5/7/2018 | <0.001 | 0.0003 (J) | | | |
| 5/8/2018 | | | | | |
| 5/9/2018 | | | | | |
| 5/10/2018 | | | | | |
| 5/15/2018 | | | | | |
| 10/8/2018 | | | | | |
| 10/9/2018 | <0.001 | <0.001 | | | |
| 10/16/2018 | | | | | |
| 10/17/2018 | | | | | |
| 3/6/2019 | | | <0.001 | <0.001 | |
| 4/16/2019 | | | | | |

# Time Series

Constituent: Thallium (mg/L) Analysis Run 1/13/2021 12:45 PM

Plant Miller Client: Southern Company Data: Miller Ash Pond

| | MR-AP-MW-15 | MR-AP-MW-16 | MR-AP-MW-17H | MR-AP-MW-18H | MR-AP-MW-19HA |
|---|---|---|---|---|---|
| 4/24/2019 | <0.001 | <0.001 | | | |
| 5/1/2019 | | | | | |
| 8/27/2019 | | | <0.001 | <0.001 | |
| 8/28/2019 | <0.001 | <0.001 | | | |
| 8/29/2019 | | | | | |
| 9/24/2019 | | | | | |
| 3/3/2020 | | <0.001 | | | |
| 3/4/2020 | <0.001 | | | | |
| 3/9/2020 | | | | | <0.001 |
| 3/10/2020 | | | <0.001 | <0.001 | |
| 3/18/2020 | | | | | |
| 9/21/2020 | | | | | |
| 10/13/2020 | <0.001 | <0.001 | <0.001 | <0.001 | |
| 10/14/2020 | | | | | <0.001 |
| 10/19/2020 | | | | | |
| 10/20/2020 | | | | | |

# Time Series

Constituent: Thallium (mg/L) Analysis Run 1/13/2021 12:45 PM

Plant Miller Client: Southern Company Data: Miller Ash Pond

| | MR-AP-MW-2 | MR-AP-MW-20H | MR-AP-MW-20HS | MR-AP-MW-21 (bg) | MR-AP-MW-23 (bg) | MR-AP-MW-28H | MR-AP-MW-30H | MR-AP-MW-32H | MR-AP-MW-33H |
|---|---|---|---|---|---|---|---|---|---|
| 7/19/2016 | | | | | | | | | |
| 7/25/2016 | <0.001 | | | | | | | | |
| 9/26/2016 | | | | | | | | | |
| 9/28/2016 | 0.000214 (J) | | | | | | | | |
| 10/31/2016 | | | | | | | | | |
| 11/1/2016 | <0.001 | | | | | | | | |
| 1/9/2017 | | | | | | | | | |
| 1/11/2017 | <0.001 | | | | | | | | |
| 2/13/2017 | | | | | | | | | |
| 2/14/2017 | 0.000219 (J) | | | | | | | | |
| 4/3/2017 | | | | | | | | | |
| 4/4/2017 | 0.000202 (J) | | | | | | | | |
| 5/16/2017 | <0.001 | | | | | | | | |
| 6/12/2017 | | | | | | | | | |
| 6/14/2017 | 0.000266 (J) | | | | | | | | |
| 1/29/2018 | | | | | | | | | |
| 2/1/2018 | <0.001 | | | | | | | | |
| 5/9/2018 | <0.001 | | | | | | | | |
| 5/10/2018 | | | | | | | | | |
| 10/9/2018 | <0.001 | | | | | | | | |
| 3/6/2019 | | <0.001 | <0.001 | <0.001 | | | | | |
| 4/22/2019 | | | | | | | | | |
| 4/29/2019 | | | | | | | | | |
| 5/1/2019 | <0.001 | | | | | | | | |
| 8/27/2019 | <0.001 | | | | | | | | |
| 8/28/2019 | | | | <0.001 | | | | | |
| 9/3/2019 | | <0.001 | <0.001 | | | | | | |
| 3/3/2020 | <0.001 | | | | | | | | |
| 3/5/2020 | | | | | | | | | <0.001 |
| 3/9/2020 | | | | <0.001 | <0.001 | <0.001 | | | |
| 3/10/2020 | | <0.001 | <0.001 | | | | <0.001 | <0.001 | |
| 10/13/2020 | | | | <0.001 | | | | | |
| 10/14/2020 | | | | | <0.001 | | | | <0.001 |
| 10/15/2020 | | | | | | | | <0.001 | |
| 10/19/2020 | | <0.001 | <0.001 | | | <0.001 | | | |
| 10/20/2020 | | | | | | | <0.001 | | |
| 10/21/2020 | <0.001 | | | | | | | | |

# Time Series

Constituent: Thallium (mg/L) Analysis Run 1/13/2021 12:45 PM

Plant Miller Client: Southern Company Data: Miller Ash Pond

| | MR-AP-MW-34H | MR-AP-MW-35H | MR-AP-MW-37H | MR-AP-MW-3D | MR-AP-MW-3S |
|---|---|---|---|---|---|
| 7/19/2016 | | | | <0.001 | <0.001 |
| 7/25/2016 | | | | | |
| 9/26/2016 | | | | <0.001 | <0.001 |
| 9/28/2016 | | | | | |
| 10/31/2016 | | | | <0.001 | <0.001 |
| 11/1/2016 | | | | | |
| 1/9/2017 | | | | <0.001 | <0.001 |
| 1/11/2017 | | | | | |
| 2/13/2017 | | | | <0.001 | <0.001 |
| 2/14/2017 | | | | | |
| 4/3/2017 | | | | <0.001 | <0.001 |
| 4/4/2017 | | | | | |
| 5/16/2017 | | | | <0.001 | <0.001 |
| 6/12/2017 | | | | <0.001 | <0.001 |
| 6/14/2017 | | | | | |
| 1/29/2018 | | | | <0.001 | <0.001 |
| 2/1/2018 | | | | | |
| 5/9/2018 | | | | | |
| 5/10/2018 | | | | <0.001 | <0.001 |
| 10/9/2018 | | | | <0.001 | <0.001 |
| 3/6/2019 | | | | | |
| 4/22/2019 | | | | | <0.001 |
| 4/29/2019 | | | | <0.001 | |
| 5/1/2019 | | | | | |
| 8/27/2019 | | | | <0.001 | <0.001 |
| 8/28/2019 | | | | | |
| 9/3/2019 | | | | | |
| 3/3/2020 | | | | <0.001 | <0.001 |
| 3/5/2020 | | | | | |
| 3/9/2020 | <0.001 | | <0.001 | | |
| 3/10/2020 | | <0.001 | | | |
| 10/13/2020 | | <0.001 | | <0.001 | <0.001 |
| 10/14/2020 | | | | | |
| 10/15/2020 | | | | | |
| 10/19/2020 | | | <0.001 | | |
| 10/20/2020 | | | | | |
| 10/21/2020 | <0.001 | | | | |

# Time Series

Constituent: Thallium (mg/L) Analysis Run 1/13/2021 12:45 PM

Plant Miller Client: Southern Company Data: Miller Ash Pond

| | MR-AP-MW-4 | MR-AP-MW-4V | MR-AP-MW-5 | MR-AP-MW-6 | MR-AP-MW-6V | MR-AP-MW-7D | MR-AP-MW-7S | MR-AP-MW-8D | MR-AP-MW-8S |
|---|---|---|---|---|---|---|---|---|---|
| 7/19/2016 | <0.001 | | | | | | | | |
| 7/20/2016 | | | | | | | | | |
| 7/21/2016 | | | | | | <0.001 | <0.001 | | |
| 7/25/2016 | | | | | | | | <0.001 | <0.001 |
| 7/26/2016 | | | <0.001 | <0.001 | | | | | |
| 9/27/2016 | <0.001 | | | | | <0.001 | <0.001 | | <0.001 |
| 9/28/2016 | | | <0.001 | <0.001 | | | | <0.001 | |
| 11/1/2016 | <0.001 | | | <0.001 | | <0.001 | <0.001 | <0.001 | <0.001 |
| 11/2/2016 | | | <0.001 | | | | | | |
| 1/9/2017 | <0.001 | | | <0.001 | | | | | |
| 1/10/2017 | | | <0.001 | | | <0.001 | <0.001 | <0.001 | <0.001 |
| 1/12/2017 | | | | | | | | | |
| 2/13/2017 | <0.001 | | | <0.001 | | | | | |
| 2/14/2017 | | | <0.001 | | | <0.001 | <0.001 | | <0.001 |
| 2/15/2017 | | | | | | | | <0.001 | |
| 4/3/2017 | | | <0.001 | <0.001 | | | | | |
| 4/4/2017 | <0.001 | | | | | <0.001 | <0.001 | <0.001 | <0.001 |
| 4/6/2017 | | | | | | | | | |
| 5/16/2017 | <0.001 | | | <0.001 | | <0.001 | <0.001 | | <0.001 |
| 5/17/2017 | | | <0.001 | | | | | <0.001 | |
| 6/12/2017 | <0.001 | | <0.001 | <0.001 | | | | | |
| 6/13/2017 | | | | | | <0.001 | <0.001 | <0.001 | <0.001 |
| 6/14/2017 | | | | | | | | | |
| 1/29/2018 | <0.001 | | | | | <0.001 | | | |
| 1/30/2018 | | | | | | | <0.001 | <0.001 | <0.001 |
| 2/1/2018 | | | <0.001 | <0.001 | | | | | |
| 5/8/2018 | | | | | | | | | |
| 5/9/2018 | <0.001 | | <0.001 | <0.001 | | <0.001 | <0.001 | <0.001 | <0.001 |
| 10/8/2018 | <0.001 | | <0.001 | <0.001 | | | | | |
| 10/9/2018 | | | | | | <0.001 | <0.001 | <0.001 | <0.001 |
| 2/20/2019 | | | | | | | | | |
| 3/5/2019 | | <0.001 | | | <0.001 | | | | |
| 4/23/2019 | | | <0.001 | <0.001 | | | | | |
| 4/24/2019 | | | | | | <0.001 | <0.001 | <0.001 | <0.001 |
| 4/29/2019 | <0.001 | | | | | | | | |
| 8/27/2019 | <0.001 | <0.001 | | | | | | | |
| 8/28/2019 | | | <0.001 | <0.001 | <0.001 | <0.001 | <0.001 | <0.001 | <0.001 |
| 8/29/2019 | | | | | | | | | |
| 9/24/2019 | | | | | | | | | |
| 3/2/2020 | | | <0.001 | | | | | | |
| 3/3/2020 | | | | <0.001 | <0.001 | <0.001 | <0.001 | <0.001 | <0.001 |
| 3/4/2020 | <0.001 | <0.001 | | | | | | | |
| 3/25/2020 | | | | | | | | | |
| 9/23/2020 | | | | | | | | | |
| 10/14/2020 | <0.001 | <0.001 | | | | | | | |
| 10/19/2020 | | | | | <0.001 | | | | |
| 10/20/2020 | | | | <0.001 | | | | | |
| 10/21/2020 | | | <0.001 | | | | | | |

# Time Series

Constituent: Thallium (mg/L) Analysis Run 1/13/2021 12:45 PM

Plant Miller Client: Southern Company Data: Miller Ash Pond

| | MR-AP-MW-9D | MR-AP-MW-9S | MR-AP-PZ-5 | GS-AP-MW-17V ... | MR-AP-MW-22S ... |
|---|---|---|---|---|---|
| 7/19/2016 | | | | | |
| 7/20/2016 | <0.001 | <0.001 | | | |
| 7/21/2016 | | | | | |
| 7/25/2016 | | | | | |
| 7/26/2016 | | | <0.001 | | |
| 9/27/2016 | | <0.001 | | | |
| 9/28/2016 | <0.001 | | <0.001 | | |
| 11/1/2016 | <0.001 | | | | |
| 11/2/2016 | | <0.001 | <0.001 | | |
| 1/9/2017 | | | | | |
| 1/10/2017 | <0.001 | | | | |
| 1/12/2017 | | <0.001 | <0.001 | | |
| 2/13/2017 | | | <0.001 | | |
| 2/14/2017 | | | | | |
| 2/15/2017 | <0.001 | <0.001 | | | |
| 4/3/2017 | | | <0.001 | | |
| 4/4/2017 | <0.001 | | | | |
| 4/6/2017 | | <0.001 | | | |
| 5/16/2017 | | | | | |
| 5/17/2017 | <0.001 | <0.001 | <0.001 | | |
| 6/12/2017 | | | <0.001 | | |
| 6/13/2017 | <0.001 | | | | |
| 6/14/2017 | | <0.001 | | | |
| 1/29/2018 | | | | | |
| 1/30/2018 | <0.001 | <0.001 | | | |
| 2/1/2018 | | | <0.001 | | |
| 5/8/2018 | <0.001 | <0.001 | | | |
| 5/9/2018 | | | <0.001 | | |
| 10/8/2018 | | | <0.001 | | |
| 10/9/2018 | <0.001 | <0.001 | | | |
| 2/20/2019 | | | | <0.001 | |
| 3/5/2019 | | | | | |
| 4/23/2019 | | | <0.001 | | |
| 4/24/2019 | <0.001 | <0.001 | | | |
| 4/29/2019 | | | | | |
| 8/27/2019 | <0.001 | <0.001 | | | |
| 8/28/2019 | | | | | |
| 8/29/2019 | | | <0.001 | | |
| 9/24/2019 | | | | <0.001 | |
| 3/2/2020 | | | <0.001 | | |
| 3/3/2020 | <0.001 | <0.001 | | | |
| 3/4/2020 | | | | | |
| 3/25/2020 | | | | <0.001 | |
| 9/23/2020 | | | | <0.001 | |
| 10/14/2020 | | | | | <0.001 |
| 10/19/2020 | | | | | |
| 10/20/2020 | | | | | |
| 10/21/2020 | | | <0.001 | | |

# Time Series

Constituent: Thallium (mg/L) Analysis Run 1/13/2021 12:45 PM

Plant Miller Client: Southern Company Data: Miller Ash Pond

| | MR-AP-MW-23A ... | MR-AP-MW-9DR | MR-AP-MW-9SR | MR-AP-MW-14R | MR-AP-MW-13SR | MR-AP-MW-13DR | MR-AP-MW-7SR | MR-AP-MW-7DR | MR-AP-MW-22I ... |
|---|---|---|---|---|---|---|---|---|---|
| 10/14/2020 | <0.001 | | | | | | | | |
| 10/15/2020 | | <0.001 | <0.001 | | | | | | |
| 10/20/2020 | | | | <0.001 | <0.001 | <0.001 | <0.001 | <0.001 | <0.001 |
| 10/26/2020 | | | | | | | | | |
| 10/27/2020 | | | | | | | | | |

# Time Series

Constituent: Thallium (mg/L) Analysis Run 1/13/2021 12:45 PM

Plant Miller Client: Southern Company Data: Miller Ash Pond

| | MR-AP-MW-27HR | MR-AP-MW-36HR | MR-AP-MW-22D ... | MR-AP-MW-31H |
|---|---|---|---|---|
| 10/14/2020 | | | | |
| 10/15/2020 | | | | |
| 10/20/2020 | | | | |
| 10/26/2020 | <0.001 | | <0.001 | |
| 10/27/2020 | | <0.001 | | <0.001 |

FIGURE B.

## Box & Whiskers Plot

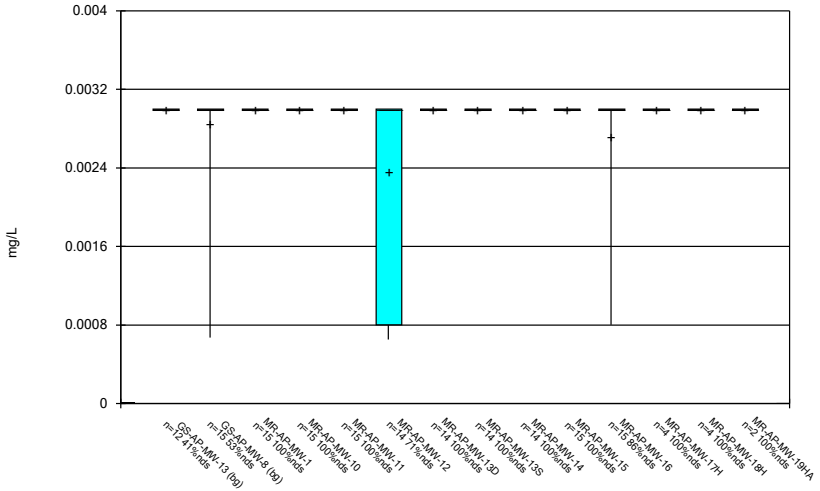


Constituent: Antimony Analysis Run 1/13/2021 12:45 PM

Plant Miller Client: Southern Company Data: Miller Ash Pond

Sanitas™ v.9.6.27b Groundwater Stats Consulting. UG

## Box & Whiskers Plot

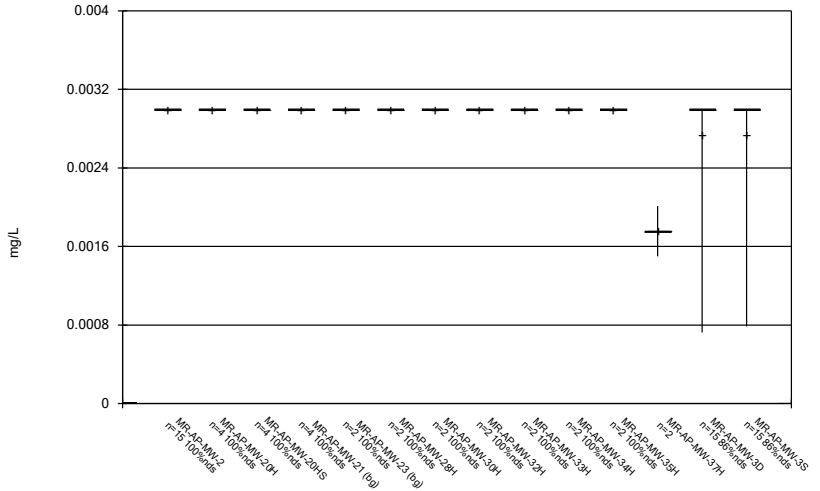


Constituent: Antimony Analysis Run 1/13/2021 12:45 PM

Plant Miller Client: Southern Company Data: Miller Ash Pond

Sanitas™ v.9.6.27b Groundwater Stats Consulting. UG

## Box & Whiskers Plot

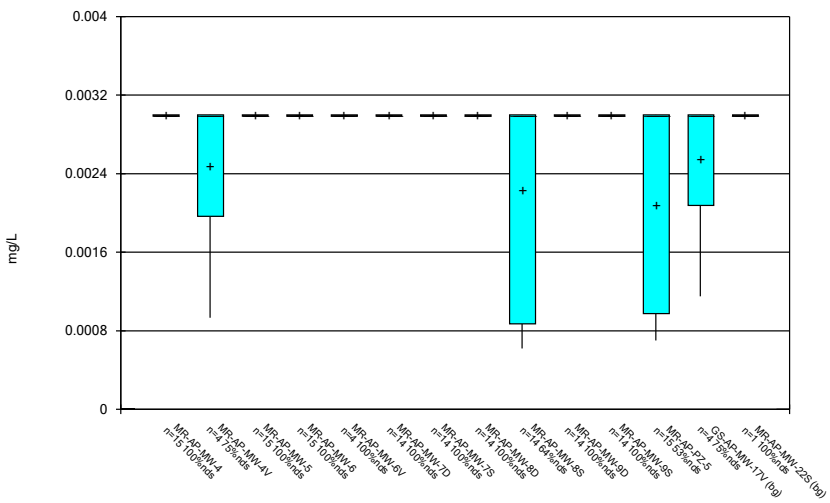


Constituent: Antimony Analysis Run 1/13/2021 12:45 PM

Plant Miller Client: Southern Company Data: Miller Ash Pond

Sanitas™ v.9.6.27b Groundwater Stats Consulting. UG

## Box & Whiskers Plot

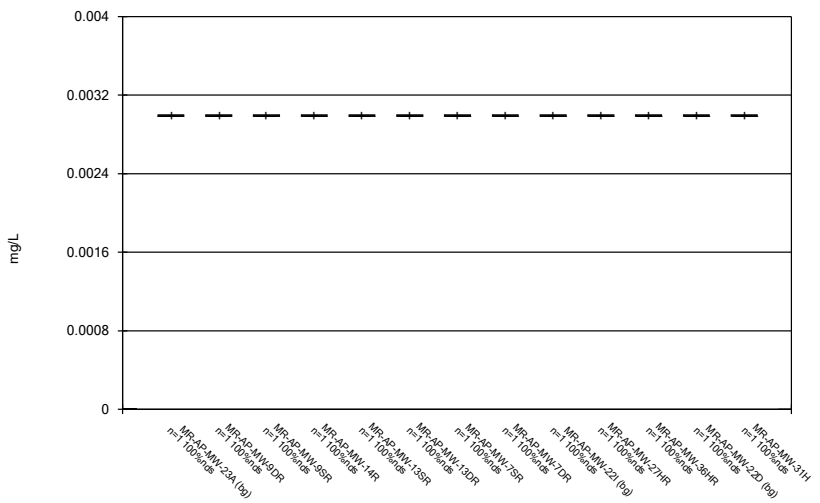


Constituent: Antimony Analysis Run 1/13/2021 12:46 PM

Plant Miller Client: Southern Company Data: Miller Ash Pond

## Box & Whiskers Plot

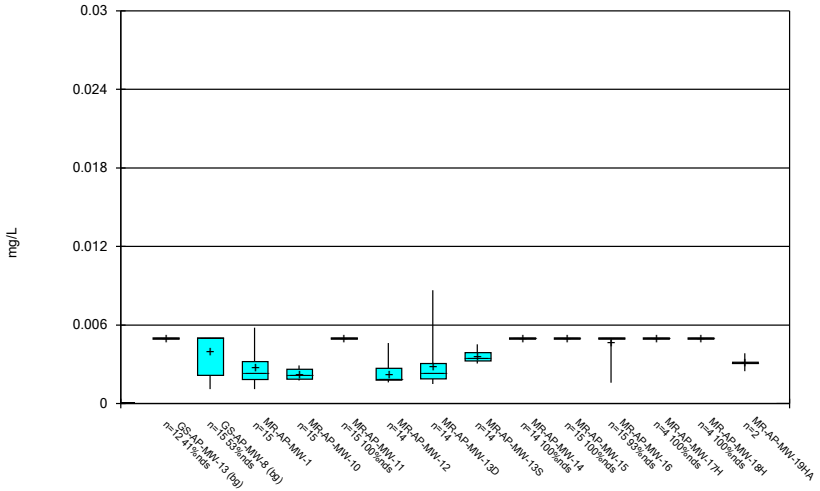


Constituent: Arsenic Analysis Run 1/13/2021 12:46 PM

Plant Miller Client: Southern Company Data: Miller Ash Pond

Sanitas™ v.9.6.27b Groundwater Stats Consulting. UG

## Box & Whiskers Plot

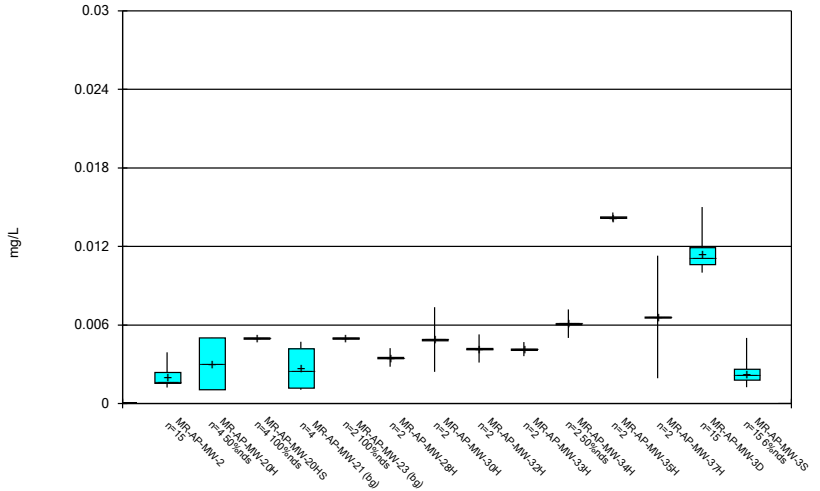


Constituent: Arsenic Analysis Run 1/13/2021 12:46 PM

Plant Miller Client: Southern Company Data: Miller Ash Pond

Sanitas™ v.9.6.27b Groundwater Stats Consulting. UG

## Box & Whiskers Plot

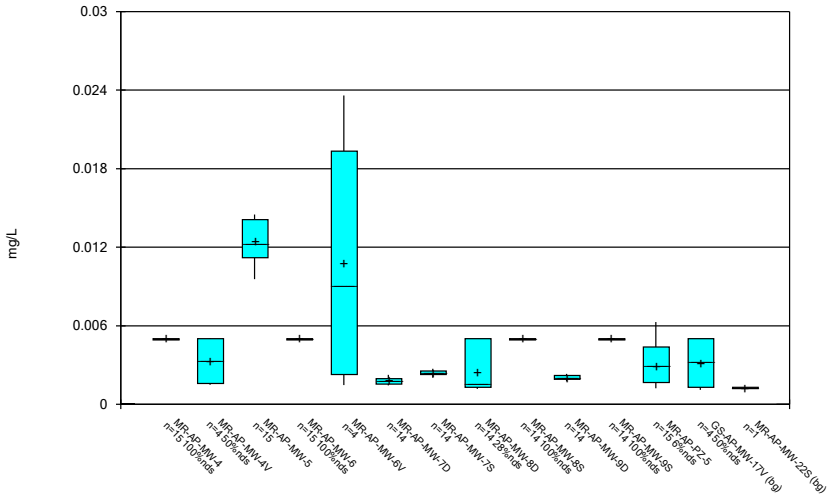


Constituent: Arsenic Analysis Run 1/13/2021 12:46 PM

Plant Miller Client: Southern Company Data: Miller Ash Pond

Sanitas™ v.9.6.27b Groundwater Stats Consulting. UG

## Box & Whiskers Plot

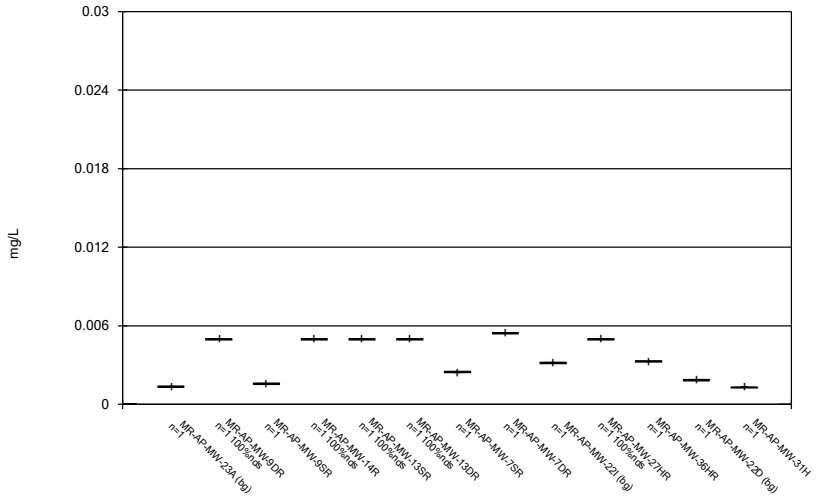


Constituent: Arsenic Analysis Run 1/13/2021 12:46 PM

Plant Miller Client: Southern Company Data: Miller Ash Pond

## Box & Whiskers Plot

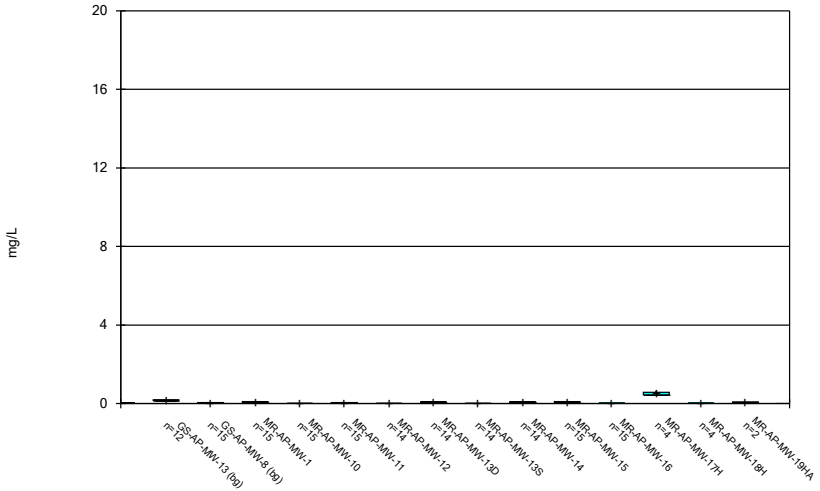


Constituent: Barium Analysis Run 1/13/2021 12:46 PM

Plant Miller Client: Southern Company Data: Miller Ash Pond

Sanitas™ v.9.6.27b Groundwater Stats Consulting. UG

## Box & Whiskers Plot

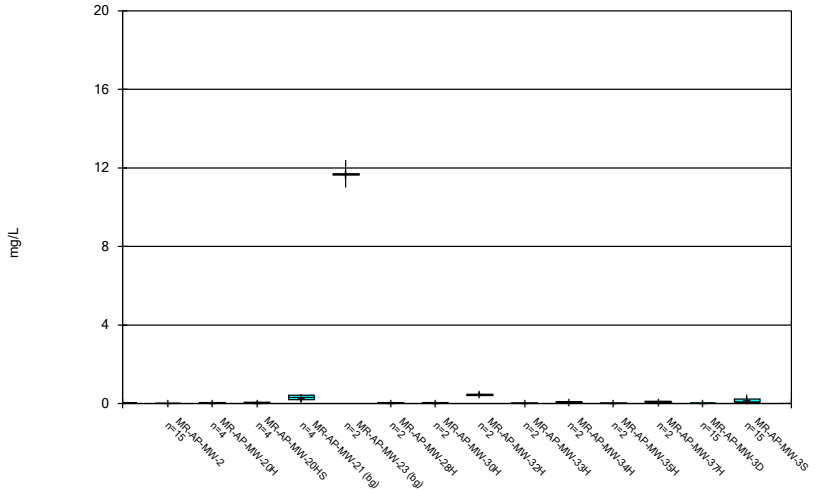


Constituent: Barium Analysis Run 1/13/2021 12:46 PM

Plant Miller Client: Southern Company Data: Miller Ash Pond

Sanitas™ v.9.6.27b Groundwater Stats Consulting. UG

## Box & Whiskers Plot

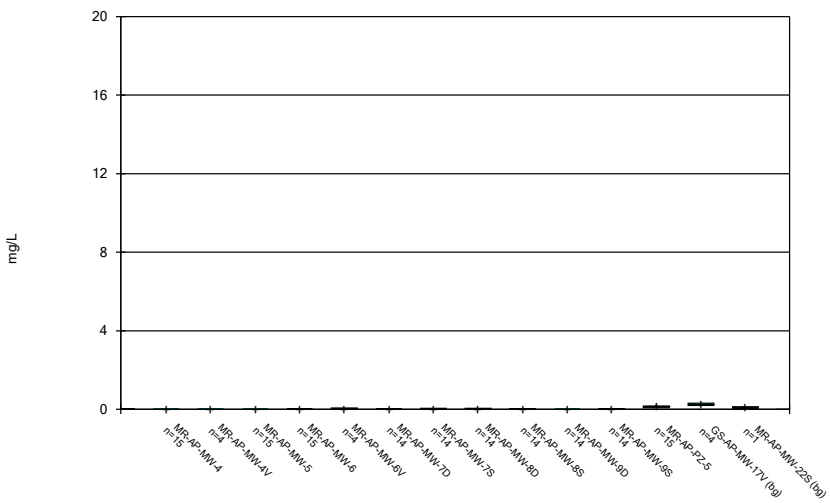


Constituent: Barium Analysis Run 1/13/2021 12:46 PM

Plant Miller Client: Southern Company Data: Miller Ash Pond

Sanitas™ v.9.6.27b Groundwater Stats Consulting. UG

## Box & Whiskers Plot

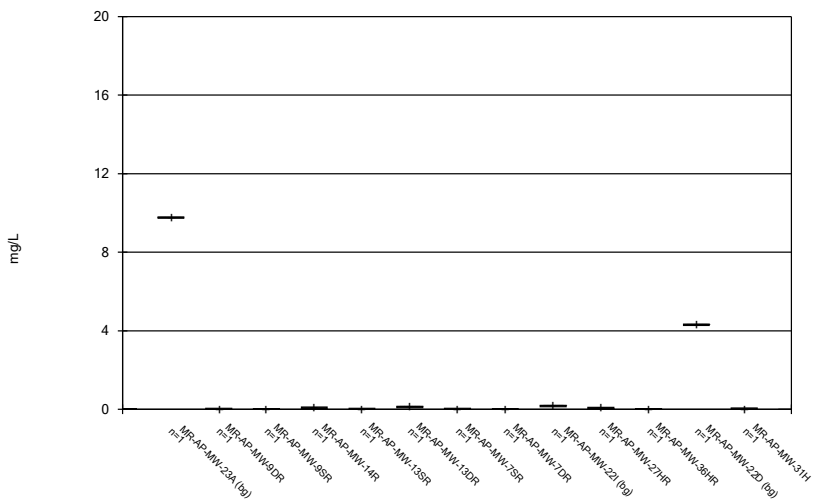


Constituent: Barium Analysis Run 1/13/2021 12:46 PM

Plant Miller Client: Southern Company Data: Miller Ash Pond

## Box & Whiskers Plot

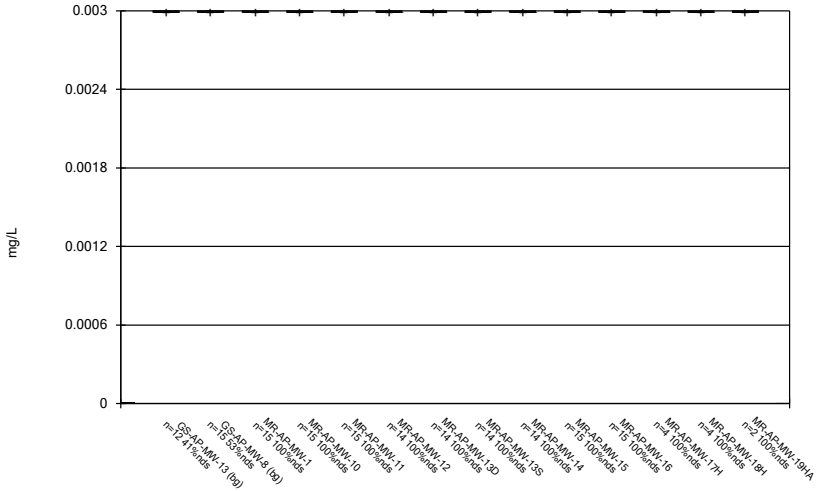


Constituent: Beryllium Analysis Run 1/13/2021 12:46 PM

Plant Miller Client: Southern Company Data: Miller Ash Pond

Sanitas™ v.9.6.27b Groundwater Stats Consulting. UG

## Box & Whiskers Plot

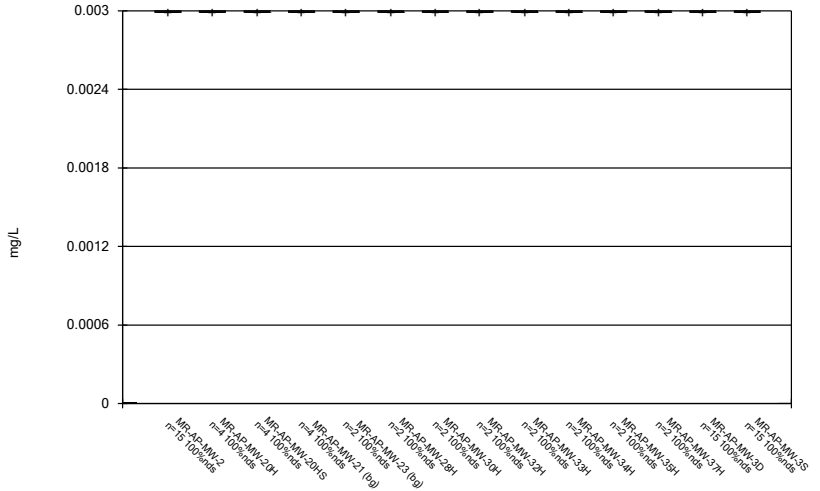


Constituent: Beryllium Analysis Run 1/13/2021 12:46 PM

Plant Miller Client: Southern Company Data: Miller Ash Pond

Sanitas™ v.9.6.27b Groundwater Stats Consulting. UG

## Box & Whiskers Plot

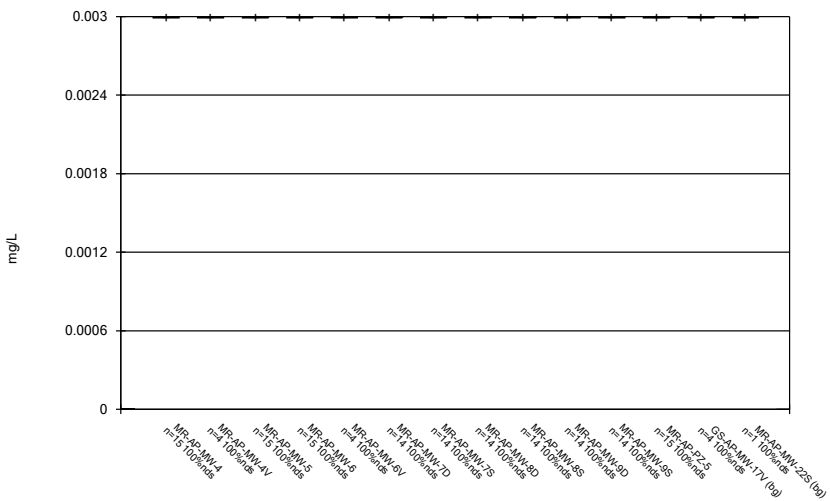


Constituent: Beryllium Analysis Run 1/13/2021 12:46 PM

Plant Miller Client: Southern Company Data: Miller Ash Pond

Sanitas™ v.9.6.27b Groundwater Stats Consulting. UG

## Box & Whiskers Plot

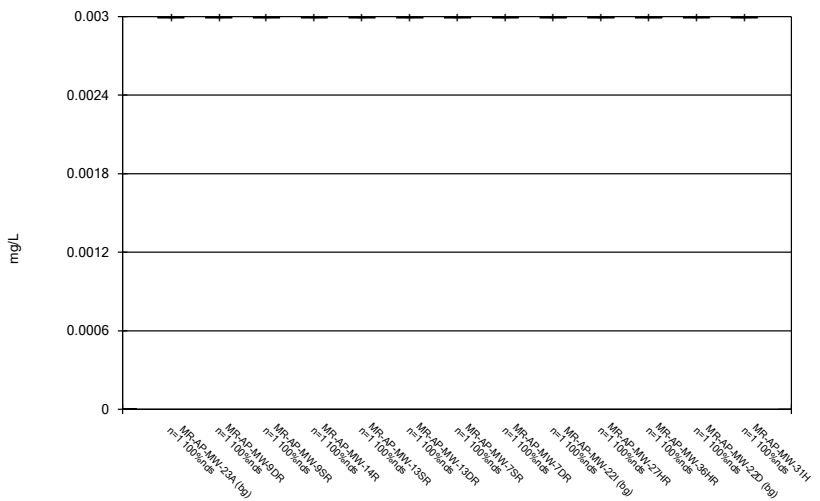


Constituent: Beryllium Analysis Run 1/13/2021 12:46 PM

Plant Miller Client: Southern Company Data: Miller Ash Pond

## Box & Whiskers Plot

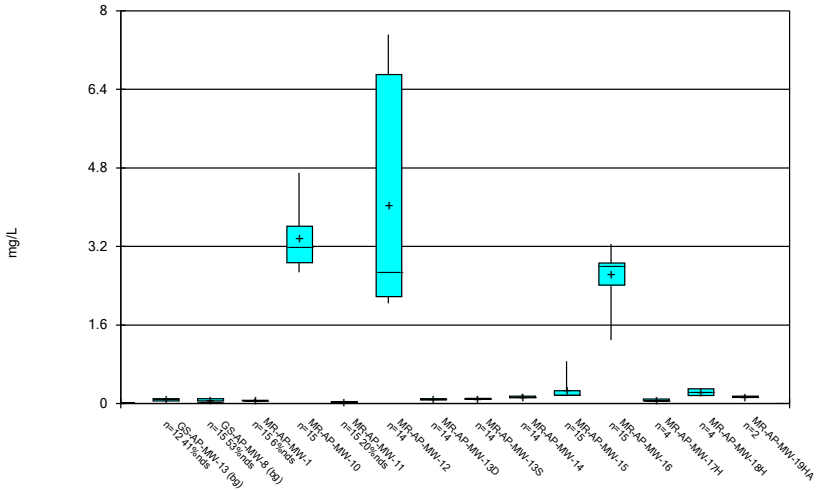


Constituent: Boron Analysis Run 1/13/2021 12:46 PM

Plant Miller Client: Southern Company Data: Miller Ash Pond

Sanitas™ v.9.6.27b Groundwater Stats Consulting. UG

## Box & Whiskers Plot

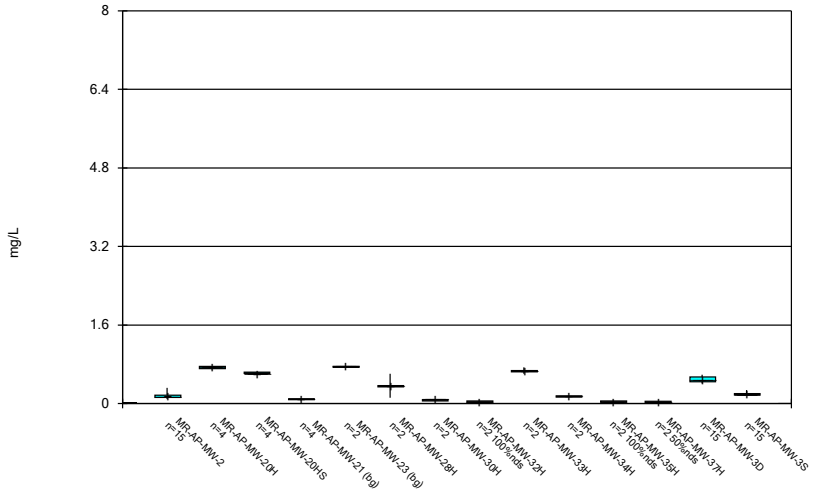


Constituent: Boron Analysis Run 1/13/2021 12:46 PM

Plant Miller Client: Southern Company Data: Miller Ash Pond

Sanitas™ v.9.6.27b Groundwater Stats Consulting. UG

## Box & Whiskers Plot

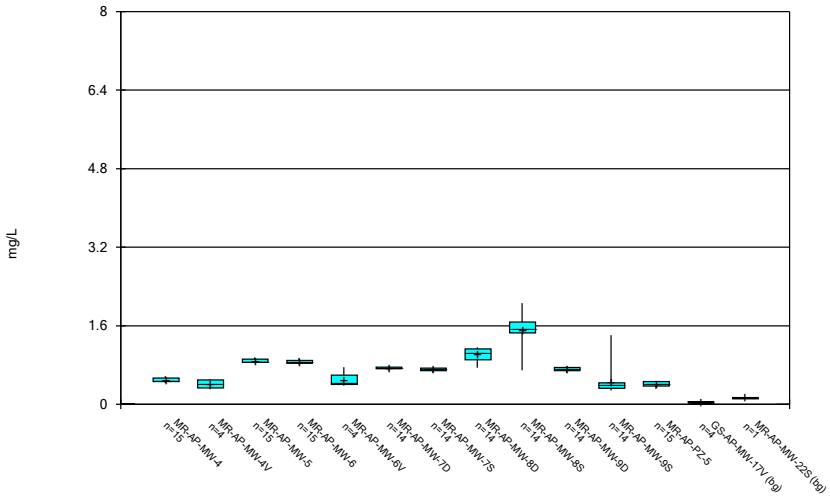


Constituent: Boron Analysis Run 1/13/2021 12:46 PM

Plant Miller Client: Southern Company Data: Miller Ash Pond

Sanitas™ v.9.6.27b Groundwater Stats Consulting. UG

## Box & Whiskers Plot

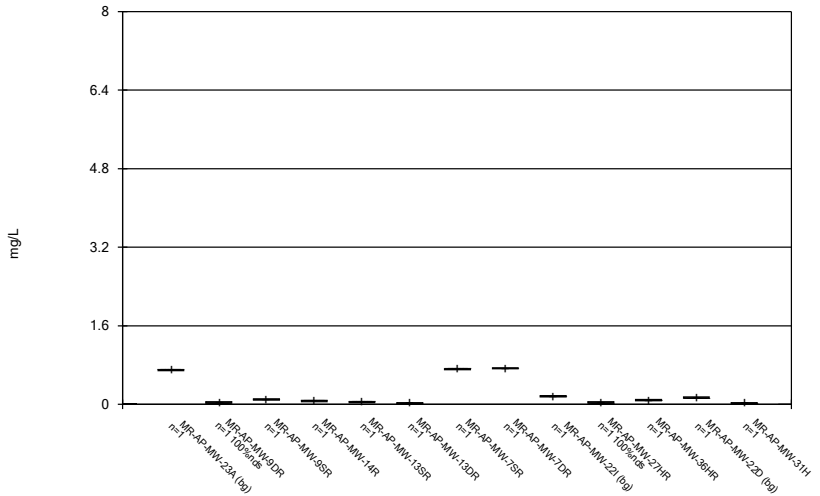


Constituent: Boron Analysis Run 1/13/2021 12:46 PM

Plant Miller Client: Southern Company Data: Miller Ash Pond

## Box & Whiskers Plot

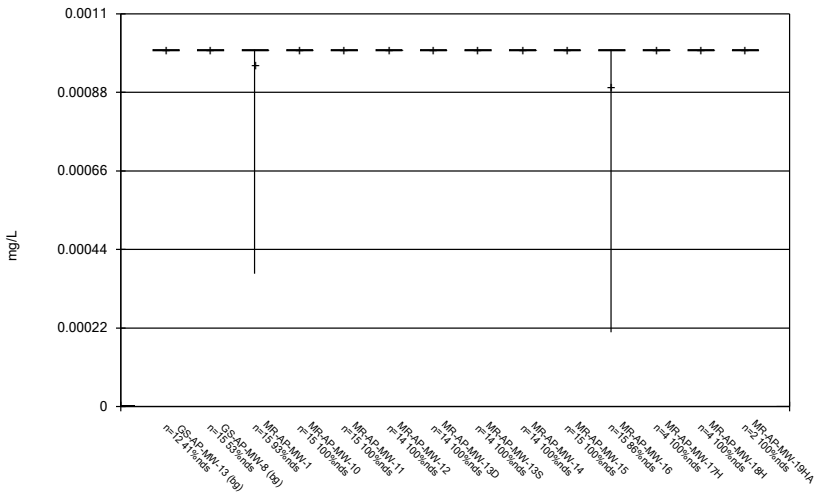


Constituent: Cadmium Analysis Run 1/13/2021 12:46 PM

Plant Miller Client: Southern Company Data: Miller Ash Pond

Sanitas™ v.9.6.27b Groundwater Stats Consulting. UG

## Box & Whiskers Plot

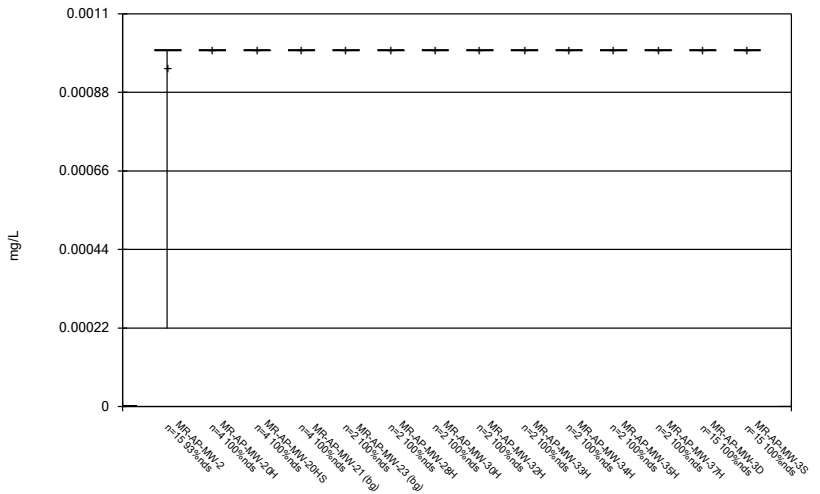


Constituent: Cadmium Analysis Run 1/13/2021 12:46 PM

Plant Miller Client: Southern Company Data: Miller Ash Pond

Sanitas™ v.9.6.27b Groundwater Stats Consulting. UG

## Box & Whiskers Plot

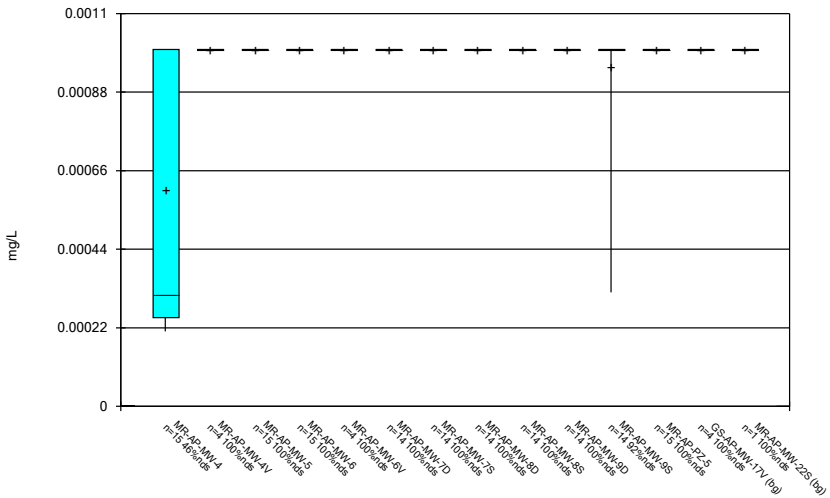


Constituent: Cadmium Analysis Run 1/13/2021 12:46 PM

Plant Miller Client: Southern Company Data: Miller Ash Pond

Sanitas™ v.9.6.27b Groundwater Stats Consulting. UG

## Box & Whiskers Plot

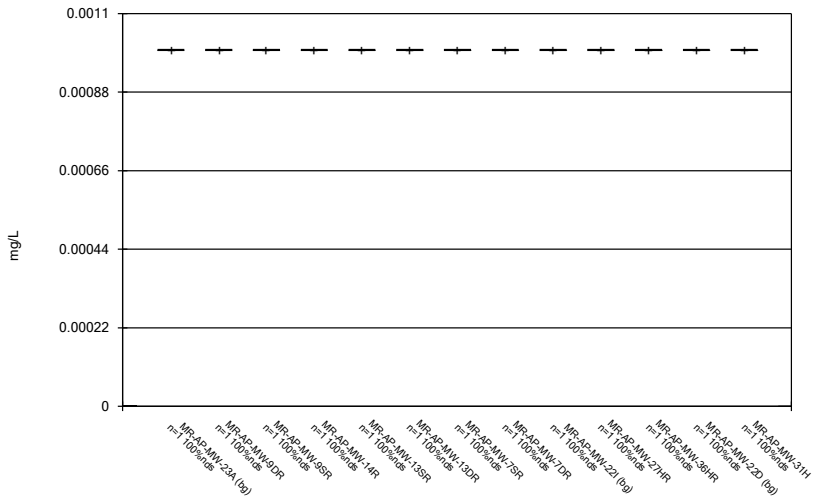


Constituent: Cadmium Analysis Run 1/13/2021 12:46 PM

Plant Miller Client: Southern Company Data: Miller Ash Pond

## Box & Whiskers Plot

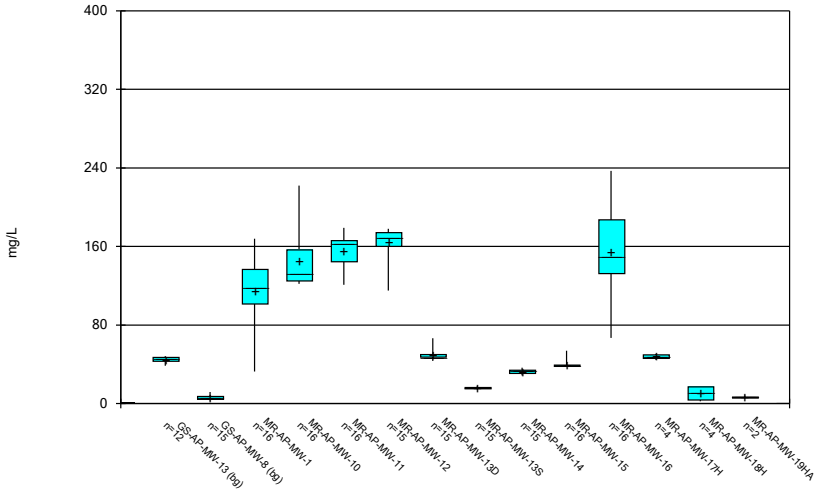


Constituent: Calcium Analysis Run 1/13/2021 12:46 PM

Plant Miller Client: Southern Company Data: Miller Ash Pond

Sanitas™ v.9.6.27b Groundwater Stats Consulting. UG

## Box & Whiskers Plot

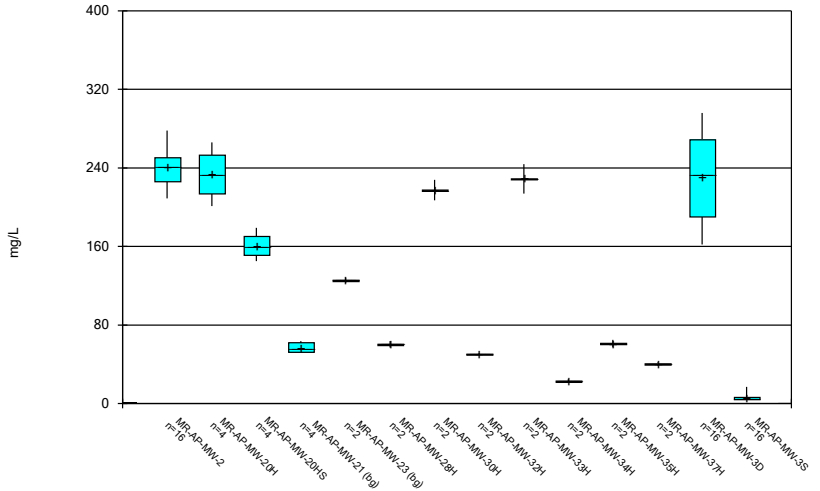


Constituent: Calcium Analysis Run 1/13/2021 12:46 PM

Plant Miller Client: Southern Company Data: Miller Ash Pond

Sanitas™ v.9.6.27b Groundwater Stats Consulting. UG

## Box & Whiskers Plot

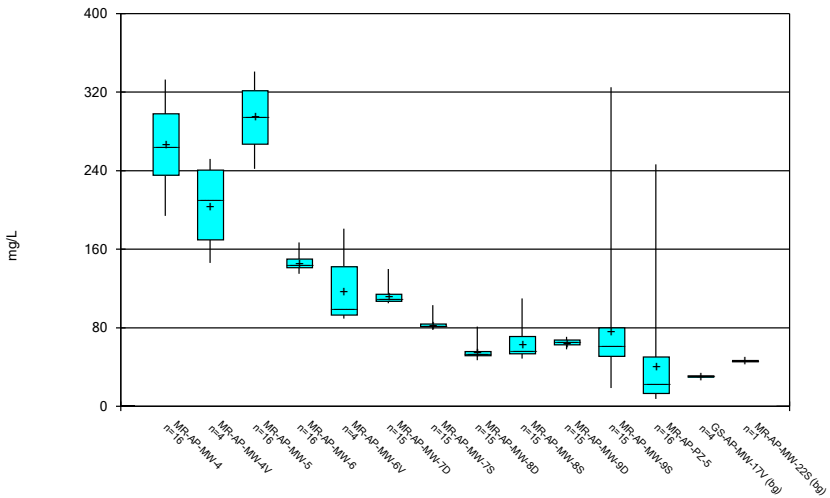


Constituent: Calcium Analysis Run 1/13/2021 12:46 PM

Plant Miller Client: Southern Company Data: Miller Ash Pond

Sanitas™ v.9.6.27b Groundwater Stats Consulting. UG

## Box & Whiskers Plot

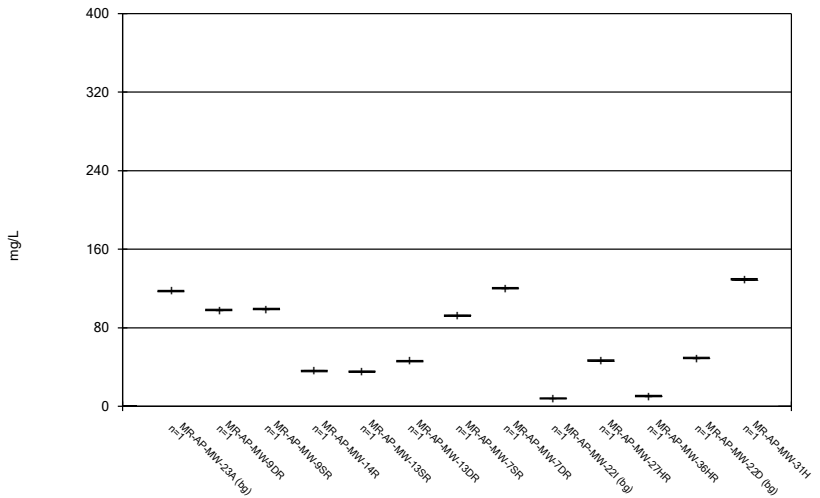


Constituent: Calcium Analysis Run 1/13/2021 12:46 PM

Plant Miller Client: Southern Company Data: Miller Ash Pond

## Box & Whiskers Plot

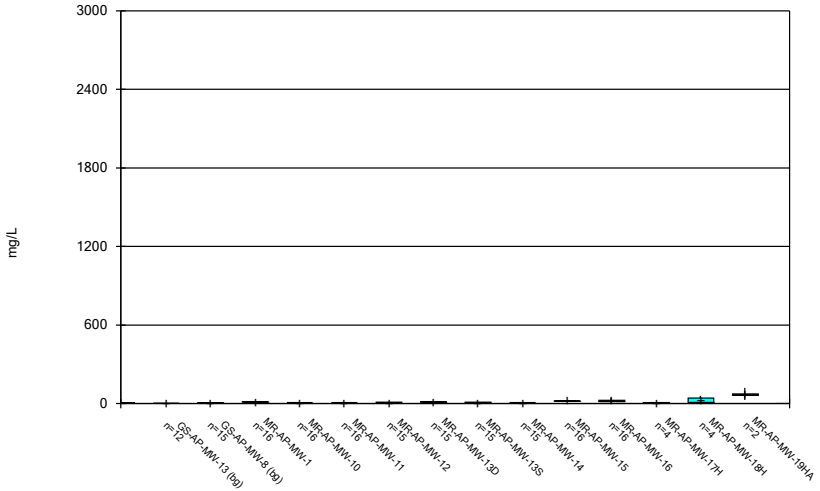


Constituent: Chloride Analysis Run 1/13/2021 12:46 PM

Plant Miller Client: Southern Company Data: Miller Ash Pond

Sanitas™ v.9.6.27b Groundwater Stats Consulting. UG

## Box & Whiskers Plot

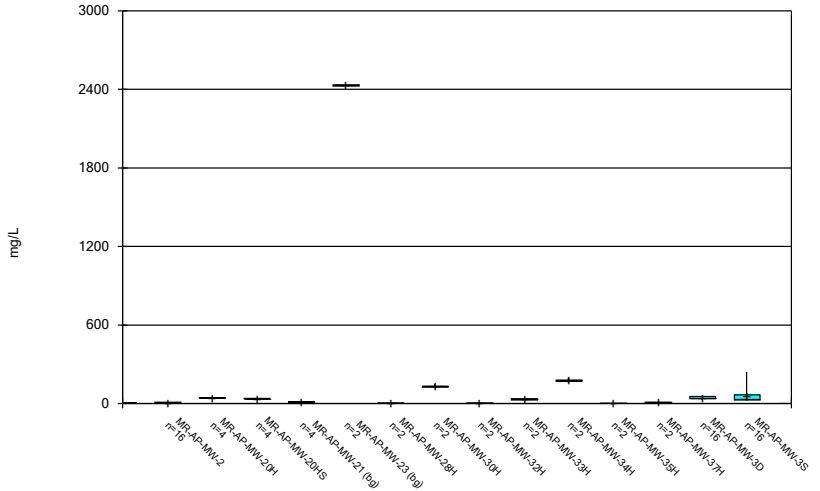


Constituent: Chloride Analysis Run 1/13/2021 12:46 PM

Plant Miller Client: Southern Company Data: Miller Ash Pond

Sanitas™ v.9.6.27b Groundwater Stats Consulting. UG

## Box & Whiskers Plot

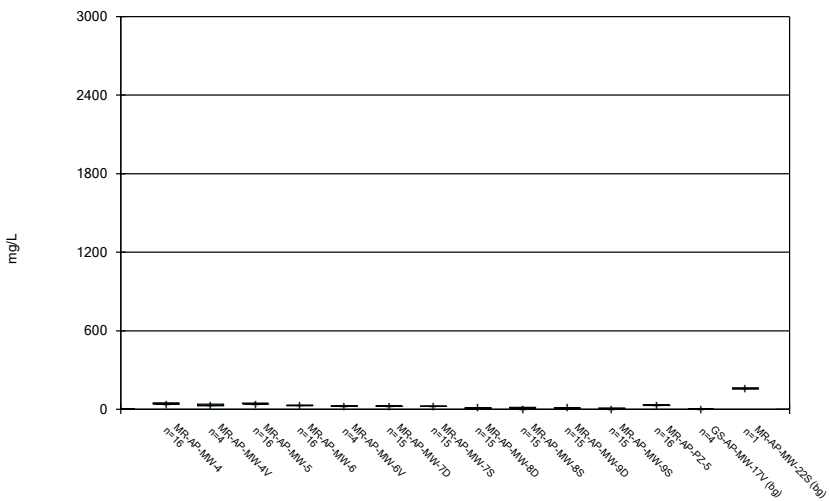


Constituent: Chloride Analysis Run 1/13/2021 12:46 PM

Plant Miller Client: Southern Company Data: Miller Ash Pond

Sanitas™ v.9.6.27b Groundwater Stats Consulting. UG

## Box & Whiskers Plot

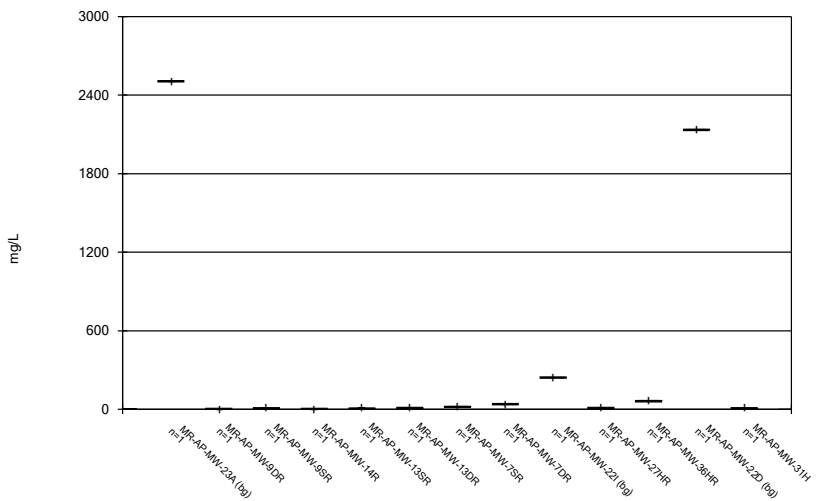


Constituent: Chloride Analysis Run 1/13/2021 12:46 PM

Plant Miller Client: Southern Company Data: Miller Ash Pond

## Box & Whiskers Plot

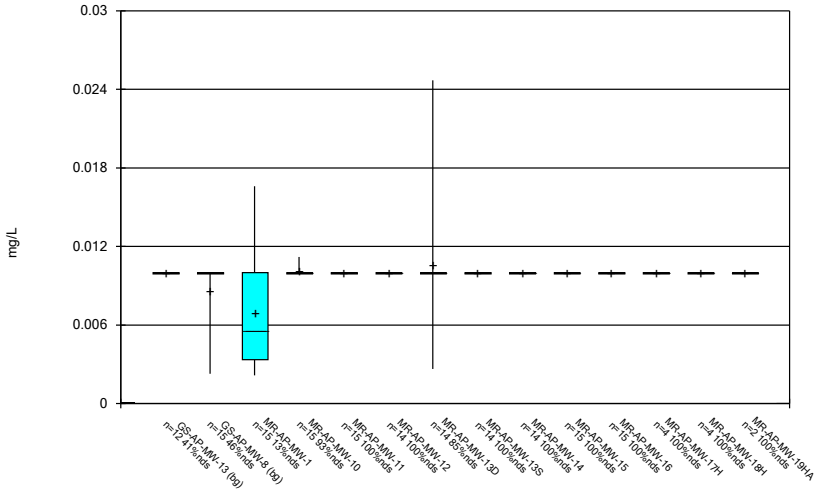


Constituent: Chromium Analysis Run 1/13/2021 12:46 PM

Plant Miller Client: Southern Company Data: Miller Ash Pond

Sanitas™ v.9.6.27b Groundwater Stats Consulting. UG

## Box & Whiskers Plot

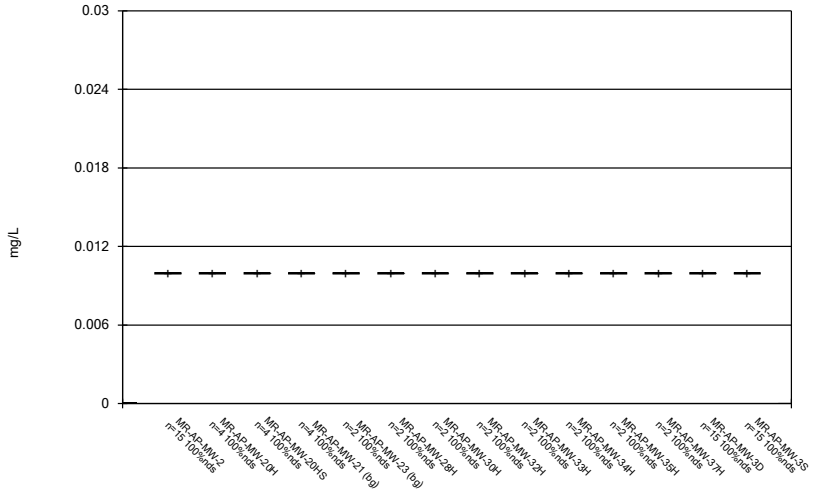


Constituent: Chromium Analysis Run 1/13/2021 12:46 PM

Plant Miller Client: Southern Company Data: Miller Ash Pond

Sanitas™ v.9.6.27b Groundwater Stats Consulting. UG

## Box & Whiskers Plot

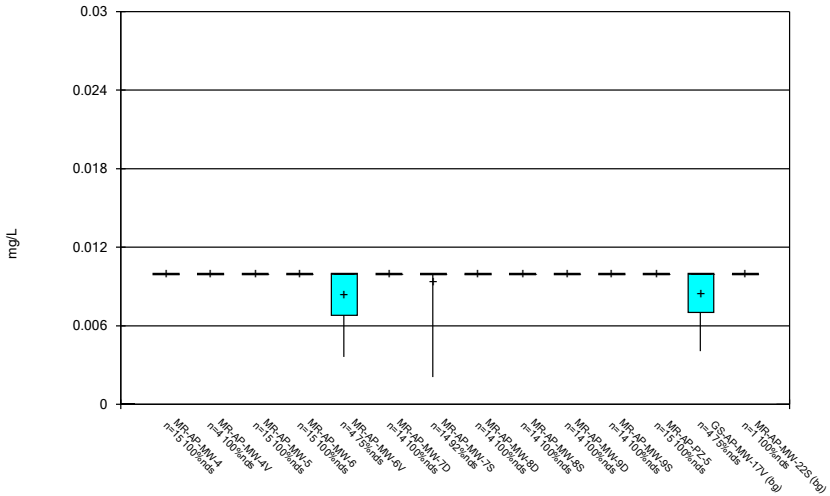


Constituent: Chromium Analysis Run 1/13/2021 12:46 PM

Plant Miller Client: Southern Company Data: Miller Ash Pond

Sanitas™ v.9.6.27b Groundwater Stats Consulting. UG

## Box & Whiskers Plot

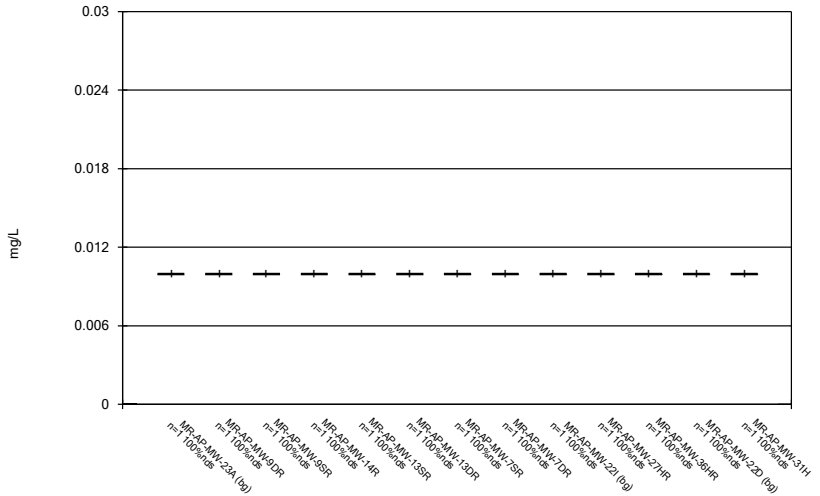


Constituent: Chromium Analysis Run 1/13/2021 12:46 PM

Plant Miller Client: Southern Company Data: Miller Ash Pond

## Box & Whiskers Plot

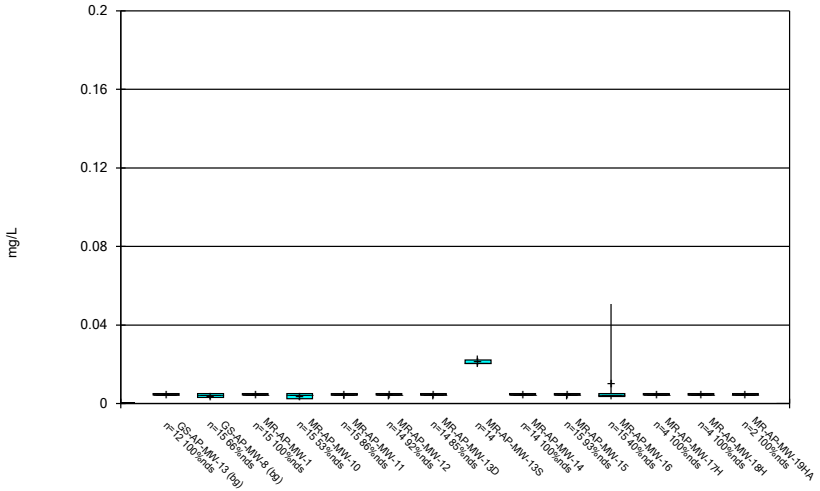


Constituent: Cobalt Analysis Run 1/13/2021 12:46 PM

Plant Miller Client: Southern Company Data: Miller Ash Pond

Sanitas™ v.9.6.27b Groundwater Stats Consulting. UG

## Box & Whiskers Plot

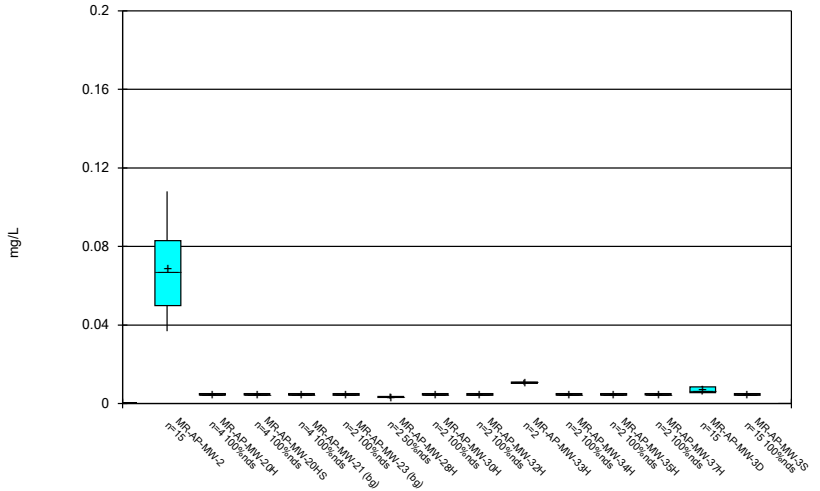


Constituent: Cobalt Analysis Run 1/13/2021 12:46 PM

Plant Miller Client: Southern Company Data: Miller Ash Pond

Sanitas™ v.9.6.27b Groundwater Stats Consulting. UG

## Box & Whiskers Plot

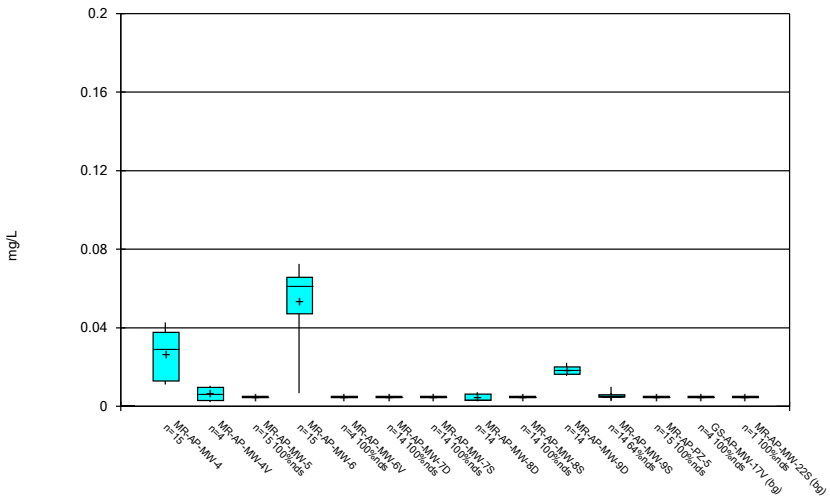


Constituent: Cobalt Analysis Run 1/13/2021 12:46 PM

Plant Miller Client: Southern Company Data: Miller Ash Pond

Sanitas™ v.9.6.27b Groundwater Stats Consulting. UG

## Box & Whiskers Plot

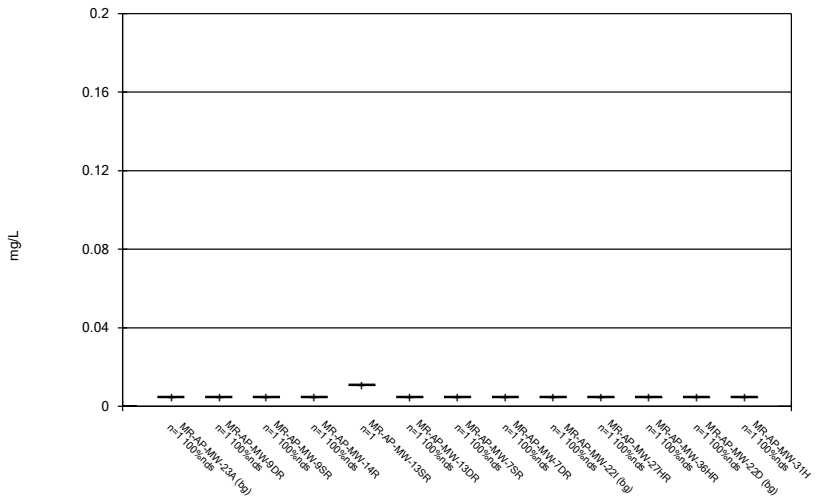


Constituent: Cobalt Analysis Run 1/13/2021 12:47 PM

Plant Miller Client: Southern Company Data: Miller Ash Pond

## Box & Whiskers Plot

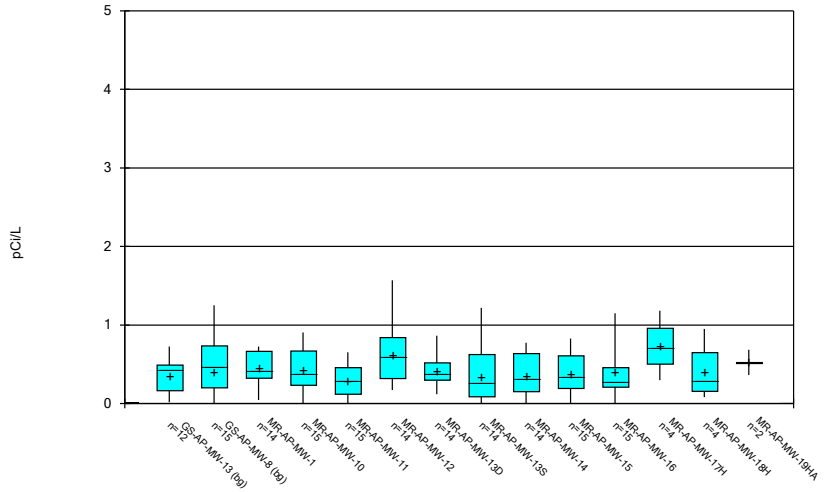


Constituent: Combined Radium 226 + 228 Analysis Run 1/13/2021 12:47 PM

Plant Miller Client: Southern Company Data: Miller Ash Pond

Sanitas™ v.9.6.27b Groundwater Stats Consulting. UG

## Box & Whiskers Plot

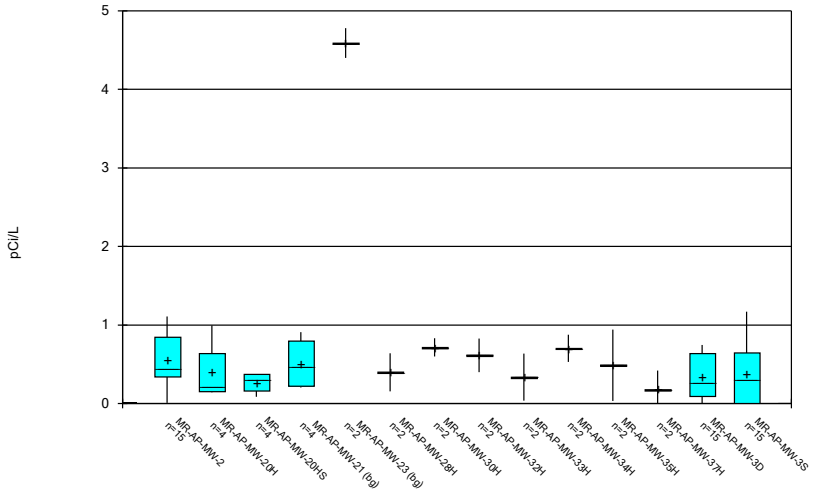


Constituent: Combined Radium 226 + 228 Analysis Run 1/13/2021 12:47 PM

Plant Miller Client: Southern Company Data: Miller Ash Pond

Sanitas™ v.9.6.27b Groundwater Stats Consulting. UG

## Box & Whiskers Plot

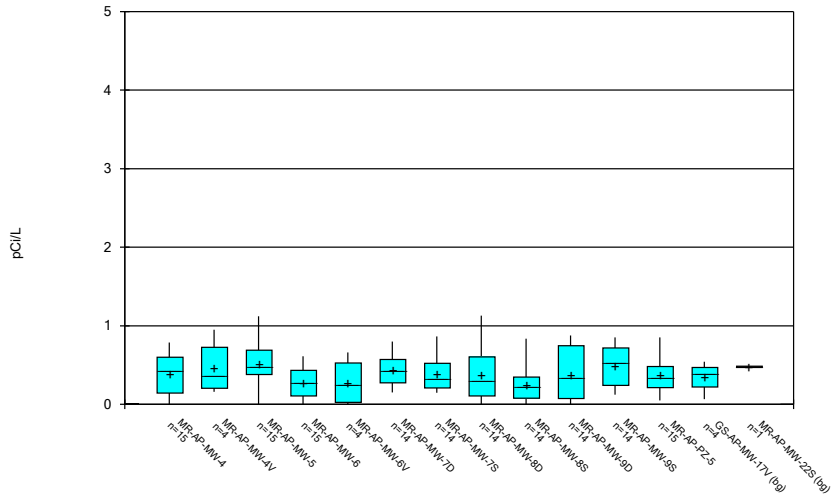


Constituent: Combined Radium 226 + 228 Analysis Run 1/13/2021 12:47 PM

Plant Miller Client: Southern Company Data: Miller Ash Pond

Sanitas™ v.9.6.27b Groundwater Stats Consulting. UG

## Box & Whiskers Plot

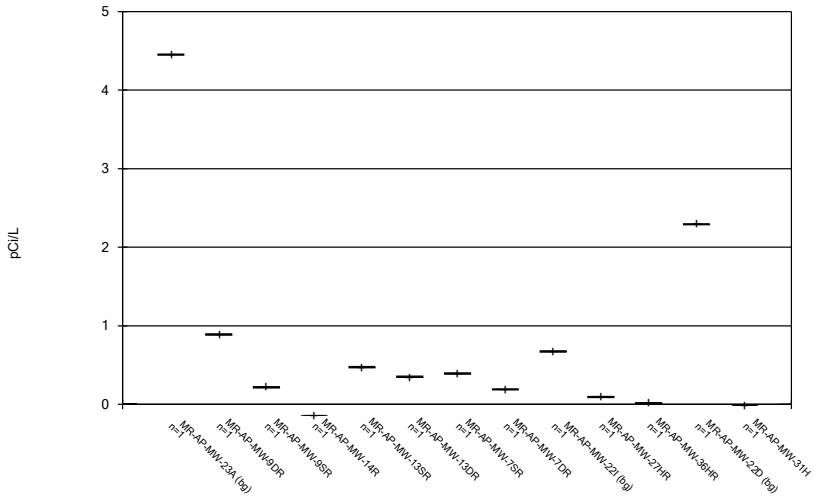


Constituent: Combined Radium 226 + 228 Analysis Run 1/13/2021 12:47 PM

Plant Miller Client: Southern Company Data: Miller Ash Pond

## Box & Whiskers Plot

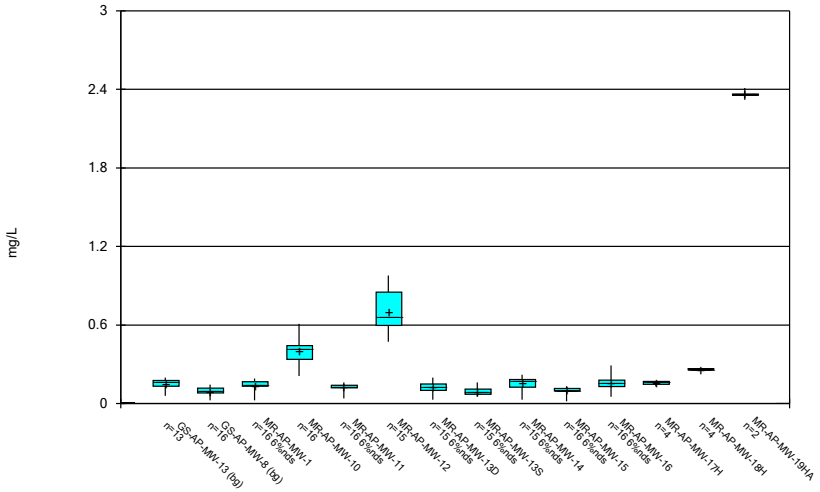


Constituent: Fluoride Analysis Run 1/13/2021 12:47 PM

Plant Miller Client: Southern Company Data: Miller Ash Pond

Sanitas™ v.9.6.27b Groundwater Stats Consulting. UG

## Box & Whiskers Plot

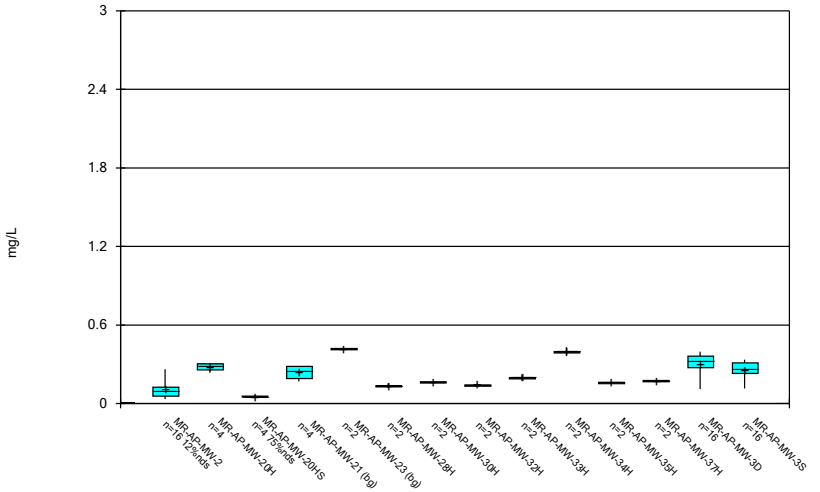


Constituent: Fluoride Analysis Run 1/13/2021 12:47 PM

Plant Miller Client: Southern Company Data: Miller Ash Pond

Sanitas™ v.9.6.27b Groundwater Stats Consulting. UG

## Box & Whiskers Plot

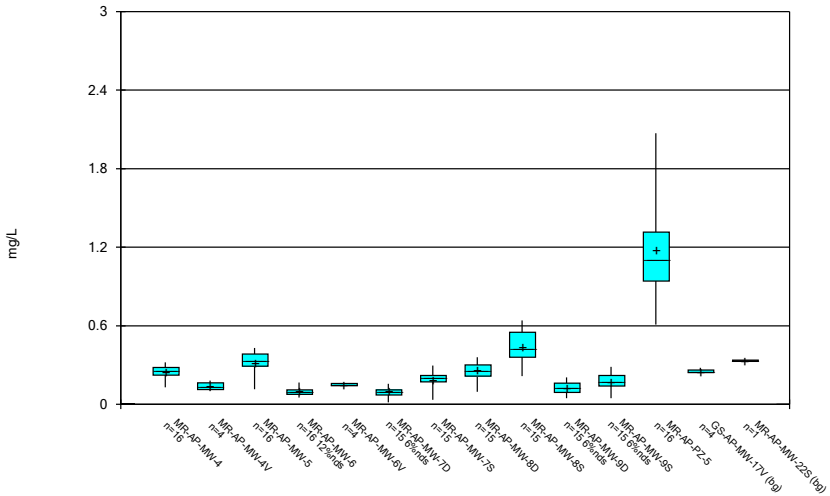


Constituent: Fluoride Analysis Run 1/13/2021 12:47 PM

Plant Miller Client: Southern Company Data: Miller Ash Pond

Sanitas™ v.9.6.27b Groundwater Stats Consulting. UG

## Box & Whiskers Plot

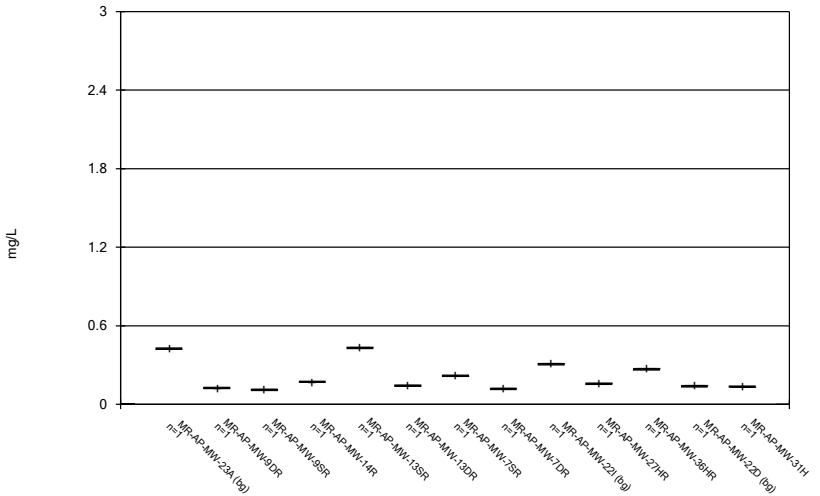


Constituent: Fluoride Analysis Run 1/13/2021 12:47 PM

Plant Miller Client: Southern Company Data: Miller Ash Pond

## Box & Whiskers Plot

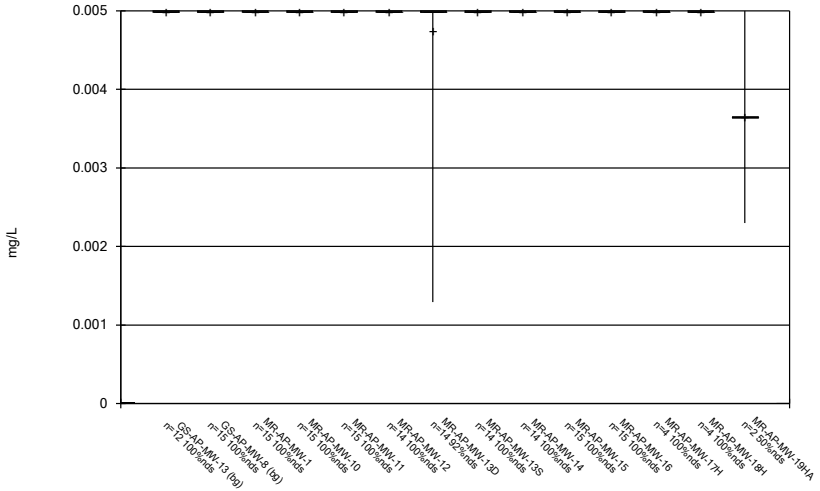


Constituent: Lead Analysis Run 1/13/2021 12:47 PM

Plant Miller Client: Southern Company Data: Miller Ash Pond

Sanitas™ v.9.6.27b Groundwater Stats Consulting. UG

## Box & Whiskers Plot

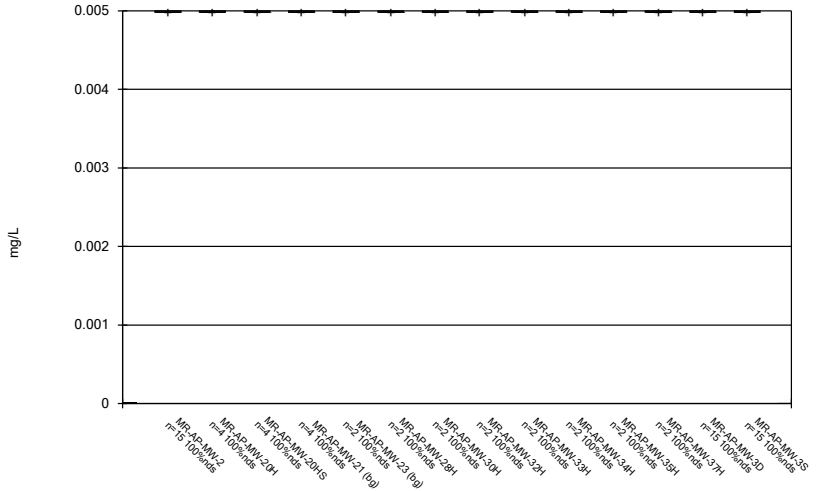


Constituent: Lead Analysis Run 1/13/2021 12:47 PM

Plant Miller Client: Southern Company Data: Miller Ash Pond

Sanitas™ v.9.6.27b Groundwater Stats Consulting. UG

## Box & Whiskers Plot

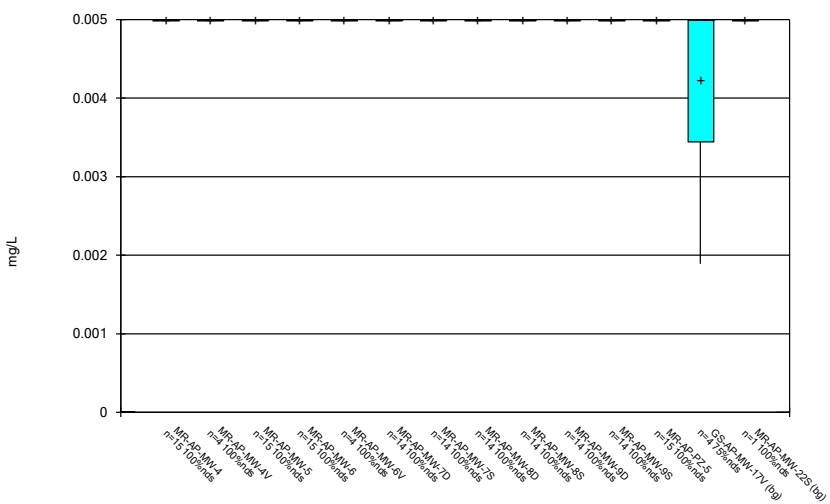


Constituent: Lead Analysis Run 1/13/2021 12:47 PM

Plant Miller Client: Southern Company Data: Miller Ash Pond

Sanitas™ v.9.6.27b Groundwater Stats Consulting. UG

## Box & Whiskers Plot

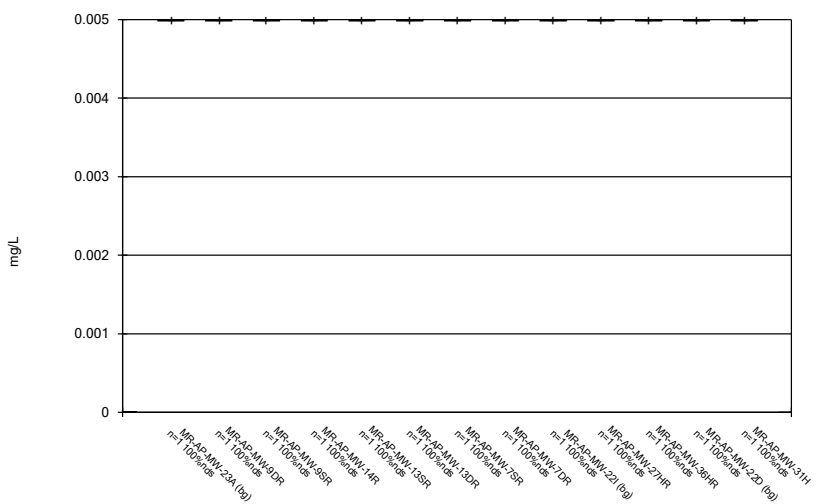


Constituent: Lead Analysis Run 1/13/2021 12:47 PM

Plant Miller Client: Southern Company Data: Miller Ash Pond

## Box & Whiskers Plot

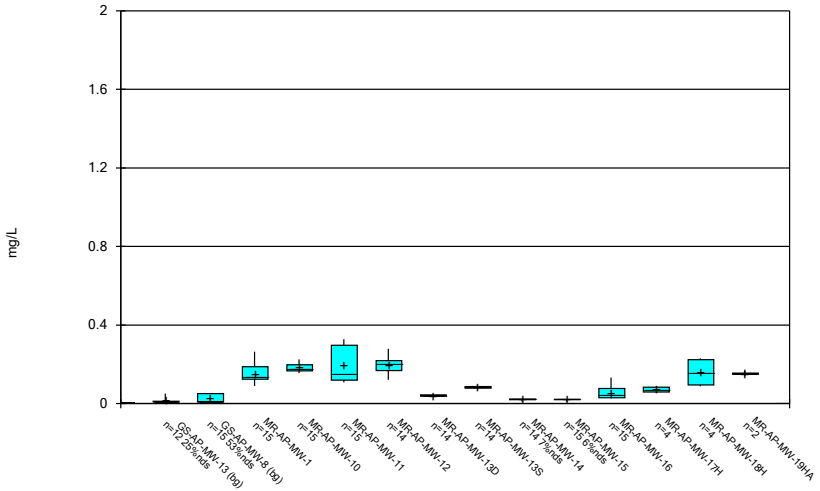


Constituent: Lithium Analysis Run 1/13/2021 12:47 PM

Plant Miller Client: Southern Company Data: Miller Ash Pond

Sanitas™ v.9.6.27b Groundwater Stats Consulting. UG

## Box & Whiskers Plot

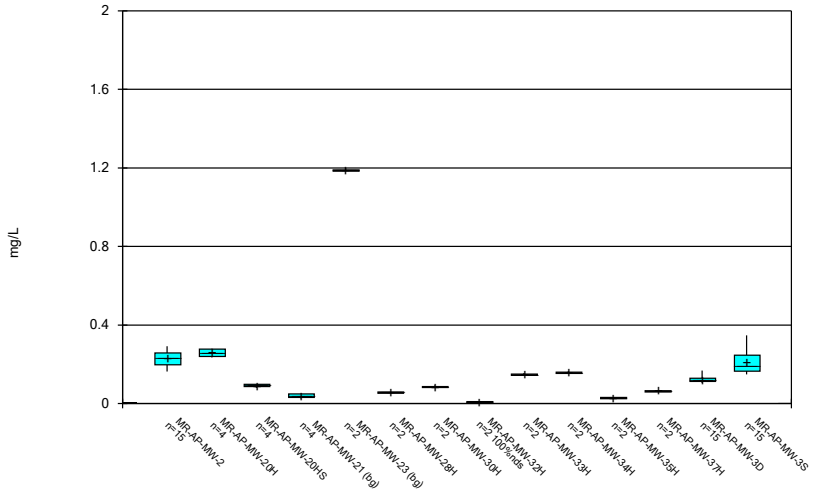


Constituent: Lithium Analysis Run 1/13/2021 12:47 PM

Plant Miller Client: Southern Company Data: Miller Ash Pond

Sanitas™ v.9.6.27b Groundwater Stats Consulting. UG

## Box & Whiskers Plot

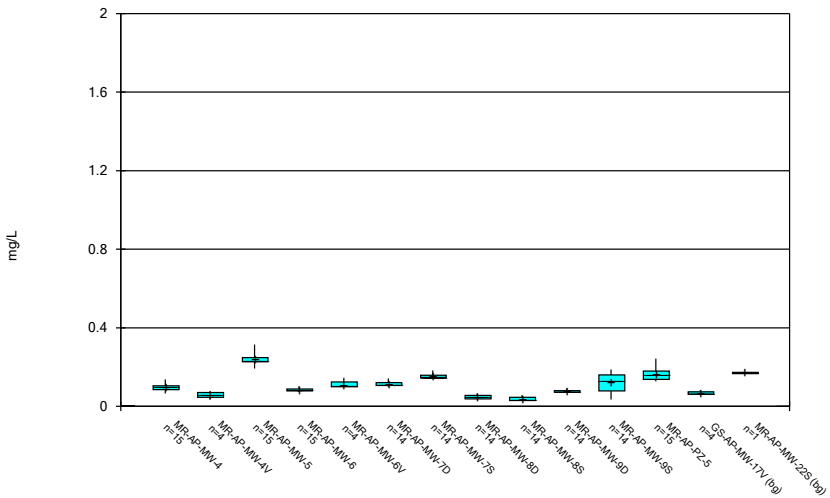


Constituent: Lithium Analysis Run 1/13/2021 12:47 PM

Plant Miller Client: Southern Company Data: Miller Ash Pond

Sanitas™ v.9.6.27b Groundwater Stats Consulting. UG

## Box & Whiskers Plot

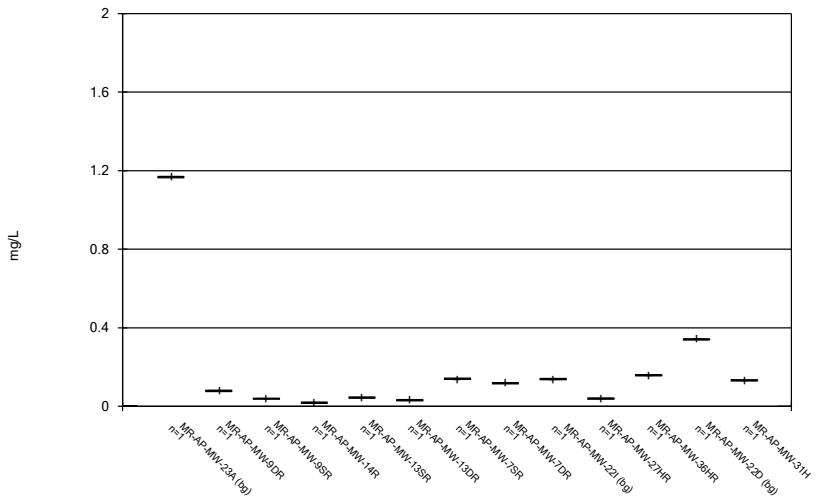


Constituent: Lithium Analysis Run 1/13/2021 12:47 PM

Plant Miller Client: Southern Company Data: Miller Ash Pond

## Box & Whiskers Plot

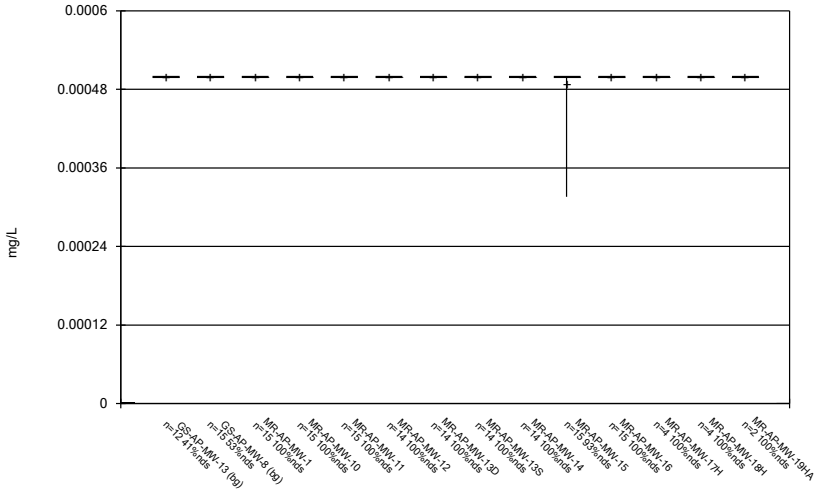


Constituent: Mercury Analysis Run 1/13/2021 12:47 PM

Plant Miller Client: Southern Company Data: Miller Ash Pond

Sanitas™ v.9.6.27b Groundwater Stats Consulting. UG

## Box & Whiskers Plot

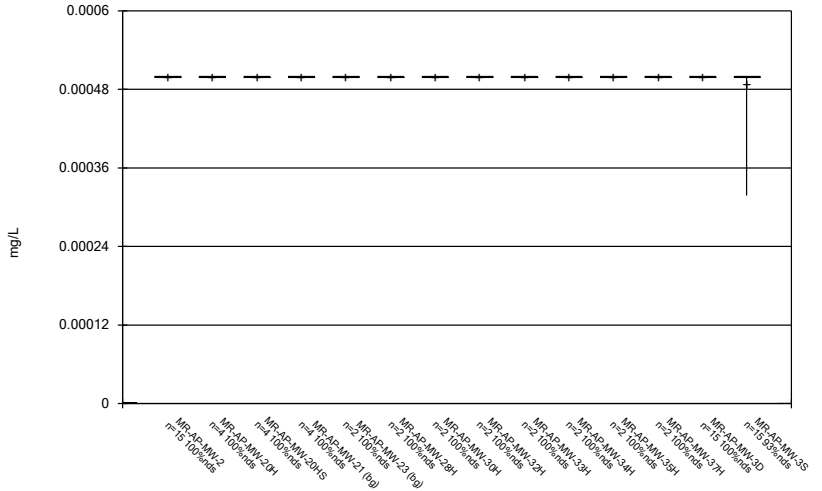


Constituent: Mercury Analysis Run 1/13/2021 12:47 PM

Plant Miller Client: Southern Company Data: Miller Ash Pond

Sanitas™ v.9.6.27b Groundwater Stats Consulting. UG

## Box & Whiskers Plot

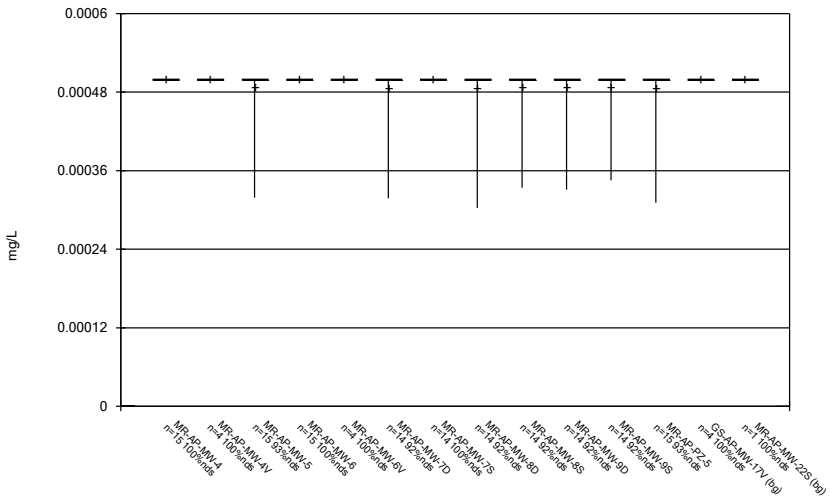


Constituent: Mercury Analysis Run 1/13/2021 12:47 PM

Plant Miller Client: Southern Company Data: Miller Ash Pond

Sanitas™ v.9.6.27b Groundwater Stats Consulting. UG

## Box & Whiskers Plot

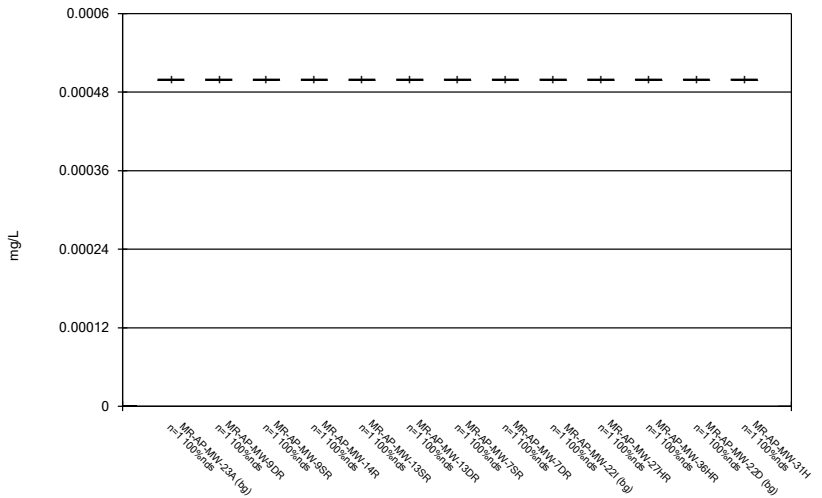


Constituent: Mercury Analysis Run 1/13/2021 12:47 PM

Plant Miller Client: Southern Company Data: Miller Ash Pond

## Box & Whiskers Plot

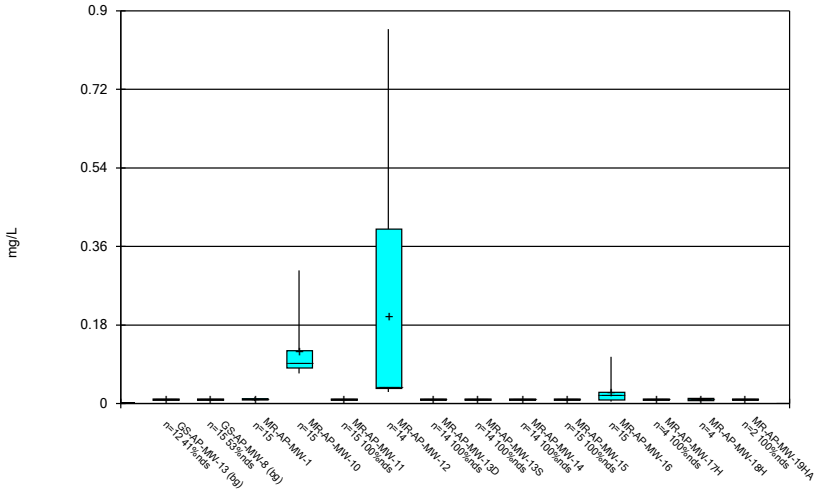


Constituent: Molybdenum Analysis Run 1/13/2021 12:47 PM

Plant Miller Client: Southern Company Data: Miller Ash Pond

Sanitas™ v.9.6.27b Groundwater Stats Consulting. UG

## Box & Whiskers Plot

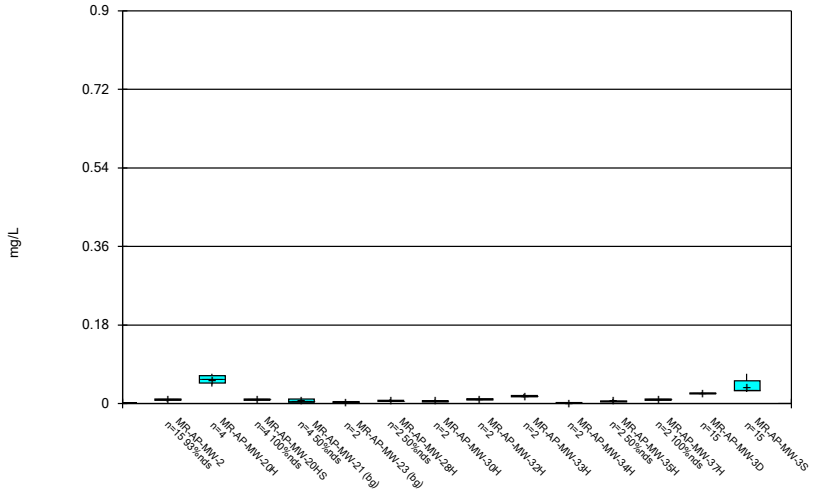


Constituent: Molybdenum Analysis Run 1/13/2021 12:47 PM

Plant Miller Client: Southern Company Data: Miller Ash Pond

Sanitas™ v.9.6.27b Groundwater Stats Consulting. UG

## Box & Whiskers Plot

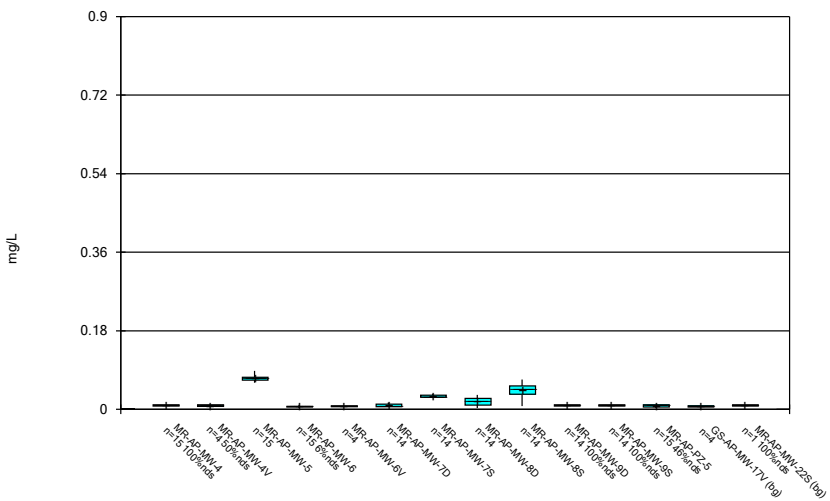


Constituent: Molybdenum Analysis Run 1/13/2021 12:47 PM

Plant Miller Client: Southern Company Data: Miller Ash Pond

Sanitas™ v.9.6.27b Groundwater Stats Consulting. UG

## Box & Whiskers Plot

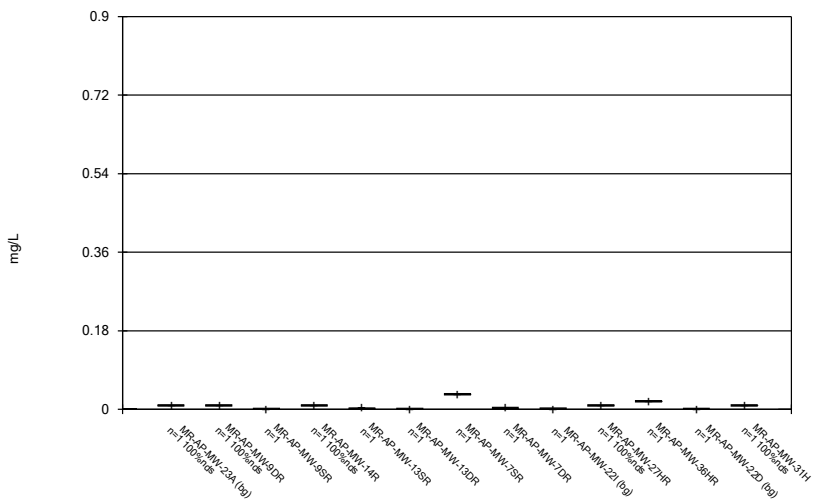


Constituent: Molybdenum Analysis Run 1/13/2021 12:47 PM

Plant Miller Client: Southern Company Data: Miller Ash Pond

## Box & Whiskers Plot

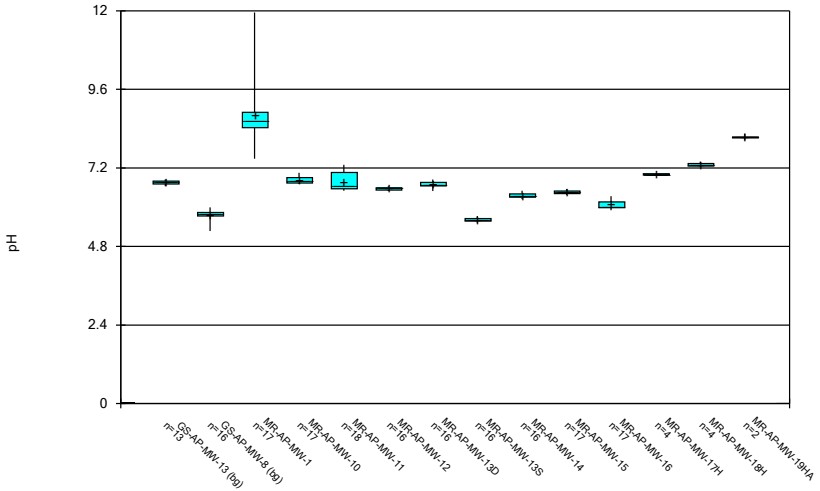


Constituent: pH Analysis Run 1/13/2021 12:47 PM

Plant Miller Client: Southern Company Data: Miller Ash Pond

Sanitas™ v.9.6.27b Groundwater Stats Consulting. UG

## Box & Whiskers Plot

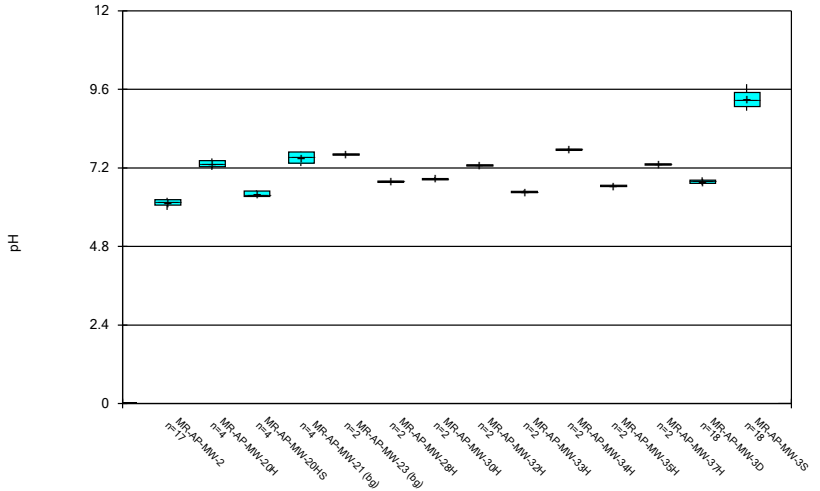


Constituent: pH Analysis Run 1/13/2021 12:47 PM

Plant Miller Client: Southern Company Data: Miller Ash Pond

Sanitas™ v.9.6.27b Groundwater Stats Consulting. UG

## Box & Whiskers Plot

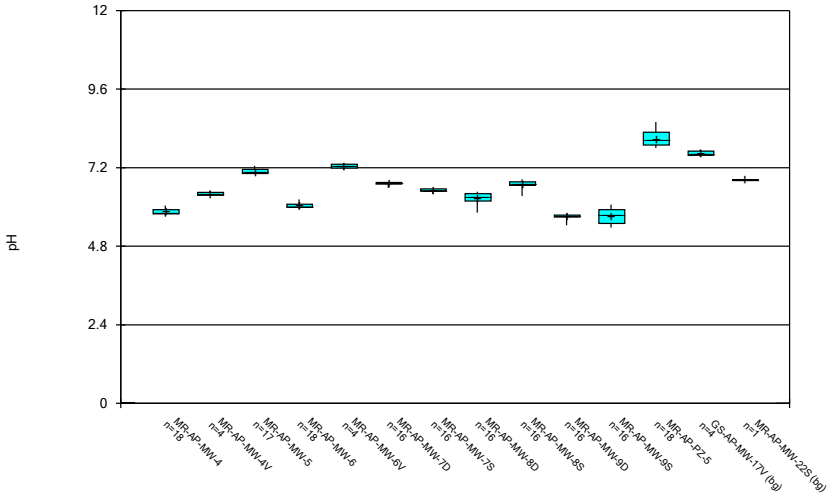


Constituent: pH Analysis Run 1/13/2021 12:47 PM

Plant Miller Client: Southern Company Data: Miller Ash Pond

Sanitas™ v.9.6.27b Groundwater Stats Consulting. UG

## Box & Whiskers Plot

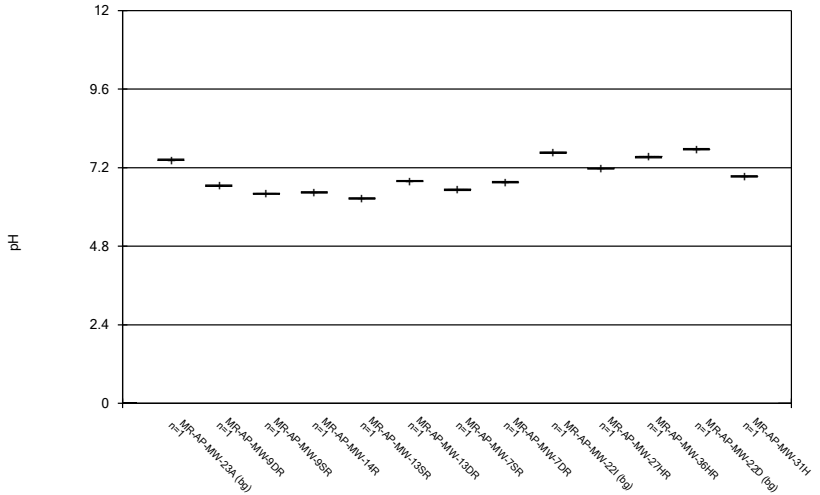


Constituent: pH Analysis Run 1/13/2021 12:47 PM

Plant Miller Client: Southern Company Data: Miller Ash Pond

## Box & Whiskers Plot

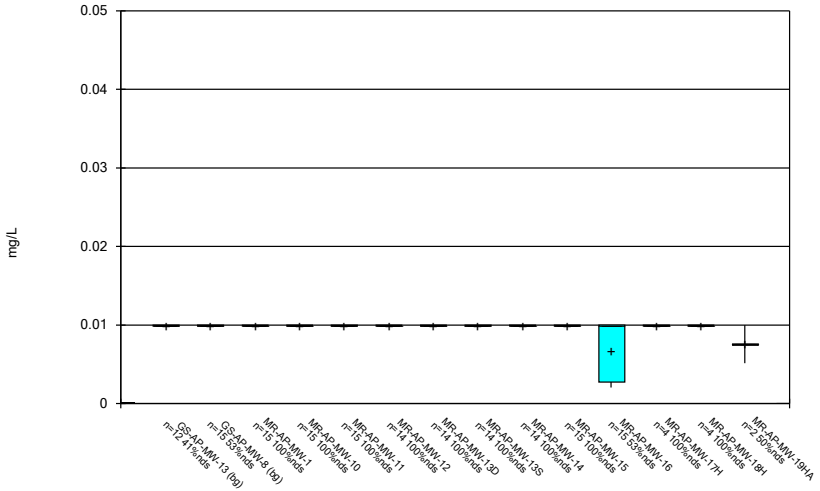


Constituent: Selenium Analysis Run 1/13/2021 12:47 PM

Plant Miller Client: Southern Company Data: Miller Ash Pond

Sanitas™ v.9.6.27b Groundwater Stats Consulting. UG

## Box & Whiskers Plot

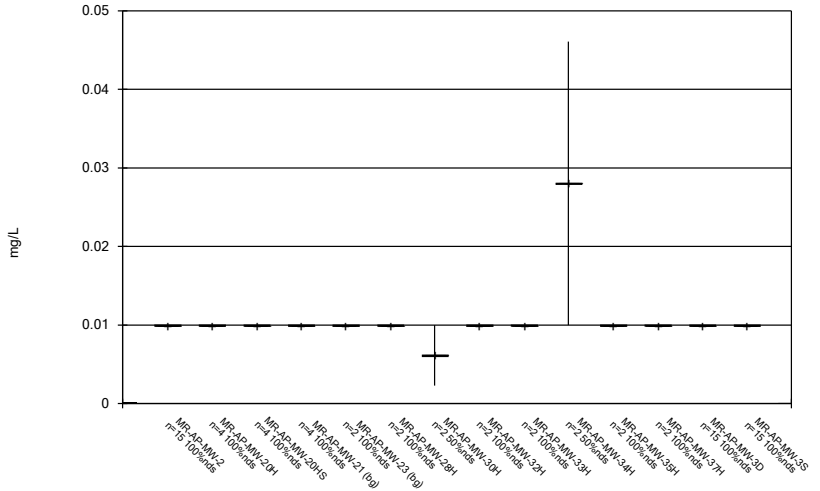


Constituent: Selenium Analysis Run 1/13/2021 12:47 PM

Plant Miller Client: Southern Company Data: Miller Ash Pond

Sanitas™ v.9.6.27b Groundwater Stats Consulting. UG

## Box & Whiskers Plot

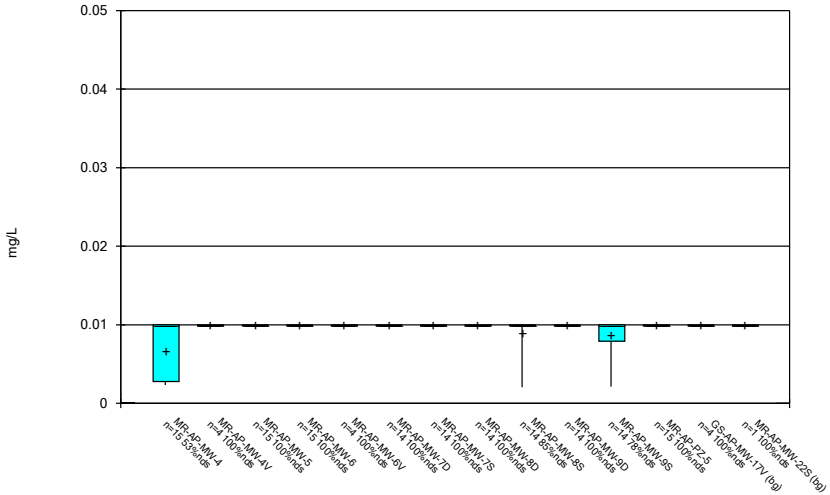


Constituent: Selenium Analysis Run 1/13/2021 12:47 PM

Plant Miller Client: Southern Company Data: Miller Ash Pond

Sanitas™ v.9.6.27b Groundwater Stats Consulting. UG

## Box & Whiskers Plot

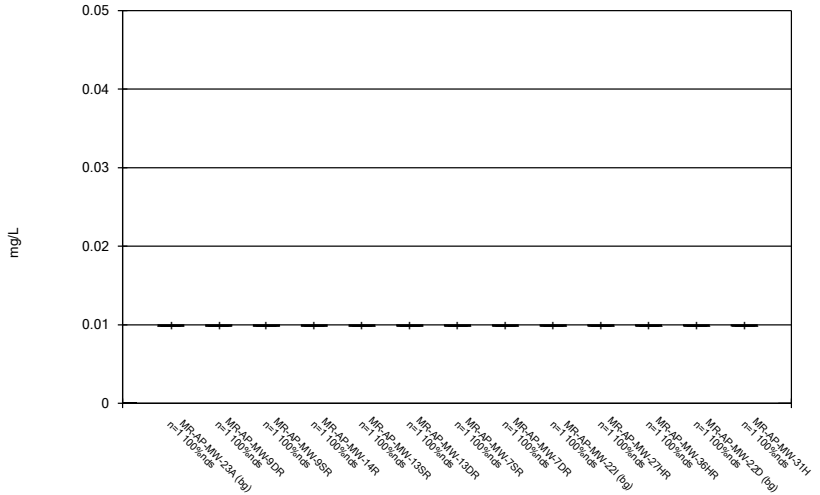


Constituent: Selenium Analysis Run 1/13/2021 12:47 PM

Plant Miller Client: Southern Company Data: Miller Ash Pond

## Box & Whiskers Plot

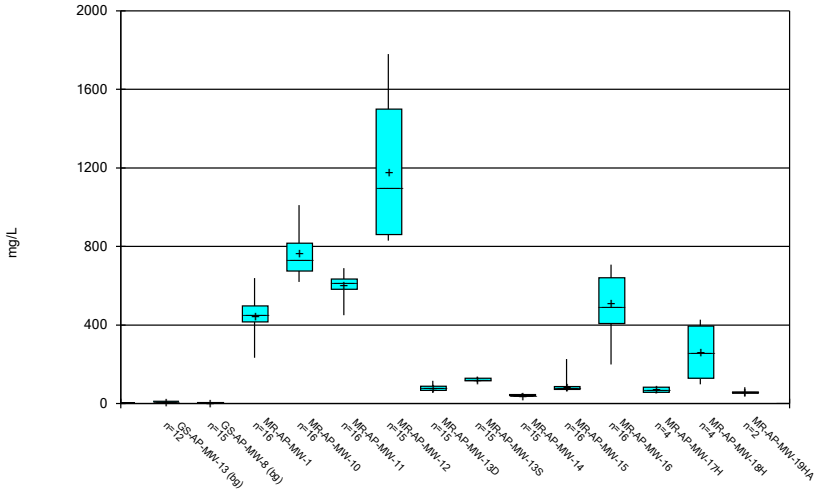


Constituent: Sulfate Analysis Run 1/13/2021 12:47 PM

Plant Miller Client: Southern Company Data: Miller Ash Pond

Sanitas™ v.9.6.27b Groundwater Stats Consulting. UG

## Box & Whiskers Plot

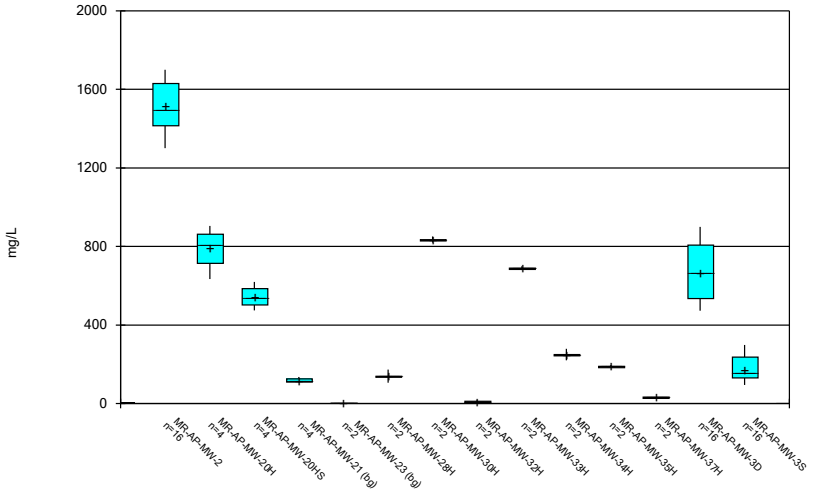


Constituent: Sulfate Analysis Run 1/13/2021 12:48 PM

Plant Miller Client: Southern Company Data: Miller Ash Pond

Sanitas™ v.9.6.27b Groundwater Stats Consulting. UG

## Box & Whiskers Plot

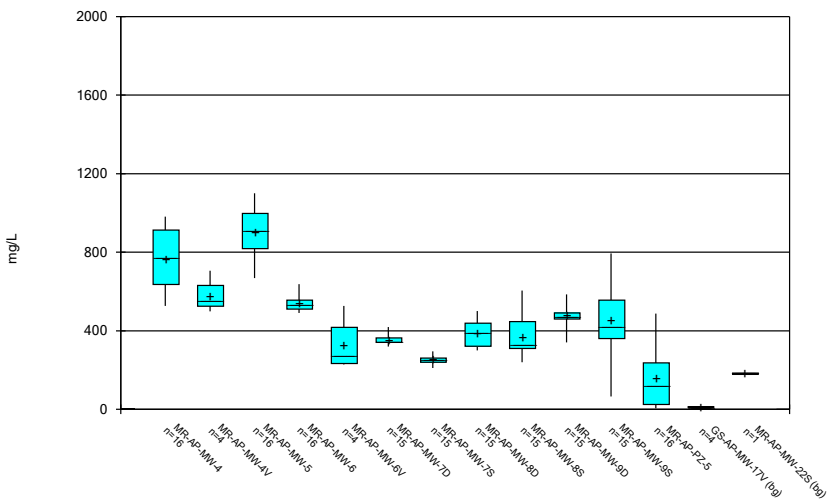


Constituent: Sulfate Analysis Run 1/13/2021 12:48 PM

Plant Miller Client: Southern Company Data: Miller Ash Pond

Sanitas™ v.9.6.27b Groundwater Stats Consulting. UG

## Box & Whiskers Plot

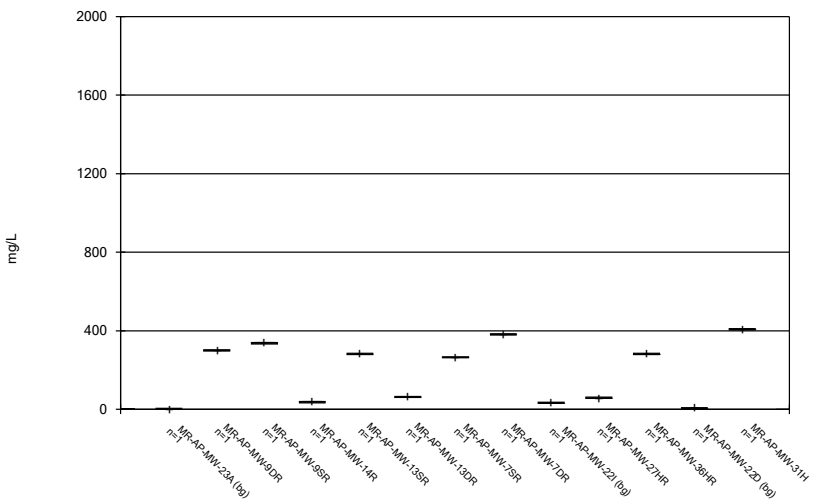


Constituent: Sulfate Analysis Run 1/13/2021 12:48 PM

Plant Miller Client: Southern Company Data: Miller Ash Pond

## Box & Whiskers Plot

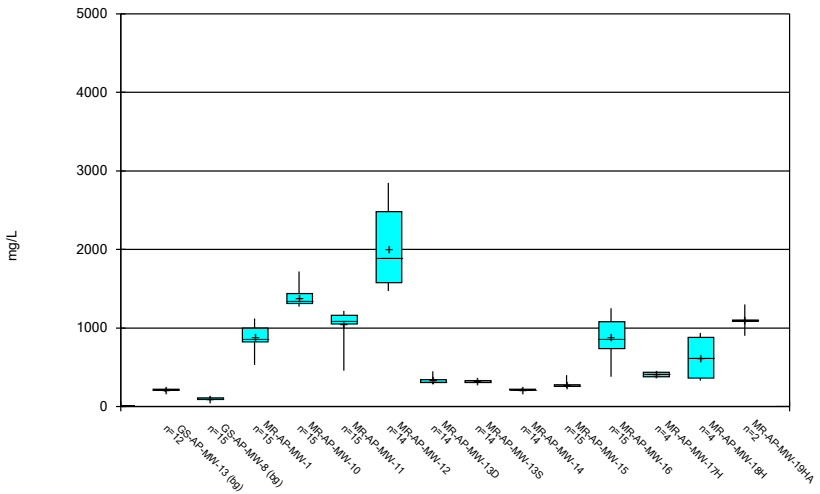


Constituent: TDS Analysis Run 1/13/2021 12:48 PM

Plant Miller Client: Southern Company Data: Miller Ash Pond

Sanitas™ v.9.6.27b Groundwater Stats Consulting. UG

## Box & Whiskers Plot

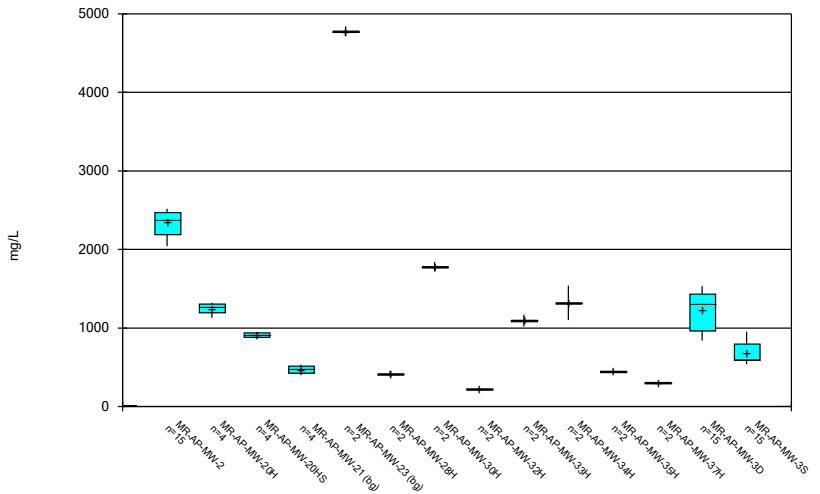


Constituent: TDS Analysis Run 1/13/2021 12:48 PM

Plant Miller Client: Southern Company Data: Miller Ash Pond

Sanitas™ v.9.6.27b Groundwater Stats Consulting. UG

## Box & Whiskers Plot

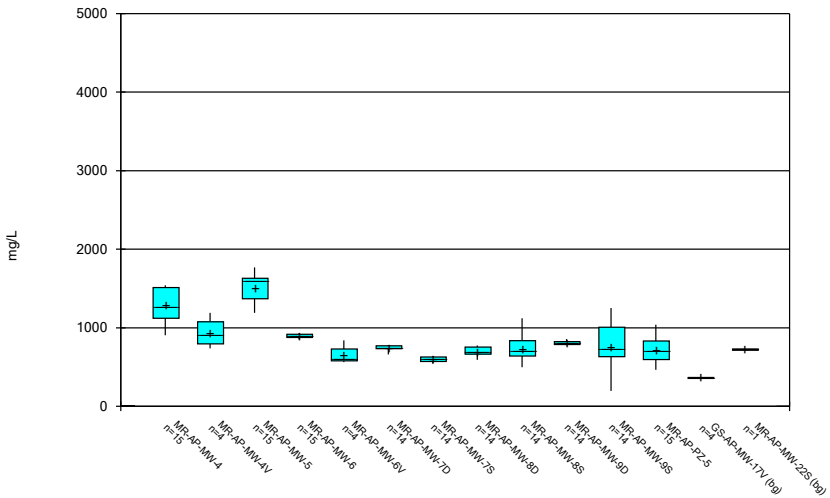


Constituent: TDS Analysis Run 1/13/2021 12:48 PM

Plant Miller Client: Southern Company Data: Miller Ash Pond

Sanitas™ v.9.6.27b Groundwater Stats Consulting. UG

## Box & Whiskers Plot

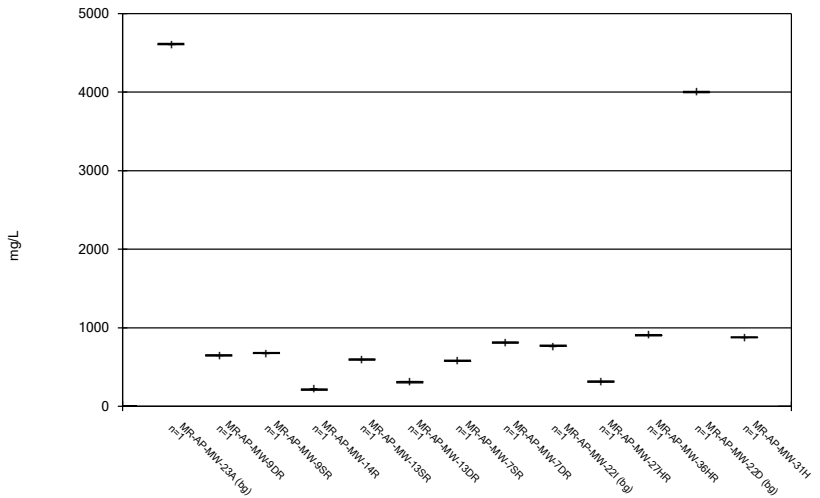


Constituent: TDS Analysis Run 1/13/2021 12:48 PM

Plant Miller Client: Southern Company Data: Miller Ash Pond

## Box & Whiskers Plot

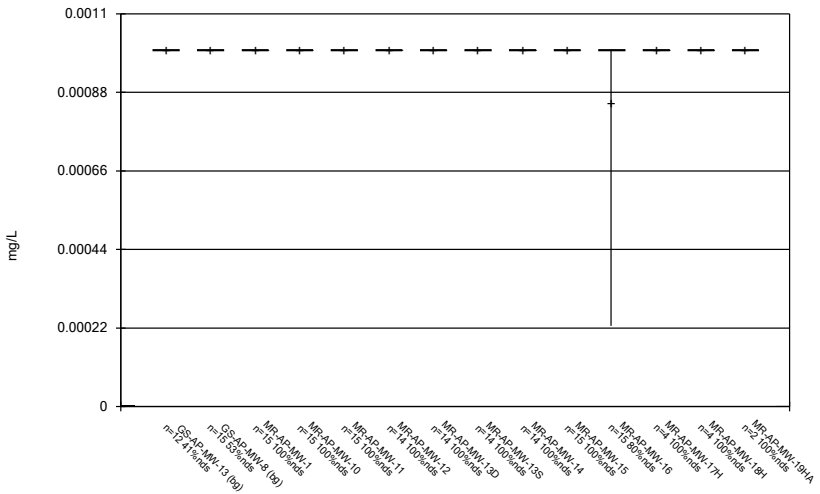


Constituent: Thallium Analysis Run 1/13/2021 12:48 PM

Plant Miller Client: Southern Company Data: Miller Ash Pond

Sanitas™ v.9.6.27b Groundwater Stats Consulting. UG

## Box & Whiskers Plot

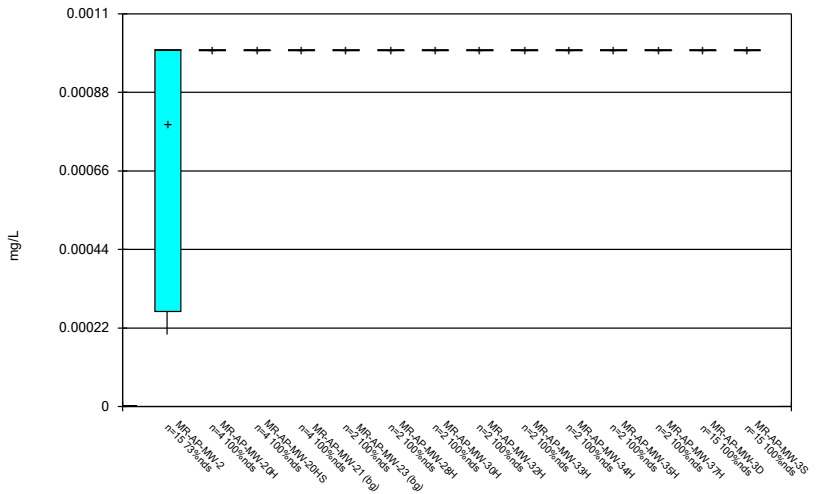


Constituent: Thallium Analysis Run 1/13/2021 12:48 PM

Plant Miller Client: Southern Company Data: Miller Ash Pond

Sanitas™ v.9.6.27b Groundwater Stats Consulting. UG

## Box & Whiskers Plot

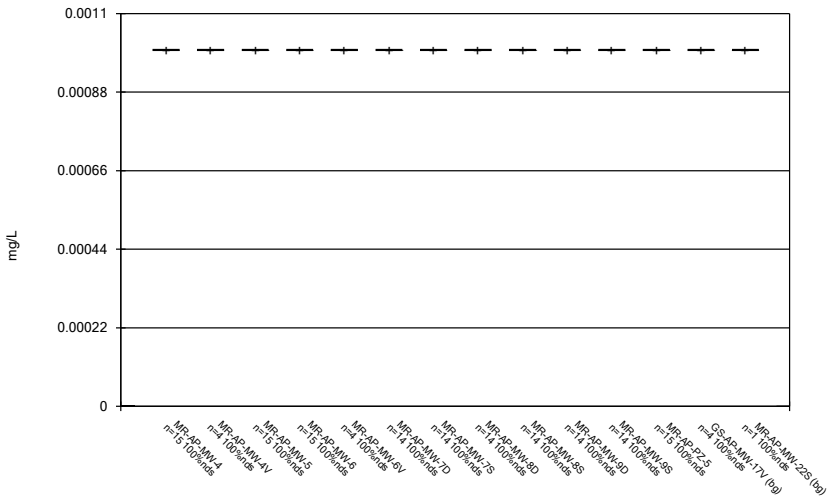


Constituent: Thallium Analysis Run 1/13/2021 12:48 PM

Plant Miller Client: Southern Company Data: Miller Ash Pond

Sanitas™ v.9.6.27b Groundwater Stats Consulting. UG

## Box & Whiskers Plot

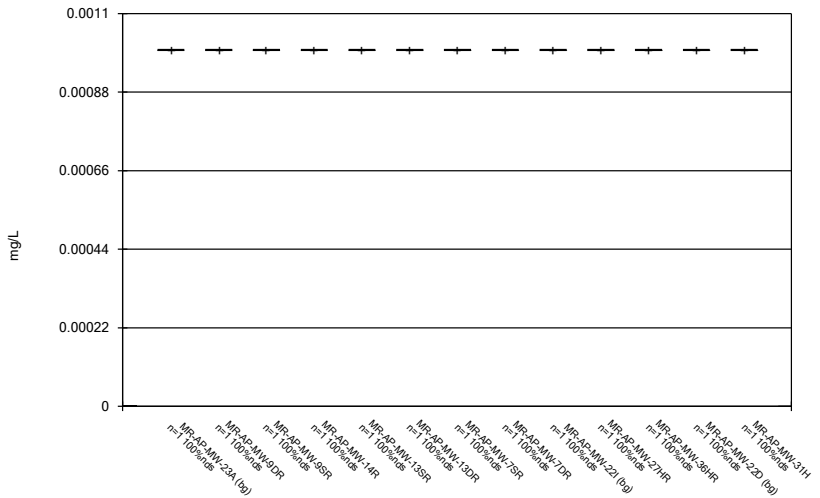


Constituent: Thallium Analysis Run 1/13/2021 12:48 PM

Plant Miller Client: Southern Company Data: Miller Ash Pond

# FIGURE C.

# Outlier Summary

Plant Miller Client: Southern Company Data: Miller Ash Pond Printed 1/12/2021, 6:47 PM

| | MR-AP-MW-1 pH (pH) |
|---|---|
| 5/1/2019 | 11.01 (o) |

FIGURE D.

# Appendix III - Interwell Prediction Limits - Significant Results

Plant Miller Client: Southern Company Data: Miller Ash Pond Printed 1/14/2021, 1:15 PM

| Constituent | Well | Upper Lim. | Lower Lim. | Date | Observ. | Sig. | Bg N | Bg Mean | Std. Dev. | %NDs | ND Adj. | Transform | Alpha | Method |
|---|---|---|---|---|---|---|---|---|---|---|---|---|---|---|
| Boron (mg/L) | MR-AP-MW-10 | 0.101 | n/a | 10/19/2020 | 4.44 | Yes | 35 | n/a | n/a | 37.14 | n/a | n/a | 0.001392 | NP Inter (normality) 1 of 2 |
| Boron (mg/L) | MR-AP-MW-12 | 0.101 | n/a | 10/19/2020 | 7.42 | Yes | 35 | n/a | n/a | 37.14 | n/a | n/a | 0.001392 | NP Inter (normality) 1 of 2 |
| Boron (mg/L) | MR-AP-MW-15 | 0.101 | n/a | 10/13/2020 | 0.375 | Yes | 35 | n/a | n/a | 37.14 | n/a | n/a | 0.001392 | NP Inter (normality) 1 of 2 |
| Boron (mg/L) | MR-AP-MW-16 | 0.101 | n/a | 10/13/2020 | 2.62 | Yes | 35 | n/a | n/a | 37.14 | n/a | n/a | 0.001392 | NP Inter (normality) 1 of 2 |
| Boron (mg/L) | MR-AP-MW-2 | 0.101 | n/a | 10/21/2020 | 0.316 | Yes | 35 | n/a | n/a | 37.14 | n/a | n/a | 0.001392 | NP Inter (normality) 1 of 2 |
| Boron (mg/L) | MR-AP-MW-3D | 0.101 | n/a | 10/13/2020 | 0.492 | Yes | 35 | n/a | n/a | 37.14 | n/a | n/a | 0.001392 | NP Inter (normality) 1 of 2 |
| Boron (mg/L) | MR-AP-MW-3S | 0.101 | n/a | 10/13/2020 | 0.271 | Yes | 35 | n/a | n/a | 37.14 | n/a | n/a | 0.001392 | NP Inter (normality) 1 of 2 |
| Boron (mg/L) | MR-AP-MW-4 | 0.101 | n/a | 10/14/2020 | 0.46 | Yes | 35 | n/a | n/a | 37.14 | n/a | n/a | 0.001392 | NP Inter (normality) 1 of 2 |
| Boron (mg/L) | MR-AP-MW-5 | 0.101 | n/a | 10/21/2020 | 0.847 | Yes | 35 | n/a | n/a | 37.14 | n/a | n/a | 0.001392 | NP Inter (normality) 1 of 2 |
| Boron (mg/L) | MR-AP-MW-6 | 0.101 | n/a | 10/20/2020 | 0.947 | Yes | 35 | n/a | n/a | 37.14 | n/a | n/a | 0.001392 | NP Inter (normality) 1 of 2 |
| Boron (mg/L) | MR-AP-PZ-5 | 0.101 | n/a | 10/21/2020 | 0.328 | Yes | 35 | n/a | n/a | 37.14 | n/a | n/a | 0.001392 | NP Inter (normality) 1 of 2 |
| Calcium (mg/L) | MR-AP-MW-10 | 63.5 | n/a | 10/19/2020 | 149 | Yes | 35 | n/a | n/a | 0 | n/a | n/a | 0.001392 | NP Inter (normality) 1 of 2 |
| Calcium (mg/L) | MR-AP-MW-11 | 63.5 | n/a | 10/20/2020 | 151 | Yes | 35 | n/a | n/a | 0 | n/a | n/a | 0.001392 | NP Inter (normality) 1 of 2 |
| Calcium (mg/L) | MR-AP-MW-12 | 63.5 | n/a | 10/19/2020 | 115 | Yes | 35 | n/a | n/a | 0 | n/a | n/a | 0.001392 | NP Inter (normality) 1 of 2 |
| Calcium (mg/L) | MR-AP-MW-16 | 63.5 | n/a | 10/13/2020 | 96.9 | Yes | 35 | n/a | n/a | 0 | n/a | n/a | 0.001392 | NP Inter (normality) 1 of 2 |
| Calcium (mg/L) | MR-AP-MW-2 | 63.5 | n/a | 10/21/2020 | 212 | Yes | 35 | n/a | n/a | 0 | n/a | n/a | 0.001392 | NP Inter (normality) 1 of 2 |
| Calcium (mg/L) | MR-AP-MW-3D | 63.5 | n/a | 10/13/2020 | 162 | Yes | 35 | n/a | n/a | 0 | n/a | n/a | 0.001392 | NP Inter (normality) 1 of 2 |
| Calcium (mg/L) | MR-AP-MW-4 | 63.5 | n/a | 10/14/2020 | 194 | Yes | 35 | n/a | n/a | 0 | n/a | n/a | 0.001392 | NP Inter (normality) 1 of 2 |
| Calcium (mg/L) | MR-AP-MW-5 | 63.5 | n/a | 10/21/2020 | 242 | Yes | 35 | n/a | n/a | 0 | n/a | n/a | 0.001392 | NP Inter (normality) 1 of 2 |
| Calcium (mg/L) | MR-AP-MW-6 | 63.5 | n/a | 10/20/2020 | 148 | Yes | 35 | n/a | n/a | 0 | n/a | n/a | 0.001392 | NP Inter (normality) 1 of 2 |
| Chloride (mg/L) | MR-AP-MW-1 | 14.6 | n/a | 10/19/2020 | 16 | Yes | 35 | n/a | n/a | 0 | n/a | n/a | 0.001392 | NP Inter (normality) 1 of 2 |
| Chloride (mg/L) | MR-AP-MW-15 | 14.6 | n/a | 10/13/2020 | 17.5 | Yes | 35 | n/a | n/a | 0 | n/a | n/a | 0.001392 | NP Inter (normality) 1 of 2 |
| Chloride (mg/L) | MR-AP-MW-3D | 14.6 | n/a | 10/13/2020 | 25.9 | Yes | 35 | n/a | n/a | 0 | n/a | n/a | 0.001392 | NP Inter (normality) 1 of 2 |
| Chloride (mg/L) | MR-AP-MW-3S | 14.6 | n/a | 10/13/2020 | 96.3 | Yes | 35 | n/a | n/a | 0 | n/a | n/a | 0.001392 | NP Inter (normality) 1 of 2 |
| Chloride (mg/L) | MR-AP-MW-4 | 14.6 | n/a | 10/14/2020 | 30.8 | Yes | 35 | n/a | n/a | 0 | n/a | n/a | 0.001392 | NP Inter (normality) 1 of 2 |
| Chloride (mg/L) | MR-AP-MW-5 | 14.6 | n/a | 10/21/2020 | 35.8 | Yes | 35 | n/a | n/a | 0 | n/a | n/a | 0.001392 | NP Inter (normality) 1 of 2 |
| Chloride (mg/L) | MR-AP-MW-6 | 14.6 | n/a | 10/20/2020 | 34 | Yes | 35 | n/a | n/a | 0 | n/a | n/a | 0.001392 | NP Inter (normality) 1 of 2 |
| Chloride (mg/L) | MR-AP-PZ-5 | 14.6 | n/a | 10/21/2020 | 23.9 | Yes | 35 | n/a | n/a | 0 | n/a | n/a | 0.001392 | NP Inter (normality) 1 of 2 |
| Fluoride (mg/L) | MR-AP-MW-10 | 0.2923 | n/a | 10/19/2020 | 0.608 | Yes | 37 | 0.1454 | 0.06817 | 0 | None | No | 0.0005787 | Param Inter 1 of 2 |
| Fluoride (mg/L) | MR-AP-MW-12 | 0.2923 | n/a | 10/19/2020 | 0.978 | Yes | 37 | 0.1454 | 0.06817 | 0 | None | No | 0.0005787 | Param Inter 1 of 2 |
| Fluoride (mg/L) | MR-AP-MW-3D | 0.2923 | n/a | 10/13/2020 | 0.362 | Yes | 37 | 0.1454 | 0.06817 | 0 | None | No | 0.0005787 | Param Inter 1 of 2 |
| Fluoride (mg/L) | MR-AP-MW-3S | 0.2923 | n/a | 10/13/2020 | 0.311 | Yes | 37 | 0.1454 | 0.06817 | 0 | None | No | 0.0005787 | Param Inter 1 of 2 |
| Fluoride (mg/L) | MR-AP-MW-5 | 0.2923 | n/a | 10/21/2020 | 0.427 | Yes | 37 | 0.1454 | 0.06817 | 0 | None | No | 0.0005787 | Param Inter 1 of 2 |
| Fluoride (mg/L) | MR-AP-PZ-5 | 0.2923 | n/a | 10/21/2020 | 1.89 | Yes | 37 | 0.1454 | 0.06817 | 0 | None | No | 0.0005787 | Param Inter 1 of 2 |
| Sulfate (mg/L) | MR-AP-MW-1 | 135 | n/a | 10/19/2020 | 233 | Yes | 35 | n/a | n/a | 0 | n/a | n/a | 0.001392 | NP Inter (normality) 1 of 2 |
| Sulfate (mg/L) | MR-AP-MW-10 | 135 | n/a | 10/19/2020 | 781 | Yes | 35 | n/a | n/a | 0 | n/a | n/a | 0.001392 | NP Inter (normality) 1 of 2 |
| Sulfate (mg/L) | MR-AP-MW-11 | 135 | n/a | 10/20/2020 | 575 | Yes | 35 | n/a | n/a | 0 | n/a | n/a | 0.001392 | NP Inter (normality) 1 of 2 |
| Sulfate (mg/L) | MR-AP-MW-12 | 135 | n/a | 10/19/2020 | 1630 | Yes | 35 | n/a | n/a | 0 | n/a | n/a | 0.001392 | NP Inter (normality) 1 of 2 |
| Sulfate (mg/L) | MR-AP-MW-16 | 135 | n/a | 10/13/2020 | 366 | Yes | 35 | n/a | n/a | 0 | n/a | n/a | 0.001392 | NP Inter (normality) 1 of 2 |
| Sulfate (mg/L) | MR-AP-MW-2 | 135 | n/a | 10/21/2020 | 1360 | Yes | 35 | n/a | n/a | 0 | n/a | n/a | 0.001392 | NP Inter (normality) 1 of 2 |
| Sulfate (mg/L) | MR-AP-MW-3D | 135 | n/a | 10/13/2020 | 473 | Yes | 35 | n/a | n/a | 0 | n/a | n/a | 0.001392 | NP Inter (normality) 1 of 2 |
| Sulfate (mg/L) | MR-AP-MW-3S | 135 | n/a | 10/13/2020 | 236 | Yes | 35 | n/a | n/a | 0 | n/a | n/a | 0.001392 | NP Inter (normality) 1 of 2 |
| Sulfate (mg/L) | MR-AP-MW-4 | 135 | n/a | 10/14/2020 | 527 | Yes | 35 | n/a | n/a | 0 | n/a | n/a | 0.001392 | NP Inter (normality) 1 of 2 |
| Sulfate (mg/L) | MR-AP-MW-5 | 135 | n/a | 10/21/2020 | 669 | Yes | 35 | n/a | n/a | 0 | n/a | n/a | 0.001392 | NP Inter (normality) 1 of 2 |
| Sulfate (mg/L) | MR-AP-MW-6 | 135 | n/a | 10/20/2020 | 513 | Yes | 35 | n/a | n/a | 0 | n/a | n/a | 0.001392 | NP Inter (normality) 1 of 2 |
| TDS (mg/L) | MR-AP-MW-10 | 534 | n/a | 10/19/2020 | 1430 | Yes | 35 | n/a | n/a | 0 | n/a | n/a | 0.001392 | NP Inter (normality) 1 of 2 |
| TDS (mg/L) | MR-AP-MW-11 | 534 | n/a | 10/20/2020 | 1050 | Yes | 35 | n/a | n/a | 0 | n/a | n/a | 0.001392 | NP Inter (normality) 1 of 2 |
| TDS (mg/L) | MR-AP-MW-12 | 534 | n/a | 10/19/2020 | 2540 | Yes | 35 | n/a | n/a | 0 | n/a | n/a | 0.001392 | NP Inter (normality) 1 of 2 |
| TDS (mg/L) | MR-AP-MW-16 | 534 | n/a | 10/13/2020 | 738 | Yes | 35 | n/a | n/a | 0 | n/a | n/a | 0.001392 | NP Inter (normality) 1 of 2 |
| TDS (mg/L) | MR-AP-MW-2 | 534 | n/a | 10/21/2020 | 2190 | Yes | 35 | n/a | n/a | 0 | n/a | n/a | 0.001392 | NP Inter (normality) 1 of 2 |
| TDS (mg/L) | MR-AP-MW-3D | 534 | n/a | 10/13/2020 | 937 | Yes | 35 | n/a | n/a | 0 | n/a | n/a | 0.001392 | NP Inter (normality) 1 of 2 |
| TDS (mg/L) | MR-AP-MW-3S | 534 | n/a | 10/13/2020 | 793 | Yes | 35 | n/a | n/a | 0 | n/a | n/a | 0.001392 | NP Inter (normality) 1 of 2 |
| TDS (mg/L) | MR-AP-MW-4 | 534 | n/a | 10/14/2020 | 934 | Yes | 35 | n/a | n/a | 0 | n/a | n/a | 0.001392 | NP Inter (normality) 1 of 2 |
| TDS (mg/L) | MR-AP-MW-5 | 534 | n/a | 10/21/2020 | 1190 | Yes | 35 | n/a | n/a | 0 | n/a | n/a | 0.001392 | NP Inter (normality) 1 of 2 |
| TDS (mg/L) | MR-AP-MW-6 | 534 | n/a | 10/20/2020 | 876 | Yes | 35 | n/a | n/a | 0 | n/a | n/a | 0.001392 | NP Inter (normality) 1 of 2 |
| TDS (mg/L) | MR-AP-PZ-5 | 534 | n/a | 10/21/2020 | 594 | Yes | 35 | n/a | n/a | 0 | n/a | n/a | 0.001392 | NP Inter (normality) 1 of 2 |

# Appendix III - Interwell Prediction Limits - All Results

Plant Miller Client: Southern Company Data: Miller Ash Pond Printed 1/14/2021, 1:15 PM

| Constituent | Well | Upper Lim. | Lower Lim. | Date | Observ. | Sig. | Bg N | Bg Mean | Std. Dev. | %NDs | ND Adj. | Transform | Alpha | Method |
|---|---|---|---|---|---|---|---|---|---|---|---|---|---|---|
| Boron (mg/L) | MR-AP-MW-1 | 0.101 | n/a | 10/19/2020 | 0.0512J | No | 35 | n/a | n/a | 37.14 | n/a | n/a | 0.001392 | NP Inter (normality) 1 of 2 |
| **Boron (mg/L)** | **MR-AP-MW-10** | **0.101** | **n/a** | **10/19/2020** | **4.44** | **Yes** | **35** | **n/a** | **n/a** | **37.14** | **n/a** | **n/a** | **0.001392** | **NP Inter (normality) 1 of 2** |
| Boron (mg/L) | MR-AP-MW-11 | 0.101 | n/a | 10/20/2020 | 0.0357J | No | 35 | n/a | n/a | 37.14 | n/a | n/a | 0.001392 | NP Inter (normality) 1 of 2 |
| **Boron (mg/L)** | **MR-AP-MW-12** | **0.101** | **n/a** | **10/19/2020** | **7.42** | **Yes** | **35** | **n/a** | **n/a** | **37.14** | **n/a** | **n/a** | **0.001392** | **NP Inter (normality) 1 of 2** |
| **Boron (mg/L)** | **MR-AP-MW-15** | **0.101** | **n/a** | **10/13/2020** | **0.375** | **Yes** | **35** | **n/a** | **n/a** | **37.14** | **n/a** | **n/a** | **0.001392** | **NP Inter (normality) 1 of 2** |
| **Boron (mg/L)** | **MR-AP-MW-16** | **0.101** | **n/a** | **10/13/2020** | **2.62** | **Yes** | **35** | **n/a** | **n/a** | **37.14** | **n/a** | **n/a** | **0.001392** | **NP Inter (normality) 1 of 2** |
| **Boron (mg/L)** | **MR-AP-MW-2** | **0.101** | **n/a** | **10/21/2020** | **0.316** | **Yes** | **35** | **n/a** | **n/a** | **37.14** | **n/a** | **n/a** | **0.001392** | **NP Inter (normality) 1 of 2** |
| **Boron (mg/L)** | **MR-AP-MW-3D** | **0.101** | **n/a** | **10/13/2020** | **0.492** | **Yes** | **35** | **n/a** | **n/a** | **37.14** | **n/a** | **n/a** | **0.001392** | **NP Inter (normality) 1 of 2** |
| **Boron (mg/L)** | **MR-AP-MW-3S** | **0.101** | **n/a** | **10/13/2020** | **0.271** | **Yes** | **35** | **n/a** | **n/a** | **37.14** | **n/a** | **n/a** | **0.001392** | **NP Inter (normality) 1 of 2** |
| **Boron (mg/L)** | **MR-AP-MW-4** | **0.101** | **n/a** | **10/14/2020** | **0.46** | **Yes** | **35** | **n/a** | **n/a** | **37.14** | **n/a** | **n/a** | **0.001392** | **NP Inter (normality) 1 of 2** |
| **Boron (mg/L)** | **MR-AP-MW-5** | **0.101** | **n/a** | **10/21/2020** | **0.847** | **Yes** | **35** | **n/a** | **n/a** | **37.14** | **n/a** | **n/a** | **0.001392** | **NP Inter (normality) 1 of 2** |
| **Boron (mg/L)** | **MR-AP-MW-6** | **0.101** | **n/a** | **10/20/2020** | **0.947** | **Yes** | **35** | **n/a** | **n/a** | **37.14** | **n/a** | **n/a** | **0.001392** | **NP Inter (normality) 1 of 2** |
| **Boron (mg/L)** | **MR-AP-PZ-5** | **0.101** | **n/a** | **10/21/2020** | **0.328** | **Yes** | **35** | **n/a** | **n/a** | **37.14** | **n/a** | **n/a** | **0.001392** | **NP Inter (normality) 1 of 2** |
| Calcium (mg/L) | MR-AP-MW-1 | 63.5 | n/a | 10/19/2020 | 32.6 | No | 35 | n/a | n/a | 0 | n/a | n/a | 0.001392 | NP Inter (normality) 1 of 2 |
| **Calcium (mg/L)** | **MR-AP-MW-10** | **63.5** | **n/a** | **10/19/2020** | **149** | **Yes** | **35** | **n/a** | **n/a** | **0** | **n/a** | **n/a** | **0.001392** | **NP Inter (normality) 1 of 2** |
| **Calcium (mg/L)** | **MR-AP-MW-11** | **63.5** | **n/a** | **10/20/2020** | **151** | **Yes** | **35** | **n/a** | **n/a** | **0** | **n/a** | **n/a** | **0.001392** | **NP Inter (normality) 1 of 2** |
| **Calcium (mg/L)** | **MR-AP-MW-12** | **63.5** | **n/a** | **10/19/2020** | **115** | **Yes** | **35** | **n/a** | **n/a** | **0** | **n/a** | **n/a** | **0.001392** | **NP Inter (normality) 1 of 2** |
| Calcium (mg/L) | MR-AP-MW-15 | 63.5 | n/a | 10/13/2020 | 41.4 | No | 35 | n/a | n/a | 0 | n/a | n/a | 0.001392 | NP Inter (normality) 1 of 2 |
| **Calcium (mg/L)** | **MR-AP-MW-16** | **63.5** | **n/a** | **10/13/2020** | **96.9** | **Yes** | **35** | **n/a** | **n/a** | **0** | **n/a** | **n/a** | **0.001392** | **NP Inter (normality) 1 of 2** |
| **Calcium (mg/L)** | **MR-AP-MW-2** | **63.5** | **n/a** | **10/21/2020** | **212** | **Yes** | **35** | **n/a** | **n/a** | **0** | **n/a** | **n/a** | **0.001392** | **NP Inter (normality) 1 of 2** |
| **Calcium (mg/L)** | **MR-AP-MW-3D** | **63.5** | **n/a** | **10/13/2020** | **162** | **Yes** | **35** | **n/a** | **n/a** | **0** | **n/a** | **n/a** | **0.001392** | **NP Inter (normality) 1 of 2** |
| Calcium (mg/L) | MR-AP-MW-3S | 63.5 | n/a | 10/13/2020 | 6.81 | No | 35 | n/a | n/a | 0 | n/a | n/a | 0.001392 | NP Inter (normality) 1 of 2 |
| **Calcium (mg/L)** | **MR-AP-MW-4** | **63.5** | **n/a** | **10/14/2020** | **194** | **Yes** | **35** | **n/a** | **n/a** | **0** | **n/a** | **n/a** | **0.001392** | **NP Inter (normality) 1 of 2** |
| **Calcium (mg/L)** | **MR-AP-MW-5** | **63.5** | **n/a** | **10/21/2020** | **242** | **Yes** | **35** | **n/a** | **n/a** | **0** | **n/a** | **n/a** | **0.001392** | **NP Inter (normality) 1 of 2** |
| **Calcium (mg/L)** | **MR-AP-MW-6** | **63.5** | **n/a** | **10/20/2020** | **148** | **Yes** | **35** | **n/a** | **n/a** | **0** | **n/a** | **n/a** | **0.001392** | **NP Inter (normality) 1 of 2** |
| Calcium (mg/L) | MR-AP-PZ-5 | 63.5 | n/a | 10/21/2020 | 7.36 | No | 35 | n/a | n/a | 0 | n/a | n/a | 0.001392 | NP Inter (normality) 1 of 2 |
| **Chloride (mg/L)** | **MR-AP-MW-1** | **14.6** | **n/a** | **10/19/2020** | **16** | **Yes** | **35** | **n/a** | **n/a** | **0** | **n/a** | **n/a** | **0.001392** | **NP Inter (normality) 1 of 2** |
| Chloride (mg/L) | MR-AP-MW-10 | 14.6 | n/a | 10/19/2020 | 6.03 | No | 35 | n/a | n/a | 0 | n/a | n/a | 0.001392 | NP Inter (normality) 1 of 2 |
| Chloride (mg/L) | MR-AP-MW-11 | 14.6 | n/a | 10/20/2020 | 6.33 | No | 35 | n/a | n/a | 0 | n/a | n/a | 0.001392 | NP Inter (normality) 1 of 2 |
| Chloride (mg/L) | MR-AP-MW-12 | 14.6 | n/a | 10/19/2020 | 7.33 | No | 35 | n/a | n/a | 0 | n/a | n/a | 0.001392 | NP Inter (normality) 1 of 2 |
| **Chloride (mg/L)** | **MR-AP-MW-15** | **14.6** | **n/a** | **10/13/2020** | **17.5** | **Yes** | **35** | **n/a** | **n/a** | **0** | **n/a** | **n/a** | **0.001392** | **NP Inter (normality) 1 of 2** |
| Chloride (mg/L) | MR-AP-MW-16 | 14.6 | n/a | 10/13/2020 | 10 | No | 35 | n/a | n/a | 0 | n/a | n/a | 0.001392 | NP Inter (normality) 1 of 2 |
| Chloride (mg/L) | MR-AP-MW-2 | 14.6 | n/a | 10/21/2020 | 9.47 | No | 35 | n/a | n/a | 0 | n/a | n/a | 0.001392 | NP Inter (normality) 1 of 2 |
| **Chloride (mg/L)** | **MR-AP-MW-3D** | **14.6** | **n/a** | **10/13/2020** | **25.9** | **Yes** | **35** | **n/a** | **n/a** | **0** | **n/a** | **n/a** | **0.001392** | **NP Inter (normality) 1 of 2** |
| **Chloride (mg/L)** | **MR-AP-MW-3S** | **14.6** | **n/a** | **10/13/2020** | **96.3** | **Yes** | **35** | **n/a** | **n/a** | **0** | **n/a** | **n/a** | **0.001392** | **NP Inter (normality) 1 of 2** |
| **Chloride (mg/L)** | **MR-AP-MW-4** | **14.6** | **n/a** | **10/14/2020** | **30.8** | **Yes** | **35** | **n/a** | **n/a** | **0** | **n/a** | **n/a** | **0.001392** | **NP Inter (normality) 1 of 2** |
| **Chloride (mg/L)** | **MR-AP-MW-5** | **14.6** | **n/a** | **10/21/2020** | **35.8** | **Yes** | **35** | **n/a** | **n/a** | **0** | **n/a** | **n/a** | **0.001392** | **NP Inter (normality) 1 of 2** |
| **Chloride (mg/L)** | **MR-AP-MW-6** | **14.6** | **n/a** | **10/20/2020** | **34** | **Yes** | **35** | **n/a** | **n/a** | **0** | **n/a** | **n/a** | **0.001392** | **NP Inter (normality) 1 of 2** |
| **Chloride (mg/L)** | **MR-AP-PZ-5** | **14.6** | **n/a** | **10/21/2020** | **23.9** | **Yes** | **35** | **n/a** | **n/a** | **0** | **n/a** | **n/a** | **0.001392** | **NP Inter (normality) 1 of 2** |
| Fluoride (mg/L) | MR-AP-MW-1 | 0.2923 | n/a | 10/19/2020 | 0.16 | No | 37 | 0.1454 | 0.06817 | 0 | None | No | 0.0005787 | Param Inter 1 of 2 |
| **Fluoride (mg/L)** | **MR-AP-MW-10** | **0.2923** | **n/a** | **10/19/2020** | **0.608** | **Yes** | **37** | **0.1454** | **0.06817** | **0** | **None** | **No** | **0.0005787** | **Param Inter 1 of 2** |
| Fluoride (mg/L) | MR-AP-MW-11 | 0.2923 | n/a | 10/20/2020 | 0.126 | No | 37 | 0.1454 | 0.06817 | 0 | None | No | 0.0005787 | Param Inter 1 of 2 |
| **Fluoride (mg/L)** | **MR-AP-MW-12** | **0.2923** | **n/a** | **10/19/2020** | **0.978** | **Yes** | **37** | **0.1454** | **0.06817** | **0** | **None** | **No** | **0.0005787** | **Param Inter 1 of 2** |
| Fluoride (mg/L) | MR-AP-MW-15 | 0.2923 | n/a | 10/13/2020 | 0.125 | No | 37 | 0.1454 | 0.06817 | 0 | None | No | 0.0005787 | Param Inter 1 of 2 |
| Fluoride (mg/L) | MR-AP-MW-16 | 0.2923 | n/a | 10/13/2020 | 0.145 | No | 37 | 0.1454 | 0.06817 | 0 | None | No | 0.0005787 | Param Inter 1 of 2 |
| Fluoride (mg/L) | MR-AP-MW-2 | 0.2923 | n/a | 10/21/2020 | 0.236 | No | 37 | 0.1454 | 0.06817 | 0 | None | No | 0.0005787 | Param Inter 1 of 2 |
| **Fluoride (mg/L)** | **MR-AP-MW-3D** | **0.2923** | **n/a** | **10/13/2020** | **0.362** | **Yes** | **37** | **0.1454** | **0.06817** | **0** | **None** | **No** | **0.0005787** | **Param Inter 1 of 2** |
| **Fluoride (mg/L)** | **MR-AP-MW-3S** | **0.2923** | **n/a** | **10/13/2020** | **0.311** | **Yes** | **37** | **0.1454** | **0.06817** | **0** | **None** | **No** | **0.0005787** | **Param Inter 1 of 2** |
| Fluoride (mg/L) | MR-AP-MW-4 | 0.2923 | n/a | 10/14/2020 | 0.251 | No | 37 | 0.1454 | 0.06817 | 0 | None | No | 0.0005787 | Param Inter 1 of 2 |
| **Fluoride (mg/L)** | **MR-AP-MW-5** | **0.2923** | **n/a** | **10/21/2020** | **0.427** | **Yes** | **37** | **0.1454** | **0.06817** | **0** | **None** | **No** | **0.0005787** | **Param Inter 1 of 2** |
| Fluoride (mg/L) | MR-AP-MW-6 | 0.2923 | n/a | 10/20/2020 | 0.109 | No | 37 | 0.1454 | 0.06817 | 0 | None | No | 0.0005787 | Param Inter 1 of 2 |
| **Fluoride (mg/L)** | **MR-AP-PZ-5** | **0.2923** | **n/a** | **10/21/2020** | **1.89** | **Yes** | **37** | **0.1454** | **0.06817** | **0** | **None** | **No** | **0.0005787** | **Param Inter 1 of 2** |

# Appendix III - Interwell Prediction Limits - All Results

Plant Miller Client: Southern Company Data: Miller Ash Pond Printed 1/14/2021, 1:15 PM

| Constituent | Well | Upper Lim. | Lower Lim. | Date | Observ. | Sig. | Bg N | Bg Mean | Std. Dev. | %NDs | ND Adj. | Transform | Alpha | Method |
|---|---|---|---|---|---|---|---|---|---|---|---|---|---|---|
| **Sulfate (mg/L)** | **MR-AP-MW-1** | **135** | **n/a** | **10/19/2020** | **233** | **Yes** | **35** | **n/a** | **n/a** | **0** | **n/a** | **n/a** | **0.001392** | **NP Inter (normality) 1 of 2** |
| **Sulfate (mg/L)** | **MR-AP-MW-10** | **135** | **n/a** | **10/19/2020** | **781** | **Yes** | **35** | **n/a** | **n/a** | **0** | **n/a** | **n/a** | **0.001392** | **NP Inter (normality) 1 of 2** |
| **Sulfate (mg/L)** | **MR-AP-MW-11** | **135** | **n/a** | **10/20/2020** | **575** | **Yes** | **35** | **n/a** | **n/a** | **0** | **n/a** | **n/a** | **0.001392** | **NP Inter (normality) 1 of 2** |
| **Sulfate (mg/L)** | **MR-AP-MW-12** | **135** | **n/a** | **10/19/2020** | **1630** | **Yes** | **35** | **n/a** | **n/a** | **0** | **n/a** | **n/a** | **0.001392** | **NP Inter (normality) 1 of 2** |
| Sulfate (mg/L) | MR-AP-MW-15 | 135 | n/a | 10/13/2020 | 107 | No | 35 | n/a | n/a | 0 | n/a | n/a | 0.001392 | NP Inter (normality) 1 of 2 |
| **Sulfate (mg/L)** | **MR-AP-MW-16** | **135** | **n/a** | **10/13/2020** | **366** | **Yes** | **35** | **n/a** | **n/a** | **0** | **n/a** | **n/a** | **0.001392** | **NP Inter (normality) 1 of 2** |
| **Sulfate (mg/L)** | **MR-AP-MW-2** | **135** | **n/a** | **10/21/2020** | **1360** | **Yes** | **35** | **n/a** | **n/a** | **0** | **n/a** | **n/a** | **0.001392** | **NP Inter (normality) 1 of 2** |
| **Sulfate (mg/L)** | **MR-AP-MW-3D** | **135** | **n/a** | **10/13/2020** | **473** | **Yes** | **35** | **n/a** | **n/a** | **0** | **n/a** | **n/a** | **0.001392** | **NP Inter (normality) 1 of 2** |
| **Sulfate (mg/L)** | **MR-AP-MW-3S** | **135** | **n/a** | **10/13/2020** | **236** | **Yes** | **35** | **n/a** | **n/a** | **0** | **n/a** | **n/a** | **0.001392** | **NP Inter (normality) 1 of 2** |
| **Sulfate (mg/L)** | **MR-AP-MW-4** | **135** | **n/a** | **10/14/2020** | **527** | **Yes** | **35** | **n/a** | **n/a** | **0** | **n/a** | **n/a** | **0.001392** | **NP Inter (normality) 1 of 2** |
| **Sulfate (mg/L)** | **MR-AP-MW-5** | **135** | **n/a** | **10/21/2020** | **669** | **Yes** | **35** | **n/a** | **n/a** | **0** | **n/a** | **n/a** | **0.001392** | **NP Inter (normality) 1 of 2** |
| **Sulfate (mg/L)** | **MR-AP-MW-6** | **135** | **n/a** | **10/20/2020** | **513** | **Yes** | **35** | **n/a** | **n/a** | **0** | **n/a** | **n/a** | **0.001392** | **NP Inter (normality) 1 of 2** |
| Sulfate (mg/L) | MR-AP-PZ-5 | 135 | n/a | 10/21/2020 | 7.39 | No | 35 | n/a | n/a | 0 | n/a | n/a | 0.001392 | NP Inter (normality) 1 of 2 |
| TDS (mg/L) | MR-AP-MW-1 | 534 | n/a | 10/19/2020 | 530 | No | 35 | n/a | n/a | 0 | n/a | n/a | 0.001392 | NP Inter (normality) 1 of 2 |
| **TDS (mg/L)** | **MR-AP-MW-10** | **534** | **n/a** | **10/19/2020** | **1430** | **Yes** | **35** | **n/a** | **n/a** | **0** | **n/a** | **n/a** | **0.001392** | **NP Inter (normality) 1 of 2** |
| **TDS (mg/L)** | **MR-AP-MW-11** | **534** | **n/a** | **10/20/2020** | **1050** | **Yes** | **35** | **n/a** | **n/a** | **0** | **n/a** | **n/a** | **0.001392** | **NP Inter (normality) 1 of 2** |
| **TDS (mg/L)** | **MR-AP-MW-12** | **534** | **n/a** | **10/19/2020** | **2540** | **Yes** | **35** | **n/a** | **n/a** | **0** | **n/a** | **n/a** | **0.001392** | **NP Inter (normality) 1 of 2** |
| TDS (mg/L) | MR-AP-MW-15 | 534 | n/a | 10/13/2020 | 280 | No | 35 | n/a | n/a | 0 | n/a | n/a | 0.001392 | NP Inter (normality) 1 of 2 |
| **TDS (mg/L)** | **MR-AP-MW-16** | **534** | **n/a** | **10/13/2020** | **738** | **Yes** | **35** | **n/a** | **n/a** | **0** | **n/a** | **n/a** | **0.001392** | **NP Inter (normality) 1 of 2** |
| **TDS (mg/L)** | **MR-AP-MW-2** | **534** | **n/a** | **10/21/2020** | **2190** | **Yes** | **35** | **n/a** | **n/a** | **0** | **n/a** | **n/a** | **0.001392** | **NP Inter (normality) 1 of 2** |
| **TDS (mg/L)** | **MR-AP-MW-3D** | **534** | **n/a** | **10/13/2020** | **937** | **Yes** | **35** | **n/a** | **n/a** | **0** | **n/a** | **n/a** | **0.001392** | **NP Inter (normality) 1 of 2** |
| **TDS (mg/L)** | **MR-AP-MW-3S** | **534** | **n/a** | **10/13/2020** | **793** | **Yes** | **35** | **n/a** | **n/a** | **0** | **n/a** | **n/a** | **0.001392** | **NP Inter (normality) 1 of 2** |
| **TDS (mg/L)** | **MR-AP-MW-4** | **534** | **n/a** | **10/14/2020** | **934** | **Yes** | **35** | **n/a** | **n/a** | **0** | **n/a** | **n/a** | **0.001392** | **NP Inter (normality) 1 of 2** |
| **TDS (mg/L)** | **MR-AP-MW-5** | **534** | **n/a** | **10/21/2020** | **1190** | **Yes** | **35** | **n/a** | **n/a** | **0** | **n/a** | **n/a** | **0.001392** | **NP Inter (normality) 1 of 2** |
| **TDS (mg/L)** | **MR-AP-MW-6** | **534** | **n/a** | **10/20/2020** | **876** | **Yes** | **35** | **n/a** | **n/a** | **0** | **n/a** | **n/a** | **0.001392** | **NP Inter (normality) 1 of 2** |
| **TDS (mg/L)** | **MR-AP-PZ-5** | **534** | **n/a** | **10/21/2020** | **594** | **Yes** | **35** | **n/a** | **n/a** | **0** | **n/a** | **n/a** | **0.001392** | **NP Inter (normality) 1 of 2** |

Sanitas™ v.9.6.27b Groundwater Stats Consulting. UG
Hollow symbols indicate censored values.

Exceeds Limit: MR-AP-MW-10, MR-AP-MW-12, MR-AP-MW-15, MR-AP-MW-16, MR-AP-MW-2, MR-AP-MW-3D, MR-AP-MW-3S,..

## Prediction Limit

Interwell Non-parametric

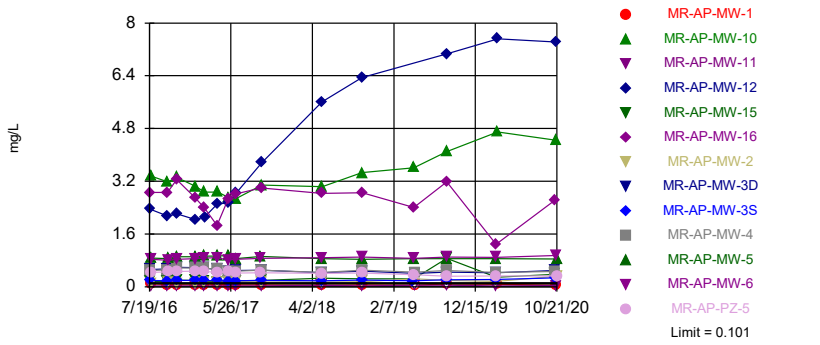


Non-parametric test used in lieu of parametric prediction limit because the Shapiro Wilk normality test showed the data to be non-normal at the 0.01 alpha level. Limit is highest of 35 background values. 37.14% NDs. Annual per-constituent alpha = 0.03557. Individual comparison alpha = 0.001392 (1 of 2). Comparing 13 points to limit.

Constituent: Boron Analysis Run 1/14/2021 1:06 PM View: Appendix III - Interwell
Plant Miller Client: Southern Company Data: Miller Ash Pond

Sanitas™ v.9.6.27b Groundwater Stats Consulting. UG

Exceeds Limit: MR-AP-MW-10, MR-AP-MW-11, MR-AP-MW-12, MR-AP-MW-16, MR-AP-MW-2, MR-AP-MW-3D, MR-AP-MW-4,..

## Prediction Limit

Interwell Non-parametric

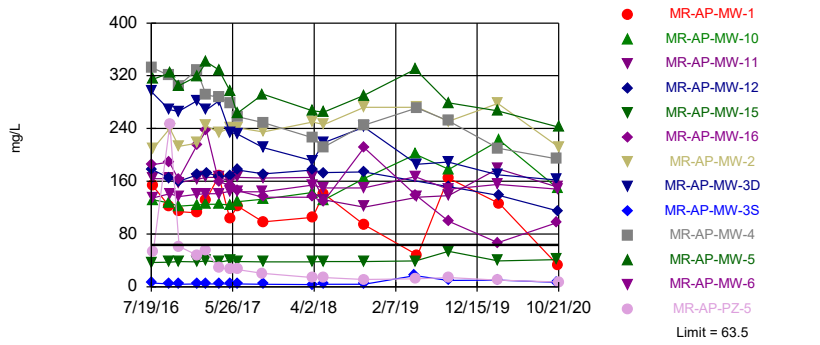


Non-parametric test used in lieu of parametric prediction limit because the Shapiro Wilk normality test showed the data to be non-normal at the 0.01 alpha level. Limit is highest of 35 background values. Annual per-constituent alpha = 0.03557. Individual comparison alpha = 0.001392 (1 of 2). Comparing 13 points to limit.

Constituent: Calcium Analysis Run 1/14/2021 1:07 PM View: Appendix III - Interwell
Plant Miller Client: Southern Company Data: Miller Ash Pond

Sanitas™ v.9.6.27b Groundwater Stats Consulting. UG

Exceeds Limit: MR-AP-MW-1, MR-AP-MW-15, MR-AP-MW-3D, MR-AP-MW-3S, MR-AP-MW-4, MR-AP-MW-5, MR-AP-MW-6,..

## Prediction Limit

Interwell Non-parametric

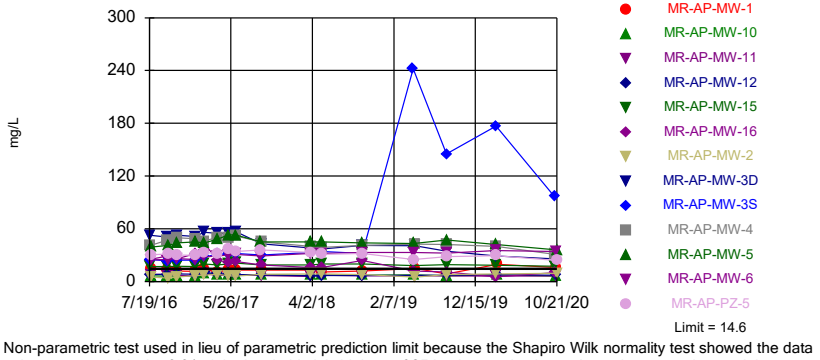


Non-parametric test used in lieu of parametric prediction limit because the Shapiro Wilk normality test showed the data to be non-normal at the 0.01 alpha level. Limit is highest of 35 background values. Annual per-constituent alpha = 0.03557. Individual comparison alpha = 0.001392 (1 of 2). Comparing 13 points to limit.

Constituent: Chloride Analysis Run 1/14/2021 1:07 PM View: Appendix III - Interwell
Plant Miller Client: Southern Company Data: Miller Ash Pond

Sanitas™ v.9.6.27b Groundwater Stats Consulting. UG
Hollow symbols indicate censored values.

Exceeds Limit: MR-AP-MW-10, MR-AP-MW-12, MR-AP-MW-3D, MR-AP-MW-3S, MR-AP-MW-5, MR-AP-PZ-5

## Prediction Limit

Interwell Parametric

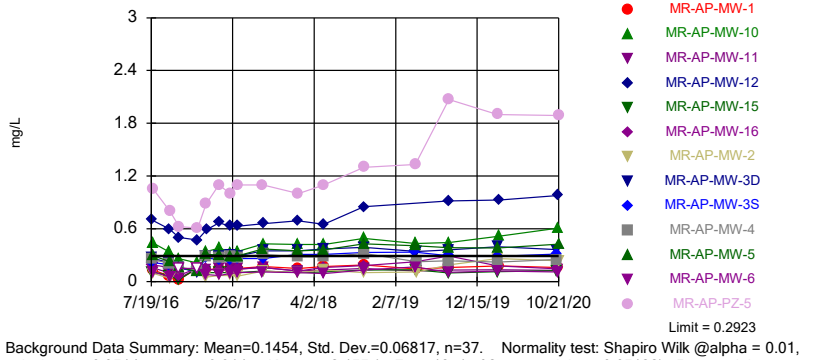


Background Data Summary: Mean=0.1454, Std. Dev.=0.06817, n=37. Normality test: Shapiro Wilk @alpha = 0.01, calculated = 0.9514, critical = 0.914. Kappa = 2.155 (c=7, w=13, 1 of 2, event alpha = 0.05132). Report alpha = 0.007498. Individual comparison alpha = 0.0005787. Comparing 13 points to limit.

Constituent: Fluoride Analysis Run 1/14/2021 1:07 PM View: Appendix III - Interwell
Plant Miller Client: Southern Company Data: Miller Ash Pond

Exceeds Limit: MR-AP-MW-1, MR-AP-MW-10, MR-AP-MW-11, MR-AP-MW-12, MR-AP-MW-16, MR-AP-MW-2, MR-AP-MW-3D,..

## Prediction Limit

Interwell Non-parametric

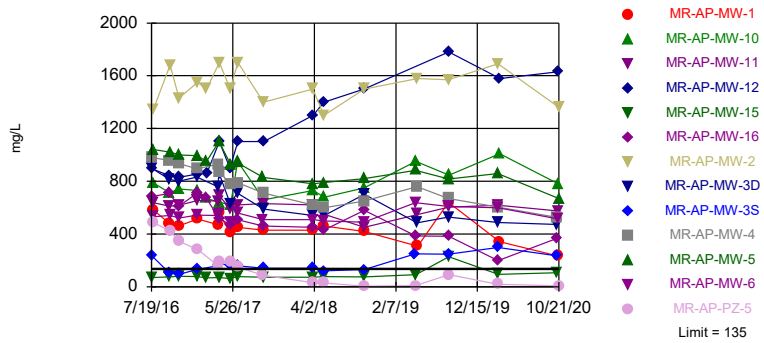


Non-parametric test used in lieu of parametric prediction limit because the Shapiro Wilk normality test showed the data to be non-normal at the 0.01 alpha level. Limit is highest of 35 background values. Annual per-constituent alpha = 0.03557. Individual comparison alpha = 0.001392 (1 of 2). Comparing 13 points to limit.

Constituent: Sulfate Analysis Run 1/14/2021 1:07 PM View: Appendix III - Interwell

Plant Miller Client: Southern Company Data: Miller Ash Pond

Sanitas™ v.9.6.27b Groundwater Stats Consulting. UG

Exceeds Limit: MR-AP-MW-10, MR-AP-MW-11, MR-AP-MW-12, MR-AP-MW-16, MR-AP-MW-2, MR-AP-MW-3D, MR-AP-MW-3S,..

## Prediction Limit

Interwell Non-parametric

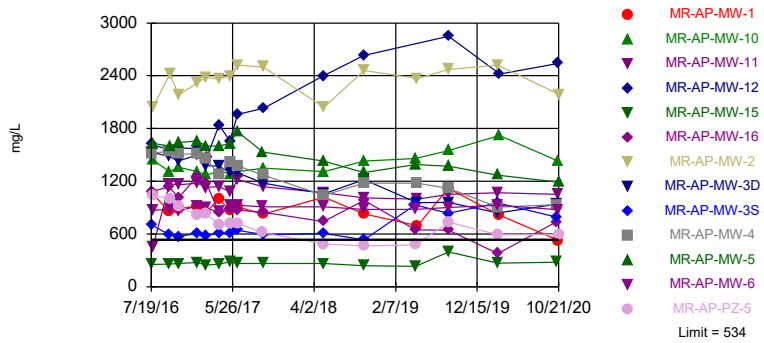


Non-parametric test used in lieu of parametric prediction limit because the Shapiro Wilk normality test showed the data to be non-normal at the 0.01 alpha level. Limit is highest of 35 background values. Annual per-constituent alpha = 0.03557. Individual comparison alpha = 0.001392 (1 of 2). Comparing 13 points to limit.

Constituent: TDS Analysis Run 1/14/2021 1:07 PM View: Appendix III - Interwell

Plant Miller Client: Southern Company Data: Miller Ash Pond

# Prediction Limit

Constituent: Boron (mg/L) Analysis Run 1/14/2021 1:15 PM View: Appendix III - Interwell

Plant Miller Client: Southern Company Data: Miller Ash Pond

| | MR-AP-MW-15 | MR-AP-MW-16 | MR-AP-MW-3D | MR-AP-MW-3S | MR-AP-MW-4 | MR-AP-MW-12 | MR-AP-MW-11 | MR-AP-MW-10 | MR-AP-MW-2 |
|---|---|---|---|---|---|---|---|---|---|
| 7/19/2016 | 0.15 | 2.86 | 0.527 | 0.195 | 0.496 | | | | |
| 7/20/2016 | | | | | | 2.36 | | | |
| 7/25/2016 | | | | | | | 0.0282 (J) | 3.36 | 0.0922 (J) |
| 7/26/2016 | | | | | | | | | |
| 8/2/2016 | | | | | | | | | |
| 8/3/2016 | | | | | | | | | |
| 9/20/2016 | | | | | | | | | |
| 9/21/2016 | | | | | | | | | |
| 9/26/2016 | 0.175 | 2.86 | 0.54 | 0.179 | | | | | |
| 9/27/2016 | | | | | 0.514 | 2.14 | 0.0253 (J) | 3.18 | |
| 9/28/2016 | | | | | | | | | 0.126 |
| 10/25/2016 | | | | | | | | | |
| 10/31/2016 | 0.204 | 3.25 | 0.586 | 0.19 | | | | 3.32 | |
| 11/1/2016 | | | | | 0.571 | 2.21 | 0.0266 (J) | | 0.0959 (J) |
| 11/2/2016 | | | | | | | | | |
| 12/13/2016 | | | | | | | | | |
| 1/9/2017 | 0.192 | 2.71 | 0.584 | 0.196 | 0.572 | | | | |
| 1/10/2017 | | | | | | | | | |
| 1/11/2017 | | | | | | 2.04 | | 3.05 | 0.0976 (J) |
| 1/12/2017 | | | | | | | 0.0268 (J) | | |
| 2/6/2017 | | | | | | | | | |
| 2/8/2017 | | | | | | | | | |
| 2/13/2017 | | | 0.567 | 0.187 | 0.565 | | 0.0263 (J) | | |
| 2/14/2017 | 0.161 | 2.39 | | | | | | 2.87 | 0.147 |
| 2/15/2017 | | | | | | 2.12 | | | |
| 3/28/2017 | | | | | | | | | |
| 3/29/2017 | | | | | | | | | |
| 4/3/2017 | | 1.86 | 0.527 | 0.192 | | | | | |
| 4/4/2017 | 0.147 | | | | 0.536 | 2.51 | 0.0252 (J) | | 0.121 |
| 4/6/2017 | | | | | | | | 2.87 | |
| 4/24/2017 | | | | | | | | | |
| 4/26/2017 | | | | | | | | | |
| 5/15/2017 | | | | | | 2.54 | | | |
| 5/16/2017 | 0.168 | 2.67 | 0.477 | 0.178 | 0.482 | | 0.0319 (J) | | 0.167 |
| 5/17/2017 | | | | | | | | 2.71 | |
| 6/7/2017 | | | | | | | | | |
| 6/12/2017 | 0.18 | 2.81 | 0.491 | 0.181 | 0.478 | | | | |
| 6/13/2017 | | | | | | | | 2.67 | |
| 6/14/2017 | | | | | | 2.83 | 0.026 (J) | | 0.159 |
| 8/21/2017 | | | | | | | | | |
| 8/22/2017 | | | | | | | | | |
| 9/18/2017 | | | | | | | | | |
| 9/19/2017 | 0.192 | 3 | | | | | 0.0253 (J) | | |
| 9/20/2017 | | | 0.505 | 0.188 | 0.506 | | | | 0.148 |
| 9/21/2017 | | | | | | 3.76 | | 3.08 | |
| 5/7/2018 | 0.258 | 2.83 | | | | | | | |
| 5/8/2018 | | | | | | 5.61 | <0.1 | | |
| 5/9/2018 | | | | | 0.433 | | | | 0.145 |
| 5/10/2018 | | | 0.425 | 0.183 | | | | 3.04 | |
| 5/15/2018 | | | | | | | | | |
| 10/8/2018 | | | | | 0.503 | 6.35 | | 3.46 | |
| 10/9/2018 | 0.237 | 2.85 | 0.471 | 0.202 | | | 0.0262 (J) | | 0.15 |

# Prediction Limit

Constituent: Boron (mg/L) Analysis Run 1/14/2021 1:15 PM View: Appendix III - Interwell

Plant Miller Client: Southern Company Data: Miller Ash Pond

| | MR-AP-MW-15 | MR-AP-MW-16 | MR-AP-MW-3D | MR-AP-MW-3S | MR-AP-MW-4 | MR-AP-MW-12 | MR-AP-MW-11 | MR-AP-MW-10 | MR-AP-MW-2 |
|---|---|---|---|---|---|---|---|---|---|
| 10/16/2018 | | | | | | | | | |
| 10/17/2018 | | | | | | | | | |
| 2/20/2019 | | | | | | | | | |
| 3/6/2019 | | | | | | | | | |
| 4/16/2019 | | | | | | | | | |
| 4/22/2019 | | | | 0.183 (J) | | | | | |
| 4/23/2019 | | | | | | | | | |
| 4/24/2019 | 0.243 | 2.41 | | | | | | 3.61 | |
| 4/29/2019 | | | 0.407 | | 0.444 | | | | |
| 5/1/2019 | | | | | | | <0.1 | | 0.24 |
| 8/27/2019 | | | 0.443 | 0.209 | 0.495 | | | | 0.192 |
| 8/28/2019 | 0.863 | 3.18 | | | | 7.06 | <0.1 | | |
| 8/29/2019 | | | | | | | | 4.1 | |
| 9/24/2019 | | | | | | | | | |
| 3/2/2020 | | | | | | | | | |
| 3/3/2020 | | 1.29 | 0.422 | 0.217 | | | 0.0308 (J) | | 0.167 |
| 3/4/2020 | 0.285 | | | | 0.431 | | | | |
| 3/9/2020 | | | | | | | | 4.7 | |
| 3/10/2020 | | | | | | 7.52 | | | |
| 3/18/2020 | | | | | | | | | |
| 3/25/2020 | | | | | | | | | |
| 9/21/2020 | | | | | | | | | |
| 9/23/2020 | | | | | | | | | |
| 10/13/2020 | 0.375 | 2.62 | 0.492 | 0.271 | | | | | |
| 10/14/2020 | | | | | 0.46 | | | | |
| 10/19/2020 | | | | | | 7.42 | | 4.44 | |
| 10/20/2020 | | | | | | | 0.0357 (J) | | |
| 10/21/2020 | | | | | | | | | 0.316 |

# Prediction Limit

Constituent: Boron (mg/L) Analysis Run 1/14/2021 1:15 PM View: Appendix III - Interwell

Plant Miller Client: Southern Company Data: Miller Ash Pond

| | MR-AP-MW-1 | MR-AP-PZ-5 | MR-AP-MW-6 | MR-AP-MW-5 | GS-AP-MW-13 (bg) | GS-AP-MW-8 (bg) | GS-AP-MW-17V ... | MR-AP-MW-21 (bg) |
|---|---|---|---|---|---|---|---|---|
| 7/19/2016 | | | | | | | | |
| 7/20/2016 | | | | | | | | |
| 7/25/2016 | 0.0978 (J) | | | | | | | |
| 7/26/2016 | | 0.434 | 0.835 | 0.873 | | | | |
| 8/2/2016 | | | | | 0.1 | | | |
| 8/3/2016 | | | | | | 0.0239 (J) | | |
| 9/20/2016 | | | | | 0.1 | | | |
| 9/21/2016 | | | | | | 0.1 | | |
| 9/26/2016 | 0.0625 (J) | | | | | | | |
| 9/27/2016 | | | | | | | | |
| 9/28/2016 | | 0.454 | 0.807 | 0.857 | | | | |
| 10/25/2016 | | | | | 0.1 | 0.1 | | |
| 10/31/2016 | | | | | | | | |
| 11/1/2016 | | | 0.838 | | | | | |
| 11/2/2016 | 0.067 (J) | 0.46 | | 0.909 | | | | |
| 12/13/2016 | | | | | 0.1 | 0.1 | | |
| 1/9/2017 | | | 0.848 | | | | | |
| 1/10/2017 | | | | 0.915 | | | | |
| 1/11/2017 | 0.0588 (J) | | | | | | | |
| 1/12/2017 | | 0.471 | | | | | | |
| 2/6/2017 | | | | | | 0.1 | | |
| 2/8/2017 | | | | | 0.1 | | | |
| 2/13/2017 | 0.0561 (J) | 0.473 | 0.869 | | | | | |
| 2/14/2017 | | | | 0.932 | | | | |
| 2/15/2017 | | | | | | | | |
| 3/28/2017 | | | | | | 0.1 | | |
| 3/29/2017 | | | | | 0.1 | | | |
| 4/3/2017 | 0.0631 (J) | 0.424 | 0.881 | 0.932 | | | | |
| 4/4/2017 | | | | | | | | |
| 4/6/2017 | | | | | | | | |
| 4/24/2017 | | | | | | 0.1 | | |
| 4/26/2017 | | | | | 0.1 | | | |
| 5/15/2017 | 0.0636 (J) | | | | | | | |
| 5/16/2017 | | | 0.81 | | | | | |
| 5/17/2017 | | 0.462 | | 0.953 | | | | |
| 6/7/2017 | | | | | <0.1 | <0.1 | | |
| 6/12/2017 | | 0.418 | 0.832 | 0.854 | | | | |
| 6/13/2017 | | | | | | | | |
| 6/14/2017 | 0.0603 (J) | | | | | | | |
| 8/21/2017 | | | | | | <0.1 | | |
| 8/22/2017 | | | | | <0.1 | | | |
| 9/18/2017 | | 0.428 | 0.864 | 0.921 | | | | |
| 9/19/2017 | 0.0559 (J) | | | | | | | |
| 9/20/2017 | | | | | | | | |
| 9/21/2017 | | | | | | | | |
| 5/7/2018 | | | | | | | | |
| 5/8/2018 | | | | | | | | |
| 5/9/2018 | 0.0437 (J) | 0.406 | 0.878 | 0.851 | | | | |
| 5/10/2018 | | | | | | | | |
| 5/15/2018 | | | | | <0.1 | <0.1 | | |
| 10/8/2018 | | 0.42 | 0.905 | 0.833 | | | | |
| 10/9/2018 | 0.0559 (J) | | | | | | | |

# Prediction Limit

Constituent: Boron (mg/L) Analysis Run 1/14/2021 1:15 PM View: Appendix III - Interwell

Plant Miller Client: Southern Company Data: Miller Ash Pond

| | MR-AP-MW-1 | MR-AP-PZ-5 | MR-AP-MW-6 | MR-AP-MW-5 | GS-AP-MW-13 (bg) | GS-AP-MW-8 (bg) | GS-AP-MW-17V ... | MR-AP-MW-21 (bg) |
|---|---|---|---|---|---|---|---|---|
| 10/16/2018 | | | | | | <0.1 | | |
| 10/17/2018 | | | | | <0.1 | | | |
| 2/20/2019 | | | | | | | 0.0337 (J) | |
| 3/6/2019 | | | | | | | | 0.0619 (J) |
| 4/16/2019 | | | | | <0.1 | <0.1 | | |
| 4/22/2019 | | | | | | | | |
| 4/23/2019 | | 0.372 | 0.862 | 0.849 | | | | |
| 4/24/2019 | | | | | | | | |
| 4/29/2019 | | | | | | | | |
| 5/1/2019 | <0.1 | | | | | | | |
| 8/27/2019 | 0.0869 (J) | | | | | | | |
| 8/28/2019 | | | 0.906 | 0.852 | | | | 0.0879 (J) |
| 8/29/2019 | | 0.319 | | | | | | |
| 9/24/2019 | | | | | | <0.1 | 0.0532 (J) | |
| 3/2/2020 | | 0.328 | | 0.851 | | | | |
| 3/3/2020 | | | 0.895 | | | | | |
| 3/4/2020 | | | | | | | | |
| 3/9/2020 | 0.0747 (J) | | | | | | | 0.101 |
| 3/10/2020 | | | | | | | | |
| 3/18/2020 | | | | | | <0.1 | | |
| 3/25/2020 | | | | | | | 0.0482 (J) | |
| 9/21/2020 | | | | | | <0.1 | | |
| 9/23/2020 | | | | | | | 0.0478 (J) | |
| 10/13/2020 | | | | | | | | 0.0973 (J) |
| 10/14/2020 | | | | | | | | |
| 10/19/2020 | 0.0512 (J) | | | | | | | |
| 10/20/2020 | | | 0.947 | | | | | |
| 10/21/2020 | | 0.328 | | 0.847 | | | | |

# Prediction Limit

Constituent: Calcium (mg/L) Analysis Run 1/14/2021 1:15 PM View: Appendix III - Interwell

Plant Miller Client: Southern Company Data: Miller Ash Pond

| | MR-AP-MW-16 | MR-AP-MW-4 | MR-AP-MW-3S | MR-AP-MW-3D | MR-AP-MW-15 | MR-AP-MW-12 | MR-AP-MW-2 | MR-AP-MW-11 | MR-AP-MW-10 |
|---|---|---|---|---|---|---|---|---|---|
| 7/19/2016 | 185 | 333 | 5.63 | 296 | 37 | | | | |
| 7/20/2016 | | | | | | 178 | | | |
| 7/25/2016 | | | | | | | 209 | 164 | 132 |
| 7/26/2016 | | | | | | | | | |
| 8/2/2016 | | | | | | | | | |
| 8/3/2016 | | | | | | | | | |
| 9/20/2016 | | | | | | | | | |
| 9/21/2016 | | | | | | | | | |
| 9/26/2016 | 189 | | 4.28 | 269 | 37.5 | | | | |
| 9/27/2016 | | 320 | | | | 165 | | 164 | 127 |
| 9/28/2016 | | | | | | | 240 | | |
| 10/25/2016 | | | | | | | | | |
| 10/31/2016 | 163 | | 4.04 | 266 | 38.4 | | | | 122 |
| 11/1/2016 | | 305 | | | | 160 | 213 | 158 | |
| 11/2/2016 | | | | | | | | | |
| 12/13/2016 | | | | | | | | | |
| 1/9/2017 | 214 | 329 | 4.15 | 282 | 37.8 | | | | |
| 1/10/2017 | | | | | | | | | |
| 1/11/2017 | | | | | | 170 | 218 | | 124 |
| 1/12/2017 | | | | | | | | 163 | |
| 2/6/2017 | | | | | | | | | |
| 2/8/2017 | | | | | | | | | |
| 2/13/2017 | | 291 | 4.38 | 268 | | | | 166 | |
| 2/14/2017 | 237 | | | | 39.2 | | 244 | | 125 |
| 2/15/2017 | | | | | | 173 | | | |
| 3/28/2017 | | | | | | | | | |
| 3/29/2017 | | | | | | | | | |
| 4/3/2017 | 159 | | 4.45 | 282 | | | | | |
| 4/4/2017 | | 287 | | | 37.5 | 167 | 234 | 166 | |
| 4/6/2017 | | | | | | | | | 125 |
| 4/24/2017 | | | | | | | | | |
| 4/26/2017 | | | | | | | | | |
| 5/15/2017 | | | | | | 169 | | | |
| 5/16/2017 | 154 | 279 | 4.23 | 234 | 40.4 | | 241 | 160 | |
| 5/17/2017 | | | | | | | | | 124 |
| 6/7/2017 | | | | | | | | | |
| 6/12/2017 | 146 | 258 | 4.14 | 232 | 38.4 | | | | |
| 6/13/2017 | | | | | | | | | 129 |
| 6/14/2017 | | | | | | 177 | 241 | 166 | |
| 8/21/2017 | | | | | | | | | |
| 8/22/2017 | | | | | | | | | |
| 9/18/2017 | | | | | | | | | |
| 9/19/2017 | 136 | | | | 37.8 | | | 165 | |
| 9/20/2017 | | 249 | 3.88 | 211 | | | 235 | | |
| 9/21/2017 | | | | | | 171 | | | 133 |
| 3/27/2018 | | 226 | 3.4 | 191 | | | 250 | 166 | |
| 3/28/2018 | 136 | | | | 37.7 | 177 | | | 143 |
| 5/7/2018 | 129 | | | | 38.4 | | | | |
| 5/8/2018 | | | | | | 173 | | 132 | |
| 5/9/2018 | | 212 | | | | | 246 | | |
| 5/10/2018 | | | 3.79 | 219 | | | | | 132 |
| 5/15/2018 | | | | | | | | | |

# Prediction Limit

Constituent: Calcium (mg/L) Analysis Run 1/14/2021 1:15 PM View: Appendix III - Interwell

Plant Miller Client: Southern Company Data: Miller Ash Pond

| | MR-AP-MW-16 | MR-AP-MW-4 | MR-AP-MW-3S | MR-AP-MW-3D | MR-AP-MW-15 | MR-AP-MW-12 | MR-AP-MW-2 | MR-AP-MW-11 | MR-AP-MW-10 |
|---|---|---|---|---|---|---|---|---|---|
| 10/8/2018 | | 245 | | | | 174 | | | 164 |
| 10/9/2018 | 211 | | 3.78 | 242 | 38.2 | | 272 | 121 | |
| 10/16/2018 | | | | | | | | | |
| 10/17/2018 | | | | | | | | | |
| 2/20/2019 | | | | | | | | | |
| 3/6/2019 | | | | | | | | | |
| 4/16/2019 | | | | | | | | | |
| 4/22/2019 | | | 16.8 | | | | | | |
| 4/23/2019 | | | | | | | | | |
| 4/24/2019 | 139 | | | | 39 | | | | 201 |
| 4/29/2019 | | 271 | | 186 | | | | | |
| 5/1/2019 | | | | | | | 272 | 136 | |
| 8/27/2019 | | 252 | 9.68 | 189 | | | 251 | | |
| 8/28/2019 | 99.5 | | | | 53.8 | 152 | | 138 | |
| 8/29/2019 | | | | | | | | | 178 |
| 9/24/2019 | | | | | | | | | |
| 3/2/2020 | | | | | | | | | |
| 3/3/2020 | 66.8 | | 9.94 | 170 | | | 278 | 179 | |
| 3/4/2020 | | 210 | | | 39.3 | | | | |
| 3/9/2020 | | | | | | | | | 222 |
| 3/10/2020 | | | | | | 138 | | | |
| 3/18/2020 | | | | | | | | | |
| 3/25/2020 | | | | | | | | | |
| 9/21/2020 | | | | | | | | | |
| 9/23/2020 | | | | | | | | | |
| 10/13/2020 | 96.9 | | 6.81 | 162 | 41.4 | | | | |
| 10/14/2020 | | 194 | | | | | | | |
| 10/19/2020 | | | | | | 115 | | | 149 |
| 10/20/2020 | | | | | | | | 151 | |
| 10/21/2020 | | | | | | | 212 | | |

# Prediction Limit

Constituent: Calcium (mg/L) Analysis Run 1/14/2021 1:15 PM View: Appendix III - Interwell

Plant Miller Client: Southern Company Data: Miller Ash Pond

| | MR-AP-MW-1 | MR-AP-MW-6 | MR-AP-MW-5 | MR-AP-PZ-5 | GS-AP-MW-13 (bg) | GS-AP-MW-8 (bg) | GS-AP-MW-17V ... | MR-AP-MW-21 (bg) |
|---|---|---|---|---|---|---|---|---|
| 7/19/2016 | | | | | | | | |
| 7/20/2016 | | | | | | | | |
| 7/25/2016 | 153 | | | | | | | |
| 7/26/2016 | | 135 | 315 | 52.8 | | | | |
| 8/2/2016 | | | | | 47.2 | | | |
| 8/3/2016 | | | | | | 6.85 | | |
| 9/20/2016 | | | | | 46.3 | | | |
| 9/21/2016 | | | | | | 11.7 | | |
| 9/26/2016 | 122 | | | | | | | |
| 9/27/2016 | | | | | | | | |
| 9/28/2016 | | 141 | 324 | 246.4 | | | | |
| 10/25/2016 | | | | | 46.6 | 10.8 | | |
| 10/31/2016 | | | | | | | | |
| 11/1/2016 | | 137 | | | | | | |
| 11/2/2016 | 114 | | 305 | 61.3 | | | | |
| 12/13/2016 | | | | | 43.1 | 5.86 | | |
| 1/9/2017 | | 140 | | | | | | |
| 1/10/2017 | | | 319 | | | | | |
| 1/11/2017 | 112 | | | | | | | |
| 1/12/2017 | | | | 47.7 | | | | |
| 2/6/2017 | | | | | | 9.76 | | |
| 2/8/2017 | | | | | 47.5 | | | |
| 2/13/2017 | 132 | 141 | | 54 | | | | |
| 2/14/2017 | | | 341 | | | | | |
| 2/15/2017 | | | | | | | | |
| 3/28/2017 | | | | | | 5.28 | | |
| 3/29/2017 | | | | | 46.8 | | | |
| 4/3/2017 | 168 | 141 | 329 | 28.7 | | | | |
| 4/4/2017 | | | | | | | | |
| 4/6/2017 | | | | | | | | |
| 4/24/2017 | | | | | | 6.89 | | |
| 4/26/2017 | | | | | 48.1 | | | |
| 5/15/2017 | 104 | | | | | | | |
| 5/16/2017 | | 145 | | | | | | |
| 5/17/2017 | | | 296 | 26.7 | | | | |
| 6/7/2017 | | | | | 44.4 | 3.58 | | |
| 6/12/2017 | | 144 | 263 | 26.3 | | | | |
| 6/13/2017 | | | | | | | | |
| 6/14/2017 | 122 | | | | | | | |
| 8/21/2017 | | | | | | 3.38 | | |
| 8/22/2017 | | | | | 42.9 | | | |
| 9/18/2017 | | 144 | 292 | 20.2 | | | | |
| 9/19/2017 | 98.6 | | | | | | | |
| 9/20/2017 | | | | | | | | |
| 9/21/2017 | | | | | | | | |
| 3/27/2018 | 105 | 154 | 267 | 13.9 | | | | |
| 3/28/2018 | | | | | | | | |
| 5/7/2018 | | | | | | | | |
| 5/8/2018 | | | | | | | | |
| 5/9/2018 | 141 | 150 | 265 | 13.8 | | | | |
| 5/10/2018 | | | | | | | | |
| 5/15/2018 | | | | | 44.3 | 4.25 | | |

# Prediction Limit

Constituent: Calcium (mg/L) Analysis Run 1/14/2021 1:15 PM View: Appendix III - Interwell

Plant Miller Client: Southern Company Data: Miller Ash Pond

| | MR-AP-MW-1 | MR-AP-MW-6 | MR-AP-MW-5 | MR-AP-PZ-5 | GS-AP-MW-13 (bg) | GS-AP-MW-8 (bg) | GS-AP-MW-17V ... | MR-AP-MW-21 (bg) |
|---|---|---|---|---|---|---|---|---|
| 10/8/2018 | | 150 | 290 | 11.1 | | | | |
| 10/9/2018 | 94.1 | | | | | | | |
| 10/16/2018 | | | | | | 3.21 | | |
| 10/17/2018 | | | | | 41.8 | | | |
| 2/20/2019 | | | | | | | 30.6 | |
| 3/6/2019 | | | | | | | | 60.1 |
| 4/16/2019 | | | | | 38.6 | 4.43 | | |
| 4/22/2019 | | | | | | | | |
| 4/23/2019 | | 167 | 330 | 11.9 | | | | |
| 4/24/2019 | | | | | | | | |
| 4/29/2019 | | | | | | | | |
| 5/1/2019 | 47.9 | | | | | | | |
| 8/27/2019 | 165 | | | | | | | |
| 8/28/2019 | | 148 | 279 | | | | | 63.5 |
| 8/29/2019 | | | | 14.2 | | | | |
| 9/24/2019 | | | | | | 7.24 | 29.7 | |
| 3/2/2020 | | | 267 | 10.3 | | | | |
| 3/3/2020 | | 155 | | | | | | |
| 3/4/2020 | | | | | | | | |
| 3/9/2020 | 126 | | | | | | | 52.4 |
| 3/10/2020 | | | | | | | | |
| 3/18/2020 | | | | | | 4.51 | | |
| 3/25/2020 | | | | | | | 31.1 | |
| 9/21/2020 | | | | | | 5.19 | | |
| 9/23/2020 | | | | | | | 29.3 | |
| 10/13/2020 | | | | | | | | 51.7 |
| 10/14/2020 | | | | | | | | |
| 10/19/2020 | 32.6 | | | | | | | |
| 10/20/2020 | | 148 | | | | | | |
| 10/21/2020 | | | 242 | 7.36 | | | | |

# Prediction Limit

Constituent: Chloride (mg/L) Analysis Run 1/14/2021 1:15 PM View: Appendix III - Interwell

Plant Miller Client: Southern Company Data: Miller Ash Pond

| | MR-AP-MW-16 | MR-AP-MW-4 | MR-AP-MW-3S | MR-AP-MW-3D | MR-AP-MW-15 | MR-AP-MW-12 | MR-AP-MW-2 | MR-AP-MW-11 | MR-AP-MW-10 |
|---|---|---|---|---|---|---|---|---|---|
| 7/19/2016 | 24.9 | 40.8 | 25 | 52.7 | 16.9 | | | | |
| 7/20/2016 | | | | | | 8.05 | | | |
| 7/25/2016 | | | | | | | 5.13 | 8.3 | 6.41 |
| 7/26/2016 | | | | | | | | | |
| 8/2/2016 | | | | | | | | | |
| 8/3/2016 | | | | | | | | | |
| 9/20/2016 | | | | | | | | | |
| 9/21/2016 | | | | | | | | | |
| 9/26/2016 | 29.2 | | 23.6 | 50.6 | 17.1 | | | | |
| 9/27/2016 | | 47.1 | | | | 8.37 | | 7.94 | 6.3 |
| 9/28/2016 | | | | | | | 4 | | |
| 10/25/2016 | | | | | | | | | |
| 10/31/2016 | 25.9 | | 24.4 | 52.6 | 17.3 | | | | 6.36 |
| 11/1/2016 | | 49.7 | | | | 8.62 | 4.99 | 7.32 | |
| 11/2/2016 | | | | | | | | | |
| 12/13/2016 | | | | | | | | | |
| 1/9/2017 | 31.7 | 48.8 | 24.3 | 51.4 | 17.2 | | | | |
| 1/10/2017 | | | | | | | | | |
| 1/11/2017 | | | | | | 8.33 | 6.72 | | 6.65 |
| 1/12/2017 | | | | | | | | 6.29 | |
| 2/6/2017 | | | | | | | | | |
| 2/8/2017 | | | | | | | | | |
| 2/13/2017 | | 46 | 28 | 56 | | | | 9.1 | |
| 2/14/2017 | 43 | | | | 20 | | 7.4 | | 9.2 |
| 2/15/2017 | | | | | | 9.9 | | | |
| 3/28/2017 | | | | | | | | | |
| 3/29/2017 | | | | | | | | | |
| 4/3/2017 | 25 | | 31 | 55 | | | | | |
| 4/4/2017 | | 50 | | | 19 | 9.5 | 8.3 | 7 | |
| 4/6/2017 | | | | | | | | | 8 |
| 4/24/2017 | | | | | | | | | |
| 4/26/2017 | | | | | | | | | |
| 5/15/2017 | | | | | | 8.1 | | | |
| 5/16/2017 | 21 | 50 | 31 | 55 | 20 | | 6.6 | 7.1 | |
| 5/17/2017 | | | | | | | | | 8.1 |
| 6/7/2017 | | | | | | | | | |
| 6/12/2017 | 23 | 52 | 32 | 57 | 21 | | | | |
| 6/13/2017 | | | | | | | | | 8.1 |
| 6/14/2017 | | | | | | 8 | 6 | 7.9 | |
| 8/21/2017 | | | | | | | | | |
| 8/22/2017 | | | | | | | | | |
| 9/18/2017 | | | | | | | | | |
| 9/19/2017 | 19 | | | | 19 | | | 6.8 | |
| 9/20/2017 | | 45 | 30 | 43 | | | 8.3 | | |
| 9/21/2017 | | | | | | 7.7 | | | 7.7 |
| 3/27/2018 | | 40 | 33 | 38 | | | 8.7 | 5.7 | |
| 3/28/2018 | 16 | | | | 19 | 6.5 | | | 7 |
| 5/7/2018 | 16 | | | | 20 | | | | |
| 5/8/2018 | | | | | | 6.8 | | 7.3 | |
| 5/9/2018 | | 39 | | | | | 8.7 | | |
| 5/10/2018 | | | 34 | 37 | | | | | 7.4 |
| 5/15/2018 | | | | | | | | | |

# Prediction Limit

Constituent: Chloride (mg/L) Analysis Run 1/14/2021 1:15 PM View: Appendix III - Interwell

Plant Miller Client: Southern Company Data: Miller Ash Pond

| | MR-AP-MW-16 | MR-AP-MW-4 | MR-AP-MW-3S | MR-AP-MW-3D | MR-AP-MW-15 | MR-AP-MW-12 | MR-AP-MW-2 | MR-AP-MW-11 | MR-AP-MW-10 |
|---|---|---|---|---|---|---|---|---|---|
| 10/8/2018 | | 41 | | | | 6.9 | | | 7.4 |
| 10/9/2018 | 24 | | 32 | 41 | 20 | | 8 | 6.5 | |
| 10/16/2018 | | | | | | | | | |
| 10/17/2018 | | | | | | | | | |
| 2/20/2019 | | | | | | | | | |
| 3/6/2019 | | | | | | | | | |
| 4/16/2019 | | | | | | | | | |
| 4/22/2019 | | | 242 | | | | | | |
| 4/23/2019 | | | | | | | | | |
| 4/24/2019 | 11.9 | | | | 18.3 | | | | 7.66 |
| 4/29/2019 | | 42.4 | | 40.7 | | | | | |
| 5/1/2019 | | | | | | | 5.04 | 6.46 | |
| 8/27/2019 | | 42.3 | 145 | 34.7 | | | 7.95 | | |
| 8/28/2019 | 10.8 | | | | 19.3 | 7.27 | | 6.4 | |
| 8/29/2019 | | | | | | | | | 6.65 |
| 9/24/2019 | | | | | | | | | |
| 3/2/2020 | | | | | | | | | |
| 3/3/2020 | 5.33 | | 177 | 29.1 | | | 8.59 | 6.2 | |
| 3/4/2020 | | 40.1 | | | 18.5 | | | | |
| 3/9/2020 | | | | | | | | | 7.47 |
| 3/10/2020 | | | | | | 7.52 | | | |
| 3/18/2020 | | | | | | | | | |
| 3/25/2020 | | | | | | | | | |
| 9/21/2020 | | | | | | | | | |
| 9/23/2020 | | | | | | | | | |
| 10/13/2020 | 10 | | 96.3 | 25.9 | 17.5 | | | | |
| 10/14/2020 | | 30.8 | | | | | | | |
| 10/19/2020 | | | | | | 7.33 | | | 6.03 |
| 10/20/2020 | | | | | | | | 6.33 | |
| 10/21/2020 | | | | | | | 9.47 | | |

# Prediction Limit

Constituent: Chloride (mg/L) Analysis Run 1/14/2021 1:15 PM View: Appendix III - Interwell

Plant Miller Client: Southern Company Data: Miller Ash Pond

| | MR-AP-MW-1 | MR-AP-MW-6 | MR-AP-MW-5 | MR-AP-PZ-5 | GS-AP-MW-13 (bg) | GS-AP-MW-8 (bg) | GS-AP-MW-17V ... | MR-AP-MW-21 (bg) |
|---|---|---|---|---|---|---|---|---|
| 7/19/2016 | | | | | | | | |
| 7/20/2016 | | | | | | | | |
| 7/25/2016 | 14.1 | | | | | | | |
| 7/26/2016 | | 24.8 | 39.1 | 30.5 | | | | |
| 8/2/2016 | | | | | 2.91 | | | |
| 8/3/2016 | | | | | | 3.21 | | |
| 9/20/2016 | | | | | 2.94 | | | |
| 9/21/2016 | | | | | | 2.95 | | |
| 9/26/2016 | 13.3 | | | | | | | |
| 9/27/2016 | | | | | | | | |
| 9/28/2016 | | 24.9 | 40.9 | 31.1 | | | | |
| 10/25/2016 | | | | | 2.94 | 3.03 | | |
| 10/31/2016 | | | | | | | | |
| 11/1/2016 | | 26 | | | | | | |
| 11/2/2016 | 12.1 | | 44.1 | 30.2 | | | | |
| 12/13/2016 | | | | | 2.93 | 3.21 | | |
| 1/9/2017 | | 25.1 | | | | | | |
| 1/10/2017 | | | 45.2 | | | | | |
| 1/11/2017 | 11.6 | | | | | | | |
| 1/12/2017 | | | | 29.8 | | | | |
| 2/6/2017 | | | | | | 3 | | |
| 2/8/2017 | | | | | 2.85 | | | |
| 2/13/2017 | 14 | 28 | | 33 | | | | |
| 2/14/2017 | | | 44 | | | | | |
| 2/15/2017 | | | | | | | | |
| 3/28/2017 | | | | | | 3.3 (D) | | |
| 3/29/2017 | | | | | 3.4 (D) | | | |
| 4/3/2017 | 11 | 29 | 48 | 32 | | | | |
| 4/4/2017 | | | | | | | | |
| 4/6/2017 | | | | | | | | |
| 4/24/2017 | | | | | | 3.8 (D) | | |
| 4/26/2017 | | | | | 3.7 (D) | | | |
| 5/15/2017 | 13 | | | | | | | |
| 5/16/2017 | | 30 | | | | | | |
| 5/17/2017 | | | 53 | 37 | | | | |
| 6/7/2017 | | | | | 3.3 | 3.5 | | |
| 6/12/2017 | | 31 | 53 | 34 | | | | |
| 6/13/2017 | | | | | | | | |
| 6/14/2017 | 13 | | | | | | | |
| 8/21/2017 | | | | | | 3.6 | | |
| 8/22/2017 | | | | | 3.4 | | | |
| 9/18/2017 | | 29 | 45 | 36 | | | | |
| 9/19/2017 | 13 | | | | | | | |
| 9/20/2017 | | | | | | | | |
| 9/21/2017 | | | | | | | | |
| 3/27/2018 | 13 | 32 | 45 | 33 | | | | |
| 3/28/2018 | | | | | | | | |
| 5/7/2018 | | | | | | | | |
| 5/8/2018 | | | | | | | | |
| 5/9/2018 | 11 | 32 | 45 | 31 | | | | |
| 5/10/2018 | | | | | | | | |
| 5/15/2018 | | | | | 3.2 | 3.3 | | |

# Prediction Limit

Constituent: Chloride (mg/L) Analysis Run 1/14/2021 1:15 PM View: Appendix III - Interwell

Plant Miller Client: Southern Company Data: Miller Ash Pond

| | MR-AP-MW-1 | MR-AP-MW-6 | MR-AP-MW-5 | MR-AP-PZ-5 | GS-AP-MW-13 (bg) | GS-AP-MW-8 (bg) | GS-AP-MW-17V ... | MR-AP-MW-21 (bg) |
|---|---|---|---|---|---|---|---|---|
| 10/8/2018 | | 33 | 44 | 32 | | | | |
| 10/9/2018 | 12 | | | | | | | |
| 10/16/2018 | | | | | | 3.3 | | |
| 10/17/2018 | | | | | 2.3 | | | |
| 2/20/2019 | | | | | | | 3.56 | |
| 3/6/2019 | | | | | | | | 9.18 |
| 4/16/2019 | | | | | 3.23 | 3.69 | | |
| 4/22/2019 | | | | | | | | |
| 4/23/2019 | | 33 | 43.3 | 24.9 | | | | |
| 4/24/2019 | | | | | | | | |
| 4/29/2019 | | | | | | | | |
| 5/1/2019 | 15 | | | | | | | |
| 8/27/2019 | 8.75 | | | | | | | |
| 8/28/2019 | | 32.5 | 47.1 | | | | | 9.75 |
| 8/29/2019 | | | | 28.5 | | | | |
| 9/24/2019 | | | | | | 3.21 | 3.69 | |
| 3/2/2020 | | | 42.1 | 29.5 | | | | |
| 3/3/2020 | | 35.3 | | | | | | |
| 3/4/2020 | | | | | | | | |
| 3/9/2020 | 19.6 | | | | | | | 14.6 |
| 3/10/2020 | | | | | | | | |
| 3/18/2020 | | | | | | 4.35 | | |
| 3/25/2020 | | | | | | | 3.72 | |
| 9/21/2020 | | | | | | 3.22 | | |
| 9/23/2020 | | | | | | | 3.74 | |
| 10/13/2020 | | | | | | | | 14.4 |
| 10/14/2020 | | | | | | | | |
| 10/19/2020 | 16 | | | | | | | |
| 10/20/2020 | | 34 | | | | | | |
| 10/21/2020 | | | 35.8 | 23.9 | | | | |

# Prediction Limit

Constituent: Fluoride (mg/L) Analysis Run 1/14/2021 1:15 PM View: Appendix III - Interwell

Plant Miller Client: Southern Company Data: Miller Ash Pond

| | MR-AP-MW-16 | MR-AP-MW-3S | MR-AP-MW-15 | MR-AP-MW-4 | MR-AP-MW-3D | MR-AP-MW-12 | MR-AP-MW-11 | MR-AP-MW-10 | MR-AP-MW-1 |
|---|---|---|---|---|---|---|---|---|---|
| 7/19/2016 | 0.194 (J) | 0.217 (J) | 0.111 (J) | 0.252 (J) | 0.268 (J) | | | | |
| 7/20/2016 | | | | | | 0.701 | | | |
| 7/25/2016 | | | | | | | 0.155 (J) | 0.439 | 0.134 (J) |
| 7/26/2016 | | | | | | | | | |
| 8/2/2016 | | | | | | | | | |
| 8/3/2016 | | | | | | | | | |
| 9/20/2016 | | | | | | | | | |
| 9/21/2016 | | | | | | | | | |
| 9/26/2016 | 0.158 (J) | 0.192 (J) | 0.069 (J) | | 0.213 (J) | | | | 0.061 (J) |
| 9/27/2016 | | | | 0.209 (J) | | 0.597 | 0.097 (J) | 0.336 | |
| 9/28/2016 | | | | | | | | | |
| 10/25/2016 | | | | | | | | | |
| 10/31/2016 | 0.068 (J) | 0.157 (J) | 0.018 (J) | | 0.158 (J) | | | 0.26 (J) | |
| 11/1/2016 | | | | 0.163 (J) | | 0.502 | 0.038 (J) | | |
| 11/2/2016 | | | | | | | | | 0.024 (J) |
| 12/13/2016 | | | | | | | | | |
| 1/9/2017 | <0.3 | 0.115 (J) | <0.3 | 0.13 (J) | 0.109 (J) | | | | |
| 1/10/2017 | | | | | | | | | |
| 1/11/2017 | | | | | | 0.472 | | 0.21 (J) | <0.3 |
| 1/12/2017 | | | | | | | <0.3 | | |
| 2/6/2017 | | | | | | | | | |
| 2/8/2017 | | | | | | | | | |
| 2/13/2017 | | 0.27 | | 0.28 | 0.29 | | 0.13 | | 0.13 |
| 2/14/2017 | 0.14 | | 0.1 | | | | | 0.34 | |
| 2/15/2017 | | | | | | 0.59 | | | |
| 3/28/2017 | | | | | | | | | |
| 3/29/2017 | | | | | | | | | |
| 4/3/2017 | 0.13 | 0.25 | | | 0.28 | | | | 0.15 |
| 4/4/2017 | | | 0.1 | 0.27 | | 0.67 | 0.14 | | |
| 4/6/2017 | | | | | | | | 0.38 | |
| 4/24/2017 | | | | | | | | | |
| 4/26/2017 | | | | | | | | | |
| 5/15/2017 | | | | | | 0.63 | | | 0.14 |
| 5/16/2017 | 0.13 | 0.24 | 0.1 | 0.28 | 0.3 | | 0.14 | | |
| 5/17/2017 | | | | | | | | 0.33 | |
| 6/7/2017 | | | | | | | | | |
| 6/12/2017 | 0.14 | 0.26 | 0.1 | 0.27 | 0.29 | | | | |
| 6/13/2017 | | | | | | | | 0.34 | |
| 6/14/2017 | | | | | | 0.63 | 0.14 | | 0.15 |
| 8/21/2017 | | | | | | | | | |
| 8/22/2017 | | | | | | | | | |
| 9/18/2017 | | | | | | | | | |
| 9/19/2017 | 0.16 | | 0.12 | | | | 0.16 | | 0.17 |
| 9/20/2017 | | 0.26 | | 0.31 | 0.35 | | | | |
| 9/21/2017 | | | | | | 0.66 | | 0.43 | |
| 1/29/2018 | | 0.31 | | 0.28 | 0.35 | | | | |
| 1/30/2018 | | | | | | 0.69 | | | |
| 1/31/2018 | | | 0.1 | | | | | 0.42 | |
| 2/1/2018 | 0.12 | | | | | | 0.12 | | 0.15 |
| 2/19/2018 | | | | | | | | | |
| 2/20/2018 | | | | | | | | | |
| 5/7/2018 | 0.16 | | 0.11 | | | | | | |

# Prediction Limit

Constituent: Fluoride (mg/L) Analysis Run 1/14/2021 1:15 PM View: Appendix III - Interwell

Plant Miller Client: Southern Company Data: Miller Ash Pond

| | MR-AP-MW-16 | MR-AP-MW-3S | MR-AP-MW-15 | MR-AP-MW-4 | MR-AP-MW-3D | MR-AP-MW-12 | MR-AP-MW-11 | MR-AP-MW-10 | MR-AP-MW-1 |
|---|---|---|---|---|---|---|---|---|---|
| 5/8/2018 | | | | | | 0.65 | 0.13 | | |
| 5/9/2018 | | | | 0.28 | | | | | 0.17 |
| 5/10/2018 | | 0.31 | | | 0.37 | | | 0.42 | |
| 5/15/2018 | | | | | | | | | |
| 10/8/2018 | | | | 0.32 | | 0.85 | | 0.49 | |
| 10/9/2018 | 0.18 | 0.33 | 0.13 | | 0.39 | | 0.15 | | 0.19 |
| 10/16/2018 | | | | | | | | | |
| 10/17/2018 | | | | | | | | | |
| 2/20/2019 | | | | | | | | | |
| 3/6/2019 | | | | | | | | | |
| 4/16/2019 | | | | | | | | | |
| 4/22/2019 | | 0.335 | | | | | | | |
| 4/23/2019 | | | | | | | | | |
| 4/24/2019 | 0.225 | | 0.133 | | | | | 0.433 | |
| 4/29/2019 | | | | 0.226 | 0.343 | | | | |
| 5/1/2019 | | | | | | | 0.118 | | 0.143 |
| 8/27/2019 | | 0.294 | | 0.237 | 0.361 | | | | 0.159 |
| 8/28/2019 | 0.29 | | 0.0974 (J) | | | 0.916 | 0.13 | | |
| 8/29/2019 | | | | | | | | 0.445 | |
| 9/24/2019 | | | | | | | | | |
| 3/2/2020 | | | | | | | | | |
| 3/3/2020 | 0.179 | 0.286 | | | 0.397 | | 0.134 | | |
| 3/4/2020 | | | 0.111 | 0.221 | | | | | |
| 3/9/2020 | | | | | | | | 0.517 | 0.179 |
| 3/10/2020 | | | | | | 0.929 | | | |
| 3/18/2020 | | | | | | | | | |
| 3/25/2020 | | | | | | | | | |
| 9/21/2020 | | | | | | | | | |
| 9/23/2020 | | | | | | | | | |
| 10/13/2020 | 0.145 | 0.311 | 0.125 | | 0.362 | | | | |
| 10/14/2020 | | | | 0.251 | | | | | |
| 10/19/2020 | | | | | | 0.978 | | 0.608 | 0.16 |
| 10/20/2020 | | | | | | | 0.126 | | |
| 10/21/2020 | | | | | | | | | |

# Prediction Limit

Constituent: Fluoride (mg/L) Analysis Run 1/14/2021 1:15 PM View: Appendix III - Interwell

Plant Miller Client: Southern Company Data: Miller Ash Pond

| | MR-AP-MW-2 | MR-AP-MW-6 | MR-AP-PZ-5 | MR-AP-MW-5 | GS-AP-MW-13 (bg) | GS-AP-MW-8 (bg) | GS-AP-MW-17V ... | MR-AP-MW-21 (bg) |
|---|---|---|---|---|---|---|---|---|
| 7/19/2016 | | | | | | | | |
| 7/20/2016 | | | | | | | | |
| 7/25/2016 | 0.094 (J) | | | | | | | |
| 7/26/2016 | | 0.108 (J) | 1.05 | 0.296 (J) | | | | |
| 8/2/2016 | | | | | 0.161 (J) | | | |
| 8/3/2016 | | | | | | 0.125 (J) | | |
| 9/20/2016 | | | | | 0.122 (J) | | | |
| 9/21/2016 | | | | | | 0.098 (J) | | |
| 9/26/2016 | | | | | | | | |
| 9/27/2016 | | | | | | | | |
| 9/28/2016 | 0.035 (J) | 0.054 (J) | 0.799 | 0.224 (J) | | | | |
| 10/25/2016 | | | | | 0.058 (J) | 0.025 (J) | | |
| 10/31/2016 | | | | | | | | |
| 11/1/2016 | <0.3 | <0.3 | | | | | | |
| 11/2/2016 | | | 0.627 | 0.164 (J) | | | | |
| 12/13/2016 | | | | | 0.072 (J) | 0.045 (J) | | |
| 1/9/2017 | | <0.3 | | | | | | |
| 1/10/2017 | | | | 0.114 (J) | | | | |
| 1/11/2017 | <0.3 | | | | | | | |
| 1/12/2017 | | | 0.609 | | | | | |
| 2/6/2017 | | | | | | 0.1 (D) | | |
| 2/8/2017 | | | | | 0.16 (D) | | | |
| 2/13/2017 | | 0.08 (J) | 0.88 | | | | | |
| 2/14/2017 | 0.05 (J) | | | 0.31 | | | | |
| 2/15/2017 | | | | | | | | |
| 3/28/2017 | | | | | | 0.08 (JD) | | |
| 3/29/2017 | | | | | 0.14 (D) | | | |
| 4/3/2017 | | 0.07 (J) | 1.1 | 0.3 | | | | |
| 4/4/2017 | 0.07 (J) | | | | | | | |
| 4/6/2017 | | | | | | | | |
| 4/24/2017 | | | | | | 0.09 (JD) | | |
| 4/26/2017 | | | | | 0.16 (D) | | | |
| 5/15/2017 | | | | | | | | |
| 5/16/2017 | 0.07 (J) | 0.09 (J) | | | | | | |
| 5/17/2017 | | | 1 | 0.29 | | | | |
| 6/7/2017 | | | | | 0.15 | 0.08 (J) | | |
| 6/12/2017 | | 0.1 | 1.1 | 0.29 | | | | |
| 6/13/2017 | | | | | | | | |
| 6/14/2017 | 0.06 (J) | | | | | | | |
| 8/21/2017 | | | | | | 0.08 (J) | | |
| 8/22/2017 | | | | | 0.18 | | | |
| 9/18/2017 | | 0.11 | 1.1 | 0.37 | | | | |
| 9/19/2017 | | | | | | | | |
| 9/20/2017 | 0.12 | | | | | | | |
| 9/21/2017 | | | | | | | | |
| 1/29/2018 | | | | | | | | |
| 1/30/2018 | | | | | | | | |
| 1/31/2018 | | | | | | | | |
| 2/1/2018 | 0.1 | 0.1 | 1 | 0.35 | | | | |
| 2/19/2018 | | | | | | 0.08 (J) | | |
| 2/20/2018 | | | | | 0.17 | | | |
| 5/7/2018 | | | | | | | | |

# Prediction Limit

Constituent: Fluoride (mg/L) Analysis Run 1/14/2021 1:15 PM View: Appendix III - Interwell

Plant Miller Client: Southern Company Data: Miller Ash Pond

| | MR-AP-MW-2 | MR-AP-MW-6 | MR-AP-PZ-5 | MR-AP-MW-5 | GS-AP-MW-13 (bg) | GS-AP-MW-8 (bg) | GS-AP-MW-17V ... | MR-AP-MW-21 (bg) |
|---|---|---|---|---|---|---|---|---|
| 5/8/2018 | | | | | | | | |
| 5/9/2018 | 0.13 | 0.09 (J) | 1.1 | 0.36 | | | | |
| 5/10/2018 | | | | | | | | |
| 5/15/2018 | | | | | 0.17 | 0.1 | | |
| 10/8/2018 | | 0.13 | 1.3 | 0.43 | | | | |
| 10/9/2018 | 0.1 | | | | | | | |
| 10/16/2018 | | | | | | 0.09 (J) | | |
| 10/17/2018 | | | | | 0.19 | | | |
| 2/20/2019 | | | | | | | 0.239 | |
| 3/6/2019 | | | | | | | | 0.169 |
| 4/16/2019 | | | | | 0.197 | 0.143 | | |
| 4/22/2019 | | | | | | | | |
| 4/23/2019 | | 0.167 | 1.33 | 0.407 | | | | |
| 4/24/2019 | | | | | | | | |
| 4/29/2019 | | | | | | | | |
| 5/1/2019 | 0.108 | | | | | | | |
| 8/27/2019 | 0.19 | | | | | | | |
| 8/28/2019 | | 0.105 | | 0.385 | | | | 0.212 |
| 8/29/2019 | | | 2.07 | | | | | |
| 9/24/2019 | | | | | | 0.128 | 0.245 | |
| 3/2/2020 | | | 1.9 | 0.382 | | | | |
| 3/3/2020 | 0.262 | 0.121 | | | | | | |
| 3/4/2020 | | | | | | | | |
| 3/9/2020 | | | | | | | | 0.285 |
| 3/10/2020 | | | | | | | | |
| 3/18/2020 | | | | | | 0.108 | | |
| 3/25/2020 | | | | | | | 0.243 | |
| 9/21/2020 | | | | | | 0.125 | | |
| 9/23/2020 | | | | | | | 0.278 | |
| 10/13/2020 | | | | | | | | 0.283 |
| 10/14/2020 | | | | | | | | |
| 10/19/2020 | | | | | | | | |
| 10/20/2020 | | 0.109 | | | | | | |
| 10/21/2020 | 0.236 | | 1.89 | 0.427 | | | | |

# Prediction Limit

Constituent: Sulfate (mg/L) Analysis Run 1/14/2021 1:15 PM View: Appendix III - Interwell

Plant Miller Client: Southern Company Data: Miller Ash Pond

| | MR-AP-MW-16 | MR-AP-MW-4 | MR-AP-MW-3S | MR-AP-MW-3D | MR-AP-MW-15 | MR-AP-MW-12 | MR-AP-MW-2 | MR-AP-MW-11 | MR-AP-MW-10 |
|---|---|---|---|---|---|---|---|---|---|
| 7/19/2016 | 683 | 981 | 237 | 900 | 69.3 | | | | |
| 7/20/2016 | | | | | | 895 | | | |
| 7/25/2016 | | | | | | | 1340 | 637 | 787 |
| 7/26/2016 | | | | | | | | | |
| 8/2/2016 | | | | | | | | | |
| 8/3/2016 | | | | | | | | | |
| 9/20/2016 | | | | | | | | | |
| 9/21/2016 | | | | | | | | | |
| 9/26/2016 | 707 | | 105 | 814 | 74.7 | | | | |
| 9/27/2016 | | 958 | | | | 841 | | 612 | 714 |
| 9/28/2016 | | | | | | | 1680 | | |
| 10/25/2016 | | | | | | | | | |
| 10/31/2016 | 610 | | 94.9 | 800 | 80.6 | | | | 741 |
| 11/1/2016 | | 933 | | | | 829 | 1430 | 619 | |
| 11/2/2016 | | | | | | | | | |
| 12/13/2016 | | | | | | | | | |
| 1/9/2017 | 707 | 896 | 131 | 833 | 77.9 | | | | |
| 1/10/2017 | | | | | | | | | |
| 1/11/2017 | | | | | | 855 | 1550 | | 731 |
| 1/12/2017 | | | | | | | | 654 | |
| 2/6/2017 | | | | | | | | | |
| 2/8/2017 | | | | | | | | | |
| 2/14/2017 | 670 | | | | 68 | | 1500 | | 670 |
| 2/15/2017 | | | | | | 860 | | | |
| 3/28/2017 | | | | | | | | | |
| 3/29/2017 | | | 160 | 760 | | | | | |
| 3/30/2017 | | 930 | | | | | | 650 | |
| 4/3/2017 | 520 | | 180 | 860 | | | | | |
| 4/4/2017 | | 870 | | | 71 | 1100 | 1700 | 690 | |
| 4/6/2017 | | | | | | | | | 640 |
| 4/24/2017 | | | | | | | | | |
| 4/26/2017 | | | | | | | | | |
| 5/15/2017 | | | | | | 900 | | | |
| 5/16/2017 | 470 | 780 | 160 | 630 | 62 | | 1500 | 590 | |
| 5/17/2017 | | | | | | | | | 620 |
| 6/7/2017 | | | | | | | | | |
| 6/12/2017 | 510 | 790 | 160 | 710 | 77 | | | | |
| 6/13/2017 | | | | | | | | | 950 |
| 6/14/2017 | | | | | | 1100 | 1700 | 620 | |
| 8/21/2017 | | | | | | | | | |
| 8/22/2017 | | | | | | | | | |
| 9/18/2017 | | | | | | | | | |
| 9/19/2017 | 460 | | | | 72 | | | 630 | |
| 9/20/2017 | | 710 | 140 | 590 | | | 1400 | | |
| 9/21/2017 | | | | | | 1100 | | | 660 |
| 3/27/2018 | | 620 | 140 | 540 | | | 1500 | 620 | |
| 3/28/2018 | 450 | | | | 73 | 1300 | | | 730 |
| 5/7/2018 | 430 | | | | 77 | | | | |
| 5/8/2018 | | | | | | 1400 | | 550 | |
| 5/9/2018 | | 600 | | | | | 1300 | | |
| 5/10/2018 | | | 120 | 540 | | | | | 680 |
| 5/15/2018 | | | | | | | | | |

# Prediction Limit

Constituent: Sulfate (mg/L) Analysis Run 1/14/2021 1:15 PM View: Appendix III - Interwell

Plant Miller Client: Southern Company Data: Miller Ash Pond

| | MR-AP-MW-16 | MR-AP-MW-4 | MR-AP-MW-3S | MR-AP-MW-3D | MR-AP-MW-15 | MR-AP-MW-12 | MR-AP-MW-2 | MR-AP-MW-11 | MR-AP-MW-10 |
|---|---|---|---|---|---|---|---|---|---|
| 10/8/2018 | | 650 | | | | 1500 | | | 750 |
| 10/9/2018 | 580 | | 130 | 700 | 76 | | 1500 | 450 | |
| 10/16/2018 | | | | | | | | | |
| 10/17/2018 | | | | | | | | | |
| 2/20/2019 | | | | | | | | | |
| 3/6/2019 | | | | | | | | | |
| 4/16/2019 | | | | | | | | | |
| 4/22/2019 | | | 249 | | | | | | |
| 4/23/2019 | | | | | | | | | |
| 4/24/2019 | 385 | | | | 91.9 | | | | 950 |
| 4/29/2019 | | 758 | | 484 | | | | | |
| 5/1/2019 | | | | | | | 1580 | 549 | |
| 8/27/2019 | | 670 | 248 | 529 | | | 1570 | | |
| 8/28/2019 | 384 | | | | 227 | 1780 | | 605 | |
| 8/29/2019 | | | | | | | | | 847 |
| 9/24/2019 | | | | | | | | | |
| 3/2/2020 | | | | | | | | | |
| 3/3/2020 | 198 | | 298 | 488 | | | 1690 | 618 | |
| 3/4/2020 | | 604 | | | 93.9 | | | | |
| 3/9/2020 | | | | | | | | | 1010 |
| 3/10/2020 | | | | | | 1580 | | | |
| 3/18/2020 | | | | | | | | | |
| 3/25/2020 | | | | | | | | | |
| 9/21/2020 | | | | | | | | | |
| 9/23/2020 | | | | | | | | | |
| 10/13/2020 | 366 | | 236 | 473 | 107 | | | | |
| 10/14/2020 | | 527 | | | | | | | |
| 10/19/2020 | | | | | | 1630 | | | 781 |
| 10/20/2020 | | | | | | | | 575 | |
| 10/21/2020 | | | | | | | 1360 | | |

# Prediction Limit

Constituent: Sulfate (mg/L) Analysis Run 1/14/2021 1:15 PM View: Appendix III - Interwell

Plant Miller Client: Southern Company Data: Miller Ash Pond

| | MR-AP-MW-1 | MR-AP-MW-6 | MR-AP-MW-5 | MR-AP-PZ-5 | GS-AP-MW-13 (bg) | GS-AP-MW-8 (bg) | GS-AP-MW-17V ... | MR-AP-MW-21 (bg) |
|---|---|---|---|---|---|---|---|---|
| 7/19/2016 | | | | | | | | |
| 7/20/2016 | | | | | | | | |
| 7/25/2016 | 585 | | | | | | | |
| 7/26/2016 | | 532 | 1040 | 487 | | | | |
| 8/2/2016 | | | | | 12 | | | |
| 8/3/2016 | | | | | | 4.2 | | |
| 9/20/2016 | | | | | 11.2 | | | |
| 9/21/2016 | | | | | | 4.27 | | |
| 9/26/2016 | 480 | | | | | | | |
| 9/27/2016 | | | | | | | | |
| 9/28/2016 | | 540 | 1020 | 422 | | | | |
| 10/25/2016 | | | | | 10.1 | 2.78 | | |
| 10/31/2016 | | | | | | | | |
| 11/1/2016 | | 521 | | | | | | |
| 11/2/2016 | 462 | | 1000 | 345 | | | | |
| 12/13/2016 | | | | | 11.4 | 3.18 | | |
| 1/9/2017 | | 543 | | | | | | |
| 1/10/2017 | | | 995 | | | | | |
| 1/11/2017 | 515 | | | | | | | |
| 1/12/2017 | | | | 281 | | | | |
| 2/6/2017 | | | | | | 3.74 | | |
| 2/8/2017 | | | | | 10.9 | | | |
| 2/14/2017 | | | 950 | | | | | |
| 2/15/2017 | | | | | | | | |
| 3/28/2017 | | | | | | 3.4 (JD) | | |
| 3/29/2017 | | 540 | | | 11 (D) | | | |
| 3/30/2017 | 470 | | | 160 | | | | |
| 4/3/2017 | 560 | 550 | 1100 | 190 | | | | |
| 4/4/2017 | | | | | | | | |
| 4/6/2017 | | | | | | | | |
| 4/24/2017 | | | | | | 2.7 (JD) | | |
| 4/26/2017 | | | | | 11 (D) | | | |
| 5/15/2017 | 410 | | | | | | | |
| 5/16/2017 | | 490 | | | | | | |
| 5/17/2017 | | | 930 | 190 | | | | |
| 6/7/2017 | | | | | 11 | 2.7 (J) | | |
| 6/12/2017 | | 560 | 940 | 150 | | | | |
| 6/13/2017 | | | | | | | | |
| 6/14/2017 | 450 | | | | | | | |
| 8/21/2017 | | | | | | 3.9 (J) | | |
| 8/22/2017 | | | | | 11 | | | |
| 9/18/2017 | | 510 | 830 | 86 | | | | |
| 9/19/2017 | 430 | | | | | | | |
| 9/20/2017 | | | | | | | | |
| 9/21/2017 | | | | | | | | |
| 3/27/2018 | 430 | 510 | 780 | 31 | | | | |
| 3/28/2018 | | | | | | | | |
| 5/7/2018 | | | | | | | | |
| 5/8/2018 | | | | | | | | |
| 5/9/2018 | 460 | 500 | 790 | 29 | | | | |
| 5/10/2018 | | | | | | | | |
| 5/15/2018 | | | | | 11 | 2.5 (J) | | |

# Prediction Limit

Constituent: Sulfate (mg/L) Analysis Run 1/14/2021 1:15 PM View: Appendix III - Interwell

Plant Miller Client: Southern Company Data: Miller Ash Pond

| | MR-AP-MW-1 | MR-AP-MW-6 | MR-AP-MW-5 | MR-AP-PZ-5 | GS-AP-MW-13 (bg) | GS-AP-MW-8 (bg) | GS-AP-MW-17V ... | MR-AP-MW-21 (bg) |
|---|---|---|---|---|---|---|---|---|
| 10/8/2018 | | 490 | 820 | 4.7 (J) | | | | |
| 10/9/2018 | 420 | | | | | | | |
| 10/16/2018 | | | | | | 2.4 (J) | | |
| 10/17/2018 | | | | | 12 | | | |
| 2/20/2019 | | | | | | | 15.2 | |
| 3/6/2019 | | | | | | | | 116 |
| 4/16/2019 | | | | | 12.1 | 4.53 | | |
| 4/22/2019 | | | | | | | | |
| 4/23/2019 | | 638 | 884 | 8.17 | | | | |
| 4/24/2019 | | | | | | | | |
| 4/29/2019 | | | | | | | | |
| 5/1/2019 | 309 | | | | | | | |
| 8/27/2019 | 639 | | | | | | | |
| 8/28/2019 | | 609 | 818 | | | | | 108 |
| 8/29/2019 | | | | 92 | | | | |
| 9/24/2019 | | | | | | 6.61 | 11.8 | |
| 3/2/2020 | | | 859 | 19.8 | | | | |
| 3/3/2020 | | 600 | | | | | | |
| 3/4/2020 | | | | | | | | |
| 3/9/2020 | 341 | | | | | | | 111 |
| 3/10/2020 | | | | | | | | |
| 3/18/2020 | | | | | | 4.86 | | |
| 3/25/2020 | | | | | | | 9.69 | |
| 9/21/2020 | | | | | | 4.69 | | |
| 9/23/2020 | | | | | | | 11.1 | |
| 10/13/2020 | | | | | | | | 135 |
| 10/14/2020 | | | | | | | | |
| 10/19/2020 | 233 | | | | | | | |
| 10/20/2020 | | 513 | | | | | | |
| 10/21/2020 | | | 669 | 7.39 | | | | |

# Prediction Limit

Constituent: TDS (mg/L) Analysis Run 1/14/2021 1:15 PM View: Appendix III - Interwell
Plant Miller Client: Southern Company Data: Miller Ash Pond

| | MR-AP-MW-15 | MR-AP-MW-16 | MR-AP-MW-3D | MR-AP-MW-3S | MR-AP-MW-4 | MR-AP-MW-12 | MR-AP-MW-11 | MR-AP-MW-10 | MR-AP-MW-2 |
|---|---|---|---|---|---|---|---|---|---|
| 7/19/2016 | 255 | 1080 | 1530 | 704 | 1520 | | | | |
| 7/20/2016 | | | | | | 1620 | | | |
| 7/25/2016 | | | | | | | 456 | 1440 | 2040 |
| 7/26/2016 | | | | | | | | | |
| 8/2/2016 | | | | | | | | | |
| 8/3/2016 | | | | | | | | | |
| 9/20/2016 | | | | | | | | | |
| 9/21/2016 | | | | | | | | | |
| 9/26/2016 | 259 | 1140 | 1480 | 594 | | | | | |
| 9/27/2016 | | | | | 1540 | 1560 | 1170 | 1310 | |
| 9/28/2016 | | | | | | | | | 2420 |
| 10/25/2016 | | | | | | | | | |
| 10/31/2016 | 265 | 1010 | 1430 | 572 | | | | 1360 | |
| 11/1/2016 | | | | | 1510 | 1580 | 1160 | | 2180 |
| 11/2/2016 | | | | | | | | | |
| 12/13/2016 | | | | | | | | | |
| 1/9/2017 | 276 | 1250 | 1500 | 608 | 1510 | | | | |
| 1/10/2017 | | | | | | | | | |
| 1/11/2017 | | | | | | 1570 | | 1310 | 2320 |
| 1/12/2017 | | | | | | | 1180 | | |
| 2/6/2017 | | | | | | | | | |
| 2/8/2017 | | | | | | | | | |
| 2/13/2017 | | | 1380 | 584 | 1460 | | 1130 | | |
| 2/14/2017 | 246 | 1180 | | | | | | 1270 | 2380 |
| 2/15/2017 | | | | | | 1470 | | | |
| 3/28/2017 | | | | | | | | | |
| 3/29/2017 | | | | | | | | | |
| 4/3/2017 | | 846 | 1370 | 606 | | | | | |
| 4/4/2017 | 257 | | | | 1270 | 1840 | 1140 | | 2360 |
| 4/6/2017 | | | | | | | | 1320 | |
| 4/24/2017 | | | | | | | | | |
| 4/26/2017 | | | | | | | | | |
| 5/15/2017 | | | | | | 1660 | | | |
| 5/16/2017 | 283 | 880 | 1300 | 608 | 1420 | | 1080 | | 2400 |
| 5/17/2017 | | | | | | | | 1280 | |
| 6/7/2017 | | | | | | | | | |
| 6/12/2017 | 266 | 872 | 1300 | 644 | 1380 | | | | |
| 6/13/2017 | | | | | | | | 1310 | |
| 6/14/2017 | | | | | | 1960 | 1220 | | 2520 |
| 8/21/2017 | | | | | | | | | |
| 8/22/2017 | | | | | | | | | |
| 9/18/2017 | | | | | | | | | |
| 9/19/2017 | 266 | 848 | | | | | 1140 | | |
| 9/20/2017 | | | 1180 | 592 | 1270 | | | | 2500 |
| 9/21/2017 | | | | | | 2030 | | 1350 | |
| 5/7/2018 | 264 | 742 | | | | | | | |
| 5/8/2018 | | | | | | 2400 | 1070 | | |
| 5/9/2018 | | | | | 1040 | | | | 2040 |
| 5/10/2018 | | | 1060 | 606 | | | | 1310 | |
| 5/15/2018 | | | | | | | | | |
| 10/8/2018 | | | | | 1180 (D) | 2630 (D) | | 1430 (D) | |
| 10/9/2018 | 239 (D) | 982 (D) | 1220 (D) | 536 (D) | | | 1010 (D) | | 2460 (D) |

# Prediction Limit

Constituent: TDS (mg/L) Analysis Run 1/14/2021 1:15 PM View: Appendix III - Interwell
Plant Miller Client: Southern Company Data: Miller Ash Pond

| | MR-AP-MW-15 | MR-AP-MW-16 | MR-AP-MW-3D | MR-AP-MW-3S | MR-AP-MW-4 | MR-AP-MW-12 | MR-AP-MW-11 | MR-AP-MW-10 | MR-AP-MW-2 |
|---|---|---|---|---|---|---|---|---|---|
| 10/16/2018 | | | | | | | | | |
| 10/17/2018 | | | | | | | | | |
| 2/20/2019 | | | | | | | | | |
| 3/6/2019 | | | | | | | | | |
| 4/16/2019 | | | | | | | | | |
| 4/22/2019 | | | | 930 | | | | | |
| 4/23/2019 | | | | | | | | | |
| 4/24/2019 | 234 | 646 | | | | | | 1460 | |
| 4/29/2019 | | | 956 | | 1180 | | | | |
| 5/1/2019 | | | | | | | 996 | | 2370 |
| 8/27/2019 | | | 960 | 837 | 1120 | | | | 2470 |
| 8/28/2019 | 397 | 642 | | | | 2850 | 1050 | | |
| 8/29/2019 | | | | | | | | 1550 | |
| 9/24/2019 | | | | | | | | | |
| 3/2/2020 | | | | | | | | | |
| 3/3/2020 | | 378 | 840 | 953 | | | 1070 | | 2520 |
| 3/4/2020 | 269 | | | | 904 | | | | |
| 3/9/2020 | | | | | | | | 1720 | |
| 3/10/2020 | | | | | | 2420 | | | |
| 3/18/2020 | | | | | | | | | |
| 3/25/2020 | | | | | | | | | |
| 9/21/2020 | | | | | | | | | |
| 9/23/2020 | | | | | | | | | |
| 10/13/2020 | 280 | 738 | 937 | 793 | | | | | |
| 10/14/2020 | | | | | 934 | | | | |
| 10/19/2020 | | | | | | 2540 | | 1430 | |
| 10/20/2020 | | | | | | | 1050 | | |
| 10/21/2020 | | | | | | | | | 2190 |

# Prediction Limit

Constituent: TDS (mg/L) Analysis Run 1/14/2021 1:15 PM View: Appendix III - Interwell
Plant Miller Client: Southern Company Data: Miller Ash Pond

| | MR-AP-MW-1 | MR-AP-PZ-5 | MR-AP-MW-6 | MR-AP-MW-5 | GS-AP-MW-13 (bg) | GS-AP-MW-8 (bg) | GS-AP-MW-17V ... | MR-AP-MW-21 (bg) |
|---|---|---|---|---|---|---|---|---|
| 7/19/2016 | | | | | | | | |
| 7/20/2016 | | | | | | | | |
| 7/25/2016 | 1060 | | | | | | | |
| 7/26/2016 | | 1040 | 868 | 1630 | | | | |
| 8/2/2016 | | | | | 221 | | | |
| 8/3/2016 | | | | | | 113 | | |
| 9/20/2016 | | | | | 221 | | | |
| 9/21/2016 | | | | | | 128 | | |
| 9/26/2016 | 852 | | | | | | | |
| 9/27/2016 | | | | | | | | |
| 9/28/2016 | | 1000 | 884 | 1600 | | | | |
| 10/25/2016 | | | | | 226 | 121 | | |
| 10/31/2016 | | | | | | | | |
| 11/1/2016 | | | 862 | | | | | |
| 11/2/2016 | 888 | 920 | | 1640 | | | | |
| 12/13/2016 | | | | | 211 | 101 | | |
| 1/9/2017 | | | 918 | | | | | |
| 1/10/2017 | | | | 1660 | | | | |
| 1/11/2017 | 920 | | | | | | | |
| 1/12/2017 | | 812 | | | | | | |
| 2/6/2017 | | | | | | 108 | | |
| 2/8/2017 | | | | | 212 | | | |
| 2/13/2017 | 848 | 832 | 896 | | | | | |
| 2/14/2017 | | | | 1600 | | | | |
| 2/15/2017 | | | | | | | | |
| 3/28/2017 | | | | | | 91 | | |
| 3/29/2017 | | | | | 217 | | | |
| 4/3/2017 | 1000 | 710 | 852 | 1600 | | | | |
| 4/4/2017 | | | | | | | | |
| 4/6/2017 | | | | | | | | |
| 4/24/2017 | | | | | | 89.3 | | |
| 4/26/2017 | | | | | 202 | | | |
| 5/15/2017 | 870 | | | | | | | |
| 5/16/2017 | | | 924 | | | | | |
| 5/17/2017 | | 718 | | 1630 | | | | |
| 6/7/2017 | | | | | 218 | 84 | | |
| 6/12/2017 | | 724 | 928 | 1770 | | | | |
| 6/13/2017 | | | | | | | | |
| 6/14/2017 | 910 | | | | | | | |
| 8/21/2017 | | | | | | 91.3 | | |
| 8/22/2017 | | | | | 224 | | | |
| 9/18/2017 | | 616 | 908 | 1530 | | | | |
| 9/19/2017 | 824 | | | | | | | |
| 9/20/2017 | | | | | | | | |
| 9/21/2017 | | | | | | | | |
| 5/7/2018 | | | | | | | | |
| 5/8/2018 | | | | | | | | |
| 5/9/2018 | 1020 | 486 | 908 | 1430 | | | | |
| 5/10/2018 | | | | | | | | |
| 5/15/2018 | | | | | 209 | 94.7 | | |
| 10/8/2018 | | 464 (D) | 882 (D) | 1300 (D) | | | | |
| 10/9/2018 | 830 (D) | | | | | | | |

# Prediction Limit

Constituent: TDS (mg/L) Analysis Run 1/14/2021 1:15 PM View: Appendix III - Interwell
Plant Miller Client: Southern Company Data: Miller Ash Pond

| | MR-AP-MW-1 | MR-AP-PZ-5 | MR-AP-MW-6 | MR-AP-MW-5 | GS-AP-MW-13 (bg) | GS-AP-MW-8 (bg) | GS-AP-MW-17V ... | MR-AP-MW-21 (bg) |
|---|---|---|---|---|---|---|---|---|
| 10/16/2018 | | | | | | 76.7 | | |
| 10/17/2018 | | | | | 208 | | | |
| 2/20/2019 | | | | | | | 346 | |
| 3/6/2019 | | | | | | | | 397 |
| 4/16/2019 | | | | | 185 | 92 | | |
| 4/22/2019 | | | | | | | | |
| 4/23/2019 | | 478 | 882 | 1390 | | | | |
| 4/24/2019 | | | | | | | | |
| 4/29/2019 | | | | | | | | |
| 5/1/2019 | 694 | | | | | | | |
| 8/27/2019 | 1120 | | | | | | | |
| 8/28/2019 | | | 903 | 1370 | | | | 446 |
| 8/29/2019 | | 734 | | | | | | |
| 9/24/2019 | | | | | | 109 | 365 | |
| 3/2/2020 | | 594 | | 1270 | | | | |
| 3/3/2020 | | | 926 | | | | | |
| 3/4/2020 | | | | | | | | |
| 3/9/2020 | 815 | | | | | | | 496 |
| 3/10/2020 | | | | | | | | |
| 3/18/2020 | | | | | | 90.7 | | |
| 3/25/2020 | | | | | | | 364 | |
| 9/21/2020 | | | | | | 94 | | |
| 9/23/2020 | | | | | | | 368 | |
| 10/13/2020 | | | | | | | | 534 |
| 10/14/2020 | | | | | | | | |
| 10/19/2020 | 530 | | | | | | | |
| 10/20/2020 | | | 876 | | | | | |
| 10/21/2020 | | 594 | | 1190 | | | | |

# FIGURE E.

# Appendix III - Intrawell Prediction Limits - Significant Results

Plant Miller Client: Southern Company Data: Miller Ash Pond Printed 1/14/2021, 11:48 AM

| Constituent | Well | Upper Lim. | Lower Lim. | Date | Observ. | Sig. | Bg N | Bg Mean | Std. Dev. | %NDs | ND Adj. | Transform | Alpha | Method |
|---|---|---|---|---|---|---|---|---|---|---|---|---|---|---|
| pH (pH) | MR-AP-MW-1 | 9.647 | 7.368 | 10/19/2020 | 11.44 | Yes | 14 | 8.508 | 0.4386 | 0 | None | No | 0.0002894 | Param Intra 1 of 2 |
| pH (pH) | MR-AP-MW-10 | 6.956 | 6.628 | 10/19/2020 | 7.05 | Yes | 14 | 6.792 | 0.06323 | 0 | None | No | 0.0002894 | Param Intra 1 of 2 |
| pH (pH) | MR-AP-MW-16 | 6.244 | 5.828 | 10/13/2020 | 6.31 | Yes | 14 | 6.036 | 0.08006 | 0 | None | No | 0.0002894 | Param Intra 1 of 2 |
| pH (pH) | MR-AP-MW-3D | 6.826 | 6.634 | 10/13/2020 | 6.9 | Yes | 9 | 6.73 | 0.03082 | 0 | None | No | 0.0002894 | Param Intra 1 of 2 |
| pH (pH) | MR-AP-MW-6 | 6.113 | 5.887 | 10/20/2020 | 6.15 | Yes | 9 | 6 | 0.0364 | 0 | None | No | 0.0002894 | Param Intra 1 of 2 |

# Appendix III - Intrawell Prediction Limits - All Results

Plant Miller Client: Southern Company Data: Miller Ash Pond Printed 1/14/2021, 11:48 AM

| Constituent | Well | Upper Lim. | Lower Lim. | Date | Observ. | Sig. | Bg N | Bg Mean | Std. Dev. | %NDs | ND Adj. | Transform | Alpha | Method |
|---|---|---|---|---|---|---|---|---|---|---|---|---|---|---|
| pH (pH) | GS-AP-MW-13 | 6.931 | 6.594 | n/a | 1 future | n/a | 13 | 6.762 | 0.06353 | 0 | None | No | 0.0002894 | Param Intra 1 of 2 |
| pH (pH) | GS-AP-MW-8 | 6.062 | 5.555 | 9/21/2020 | 5.75 | No | 13 | 5.808 | 0.09538 | 0 | None | No | 0.0002894 | Param Intra 1 of 2 |
| **pH (pH)** | **MR-AP-MW-1** | **9.647** | **7.368** | **10/19/2020** | **11.44** | **Yes** | **14** | **8.508** | **0.4386** | **0** | **None** | **No** | **0.0002894** | **Param Intra 1 of 2** |
| **pH (pH)** | **MR-AP-MW-10** | **6.956** | **6.628** | **10/19/2020** | **7.05** | **Yes** | **14** | **6.792** | **0.06323** | **0** | **None** | **No** | **0.0002894** | **Param Intra 1 of 2** |
| pH (pH) | MR-AP-MW-11 | 7.3 | 6.5 | 10/20/2020 | 7.26 | No | 15 | n/a | n/a | 0 | n/a | n/a | 0.01507 | NP Intra (normality) 1 of 2 |
| pH (pH) | MR-AP-MW-12 | 6.691 | 6.45 | 10/19/2020 | 6.5 | No | 13 | 6.57 | 0.04539 | 0 | None | No | 0.0002894 | Param Intra 1 of 2 |
| pH (pH) | MR-AP-MW-15 | 6.596 | 6.347 | 10/13/2020 | 6.42 | No | 14 | 6.471 | 0.04802 | 0 | None | No | 0.0002894 | Param Intra 1 of 2 |
| **pH (pH)** | **MR-AP-MW-16** | **6.244** | **5.828** | **10/13/2020** | **6.31** | **Yes** | **14** | **6.036** | **0.08006** | **0** | **None** | **No** | **0.0002894** | **Param Intra 1 of 2** |
| pH (pH) | MR-AP-MW-2 | 6.355 | 5.861 | 10/21/2020 | 6.29 | No | 14 | 6.108 | 0.09521 | 0 | None | No | 0.0002894 | Param Intra 1 of 2 |
| **pH (pH)** | **MR-AP-MW-3D** | **6.826** | **6.634** | **10/13/2020** | **6.9** | **Yes** | **9** | **6.73** | **0.03082** | **0** | **None** | **No** | **0.0002894** | **Param Intra 1 of 2** |
| pH (pH) | MR-AP-MW-3S | 9.984 | 8.671 | 10/13/2020 | 9.04 | No | 15 | 9.328 | 0.2584 | 0 | None | No | 0.0002894 | Param Intra 1 of 2 |
| pH (pH) | MR-AP-MW-4 | 5.954 | 5.613 | 10/14/2020 | 5.93 | No | 9 | 5.783 | 0.05477 | 0 | None | No | 0.0002894 | Param Intra 1 of 2 |
| pH (pH) | MR-AP-MW-5 | 7.283 | 6.882 | 10/21/2020 | 7.07 | No | 14 | 7.083 | 0.07713 | 0 | None | No | 0.0002894 | Param Intra 1 of 2 |
| **pH (pH)** | **MR-AP-MW-6** | **6.113** | **5.887** | **10/20/2020** | **6.15** | **Yes** | **9** | **6** | **0.0364** | **0** | **None** | **No** | **0.0002894** | **Param Intra 1 of 2** |
| pH (pH) | MR-AP-PZ-5 | 8.175 | 7.661 | 10/21/2020 | 8.16 | No | 9 | 7.918 | 0.08258 | 0 | None | No | 0.0002894 | Param Intra 1 of 2 |

## Prediction Limit

Intrawell Parametric, GS-AP-MW-13 (bg)

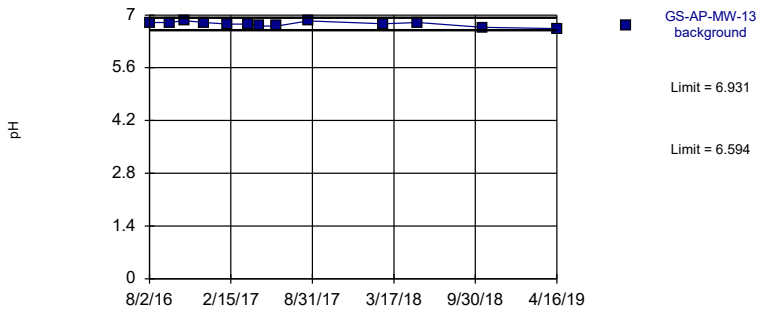


Background Data Summary: Mean=6.762, Std. Dev.=0.06353, n=13. Normality test: Shapiro Wilk @alpha = 0.01, calculated = 0.934, critical = 0.814. Kappa = 2.656 (c=7, w=13, 1 of 2, event alpha = 0.05132). Report alpha = 0.0005787. Assumes 1 future value.

Constituent: pH Analysis Run 1/14/2021 11:44 AM View: Appendix III - Intrawell
Plant Miller Client: Southern Company Data: Miller Ash Pond

Sanitas™ v.9.6.27b Groundwater Stats Consulting. UG

Within Limits

## Prediction Limit

Intrawell Parametric

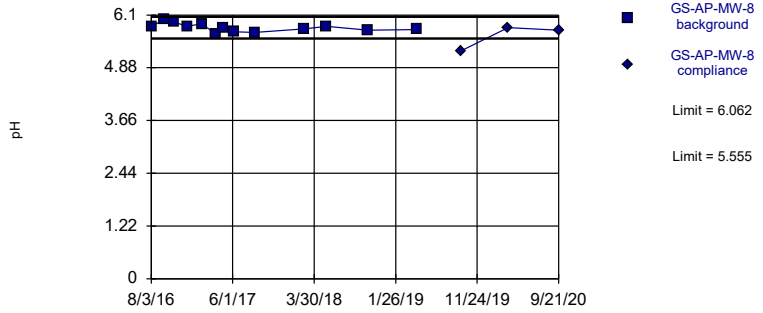


Background Data Summary: Mean=5.808, Std. Dev.=0.09538, n=13. Normality test: Shapiro Wilk @alpha = 0.01, calculated = 0.9646, critical = 0.814. Kappa = 2.656 (c=7, w=13, 1 of 2, event alpha = 0.05132). Report alpha = 0.0005787.

Constituent: pH Analysis Run 1/14/2021 11:44 AM View: Appendix III - Intrawell
Plant Miller Client: Southern Company Data: Miller Ash Pond

Sanitas™ v.9.6.27b Groundwater Stats Consulting. UG

Exceeds Limits

## Prediction Limit

Intrawell Parametric

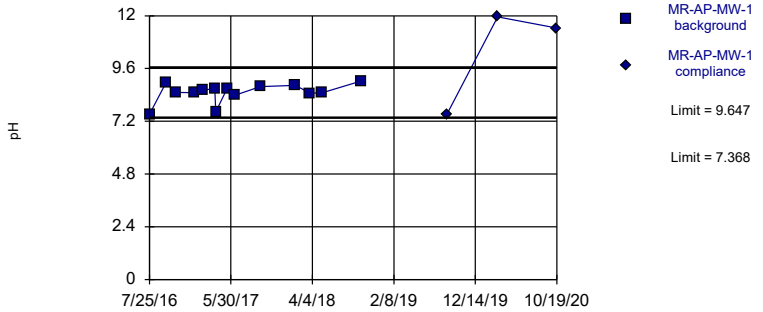


Background Data Summary: Mean=8.508, Std. Dev.=0.4386, n=14. Normality test: Shapiro Wilk @alpha = 0.01, calculated = 0.8311, critical = 0.825. Kappa = 2.598 (c=7, w=13, 1 of 2, event alpha = 0.05132). Report alpha = 0.0005787.

Constituent: pH Analysis Run 1/14/2021 11:44 AM View: Appendix III - Intrawell
Plant Miller Client: Southern Company Data: Miller Ash Pond

Sanitas™ v.9.6.27b Groundwater Stats Consulting. UG

Exceeds Limits

## Prediction Limit

Intrawell Parametric

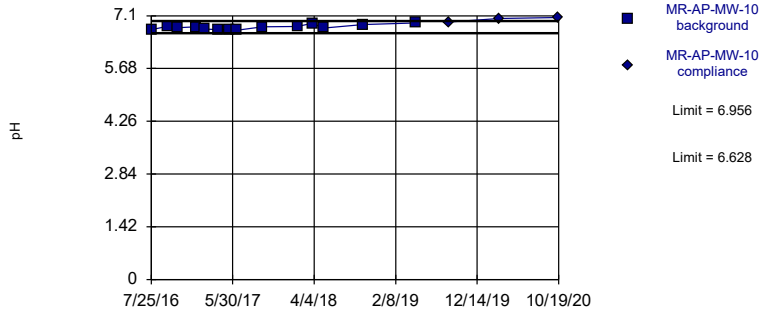


Background Data Summary: Mean=6.792, Std. Dev.=0.06323, n=14. Normality test: Shapiro Wilk @alpha = 0.01, calculated = 0.9253, critical = 0.825. Kappa = 2.598 (c=7, w=13, 1 of 2, event alpha = 0.05132). Report alpha = 0.0005787.

Constituent: pH Analysis Run 1/14/2021 11:44 AM View: Appendix III - Intrawell
Plant Miller Client: Southern Company Data: Miller Ash Pond

Within Limits

## Prediction Limit

Intrawell Non-parametric

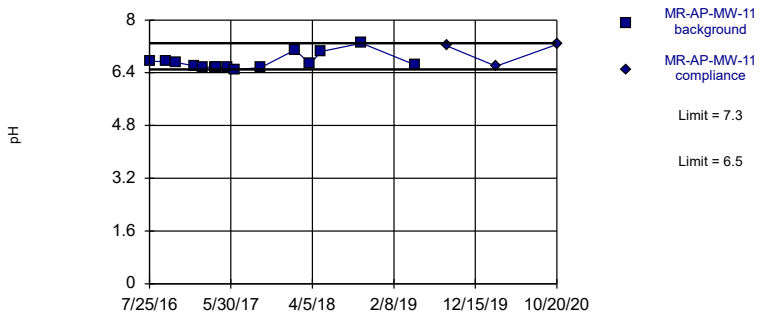


Non-parametric test used in lieu of parametric prediction limit because the Shapiro Wilk normality test showed the data to be non-normal at the 0.01 alpha level. Limits are highest and lowest of 15 background values. Well-constituent pair annual alpha = 0.03002. Individual comparison alpha = 0.01507 (1 of 2).

Constituent: pH Analysis Run 1/14/2021 11:44 AM View: Appendix III - Intrawell

Plant Miller Client: Southern Company Data: Miller Ash Pond

Sanitas™ v.9.6.27b Groundwater Stats Consulting. UG

Within Limits

## Prediction Limit

Intrawell Parametric

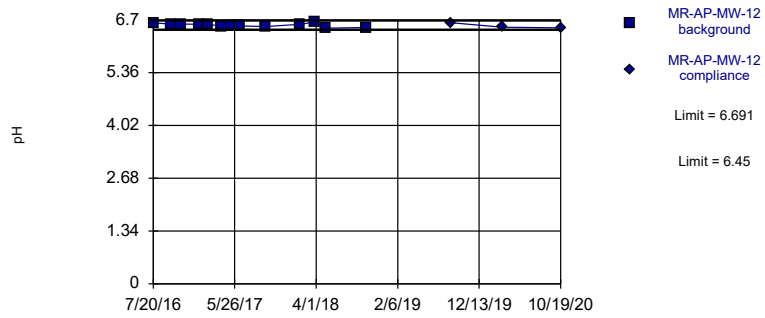


Background Data Summary: Mean=6.57, Std. Dev.=0.04539, n=13. Normality test: Shapiro Wilk @alpha = 0.01, calculated = 0.9642, critical = 0.814. Kappa = 2.656 (c=7, w=13, 1 of 2, event alpha = 0.05132). Report alpha = 0.0005787.

Constituent: pH Analysis Run 1/14/2021 11:44 AM View: Appendix III - Intrawell

Plant Miller Client: Southern Company Data: Miller Ash Pond

Sanitas™ v.9.6.27b Groundwater Stats Consulting. UG

Within Limits

## Prediction Limit

Intrawell Parametric

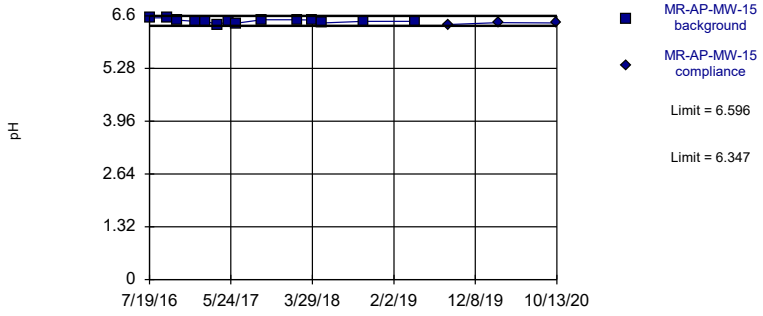


Background Data Summary: Mean=6.471, Std. Dev.=0.04802, n=14. Normality test: Shapiro Wilk @alpha = 0.01, calculated = 0.9501, critical = 0.825. Kappa = 2.598 (c=7, w=13, 1 of 2, event alpha = 0.05132). Report alpha = 0.0005787.

Constituent: pH Analysis Run 1/14/2021 11:44 AM View: Appendix III - Intrawell

Plant Miller Client: Southern Company Data: Miller Ash Pond

Sanitas™ v.9.6.27b Groundwater Stats Consulting. UG

Exceeds Limits

## Prediction Limit

Intrawell Parametric

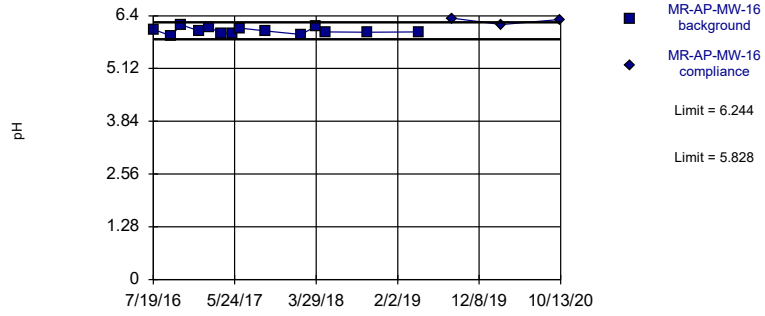


Background Data Summary: Mean=6.036, Std. Dev.=0.08006, n=14. Normality test: Shapiro Wilk @alpha = 0.01, calculated = 0.9644, critical = 0.825. Kappa = 2.598 (c=7, w=13, 1 of 2, event alpha = 0.05132). Report alpha = 0.0005787.

Constituent: pH Analysis Run 1/14/2021 11:44 AM View: Appendix III - Intrawell

Plant Miller Client: Southern Company Data: Miller Ash Pond

Sanitas™ v.9.6.27b Groundwater Stats Consulting. UG

Within Limits

Prediction Limit

Intrawell Parametric

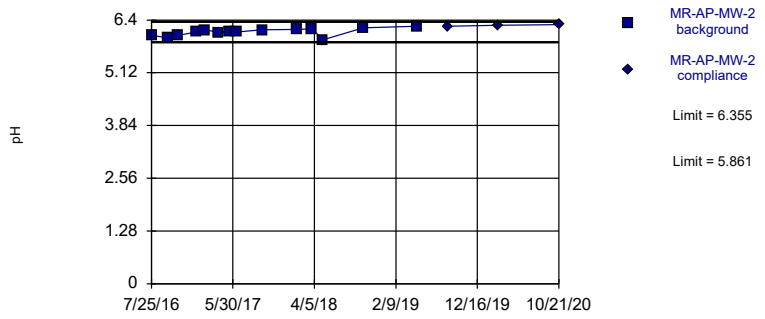


Background Data Summary: Mean=6.108, Std. Dev.=0.09521, n=14. Normality test: Shapiro Wilk @alpha = 0.01, calculated = 0.9501, critical = 0.825. Kappa = 2.598 (c=7, w=13, 1 of 2, event alpha = 0.05132). Report alpha = 0.0005787.

Constituent: pH Analysis Run 1/14/2021 11:44 AM View: Appendix III - Intrawell

Plant Miller Client: Southern Company Data: Miller Ash Pond

Sanitas™ v.9.6.27b Groundwater Stats Consulting. UG

Exceeds Limits

Prediction Limit

Intrawell Parametric

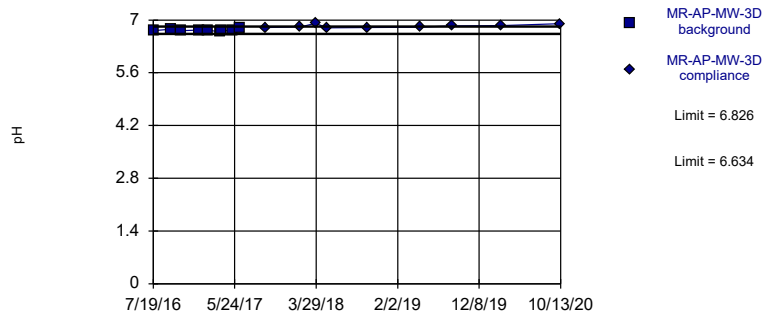


Background Data Summary: Mean=6.73, Std. Dev.=0.03082, n=9. Normality test: Shapiro Wilk @alpha = 0.01, calculated = 0.9265, critical = 0.764. Kappa = 3.11 (c=7, w=13, 1 of 2, event alpha = 0.05132). Report alpha = 0.0005787.

Constituent: pH Analysis Run 1/14/2021 11:44 AM View: Appendix III - Intrawell

Plant Miller Client: Southern Company Data: Miller Ash Pond

Sanitas™ v.9.6.27b Groundwater Stats Consulting. UG

Within Limits

Prediction Limit

Intrawell Parametric

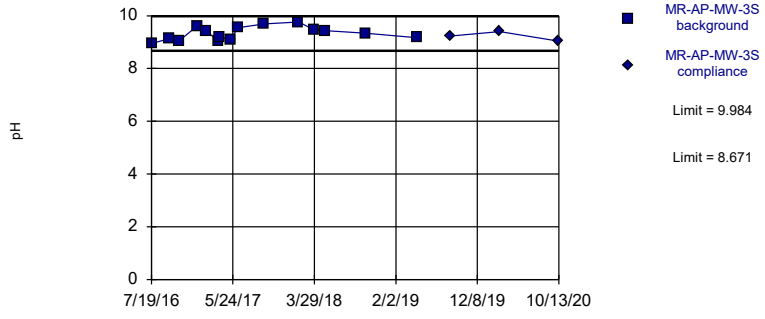


Background Data Summary: Mean=9.328, Std. Dev.=0.2584, n=15. Normality test: Shapiro Wilk @alpha = 0.01, calculated = 0.9426, critical = 0.835. Kappa = 2.539 (c=7, w=13, 1 of 2, event alpha = 0.05132). Report alpha = 0.0005787.

Constituent: pH Analysis Run 1/14/2021 11:44 AM View: Appendix III - Intrawell

Plant Miller Client: Southern Company Data: Miller Ash Pond

Sanitas™ v.9.6.27b Groundwater Stats Consulting. UG

Within Limits

Prediction Limit

Intrawell Parametric

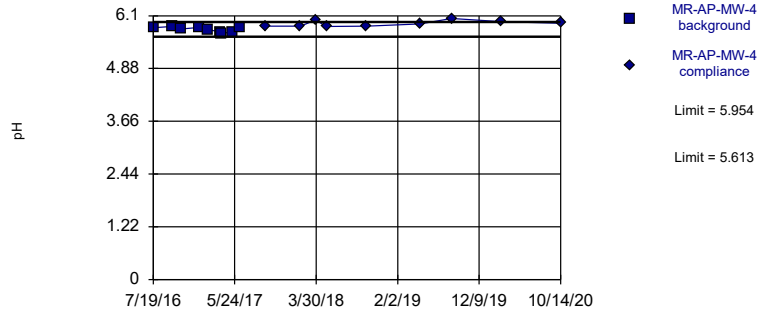


Background Data Summary: Mean=5.783, Std. Dev.=0.05477, n=9. Normality test: Shapiro Wilk @alpha = 0.01, calculated = 0.9071, critical = 0.764. Kappa = 3.11 (c=7, w=13, 1 of 2, event alpha = 0.05132). Report alpha = 0.0005787.

Constituent: pH Analysis Run 1/14/2021 11:44 AM View: Appendix III - Intrawell

Plant Miller Client: Southern Company Data: Miller Ash Pond

Sanitas™ v.9.6.27b Groundwater Stats Consulting. UG

Within Limits

Prediction Limit

Intrawell Parametric

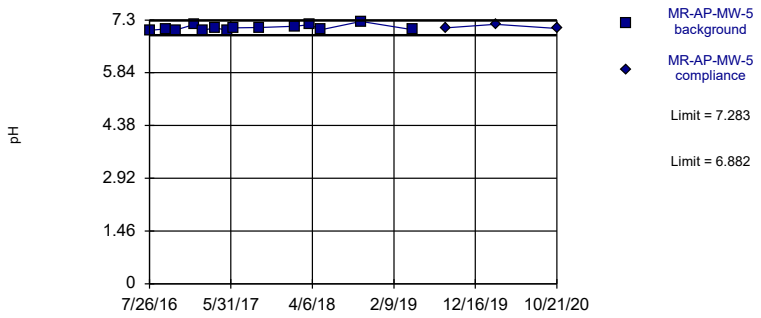


Background Data Summary: Mean=7.083, Std. Dev.=0.07713, n=14. Normality test: Shapiro Wilk @alpha = 0.01, calculated = 0.8926, critical = 0.825. Kappa = 2.598 (c=7, w=13, 1 of 2, event alpha = 0.05132). Report alpha = 0.0005787.

Constituent: pH Analysis Run 1/14/2021 11:44 AM View: Appendix III - Intrawell

Plant Miller Client: Southern Company Data: Miller Ash Pond

Sanitas™ v.9.6.27b Groundwater Stats Consulting. UG

Exceeds Limits

Prediction Limit

Intrawell Parametric

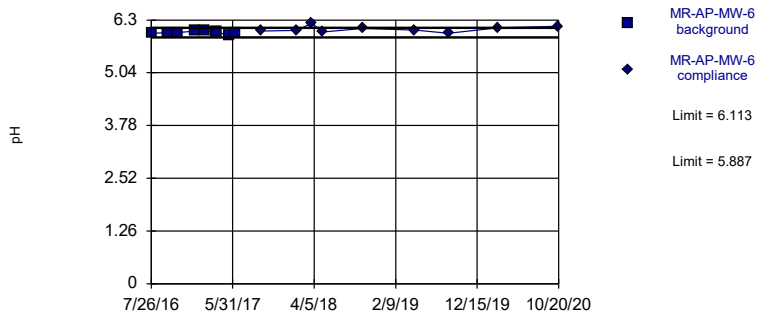


Background Data Summary: Mean=6, Std. Dev.=0.0364, n=9. Normality test: Shapiro Wilk @alpha = 0.01, calculated = 0.8876, critical = 0.764. Kappa = 3.11 (c=7, w=13, 1 of 2, event alpha = 0.05132). Report alpha = 0.0005787.

Constituent: pH Analysis Run 1/14/2021 11:44 AM View: Appendix III - Intrawell

Plant Miller Client: Southern Company Data: Miller Ash Pond

Sanitas™ v.9.6.27b Groundwater Stats Consulting. UG

Within Limits

Prediction Limit

Intrawell Parametric

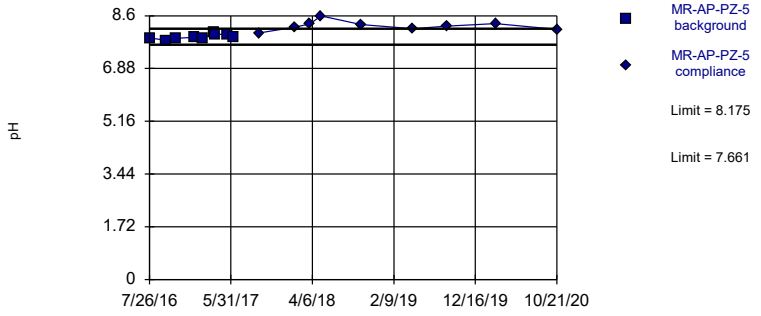


Background Data Summary: Mean=7.918, Std. Dev.=0.08258, n=9. Normality test: Shapiro Wilk @alpha = 0.01, calculated = 0.9448, critical = 0.764. Kappa = 3.11 (c=7, w=13, 1 of 2, event alpha = 0.05132). Report alpha = 0.0005787.

Constituent: pH Analysis Run 1/14/2021 11:44 AM View: Appendix III - Intrawell

Plant Miller Client: Southern Company Data: Miller Ash Pond

FIGURE F.

# Appendix III Trend Tests - Prediction Limit Exceedances - Significant Results

Plant Miller Client: Southern Company Data: Miller Ash Pond Printed 1/15/2021, 11:59 AM

| Constituent | Well | Slope | Calc. | Critical | Sig. | N | %NDs | Normality | Xform | Alpha | Method |
|---|---|---|---|---|---|---|---|---|---|---|---|
| Boron (mg/L) | MR-AP-MW-12 | 1.645 | 73 | 48 | Yes | 14 | 0 | n/a | n/a | 0.01 | NP |
| Boron (mg/L) | MR-AP-MW-15 | 0.04299 | 66 | 53 | Yes | 15 | 0 | n/a | n/a | 0.01 | NP |
| Boron (mg/L) | MR-AP-MW-2 | 0.03582 | 72 | 53 | Yes | 15 | 0 | n/a | n/a | 0.01 | NP |
| Boron (mg/L) | MR-AP-MW-3D | -0.03558 | -62 | -53 | Yes | 15 | 0 | n/a | n/a | 0.01 | NP |
| Boron (mg/L) | MR-AP-MW-4 | -0.02416 | -55 | -53 | Yes | 15 | 0 | n/a | n/a | 0.01 | NP |
| Boron (mg/L) | MR-AP-MW-6 | 0.02407 | 63 | 53 | Yes | 15 | 0 | n/a | n/a | 0.01 | NP |
| Boron (mg/L) | MR-AP-PZ-5 | -0.03305 | -64 | -53 | Yes | 15 | 0 | n/a | n/a | 0.01 | NP |
| Calcium (mg/L) | MR-AP-MW-10 | 14.55 | 75 | 58 | Yes | 16 | 0 | n/a | n/a | 0.01 | NP |
| Calcium (mg/L) | MR-AP-MW-16 | -27.95 | -77 | -58 | Yes | 16 | 0 | n/a | n/a | 0.01 | NP |
| Calcium (mg/L) | MR-AP-MW-2 | 13.53 | 64 | 58 | Yes | 16 | 0 | n/a | n/a | 0.01 | NP |
| Calcium (mg/L) | MR-AP-MW-3D | -31.23 | -91 | -58 | Yes | 16 | 0 | n/a | n/a | 0.01 | NP |
| Calcium (mg/L) | MR-AP-MW-4 | -34.89 | -94 | -58 | Yes | 16 | 0 | n/a | n/a | 0.01 | NP |
| Calcium (mg/L) | MR-AP-MW-6 | 5.502 | 82 | 58 | Yes | 16 | 0 | n/a | n/a | 0.01 | NP |
| Chloride (mg/L) | MR-AP-MW-3D | -6.766 | -69 | -58 | Yes | 16 | 0 | n/a | n/a | 0.01 | NP |
| Chloride (mg/L) | MR-AP-MW-3S | 12.25 | 90 | 58 | Yes | 16 | 0 | n/a | n/a | 0.01 | NP |
| Chloride (mg/L) | MR-AP-MW-6 | 2.624 | 105 | 58 | Yes | 16 | 0 | n/a | n/a | 0.01 | NP |
| Fluoride (mg/L) | GS-AP-MW-13 (bg) | 0.02914 | 48 | 43 | Yes | 13 | 0 | n/a | n/a | 0.01 | NP |
| Fluoride (mg/L) | MR-AP-MW-10 | 0.06024 | 74 | 58 | Yes | 16 | 0 | n/a | n/a | 0.01 | NP |
| Fluoride (mg/L) | MR-AP-MW-12 | 0.1039 | 64 | 53 | Yes | 15 | 0 | n/a | n/a | 0.01 | NP |
| Fluoride (mg/L) | MR-AP-MW-3D | 0.05116 | 84 | 58 | Yes | 16 | 0 | n/a | n/a | 0.01 | NP |
| Fluoride (mg/L) | MR-AP-MW-3S | 0.03964 | 74 | 58 | Yes | 16 | 0 | n/a | n/a | 0.01 | NP |
| Fluoride (mg/L) | MR-AP-MW-5 | 0.04637 | 75 | 58 | Yes | 16 | 0 | n/a | n/a | 0.01 | NP |
| Fluoride (mg/L) | MR-AP-PZ-5 | 0.287 | 81 | 58 | Yes | 16 | 0 | n/a | n/a | 0.01 | NP |
| pH (pH) | MR-AP-MW-10 | 0.06756 | 74 | 63 | Yes | 17 | 0 | n/a | n/a | 0.01 | NP |
| pH (pH) | MR-AP-MW-3D | 0.04113 | 97 | 68 | Yes | 18 | 0 | n/a | n/a | 0.01 | NP |
| Sulfate (mg/L) | MR-AP-MW-1 | -53.09 | -61 | -58 | Yes | 16 | 0 | n/a | n/a | 0.01 | NP |
| Sulfate (mg/L) | MR-AP-MW-12 | 263.3 | 86 | 53 | Yes | 15 | 0 | n/a | n/a | 0.01 | NP |
| Sulfate (mg/L) | MR-AP-MW-16 | -101.7 | -95 | -58 | Yes | 16 | 0 | n/a | n/a | 0.01 | NP |
| Sulfate (mg/L) | MR-AP-MW-3D | -104.9 | -93 | -58 | Yes | 16 | 0 | n/a | n/a | 0.01 | NP |
| Sulfate (mg/L) | MR-AP-MW-4 | -122.7 | -96 | -58 | Yes | 16 | 0 | n/a | n/a | 0.01 | NP |
| Sulfate (mg/L) | MR-AP-MW-5 | -84.8 | -80 | -58 | Yes | 16 | 0 | n/a | n/a | 0.01 | NP |
| TDS (mg/L) | MR-AP-MW-12 | 377.2 | 65 | 48 | Yes | 14 | 0 | n/a | n/a | 0.01 | NP |
| TDS (mg/L) | MR-AP-MW-16 | -146.8 | -69 | -53 | Yes | 15 | 0 | n/a | n/a | 0.01 | NP |
| TDS (mg/L) | MR-AP-MW-3D | -183.5 | -92 | -53 | Yes | 15 | 0 | n/a | n/a | 0.01 | NP |
| TDS (mg/L) | MR-AP-MW-4 | -155.8 | -88 | -53 | Yes | 15 | 0 | n/a | n/a | 0.01 | NP |
| TDS (mg/L) | MR-AP-MW-5 | -105.9 | -67 | -53 | Yes | 15 | 0 | n/a | n/a | 0.01 | NP |
| TDS (mg/L) | MR-AP-PZ-5 | -162.4 | -68 | -53 | Yes | 15 | 0 | n/a | n/a | 0.01 | NP |

# Appendix III Trend Tests - Prediction Limit Exceedances - All Results

Plant Miller Client: Southern Company Data: Miller Ash Pond Printed 1/15/2021, 11:59 AM

| Constituent | Well | Slope | Calc. | Critical | Sig. | N | %NDs | Normality | Xform | Alpha | Method |
|---|---|---|---|---|---|---|---|---|---|---|---|
| Boron (mg/L) | GS-AP-MW-13 (bg) | -0.01983 | -35 | -38 | No | 12 | 41.67 | n/a | n/a | 0.01 | NP |
| Boron (mg/L) | GS-AP-MW-8 (bg) | 0 | -34 | -53 | No | 15 | 53.33 | n/a | n/a | 0.01 | NP |
| Boron (mg/L) | MR-AP-MW-10 | 0.2976 | 34 | 53 | No | 15 | 0 | n/a | n/a | 0.01 | NP |
| **Boron (mg/L)** | **MR-AP-MW-12** | **1.645** | **73** | **48** | **Yes** | **14** | **0** | **n/a** | **n/a** | **0.01** | **NP** |
| **Boron (mg/L)** | **MR-AP-MW-15** | **0.04299** | **66** | **53** | **Yes** | **15** | **0** | **n/a** | **n/a** | **0.01** | **NP** |
| Boron (mg/L) | MR-AP-MW-16 | -0.05663 | -18 | -53 | No | 15 | 0 | n/a | n/a | 0.01 | NP |
| **Boron (mg/L)** | **MR-AP-MW-2** | **0.03582** | **72** | **53** | **Yes** | **15** | **0** | **n/a** | **n/a** | **0.01** | **NP** |
| Boron (mg/L) | MR-AP-MW-21 (bg) | 0.02333 | 4 | 8 | No | 4 | 0 | n/a | n/a | 0.01 | NP |
| **Boron (mg/L)** | **MR-AP-MW-3D** | **-0.03558** | **-62** | **-53** | **Yes** | **15** | **0** | **n/a** | **n/a** | **0.01** | **NP** |
| Boron (mg/L) | MR-AP-MW-3S | 0.006588 | 34 | 53 | No | 15 | 0 | n/a | n/a | 0.01 | NP |
| **Boron (mg/L)** | **MR-AP-MW-4** | **-0.02416** | **-55** | **-53** | **Yes** | **15** | **0** | **n/a** | **n/a** | **0.01** | **NP** |
| Boron (mg/L) | MR-AP-MW-5 | -0.006795 | -41 | -53 | No | 15 | 0 | n/a | n/a | 0.01 | NP |
| **Boron (mg/L)** | **MR-AP-MW-6** | **0.02407** | **63** | **53** | **Yes** | **15** | **0** | **n/a** | **n/a** | **0.01** | **NP** |
| **Boron (mg/L)** | **MR-AP-PZ-5** | **-0.03305** | **-64** | **-53** | **Yes** | **15** | **0** | **n/a** | **n/a** | **0.01** | **NP** |
| Boron (mg/L) | GS-AP-MW-17V (bg) | 0.004028 | 0 | 8 | No | 4 | 0 | n/a | n/a | 0.01 | NP |
| Calcium (mg/L) | GS-AP-MW-13 (bg) | -2.607 | -32 | -38 | No | 12 | 0 | n/a | n/a | 0.01 | NP |
| Calcium (mg/L) | GS-AP-MW-8 (bg) | -1.261 | -39 | -53 | No | 15 | 0 | n/a | n/a | 0.01 | NP |
| **Calcium (mg/L)** | **MR-AP-MW-10** | **14.55** | **75** | **58** | **Yes** | **16** | **0** | **n/a** | **n/a** | **0.01** | **NP** |
| Calcium (mg/L) | MR-AP-MW-11 | -2.397 | -15 | -58 | No | 16 | 0 | n/a | n/a | 0.01 | NP |
| Calcium (mg/L) | MR-AP-MW-12 | -4.451 | -19 | -53 | No | 15 | 0 | n/a | n/a | 0.01 | NP |
| **Calcium (mg/L)** | **MR-AP-MW-16** | **-27.95** | **-77** | **-58** | **Yes** | **16** | **0** | **n/a** | **n/a** | **0.01** | **NP** |
| **Calcium (mg/L)** | **MR-AP-MW-2** | **13.53** | **64** | **58** | **Yes** | **16** | **0** | **n/a** | **n/a** | **0.01** | **NP** |
| Calcium (mg/L) | MR-AP-MW-21 (bg) | -6.42 | -4 | -8 | No | 4 | 0 | n/a | n/a | 0.01 | NP |
| **Calcium (mg/L)** | **MR-AP-MW-3D** | **-31.23** | **-91** | **-58** | **Yes** | **16** | **0** | **n/a** | **n/a** | **0.01** | **NP** |
| **Calcium (mg/L)** | **MR-AP-MW-4** | **-34.89** | **-94** | **-58** | **Yes** | **16** | **0** | **n/a** | **n/a** | **0.01** | **NP** |
| Calcium (mg/L) | MR-AP-MW-5 | -16.59 | -53 | -58 | No | 16 | 0 | n/a | n/a | 0.01 | NP |
| **Calcium (mg/L)** | **MR-AP-MW-6** | **5.502** | **82** | **58** | **Yes** | **16** | **0** | **n/a** | **n/a** | **0.01** | **NP** |
| Calcium (mg/L) | GS-AP-MW-17V (bg) | -0.6083 | -2 | -8 | No | 4 | 0 | n/a | n/a | 0.01 | NP |
| Chloride (mg/L) | GS-AP-MW-13 (bg) | 0.1178 | 10 | 38 | No | 12 | 0 | n/a | n/a | 0.01 | NP |
| Chloride (mg/L) | GS-AP-MW-8 (bg) | 0.1386 | 41 | 53 | No | 15 | 0 | n/a | n/a | 0.01 | NP |
| Chloride (mg/L) | MR-AP-MW-1 | 0 | 3 | 58 | No | 16 | 0 | n/a | n/a | 0.01 | NP |
| Chloride (mg/L) | MR-AP-MW-15 | 0.2897 | 25 | 58 | No | 16 | 0 | n/a | n/a | 0.01 | NP |
| Chloride (mg/L) | MR-AP-MW-21 (bg) | 3.683 | 4 | 8 | No | 4 | 0 | n/a | n/a | 0.01 | NP |
| **Chloride (mg/L)** | **MR-AP-MW-3D** | **-6.766** | **-69** | **-58** | **Yes** | **16** | **0** | **n/a** | **n/a** | **0.01** | **NP** |
| **Chloride (mg/L)** | **MR-AP-MW-3S** | **12.25** | **90** | **58** | **Yes** | **16** | **0** | **n/a** | **n/a** | **0.01** | **NP** |
| Chloride (mg/L) | MR-AP-MW-4 | -2.828 | -45 | -58 | No | 16 | 0 | n/a | n/a | 0.01 | NP |
| Chloride (mg/L) | MR-AP-MW-5 | -0.1582 | -9 | -58 | No | 16 | 0 | n/a | n/a | 0.01 | NP |
| **Chloride (mg/L)** | **MR-AP-MW-6** | **2.624** | **105** | **58** | **Yes** | **16** | **0** | **n/a** | **n/a** | **0.01** | **NP** |
| Chloride (mg/L) | MR-AP-PZ-5 | -1.008 | -30 | -58 | No | 16 | 0 | n/a | n/a | 0.01 | NP |
| Chloride (mg/L) | GS-AP-MW-17V (bg) | 0.08646 | 6 | 8 | No | 4 | 0 | n/a | n/a | 0.01 | NP |
| **Fluoride (mg/L)** | **GS-AP-MW-13 (bg)** | **0.02914** | **48** | **43** | **Yes** | **13** | **0** | **n/a** | **n/a** | **0.01** | **NP** |
| Fluoride (mg/L) | GS-AP-MW-8 (bg) | 0.01002 | 41 | 58 | No | 16 | 0 | n/a | n/a | 0.01 | NP |
| **Fluoride (mg/L)** | **MR-AP-MW-10** | **0.06024** | **74** | **58** | **Yes** | **16** | **0** | **n/a** | **n/a** | **0.01** | **NP** |
| **Fluoride (mg/L)** | **MR-AP-MW-12** | **0.1039** | **64** | **53** | **Yes** | **15** | **0** | **n/a** | **n/a** | **0.01** | **NP** |
| Fluoride (mg/L) | MR-AP-MW-21 (bg) | 0.08029 | 4 | 8 | No | 4 | 0 | n/a | n/a | 0.01 | NP |
| **Fluoride (mg/L)** | **MR-AP-MW-3D** | **0.05116** | **84** | **58** | **Yes** | **16** | **0** | **n/a** | **n/a** | **0.01** | **NP** |
| **Fluoride (mg/L)** | **MR-AP-MW-3S** | **0.03964** | **74** | **58** | **Yes** | **16** | **0** | **n/a** | **n/a** | **0.01** | **NP** |
| **Fluoride (mg/L)** | **MR-AP-MW-5** | **0.04637** | **75** | **58** | **Yes** | **16** | **0** | **n/a** | **n/a** | **0.01** | **NP** |
| **Fluoride (mg/L)** | **MR-AP-PZ-5** | **0.287** | **81** | **58** | **Yes** | **16** | **0** | **n/a** | **n/a** | **0.01** | **NP** |
| Fluoride (mg/L) | GS-AP-MW-17V (bg) | 0.01732 | 4 | 8 | No | 4 | 0 | n/a | n/a | 0.01 | NP |
| pH (pH) | GS-AP-MW-13 (bg) | -0.05825 | -34 | -43 | No | 13 | 0 | n/a | n/a | 0.01 | NP |
| pH (pH) | GS-AP-MW-8 (bg) | -0.04795 | -48 | -58 | No | 16 | 0 | n/a | n/a | 0.01 | NP |
| pH (pH) | MR-AP-MW-1 | 0.27 | 35 | 63 | No | 17 | 0 | n/a | n/a | 0.01 | NP |
| **pH (pH)** | **MR-AP-MW-10** | **0.06756** | **74** | **63** | **Yes** | **17** | **0** | **n/a** | **n/a** | **0.01** | **NP** |
| pH (pH) | MR-AP-MW-16 | 0.03499 | 30 | 63 | No | 17 | 0 | n/a | n/a | 0.01 | NP |

# Appendix III Trend Tests - Prediction Limit Exceedances - All Results

Plant Miller Client: Southern Company Data: Miller Ash Pond Printed 1/15/2021, 11:59 AM

| Constituent | Well | Slope | Calc. | Critical | Sig. | N | %NDs | Normality | Xform | Alpha | Method |
|---|---|---|---|---|---|---|---|---|---|---|---|
| pH (pH) | MR-AP-MW-21 (bg) | 0.2974 | 4 | 8 | No | 4 | 0 | n/a | n/a | 0.01 | NP |
| **pH (pH)** | **MR-AP-MW-3D** | **0.04113** | **97** | **68** | **Yes** | **18** | **0** | **n/a** | **n/a** | **0.01** | **NP** |
| pH (pH) | MR-AP-MW-6 | 0.03207 | 65 | 68 | No | 18 | 0 | n/a | n/a | 0.01 | NP |
| pH (pH) | GS-AP-MW-17V (bg) | -0.1322 | -6 | -8 | No | 4 | 0 | n/a | n/a | 0.01 | NP |
| Sulfate (mg/L) | GS-AP-MW-13 (bg) | 0.01849 | 11 | 38 | No | 12 | 0 | n/a | n/a | 0.01 | NP |
| Sulfate (mg/L) | GS-AP-MW-8 (bg) | 0.1821 | 14 | 53 | No | 15 | 0 | n/a | n/a | 0.01 | NP |
| **Sulfate (mg/L)** | **MR-AP-MW-1** | **-53.09** | **-61** | **-58** | **Yes** | **16** | **0** | **n/a** | **n/a** | **0.01** | **NP** |
| Sulfate (mg/L) | MR-AP-MW-10 | 37.04 | 31 | 58 | No | 16 | 0 | n/a | n/a | 0.01 | NP |
| Sulfate (mg/L) | MR-AP-MW-11 | -18.23 | -47 | -58 | No | 16 | 0 | n/a | n/a | 0.01 | NP |
| **Sulfate (mg/L)** | **MR-AP-MW-12** | **263.3** | **86** | **53** | **Yes** | **15** | **0** | **n/a** | **n/a** | **0.01** | **NP** |
| **Sulfate (mg/L)** | **MR-AP-MW-16** | **-101.7** | **-95** | **-58** | **Yes** | **16** | **0** | **n/a** | **n/a** | **0.01** | **NP** |
| Sulfate (mg/L) | MR-AP-MW-2 | 0 | 5 | 58 | No | 16 | 0 | n/a | n/a | 0.01 | NP |
| Sulfate (mg/L) | MR-AP-MW-21 (bg) | 8.729 | 2 | 8 | No | 4 | 0 | n/a | n/a | 0.01 | NP |
| **Sulfate (mg/L)** | **MR-AP-MW-3D** | **-104.9** | **-93** | **-58** | **Yes** | **16** | **0** | **n/a** | **n/a** | **0.01** | **NP** |
| Sulfate (mg/L) | MR-AP-MW-3S | 25.96 | 34 | 58 | No | 16 | 0 | n/a | n/a | 0.01 | NP |
| **Sulfate (mg/L)** | **MR-AP-MW-4** | **-122.7** | **-96** | **-58** | **Yes** | **16** | **0** | **n/a** | **n/a** | **0.01** | **NP** |
| **Sulfate (mg/L)** | **MR-AP-MW-5** | **-84.8** | **-80** | **-58** | **Yes** | **16** | **0** | **n/a** | **n/a** | **0.01** | **NP** |
| Sulfate (mg/L) | MR-AP-MW-6 | 3.235 | 7 | 58 | No | 16 | 0 | n/a | n/a | 0.01 | NP |
| Sulfate (mg/L) | GS-AP-MW-17V (bg) | -3.392 | -4 | -8 | No | 4 | 0 | n/a | n/a | 0.01 | NP |
| TDS (mg/L) | GS-AP-MW-13 (bg) | -7.182 | -29 | -38 | No | 12 | 0 | n/a | n/a | 0.01 | NP |
| TDS (mg/L) | GS-AP-MW-8 (bg) | -6.906 | -37 | -53 | No | 15 | 0 | n/a | n/a | 0.01 | NP |
| TDS (mg/L) | MR-AP-MW-10 | 43.48 | 40 | 53 | No | 15 | 0 | n/a | n/a | 0.01 | NP |
| TDS (mg/L) | MR-AP-MW-11 | -29.51 | -38 | -53 | No | 15 | 0 | n/a | n/a | 0.01 | NP |
| **TDS (mg/L)** | **MR-AP-MW-12** | **377.2** | **65** | **48** | **Yes** | **14** | **0** | **n/a** | **n/a** | **0.01** | **NP** |
| **TDS (mg/L)** | **MR-AP-MW-16** | **-146.8** | **-69** | **-53** | **Yes** | **15** | **0** | **n/a** | **n/a** | **0.01** | **NP** |
| TDS (mg/L) | MR-AP-MW-2 | 45.89 | 31 | 53 | No | 15 | 0 | n/a | n/a | 0.01 | NP |
| TDS (mg/L) | MR-AP-MW-21 (bg) | 89.63 | 6 | 8 | No | 4 | 0 | n/a | n/a | 0.01 | NP |
| **TDS (mg/L)** | **MR-AP-MW-3D** | **-183.5** | **-92** | **-53** | **Yes** | **15** | **0** | **n/a** | **n/a** | **0.01** | **NP** |
| TDS (mg/L) | MR-AP-MW-3S | 49.14 | 33 | 53 | No | 15 | 0 | n/a | n/a | 0.01 | NP |
| **TDS (mg/L)** | **MR-AP-MW-4** | **-155.8** | **-88** | **-53** | **Yes** | **15** | **0** | **n/a** | **n/a** | **0.01** | **NP** |
| **TDS (mg/L)** | **MR-AP-MW-5** | **-105.9** | **-67** | **-53** | **Yes** | **15** | **0** | **n/a** | **n/a** | **0.01** | **NP** |
| TDS (mg/L) | MR-AP-MW-6 | 5.105 | 13 | 53 | No | 15 | 0 | n/a | n/a | 0.01 | NP |
| **TDS (mg/L)** | **MR-AP-PZ-5** | **-162.4** | **-68** | **-53** | **Yes** | **15** | **0** | **n/a** | **n/a** | **0.01** | **NP** |
| TDS (mg/L) | GS-AP-MW-17V (bg) | 10.92 | 4 | 8 | No | 4 | 0 | n/a | n/a | 0.01 | NP |

Sanitas™ v.9.6.27b Groundwater Stats Consulting. UG
Hollow symbols indicate censored values.

## Sen's Slope Estimator

GS-AP-MW-13 (bg)

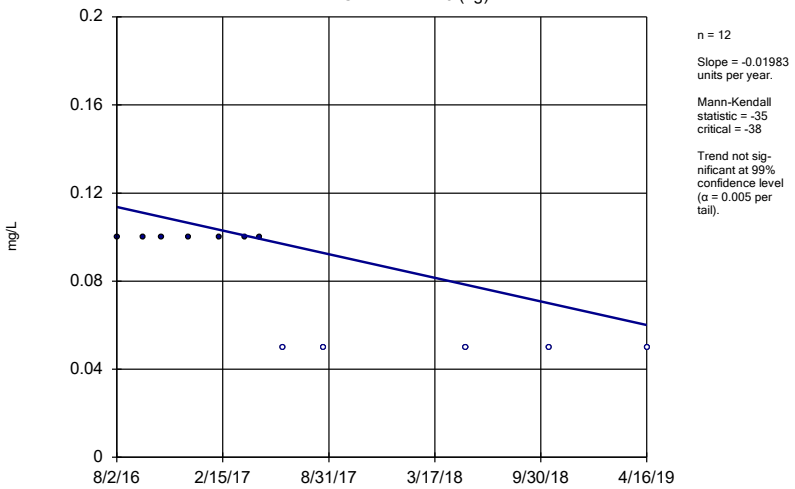


n = 12

Slope = -0.01983 units per year.

Mann-Kendall statistic = -35
critical = -38

Trend not significant at 99% confidence level (α = 0.005 per tail).

Constituent: Boron Analysis Run 1/15/2021 11:55 AM View: Appendix III - Trend Tests
Plant Miller Client: Southern Company Data: Miller Ash Pond

Sanitas™ v.9.6.27b Groundwater Stats Consulting. UG
Hollow symbols indicate censored values.

## Sen's Slope Estimator

GS-AP-MW-8 (bg)

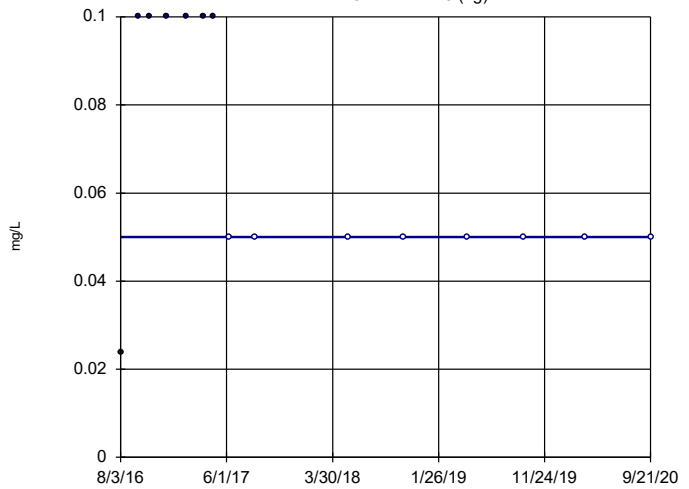


n = 15

Slope = 0 units per year.

Mann-Kendall statistic = -34
critical = -53

Trend not significant at 99% confidence level (α = 0.005 per tail).

Constituent: Boron Analysis Run 1/15/2021 11:55 AM View: Appendix III - Trend Tests
Plant Miller Client: Southern Company Data: Miller Ash Pond

Sanitas™ v.9.6.27b Groundwater Stats Consulting. UG

## Sen's Slope Estimator

MR-AP-MW-10

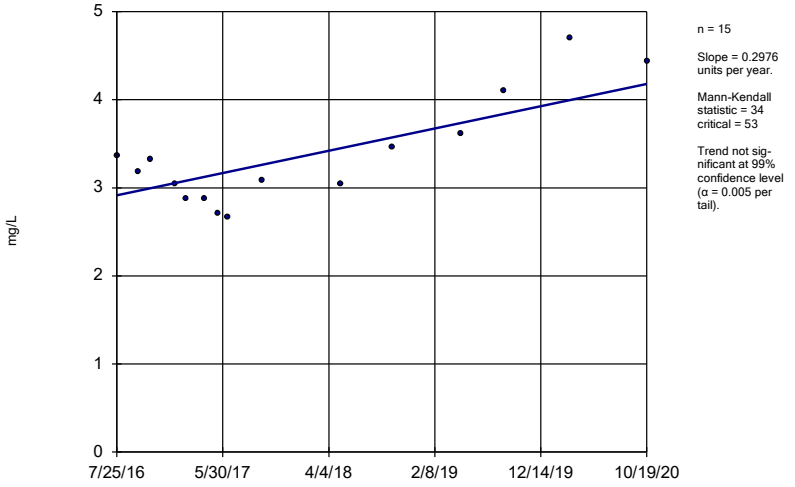


n = 15

Slope = 0.2976 units per year.

Mann-Kendall statistic = 34
critical = 53

Trend not significant at 99% confidence level (α = 0.005 per tail).

Constituent: Boron Analysis Run 1/15/2021 11:55 AM View: Appendix III - Trend Tests
Plant Miller Client: Southern Company Data: Miller Ash Pond

Sanitas™ v.9.6.27b Groundwater Stats Consulting. UG

## Sen's Slope Estimator

MR-AP-MW-12

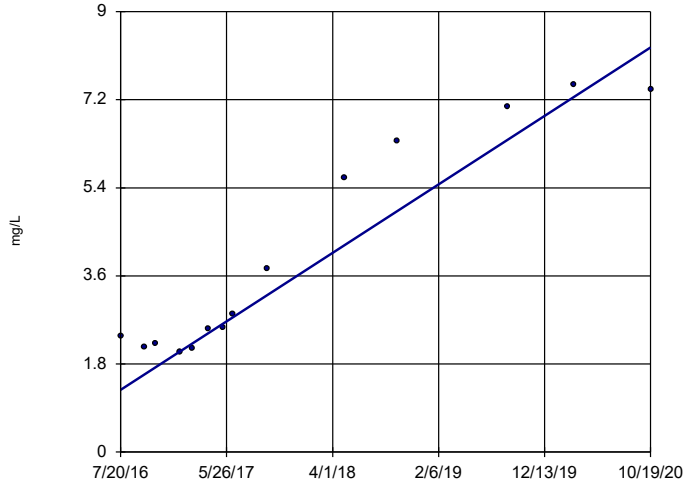


n = 14

Slope = 1.645 units per year.

Mann-Kendall statistic = 73
critical = 48

Increasing trend significant at 99% confidence level (α = 0.005 per tail).

Constituent: Boron Analysis Run 1/15/2021 11:55 AM View: Appendix III - Trend Tests
Plant Miller Client: Southern Company Data: Miller Ash Pond

## Sen's Slope Estimator

MR-AP-MW-15

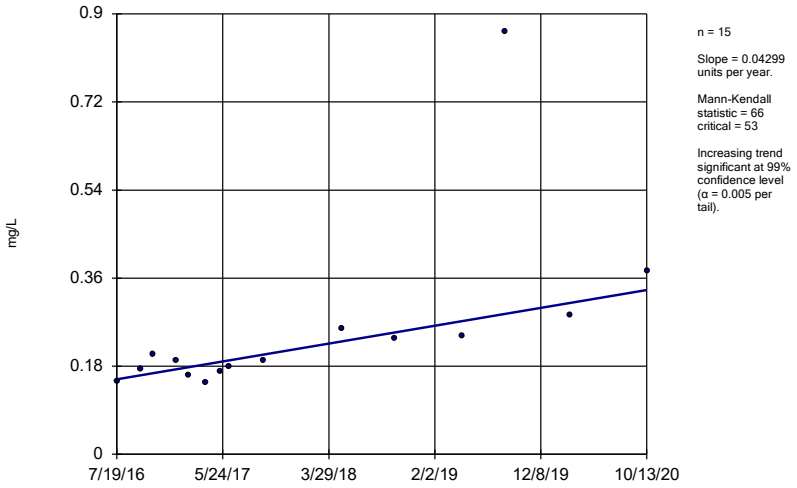


n = 15

Slope = 0.04299 units per year.

Mann-Kendall statistic = 66
critical = 53

Increasing trend significant at 99% confidence level (α = 0.005 per tail).

Constituent: Boron Analysis Run 1/15/2021 11:55 AM View: Appendix III - Trend Tests
Plant Miller Client: Southern Company Data: Miller Ash Pond

Sanitas™ v.9.6.27b Groundwater Stats Consulting. UG

## Sen's Slope Estimator

MR-AP-MW-16

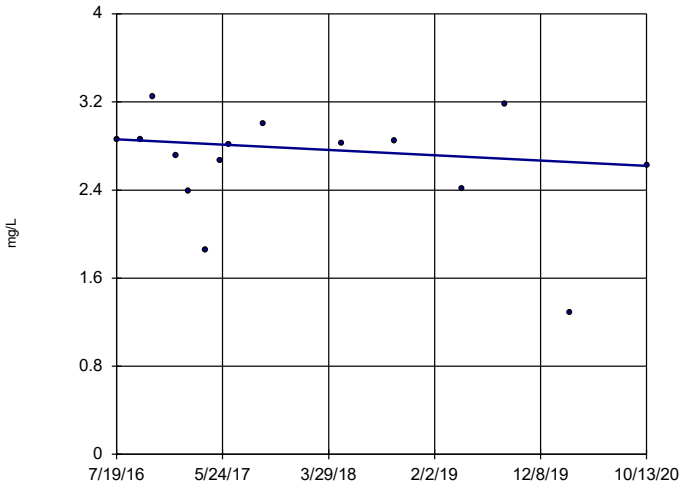


n = 15

Slope = -0.05663 units per year.

Mann-Kendall statistic = -18
critical = -53

Trend not significant at 99% confidence level (α = 0.005 per tail).

Constituent: Boron Analysis Run 1/15/2021 11:55 AM View: Appendix III - Trend Tests
Plant Miller Client: Southern Company Data: Miller Ash Pond

Sanitas™ v.9.6.27b Groundwater Stats Consulting. UG

## Sen's Slope Estimator

MR-AP-MW-2

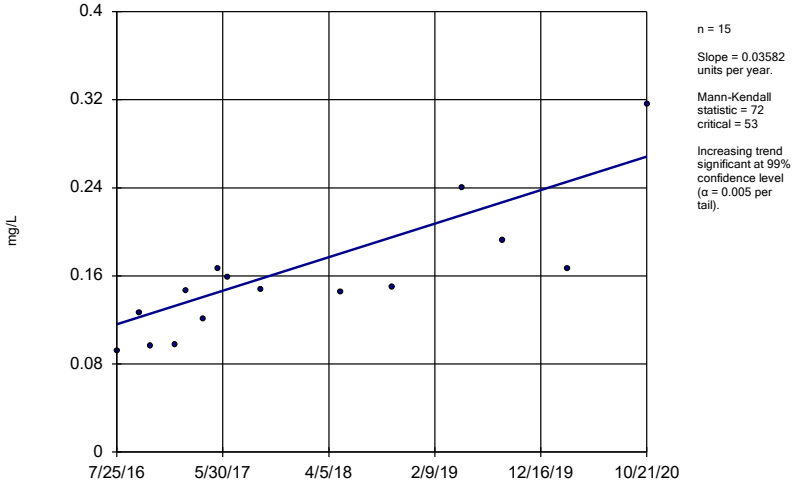


n = 15

Slope = 0.03582 units per year.

Mann-Kendall statistic = 72
critical = 53

Increasing trend significant at 99% confidence level (α = 0.005 per tail).

Constituent: Boron Analysis Run 1/15/2021 11:55 AM View: Appendix III - Trend Tests
Plant Miller Client: Southern Company Data: Miller Ash Pond

Sanitas™ v.9.6.27b Groundwater Stats Consulting. UG

## Sen's Slope Estimator

MR-AP-MW-21 (bg)

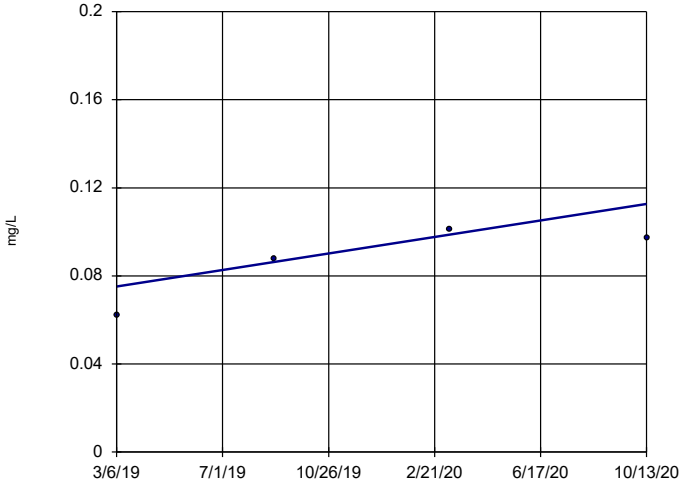


n = 4

Slope = 0.02333 units per year.

Mann-Kendall statistic = 4
critical = 8

Trend not significant at 99% confidence level (α = 0.005 per tail).
With n = 4, no data set will result in a significant Mann-Kendall statistic.

Constituent: Boron Analysis Run 1/15/2021 11:55 AM View: Appendix III - Trend Tests
Plant Miller Client: Southern Company Data: Miller Ash Pond

## Sen's Slope Estimator

MR-AP-MW-3D

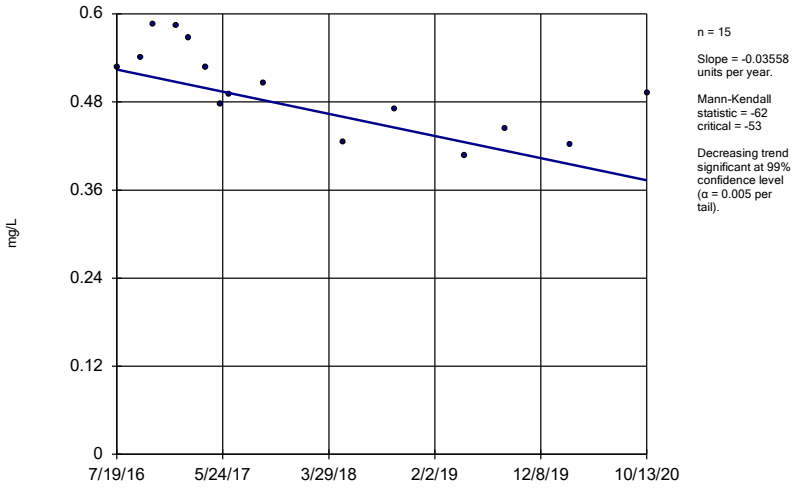


n = 15

Slope = -0.03558 units per year.

Mann-Kendall statistic = -62
critical = -53

Decreasing trend significant at 99% confidence level (α = 0.005 per tail).

Constituent: Boron Analysis Run 1/15/2021 11:55 AM View: Appendix III - Trend Tests
Plant Miller Client: Southern Company Data: Miller Ash Pond

Sanitas™ v.9.6.27b Groundwater Stats Consulting. UG

## Sen's Slope Estimator

MR-AP-MW-3S

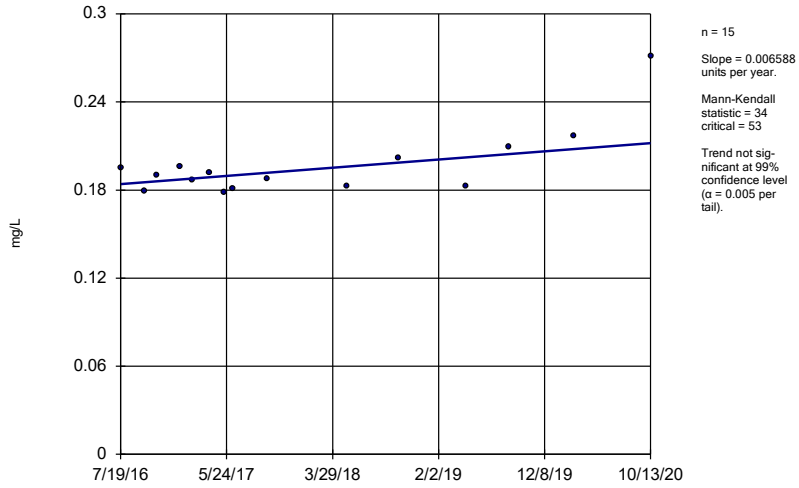


n = 15

Slope = 0.006588 units per year.

Mann-Kendall statistic = 34
critical = 53

Trend not significant at 99% confidence level (α = 0.005 per tail).

Constituent: Boron Analysis Run 1/15/2021 11:55 AM View: Appendix III - Trend Tests
Plant Miller Client: Southern Company Data: Miller Ash Pond

Sanitas™ v.9.6.27b Groundwater Stats Consulting. UG

## Sen's Slope Estimator

MR-AP-MW-4

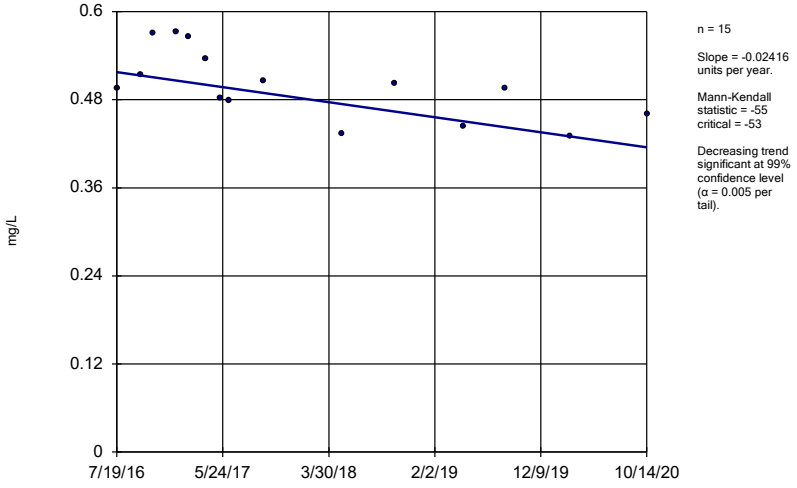


n = 15

Slope = -0.02416 units per year.

Mann-Kendall statistic = -55
critical = -53

Decreasing trend significant at 99% confidence level (α = 0.005 per tail).

Constituent: Boron Analysis Run 1/15/2021 11:55 AM View: Appendix III - Trend Tests
Plant Miller Client: Southern Company Data: Miller Ash Pond

Sanitas™ v.9.6.27b Groundwater Stats Consulting. UG

## Sen's Slope Estimator

MR-AP-MW-5

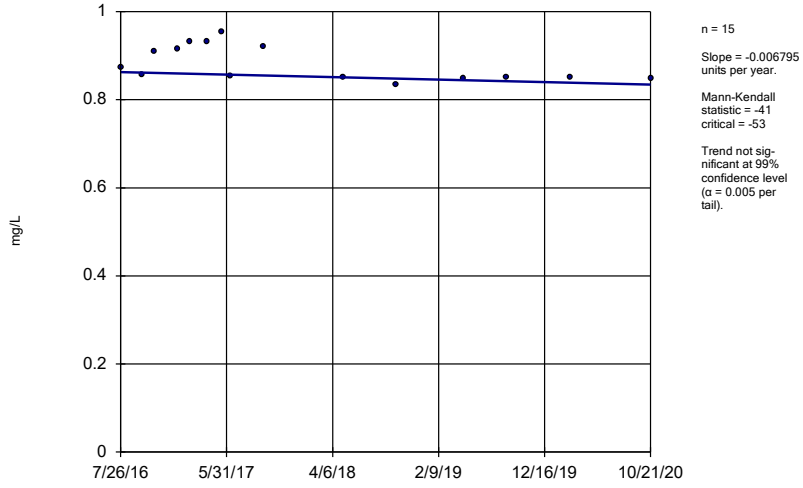


n = 15

Slope = -0.006795 units per year.

Mann-Kendall statistic = -41
critical = -53

Trend not significant at 99% confidence level (α = 0.005 per tail).

Constituent: Boron Analysis Run 1/15/2021 11:55 AM View: Appendix III - Trend Tests
Plant Miller Client: Southern Company Data: Miller Ash Pond

## Sen's Slope Estimator

MR-AP-MW-6

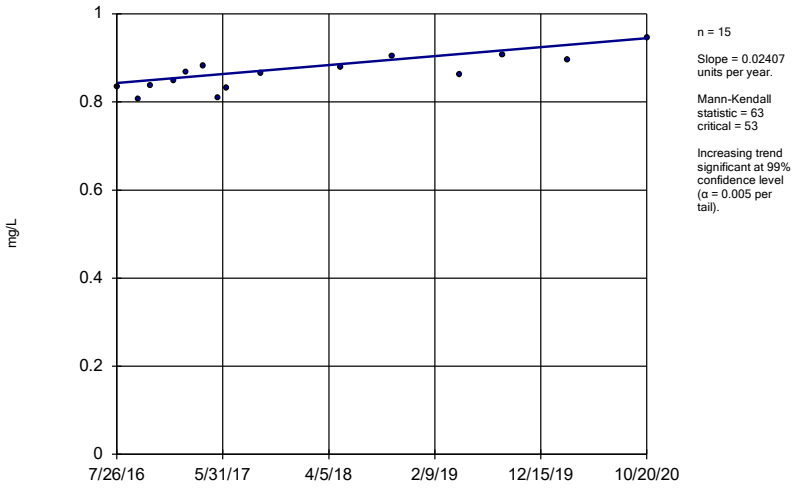


n = 15

Slope = 0.02407 units per year.

Mann-Kendall statistic = 63
critical = 53

Increasing trend significant at 99% confidence level (α = 0.005 per tail).

Constituent: Boron Analysis Run 1/15/2021 11:55 AM View: Appendix III - Trend Tests
Plant Miller Client: Southern Company Data: Miller Ash Pond

Sanitas™ v.9.6.27b Groundwater Stats Consulting. UG

## Sen's Slope Estimator

MR-AP-PZ-5

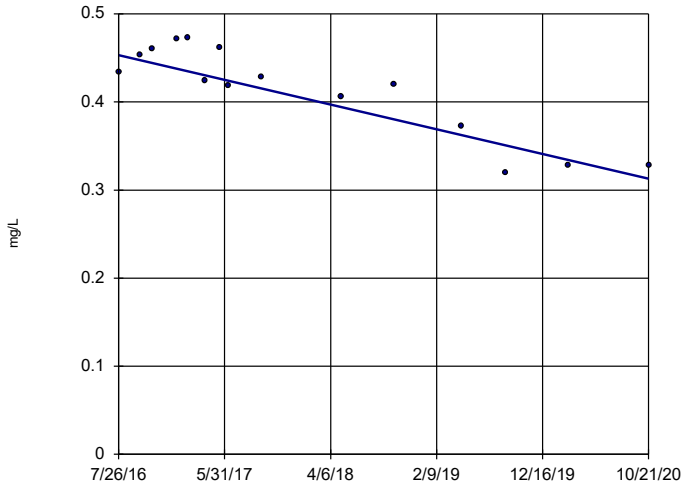


n = 15

Slope = -0.03305 units per year.

Mann-Kendall statistic = -64
critical = -53

Decreasing trend significant at 99% confidence level (α = 0.005 per tail).

Constituent: Boron Analysis Run 1/15/2021 11:55 AM View: Appendix III - Trend Tests
Plant Miller Client: Southern Company Data: Miller Ash Pond

Sanitas™ v.9.6.27b Groundwater Stats Consulting. UG

## Sen's Slope Estimator

GS-AP-MW-17V (bg)

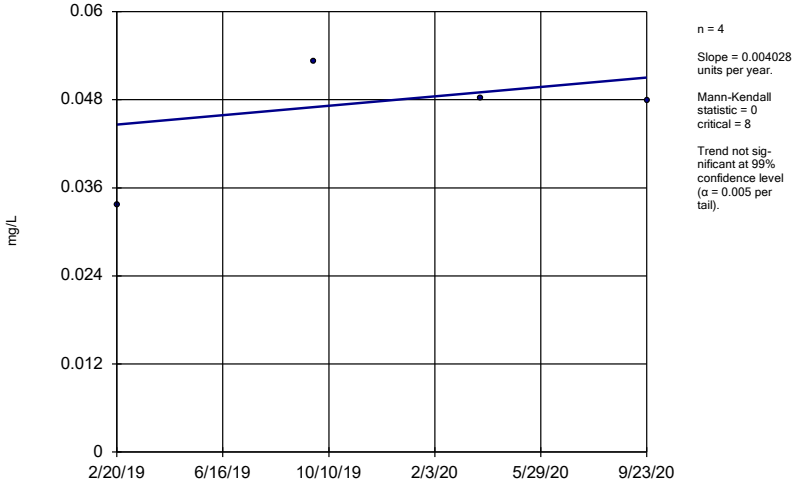


n = 4

Slope = 0.004028 units per year.

Mann-Kendall statistic = 0
critical = 8

Trend not significant at 99% confidence level (α = 0.005 per tail).

Constituent: Boron Analysis Run 1/15/2021 11:55 AM View: Appendix III - Trend Tests
Plant Miller Client: Southern Company Data: Miller Ash Pond

Sanitas™ v.9.6.27b Groundwater Stats Consulting. UG

## Sen's Slope Estimator

GS-AP-MW-13 (bg)

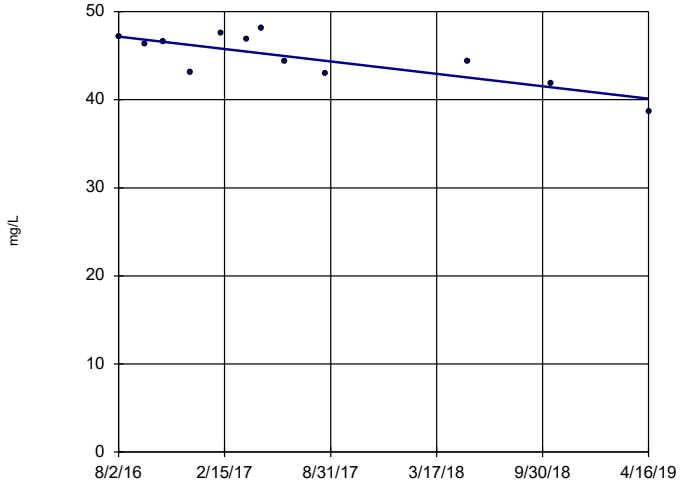


n = 12

Slope = -2.607 units per year.

Mann-Kendall statistic = -32
critical = -38

Trend not significant at 99% confidence level (α = 0.005 per tail).

Constituent: Calcium Analysis Run 1/15/2021 11:55 AM View: Appendix III - Trend Tests
Plant Miller Client: Southern Company Data: Miller Ash Pond

## Sen's Slope Estimator

GS-AP-MW-8 (bg)

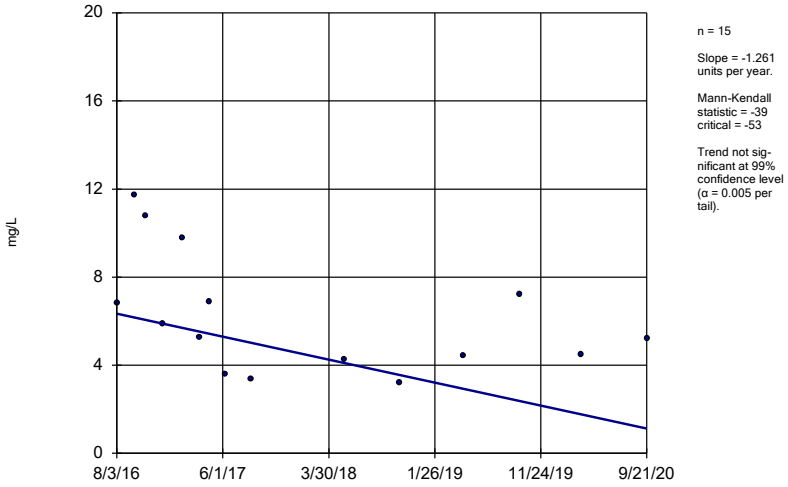


n = 15

Slope = -1.261 units per year.

Mann-Kendall statistic = -39 critical = -53

Trend not significant at 99% confidence level (α = 0.005 per tail).

Constituent: Calcium Analysis Run 1/15/2021 11:55 AM View: Appendix III - Trend Tests

Plant Miller Client: Southern Company Data: Miller Ash Pond

Sanitas™ v.9.6.27b Groundwater Stats Consulting. UG

## Sen's Slope Estimator

MR-AP-MW-10

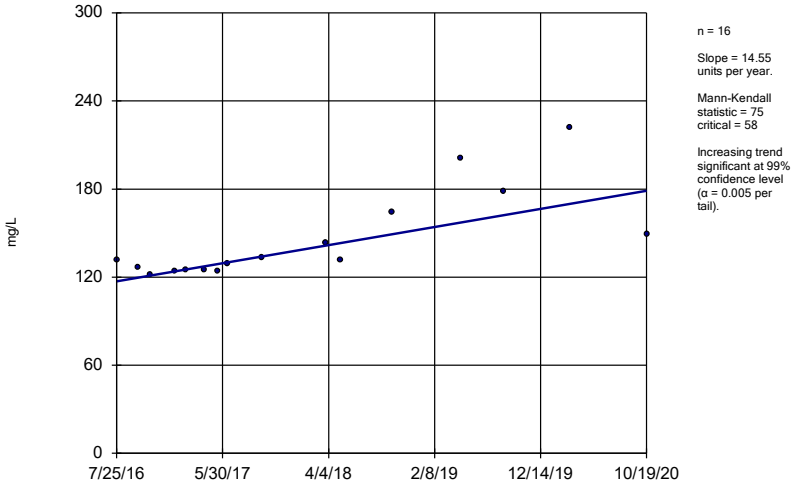


n = 16

Slope = 14.55 units per year.

Mann-Kendall statistic = 75 critical = 58

Increasing trend significant at 99% confidence level (α = 0.005 per tail).

Constituent: Calcium Analysis Run 1/15/2021 11:56 AM View: Appendix III - Trend Tests

Plant Miller Client: Southern Company Data: Miller Ash Pond

Sanitas™ v.9.6.27b Groundwater Stats Consulting. UG

## Sen's Slope Estimator

MR-AP-MW-11

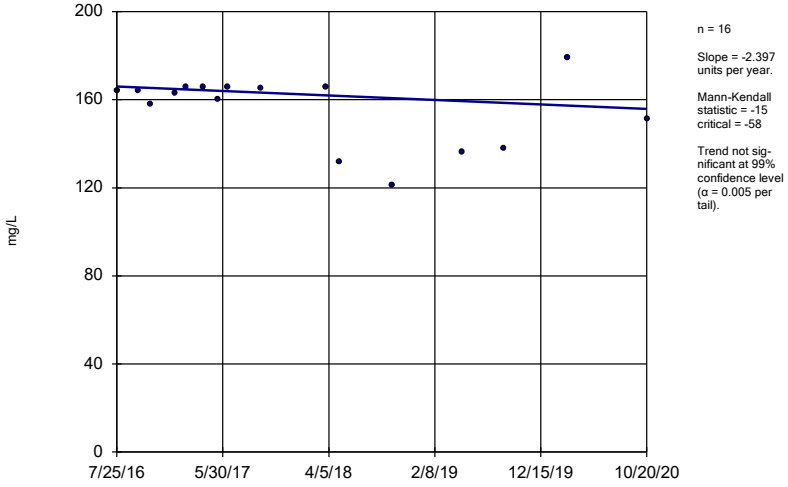


n = 16

Slope = -2.397 units per year.

Mann-Kendall statistic = -15 critical = -58

Trend not significant at 99% confidence level (α = 0.005 per tail).

Constituent: Calcium Analysis Run 1/15/2021 11:56 AM View: Appendix III - Trend Tests

Plant Miller Client: Southern Company Data: Miller Ash Pond

Sanitas™ v.9.6.27b Groundwater Stats Consulting. UG

## Sen's Slope Estimator

MR-AP-MW-12

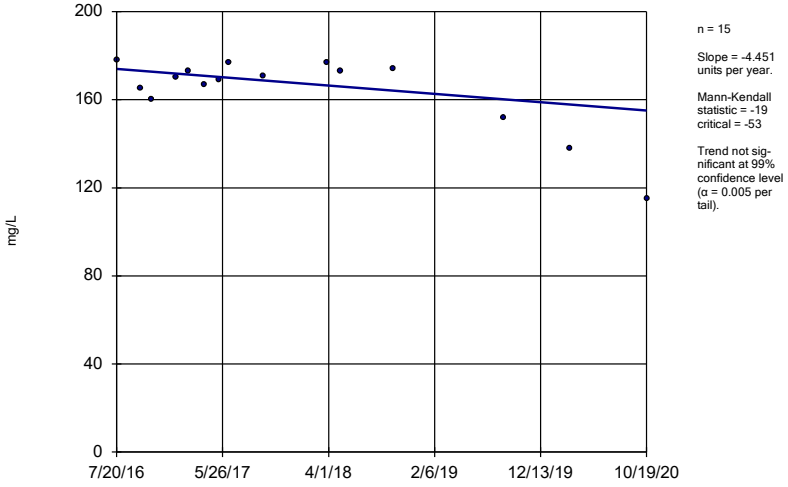


n = 15

Slope = -4.451 units per year.

Mann-Kendall statistic = -19 critical = -53

Trend not significant at 99% confidence level (α = 0.005 per tail).

Constituent: Calcium Analysis Run 1/15/2021 11:56 AM View: Appendix III - Trend Tests

Plant Miller Client: Southern Company Data: Miller Ash Pond

## Sen's Slope Estimator

MR-AP-MW-16

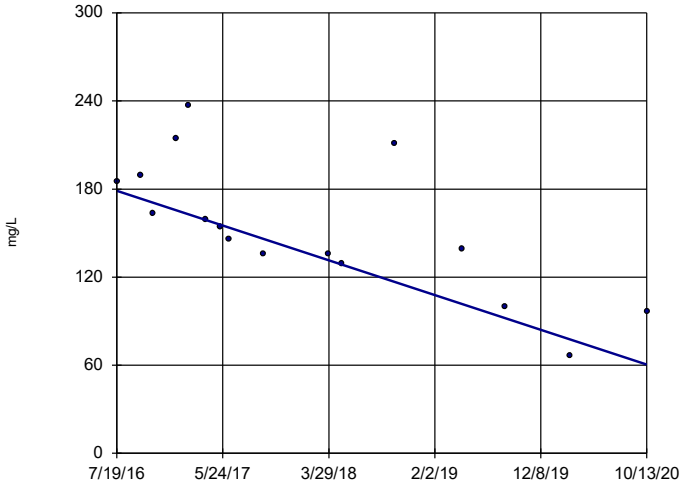


n = 16

Slope = -27.95 units per year.

Mann-Kendall statistic = -77
critical = -58

Decreasing trend significant at 99% confidence level (α = 0.005 per tail).

Constituent: Calcium Analysis Run 1/15/2021 11:56 AM View: Appendix III - Trend Tests
Plant Miller Client: Southern Company Data: Miller Ash Pond

Sanitas™ v.9.6.27b Groundwater Stats Consulting. UG

## Sen's Slope Estimator

MR-AP-MW-2

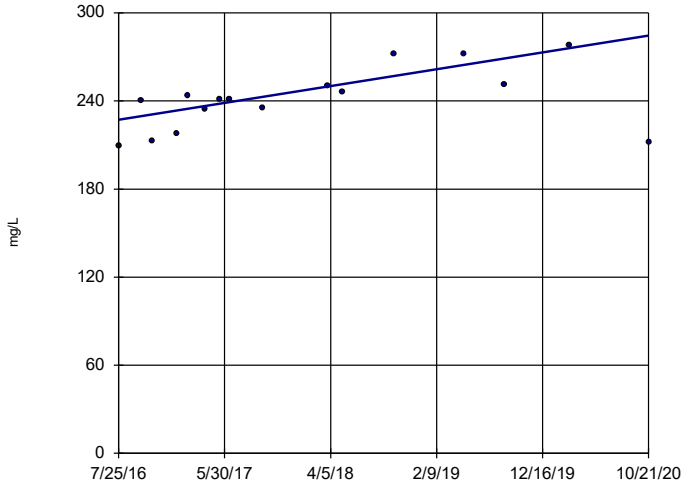


n = 16

Slope = 13.53 units per year.

Mann-Kendall statistic = 64
critical = 58

Increasing trend significant at 99% confidence level (α = 0.005 per tail).

Constituent: Calcium Analysis Run 1/15/2021 11:56 AM View: Appendix III - Trend Tests
Plant Miller Client: Southern Company Data: Miller Ash Pond

Sanitas™ v.9.6.27b Groundwater Stats Consulting. UG

## Sen's Slope Estimator

MR-AP-MW-21 (bg)

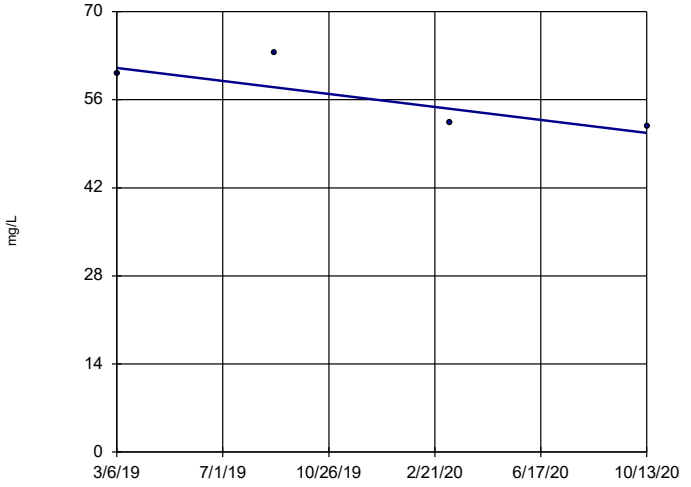


n = 4

Slope = -6.42 units per year.

Mann-Kendall statistic = -4
critical = -8

Trend not significant at 99% confidence level (α = 0.005 per tail).
With n = 4, no data set will result in a significant Mann-Kendall statistic.

Constituent: Calcium Analysis Run 1/15/2021 11:56 AM View: Appendix III - Trend Tests
Plant Miller Client: Southern Company Data: Miller Ash Pond

Sanitas™ v.9.6.27b Groundwater Stats Consulting. UG

## Sen's Slope Estimator

MR-AP-MW-3D

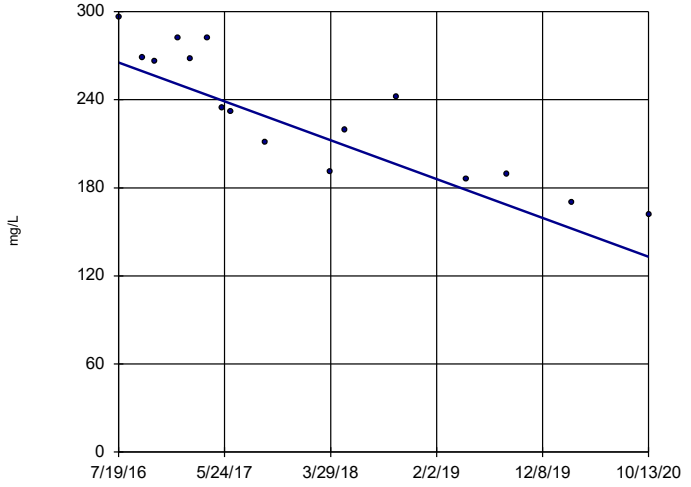


n = 16

Slope = -31.23 units per year.

Mann-Kendall statistic = -91
critical = -58

Decreasing trend significant at 99% confidence level (α = 0.005 per tail).

Constituent: Calcium Analysis Run 1/15/2021 11:56 AM View: Appendix III - Trend Tests
Plant Miller Client: Southern Company Data: Miller Ash Pond

## Sen's Slope Estimator

MR-AP-MW-4

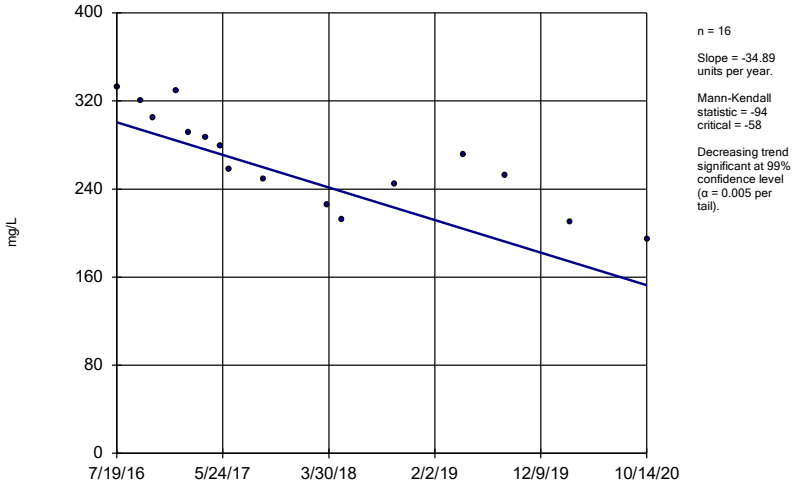


n = 16

Slope = -34.89 units per year.

Mann-Kendall statistic = -94
critical = -58

Decreasing trend significant at 99% confidence level (α = 0.005 per tail).

Constituent: Calcium Analysis Run 1/15/2021 11:56 AM View: Appendix III - Trend Tests
Plant Miller Client: Southern Company Data: Miller Ash Pond

Sanitas™ v.9.6.27b Groundwater Stats Consulting. UG

## Sen's Slope Estimator

MR-AP-MW-5

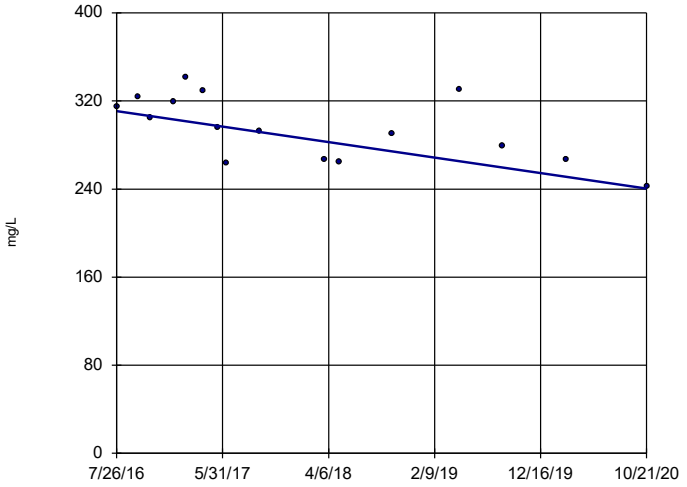


n = 16

Slope = -16.59 units per year.

Mann-Kendall statistic = -53
critical = -58

Trend not significant at 99% confidence level (α = 0.005 per tail).

Constituent: Calcium Analysis Run 1/15/2021 11:56 AM View: Appendix III - Trend Tests
Plant Miller Client: Southern Company Data: Miller Ash Pond

Sanitas™ v.9.6.27b Groundwater Stats Consulting. UG

## Sen's Slope Estimator

MR-AP-MW-6

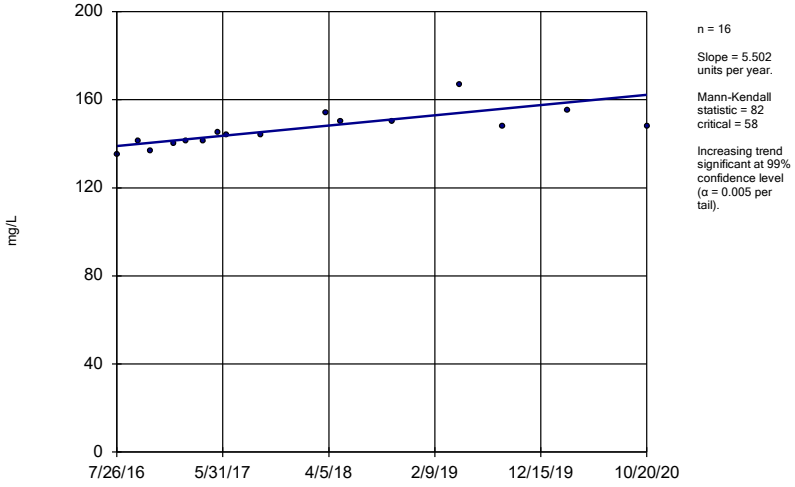


n = 16

Slope = 5.502 units per year.

Mann-Kendall statistic = 82
critical = 58

Increasing trend significant at 99% confidence level (α = 0.005 per tail).

Constituent: Calcium Analysis Run 1/15/2021 11:56 AM View: Appendix III - Trend Tests
Plant Miller Client: Southern Company Data: Miller Ash Pond

Sanitas™ v.9.6.27b Groundwater Stats Consulting. UG

## Sen's Slope Estimator

GS-AP-MW-17V (bg)

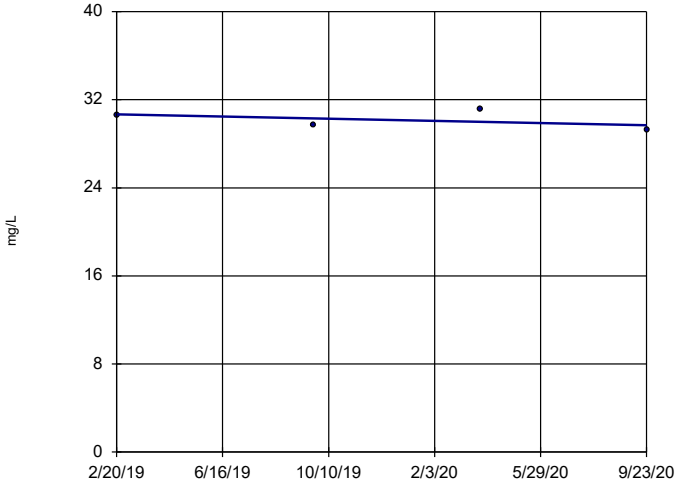


n = 4

Slope = -0.6083 units per year.

Mann-Kendall statistic = -2
critical = -8

Trend not significant at 99% confidence level (α = 0.005 per tail).
With n = 4, no data set will result in a significant Mann-Kendall statistic.

Constituent: Calcium Analysis Run 1/15/2021 11:56 AM View: Appendix III - Trend Tests
Plant Miller Client: Southern Company Data: Miller Ash Pond

## Sen's Slope Estimator

GS-AP-MW-13 (bg)

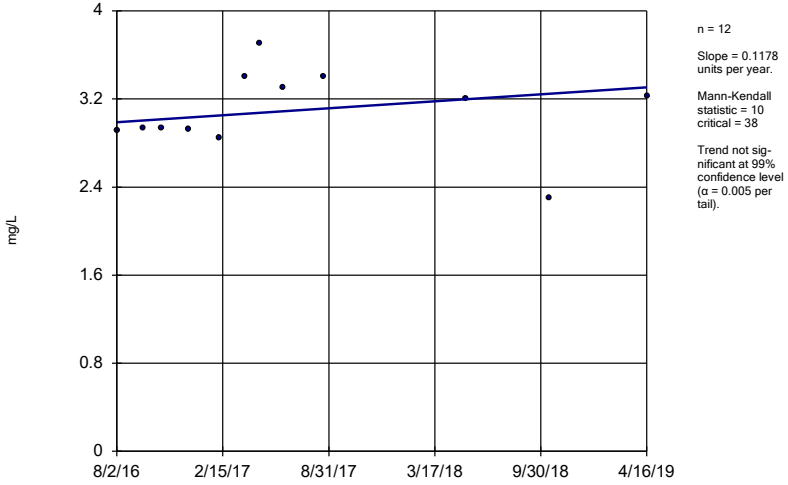


n = 12

Slope = 0.1178 units per year.

Mann-Kendall statistic = 10 critical = 38

Trend not significant at 99% confidence level (α = 0.005 per tail).

Constituent: Chloride Analysis Run 1/15/2021 11:56 AM View: Appendix III - Trend Tests

Plant Miller Client: Southern Company Data: Miller Ash Pond

Sanitas™ v.9.6.27b Groundwater Stats Consulting. UG

## Sen's Slope Estimator

GS-AP-MW-8 (bg)

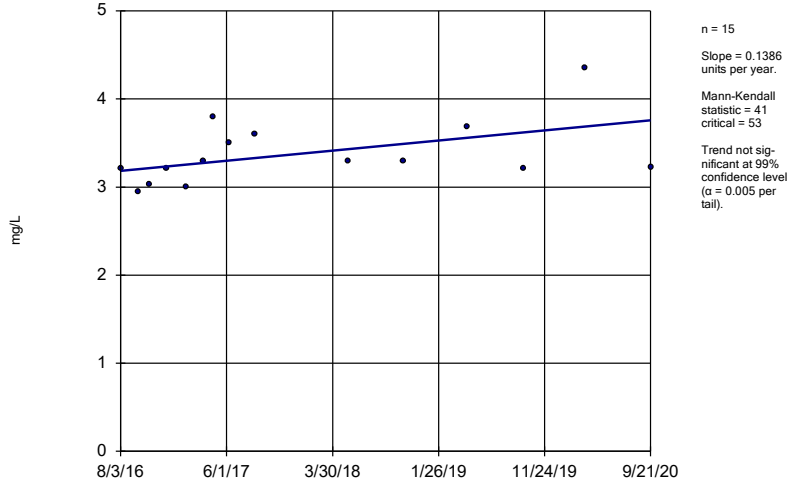


n = 15

Slope = 0.1386 units per year.

Mann-Kendall statistic = 41 critical = 53

Trend not significant at 99% confidence level (α = 0.005 per tail).

Constituent: Chloride Analysis Run 1/15/2021 11:56 AM View: Appendix III - Trend Tests

Plant Miller Client: Southern Company Data: Miller Ash Pond

Sanitas™ v.9.6.27b Groundwater Stats Consulting. UG

## Sen's Slope Estimator

MR-AP-MW-1

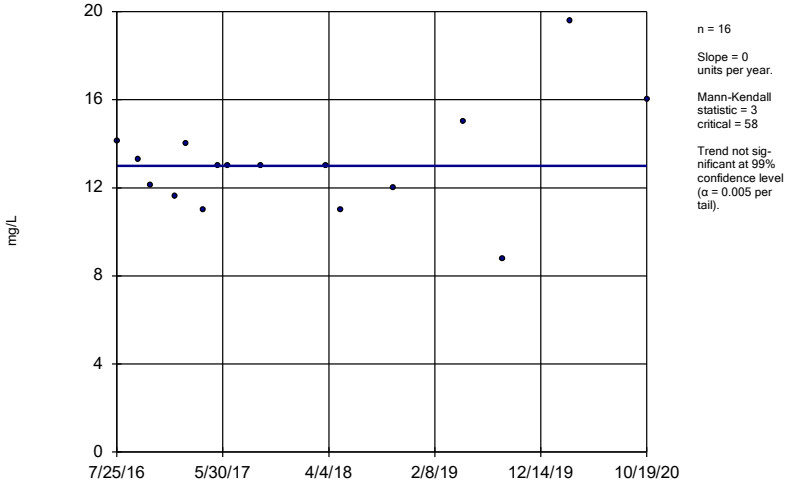


n = 16

Slope = 0 units per year.

Mann-Kendall statistic = 3 critical = 58

Trend not significant at 99% confidence level (α = 0.005 per tail).

Constituent: Chloride Analysis Run 1/15/2021 11:56 AM View: Appendix III - Trend Tests

Plant Miller Client: Southern Company Data: Miller Ash Pond

Sanitas™ v.9.6.27b Groundwater Stats Consulting. UG

## Sen's Slope Estimator

MR-AP-MW-15

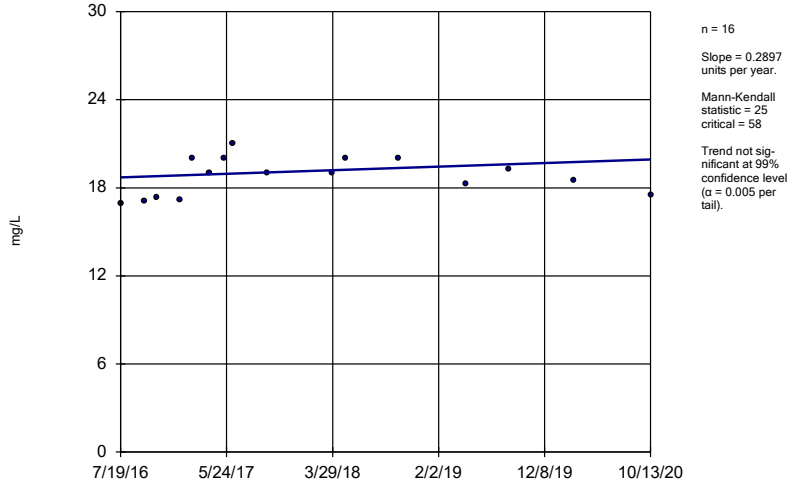


n = 16

Slope = 0.2897 units per year.

Mann-Kendall statistic = 25 critical = 58

Trend not significant at 99% confidence level (α = 0.005 per tail).

Constituent: Chloride Analysis Run 1/15/2021 11:56 AM View: Appendix III - Trend Tests

Plant Miller Client: Southern Company Data: Miller Ash Pond

## Sen's Slope Estimator

MR-AP-MW-21 (bg)

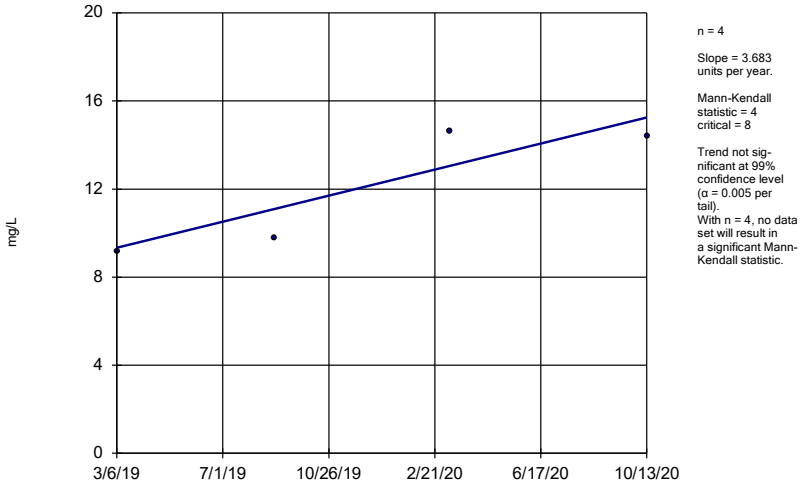


n = 4

Slope = 3.683 units per year.

Mann-Kendall statistic = 4 critical = 8

Trend not significant at 99% confidence level (α = 0.005 per tail).
With n = 4, no data set will result in a significant Mann-Kendall statistic.

Constituent: Chloride Analysis Run 1/15/2021 11:56 AM View: Appendix III - Trend Tests
Plant Miller Client: Southern Company Data: Miller Ash Pond

Sanitas™ v.9.6.27b Groundwater Stats Consulting. UG

## Sen's Slope Estimator

MR-AP-MW-3D

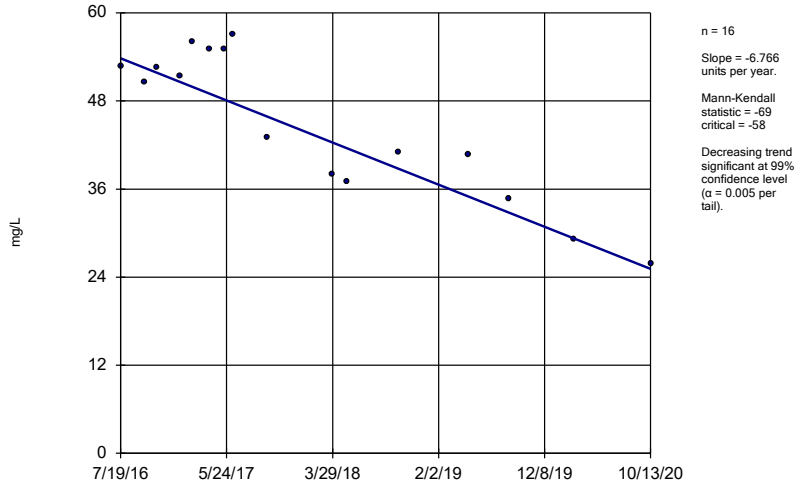


n = 16

Slope = -6.766 units per year.

Mann-Kendall statistic = -69 critical = -58

Decreasing trend significant at 99% confidence level (α = 0.005 per tail).

Constituent: Chloride Analysis Run 1/15/2021 11:56 AM View: Appendix III - Trend Tests
Plant Miller Client: Southern Company Data: Miller Ash Pond

Sanitas™ v.9.6.27b Groundwater Stats Consulting. UG

## Sen's Slope Estimator

MR-AP-MW-3S

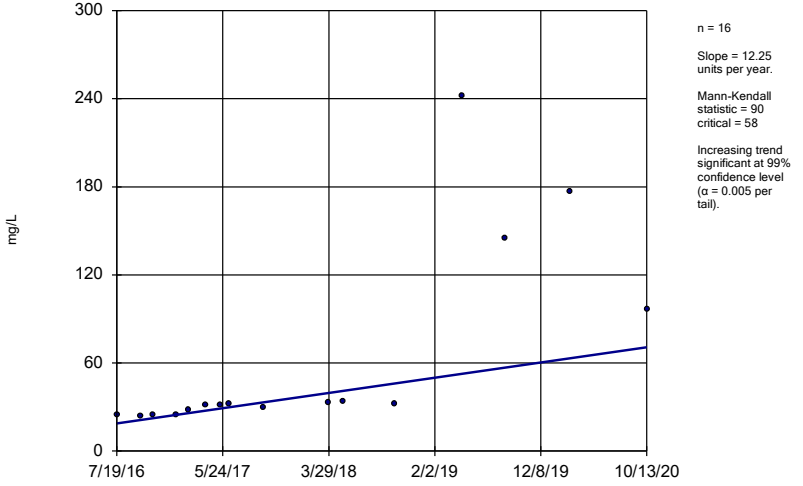


n = 16

Slope = 12.25 units per year.

Mann-Kendall statistic = 90 critical = 58

Increasing trend significant at 99% confidence level (α = 0.005 per tail).

Constituent: Chloride Analysis Run 1/15/2021 11:56 AM View: Appendix III - Trend Tests
Plant Miller Client: Southern Company Data: Miller Ash Pond

Sanitas™ v.9.6.27b Groundwater Stats Consulting. UG

## Sen's Slope Estimator

MR-AP-MW-4

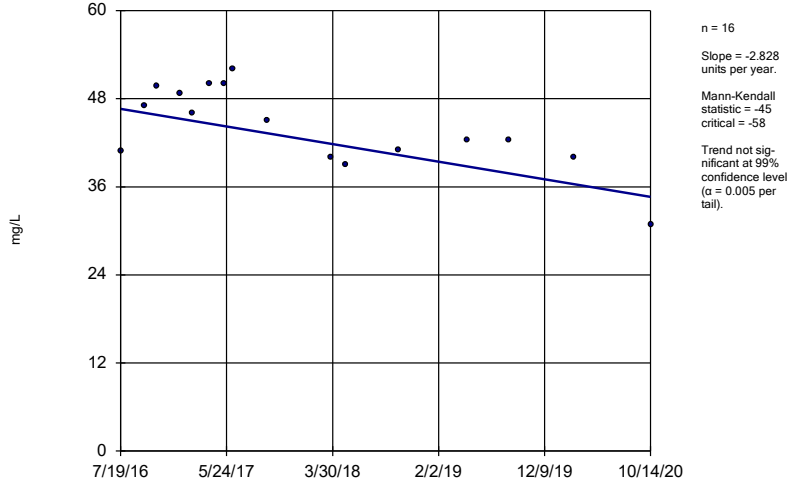


n = 16

Slope = -2.828 units per year.

Mann-Kendall statistic = -45 critical = -58

Trend not significant at 99% confidence level (α = 0.005 per tail).

Constituent: Chloride Analysis Run 1/15/2021 11:56 AM View: Appendix III - Trend Tests
Plant Miller Client: Southern Company Data: Miller Ash Pond

## Sen's Slope Estimator

MR-AP-MW-5

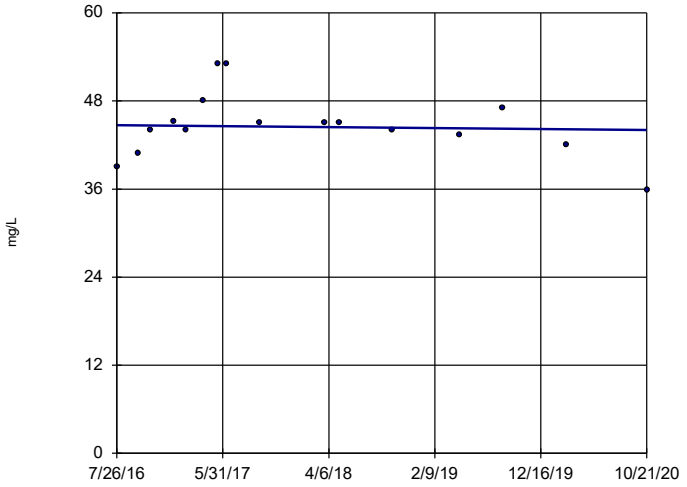


n = 16

Slope = -0.1582 units per year.

Mann-Kendall statistic = -9
critical = -58

Trend not significant at 99% confidence level (α = 0.005 per tail).

Constituent: Chloride Analysis Run 1/15/2021 11:56 AM View: Appendix III - Trend Tests
Plant Miller Client: Southern Company Data: Miller Ash Pond

Sanitas™ v.9.6.27b Groundwater Stats Consulting. UG

## Sen's Slope Estimator

MR-AP-MW-6

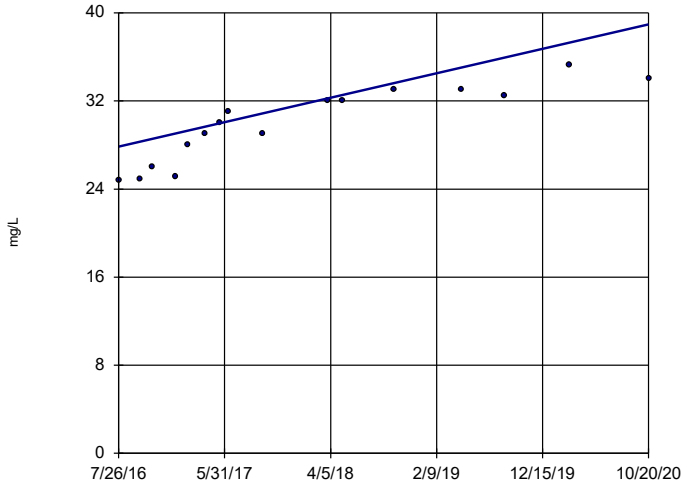


n = 16

Slope = 2.624 units per year.

Mann-Kendall statistic = 105
critical = 58

Increasing trend significant at 99% confidence level (α = 0.005 per tail).

Constituent: Chloride Analysis Run 1/15/2021 11:56 AM View: Appendix III - Trend Tests
Plant Miller Client: Southern Company Data: Miller Ash Pond

Sanitas™ v.9.6.27b Groundwater Stats Consulting. UG

## Sen's Slope Estimator

MR-AP-PZ-5

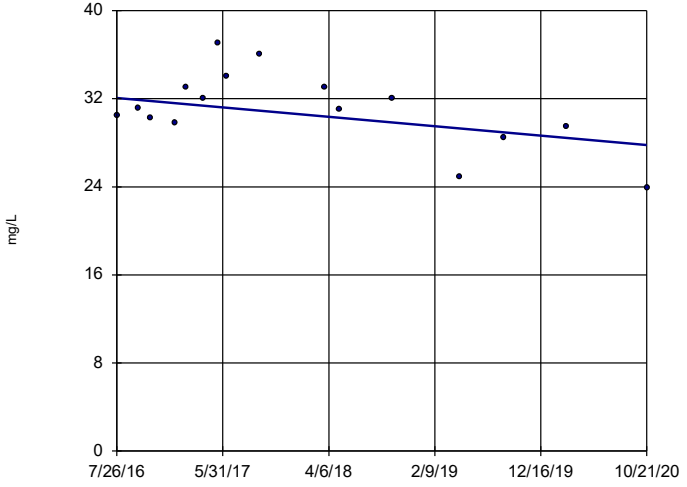


n = 16

Slope = -1.008 units per year.

Mann-Kendall statistic = -30
critical = -58

Trend not significant at 99% confidence level (α = 0.005 per tail).

Constituent: Chloride Analysis Run 1/15/2021 11:56 AM View: Appendix III - Trend Tests
Plant Miller Client: Southern Company Data: Miller Ash Pond

Sanitas™ v.9.6.27b Groundwater Stats Consulting. UG

## Sen's Slope Estimator

GS-AP-MW-17V (bg)

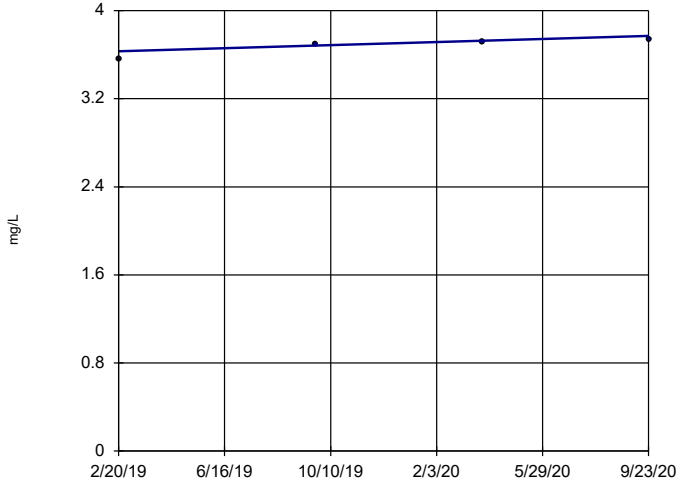


n = 4

Slope = 0.08646 units per year.

Mann-Kendall statistic = 6
critical = 8

Trend not significant at 99% confidence level (α = 0.005 per tail).
With n = 4, no data set will result in a significant Mann-Kendall statistic.

Constituent: Chloride Analysis Run 1/15/2021 11:56 AM View: Appendix III - Trend Tests
Plant Miller Client: Southern Company Data: Miller Ash Pond

## Sen's Slope Estimator

GS-AP-MW-13 (bg)

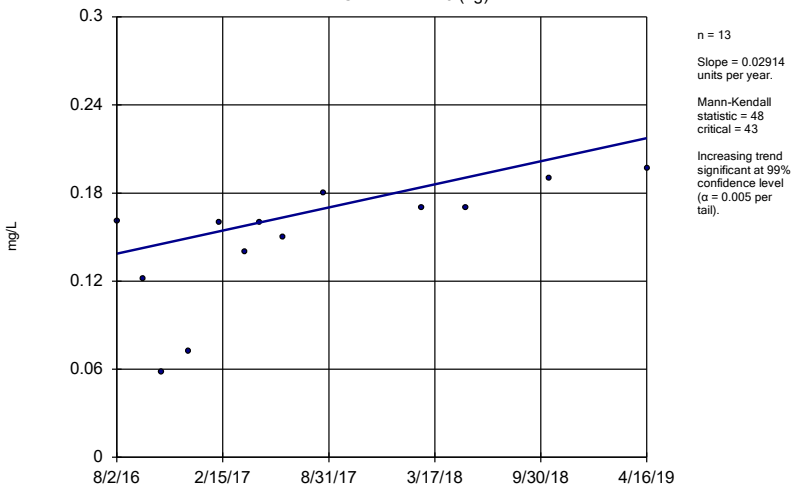


n = 13

Slope = 0.02914 units per year.

Mann-Kendall statistic = 48
critical = 43

Increasing trend significant at 99% confidence level (α = 0.005 per tail).

Constituent: Fluoride Analysis Run 1/15/2021 11:56 AM View: Appendix III - Trend Tests
Plant Miller Client: Southern Company Data: Miller Ash Pond

Sanitas™ v.9.6.27b Groundwater Stats Consulting. UG

## Sen's Slope Estimator

GS-AP-MW-8 (bg)

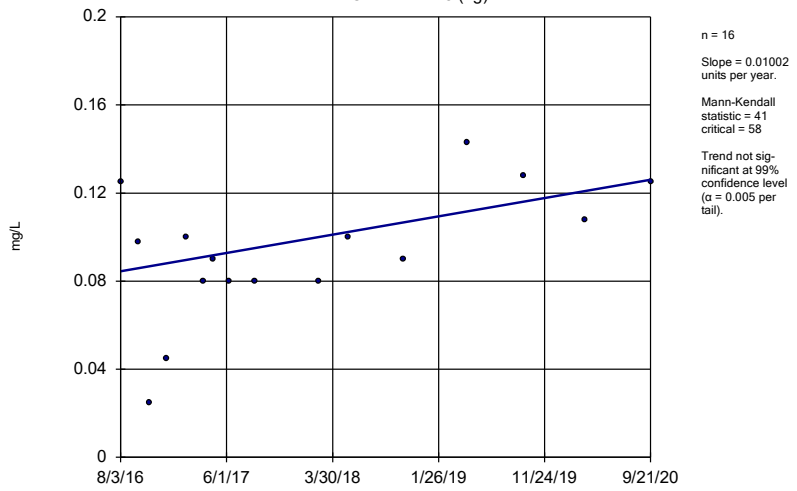


n = 16

Slope = 0.01002 units per year.

Mann-Kendall statistic = 41
critical = 58

Trend not significant at 99% confidence level (α = 0.005 per tail).

Constituent: Fluoride Analysis Run 1/15/2021 11:56 AM View: Appendix III - Trend Tests
Plant Miller Client: Southern Company Data: Miller Ash Pond

Sanitas™ v.9.6.27b Groundwater Stats Consulting. UG

## Sen's Slope Estimator

MR-AP-MW-10

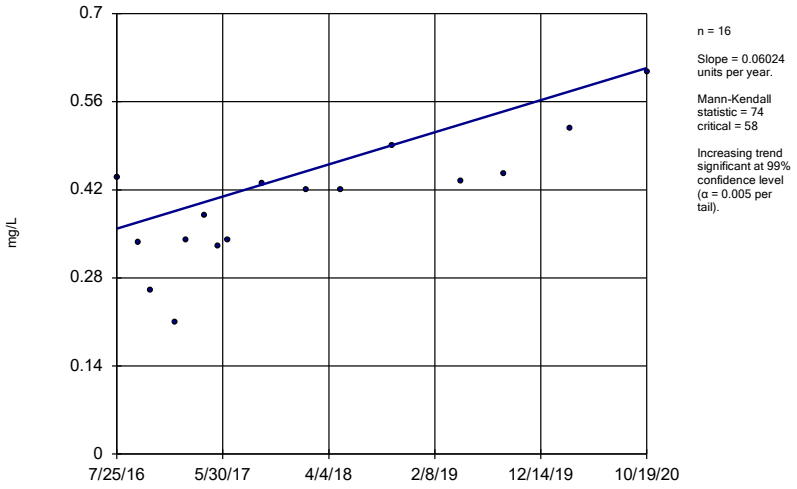


n = 16

Slope = 0.06024 units per year.

Mann-Kendall statistic = 74
critical = 58

Increasing trend significant at 99% confidence level (α = 0.005 per tail).

Constituent: Fluoride Analysis Run 1/15/2021 11:56 AM View: Appendix III - Trend Tests
Plant Miller Client: Southern Company Data: Miller Ash Pond

Sanitas™ v.9.6.27b Groundwater Stats Consulting. UG

## Sen's Slope Estimator

MR-AP-MW-12

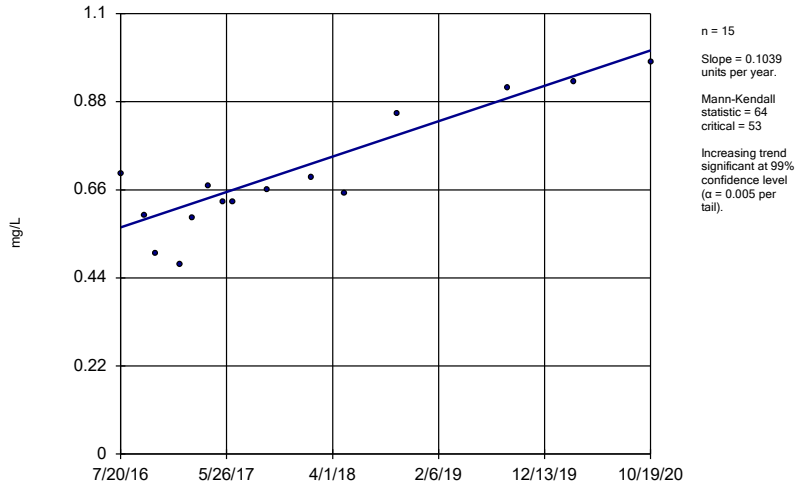


n = 15

Slope = 0.1039 units per year.

Mann-Kendall statistic = 64
critical = 53

Increasing trend significant at 99% confidence level (α = 0.005 per tail).

Constituent: Fluoride Analysis Run 1/15/2021 11:56 AM View: Appendix III - Trend Tests
Plant Miller Client: Southern Company Data: Miller Ash Pond

## Sen's Slope Estimator

MR-AP-MW-21 (bg)

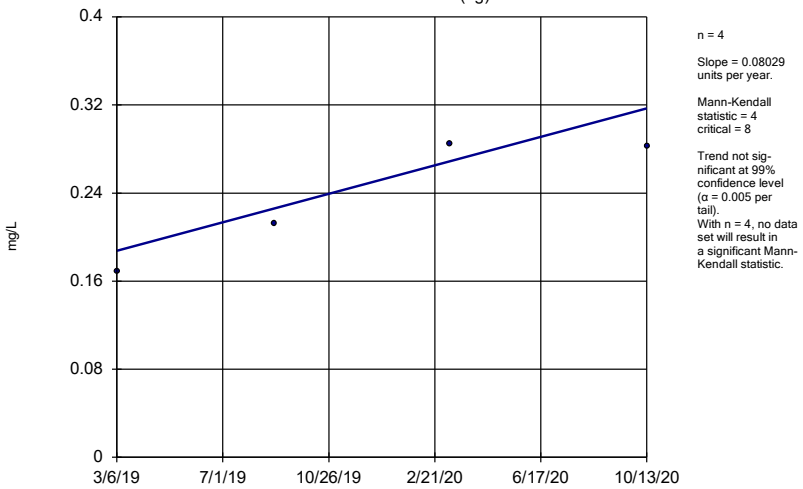


n = 4

Slope = 0.08029 units per year.

Mann-Kendall statistic = 4
critical = 8

Trend not significant at 99% confidence level (α = 0.005 per tail).
With n = 4, no data set will result in a significant Mann-Kendall statistic.

Constituent: Fluoride Analysis Run 1/15/2021 11:56 AM View: Appendix III - Trend Tests
Plant Miller Client: Southern Company Data: Miller Ash Pond

Sanitas™ v.9.6.27b Groundwater Stats Consulting. UG

## Sen's Slope Estimator

MR-AP-MW-3D

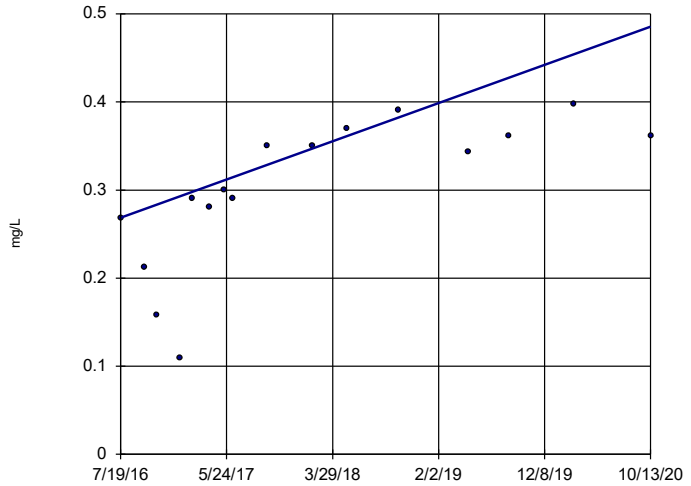


n = 16

Slope = 0.05116 units per year.

Mann-Kendall statistic = 84
critical = 58

Increasing trend significant at 99% confidence level (α = 0.005 per tail).

Constituent: Fluoride Analysis Run 1/15/2021 11:56 AM View: Appendix III - Trend Tests
Plant Miller Client: Southern Company Data: Miller Ash Pond

Sanitas™ v.9.6.27b Groundwater Stats Consulting. UG

## Sen's Slope Estimator

MR-AP-MW-3S

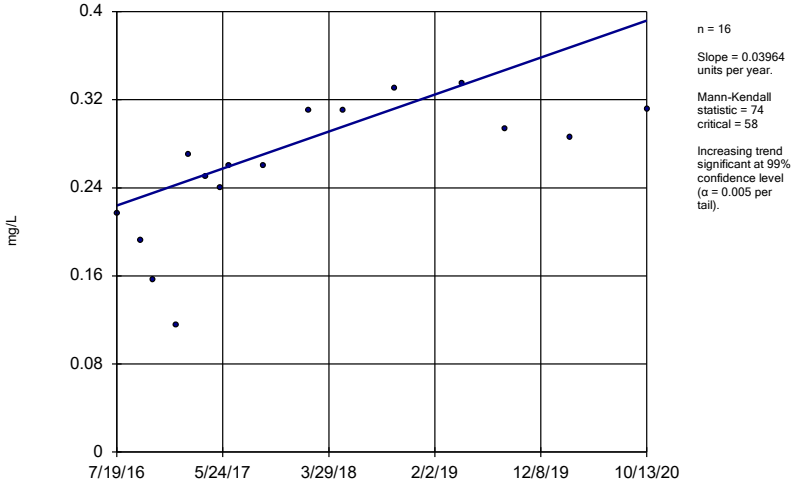


n = 16

Slope = 0.03964 units per year.

Mann-Kendall statistic = 74
critical = 58

Increasing trend significant at 99% confidence level (α = 0.005 per tail).

Constituent: Fluoride Analysis Run 1/15/2021 11:56 AM View: Appendix III - Trend Tests
Plant Miller Client: Southern Company Data: Miller Ash Pond

Sanitas™ v.9.6.27b Groundwater Stats Consulting. UG

## Sen's Slope Estimator

MR-AP-MW-5

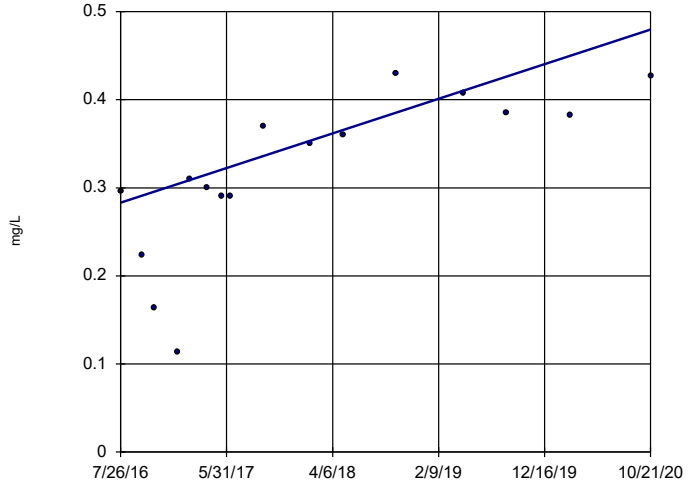


n = 16

Slope = 0.04637 units per year.

Mann-Kendall statistic = 75
critical = 58

Increasing trend significant at 99% confidence level (α = 0.005 per tail).

Constituent: Fluoride Analysis Run 1/15/2021 11:56 AM View: Appendix III - Trend Tests
Plant Miller Client: Southern Company Data: Miller Ash Pond

## Sen's Slope Estimator

MR-AP-PZ-5

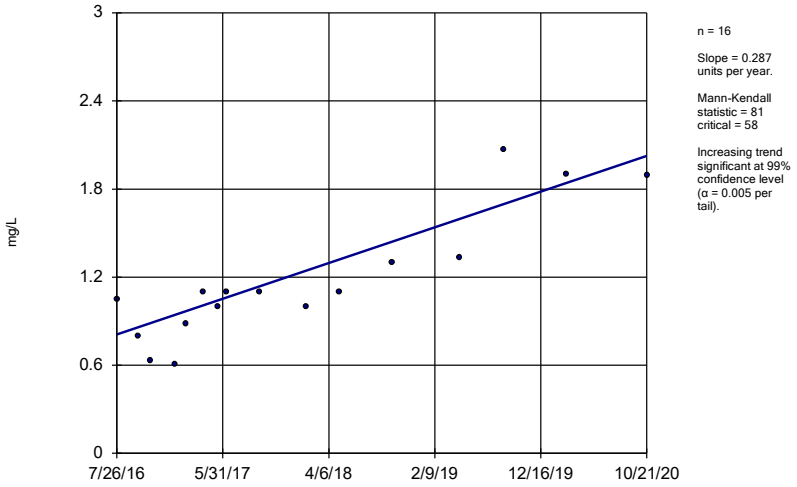


n = 16

Slope = 0.287 units per year.

Mann-Kendall statistic = 81 critical = 58

Increasing trend significant at 99% confidence level (α = 0.005 per tail).

Constituent: Fluoride Analysis Run 1/15/2021 11:56 AM View: Appendix III - Trend Tests

Plant Miller Client: Southern Company Data: Miller Ash Pond

Sanitas™ v.9.6.27b Groundwater Stats Consulting. UG

## Sen's Slope Estimator

GS-AP-MW-17V (bg)

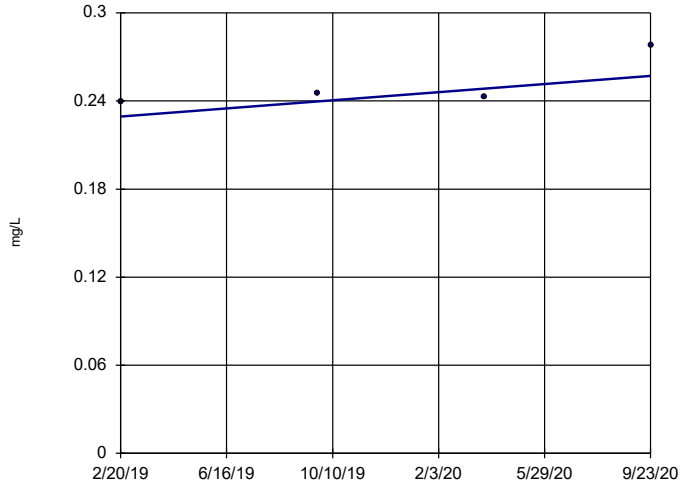


n = 4

Slope = 0.01732 units per year.

Mann-Kendall statistic = 4 critical = 8

Trend not significant at 99% confidence level (α = 0.005 per tail).
With n = 4, no data set will result in a significant Mann-Kendall statistic.

Constituent: Fluoride Analysis Run 1/15/2021 11:56 AM View: Appendix III - Trend Tests

Plant Miller Client: Southern Company Data: Miller Ash Pond

Sanitas™ v.9.6.27b Groundwater Stats Consulting. UG

## Sen's Slope Estimator

GS-AP-MW-13 (bg)

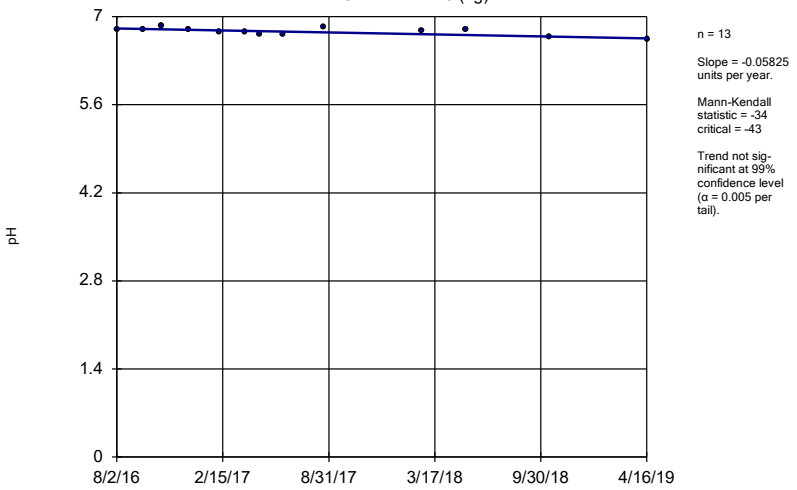


n = 13

Slope = -0.05825 units per year.

Mann-Kendall statistic = -34 critical = -43

Trend not significant at 99% confidence level (α = 0.005 per tail).

Constituent: pH Analysis Run 1/15/2021 11:56 AM View: Appendix III - Trend Tests

Plant Miller Client: Southern Company Data: Miller Ash Pond

Sanitas™ v.9.6.27b Groundwater Stats Consulting. UG

## Sen's Slope Estimator

GS-AP-MW-8 (bg)

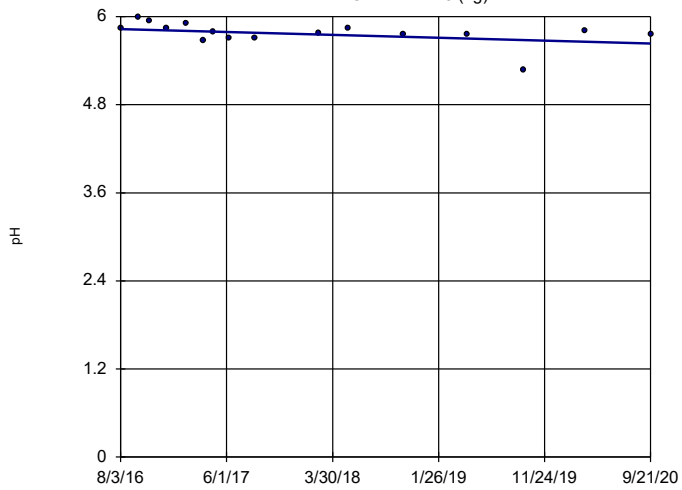


n = 16

Slope = -0.04795 units per year.

Mann-Kendall statistic = -48 critical = -58

Trend not significant at 99% confidence level (α = 0.005 per tail).

Constituent: pH Analysis Run 1/15/2021 11:56 AM View: Appendix III - Trend Tests

Plant Miller Client: Southern Company Data: Miller Ash Pond

## Sen's Slope Estimator

MR-AP-MW-1

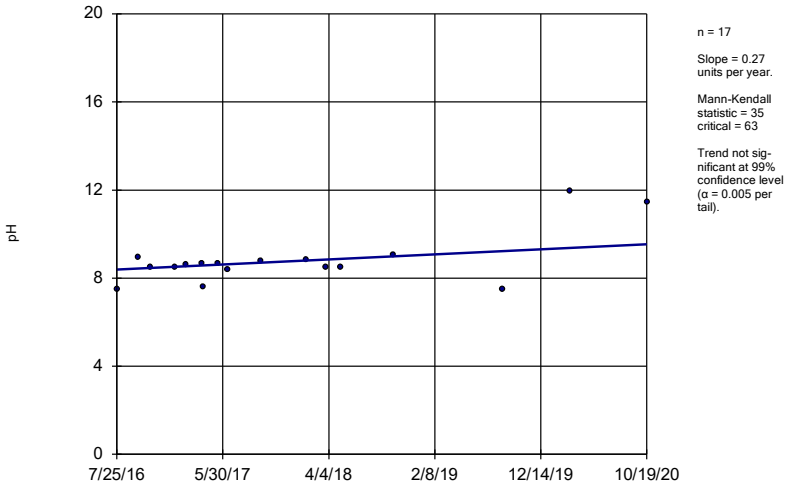


n = 17

Slope = 0.27 units per year.

Mann-Kendall statistic = 35 critical = 63

Trend not significant at 99% confidence level (α = 0.005 per tail).

Constituent: pH Analysis Run 1/15/2021 11:56 AM View: Appendix III - Trend Tests

Plant Miller Client: Southern Company Data: Miller Ash Pond

Sanitas™ v.9.6.27b Groundwater Stats Consulting. UG

## Sen's Slope Estimator

MR-AP-MW-10

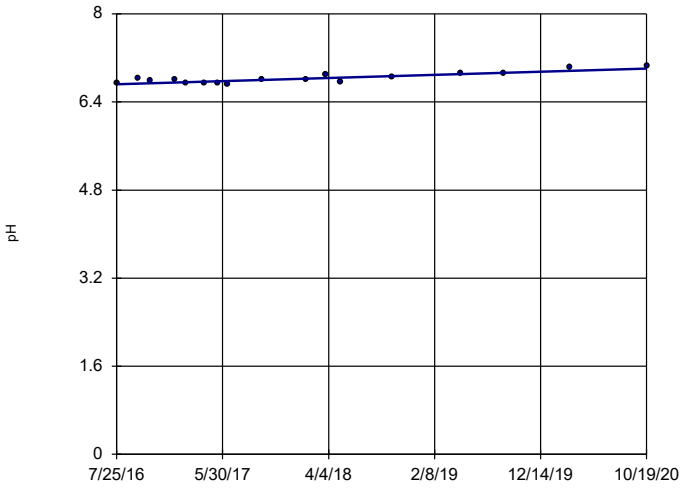


n = 17

Slope = 0.06756 units per year.

Mann-Kendall statistic = 74 critical = 63

Increasing trend significant at 99% confidence level (α = 0.005 per tail).

Constituent: pH Analysis Run 1/15/2021 11:56 AM View: Appendix III - Trend Tests

Plant Miller Client: Southern Company Data: Miller Ash Pond

Sanitas™ v.9.6.27b Groundwater Stats Consulting. UG

## Sen's Slope Estimator

MR-AP-MW-16

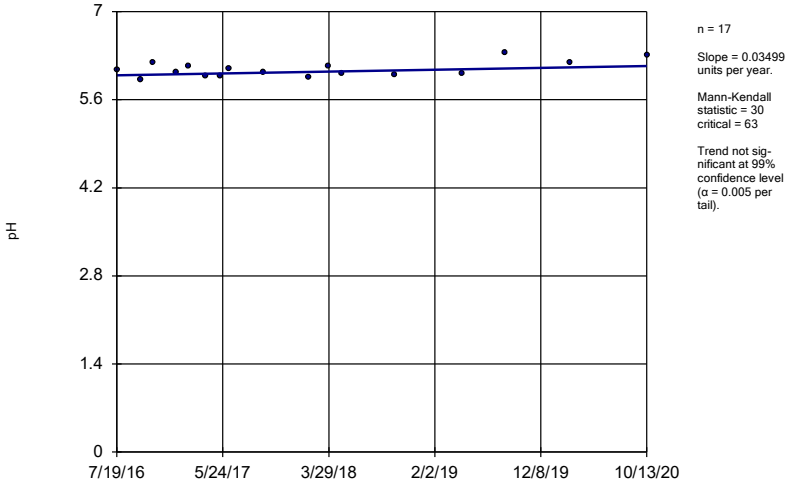


n = 17

Slope = 0.03499 units per year.

Mann-Kendall statistic = 30 critical = 63

Trend not significant at 99% confidence level (α = 0.005 per tail).

Constituent: pH Analysis Run 1/15/2021 11:56 AM View: Appendix III - Trend Tests

Plant Miller Client: Southern Company Data: Miller Ash Pond

Sanitas™ v.9.6.27b Groundwater Stats Consulting. UG

## Sen's Slope Estimator

MR-AP-MW-21 (bg)

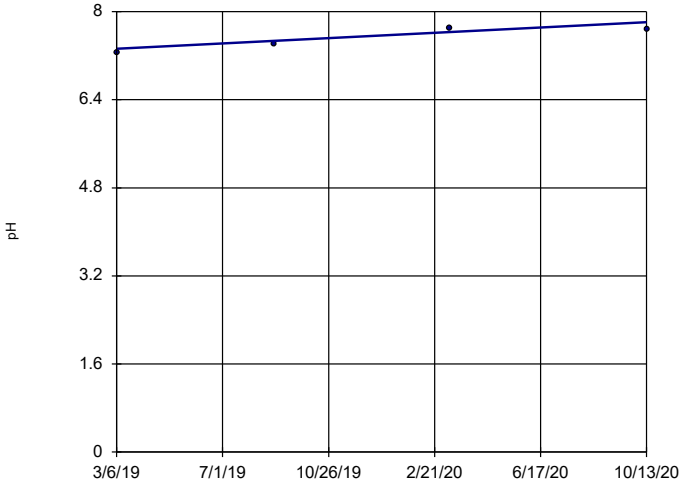


n = 4

Slope = 0.2974 units per year.

Mann-Kendall statistic = 4 critical = 8

Trend not significant at 99% confidence level (α = 0.005 per tail).
With n = 4, no data set will result in a significant Mann-Kendall statistic.

Constituent: pH Analysis Run 1/15/2021 11:56 AM View: Appendix III - Trend Tests

Plant Miller Client: Southern Company Data: Miller Ash Pond

## Sen's Slope Estimator

MR-AP-MW-3D

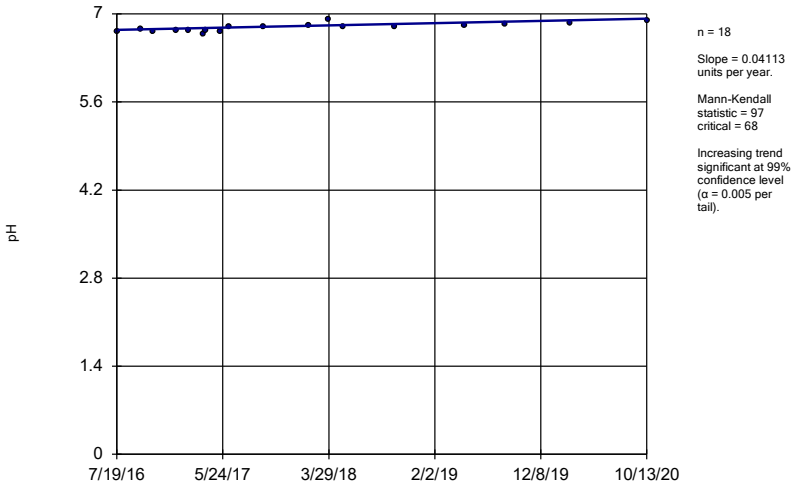


n = 18

Slope = 0.04113 units per year.

Mann-Kendall statistic = 97
critical = 68

Increasing trend significant at 99% confidence level (α = 0.005 per tail).

Constituent: pH Analysis Run 1/15/2021 11:56 AM View: Appendix III - Trend Tests
Plant Miller Client: Southern Company Data: Miller Ash Pond

Sanitas™ v.9.6.27b Groundwater Stats Consulting. UG

## Sen's Slope Estimator

MR-AP-MW-6

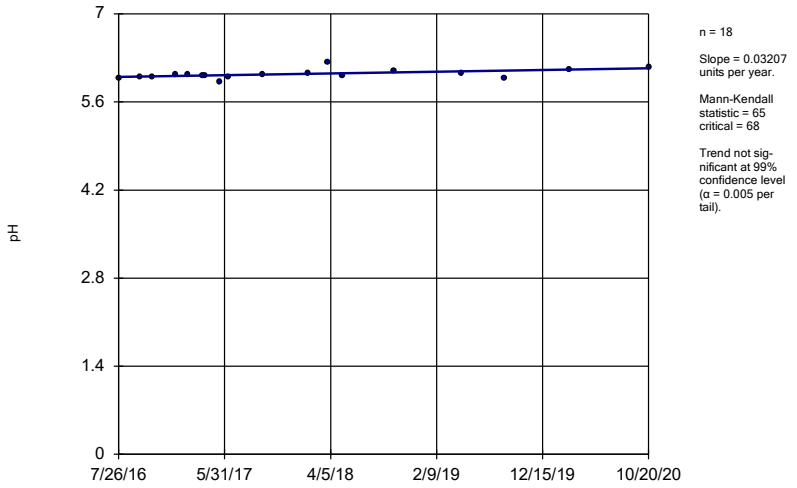


n = 18

Slope = 0.03207 units per year.

Mann-Kendall statistic = 65
critical = 68

Trend not significant at 99% confidence level (α = 0.005 per tail).

Constituent: pH Analysis Run 1/15/2021 11:56 AM View: Appendix III - Trend Tests
Plant Miller Client: Southern Company Data: Miller Ash Pond

Sanitas™ v.9.6.27b Groundwater Stats Consulting. UG

## Sen's Slope Estimator

GS-AP-MW-17V (bg)

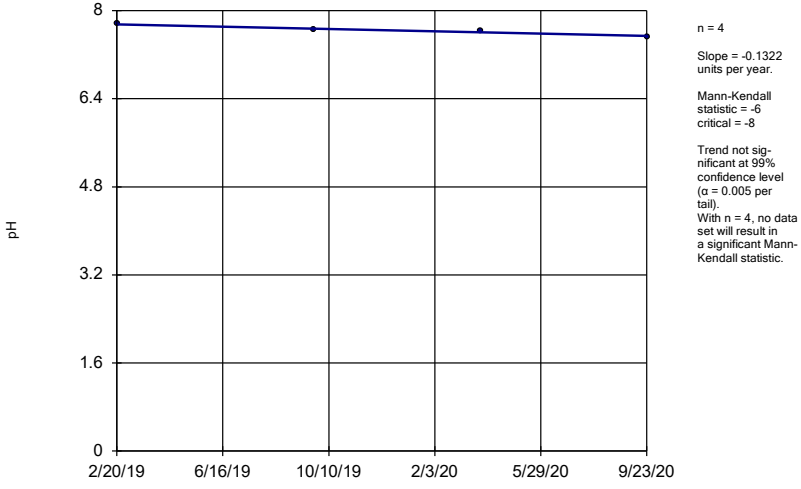


n = 4

Slope = -0.1322 units per year.

Mann-Kendall statistic = -6
critical = -8

Trend not significant at 99% confidence level (α = 0.005 per tail).
With n = 4, no data set will result in a significant Mann-Kendall statistic.

Constituent: pH Analysis Run 1/15/2021 11:56 AM View: Appendix III - Trend Tests
Plant Miller Client: Southern Company Data: Miller Ash Pond

Sanitas™ v.9.6.27b Groundwater Stats Consulting. UG

## Sen's Slope Estimator

GS-AP-MW-13 (bg)

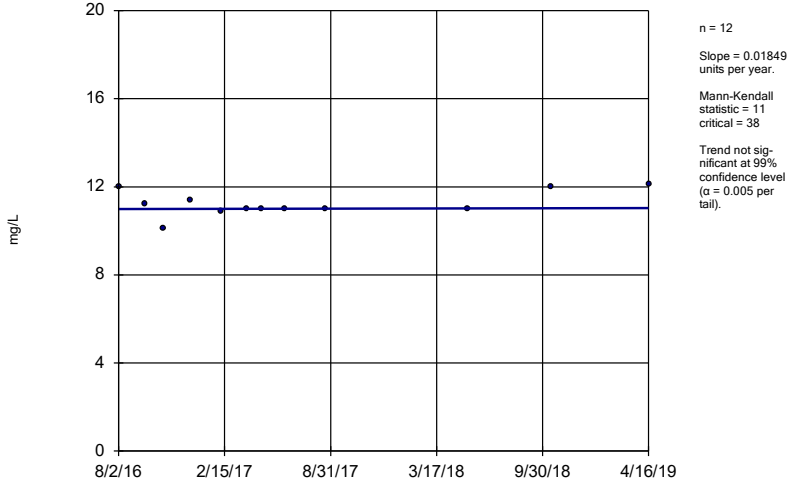


n = 12

Slope = 0.01849 units per year.

Mann-Kendall statistic = 11
critical = 38

Trend not significant at 99% confidence level (α = 0.005 per tail).

Constituent: Sulfate Analysis Run 1/15/2021 11:56 AM View: Appendix III - Trend Tests
Plant Miller Client: Southern Company Data: Miller Ash Pond

## Sen's Slope Estimator

GS-AP-MW-8 (bg)

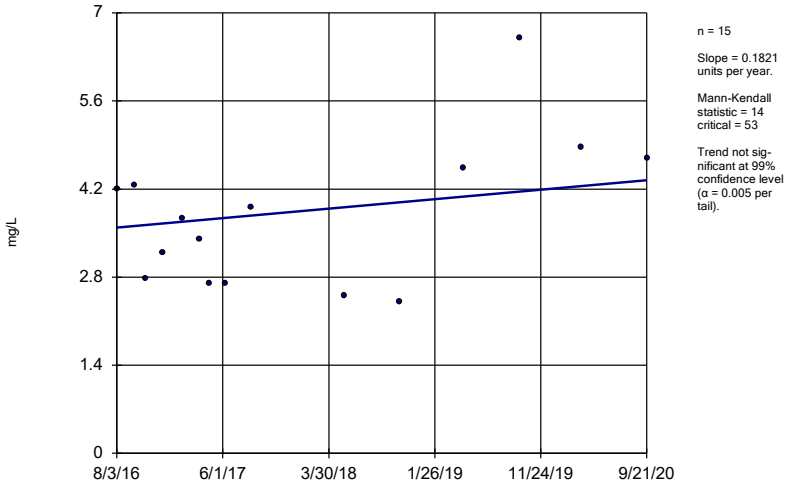


n = 15

Slope = 0.1821 units per year.

Mann-Kendall statistic = 14
critical = 53

Trend not significant at 99% confidence level (α = 0.005 per tail).

Constituent: Sulfate Analysis Run 1/15/2021 11:56 AM View: Appendix III - Trend Tests
Plant Miller Client: Southern Company Data: Miller Ash Pond

Sanitas™ v.9.6.27b Groundwater Stats Consulting. UG

## Sen's Slope Estimator

MR-AP-MW-1

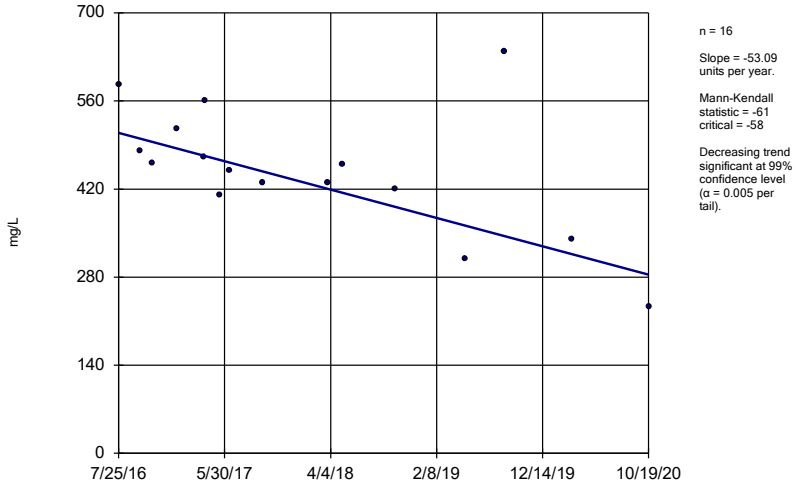


n = 16

Slope = -53.09 units per year.

Mann-Kendall statistic = -61
critical = -58

Decreasing trend significant at 99% confidence level (α = 0.005 per tail).

Constituent: Sulfate Analysis Run 1/15/2021 11:56 AM View: Appendix III - Trend Tests
Plant Miller Client: Southern Company Data: Miller Ash Pond

Sanitas™ v.9.6.27b Groundwater Stats Consulting. UG

## Sen's Slope Estimator

MR-AP-MW-10

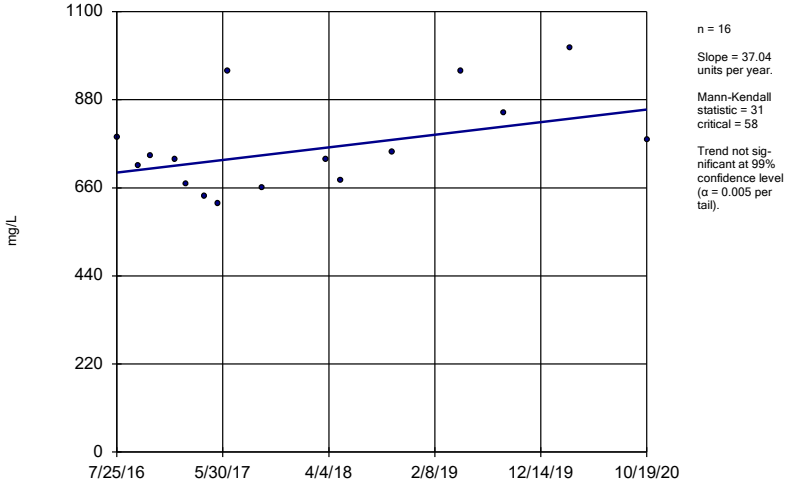


n = 16

Slope = 37.04 units per year.

Mann-Kendall statistic = 31
critical = 58

Trend not significant at 99% confidence level (α = 0.005 per tail).

Constituent: Sulfate Analysis Run 1/15/2021 11:56 AM View: Appendix III - Trend Tests
Plant Miller Client: Southern Company Data: Miller Ash Pond

Sanitas™ v.9.6.27b Groundwater Stats Consulting. UG

## Sen's Slope Estimator

MR-AP-MW-11

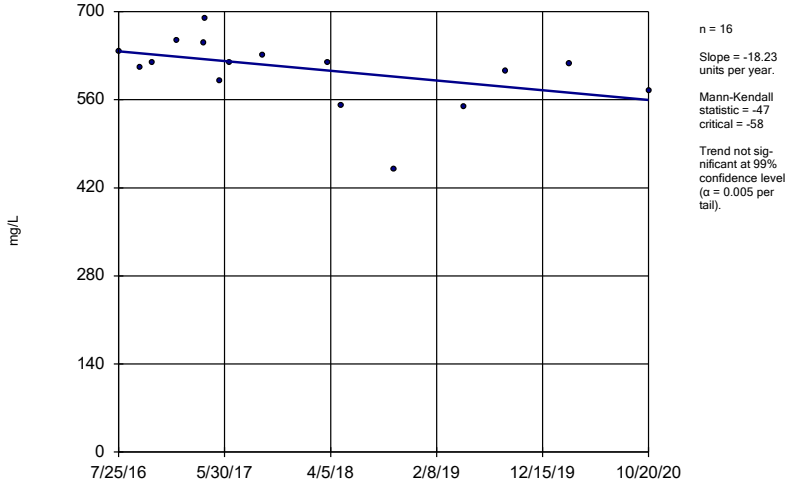


n = 16

Slope = -18.23 units per year.

Mann-Kendall statistic = -47
critical = -58

Trend not significant at 99% confidence level (α = 0.005 per tail).

Constituent: Sulfate Analysis Run 1/15/2021 11:56 AM View: Appendix III - Trend Tests
Plant Miller Client: Southern Company Data: Miller Ash Pond

## Sen's Slope Estimator

MR-AP-MW-12

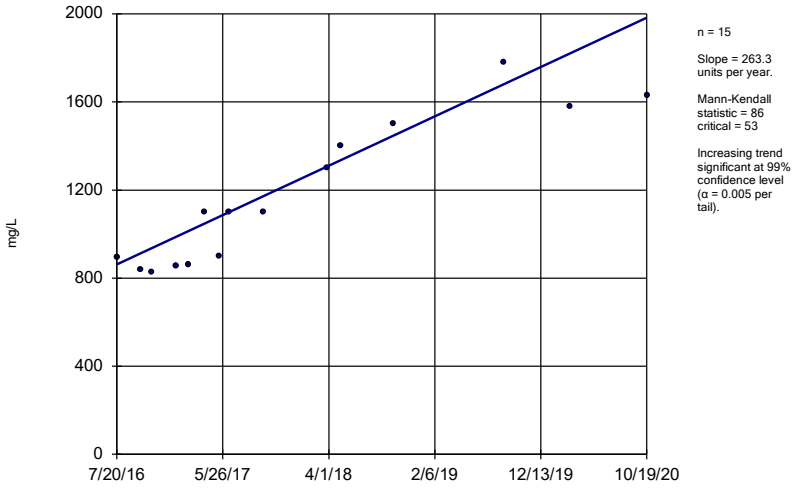


n = 15

Slope = 263.3 units per year.

Mann-Kendall statistic = 86
critical = 53

Increasing trend significant at 99% confidence level (α = 0.005 per tail).

Constituent: Sulfate Analysis Run 1/15/2021 11:56 AM View: Appendix III - Trend Tests
Plant Miller Client: Southern Company Data: Miller Ash Pond

Sanitas™ v.9.6.27b Groundwater Stats Consulting. UG

## Sen's Slope Estimator

MR-AP-MW-16

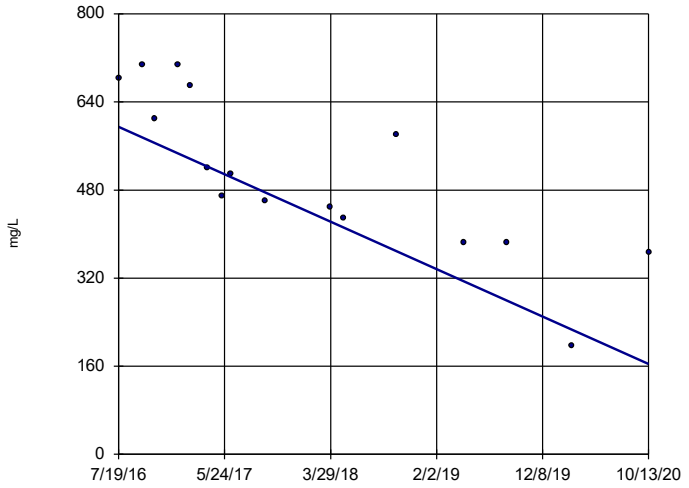


n = 16

Slope = -101.7 units per year.

Mann-Kendall statistic = -95
critical = -58

Decreasing trend significant at 99% confidence level (α = 0.005 per tail).

Constituent: Sulfate Analysis Run 1/15/2021 11:56 AM View: Appendix III - Trend Tests
Plant Miller Client: Southern Company Data: Miller Ash Pond

Sanitas™ v.9.6.27b Groundwater Stats Consulting. UG

## Sen's Slope Estimator

MR-AP-MW-2

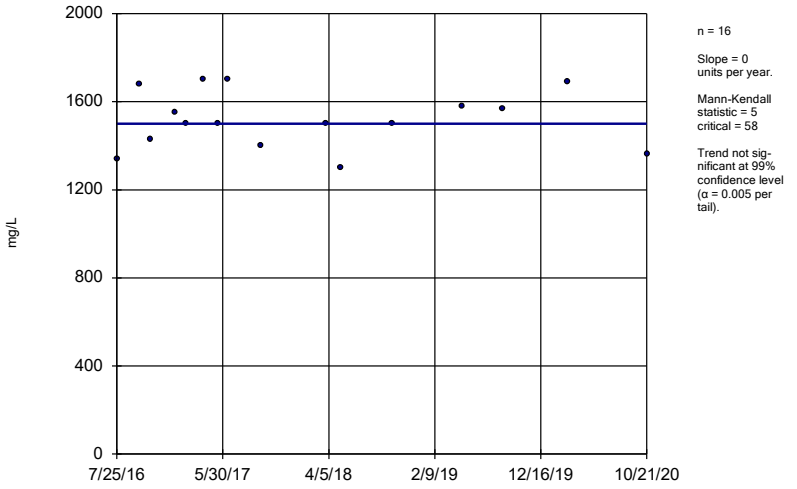


n = 16

Slope = 0 units per year.

Mann-Kendall statistic = 5
critical = 58

Trend not significant at 99% confidence level (α = 0.005 per tail).

Constituent: Sulfate Analysis Run 1/15/2021 11:56 AM View: Appendix III - Trend Tests
Plant Miller Client: Southern Company Data: Miller Ash Pond

Sanitas™ v.9.6.27b Groundwater Stats Consulting. UG

## Sen's Slope Estimator

MR-AP-MW-21 (bg)

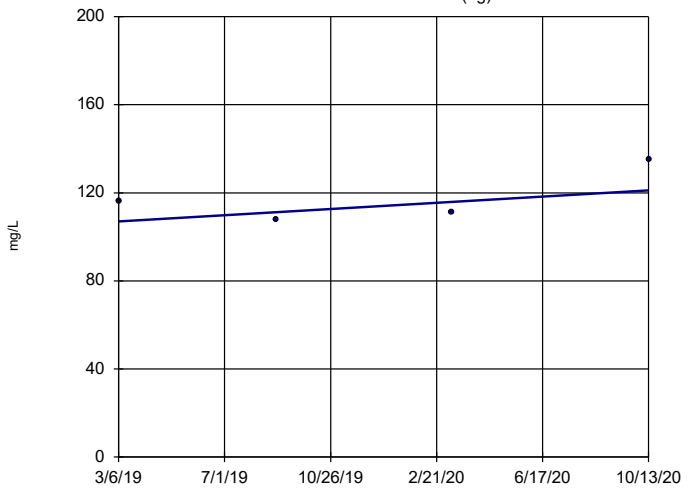


n = 4

Slope = 8.729 units per year.

Mann-Kendall statistic = 2
critical = 8

Trend not significant at 99% confidence level (α = 0.005 per tail).
With n = 4, no data set will result in a significant Mann-Kendall statistic.

Constituent: Sulfate Analysis Run 1/15/2021 11:56 AM View: Appendix III - Trend Tests
Plant Miller Client: Southern Company Data: Miller Ash Pond

## Sen's Slope Estimator

MR-AP-MW-3D

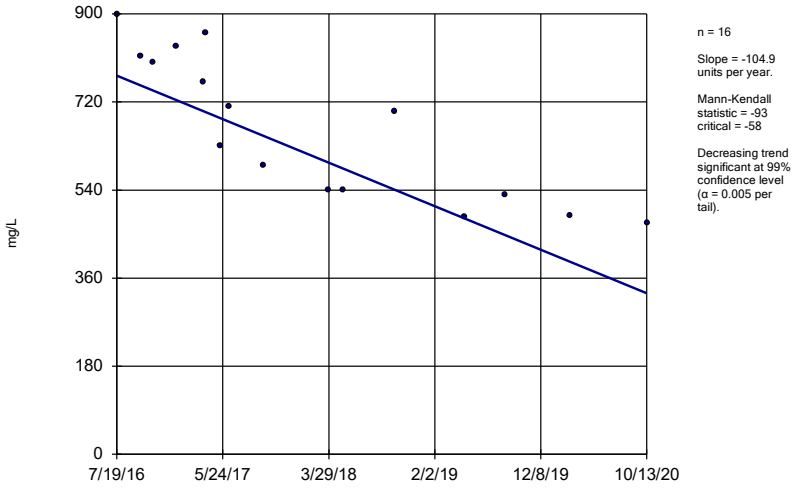


n = 16

Slope = -104.9 units per year.

Mann-Kendall statistic = -93
critical = -58

Decreasing trend significant at 99% confidence level (α = 0.005 per tail).

Constituent: Sulfate Analysis Run 1/15/2021 11:56 AM View: Appendix III - Trend Tests
Plant Miller Client: Southern Company Data: Miller Ash Pond

Sanitas™ v.9.6.27b Groundwater Stats Consulting. UG

## Sen's Slope Estimator

MR-AP-MW-3S

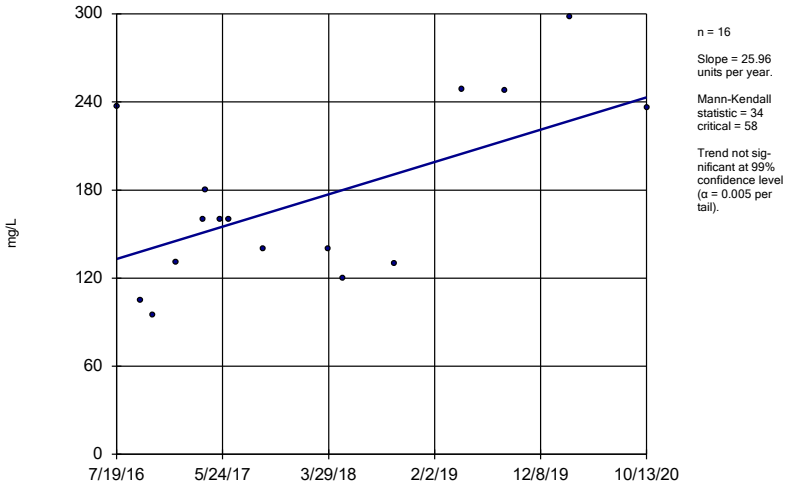


n = 16

Slope = 25.96 units per year.

Mann-Kendall statistic = 34
critical = 58

Trend not significant at 99% confidence level (α = 0.005 per tail).

Constituent: Sulfate Analysis Run 1/15/2021 11:56 AM View: Appendix III - Trend Tests
Plant Miller Client: Southern Company Data: Miller Ash Pond

Sanitas™ v.9.6.27b Groundwater Stats Consulting. UG

## Sen's Slope Estimator

MR-AP-MW-4

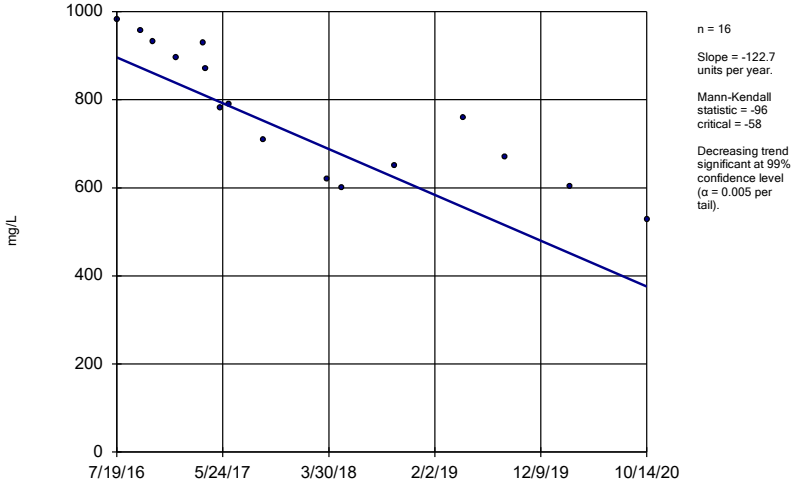


n = 16

Slope = -122.7 units per year.

Mann-Kendall statistic = -96
critical = -58

Decreasing trend significant at 99% confidence level (α = 0.005 per tail).

Constituent: Sulfate Analysis Run 1/15/2021 11:56 AM View: Appendix III - Trend Tests
Plant Miller Client: Southern Company Data: Miller Ash Pond

Sanitas™ v.9.6.27b Groundwater Stats Consulting. UG

## Sen's Slope Estimator

MR-AP-MW-5

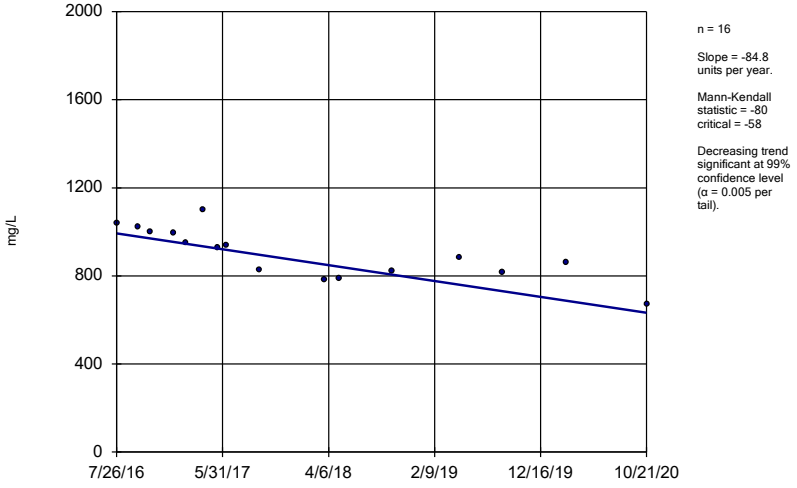


n = 16

Slope = -84.8 units per year.

Mann-Kendall statistic = -80
critical = -58

Decreasing trend significant at 99% confidence level (α = 0.005 per tail).

Constituent: Sulfate Analysis Run 1/15/2021 11:56 AM View: Appendix III - Trend Tests
Plant Miller Client: Southern Company Data: Miller Ash Pond

## Sen's Slope Estimator

MR-AP-MW-6

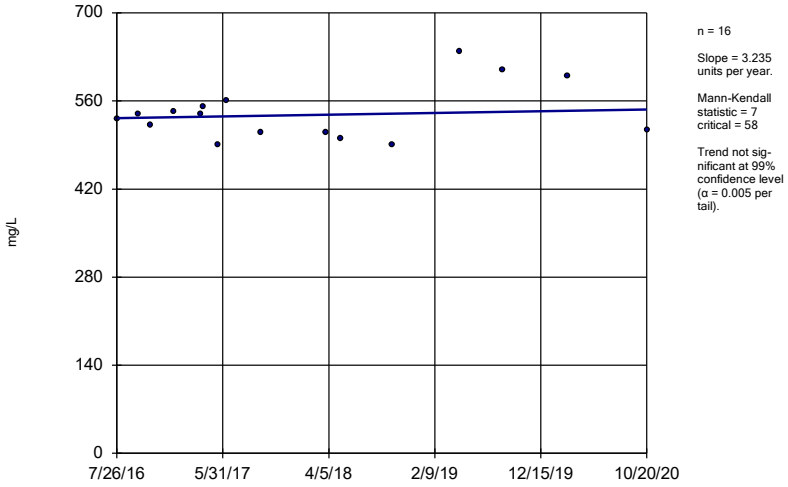


n = 16

Slope = 3.235 units per year.

Mann-Kendall statistic = 7 critical = 58

Trend not significant at 99% confidence level (α = 0.005 per tail).

Constituent: Sulfate Analysis Run 1/15/2021 11:56 AM View: Appendix III - Trend Tests

Plant Miller Client: Southern Company Data: Miller Ash Pond

Sanitas™ v.9.6.27b Groundwater Stats Consulting. UG

## Sen's Slope Estimator

GS-AP-MW-17V (bg)

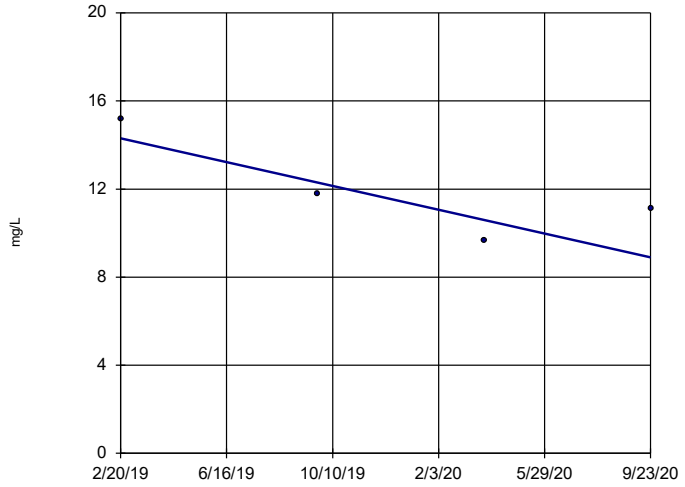


n = 4

Slope = -3.392 units per year.

Mann-Kendall statistic = -4 critical = -8

Trend not significant at 99% confidence level (α = 0.005 per tail).
With n = 4, no data set will result in a significant Mann-Kendall statistic.

Constituent: Sulfate Analysis Run 1/15/2021 11:56 AM View: Appendix III - Trend Tests

Plant Miller Client: Southern Company Data: Miller Ash Pond

Sanitas™ v.9.6.27b Groundwater Stats Consulting. UG

## Sen's Slope Estimator

GS-AP-MW-13 (bg)

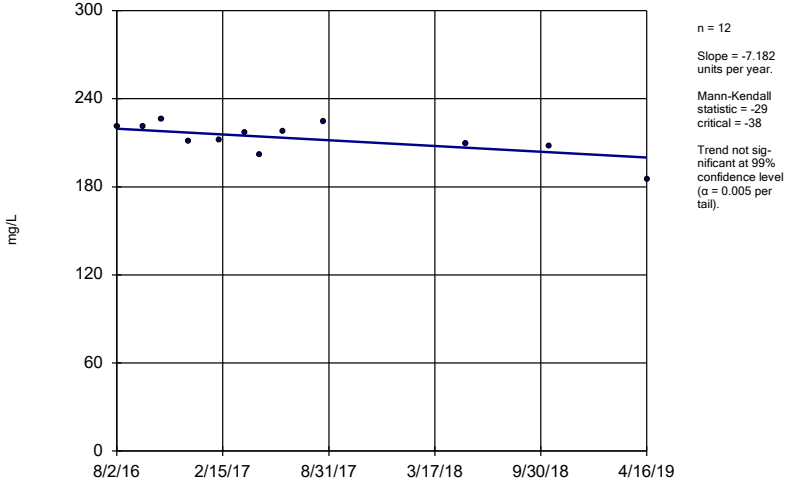


n = 12

Slope = -7.182 units per year.

Mann-Kendall statistic = -29 critical = -38

Trend not significant at 99% confidence level (α = 0.005 per tail).

Constituent: TDS Analysis Run 1/15/2021 11:56 AM View: Appendix III - Trend Tests

Plant Miller Client: Southern Company Data: Miller Ash Pond

Sanitas™ v.9.6.27b Groundwater Stats Consulting. UG

## Sen's Slope Estimator

GS-AP-MW-8 (bg)

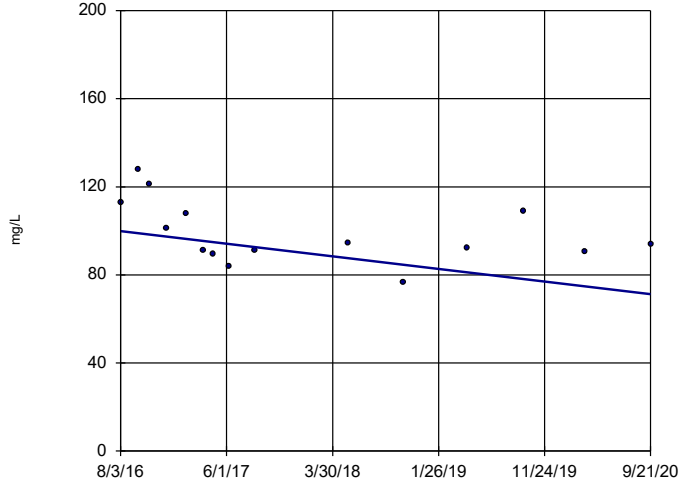


n = 15

Slope = -6.906 units per year.

Mann-Kendall statistic = -37 critical = -53

Trend not significant at 99% confidence level (α = 0.005 per tail).

Constituent: TDS Analysis Run 1/15/2021 11:57 AM View: Appendix III - Trend Tests

Plant Miller Client: Southern Company Data: Miller Ash Pond

## Sen's Slope Estimator

MR-AP-MW-10

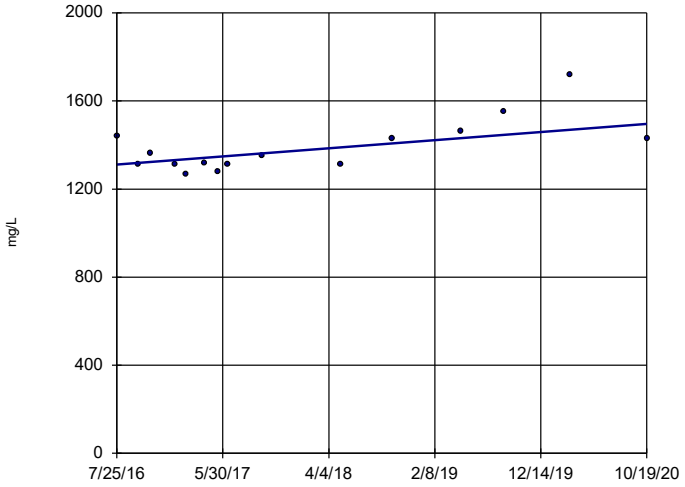


n = 15

Slope = 43.48 units per year.

Mann-Kendall statistic = 40
critical = 53

Trend not sig-nificant at 99% confidence level (α = 0.005 per tail).

Constituent: TDS Analysis Run 1/15/2021 11:57 AM View: Appendix III - Trend Tests
Plant Miller Client: Southern Company Data: Miller Ash Pond

Sanitas™ v.9.6.27b Groundwater Stats Consulting. UG

## Sen's Slope Estimator

MR-AP-MW-11

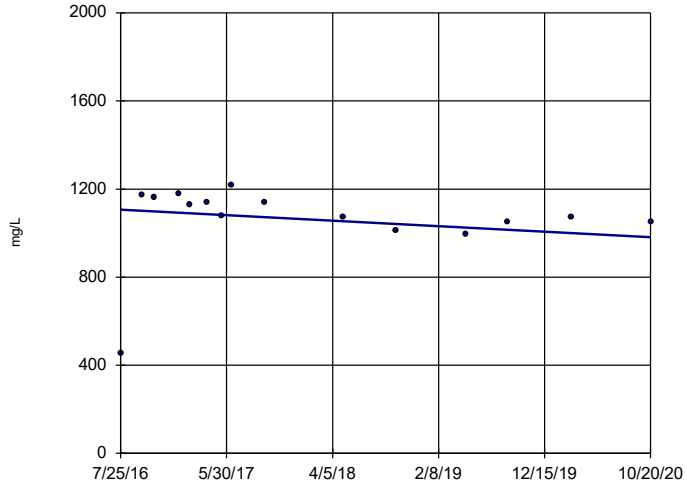


n = 15

Slope = -29.51 units per year.

Mann-Kendall statistic = -38
critical = -53

Trend not sig-nificant at 99% confidence level (α = 0.005 per tail).

Constituent: TDS Analysis Run 1/15/2021 11:57 AM View: Appendix III - Trend Tests
Plant Miller Client: Southern Company Data: Miller Ash Pond

Sanitas™ v.9.6.27b Groundwater Stats Consulting. UG

## Sen's Slope Estimator

MR-AP-MW-12

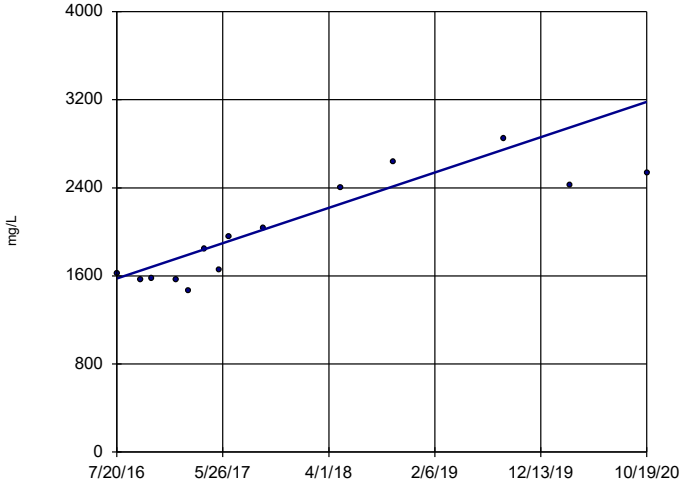


n = 14

Slope = 377.2 units per year.

Mann-Kendall statistic = 65
critical = 48

Increasing trend significant at 99% confidence level (α = 0.005 per tail).

Constituent: TDS Analysis Run 1/15/2021 11:57 AM View: Appendix III - Trend Tests
Plant Miller Client: Southern Company Data: Miller Ash Pond

Sanitas™ v.9.6.27b Groundwater Stats Consulting. UG

## Sen's Slope Estimator

MR-AP-MW-16

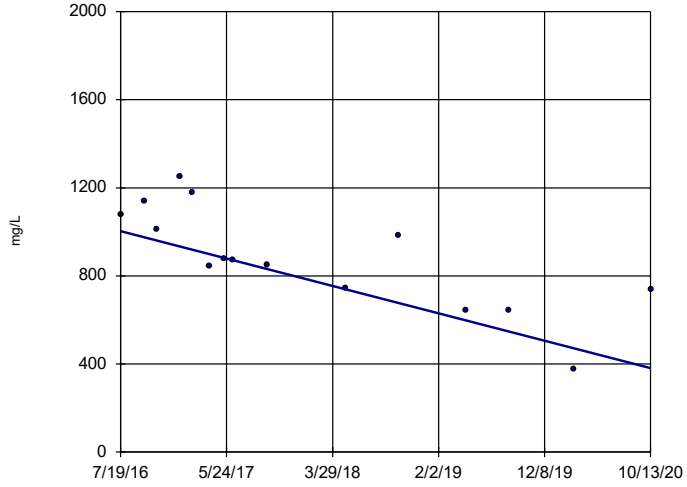


n = 15

Slope = -146.8 units per year.

Mann-Kendall statistic = -69
critical = -53

Decreasing trend significant at 99% confidence level (α = 0.005 per tail).

Constituent: TDS Analysis Run 1/15/2021 11:57 AM View: Appendix III - Trend Tests
Plant Miller Client: Southern Company Data: Miller Ash Pond

## Sen's Slope Estimator

MR-AP-MW-2

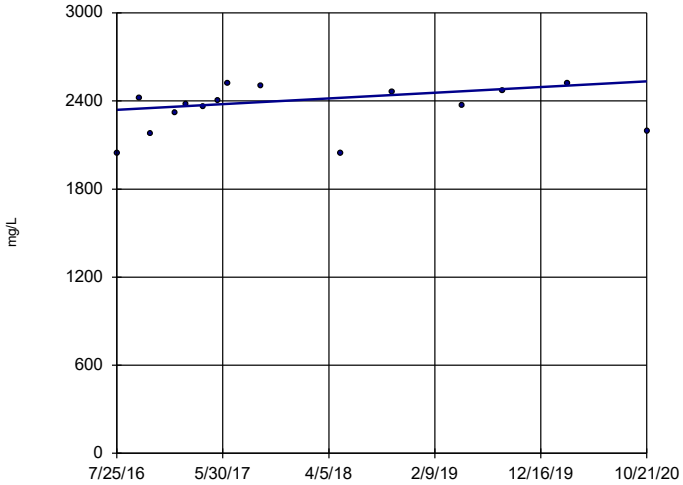


n = 15

Slope = 45.89 units per year.

Mann-Kendall statistic = 31 critical = 53

Trend not significant at 99% confidence level (α = 0.005 per tail).

Constituent: TDS Analysis Run 1/15/2021 11:57 AM View: Appendix III - Trend Tests

Plant Miller Client: Southern Company Data: Miller Ash Pond

Sanitas™ v.9.6.27b Groundwater Stats Consulting. UG

## Sen's Slope Estimator

MR-AP-MW-21 (bg)

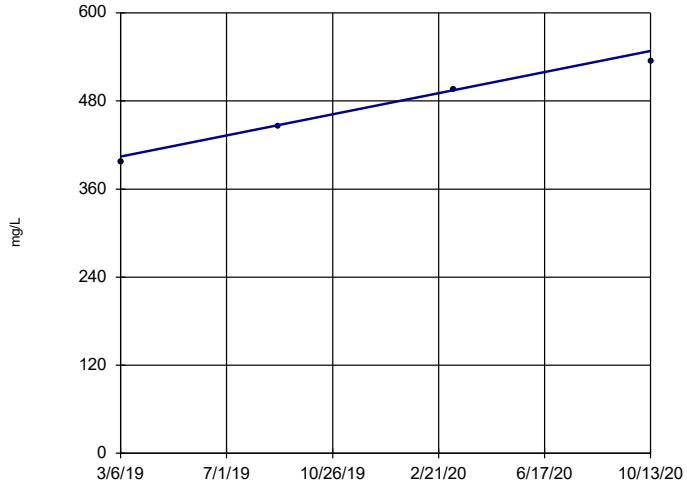


n = 4

Slope = 89.63 units per year.

Mann-Kendall statistic = 6 critical = 8

Trend not significant at 99% confidence level (α = 0.005 per tail).
With n = 4, no data set will result in a significant Mann-Kendall statistic.

Constituent: TDS Analysis Run 1/15/2021 11:57 AM View: Appendix III - Trend Tests

Plant Miller Client: Southern Company Data: Miller Ash Pond

Sanitas™ v.9.6.27b Groundwater Stats Consulting. UG

## Sen's Slope Estimator

MR-AP-MW-3D

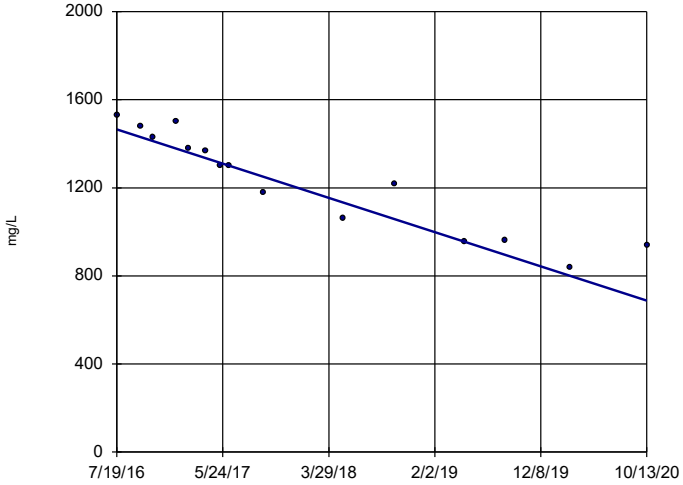


n = 15

Slope = -183.5 units per year.

Mann-Kendall statistic = -92 critical = -53

Decreasing trend significant at 99% confidence level (α = 0.005 per tail).

Constituent: TDS Analysis Run 1/15/2021 11:57 AM View: Appendix III - Trend Tests

Plant Miller Client: Southern Company Data: Miller Ash Pond

Sanitas™ v.9.6.27b Groundwater Stats Consulting. UG

## Sen's Slope Estimator

MR-AP-MW-3S

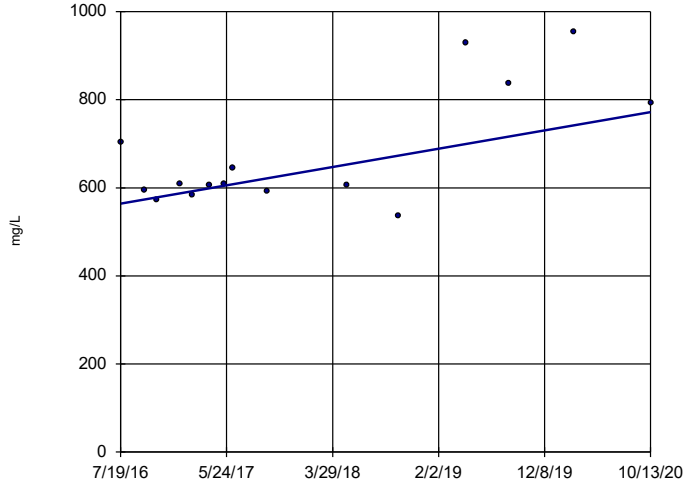


n = 15

Slope = 49.14 units per year.

Mann-Kendall statistic = 33 critical = 53

Trend not significant at 99% confidence level (α = 0.005 per tail).

Constituent: TDS Analysis Run 1/15/2021 11:57 AM View: Appendix III - Trend Tests

Plant Miller Client: Southern Company Data: Miller Ash Pond

## Sen's Slope Estimator

MR-AP-MW-4

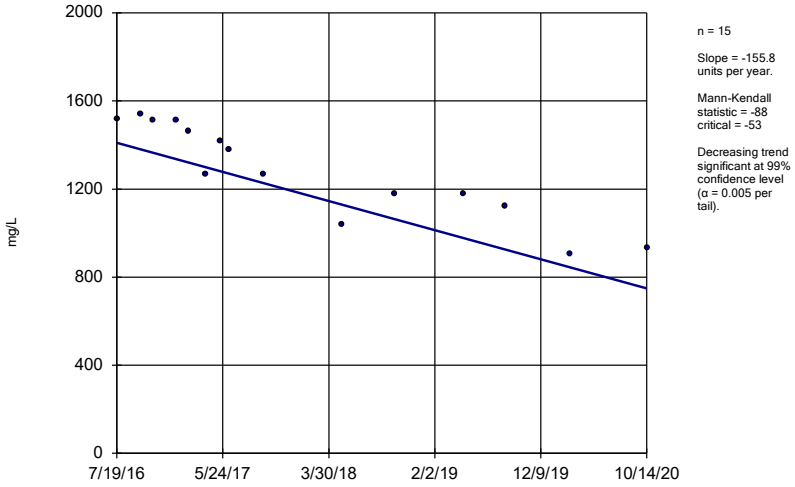


n = 15

Slope = -155.8 units per year.

Mann-Kendall statistic = -88
critical = -53

Decreasing trend significant at 99% confidence level (α = 0.005 per tail).

Constituent: TDS Analysis Run 1/15/2021 11:57 AM View: Appendix III - Trend Tests

Plant Miller Client: Southern Company Data: Miller Ash Pond

Sanitas™ v.9.6.27b Groundwater Stats Consulting. UG

## Sen's Slope Estimator

MR-AP-MW-5

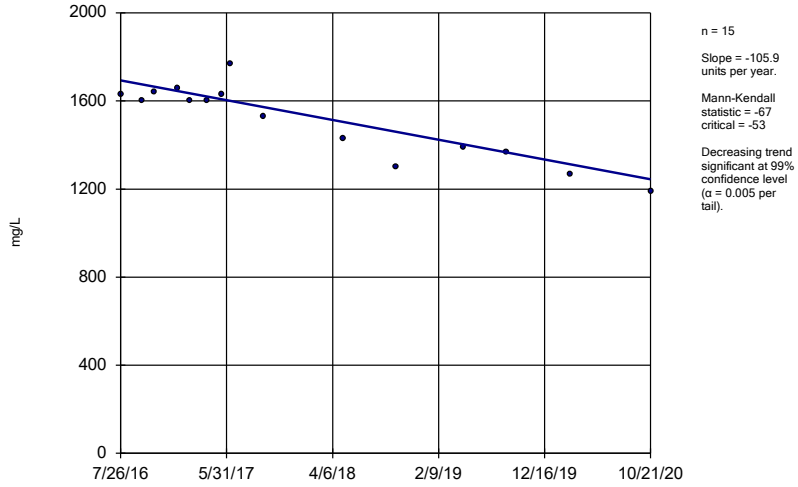


n = 15

Slope = -105.9 units per year.

Mann-Kendall statistic = -67
critical = -53

Decreasing trend significant at 99% confidence level (α = 0.005 per tail).

Constituent: TDS Analysis Run 1/15/2021 11:57 AM View: Appendix III - Trend Tests

Plant Miller Client: Southern Company Data: Miller Ash Pond

Sanitas™ v.9.6.27b Groundwater Stats Consulting. UG

## Sen's Slope Estimator

MR-AP-MW-6

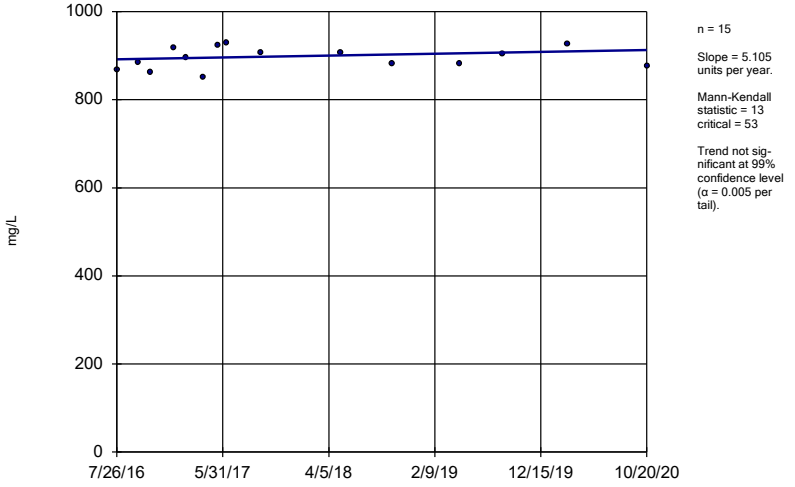


n = 15

Slope = 5.105 units per year.

Mann-Kendall statistic = 13
critical = 53

Trend not sig-nificant at 99% confidence level (α = 0.005 per tail).

Constituent: TDS Analysis Run 1/15/2021 11:57 AM View: Appendix III - Trend Tests

Plant Miller Client: Southern Company Data: Miller Ash Pond

Sanitas™ v.9.6.27b Groundwater Stats Consulting. UG

## Sen's Slope Estimator

MR-AP-PZ-5

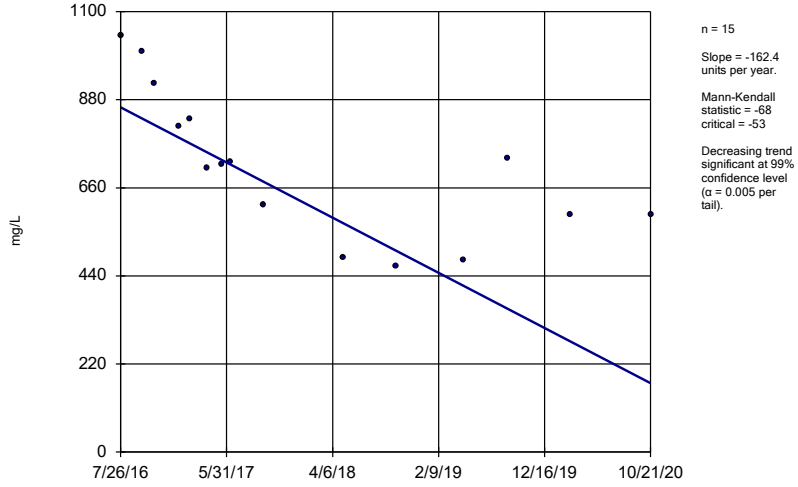


n = 15

Slope = -162.4 units per year.

Mann-Kendall statistic = -68
critical = -53

Decreasing trend significant at 99% confidence level (α = 0.005 per tail).

Constituent: TDS Analysis Run 1/15/2021 11:57 AM View: Appendix III - Trend Tests

Plant Miller Client: Southern Company Data: Miller Ash Pond

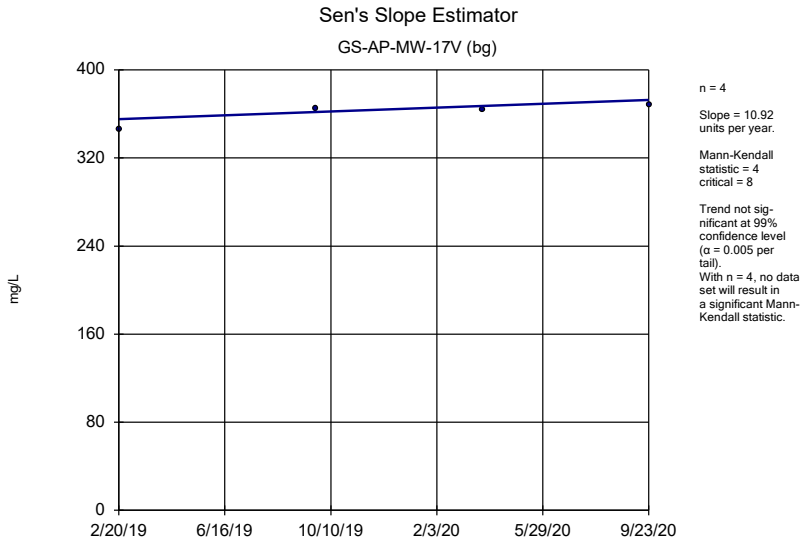


Constituent: TDS Analysis Run 1/15/2021 11:57 AM View: Appendix III - Trend Tests

Plant Miller Client: Southern Company Data: Miller Ash Pond

FIGURE G.

# Upper Tolerance Limits - Appendix IV

Plant Miller Client: Southern Company Data: Miller Ash Pond Printed 7/23/2020, 8:45 AM

| Constituent | Upper Lim. | Lower Lim. | Bg N | Bg Mean | Std. Dev. | %NDs | ND Adj. | Transform | Alpha | Method |
|---|---|---|---|---|---|---|---|---|---|---|
| Antimony (mg/L) | 0.003 | n/a | 25 | n/a | n/a | 44 | n/a | n/a | 0.2774 | NP Inter(normal... |
| Arsenic (mg/L) | 0.005 | n/a | 25 | n/a | n/a | 44 | n/a | n/a | 0.2774 | NP Inter(normal... |
| Barium (mg/L) | 0.189 | n/a | 25 | n/a | n/a | 0 | n/a | n/a | 0.2774 | NP Inter(normal... |
| Beryllium (mg/L) | 0.003 | n/a | 25 | n/a | n/a | 44 | n/a | n/a | 0.2774 | NP Inter(normal... |
| Cadmium (mg/L) | 0.001 | n/a | 25 | n/a | n/a | 44 | n/a | n/a | 0.2774 | NP Inter(normal... |
| Chromium (mg/L) | 0.01 | n/a | 25 | n/a | n/a | 40 | n/a | n/a | 0.2774 | NP Inter(normal... |
| Cobalt (mg/L) | 0.005 | n/a | 25 | n/a | n/a | 80 | n/a | n/a | 0.2774 | NP Inter(NDs) |
| Combined Radium 226 + 228 (pCi/L) | 1.063 | n/a | 25 | 0.3412 | 0.315 | 0 | None | No | 0.05 | Inter |
| Fluoride (mg/L) | 0.2237 | n/a | 27 | 0.1183 | 0.04659 | 0 | None | No | 0.05 | Inter |
| Lead (mg/L) | 0.005 | n/a | 25 | n/a | n/a | 100 | n/a | n/a | 0.2774 | NP Inter(NDs) |
| Lithium (mg/L) | 0.05 | n/a | 25 | n/a | n/a | 36 | n/a | n/a | 0.2774 | NP Inter(normal... |
| Mercury (mg/L) | 0.0005 | n/a | 25 | n/a | n/a | 44 | n/a | n/a | 0.2774 | NP Inter(normal... |
| Molybdenum (mg/L) | 0.01 | n/a | 25 | n/a | n/a | 44 | n/a | n/a | 0.2774 | NP Inter(normal... |
| Selenium (mg/L) | 0.01 | n/a | 25 | n/a | n/a | 44 | n/a | n/a | 0.2774 | NP Inter(normal... |
| Thallium (mg/L) | 0.001 | n/a | 25 | n/a | n/a | 44 | n/a | n/a | 0.2774 | NP Inter(normal... |

# FIGURE H.

| MILLER ASH POND GWPS | | | |
|---|---|---|---|
| **Analyte** | **Units** | **Background** | **GWPS** |
| Antimony | mg/L | 0.003 | 0.006 |
| Arsenic | mg/L | 0.005 | 0.01 |
| Barium | mg/L | 0.189 | 2 |
| Beryllium | mg/L | 0.003 | 0.004 |
| Cadmium | mg/L | 0.001 | 0.005 |
| Chromium | mg/L | 0.01 | 0.1 |
| Cobalt | mg/L | 0.005 | 0.006 |
| Combined Radium-226/228 | pCi/L | 1.063 | 5 |
| Fluoride | mg/L | 0.2237 | 4 |
| Lead | mg/L | 0.005 | 0.015 |
| Lithium | mg/L | **0.05** | **0.05 / 0.04** |
| Mercury | mg/L | 0.0005 | 0.002 |
| Molybdenum | mg/L | 0.01 | 0.1 |
| Selenium | mg/L | 0.01 | 0.05 |
| Thallium | mg/L | 0.001 | 0.002 |

Notes:

1. mg/L - Milligrams per liter

2. pCi/L - Picocuries per liter

3. The background limits were used as the groundwater protection standard (GWPS) when appropriate under 40 CFR §257.95(h), ADEM Rule 335-13-15-.06(h), and the ADEM Variance.

4. GWPS established during second semi-annual sampling event in 2019.

5. Lithium GWPS with and without background limit from second semi-annual sampling event in 2019, respectively.

# FIGURE I.

# Confidence Intervals Set 1 of 2 - Significant Results

Plant Miller Client: Southern Company Data: Miller Ash Pond Printed 1/15/2021, 7:51 AM

| Constituent | Well | Upper Lim. | Lower Lim. | Compliance | Sig. | N | Mean | Std. Dev. | %NDs | ND Adj. | Transform | Alpha | Method |
|---|---|---|---|---|---|---|---|---|---|---|---|---|---|
| **Arsenic (mg/L)** | **MR-AP-MW-5** | **0.01374** | **0.01074** | **0.01** | **Yes** | **8** | **0.01224** | **0.001415** | **0** | **None** | **No** | **0.01** | **Param.** |
| **Cobalt (mg/L)** | **MR-AP-MW-2** | **0.06659** | **0.04108** | **0.006** | **Yes** | **8** | **0.05384** | **0.01203** | **0** | **None** | **No** | **0.01** | **Param.** |
| **Cobalt (mg/L)** | **MR-AP-MW-4** | **0.0376** | **0.011** | **0.006** | **Yes** | **8** | **0.0173** | **0.008832** | **0** | **None** | **No** | **0.004** | **NP (normality)** |
| **Cobalt (mg/L)** | **MR-AP-MW-6** | **0.06766** | **0.01945** | **0.006** | **Yes** | **8** | **0.04356** | **0.02274** | **0** | **None** | **No** | **0.01** | **Param.** |
| **Lithium (mg/L)** | **MR-AP-MW-1** | **0.2041** | **0.08887** | **0.05** | **Yes** | **8** | **0.1465** | **0.05437** | **0** | **None** | **No** | **0.01** | **Param.** |
| **Lithium (mg/L)** | **MR-AP-MW-10** | **0.2053** | **0.1582** | **0.05** | **Yes** | **8** | **0.1818** | **0.02222** | **0** | **None** | **No** | **0.01** | **Param.** |
| **Lithium (mg/L)** | **MR-AP-MW-11** | **0.3346** | **0.1896** | **0.05** | **Yes** | **8** | **0.2621** | **0.06839** | **0** | **None** | **No** | **0.01** | **Param.** |
| **Lithium (mg/L)** | **MR-AP-MW-12** | **0.2083** | **0.1422** | **0.05** | **Yes** | **8** | **0.1753** | **0.03123** | **0** | **None** | **No** | **0.01** | **Param.** |
| **Lithium (mg/L)** | **MR-AP-MW-2** | **0.2586** | **0.2206** | **0.05** | **Yes** | **8** | **0.2396** | **0.0179** | **0** | **None** | **No** | **0.01** | **Param.** |
| **Lithium (mg/L)** | **MR-AP-MW-3D** | **0.1211** | **0.1074** | **0.05** | **Yes** | **8** | **0.1143** | **0.006453** | **0** | **None** | **No** | **0.01** | **Param.** |
| **Lithium (mg/L)** | **MR-AP-MW-3S** | **0.2989** | **0.1611** | **0.05** | **Yes** | **8** | **0.23** | **0.06499** | **0** | **None** | **No** | **0.01** | **Param.** |
| **Lithium (mg/L)** | **MR-AP-MW-4** | **0.09467** | **0.07081** | **0.05** | **Yes** | **8** | **0.08274** | **0.01126** | **0** | **None** | **No** | **0.01** | **Param.** |
| **Lithium (mg/L)** | **MR-AP-MW-5** | **0.238** | **0.193** | **0.05** | **Yes** | **8** | **0.228** | **0.01528** | **0** | **None** | **No** | **0.004** | **NP (normality)** |
| **Lithium (mg/L)** | **MR-AP-MW-6** | **0.08512** | **0.07521** | **0.05** | **Yes** | **8** | **0.08016** | **0.004676** | **0** | **None** | **No** | **0.01** | **Param.** |
| **Lithium (mg/L)** | **MR-AP-PZ-5** | **0.157** | **0.1285** | **0.05** | **Yes** | **8** | **0.1428** | **0.01347** | **0** | **None** | **No** | **0.01** | **Param.** |

# Confidence Intervals Set 1 of 2 - All Results

Plant Miller Client: Southern Company Data: Miller Ash Pond Printed 1/15/2021, 7:51 AM

| Constituent | Well | Upper Lim. | Lower Lim. | Compliance | Sig. | N | Mean | Std. Dev. | %NDs | ND Adj. | Transform | Alpha | Method |
|---|---|---|---|---|---|---|---|---|---|---|---|---|---|
| Antimony (mg/L) | MR-AP-MW-12 | 0.003 | 0.000849 | 0.006 | No | 8 | 0.002731 | 0.0007605 | 87.5 | None | No | 0.004 | NP (NDs) |
| Antimony (mg/L) | MR-AP-MW-16 | 0.003 | 0.00107 | 0.006 | No | 8 | 0.002759 | 0.0006824 | 87.5 | None | No | 0.004 | NP (NDs) |
| Antimony (mg/L) | MR-AP-MW-3D | 0.003 | 0.00118 | 0.006 | No | 8 | 0.002773 | 0.0006435 | 87.5 | None | No | 0.004 | NP (NDs) |
| Antimony (mg/L) | MR-AP-MW-3S | 0.003 | 0.00126 | 0.006 | No | 8 | 0.002783 | 0.0006152 | 87.5 | None | No | 0.004 | NP (NDs) |
| Antimony (mg/L) | MR-AP-PZ-5 | 0.003 | 0.0009 | 0.006 | No | 8 | 0.00225 | 0.001036 | 62.5 | None | No | 0.004 | NP (NDs) |
| Arsenic (mg/L) | MR-AP-MW-1 | 0.004197 | 0.001025 | 0.01 | No | 8 | 0.002611 | 0.001496 | 0 | None | No | 0.01 | Param. |
| Arsenic (mg/L) | MR-AP-MW-10 | 0.002189 | 0.001766 | 0.01 | No | 8 | 0.001978 | 0.0001993 | 0 | None | No | 0.01 | Param. |
| Arsenic (mg/L) | MR-AP-MW-12 | 0.003723 | 0.001507 | 0.01 | No | 8 | 0.002615 | 0.001046 | 0 | None | No | 0.01 | Param. |
| Arsenic (mg/L) | MR-AP-MW-16 | 0.0025 | 0.0025 | 0.01 | No | 8 | 0.0025 | 0 | 100 | None | No | 0.004 | NP (NDs) |
| Arsenic (mg/L) | MR-AP-MW-2 | 0.003236 | 0.001086 | 0.01 | No | 8 | 0.002161 | 0.001014 | 0 | None | No | 0.01 | Param. |
| Arsenic (mg/L) | MR-AP-MW-3D | 0.015 | 0.01 | 0.01 | No | 8 | 0.01156 | 0.001513 | 0 | None | No | 0.004 | NP (normality) |
| Arsenic (mg/L) | MR-AP-MW-3S | 0.002695 | 0.00195 | 0.01 | No | 8 | 0.002322 | 0.0003518 | 12.5 | None | No | 0.01 | Param. |
| **Arsenic (mg/L)** | **MR-AP-MW-5** | **0.01374** | **0.01074** | **0.01** | **Yes** | **8** | **0.01224** | **0.001415** | **0** | **None** | **No** | **0.01** | **Param.** |
| Arsenic (mg/L) | MR-AP-PZ-5 | 0.002489 | 0.001214 | 0.01 | No | 8 | 0.001851 | 0.0006016 | 12.5 | None | No | 0.01 | Param. |
| Barium (mg/L) | MR-AP-MW-1 | 0.1015 | 0.03686 | 2 | No | 8 | 0.06919 | 0.0305 | 0 | None | No | 0.01 | Param. |
| Barium (mg/L) | MR-AP-MW-10 | 0.01754 | 0.01294 | 2 | No | 8 | 0.01524 | 0.002168 | 0 | None | No | 0.01 | Param. |
| Barium (mg/L) | MR-AP-MW-11 | 0.04055 | 0.02917 | 2 | No | 8 | 0.03486 | 0.005368 | 0 | None | No | 0.01 | Param. |
| Barium (mg/L) | MR-AP-MW-12 | 0.02235 | 0.01563 | 2 | No | 8 | 0.01899 | 0.003171 | 0 | None | No | 0.01 | Param. |
| Barium (mg/L) | MR-AP-MW-15 | 0.07714 | 0.04919 | 2 | No | 8 | 0.06316 | 0.01318 | 0 | None | No | 0.01 | Param. |
| Barium (mg/L) | MR-AP-MW-16 | 0.03064 | 0.02306 | 2 | No | 8 | 0.02685 | 0.003573 | 0 | None | No | 0.01 | Param. |
| Barium (mg/L) | MR-AP-MW-2 | 0.01796 | 0.01446 | 2 | No | 8 | 0.01621 | 0.001649 | 0 | None | No | 0.01 | Param. |
| Barium (mg/L) | MR-AP-MW-3D | 0.03525 | 0.02325 | 2 | No | 8 | 0.02925 | 0.005661 | 0 | None | No | 0.01 | Param. |
| Barium (mg/L) | MR-AP-MW-3S | 0.3845 | 0.08375 | 2 | No | 8 | 0.2341 | 0.1419 | 0 | None | No | 0.01 | Param. |
| Barium (mg/L) | MR-AP-MW-4 | 0.01443 | 0.01259 | 2 | No | 8 | 0.01351 | 0.0008676 | 0 | None | No | 0.01 | Param. |
| Barium (mg/L) | MR-AP-MW-5 | 0.01668 | 0.01477 | 2 | No | 8 | 0.01573 | 0.0008972 | 0 | None | No | 0.01 | Param. |
| Barium (mg/L) | MR-AP-MW-6 | 0.0267 | 0.02405 | 2 | No | 8 | 0.02538 | 0.001252 | 0 | None | No | 0.01 | Param. |
| Barium (mg/L) | MR-AP-PZ-5 | 0.2044 | 0.1131 | 2 | No | 8 | 0.1588 | 0.04308 | 0 | None | No | 0.01 | Param. |
| Cadmium (mg/L) | MR-AP-MW-1 | 0.001 | 0.000372 | 0.005 | No | 8 | 0.0009215 | 0.000222 | 87.5 | None | No | 0.004 | NP (NDs) |
| Cadmium (mg/L) | MR-AP-MW-16 | 0.001 | 0.001 | 0.005 | No | 8 | 0.001 | 0 | 100 | None | No | 0.004 | NP (NDs) |
| Cadmium (mg/L) | MR-AP-MW-2 | 0.001 | 0.001 | 0.005 | No | 8 | 0.001 | 0 | 100 | None | No | 0.004 | NP (NDs) |
| Cadmium (mg/L) | MR-AP-MW-4 | 0.001 | 0.000272 | 0.005 | No | 8 | 0.000909 | 0.0002574 | 87.5 | None | No | 0.004 | NP (NDs) |
| Chromium (mg/L) | MR-AP-MW-1 | 0.007099 | 0.002438 | 0.1 | No | 8 | 0.006257 | 0.003414 | 25 | Kaplan-Meier | sqrt(x) | 0.01 | Param. |
| Chromium (mg/L) | MR-AP-MW-10 | 0.01 | 0.01 | 0.1 | No | 8 | 0.01 | 0 | 100 | Kaplan-Meier | No | 0.004 | NP (NDs) |
| Cobalt (mg/L) | MR-AP-MW-10 | 0.005 | 0.005 | 0.006 | No | 8 | 0.005 | 0 | 100 | None | No | 0.004 | NP (NDs) |
| Cobalt (mg/L) | MR-AP-MW-11 | 0.005 | 0.005 | 0.006 | No | 8 | 0.005 | 0 | 100 | None | No | 0.004 | NP (NDs) |
| Cobalt (mg/L) | MR-AP-MW-12 | 0.005 | 0.00211 | 0.006 | No | 8 | 0.004639 | 0.001022 | 87.5 | None | No | 0.004 | NP (NDs) |
| Cobalt (mg/L) | MR-AP-MW-15 | 0.005 | 0.0021 | 0.006 | No | 8 | 0.004637 | 0.001025 | 87.5 | None | No | 0.004 | NP (NDs) |
| Cobalt (mg/L) | MR-AP-MW-16 | 0.005 | 0.00216 | 0.006 | No | 8 | 0.00446 | 0.001064 | 75 | None | No | 0.004 | NP (NDs) |
| **Cobalt (mg/L)** | **MR-AP-MW-2** | **0.06659** | **0.04108** | **0.006** | **Yes** | **8** | **0.05384** | **0.01203** | **0** | **None** | **No** | **0.01** | **Param.** |
| Cobalt (mg/L) | MR-AP-MW-3D | 0.00653 | 0.0049 | 0.006 | No | 8 | 0.005715 | 0.0007692 | 0 | None | No | 0.01 | Param. |
| **Cobalt (mg/L)** | **MR-AP-MW-4** | **0.0376** | **0.011** | **0.006** | **Yes** | **8** | **0.0173** | **0.008832** | **0** | **None** | **No** | **0.004** | **NP (normality)** |
| **Cobalt (mg/L)** | **MR-AP-MW-6** | **0.06766** | **0.01945** | **0.006** | **Yes** | **8** | **0.04356** | **0.02274** | **0** | **None** | **No** | **0.01** | **Param.** |
| Combined Radium 226 + 228 (pCi/L) | MR-AP-MW-1 | 0.726 | 0.261 | 5 | No | 8 | 0.4718 | 0.1978 | 0 | None | No | 0.004 | NP (normality) |
| Combined Radium 226 + 228 (pCi/L) | MR-AP-MW-10 | 0.7745 | 0.194 | 5 | No | 8 | 0.4843 | 0.2738 | 0 | None | No | 0.01 | Param. |
| Combined Radium 226 + 228 (pCi/L) | MR-AP-MW-11 | 0.406 | 0.07955 | 5 | No | 8 | 0.2428 | 0.154 | 0 | None | No | 0.01 | Param. |
| Combined Radium 226 + 228 (pCi/L) | MR-AP-MW-12 | 1.127 | 0.2185 | 5 | No | 8 | 0.6728 | 0.4286 | 0 | None | No | 0.01 | Param. |
| Combined Radium 226 + 228 (pCi/L) | MR-AP-MW-15 | 0.6622 | 0.09409 | 5 | No | 8 | 0.3782 | 0.268 | 0 | None | No | 0.01 | Param. |
| Combined Radium 226 + 228 (pCi/L) | MR-AP-MW-16 | 0.9094 | 0.0192 | 5 | No | 8 | 0.4643 | 0.4199 | 0 | None | No | 0.01 | Param. |
| Combined Radium 226 + 228 (pCi/L) | MR-AP-MW-2 | 0.9856 | 0.2744 | 5 | No | 8 | 0.63 | 0.3355 | 0 | None | No | 0.01 | Param. |
| Combined Radium 226 + 228 (pCi/L) | MR-AP-MW-3D | 0.6727 | 0.00003979 | 5 | No | 8 | 0.3364 | 0.3173 | 0 | None | No | 0.01 | Param. |
| Combined Radium 226 + 228 (pCi/L) | MR-AP-MW-3S | 0.9955 | 0.09869 | 5 | No | 8 | 0.5471 | 0.423 | 0 | None | No | 0.01 | Param. |
| Combined Radium 226 + 228 (pCi/L) | MR-AP-MW-4 | 0.6634 | 0.08785 | 5 | No | 8 | 0.3756 | 0.2715 | 0 | None | No | 0.01 | Param. |
| Combined Radium 226 + 228 (pCi/L) | MR-AP-MW-5 | 0.9623 | 0.1342 | 5 | No | 8 | 0.5483 | 0.3907 | 0 | None | No | 0.01 | Param. |
| Combined Radium 226 + 228 (pCi/L) | MR-AP-MW-6 | 0.5251 | 0.1696 | 5 | No | 8 | 0.3474 | 0.1677 | 0 | None | No | 0.01 | Param. |
| Combined Radium 226 + 228 (pCi/L) | MR-AP-PZ-5 | 0.6142 | 0.09237 | 5 | No | 8 | 0.3533 | 0.2461 | 0 | None | No | 0.01 | Param. |

# Confidence Intervals Set 1 of 2 - All Results

Plant Miller Client: Southern Company Data: Miller Ash Pond Printed 1/15/2021, 7:51 AM

| Constituent | Well | Upper Lim. | Lower Lim. | Compliance | Sig. | N | Mean | Std. Dev. | %NDs | ND Adj. | Transform | Alpha | Method |
|---|---|---|---|---|---|---|---|---|---|---|---|---|---|
| Fluoride (mg/L) | MR-AP-MW-1 | 0.1814 | 0.1489 | 4 | No | 8 | 0.1651 | 0.01531 | 0 | None | No | 0.01 | Param. |
| Fluoride (mg/L) | MR-AP-MW-10 | 0.608 | 0.42 | 4 | No | 8 | 0.4704 | 0.06573 | 0 | None | No | 0.004 | NP (normality) |
| Fluoride (mg/L) | MR-AP-MW-11 | 0.1489 | 0.1181 | 4 | No | 8 | 0.1335 | 0.01453 | 0 | None | No | 0.01 | Param. |
| Fluoride (mg/L) | MR-AP-MW-12 | 0.9398 | 0.6284 | 4 | No | 8 | 0.7879 | 0.1445 | 0 | None | x^2 | 0.01 | Param. |
| Fluoride (mg/L) | MR-AP-MW-15 | 0.1299 | 0.1017 | 4 | No | 8 | 0.1158 | 0.01333 | 0 | None | No | 0.01 | Param. |
| Fluoride (mg/L) | MR-AP-MW-16 | 0.2386 | 0.1261 | 4 | No | 8 | 0.1824 | 0.05306 | 0 | None | No | 0.01 | Param. |
| Fluoride (mg/L) | MR-AP-MW-2 | 0.2198 | 0.09594 | 4 | No | 8 | 0.1558 | 0.06474 | 0 | None | ln(x) | 0.01 | Param. |
| Fluoride (mg/L) | MR-AP-MW-3D | 0.3859 | 0.3448 | 4 | No | 8 | 0.3654 | 0.01939 | 0 | None | No | 0.01 | Param. |
| Fluoride (mg/L) | MR-AP-MW-3S | 0.3302 | 0.2788 | 4 | No | 8 | 0.3045 | 0.02425 | 0 | None | No | 0.01 | Param. |
| Fluoride (mg/L) | MR-AP-MW-4 | 0.3056 | 0.2257 | 4 | No | 8 | 0.2656 | 0.03767 | 0 | None | No | 0.01 | Param. |
| Fluoride (mg/L) | MR-AP-MW-5 | 0.4205 | 0.3572 | 4 | No | 8 | 0.3889 | 0.02985 | 0 | None | No | 0.01 | Param. |
| Fluoride (mg/L) | MR-AP-MW-6 | 0.1417 | 0.0913 | 4 | No | 8 | 0.1165 | 0.02378 | 0 | None | No | 0.01 | Param. |
| Fluoride (mg/L) | MR-AP-PZ-5 | 1.912 | 1.011 | 4 | No | 8 | 1.461 | 0.4249 | 0 | None | No | 0.01 | Param. |
| **Lithium (mg/L)** | **MR-AP-MW-1** | **0.2041** | **0.08887** | **0.05** | **Yes** | **8** | **0.1465** | **0.05437** | **0** | **None** | **No** | **0.01** | **Param.** |
| **Lithium (mg/L)** | **MR-AP-MW-10** | **0.2053** | **0.1582** | **0.05** | **Yes** | **8** | **0.1818** | **0.02222** | **0** | **None** | **No** | **0.01** | **Param.** |
| **Lithium (mg/L)** | **MR-AP-MW-11** | **0.3346** | **0.1896** | **0.05** | **Yes** | **8** | **0.2621** | **0.06839** | **0** | **None** | **No** | **0.01** | **Param.** |
| **Lithium (mg/L)** | **MR-AP-MW-12** | **0.2083** | **0.1422** | **0.05** | **Yes** | **8** | **0.1753** | **0.03123** | **0** | **None** | **No** | **0.01** | **Param.** |
| Lithium (mg/L) | MR-AP-MW-15 | 0.02014 | 0.01783 | 0.05 | No | 8 | 0.01899 | 0.001089 | 12.5 | None | No | 0.01 | Param. |
| Lithium (mg/L) | MR-AP-MW-16 | 0.132 | 0.026 | 0.05 | No | 8 | 0.0495 | 0.03539 | 0 | None | No | 0.004 | NP (normality) |
| **Lithium (mg/L)** | **MR-AP-MW-2** | **0.2586** | **0.2206** | **0.05** | **Yes** | **8** | **0.2396** | **0.0179** | **0** | **None** | **No** | **0.01** | **Param.** |
| **Lithium (mg/L)** | **MR-AP-MW-3D** | **0.1211** | **0.1074** | **0.05** | **Yes** | **8** | **0.1143** | **0.006453** | **0** | **None** | **No** | **0.01** | **Param.** |
| **Lithium (mg/L)** | **MR-AP-MW-3S** | **0.2989** | **0.1611** | **0.05** | **Yes** | **8** | **0.23** | **0.06499** | **0** | **None** | **No** | **0.01** | **Param.** |
| **Lithium (mg/L)** | **MR-AP-MW-4** | **0.09467** | **0.07081** | **0.05** | **Yes** | **8** | **0.08274** | **0.01126** | **0** | **None** | **No** | **0.01** | **Param.** |
| **Lithium (mg/L)** | **MR-AP-MW-5** | **0.238** | **0.193** | **0.05** | **Yes** | **8** | **0.228** | **0.01528** | **0** | **None** | **No** | **0.004** | **NP (normality)** |
| **Lithium (mg/L)** | **MR-AP-MW-6** | **0.08512** | **0.07521** | **0.05** | **Yes** | **8** | **0.08016** | **0.004676** | **0** | **None** | **No** | **0.01** | **Param.** |
| **Lithium (mg/L)** | **MR-AP-PZ-5** | **0.157** | **0.1285** | **0.05** | **Yes** | **8** | **0.1428** | **0.01347** | **0** | **None** | **No** | **0.01** | **Param.** |
| Mercury (mg/L) | MR-AP-MW-15 | 0.0005 | 0.000316 | 0.002 | No | 8 | 0.000477 | 0.00006505 | 87.5 | None | No | 0.004 | NP (NDs) |
| Mercury (mg/L) | MR-AP-MW-3S | 0.0005 | 0.000318 | 0.002 | No | 8 | 0.0004773 | 0.00006435 | 87.5 | None | No | 0.004 | NP (NDs) |
| Mercury (mg/L) | MR-AP-MW-5 | 0.0005 | 0.000319 | 0.002 | No | 8 | 0.0004774 | 0.00006399 | 87.5 | None | No | 0.004 | NP (NDs) |
| Mercury (mg/L) | MR-AP-PZ-5 | 0.0005 | 0.000311 | 0.002 | No | 8 | 0.0004764 | 0.00006682 | 87.5 | None | No | 0.004 | NP (NDs) |
| Molybdenum (mg/L) | MR-AP-MW-1 | 0.01225 | 0.006016 | 0.1 | No | 8 | 0.009134 | 0.002941 | 0 | None | No | 0.01 | Param. |
| Molybdenum (mg/L) | MR-AP-MW-10 | 0.2244 | 0.06518 | 0.1 | No | 8 | 0.1422 | 0.08328 | 0 | None | sqrt(x) | 0.01 | Param. |
| Molybdenum (mg/L) | MR-AP-MW-12 | 0.6537 | -0.001328 | 0.1 | No | 8 | 0.3262 | 0.309 | 0 | None | No | 0.01 | Param. |
| Molybdenum (mg/L) | MR-AP-MW-16 | 0.06127 | 0.007387 | 0.1 | No | 8 | 0.03289 | 0.03252 | 0 | None | sqrt(x) | 0.01 | Param. |
| Molybdenum (mg/L) | MR-AP-MW-2 | 0.005 | 0.00458 | 0.1 | No | 8 | 0.004947 | 0.0001485 | 87.5 | None | No | 0.004 | NP (NDs) |
| Molybdenum (mg/L) | MR-AP-MW-3D | 0.0262 | 0.02227 | 0.1 | No | 8 | 0.02424 | 0.001852 | 0 | None | No | 0.01 | Param. |
| Molybdenum (mg/L) | MR-AP-MW-3S | 0.0629 | 0.03155 | 0.1 | No | 8 | 0.04723 | 0.01479 | 0 | None | No | 0.01 | Param. |
| Molybdenum (mg/L) | MR-AP-MW-5 | 0.08032 | 0.06351 | 0.1 | No | 8 | 0.07191 | 0.007927 | 0 | None | No | 0.01 | Param. |
| Molybdenum (mg/L) | MR-AP-MW-6 | 0.006353 | 0.003409 | 0.1 | No | 8 | 0.004881 | 0.001389 | 12.5 | None | No | 0.01 | Param. |
| Molybdenum (mg/L) | MR-AP-PZ-5 | 0.005 | 0.003 | 0.1 | No | 8 | 0.00475 | 0.0007071 | 87.5 | None | No | 0.004 | NP (NDs) |
| Selenium (mg/L) | MR-AP-MW-16 | 0.01 | 0.00204 | 0.05 | No | 8 | 0.007282 | 0.003771 | 62.5 | None | No | 0.004 | NP (NDs) |
| Selenium (mg/L) | MR-AP-MW-4 | 0.01 | 0.00255 | 0.05 | No | 8 | 0.00816 | 0.003407 | 75 | None | No | 0.004 | NP (NDs) |
| Thallium (mg/L) | MR-AP-MW-16 | 0.001 | 0.0003 | 0.002 | No | 8 | 0.0009125 | 0.0002475 | 87.5 | None | No | 0.004 | NP (NDs) |
| Thallium (mg/L) | MR-AP-MW-2 | 0.001 | 0.000266 | 0.002 | No | 8 | 0.0009083 | 0.0002595 | 87.5 | None | No | 0.004 | NP (NDs) |

## Non-Parametric Confidence Interval

Compliance Limit is not exceeded.

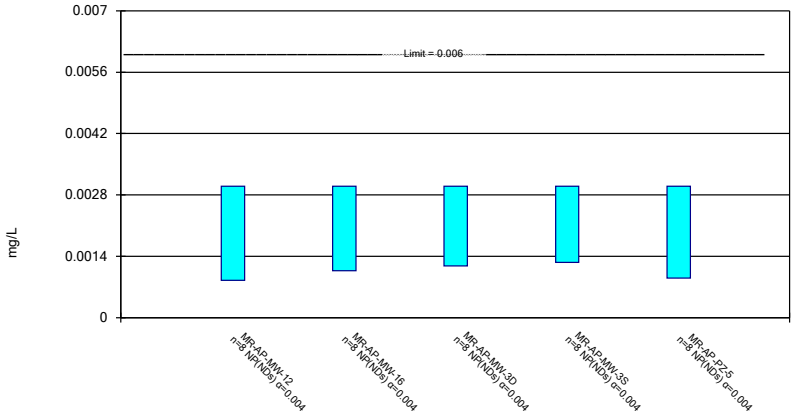


Constituent: Antimony Analysis Run 1/15/2021 7:49 AM View: Appendix IV

Plant Miller Client: Southern Company Data: Miller Ash Pond



## Parametric and Non-Parametric (NP) Confidence Interval

Compliance Limit is not exceeded. Per-well alpha = 0.01 except as noted. Normality Test: Shapiro Wilk, alpha based on n.

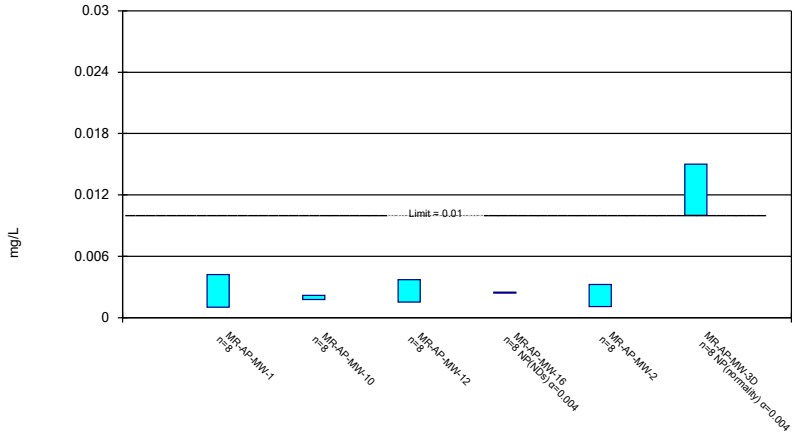


Constituent: Arsenic Analysis Run 1/15/2021 7:49 AM View: Appendix IV

Plant Miller Client: Southern Company Data: Miller Ash Pond



## Parametric Confidence Interval

Compliance limit is exceeded.* Per-well alpha = 0.01. Normality Test: Shapiro Wilk, alpha based on n.

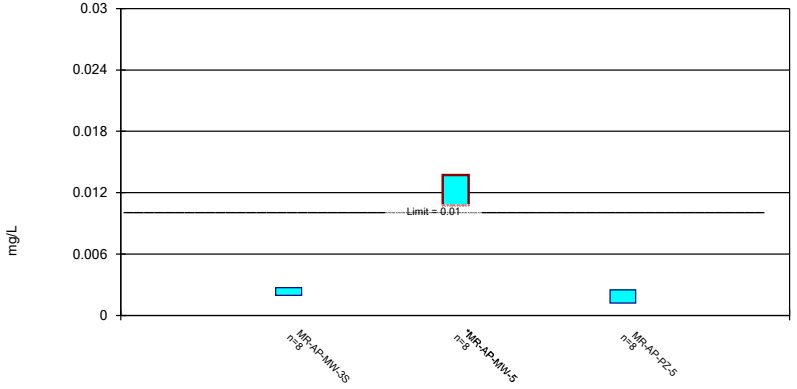


Constituent: Arsenic Analysis Run 1/15/2021 7:49 AM View: Appendix IV

Plant Miller Client: Southern Company Data: Miller Ash Pond



## Parametric Confidence Interval

Compliance Limit is not exceeded. Per-well alpha = 0.01. Normality Test: Shapiro Wilk, alpha based on n.

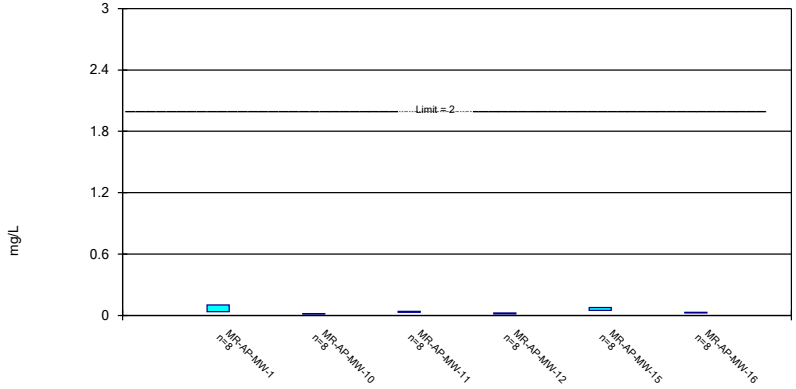


Constituent: Barium Analysis Run 1/15/2021 7:49 AM View: Appendix IV

Plant Miller Client: Southern Company Data: Miller Ash Pond

## Parametric Confidence Interval

Compliance Limit is not exceeded. Per-well alpha = 0.01. Normality Test: Shapiro Wilk, alpha based on n.

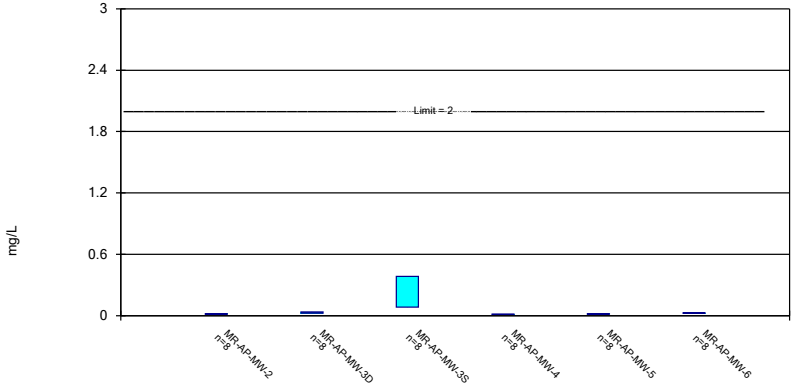


Constituent: Barium Analysis Run 1/15/2021 7:49 AM View: Appendix IV

Plant Miller Client: Southern Company Data: Miller Ash Pond

Sanitas™ v.9.6.27b Groundwater Stats Consulting. UG

## Parametric Confidence Interval

Compliance Limit is not exceeded. Per-well alpha = 0.01. Normality Test: Shapiro Wilk, alpha based on n.

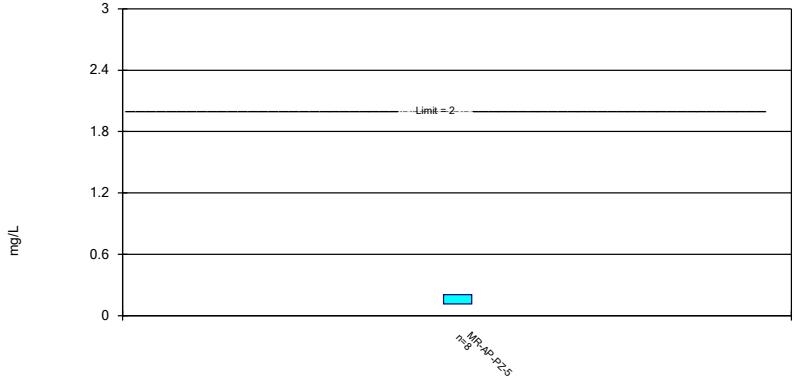


Constituent: Barium Analysis Run 1/15/2021 7:49 AM View: Appendix IV

Plant Miller Client: Southern Company Data: Miller Ash Pond

Sanitas™ v.9.6.27b Groundwater Stats Consulting. UG

## Non-Parametric Confidence Interval

Compliance Limit is not exceeded.

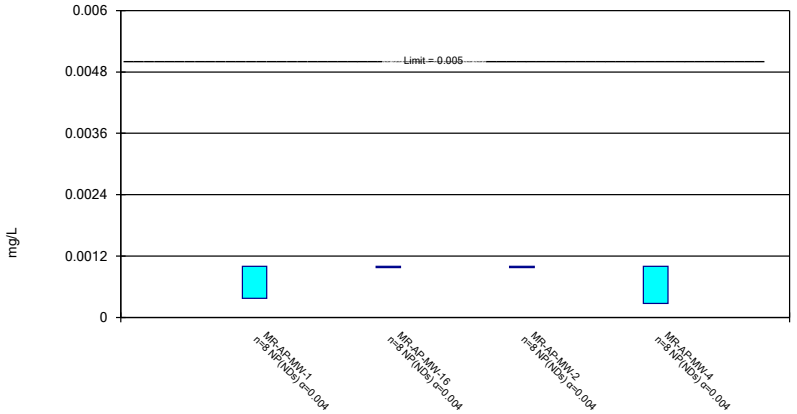


Constituent: Cadmium Analysis Run 1/15/2021 7:49 AM View: Appendix IV

Plant Miller Client: Southern Company Data: Miller Ash Pond

Sanitas™ v.9.6.27b Groundwater Stats Consulting. UG

## Parametric and Non-Parametric (NP) Confidence Interval

Compliance Limit is not exceeded. Per-well alpha = 0.01 except as noted. Normality Test: Shapiro Wilk, alpha based on n.

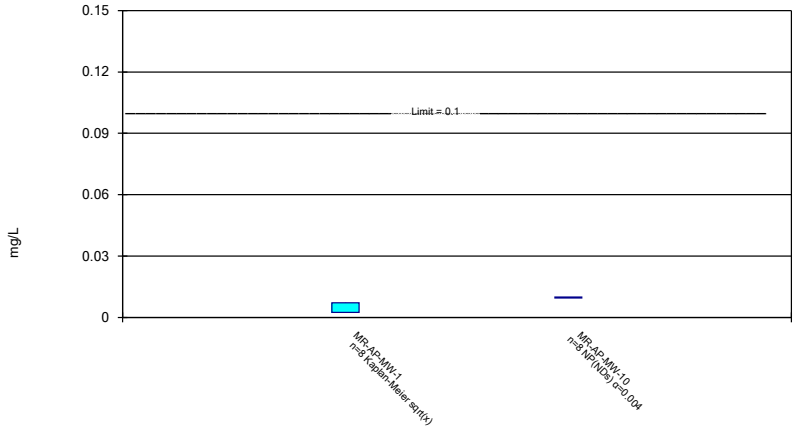


Constituent: Chromium Analysis Run 1/15/2021 7:49 AM View: Appendix IV

Plant Miller Client: Southern Company Data: Miller Ash Pond

Sanitas™ v.9.6.27b Groundwater Stats Consulting. UG

## Parametric and Non-Parametric (NP) Confidence Interval

Compliance limit is exceeded.* Per-well alpha = 0.01 except as noted. Normality Test: Shapiro Wilk, alpha based on n.

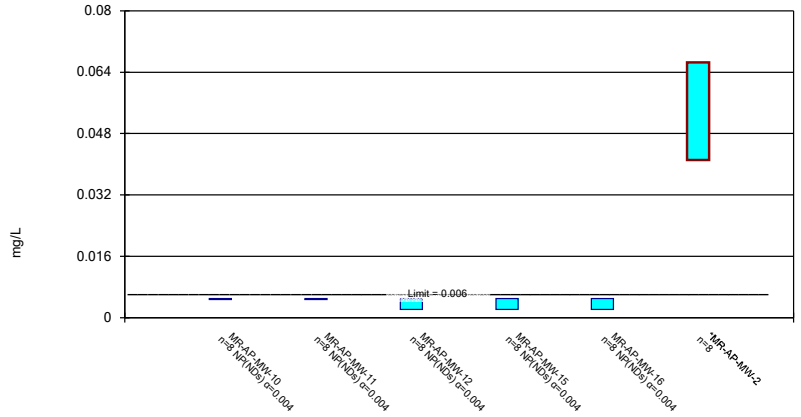


Constituent: Cobalt Analysis Run 1/15/2021 7:49 AM View: Appendix IV

Plant Miller Client: Southern Company Data: Miller Ash Pond

Sanitas™ v.9.6.27b Groundwater Stats Consulting. UG

Parametric and Non-Parametric (NP) Confidence Interval

Compliance limit is exceeded.* Per-well alpha = 0.01 except as noted. Normality Test: Shapiro Wilk, alpha based on n.

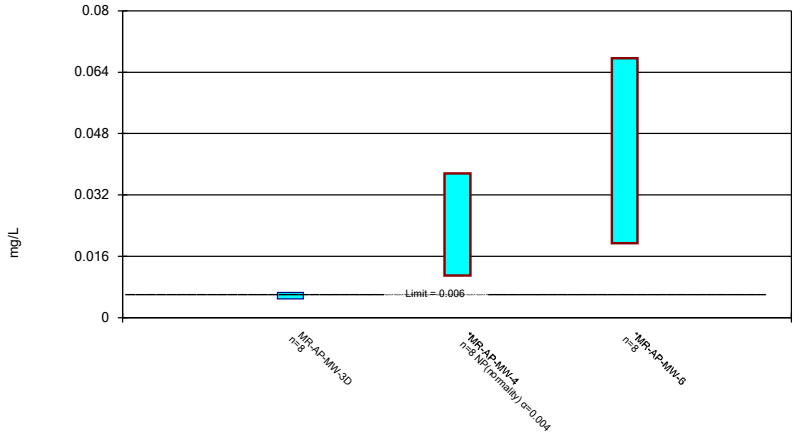


Constituent: Cobalt Analysis Run 1/15/2021 7:49 AM View: Appendix IV

Plant Miller Client: Southern Company Data: Miller Ash Pond

Sanitas™ v.9.6.27b Groundwater Stats Consulting. UG

## Parametric and Non-Parametric (NP) Confidence Interval

Compliance Limit is not exceeded. Per-well alpha = 0.01 except as noted. Normality Test: Shapiro Wilk, alpha based on n.

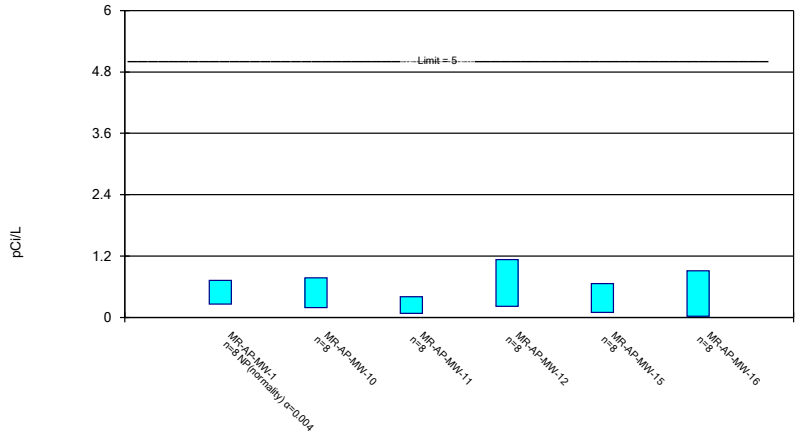


Constituent: Combined Radium 226 + 228 Analysis Run 1/15/2021 7:49 AM View: Appendix IV

Plant Miller Client: Southern Company Data: Miller Ash Pond

Sanitas™ v.9.6.27b Groundwater Stats Consulting. UG

## Parametric Confidence Interval

Compliance Limit is not exceeded. Per-well alpha = 0.01. Normality Test: Shapiro Wilk, alpha based on n.

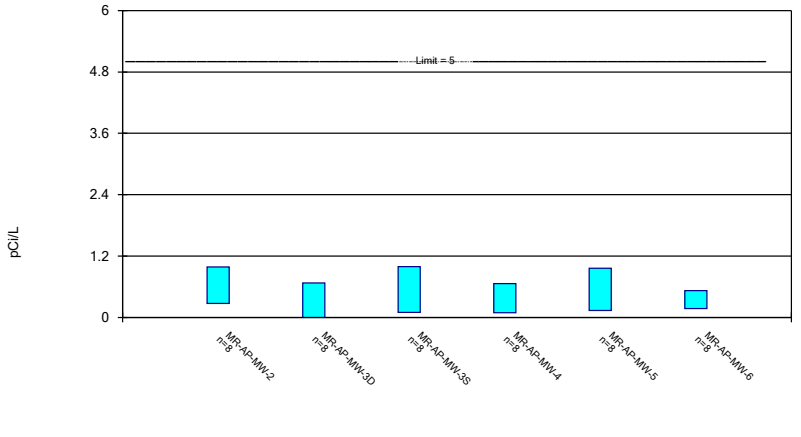


Constituent: Combined Radium 226 + 228 Analysis Run 1/15/2021 7:49 AM View: Appendix IV

Plant Miller Client: Southern Company Data: Miller Ash Pond

## Parametric Confidence Interval

Compliance Limit is not exceeded. Per-well alpha = 0.01. Normality Test: Shapiro Wilk, alpha based on n.

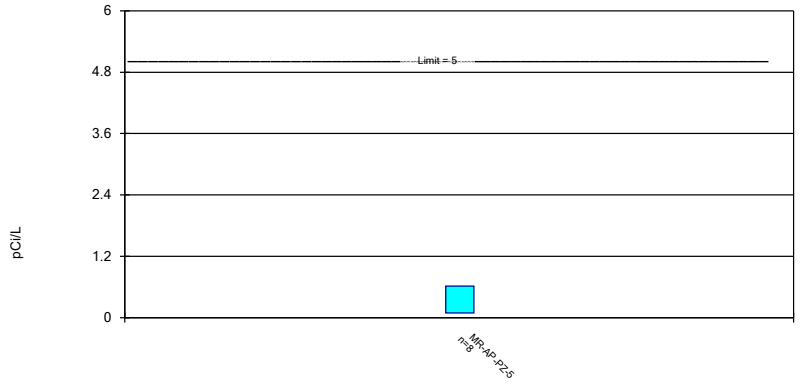


Constituent: Combined Radium 226 + 228 Analysis Run 1/15/2021 7:49 AM View: Appendix IV

Plant Miller Client: Southern Company Data: Miller Ash Pond



## Parametric and Non-Parametric (NP) Confidence Interval

Compliance Limit is not exceeded. Per-well alpha = 0.01 except as noted. Normality Test: Shapiro Wilk, alpha based on n.

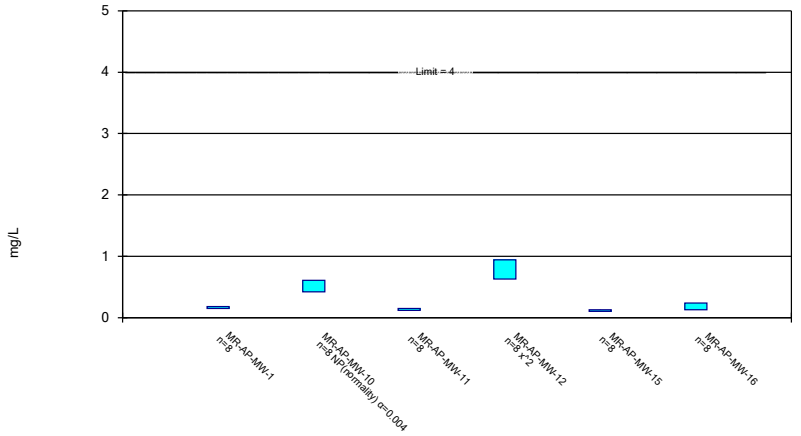


Constituent: Fluoride Analysis Run 1/15/2021 7:49 AM View: Appendix IV

Plant Miller Client: Southern Company Data: Miller Ash Pond



## Parametric Confidence Interval

Compliance Limit is not exceeded. Per-well alpha = 0.01. Normality Test: Shapiro Wilk, alpha based on n.

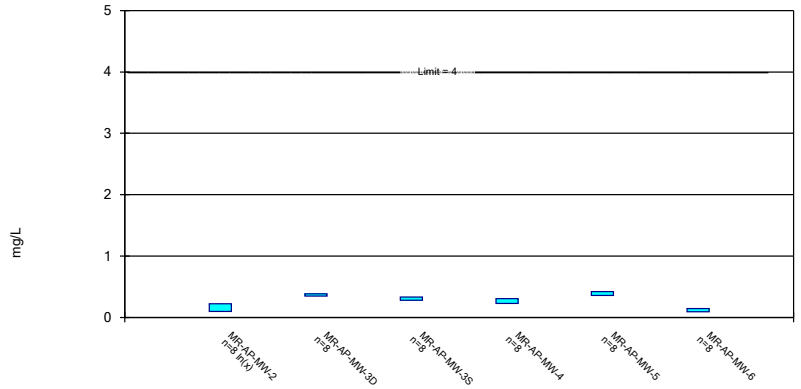


Constituent: Fluoride Analysis Run 1/15/2021 7:49 AM View: Appendix IV

Plant Miller Client: Southern Company Data: Miller Ash Pond



## Parametric Confidence Interval

Compliance Limit is not exceeded. Per-well alpha = 0.01. Normality Test: Shapiro Wilk, alpha based on n.

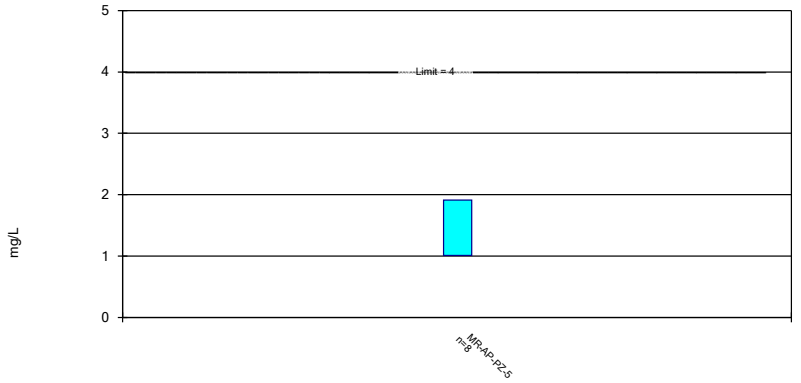


Constituent: Fluoride Analysis Run 1/15/2021 7:49 AM View: Appendix IV

Plant Miller Client: Southern Company Data: Miller Ash Pond

## Parametric and Non-Parametric (NP) Confidence Interval

Compliance limit is exceeded.* Per-well alpha = 0.01 except as noted. Normality Test: Shapiro Wilk, alpha based on n.

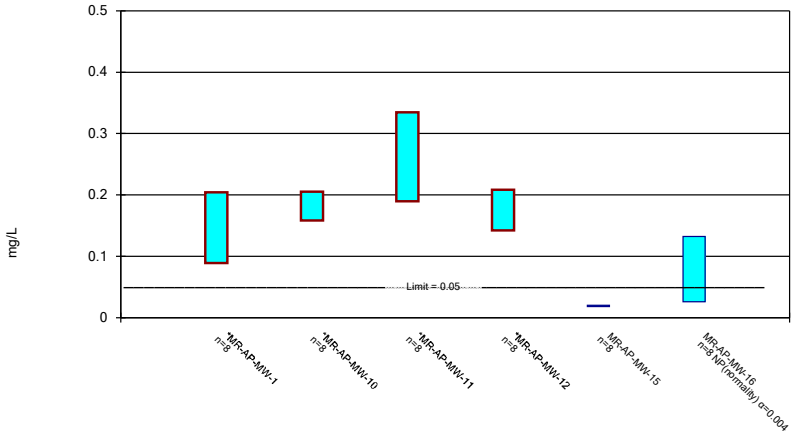


Constituent: Lithium Analysis Run 1/15/2021 7:49 AM View: Appendix IV

Plant Miller Client: Southern Company Data: Miller Ash Pond

Sanitas™ v.9.6.27b Groundwater Stats Consulting. UG

## Parametric and Non-Parametric (NP) Confidence Interval

Compliance limit is exceeded.* Per-well alpha = 0.01 except as noted. Normality Test: Shapiro Wilk, alpha based on n.

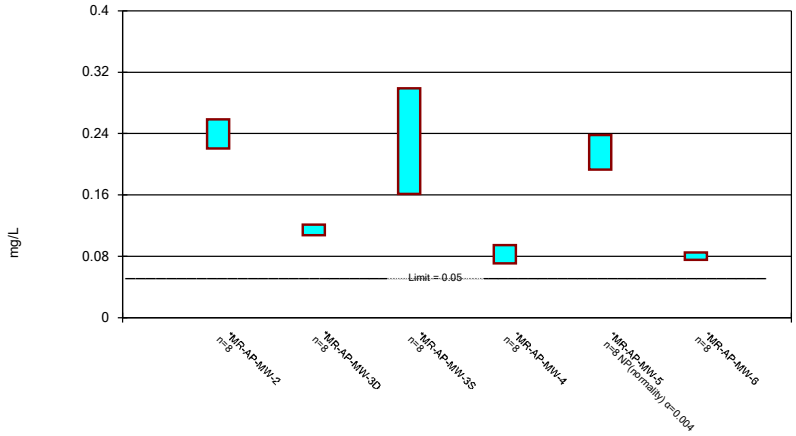


Constituent: Lithium Analysis Run 1/15/2021 7:49 AM View: Appendix IV

Plant Miller Client: Southern Company Data: Miller Ash Pond

Sanitas™ v.9.6.27b Groundwater Stats Consulting. UG

## Parametric Confidence Interval

Compliance limit is exceeded. Per-well alpha = 0.01. Normality Test: Shapiro Wilk, alpha based on n.

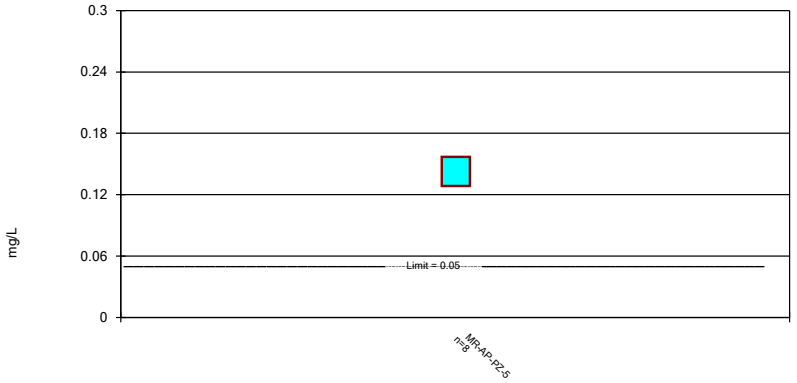


Constituent: Lithium Analysis Run 1/15/2021 7:49 AM View: Appendix IV

Plant Miller Client: Southern Company Data: Miller Ash Pond

Sanitas™ v.9.6.27b Groundwater Stats Consulting. UG

## Non-Parametric Confidence Interval

Compliance Limit is not exceeded.

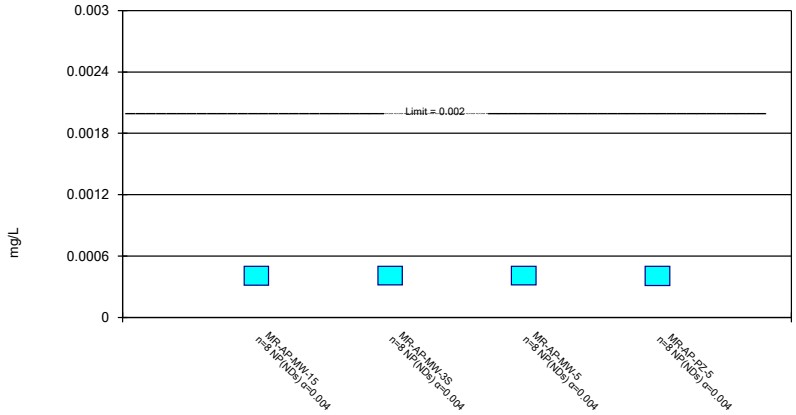


Constituent: Mercury Analysis Run 1/15/2021 7:49 AM View: Appendix IV

Plant Miller Client: Southern Company Data: Miller Ash Pond

## Parametric and Non-Parametric (NP) Confidence Interval

Compliance Limit is not exceeded. Per-well alpha = 0.01 except as noted. Normality Test: Shapiro Wilk, alpha based on n.

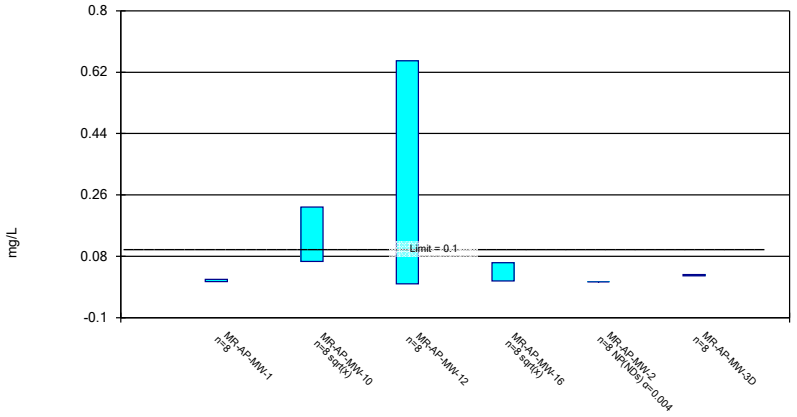


Constituent: Molybdenum Analysis Run 1/15/2021 7:49 AM View: Appendix IV

Plant Miller Client: Southern Company Data: Miller Ash Pond

Sanitas™ v.9.6.27b Groundwater Stats Consulting. UG

## Parametric and Non-Parametric (NP) Confidence Interval

Compliance Limit is not exceeded. Per-well alpha = 0.01 except as noted. Normality Test: Shapiro Wilk, alpha based on n.

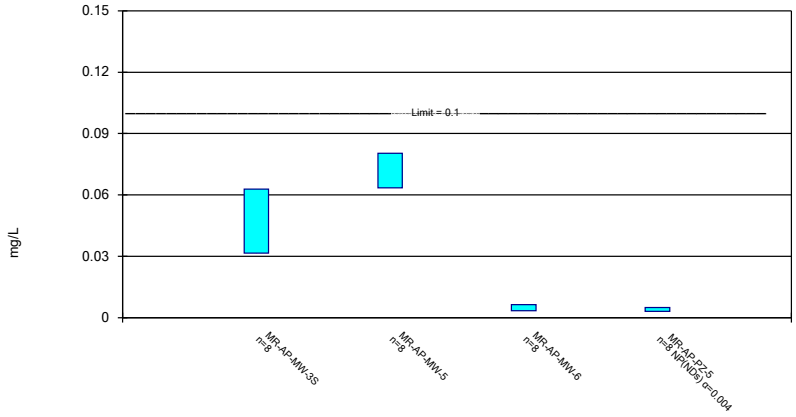


Constituent: Molybdenum Analysis Run 1/15/2021 7:49 AM View: Appendix IV

Plant Miller Client: Southern Company Data: Miller Ash Pond

Sanitas™ v.9.6.27b Groundwater Stats Consulting. UG

## Non-Parametric Confidence Interval

Compliance Limit is not exceeded.

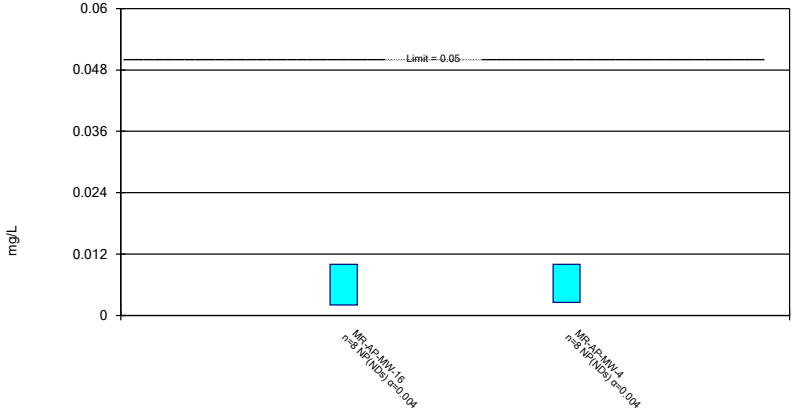


Constituent: Selenium Analysis Run 1/15/2021 7:49 AM View: Appendix IV

Plant Miller Client: Southern Company Data: Miller Ash Pond

Sanitas™ v.9.6.27b Groundwater Stats Consulting. UG

## Non-Parametric Confidence Interval

Compliance Limit is not exceeded.

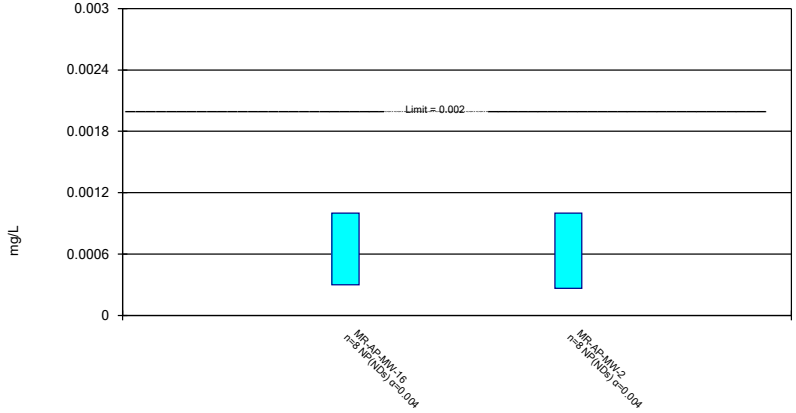


Constituent: Thallium Analysis Run 1/15/2021 7:49 AM View: Appendix IV

Plant Miller Client: Southern Company Data: Miller Ash Pond

# FIGURE J.

# Confidence Intervals Set 2 of 2 - Significant Results

Plant Miller Client: Southern Company Data: Miller Ash Pond Printed 1/14/2021, 1:27 PM

| Constituent | Well | Upper Lim. | Lower Lim. | Compliance | Sig. | N | Mean | Std. Dev. | %NDs | ND Adj. | Transform | Alpha | Method |
|---|---|---|---|---|---|---|---|---|---|---|---|---|---|
| **Arsenic (mg/L)** | **MR-AP-MW-5** | **0.01374** | **0.01074** | **0.01** | **Yes** | **8** | **0.01224** | **0.001415** | **0** | **None** | **No** | **0.01** | **Param.** |
| **Cobalt (mg/L)** | **MR-AP-MW-2** | **0.06659** | **0.04108** | **0.006** | **Yes** | **8** | **0.05384** | **0.01203** | **0** | **None** | **No** | **0.01** | **Param.** |
| **Cobalt (mg/L)** | **MR-AP-MW-4** | **0.0376** | **0.011** | **0.006** | **Yes** | **8** | **0.0173** | **0.008832** | **0** | **None** | **No** | **0.004** | **NP (normality)** |
| **Cobalt (mg/L)** | **MR-AP-MW-6** | **0.06766** | **0.01945** | **0.006** | **Yes** | **8** | **0.04356** | **0.02274** | **0** | **None** | **No** | **0.01** | **Param.** |
| **Lithium (mg/L)** | **MR-AP-MW-1** | **0.2041** | **0.08887** | **0.04** | **Yes** | **8** | **0.1465** | **0.05437** | **0** | **None** | **No** | **0.01** | **Param.** |
| **Lithium (mg/L)** | **MR-AP-MW-10** | **0.2053** | **0.1582** | **0.04** | **Yes** | **8** | **0.1818** | **0.02222** | **0** | **None** | **No** | **0.01** | **Param.** |
| **Lithium (mg/L)** | **MR-AP-MW-11** | **0.3346** | **0.1896** | **0.04** | **Yes** | **8** | **0.2621** | **0.06839** | **0** | **None** | **No** | **0.01** | **Param.** |
| **Lithium (mg/L)** | **MR-AP-MW-12** | **0.2083** | **0.1422** | **0.04** | **Yes** | **8** | **0.1753** | **0.03123** | **0** | **None** | **No** | **0.01** | **Param.** |
| **Lithium (mg/L)** | **MR-AP-MW-2** | **0.2586** | **0.2206** | **0.04** | **Yes** | **8** | **0.2396** | **0.0179** | **0** | **None** | **No** | **0.01** | **Param.** |
| **Lithium (mg/L)** | **MR-AP-MW-3D** | **0.1211** | **0.1074** | **0.04** | **Yes** | **8** | **0.1143** | **0.006453** | **0** | **None** | **No** | **0.01** | **Param.** |
| **Lithium (mg/L)** | **MR-AP-MW-3S** | **0.2989** | **0.1611** | **0.04** | **Yes** | **8** | **0.23** | **0.06499** | **0** | **None** | **No** | **0.01** | **Param.** |
| **Lithium (mg/L)** | **MR-AP-MW-4** | **0.09467** | **0.07081** | **0.04** | **Yes** | **8** | **0.08274** | **0.01126** | **0** | **None** | **No** | **0.01** | **Param.** |
| **Lithium (mg/L)** | **MR-AP-MW-5** | **0.238** | **0.193** | **0.04** | **Yes** | **8** | **0.228** | **0.01528** | **0** | **None** | **No** | **0.004** | **NP (normality)** |
| **Lithium (mg/L)** | **MR-AP-MW-6** | **0.08512** | **0.07521** | **0.04** | **Yes** | **8** | **0.08016** | **0.004676** | **0** | **None** | **No** | **0.01** | **Param.** |
| **Lithium (mg/L)** | **MR-AP-PZ-5** | **0.157** | **0.1285** | **0.04** | **Yes** | **8** | **0.1428** | **0.01347** | **0** | **None** | **No** | **0.01** | **Param.** |

# Confidence Intervals Set 2 of 2 - All Results

Plant Miller Client: Southern Company Data: Miller Ash Pond Printed 1/14/2021, 1:27 PM

| Constituent | Well | Upper Lim. | Lower Lim. | Compliance | Sig. | N | Mean | Std. Dev. | %NDs | ND Adj. | Transform | Alpha | Method |
|---|---|---|---|---|---|---|---|---|---|---|---|---|---|
| Antimony (mg/L) | MR-AP-MW-12 | 0.003 | 0.000849 | 0.006 | No | 8 | 0.002731 | 0.0007605 | 87.5 | None | No | 0.004 | NP (NDs) |
| Antimony (mg/L) | MR-AP-MW-16 | 0.003 | 0.00107 | 0.006 | No | 8 | 0.002759 | 0.0006824 | 87.5 | None | No | 0.004 | NP (NDs) |
| Antimony (mg/L) | MR-AP-MW-3D | 0.003 | 0.00118 | 0.006 | No | 8 | 0.002773 | 0.0006435 | 87.5 | None | No | 0.004 | NP (NDs) |
| Antimony (mg/L) | MR-AP-MW-3S | 0.003 | 0.00126 | 0.006 | No | 8 | 0.002783 | 0.0006152 | 87.5 | None | No | 0.004 | NP (NDs) |
| Antimony (mg/L) | MR-AP-PZ-5 | 0.003 | 0.0009 | 0.006 | No | 8 | 0.00225 | 0.001036 | 62.5 | None | No | 0.004 | NP (NDs) |
| Arsenic (mg/L) | MR-AP-MW-1 | 0.004197 | 0.001025 | 0.01 | No | 8 | 0.002611 | 0.001496 | 0 | None | No | 0.01 | Param. |
| Arsenic (mg/L) | MR-AP-MW-10 | 0.002189 | 0.001766 | 0.01 | No | 8 | 0.001978 | 0.0001993 | 0 | None | No | 0.01 | Param. |
| Arsenic (mg/L) | MR-AP-MW-12 | 0.003723 | 0.001507 | 0.01 | No | 8 | 0.002615 | 0.001046 | 0 | None | No | 0.01 | Param. |
| Arsenic (mg/L) | MR-AP-MW-16 | 0.0025 | 0.0025 | 0.01 | No | 8 | 0.0025 | 0 | 100 | None | No | 0.004 | NP (NDs) |
| Arsenic (mg/L) | MR-AP-MW-2 | 0.003236 | 0.001086 | 0.01 | No | 8 | 0.002161 | 0.001014 | 0 | None | No | 0.01 | Param. |
| Arsenic (mg/L) | MR-AP-MW-3D | 0.015 | 0.01 | 0.01 | No | 8 | 0.01156 | 0.001513 | 0 | None | No | 0.004 | NP (normality) |
| Arsenic (mg/L) | MR-AP-MW-3S | 0.002695 | 0.00195 | 0.01 | No | 8 | 0.002322 | 0.0003518 | 12.5 | None | No | 0.01 | Param. |
| **Arsenic (mg/L)** | **MR-AP-MW-5** | **0.01374** | **0.01074** | **0.01** | **Yes** | **8** | **0.01224** | **0.001415** | **0** | **None** | **No** | **0.01** | **Param.** |
| Arsenic (mg/L) | MR-AP-PZ-5 | 0.002489 | 0.001214 | 0.01 | No | 8 | 0.001851 | 0.0006016 | 12.5 | None | No | 0.01 | Param. |
| Barium (mg/L) | MR-AP-MW-1 | 0.1015 | 0.03686 | 2 | No | 8 | 0.06919 | 0.0305 | 0 | None | No | 0.01 | Param. |
| Barium (mg/L) | MR-AP-MW-10 | 0.01754 | 0.01294 | 2 | No | 8 | 0.01524 | 0.002168 | 0 | None | No | 0.01 | Param. |
| Barium (mg/L) | MR-AP-MW-11 | 0.04055 | 0.02917 | 2 | No | 8 | 0.03486 | 0.005368 | 0 | None | No | 0.01 | Param. |
| Barium (mg/L) | MR-AP-MW-12 | 0.02235 | 0.01563 | 2 | No | 8 | 0.01899 | 0.003171 | 0 | None | No | 0.01 | Param. |
| Barium (mg/L) | MR-AP-MW-15 | 0.07714 | 0.04919 | 2 | No | 8 | 0.06316 | 0.01318 | 0 | None | No | 0.01 | Param. |
| Barium (mg/L) | MR-AP-MW-16 | 0.03064 | 0.02306 | 2 | No | 8 | 0.02685 | 0.003573 | 0 | None | No | 0.01 | Param. |
| Barium (mg/L) | MR-AP-MW-2 | 0.01796 | 0.01446 | 2 | No | 8 | 0.01621 | 0.001649 | 0 | None | No | 0.01 | Param. |
| Barium (mg/L) | MR-AP-MW-3D | 0.03525 | 0.02325 | 2 | No | 8 | 0.02925 | 0.005661 | 0 | None | No | 0.01 | Param. |
| Barium (mg/L) | MR-AP-MW-3S | 0.3845 | 0.08375 | 2 | No | 8 | 0.2341 | 0.1419 | 0 | None | No | 0.01 | Param. |
| Barium (mg/L) | MR-AP-MW-4 | 0.01443 | 0.01259 | 2 | No | 8 | 0.01351 | 0.0008676 | 0 | None | No | 0.01 | Param. |
| Barium (mg/L) | MR-AP-MW-5 | 0.01668 | 0.01477 | 2 | No | 8 | 0.01573 | 0.0008972 | 0 | None | No | 0.01 | Param. |
| Barium (mg/L) | MR-AP-MW-6 | 0.0267 | 0.02405 | 2 | No | 8 | 0.02538 | 0.001252 | 0 | None | No | 0.01 | Param. |
| Barium (mg/L) | MR-AP-PZ-5 | 0.2044 | 0.1131 | 2 | No | 8 | 0.1588 | 0.04308 | 0 | None | No | 0.01 | Param. |
| Cadmium (mg/L) | MR-AP-MW-1 | 0.001 | 0.000372 | 0.005 | No | 8 | 0.0009215 | 0.000222 | 87.5 | None | No | 0.004 | NP (NDs) |
| Cadmium (mg/L) | MR-AP-MW-16 | 0.001 | 0.001 | 0.005 | No | 8 | 0.001 | 0 | 100 | None | No | 0.004 | NP (NDs) |
| Cadmium (mg/L) | MR-AP-MW-2 | 0.001 | 0.001 | 0.005 | No | 8 | 0.001 | 0 | 100 | None | No | 0.004 | NP (NDs) |
| Cadmium (mg/L) | MR-AP-MW-4 | 0.001 | 0.000272 | 0.005 | No | 8 | 0.000909 | 0.0002574 | 87.5 | None | No | 0.004 | NP (NDs) |
| Chromium (mg/L) | MR-AP-MW-1 | 0.007099 | 0.002438 | 0.1 | No | 8 | 0.006257 | 0.003414 | 25 | Kaplan-Meier | sqrt(x) | 0.01 | Param. |
| Chromium (mg/L) | MR-AP-MW-10 | 0.01 | 0.01 | 0.1 | No | 8 | 0.01 | 0 | 100 | Kaplan-Meier | No | 0.004 | NP (NDs) |
| Cobalt (mg/L) | MR-AP-MW-10 | 0.005 | 0.005 | 0.006 | No | 8 | 0.005 | 0 | 100 | None | No | 0.004 | NP (NDs) |
| Cobalt (mg/L) | MR-AP-MW-11 | 0.005 | 0.005 | 0.006 | No | 8 | 0.005 | 0 | 100 | None | No | 0.004 | NP (NDs) |
| Cobalt (mg/L) | MR-AP-MW-12 | 0.005 | 0.00211 | 0.006 | No | 8 | 0.004639 | 0.001022 | 87.5 | None | No | 0.004 | NP (NDs) |
| Cobalt (mg/L) | MR-AP-MW-15 | 0.005 | 0.0021 | 0.006 | No | 8 | 0.004637 | 0.001025 | 87.5 | None | No | 0.004 | NP (NDs) |
| Cobalt (mg/L) | MR-AP-MW-16 | 0.005 | 0.00216 | 0.006 | No | 8 | 0.00446 | 0.001064 | 75 | None | No | 0.004 | NP (NDs) |
| **Cobalt (mg/L)** | **MR-AP-MW-2** | **0.06659** | **0.04108** | **0.006** | **Yes** | **8** | **0.05384** | **0.01203** | **0** | **None** | **No** | **0.01** | **Param.** |
| Cobalt (mg/L) | MR-AP-MW-3D | 0.00653 | 0.0049 | 0.006 | No | 8 | 0.005715 | 0.0007692 | 0 | None | No | 0.01 | Param. |
| **Cobalt (mg/L)** | **MR-AP-MW-4** | **0.0376** | **0.011** | **0.006** | **Yes** | **8** | **0.0173** | **0.008832** | **0** | **None** | **No** | **0.004** | **NP (normality)** |
| **Cobalt (mg/L)** | **MR-AP-MW-6** | **0.06766** | **0.01945** | **0.006** | **Yes** | **8** | **0.04356** | **0.02274** | **0** | **None** | **No** | **0.01** | **Param.** |
| Combined Radium 226 + 228 (pCi/L) | MR-AP-MW-1 | 0.726 | 0.261 | 5 | No | 8 | 0.4718 | 0.1978 | 0 | None | No | 0.004 | NP (normality) |
| Combined Radium 226 + 228 (pCi/L) | MR-AP-MW-10 | 0.7745 | 0.194 | 5 | No | 8 | 0.4843 | 0.2738 | 0 | None | No | 0.01 | Param. |
| Combined Radium 226 + 228 (pCi/L) | MR-AP-MW-11 | 0.406 | 0.07955 | 5 | No | 8 | 0.2428 | 0.154 | 0 | None | No | 0.01 | Param. |
| Combined Radium 226 + 228 (pCi/L) | MR-AP-MW-12 | 1.127 | 0.2185 | 5 | No | 8 | 0.6728 | 0.4286 | 0 | None | No | 0.01 | Param. |
| Combined Radium 226 + 228 (pCi/L) | MR-AP-MW-15 | 0.6622 | 0.09409 | 5 | No | 8 | 0.3782 | 0.268 | 0 | None | No | 0.01 | Param. |
| Combined Radium 226 + 228 (pCi/L) | MR-AP-MW-16 | 0.9094 | 0.0192 | 5 | No | 8 | 0.4643 | 0.4199 | 0 | None | No | 0.01 | Param. |
| Combined Radium 226 + 228 (pCi/L) | MR-AP-MW-2 | 0.9856 | 0.2744 | 5 | No | 8 | 0.63 | 0.3355 | 0 | None | No | 0.01 | Param. |
| Combined Radium 226 + 228 (pCi/L) | MR-AP-MW-3D | 0.6727 | 0.00003979 | 5 | No | 8 | 0.3364 | 0.3173 | 0 | None | No | 0.01 | Param. |
| Combined Radium 226 + 228 (pCi/L) | MR-AP-MW-3S | 0.9955 | 0.09869 | 5 | No | 8 | 0.5471 | 0.423 | 0 | None | No | 0.01 | Param. |
| Combined Radium 226 + 228 (pCi/L) | MR-AP-MW-4 | 0.6634 | 0.08785 | 5 | No | 8 | 0.3756 | 0.2715 | 0 | None | No | 0.01 | Param. |
| Combined Radium 226 + 228 (pCi/L) | MR-AP-MW-5 | 0.9623 | 0.1342 | 5 | No | 8 | 0.5483 | 0.3907 | 0 | None | No | 0.01 | Param. |
| Combined Radium 226 + 228 (pCi/L) | MR-AP-MW-6 | 0.5251 | 0.1696 | 5 | No | 8 | 0.3474 | 0.1677 | 0 | None | No | 0.01 | Param. |
| Combined Radium 226 + 228 (pCi/L) | MR-AP-PZ-5 | 0.6142 | 0.09237 | 5 | No | 8 | 0.3533 | 0.2461 | 0 | None | No | 0.01 | Param. |

# Confidence Intervals Set 2 of 2 - All Results

Plant Miller Client: Southern Company Data: Miller Ash Pond Printed 1/14/2021, 1:27 PM

| Constituent | Well | Upper Lim. | Lower Lim. | Compliance | Sig. | N | Mean | Std. Dev. | %NDs | ND Adj. | Transform | Alpha | Method |
|---|---|---|---|---|---|---|---|---|---|---|---|---|---|
| Fluoride (mg/L) | MR-AP-MW-1 | 0.1814 | 0.1489 | 4 | No | 8 | 0.1651 | 0.01531 | 0 | None | No | 0.01 | Param. |
| Fluoride (mg/L) | MR-AP-MW-10 | 0.608 | 0.42 | 4 | No | 8 | 0.4704 | 0.06573 | 0 | None | No | 0.004 | NP (normality) |
| Fluoride (mg/L) | MR-AP-MW-11 | 0.1489 | 0.1181 | 4 | No | 8 | 0.1335 | 0.01453 | 0 | None | No | 0.01 | Param. |
| Fluoride (mg/L) | MR-AP-MW-12 | 0.9398 | 0.6284 | 4 | No | 8 | 0.7879 | 0.1445 | 0 | None | x^2 | 0.01 | Param. |
| Fluoride (mg/L) | MR-AP-MW-15 | 0.1299 | 0.1017 | 4 | No | 8 | 0.1158 | 0.01333 | 0 | None | No | 0.01 | Param. |
| Fluoride (mg/L) | MR-AP-MW-16 | 0.2386 | 0.1261 | 4 | No | 8 | 0.1824 | 0.05306 | 0 | None | No | 0.01 | Param. |
| Fluoride (mg/L) | MR-AP-MW-2 | 0.2198 | 0.09594 | 4 | No | 8 | 0.1558 | 0.06474 | 0 | None | ln(x) | 0.01 | Param. |
| Fluoride (mg/L) | MR-AP-MW-3D | 0.3859 | 0.3448 | 4 | No | 8 | 0.3654 | 0.01939 | 0 | None | No | 0.01 | Param. |
| Fluoride (mg/L) | MR-AP-MW-3S | 0.3302 | 0.2788 | 4 | No | 8 | 0.3045 | 0.02425 | 0 | None | No | 0.01 | Param. |
| Fluoride (mg/L) | MR-AP-MW-4 | 0.3056 | 0.2257 | 4 | No | 8 | 0.2656 | 0.03767 | 0 | None | No | 0.01 | Param. |
| Fluoride (mg/L) | MR-AP-MW-5 | 0.4205 | 0.3572 | 4 | No | 8 | 0.3889 | 0.02985 | 0 | None | No | 0.01 | Param. |
| Fluoride (mg/L) | MR-AP-MW-6 | 0.1417 | 0.0913 | 4 | No | 8 | 0.1165 | 0.02378 | 0 | None | No | 0.01 | Param. |
| Fluoride (mg/L) | MR-AP-PZ-5 | 1.912 | 1.011 | 4 | No | 8 | 1.461 | 0.4249 | 0 | None | No | 0.01 | Param. |
| **Lithium (mg/L)** | **MR-AP-MW-1** | **0.2041** | **0.08887** | **0.04** | **Yes** | **8** | **0.1465** | **0.05437** | **0** | **None** | **No** | **0.01** | **Param.** |
| **Lithium (mg/L)** | **MR-AP-MW-10** | **0.2053** | **0.1582** | **0.04** | **Yes** | **8** | **0.1818** | **0.02222** | **0** | **None** | **No** | **0.01** | **Param.** |
| **Lithium (mg/L)** | **MR-AP-MW-11** | **0.3346** | **0.1896** | **0.04** | **Yes** | **8** | **0.2621** | **0.06839** | **0** | **None** | **No** | **0.01** | **Param.** |
| **Lithium (mg/L)** | **MR-AP-MW-12** | **0.2083** | **0.1422** | **0.04** | **Yes** | **8** | **0.1753** | **0.03123** | **0** | **None** | **No** | **0.01** | **Param.** |
| Lithium (mg/L) | MR-AP-MW-15 | 0.02014 | 0.01783 | 0.04 | No | 8 | 0.01899 | 0.001089 | 12.5 | None | No | 0.01 | Param. |
| Lithium (mg/L) | MR-AP-MW-16 | 0.132 | 0.026 | 0.04 | No | 8 | 0.0495 | 0.03539 | 0 | None | No | 0.004 | NP (normality) |
| **Lithium (mg/L)** | **MR-AP-MW-2** | **0.2586** | **0.2206** | **0.04** | **Yes** | **8** | **0.2396** | **0.0179** | **0** | **None** | **No** | **0.01** | **Param.** |
| **Lithium (mg/L)** | **MR-AP-MW-3D** | **0.1211** | **0.1074** | **0.04** | **Yes** | **8** | **0.1143** | **0.006453** | **0** | **None** | **No** | **0.01** | **Param.** |
| **Lithium (mg/L)** | **MR-AP-MW-3S** | **0.2989** | **0.1611** | **0.04** | **Yes** | **8** | **0.23** | **0.06499** | **0** | **None** | **No** | **0.01** | **Param.** |
| **Lithium (mg/L)** | **MR-AP-MW-4** | **0.09467** | **0.07081** | **0.04** | **Yes** | **8** | **0.08274** | **0.01126** | **0** | **None** | **No** | **0.01** | **Param.** |
| **Lithium (mg/L)** | **MR-AP-MW-5** | **0.238** | **0.193** | **0.04** | **Yes** | **8** | **0.228** | **0.01528** | **0** | **None** | **No** | **0.004** | **NP (normality)** |
| **Lithium (mg/L)** | **MR-AP-MW-6** | **0.08512** | **0.07521** | **0.04** | **Yes** | **8** | **0.08016** | **0.004676** | **0** | **None** | **No** | **0.01** | **Param.** |
| **Lithium (mg/L)** | **MR-AP-PZ-5** | **0.157** | **0.1285** | **0.04** | **Yes** | **8** | **0.1428** | **0.01347** | **0** | **None** | **No** | **0.01** | **Param.** |
| Mercury (mg/L) | MR-AP-MW-15 | 0.0005 | 0.000316 | 0.002 | No | 8 | 0.000477 | 0.00006505 | 87.5 | None | No | 0.004 | NP (NDs) |
| Mercury (mg/L) | MR-AP-MW-3S | 0.0005 | 0.000318 | 0.002 | No | 8 | 0.0004773 | 0.00006435 | 87.5 | None | No | 0.004 | NP (NDs) |
| Mercury (mg/L) | MR-AP-MW-5 | 0.0005 | 0.000319 | 0.002 | No | 8 | 0.0004774 | 0.00006399 | 87.5 | None | No | 0.004 | NP (NDs) |
| Mercury (mg/L) | MR-AP-PZ-5 | 0.0005 | 0.000311 | 0.002 | No | 8 | 0.0004764 | 0.00006682 | 87.5 | None | No | 0.004 | NP (NDs) |
| Molybdenum (mg/L) | MR-AP-MW-1 | 0.01225 | 0.006016 | 0.1 | No | 8 | 0.009134 | 0.002941 | 0 | None | No | 0.01 | Param. |
| Molybdenum (mg/L) | MR-AP-MW-10 | 0.2244 | 0.06518 | 0.1 | No | 8 | 0.1422 | 0.08328 | 0 | None | sqrt(x) | 0.01 | Param. |
| Molybdenum (mg/L) | MR-AP-MW-12 | 0.6537 | -0.001328 | 0.1 | No | 8 | 0.3262 | 0.309 | 0 | None | No | 0.01 | Param. |
| Molybdenum (mg/L) | MR-AP-MW-16 | 0.06127 | 0.007387 | 0.1 | No | 8 | 0.03289 | 0.03252 | 0 | None | sqrt(x) | 0.01 | Param. |
| Molybdenum (mg/L) | MR-AP-MW-2 | 0.005 | 0.00458 | 0.1 | No | 8 | 0.004947 | 0.0001485 | 87.5 | None | No | 0.004 | NP (NDs) |
| Molybdenum (mg/L) | MR-AP-MW-3D | 0.0262 | 0.02227 | 0.1 | No | 8 | 0.02424 | 0.001852 | 0 | None | No | 0.01 | Param. |
| Molybdenum (mg/L) | MR-AP-MW-3S | 0.0629 | 0.03155 | 0.1 | No | 8 | 0.04723 | 0.01479 | 0 | None | No | 0.01 | Param. |
| Molybdenum (mg/L) | MR-AP-MW-5 | 0.08032 | 0.06351 | 0.1 | No | 8 | 0.07191 | 0.007927 | 0 | None | No | 0.01 | Param. |
| Molybdenum (mg/L) | MR-AP-MW-6 | 0.006353 | 0.003409 | 0.1 | No | 8 | 0.004881 | 0.001389 | 12.5 | None | No | 0.01 | Param. |
| Molybdenum (mg/L) | MR-AP-PZ-5 | 0.005 | 0.003 | 0.1 | No | 8 | 0.00475 | 0.0007071 | 87.5 | None | No | 0.004 | NP (NDs) |
| Selenium (mg/L) | MR-AP-MW-16 | 0.01 | 0.00204 | 0.05 | No | 8 | 0.007282 | 0.003771 | 62.5 | None | No | 0.004 | NP (NDs) |
| Selenium (mg/L) | MR-AP-MW-4 | 0.01 | 0.00255 | 0.05 | No | 8 | 0.00816 | 0.003407 | 75 | None | No | 0.004 | NP (NDs) |
| Thallium (mg/L) | MR-AP-MW-16 | 0.001 | 0.0003 | 0.002 | No | 8 | 0.0009125 | 0.0002475 | 87.5 | None | No | 0.004 | NP (NDs) |
| Thallium (mg/L) | MR-AP-MW-2 | 0.001 | 0.000266 | 0.002 | No | 8 | 0.0009083 | 0.0002595 | 87.5 | None | No | 0.004 | NP (NDs) |

## Non-Parametric Confidence Interval

Compliance Limit is not exceeded.

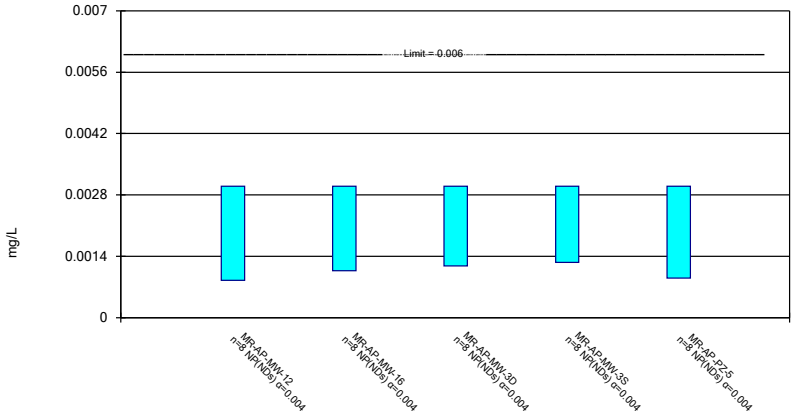


Constituent: Antimony Analysis Run 1/14/2021 1:24 PM View: Appendix IV
Plant Miller Client: Southern Company Data: Miller Ash Pond



## Parametric and Non-Parametric (NP) Confidence Interval

Compliance Limit is not exceeded. Per-well alpha = 0.01 except as noted. Normality Test: Shapiro Wilk, alpha based on n.

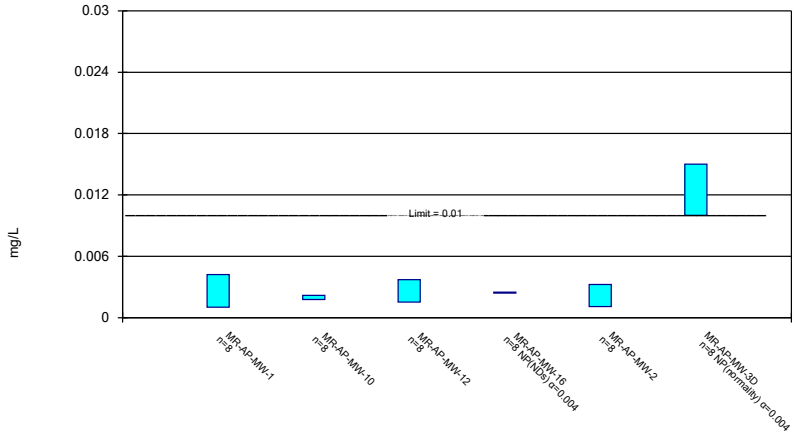


Constituent: Arsenic Analysis Run 1/14/2021 1:24 PM View: Appendix IV
Plant Miller Client: Southern Company Data: Miller Ash Pond



## Parametric Confidence Interval

Compliance limit is exceeded.* Per-well alpha = 0.01. Normality Test: Shapiro Wilk, alpha based on n.

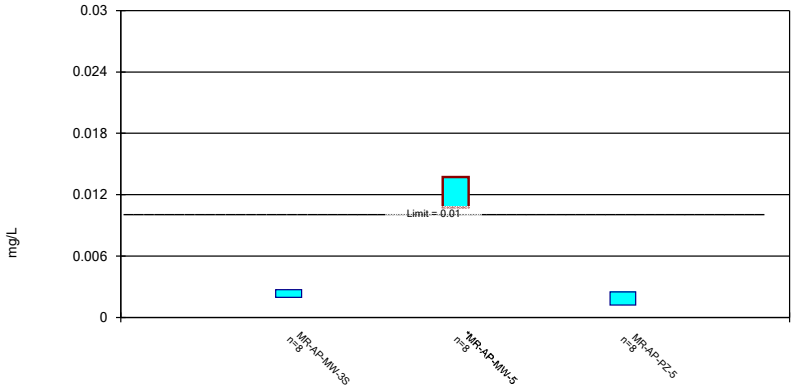


Constituent: Arsenic Analysis Run 1/14/2021 1:24 PM View: Appendix IV
Plant Miller Client: Southern Company Data: Miller Ash Pond



## Parametric Confidence Interval

Compliance Limit is not exceeded. Per-well alpha = 0.01. Normality Test: Shapiro Wilk, alpha based on n.

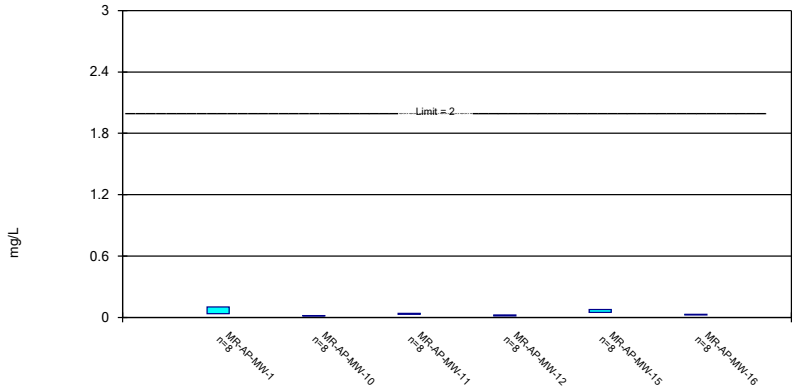


Constituent: Barium Analysis Run 1/14/2021 1:24 PM View: Appendix IV
Plant Miller Client: Southern Company Data: Miller Ash Pond

## Parametric Confidence Interval

Compliance Limit is not exceeded. Per-well alpha = 0.01. Normality Test: Shapiro Wilk, alpha based on n.

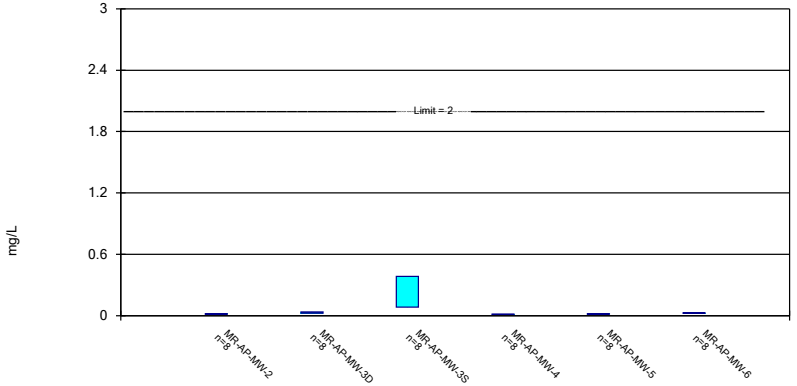


Constituent: Barium Analysis Run 1/14/2021 1:24 PM View: Appendix IV

Plant Miller Client: Southern Company Data: Miller Ash Pond

Sanitas™ v.9.6.27b Groundwater Stats Consulting. UG

## Parametric Confidence Interval

Compliance Limit is not exceeded. Per-well alpha = 0.01. Normality Test: Shapiro Wilk, alpha based on n.

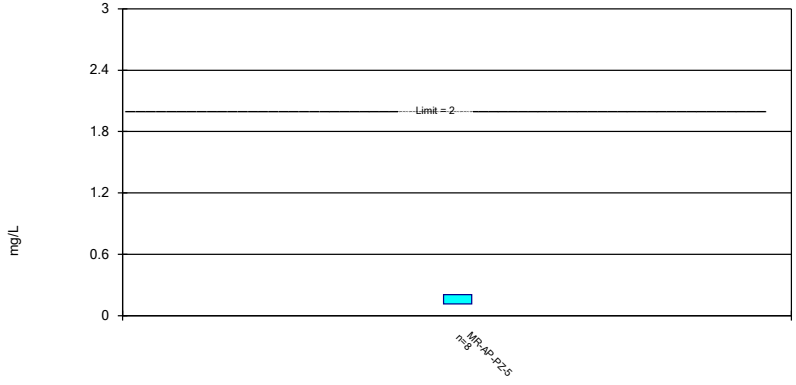


Constituent: Barium Analysis Run 1/14/2021 1:24 PM View: Appendix IV

Plant Miller Client: Southern Company Data: Miller Ash Pond

Sanitas™ v.9.6.27b Groundwater Stats Consulting. UG

## Non-Parametric Confidence Interval

Compliance Limit is not exceeded.

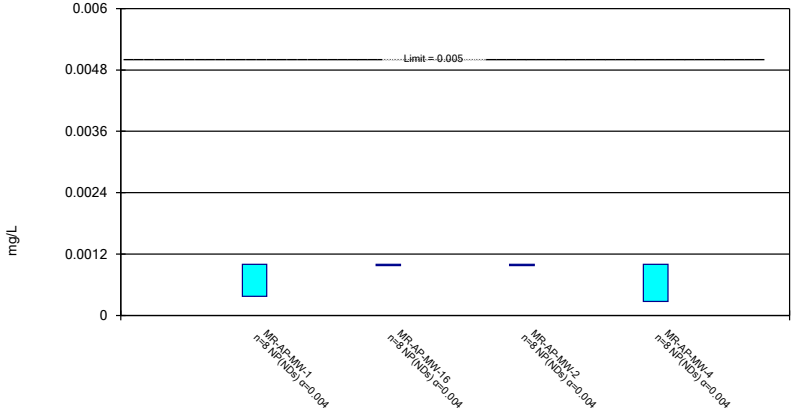


Constituent: Cadmium Analysis Run 1/14/2021 1:24 PM View: Appendix IV

Plant Miller Client: Southern Company Data: Miller Ash Pond

Sanitas™ v.9.6.27b Groundwater Stats Consulting. UG

## Parametric and Non-Parametric (NP) Confidence Interval

Compliance Limit is not exceeded. Per-well alpha = 0.01 except as noted. Normality Test: Shapiro Wilk, alpha based on n.

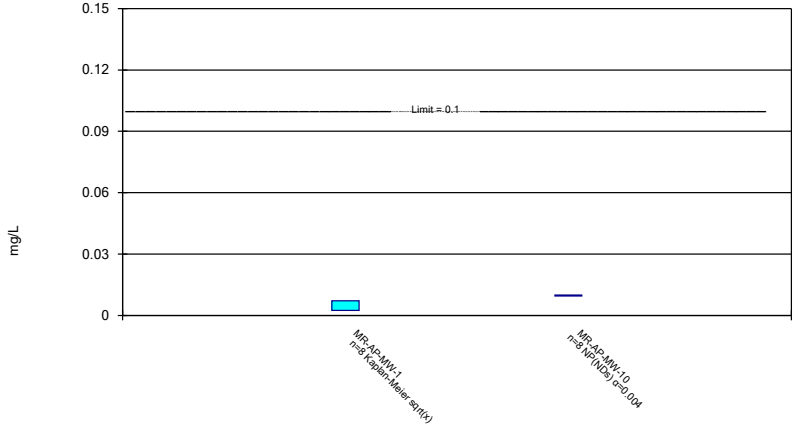


Constituent: Chromium Analysis Run 1/14/2021 1:24 PM View: Appendix IV

Plant Miller Client: Southern Company Data: Miller Ash Pond

Sanitas™ v.9.6.27b Groundwater Stats Consulting. UG

## Parametric and Non-Parametric (NP) Confidence Interval

Compliance limit is exceeded.* Per-well alpha = 0.01 except as noted. Normality Test: Shapiro Wilk, alpha based on n.

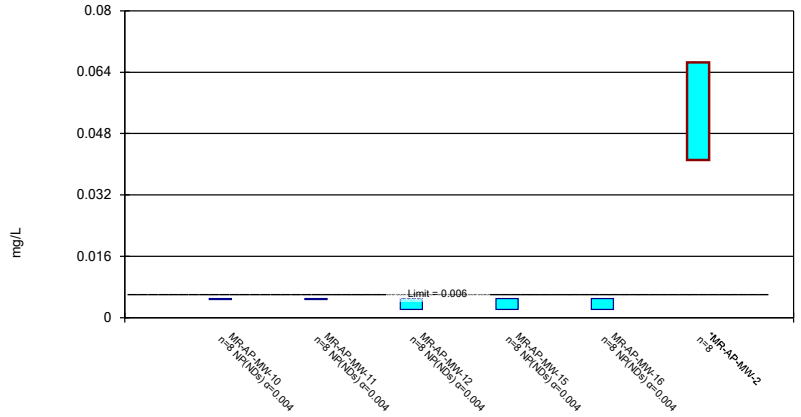


Constituent: Cobalt Analysis Run 1/14/2021 1:24 PM View: Appendix IV

Plant Miller Client: Southern Company Data: Miller Ash Pond

Sanitas™ v.9.6.27b Groundwater Stats Consulting. UG

Parametric and Non-Parametric (NP) Confidence Interval

Compliance limit is exceeded.* Per-well alpha = 0.01 except as noted. Normality Test: Shapiro Wilk, alpha based on n.

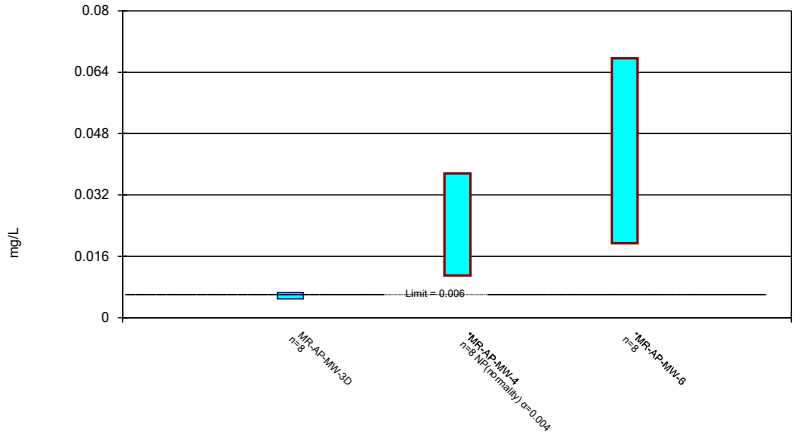


Constituent: Cobalt Analysis Run 1/14/2021 1:24 PM View: Appendix IV

Plant Miller Client: Southern Company Data: Miller Ash Pond

Sanitas™ v.9.6.27b Groundwater Stats Consulting. UG

## Parametric and Non-Parametric (NP) Confidence Interval

Compliance Limit is not exceeded. Per-well alpha = 0.01 except as noted. Normality Test: Shapiro Wilk, alpha based on n.

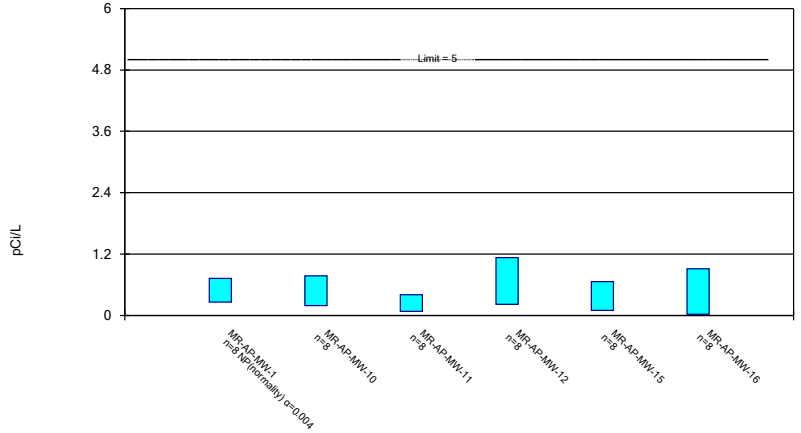


Constituent: Combined Radium 226 + 228 Analysis Run 1/14/2021 1:24 PM View: Appendix IV

Plant Miller Client: Southern Company Data: Miller Ash Pond

Sanitas™ v.9.6.27b Groundwater Stats Consulting. UG

## Parametric Confidence Interval

Compliance Limit is not exceeded. Per-well alpha = 0.01. Normality Test: Shapiro Wilk, alpha based on n.

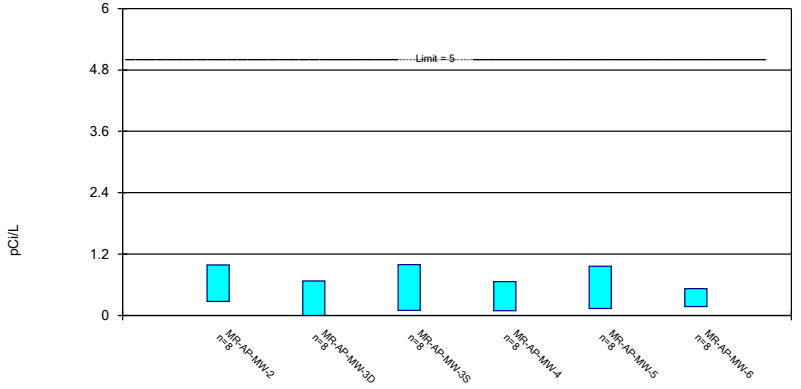


Constituent: Combined Radium 226 + 228 Analysis Run 1/14/2021 1:24 PM View: Appendix IV

Plant Miller Client: Southern Company Data: Miller Ash Pond

## Parametric Confidence Interval

Compliance Limit is not exceeded. Per-well alpha = 0.01. Normality Test: Shapiro Wilk, alpha based on n.

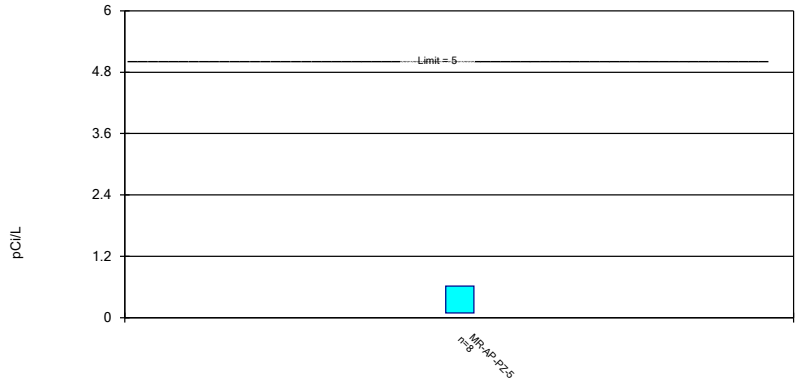


Constituent: Combined Radium 226 + 228 Analysis Run 1/14/2021 1:24 PM View: Appendix IV

Plant Miller Client: Southern Company Data: Miller Ash Pond



## Parametric and Non-Parametric (NP) Confidence Interval

Compliance Limit is not exceeded. Per-well alpha = 0.01 except as noted. Normality Test: Shapiro Wilk, alpha based on n.

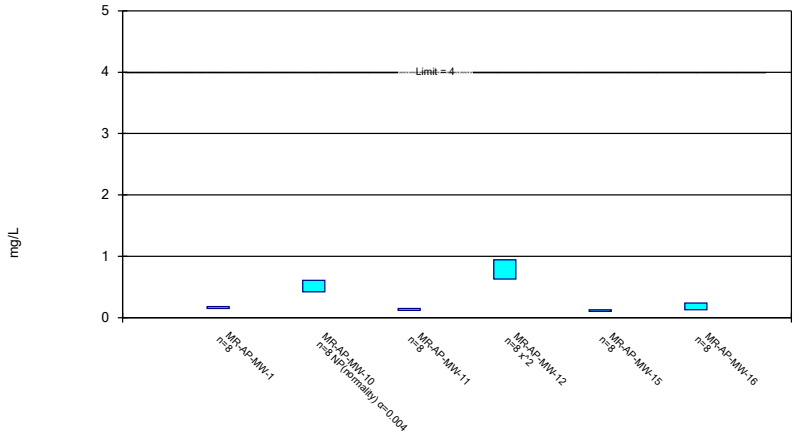


Constituent: Fluoride Analysis Run 1/14/2021 1:24 PM View: Appendix IV

Plant Miller Client: Southern Company Data: Miller Ash Pond



## Parametric Confidence Interval

Compliance Limit is not exceeded. Per-well alpha = 0.01. Normality Test: Shapiro Wilk, alpha based on n.

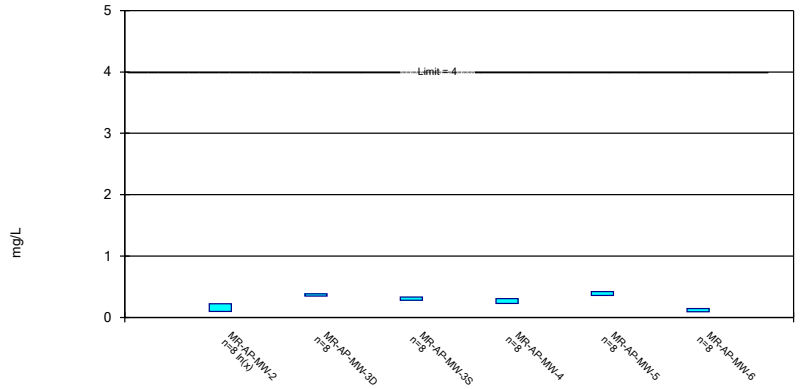


Constituent: Fluoride Analysis Run 1/14/2021 1:24 PM View: Appendix IV

Plant Miller Client: Southern Company Data: Miller Ash Pond



## Parametric Confidence Interval

Compliance Limit is not exceeded. Per-well alpha = 0.01. Normality Test: Shapiro Wilk, alpha based on n.

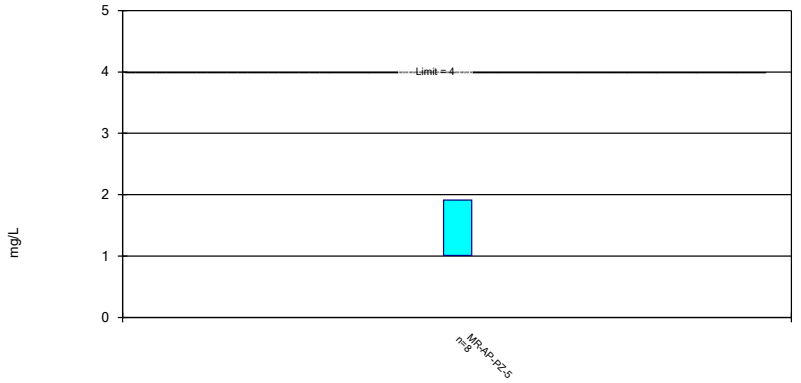


Constituent: Fluoride Analysis Run 1/14/2021 1:24 PM View: Appendix IV

Plant Miller Client: Southern Company Data: Miller Ash Pond

## Parametric and Non-Parametric (NP) Confidence Interval

Compliance limit is exceeded.* Per-well alpha = 0.01 except as noted. Normality Test: Shapiro Wilk, alpha based on n.

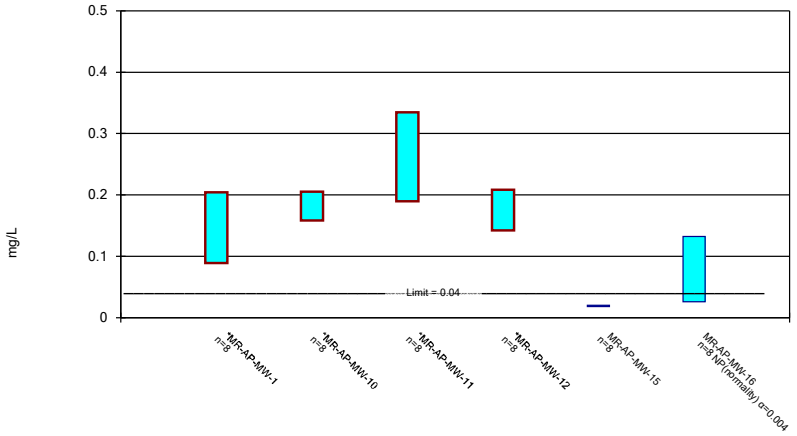


Constituent: Lithium Analysis Run 1/14/2021 1:24 PM View: Appendix IV

Plant Miller Client: Southern Company Data: Miller Ash Pond

Sanitas™ v.9.6.27b Groundwater Stats Consulting. UG

## Parametric and Non-Parametric (NP) Confidence Interval

Compliance limit is exceeded.* Per-well alpha = 0.01 except as noted. Normality Test: Shapiro Wilk, alpha based on n.

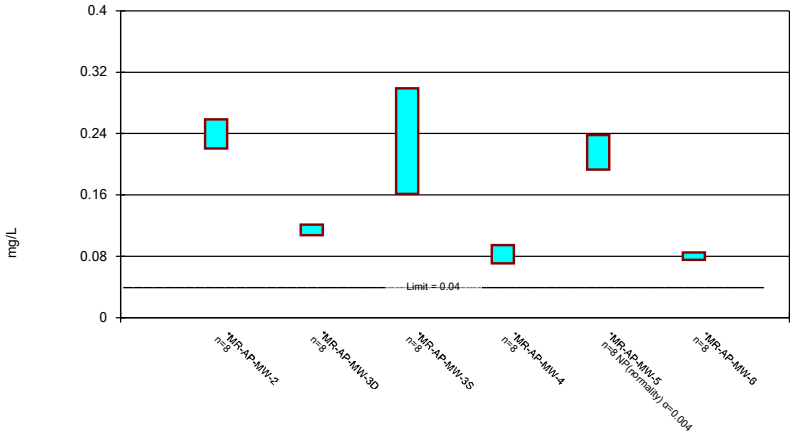


Constituent: Lithium Analysis Run 1/14/2021 1:24 PM View: Appendix IV

Plant Miller Client: Southern Company Data: Miller Ash Pond

Sanitas™ v.9.6.27b Groundwater Stats Consulting. UG

## Parametric Confidence Interval

Compliance limit is exceeded. Per-well alpha = 0.01. Normality Test: Shapiro Wilk, alpha based on n.

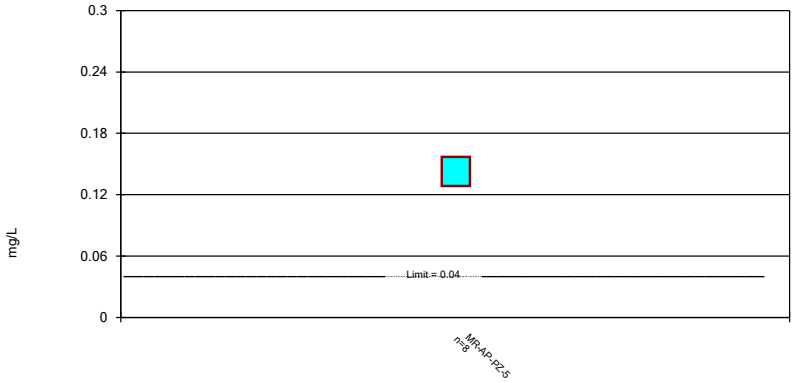


Constituent: Lithium Analysis Run 1/14/2021 1:24 PM View: Appendix IV

Plant Miller Client: Southern Company Data: Miller Ash Pond

Sanitas™ v.9.6.27b Groundwater Stats Consulting. UG

## Non-Parametric Confidence Interval

Compliance Limit is not exceeded.

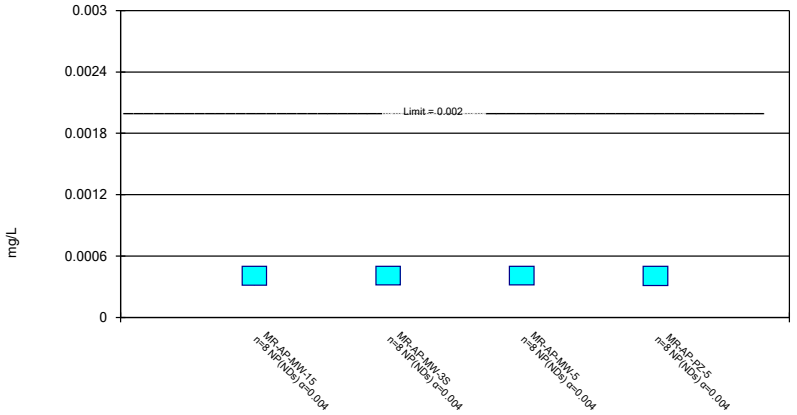


Constituent: Mercury Analysis Run 1/14/2021 1:24 PM View: Appendix IV

Plant Miller Client: Southern Company Data: Miller Ash Pond

## Parametric and Non-Parametric (NP) Confidence Interval

Compliance Limit is not exceeded. Per-well alpha = 0.01 except as noted. Normality Test: Shapiro Wilk, alpha based on n.

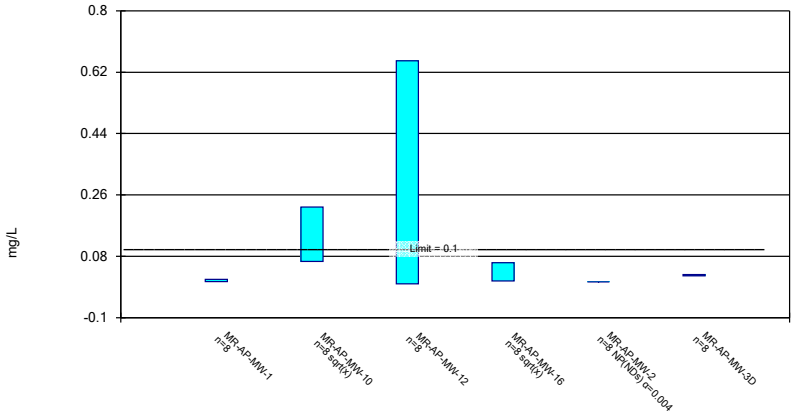


Constituent: Molybdenum Analysis Run 1/14/2021 1:24 PM View: Appendix IV
Plant Miller Client: Southern Company Data: Miller Ash Pond

Sanitas™ v.9.6.27b Groundwater Stats Consulting. UG

## Parametric and Non-Parametric (NP) Confidence Interval

Compliance Limit is not exceeded. Per-well alpha = 0.01 except as noted. Normality Test: Shapiro Wilk, alpha based on n.

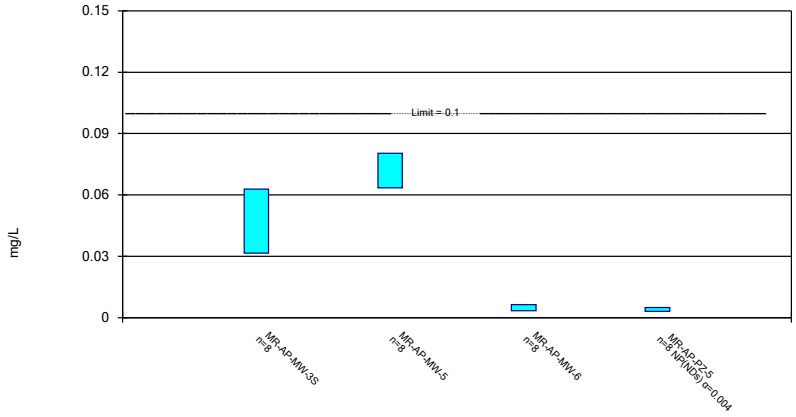


Constituent: Molybdenum Analysis Run 1/14/2021 1:24 PM View: Appendix IV
Plant Miller Client: Southern Company Data: Miller Ash Pond

Sanitas™ v.9.6.27b Groundwater Stats Consulting. UG

## Non-Parametric Confidence Interval

Compliance Limit is not exceeded.

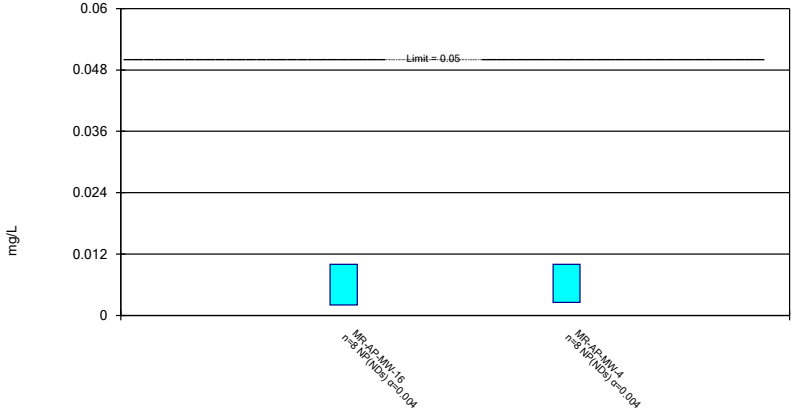


Constituent: Selenium Analysis Run 1/14/2021 1:24 PM View: Appendix IV
Plant Miller Client: Southern Company Data: Miller Ash Pond

Sanitas™ v.9.6.27b Groundwater Stats Consulting. UG

## Non-Parametric Confidence Interval

Compliance Limit is not exceeded.

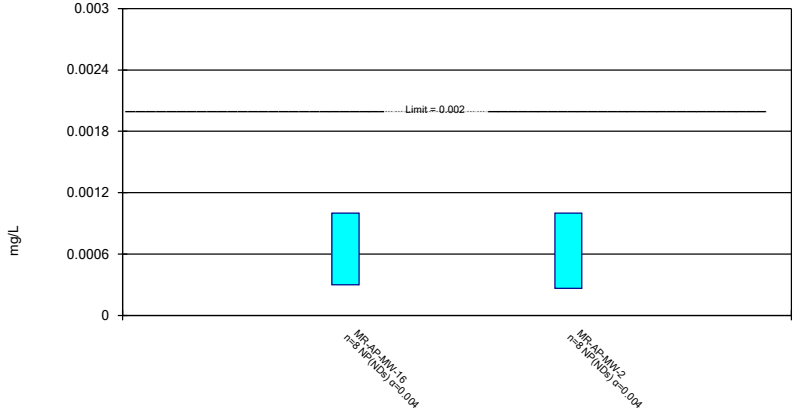


Constituent: Thallium Analysis Run 1/14/2021 1:24 PM View: Appendix IV
Plant Miller Client: Southern Company Data: Miller Ash Pond

# Appendix F

# MNA SAMPLING FIELD DATA

| Well ID | pH | ORP (mV) | Conductivity (µS/cm) | DO (mg/L) | Temperature (°C) | Turbidity (NTU) | Depth to Water (feet) |
|---|---|---|---|---|---|---|---|
| MR-AP-MW-3D | 6.59 | -38.1 | 1010.5 | 0.18 | 17.18 | 8.62 | 107.97 |
| MR-AP-MW-4 | 5.99 | 59.9 | 1025.4 | 0.11 | 19.46 | 5.14 | 42 |
| MR-AP-MW-5 | 6.26 | 75.9 | 1595.6 | 0.1 | 16.38 | 0.07 | Artesian |
| MR-AP-MW-6 | 5.98 | 51.1 | 1174.1 | 0.09 | 18.14 | 0.12 | Artesian |

Alabama Power
General Test Laboratory
744 County Road 87, GSC #8
Calera, AL 35040
205-664-6001

# *Analytical Report*

Alabama Power

**Sample Group :** WMWMILAP_1259

**Project/Site :** Miller Ash Pond
Quinton, AL 35130

**For :** Southern Company Services
3535 Colonnade Parkway
Birmingham, AL 35243

**Attention :** Brooks, Dyer, Redwine, Mitchell, & Vlassopoulos

**Released By :** Laura Midkiff
lbmidkif@southernco.com
(205) 664-6197

Alabama Power
General Test Laboratory
744 County Road 87, GSC #8
Calera, AL 35040
(205) 664-6001

March 17, 2020

Dear Dustin Brooks,

Enclosed are the analytical results for sample(s) received by the laboratory on February 11, 2020.
All results reported herein conform to the laboratory's most current Quality Assurance Manual. Results marked with an asterisk conform to the most current applicable TNI/NELAC requirements. Exceptions will be noted in the body of the report.

Laboratory certification ID: E571114
Issued By: State of Florida, Department of Health
Expiration: June 30, 2020

If you have any questions concerning this report, please feel free to contact me.

Sincerely,

Quality Control: Laura Midkiff
Digitally signed by Laura Midkiff
DN: cn=Laura Midkiff, o=Alabama Power Company, ou=Environmental Affairs, email=lbmidkif@southernco.com, c=US
Date: 2020.03.18 09:59:05 -05'00'

Supervision: T. Durant Maske
Digitally signed by T. Durant Maske
DN: cn=T. Durant Maske, o=Alabama Power Company, ou=Environmental Affairs, email=tdmaske@southernco.com, c=US
Date: 2020.03.18 13:43:35 -05'00'

**REPORT OF LABORATORY ANALYSIS**

**This Certificate states the physical and/or chemical characteristics of the sample as submitted.
This document shall not be reproduced, except in full, without written consent from
Alabama Power's General Test Laboratory.**

Alabama Power
General Test Laboratory
744 County Road 87, GSC #8
Calera, AL 35040

# *Case Narrative*

Alabama Power

Total Metals ICP

Miller Ash Pond

WMWMILAP_1259

1. This report consists of all MWs and corresponding Lab IDs listed on the Chain of Custody.
2. Refer to comments on Chain of Custody for information regarding sample receipt.
3. All standards and solutions are NIST/ISO/IEC/Guide 34 traceable and were used within their recommended shelf life.

| Sample ID | Batch ID | Project ID |
|---|---|---|
| BA02727 | 666093 | WMWMILAP_1259 |
| BA02728 | 666093 | WMWMILAP_1259 |
| BA02729 | 666093 | WMWMILAP_1259 |
| BA02730 | 666093 | WMWMILAP_1259 |
| BA02731 | 666093 | WMWMILAP_1259 |
| BA02732 | 666093 | WMWMILAP_1259 |
| BA02733 | 666093 | WMWMILAP_1259 |

4. All of the above samples were analyzed by EPA 200.7 and prepared by EPA 1638.
5. All samples were prepared and analyzed within the established hold times.
6. All in house quality control procedures were followed, as described below.

General Quality Control Procedures:

- Prior to sample analysis, an initial calibration verification (ICV) was analyzed and all criteria were met.
- Following the ICV, an initial calibration blank (ICB) was analyzed and was below the limit of quantitation for all requested analytes.
- All continued calibration verification (CCV) were within the acceptance criteria for the requested analytes.
- All continued calibration blanks (CCB) were below the limit of quantitation for the requested analytes.
- A preparation method blank and laboratory control sample were digested and analyzed with the samples in each digestion batch.
- All laboratory control sample criteria were met.
- The method blank associated with each digestion batch passed all acceptance criteria for all requested analytes.
- The spectral interference check associated with EPA 200.7 was analyzed and all acceptance criteria were met.
- All sample internal standard criteria were met.
- The high standard readbacks associated with EPA 200.7 were within acceptance criteria.

- It is noted that the QC summary page typically provides the QC results from the original batch analytical sequence. If dilutions were subsequently performed to bring sample concentrations within the calibration range, any additional QC data from the dilution analyses may need to be obtained from the laboratory. Any qualifications applied to original analyses or dilution re-analyses are based upon QC data available at the time of review.

Matrix Specific Quality Control Procedures:

Similarity of matrix and therefore relevance of matrix specific QC results should not be automatically inferred for any sample other than the sample selected for QC.

- A matrix spike and matrix spike duplicate were digested and analyzed with each ICP batch. All acceptance criteria for accuracy were met.
- A matrix spike and matrix spike duplicate were digested and analyzed with each ICP batch. All acceptance criteria for precision were met.

7. The following samples were diluted due to the analyzed sample concentration being greater than the high standard of the calibration curve:

| Sample ID | Analyte | Dilution Factor |
|---|---|---|
| BA02727 | Calcium, Sodium | 10.15 |
| BA02728 | Calcium | 10.15 |
| BA02729 | Calcium, Iron, Sodium | 10.15 |
| BA02730 | Calcium, Iron, Sodium | 10.15 |
| BA02731 | Calcium, Sodium | 10.15 |

8. The raw data results are shown with dilution factors included.

Alabama Power
General Test Laboratory
744 County Road 87, GSC #8
Calera, AL 35040

# Case Narrative

Alabama Power

Dissolved Metals ICP

Miller Ash Pond

WMWMILAP_1259

1. This report consists of all MWs and corresponding Lab IDs listed on the Chain of Custody.
2. Refer to comments on Chain of Custody for information regarding sample receipt.
3. All standards and solutions are NIST/ISO/IEC/Guide 34 traceable and were used within their recommended shelf life.

| Sample ID | Batch ID | Project ID |
|---|---|---|
| BA02727 | 666083 | WMWMILAP_1259 |
| BA02728 | 666083 | WMWMILAP_1259 |
| BA02729 | 666083 | WMWMILAP_1259 |
| BA02730 | 666083 | WMWMILAP_1259 |
| BA02731 | 666083 | WMWMILAP_1259 |

4. All of the above samples were analyzed and prepared by EPA 200.7 for dissolved analysis.
5. All samples were prepared and analyzed within the established hold times.
6. All in house quality control procedures were followed, as described below.

General Quality Control Procedures:

- Prior to sample analysis, an initial calibration verification (ICV) was analyzed and all criteria were met.
- Following the ICV, an initial calibration blank (ICB) was analyzed and was below the limit of quantitation for all requested analytes.
- All continued calibration verification (CCV) were within the acceptance criteria for the requested analytes.
- All continued calibration blanks (CCB) were below the limit of quantitation for the requested analytes.
- Due to no filtered method blank (MB) or laboratory control sample (LCS) submitted with the sample set, an unfiltered MB and LCS were analyzed with the samples in each batch.
- All laboratory control sample criteria were met.
- The method blank associated with each batch passed all acceptance criteria for all requested analytes.
- The spectral interference check associated with EPA 200.7 was analyzed and all acceptance criteria were met.
- All sample internal standard criteria were met.
- The high standard readbacks associated with EPA 200.7 were within acceptance criteria.
- It is noted that the QC summary page typically provides the QC results from the original batch analytical sequence. If dilutions were subsequently performed to bring sample concentrations within the calibration range, any additional QC data from the dilution analyses may need to be obtained from the laboratory. Any qualifications applied to original analyses or dilution re-analyses are based upon QC data available at the time of review.

Matrix Specific Quality Control Procedures:

Similarity of matrix and therefore relevance of matrix specific QC results should not be automatically inferred for any sample other than the sample selected for QC.

- A matrix spike and matrix spike duplicate were analyzed with each ICP batch. All acceptance criteria for accuracy were met.
- A matrix spike and matrix spike duplicate were analyzed with each ICP batch. All acceptance criteria for precision were met.

7. The following samples were diluted due to the analyzed sample concentration being greater than the high standard of the calibration curve:

| Sample ID | Analyte | Dilution Factor |
|---|---|---|
| BA02729 | Iron | 10.15 |
| BA02730 | Iron | 10.15 |

8. The raw data results are shown with dilution factors included.

Alabama Power
General Test Laboratory
744 County Road 87, GSC #8
Calera, AL 35040

# Case Narrative

Alabama Power

Total Metals ICPMS

Miller Ash Pond

WMWMILAP_1259

1. This report consists of all MWs and corresponding Lab IDs listed on the Chain of Custody.
2. Refer to comments on Chain of Custody for information regarding sample receipt.
3. All standards and solutions are NIST/ISO/IEC/Guide 34 traceable and were used within their recommended shelf life.

| Sample ID | Batch ID | Project ID |
|---|---|---|
| BA02727 | 666558 | WMWMILAP_1259 |
| BA02728 | 666558 | WMWMILAP_1259 |
| BA02729 | 666558 | WMWMILAP_1259 |
| BA02730 | 666558 | WMWMILAP_1259 |
| BA02731 | 666558 | WMWMILAP_1259 |
| BA02732 | 666558 | WMWMILAP_1259 |
| BA02733 | 666558 | WMWMILAP_1259 |

4. All of the above samples were analyzed by EPA 200.8 and prepared by EPA 1638.
5. All samples were prepared and analyzed within the established hold times.
6. All in house quality control procedures were followed, as described below.

General Quality Control Procedures:

- All tune and calibration met criteria for all requested analytes.
- Prior to sample analysis, an initial calibration verification (ICV) was analyzed and all criteria were met.
- Following the ICV, an initial calibration blank (ICB) was analyzed and was below the limit of quantitation for all requested analytes.
- All continued calibration verification (CCV) were within the acceptance criteria for the requested analytes.
- All continued calibration blanks (CCB) were below the limit of quantitation for the requested analytes.
- A preparation method blank and laboratory control sample were digested and analyzed with the samples in each digestion batch.
- All laboratory control sample criteria were met.
- The method blank associated with each digestion batch passed all acceptance criteria for all requested analytes.
- The interference check samples associated with EPA 200.8 were analyzed and passed for all requested analytes.
- All sample internal standard criteria were met.

Matrix Specific Quality Control Procedures:

Similarity of matrix and therefore relevance of matrix specific QC results should not be automatically inferred for any sample other than the sample selected for QC.

- A matrix spike and matrix spike duplicate were digested and analyzed with each ICPMS batch. All acceptance criteria for accuracy were met.
- A matrix spike and matrix spike duplicate were digested and analyzed with each ICPMS batch. All acceptance criteria for precision were met.

7. The following samples were diluted due to the analyzed sample concentration being greater than the high standard of the calibration curve:

| Sample ID | Analyte | Dilution Factor |
|---|---|---|
| BA02727 | Manganese | 5.075 |
| BA02728 | Manganese | 5.075 |
| BA02729 | Manganese | 5.075 |
| BA02730 | Manganese | 5.075 |
| BA02731 | Manganese | 5.075 |

8. The raw data results are shown with dilution factors included.

Alabama Power
General Test Laboratory
744 County Road 87, GSC #8
Calera, AL 35040

# *Case Narrative*

Alabama Power

Dissolved Metals ICPMS

Miller Ash Pond

WMWMILAP_1259

1. This report consists of all MWs and corresponding Lab IDs listed on the Chain of Custody.
2. Refer to comments on Chain of Custody for information regarding sample receipt.
3. All standards and solutions are NIST/ISO/IEC/Guide 34 traceable and were used within their recommended shelf life.

| Sample ID | Batch ID | Project ID |
|---|---|---|
| BA02727 | 666531 | WMWMILAP_1259 |
| BA02728 | 666531 | WMWMILAP_1259 |
| BA02729 | 666531 | WMWMILAP_1259 |
| BA02730 | 666531 | WMWMILAP_1259 |
| BA02731 | 666531 | WMWMILAP_1259 |

4. All of the above samples were analyzed and prepared by EPA 200.8 for dissolved analysis.
5. All samples were prepared and analyzed within the established hold times.
6. All in house quality control procedures were followed, as described below.

General Quality Control Procedures:

- All tune and calibration met criteria for all requested analytes.
- Prior to sample analysis, an initial calibration verification (ICV) was analyzed and all criteria were met.
- Following the ICV, an initial calibration blank (ICB) was analyzed and was below the limit of quantitation for all requested analytes.
- All continued calibration verification (CCV) were within the acceptance criteria for the requested analytes.
- All continued calibration blanks (CCB) were below the limit of quantitation for the requested analytes.
- Due to no filtered method blank (MB) or laboratory control sample (LCS) submitted with the sample set, an unfiltered MB and LCS were analyzed with the samples in each batch.
- All laboratory control sample criteria were met.
- The method blank associated with each preparation batch passed all acceptance criteria for all requested analytes.
- The interference check samples associated with EPA 200.8 were analyzed and passed for all requested analytes.
- All sample internal standard criteria were met.

Matrix Specific Quality Control Procedures:

Similarity of matrix and therefore relevance of matrix specific QC results should not be automatically inferred for any sample other than the sample selected for QC.

- A matrix spike and matrix spike duplicate were analyzed with each ICPMS batch. All acceptance criteria for accuracy were met.
- A matrix spike and matrix spike duplicate were analyzed with each ICPMS batch. All acceptance criteria for precision were met.

7. The following samples were diluted due to the analyzed sample concentration being greater than the high standard of the calibration curve:

| Sample ID | Analyte | Dilution Factor |
|---|---|---|
| BA02727 | Manganese | 5.075 |
| BA02728 | Manganese | 5.075 |
| BA02729 | Manganese | 5.075 |
| BA02730 | Manganese | 5.075 |
| BA02731 | Manganese | 5.075 |

8. The raw data results are shown with dilution factors included.

Alabama Power
General Test Laboratory
744 County Road 87, GSC #8
Calera, AL 35040

# *Case Narrative*

Alabama Power

Anions

Miller Ash Pond

WMWMILAP_1259

1. This report consists of all MWs and corresponding Lab IDs listed on the Chain of Custody.
2. Refer to comments on Chain of Custody for information regarding sample receipt.
3. All standards and solutions are NIST/ISO/IEC/Guide 34 traceable and were used within their recommended shelf life.

| Sample ID | Batch ID | Project ID |
|---|---|---|
| BA02727 | 666406, 666408, & 666712 | WMWMILAP_1259 |
| BA02728 | 666406, 666408, & 666712 | WMWMILAP_1259 |
| BA02729 | 666406, 666408, & 666712 | WMWMILAP_1259 |
| BA02730 | 666406, 666408, & 666712 | WMWMILAP_1259 |
| BA02731 | 666406, 666408, & 666712 | WMWMILAP_1259 |
| BA02732 | 666406, 666408, & 666712 | WMWMILAP_1259 |
| BA02733 | 666406, 666408, & 666712 | WMWMILAP_1259 |

4. All of the above samples were analyzed and prepared by SM4500 Cl E, SM4500 F G, and SM4500 SO4 E.
5. All samples were prepared and analyzed within the established hold times.
6. All in house quality control procedures were followed, as described below.

General Quality Control Procedures:

- All calibration met criteria for the requested analyte.
- Prior to sample analysis, an initial calibration verification (ICV), and all criteria were met.
- Prior to sample analysis, an initial calibration blank (ICB) was analyzed and was below the method detection limit for the requested analyte.
- All continued calibration verification (CCV) were within the acceptance criteria for the requested analyte.
- All continued calibration blanks (CCB) were below the limit of quantitation for the requested analyte.
- It is noted that the QC summary page typically provides the QC results from the original batch analytical sequence. If dilutions were subsequently performed to bring sample concentrations within the calibration range, any additional QC data from the dilution analyses may need to be obtained from the laboratory. Any qualifications applied to original analyses or dilution re-analyses are based upon QC data available at the time of review.

Matrix Specific Quality Control Procedures:

Similarity of matrix and therefore relevance of matrix specific QC results should not be automatically inferred for any sample other than the sample selected for QC.

- A matrix spike was analyzed with each batch. Acceptance criteria for accuracy were met.
- A sample duplicate was analyzed with each batch. Acceptance criteria for precision were met.

7. The following samples were diluted due to the analyzed sample concentration being greater than the high standard of the calibration curve:

| Sample ID | Analyte | Dilution Factor |
|---|---|---|
| BA02727 | Chloride & Sulfate | 3 & 50 |
| BA02728 | Chloride & Sulfate | 3 & 50 |
| BA02729 | Chloride & Sulfate | 3 & 50 |
| BA02730 | Chloride & Sulfate | 3 & 50 |
| BA02731 | Chloride & Sulfate | 3 & 50 |

8. The raw data results are shown with dilution factors included.

Alabama Power
General Test Laboratory
744 County Road 87, GSC #8
Calera, AL 35040

# *Case Narrative*

Alabama Power

Alkalinity

Miller Ash Pond

WMWMILAP_1259

1. This report consists of all MWs and corresponding Lab IDs listed on the Chain of Custody.
2. Refer to comments on Chain of Custody for information regarding sample receipt.
3. All standards and solutions are NIST/ISO/IEC/Guide 34 traceable and were used within their recommended shelf life.

| Sample ID | Batch ID | Project ID |
|---|---|---|
| BA02727 | 666975 & 666976 | WMWMILAP_1259 |
| BA02728 | 666975 & 666976 | WMWMILAP_1259 |
| BA02729 | 666975 & 666976 | WMWMILAP_1259 |
| BA02730 | 666975 & 666976 | WMWMILAP_1259 |
| BA02731 | 666975 & 666976 | WMWMILAP_1259 |

4. All of the above samples were analyzed by Standard Method 2320B.
5. All samples were analyzed within the established hold times.
6. All in house quality control procedures were followed, as described below.

General Quality Control Procedures:

- An initial pH check was analyzed with each batch. The acceptance criteria were met.
- A final pH check was analyzed with each batch. The acceptance criteria were met.
- An alkalinity laboratory control sample was analyzed with each batch. Range criteria of within 10% of true value was met.
- An alkalinity sample duplicate was analyzed with each batch. Precision criteria less than 10 RPD was met.

Alabama Power
General Test Laboratory
744 County Road 87, GSC #8
Calera, AL 35040

# *Case Narrative*

Alabama Power

Total Organic Carbon by High Temperature Combustion

Miller Ash Pond

WMWMILAP_1259

1. This report consists of all MWs and corresponding Lab IDs listed on the Chain of Custody.
2. Refer to comments on Chain of Custody for information regarding sample receipt.
3. All standards and solutions are NIST/ISO/IEC/Guide 34 traceable and were used within their recommended shelf life.

| Sample ID | Batch ID | Project ID |
|---|---|---|
| BA02727 | 666905 | WMWMILAP_1259 |
| BA02728 | 666905 | WMWMILAP_1259 |
| BA02729 | 666905 | WMWMILAP_1259 |
| BA02730 | 666905 | WMWMILAP_1259 |
| BA02731 | 666905 | WMWMILAP_1259 |
| BA02732 | 666905 | WMWMILAP_1259 |
| BA02733 | 666905 | WMWMILAP_1259 |

4. All of the above samples were analyzed by Standard Method 5310B.
5. All samples were analyzed within the established hold times.
6. All in house quality control procedures were followed, as described below.

General Quality Control Procedures:

- All calibration criteria was met.
- Prior to sample analysis, an initial calibration verification (ICV) was analyzed and met all criteria.
- Prior to sample analysis, an initial calibration blank (ICB) was analyzed and were <1/2RL.
- All continued calibration verification (CCV) were within the acceptance range.
- All continued calibration blanks (CCB) were <1/2RL.
- Matrix Specific QC:
    - A sample duplicate was run and criteria for precision was met.
    - A matrix spike was run and criteria for accuracy was met.

7. All samples were analyzed without a dilution factor.

Alabama Power
General Test Laboratory
744 County Road 87, GSC #8
Calera, AL 35040

# Case Narrative

Alabama Power

Nitrate/Nitrite, Nitrite, and ortho-Phosphate

Miller Ash Pond

WMWMILAP_1259

1. This report consists of all MWs and corresponding Lab IDs listed on the Chain of Custody.
2. Refer to comments on Chain of Custody for information regarding sample receipt.
3. All standards and solutions are NIST/ISO/IEC/Guide 34 traceable and were used within their recommended shelf life.

| Sample ID | Batch ID | Project ID |
|---|---|---|
| BA02727 | 666246, 666245, & 666247 | WMWMILAP_1259 |
| BA02728 | 666246, 666245, & 666247 | WMWMILAP_1259 |
| BA02729 | 666246, 666245, & 666247 | WMWMILAP_1259 |
| BA02730 | 666246, 666245, & 666247 | WMWMILAP_1259 |
| BA02731 | 666246, 666245, & 666247 | WMWMILAP_1259 |
| BA02732 | 666246, 666245, & 666247 | WMWMILAP_1259 |
| BA02733 | 666246, 666245, & 666247 | WMWMILAP_1259 |

4. All of the above samples were analyzed by $NO_x$ and $NO_2$ by EPA 353.2 and $PO_4$ by SM 4500P-F.
5. All samples were prepared and analyzed within the established hold times.
6. All in house quality control procedures were followed, as described below.

General Quality Control Procedures:

- Water baseline report was run and met criteria.
- All calibration met criteria for the requested analytes.
- Prior to sample analysis, an initial calibration verification (ICV) was analyzed and met all criteria.
- All continued calibration verification (CCV) were within the acceptance criteria.

EPA 353.2 Specific QC:

- For $NO_x$: Prior to sample analysis, Cadmium coil reduction efficiency check met criteria.
- Prior to sample analysis, an initial calibration blank (ICB) was analyzed and were below limit of detection.
- All continued calibration blanks (CCB) were below the limit of detection.
- Matrix Specific QC:
    - A sample duplicate was run and criteria for precision was met.
    - A matrix spike was run and criteria for accuracy was met.

SM 4500P-F Specific QC:

- Prior to sample analysis, an initial calibration blank (ICB) was analyzed and were below half the limit of quantitation.
- All continued calibration blanks (CCB) were below half the limit of quantitation.
- Matrix Specific QC:
    - A matrix spike was run and criteria for accuracy was met.
    - A matrix spike duplicate was run and criteria for precision was met.

7. All samples were analyzed without dilution.
8. The raw data results are shown with dilution factors included.

Alabama Power
General Test Laboratory
744 County Road 87, GSC #8
Calera, AL 35040

# *Certificate Of Analysis*

Alabama Power

## Revised Copy

**Description:** Miller Ash Pond - MR-AP- MW-3D

**Location Code:** WMWMILAP
**Collected:** 2/10/20 12:35
**Customer ID:**
**Submittal Date:** 2/11/20 08:49

**Laboratory ID Number:** BA02727

| Name | Prepared | Analyzed | Vio Spec | DF | Results | Units | MDL | RL | Q |
|---|---|---|---|---|---|---|---|---|---|
| ***Analytical Method: EPA 200.7*** | ***Analyst: RDA*** | | | | ***Preparation Method: EPA 1638*** | | | | |
| * Boron, Total | 2/13/20 15:35 | 2/14/20 10:58 | | 1.015 | 0.446 | mg/L | 0.03 | 0.1 | |
| * Calcium, Total | 2/13/20 15:35 | 2/14/20 12:29 | | 10.15 | 167 | mg/L | 1.015 | 5.075 | |
| Silicon, Total | 2/13/20 15:35 | 2/14/20 10:58 | | 1.015 | 5.36 | mg/L | 0.03 | 0.3 | |
| * Iron, Total | 2/13/20 15:35 | 2/14/20 10:58 | | 1.015 | 3.97 | mg/L | 0.02 | 0.05 | |
| * Lithium, Total | 2/13/20 15:35 | 2/14/20 10:58 | | 1.015 | 0.116 | mg/L | 0.01 | 0.02 | |
| * Magnesium, Total | 2/13/20 15:35 | 2/14/20 10:58 | | 1.015 | 36.3 | mg/L | 0.1 | 0.5 | |
| Silica, Total (calc.) | 2/13/20 15:35 | 2/14/20 10:58 | | 1 | 11.5 | mg/L | | | |
| * Sodium, Total | 2/13/20 15:35 | 2/14/20 12:29 | | 10.15 | 69.2 | mg/L | 1.015 | 5.075 | |
| ***Analytical Method: EPA 200.7*** | ***Analyst: RDA*** | | | | | | | | |
| * Iron, Dissolved | 2/11/20 11:01 | 2/11/20 13:48 | | 1.015 | 2.73 | mg/L | 0.02 | 0.05 | |
| ***Analytical Method: EPA 200.8*** | ***Analyst: DLJ*** | | | | ***Preparation Method: EPA 1638*** | | | | |
| * Antimony, Total | 2/11/20 09:57 | 2/11/20 15:57 | | 1.015 | Not Detected | mg/L | 0.0008 | 0.003 | U |
| * Arsenic, Total | 2/11/20 09:57 | 2/11/20 15:57 | | 1.015 | 0.0153 | mg/L | 0.001 | 0.005 | |
| * Aluminum, Total | 2/11/20 09:57 | 2/11/20 15:57 | | 1.015 | 0.155 | mg/L | 0.02 | 0.06 | |
| * Barium, Total | 2/11/20 09:57 | 2/11/20 15:57 | | 1.015 | 0.0281 | mg/L | 0.002 | 0.01 | |
| * Beryllium, Total | 2/11/20 09:57 | 2/11/20 15:57 | | 1.015 | Not Detected | mg/L | 0.0006 | 0.003 | U |
| * Cadmium, Total | 2/11/20 09:57 | 2/11/20 15:57 | | 1.015 | Not Detected | mg/L | 0.0003 | 0.001 | U |
| * Chromium, Total | 2/11/20 09:57 | 2/11/20 15:57 | | 1.015 | Not Detected | mg/L | 0.002 | 0.01 | U |
| * Cobalt, Total | 2/11/20 09:57 | 2/11/20 15:57 | | 1.015 | 0.00493 | mg/L | 0.002 | 0.005 | J |
| * Lead, Total | 2/11/20 09:57 | 2/11/20 15:57 | | 1.015 | Not Detected | mg/L | 0.001 | 0.005 | U |
| * Molybdenum, Total | 2/11/20 09:57 | 2/11/20 15:57 | | 1.015 | 0.0258 | mg/L | 0.002 | 0.01 | |
| * Manganese, Total | 2/11/20 09:57 | 2/13/20 11:07 | | 5.075 | 1.72 | mg/L | 0.005075 | 0.025375 | |
| * Potassium, Total | 2/11/20 09:57 | 2/11/20 15:57 | | 1.015 | 6.55 | mg/L | 0.3 | 2.5 | |
| * Selenium, Total | 2/11/20 09:57 | 2/11/20 15:57 | | 1.015 | Not Detected | mg/L | 0.002 | 0.01 | U |
| * Thallium, Total | 2/11/20 09:57 | 2/11/20 15:57 | | 1.015 | Not Detected | mg/L | 0.0002 | 0.001 | U |
| ***Analytical Method: EPA 200.8*** | ***Analyst: DLJ*** | | | | | | | | |
| * Antimony, Dissolved | 2/11/20 11:01 | 2/11/20 11:42 | | 1.015 | Not Detected | mg/L | 0.0008 | 0.003 | U |
| * Aluminum, Dissolved | 2/11/20 11:01 | 2/11/20 11:42 | | 1.015 | Not Detected | mg/L | 0.02 | 0.06 | U |
| * Arsenic, Dissolved | 2/11/20 11:01 | 2/11/20 11:42 | | 1.015 | 0.00962 | mg/L | 0.001 | 0.005 | |
| * Beryllium, Dissolved | 2/11/20 11:01 | 2/11/20 11:42 | | 1.015 | Not Detected | mg/L | 0.0006 | 0.003 | U |

MDL's and RL's are adjusted for sample dilution, as applicable

**Comments:** Revised Copy: Customer requested total and dissolved aluminum. LBM 3/6/2020
The client submitted filtered samples for dissolved analysis, but no MB or LCS were submitted.
Therefore, dissolved data is qualified. LBM 3/2/2020

Reported: 3/17/2020
Version: 3.1
COA_CCR

Alabama Power
General Test Laboratory
744 County Road 87, GSC #8
Calera, AL 35040

# *Certificate Of Analysis*

Alabama Power

## Revised Copy

**Description:** Miller Ash Pond - MR-AP- MW-3D

**Location Code:** WMWMILAP
**Collected:** 2/10/20 12:35
**Customer ID:**
**Submittal Date:** 2/11/20 08:49

**Laboratory ID Number:** BA02727

| Name | Prepared | Analyzed | Vio Spec | DF | Results | Units | MDL | RL | Q |
|---|---|---|---|---|---|---|---|---|---|
| * Cadmium, Dissolved | 2/11/20 11:01 | 2/11/20 11:42 | | 1.015 | Not Detected | mg/L | 0.0003 | 0.001 | U |
| * Chromium, Dissolved | 2/11/20 11:01 | 2/11/20 11:42 | | 1.015 | Not Detected | mg/L | 0.002 | 0.01 | U |
| * Cobalt, Dissolved | 2/11/20 11:01 | 2/11/20 11:42 | | 1.015 | 0.00463 | mg/L | 0.002 | 0.005 | J |
| * Lead, Dissolved | 2/11/20 11:01 | 2/11/20 11:42 | | 1.015 | Not Detected | mg/L | 0.001 | 0.005 | U |
| * Molybdenum, Dissolved | 2/11/20 11:01 | 2/11/20 11:42 | | 1.015 | 0.0245 | mg/L | 0.002 | 0.01 | |
| * Manganese, Dissolved | 2/11/20 11:01 | 2/13/20 10:36 | | 5.075 | 1.68 | mg/L | 0.005075 | 0.025375 | |
| * Selenium, Dissolved | 2/11/20 11:01 | 2/11/20 11:42 | | 1.015 | Not Detected | mg/L | 0.002 | 0.01 | U |
| * Thallium, Dissolved | 2/11/20 11:01 | 2/11/20 11:42 | | 1.015 | Not Detected | mg/L | 0.0002 | 0.001 | U |
| ***Analytical Method: EPA 353.2*** | ***Analyst: CES*** | | | | | | | | |
| * Nitrogen, Nitrate/Nitrite | 2/11/20 16:14 | 2/11/20 16:14 | | 1 | Not Detected | mg/L as N | 0.20 | 0.3 | U |
| Nitrogen, Nitrate (calc.) | 2/11/20 16:14 | 2/11/20 16:14 | | 1 | Not Detected | mg/L as N | | | U |
| Nitrogen, Nitrite | 2/11/20 14:11 | 2/11/20 14:11 | | 1 | Not Detected | mg/L as N | 0.20 | 0.3 | U |
| ***Analytical Method: SM 2320 B*** | ***Analyst: JAG*** | | | | | | | | |
| Alkalinity, Total as CaCO3 | 2/20/20 13:30 | 2/20/20 14:00 | | 1 | 181 | mg/L | | 0.1 | |
| ***Analytical Method: SM 4500CO2 D*** | ***Analyst: JAG*** | | | | | | | | |
| Bicarbonate Alkalinity, (calc.) | 2/20/20 13:30 | 2/20/20 14:00 | | 1 | 181 | mg/L | | | |
| Carbonate Alkalinity, (calc.) | 2/20/20 13:30 | 2/20/20 14:00 | | 1 | 0.14 | mg/L | | | |
| ***Analytical Method: SM 4500PF-OP*** | ***Analyst: CES*** | | | | | | | | |
| Ortho Phosphate | 2/11/20 17:07 | 2/11/20 17:07 | | 1 | Not Detected | mg/L as P | 0.010 | 0.03 | U |
| ***Analytical Method: SM 5310 B*** | ***Analyst: HRG*** | | | | | | | | |
| * Total Organic Carbon | 2/17/20 15:40 | 2/17/20 15:40 | | 1 | 2.87 | mg/L | 1.00 | 2 | |
| ***Analytical Method: SM4500Cl E*** | ***Analyst: JCC*** | | | | | | | | |
| * Chloride | 2/14/20 10:02 | 2/14/20 10:02 | | 3 | 33.3 | mg/L | 1.50 | 3 | |
| ***Analytical Method: SM4500F G 2017*** | ***Analyst: JCC*** | | | | | | | | |
| * Fluoride | 2/14/20 14:10 | 2/14/20 14:10 | | 1 | 0.40 | mg/L | 0.05 | 0.1 | |
| ***Analytical Method: SM4500SO4 E*** | ***Analyst: JCC*** | | | | | | | | |
| * Sulfate | 2/17/20 14:05 | 2/17/20 14:05 | | 50 | 517 | mg/L | 25.00 | 50 | |

MDL's and RL's are adjusted for sample dilution, as applicable

**Comments:** Revised Copy: Customer requested total and dissolved aluminum. LBM 3/6/2020
The client submitted filtered samples for dissolved analysis, but no MB or LCS were submitted.
Therefore, dissolved data is qualified. LBM 3/2/2020

Reported: 3/17/2020
Version: 3.1
COA_CCR

Alabama Power
General Test Laboratory
744 County Road 87, GSC #8
Calera, AL 35040

# *Batch QC Summary*

Alabama Power

## Revised Copy

**Customer Account:** WMWMILAP
**Sample Date:** 2/10/20 12:35
**Customer ID:**
**Delivery Date:** 2/11/20 08:49

**Description**: Miller Ash Pond - MR-AP- MW-3D

**Laboratory ID Number:** BA02727

| Sample | Analysis | Units | MB | MB Limit | Spike | MS | MSD | Standard | Standard Limit | Rec | Rec Limit | Prec | Prec Limit |
|---|---|---|---|---|---|---|---|---|---|---|---|---|---|
| BA02731 | Iron, Dissolved | mg/L | 0.000852 | 0.0176 | 0.2 | 2.89 | 2.90 | 0.203 | 0.17 to 0.23 | 85.0 | 70 to 130 | 0.345 | 20 |
| BA02731 | Antimony, Dissolved | mg/L | 0.000167 | 0.00066 | 0.10 | 0.0853 | 0.0813 | 0.0920 | 0.085 to 0.115 | 85.3 | 70 to 130 | 4.80 | 20 |
| BA02733 | Lithium, Total | mg/L | 0.00000501 | 0.0154 | 0.20 | 0.200 | 0.198 | 0.199 | 0.17 to 0.23 | 100 | 70 to 130 | 1.01 | 20 |
| BA02733 | Thallium, Total | mg/L | 0.0000151 | 0.0001474 | 0.10 | 0.105 | 0.103 | 0.101 | 0.085 to 0.115 | 105 | 70 to 130 | 1.92 | 20 |
| BA02733 | Total Organic Carbon | mg/L | 0.690 | 1.00 | 10.0 | 8.74 | 8.81 | 9.64 | 9 to 11 | 87.4 | 80 to 120 | 0.798 | 20 |
| BA02731 | Manganese, Dissolved | mg/L | 0.0000237 | 0.0001474 | 0.100 | 1.82 | 1.79 | 0.101 | 0.085 to 0.115 | 130 | 70 to 130 | 1.66 | 20 |
| BA02733 | Calcium, Total | mg/L | -0.00998 | 0.1518 | 5.00 | 5.16 | 5.14 | 5.13 | 4.25 to 5.75 | 103 | 70 to 130 | 0.388 | 20 |
| BA02733 | Iron, Total | mg/L | 0.0000868 | 0.0176 | 0.2 | 0.204 | 0.203 | 0.203 | 0.17 to 0.23 | 102 | 70 to 130 | 0.491 | 20 |
| BA02731 | Thallium, Dissolved | mg/L | 0.0000112 | 0.0001474 | 0.10 | 0.101 | 0.104 | 0.103 | 0.085 to 0.115 | 101 | 70 to 130 | 2.93 | 20 |
| BA02733 | Beryllium, Total | mg/L | 0.0000443 | 0.00088 | 0.10 | 0.0947 | 0.0903 | 0.0930 | 0.085 to 0.115 | 94.7 | 70 to 130 | 4.76 | 20 |
| BA02733 | Antimony, Total | mg/L | 0.000118 | 0.00066 | 0.10 | 0.0905 | 0.0904 | 0.0926 | 0.085 to 0.115 | 90.5 | 70 to 130 | 0.111 | 20 |
| BA02733 | Silicon, Total | mg/L | -0.000664 | 0.044 | 1.00 | 1.01 | 1.01 | 0.996 | 0.850 to 1.15 | 101 | 70 to 130 | 0.00 | 20 |
| BA02731 | Aluminum, Dissolved | mg/L | 0.000678 | 0.0088 | 0.10 | 0.0968 | 0.0959 | 0.0986 | 0.085 to 0.115 | 96.8 | 70 to 130 | 0.934 | 20 |
| BA02733 | Aluminum, Total | mg/L | 0.00228 | 0.0088 | 0.10 | 0.102 | 0.103 | 0.101 | 0.085 to 0.115 | 102 | 70 to 130 | 0.976 | 20 |
| BA02733 | Barium, Total | mg/L | 0.0000235 | 0.0002 | 0.10 | 0.0959 | 0.0944 | 0.0964 | 0.085 to 0.115 | 95.9 | 70 to 130 | 1.58 | 20 |
| BA02731 | Beryllium, Dissolved | mg/L | 0.0000455 | 0.00088 | 0.10 | 0.0968 | 0.0944 | 0.0969 | 0.085 to 0.115 | 96.8 | 70 to 130 | 2.51 | 20 |
| BA02731 | Chromium, Dissolved | mg/L | -0.00000949 | 0.00044 | 0.10 | 0.0975 | 0.0972 | 0.101 | 0.085 to 0.115 | 97.5 | 70 to 130 | 0.308 | 20 |
| BA02731 | Molybdenum, Dissolved | mg/L | 0.00000559 | 0.0001474 | 0.10 | 0.121 | 0.122 | 0.0979 | 0.085 to 0.115 | 95.4 | 70 to 130 | 0.823 | 20 |
| BA02733 | Arsenic, Total | mg/L | 0.0000250 | 0.0001474 | 0.10 | 0.101 | 0.102 | 0.101 | 0.085 to 0.115 | 101 | 70 to 130 | 0.985 | 20 |
| BA02733 | Cobalt, Total | mg/L | -0.00000021 | 0.0001474 | 0.10 | 0.0982 | 0.100 | 0.0987 | 0.085 to 0.115 | 98.2 | 70 to 130 | 1.82 | 20 |
| BA02733 | Potassium, Total | mg/L | 0.00542 | 0.3674 | 10.0 | 9.93 | 10.0 | 9.84 | 8.5 to 11.5 | 99.3 | 70 to 130 | 0.702 | 20 |
| BA02733 | Magnesium, Total | mg/L | 0.00310 | 0.0462 | 5.00 | 5.07 | 5.07 | 5.08 | 4.25 to 5.75 | 101 | 70 to 130 | 0.00 | 20 |
| BA02733 | Lead, Total | mg/L | 0.0000185 | 0.0001474 | 0.10 | 0.101 | 0.100 | 0.0992 | 0.085 to 0.115 | 101 | 70 to 130 | 0.995 | 20 |
| BA02731 | Lead, Dissolved | mg/L | 0.0000154 | 0.0001474 | 0.10 | 0.0986 | 0.103 | 0.101 | 0.085 to 0.115 | 98.6 | 70 to 130 | 4.37 | 20 |

**Comments:** Revised Copy: Customer requested total and dissolved aluminum. LBM 3/6/2020
The client submitted filtered samples for dissolved analysis, but no MB or LCS were submitted.
Therefore, dissolved data is qualified. LBM 3/2/2020



Reported: 3/17/2020
Version: 3.1
COA_CCR

Alabama Power
General Test Laboratory
744 County Road 87, GSC #8
Calera, AL 35040

# *Batch QC Summary*

Alabama Power

## Revised Copy

**Customer Account:** WMWMILAP
**Sample Date:** 2/10/20 12:35
**Customer ID:**
**Delivery Date:** 2/11/20 08:49

**Description**: Miller Ash Pond - MR-AP- MW-3D

**Laboratory ID Number:** BA02727

| Sample | Analysis | Units | MB | MB Limit | Spike | MS | MSD | Standard | Standard Limit | Rec | Rec Limit | Prec | Prec Limit |
|---|---|---|---|---|---|---|---|---|---|---|---|---|---|
| BA02733 | Chromium, Total | mg/L | -0.0000419 | 0.00044 | 0.10 | 0.0995 | 0.101 | 0.1000 | 0.085 to 0.115 | 99.5 | 70 to 130 | 1.50 | 20 |
| BA02733 | Manganese, Total | mg/L | 0.0000130 | 0.0001474 | 0.10 | 0.0990 | 0.102 | 0.100 | 0.085 to 0.115 | 99.0 | 70 to 130 | 2.99 | 20 |
| BA02731 | Cadmium, Dissolved | mg/L | -0.00000055 | 0.0001474 | 0.10 | 0.0975 | 0.0945 | 0.102 | 0.085 to 0.115 | 97.5 | 70 to 130 | 3.12 | 20 |
| BA02731 | Cobalt, Dissolved | mg/L | 0.00000167 | 0.0001474 | 0.10 | 0.0995 | 0.100 | 0.0999 | 0.085 to 0.115 | 94.7 | 70 to 130 | 0.501 | 20 |
| BA02733 | Sodium, Total | mg/L | -0.0000866 | 0.044 | 5.00 | 5.05 | 5.04 | 5.05 | 4.25 to 5.75 | 101 | 70 to 130 | 0.198 | 20 |
| BA02731 | Arsenic, Dissolved | mg/L | 0.00000166 | 0.0001474 | 0.10 | 0.112 | 0.112 | 0.104 | 0.085 to 0.115 | 102 | 70 to 130 | 0.00 | 20 |
| BA02731 | Selenium, Dissolved | mg/L | 0.0000408 | 0.00066 | 0.10 | 0.0980 | 0.0986 | 0.0989 | 0.085 to 0.115 | 98.0 | 70 to 130 | 0.610 | 20 |
| BA02733 | Ortho Phosphate | mg/L as P | 0.001 | 0.015 | 0.250 | 0.250 | 0.251 | 0.242 | 0.225 to 0.275 | 100 | 80 to 120 | 0.399 | 10 |
| BA02733 | Boron, Total | mg/L | 0.00213 | 0.0650254 | 1.00 | 1.01 | 1.01 | 1.01 | 0.85 to 1.15 | 101 | 70 to 130 | 0.00 | 20 |
| BA02733 | Cadmium, Total | mg/L | -0.00000447 | 0.0001474 | 0.10 | 0.0989 | 0.1000 | 0.101 | 0.085 to 0.115 | 98.9 | 70 to 130 | 1.11 | 20 |
| BA02733 | Molybdenum, Total | mg/L | 0.00000164 | 0.0001474 | 0.10 | 0.0945 | 0.0971 | 0.0965 | 0.085 to 0.115 | 94.5 | 70 to 130 | 2.71 | 20 |
| BA02733 | Selenium, Total | mg/L | 0.0000364 | 0.00066 | 0.10 | 0.0971 | 0.0975 | 0.0977 | 0.085 to 0.115 | 97.1 | 70 to 130 | 0.411 | 20 |

**Comments:** Revised Copy: Customer requested total and dissolved aluminum. LBM 3/6/2020
The client submitted filtered samples for dissolved analysis, but no MB or LCS were submitted.
Therefore, dissolved data is qualified. LBM 3/2/2020

Alabama Power
General Test Laboratory
744 County Road 87, GSC #8
Calera, AL 35040

Alabama Power

# *Batch QC Summary*

## Revised Copy

**Customer Account:** WMWMILAP
**Sample Date:** 2/10/20 12:35
**Customer ID:**
**Delivery Date:** 2/11/20 08:49

**Description:** Miller Ash Pond - MR-AP- MW-3D

**Laboratory ID Number:** BA02727

| Sample | Analysis | Units | MB | MB Limit | Spike | MS | Sample Duplicate | Standard | Standard Limit | Rec | Rec Limit | Prec | Prec Limit |
|---|---|---|---|---|---|---|---|---|---|---|---|---|---|
| BA02731 | Alkalinity, Total as CaCO3 | mg/L | | | | | 171 | 49.9 | 45.0 to 55.0 | | | 0.587 | 10 |
| BA02733 | Sulfate | mg/L | -0.454 | 0.50 | 20.0 | 19.0 | -0.485 | 19.6 | 18 to 22 | 95.0 | 80 to 120 | 0.00 | 20 |
| BA02733 | Fluoride | mg/L | 0.0255 | 0.05 | 2.50 | 2.45 | 0.0215 | 2.53 | 2.25 to 2.75 | 98.0 | 80 to 120 | 0.00 | 20 |
| BA02733 | Nitrogen, Nitrate/Nitrite | mg/L as N | -0.06 | 0.20 | 2.00 | 1.93 | -0.032 | 1.87 | 1.8 to 2.2 | 96.5 | 90 to 110 | 0.00 | 15 |
| BA02733 | Chloride | mg/L | -0.00192 | 0.50 | 10.0 | 9.83 | 0.137 | 10.2 | 9 to 11 | 98.3 | 80 to 120 | 0.00 | 20 |
| BA02733 | Nitrogen, Nitrite | mg/L as N | 0.002 | 0.20 | 0.50 | 0.524 | 0.001 | 0.782 | 0.675 to 0.825 | 105 | 90 to 110 | 0.00 | 15 |

**Comments:** Revised Copy: Customer requested total and dissolved aluminum. LBM 3/6/2020
The client submitted filtered samples for dissolved analysis, but no MB or LCS were submitted.
Therefore, dissolved data is qualified. LBM 3/2/2020

Reported: 3/17/2020
Version: 3.1
COA_CCR

Alabama Power
General Test Laboratory
744 County Road 87, GSC #8
Calera, AL 35040

# *Certificate Of Analysis*

Alabama Power

## Revised Copy

**Description:** Miller Ash Pond - MR-AP- MW-4

**Location Code:** WMWMILAP
**Collected:** 2/10/20 16:20
**Customer ID:**
**Submittal Date:** 2/11/20 08:49

**Laboratory ID Number:** BA02728

| Name | Prepared | Analyzed | Vio Spec | DF | Results | Units | MDL | RL | Q |
|---|---|---|---|---|---|---|---|---|---|
| ***Analytical Method: EPA 200.7*** | ***Analyst: RDA*** | | | | ***Preparation Method: EPA 1638*** | | | | |
| * Boron, Total | 2/13/20 15:35 | 2/14/20 11:01 | | 1.015 | 0.463 | mg/L | 0.03 | 0.1 | |
| * Calcium, Total | 2/13/20 15:35 | 2/14/20 12:32 | | 10.15 | 214 | mg/L | 1.015 | 5.075 | |
| Silicon, Total | 2/13/20 15:35 | 2/14/20 11:01 | | 1.015 | 5.95 | mg/L | 0.03 | 0.3 | |
| * Iron, Total | 2/13/20 15:35 | 2/14/20 11:01 | | 1.015 | 0.379 | mg/L | 0.02 | 0.05 | |
| * Lithium, Total | 2/13/20 15:35 | 2/14/20 11:01 | | 1.015 | 0.0870 | mg/L | 0.01 | 0.02 | |
| * Magnesium, Total | 2/13/20 15:35 | 2/14/20 11:01 | | 1.015 | 36.0 | mg/L | 0.1 | 0.5 | |
| Silica, Total (calc.) | 2/13/20 15:35 | 2/14/20 11:01 | | 1 | 12.7 | mg/L | | | |
| * Sodium, Total | 2/13/20 15:35 | 2/14/20 11:01 | | 1.015 | 27.1 | mg/L | 0.1 | 0.5 | |
| ***Analytical Method: EPA 200.7*** | ***Analyst: RDA*** | | | | | | | | |
| * Iron, Dissolved | 2/11/20 11:01 | 2/11/20 13:51 | | 1.015 | 0.120 | mg/L | 0.02 | 0.05 | |
| ***Analytical Method: EPA 200.8*** | ***Analyst: DLJ*** | | | | ***Preparation Method: EPA 1638*** | | | | |
| * Antimony, Total | 2/11/20 09:57 | 2/11/20 15:59 | | 1.015 | Not Detected | mg/L | 0.0008 | 0.003 | U |
| * Arsenic, Total | 2/11/20 09:57 | 2/11/20 15:59 | | 1.015 | Not Detected | mg/L | 0.001 | 0.005 | U |
| * Aluminum, Total | 2/11/20 09:57 | 2/11/20 15:59 | | 1.015 | 0.0486 | mg/L | 0.02 | 0.06 | J |
| * Barium, Total | 2/11/20 09:57 | 2/11/20 15:59 | | 1.015 | 0.0145 | mg/L | 0.002 | 0.01 | |
| * Beryllium, Total | 2/11/20 09:57 | 2/11/20 15:59 | | 1.015 | Not Detected | mg/L | 0.0006 | 0.003 | U |
| * Cadmium, Total | 2/11/20 09:57 | 2/11/20 15:59 | | 1.015 | Not Detected | mg/L | 0.0003 | 0.001 | U |
| * Chromium, Total | 2/11/20 09:57 | 2/11/20 15:59 | | 1.015 | Not Detected | mg/L | 0.002 | 0.01 | U |
| * Cobalt, Total | 2/11/20 09:57 | 2/11/20 15:59 | | 1.015 | 0.0127 | mg/L | 0.002 | 0.005 | |
| * Lead, Total | 2/11/20 09:57 | 2/11/20 15:59 | | 1.015 | Not Detected | mg/L | 0.001 | 0.005 | U |
| * Molybdenum, Total | 2/11/20 09:57 | 2/11/20 15:59 | | 1.015 | Not Detected | mg/L | 0.002 | 0.01 | U |
| * Manganese, Total | 2/11/20 09:57 | 2/13/20 11:10 | | 5.075 | 3.26 | mg/L | 0.005075 | 0.025375 | |
| * Potassium, Total | 2/11/20 09:57 | 2/11/20 15:59 | | 1.015 | 8.92 | mg/L | 0.3 | 2.5 | |
| * Selenium, Total | 2/11/20 09:57 | 2/11/20 15:59 | | 1.015 | Not Detected | mg/L | 0.002 | 0.01 | U |
| * Thallium, Total | 2/11/20 09:57 | 2/11/20 15:59 | | 1.015 | Not Detected | mg/L | 0.0002 | 0.001 | U |
| ***Analytical Method: EPA 200.8*** | ***Analyst: DLJ*** | | | | | | | | |
| * Antimony, Dissolved | 2/11/20 11:01 | 2/11/20 11:45 | | 1.015 | Not Detected | mg/L | 0.0008 | 0.003 | U |
| * Aluminum, Dissolved | 2/11/20 11:01 | 2/11/20 11:45 | | 1.015 | Not Detected | mg/L | 0.02 | 0.06 | U |
| * Arsenic, Dissolved | 2/11/20 11:01 | 2/11/20 11:45 | | 1.015 | Not Detected | mg/L | 0.001 | 0.005 | U |
| * Beryllium, Dissolved | 2/11/20 11:01 | 2/11/20 11:45 | | 1.015 | Not Detected | mg/L | 0.0006 | 0.003 | U |

MDL's and RL's are adjusted for sample dilution, as applicable

**Comments:** Revised Copy: Customer requested total and dissolved aluminum. LBM 3/6/2020
The client submitted filtered samples for dissolved analysis, but no MB or LCS were submitted.
Therefore, dissolved data is qualified. LBM 3/2/2020

Reported: 3/17/2020
Version: 3.1
COA_CCR

Alabama Power
General Test Laboratory
744 County Road 87, GSC #8
Calera, AL 35040

# *Certificate Of Analysis*

Alabama Power

## Revised Copy

**Description:** Miller Ash Pond - MR-AP- MW-4

**Location Code:** WMWMILAP
**Collected:** 2/10/20 16:20
**Customer ID:**
**Submittal Date:** 2/11/20 08:49

**Laboratory ID Number:** BA02728

| Name | Prepared | Analyzed | Vio Spec | DF | Results | Units | MDL | RL | Q |
|---|---|---|---|---|---|---|---|---|---|
| * Cadmium, Dissolved | 2/11/20 11:01 | 2/11/20 11:45 | | 1.015 | Not Detected | mg/L | 0.0003 | 0.001 | U |
| * Chromium, Dissolved | 2/11/20 11:01 | 2/11/20 11:45 | | 1.015 | Not Detected | mg/L | 0.002 | 0.01 | U |
| * Cobalt, Dissolved | 2/11/20 11:01 | 2/11/20 11:45 | | 1.015 | 0.0126 | mg/L | 0.002 | 0.005 | |
| * Lead, Dissolved | 2/11/20 11:01 | 2/11/20 11:45 | | 1.015 | Not Detected | mg/L | 0.001 | 0.005 | U |
| * Molybdenum, Dissolved | 2/11/20 11:01 | 2/11/20 11:45 | | 1.015 | Not Detected | mg/L | 0.002 | 0.01 | U |
| * Manganese, Dissolved | 2/11/20 11:01 | 2/13/20 10:38 | | 5.075 | 3.34 | mg/L | 0.005075 | 0.025375 | |
| * Selenium, Dissolved | 2/11/20 11:01 | 2/11/20 11:45 | | 1.015 | Not Detected | mg/L | 0.002 | 0.01 | U |
| * Thallium, Dissolved | 2/11/20 11:01 | 2/11/20 11:45 | | 1.015 | Not Detected | mg/L | 0.0002 | 0.001 | U |
| ***Analytical Method: EPA 353.2*** | ***Analyst: CES*** | | | | | | | | |
| * Nitrogen, Nitrate/Nitrite | 2/11/20 16:15 | 2/11/20 16:15 | | 1 | Not Detected | mg/L as N | 0.20 | 0.3 | U |
| Nitrogen, Nitrate (calc.) | 2/11/20 16:15 | 2/11/20 16:15 | | 1 | Not Detected | mg/L as N | | | U |
| Nitrogen, Nitrite | 2/11/20 14:12 | 2/11/20 14:12 | | 1 | Not Detected | mg/L as N | 0.20 | 0.3 | U |
| ***Analytical Method: SM 2320 B*** | ***Analyst: JAG*** | | | | | | | | |
| Alkalinity, Total as CaCO3 | 2/20/20 13:30 | 2/20/20 14:00 | | 1 | 63.0 | mg/L | | 0.1 | |
| ***Analytical Method: SM 4500CO2 D*** | ***Analyst: JAG*** | | | | | | | | |
| Bicarbonate Alkalinity, (calc.) | 2/20/20 13:30 | 2/20/20 14:00 | | 1 | 63.0 | mg/L | | | |
| Carbonate Alkalinity, (calc.) | 2/20/20 13:30 | 2/20/20 14:00 | | 1 | 0.01 | mg/L | | | |
| ***Analytical Method: SM 4500PF-OP*** | ***Analyst: CES*** | | | | | | | | |
| Ortho Phosphate | 2/11/20 17:08 | 2/11/20 17:08 | | 1 | Not Detected | mg/L as P | 0.010 | 0.03 | U |
| ***Analytical Method: SM 5310 B*** | ***Analyst: HRG*** | | | | | | | | |
| * Total Organic Carbon | 2/17/20 15:52 | 2/17/20 15:52 | | 1 | 1.77 | mg/L | 1.00 | 2 | J |
| ***Analytical Method: SM4500Cl E*** | ***Analyst: JCC*** | | | | | | | | |
| * Chloride | 2/14/20 10:03 | 2/14/20 10:03 | | 3 | 36.9 | mg/L | 1.50 | 3 | |
| ***Analytical Method: SM4500F G 2017*** | ***Analyst: JCC*** | | | | | | | | |
| * Fluoride | 2/14/20 14:11 | 2/14/20 14:11 | | 1 | 0.218 | mg/L | 0.05 | 0.1 | |
| ***Analytical Method: SM4500SO4 E*** | ***Analyst: JCC*** | | | | | | | | |
| * Sulfate | 2/17/20 14:06 | 2/17/20 14:06 | | 50 | 640 | mg/L | 25.00 | 50 | |

MDL's and RL's are adjusted for sample dilution, as applicable

**Comments:** Revised Copy: Customer requested total and dissolved aluminum. LBM 3/6/2020
The client submitted filtered samples for dissolved analysis, but no MB or LCS were submitted.
Therefore, dissolved data is qualified. LBM 3/2/2020

Reported: 3/17/2020
Version: 3.1
COA_CCR

Alabama Power
General Test Laboratory
744 County Road 87, GSC #8
Calera, AL 35040

# *Batch QC Summary*

Revised Copy

Alabama Power

**Customer Account:** WMWMILAP
**Sample Date:** 2/10/20 16:20
**Customer ID:**
**Delivery Date:** 2/11/20 08:49

**Description**: Miller Ash Pond - MR-AP- MW-4

**Laboratory ID Number:** BA02728

| Sample | Analysis | Units | MB | MB Limit | Spike | MS | MSD | Standard | Standard Limit | Rec | Rec Limit | Prec | Prec Limit |
|---|---|---|---|---|---|---|---|---|---|---|---|---|---|
| BA02731 | Aluminum, Dissolved | mg/L | 0.000678 | 0.0088 | 0.10 | 0.0968 | 0.0959 | 0.0986 | 0.085 to 0.115 | 96.8 | 70 to 130 | 0.934 | 20 |
| BA02733 | Aluminum, Total | mg/L | 0.00228 | 0.0088 | 0.10 | 0.102 | 0.103 | 0.101 | 0.085 to 0.115 | 102 | 70 to 130 | 0.976 | 20 |
| BA02733 | Barium, Total | mg/L | 0.0000235 | 0.0002 | 0.10 | 0.0959 | 0.0944 | 0.0964 | 0.085 to 0.115 | 95.9 | 70 to 130 | 1.58 | 20 |
| BA02731 | Manganese, Dissolved | mg/L | 0.0000237 | 0.0001474 | 0.100 | 1.82 | 1.79 | 0.101 | 0.085 to 0.115 | 130 | 70 to 130 | 1.66 | 20 |
| BA02733 | Calcium, Total | mg/L | -0.00998 | 0.1518 | 5.00 | 5.16 | 5.14 | 5.13 | 4.25 to 5.75 | 103 | 70 to 130 | 0.388 | 20 |
| BA02733 | Iron, Total | mg/L | 0.0000868 | 0.0176 | 0.2 | 0.204 | 0.203 | 0.203 | 0.17 to 0.23 | 102 | 70 to 130 | 0.491 | 20 |
| BA02731 | Iron, Dissolved | mg/L | 0.000852 | 0.0176 | 0.2 | 2.89 | 2.90 | 0.203 | 0.17 to 0.23 | 85.0 | 70 to 130 | 0.345 | 20 |
| BA02731 | Antimony, Dissolved | mg/L | 0.000167 | 0.00066 | 0.10 | 0.0853 | 0.0813 | 0.0920 | 0.085 to 0.115 | 85.3 | 70 to 130 | 4.80 | 20 |
| BA02733 | Lithium, Total | mg/L | 0.00000501 | 0.0154 | 0.20 | 0.200 | 0.198 | 0.199 | 0.17 to 0.23 | 100 | 70 to 130 | 1.01 | 20 |
| BA02733 | Thallium, Total | mg/L | 0.0000151 | 0.0001474 | 0.10 | 0.105 | 0.103 | 0.101 | 0.085 to 0.115 | 105 | 70 to 130 | 1.92 | 20 |
| BA02733 | Total Organic Carbon | mg/L | 0.690 | 1.00 | 10.0 | 8.74 | 8.81 | 9.64 | 9 to 11 | 87.4 | 80 to 120 | 0.798 | 20 |
| BA02731 | Thallium, Dissolved | mg/L | 0.0000112 | 0.0001474 | 0.10 | 0.101 | 0.104 | 0.103 | 0.085 to 0.115 | 101 | 70 to 130 | 2.93 | 20 |
| BA02733 | Beryllium, Total | mg/L | 0.0000443 | 0.00088 | 0.10 | 0.0947 | 0.0903 | 0.0930 | 0.085 to 0.115 | 94.7 | 70 to 130 | 4.76 | 20 |
| BA02733 | Antimony, Total | mg/L | 0.000118 | 0.00066 | 0.10 | 0.0905 | 0.0904 | 0.0926 | 0.085 to 0.115 | 90.5 | 70 to 130 | 0.111 | 20 |
| BA02733 | Silicon, Total | mg/L | -0.000664 | 0.044 | 1.00 | 1.01 | 1.01 | 0.996 | 0.850 to 1.15 | 101 | 70 to 130 | 0.00 | 20 |
| BA02731 | Lead, Dissolved | mg/L | 0.0000154 | 0.0001474 | 0.10 | 0.0986 | 0.103 | 0.101 | 0.085 to 0.115 | 98.6 | 70 to 130 | 4.37 | 20 |
| BA02733 | Chromium, Total | mg/L | -0.0000419 | 0.00044 | 0.10 | 0.0995 | 0.101 | 0.1000 | 0.085 to 0.115 | 99.5 | 70 to 130 | 1.50 | 20 |
| BA02733 | Manganese, Total | mg/L | 0.0000130 | 0.0001474 | 0.10 | 0.0990 | 0.102 | 0.100 | 0.085 to 0.115 | 99.0 | 70 to 130 | 2.99 | 20 |
| BA02731 | Beryllium, Dissolved | mg/L | 0.0000455 | 0.00088 | 0.10 | 0.0968 | 0.0944 | 0.0969 | 0.085 to 0.115 | 96.8 | 70 to 130 | 2.51 | 20 |
| BA02731 | Chromium, Dissolved | mg/L | -0.00000949 | 0.00044 | 0.10 | 0.0975 | 0.0972 | 0.101 | 0.085 to 0.115 | 97.5 | 70 to 130 | 0.308 | 20 |
| BA02731 | Molybdenum, Dissolved | mg/L | 0.00000559 | 0.0001474 | 0.10 | 0.121 | 0.122 | 0.0979 | 0.085 to 0.115 | 95.4 | 70 to 130 | 0.823 | 20 |
| BA02733 | Arsenic, Total | mg/L | 0.0000250 | 0.0001474 | 0.10 | 0.101 | 0.102 | 0.101 | 0.085 to 0.115 | 101 | 70 to 130 | 0.985 | 20 |
| BA02733 | Cobalt, Total | mg/L | -0.00000021 | 0.0001474 | 0.10 | 0.0982 | 0.100 | 0.0987 | 0.085 to 0.115 | 98.2 | 70 to 130 | 1.82 | 20 |
| BA02733 | Potassium, Total | mg/L | 0.00542 | 0.3674 | 10.0 | 9.93 | 10.0 | 9.84 | 8.5 to 11.5 | 99.3 | 70 to 130 | 0.702 | 20 |

**Comments:** Revised Copy: Customer requested total and dissolved aluminum. LBM 3/6/2020
The client submitted filtered samples for dissolved analysis, but no MB or LCS were submitted.
Therefore, dissolved data is qualified. LBM 3/2/2020

Reported: 3/17/2020
Version: 3.1
COA_CCR

Alabama Power
General Test Laboratory
744 County Road 87, GSC #8
Calera, AL 35040

# *Batch QC Summary*

Alabama Power

## Revised Copy

**Customer Account:** WMWMILAP
**Sample Date:** 2/10/20 16:20
**Customer ID:**
**Delivery Date:** 2/11/20 08:49

**Description**: Miller Ash Pond - MR-AP- MW-4

**Laboratory ID Number:** BA02728

| Sample | Analysis | Units | MB | MB Limit | Spike | MS | MSD | Standard | Standard Limit | Rec | Rec Limit | Prec | Prec Limit |
|---|---|---|---|---|---|---|---|---|---|---|---|---|---|
| BA02733 | Magnesium, Total | mg/L | 0.00310 | 0.0462 | 5.00 | 5.07 | 5.07 | 5.08 | 4.25 to 5.75 | 101 | 70 to 130 | 0.00 | 20 |
| BA02733 | Lead, Total | mg/L | 0.0000185 | 0.0001474 | 0.10 | 0.101 | 0.100 | 0.0992 | 0.085 to 0.115 | 101 | 70 to 130 | 0.995 | 20 |
| BA02731 | Cadmium, Dissolved | mg/L | -0.00000055 | 0.0001474 | 0.10 | 0.0975 | 0.0945 | 0.102 | 0.085 to 0.115 | 97.5 | 70 to 130 | 3.12 | 20 |
| BA02731 | Cobalt, Dissolved | mg/L | 0.00000167 | 0.0001474 | 0.10 | 0.0995 | 0.100 | 0.0999 | 0.085 to 0.115 | 94.7 | 70 to 130 | 0.501 | 20 |
| BA02733 | Sodium, Total | mg/L | -0.0000866 | 0.044 | 5.00 | 5.05 | 5.04 | 5.05 | 4.25 to 5.75 | 101 | 70 to 130 | 0.198 | 20 |
| BA02731 | Arsenic, Dissolved | mg/L | 0.00000166 | 0.0001474 | 0.10 | 0.112 | 0.112 | 0.104 | 0.085 to 0.115 | 102 | 70 to 130 | 0.00 | 20 |
| BA02731 | Selenium, Dissolved | mg/L | 0.0000408 | 0.00066 | 0.10 | 0.0980 | 0.0986 | 0.0989 | 0.085 to 0.115 | 98.0 | 70 to 130 | 0.610 | 20 |
| BA02733 | Ortho Phosphate | mg/L as P | 0.001 | 0.015 | 0.250 | 0.250 | 0.251 | 0.242 | 0.225 to 0.275 | 100 | 80 to 120 | 0.399 | 10 |
| BA02733 | Boron, Total | mg/L | 0.00213 | 0.0650254 | 1.00 | 1.01 | 1.01 | 1.01 | 0.85 to 1.15 | 101 | 70 to 130 | 0.00 | 20 |
| BA02733 | Cadmium, Total | mg/L | -0.00000447 | 0.0001474 | 0.10 | 0.0989 | 0.1000 | 0.101 | 0.085 to 0.115 | 98.9 | 70 to 130 | 1.11 | 20 |
| BA02733 | Molybdenum, Total | mg/L | 0.00000164 | 0.0001474 | 0.10 | 0.0945 | 0.0971 | 0.0965 | 0.085 to 0.115 | 94.5 | 70 to 130 | 2.71 | 20 |
| BA02733 | Selenium, Total | mg/L | 0.0000364 | 0.00066 | 0.10 | 0.0971 | 0.0975 | 0.0977 | 0.085 to 0.115 | 97.1 | 70 to 130 | 0.411 | 20 |

**Comments:** Revised Copy: Customer requested total and dissolved aluminum. LBM 3/6/2020
The client submitted filtered samples for dissolved analysis, but no MB or LCS were submitted.
Therefore, dissolved data is qualified. LBM 3/2/2020

Alabama Power
General Test Laboratory
744 County Road 87, GSC #8
Calera, AL 35040

Alabama Power

# *Batch QC Summary*

## Revised Copy

**Customer Account:** WMWMILAP
**Sample Date:** 2/10/20 16:20
**Customer ID:**
**Delivery Date:** 2/11/20 08:49

**Description:** Miller Ash Pond - MR-AP- MW-4

**Laboratory ID Number:** BA02728

| Sample | Analysis | Units | MB | MB Limit | Spike | MS | Sample Duplicate | Standard | Standard Limit | Rec | Rec Limit | Prec | Prec Limit |
|---|---|---|---|---|---|---|---|---|---|---|---|---|---|
| BA02733 | Nitrogen, Nitrate/Nitrite | mg/L as N | -0.06 | 0.20 | 2.00 | 1.93 | -0.032 | 1.87 | 1.8 to 2.2 | 96.5 | 90 to 110 | 0.00 | 15 |
| BA02733 | Fluoride | mg/L | 0.0255 | 0.05 | 2.50 | 2.45 | 0.0215 | 2.53 | 2.25 to 2.75 | 98.0 | 80 to 120 | 0.00 | 20 |
| BA02731 | Alkalinity, Total as CaCO3 | mg/L | | | | | 171 | 49.9 | 45.0 to 55.0 | | | 0.587 | 10 |
| BA02733 | Chloride | mg/L | -0.00192 | 0.50 | 10.0 | 9.83 | 0.137 | 10.2 | 9 to 11 | 98.3 | 80 to 120 | 0.00 | 20 |
| BA02733 | Nitrogen, Nitrite | mg/L as N | 0.002 | 0.20 | 0.50 | 0.524 | 0.001 | 0.782 | 0.675 to 0.825 | 105 | 90 to 110 | 0.00 | 15 |
| BA02733 | Sulfate | mg/L | -0.454 | 0.50 | 20.0 | 19.0 | -0.485 | 19.6 | 18 to 22 | 95.0 | 80 to 120 | 0.00 | 20 |

**Comments:** Revised Copy: Customer requested total and dissolved aluminum. LBM 3/6/2020
The client submitted filtered samples for dissolved analysis, but no MB or LCS were submitted.
Therefore, dissolved data is qualified. LBM 3/2/2020

Alabama Power
General Test Laboratory
744 County Road 87, GSC #8
Calera, AL 35040

# *Certificate Of Analysis*

Alabama Power

## Revised Copy

**Description:** Miller Ash Pond - MR-AP- MW-5

**Location Code:** WMWMILAP
**Collected:** 2/10/20 13:00
**Customer ID:**
**Submittal Date:** 2/11/20 08:49

**Laboratory ID Number:** BA02729

| Name | Prepared | Analyzed | Vio Spec | DF | Results | Units | MDL | RL | Q |
|---|---|---|---|---|---|---|---|---|---|
| ***Analytical Method: EPA 200.7*** | ***Analyst: RDA*** | | | | ***Preparation Method: EPA 1638*** | | | | |
| * Boron, Total | 2/13/20 15:35 | 2/14/20 11:04 | | 1.015 | 0.790 | mg/L | 0.03 | 0.1 | |
| * Calcium, Total | 2/13/20 15:35 | 2/14/20 12:35 | | 10.15 | 255 | mg/L | 1.015 | 5.075 | |
| Silicon, Total | 2/13/20 15:35 | 2/14/20 11:04 | | 1.015 | 4.24 | mg/L | 0.03 | 0.3 | |
| * Iron, Total | 2/13/20 15:35 | 2/14/20 12:35 | | 10.15 | 4.64 | mg/L | 0.203 | 0.5075 | |
| * Lithium, Total | 2/13/20 15:35 | 2/14/20 11:04 | | 1.015 | 0.256 | mg/L | 0.01 | 0.02 | |
| * Magnesium, Total | 2/13/20 15:35 | 2/14/20 11:04 | | 1.015 | 39.0 | mg/L | 0.1 | 0.5 | |
| Silica, Total (calc.) | 2/13/20 15:35 | 2/14/20 11:04 | | 1 | 9.07 | mg/L | | | |
| * Sodium, Total | 2/13/20 15:35 | 2/14/20 12:35 | | 10.15 | 91.6 | mg/L | 1.015 | 5.075 | |
| ***Analytical Method: EPA 200.7*** | ***Analyst: RDA*** | | | | | | | | |
| * Iron, Dissolved | 2/11/20 11:01 | 2/11/20 14:10 | | 10.15 | 4.60 | mg/L | 0.203 | 0.5075 | |
| ***Analytical Method: EPA 200.8*** | ***Analyst: DLJ*** | | | | ***Preparation Method: EPA 1638*** | | | | |
| * Antimony, Total | 2/11/20 09:57 | 2/11/20 16:02 | | 1.015 | Not Detected | mg/L | 0.0008 | 0.003 | U |
| * Arsenic, Total | 2/11/20 09:57 | 2/11/20 16:02 | | 1.015 | 0.00831 | mg/L | 0.001 | 0.005 | |
| * Aluminum, Total | 2/11/20 09:57 | 2/11/20 16:02 | | 1.015 | Not Detected | mg/L | 0.02 | 0.06 | U |
| * Barium, Total | 2/11/20 09:57 | 2/11/20 16:02 | | 1.015 | 0.0158 | mg/L | 0.002 | 0.01 | |
| * Beryllium, Total | 2/11/20 09:57 | 2/11/20 16:02 | | 1.015 | Not Detected | mg/L | 0.0006 | 0.003 | U |
| * Cadmium, Total | 2/11/20 09:57 | 2/11/20 16:02 | | 1.015 | Not Detected | mg/L | 0.0003 | 0.001 | U |
| * Chromium, Total | 2/11/20 09:57 | 2/11/20 16:02 | | 1.015 | Not Detected | mg/L | 0.002 | 0.01 | U |
| * Cobalt, Total | 2/11/20 09:57 | 2/11/20 16:02 | | 1.015 | Not Detected | mg/L | 0.002 | 0.005 | U |
| * Lead, Total | 2/11/20 09:57 | 2/11/20 16:02 | | 1.015 | Not Detected | mg/L | 0.001 | 0.005 | U |
| * Molybdenum, Total | 2/11/20 09:57 | 2/11/20 16:02 | | 1.015 | 0.0657 | mg/L | 0.002 | 0.01 | |
| * Manganese, Total | 2/11/20 09:57 | 2/13/20 11:13 | | 5.075 | 1.81 | mg/L | 0.005075 | 0.025375 | |
| * Potassium, Total | 2/11/20 09:57 | 2/11/20 16:02 | | 1.015 | 7.89 | mg/L | 0.3 | 2.5 | |
| * Selenium, Total | 2/11/20 09:57 | 2/11/20 16:02 | | 1.015 | Not Detected | mg/L | 0.002 | 0.01 | U |
| * Thallium, Total | 2/11/20 09:57 | 2/11/20 16:02 | | 1.015 | Not Detected | mg/L | 0.0002 | 0.001 | U |
| ***Analytical Method: EPA 200.8*** | ***Analyst: DLJ*** | | | | | | | | |
| * Antimony, Dissolved | 2/11/20 11:01 | 2/11/20 11:48 | | 1.015 | Not Detected | mg/L | 0.0008 | 0.003 | U |
| * Aluminum, Dissolved | 2/11/20 11:01 | 2/11/20 11:48 | | 1.015 | Not Detected | mg/L | 0.02 | 0.06 | U |
| * Arsenic, Dissolved | 2/11/20 11:01 | 2/11/20 11:48 | | 1.015 | 0.00764 | mg/L | 0.001 | 0.005 | |
| * Beryllium, Dissolved | 2/11/20 11:01 | 2/11/20 11:48 | | 1.015 | Not Detected | mg/L | 0.0006 | 0.003 | U |

MDL's and RL's are adjusted for sample dilution, as applicable

**Comments:** Revised Copy: Customer requested total and dissolved aluminum. LBM 3/6/2020
The client submitted filtered samples for dissolved analysis, but no MB or LCS were submitted.
Therefore, dissolved data is qualified. LBM 3/2/2020

Reported: 3/17/2020
Version: 3.1
COA_CCR

Alabama Power
General Test Laboratory
744 County Road 87, GSC #8
Calera, AL 35040

# *Certificate Of Analysis*

Alabama Power

## Revised Copy

**Description:** Miller Ash Pond - MR-AP- MW-5

**Location Code:** WMWMILAP
**Collected:** 2/10/20 13:00
**Customer ID:**
**Submittal Date:** 2/11/20 08:49

**Laboratory ID Number:** BA02729

| Name | Prepared | Analyzed | Vio Spec | DF | Results | Units | MDL | RL | Q |
|---|---|---|---|---|---|---|---|---|---|
| * Cadmium, Dissolved | 2/11/20 11:01 | 2/11/20 11:48 | | 1.015 | Not Detected | mg/L | 0.0003 | 0.001 | U |
| * Chromium, Dissolved | 2/11/20 11:01 | 2/11/20 11:48 | | 1.015 | Not Detected | mg/L | 0.002 | 0.01 | U |
| * Cobalt, Dissolved | 2/11/20 11:01 | 2/11/20 11:48 | | 1.015 | Not Detected | mg/L | 0.002 | 0.005 | U |
| * Lead, Dissolved | 2/11/20 11:01 | 2/11/20 11:48 | | 1.015 | Not Detected | mg/L | 0.001 | 0.005 | U |
| * Molybdenum, Dissolved | 2/11/20 11:01 | 2/11/20 11:48 | | 1.015 | 0.0666 | mg/L | 0.002 | 0.01 | |
| * Manganese, Dissolved | 2/11/20 11:01 | 2/13/20 10:41 | | 5.075 | 1.81 | mg/L | 0.005075 | 0.025375 | |
| * Selenium, Dissolved | 2/11/20 11:01 | 2/11/20 11:48 | | 1.015 | 0.00340 | mg/L | 0.002 | 0.01 | J |
| * Thallium, Dissolved | 2/11/20 11:01 | 2/11/20 11:48 | | 1.015 | Not Detected | mg/L | 0.0002 | 0.001 | U |
| ***Analytical Method: EPA 353.2*** | | ***Analyst: CES*** | | | | | | | |
| * Nitrogen, Nitrate/Nitrite | 2/11/20 16:17 | 2/11/20 16:17 | | 1 | Not Detected | mg/L as N | 0.20 | 0.3 | U |
| Nitrogen, Nitrate (calc.) | 2/11/20 16:17 | 2/11/20 16:17 | | 1 | Not Detected | mg/L as N | | | U |
| Nitrogen, Nitrite | 2/11/20 14:13 | 2/11/20 14:13 | | 1 | Not Detected | mg/L as N | 0.20 | 0.3 | U |
| ***Analytical Method: SM 2320 B*** | | ***Analyst: JAG*** | | | | | | | |
| Alkalinity, Total as CaCO3 | 2/20/20 13:30 | 2/20/20 14:00 | | 1 | 99.9 | mg/L | | 0.1 | |
| ***Analytical Method: SM 4500CO2 D*** | | ***Analyst: JAG*** | | | | | | | |
| Bicarbonate Alkalinity, (calc.) | 2/20/20 13:30 | 2/20/20 14:00 | | 1 | 99.7 | mg/L | | | |
| Carbonate Alkalinity, (calc.) | 2/20/20 13:30 | 2/20/20 14:00 | | 1 | 0.16 | mg/L | | | |
| ***Analytical Method: SM 4500PF-OP*** | | ***Analyst: CES*** | | | | | | | |
| Ortho Phosphate | 2/11/20 17:09 | 2/11/20 17:09 | | 1 | Not Detected | mg/L as P | 0.010 | 0.03 | U |
| ***Analytical Method: SM 5310 B*** | | ***Analyst: HRG*** | | | | | | | |
| * Total Organic Carbon | 2/17/20 16:04 | 2/17/20 16:04 | | 1 | 2.37 | mg/L | 1.00 | 2 | |
| ***Analytical Method: SM4500Cl E*** | | ***Analyst: JCC*** | | | | | | | |
| * Chloride | 2/14/20 10:04 | 2/14/20 10:04 | | 3 | 41.7 | mg/L | 1.50 | 3 | |
| ***Analytical Method: SM4500F G 2017*** | | ***Analyst: JCC*** | | | | | | | |
| * Fluoride | 2/14/20 14:12 | 2/14/20 14:12 | | 1 | 0.343 | mg/L | 0.05 | 0.1 | |
| ***Analytical Method: SM4500SO4 E*** | | ***Analyst: JCC*** | | | | | | | |
| * Sulfate | 2/17/20 14:07 | 2/17/20 14:07 | | 50 | 852 | mg/L | 25.00 | 50 | |

MDL's and RL's are adjusted for sample dilution, as applicable

**Comments:** Revised Copy: Customer requested total and dissolved aluminum. LBM 3/6/2020
The client submitted filtered samples for dissolved analysis, but no MB or LCS were submitted.
Therefore, dissolved data is qualified. LBM 3/2/2020

Reported: 3/17/2020
Version: 3.1
COA_CCR

Alabama Power
General Test Laboratory
744 County Road 87, GSC #8
Calera, AL 35040

# *Batch QC Summary*

Revised Copy

Alabama Power

**Customer Account:** WMWMILAP
**Sample Date:** 2/10/20 13:00
**Customer ID:**
**Delivery Date:** 2/11/20 08:49

**Description**: Miller Ash Pond - MR-AP- MW-5

**Laboratory ID Number:** BA02729

| Sample | Analysis | Units | MB | MB Limit | Spike | MS | MSD | Standard | Standard Limit | Rec | Rec Limit | Prec | Prec Limit |
|---|---|---|---|---|---|---|---|---|---|---|---|---|---|
| BA02731 | Manganese, Dissolved | mg/L | 0.0000237 | 0.0001474 | 0.100 | 1.82 | 1.79 | 0.101 | 0.085 to 0.115 | 130 | 70 to 130 | 1.66 | 20 |
| BA02733 | Calcium, Total | mg/L | -0.00998 | 0.1518 | 5.00 | 5.16 | 5.14 | 5.13 | 4.25 to 5.75 | 103 | 70 to 130 | 0.388 | 20 |
| BA02733 | Iron, Total | mg/L | 0.0000868 | 0.0176 | 0.2 | 0.204 | 0.203 | 0.203 | 0.17 to 0.23 | 102 | 70 to 130 | 0.491 | 20 |
| BA02731 | Cadmium, Dissolved | mg/L | -0.00000055 | 0.0001474 | 0.10 | 0.0975 | 0.0945 | 0.102 | 0.085 to 0.115 | 97.5 | 70 to 130 | 3.12 | 20 |
| BA02731 | Cobalt, Dissolved | mg/L | 0.00000167 | 0.0001474 | 0.10 | 0.0995 | 0.100 | 0.0999 | 0.085 to 0.115 | 94.7 | 70 to 130 | 0.501 | 20 |
| BA02733 | Sodium, Total | mg/L | -0.0000866 | 0.044 | 5.00 | 5.05 | 5.04 | 5.05 | 4.25 to 5.75 | 101 | 70 to 130 | 0.198 | 20 |
| BA02731 | Thallium, Dissolved | mg/L | 0.0000112 | 0.0001474 | 0.10 | 0.101 | 0.104 | 0.103 | 0.085 to 0.115 | 101 | 70 to 130 | 2.93 | 20 |
| BA02733 | Beryllium, Total | mg/L | 0.0000443 | 0.00088 | 0.10 | 0.0947 | 0.0903 | 0.0930 | 0.085 to 0.115 | 94.7 | 70 to 130 | 4.76 | 20 |
| BA02733 | Antimony, Total | mg/L | 0.000118 | 0.00066 | 0.10 | 0.0905 | 0.0904 | 0.0926 | 0.085 to 0.115 | 90.5 | 70 to 130 | 0.111 | 20 |
| BA02733 | Silicon, Total | mg/L | -0.000664 | 0.044 | 1.00 | 1.01 | 1.01 | 0.996 | 0.850 to 1.15 | 101 | 70 to 130 | 0.00 | 20 |
| BA02731 | Arsenic, Dissolved | mg/L | 0.00000166 | 0.0001474 | 0.10 | 0.112 | 0.112 | 0.104 | 0.085 to 0.115 | 102 | 70 to 130 | 0.00 | 20 |
| BA02731 | Selenium, Dissolved | mg/L | 0.0000408 | 0.00066 | 0.10 | 0.0980 | 0.0986 | 0.0989 | 0.085 to 0.115 | 98.0 | 70 to 130 | 0.610 | 20 |
| BA02733 | Ortho Phosphate | mg/L as P | 0.001 | 0.015 | 0.250 | 0.250 | 0.251 | 0.242 | 0.225 to 0.275 | 100 | 80 to 120 | 0.399 | 10 |
| BA02733 | Boron, Total | mg/L | 0.00213 | 0.0650254 | 1.00 | 1.01 | 1.01 | 1.01 | 0.85 to 1.15 | 101 | 70 to 130 | 0.00 | 20 |
| BA02733 | Cadmium, Total | mg/L | -0.00000447 | 0.0001474 | 0.10 | 0.0989 | 0.1000 | 0.101 | 0.085 to 0.115 | 98.9 | 70 to 130 | 1.11 | 20 |
| BA02733 | Molybdenum, Total | mg/L | 0.00000164 | 0.0001474 | 0.10 | 0.0945 | 0.0971 | 0.0965 | 0.085 to 0.115 | 94.5 | 70 to 130 | 2.71 | 20 |
| BA02733 | Selenium, Total | mg/L | 0.0000364 | 0.00066 | 0.10 | 0.0971 | 0.0975 | 0.0977 | 0.085 to 0.115 | 97.1 | 70 to 130 | 0.411 | 20 |
| BA02731 | Iron, Dissolved | mg/L | 0.000852 | 0.0176 | 0.2 | 2.89 | 2.90 | 0.203 | 0.17 to 0.23 | 85.0 | 70 to 130 | 0.345 | 20 |
| BA02731 | Antimony, Dissolved | mg/L | 0.000167 | 0.00066 | 0.10 | 0.0853 | 0.0813 | 0.0920 | 0.085 to 0.115 | 85.3 | 70 to 130 | 4.80 | 20 |
| BA02733 | Lithium, Total | mg/L | 0.00000501 | 0.0154 | 0.20 | 0.200 | 0.198 | 0.199 | 0.17 to 0.23 | 100 | 70 to 130 | 1.01 | 20 |
| BA02733 | Thallium, Total | mg/L | 0.0000151 | 0.0001474 | 0.10 | 0.105 | 0.103 | 0.101 | 0.085 to 0.115 | 105 | 70 to 130 | 1.92 | 20 |
| BA02733 | Total Organic Carbon | mg/L | 0.690 | 1.00 | 10.0 | 8.74 | 8.81 | 9.64 | 9 to 11 | 87.4 | 80 to 120 | 0.798 | 20 |
| BA02731 | Beryllium, Dissolved | mg/L | 0.0000455 | 0.00088 | 0.10 | 0.0968 | 0.0944 | 0.0969 | 0.085 to 0.115 | 96.8 | 70 to 130 | 2.51 | 20 |
| BA02731 | Chromium, Dissolved | mg/L | -0.00000949 | 0.00044 | 0.10 | 0.0975 | 0.0972 | 0.101 | 0.085 to 0.115 | 97.5 | 70 to 130 | 0.308 | 20 |

**Comments:** Revised Copy: Customer requested total and dissolved aluminum. LBM 3/6/2020
The client submitted filtered samples for dissolved analysis, but no MB or LCS were submitted.
Therefore, dissolved data is qualified. LBM 3/2/2020

Reported: 3/17/2020
Version: 3.1
COA_CCR

Alabama Power
General Test Laboratory
744 County Road 87, GSC #8
Calera, AL 35040

# *Batch QC Summary*

Alabama Power

## Revised Copy

**Customer Account:** WMWMILAP
**Sample Date:** 2/10/20 13:00
**Customer ID:**
**Delivery Date:** 2/11/20 08:49

**Description**: Miller Ash Pond - MR-AP- MW-5

**Laboratory ID Number:** BA02729

| Sample | Analysis | Units | MB | MB Limit | Spike | MS | MSD | Standard | Standard Limit | Rec | Rec Limit | Prec | Prec Limit |
|---|---|---|---|---|---|---|---|---|---|---|---|---|---|
| BA02731 | Molybdenum, Dissolved | mg/L | 0.00000559 | 0.0001474 | 0.10 | 0.121 | 0.122 | 0.0979 | 0.085 to 0.115 | 95.4 | 70 to 130 | 0.823 | 20 |
| BA02733 | Arsenic, Total | mg/L | 0.0000250 | 0.0001474 | 0.10 | 0.101 | 0.102 | 0.101 | 0.085 to 0.115 | 101 | 70 to 130 | 0.985 | 20 |
| BA02733 | Cobalt, Total | mg/L | -0.00000021 | 0.0001474 | 0.10 | 0.0982 | 0.100 | 0.0987 | 0.085 to 0.115 | 98.2 | 70 to 130 | 1.82 | 20 |
| BA02733 | Potassium, Total | mg/L | 0.00542 | 0.3674 | 10.0 | 9.93 | 10.0 | 9.84 | 8.5 to 11.5 | 99.3 | 70 to 130 | 0.702 | 20 |
| BA02733 | Magnesium, Total | mg/L | 0.00310 | 0.0462 | 5.00 | 5.07 | 5.07 | 5.08 | 4.25 to 5.75 | 101 | 70 to 130 | 0.00 | 20 |
| BA02733 | Lead, Total | mg/L | 0.0000185 | 0.0001474 | 0.10 | 0.101 | 0.100 | 0.0992 | 0.085 to 0.115 | 101 | 70 to 130 | 0.995 | 20 |
| BA02731 | Lead, Dissolved | mg/L | 0.0000154 | 0.0001474 | 0.10 | 0.0986 | 0.103 | 0.101 | 0.085 to 0.115 | 98.6 | 70 to 130 | 4.37 | 20 |
| BA02733 | Chromium, Total | mg/L | -0.0000419 | 0.00044 | 0.10 | 0.0995 | 0.101 | 0.1000 | 0.085 to 0.115 | 99.5 | 70 to 130 | 1.50 | 20 |
| BA02733 | Manganese, Total | mg/L | 0.0000130 | 0.0001474 | 0.10 | 0.0990 | 0.102 | 0.100 | 0.085 to 0.115 | 99.0 | 70 to 130 | 2.99 | 20 |
| BA02731 | Aluminum, Dissolved | mg/L | 0.000678 | 0.0088 | 0.10 | 0.0968 | 0.0959 | 0.0986 | 0.085 to 0.115 | 96.8 | 70 to 130 | 0.934 | 20 |
| BA02733 | Aluminum, Total | mg/L | 0.00228 | 0.0088 | 0.10 | 0.102 | 0.103 | 0.101 | 0.085 to 0.115 | 102 | 70 to 130 | 0.976 | 20 |
| BA02733 | Barium, Total | mg/L | 0.0000235 | 0.0002 | 0.10 | 0.0959 | 0.0944 | 0.0964 | 0.085 to 0.115 | 95.9 | 70 to 130 | 1.58 | 20 |

**Comments:** Revised Copy: Customer requested total and dissolved aluminum. LBM 3/6/2020
The client submitted filtered samples for dissolved analysis, but no MB or LCS were submitted.
Therefore, dissolved data is qualified. LBM 3/2/2020

Alabama Power
General Test Laboratory
744 County Road 87, GSC #8
Calera, AL 35040

Alabama Power

# *Batch QC Summary*

## Revised Copy

**Customer Account:** WMWMILAP
**Sample Date:** 2/10/20 13:00
**Customer ID:**
**Delivery Date:** 2/11/20 08:49

**Description:** Miller Ash Pond - MR-AP- MW-5

**Laboratory ID Number:** BA02729

| Sample | Analysis | Units | MB | MB Limit | Spike | MS | Sample Duplicate | Standard | Standard Limit | Rec | Rec Limit | Prec | Prec Limit |
|---|---|---|---|---|---|---|---|---|---|---|---|---|---|
| BA02731 | Alkalinity, Total as CaCO3 | mg/L | | | | | 171 | 49.9 | 45.0 to 55.0 | | | 0.587 | 10 |
| BA02733 | Sulfate | mg/L | -0.454 | 0.50 | 20.0 | 19.0 | -0.485 | 19.6 | 18 to 22 | 95.0 | 80 to 120 | 0.00 | 20 |
| BA02733 | Fluoride | mg/L | 0.0255 | 0.05 | 2.50 | 2.45 | 0.0215 | 2.53 | 2.25 to 2.75 | 98.0 | 80 to 120 | 0.00 | 20 |
| BA02733 | Nitrogen, Nitrate/Nitrite | mg/L as N | -0.06 | 0.20 | 2.00 | 1.93 | -0.032 | 1.87 | 1.8 to 2.2 | 96.5 | 90 to 110 | 0.00 | 15 |
| BA02733 | Chloride | mg/L | -0.00192 | 0.50 | 10.0 | 9.83 | 0.137 | 10.2 | 9 to 11 | 98.3 | 80 to 120 | 0.00 | 20 |
| BA02733 | Nitrogen, Nitrite | mg/L as N | 0.002 | 0.20 | 0.50 | 0.524 | 0.001 | 0.782 | 0.675 to 0.825 | 105 | 90 to 110 | 0.00 | 15 |

**Comments:** Revised Copy: Customer requested total and dissolved aluminum. LBM 3/6/2020
The client submitted filtered samples for dissolved analysis, but no MB or LCS were submitted.
Therefore, dissolved data is qualified. LBM 3/2/2020

Reported: 3/17/2020
Version: 3.1
COA_CCR

Alabama Power
General Test Laboratory
744 County Road 87, GSC #8
Calera, AL 35040

# *Certificate Of Analysis*

Alabama Power

## Revised Copy

**Description:** Miller Ash Pond - MR-AP- MW-6

**Location Code:** WMWMILAP
**Collected:** 2/10/20 14:40
**Customer ID:**
**Submittal Date:** 2/11/20 08:49

**Laboratory ID Number:** BA02730

| Name | Prepared | Analyzed | Vio Spec | DF | Results | Units | MDL | RL | Q |
|---|---|---|---|---|---|---|---|---|---|
| ***Analytical Method: EPA 200.7*** | ***Analyst: RDA*** | | | | ***Preparation Method: EPA 1638*** | | | | |
| * Boron, Total | 2/13/20 15:35 | 2/14/20 11:07 | | 1.015 | 0.902 | mg/L | 0.03 | 0.1 | |
| * Calcium, Total | 2/13/20 15:35 | 2/14/20 12:38 | | 10.15 | 156 | mg/L | 1.015 | 5.075 | |
| Silicon, Total | 2/13/20 15:35 | 2/14/20 11:07 | | 1.015 | 6.90 | mg/L | 0.03 | 0.3 | |
| * Iron, Total | 2/13/20 15:35 | 2/14/20 12:38 | | 10.15 | 28.9 | mg/L | 0.203 | 0.5075 | |
| * Lithium, Total | 2/13/20 15:35 | 2/14/20 11:07 | | 1.015 | 0.0866 | mg/L | 0.01 | 0.02 | |
| * Magnesium, Total | 2/13/20 15:35 | 2/14/20 11:07 | | 1.015 | 28.3 | mg/L | 0.1 | 0.5 | |
| Silica, Total (calc.) | 2/13/20 15:35 | 2/14/20 11:07 | | 1 | 14.8 | mg/L | | | |
| * Sodium, Total | 2/13/20 15:35 | 2/14/20 12:38 | | 10.15 | 52.6 | mg/L | 1.015 | 5.075 | |
| ***Analytical Method: EPA 200.7*** | ***Analyst: RDA*** | | | | | | | | |
| * Iron, Dissolved | 2/11/20 11:01 | 2/11/20 14:13 | | 10.15 | 28.3 | mg/L | 0.203 | 0.5075 | |
| ***Analytical Method: EPA 200.8*** | ***Analyst: DLJ*** | | | | ***Preparation Method: EPA 1638*** | | | | |
| * Antimony, Total | 2/11/20 09:57 | 2/11/20 16:05 | | 1.015 | Not Detected | mg/L | 0.0008 | 0.003 | U |
| * Arsenic, Total | 2/11/20 09:57 | 2/11/20 16:05 | | 1.015 | Not Detected | mg/L | 0.001 | 0.005 | U |
| * Aluminum, Total | 2/11/20 09:57 | 2/11/20 16:05 | | 1.015 | Not Detected | mg/L | 0.02 | 0.06 | U |
| * Barium, Total | 2/11/20 09:57 | 2/11/20 16:05 | | 1.015 | 0.0254 | mg/L | 0.002 | 0.01 | |
| * Beryllium, Total | 2/11/20 09:57 | 2/11/20 16:05 | | 1.015 | Not Detected | mg/L | 0.0006 | 0.003 | U |
| * Cadmium, Total | 2/11/20 09:57 | 2/11/20 16:05 | | 1.015 | Not Detected | mg/L | 0.0003 | 0.001 | U |
| * Chromium, Total | 2/11/20 09:57 | 2/11/20 16:05 | | 1.015 | Not Detected | mg/L | 0.002 | 0.01 | U |
| * Cobalt, Total | 2/11/20 09:57 | 2/11/20 16:05 | | 1.015 | 0.0149 | mg/L | 0.002 | 0.005 | |
| * Lead, Total | 2/11/20 09:57 | 2/11/20 16:05 | | 1.015 | Not Detected | mg/L | 0.001 | 0.005 | U |
| * Molybdenum, Total | 2/11/20 09:57 | 2/11/20 16:05 | | 1.015 | Not Detected | mg/L | 0.002 | 0.01 | U |
| * Manganese, Total | 2/11/20 09:57 | 2/13/20 11:15 | | 5.075 | 5.87 | mg/L | 0.005075 | 0.025375 | |
| * Potassium, Total | 2/11/20 09:57 | 2/11/20 16:05 | | 1.015 | 6.64 | mg/L | 0.3 | 2.5 | |
| * Selenium, Total | 2/11/20 09:57 | 2/11/20 16:05 | | 1.015 | Not Detected | mg/L | 0.002 | 0.01 | U |
| * Thallium, Total | 2/11/20 09:57 | 2/11/20 16:05 | | 1.015 | Not Detected | mg/L | 0.0002 | 0.001 | U |
| ***Analytical Method: EPA 200.8*** | ***Analyst: DLJ*** | | | | | | | | |
| * Antimony, Dissolved | 2/11/20 11:01 | 2/11/20 11:50 | | 1.015 | Not Detected | mg/L | 0.0008 | 0.003 | U |
| * Aluminum, Dissolved | 2/11/20 11:01 | 2/11/20 11:50 | | 1.015 | Not Detected | mg/L | 0.02 | 0.06 | U |
| * Arsenic, Dissolved | 2/11/20 11:01 | 2/11/20 11:50 | | 1.015 | Not Detected | mg/L | 0.001 | 0.005 | U |
| * Beryllium, Dissolved | 2/11/20 11:01 | 2/11/20 11:50 | | 1.015 | Not Detected | mg/L | 0.0006 | 0.003 | U |

MDL's and RL's are adjusted for sample dilution, as applicable

**Comments:** Revised Copy: Customer requested total and dissolved aluminum. LBM 3/6/2020
The client submitted filtered samples for dissolved analysis, but no MB or LCS were submitted.
Therefore, dissolved data is qualified. LBM 3/2/2020

Reported: 3/17/2020
Version: 3.1
COA_CCR

Alabama Power
General Test Laboratory
744 County Road 87, GSC #8
Calera, AL 35040

# *Certificate Of Analysis*

Alabama Power

## Revised Copy

**Description:** Miller Ash Pond - MR-AP- MW-6

**Location Code:** WMWMILAP
**Collected:** 2/10/20 14:40
**Customer ID:**
**Submittal Date:** 2/11/20 08:49

**Laboratory ID Number:** BA02730

| Name | Prepared | Analyzed | Vio Spec | DF | Results | Units | MDL | RL | Q |
|---|---|---|---|---|---|---|---|---|---|
| * Cadmium, Dissolved | 2/11/20 11:01 | 2/11/20 11:50 | | 1.015 | Not Detected | mg/L | 0.0003 | 0.001 | U |
| * Chromium, Dissolved | 2/11/20 11:01 | 2/11/20 11:50 | | 1.015 | Not Detected | mg/L | 0.002 | 0.01 | U |
| * Cobalt, Dissolved | 2/11/20 11:01 | 2/11/20 11:50 | | 1.015 | 0.0144 | mg/L | 0.002 | 0.005 | |
| * Lead, Dissolved | 2/11/20 11:01 | 2/11/20 11:50 | | 1.015 | Not Detected | mg/L | 0.001 | 0.005 | U |
| * Molybdenum, Dissolved | 2/11/20 11:01 | 2/11/20 11:50 | | 1.015 | Not Detected | mg/L | 0.002 | 0.01 | U |
| * Manganese, Dissolved | 2/11/20 11:01 | 2/13/20 10:44 | | 5.075 | 6.10 | mg/L | 0.005075 | 0.025375 | |
| * Selenium, Dissolved | 2/11/20 11:01 | 2/11/20 11:50 | | 1.015 | 0.00772 | mg/L | 0.002 | 0.01 | J |
| * Thallium, Dissolved | 2/11/20 11:01 | 2/11/20 11:50 | | 1.015 | Not Detected | mg/L | 0.0002 | 0.001 | U |
| ***Analytical Method: EPA 353.2*** | | ***Analyst: CES*** | | | | | | | |
| * Nitrogen, Nitrate/Nitrite | 2/11/20 16:19 | 2/11/20 16:19 | | 1 | Not Detected | mg/L as N | 0.20 | 0.3 | U |
| Nitrogen, Nitrate (calc.) | 2/11/20 16:19 | 2/11/20 16:19 | | 1 | Not Detected | mg/L as N | | | U |
| Nitrogen, Nitrite | 2/11/20 14:14 | 2/11/20 14:14 | | 1 | Not Detected | mg/L as N | 0.20 | 0.3 | U |
| ***Analytical Method: SM 2320 B*** | | ***Analyst: JAG*** | | | | | | | |
| Alkalinity, Total as CaCO3 | 2/20/20 13:30 | 2/20/20 14:00 | | 1 | 42.9 | mg/L | | 0.1 | |
| ***Analytical Method: SM 4500CO2 D*** | | ***Analyst: JAG*** | | | | | | | |
| Bicarbonate Alkalinity, (calc.) | 2/20/20 13:30 | 2/20/20 14:00 | | 1 | 42.9 | mg/L | | | |
| Carbonate Alkalinity, (calc.) | 2/20/20 13:30 | 2/20/20 14:00 | | 1 | 0.01 | mg/L | | | |
| ***Analytical Method: SM 4500PF-OP*** | | ***Analyst: CES*** | | | | | | | |
| Ortho Phosphate | 2/11/20 17:10 | 2/11/20 17:10 | | 1 | 0.041 | mg/L as P | 0.010 | 0.03 | |
| ***Analytical Method: SM 5310 B*** | | ***Analyst: HRG*** | | | | | | | |
| * Total Organic Carbon | 2/17/20 16:15 | 2/17/20 16:15 | | 1 | 1.48 | mg/L | 1.00 | 2 | J |
| ***Analytical Method: SM4500Cl E*** | | ***Analyst: JCC*** | | | | | | | |
| * Chloride | 2/14/20 10:05 | 2/14/20 10:05 | | 3 | 34.6 | mg/L | 1.50 | 3 | |
| ***Analytical Method: SM4500F G 2017*** | | ***Analyst: JCC*** | | | | | | | |
| * Fluoride | 2/14/20 14:13 | 2/14/20 14:13 | | 1 | 0.161 | mg/L | 0.05 | 0.1 | |
| ***Analytical Method: SM4500SO4 E*** | | ***Analyst: JCC*** | | | | | | | |
| * Sulfate | 2/17/20 14:09 | 2/17/20 14:09 | | 50 | 584 | mg/L | 25.00 | 50 | |

MDL's and RL's are adjusted for sample dilution, as applicable

**Comments:** Revised Copy: Customer requested total and dissolved aluminum. LBM 3/6/2020
The client submitted filtered samples for dissolved analysis, but no MB or LCS were submitted.
Therefore, dissolved data is qualified. LBM 3/2/2020

Reported: 3/17/2020
Version: 3.1
COA_CCR

Alabama Power
General Test Laboratory
744 County Road 87, GSC #8
Calera, AL 35040

# *Batch QC Summary*

Revised Copy

Alabama Power

**Customer Account:** WMWMILAP
**Sample Date:** 2/10/20 14:40
**Customer ID:**
**Delivery Date:** 2/11/20 08:49

**Description**: Miller Ash Pond - MR-AP- MW-6

**Laboratory ID Number:** BA02730

| Sample | Analysis | Units | MB | MB Limit | Spike | MS | MSD | Standard | Standard Limit | Rec | Rec Limit | Prec | Prec Limit |
|---|---|---|---|---|---|---|---|---|---|---|---|---|---|
| BA02731 | Thallium, Dissolved | mg/L | 0.0000112 | 0.0001474 | 0.10 | 0.101 | 0.104 | 0.103 | 0.085 to 0.115 | 101 | 70 to 130 | 2.93 | 20 |
| BA02733 | Beryllium, Total | mg/L | 0.0000443 | 0.00088 | 0.10 | 0.0947 | 0.0903 | 0.0930 | 0.085 to 0.115 | 94.7 | 70 to 130 | 4.76 | 20 |
| BA02733 | Antimony, Total | mg/L | 0.000118 | 0.00066 | 0.10 | 0.0905 | 0.0904 | 0.0926 | 0.085 to 0.115 | 90.5 | 70 to 130 | 0.111 | 20 |
| BA02733 | Silicon, Total | mg/L | -0.000664 | 0.044 | 1.00 | 1.01 | 1.01 | 0.996 | 0.850 to 1.15 | 101 | 70 to 130 | 0.00 | 20 |
| BA02731 | Lead, Dissolved | mg/L | 0.0000154 | 0.0001474 | 0.10 | 0.0986 | 0.103 | 0.101 | 0.085 to 0.115 | 98.6 | 70 to 130 | 4.37 | 20 |
| BA02733 | Chromium, Total | mg/L | -0.0000419 | 0.00044 | 0.10 | 0.0995 | 0.101 | 0.1000 | 0.085 to 0.115 | 99.5 | 70 to 130 | 1.50 | 20 |
| BA02733 | Manganese, Total | mg/L | 0.0000130 | 0.0001474 | 0.10 | 0.0990 | 0.102 | 0.100 | 0.085 to 0.115 | 99.0 | 70 to 130 | 2.99 | 20 |
| BA02731 | Iron, Dissolved | mg/L | 0.000852 | 0.0176 | 0.2 | 2.89 | 2.90 | 0.203 | 0.17 to 0.23 | 85.0 | 70 to 130 | 0.345 | 20 |
| BA02731 | Antimony, Dissolved | mg/L | 0.000167 | 0.00066 | 0.10 | 0.0853 | 0.0813 | 0.0920 | 0.085 to 0.115 | 85.3 | 70 to 130 | 4.80 | 20 |
| BA02733 | Lithium, Total | mg/L | 0.00000501 | 0.0154 | 0.20 | 0.200 | 0.198 | 0.199 | 0.17 to 0.23 | 100 | 70 to 130 | 1.01 | 20 |
| BA02733 | Thallium, Total | mg/L | 0.0000151 | 0.0001474 | 0.10 | 0.105 | 0.103 | 0.101 | 0.085 to 0.115 | 105 | 70 to 130 | 1.92 | 20 |
| BA02733 | Total Organic Carbon | mg/L | 0.690 | 1.00 | 10.0 | 8.74 | 8.81 | 9.64 | 9 to 11 | 87.4 | 80 to 120 | 0.798 | 20 |
| BA02731 | Manganese, Dissolved | mg/L | 0.0000237 | 0.0001474 | 0.100 | 1.82 | 1.79 | 0.101 | 0.085 to 0.115 | 130 | 70 to 130 | 1.66 | 20 |
| BA02733 | Calcium, Total | mg/L | -0.00998 | 0.1518 | 5.00 | 5.16 | 5.14 | 5.13 | 4.25 to 5.75 | 103 | 70 to 130 | 0.388 | 20 |
| BA02733 | Iron, Total | mg/L | 0.0000868 | 0.0176 | 0.2 | 0.204 | 0.203 | 0.203 | 0.17 to 0.23 | 102 | 70 to 130 | 0.491 | 20 |
| BA02731 | Aluminum, Dissolved | mg/L | 0.000678 | 0.0088 | 0.10 | 0.0968 | 0.0959 | 0.0986 | 0.085 to 0.115 | 96.8 | 70 to 130 | 0.934 | 20 |
| BA02733 | Aluminum, Total | mg/L | 0.00228 | 0.0088 | 0.10 | 0.102 | 0.103 | 0.101 | 0.085 to 0.115 | 102 | 70 to 130 | 0.976 | 20 |
| BA02733 | Barium, Total | mg/L | 0.0000235 | 0.0002 | 0.10 | 0.0959 | 0.0944 | 0.0964 | 0.085 to 0.115 | 95.9 | 70 to 130 | 1.58 | 20 |
| BA02731 | Beryllium, Dissolved | mg/L | 0.0000455 | 0.00088 | 0.10 | 0.0968 | 0.0944 | 0.0969 | 0.085 to 0.115 | 96.8 | 70 to 130 | 2.51 | 20 |
| BA02731 | Chromium, Dissolved | mg/L | -0.00000949 | 0.00044 | 0.10 | 0.0975 | 0.0972 | 0.101 | 0.085 to 0.115 | 97.5 | 70 to 130 | 0.308 | 20 |
| BA02731 | Molybdenum, Dissolved | mg/L | 0.00000559 | 0.0001474 | 0.10 | 0.121 | 0.122 | 0.0979 | 0.085 to 0.115 | 95.4 | 70 to 130 | 0.823 | 20 |
| BA02733 | Arsenic, Total | mg/L | 0.0000250 | 0.0001474 | 0.10 | 0.101 | 0.102 | 0.101 | 0.085 to 0.115 | 101 | 70 to 130 | 0.985 | 20 |
| BA02733 | Cobalt, Total | mg/L | -0.00000021 | 0.0001474 | 0.10 | 0.0982 | 0.100 | 0.0987 | 0.085 to 0.115 | 98.2 | 70 to 130 | 1.82 | 20 |
| BA02733 | Potassium, Total | mg/L | 0.00542 | 0.3674 | 10.0 | 9.93 | 10.0 | 9.84 | 8.5 to 11.5 | 99.3 | 70 to 130 | 0.702 | 20 |

**Comments:** Revised Copy: Customer requested total and dissolved aluminum. LBM 3/6/2020
The client submitted filtered samples for dissolved analysis, but no MB or LCS were submitted.
Therefore, dissolved data is qualified. LBM 3/2/2020

Reported: 3/17/2020
Version: 3.1
COA_CCR

Alabama Power
General Test Laboratory
744 County Road 87, GSC #8
Calera, AL 35040

# *Batch QC Summary*

Revised Copy

Alabama Power

**Customer Account:** WMWMILAP
**Sample Date:** 2/10/20 14:40
**Customer ID:**
**Delivery Date:** 2/11/20 08:49

**Description**: Miller Ash Pond - MR-AP- MW-6

**Laboratory ID Number:** BA02730

| Sample | Analysis | Units | MB | MB Limit | Spike | MS | MSD | Standard | Standard Limit | Rec | Rec Limit | Prec | Prec Limit |
|---|---|---|---|---|---|---|---|---|---|---|---|---|---|
| BA02733 | Magnesium, Total | mg/L | 0.00310 | 0.0462 | 5.00 | 5.07 | 5.07 | 5.08 | 4.25 to 5.75 | 101 | 70 to 130 | 0.00 | 20 |
| BA02733 | Lead, Total | mg/L | 0.0000185 | 0.0001474 | 0.10 | 0.101 | 0.100 | 0.0992 | 0.085 to 0.115 | 101 | 70 to 130 | 0.995 | 20 |
| BA02731 | Cadmium, Dissolved | mg/L | -0.00000055 | 0.0001474 | 0.10 | 0.0975 | 0.0945 | 0.102 | 0.085 to 0.115 | 97.5 | 70 to 130 | 3.12 | 20 |
| BA02731 | Cobalt, Dissolved | mg/L | 0.00000167 | 0.0001474 | 0.10 | 0.0995 | 0.100 | 0.0999 | 0.085 to 0.115 | 94.7 | 70 to 130 | 0.501 | 20 |
| BA02733 | Sodium, Total | mg/L | -0.0000866 | 0.044 | 5.00 | 5.05 | 5.04 | 5.05 | 4.25 to 5.75 | 101 | 70 to 130 | 0.198 | 20 |
| BA02731 | Arsenic, Dissolved | mg/L | 0.00000166 | 0.0001474 | 0.10 | 0.112 | 0.112 | 0.104 | 0.085 to 0.115 | 102 | 70 to 130 | 0.00 | 20 |
| BA02731 | Selenium, Dissolved | mg/L | 0.0000408 | 0.00066 | 0.10 | 0.0980 | 0.0986 | 0.0989 | 0.085 to 0.115 | 98.0 | 70 to 130 | 0.610 | 20 |
| BA02733 | Ortho Phosphate | mg/L as P | 0.001 | 0.015 | 0.250 | 0.250 | 0.251 | 0.242 | 0.225 to 0.275 | 100 | 80 to 120 | 0.399 | 10 |
| BA02733 | Boron, Total | mg/L | 0.00213 | 0.0650254 | 1.00 | 1.01 | 1.01 | 1.01 | 0.85 to 1.15 | 101 | 70 to 130 | 0.00 | 20 |
| BA02733 | Cadmium, Total | mg/L | -0.00000447 | 0.0001474 | 0.10 | 0.0989 | 0.1000 | 0.101 | 0.085 to 0.115 | 98.9 | 70 to 130 | 1.11 | 20 |
| BA02733 | Molybdenum, Total | mg/L | 0.00000164 | 0.0001474 | 0.10 | 0.0945 | 0.0971 | 0.0965 | 0.085 to 0.115 | 94.5 | 70 to 130 | 2.71 | 20 |
| BA02733 | Selenium, Total | mg/L | 0.0000364 | 0.00066 | 0.10 | 0.0971 | 0.0975 | 0.0977 | 0.085 to 0.115 | 97.1 | 70 to 130 | 0.411 | 20 |

**Comments:** Revised Copy: Customer requested total and dissolved aluminum. LBM 3/6/2020
The client submitted filtered samples for dissolved analysis, but no MB or LCS were submitted.
Therefore, dissolved data is qualified. LBM 3/2/2020

Alabama Power
General Test Laboratory
744 County Road 87, GSC #8
Calera, AL 35040

Alabama Power

# *Batch QC Summary*

## Revised Copy

**Customer Account:** WMWMILAP
**Sample Date:** 2/10/20 14:40
**Customer ID:**
**Delivery Date:** 2/11/20 08:49

**Description:** Miller Ash Pond - MR-AP- MW-6

**Laboratory ID Number:** BA02730

| Sample | Analysis | Units | MB | MB Limit | Spike | MS | Sample Duplicate | Standard | Standard Limit | Rec | Rec Limit | Prec | Prec Limit |
|---|---|---|---|---|---|---|---|---|---|---|---|---|---|
| BA02731 | Alkalinity, Total as CaCO3 | mg/L | | | | | 171 | 49.9 | 45.0 to 55.0 | | | 0.587 | 10 |
| BA02733 | Sulfate | mg/L | -0.454 | 0.50 | 20.0 | 19.0 | -0.485 | 19.6 | 18 to 22 | 95.0 | 80 to 120 | 0.00 | 20 |
| BA02733 | Fluoride | mg/L | 0.0255 | 0.05 | 2.50 | 2.45 | 0.0215 | 2.53 | 2.25 to 2.75 | 98.0 | 80 to 120 | 0.00 | 20 |
| BA02733 | Nitrogen, Nitrate/Nitrite | mg/L as N | -0.06 | 0.20 | 2.00 | 1.93 | -0.032 | 1.87 | 1.8 to 2.2 | 96.5 | 90 to 110 | 0.00 | 15 |
| BA02733 | Chloride | mg/L | -0.00192 | 0.50 | 10.0 | 9.83 | 0.137 | 10.2 | 9 to 11 | 98.3 | 80 to 120 | 0.00 | 20 |
| BA02733 | Nitrogen, Nitrite | mg/L as N | 0.002 | 0.20 | 0.50 | 0.524 | 0.001 | 0.782 | 0.675 to 0.825 | 105 | 90 to 110 | 0.00 | 15 |

**Comments:** Revised Copy: Customer requested total and dissolved aluminum. LBM 3/6/2020
The client submitted filtered samples for dissolved analysis, but no MB or LCS were submitted.
Therefore, dissolved data is qualified. LBM 3/2/2020

Reported: 3/17/2020
Version: 3.1
COA_CCR

Alabama Power
General Test Laboratory
744 County Road 87, GSC #8
Calera, AL 35040

# *Certificate Of Analysis*

Alabama Power

## Revised Copy

**Description:** Miller Ash Pond - MR-AP- MW-3D DUP

**Location Code:** WMWMILAP
**Collected:** 2/10/20 12:35
**Customer ID:**
**Submittal Date:** 2/11/20 08:49

**Laboratory ID Number:** BA02731

| Name | Prepared | Analyzed | Vio Spec | DF | Results | Units | MDL | RL | Q |
|---|---|---|---|---|---|---|---|---|---|
| ***Analytical Method: EPA 200.7*** | ***Analyst: RDA*** | | | | ***Preparation Method: EPA 1638*** | | | | |
| * Boron, Total | 2/13/20 15:35 | 2/14/20 11:10 | | 1.015 | 0.447 | mg/L | 0.03 | 0.1 | |
| * Calcium, Total | 2/13/20 15:35 | 2/14/20 12:41 | | 10.15 | 187 | mg/L | 1.015 | 5.075 | |
| Silicon, Total | 2/13/20 15:35 | 2/14/20 11:10 | | 1.015 | 5.34 | mg/L | 0.03 | 0.3 | |
| * Iron, Total | 2/13/20 15:35 | 2/14/20 11:10 | | 1.015 | 3.80 | mg/L | 0.02 | 0.05 | |
| * Lithium, Total | 2/13/20 15:35 | 2/14/20 11:10 | | 1.015 | 0.116 | mg/L | 0.01 | 0.02 | |
| * Magnesium, Total | 2/13/20 15:35 | 2/14/20 11:10 | | 1.015 | 36.6 | mg/L | 0.1 | 0.5 | |
| Silica, Total (calc.) | 2/13/20 15:35 | 2/14/20 11:10 | | 1 | 11.4 | mg/L | | | |
| * Sodium, Total | 2/13/20 15:35 | 2/14/20 12:41 | | 10.15 | 77.4 | mg/L | 1.015 | 5.075 | |
| ***Analytical Method: EPA 200.7*** | ***Analyst: RDA*** | | | | | | | | |
| * Iron, Dissolved | 2/11/20 11:01 | 2/11/20 14:00 | | 1.015 | 2.72 | mg/L | 0.02 | 0.05 | |
| ***Analytical Method: EPA 200.8*** | ***Analyst: DLJ*** | | | | ***Preparation Method: EPA 1638*** | | | | |
| * Antimony, Total | 2/11/20 09:57 | 2/11/20 16:07 | | 1.015 | Not Detected | mg/L | 0.0008 | 0.003 | U |
| * Arsenic, Total | 2/11/20 09:57 | 2/11/20 16:07 | | 1.015 | 0.0143 | mg/L | 0.001 | 0.005 | |
| * Aluminum, Total | 2/11/20 09:57 | 2/11/20 16:07 | | 1.015 | 0.134 | mg/L | 0.02 | 0.06 | |
| * Barium, Total | 2/11/20 09:57 | 2/11/20 16:07 | | 1.015 | 0.0272 | mg/L | 0.002 | 0.01 | |
| * Beryllium, Total | 2/11/20 09:57 | 2/11/20 16:07 | | 1.015 | Not Detected | mg/L | 0.0006 | 0.003 | U |
| * Cadmium, Total | 2/11/20 09:57 | 2/11/20 16:07 | | 1.015 | Not Detected | mg/L | 0.0003 | 0.001 | U |
| * Chromium, Total | 2/11/20 09:57 | 2/11/20 16:07 | | 1.015 | Not Detected | mg/L | 0.002 | 0.01 | U |
| * Cobalt, Total | 2/11/20 09:57 | 2/11/20 16:07 | | 1.015 | 0.00497 | mg/L | 0.002 | 0.005 | J |
| * Lead, Total | 2/11/20 09:57 | 2/11/20 16:07 | | 1.015 | Not Detected | mg/L | 0.001 | 0.005 | U |
| * Molybdenum, Total | 2/11/20 09:57 | 2/11/20 16:07 | | 1.015 | 0.0255 | mg/L | 0.002 | 0.01 | |
| * Manganese, Total | 2/11/20 09:57 | 2/13/20 11:18 | | 5.075 | 1.69 | mg/L | 0.005075 | 0.025375 | |
| * Potassium, Total | 2/11/20 09:57 | 2/11/20 16:07 | | 1.015 | 6.64 | mg/L | 0.3 | 2.5 | |
| * Selenium, Total | 2/11/20 09:57 | 2/11/20 16:07 | | 1.015 | Not Detected | mg/L | 0.002 | 0.01 | U |
| * Thallium, Total | 2/11/20 09:57 | 2/11/20 16:07 | | 1.015 | Not Detected | mg/L | 0.0002 | 0.001 | U |
| ***Analytical Method: EPA 200.8*** | ***Analyst: DLJ*** | | | | | | | | |
| * Antimony, Dissolved | 2/11/20 11:01 | 2/11/20 11:53 | | 1.015 | Not Detected | mg/L | 0.0008 | 0.003 | U |
| * Aluminum, Dissolved | 2/11/20 11:01 | 2/11/20 11:53 | | 1.015 | Not Detected | mg/L | 0.02 | 0.06 | U |
| * Arsenic, Dissolved | 2/11/20 11:01 | 2/11/20 11:53 | | 1.015 | 0.00956 | mg/L | 0.001 | 0.005 | |
| * Beryllium, Dissolved | 2/11/20 11:01 | 2/11/20 11:53 | | 1.015 | Not Detected | mg/L | 0.0006 | 0.003 | U |

MDL's and RL's are adjusted for sample dilution, as applicable

**Comments:** Revised Copy: Customer requested total and dissolved aluminum. LBM 3/6/2020
The client submitted filtered samples for dissolved analysis, but no MB or LCS were submitted.
Therefore, dissolved data is qualified. LBM 3/2/2020

Reported: 3/17/2020
Version: 3.1
COA_CCR

Alabama Power
General Test Laboratory
744 County Road 87, GSC #8
Calera, AL 35040

# *Certificate Of Analysis*

Alabama Power

## Revised Copy

**Description:** Miller Ash Pond - MR-AP- MW-3D DUP

**Location Code:** WMWMILAP
**Collected:** 2/10/20 12:35
**Customer ID:**
**Submittal Date:** 2/11/20 08:49

**Laboratory ID Number:** BA02731

| Name | Prepared | Analyzed | Vio Spec | DF | Results | Units | MDL | RL | Q |
|---|---|---|---|---|---|---|---|---|---|
| * Cadmium, Dissolved | 2/11/20 11:01 | 2/11/20 11:53 | | 1.015 | Not Detected | mg/L | 0.0003 | 0.001 | U |
| * Chromium, Dissolved | 2/11/20 11:01 | 2/11/20 11:53 | | 1.015 | Not Detected | mg/L | 0.002 | 0.01 | U |
| * Cobalt, Dissolved | 2/11/20 11:01 | 2/11/20 11:53 | | 1.015 | 0.00476 | mg/L | 0.002 | 0.005 | J |
| * Lead, Dissolved | 2/11/20 11:01 | 2/11/20 11:53 | | 1.015 | Not Detected | mg/L | 0.001 | 0.005 | U |
| * Molybdenum, Dissolved | 2/11/20 11:01 | 2/11/20 11:53 | | 1.015 | 0.0256 | mg/L | 0.002 | 0.01 | |
| * Manganese, Dissolved | 2/11/20 11:01 | 2/13/20 10:46 | | 5.075 | 1.69 | mg/L | 0.005075 | 0.025375 | |
| * Selenium, Dissolved | 2/11/20 11:01 | 2/11/20 11:53 | | 1.015 | Not Detected | mg/L | 0.002 | 0.01 | U |
| * Thallium, Dissolved | 2/11/20 11:01 | 2/11/20 11:53 | | 1.015 | Not Detected | mg/L | 0.0002 | 0.001 | U |
| ***Analytical Method: EPA 353.2*** | ***Analyst: CES*** | | | | | | | | |
| * Nitrogen, Nitrate/Nitrite | 2/11/20 16:21 | 2/11/20 16:21 | | 1 | Not Detected | mg/L as N | 0.20 | 0.3 | U |
| Nitrogen, Nitrate (calc.) | 2/11/20 16:21 | 2/11/20 16:21 | | 1 | Not Detected | mg/L as N | | | U |
| Nitrogen, Nitrite | 2/11/20 14:14 | 2/11/20 14:14 | | 1 | Not Detected | mg/L as N | 0.20 | 0.3 | U |
| ***Analytical Method: SM 2320 B*** | ***Analyst: JAG*** | | | | | | | | |
| Alkalinity, Total as CaCO3 | 2/20/20 13:30 | 2/20/20 14:00 | | 1 | 170 | mg/L | | 0.1 | |
| ***Analytical Method: SM 4500CO2 D*** | ***Analyst: JAG*** | | | | | | | | |
| Bicarbonate Alkalinity, (calc.) | 2/20/20 13:30 | 2/20/20 14:00 | | 1 | 170 | mg/L | | | |
| Carbonate Alkalinity, (calc.) | 2/20/20 13:30 | 2/20/20 14:00 | | 1 | 0.18 | mg/L | | | |
| ***Analytical Method: SM 4500PF-OP*** | ***Analyst: CES*** | | | | | | | | |
| Ortho Phosphate | 2/11/20 17:11 | 2/11/20 17:11 | | 1 | Not Detected | mg/L as P | 0.010 | 0.03 | U |
| ***Analytical Method: SM 5310 B*** | ***Analyst: HRG*** | | | | | | | | |
| * Total Organic Carbon | 2/17/20 16:27 | 2/17/20 16:27 | | 1 | 2.97 | mg/L | 1.00 | 2 | |
| ***Analytical Method: SM4500Cl E*** | ***Analyst: JCC*** | | | | | | | | |
| * Chloride | 2/14/20 10:06 | 2/14/20 10:06 | | 3 | 32.6 | mg/L | 1.50 | 3 | |
| ***Analytical Method: SM4500F G 2017*** | ***Analyst: JCC*** | | | | | | | | |
| * Fluoride | 2/14/20 14:14 | 2/14/20 14:14 | | 1 | 0.388 | mg/L | 0.05 | 0.1 | |
| ***Analytical Method: SM4500SO4 E*** | ***Analyst: JCC*** | | | | | | | | |
| * Sulfate | 2/17/20 14:10 | 2/17/20 14:10 | | 50 | 513 | mg/L | 25.00 | 50 | |

MDL's and RL's are adjusted for sample dilution, as applicable

**Comments:** Revised Copy: Customer requested total and dissolved aluminum. LBM 3/6/2020
The client submitted filtered samples for dissolved analysis, but no MB or LCS were submitted.
Therefore, dissolved data is qualified. LBM 3/2/2020

Reported: 3/17/2020
Version: 3.1
COA_CCR

Alabama Power
General Test Laboratory
744 County Road 87, GSC #8
Calera, AL 35040

# *Batch QC Summary*

Revised Copy

Alabama Power

**Customer Account:** WMWMILAP
**Sample Date:** 2/10/20 12:35
**Customer ID:**
**Delivery Date:** 2/11/20 08:49

**Description**: Miller Ash Pond - MR-AP- MW-3D DUP

**Laboratory ID Number:** BA02731

| Sample | Analysis | Units | MB | MB Limit | Spike | MS | MSD | Standard | Standard Limit | Rec | Rec Limit | Prec | Prec Limit |
|---|---|---|---|---|---|---|---|---|---|---|---|---|---|
| BA02731 | Aluminum, Dissolved | mg/L | 0.000678 | 0.0088 | 0.10 | 0.0968 | 0.0959 | 0.0986 | 0.085 to 0.115 | 96.8 | 70 to 130 | 0.934 | 20 |
| BA02733 | Aluminum, Total | mg/L | 0.00228 | 0.0088 | 0.10 | 0.102 | 0.103 | 0.101 | 0.085 to 0.115 | 102 | 70 to 130 | 0.976 | 20 |
| BA02733 | Barium, Total | mg/L | 0.0000235 | 0.0002 | 0.10 | 0.0959 | 0.0944 | 0.0964 | 0.085 to 0.115 | 95.9 | 70 to 130 | 1.58 | 20 |
| BA02731 | Manganese, Dissolved | mg/L | 0.0000237 | 0.0001474 | 0.100 | 1.82 | 1.79 | 0.101 | 0.085 to 0.115 | 130 | 70 to 130 | 1.66 | 20 |
| BA02733 | Calcium, Total | mg/L | -0.00998 | 0.1518 | 5.00 | 5.16 | 5.14 | 5.13 | 4.25 to 5.75 | 103 | 70 to 130 | 0.388 | 20 |
| BA02733 | Iron, Total | mg/L | 0.0000868 | 0.0176 | 0.2 | 0.204 | 0.203 | 0.203 | 0.17 to 0.23 | 102 | 70 to 130 | 0.491 | 20 |
| BA02731 | Cadmium, Dissolved | mg/L | -0.00000055 | 0.0001474 | 0.10 | 0.0975 | 0.0945 | 0.102 | 0.085 to 0.115 | 97.5 | 70 to 130 | 3.12 | 20 |
| BA02731 | Cobalt, Dissolved | mg/L | 0.00000167 | 0.0001474 | 0.10 | 0.0995 | 0.100 | 0.0999 | 0.085 to 0.115 | 94.7 | 70 to 130 | 0.501 | 20 |
| BA02733 | Sodium, Total | mg/L | -0.0000866 | 0.044 | 5.00 | 5.05 | 5.04 | 5.05 | 4.25 to 5.75 | 101 | 70 to 130 | 0.198 | 20 |
| BA02731 | Iron, Dissolved | mg/L | 0.000852 | 0.0176 | 0.2 | 2.89 | 2.90 | 0.203 | 0.17 to 0.23 | 85.0 | 70 to 130 | 0.345 | 20 |
| BA02731 | Antimony, Dissolved | mg/L | 0.000167 | 0.00066 | 0.10 | 0.0853 | 0.0813 | 0.0920 | 0.085 to 0.115 | 85.3 | 70 to 130 | 4.80 | 20 |
| BA02733 | Lithium, Total | mg/L | 0.00000501 | 0.0154 | 0.20 | 0.200 | 0.198 | 0.199 | 0.17 to 0.23 | 100 | 70 to 130 | 1.01 | 20 |
| BA02733 | Thallium, Total | mg/L | 0.0000151 | 0.0001474 | 0.10 | 0.105 | 0.103 | 0.101 | 0.085 to 0.115 | 105 | 70 to 130 | 1.92 | 20 |
| BA02733 | Total Organic Carbon | mg/L | 0.690 | 1.00 | 10.0 | 8.74 | 8.81 | 9.64 | 9 to 11 | 87.4 | 80 to 120 | 0.798 | 20 |
| BA02731 | Lead, Dissolved | mg/L | 0.0000154 | 0.0001474 | 0.10 | 0.0986 | 0.103 | 0.101 | 0.085 to 0.115 | 98.6 | 70 to 130 | 4.37 | 20 |
| BA02733 | Chromium, Total | mg/L | -0.0000419 | 0.00044 | 0.10 | 0.0995 | 0.101 | 0.1000 | 0.085 to 0.115 | 99.5 | 70 to 130 | 1.50 | 20 |
| BA02733 | Manganese, Total | mg/L | 0.0000130 | 0.0001474 | 0.10 | 0.0990 | 0.102 | 0.100 | 0.085 to 0.115 | 99.0 | 70 to 130 | 2.99 | 20 |
| BA02731 | Beryllium, Dissolved | mg/L | 0.0000455 | 0.00088 | 0.10 | 0.0968 | 0.0944 | 0.0969 | 0.085 to 0.115 | 96.8 | 70 to 130 | 2.51 | 20 |
| BA02731 | Chromium, Dissolved | mg/L | -0.00000949 | 0.00044 | 0.10 | 0.0975 | 0.0972 | 0.101 | 0.085 to 0.115 | 97.5 | 70 to 130 | 0.308 | 20 |
| BA02731 | Molybdenum, Dissolved | mg/L | 0.00000559 | 0.0001474 | 0.10 | 0.121 | 0.122 | 0.0979 | 0.085 to 0.115 | 95.4 | 70 to 130 | 0.823 | 20 |
| BA02733 | Arsenic, Total | mg/L | 0.0000250 | 0.0001474 | 0.10 | 0.101 | 0.102 | 0.101 | 0.085 to 0.115 | 101 | 70 to 130 | 0.985 | 20 |
| BA02733 | Cobalt, Total | mg/L | -0.00000021 | 0.0001474 | 0.10 | 0.0982 | 0.100 | 0.0987 | 0.085 to 0.115 | 98.2 | 70 to 130 | 1.82 | 20 |
| BA02733 | Potassium, Total | mg/L | 0.00542 | 0.3674 | 10.0 | 9.93 | 10.0 | 9.84 | 8.5 to 11.5 | 99.3 | 70 to 130 | 0.702 | 20 |
| BA02733 | Magnesium, Total | mg/L | 0.00310 | 0.0462 | 5.00 | 5.07 | 5.07 | 5.08 | 4.25 to 5.75 | 101 | 70 to 130 | 0.00 | 20 |

**Comments:** Revised Copy: Customer requested total and dissolved aluminum. LBM 3/6/2020
The client submitted filtered samples for dissolved analysis, but no MB or LCS were submitted.
Therefore, dissolved data is qualified. LBM 3/2/2020

Reported: 3/17/2020
Version: 3.1
COA_CCR

Alabama Power
General Test Laboratory
744 County Road 87, GSC #8
Calera, AL 35040

# *Batch QC Summary*

Alabama Power

## Revised Copy

**Customer Account:** WMWMILAP
**Sample Date:** 2/10/20 12:35
**Customer ID:**
**Delivery Date:** 2/11/20 08:49

**Description**: Miller Ash Pond - MR-AP- MW-3D DUP

**Laboratory ID Number:** BA02731

| Sample | Analysis | Units | MB | MB Limit | Spike | MS | MSD | Standard | Standard Limit | Rec | Rec Limit | Prec | Prec Limit |
|---|---|---|---|---|---|---|---|---|---|---|---|---|---|
| BA02733 | Lead, Total | mg/L | 0.0000185 | 0.0001474 | 0.10 | 0.101 | 0.100 | 0.0992 | 0.085 to 0.115 | 101 | 70 to 130 | 0.995 | 20 |
| BA02731 | Thallium, Dissolved | mg/L | 0.0000112 | 0.0001474 | 0.10 | 0.101 | 0.104 | 0.103 | 0.085 to 0.115 | 101 | 70 to 130 | 2.93 | 20 |
| BA02733 | Beryllium, Total | mg/L | 0.0000443 | 0.00088 | 0.10 | 0.0947 | 0.0903 | 0.0930 | 0.085 to 0.115 | 94.7 | 70 to 130 | 4.76 | 20 |
| BA02733 | Antimony, Total | mg/L | 0.000118 | 0.00066 | 0.10 | 0.0905 | 0.0904 | 0.0926 | 0.085 to 0.115 | 90.5 | 70 to 130 | 0.111 | 20 |
| BA02733 | Silicon, Total | mg/L | -0.000664 | 0.044 | 1.00 | 1.01 | 1.01 | 0.996 | 0.850 to 1.15 | 101 | 70 to 130 | 0.00 | 20 |
| BA02731 | Arsenic, Dissolved | mg/L | 0.00000166 | 0.0001474 | 0.10 | 0.112 | 0.112 | 0.104 | 0.085 to 0.115 | 102 | 70 to 130 | 0.00 | 20 |
| BA02731 | Selenium, Dissolved | mg/L | 0.0000408 | 0.00066 | 0.10 | 0.0980 | 0.0986 | 0.0989 | 0.085 to 0.115 | 98.0 | 70 to 130 | 0.610 | 20 |
| BA02733 | Ortho Phosphate | mg/L as P | 0.001 | 0.015 | 0.250 | 0.250 | 0.251 | 0.242 | 0.225 to 0.275 | 100 | 80 to 120 | 0.399 | 10 |
| BA02733 | Boron, Total | mg/L | 0.00213 | 0.0650254 | 1.00 | 1.01 | 1.01 | 1.01 | 0.85 to 1.15 | 101 | 70 to 130 | 0.00 | 20 |
| BA02733 | Cadmium, Total | mg/L | -0.00000447 | 0.0001474 | 0.10 | 0.0989 | 0.1000 | 0.101 | 0.085 to 0.115 | 98.9 | 70 to 130 | 1.11 | 20 |
| BA02733 | Molybdenum, Total | mg/L | 0.00000164 | 0.0001474 | 0.10 | 0.0945 | 0.0971 | 0.0965 | 0.085 to 0.115 | 94.5 | 70 to 130 | 2.71 | 20 |
| BA02733 | Selenium, Total | mg/L | 0.0000364 | 0.00066 | 0.10 | 0.0971 | 0.0975 | 0.0977 | 0.085 to 0.115 | 97.1 | 70 to 130 | 0.411 | 20 |

**Comments:** Revised Copy: Customer requested total and dissolved aluminum. LBM 3/6/2020
The client submitted filtered samples for dissolved analysis, but no MB or LCS were submitted.
Therefore, dissolved data is qualified. LBM 3/2/2020

Alabama Power
General Test Laboratory
744 County Road 87, GSC #8
Calera, AL 35040

Alabama Power

# *Batch QC Summary*

## Revised Copy

**Customer Account:** WMWMILAP
**Sample Date:** 2/10/20 12:35
**Customer ID:**
**Delivery Date:** 2/11/20 08:49

**Description:** Miller Ash Pond - MR-AP- MW-3D DUP

**Laboratory ID Number:** BA02731

| Sample | Analysis | Units | MB | MB Limit | Spike | MS | Sample Duplicate | Standard | Standard Limit | Rec | Rec Limit | Prec | Prec Limit |
|---|---|---|---|---|---|---|---|---|---|---|---|---|---|
| BA02731 | Alkalinity, Total as CaCO3 | mg/L | | | | | 171 | 49.9 | 45.0 to 55.0 | | | 0.587 | 10 |
| BA02733 | Fluoride | mg/L | 0.0255 | 0.05 | 2.50 | 2.45 | 0.0215 | 2.53 | 2.25 to 2.75 | 98.0 | 80 to 120 | 0.00 | 20 |
| BA02733 | Nitrogen, Nitrate/Nitrite | mg/L as N | -0.06 | 0.20 | 2.00 | 1.93 | -0.032 | 1.87 | 1.8 to 2.2 | 96.5 | 90 to 110 | 0.00 | 15 |
| BA02733 | Sulfate | mg/L | -0.454 | 0.50 | 20.0 | 19.0 | -0.485 | 19.6 | 18 to 22 | 95.0 | 80 to 120 | 0.00 | 20 |
| BA02733 | Chloride | mg/L | -0.00192 | 0.50 | 10.0 | 9.83 | 0.137 | 10.2 | 9 to 11 | 98.3 | 80 to 120 | 0.00 | 20 |
| BA02733 | Nitrogen, Nitrite | mg/L as N | 0.002 | 0.20 | 0.50 | 0.524 | 0.001 | 0.782 | 0.675 to 0.825 | 105 | 90 to 110 | 0.00 | 15 |

**Comments:** Revised Copy: Customer requested total and dissolved aluminum. LBM 3/6/2020
The client submitted filtered samples for dissolved analysis, but no MB or LCS were submitted.
Therefore, dissolved data is qualified. LBM 3/2/2020

Reported: 3/17/2020
Version: 3.1
COA_CCR

Alabama Power
General Test Laboratory
744 County Road 87, GSC #8
Calera, AL 35040

# *Certificate Of Analysis*

Alabama Power

## Revised Copy

**Description:** Miller Ash Pond Field Blank

**Location Code:** WMWMILAPFB
**Collected:** 2/10/20 12:50
**Customer ID:**
**Submittal Date:** 2/11/20 08:49

**Laboratory ID Number:** BA02732

| Name | Prepared | Analyzed | Vio Spec | DF | Results | Units | MDL | RL | Q |
|---|---|---|---|---|---|---|---|---|---|
| ***Analytical Method: EPA 200.7*** | ***Analyst: RDA*** | | | | ***Preparation Method: EPA 1638*** | | | | |
| * Boron, Total | 2/13/20 15:35 | 2/14/20 11:13 | | 1.015 | Not Detected | mg/L | 0.03 | 0.1 | U |
| * Calcium, Total | 2/13/20 15:35 | 2/14/20 11:13 | | 1.015 | Not Detected | mg/L | 0.1 | 0.5 | U |
| Silicon, Total | 2/13/20 15:35 | 2/14/20 11:13 | | 1.015 | Not Detected | mg/L | 0.03 | 0.3 | U |
| * Iron, Total | 2/13/20 15:35 | 2/14/20 11:13 | | 1.015 | Not Detected | mg/L | 0.02 | 0.05 | U |
| * Lithium, Total | 2/13/20 15:35 | 2/14/20 11:13 | | 1.015 | Not Detected | mg/L | 0.01 | 0.02 | U |
| * Magnesium, Total | 2/13/20 15:35 | 2/14/20 11:13 | | 1.015 | Not Detected | mg/L | 0.1 | 0.5 | U |
| Silica, Total (calc.) | 2/13/20 15:35 | 2/14/20 11:13 | | 1 | Not Detected | mg/L | | | U |
| * Sodium, Total | 2/13/20 15:35 | 2/14/20 11:13 | | 1.015 | Not Detected | mg/L | 0.1 | 0.5 | U |
| ***Analytical Method: EPA 200.8*** | ***Analyst: DLJ*** | | | | ***Preparation Method: EPA 1638*** | | | | |
| * Antimony, Total | 2/11/20 09:57 | 2/11/20 16:10 | | 1.015 | Not Detected | mg/L | 0.0008 | 0.003 | U |
| * Aluminum, Total | 2/11/20 09:57 | 2/11/20 16:10 | | 1.015 | Not Detected | mg/L | 0.02 | 0.06 | U |
| * Arsenic, Total | 2/11/20 09:57 | 2/11/20 16:10 | | 1.015 | Not Detected | mg/L | 0.001 | 0.005 | U |
| * Barium, Total | 2/11/20 09:57 | 2/11/20 16:10 | | 1.015 | Not Detected | mg/L | 0.002 | 0.01 | U |
| * Beryllium, Total | 2/11/20 09:57 | 2/11/20 16:10 | | 1.015 | Not Detected | mg/L | 0.0006 | 0.003 | U |
| * Cadmium, Total | 2/11/20 09:57 | 2/11/20 16:10 | | 1.015 | Not Detected | mg/L | 0.0003 | 0.001 | U |
| * Chromium, Total | 2/11/20 09:57 | 2/11/20 16:10 | | 1.015 | Not Detected | mg/L | 0.002 | 0.01 | U |
| * Cobalt, Total | 2/11/20 09:57 | 2/11/20 16:10 | | 1.015 | Not Detected | mg/L | 0.002 | 0.005 | U |
| * Lead, Total | 2/11/20 09:57 | 2/11/20 16:10 | | 1.015 | Not Detected | mg/L | 0.001 | 0.005 | U |
| * Molybdenum, Total | 2/11/20 09:57 | 2/11/20 16:10 | | 1.015 | Not Detected | mg/L | 0.002 | 0.01 | U |
| * Manganese, Total | 2/11/20 09:57 | 2/11/20 16:10 | | 1.015 | Not Detected | mg/L | 0.001 | 0.005 | U |
| * Potassium, Total | 2/11/20 09:57 | 2/11/20 16:10 | | 1.015 | Not Detected | mg/L | 0.3 | 2.5 | U |
| * Selenium, Total | 2/11/20 09:57 | 2/11/20 16:10 | | 1.015 | Not Detected | mg/L | 0.002 | 0.01 | U |
| * Thallium, Total | 2/11/20 09:57 | 2/11/20 16:10 | | 1.015 | Not Detected | mg/L | 0.0002 | 0.001 | U |
| ***Analytical Method: EPA 353.2*** | ***Analyst: CES*** | | | | | | | | |
| * Nitrogen, Nitrate/Nitrite | 2/11/20 16:22 | 2/11/20 16:22 | | 1 | Not Detected | mg/L as N | 0.20 | 0.3 | U |
| Nitrogen, Nitrate (calc.) | 2/11/20 16:22 | 2/11/20 16:22 | | 1 | Not Detected | mg/L as N | | | U |
| Nitrogen, Nitrite | 2/11/20 14:15 | 2/11/20 14:15 | | 1 | Not Detected | mg/L as N | 0.20 | 0.3 | U |
| ***Analytical Method: SM 4500PF-OP*** | ***Analyst: CES*** | | | | | | | | |
| Ortho Phosphate | 2/11/20 17:31 | 2/11/20 17:31 | | 1 | Not Detected | mg/L as P | 0.010 | 0.03 | U |

MDL's and RL's are adjusted for sample dilution, as applicable

**Comments:** Revised Copy: Customer requested total aluminum. LBM 3/6/2020

Reported: 3/17/2020
Version: 3.1
COA_CCR

Alabama Power
General Test Laboratory
744 County Road 87, GSC #8
Calera, AL 35040

# *Certificate Of Analysis*

Alabama Power

## Revised Copy

**Description:** Miller Ash Pond Field Blank

**Location Code:** WMWMILAPFB
**Collected:** 2/10/20 12:50
**Customer ID:**
**Submittal Date:** 2/11/20 08:49

**Laboratory ID Number:** BA02732

| Name | Prepared | Analyzed | Vio Spec | DF | Results | Units | MDL | RL | Q |
|---|---|---|---|---|---|---|---|---|---|
| ***Analytical Method: SM 5310 B*** | | ***Analyst: HRG*** | | | | | | | |
| * Total Organic Carbon | 2/17/20 16:39 | 2/17/20 16:39 | | 1 | Not Detected | mg/L | 1.00 | 2 | U |
| ***Analytical Method: SM4500Cl E*** | | ***Analyst: JCC*** | | | | | | | |
| * Chloride | 2/14/20 10:08 | 2/14/20 10:08 | | 1 | Not Detected | mg/L | 0.50 | 1 | U |
| ***Analytical Method: SM4500F G 2017*** | | ***Analyst: JCC*** | | | | | | | |
| * Fluoride | 2/14/20 14:16 | 2/14/20 14:16 | | 1 | Not Detected | mg/L | 0.05 | 0.1 | U |
| ***Analytical Method: SM4500SO4 E*** | | ***Analyst: JCC*** | | | | | | | |
| * Sulfate | 2/17/20 14:11 | 2/17/20 14:11 | | 1 | Not Detected | mg/L | 0.50 | 1 | U |

MDL's and RL's are adjusted for sample dilution, as applicable

**Comments:** Revised Copy: Customer requested total aluminum. LBM 3/6/2020

Reported: 3/17/2020
Version: 3.1
COA_CCR

Alabama Power
General Test Laboratory
744 County Road 87, GSC #8
Calera, AL 35040

# *Batch QC Summary*

Revised Copy

Alabama Power

**Customer Account:** WMWMILAPFB
**Sample Date:** 2/10/20 12:50
**Customer ID:**
**Delivery Date:** 2/11/20 08:49

**Description**: Miller Ash Pond Field Blank

**Laboratory ID Number:** BA02732

| Sample | Analysis | Units | MB | MB Limit | Spike | MS | MSD | Standard | Standard Limit | Rec | Rec Limit | Prec | Prec Limit |
|---|---|---|---|---|---|---|---|---|---|---|---|---|---|
| BA02733 | Sodium, Total | mg/L | -0.0000866 | 0.044 | 5.00 | 5.05 | 5.04 | 5.05 | 4.25 to 5.75 | 101 | 70 to 130 | 0.198 | 20 |
| BA02733 | Arsenic, Total | mg/L | 0.0000250 | 0.0001474 | 0.10 | 0.101 | 0.102 | 0.101 | 0.085 to 0.115 | 101 | 70 to 130 | 0.985 | 20 |
| BA02733 | Cobalt, Total | mg/L | -0.00000021 | 0.0001474 | 0.10 | 0.0982 | 0.100 | 0.0987 | 0.085 to 0.115 | 98.2 | 70 to 130 | 1.82 | 20 |
| BA02733 | Potassium, Total | mg/L | 0.00542 | 0.3674 | 10.0 | 9.93 | 10.0 | 9.84 | 8.5 to 11.5 | 99.3 | 70 to 130 | 0.702 | 20 |
| BA02733 | Magnesium, Total | mg/L | 0.00310 | 0.0462 | 5.00 | 5.07 | 5.07 | 5.08 | 4.25 to 5.75 | 101 | 70 to 130 | 0.00 | 20 |
| BA02733 | Lead, Total | mg/L | 0.0000185 | 0.0001474 | 0.10 | 0.101 | 0.100 | 0.0992 | 0.085 to 0.115 | 101 | 70 to 130 | 0.995 | 20 |
| BA02733 | Chromium, Total | mg/L | -0.0000419 | 0.00044 | 0.10 | 0.0995 | 0.101 | 0.1000 | 0.085 to 0.115 | 99.5 | 70 to 130 | 1.50 | 20 |
| BA02733 | Manganese, Total | mg/L | 0.0000130 | 0.0001474 | 0.10 | 0.0990 | 0.102 | 0.100 | 0.085 to 0.115 | 99.0 | 70 to 130 | 2.99 | 20 |
| BA02733 | Lithium, Total | mg/L | 0.00000501 | 0.0154 | 0.20 | 0.200 | 0.198 | 0.199 | 0.17 to 0.23 | 100 | 70 to 130 | 1.01 | 20 |
| BA02733 | Thallium, Total | mg/L | 0.0000151 | 0.0001474 | 0.10 | 0.105 | 0.103 | 0.101 | 0.085 to 0.115 | 105 | 70 to 130 | 1.92 | 20 |
| BA02733 | Total Organic Carbon | mg/L | 0.690 | 1.00 | 10.0 | 8.74 | 8.81 | 9.64 | 9 to 11 | 87.4 | 80 to 120 | 0.798 | 20 |
| BA02733 | Calcium, Total | mg/L | -0.00998 | 0.1518 | 5.00 | 5.16 | 5.14 | 5.13 | 4.25 to 5.75 | 103 | 70 to 130 | 0.388 | 20 |
| BA02733 | Iron, Total | mg/L | 0.0000868 | 0.0176 | 0.2 | 0.204 | 0.203 | 0.203 | 0.17 to 0.23 | 102 | 70 to 130 | 0.491 | 20 |
| BA02733 | Aluminum, Total | mg/L | 0.00228 | 0.0088 | 0.10 | 0.102 | 0.103 | 0.101 | 0.085 to 0.115 | 102 | 70 to 130 | 0.976 | 20 |
| BA02733 | Barium, Total | mg/L | 0.0000235 | 0.0002 | 0.10 | 0.0959 | 0.0944 | 0.0964 | 0.085 to 0.115 | 95.9 | 70 to 130 | 1.58 | 20 |
| BA02733 | Beryllium, Total | mg/L | 0.0000443 | 0.00088 | 0.10 | 0.0947 | 0.0903 | 0.0930 | 0.085 to 0.115 | 94.7 | 70 to 130 | 4.76 | 20 |
| BA02733 | Antimony, Total | mg/L | 0.000118 | 0.00066 | 0.10 | 0.0905 | 0.0904 | 0.0926 | 0.085 to 0.115 | 90.5 | 70 to 130 | 0.111 | 20 |
| BA02733 | Silicon, Total | mg/L | -0.000664 | 0.044 | 1.00 | 1.01 | 1.01 | 0.996 | 0.850 to 1.15 | 101 | 70 to 130 | 0.00 | 20 |
| BA02733 | Ortho Phosphate | mg/L as P | 0.001 | 0.015 | 0.250 | 0.250 | 0.251 | 0.242 | 0.225 to 0.275 | 100 | 80 to 120 | 0.399 | 10 |
| BA02733 | Boron, Total | mg/L | 0.00213 | 0.0650254 | 1.00 | 1.01 | 1.01 | 1.01 | 0.85 to 1.15 | 101 | 70 to 130 | 0.00 | 20 |
| BA02733 | Cadmium, Total | mg/L | -0.00000447 | 0.0001474 | 0.10 | 0.0989 | 0.1000 | 0.101 | 0.085 to 0.115 | 98.9 | 70 to 130 | 1.11 | 20 |
| BA02733 | Molybdenum, Total | mg/L | 0.00000164 | 0.0001474 | 0.10 | 0.0945 | 0.0971 | 0.0965 | 0.085 to 0.115 | 94.5 | 70 to 130 | 2.71 | 20 |
| BA02733 | Selenium, Total | mg/L | 0.0000364 | 0.00066 | 0.10 | 0.0971 | 0.0975 | 0.0977 | 0.085 to 0.115 | 97.1 | 70 to 130 | 0.411 | 20 |

**Comments:** Revised Copy: Customer requested total aluminum. LBM 3/6/2020

Alabama Power
General Test Laboratory
744 County Road 87, GSC #8
Calera, AL 35040

Alabama Power

# *Batch QC Summary*

## Revised Copy

**Customer Account:** WMWMILAPFB
**Sample Date:** 2/10/20 12:50
**Customer ID:**
**Delivery Date:** 2/11/20 08:49

**Description:** Miller Ash Pond Field Blank

**Laboratory ID Number:** BA02732

| Sample | Analysis | Units | MB | MB Limit | Spike | MS | Sample Duplicate | Standard | Standard Limit | Rec | Rec Limit | Prec | Prec Limit |
|---|---|---|---|---|---|---|---|---|---|---|---|---|---|
| BA02733 | Sulfate | mg/L | -0.454 | 0.50 | 20.0 | 19.0 | -0.485 | 19.6 | 18 to 22 | 95.0 | 80 to 120 | 0.00 | 20 |
| BA02733 | Fluoride | mg/L | 0.0255 | 0.05 | 2.50 | 2.45 | 0.0215 | 2.53 | 2.25 to 2.75 | 98.0 | 80 to 120 | 0.00 | 20 |
| BA02733 | Nitrogen, Nitrate/Nitrite | mg/L as N | -0.06 | 0.20 | 2.00 | 1.93 | -0.032 | 1.87 | 1.8 to 2.2 | 96.5 | 90 to 110 | 0.00 | 15 |
| BA02733 | Chloride | mg/L | -0.00192 | 0.50 | 10.0 | 9.83 | 0.137 | 10.2 | 9 to 11 | 98.3 | 80 to 120 | 0.00 | 20 |
| BA02733 | Nitrogen, Nitrite | mg/L as N | 0.002 | 0.20 | 0.50 | 0.524 | 0.001 | 0.782 | 0.675 to 0.825 | 105 | 90 to 110 | 0.00 | 15 |

**Comments:** Revised Copy: Customer requested total aluminum. LBM 3/6/2020



Reported: 3/17/2020
Version: 3.1
COA_CCR

Alabama Power
General Test Laboratory
744 County Road 87, GSC #8
Calera, AL 35040

# *Certificate Of Analysis*

Alabama Power

## Revised Copy

**Description:** Miller Ash Pond Equipment Blank

**Location Code:** WMWMILAPEB
**Collected:** 2/10/20 15:05
**Customer ID:**
**Submittal Date:** 2/11/20 08:49

**Laboratory ID Number:** BA02733

| Name | Prepared | Analyzed | Vio Spec | DF | Results | Units | MDL | RL | Q |
|---|---|---|---|---|---|---|---|---|---|
| ***Analytical Method: EPA 200.7*** | ***Analyst: RDA*** | | | | ***Preparation Method: EPA 1638*** | | | | |
| * Boron, Total | 2/13/20 15:35 | 2/14/20 11:16 | | 1.015 | Not Detected | mg/L | 0.03 | 0.1 | U |
| * Calcium, Total | 2/13/20 15:35 | 2/14/20 11:16 | | 1.015 | Not Detected | mg/L | 0.1 | 0.5 | U |
| Silicon, Total | 2/13/20 15:35 | 2/14/20 11:16 | | 1.015 | Not Detected | mg/L | 0.03 | 0.3 | U |
| * Iron, Total | 2/13/20 15:35 | 2/14/20 11:16 | | 1.015 | Not Detected | mg/L | 0.02 | 0.05 | U |
| * Lithium, Total | 2/13/20 15:35 | 2/14/20 11:16 | | 1.015 | Not Detected | mg/L | 0.01 | 0.02 | U |
| * Magnesium, Total | 2/13/20 15:35 | 2/14/20 11:16 | | 1.015 | Not Detected | mg/L | 0.1 | 0.5 | U |
| Silica, Total (calc.) | 2/13/20 15:35 | 2/14/20 11:16 | | 1 | Not Detected | mg/L | | | U |
| * Sodium, Total | 2/13/20 15:35 | 2/14/20 11:16 | | 1.015 | Not Detected | mg/L | 0.1 | 0.5 | U |
| ***Analytical Method: EPA 200.8*** | ***Analyst: DLJ*** | | | | ***Preparation Method: EPA 1638*** | | | | |
| * Antimony, Total | 2/11/20 09:57 | 2/11/20 16:12 | | 1.015 | Not Detected | mg/L | 0.0008 | 0.003 | U |
| * Aluminum, Total | 2/11/20 09:57 | 2/11/20 16:12 | | 1.015 | Not Detected | mg/L | 0.02 | 0.06 | U |
| * Arsenic, Total | 2/11/20 09:57 | 2/11/20 16:12 | | 1.015 | Not Detected | mg/L | 0.001 | 0.005 | U |
| * Barium, Total | 2/11/20 09:57 | 2/11/20 16:12 | | 1.015 | Not Detected | mg/L | 0.002 | 0.01 | U |
| * Beryllium, Total | 2/11/20 09:57 | 2/11/20 16:12 | | 1.015 | Not Detected | mg/L | 0.0006 | 0.003 | U |
| * Cadmium, Total | 2/11/20 09:57 | 2/11/20 16:12 | | 1.015 | Not Detected | mg/L | 0.0003 | 0.001 | U |
| * Chromium, Total | 2/11/20 09:57 | 2/11/20 16:12 | | 1.015 | Not Detected | mg/L | 0.002 | 0.01 | U |
| * Cobalt, Total | 2/11/20 09:57 | 2/11/20 16:12 | | 1.015 | Not Detected | mg/L | 0.002 | 0.005 | U |
| * Lead, Total | 2/11/20 09:57 | 2/11/20 16:12 | | 1.015 | Not Detected | mg/L | 0.001 | 0.005 | U |
| * Molybdenum, Total | 2/11/20 09:57 | 2/11/20 16:12 | | 1.015 | Not Detected | mg/L | 0.002 | 0.01 | U |
| * Manganese, Total | 2/11/20 09:57 | 2/11/20 16:12 | | 1.015 | Not Detected | mg/L | 0.001 | 0.005 | U |
| * Potassium, Total | 2/11/20 09:57 | 2/11/20 16:12 | | 1.015 | Not Detected | mg/L | 0.3 | 2.5 | U |
| * Selenium, Total | 2/11/20 09:57 | 2/11/20 16:12 | | 1.015 | Not Detected | mg/L | 0.002 | 0.01 | U |
| * Thallium, Total | 2/11/20 09:57 | 2/11/20 16:12 | | 1.015 | Not Detected | mg/L | 0.0002 | 0.001 | U |
| ***Analytical Method: EPA 353.2*** | ***Analyst: CES*** | | | | | | | | |
| * Nitrogen, Nitrate/Nitrite | 2/11/20 16:23 | 2/11/20 16:23 | | 1 | Not Detected | mg/L as N | 0.20 | 0.3 | U |
| Nitrogen, Nitrate (calc.) | 2/11/20 16:23 | 2/11/20 16:23 | | 1 | Not Detected | mg/L as N | | | U |
| Nitrogen, Nitrite | 2/11/20 14:16 | 2/11/20 14:16 | | 1 | Not Detected | mg/L as N | 0.20 | 0.3 | U |
| ***Analytical Method: SM 4500PF-OP*** | ***Analyst: CES*** | | | | | | | | |
| Ortho Phosphate | 2/11/20 17:32 | 2/11/20 17:32 | | 1 | Not Detected | mg/L as P | 0.010 | 0.03 | U |

MDL's and RL's are adjusted for sample dilution, as applicable

**Comments:** Revised Copy: Customer requested total aluminum. LBM 3/6/2020

Reported: 3/17/2020
Version: 3.1
COA_CCR

Alabama Power
General Test Laboratory
744 County Road 87, GSC #8
Calera, AL 35040

# *Certificate Of Analysis*

Alabama Power

## Revised Copy

**Description:** Miller Ash Pond Equipment Blank

**Location Code:** WMWMILAPEB
**Collected:** 2/10/20 15:05
**Customer ID:**
**Submittal Date:** 2/11/20 08:49

**Laboratory ID Number:** BA02733

| Name | Prepared | Analyzed | Vio Spec | DF | Results | Units | MDL | RL | Q |
|---|---|---|---|---|---|---|---|---|---|
| ***Analytical Method: SM 5310 B*** | | ***Analyst: HRG*** | | | | | | | |
| * Total Organic Carbon | 2/17/20 16:50 | 2/17/20 16:50 | | 1 | Not Detected | mg/L | 1.00 | 2 | U |
| ***Analytical Method: SM4500Cl E*** | | ***Analyst: JCC*** | | | | | | | |
| * Chloride | 2/14/20 10:09 | 2/14/20 10:09 | | 1 | Not Detected | mg/L | 0.50 | 1 | U |
| ***Analytical Method: SM4500F G 2017*** | | ***Analyst: JCC*** | | | | | | | |
| * Fluoride | 2/14/20 14:17 | 2/14/20 14:17 | | 1 | Not Detected | mg/L | 0.05 | 0.1 | U |
| ***Analytical Method: SM4500SO4 E*** | | ***Analyst: JCC*** | | | | | | | |
| * Sulfate | 2/17/20 14:13 | 2/17/20 14:13 | | 1 | Not Detected | mg/L | 0.50 | 1 | U |

MDL's and RL's are adjusted for sample dilution, as applicable

**Comments:** Revised Copy: Customer requested total aluminum. LBM 3/6/2020

Reported: 3/17/2020
Version: 3.1
COA_CCR

Alabama Power
General Test Laboratory
744 County Road 87, GSC #8
Calera, AL 35040

# *Batch QC Summary*

Revised Copy

Alabama Power

**Customer Account:** WMWMILAPEB
**Sample Date:** 2/10/20 15:05
**Customer ID:**
**Delivery Date:** 2/11/20 08:49

**Description**: Miller Ash Pond Equipment Blank

**Laboratory ID Number:** BA02733

| Sample | Analysis | Units | MB | MB Limit | Spike | MS | MSD | Standard | Standard Limit | Rec | Rec Limit | Prec | Prec Limit |
|---|---|---|---|---|---|---|---|---|---|---|---|---|---|
| BA02733 | Sodium, Total | mg/L | -0.0000866 | 0.044 | 5.00 | 5.05 | 5.04 | 5.05 | 4.25 to 5.75 | 101 | 70 to 130 | 0.198 | 20 |
| BA02733 | Lithium, Total | mg/L | 0.00000501 | 0.0154 | 0.20 | 0.200 | 0.198 | 0.199 | 0.17 to 0.23 | 100 | 70 to 130 | 1.01 | 20 |
| BA02733 | Thallium, Total | mg/L | 0.0000151 | 0.0001474 | 0.10 | 0.105 | 0.103 | 0.101 | 0.085 to 0.115 | 105 | 70 to 130 | 1.92 | 20 |
| BA02733 | Total Organic Carbon | mg/L | 0.690 | 1.00 | 10.0 | 8.74 | 8.81 | 9.64 | 9 to 11 | 87.4 | 80 to 120 | 0.798 | 20 |
| BA02733 | Chromium, Total | mg/L | -0.0000419 | 0.00044 | 0.10 | 0.0995 | 0.101 | 0.1000 | 0.085 to 0.115 | 99.5 | 70 to 130 | 1.50 | 20 |
| BA02733 | Manganese, Total | mg/L | 0.0000130 | 0.0001474 | 0.10 | 0.0990 | 0.102 | 0.100 | 0.085 to 0.115 | 99.0 | 70 to 130 | 2.99 | 20 |
| BA02733 | Aluminum, Total | mg/L | 0.00228 | 0.0088 | 0.10 | 0.102 | 0.103 | 0.101 | 0.085 to 0.115 | 102 | 70 to 130 | 0.976 | 20 |
| BA02733 | Barium, Total | mg/L | 0.0000235 | 0.0002 | 0.10 | 0.0959 | 0.0944 | 0.0964 | 0.085 to 0.115 | 95.9 | 70 to 130 | 1.58 | 20 |
| BA02733 | Arsenic, Total | mg/L | 0.0000250 | 0.0001474 | 0.10 | 0.101 | 0.102 | 0.101 | 0.085 to 0.115 | 101 | 70 to 130 | 0.985 | 20 |
| BA02733 | Cobalt, Total | mg/L | -0.00000021 | 0.0001474 | 0.10 | 0.0982 | 0.100 | 0.0987 | 0.085 to 0.115 | 98.2 | 70 to 130 | 1.82 | 20 |
| BA02733 | Potassium, Total | mg/L | 0.00542 | 0.3674 | 10.0 | 9.93 | 10.0 | 9.84 | 8.5 to 11.5 | 99.3 | 70 to 130 | 0.702 | 20 |
| BA02733 | Magnesium, Total | mg/L | 0.00310 | 0.0462 | 5.00 | 5.07 | 5.07 | 5.08 | 4.25 to 5.75 | 101 | 70 to 130 | 0.00 | 20 |
| BA02733 | Lead, Total | mg/L | 0.0000185 | 0.0001474 | 0.10 | 0.101 | 0.100 | 0.0992 | 0.085 to 0.115 | 101 | 70 to 130 | 0.995 | 20 |
| BA02733 | Calcium, Total | mg/L | -0.00998 | 0.1518 | 5.00 | 5.16 | 5.14 | 5.13 | 4.25 to 5.75 | 103 | 70 to 130 | 0.388 | 20 |
| BA02733 | Iron, Total | mg/L | 0.0000868 | 0.0176 | 0.2 | 0.204 | 0.203 | 0.203 | 0.17 to 0.23 | 102 | 70 to 130 | 0.491 | 20 |
| BA02733 | Beryllium, Total | mg/L | 0.0000443 | 0.00088 | 0.10 | 0.0947 | 0.0903 | 0.0930 | 0.085 to 0.115 | 94.7 | 70 to 130 | 4.76 | 20 |
| BA02733 | Antimony, Total | mg/L | 0.000118 | 0.00066 | 0.10 | 0.0905 | 0.0904 | 0.0926 | 0.085 to 0.115 | 90.5 | 70 to 130 | 0.111 | 20 |
| BA02733 | Silicon, Total | mg/L | -0.000664 | 0.044 | 1.00 | 1.01 | 1.01 | 0.996 | 0.850 to 1.15 | 101 | 70 to 130 | 0.00 | 20 |
| BA02733 | Ortho Phosphate | mg/L as P | 0.001 | 0.015 | 0.250 | 0.250 | 0.251 | 0.242 | 0.225 to 0.275 | 100 | 80 to 120 | 0.399 | 10 |
| BA02733 | Boron, Total | mg/L | 0.00213 | 0.0650254 | 1.00 | 1.01 | 1.01 | 1.01 | 0.85 to 1.15 | 101 | 70 to 130 | 0.00 | 20 |
| BA02733 | Cadmium, Total | mg/L | -0.00000447 | 0.0001474 | 0.10 | 0.0989 | 0.1000 | 0.101 | 0.085 to 0.115 | 98.9 | 70 to 130 | 1.11 | 20 |
| BA02733 | Molybdenum, Total | mg/L | 0.00000164 | 0.0001474 | 0.10 | 0.0945 | 0.0971 | 0.0965 | 0.085 to 0.115 | 94.5 | 70 to 130 | 2.71 | 20 |
| BA02733 | Selenium, Total | mg/L | 0.0000364 | 0.00066 | 0.10 | 0.0971 | 0.0975 | 0.0977 | 0.085 to 0.115 | 97.1 | 70 to 130 | 0.411 | 20 |

**Comments:** Revised Copy: Customer requested total aluminum. LBM 3/6/2020

Reported: 3/17/2020
Version: 3.1
COA_CCR

Alabama Power
General Test Laboratory
744 County Road 87, GSC #8
Calera, AL 35040

Alabama Power

# *Batch QC Summary*

## Revised Copy

**Customer Account:** WMWMILAPEB
**Sample Date:** 2/10/20 15:05
**Customer ID:**
**Delivery Date:** 2/11/20 08:49

**Description**: Miller Ash Pond Equipment Blank

**Laboratory ID Number:** BA02733

| Sample | Analysis | Units | MB | MB Limit | Spike | MS | Sample Duplicate | Standard | Standard Limit | Rec | Rec Limit | Prec | Prec Limit |
|---|---|---|---|---|---|---|---|---|---|---|---|---|---|
| BA02733 | Fluoride | mg/L | 0.0255 | 0.05 | 2.50 | 2.45 | 0.0215 | 2.53 | 2.25 to 2.75 | 98.0 | 80 to 120 | 0.00 | 20 |
| BA02733 | Nitrogen, Nitrate/Nitrite | mg/L as N | -0.06 | 0.20 | 2.00 | 1.93 | -0.032 | 1.87 | 1.8 to 2.2 | 96.5 | 90 to 110 | 0.00 | 15 |
| BA02733 | Sulfate | mg/L | -0.454 | 0.50 | 20.0 | 19.0 | -0.485 | 19.6 | 18 to 22 | 95.0 | 80 to 120 | 0.00 | 20 |
| BA02733 | Chloride | mg/L | -0.00192 | 0.50 | 10.0 | 9.83 | 0.137 | 10.2 | 9 to 11 | 98.3 | 80 to 120 | 0.00 | 20 |
| BA02733 | Nitrogen, Nitrite | mg/L as N | 0.002 | 0.20 | 0.50 | 0.524 | 0.001 | 0.782 | 0.675 to 0.825 | 105 | 90 to 110 | 0.00 | 15 |

**Comments:** Revised Copy: Customer requested total aluminum. LBM 3/6/2020

Reported: 3/17/2020
Version: 3.1
COA_CCR

Alabama Power
General Test Laboratory
744 County Road 87, GSC #8
Calera, AL 35040
(205) 664-6001

# *Definitions*

Alabama Power

| Abbreviation | Description |
|---|---|
| DF | Dilution Factor |
| LCS | Lab Control Sample |
| LFM | Lab Fortified Matrix |
| MB | Method Blank |
| MDL | Method Detection Limit; minimum concentration of an analyte that can be determined with 99% confidence that the concentration is greater than zero. |
| MS | Matrix Spike |
| MSD | Matrix Spike Duplicate |
| Prec | Precision (% RPD) |
| Q | Qualifier; comment used to note deviations or additional information associated with analytical results. |
| QC | Quality Control |
| Rec | Recovery of Matrix Spike |
| RL | Reporting Limit; lowest concentration at which an analyte can be quantitatively measured. |
| Vio Spec | Violation Specification; regulatory limit which has been exceeded by the sample analyzed. |

| Qualifier | Description |
|---|---|
| J | Reported value is an estimate because concentration is less than reporting limit. |
| U | Compound was analyzed, but not detected. |

WMWMICAP-1259

# Chain of Custody Groundwater

APC General Testing Laboratory

☐ Field Complete ☐ Outside Lab

☐ Lab Complete

Lab ETA

| | | | |
|---|---|---|---|
| Requested Complete Date | Routine | Results To | Brooks,Redwine,Vlassopoulos,Mitchell |
| Site Representative | Rick Hayendorfer | Requested By | Greg Dyer |
| Collector | Rick Hayendorfer / Colton Evans | Location | Miller |

Bottles

| | | | | | | | | | | | |
|---|---|---|---|---|---|---|---|---|---|---|---|
| 1 | Metals | 500 mL | 3 | Anions/Alk. | 250 mL | 5 | TOC | 250 mL | 7 | N/A | N/A |
| 2 | Diss. Metals | 500 mL | 4 | NO3/Ortho-P | 250 mL | 6 | N/A | N/A | 8 | N/A | N/A |

Comments: SEND copy of Results to Jim Redwine, Dimitri Valssopoulos Kristi Mitchell (All 3 with Anchor)

| Sample # | Date | Time | Bottle Count | Description | Lab Filter | Lab Id |
|---|---|---|---|---|---|---|
| MR-AP-MW-3D | 2-10-20 | 1235 | 5 | Ground water | | BA02727 |
| MR-AP-MW-4 | 2-10-20 | 1620 | 5 | | | 28 |
| MR-AP-MW-5 | 2-10-20 | 1300 | 5 | | | 29 |
| MR-AP-MW-6 | 2-10-20 | 1440 | 5 | | | 30 |
| MR-AP-MW-3D-Dup | 2-10-20 | 1235 | 5 | RAH Sample Dup | | 31 |
| Field Blank | 2-10-20 | 1250 | 4 | Field Blank | | 32 |
| Equipment Blank | 2-10-20 | 1505 | 4 | Equipment Blank | | 33 |
| | | | | | | |
| | | | | | | |
| | | | | | | |
| | | | | | | |
| | | | | | | |
| | | | | | | |
| | | | | | | |
| | | | | | | |
| | | | | | | |
| | | | | | | |
| | | | | | | |
| | | | | | | |
| | | | | | | |
| | | | | | | |

| Relinquished By | Received By | Date/Time |
|---|---|---|
| [signature] | [signature] | 2-11-20 / 805 |
| | | |
| | | |

| | |
|---|---|
| SmarTroll ID | |
| Turbidity ID | |
| Sample Event | 1259 |

TOC, All metals and radiological bottles have pH < 2 ☑

| | |
|---|---|
| Cooler Temp | 0.3°C |
| Thermometer ID | 5408-27568-2-2 |
| pH Strip ID | 7901-43572-2-1 |

7.1

## Graphics

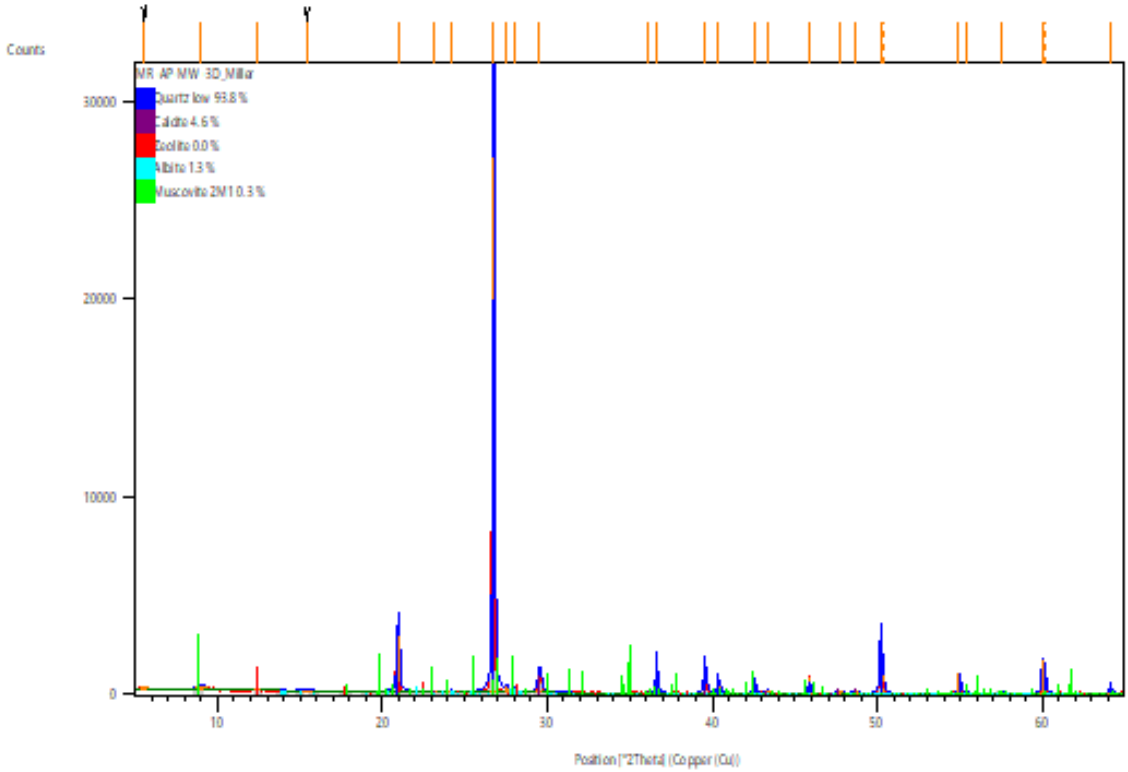


## Peak List

| Pos.[°2Th.] | d-spacing [Å] | Rel. Int. [%] | Matched by |
|---|---|---|---|
| 5.5661 | 15.87787 | 0.41 | |
| 9.0259 | 9.79780 | 0.64 | 98-009-0144;98.. |
| 12.3929 | 7.14240 | 0.12 | 98-017-0517 |
| 15.4233 | 5.74520 | 0.10 | |
| 20.9669 | 4.23705 | 10.57 | 98-009-3974;98.. |
| 23.1768 | 3.83781 | 0.09 | 98-003-7241;96.. |
| 24.1304 | 3.68826 | 0.30 | 96-900-1633 |
| 26.7366 | 3.33437 | 100.00 | 98-009-3974;96.. |
| 27.5651 | 3.23599 | 1.13 | 98-017-0517;96.. |
| 28.0467 | 3.18152 | 0.75 | 98-017-0517;96.. |
| 29.5229 | 3.02572 | 3.30 | 98-003-7241 |
| 36.1417 | 2.48535 | 0.37 | 98-003-7241;96.. |
| 36.6156 | 2.45426 | 3.60 | 98-009-3974;96.. |
| 39.5330 | 2.27961 | 4.34 | 98-009-3974;98.. |
| 40.3620 | 2.23469 | 2.13 | 98-009-3974;98.. |
| 42.5220 | 2.12604 | 2.50 | 98-009-3974;98.. |
| 43.3214 | 2.08864 | 0.38 | 98-003-7241;96.. |
| 45.8610 | 1.97872 | 3.18 | 98-009-3974;98.. |
| 47.6829 | 1.90728 | 0.28 | 98-003-7241;96.. |
| 48.6219 | 1.87262 | 0.41 | 98-003-7241;98.. |
| 50.1957 | 1.81603 | 10.23 | 98-009-3974;98.. |

| | | | |
|---|---|---|---|
| 54.9330 | 1.67010 | 3.65 | 98-009-3974;98.. |
| 55.3853 | 1.65752 | 0.75 | 98-009-3974;96.. |
| 57.4899 | 1.60175 | 0.15 | 98-009-3974;98.. |
| 60.0093 | 1.54038 | 6.33 | 98-009-3974;98.. |
| 64.0879 | 1.45183 | 0.82 | 98-009-3974;98.. |

## Quantitative Results

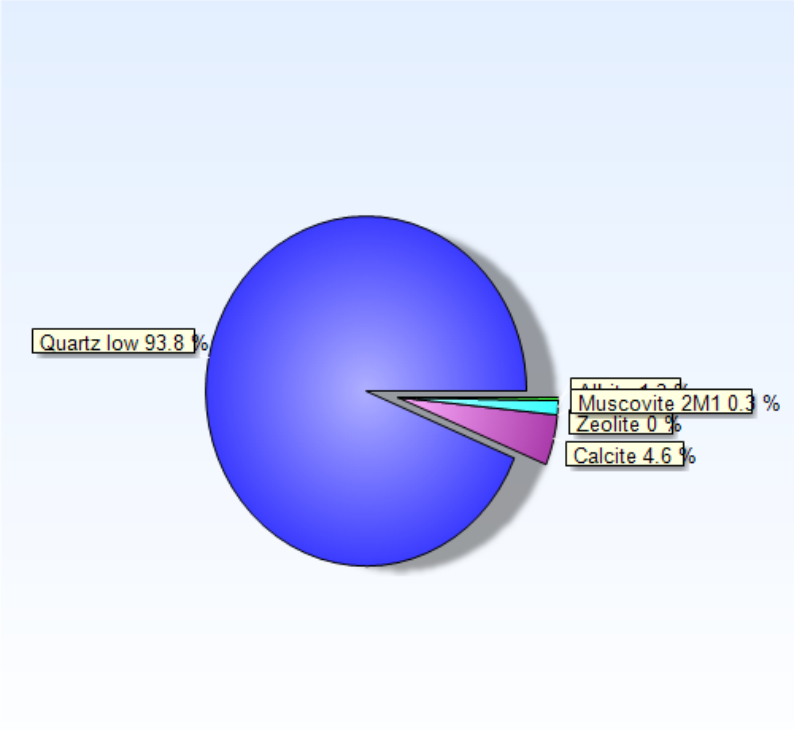


| | | |
|---|---|---|
| Phase Quartz low: | Weight fraction/ %: | 94 |
| Phase Calcite: | Weight fraction/ %: | 4.6 |
| Phase Zeolite: | Weight fraction/ %: | 0.0 |
| Phase Albite: | Weight fraction/ %: | 1.3 |
| Phase Muscovite 2M1: | Weight fraction/ %: | 0.3 |

## Pattern List

| Ref.Code | Score | Compound Name | Chem. Formula |
|---|---|---|---|
| 98-009-3974 | 72 | Quartz low | O2 Si1 |
| 98-003-7241 | 49 | Calcite | C1 Ca1 O3 |
| 98-017-0517 | 9 | Zeolite | O2 Si1 |
| 96-900-1633 | 6 | Albite | Na2.00 Al2.00 Si6... |
| 98-018-0082 | 0 | Muscovite/Illite | H1.834 Al2.724 F0... |

## Anchor Scan Parameters

| | |
|---|---|
| Dataset Name: | MR-AP-MW-3D_Miller |
| File name: | C:\Users\Rick\Documents\RCIA_Win10\AnchorQEA\2020_March\MR-AP-MW-3D_Miller.rd |
| Sample Identification: | MA-AP-MW-3D Miller |
| Comment: | Exported by X'Pert SW<br>Generated by hugo in project AnchorQEA_2 |
| Measurement Date / Time: | 3/20/2020 1:02:00 PM |
| Raw Data Origin: | PHILIPS-binary (scan) (.RD) |
| Scan Axis: | Gonio |
| Start Position [°2Th.]: | 5.0150 |
| End Position [°2Th.]: | 64.9850 |
| Step Size [°2Th.]: | 0.0300 |
| Scan Step Time [s]: | 2.5000 |
| Scan Type: | Continuous |
| Offset [°2Th.]: | 0.0000 |
| Divergence Slit Type: | Fixed |
| Divergence Slit Size [°]: | 0.5000 |
| Specimen Length [mm]: | 10.00 |
| Receiving Slit Size [mm]: | 0.1000 |
| Measurement Temperature [°C]: | 0.00 |
| Anode Material: | Cu |
| K-Alpha1 [Å]: | 1.54060 |
| K-Alpha2 [Å]: | 1.54443 |
| K-Beta [Å]: | 1.39225 |
| K-A2 / K-A1 Ratio: | 0.50000 |
| Generator Settings: | 30 mA, 40 kV |
| Diffractometer Type: | XPert MPD |
| Diffractometer Number: | 1 |
| Goniometer Radius [mm]: | 200.00 |
| Dist. Focus-Diverg. Slit [mm]: | 91.00 |
| Incident Beam Monochromator: | No |
| Spinning: | No |

## Graphics

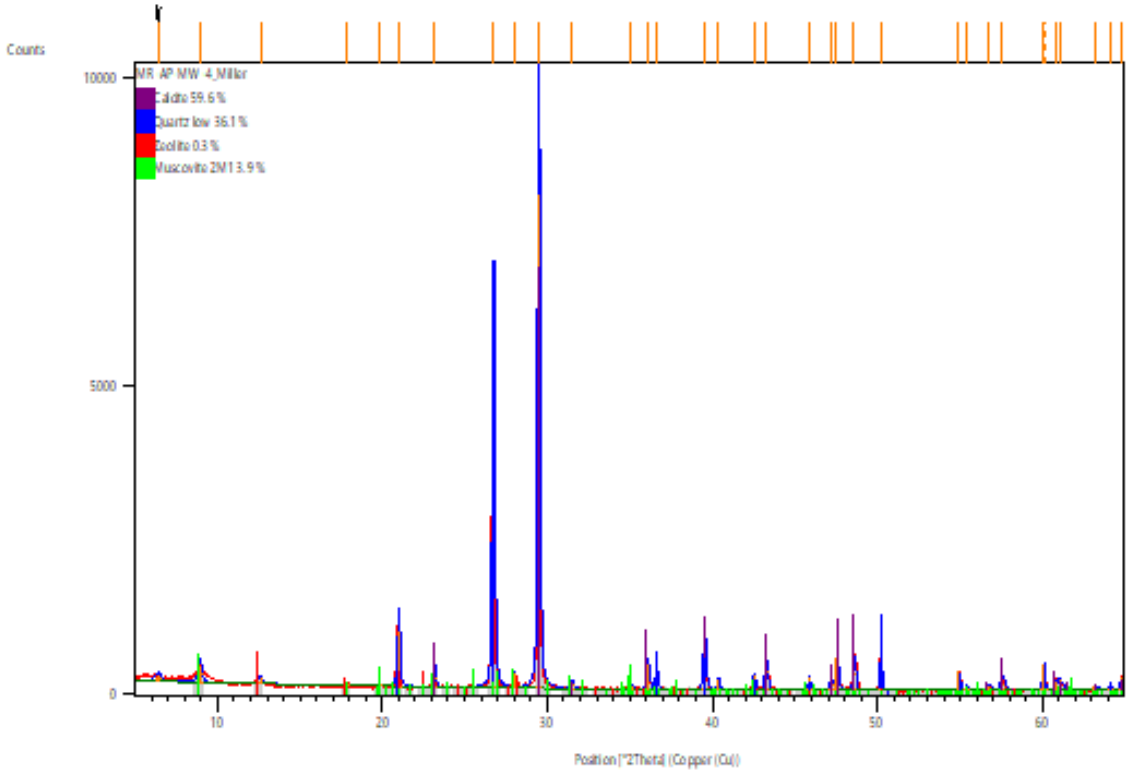


## Peak List

| Pos.[°2Th.] | d-spacing [Å] | Rel. Int. [%] | Matched by |
|---|---|---|---|
| 6.4139 | 13.78095 | 1.13 | |
| 8.9549 | 9.87532 | 3.25 | 98-009-0144;98.. |
| 12.6134 | 7.01805 | 1.08 | 98-017-0517 |
| 17.8749 | 4.96239 | 0.22 | 98-018-0082 |
| 19.8878 | 4.46444 | 0.14 | 98-009-0144;98.. |
| 20.9897 | 4.23251 | 11.36 | 98-002-9210;98.. |
| 23.1892 | 3.83578 | 3.60 | 96-901-6707 |
| 26.7355 | 3.33450 | 67.70 | 98-002-9210;98.. |
| 27.9832 | 3.18859 | 2.92 | 98-018-0082 |
| 29.4722 | 3.03080 | 100.00 | 96-901-6707 |
| 31.4864 | 2.84136 | 1.32 | 96-901-6707;98.. |
| 35.0742 | 2.55850 | 0.90 | 98-009-0144;98.. |
| 36.0740 | 2.48986 | 5.12 | 96-901-6707;98.. |
| 36.6174 | 2.45414 | 3.99 | 98-002-9210;98.. |
| 39.5221 | 2.28022 | 10.38 | 96-901-6707;98.. |
| 40.3470 | 2.23548 | 2.36 | 98-002-9210;98.. |
| 42.5323 | 2.12555 | 3.27 | 98-002-9210;98.. |
| 43.2470 | 2.09206 | 7.55 | 96-901-6707;98.. |
| 45.8646 | 1.97857 | 3.02 | 98-002-9210;98.. |
| 47.1864 | 1.92619 | 2.46 | 96-901-6707 |
| 47.5363 | 1.91282 | 6.54 | 96-901-6707;98.. |

| | | | |
|---|---|---|---|
| 48.5732 | 1.87439 | 6.97 | 96-901-6707;98.. |
| 50.1977 | 1.81747 | 7.99 | 98-002-9210;98.. |
| 54.9240 | 1.67173 | 4.18 | 98-002-9210;98.. |
| 55.3851 | 1.65890 | 1.35 | 98-002-9210;98.. |
| 56.7206 | 1.62297 | 0.97 | 96-901-6707;98.. |
| 57.5485 | 1.60158 | 2.57 | 96-901-6707;98.. |
| 60.0210 | 1.54011 | 5.41 | 98-002-9210;98.. |
| 60.7885 | 1.52249 | 2.03 | 96-901-6707;98.. |
| 61.0610 | 1.51635 | 2.25 | 96-901-6707;98.. |
| 63.1495 | 1.47113 | 0.81 | 96-901-6707;98.. |
| 64.0908 | 1.45177 | 1.04 | 98-002-9210;98.. |
| 64.7919 | 1.43775 | 2.50 | 96-901-6707;98.. |

## Quantitative Results

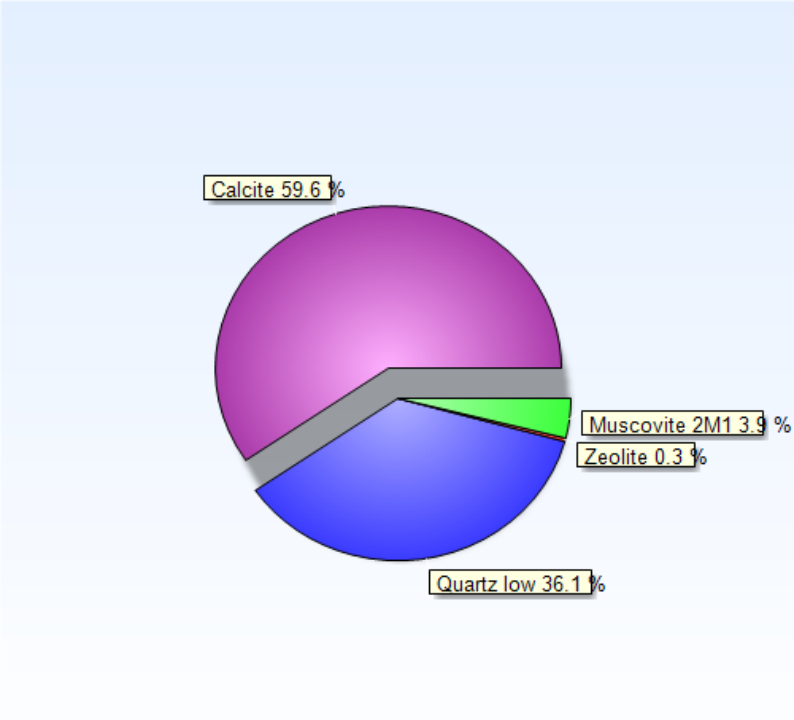


| | | |
|---|---|---|
| Phase Calcite: | Weight fraction/ %: | 60 |
| Phase Quartz low: | Weight fraction/ %: | 36 |
| Phase Zeolite: | Weight fraction/ %: | 0.3 |
| Phase Muscovite 2M1: | Weight fraction/ %: | 3.9 |

## Pattern List

| Ref.Code | Score | Compound Name | Chem. Formula |
|---|---|---|---|
| 96-901-6707 | 60 | Calcite | Ca6.00 C6.00 O18.00 |
| 98-002-9210 | 58 | Quartz low | O2 Si1 |
| 98-017-0517 | 8 | Zeolite | O2 Si1 |
| 98-018-0082 | 17 | Muscovite/Illite | H1.834 Al2.724 F0... |

## Anchor Scan Parameters

| | |
|---|---|
| Dataset Name: | MR-AP-MW-4_Miller |
| File name: | C:\Users\Rick\Documents\RCIA_Win10\AnchorQEA\2020_March\MR-AP-MW-4_Miller.rd |
| Sample Identification: | MR-AP-MW-4 Miller |
| Comment: | Exported by X'Pert SW<br>Generated by hugo in project AnchorQEA_2 |
| Measurement Date / Time: | 3/19/2020 11:15:00 AM |
| Raw Data Origin: | PHILIPS-binary (scan) (.RD) |
| Scan Axis: | Gonio |
| Start Position [°2Th.]: | 5.0125 |
| End Position [°2Th.]: | 64.9875 |
| Step Size [°2Th.]: | 0.0250 |
| Scan Step Time [s]: | 2.5000 |
| Scan Type: | Continuous |
| Offset [°2Th.]: | 0.0000 |
| Divergence Slit Type: | Fixed |
| Divergence Slit Size [°]: | 0.5000 |
| Specimen Length [mm]: | 10.00 |
| Receiving Slit Size [mm]: | 0.1000 |
| Measurement Temperature [°C]: | 0.00 |
| Anode Material: | Cu |
| K-Alpha1 [Å]: | 1.54060 |
| K-Alpha2 [Å]: | 1.54443 |
| K-Beta [Å]: | 1.39225 |
| K-A2 / K-A1 Ratio: | 0.50000 |
| Generator Settings: | 30 mA, 40 kV |
| Diffractometer Type: | XPert MPD |
| Diffractometer Number: | 1 |
| Goniometer Radius [mm]: | 200.00 |
| Dist. Focus-Diverg. Slit [mm]: | 91.00 |
| Incident Beam Monochromator: | No |
| Spinning: | No |

| Site ID | SAMPLE ID | Units | Al | Al Error | As | As Error | Bal | Bal Error | Ca | Ca Error | Ce | Ce Error | Cl | Cl Error | Co | Co Error | Fe | Fe Error | K | K Error | La | La Error | Mg | Mg Error | Mn |
|---|---|---|---|---|---|---|---|---|---|---|---|---|---|---|---|---|---|---|---|---|---|---|---|---|---|
| Miller | MR-AP-MW-3D | ppm | 6578 | 723 | < LOD | 4 | 750896 | 996 | 22319 | 272 | 79 | 23 | 249 | 66 | < LOD | 69 | 7611 | 251 | 4255 | 119 | 86 | 23 | < LOD | 3680 | < LOD |
| Miller | MR-AP-MW-4 | ppm | 9390 | 1339 | 11 | 4 | 713787 | 1190 | 125727 | 949 | < LOD | 54 | 203 | 106 | < LOD | 91 | 16980 | 295 | 7372 | 182 | < LOD | 44 | < LOD | 6689 | < LOD |
| Miller | MR-AP-MW-5 | ppm | 16381 | 1539 | 16 | 4 | 545989 | 1925 | 9981 | 273 | < LOD | 37 | < LOD | 267 | < LOD | 134 | 37395 | 390 | 12471 | 278 | < LOD | 37 | < LOD | 8208 | < LOD |

| Site ID | SAMPLE ID | Units | Mn Error | Mo | Mo Error | Nb | Nb Error | Nd | Nd Error | P | P Error | Pr | Pr Error | S | S Error | Se | Se Error | Si | Si Error | Ti | Ti Error | Zn | Zn Error | Zr | Zr Error |
|---|---|---|---|---|---|---|---|---|---|---|---|---|---|---|---|---|---|---|---|---|---|---|---|---|---|
| Miller | MR-AP-MW-3D | ppm | 1065 | 9 | 2 | 5 | 1 | 170 | 38 | 3220 | 317 | 115 | 29 | 1908 | 116 | < LOD | 2 | 198963 | 1777 | 2712 | 668 | 24 | 7 | 229 | 4 |
| Miller | MR-AP-MW-4 | ppm | 1083 | 6 | 2 | 7 | 2 | < LOD | 63 | 2081 | 395 | < LOD | 48 | 3138 | 198 | < LOD | 2 | 116460 | 1818 | 3393 | 1164 | 63 | 9 | 485 | 6 |
| Miller | MR-AP-MW-5 | ppm | 961 | 14 | 2 | 15 | 2 | < LOD | 61 | 6993 | 595 | < LOD | 46 | 10385 | 302 | < LOD | 3 | 348800 | 2694 | 3958 | 1335 | 52 | 13 | 95 | 3 |

July 20, 2020 Service Request No:K2004421

Anthony Dalton-Atha
Anchor QEA, LLC
6720 SW Macadam Avenue
Suite 125
Portland, OR 97219

**Laboratory Results for: APC SSE**

Dear Anthony,

Enclosed are the results of the sample(s) submitted to our laboratory May 29, 2020
For your reference, these analyses have been assigned our service request number **K2004421.**

Analyses were performed according to our laboratory's NELAP-approved quality assurance program. The test results meet requirements of the current NELAP standards, where applicable, and except as noted in the laboratory case narrative provided. For a specific list of NELAP-accredited analytes, refer to the certifications section at www.alsglobal.com. All results are intended to be considered in their entirety, and ALS Group USA Corp. dba ALS Environmental (ALS) is not responsible for use of less than the complete report. Results apply only to the items submitted to the laboratory for analysis and individual items (samples) analyzed, as listed in the report.

Please contact me if you have any questions. My extension is 3376. You may also contact me via email at Mark.Harris@alsglobal.com.

Respectfully submitted,

**ALS Group USA, Corp. dba ALS Environmental**

Mark Harris
Project Manager

# Narrative Documents

**ALS Environmental—Kelso Laboratory**
1317 South 13th Avenue, Kelso, WA 98626
Phone (360) 577-7222 Fax (360) 425-9096
www.alsglobal.com

1317 South 13th Ave, Kelso, WA 98626 | 1-360-577-7222 | www.alsglobal.com

ALS Environmental

**Client:** Anchor QEA, LLC
**Project:** APC SSE
**Sample Matrix:** Water

**Service Request:** K2004421
**Date Received:** 05/29/2020

## CASE NARRATIVE

All analyses were performed consistent with the quality assurance program of ALS Environmental. This report contains analytical results for samples for the Tier II level requested by the client.

**Sample Receipt:**

One water sample was received for analysis at ALS Environmental on 05/29/2020. Any discrepancies upon initial sample inspection are annotated on the sample receipt and preservation form included within this report. The sample was stored at minimum in accordance with the analytical method requirements.

**Metals:**

Method 6010C, 06/19/2020: Samples in this delivery group required dilution to non-target matrix components. Attempts to analyze the undiluted samples resulted in failed instrument QC check samples. The detection limits were elevated accordingly. No further corrective action was appropriate.

Approved by _____ Date 06/22/2020

# Sample Receipt Information

**ALS Environmental—Kelso Laboratory**
1317 South 13th Avenue, Kelso, WA 98626
Phone (360) 577-7222 Fax (360) 425-9096
www.alsglobal.com

PC MH

# Cooler Receipt and Preservation Form

Client ANCHOR QEA Service Request K2004421

Received: 5/29/2020 Opened: 5/29/2020 By: CG Unloaded: 5/29/2020 By: CG

1. Samples were received via? *USPS* *Fed Ex* *UPS* *DHL* *PDX* (*Courier*) *Hand Delivered*
2. Samples were received in: (circle) (*Cooler*) *Box* *Envelope* *Other* _____ *NA*
3. Were custody seals on coolers? NA (Y) N If yes, how many and where? 1 Front
   If present, were custody seals intact? (Y) N If present, were they signed and dated? (Y) N

| Temp Blank | Sample 1 | Sample 2 | Sample 3 | Sample 4 | IR GUN | Cooler / COC ID (NA) | Tracking Number (NA) | Filed |
|---|---|---|---|---|---|---|---|---|
| ✓ | 10.7 | 12.0 | 10.6 | 9.6 | IR02 | | | |
| | | | | | | | | |
| | | | | | | | | |
| | | | | | | | | |
| | | | | | | | | |

4. Packing material: *Inserts* (*Baggies*) (*Bubble Wrap*) *Gel Packs* (*Wet Ice*) *Dry Ice* *Sleeves* _____
5. Were custody papers properly filled out (ink, signed, etc.)? NA (Y) N
6. Were samples received in good condition (temperature, unbroken)? *Indicate in the table below.* NA (Y) N
   If applicable, tissue samples were received: *Frozen* *Partially Thawed* *Thawed*
7. Were all sample labels complete (i.e analysis, preservation, etc.)? NA (Y) N
8. Did all sample labels and tags agree with custody papers? *Indicate major discrepancies in the table on page 2.* NA (Y) N
9. Were appropriate bottles/containers and volumes received for the tests indicated? NA (Y) N
10. Were the pH-preserved bottles (*see SMO GEN SOP*) received at the appropriate pH? *Indicate in the table below* NA Y (N)
11. Were VOA vials received without headspace? *Indicate in the table below.* (NA) Y N
12. Was C12/Res negative? (NA) Y N

| Sample ID on Bottle | Sample ID on COC | Identified by: |
|---|---|---|
| | | |
| | | |
| | | |

| Sample ID | Bottle Count Bottle Type | Out of Temp | Head-space | Broke | pH | Reagent | Volume added | Reagent Lot Number | Initials | Time |
|---|---|---|---|---|---|---|---|---|---|---|
| All "F2" samples | 1-125mL, each | | | | X | HNO3 | 0.5mL | RE1-54-C | CG | 1100 6/6/20 |
| | | | | | | | | | | |
| | | | | | | | | | | |
| | | | | | | | | | | |
| | | | | | | | | | | |
| | | | | | | | | | | |

***Notes, Discrepancies, & Resolutions:*** Temp okay - metals analyses

## Chain of Custody Record & Laboratory Analysis Request

| | |
|---|---|
| Date: | 5/29/2020 |
| Project Name: | APC SSE |
| Project Manager: | Anthony Dalton-Atha |
| email: | adalton-atha@anchorqea.com |
| Phone Number: | 541-760-0851 |
| Shipment Method: | Courier |


ANCHOR QEA

Jessica Goin
6720 SW Macadam Ave
Suite 125
Portland OR 97219


| Line | Field Sample ID | Collection Date | Collection Time | Matrix | No. of Containers | Parameters: Arsenic | Lithium | Cobalt | Molybdenum | Iron | Comments/Preservation |
|---|---|---|---|---|---|---|---|---|---|---|---|
| 16 | GS-AP-MW-8_F4_016 | | | Water | 1 | x | x | | x | x | nitric acid |
| 17 | MR-AP-MW-3D_F4_017 | | | Water | 1 | x | x | x | | x | nitric acid |
| 18 | MR-AP-MW-4_F4_018 | | | Water | 1 | x | x | x | | x | nitric acid |
| 19 | MR-AP-MW-5_F4_019 | | | Water | 1 | x | x | x | | x | nitric acid |
| 20 | MW-1_F4_020 | | | Water | 1 | x | x | | x | x | nitric acid |
| 21 | MW-12_F4_021 | | | Water | 1 | x | x | | x | x | nitric acid |
| 22 | Blank_F4_022 | | | Water | 1 | x | x | x | x | x | nitric acid |
| 23 | OLD-MW-2D-F4_012_DUP | | | Water | 1 | x | x | | x | x | nitric acid |
| | | | | | | | | | | | |
| | | | | | | | | | | | |
| | | | | | | | | | | | |
| | | | | | | | | | | | |
| | | | | | | | | | | | |
| | | | | | | | | | | | |
| | | | | | | | | | | | |

Notes: **CAUTION! F4 samples are concentrated (16N) nitric acid.**

| Relinquished by: | Company: |
|---|---|
| Anthony Dalton-Atha | Anchor QEA |
| Signature/Print Name: | Date/Time: |
| | 5/29/2020 10:00 |

| Received by: | Company: |
|---|---|
| SWOF | A25 |
| Signature/Print Name: | Date/Time: |
| | 5/29/20 1145 |

| Relinquished by: | Company: |
|---|---|
| | |
| Signature/Print Name: | Date/Time: |
| | |

| Received by: | Company: |
|---|---|
| | |
| Signature/Print Name: | Date/Time: |
| | |

*Distribution: A copy will be made for the laboratory and client. The Project file will retain the original.*

# Miscellaneous Forms

**ALS Environmental—Kelso Laboratory**
1317 South 13th Avenue, Kelso, WA 98626
Phone (360) 577-7222 Fax (360) 425-9096
www.alsglobal.com

## Inorganic Data Qualifiers

| | |
|---|---|
| * | The result is an outlier. See case narrative. |
| # | The control limit criteria is not applicable. See case narrative. |
| B | The analyte was found in the associated method blank at a level that is significant relative to the sample result as defined by the DOD or NELAC standards. |
| E | The result is an estimate amount because the value exceeded the instrument calibration range. |
| J | The result is an estimated value. |
| U | The analyte was analyzed for, but was not detected ("Non-detect") at or above the MRL/MDL.<br>*DOD-QSM 4.2 definition* : Analyte was not detected and is reported as less than the LOD or as defined by the project. The detection limit is adjusted for dilution. |
| i | The MRL/MDL or LOQ/LOD is elevated due to a matrix interference. |
| X | See case narrative. |
| Q | See case narrative. One or more quality control criteria was outside the limits. |
| H | The holding time for this test is immediately following sample collection. The samples were analyzed as soon as possible after receipt by the laboratory. |

## Metals Data Qualifiers

| | |
|---|---|
| # | The control limit criteria is not applicable. See case narrative. |
| J | The result is an estimated value. |
| E | The percent difference for the serial dilution was greater than 10%, indicating a possible matrix interference in the sample. |
| M | The duplicate injection precision was not met. |
| N | The Matrix Spike sample recovery is not within control limits. See case narrative. |
| S | The reported value was determined by the Method of Standard Additions (MSA). |
| U | The analyte was analyzed for, but was not detected ("Non-detect") at or above the MRL/MDL.<br>*DOD-QSM 4.2 definition* : Analyte was not detected and is reported as less than the LOD or as defined by the project. The detection limit is adjusted for dilution. |
| W | The post-digestion spike for furnace AA analysis is out of control limits, while sample absorbance is less than 50% of spike absorbance. |
| i | The MRL/MDL or LOQ/LOD is elevated due to a matrix interference. |
| X | See case narrative. |
| + | The correlation coefficient for the MSA is less than 0.995. |
| Q | See case narrative. One or more quality control criteria was outside the limits. |

## Organic Data Qualifiers

| | |
|---|---|
| * | The result is an outlier. See case narrative. |
| # | The control limit criteria is not applicable. See case narrative. |
| A | A tentatively identified compound, a suspected aldol-condensation product. |
| B | The analyte was found in the associated method blank at a level that is significant relative to the sample result as defined by the DOD or NELAC standards. |
| C | The analyte was qualitatively confirmed using GC/MS techniques, pattern recognition, or by comparing to historical data. |
| D | The reported result is from a dilution. |
| E | The result is an estimated value. |
| J | The result is an estimated value. |
| N | The result is presumptive. The analyte was tentatively identified, but a confirmation analysis was not performed. |
| P | The GC or HPLC confirmation criteria was exceeded. The relative percent difference is greater than 40% between the two analytical results. |
| U | The analyte was analyzed for, but was not detected ("Non-detect") at or above the MRL/MDL.<br>*DOD-QSM 4.2 definition* : Analyte was not detected and is reported as less than the LOD or as defined by the project. The detection limit is adjusted for dilution. |
| i | The MRL/MDL or LOQ/LOD is elevated due to a chromatographic interference. |
| X | See case narrative. |
| Q | See case narrative. One or more quality control criteria was outside the limits. |

## Additional Petroleum Hydrocarbon Specific Qualifiers

| | |
|---|---|
| F | The chromatographic fingerprint of the sample matches the elution pattern of the calibration standard. |
| L | The chromatographic fingerprint of the sample resembles a petroleum product, but the elution pattern indicates the presence of a greater amount of lighter molecular weight constituents than the calibration standard. |
| H | The chromatographic fingerprint of the sample resembles a petroleum product, but the elution pattern indicates the presence of a greater amount of heavier molecular weight constituents than the calibration standard. |
| O | The chromatographic fingerprint of the sample resembles an oil, but does not match the calibration standard. |
| Y | The chromatographic fingerprint of the sample resembles a petroleum product eluting in approximately the correct carbon range, but the elution pattern does not match the calibration standard. |
| Z | The chromatographic fingerprint does not resemble a petroleum product. |

**ALS Group USA Corp. dba ALS Environmental (ALS) - Kelso**
**State Certifications, Accreditations, and Licenses**

| Agency | Web Site | Number |
|---|---|---|
| Alaska DEH | http://dec.alaska.gov/eh/lab/cs/csapproval.htm | UST-040 |
| Arizona DHS | http://www.azdhs.gov/lab/license/env.htm | AZ0339 |
| Arkansas - DEQ | http://www.adeq.state.ar.us/techsvs/labcert.htm | 88-0637 |
| California DHS (ELAP) | http://www.cdph.ca.gov/certlic/labs/Pages/ELAP.aspx | 2795 |
| DOD ELAP | http://www.denix.osd.mil/edqw/Accreditation/AccreditedLabs.cfm | L16-58-R4 |
| Florida DOH | http://www.doh.state.fl.us/lab/EnvLabCert/WaterCert.htm | E87412 |
| Hawaii DOH | http://health.hawaii.gov/ | - |
| ISO 17025 | http://www.pjlabs.com/ | L16-57 |
| Louisiana DEQ | http://www.deq.louisiana.gov/page/la-lab-accreditation | 03016 |
| Maine DHS | http://www.maine.gov/dhhs/ | WA01276 |
| Minnesota DOH | http://www.health.state.mn.us/accreditation | 053-999-457 |
| Nevada DEP | http://ndep.nv.gov/bsdw/labservice.htm | WA01276 |
| New Jersey DEP | http://www.nj.gov/dep/enforcement/oqa.html | WA005 |
| New York - DOH | https://www.wadsworth.org/regulatory/elap | 12060 |
| North Carolina DEQ | https://deq.nc.gov/about/divisions/water-resources/water-resources-data/water-sciences-home-page/laboratory-certification-branch/non-field-lab-certification | 605 |
| Oklahoma DEQ | http://www.deq.state.ok.us/CSDnew/labcert.htm | 9801 |
| Oregon – DEQ (NELAP) | http://public.health.oregon.gov/LaboratoryServices/EnvironmentalLaboratoryAccreditation/Pages/index.aspx | WA100010 |
| South Carolina DHEC | http://www.scdhec.gov/environment/EnvironmentalLabCertification/ | 61002 |
| Texas CEQ | http://www.tceq.texas.gov/field/qa/env_lab_accreditation.html | T104704427 |
| Washington DOE | http://www.ecy.wa.gov/programs/eap/labs/lab-accreditation.html | C544 |
| Wyoming (EPA Region 8) | https://www.epa.gov/region8-waterops/epa-region-8-certified-drinking-water- | - |
| Kelso Laboratory Website | www.alsglobal.com | NA |

Analyses were performed according to our laboratory's NELAP-approved quality assurance program. A complete listing of specific NELAP-certified analytes, can be found in the certification section at www.ALSGlobal.com or at the accreditation bodies web site.
Please refer to the certification and/or accreditation body's web site if samples are submitted for compliance purposes. The states highlighted above, require the analysis be listed on the state certification if used for compliance purposes and if the method/anlayte is offered by that state.

## Acronyms

| | |
|---|---|
| ASTM | American Society for Testing and Materials |
| A2LA | American Association for Laboratory Accreditation |
| CARB | California Air Resources Board |
| CAS Number | Chemical Abstract Service registry Number |
| CFC | Chlorofluorocarbon |
| CFU | Colony-Forming Unit |
| DEC | Department of Environmental Conservation |
| DEQ | Department of Environmental Quality |
| DHS | Department of Health Services |
| DOE | Department of Ecology |
| DOH | Department of Health |
| EPA | U. S. Environmental Protection Agency |
| ELAP | Environmental Laboratory Accreditation Program |
| GC | Gas Chromatography |
| GC/MS | Gas Chromatography/Mass Spectrometry |
| LOD | Limit of Detection |
| LOQ | Limit of Quantitation |
| LUFT | Leaking Underground Fuel Tank |
| M | Modified |
| MCL | Maximum Contaminant Level is the highest permissible concentration of a substance allowed in drinking water as established by the USEPA. |
| MDL | Method Detection Limit |
| MPN | Most Probable Number |
| MRL | Method Reporting Limit |
| NA | Not Applicable |
| NC | Not Calculated |
| NCASI | National Council of the Paper Industry for Air and Stream Improvement |
| ND | Not Detected |
| NIOSH | National Institute for Occupational Safety and Health |
| PQL | Practical Quantitation Limit |
| RCRA | Resource Conservation and Recovery Act |
| SIM | Selected Ion Monitoring |
| TPH | Total Petroleum Hydrocarbons |
| tr | Trace level is the concentration of an analyte that is less than the PQL but greater than or equal to the MDL. |

# Sample Results

**ALS Environmental—Kelso Laboratory**
1317 South 13th Avenue, Kelso, WA 98626
Phone (360) 577-7222 Fax (360) 425-9096
www.alsglobal.com

# Metals

**ALS Environmental—Kelso Laboratory**
1317 South 13th Avenue, Kelso, WA 98626
Phone (360) 577-7222 Fax (360) 425-9096
www.alsglobal.com

**ALS Group USA, Corp.**
**dba ALS Environmental**

Analytical Report

| | | | |
|---|---|---|---|
| **Client:** | Anchor QEA, LLC | **Service Request:** | K2004421 |
| **Project:** | APC SSE | **Date Collected:** | 05/28/20 10:45 |
| **Sample Matrix:** | Water | **Date Received:** | 05/29/20 11:45 |
| **Sample Name:** | Blank_F4_022 | **Basis:** | NA |
| **Lab Code:** | K2004421-011 | | |

## Total Metals

| Analyte Name | Analysis Method | Result | Units | MRL | MDL | Dil. | Date Analyzed | Date Extracted | Q |
|---|---|---|---|---|---|---|---|---|---|
| Arsenic | 6010C | ND U | ug/L | 21 | 5 | 1 | 06/19/20 17:56 | 06/09/20 | |
| Cobalt | 6010C | ND U | ug/L | 2.1 | 0.7 | 1 | 06/19/20 17:56 | 06/09/20 | |
| Iron | 6010C | **21 J** | ug/L | 42 | 8 | 1 | 06/19/20 17:56 | 06/09/20 | |
| Lithium | 6010C | ND U | ug/L | 21 | 6 | 1 | 06/19/20 17:56 | 06/09/20 | |
| Molybdenum | 6010C | ND U | ug/L | 8.4 | 2.1 | 1 | 06/19/20 17:56 | 06/09/20 | |

# QC Summary Forms

**ALS Environmental—Kelso Laboratory**
1317 South 13th Avenue, Kelso, WA 98626
Phone (360) 577-7222 Fax (360) 425-9096
www.alsglobal.com

# Metals

**ALS Environmental—Kelso Laboratory**
1317 South 13th Avenue, Kelso, WA 98626
Phone (360) 577-7222 Fax (360) 425-9096
www.alsglobal.com

**ALS Group USA, Corp.**
**dba ALS Environmental**

Analytical Report

| | | | |
|---|---|---|---|
| **Client:** | Anchor QEA, LLC | **Service Request:** | K2004421 |
| **Project:** | APC SSE | **Date Collected:** | NA |
| **Sample Matrix:** | Water | **Date Received:** | NA |
| **Sample Name:** | Method Blank | **Basis:** | NA |
| **Lab Code:** | KQ2007746-02 | | |

## Total Metals

| Analyte Name | Analysis Method | Result | Units | MRL | MDL | Dil. | Date Analyzed | Date Extracted | Q |
|---|---|---|---|---|---|---|---|---|---|
| Arsenic | 6010C | ND U | ug/L | 21 | 5 | 1 | 06/19/20 16:24 | 06/09/20 | |
| Cobalt | 6010C | ND U | ug/L | 2.1 | 0.7 | 1 | 06/19/20 16:24 | 06/09/20 | |
| Iron | 6010C | ND U | ug/L | 42 | 8 | 1 | 06/19/20 16:24 | 06/09/20 | |
| Lithium | 6010C | ND U | ug/L | 21 | 6 | 1 | 06/19/20 16:24 | 06/09/20 | |
| Molybdenum | 6010C | ND U | ug/L | 8.4 | 2.1 | 1 | 06/19/20 16:24 | 06/09/20 | |

**ALS Group USA, Corp.**
**dba ALS Environmental**

QA/QC Report

| | | | |
|---|---|---|---|
| **Client:** | Anchor QEA, LLC | **Service Request:** | K2004421 |
| **Project:** | APC SSE | **Date Collected:** | 05/28/20 |
| **Sample Matrix:** | Water | **Date Received:** | 05/29/20 |
| | | **Date Analyzed:** | 06/19/20 |
| | | **Date Extracted:** | 06/9/20 |

**Matrix Spike Summary**
**Total Metals**

| | | | |
|---|---|---|---|
| **Sample Name:** | OLD-MW-2D_F4_012 | **Units:** | ug/L |
| **Lab Code:** | K2004421-001 | **Basis:** | NA |
| **Analysis Method:** | 6010C | | |
| **Prep Method:** | EPA CLP ILM04.0 | | |

**Matrix Spike**
KQ2007746-04

| Analyte Name | Sample Result | Result | Spike Amount | % Rec | % Rec Limits |
|---|---|---|---|---|---|
| Arsenic | ND U | 960 | 1000 | 96 | 75-125 |
| Cobalt | 74 | 513 | 500 | 88 | 75-125 |
| Iron | 1050000 | 1020000 | 1000 | -2168 # | 75-125 |
| Lithium | ND U | 9900 | 10000 | 99 | 75-125 |
| Molybdenum | ND U | 952 | 1000 | 95 | 75-125 |

**Results flagged with an asterisk (*) indicate values outside control criteria.**

**Results flagged with a pound (#) indicate the control criteria is not applicable.**

Percent recoveries and relative percent differences (RPD) are determined by the software using values in the calculation which have not been rounded.

**Matrix Spike and Matrix Spike Duplicate Data is presented for information purposes only. The matrix may or may not be relevant to samples reported in this report. The laboratory evaluates system performance based on the LCS and LCSD control limits.**

**ALS Group USA, Corp.**

**dba ALS Environmental**

QA/QC Report

| | | | |
|---|---|---|---|
| **Client:** | Anchor QEA, LLC | **Service Request:** | K2004421 |
| **Project** | APC SSE | **Date Collected:** | 05/28/20 |
| **Sample Matrix:** | Water | **Date Received:** | 05/29/20 |
| | | **Date Analyzed:** | 06/19/20 |

## Replicate Sample Summary
## Total Metals

| | | | |
|---|---|---|---|
| **Sample Name:** | OLD-MW-2D_F4_012 | **Units:** | ug/L |
| **Lab Code:** | K2004421-001 | **Basis:** | NA |

| Analyte Name | Analysis Method | MRL | MDL | Sample Result | Duplicate Sample KQ2007746-03 Result | Average | RPD | RPD Limit |
|---|---|---|---|---|---|---|---|---|
| Arsenic | 6010C | 210 | 50 | ND U | ND U | ND | - | 20 |
| Cobalt | 6010C | 11 | 4 | 74 | 76 | 75 | 3 | 20 |
| Iron | 6010C | 110 | 40 | 1050000 | 1050000 | 1050000 | <1 | 20 |
| Lithium | 6010C | 110 | 30 | ND U | ND U | ND | - | 20 |
| Molybdenum | 6010C | 84 | 21 | ND U | ND U | ND | - | 20 |

**Results flagged with an asterisk (*) indicate values outside control criteria.**

**Results flagged with a pound (#) indicate the control criteria is not applicable.**

Percent recoveries and relative percent differences (RPD) are determined by the software using values in the calculation which have not been rounded.

**ALS Group USA, Corp.**
**dba ALS Environmental**

QA/QC Report

**Client:** Anchor QEA, LLC
**Project:** APC SSE
**Sample Matrix:** Water

**Service Request:** K2004421
**Date Analyzed:** 06/19/20

## Lab Control Sample Summary
## Total Metals

**Units:**ug/L
**Basis:**NA

### Lab Control Sample
KQ2007746-01

| Analyte Name | Analytical Method | Result | Spike Amount | % Rec | % Rec Limits |
|---|---|---|---|---|---|
| Arsenic | 6010C | 2540 | 2500 | 102 | 80-120 |
| Cobalt | 6010C | 1190 | 1250 | 95 | 80-120 |
| Iron | 6010C | 2340 | 2500 | 93 | 80-120 |
| Lithium | 6010C | 9940 | 10000 | 99 | 80-120 |
| Molybdenum | 6010C | 1010 | 1000 | 101 | 80-120 |

July 20, 2020 Service Request No:K2004415

Anthony Dalton-Atha
Anchor QEA, LLC
6720 SW Macadam Avenue
Suite 125
Portland, OR 97219

**Laboratory Results for: APC SSE**

Dear Anthony,

Enclosed are the results of the sample(s) submitted to our laboratory May 29, 2020
For your reference, these analyses have been assigned our service request number **K2004415.**

Analyses were performed according to our laboratory's NELAP-approved quality assurance program. The test results meet requirements of the current NELAP standards, where applicable, and except as noted in the laboratory case narrative provided. For a specific list of NELAP-accredited analytes, refer to the certifications section at www.alsglobal.com. All results are intended to be considered in their entirety, and ALS Group USA Corp. dba ALS Environmental (ALS) is not responsible for use of less than the complete report. Results apply only to the items submitted to the laboratory for analysis and individual items (samples) analyzed, as listed in the report.

Please contact me if you have any questions. My extension is 3376. You may also contact me via email at Mark.Harris@alsglobal.com.

Respectfully submitted,

**ALS Group USA, Corp. dba ALS Environmental**

Mark Harris
Project Manager

# Narrative Documents

**ALS Environmental—Kelso Laboratory**
1317 South 13th Avenue, Kelso, WA 98626
Phone (360) 577-7222 Fax (360) 425-9096
www.alsglobal.com

1317 South 13th Ave, Kelso, WA 98626 | 1-360-577-7222 | www.alsglobal.com

**Client:** Anchor QEA, LLC
**Project:** APC SSE
**Sample Matrix:** Water

**Service Request:** K2004415
**Date Received:** 05/29/2020

## CASE NARRATIVE

All analyses were performed consistent with the quality assurance program of ALS Environmental. This report contains analytical results for samples for the Tier II level requested by the client.

**Sample Receipt:**

Three water samples were received for analysis at ALS Environmental on 05/29/2020. Any discrepancies upon initial sample inspection are annotated on the sample receipt and preservation form included within this report. The samples were stored at minimum in accordance with the analytical method requirements.

**Metals:**

No significant anomalies were noted with this analysis.

Approved by Noe D. Oan Date 06/15/2020

# Sample Receipt Information

**ALS Environmental—Kelso Laboratory**
1317 South 13th Avenue, Kelso, WA 98626
Phone (360) 577-7222 Fax (360) 425-9096
www.alsglobal.com

## Chain of Custody Record & Laboratory Analysis Request

| | |
|---|---|
| Date: | 5/29/2020 |
| Project Name: | APC SSE |
| Project Manager: | Anthony Dalton-Atha |
| email: | adalton-atha@anchorqea.com |
| Phone Number: | 541-760-0851 |
| Shipment Method: | Courier |


ANCHOR QEA

Jessica Goin
6720 SW Macadam Ave
Suite 125
Portland OR 97219


| Line | Field Sample ID | Collection Date | Collection Time | Matrix | No. of Containers | Parameters: Arsenic | Lithium | Cobalt | Molybdenum | | | | | | | | | | | | Comments/Preservation |
|---|---|---|---|---|---|---|---|---|---|---|---|---|---|---|---|---|---|---|---|---|---|
| 16 | GS-AP-MW-8_F1_016 | 5/26/2020 | 10:15 | Water | 1 | x | x | | x | | | | | | | | | | | | nitric acid |
| 17 | MR-AP-MW-3D_F1_017 | 5/26/2020 | 10:20 | Water | 1 | x | x | x | | | | | | | | | | | | | nitric acid |
| 18 | MR-AP-MW-4_F1_018 | 5/26/2020 | 10:25 | Water | 1 | x | x | x | | | | | | | | | | | | | nitric acid |
| 19 | MR-AP-MW-5_F1_019 | 5/26/2020 | 10:30 | Water | 1 | x | x | x | | | | | | | | | | | | | nitric acid |
| 20 | MW-1_F1_020 | 5/26/2020 | 10:35 | Water | 1 | x | x | | x | | | | | | | | | | | | nitric acid |
| 21 | MW-12_F1_021 | 5/26/2020 | 10:40 | Water | 1 | x | x | | x | | | | | | | | | | | | nitric acid |
| 22 | Blank_F1_022 | 5/26/2020 | 10:45 | Water | 1 | x | x | x | x | | | | | | | | | | | | nitric acid |
| 23 | OLD-MW-2D-F1_012_DUP | 5/26/2020 | 10:50 | Water | 1 | x | x | | x | | | | | | | | | | | | nitric acid |
| | | | | | | | | | | | | | | | | | | | | | |
| | | | | | | | | | | | | | | | | | | | | | |
| | | | | | | | | | | | | | | | | | | | | | |
| | | | | | | | | | | | | | | | | | | | | | |
| | | | | | | | | | | | | | | | | | | | | | |
| | | | | | | | | | | | | | | | | | | | | | |
| | | | | | | | | | | | | | | | | | | | | | |

Notes:

| Relinquished by: | Company: |
|---|---|
| Anthony Dalton-Atha | Anchor QEA |
| Signature/Print Name: | Date/Time: |
| | 5/29/2020 10:00 |

| Received by: | Company: |
|---|---|
| [signature] | AZS |
| Signature/Print Name: | Date/Time: |
| | 5/29/20 1145 |

| Relinquished by: | Company: |
|---|---|
| | |
| Signature/Print Name: | Date/Time: |
| | |

| Received by: | Company: |
|---|---|
| | |
| Signature/Print Name: | Date/Time: |
| | |

*Distribution: A copy will be made for the laboratory and client. The Project file will retain the original.*

PC MH

# Cooler Receipt and Preservation Form

Client ANCHOR QEA Service Request K20 04415

Received: 5/29/2020 Opened: 5/29/2020 By: CG Unloaded: 5/29/2020 By: CG

1. Samples were received via? *USPS* *Fed Ex* *UPS* *DHL* *PDX* *Courier* *Hand Delivered*
2. Samples were received in: (circle) *Cooler* *Box* *Envelope* *Other* _____ *NA*
3. Were custody seals on coolers? NA (Y) N If yes, how many and where? 1 Front
   If present, were custody seals intact? (Y) N If present, were they signed and dated? (Y) N

| Temp Blank | Sample 1 | Sample 2 | Sample 3 | Sample 4 | IR GUN | Cooler / COC ID (NA) | Tracking Number (NA) | Filed |
|---|---|---|---|---|---|---|---|---|
| ✓ | 10.7 | 12.0 | 10.6 | 9.6 | IR02 | | | |
| | | | | | | | | |
| | | | | | | | | |
| | | | | | | | | |
| | | | | | | | | |

4. Packing material: *Inserts* *Baggies* *Bubble Wrap* *Gel Packs* *Wet Ice* *Dry Ice* *Sleeves* _____
5. Were custody papers properly filled out (ink, signed, etc.)? NA (Y) N
6. Were samples received in good condition (temperature, unbroken)? *Indicate in the table below.* NA (Y) N
   If applicable, tissue samples were received: *Frozen* *Partially Thawed* *Thawed*
7. Were all sample labels complete (i.e analysis, preservation, etc.)? NA (Y) N
8. Did all sample labels and tags agree with custody papers? *Indicate major discrepancies in the table on page 2.* NA (Y) N
9. Were appropriate bottles/containers and volumes received for the tests indicated? NA (Y) N
10. Were the pH-preserved bottles (*see SMO GEN SOP*) received at the appropriate pH? *Indicate in the table below* NA Y (N)
11. Were VOA vials received without headspace? *Indicate in the table below.* (NA) Y N
12. Was C12/Res negative? (NA) Y N

| Sample ID on Bottle | Sample ID on COC | Identified by: |
|---|---|---|
| | | |
| | | |
| | | |

| Sample ID | Bottle Count Bottle Type | Out of Temp | Head-space | Broke | pH | Reagent | Volume added | Reagent Lot Number | Initials | Time |
|---|---|---|---|---|---|---|---|---|---|---|
| All "F2" samples | 1-125mL, each | | | | X | HNO3 | 0.5mL | RE1-54-C | CG | 1100 6/1/20 |
| | | | | | | | | | | |
| | | | | | | | | | | |
| | | | | | | | | | | |
| | | | | | | | | | | |
| | | | | | | | | | | |

***Notes, Discrepancies, & Resolutions:*** Temp okay - metals analyses

# Miscellaneous Forms

**ALS Environmental—Kelso Laboratory**
1317 South 13th Avenue, Kelso, WA 98626
Phone (360) 577-7222 Fax (360) 425-9096
www.alsglobal.com

## Inorganic Data Qualifiers

| | |
|---|---|
| * | The result is an outlier. See case narrative. |
| # | The control limit criteria is not applicable. See case narrative. |
| B | The analyte was found in the associated method blank at a level that is significant relative to the sample result as defined by the DOD or NELAC standards. |
| E | The result is an estimate amount because the value exceeded the instrument calibration range. |
| J | The result is an estimated value. |
| U | The analyte was analyzed for, but was not detected ("Non-detect") at or above the MRL/MDL.<br>*DOD-QSM 4.2 definition* : Analyte was not detected and is reported as less than the LOD or as defined by the project. The detection limit is adjusted for dilution. |
| i | The MRL/MDL or LOQ/LOD is elevated due to a matrix interference. |
| X | See case narrative. |
| Q | See case narrative. One or more quality control criteria was outside the limits. |
| H | The holding time for this test is immediately following sample collection. The samples were analyzed as soon as possible after receipt by the laboratory. |

## Metals Data Qualifiers

| | |
|---|---|
| # | The control limit criteria is not applicable. See case narrative. |
| J | The result is an estimated value. |
| E | The percent difference for the serial dilution was greater than 10%, indicating a possible matrix interference in the sample. |
| M | The duplicate injection precision was not met. |
| N | The Matrix Spike sample recovery is not within control limits. See case narrative. |
| S | The reported value was determined by the Method of Standard Additions (MSA). |
| U | The analyte was analyzed for, but was not detected ("Non-detect") at or above the MRL/MDL.<br>*DOD-QSM 4.2 definition* : Analyte was not detected and is reported as less than the LOD or as defined by the project. The detection limit is adjusted for dilution. |
| W | The post-digestion spike for furnace AA analysis is out of control limits, while sample absorbance is less than 50% of spike absorbance. |
| i | The MRL/MDL or LOQ/LOD is elevated due to a matrix interference. |
| X | See case narrative. |
| + | The correlation coefficient for the MSA is less than 0.995. |
| Q | See case narrative. One or more quality control criteria was outside the limits. |

## Organic Data Qualifiers

| | |
|---|---|
| * | The result is an outlier. See case narrative. |
| # | The control limit criteria is not applicable. See case narrative. |
| A | A tentatively identified compound, a suspected aldol-condensation product. |
| B | The analyte was found in the associated method blank at a level that is significant relative to the sample result as defined by the DOD or NELAC standards. |
| C | The analyte was qualitatively confirmed using GC/MS techniques, pattern recognition, or by comparing to historical data. |
| D | The reported result is from a dilution. |
| E | The result is an estimated value. |
| J | The result is an estimated value. |
| N | The result is presumptive. The analyte was tentatively identified, but a confirmation analysis was not performed. |
| P | The GC or HPLC confirmation criteria was exceeded. The relative percent difference is greater than 40% between the two analytical results. |
| U | The analyte was analyzed for, but was not detected ("Non-detect") at or above the MRL/MDL.<br>*DOD-QSM 4.2 definition* : Analyte was not detected and is reported as less than the LOD or as defined by the project. The detection limit is adjusted for dilution. |
| i | The MRL/MDL or LOQ/LOD is elevated due to a chromatographic interference. |
| X | See case narrative. |
| Q | See case narrative. One or more quality control criteria was outside the limits. |

## Additional Petroleum Hydrocarbon Specific Qualifiers

| | |
|---|---|
| F | The chromatographic fingerprint of the sample matches the elution pattern of the calibration standard. |
| L | The chromatographic fingerprint of the sample resembles a petroleum product, but the elution pattern indicates the presence of a greater amount of lighter molecular weight constituents than the calibration standard. |
| H | The chromatographic fingerprint of the sample resembles a petroleum product, but the elution pattern indicates the presence of a greater amount of heavier molecular weight constituents than the calibration standard. |
| O | The chromatographic fingerprint of the sample resembles an oil, but does not match the calibration standard. |
| Y | The chromatographic fingerprint of the sample resembles a petroleum product eluting in approximately the correct carbon range, but the elution pattern does not match the calibration standard. |
| Z | The chromatographic fingerprint does not resemble a petroleum product. |

**ALS Group USA Corp. dba ALS Environmental (ALS) - Kelso**
**State Certifications, Accreditations, and Licenses**

| Agency | Web Site | Number |
|---|---|---|
| Alaska DEH | http://dec.alaska.gov/eh/lab/cs/csapproval.htm | UST-040 |
| Arizona DHS | http://www.azdhs.gov/lab/license/env.htm | AZ0339 |
| Arkansas - DEQ | http://www.adeq.state.ar.us/techsvs/labcert.htm | 88-0637 |
| California DHS (ELAP) | http://www.cdph.ca.gov/certlic/labs/Pages/ELAP.aspx | 2795 |
| DOD ELAP | http://www.denix.osd.mil/edqw/Accreditation/AccreditedLabs.cfm | L16-58-R4 |
| Florida DOH | http://www.doh.state.fl.us/lab/EnvLabCert/WaterCert.htm | E87412 |
| Hawaii DOH | http://health.hawaii.gov/ | - |
| ISO 17025 | http://www.pjlabs.com/ | L16-57 |
| Louisiana DEQ | http://www.deq.louisiana.gov/page/la-lab-accreditation | 03016 |
| Maine DHS | http://www.maine.gov/dhhs/ | WA01276 |
| Minnesota DOH | http://www.health.state.mn.us/accreditation | 053-999-457 |
| Nevada DEP | http://ndep.nv.gov/bsdw/labservice.htm | WA01276 |
| New Jersey DEP | http://www.nj.gov/dep/enforcement/oqa.html | WA005 |
| New York - DOH | https://www.wadsworth.org/regulatory/elap | 12060 |
| North Carolina DEQ | https://deq.nc.gov/about/divisions/water-resources/water-resources-data/water-sciences-home-page/laboratory-certification-branch/non-field-lab-certification | 605 |
| Oklahoma DEQ | http://www.deq.state.ok.us/CSDnew/labcert.htm | 9801 |
| Oregon – DEQ (NELAP) | http://public.health.oregon.gov/LaboratoryServices/EnvironmentalLaboratoryAccreditation/Pages/index.aspx | WA100010 |
| South Carolina DHEC | http://www.scdhec.gov/environment/EnvironmentalLabCertification/ | 61002 |
| Texas CEQ | http://www.tceq.texas.gov/field/qa/env_lab_accreditation.html | T104704427 |
| Washington DOE | http://www.ecy.wa.gov/programs/eap/labs/lab-accreditation.html | C544 |
| Wyoming (EPA Region 8) | https://www.epa.gov/region8-waterops/epa-region-8-certified-drinking-water- | - |
| Kelso Laboratory Website | www.alsglobal.com | NA |

Analyses were performed according to our laboratory's NELAP-approved quality assurance program. A complete listing of specific NELAP-certified analytes, can be found in the certification section at www.ALSGlobal.com or at the accreditation bodies web site.
Please refer to the certification and/or accreditation body's web site if samples are submitted for compliance purposes. The states highlighted above, require the analysis be listed on the state certification if used for compliance purposes and if the method/anlayte is offered by that state.

## Acronyms

| | |
|---|---|
| ASTM | American Society for Testing and Materials |
| A2LA | American Association for Laboratory Accreditation |
| CARB | California Air Resources Board |
| CAS Number | Chemical Abstract Service registry Number |
| CFC | Chlorofluorocarbon |
| CFU | Colony-Forming Unit |
| DEC | Department of Environmental Conservation |
| DEQ | Department of Environmental Quality |
| DHS | Department of Health Services |
| DOE | Department of Ecology |
| DOH | Department of Health |
| EPA | U. S. Environmental Protection Agency |
| ELAP | Environmental Laboratory Accreditation Program |
| GC | Gas Chromatography |
| GC/MS | Gas Chromatography/Mass Spectrometry |
| LOD | Limit of Detection |
| LOQ | Limit of Quantitation |
| LUFT | Leaking Underground Fuel Tank |
| M | Modified |
| MCL | Maximum Contaminant Level is the highest permissible concentration of a substance allowed in drinking water as established by the USEPA. |
| MDL | Method Detection Limit |
| MPN | Most Probable Number |
| MRL | Method Reporting Limit |
| NA | Not Applicable |
| NC | Not Calculated |
| NCASI | National Council of the Paper Industry for Air and Stream Improvement |
| ND | Not Detected |
| NIOSH | National Institute for Occupational Safety and Health |
| PQL | Practical Quantitation Limit |
| RCRA | Resource Conservation and Recovery Act |
| SIM | Selected Ion Monitoring |
| TPH | Total Petroleum Hydrocarbons |
| tr | Trace level is the concentration of an analyte that is less than the PQL but greater than or equal to the MDL. |

# Sample Results

**ALS Environmental—Kelso Laboratory**
1317 South 13th Avenue, Kelso, WA 98626
Phone (360) 577-7222 Fax (360) 425-9096
www.alsglobal.com

# Metals

**ALS Environmental—Kelso Laboratory**
1317 South 13th Avenue, Kelso, WA 98626
Phone (360) 577-7222 Fax (360) 425-9096
www.alsglobal.com

**ALS Group USA, Corp.**
**dba ALS Environmental**

Analytical Report

| | | | |
|---|---|---|---|
| **Client:** | Anchor QEA, LLC | **Service Request:** | K2004415 |
| **Project:** | APC SSE | **Date Collected:** | 05/26/20 10:20 |
| **Sample Matrix:** | Water | **Date Received:** | 05/29/20 11:45 |
| **Sample Name:** | MR-AP-MW-3D_F1_017 | **Basis:** | NA |
| **Lab Code:** | K2004415-017 | | |

## Total Metals

| Analyte Name | Analysis Method | Result | Units | MRL | MDL | Dil. | Date Analyzed | Date Extracted | Q |
|---|---|---|---|---|---|---|---|---|---|
| Arsenic | 6010C | ND U | ug/L | 21 | 5 | 1 | 06/11/20 15:38 | 06/09/20 | |
| Cobalt | 6010C | **0.9 J** | ug/L | 2.1 | 0.7 | 1 | 06/11/20 15:38 | 06/09/20 | |
| Lithium | 6010C | ND U | ug/L | 21 | 6 | 1 | 06/11/20 15:38 | 06/09/20 | |

**ALS Group USA, Corp.**
**dba ALS Environmental**

Analytical Report

| | | | |
|---|---|---|---|
| **Client:** | Anchor QEA, LLC | **Service Request:** | K2004415 |
| **Project:** | APC SSE | **Date Collected:** | 05/26/20 10:25 |
| **Sample Matrix:** | Water | **Date Received:** | 05/29/20 11:45 |
| **Sample Name:** | MR-AP-MW-4_F1_018 | **Basis:** | NA |
| **Lab Code:** | K2004415-018 | | |

## Total Metals

| Analyte Name | Analysis Method | Result | Units | MRL | MDL | Dil. | Date Analyzed | Date Extracted | Q |
|---|---|---|---|---|---|---|---|---|---|
| Arsenic | 6010C | **9 J** | ug/L | 21 | 5 | 1 | 06/11/20 15:41 | 06/09/20 | |
| Cobalt | 6010C | ND U | ug/L | 2.1 | 0.7 | 1 | 06/11/20 15:41 | 06/09/20 | |
| Lithium | 6010C | ND U | ug/L | 21 | 6 | 1 | 06/11/20 15:41 | 06/09/20 | |

**ALS Group USA, Corp.**
**dba ALS Environmental**

Analytical Report

| | | | |
|---|---|---|---|
| **Client:** | Anchor QEA, LLC | **Service Request:** | K2004415 |
| **Project:** | APC SSE | **Date Collected:** | 05/26/20 10:30 |
| **Sample Matrix:** | Water | **Date Received:** | 05/29/20 11:45 |
| **Sample Name:** | MR-AP-MW-5_F1_019 | **Basis:** | NA |
| **Lab Code:** | K2004415-019 | | |

## Total Metals

| Analyte Name | Analysis Method | Result | Units | MRL | MDL | Dil. | Date Analyzed | Date Extracted | Q |
|---|---|---|---|---|---|---|---|---|---|
| Arsenic | 6010C | **7 J** | ug/L | 21 | 5 | 1 | 06/11/20 15:44 | 06/09/20 | |
| Cobalt | 6010C | ND U | ug/L | 2.1 | 0.7 | 1 | 06/11/20 15:44 | 06/09/20 | |
| Lithium | 6010C | ND U | ug/L | 21 | 6 | 1 | 06/11/20 15:44 | 06/09/20 | |

# QC Summary Forms

**ALS Environmental—Kelso Laboratory**
1317 South 13th Avenue, Kelso, WA 98626
Phone (360) 577-7222 Fax (360) 425-9096
www.alsglobal.com

# Metals

**ALS Environmental—Kelso Laboratory**
1317 South 13th Avenue, Kelso, WA 98626
Phone (360) 577-7222 Fax (360) 425-9096
www.alsglobal.com

**ALS Group USA, Corp.**
**dba ALS Environmental**

Analytical Report

| | | | |
|---|---|---|---|
| **Client:** | Anchor QEA, LLC | **Service Request:** | K2004415 |
| **Project:** | APC SSE | **Date Collected:** | NA |
| **Sample Matrix:** | Water | **Date Received:** | NA |
| **Sample Name:** | Method Blank | **Basis:** | NA |
| **Lab Code:** | KQ2007740-02 | | |

## Total Metals

| Analyte Name | Analysis Method | Result | Units | MRL | MDL | Dil. | Date Analyzed | Date Extracted | Q |
|---|---|---|---|---|---|---|---|---|---|
| Arsenic | 6010C | ND U | ug/L | 21 | 5 | 1 | 06/11/20 14:18 | 06/09/20 | |
| Cobalt | 6010C | ND U | ug/L | 2.1 | 0.7 | 1 | 06/11/20 14:18 | 06/09/20 | |
| Lithium | 6010C | ND U | ug/L | 21 | 6 | 1 | 06/11/20 14:18 | 06/09/20 | |
| Molybdenum | 6010C | ND U | ug/L | 8.4 | 2.1 | 1 | 06/11/20 14:18 | 06/09/20 | |

**ALS Group USA, Corp.**
**dba ALS Environmental**

QA/QC Report

| | | | |
|---|---|---|---|
| **Client:** | Anchor QEA, LLC | **Service Request:** | K2004415 |
| **Project:** | APC SSE | **Date Collected:** | 05/26/20 |
| **Sample Matrix:** | Water | **Date Received:** | 05/29/20 |
| | | **Date Analyzed:** | 06/11/20 |
| | | **Date Extracted:** | 06/9/20 |

## Matrix Spike Summary
## Total Metals

| | | | |
|---|---|---|---|
| **Sample Name:** | BY-AP-MW-11_F1_001 | **Units:** | ug/L |
| **Lab Code:** | K2004415-001 | **Basis:** | NA |
| **Analysis Method:** | 6010C | | |
| **Prep Method:** | EPA CLP ILM04.0 | | |

### Matrix Spike
KQ2007740-04

| Analyte Name | Sample Result | Result | Spike Amount | % Rec | % Rec Limits |
|---|---|---|---|---|---|
| Arsenic | 13 J | 861 | 1000 | 85 | 75-125 |
| Cobalt | 0.9 J | 440 | 500 | 88 | 75-125 |
| Lithium | ND U | 9360 | 10000 | 94 | 75-125 |
| Molybdenum | 10.8 | 1010 | 1000 | 100 | 75-125 |

**Results flagged with an asterisk (*) indicate values outside control criteria.**

**Results flagged with a pound (#) indicate the control criteria is not applicable.**

Percent recoveries and relative percent differences (RPD) are determined by the software using values in the calculation which have not been rounded.

**Matrix Spike and Matrix Spike Duplicate Data is presented for information purposes only. The matrix may or may not be relevant to samples reported in this report. The laboratory evaluates system performance based on the LCS and LCSD control limits.**

**ALS Group USA, Corp.**

**dba ALS Environmental**

QA/QC Report

| | | | |
|---|---|---|---|
| **Client:** | Anchor QEA, LLC | **Service Request:** | K2004415 |
| **Project** | APC SSE | **Date Collected:** | 05/26/20 |
| **Sample Matrix:** | Water | **Date Received:** | 05/29/20 |
| | | **Date Analyzed:** | 06/11/20 |

## Replicate Sample Summary
## Total Metals

| | | | |
|---|---|---|---|
| **Sample Name:** | BY-AP-MW-11_F1_001 | **Units:** | ug/L |
| **Lab Code:** | K2004415-001 | **Basis:** | NA |

| Analyte Name | Analysis Method | MRL | MDL | Sample Result | Duplicate Sample KQ2007740-03 Result | Average | RPD | RPD Limit |
|---|---|---|---|---|---|---|---|---|
| Arsenic | 6010C | 21 | 5 | 13 J | ND U | NC | NC | 20 |
| Cobalt | 6010C | 2.1 | 0.7 | 0.9 J | 1.1 J | 1.0 | 20 | 20 |
| Lithium | 6010C | 21 | 6 | ND U | ND U | ND | - | 20 |
| Molybdenum | 6010C | 8.4 | 2.1 | 10.8 | ND U | NC | NC | 20 |

**Results flagged with an asterisk (*) indicate values outside control criteria.**

**Results flagged with a pound (#) indicate the control criteria is not applicable.**

Percent recoveries and relative percent differences (RPD) are determined by the software using values in the calculation which have not been rounded.

**ALS Group USA, Corp.**
**dba ALS Environmental**

QA/QC Report

**Client:** Anchor QEA, LLC
**Project:** APC SSE
**Sample Matrix:** Water

**Service Request:** K2004415
**Date Analyzed:** 06/11/20

## Lab Control Sample Summary
## Total Metals

**Units:**ug/L
**Basis:**NA

### Lab Control Sample
KQ2007740-01

| Analyte Name | Analytical Method | Result | Spike Amount | % Rec | % Rec Limits |
|---|---|---|---|---|---|
| Arsenic | 6010C | 2440 | 2500 | 98 | 80-120 |
| Cobalt | 6010C | 1200 | 1250 | 96 | 80-120 |
| Lithium | 6010C | 9280 | 10000 | 93 | 80-120 |
| Molybdenum | 6010C | 1010 | 1000 | 101 | 80-120 |

July 20, 2020 Service Request No:K2004416

Anthony Dalton-Atha
Anchor QEA, LLC
6720 SW Macadam Avenue
Suite 125
Portland, OR 97219

**Laboratory Results for: APC SSE**

Dear Anthony,

Enclosed are the results of the sample(s) submitted to our laboratory May 29, 2020
For your reference, these analyses have been assigned our service request number **K2004416.**

Analyses were performed according to our laboratory's NELAP-approved quality assurance program. The test results meet requirements of the current NELAP standards, where applicable, and except as noted in the laboratory case narrative provided. For a specific list of NELAP-accredited analytes, refer to the certifications section at www.alsglobal.com. All results are intended to be considered in their entirety, and ALS Group USA Corp. dba ALS Environmental (ALS) is not responsible for use of less than the complete report. Results apply only to the items submitted to the laboratory for analysis and individual items (samples) analyzed, as listed in the report.

Please contact me if you have any questions. My extension is 3376. You may also contact me via email at Mark.Harris@alsglobal.com.

Respectfully submitted,

**ALS Group USA, Corp. dba ALS Environmental**

Mark Harris
Project Manager

# Narrative Documents

**ALS Environmental—Kelso Laboratory**
1317 South 13th Avenue, Kelso, WA 98626
Phone (360) 577-7222 Fax (360) 425-9096
www.alsglobal.com

1317 South 13th Ave, Kelso, WA 98626 | 1-360-577-7222 | www.alsglobal.com

**Client:** Anchor QEA, LLC
**Project:** APC SSE
**Sample Matrix:** Water

**Service Request:** K2004416
**Date Received:** 05/29/2020

## CASE NARRATIVE

All analyses were performed consistent with the quality assurance program of ALS Environmental. This report contains analytical results for samples for the Tier II level requested by the client.

**Sample Receipt:**

One water sample was received for analysis at ALS Environmental on 05/29/2020. Any discrepancies upon initial sample inspection are annotated on the sample receipt and preservation form included within this report. The sample was stored at minimum in accordance with the analytical method requirements.

**Metals:**

No significant anomalies were noted with this analysis.

Approved by _____ Date 06/17/2020

# Sample Receipt Information

**ALS Environmental—Kelso Laboratory**
1317 South 13th Avenue, Kelso, WA 98626
Phone (360) 577-7222 Fax (360) 425-9096
www.alsglobal.com

PC MH

# Cooler Receipt and Preservation Form

Client ANCHOR QEA Service Request K2044416

Received: 5/29/2020 Opened: 5/29/2020 By: CG Unloaded: 5/29/2020 By: CG

1. Samples were received via? *USPS* *Fed Ex* *UPS* *DHL* *PDX* (*Courier*) *Hand Delivered*
2. Samples were received in: (circle) (*Cooler*) *Box* *Envelope* *Other* _____ *NA*
3. Were custody seals on coolers? NA (Y) N If yes, how many and where? 1 Front
   If present, were custody seals intact? (Y) N If present, were they signed and dated? (Y) N

| Temp Blank | Sample 1 | Sample 2 | Sample 3 | Sample 4 | IR GUN | Cooler / COC ID (NA) | Tracking Number (NA) | Filed |
|---|---|---|---|---|---|---|---|---|
| — | 10.7 | 12.0 | 10.6 | 9.6 | IR02 | | | |
| | | | | | | | | |
| | | | | | | | | |
| | | | | | | | | |
| | | | | | | | | |

4. Packing material: *Inserts* (*Baggies*) (*Bubble Wrap*) *Gel Packs* (*Wet Ice*) *Dry Ice* *Sleeves* _____
5. Were custody papers properly filled out (ink, signed, etc.)? NA (Y) N
6. Were samples received in good condition (temperature, unbroken)? *Indicate in the table below.* NA (Y) N
   If applicable, tissue samples were received: *Frozen* *Partially Thawed* *Thawed*
7. Were all sample labels complete (i.e analysis, preservation, etc.)? NA (Y) N
8. Did all sample labels and tags agree with custody papers? *Indicate major discrepancies in the table on page 2.* NA (Y) N
9. Were appropriate bottles/containers and volumes received for the tests indicated? NA (Y) N
10. Were the pH-preserved bottles (*see SMO GEN SOP*) received at the appropriate pH? *Indicate in the table below* NA Y (N)
11. Were VOA vials received without headspace? *Indicate in the table below.* (NA) Y N
12. Was C12/Res negative? (NA) Y N

| Sample ID on Bottle | Sample ID on COC | Identified by: |
|---|---|---|
| | | |
| | | |
| | | |

| Sample ID | Bottle Count Bottle Type | Out of Temp | Head-space | Broke | pH | Reagent | Volume added | Reagent Lot Number | Initials | Time |
|---|---|---|---|---|---|---|---|---|---|---|
| All "F2" samples | 1-125mL, each | | | | X | $HNO_3$ | 0.5mL | RE1-54-C | CG | 1100 6/1/20 |
| | | | | | | | | | | |
| | | | | | | | | | | |
| | | | | | | | | | | |
| | | | | | | | | | | |
| | | | | | | | | | | |

***Notes, Discrepancies, & Resolutions:*** Temp okay - metals analyses

## Chain of Custody Record & Laboratory Analysis Request

| | |
|---|---|
| Date: | 5/29/2020 |
| Project Name: | APC SSE |
| Project Manager: | Anthony Dalton-Atha |
| email: | adalton-atha@anchorqea.com |
| Phone Number: | 541-760-0851 |
| Shipment Method: | Courier |

ANCHOR QEA

Jessica Goin
6720 SW Macadam Ave
Suite 125
Portland OR 97219

| Line | Field Sample ID | Collection Date | Collection Time | Matrix | No. of Containers | Parameters: Arsenic | Lithium | Cobalt | Molybdenum | Iron | Manganese | Calcium | | | | | | | | | | Comments/Preservation |
|---|---|---|---|---|---|---|---|---|---|---|---|---|---|---|---|---|---|---|---|---|---|---|
| 16 | GS-AP-MW-8_F2_016 | 5/27/2020 | 10:15 | Water | 1 | x | x | | x | x | x | x | | | | | | | | | | nitric acid |
| 17 | MR-AP-MW-3D_F2_017 | 5/27/2020 | 10:20 | Water | 1 | x | x | x | | x | x | x | | | | | | | | | | nitric acid |
| 18 | MR-AP-MW-4_F2_018 | 5/27/2020 | 10:25 | Water | 1 | x | x | x | | x | x | x | | | | | | | | | | nitric acid |
| 19 | MR-AP-MW-5_F2_019 | 5/27/2020 | 10:30 | Water | 1 | x | x | x | | x | x | x | | | | | | | | | | nitric acid |
| 20 | MW-1_F2_020 | 5/27/2020 | 10:35 | Water | 1 | x | x | | x | x | x | x | | | | | | | | | | nitric acid |
| 21 | MW-12_F2_021 | 5/27/2020 | 10:40 | Water | 1 | x | x | | x | x | x | x | | | | | | | | | | nitric acid |
| 22 | Blank_F2_022 | 5/27/2020 | 10:45 | Water | 1 | x | x | x | x | x | x | x | | | | | | | | | | nitric acid |
| 23 | OLD-MW-2D-F2_012_DUP | 5/27/2020 | 10:50 | Water | 1 | x | x | | x | x | x | x | | | | | | | | | | nitric acid |
| | | | | | | | | | | | | | | | | | | | | | | |
| | | | | | | | | | | | | | | | | | | | | | | |
| | | | | | | | | | | | | | | | | | | | | | | |
| | | | | | | | | | | | | | | | | | | | | | | |
| | | | | | | | | | | | | | | | | | | | | | | |
| | | | | | | | | | | | | | | | | | | | | | | |
| | | | | | | | | | | | | | | | | | | | | | | |

Notes:

| Relinquished by: | Company: |
|---|---|
| Anthony Dalton-Atha | Anchor QEA |
| Signature/Print Name: | Date/Time: |
| | 5/29/2020 10:00 |

| Received by: | Company: |
|---|---|
| Signature/Print Name: | Date/Time: |
| | 5/29/20 1145 |

| Relinquished by: | Company: |
|---|---|
| | |
| Signature/Print Name: | Date/Time: |
| | |

| Received by: | Company: |
|---|---|
| | |
| Signature/Print Name: | Date/Time: |
| | |

*Distribution: A copy will be made for the laboratory and client. The Project file will retain the original.*

# Miscellaneous Forms

**ALS Environmental—Kelso Laboratory**
1317 South 13th Avenue, Kelso, WA 98626
Phone (360) 577-7222 Fax (360) 425-9096
www.alsglobal.com

## Inorganic Data Qualifiers

| | |
|---|---|
| * | The result is an outlier. See case narrative. |
| # | The control limit criteria is not applicable. See case narrative. |
| B | The analyte was found in the associated method blank at a level that is significant relative to the sample result as defined by the DOD or NELAC standards. |
| E | The result is an estimate amount because the value exceeded the instrument calibration range. |
| J | The result is an estimated value. |
| U | The analyte was analyzed for, but was not detected ("Non-detect") at or above the MRL/MDL.<br>*DOD-QSM 4.2 definition* : Analyte was not detected and is reported as less than the LOD or as defined by the project. The detection limit is adjusted for dilution. |
| i | The MRL/MDL or LOQ/LOD is elevated due to a matrix interference. |
| X | See case narrative. |
| Q | See case narrative. One or more quality control criteria was outside the limits. |
| H | The holding time for this test is immediately following sample collection. The samples were analyzed as soon as possible after receipt by the laboratory. |

## Metals Data Qualifiers

| | |
|---|---|
| # | The control limit criteria is not applicable. See case narrative. |
| J | The result is an estimated value. |
| E | The percent difference for the serial dilution was greater than 10%, indicating a possible matrix interference in the sample. |
| M | The duplicate injection precision was not met. |
| N | The Matrix Spike sample recovery is not within control limits. See case narrative. |
| S | The reported value was determined by the Method of Standard Additions (MSA). |
| U | The analyte was analyzed for, but was not detected ("Non-detect") at or above the MRL/MDL.<br>*DOD-QSM 4.2 definition* : Analyte was not detected and is reported as less than the LOD or as defined by the project. The detection limit is adjusted for dilution. |
| W | The post-digestion spike for furnace AA analysis is out of control limits, while sample absorbance is less than 50% of spike absorbance. |
| i | The MRL/MDL or LOQ/LOD is elevated due to a matrix interference. |
| X | See case narrative. |
| + | The correlation coefficient for the MSA is less than 0.995. |
| Q | See case narrative. One or more quality control criteria was outside the limits. |

## Organic Data Qualifiers

| | |
|---|---|
| * | The result is an outlier. See case narrative. |
| # | The control limit criteria is not applicable. See case narrative. |
| A | A tentatively identified compound, a suspected aldol-condensation product. |
| B | The analyte was found in the associated method blank at a level that is significant relative to the sample result as defined by the DOD or NELAC standards. |
| C | The analyte was qualitatively confirmed using GC/MS techniques, pattern recognition, or by comparing to historical data. |
| D | The reported result is from a dilution. |
| E | The result is an estimated value. |
| J | The result is an estimated value. |
| N | The result is presumptive. The analyte was tentatively identified, but a confirmation analysis was not performed. |
| P | The GC or HPLC confirmation criteria was exceeded. The relative percent difference is greater than 40% between the two analytical results. |
| U | The analyte was analyzed for, but was not detected ("Non-detect") at or above the MRL/MDL.<br>*DOD-QSM 4.2 definition* : Analyte was not detected and is reported as less than the LOD or as defined by the project. The detection limit is adjusted for dilution. |
| i | The MRL/MDL or LOQ/LOD is elevated due to a chromatographic interference. |
| X | See case narrative. |
| Q | See case narrative. One or more quality control criteria was outside the limits. |

## Additional Petroleum Hydrocarbon Specific Qualifiers

| | |
|---|---|
| F | The chromatographic fingerprint of the sample matches the elution pattern of the calibration standard. |
| L | The chromatographic fingerprint of the sample resembles a petroleum product, but the elution pattern indicates the presence of a greater amount of lighter molecular weight constituents than the calibration standard. |
| H | The chromatographic fingerprint of the sample resembles a petroleum product, but the elution pattern indicates the presence of a greater amount of heavier molecular weight constituents than the calibration standard. |
| O | The chromatographic fingerprint of the sample resembles an oil, but does not match the calibration standard. |
| Y | The chromatographic fingerprint of the sample resembles a petroleum product eluting in approximately the correct carbon range, but the elution pattern does not match the calibration standard. |
| Z | The chromatographic fingerprint does not resemble a petroleum product. |

**ALS Group USA Corp. dba ALS Environmental (ALS) - Kelso**
**State Certifications, Accreditations, and Licenses**

| Agency | Web Site | Number |
|---|---|---|
| Alaska DEH | http://dec.alaska.gov/eh/lab/cs/csapproval.htm | UST-040 |
| Arizona DHS | http://www.azdhs.gov/lab/license/env.htm | AZ0339 |
| Arkansas - DEQ | http://www.adeq.state.ar.us/techsvs/labcert.htm | 88-0637 |
| California DHS (ELAP) | http://www.cdph.ca.gov/certlic/labs/Pages/ELAP.aspx | 2795 |
| DOD ELAP | http://www.denix.osd.mil/edqw/Accreditation/AccreditedLabs.cfm | L16-58-R4 |
| Florida DOH | http://www.doh.state.fl.us/lab/EnvLabCert/WaterCert.htm | E87412 |
| Hawaii DOH | http://health.hawaii.gov/ | - |
| ISO 17025 | http://www.pjlabs.com/ | L16-57 |
| Louisiana DEQ | http://www.deq.louisiana.gov/page/la-lab-accreditation | 03016 |
| Maine DHS | http://www.maine.gov/dhhs/ | WA01276 |
| Minnesota DOH | http://www.health.state.mn.us/accreditation | 053-999-457 |
| Nevada DEP | http://ndep.nv.gov/bsdw/labservice.htm | WA01276 |
| New Jersey DEP | http://www.nj.gov/dep/enforcement/oqa.html | WA005 |
| New York - DOH | https://www.wadsworth.org/regulatory/elap | 12060 |
| North Carolina DEQ | https://deq.nc.gov/about/divisions/water-resources/water-resources-data/water-sciences-home-page/laboratory-certification-branch/non-field-lab-certification | 605 |
| Oklahoma DEQ | http://www.deq.state.ok.us/CSDnew/labcert.htm | 9801 |
| Oregon – DEQ (NELAP) | http://public.health.oregon.gov/LaboratoryServices/EnvironmentalLaboratoryAccreditation/Pages/index.aspx | WA100010 |
| South Carolina DHEC | http://www.scdhec.gov/environment/EnvironmentalLabCertification/ | 61002 |
| Texas CEQ | http://www.tceq.texas.gov/field/qa/env_lab_accreditation.html | T104704427 |
| Washington DOE | http://www.ecy.wa.gov/programs/eap/labs/lab-accreditation.html | C544 |
| Wyoming (EPA Region 8) | https://www.epa.gov/region8-waterops/epa-region-8-certified-drinking-water- | - |
| Kelso Laboratory Website | www.alsglobal.com | NA |

Analyses were performed according to our laboratory's NELAP-approved quality assurance program. A complete listing of specific NELAP-certified analytes, can be found in the certification section at www.ALSGlobal.com or at the accreditation bodies web site.
Please refer to the certification and/or accreditation body's web site if samples are submitted for compliance purposes. The states highlighted above, require the analysis be listed on the state certification if used for compliance purposes and if the method/anlayte is offered by that state.

## Acronyms

| | |
|---|---|
| ASTM | American Society for Testing and Materials |
| A2LA | American Association for Laboratory Accreditation |
| CARB | California Air Resources Board |
| CAS Number | Chemical Abstract Service registry Number |
| CFC | Chlorofluorocarbon |
| CFU | Colony-Forming Unit |
| DEC | Department of Environmental Conservation |
| DEQ | Department of Environmental Quality |
| DHS | Department of Health Services |
| DOE | Department of Ecology |
| DOH | Department of Health |
| EPA | U. S. Environmental Protection Agency |
| ELAP | Environmental Laboratory Accreditation Program |
| GC | Gas Chromatography |
| GC/MS | Gas Chromatography/Mass Spectrometry |
| LOD | Limit of Detection |
| LOQ | Limit of Quantitation |
| LUFT | Leaking Underground Fuel Tank |
| M | Modified |
| MCL | Maximum Contaminant Level is the highest permissible concentration of a substance allowed in drinking water as established by the USEPA. |
| MDL | Method Detection Limit |
| MPN | Most Probable Number |
| MRL | Method Reporting Limit |
| NA | Not Applicable |
| NC | Not Calculated |
| NCASI | National Council of the Paper Industry for Air and Stream Improvement |
| ND | Not Detected |
| NIOSH | National Institute for Occupational Safety and Health |
| PQL | Practical Quantitation Limit |
| RCRA | Resource Conservation and Recovery Act |
| SIM | Selected Ion Monitoring |
| TPH | Total Petroleum Hydrocarbons |
| tr | Trace level is the concentration of an analyte that is less than the PQL but greater than or equal to the MDL. |

# Sample Results

**ALS Environmental—Kelso Laboratory**
1317 South 13th Avenue, Kelso, WA 98626
Phone (360) 577-7222 Fax (360) 425-9096
www.alsglobal.com

# Metals

**ALS Environmental—Kelso Laboratory**
1317 South 13th Avenue, Kelso, WA 98626
Phone (360) 577-7222 Fax (360) 425-9096
www.alsglobal.com

**ALS Group USA, Corp.**
**dba ALS Environmental**

Analytical Report

| | | | |
|---|---|---|---|
| **Client:** | Anchor QEA, LLC | **Service Request:** | K2004416 |
| **Project:** | APC SSE | **Date Collected:** | 05/27/20 10:20 |
| **Sample Matrix:** | Water | **Date Received:** | 05/29/20 11:45 |
| **Sample Name:** | MR-AP-MW-3D_F2_017 | **Basis:** | NA |
| **Lab Code:** | K2004416-020 | | |

## Total Metals

| Analyte Name | Analysis Method | Result | Units | MRL | MDL | Dil. | Date Analyzed | Date Extracted | Q |
|---|---|---|---|---|---|---|---|---|---|
| Arsenic | 6010C | ND U | ug/L | 21 | 5 | 1 | 06/15/20 12:40 | 06/09/20 | |
| Calcium | 6010C | **23200** | ug/L | 21 | 3 | 1 | 06/15/20 12:40 | 06/09/20 | |
| Cobalt | 6010C | **1.9 J** | ug/L | 2.1 | 0.7 | 1 | 06/15/20 12:40 | 06/09/20 | |
| Iron | 6010C | **627** | ug/L | 42 | 8 | 1 | 06/15/20 12:40 | 06/09/20 | |
| Lithium | 6010C | ND U | ug/L | 21 | 6 | 1 | 06/15/20 12:40 | 06/09/20 | |
| Manganese | 6010C | **820** | ug/L | 1.1 | 0.2 | 1 | 06/15/20 12:40 | 06/09/20 | |

# QC Summary Forms

**ALS Environmental—Kelso Laboratory**
1317 South 13th Avenue, Kelso, WA 98626
Phone (360) 577-7222 Fax (360) 425-9096
www.alsglobal.com

# Metals

**ALS Environmental—Kelso Laboratory**
1317 South 13th Avenue, Kelso, WA 98626
Phone (360) 577-7222 Fax (360) 425-9096
www.alsglobal.com

**ALS Group USA, Corp.**
**dba ALS Environmental**

Analytical Report

| | | | |
|---|---|---|---|
| **Client:** | Anchor QEA, LLC | **Service Request:** | K2004416 |
| **Project:** | APC SSE | **Date Collected:** | NA |
| **Sample Matrix:** | Water | **Date Received:** | NA |
| **Sample Name:** | Method Blank | **Basis:** | NA |
| **Lab Code:** | KQ2007741-02 | | |

## Total Metals

| Analyte Name | Analysis Method | Result | Units | MRL | MDL | Dil. | Date Analyzed | Date Extracted | Q |
|---|---|---|---|---|---|---|---|---|---|
| Arsenic | 6010C | ND U | ug/L | 21 | 5 | 1 | 06/11/20 15:02 | 06/09/20 | |
| Calcium | 6010C | **3 J** | ug/L | 21 | 3 | 1 | 06/11/20 15:02 | 06/09/20 | |
| Cobalt | 6010C | ND U | ug/L | 2.1 | 0.7 | 1 | 06/11/20 15:02 | 06/09/20 | |
| Iron | 6010C | ND U | ug/L | 21 | 8 | 1 | 06/11/20 15:02 | 06/09/20 | |
| Lithium | 6010C | ND U | ug/L | 21 | 6 | 1 | 06/11/20 15:02 | 06/09/20 | |
| Manganese | 6010C | **0.4 J** | ug/L | 1.1 | 0.2 | 1 | 06/11/20 15:02 | 06/09/20 | |
| Molybdenum | 6010C | ND U | ug/L | 8.4 | 2.1 | 1 | 06/11/20 15:02 | 06/09/20 | |

**ALS Group USA, Corp.**
**dba ALS Environmental**

QA/QC Report

| | | | |
|---|---|---|---|
| **Client:** | Anchor QEA, LLC | **Service Request:** | K2004416 |
| **Project:** | APC SSE | **Date Collected:** | 05/26/20 |
| **Sample Matrix:** | Water | **Date Received:** | 05/29/20 |
| | | **Date Analyzed:** | 06/11/20 |
| | | **Date Extracted:** | 06/9/20 |

**Matrix Spike Summary**
**Total Metals**

| | | | |
|---|---|---|---|
| **Sample Name:** | MW-12_F1_021 | **Units:** | ug/L |
| **Lab Code:** | K2004416-001 | **Basis:** | NA |
| **Analysis Method:** | 6010C | | |
| **Prep Method:** | EPA CLP ILM04.0 | | |

**Matrix Spike**
KQ2007741-04

| Analyte Name | Sample Result | Result | Spike Amount | % Rec | % Rec Limits |
|---|---|---|---|---|---|
| Arsenic | ND U | 916 | 1000 | 92 | 75-125 |
| Calcium | 4060 | 13300 | 10000 | 93 | 75-125 |
| Cobalt | 16.9 | 427 | 500 | 82 | 75-125 |
| Iron | 62 | 975 | 1000 | 91 | 75-125 |
| Lithium | ND U | 10000 | 10000 | 100 | 75-125 |
| Manganese | 287 | 774 | 500 | 97 | 75-125 |
| Molybdenum | 52.0 | 999 | 1000 | 95 | 75-125 |

**Results flagged with an asterisk (*) indicate values outside control criteria.**

**Results flagged with a pound (#) indicate the control criteria is not applicable.**

Percent recoveries and relative percent differences (RPD) are determined by the software using values in the calculation which have not been rounded.

**Matrix Spike and Matrix Spike Duplicate Data is presented for information purposes only. The matrix may or may not be relevant to samples reported in this report. The laboratory evaluates system performance based on the LCS and LCSD control limits.**

**ALS Group USA, Corp.**

**dba ALS Environmental**

QA/QC Report

| | | | |
|---|---|---|---|
| **Client:** | Anchor QEA, LLC | **Service Request:** | K2004416 |
| **Project** | APC SSE | **Date Collected:** | 05/26/20 |
| **Sample Matrix:** | Water | **Date Received:** | 05/29/20 |
| | | **Date Analyzed:** | 06/11/20 |

## Replicate Sample Summary
## Total Metals

| | | | |
|---|---|---|---|
| **Sample Name:** | MW-12_F1_021 | **Units:** | ug/L |
| **Lab Code:** | K2004416-001 | **Basis:** | NA |

| Analyte Name | Analysis Method | MRL | MDL | Sample Result | Duplicate Sample KQ2007741-03 Result | Average | RPD | RPD Limit |
|---|---|---|---|---|---|---|---|---|
| Arsenic | 6010C | 21 | 5 | ND U | ND U | ND | - | 20 |
| Calcium | 6010C | 21 | 3 | 4060 | 4050 | 4060 | <1 | 20 |
| Cobalt | 6010C | 2.1 | 0.7 | 16.9 | 17.9 | 17.4 | 6 | 20 |
| Iron | 6010C | 21 | 8 | 62 | 62 | 62 | <1 | 20 |
| Lithium | 6010C | 21 | 6 | ND U | ND U | ND | - | 20 |
| Manganese | 6010C | 1.1 | 0.2 | 287 | 290 | 289 | 1 | 20 |
| Molybdenum | 6010C | 8.4 | 2.1 | 52.0 | 52.3 | 52.2 | <1 | 20 |

**Results flagged with an asterisk (*) indicate values outside control criteria.**

**Results flagged with a pound (#) indicate the control criteria is not applicable.**

Percent recoveries and relative percent differences (RPD) are determined by the software using values in the calculation which have not been rounded.

**ALS Group USA, Corp.**
**dba ALS Environmental**

QA/QC Report

**Client:** Anchor QEA, LLC
**Project:** APC SSE
**Sample Matrix:** Water

**Service Request:** K2004416
**Date Analyzed:** 06/11/20

## Lab Control Sample Summary
## Total Metals

**Units:**ug/L
**Basis:**NA

### Lab Control Sample
KQ2007741-01

| Analyte Name | Analytical Method | Result | Spike Amount | % Rec | % Rec Limits |
|---|---|---|---|---|---|
| Arsenic | 6010C | 2790 | 2500 | 111 | 80-120 |
| Calcium | 6010C | 12600 | 12500 | 101 | 80-120 |
| Cobalt | 6010C | 1230 | 1250 | 98 | 80-120 |
| Iron | 6010C | 2490 | 2500 | 99 | 80-120 |
| Lithium | 6010C | 9750 | 10000 | 98 | 80-120 |
| Manganese | 6010C | 1250 | 1250 | 100 | 80-120 |
| Molybdenum | 6010C | 1040 | 1000 | 104 | 80-120 |

July 20, 2020 Service Request No:K2004418

Anthony Dalton-Atha
Anchor QEA, LLC
6720 SW Macadam Avenue
Suite 125
Portland, OR 97219

**Laboratory Results for: APC SSE**

Dear Anthony,

Enclosed are the results of the sample(s) submitted to our laboratory May 29, 2020
For your reference, these analyses have been assigned our service request number **K2004418.**

Analyses were performed according to our laboratory's NELAP-approved quality assurance program. The test results meet requirements of the current NELAP standards, where applicable, and except as noted in the laboratory case narrative provided. For a specific list of NELAP-accredited analytes, refer to the certifications section at www.alsglobal.com. All results are intended to be considered in their entirety, and ALS Group USA Corp. dba ALS Environmental (ALS) is not responsible for use of less than the complete report. Results apply only to the items submitted to the laboratory for analysis and individual items (samples) analyzed, as listed in the report.

Please contact me if you have any questions. My extension is 3376. You may also contact me via email at Mark.Harris@alsglobal.com.

Respectfully submitted,

**ALS Group USA, Corp. dba ALS Environmental**

Mark Harris
Project Manager

ADDRESS 1317 S. 13th Avenue, Kelso, WA 98626
PHONE +1 360 577 7222 | FAX +1 360 636 1068
ALS Group USA, Corp.
dba ALS Environmental

# Narrative Documents

**ALS Environmental—Kelso Laboratory**
1317 South 13th Avenue, Kelso, WA 98626
Phone (360) 577-7222 Fax (360) 425-9096
www.alsglobal.com

1317 South 13th Ave, Kelso, WA 98626 | 1-360-577-7222 | www.alsglobal.com

ALS Environmental

**Client:** Anchor QEA, LLC
**Project:** APC SSE
**Sample Matrix:** Water

**Service Request:** K2004418
**Date Received:** 05/29/2020

## CASE NARRATIVE

All analyses were performed consistent with the quality assurance program of ALS Environmental. This report contains analytical results for samples for the Tier II level requested by the client.

**Sample Receipt:**

Two water samples were received for analysis at ALS Environmental on 05/29/2020. Any discrepancies upon initial sample inspection are annotated on the sample receipt and preservation form included within this report. The samples were stored at minimum in accordance with the analytical method requirements.

**Metals:**

Method 6010C, 06/19/2020: Samples in this delivery group required dilution to non-target matrix components. Attempts to analyze the undiluted samples resulted in failed instrument QC check samples. The detection limits were elevated accordingly. No further corrective action was appropriate.

Approved by _____ Date 06/22/2020

# Sample Receipt Information

**ALS Environmental—Kelso Laboratory**
1317 South 13th Avenue, Kelso, WA 98626
Phone (360) 577-7222 Fax (360) 425-9096
www.alsglobal.com

PC MH

# Cooler Receipt and Preservation Form

Client ANCHOR QEA Service Request K2004418

Received: 5/29/2020 Opened: 5/29/2020 By: CG Unloaded: 5/29/2020 By: CG

1. Samples were received via? *USPS* *Fed Ex* *UPS* *DHL* *PDX* (*Courier*) *Hand Delivered*
2. Samples were received in: (circle) (*Cooler*) *Box* *Envelope* *Other* _____ *NA*
3. Were custody seals on coolers? NA (Y) N If yes, how many and where? 1 Front
   If present, were custody seals intact? (Y) N If present, were they signed and dated? (Y) N

| Temp Blank | Sample 1 | Sample 2 | Sample 3 | Sample 4 | IR GUN | Cooler / COC ID (NA) | Tracking Number (NA) | Filed |
|---|---|---|---|---|---|---|---|---|
| — | 10.7 | 12.0 | 10.6 | 9.6 | IR02 | | | |
| | | | | | | | | |
| | | | | | | | | |
| | | | | | | | | |
| | | | | | | | | |

4. Packing material: *Inserts* (*Baggies*) (*Bubble Wrap*) *Gel Packs* (*Wet Ice*) *Dry Ice* *Sleeves* _____
5. Were custody papers properly filled out (ink, signed, etc.)? NA (Y) N
6. Were samples received in good condition (temperature, unbroken)? *Indicate in the table below.* NA (Y) N
   If applicable, tissue samples were received: *Frozen* *Partially Thawed* *Thawed*
7. Were all sample labels complete (i.e analysis, preservation, etc.)? NA (Y) N
8. Did all sample labels and tags agree with custody papers? *Indicate major discrepancies in the table on page 2.* NA (Y) N
9. Were appropriate bottles/containers and volumes received for the tests indicated? NA (Y) N
10. Were the pH-preserved bottles (*see SMO GEN SOP*) received at the appropriate pH? *Indicate in the table below* NA Y (N)
11. Were VOA vials received without headspace? *Indicate in the table below.* (NA) Y N
12. Was C12/Res negative? (NA) Y N

| Sample ID on Bottle | Sample ID on COC | Identified by: |
|---|---|---|
| | | |
| | | |
| | | |

| Sample ID | Bottle Count Bottle Type | Out of Temp | Head-space | Broke | pH | Reagent | Volume added | Reagent Lot Number | Initials | Time |
|---|---|---|---|---|---|---|---|---|---|---|
| All "F2" samples | 1-125mL, each | | | | X | $HNO_3$ | 0.5mL | RE1-54-C | CG | 1100 6/4/20 |
| | | | | | | | | | | |
| | | | | | | | | | | |
| | | | | | | | | | | |
| | | | | | | | | | | |
| | | | | | | | | | | |

***Notes, Discrepancies, & Resolutions:*** Temp okay - metals analyses

## Chain of Custody Record & Laboratory Analysis Request

| | |
|---|---|
| Date: | 5/29/2020 |
| Project Name: | APC SSE |
| Project Manager: | Anthony Dalton-Atha |
| email: | adalton-atha@anchorqea.com |
| Phone Number: | 541-760-0851 |
| Shipment Method: | Courier |

ANCHOR QEA

Jessica Goin
6720 SW Macadam Ave
Suite 125
Portland OR 97219

| Line | Field Sample ID | Collection | | Matrix | No. of Containers | Parameters | | | | | | | | | | | | | | | | Comments/Preservation |
|---|---|---|---|---|---|---|---|---|---|---|---|---|---|---|---|---|---|---|---|---|---|---|
| | | Date | Time | | | Arsenic | Lithium | Cobalt | Molybdenum | Iron | Manganese | Calcium | | | | | | | | | | |
| 16 | GS-AP-MW-8_F2_016 | 5/27/2020 | 10:15 | Water | 1 | x | x | | x | x | x | x | | | | | | | | | | nitric acid |
| 17 | MR-AP-MW-3D_F2_017 | 5/27/2020 | 10:20 | Water | 1 | x | x | x | | x | x | x | | | | | | | | | | nitric acid |
| 18 | MR-AP-MW-4_F2_018 | 5/27/2020 | 10:25 | Water | 1 | x | x | x | | x | x | x | | | | | | | | | | nitric acid |
| 19 | MR-AP-MW-5_F2_019 | 5/27/2020 | 10:30 | Water | 1 | x | x | x | | x | x | x | | | | | | | | | | nitric acid |
| 20 | MW-1_F2_020 | 5/27/2020 | 10:35 | Water | 1 | x | x | | x | x | x | x | | | | | | | | | | nitric acid |
| 21 | MW-12_F2_021 | 5/27/2020 | 10:40 | Water | 1 | x | x | | x | x | x | x | | | | | | | | | | nitric acid |
| 22 | Blank_F2_022 | 5/27/2020 | 10:45 | Water | 1 | x | x | x | x | x | x | x | | | | | | | | | | nitric acid |
| 23 | OLD-MW-2D-F2_012_DUP | 5/27/2020 | 10:50 | Water | 1 | x | x | | x | x | x | x | | | | | | | | | | nitric acid |
| | | | | | | | | | | | | | | | | | | | | | | |
| | | | | | | | | | | | | | | | | | | | | | | |
| | | | | | | | | | | | | | | | | | | | | | | |
| | | | | | | | | | | | | | | | | | | | | | | |
| | | | | | | | | | | | | | | | | | | | | | | |
| | | | | | | | | | | | | | | | | | | | | | | |
| | | | | | | | | | | | | | | | | | | | | | | |

Notes:

| Relinquished by: | Company: |
|---|---|
| Anthony Dalton-Atha | Anchor QEA |
| Signature/Print Name: | Date/Time: |
| | 5/29/2020 10:00 |

| Received by: | Company: |
|---|---|
| Signature/Print Name: | Date/Time: |
| | 5/29/20 1145 |

| Relinquished by: | Company: |
|---|---|
| | |
| Signature/Print Name: | Date/Time: |
| | |

| Received by: | Company: |
|---|---|
| | |
| Signature/Print Name: | Date/Time: |
| | |

*Distribution: A copy will be made for the laboratory and client. The Project file will retain the original.*

# Miscellaneous Forms

**ALS Environmental—Kelso Laboratory**
1317 South 13th Avenue, Kelso, WA 98626
Phone (360) 577-7222 Fax (360) 425-9096
www.alsglobal.com

## Inorganic Data Qualifiers

| | |
|---|---|
| * | The result is an outlier. See case narrative. |
| # | The control limit criteria is not applicable. See case narrative. |
| B | The analyte was found in the associated method blank at a level that is significant relative to the sample result as defined by the DOD or NELAC standards. |
| E | The result is an estimate amount because the value exceeded the instrument calibration range. |
| J | The result is an estimated value. |
| U | The analyte was analyzed for, but was not detected ("Non-detect") at or above the MRL/MDL.<br>*DOD-QSM 4.2 definition* : Analyte was not detected and is reported as less than the LOD or as defined by the project. The detection limit is adjusted for dilution. |
| i | The MRL/MDL or LOQ/LOD is elevated due to a matrix interference. |
| X | See case narrative. |
| Q | See case narrative. One or more quality control criteria was outside the limits. |
| H | The holding time for this test is immediately following sample collection. The samples were analyzed as soon as possible after receipt by the laboratory. |

## Metals Data Qualifiers

| | |
|---|---|
| # | The control limit criteria is not applicable. See case narrative. |
| J | The result is an estimated value. |
| E | The percent difference for the serial dilution was greater than 10%, indicating a possible matrix interference in the sample. |
| M | The duplicate injection precision was not met. |
| N | The Matrix Spike sample recovery is not within control limits. See case narrative. |
| S | The reported value was determined by the Method of Standard Additions (MSA). |
| U | The analyte was analyzed for, but was not detected ("Non-detect") at or above the MRL/MDL.<br>*DOD-QSM 4.2 definition* : Analyte was not detected and is reported as less than the LOD or as defined by the project. The detection limit is adjusted for dilution. |
| W | The post-digestion spike for furnace AA analysis is out of control limits, while sample absorbance is less than 50% of spike absorbance. |
| i | The MRL/MDL or LOQ/LOD is elevated due to a matrix interference. |
| X | See case narrative. |
| + | The correlation coefficient for the MSA is less than 0.995. |
| Q | See case narrative. One or more quality control criteria was outside the limits. |

## Organic Data Qualifiers

| | |
|---|---|
| * | The result is an outlier. See case narrative. |
| # | The control limit criteria is not applicable. See case narrative. |
| A | A tentatively identified compound, a suspected aldol-condensation product. |
| B | The analyte was found in the associated method blank at a level that is significant relative to the sample result as defined by the DOD or NELAC standards. |
| C | The analyte was qualitatively confirmed using GC/MS techniques, pattern recognition, or by comparing to historical data. |
| D | The reported result is from a dilution. |
| E | The result is an estimated value. |
| J | The result is an estimated value. |
| N | The result is presumptive. The analyte was tentatively identified, but a confirmation analysis was not performed. |
| P | The GC or HPLC confirmation criteria was exceeded. The relative percent difference is greater than 40% between the two analytical results. |
| U | The analyte was analyzed for, but was not detected ("Non-detect") at or above the MRL/MDL.<br>*DOD-QSM 4.2 definition* : Analyte was not detected and is reported as less than the LOD or as defined by the project. The detection limit is adjusted for dilution. |
| i | The MRL/MDL or LOQ/LOD is elevated due to a chromatographic interference. |
| X | See case narrative. |
| Q | See case narrative. One or more quality control criteria was outside the limits. |

## Additional Petroleum Hydrocarbon Specific Qualifiers

| | |
|---|---|
| F | The chromatographic fingerprint of the sample matches the elution pattern of the calibration standard. |
| L | The chromatographic fingerprint of the sample resembles a petroleum product, but the elution pattern indicates the presence of a greater amount of lighter molecular weight constituents than the calibration standard. |
| H | The chromatographic fingerprint of the sample resembles a petroleum product, but the elution pattern indicates the presence of a greater amount of heavier molecular weight constituents than the calibration standard. |
| O | The chromatographic fingerprint of the sample resembles an oil, but does not match the calibration standard. |
| Y | The chromatographic fingerprint of the sample resembles a petroleum product eluting in approximately the correct carbon range, but the elution pattern does not match the calibration standard. |
| Z | The chromatographic fingerprint does not resemble a petroleum product. |

**ALS Group USA Corp. dba ALS Environmental (ALS) - Kelso**
**State Certifications, Accreditations, and Licenses**

| Agency | Web Site | Number |
|---|---|---|
| Alaska DEH | http://dec.alaska.gov/eh/lab/cs/csapproval.htm | UST-040 |
| Arizona DHS | http://www.azdhs.gov/lab/license/env.htm | AZ0339 |
| Arkansas - DEQ | http://www.adeq.state.ar.us/techsvs/labcert.htm | 88-0637 |
| California DHS (ELAP) | http://www.cdph.ca.gov/certlic/labs/Pages/ELAP.aspx | 2795 |
| DOD ELAP | http://www.denix.osd.mil/edqw/Accreditation/AccreditedLabs.cfm | L16-58-R4 |
| Florida DOH | http://www.doh.state.fl.us/lab/EnvLabCert/WaterCert.htm | E87412 |
| Hawaii DOH | http://health.hawaii.gov/ | - |
| ISO 17025 | http://www.pjlabs.com/ | L16-57 |
| Louisiana DEQ | http://www.deq.louisiana.gov/page/la-lab-accreditation | 03016 |
| Maine DHS | http://www.maine.gov/dhhs/ | WA01276 |
| Minnesota DOH | http://www.health.state.mn.us/accreditation | 053-999-457 |
| Nevada DEP | http://ndep.nv.gov/bsdw/labservice.htm | WA01276 |
| New Jersey DEP | http://www.nj.gov/dep/enforcement/oqa.html | WA005 |
| New York - DOH | https://www.wadsworth.org/regulatory/elap | 12060 |
| North Carolina DEQ | https://deq.nc.gov/about/divisions/water-resources/water-resources-data/water-sciences-home-page/laboratory-certification-branch/non-field-lab-certification | 605 |
| Oklahoma DEQ | http://www.deq.state.ok.us/CSDnew/labcert.htm | 9801 |
| Oregon – DEQ (NELAP) | http://public.health.oregon.gov/LaboratoryServices/EnvironmentalLaboratoryAccreditation/Pages/index.aspx | WA100010 |
| South Carolina DHEC | http://www.scdhec.gov/environment/EnvironmentalLabCertification/ | 61002 |
| Texas CEQ | http://www.tceq.texas.gov/field/qa/env_lab_accreditation.html | T104704427 |
| Washington DOE | http://www.ecy.wa.gov/programs/eap/labs/lab-accreditation.html | C544 |
| Wyoming (EPA Region 8) | https://www.epa.gov/region8-waterops/epa-region-8-certified-drinking-water- | - |
| Kelso Laboratory Website | www.alsglobal.com | NA |

Analyses were performed according to our laboratory's NELAP-approved quality assurance program. A complete listing of specific NELAP-certified analytes, can be found in the certification section at www.ALSGlobal.com or at the accreditation bodies web site.
Please refer to the certification and/or accreditation body's web site if samples are submitted for compliance purposes. The states highlighted above, require the analysis be listed on the state certification if used for compliance purposes and if the method/anlayte is offered by that state.

## Acronyms

| | |
|---|---|
| ASTM | American Society for Testing and Materials |
| A2LA | American Association for Laboratory Accreditation |
| CARB | California Air Resources Board |
| CAS Number | Chemical Abstract Service registry Number |
| CFC | Chlorofluorocarbon |
| CFU | Colony-Forming Unit |
| DEC | Department of Environmental Conservation |
| DEQ | Department of Environmental Quality |
| DHS | Department of Health Services |
| DOE | Department of Ecology |
| DOH | Department of Health |
| EPA | U. S. Environmental Protection Agency |
| ELAP | Environmental Laboratory Accreditation Program |
| GC | Gas Chromatography |
| GC/MS | Gas Chromatography/Mass Spectrometry |
| LOD | Limit of Detection |
| LOQ | Limit of Quantitation |
| LUFT | Leaking Underground Fuel Tank |
| M | Modified |
| MCL | Maximum Contaminant Level is the highest permissible concentration of a substance allowed in drinking water as established by the USEPA. |
| MDL | Method Detection Limit |
| MPN | Most Probable Number |
| MRL | Method Reporting Limit |
| NA | Not Applicable |
| NC | Not Calculated |
| NCASI | National Council of the Paper Industry for Air and Stream Improvement |
| ND | Not Detected |
| NIOSH | National Institute for Occupational Safety and Health |
| PQL | Practical Quantitation Limit |
| RCRA | Resource Conservation and Recovery Act |
| SIM | Selected Ion Monitoring |
| TPH | Total Petroleum Hydrocarbons |
| tr | Trace level is the concentration of an analyte that is less than the PQL but greater than or equal to the MDL. |

# Sample Results

**ALS Environmental—Kelso Laboratory**
1317 South 13th Avenue, Kelso, WA 98626
Phone (360) 577-7222 Fax (360) 425-9096
www.alsglobal.com

# Metals

**ALS Environmental—Kelso Laboratory**
1317 South 13th Avenue, Kelso, WA 98626
Phone (360) 577-7222 Fax (360) 425-9096
www.alsglobal.com

**ALS Group USA, Corp.**
**dba ALS Environmental**

Analytical Report

| | | | |
|---|---|---|---|
| **Client:** | Anchor QEA, LLC | **Service Request:** | K2004418 |
| **Project:** | APC SSE | **Date Collected:** | 05/27/20 10:25 |
| **Sample Matrix:** | Water | **Date Received:** | 05/29/20 11:45 |
| **Sample Name:** | MR-AP-MW-4_F2_018 | **Basis:** | NA |
| **Lab Code:** | K2004418-001 | | |

## Total Metals

| Analyte Name | Analysis Method | Result | Units | MRL | MDL | Dil. | Date Analyzed | Date Extracted | Q |
|---|---|---|---|---|---|---|---|---|---|
| Arsenic | 6010C | ND U | ug/L | 110 | 30 | 5 | 06/19/20 11:33 | 06/09/20 | |
| Calcium | 6010C | **9980** | ug/L | 110 | 20 | 5 | 06/19/20 11:33 | 06/09/20 | |
| Cobalt | 6010C | **14** | ug/L | 11 | 4 | 5 | 06/19/20 11:33 | 06/09/20 | |
| Iron | 6010C | **300** | ug/L | 110 | 40 | 5 | 06/19/20 11:33 | 06/09/20 | |
| Lithium | 6010C | ND U | ug/L | 110 | 30 | 5 | 06/19/20 11:33 | 06/09/20 | |
| Manganese | 6010C | **1960** | ug/L | 5.3 | 1.1 | 5 | 06/19/20 11:33 | 06/09/20 | |

**ALS Group USA, Corp.**
**dba ALS Environmental**

Analytical Report

| | | | |
|---|---|---|---|
| **Client:** | Anchor QEA, LLC | **Service Request:** | K2004418 |
| **Project:** | APC SSE | **Date Collected:** | 05/27/20 10:30 |
| **Sample Matrix:** | Water | **Date Received:** | 05/29/20 11:45 |
| **Sample Name:** | MR-AP-MW-5_F2_019 | **Basis:** | NA |
| **Lab Code:** | K2004418-002 | | |

## Total Metals

| Analyte Name | Analysis Method | Result | Units | MRL | MDL | Dil. | Date Analyzed | Date Extracted | Q |
|---|---|---|---|---|---|---|---|---|---|
| Arsenic | 6010C | ND U | ug/L | 110 | 30 | 5 | 06/19/20 12:07 | 06/09/20 | |
| Calcium | 6010C | **6980** | ug/L | 110 | 20 | 5 | 06/19/20 12:07 | 06/09/20 | |
| Cobalt | 6010C | **35** | ug/L | 11 | 4 | 5 | 06/19/20 12:07 | 06/09/20 | |
| Iron | 6010C | **960** | ug/L | 210 | 40 | 5 | 06/19/20 12:07 | 06/09/20 | |
| Lithium | 6010C | ND U | ug/L | 110 | 30 | 5 | 06/19/20 12:07 | 06/09/20 | |
| Manganese | 6010C | **145** | ug/L | 5.3 | 1.1 | 5 | 06/19/20 12:07 | 06/09/20 | |

# QC Summary Forms

**ALS Environmental—Kelso Laboratory**
1317 South 13th Avenue, Kelso, WA 98626
Phone (360) 577-7222 Fax (360) 425-9096
www.alsglobal.com

# Metals

**ALS Environmental—Kelso Laboratory**
1317 South 13th Avenue, Kelso, WA 98626
Phone (360) 577-7222 Fax (360) 425-9096
www.alsglobal.com

**ALS Group USA, Corp.**
**dba ALS Environmental**

Analytical Report

| | | | |
|---|---|---|---|
| **Client:** | Anchor QEA, LLC | **Service Request:** | K2004418 |
| **Project:** | APC SSE | **Date Collected:** | NA |
| **Sample Matrix:** | Water | **Date Received:** | NA |
| **Sample Name:** | Method Blank | **Basis:** | NA |
| **Lab Code:** | KQ2007742-02 | | |

## Total Metals

| Analyte Name | Analysis Method | Result | Units | MRL | MDL | Dil. | Date Analyzed | Date Extracted | Q |
|---|---|---|---|---|---|---|---|---|---|
| Aluminum | 6010C | ND U | ug/L | 21 | 5 | 1 | 06/19/20 11:09 | 06/09/20 | |
| Arsenic | 6010C | ND U | ug/L | 21 | 5 | 1 | 06/19/20 11:09 | 06/09/20 | |
| Calcium | 6010C | **8 J** | ug/L | 21 | 3 | 1 | 06/19/20 11:09 | 06/09/20 | |
| Cobalt | 6010C | ND U | ug/L | 2.1 | 0.7 | 1 | 06/19/20 11:09 | 06/09/20 | |
| Iron | 6010C | ND U | ug/L | 21 | 8 | 1 | 06/19/20 11:09 | 06/09/20 | |
| Lithium | 6010C | ND U | ug/L | 21 | 6 | 1 | 06/19/20 11:09 | 06/09/20 | |
| Manganese | 6010C | ND U | ug/L | 1.1 | 0.2 | 1 | 06/19/20 11:09 | 06/09/20 | |
| Molybdenum | 6010C | ND U | ug/L | 8.4 | 2.1 | 1 | 06/19/20 11:09 | 06/09/20 | |

**ALS Group USA, Corp.**
**dba ALS Environmental**

QA/QC Report

| | | | |
|---|---|---|---|
| **Client:** | Anchor QEA, LLC | **Service Request:** | K2004418 |
| **Project:** | APC SSE | **Date Collected:** | 05/27/20 |
| **Sample Matrix:** | Water | **Date Received:** | 05/29/20 |
| | | **Date Analyzed:** | 06/19/20 |
| | | **Date Extracted:** | 06/9/20 |

## Matrix Spike Summary
## Total Metals

| | | | |
|---|---|---|---|
| **Sample Name:** | MR-AP-MW-4_F2_018 | **Units:** | ug/L |
| **Lab Code:** | K2004418-001 | **Basis:** | NA |
| **Analysis Method:** | 6010C | | |
| **Prep Method:** | EPA CLP ILM04.0 | | |

### Matrix Spike
KQ2007742-04

| Analyte Name | Sample Result | Result | Spike Amount | % Rec | % Rec Limits |
|---|---|---|---|---|---|
| Aluminum | 790 | 2470 | 2000 | 84 | 75-125 |
| Arsenic | ND U | 980 | 1000 | 98 | 75-125 |
| Calcium | 9980 | 19600 | 10000 | 97 | 75-125 |
| Cobalt | 14 | 481 | 500 | 93 | 75-125 |
| Iron | 300 | 1270 | 1000 | 97 | 75-125 |
| Lithium | ND U | 10300 | 10000 | 103 | 75-125 |
| Manganese | 1960 | 2350 | 500 | 78 | 75-125 |
| Molybdenum | 24 J | 1050 | 1000 | 102 | 75-125 |

**Results flagged with an asterisk (*) indicate values outside control criteria.**

**Results flagged with a pound (#) indicate the control criteria is not applicable.**

Percent recoveries and relative percent differences (RPD) are determined by the software using values in the calculation which have not been rounded.

**Matrix Spike and Matrix Spike Duplicate Data is presented for information purposes only. The matrix may or may not be relevant to samples reported in this report. The laboratory evaluates system performance based on the LCS and LCSD control limits.**

**ALS Group USA, Corp.**

**dba ALS Environmental**

QA/QC Report

| | | | |
|---|---|---|---|
| **Client:** | Anchor QEA, LLC | **Service Request:** | K2004418 |
| **Project** | APC SSE | **Date Collected:** | 05/27/20 |
| **Sample Matrix:** | Water | **Date Received:** | 05/29/20 |
| | | **Date Analyzed:** | 06/19/20 |

## Replicate Sample Summary
## Total Metals

| | | | |
|---|---|---|---|
| **Sample Name:** | MR-AP-MW-4_F2_018 | **Units:** | ug/L |
| **Lab Code:** | K2004418-001 | **Basis:** | NA |

| Analyte Name | Analysis Method | MRL | MDL | Sample Result | Duplicate Sample KQ2007742-03 Result | Average | RPD | RPD Limit |
|---|---|---|---|---|---|---|---|---|
| Aluminum | 6010C | 110 | 30 | 790 | 760 | 780 | 4 | 20 |
| Arsenic | 6010C | 110 | 30 | ND U | ND U | ND | - | 20 |
| Calcium | 6010C | 110 | 20 | 9980 | 9390 | 9690 | 6 | 20 |
| Cobalt | 6010C | 11 | 4 | 14 | 11 | 13 | 24 # | 20 |
| Iron | 6010C | 110 | 40 | 300 | 310 | 310 | 3 | 20 |
| Lithium | 6010C | 110 | 30 | ND U | ND U | ND | - | 20 |
| Manganese | 6010C | 5.3 | 1.1 | 1960 | 1850 | 1910 | 6 | 20 |
| Molybdenum | 6010C | 42 | 11 | 24 J | 18 J | 21 | 29 # | 20 |

**Results flagged with an asterisk (*) indicate values outside control criteria.**

**Results flagged with a pound (#) indicate the control criteria is not applicable.**

Percent recoveries and relative percent differences (RPD) are determined by the software using values in the calculation which have not been rounded.

**ALS Group USA, Corp.**
**dba ALS Environmental**

QA/QC Report

**Client:** Anchor QEA, LLC
**Project:** APC SSE
**Sample Matrix:** Water

**Service Request:** K2004418
**Date Analyzed:** 06/19/20

## Lab Control Sample Summary
## Total Metals

**Units:**ug/L
**Basis:**NA

### Lab Control Sample
KQ2007742-01

| Analyte Name | Analytical Method | Result | Spike Amount | % Rec | % Rec Limits |
|---|---|---|---|---|---|
| Aluminum | 6010C | 5240 | 5000 | 105 | 80-120 |
| Arsenic | 6010C | 2610 | 2500 | 105 | 80-120 |
| Calcium | 6010C | 12800 | 12500 | 102 | 80-120 |
| Cobalt | 6010C | 1210 | 1250 | 97 | 80-120 |
| Iron | 6010C | 2580 | 2500 | 103 | 80-120 |
| Lithium | 6010C | 10600 | 10000 | 106 | 80-120 |
| Manganese | 6010C | 1220 | 1250 | 97 | 80-120 |
| Molybdenum | 6010C | 1030 | 1000 | 103 | 80-120 |

July 20, 2020 Service Request No:K2004421

Anthony Dalton-Atha
Anchor QEA, LLC
6720 SW Macadam Avenue
Suite 125
Portland, OR 97219

**Laboratory Results for: APC SSE**

Dear Anthony,

Enclosed are the results of the sample(s) submitted to our laboratory May 29, 2020
For your reference, these analyses have been assigned our service request number **K2004421.**

Analyses were performed according to our laboratory's NELAP-approved quality assurance program. The test results meet requirements of the current NELAP standards, where applicable, and except as noted in the laboratory case narrative provided. For a specific list of NELAP-accredited analytes, refer to the certifications section at www.alsglobal.com. All results are intended to be considered in their entirety, and ALS Group USA Corp. dba ALS Environmental (ALS) is not responsible for use of less than the complete report. Results apply only to the items submitted to the laboratory for analysis and individual items (samples) analyzed, as listed in the report.

Please contact me if you have any questions. My extension is 3376. You may also contact me via email at Mark.Harris@alsglobal.com.

Respectfully submitted,

**ALS Group USA, Corp. dba ALS Environmental**

Mark Harris
Project Manager

# Narrative Documents

**ALS Environmental—Kelso Laboratory**
1317 South 13th Avenue, Kelso, WA 98626
Phone (360) 577-7222 Fax (360) 425-9096
www.alsglobal.com

1317 South 13th Ave, Kelso, WA 98626 | 1-360-577-7222 | www.alsglobal.com

**Client:** Anchor QEA, LLC
**Project:** APC SSE
**Sample Matrix:** Water

**Service Request:** K2004421
**Date Received:** 05/29/2020

## CASE NARRATIVE

All analyses were performed consistent with the quality assurance program of ALS Environmental. This report contains analytical results for samples for the Tier II level requested by the client.

**Sample Receipt:**

Three water samples were received for analysis at ALS Environmental on 05/29/2020. Any discrepancies upon initial sample inspection are annotated on the sample receipt and preservation form included within this report. The samples were stored at minimum in accordance with the analytical method requirements.

**Metals:**

Method 6010C, 06/19/2020: Samples in this delivery group required dilution to non-target matrix components. Attempts to analyze the undiluted samples resulted in failed instrument QC check samples. The detection limits were elevated accordingly. No further corrective action was appropriate.

Approved by _____ Date 06/22/2020

# Sample Receipt Information

**ALS Environmental—Kelso Laboratory**
1317 South 13th Avenue, Kelso, WA 98626
Phone (360) 577-7222 Fax (360) 425-9096
www.alsglobal.com

## Chain of Custody Record & Laboratory Analysis Request

| | |
|---|---|
| Date: | 5/29/2020 |
| Project Name: | APC SSE |
| Project Manager: | Anthony Dalton-Atha |
| email: | adalton-atha@anchorqea.com |
| Phone Number: | 541-760-0851 |
| Shipment Method: | Courier |


ANCHOR QEA

Jessica Goin
6720 SW Macadam Ave
Suite 125
Portland OR 97219


| Line | Field Sample ID | Collection Date | Collection Time | Matrix | No. of Containers | Parameters: Arsenic | Lithium | Cobalt | Molybdenum | Iron | Comments/Preservation |
|---|---|---|---|---|---|---|---|---|---|---|---|
| 16 | GS-AP-MW-8_F4_016 | | | Water | 1 | x | x | | x | x | nitric acid |
| 17 | MR-AP-MW-3D_F4_017 | | | Water | 1 | x | x | x | | x | nitric acid |
| 18 | MR-AP-MW-4_F4_018 | | | Water | 1 | x | x | x | | x | nitric acid |
| 19 | MR-AP-MW-5_F4_019 | | | Water | 1 | x | x | x | | x | nitric acid |
| 20 | MW-1_F4_020 | | | Water | 1 | x | x | | x | x | nitric acid |
| 21 | MW-12_F4_021 | | | Water | 1 | x | x | | x | x | nitric acid |
| 22 | Blank_F4_022 | | | Water | 1 | x | x | x | x | x | nitric acid |
| 23 | OLD-MW-2D-F4_012_DUP | | | Water | 1 | x | x | | x | x | nitric acid |
| | | | | | | | | | | | |
| | | | | | | | | | | | |
| | | | | | | | | | | | |
| | | | | | | | | | | | |
| | | | | | | | | | | | |
| | | | | | | | | | | | |
| | | | | | | | | | | | |

Notes: **CAUTION! F4 samples are concentrated (16N) nitric acid.**

| Relinquished by: | Company: |
|---|---|
| Anthony Dalton-Atha | Anchor QEA |
| Signature/Print Name: | Date/Time: |
| | 5/29/2020 10:00 |

| Received by: | Company: |
|---|---|
| SWOF | A25 |
| Signature/Print Name: | Date/Time: |
| | 5/29/20 1145 |

| Relinquished by: | Company: |
|---|---|
| | |
| Signature/Print Name: | Date/Time: |
| | |

| Received by: | Company: |
|---|---|
| | |
| Signature/Print Name: | Date/Time: |
| | |

*Distribution: A copy will be made for the laboratory and client. The Project file will retain the original.*

PC MH

# Cooler Receipt and Preservation Form

Client ANCHOR QEA Service Request K2004421

Received: 5/29/2020 Opened: 5/29/2020 By: CG Unloaded: 5/29/2020 By: CG

1. Samples were received via? *USPS* *Fed Ex* *UPS* *DHL* *PDX* (*Courier*) *Hand Delivered*
2. Samples were received in: (circle) (*Cooler*) *Box* *Envelope* *Other* _____ *NA*
3. Were custody seals on coolers? NA (Y) N If yes, how many and where? 1 Front
   If present, were custody seals intact? (Y) N If present, were they signed and dated? (Y) N

| Temp Blank | Sample 1 | Sample 2 | Sample 3 | Sample 4 | IR GUN | Cooler / COC ID (NA) | Tracking Number (NA) | Filed |
|---|---|---|---|---|---|---|---|---|
| ✓ | 10.7 | 12.0 | 10.6 | 9.6 | IR02 | | | |
| | | | | | | | | |
| | | | | | | | | |
| | | | | | | | | |
| | | | | | | | | |

4. Packing material: *Inserts* (*Baggies*) (*Bubble Wrap*) *Gel Packs* (*Wet Ice*) *Dry Ice* *Sleeves* _____
5. Were custody papers properly filled out (ink, signed, etc.)? NA (Y) N
6. Were samples received in good condition (temperature, unbroken)? *Indicate in the table below.* NA (Y) N
   If applicable, tissue samples were received: *Frozen* *Partially Thawed* *Thawed*
7. Were all sample labels complete (i.e analysis, preservation, etc.)? NA (Y) N
8. Did all sample labels and tags agree with custody papers? *Indicate major discrepancies in the table on page 2.* NA (Y) N
9. Were appropriate bottles/containers and volumes received for the tests indicated? NA (Y) N
10. Were the pH-preserved bottles (*see SMO GEN SOP*) received at the appropriate pH? *Indicate in the table below* NA Y (N)
11. Were VOA vials received without headspace? *Indicate in the table below.* (NA) Y N
12. Was C12/Res negative? (NA) Y N

| Sample ID on Bottle | Sample ID on COC | Identified by: |
|---|---|---|
| | | |
| | | |
| | | |

| Sample ID | Bottle Count Bottle Type | Out of Temp | Head-space | Broke | pH | Reagent | Volume added | Reagent Lot Number | Initials | Time |
|---|---|---|---|---|---|---|---|---|---|---|
| All "F2" samples | 1-125mL, each | | | | X | HNO3 | 0.5mL | RE1-54-C | CG | 1100 6/6/20 |
| | | | | | | | | | | |
| | | | | | | | | | | |
| | | | | | | | | | | |
| | | | | | | | | | | |
| | | | | | | | | | | |

***Notes, Discrepancies, & Resolutions:*** Temp okay - metals analyses

# Miscellaneous Forms

**ALS Environmental—Kelso Laboratory**
1317 South 13th Avenue, Kelso, WA 98626
Phone (360) 577-7222 Fax (360) 425-9096
www.alsglobal.com

## Inorganic Data Qualifiers

| | |
|---|---|
| * | The result is an outlier. See case narrative. |
| # | The control limit criteria is not applicable. See case narrative. |
| B | The analyte was found in the associated method blank at a level that is significant relative to the sample result as defined by the DOD or NELAC standards. |
| E | The result is an estimate amount because the value exceeded the instrument calibration range. |
| J | The result is an estimated value. |
| U | The analyte was analyzed for, but was not detected ("Non-detect") at or above the MRL/MDL.<br>*DOD-QSM 4.2 definition* : Analyte was not detected and is reported as less than the LOD or as defined by the project. The detection limit is adjusted for dilution. |
| i | The MRL/MDL or LOQ/LOD is elevated due to a matrix interference. |
| X | See case narrative. |
| Q | See case narrative. One or more quality control criteria was outside the limits. |
| H | The holding time for this test is immediately following sample collection. The samples were analyzed as soon as possible after receipt by the laboratory. |

## Metals Data Qualifiers

| | |
|---|---|
| # | The control limit criteria is not applicable. See case narrative. |
| J | The result is an estimated value. |
| E | The percent difference for the serial dilution was greater than 10%, indicating a possible matrix interference in the sample. |
| M | The duplicate injection precision was not met. |
| N | The Matrix Spike sample recovery is not within control limits. See case narrative. |
| S | The reported value was determined by the Method of Standard Additions (MSA). |
| U | The analyte was analyzed for, but was not detected ("Non-detect") at or above the MRL/MDL.<br>*DOD-QSM 4.2 definition* : Analyte was not detected and is reported as less than the LOD or as defined by the project. The detection limit is adjusted for dilution. |
| W | The post-digestion spike for furnace AA analysis is out of control limits, while sample absorbance is less than 50% of spike absorbance. |
| i | The MRL/MDL or LOQ/LOD is elevated due to a matrix interference. |
| X | See case narrative. |
| + | The correlation coefficient for the MSA is less than 0.995. |
| Q | See case narrative. One or more quality control criteria was outside the limits. |

## Organic Data Qualifiers

| | |
|---|---|
| * | The result is an outlier. See case narrative. |
| # | The control limit criteria is not applicable. See case narrative. |
| A | A tentatively identified compound, a suspected aldol-condensation product. |
| B | The analyte was found in the associated method blank at a level that is significant relative to the sample result as defined by the DOD or NELAC standards. |
| C | The analyte was qualitatively confirmed using GC/MS techniques, pattern recognition, or by comparing to historical data. |
| D | The reported result is from a dilution. |
| E | The result is an estimated value. |
| J | The result is an estimated value. |
| N | The result is presumptive. The analyte was tentatively identified, but a confirmation analysis was not performed. |
| P | The GC or HPLC confirmation criteria was exceeded. The relative percent difference is greater than 40% between the two analytical results. |
| U | The analyte was analyzed for, but was not detected ("Non-detect") at or above the MRL/MDL.<br>*DOD-QSM 4.2 definition* : Analyte was not detected and is reported as less than the LOD or as defined by the project. The detection limit is adjusted for dilution. |
| i | The MRL/MDL or LOQ/LOD is elevated due to a chromatographic interference. |
| X | See case narrative. |
| Q | See case narrative. One or more quality control criteria was outside the limits. |

## Additional Petroleum Hydrocarbon Specific Qualifiers

| | |
|---|---|
| F | The chromatographic fingerprint of the sample matches the elution pattern of the calibration standard. |
| L | The chromatographic fingerprint of the sample resembles a petroleum product, but the elution pattern indicates the presence of a greater amount of lighter molecular weight constituents than the calibration standard. |
| H | The chromatographic fingerprint of the sample resembles a petroleum product, but the elution pattern indicates the presence of a greater amount of heavier molecular weight constituents than the calibration standard. |
| O | The chromatographic fingerprint of the sample resembles an oil, but does not match the calibration standard. |
| Y | The chromatographic fingerprint of the sample resembles a petroleum product eluting in approximately the correct carbon range, but the elution pattern does not match the calibration standard. |
| Z | The chromatographic fingerprint does not resemble a petroleum product. |

**ALS Group USA Corp. dba ALS Environmental (ALS) - Kelso**
**State Certifications, Accreditations, and Licenses**

| Agency | Web Site | Number |
|---|---|---|
| Alaska DEH | http://dec.alaska.gov/eh/lab/cs/csapproval.htm | UST-040 |
| Arizona DHS | http://www.azdhs.gov/lab/license/env.htm | AZ0339 |
| Arkansas - DEQ | http://www.adeq.state.ar.us/techsvs/labcert.htm | 88-0637 |
| California DHS (ELAP) | http://www.cdph.ca.gov/certlic/labs/Pages/ELAP.aspx | 2795 |
| DOD ELAP | http://www.denix.osd.mil/edqw/Accreditation/AccreditedLabs.cfm | L16-58-R4 |
| Florida DOH | http://www.doh.state.fl.us/lab/EnvLabCert/WaterCert.htm | E87412 |
| Hawaii DOH | http://health.hawaii.gov/ | - |
| ISO 17025 | http://www.pjlabs.com/ | L16-57 |
| Louisiana DEQ | http://www.deq.louisiana.gov/page/la-lab-accreditation | 03016 |
| Maine DHS | http://www.maine.gov/dhhs/ | WA01276 |
| Minnesota DOH | http://www.health.state.mn.us/accreditation | 053-999-457 |
| Nevada DEP | http://ndep.nv.gov/bsdw/labservice.htm | WA01276 |
| New Jersey DEP | http://www.nj.gov/dep/enforcement/oqa.html | WA005 |
| New York - DOH | https://www.wadsworth.org/regulatory/elap | 12060 |
| North Carolina DEQ | https://deq.nc.gov/about/divisions/water-resources/water-resources-data/water-sciences-home-page/laboratory-certification-branch/non-field-lab-certification | 605 |
| Oklahoma DEQ | http://www.deq.state.ok.us/CSDnew/labcert.htm | 9801 |
| Oregon – DEQ (NELAP) | http://public.health.oregon.gov/LaboratoryServices/EnvironmentalLaboratoryAccreditation/Pages/index.aspx | WA100010 |
| South Carolina DHEC | http://www.scdhec.gov/environment/EnvironmentalLabCertification/ | 61002 |
| Texas CEQ | http://www.tceq.texas.gov/field/qa/env_lab_accreditation.html | T104704427 |
| Washington DOE | http://www.ecy.wa.gov/programs/eap/labs/lab-accreditation.html | C544 |
| Wyoming (EPA Region 8) | https://www.epa.gov/region8-waterops/epa-region-8-certified-drinking-water- | - |
| Kelso Laboratory Website | www.alsglobal.com | NA |

Analyses were performed according to our laboratory's NELAP-approved quality assurance program. A complete listing of specific NELAP-certified analytes, can be found in the certification section at www.ALSGlobal.com or at the accreditation bodies web site.
Please refer to the certification and/or accreditation body's web site if samples are submitted for compliance purposes. The states highlighted above, require the analysis be listed on the state certification if used for compliance purposes and if the method/anlayte is offered by that state.

## Acronyms

| | |
|---|---|
| ASTM | American Society for Testing and Materials |
| A2LA | American Association for Laboratory Accreditation |
| CARB | California Air Resources Board |
| CAS Number | Chemical Abstract Service registry Number |
| CFC | Chlorofluorocarbon |
| CFU | Colony-Forming Unit |
| DEC | Department of Environmental Conservation |
| DEQ | Department of Environmental Quality |
| DHS | Department of Health Services |
| DOE | Department of Ecology |
| DOH | Department of Health |
| EPA | U. S. Environmental Protection Agency |
| ELAP | Environmental Laboratory Accreditation Program |
| GC | Gas Chromatography |
| GC/MS | Gas Chromatography/Mass Spectrometry |
| LOD | Limit of Detection |
| LOQ | Limit of Quantitation |
| LUFT | Leaking Underground Fuel Tank |
| M | Modified |
| MCL | Maximum Contaminant Level is the highest permissible concentration of a substance allowed in drinking water as established by the USEPA. |
| MDL | Method Detection Limit |
| MPN | Most Probable Number |
| MRL | Method Reporting Limit |
| NA | Not Applicable |
| NC | Not Calculated |
| NCASI | National Council of the Paper Industry for Air and Stream Improvement |
| ND | Not Detected |
| NIOSH | National Institute for Occupational Safety and Health |
| PQL | Practical Quantitation Limit |
| RCRA | Resource Conservation and Recovery Act |
| SIM | Selected Ion Monitoring |
| TPH | Total Petroleum Hydrocarbons |
| tr | Trace level is the concentration of an analyte that is less than the PQL but greater than or equal to the MDL. |

# Sample Results

**ALS Environmental—Kelso Laboratory**
1317 South 13th Avenue, Kelso, WA 98626
Phone (360) 577-7222 Fax (360) 425-9096
www.alsglobal.com

# Metals

**ALS Environmental—Kelso Laboratory**
1317 South 13th Avenue, Kelso, WA 98626
Phone (360) 577-7222 Fax (360) 425-9096
www.alsglobal.com

**ALS Group USA, Corp.**
**dba ALS Environmental**

Analytical Report

| | | | |
|---|---|---|---|
| **Client:** | Anchor QEA, LLC | **Service Request:** | K2004421 |
| **Project:** | APC SSE | **Date Collected:** | 05/28/20 10:20 |
| **Sample Matrix:** | Water | **Date Received:** | 05/29/20 11:45 |
| **Sample Name:** | MR-AP-MW-3D_F4_017 | **Basis:** | NA |
| **Lab Code:** | K2004421-006 | | |

## Total Metals

| Analyte Name | Analysis Method | Result | Units | MRL | MDL | Dil. | Date Analyzed | Date Extracted | Q |
|---|---|---|---|---|---|---|---|---|---|
| Arsenic | 6010C | ND U | ug/L | 110 | 30 | 5 | 06/19/20 17:16 | 06/09/20 | |
| Cobalt | 6010C | ND U | ug/L | 11 | 4 | 5 | 06/19/20 12:27 | 06/09/20 | |
| Iron | 6010C | **2220** | ug/L | 110 | 40 | 5 | 06/19/20 12:27 | 06/09/20 | |
| Lithium | 6010C | ND U | ug/L | 110 | 30 | 5 | 06/19/20 12:27 | 06/09/20 | |

**ALS Group USA, Corp.**
**dba ALS Environmental**

Analytical Report

| | | | |
|---|---|---|---|
| **Client:** | Anchor QEA, LLC | **Service Request:** | K2004421 |
| **Project:** | APC SSE | **Date Collected:** | 05/28/20 10:25 |
| **Sample Matrix:** | Water | **Date Received:** | 05/29/20 11:45 |
| **Sample Name:** | MR-AP-MW-4_F4_018 | **Basis:** | NA |
| **Lab Code:** | K2004421-007 | | |

## Total Metals

| Analyte Name | Analysis Method | Result | Units | MRL | MDL | Dil. | Date Analyzed | Date Extracted | Q |
|---|---|---|---|---|---|---|---|---|---|
| Arsenic | 6010C | ND U | ug/L | 110 | 30 | 5 | 06/19/20 17:19 | 06/09/20 | |
| Cobalt | 6010C | **11** | ug/L | 11 | 4 | 5 | 06/19/20 12:30 | 06/09/20 | |
| Iron | 6010C | **11300** | ug/L | 110 | 40 | 5 | 06/19/20 12:30 | 06/09/20 | |
| Lithium | 6010C | ND U | ug/L | 110 | 30 | 5 | 06/19/20 12:30 | 06/09/20 | |

**ALS Group USA, Corp.**
**dba ALS Environmental**

Analytical Report

| | | | |
|---|---|---|---|
| **Client:** | Anchor QEA, LLC | **Service Request:** | K2004421 |
| **Project:** | APC SSE | **Date Collected:** | 05/28/20 10:30 |
| **Sample Matrix:** | Water | **Date Received:** | 05/29/20 11:45 |
| **Sample Name:** | MR-AP-MW-5_F4_019 | **Basis:** | NA |
| **Lab Code:** | K2004421-008 | | |

## Total Metals

| Analyte Name | Analysis Method | Result | Units | MRL | MDL | Dil. | Date Analyzed | Date Extracted | Q |
|---|---|---|---|---|---|---|---|---|---|
| Arsenic | 6010C | ND U | ug/L | 110 | 30 | 5 | 06/19/20 17:23 | 06/09/20 | |
| Cobalt | 6010C | **21** | ug/L | 11 | 4 | 5 | 06/19/20 12:34 | 06/09/20 | |
| Iron | 6010C | **55500** | ug/L | 110 | 40 | 5 | 06/19/20 12:34 | 06/09/20 | |
| Lithium | 6010C | ND U | ug/L | 110 | 30 | 5 | 06/19/20 12:34 | 06/09/20 | |

# QC Summary Forms

**ALS Environmental—Kelso Laboratory**
1317 South 13th Avenue, Kelso, WA 98626
Phone (360) 577-7222 Fax (360) 425-9096
www.alsglobal.com

# Metals

**ALS Environmental—Kelso Laboratory**
1317 South 13th Avenue, Kelso, WA 98626
Phone (360) 577-7222 Fax (360) 425-9096
www.alsglobal.com

**ALS Group USA, Corp.**
**dba ALS Environmental**

Analytical Report

| | | | |
|---|---|---|---|
| **Client:** | Anchor QEA, LLC | **Service Request:** | K2004421 |
| **Project:** | APC SSE | **Date Collected:** | NA |
| **Sample Matrix:** | Water | **Date Received:** | NA |
| **Sample Name:** | Method Blank | **Basis:** | NA |
| **Lab Code:** | KQ2007746-02 | | |

## Total Metals

| Analyte Name | Analysis Method | Result | Units | MRL | MDL | Dil. | Date Analyzed | Date Extracted | Q |
|---|---|---|---|---|---|---|---|---|---|
| Arsenic | 6010C | ND U | ug/L | 21 | 5 | 1 | 06/19/20 16:24 | 06/09/20 | |
| Cobalt | 6010C | ND U | ug/L | 2.1 | 0.7 | 1 | 06/19/20 16:24 | 06/09/20 | |
| Iron | 6010C | ND U | ug/L | 42 | 8 | 1 | 06/19/20 16:24 | 06/09/20 | |
| Lithium | 6010C | ND U | ug/L | 21 | 6 | 1 | 06/19/20 16:24 | 06/09/20 | |
| Molybdenum | 6010C | ND U | ug/L | 8.4 | 2.1 | 1 | 06/19/20 16:24 | 06/09/20 | |

**ALS Group USA, Corp.**
**dba ALS Environmental**

QA/QC Report

| | | | |
|---|---|---|---|
| **Client:** | Anchor QEA, LLC | **Service Request:** | K2004421 |
| **Project:** | APC SSE | **Date Collected:** | 05/28/20 |
| **Sample Matrix:** | Water | **Date Received:** | 05/29/20 |
| | | **Date Analyzed:** | 06/19/20 |
| | | **Date Extracted:** | 06/9/20 |

**Matrix Spike Summary**
**Total Metals**

| | | | |
|---|---|---|---|
| **Sample Name:** | OLD-MW-2D_F4_012 | **Units:** | ug/L |
| **Lab Code:** | K2004421-001 | **Basis:** | NA |
| **Analysis Method:** | 6010C | | |
| **Prep Method:** | EPA CLP ILM04.0 | | |

**Matrix Spike**
KQ2007746-04

| Analyte Name | Sample Result | Result | Spike Amount | % Rec | % Rec Limits |
|---|---|---|---|---|---|
| Arsenic | ND U | 960 | 1000 | 96 | 75-125 |
| Cobalt | 74 | 513 | 500 | 88 | 75-125 |
| Iron | 1050000 | 1020000 | 1000 | -2168 # | 75-125 |
| Lithium | ND U | 9900 | 10000 | 99 | 75-125 |
| Molybdenum | ND U | 952 | 1000 | 95 | 75-125 |

**Results flagged with an asterisk (*) indicate values outside control criteria.**

**Results flagged with a pound (#) indicate the control criteria is not applicable.**

Percent recoveries and relative percent differences (RPD) are determined by the software using values in the calculation which have not been rounded.

**Matrix Spike and Matrix Spike Duplicate Data is presented for information purposes only. The matrix may or may not be relevant to samples reported in this report. The laboratory evaluates system performance based on the LCS and LCSD control limits.**

**ALS Group USA, Corp.**

**dba ALS Environmental**

QA/QC Report

| | | | |
|---|---|---|---|
| **Client:** | Anchor QEA, LLC | **Service Request:** | K2004421 |
| **Project** | APC SSE | **Date Collected:** | 05/28/20 |
| **Sample Matrix:** | Water | **Date Received:** | 05/29/20 |
| | | **Date Analyzed:** | 06/19/20 |

## Replicate Sample Summary
## Total Metals

| | | | |
|---|---|---|---|
| **Sample Name:** | OLD-MW-2D_F4_012 | **Units:** | ug/L |
| **Lab Code:** | K2004421-001 | **Basis:** | NA |

| Analyte Name | Analysis Method | MRL | MDL | Sample Result | Duplicate Sample KQ2007746-03 Result | Average | RPD | RPD Limit |
|---|---|---|---|---|---|---|---|---|
| Arsenic | 6010C | 210 | 50 | ND U | ND U | ND | - | 20 |
| Cobalt | 6010C | 11 | 4 | 74 | 76 | 75 | 3 | 20 |
| Iron | 6010C | 110 | 40 | 1050000 | 1050000 | 1050000 | <1 | 20 |
| Lithium | 6010C | 110 | 30 | ND U | ND U | ND | - | 20 |
| Molybdenum | 6010C | 84 | 21 | ND U | ND U | ND | - | 20 |

**Results flagged with an asterisk (*) indicate values outside control criteria.**

**Results flagged with a pound (#) indicate the control criteria is not applicable.**

Percent recoveries and relative percent differences (RPD) are determined by the software using values in the calculation which have not been rounded.

**ALS Group USA, Corp.**
**dba ALS Environmental**

QA/QC Report

**Client:** Anchor QEA, LLC
**Project:** APC SSE
**Sample Matrix:** Water

**Service Request:** K2004421
**Date Analyzed:** 06/19/20

## Lab Control Sample Summary
## Total Metals

**Units:**ug/L
**Basis:**NA

### Lab Control Sample
KQ2007746-01

| Analyte Name | Analytical Method | Result | Spike Amount | % Rec | % Rec Limits |
|---|---|---|---|---|---|
| Arsenic | 6010C | 2540 | 2500 | 102 | 80-120 |
| Cobalt | 6010C | 1190 | 1250 | 95 | 80-120 |
| Iron | 6010C | 2340 | 2500 | 93 | 80-120 |
| Lithium | 6010C | 9940 | 10000 | 99 | 80-120 |
| Molybdenum | 6010C | 1010 | 1000 | 101 | 80-120 |

July 21, 2020 Service Request No:K2004639

Anthony Dalton-Atha
Anchor QEA, LLC
6720 SW Macadam Avenue
Suite 125
Portland, OR 97219

**Laboratory Results for: APC SSE**

Dear Anthony,

Enclosed are the results of the sample(s) submitted to our laboratory June 04, 2020
For your reference, these analyses have been assigned our service request number **K2004639.**

Analyses were performed according to our laboratory's NELAP-approved quality assurance program. The test results meet requirements of the current NELAP standards, where applicable, and except as noted in the laboratory case narrative provided. For a specific list of NELAP-accredited analytes, refer to the certifications section at www.alsglobal.com. All results are intended to be considered in their entirety, and ALS Group USA Corp. dba ALS Environmental (ALS) is not responsible for use of less than the complete report. Results apply only to the items submitted to the laboratory for analysis and individual items (samples) analyzed, as listed in the report.

Please contact me if you have any questions. My extension is 3376. You may also contact me via email at Mark.Harris@alsglobal.com.

Respectfully submitted,

**ALS Group USA, Corp. dba ALS Environmental**

Mark Harris
Project Manager

# Narrative Documents

**ALS Environmental—Kelso Laboratory**
1317 South 13th Avenue, Kelso, WA 98626
Phone (360) 577-7222 Fax (360) 425-9096
www.alsglobal.com

1317 South 13th Ave, Kelso, WA 98626 | 1-360-577-7222 | www.alsglobal.com

ALS Environmental

**Client:** Anchor QEA, LLC
**Project:** APC SSE
**Sample Matrix:** Soil

**Service Request:** K2004639
**Date Received:** 06/04/2020

## CASE NARRATIVE

All analyses were performed consistent with the quality assurance program of ALS Environmental. This report contains analytical results for samples for the Tier II level requested by the client.

**Sample Receipt:**

Twenty three soil samples were received for analysis at ALS Environmental on 06/04/2020. Any discrepancies upon initial sample inspection are annotated on the sample receipt and preservation form included within this report. The samples were stored at minimum in accordance with the analytical method requirements.

**Metals:**

No significant anomalies were noted with this analysis.

Approved by Noel D. Davis

Date 07/21/2020

# Sample Receipt Information

**ALS Environmental—Kelso Laboratory**
1317 South 13th Avenue, Kelso, WA 98626
Phone (360) 577-7222 Fax (360) 425-9096
www.alsglobal.com

4 200439

## Chain of Custody Record & Laboratory Analysis Request

| | |
|---|---|
| Date: | 5/29/2020 |
| Project Name: | APC SSE |
| Project Manager: | Anthony Dalton-Atha |
| email: | adalton-atha@anchorqea.com |
| Phone Number: | 541-760-0851 |
| Shipment Method: | Courier |

ANCHOR QEA

Jessica Goin
6720 SW Macadam Ave
Suite 125
Portland OR 97219

| Line | Field Sample ID | Collection Date | Collection Time | Matrix | No. of Containers | Parameters: Arsenic | Lithium | Cobalt | Molybdenum | | | | | | | | | | | Comments/Preservation |
|---|---|---|---|---|---|---|---|---|---|---|---|---|---|---|---|---|---|---|---|---|
| 1 | BY-AP-MW-11_F5_001 | | | SED | 1 | | | | | | | | | | | | | | | |
| 2 | BY-AP-MW-12_F5_002 | | | SED | 1 | | | | | | | | | | | | | | | |
| 3 | BY-AP-MW-13_F5_003 | | | SED | 1 | | | | | | | | | | | | | | | |
| 4 | BY-AP-MW-2_F5_004 | | | SED | 1 | | | | | | | | | | | | | | | |
| 5 | BY-AP-MW-7_F5_005 | | | SED | 1 | | | | | | | | | | | | | | | |
| 6 | BY-AP-MW-9_F5_006 | | | SED | 1 | | | | | | | | | | | | | | | |
| 7 | GC-AP-MW-1_F5_007 | | | SED | 1 | | | | | | | | | | | | | | | |
| 8 | GC-AP-MW-11_F5_008 | | | SED | 1 | | | | | | | | | | | | | | | |
| 9 | GC-AP-MW-16_F5_009 | | | SED | 1 | | | | | | | | | | | | | | | |
| 10 | OLD-MW-11S_F5_010 | | | SED | 1 | | | | | | | | | | | | | | | |
| 11 | OLD-MW-11_F5_011 | | | SED | 1 | | | | | | | | | | | | | | | |
| 12 | OLD-MW-2D_F5_012 | | | SED | 1 | | | | | | | | | | | | | | | |
| 13 | GC-AP-MW-17_F5_013 | | | SED | 1 | | | | | | | | | | | | | | | |
| 14 | GN-AP-MW-5_F5_014 | | | SED | 1 | | | | | | | | | | | | | | | |
| 15 | GS-AP-MW-6D_F5_015 | | | SED | 1 | | | | | | | | | | | | | | | nitric acid |

Notes:

| Relinquished by: | Company: |
|---|---|
| Anthony Dalton-Atha | Anchor QEA |
| Signature/Print Name: | Date/Time: 6/4/2020 ~~5/29/2020~~ 10:00 |

| Received by: | Company: |
|---|---|
| | HLS 6/4/20 1420 |
| Signature/Print Name: | Date/Time: |

| Relinquished by: | Company: |
|---|---|
| | |
| Signature/Print Name: | Date/Time: |

| Received by: | Company: |
|---|---|
| | |
| Signature/Print Name: | Date/Time: |

*Distribution: A copy will be made for the laboratory and client. The Project file will retain the original.*

K2004639

## Chain of Custody Record & Laboratory Analysis Request

| | |
|---|---|
| Date: | 5/29/2020 |
| Project Name: | APC SSE |
| Project Manager: | Anthony Dalton-Atha |
| email: | adalton-atha@anchorqea.com |
| Phone Number: | 541-760-0851 |
| Shipment Method: | Courier |

ANCHOR QEA

Jessica Goin
6720 SW Macadam Ave
Suite 125
Portland OR 97219

| Line | Field Sample ID | Collection Date | Collection Time | Matrix | No. of Containers | Parameters: Arsenic | Lithium | Cobalt | Molybdenum | | | | | | | | | | | Comments/Preservation |
|---|---|---|---|---|---|---|---|---|---|---|---|---|---|---|---|---|---|---|---|---|
| 16 | GS-AP-MW-8_F5_016 | | | SED | 1 | | | | | | | | | | | | | | | |
| 17 | MR-AP-MW-3D_F5_017 | | | SED | 1 | | | | | | | | | | | | | | | |
| 18 | MR-AP-MW-4_F5_018 | | | SED | 1 | | | | | | | | | | | | | | | |
| 19 | MR-AP-MW-5_F5_019 | | | SED | 1 | | | | | | | | | | | | | | | |
| 20 | MW-1_F5_020 | | | SED | 1 | | | | | | | | | | | | | | | |
| 21 | MW-12_F5_021 | | | SED | 1 | | | | | | | | | | | | | | | |
| 22 | Blank_F5_022 | | | SED | 1 | | | | | | | | | | | | | | | |
| 23 | OLD-MW-2D-F5_012_DUP | | | SED | 1 | | | | | | | | | | | | | | | |
| | | | | | | | | | | | | | | | | | | | | |
| | | | | | | | | | | | | | | | | | | | | |
| | | | | | | | | | | | | | | | | | | | | |
| | | | | | | | | | | | | | | | | | | | | |
| | | | | | | | | | | | | | | | | | | | | |
| | | | | | | | | | | | | | | | | | | | | |
| | | | | | | | | | | | | | | | | | | | | |

Notes:

| Relinquished by: | Company: | Received by: | Company: |
|---|---|---|---|
| Anthony Dalton-Atha | Anchor QEA | [signature] | AQS 6/4/20 1420 |
| Signature/Print Name: | Date/Time: 6/4/2020 MW 5/29/2020 10:00 | Signature/Print Name: | Date/Time: |
| [signature] | | | |
| Relinquished by: | Company: | Received by: | Company: |
| | | | |
| Signature/Print Name: | Date/Time: | Signature/Print Name: | Date/Time: |
| | | | |

*Distribution: A copy will be made for the laboratory and client. The Project file will retain the original.*

PC MH

# Cooler Receipt and Preservation Form

Client Anchor QEA Service Request *K20* 04639

Received: 6/4/20 Opened: 6/4/20 By: KN Unloaded: 6/4/20 By: KN

1. Samples were received via? *USPS* *Fed Ex* *UPS* *DHL* *PDX* *Courier* *Hand Delivered*
2. Samples were received in: (circle) *Cooler* *Box* *Envelope* *Other* _____ *NA*
3. Were custody seals on coolers? NA (Y) N If yes, how many and where? 1 Front
   If present, were custody seals intact? (Y) N If present, were they signed and dated? (Y) N

| Temp Blank | Sample 1 | Sample 2 | Sample 3 | Sample 4 | IR GUN | Cooler / COC ID (NA) | Tracking Number (NA) | Filed |
|---|---|---|---|---|---|---|---|---|
| N/A | 15.5 | 17.9 | 13.2 | 17.0 | TR02 | | | |
| | | | | | | | | |
| | | | | | | | | |
| | | | | | | | | |
| | | | | | | | | |

4. Packing material: *Inserts* *Baggies* *Bubble Wrap* *Gel Packs* *Wet Ice* *Dry Ice* *Sleeves* Blue ice
5. Were custody papers properly filled out (ink, signed, etc.)? NA (Y) N
6. Were samples received in good condition (temperature, unbroken)? *Indicate in the table below.* NA (Y) N
   If applicable, tissue samples were received: *Frozen* *Partially Thawed* *Thawed*
7. Were all sample labels complete (i.e analysis, preservation, etc.)? NA (Y) N
8. Did all sample labels and tags agree with custody papers? *Indicate major discrepancies in the table on page 2.* NA (Y) N
9. Were appropriate bottles/containers and volumes received for the tests indicated? NA (Y) N
10. Were the pH-preserved bottles (*see SMO GEN SOP*) received at the appropriate pH? *Indicate in the table below* (NA) Y N
11. Were VOA vials received without headspace? *Indicate in the table below.* (NA) Y N
12. Was C12/Res negative? (NA) Y N

| Sample ID on Bottle | Sample ID on COC | Identified by: |
|---|---|---|
| | | |
| | | |
| | | |

| Sample ID | Bottle Count Bottle Type | Out of Temp | Head-space | Broke | pH | Reagent | Volume added | Reagent Lot Number | Initials | Time |
|---|---|---|---|---|---|---|---|---|---|---|
| | | | | | | | | | | |
| | | | | | | | | | | |
| | | | | | | | | | | |
| | | | | | | | | | | |
| | | | | | | | | | | |
| | | | | | | | | | | |

*Notes, Discrepancies, & Resolutions:* _____

# Miscellaneous Forms

**ALS Environmental—Kelso Laboratory**
1317 South 13th Avenue, Kelso, WA 98626
Phone (360) 577-7222 Fax (360) 425-9096
www.alsglobal.com

## Inorganic Data Qualifiers

| | |
|---|---|
| * | The result is an outlier. See case narrative. |
| # | The control limit criteria is not applicable. See case narrative. |
| B | The analyte was found in the associated method blank at a level that is significant relative to the sample result as defined by the DOD or NELAC standards. |
| E | The result is an estimate amount because the value exceeded the instrument calibration range. |
| J | The result is an estimated value. |
| U | The analyte was analyzed for, but was not detected ("Non-detect") at or above the MRL/MDL.<br>*DOD-QSM 4.2 definition* : Analyte was not detected and is reported as less than the LOD or as defined by the project. The detection limit is adjusted for dilution. |
| i | The MRL/MDL or LOQ/LOD is elevated due to a matrix interference. |
| X | See case narrative. |
| Q | See case narrative. One or more quality control criteria was outside the limits. |
| H | The holding time for this test is immediately following sample collection. The samples were analyzed as soon as possible after receipt by the laboratory. |

## Metals Data Qualifiers

| | |
|---|---|
| # | The control limit criteria is not applicable. See case narrative. |
| J | The result is an estimated value. |
| E | The percent difference for the serial dilution was greater than 10%, indicating a possible matrix interference in the sample. |
| M | The duplicate injection precision was not met. |
| N | The Matrix Spike sample recovery is not within control limits. See case narrative. |
| S | The reported value was determined by the Method of Standard Additions (MSA). |
| U | The analyte was analyzed for, but was not detected ("Non-detect") at or above the MRL/MDL.<br>*DOD-QSM 4.2 definition* : Analyte was not detected and is reported as less than the LOD or as defined by the project. The detection limit is adjusted for dilution. |
| W | The post-digestion spike for furnace AA analysis is out of control limits, while sample absorbance is less than 50% of spike absorbance. |
| i | The MRL/MDL or LOQ/LOD is elevated due to a matrix interference. |
| X | See case narrative. |
| + | The correlation coefficient for the MSA is less than 0.995. |
| Q | See case narrative. One or more quality control criteria was outside the limits. |

## Organic Data Qualifiers

| | |
|---|---|
| * | The result is an outlier. See case narrative. |
| # | The control limit criteria is not applicable. See case narrative. |
| A | A tentatively identified compound, a suspected aldol-condensation product. |
| B | The analyte was found in the associated method blank at a level that is significant relative to the sample result as defined by the DOD or NELAC standards. |
| C | The analyte was qualitatively confirmed using GC/MS techniques, pattern recognition, or by comparing to historical data. |
| D | The reported result is from a dilution. |
| E | The result is an estimated value. |
| J | The result is an estimated value. |
| N | The result is presumptive. The analyte was tentatively identified, but a confirmation analysis was not performed. |
| P | The GC or HPLC confirmation criteria was exceeded. The relative percent difference is greater than 40% between the two analytical results. |
| U | The analyte was analyzed for, but was not detected ("Non-detect") at or above the MRL/MDL.<br>*DOD-QSM 4.2 definition* : Analyte was not detected and is reported as less than the LOD or as defined by the project. The detection limit is adjusted for dilution. |
| i | The MRL/MDL or LOQ/LOD is elevated due to a chromatographic interference. |
| X | See case narrative. |
| Q | See case narrative. One or more quality control criteria was outside the limits. |

## Additional Petroleum Hydrocarbon Specific Qualifiers

| | |
|---|---|
| F | The chromatographic fingerprint of the sample matches the elution pattern of the calibration standard. |
| L | The chromatographic fingerprint of the sample resembles a petroleum product, but the elution pattern indicates the presence of a greater amount of lighter molecular weight constituents than the calibration standard. |
| H | The chromatographic fingerprint of the sample resembles a petroleum product, but the elution pattern indicates the presence of a greater amount of heavier molecular weight constituents than the calibration standard. |
| O | The chromatographic fingerprint of the sample resembles an oil, but does not match the calibration standard. |
| Y | The chromatographic fingerprint of the sample resembles a petroleum product eluting in approximately the correct carbon range, but the elution pattern does not match the calibration standard. |
| Z | The chromatographic fingerprint does not resemble a petroleum product. |

**ALS Group USA Corp. dba ALS Environmental (ALS) - Kelso**
**State Certifications, Accreditations, and Licenses**

| Agency | Web Site | Number |
|---|---|---|
| Alaska DEH | http://dec.alaska.gov/eh/lab/cs/csapproval.htm | UST-040 |
| Arizona DHS | http://www.azdhs.gov/lab/license/env.htm | AZ0339 |
| Arkansas - DEQ | http://www.adeq.state.ar.us/techsvs/labcert.htm | 88-0637 |
| California DHS (ELAP) | http://www.cdph.ca.gov/certlic/labs/Pages/ELAP.aspx | 2795 |
| DOD ELAP | http://www.denix.osd.mil/edqw/Accreditation/AccreditedLabs.cfm | L16-58-R4 |
| Florida DOH | http://www.doh.state.fl.us/lab/EnvLabCert/WaterCert.htm | E87412 |
| Hawaii DOH | http://health.hawaii.gov/ | - |
| ISO 17025 | http://www.pjlabs.com/ | L16-57 |
| Louisiana DEQ | http://www.deq.louisiana.gov/page/la-lab-accreditation | 03016 |
| Maine DHS | http://www.maine.gov/dhhs/ | WA01276 |
| Minnesota DOH | http://www.health.state.mn.us/accreditation | 053-999-457 |
| Nevada DEP | http://ndep.nv.gov/bsdw/labservice.htm | WA01276 |
| New Jersey DEP | http://www.nj.gov/dep/enforcement/oqa.html | WA005 |
| New York - DOH | https://www.wadsworth.org/regulatory/elap | 12060 |
| North Carolina DEQ | https://deq.nc.gov/about/divisions/water-resources/water-resources-data/water-sciences-home-page/laboratory-certification-branch/non-field-lab-certification | 605 |
| Oklahoma DEQ | http://www.deq.state.ok.us/CSDnew/labcert.htm | 9801 |
| Oregon – DEQ (NELAP) | http://public.health.oregon.gov/LaboratoryServices/EnvironmentalLaboratoryAccreditation/Pages/index.aspx | WA100010 |
| South Carolina DHEC | http://www.scdhec.gov/environment/EnvironmentalLabCertification/ | 61002 |
| Texas CEQ | http://www.tceq.texas.gov/field/qa/env_lab_accreditation.html | T104704427 |
| Washington DOE | http://www.ecy.wa.gov/programs/eap/labs/lab-accreditation.html | C544 |
| Wyoming (EPA Region 8) | https://www.epa.gov/region8-waterops/epa-region-8-certified-drinking-water- | - |
| Kelso Laboratory Website | www.alsglobal.com | NA |

Analyses were performed according to our laboratory's NELAP-approved quality assurance program. A complete listing of specific NELAP-certified analytes, can be found in the certification section at www.ALSGlobal.com or at the accreditation bodies web site.
Please refer to the certification and/or accreditation body's web site if samples are submitted for compliance purposes. The states highlighted above, require the analysis be listed on the state certification if used for compliance purposes and if the method/anlayte is offered by that state.

## Acronyms

| | |
|---|---|
| ASTM | American Society for Testing and Materials |
| A2LA | American Association for Laboratory Accreditation |
| CARB | California Air Resources Board |
| CAS Number | Chemical Abstract Service registry Number |
| CFC | Chlorofluorocarbon |
| CFU | Colony-Forming Unit |
| DEC | Department of Environmental Conservation |
| DEQ | Department of Environmental Quality |
| DHS | Department of Health Services |
| DOE | Department of Ecology |
| DOH | Department of Health |
| EPA | U. S. Environmental Protection Agency |
| ELAP | Environmental Laboratory Accreditation Program |
| GC | Gas Chromatography |
| GC/MS | Gas Chromatography/Mass Spectrometry |
| LOD | Limit of Detection |
| LOQ | Limit of Quantitation |
| LUFT | Leaking Underground Fuel Tank |
| M | Modified |
| MCL | Maximum Contaminant Level is the highest permissible concentration of a substance allowed in drinking water as established by the USEPA. |
| MDL | Method Detection Limit |
| MPN | Most Probable Number |
| MRL | Method Reporting Limit |
| NA | Not Applicable |
| NC | Not Calculated |
| NCASI | National Council of the Paper Industry for Air and Stream Improvement |
| ND | Not Detected |
| NIOSH | National Institute for Occupational Safety and Health |
| PQL | Practical Quantitation Limit |
| RCRA | Resource Conservation and Recovery Act |
| SIM | Selected Ion Monitoring |
| TPH | Total Petroleum Hydrocarbons |
| tr | Trace level is the concentration of an analyte that is less than the PQL but greater than or equal to the MDL. |

# Sample Results

**ALS Environmental—Kelso Laboratory**
1317 South 13th Avenue, Kelso, WA 98626
Phone (360) 577-7222 Fax (360) 425-9096
www.alsglobal.com

# Metals

**ALS Environmental—Kelso Laboratory**
1317 South 13th Avenue, Kelso, WA 98626
Phone (360) 577-7222 Fax (360) 425-9096
www.alsglobal.com

**ALS Group USA, Corp.**
**dba ALS Environmental**

Analytical Report

| | | | |
|---|---|---|---|
| **Client:** | Anchor QEA, LLC | **Service Request:** | K2004639 |
| **Project:** | APC SSE | **Date Collected:** | NA |
| **Sample Matrix:** | Soil | **Date Received:** | 06/04/20 14:20 |
| **Sample Name:** | MR-AP-MW-3D_F5_017 | **Basis:** | As Received |
| **Lab Code:** | K2004639-017 | | |

## Total Metals

| Analyte Name | Analysis Method | Result | Units | MRL | MDL | Dil. | Date Analyzed | Date Extracted | Q |
|---|---|---|---|---|---|---|---|---|---|
| Arsenic | 6010C | ND U | mg/Kg | 8.9 | 2.2 | 2 | 06/18/20 16:58 | 06/15/20 | |
| Cobalt | 6010C | **0.38 J** | mg/Kg | 0.89 | 0.11 | 2 | 06/18/20 16:58 | 06/15/20 | |
| Lithium | 6010C | ND U | mg/Kg | 4.5 | 0.7 | 2 | 06/18/20 16:58 | 06/15/20 | |
| Molybdenum | 6010C | **4.09** | mg/Kg | 0.89 | 0.22 | 2 | 06/18/20 16:58 | 06/15/20 | |

**ALS Group USA, Corp.**
**dba ALS Environmental**

Analytical Report

| | | | |
|---|---|---|---|
| **Client:** | Anchor QEA, LLC | **Service Request:** | K2004639 |
| **Project:** | APC SSE | **Date Collected:** | NA |
| **Sample Matrix:** | Soil | **Date Received:** | 06/04/20 14:20 |
| **Sample Name:** | MR-AP-MW-4_F5_018 | **Basis:** | As Received |
| **Lab Code:** | K2004639-018 | | |

## Total Metals

| Analyte Name | Analysis Method | Result | Units | MRL | MDL | Dil. | Date Analyzed | Date Extracted | Q |
|---|---|---|---|---|---|---|---|---|---|
| Arsenic | 6010C | ND U | mg/Kg | 12 | 3 | 2 | 06/18/20 17:00 | 06/15/20 | |
| Cobalt | 6010C | **0.9 J** | mg/Kg | 1.2 | 0.2 | 2 | 06/18/20 17:00 | 06/15/20 | |
| Lithium | 6010C | **1.5 J** | mg/Kg | 6.2 | 0.9 | 2 | 06/18/20 17:00 | 06/15/20 | |
| Molybdenum | 6010C | **4.4** | mg/Kg | 1.2 | 0.3 | 2 | 06/18/20 17:00 | 06/15/20 | |

**ALS Group USA, Corp.**
**dba ALS Environmental**

Analytical Report

| | | | |
|---|---|---|---|
| **Client:** | Anchor QEA, LLC | **Service Request:** | K2004639 |
| **Project:** | APC SSE | **Date Collected:** | NA |
| **Sample Matrix:** | Soil | **Date Received:** | 06/04/20 14:20 |
| **Sample Name:** | MR-AP-MW-5_F5_019 | **Basis:** | As Received |
| **Lab Code:** | K2004639-019 | | |

## Total Metals

| Analyte Name | Analysis Method | Result | Units | MRL | MDL | Dil. | Date Analyzed | Date Extracted | Q |
|---|---|---|---|---|---|---|---|---|---|
| Arsenic | 6010C | ND U | mg/Kg | 16 | 4 | 2 | 06/18/20 17:03 | 06/15/20 | |
| Cobalt | 6010C | **0.8 J** | mg/Kg | 1.6 | 0.2 | 2 | 06/18/20 17:03 | 06/15/20 | |
| Lithium | 6010C | **4.0 J** | mg/Kg | 8.2 | 1.2 | 2 | 06/18/20 17:03 | 06/15/20 | |
| Molybdenum | 6010C | ND U | mg/Kg | 1.6 | 0.4 | 2 | 06/18/20 17:03 | 06/15/20 | |

# QC Summary Forms

**ALS Environmental—Kelso Laboratory**
1317 South 13th Avenue, Kelso, WA 98626
Phone (360) 577-7222 Fax (360) 425-9096
www.alsglobal.com

# Metals

**ALS Environmental—Kelso Laboratory**
1317 South 13th Avenue, Kelso, WA 98626
Phone (360) 577-7222 Fax (360) 425-9096
www.alsglobal.com

**ALS Group USA, Corp.**
**dba ALS Environmental**

Analytical Report

| | | | |
|---|---|---|---|
| **Client:** | Anchor QEA, LLC | **Service Request:** | K2004639 |
| **Project:** | APC SSE | **Date Collected:** | NA |
| **Sample Matrix:** | Soil | **Date Received:** | NA |
| **Sample Name:** | Method Blank | **Basis:** | As Received |
| **Lab Code:** | KQ2007817-01 | | |

## Total Metals

| Analyte Name | Analysis Method | Result | Units | MRL | MDL | Dil. | Date Analyzed | Date Extracted | Q |
|---|---|---|---|---|---|---|---|---|---|
| Arsenic | 6010C | ND U | mg/Kg | 8.0 | 2.0 | 2 | 06/18/20 15:50 | 06/15/20 | |
| Cobalt | 6010C | ND U | mg/Kg | 0.80 | 0.10 | 2 | 06/18/20 15:50 | 06/15/20 | |
| Lithium | 6010C | ND U | mg/Kg | 4.0 | 0.6 | 2 | 06/18/20 15:50 | 06/15/20 | |
| Molybdenum | 6010C | ND U | mg/Kg | 0.80 | 0.20 | 2 | 06/18/20 15:50 | 06/15/20 | |

**ALS Group USA, Corp.**
**dba ALS Environmental**

Analytical Report

| | | | |
|---|---|---|---|
| **Client:** | Anchor QEA, LLC | **Service Request:** | K2004639 |
| **Project:** | APC SSE | **Date Collected:** | NA |
| **Sample Matrix:** | Soil | **Date Received:** | NA |
| **Sample Name:** | Method Blank | **Basis:** | As Received |
| **Lab Code:** | KQ2007818-01 | | |

## Total Metals

| Analyte Name | Analysis Method | Result | Units | MRL | MDL | Dil. | Date Analyzed | Date Extracted | Q |
|---|---|---|---|---|---|---|---|---|---|
| Arsenic | 6010C | ND U | mg/Kg | 8.0 | 2.0 | 2 | 06/18/20 17:08 | 06/15/20 | |
| Cobalt | 6010C | ND U | mg/Kg | 0.80 | 0.10 | 2 | 06/18/20 17:08 | 06/15/20 | |
| Lithium | 6010C | ND U | mg/Kg | 4.0 | 0.6 | 2 | 06/18/20 17:08 | 06/15/20 | |
| Molybdenum | 6010C | ND U | mg/Kg | 0.80 | 0.20 | 2 | 06/18/20 17:08 | 06/15/20 | |

**ALS Group USA, Corp.**
**dba ALS Environmental**

QA/QC Report

**Client:** Anchor QEA, LLC
**Project:** APC SSE
**Sample Matrix:** Soil

**Service Request:** K2004639
**Date Analyzed:** 06/18/20

## Lab Control Sample Summary
## Total Metals

**Units:** mg/Kg
**Basis:** As Received

### Lab Control Sample
KQ2007817-02

| Analyte Name | Analytical Method | Result | Spike Amount | % Rec | % Rec Limits |
|---|---|---|---|---|---|
| Arsenic | 6010C | 97.3 | 100 | 97 | 80-120 |
| Cobalt | 6010C | 96.0 | 100 | 96 | 80-120 |
| Lithium | 6010C | 490 | 500 | 98 | 80-120 |
| Molybdenum | 6010C | 101 | 100 | 101 | 80-120 |

**ALS Group USA, Corp.**
**dba ALS Environmental**

QA/QC Report

**Client:** Anchor QEA, LLC
**Project:** APC SSE
**Sample Matrix:** Soil

**Service Request:** K2004639
**Date Analyzed:** 06/18/20

## Lab Control Sample Summary
## Total Metals

**Units:** mg/Kg
**Basis:** As Received

### Lab Control Sample
KQ2007818-02

| Analyte Name | Analytical Method | Result | Spike Amount | % Rec | % Rec Limits |
|---|---|---|---|---|---|
| Arsenic | 6010C | 94.5 | 100 | 95 | 80-120 |
| Cobalt | 6010C | 93.6 | 100 | 94 | 80-120 |
| Lithium | 6010C | 477 | 500 | 95 | 80-120 |
| Molybdenum | 6010C | 98.1 | 100 | 98 | 80-120 |