2020 ANNUAL GROUNDWATER MONITORING AND CORRECTIVE ACTION REPORT

ALABAMA POWER COMPANY
PLANT GASTON
ASH POND

January 31, 2021

Prepared for

Alabama Power Company
Birmingham, Alabama

By

Southern Company Services
Earth Science and Environmental Engineering

Alabama Power

CERTIFICATION STATEMENT

This *Annual Groundwater Monitoring and Corrective Action Report, Alabama Power Company - Plant Gaston Ash Pond* has been prepared in accordance with the United States Environmental Protection Agency's coal combustion residual rule (40 CFR Part 257, Subpart D) and ADEM Admin. Code r. 335-13-15 under the supervision of a licensed professional engineer in the State of Alabama. As such, I certify that the information contained herein is true and accurate to the best of my knowledge.



1/31/2021

Lauren Parker — Date

Originator

1/31/2021

Gregory Whetstone, PE — Date

AL Registered Professional Engineer No. 27885

EXECUTIVE SUMMARY

In accordance with the United States Environmental Protection Agency (EPA) coal combustion residual (CCR) rule (40 CFR Part 257, Subpart D) and the State of Alabama Department of Environmental Management (ADEM) Admin. Code Ch. 335-13-15, this 2020 Annual Groundwater Monitoring and Corrective Action Report has been prepared to document 2020 semi-annual assessment groundwater monitoring activities at the Plant Gaston Ash Pond and to satisfy the requirements of § 257.90(e) and ADEM Admin. Code r. 335-13-15-.06(1)(f). Semi-annual assessment monitoring and associated reporting for Plant Gaston Ash Pond is performed in accordance with the monitoring requirements § 257.90 through § 257.95 and ADEM Admin. Code r. 335-13-15-.06(1) through r. 335-13-15-.06(6).

The CCR unit began the monitoring period in assessment monitoring pursuant to § 257.95 and ADEM Admin. Code r. 335-13-15-.06(6). Statistically significant increases (SSI) of Appendix III constituents over background were identified in the results of the first detection monitoring event, and assessment monitoring was initiated in January 2018. Statistically significant levels (SSL) of Appendix IV parameters above groundwater protection standards (GWPS) were identified while in assessment monitoring. Consequently, an assessment of corrective measures (ACM) was initiated on January 13, 2019 and completed on June 12, 2019 according to the requirements of § 257.96, ADEM Admin. Code r. 335-13-15-.06(7), and ADEM Administrative Order No.18-095-GW. The ACM was subsequently submitted to ADEM and posted to the site's CCR compliance website.

The following summarizes activities for 2020 groundwater monitoring at the site:

- Submitted Semi-Annual Progress Report for Groundwater Delineation Activities on March 30, 2020.
- Conducted the installation, development, and sampling of Phase III delineation wells to further characterize spatial extent of potential impacts to groundwater from the CCR Unit between February 15, 2020 and April 30, 2020.
- Submitted the revised Groundwater Monitoring Plan on April 15, 2020, responded to ADEM comments and resubmitted the Groundwater Monitoring Plan on August 24, 2020.
- Submitted the Semi-Annual Remedy Selection and Design Progress Report on June 8, 2020.
- Submitted 2020 Semi-Annual Groundwater Monitoring and Corrective Action Report on July 31, 2020.
- Submitted Semi-Annual Progress and Groundwater Delineation Report on September 30, 2020.

- Submitted an Additional Upgradient Monitoring Well Installation Plan on November 20, 2020 as recommended in the Revised Groundwater Monitoring Plan submitted in August 2020.
- Continued the evaluation of monitored natural attenuation (MNA) and geochemical manipulation as potential groundwater remediation technologies for the Site as described in the Semi-Annual Remedy Selection and Design Progress Reports for the Assessment of Corrective Measures submitted in June and December 2020 to ADEM in accordance with § 257.97(a) and ADEM Admin. Code r. 335-13-15-.06(8)(a).
- Submitted the Semi-Annual Remedy Selection and Design Progress Report on December 12, 2020.
- Pursuant to 40 CFR 257.90(e)(6), Executive Summary Table – Monitoring Period Summary, describes the status of groundwater monitoring and corrective action during the monitoring period for this report.

The CCR unit concluded the monitoring period in assessment monitoring, and Alabama Power Company (APC) is evaluating potential groundwater remedies identified in the ACM report submitted to ADEM in June 2019. The following monitoring-related activities are planned for the CCR unit:

- The installation of additional well locations approved by ADEM on January 8, 2021.
- Collect additional data to further evaluate remedies selected as feasible for the remediation of arsenic, lithium, and molybdenum as described in the ACM.
- Continue to compare site-specific corrective actions to the evaluation criteria in the CCR Rule, with emphasis on deficiencies that could eliminate a corrective action from further consideration.
- Continue to determine how corrective actions could be integrated with pond closure, such as dewatering and associated water treatment systems.
- Develop plans for additional Site investigations and associated laboratory work to determine MNA capacity, rates, and stability; and plans for laboratory treatability and/or field pilot tests to determine the effectiveness of geochemical manipulation as needed.
- Collect additional soil and/or rock samples and perform associated laboratory work to determine MNA capacity, rates, and stability.
- Perform laboratory treatability studies and implement field pilot tests as needed.
- Prepare a Remedy Selection Report.

- Develop a Corrective Action Groundwater Monitoring Program.
- Submit the next Semi-Annual Progress Report by March 30, 2021.
- Submit the next Semi-Annual Remedy Selection and Design Progress Report by June 12, 2021.
- Conduct the first semi-annual assessment monitoring event in the first half of 2021 and submit the semi-annual groundwater monitoring report summarizing the findings to ADEM by July 31, 2021.

Executive Summary Table.
Monitoring Period Summary
Plant Gaston - Ash Pond

Assessment Monitoring Initiated: July 16, 2019
Monitoring Period: January 1 - December 31, 2020
Beginning Status: Assessment
Ending Status: Assessment

Statistical Analysis Results *

Appendix III SSIs

Parameter	Wells
Boron	GN-AP-MW-4, GN-AP-MW-5, GN-AP-MW-6, GN-AP-MW-7, GN-AP-MW-11, GN-AP-MW-12, GN-AP-MW-15R,GN-AP-MW-16, GN-AP-MW-17, GN-AP-MW-18, GN-AP-MW-20, GN-AP-MW-21, GN-AP-MW-22
Calcium	GN-AP-MW-4, GN-AP-MW-5, GN-AP-MW-6, GN-AP-MW-7, GN-AP-MW-8,GN-AP-MW-10, GN-AP-MW-11, GN-AP-MW-12, GN-AP-MW-13, GN-AP-MW-14, GN-AP-MW-15R,GN-AP-MW-16, GN-AP-MW-17, GN-AP-MW-18, GN-AP-MW-19, GN-AP-MW-20, GN-AP-MW-21, GN-AP-MW-22
Chloride	GN-AP-MW-4, GN-AP-MW-5, GN-AP-MW-6, GN-AP-MW-7, GN-AP-MW-9, GN-AP-MW-11, GN-AP-MW-12, GN-AP-MW-15R, GN-AP-MW-16, GN-AP-MW-17, GN-AP-MW-18, GN-AP-MW-19, GN-AP-MW-20, GN-AP-MW-21, GN-AP-MW-22
Fluoride	GN-AP-MW-9, GN-AP-MW-16, GN-AP-MW-17
pH	GN-AP-MW-4, GN-AP-MW-7, GN-AP-MW-8, GN-AP-MW-12, GN-AP-MW-13, GN-AP-MW-14, GN-AP-MW-15R, GN-AP-MW-16, GN-AP-MW-17, GN-AP-MW-18, GN-AP-MW-22
Sulfate	GN-AP-MW-4, GN-AP-MW-5, GN-AP-MW-6, GN-AP-MW-7, GN-AP-MW-9, GN-AP-MW-11, GN-AP-MW-12, GN-AP-MW-14, GN-AP-MW-15R, GN-AP-MW-16, GN-AP-MW-17, GN-AP-MW-18, GN-AP-MW-19, GN-AP-MW-20, GN-AP-MW-21, GN-AP-MW-22
TDS	GN-AP-MW-4, GN-AP-MW-5, GN-AP-MW-6, GN-AP-MW-7, GN-AP-MW-8, GN-AP-MW-9, GN-AP-MW-11, GN-AP-MW-12, GN-AP-MW-13,GN-AP-MW-14, GN-AP-MW-15R, GN-AP-MW-16, GN-AP-MW-17, GN-AP-MW-18, GN-AP-MW-19, GN-AP-MW-20, GN-AP-MW-21, GN-AP-MW-22

Appendix IV SSLs

Parameter	Wells
Arsenic	GN-AP-MW-17
Lithium	GN-AP-MW-15R, GN-AP-MW-16, GN-AP-MW-17, GN-AP-MW-20
Molybdenum	GN-AP-MW-5, GN-AP-MW-15R, GN-AP-MW-16, GN-AP-MW-17, GN-AP-MW-20
Combined Radium 226 + 228	GN-AP-MW-20

* See the attached report for further details regarding statistical exceedances and alternate source demonstrations.

Assessment of Corrective Measures & Groundwater Remedy

Assessment of Corrective Measures

Date Initiated: January 13, 2019
Date Complete: June 12, 2019
Public Meeting Date: July 6, 2020

Groundwater Remedy

Selected During Period: No
Selection Date: Not yet selected
Initiated During Period: No
Ongoing During Period: No

TABLE OF CONTENTS

EXECUTIVE SUMMARY i

1.0 Introduction 1

2.0 Site Location and Description 2

2.1 Site Geology and hydrogeology 2

2.1.1 Physical Setting 2

2.1.2 Geology and Hydrogeology 2

2.1.3 Uppermost Aquifer 3

2.1.4 Flow Interpretation 4

2.2 Groundwater Monitoring System 4

2.2.1 Monitoring Wells 4

2.2.1.1 Upgradient Wells 5

2.2.1.2 Downgradient Wells 5

2.2.1.3 Delineation Wells 5

2.2.1.4 Monitoring Well Replacement and Abandonment 6

2.2.1.5 Monitoring Variances 6

2.2.2 Groundwater Monitoring History 6

2.2.2.1 Available Monitoring Data 6

2.2.2.2 Historical Groundwater Flow 7

2.2.3 Groundwater Sampling and Analysis 7

2.2.3.1 Sampling Event Summary 8

2.2.3.2 Groundwater Sample Collection 8

2.2.3.3 Sample Preservation and Handling 9

2.2.3.4 Chain of Custody 9

2.2.3.5 Laboratory Analysis 9

3.0 Groundwater Elevations 10

3.1 Groundwater Elevations And Flow 10

3.2 Groundwater Flow Velocity Calculations 10
4.0 Evaluation of Groundwater Quality Data 12
4.1 Data Validation – Quality Assurance/Quality Control 12
4.2 Statistical Methodology and Tests 13
4.2.1 Appendix III Evaluation 13
4.2.2 Appendix IV Evaluation 14
4.3 Statistical Exceedances 15
4.3.1 Appendix III Constituents 15
4.3.2 Appendix IV Constituents 15
4.3.2.1 First Semi-Annual Groundwater Monitoring Event 15
4.3.2.2 Second Semi-Annual Groundwater Monitoring Event 16
4.3.2.3 Delineation Wells 16
5.0 Monitoring Program Status 18
6.0 Evaluation of Groundwater Corrective Measures 19
6.1 Preliminary Results from the Geochemical Analysis 20
7.0 Summary and Conclusions 22
8.0 References 24

TABLES

Table 1	Groundwater Monitoring Well Network Details
Table 2	Monitoring Parameters and Reporting Limits
Table 3	Groundwater Elevation Summary
Table 4	Relative Percent Difference Calculations
Table 5	Summary of Background Levels and Groundwater Protection Standards
Table 6	First Semi-Annual Monitoring Event Analytical Summary
Table 7	Second Semi-Annual Monitoring Event Analytical Summary

FIGURES

Figure 1	Site Location Map
Figure 2	Site Topographic Map
Figure 3	Site Geologic Map
Figure 4a	Geologic Cross-Section A-A’
Figure 4b	Geologic Cross-Section B-B’
Figure 4c	Geologic Cross-Section C-C’
Figure 5	Monitoring Well Location Map
Figure 6a	Potentiometric Surface Contour Map (February 17, 2020)
Figure 6b	Potentiometric Surface Contour Map (April 29, 2020)
Figure 6c	Potentiometric Surface Contour Map (July 20, 2020)

APPENDICES

Appendix A	Monitoring Well Installation Data
Appendix B	Groundwater Analytical Data
Appendix C	Laboratory and Field Records
Appendix D	Statistical Analysis
Appendix E	Alternate Source Demonstration
Appendix F	MNA Evaluation – Geochemical Lab Data

ABBREVATIONS

ACM	Assessment of Corrective Measures
ADEM	Alabama Department of Environmental Management
AL	Alabama
APC	Alabama Power Company
APCEL	APC Environmental Laboratory
ASD	Alternate Source Demonstration
ASTM	Alabama Power Company Environmental Laboratory
BGS	below ground surface
CCR	Coal Combustion Residual
CEC	cation exchange capacity
CFR	Code of Federal Regulations
COC	chain of custody
COI	constituents of interest
CSM	conceptual site model
DO	dissolved oxygen
EPA	United States Environmental Protection Agency
ft	feet
GW	groundwater
GWPS	Groundwater Protection Standard(s)
LCL	Lower Confidence Limit(s)
m	meter
mg/L	milligram per liter
MNA	monitored natural attenuation
MSL	mean sea level
MW-	denotes “Monitoring Well”
NCDS	National Coal Data System
NELAP	National Environmental Laboratory Accreditation Program
NTU	nephelometric turbidity unit
ORP	oxidation reduction potential
pCi/L	picocuries per liter
PE	Professional Engineer
PG	Professional Geologist
PL	prediction limits
PQL	practical quantitation limit
PVC	polymerizing vinyl chloride
QA/QC	quality assurance/quality control
RL	reporting limit
RPD	relative percent difference
SEM	scanning electron microscopy
SM	Standard Method(s)
SSE	selective sequential extraction
SSI	statistically significant increase
SSL	statistically significant level

TAL	Test America, Inc.
TOC	top of casing
TDS	total dissolved solids
USGS	Unites States Geological Survey
UTLs	Upper Tolerance Limits

1.0 INTRODUCTION

In accordance with the United States Environmental Protection Agency (EPA) coal combustion residual (CCR) rule (40 CFR Part 257, Subpart D) and the State of Alabama Department of Environmental Management (ADEM) Admin. Code Ch. 335-13-15, this 2020 Annual Groundwater Monitoring and Corrective Action Report has been prepared to document 2020 semi-annual assessment groundwater monitoring activities at the Plant Gaston Ash Pond (Ash Pond) and to satisfy the requirements of § 257.90(e) and ADEM Admin. Code r. 335-13-15-.06(1)(f). Semi-annual assessment monitoring and associated reporting for the Ash Pond is performed in accordance with the monitoring requirements § 257.90 through § 257.95 and ADEM Admin. Code r. 335-13-15-.06(1) through r. 335-13-15-.06(6).

2.0 SITE LOCATION AND DESCRIPTION

APC's E.C. Gaston Steam Plant (Plant Gaston) is in Shelby County, Alabama. The physical address is 31972 Alabama Highway 25, Wilsonville, AL 35186. Plant Gaston lies in Section 1, Township 21 South, Range 1 East, Sections 5 and 6, Township 21 South, Range 2 East, and Sections 31 and 32, Township 20 South, Range 2 East data are based on visual inspection of USGS topographic quadrangle maps and GIS maps (USGS, 1980, 1982a, 1982b, 1983).

The Ash Pond is located south-southwest of the main plant along the Coosa River. **Figure 1**, **Site Location Map**, depicts the location of the Plant and Ash Pond with respect to the surrounding area.

2.1 SITE GEOLOGY AND HYDROGEOLOGY

2.1.1 Physical Setting

Plant Gaston's topography is characterized by a flat valley adjacent to the Coosa river. Elevations typically range from 400 to 600 feet above mean sea level (MSL) in the Coosa Valley district of the Valley and Ridge physiographic province. The Coosa Valley extends approximately 20 miles (Sapp and Emplaincourt, 1975). Local topography is characterized by moderate relief with elevations ranging from approximately 395 MSL along the eastern plant boundary to approximately 530 feet MSL at a hilltop in the southwestern portion of the plant. **Figure 2**, **Site Topographic Map**, provides the topography of the site.

2.1.2 Geology and Hydrogeology

Plant Gaston is located in the Coosa Valley district of the Valley and Ridge Physiographic Province of central Alabama. The geologic units on the property have been folded and faulted at various intervals, and several faults consisting of low-to-high angle thrust faults and some normal faults are present. Fault sets trend obliquely to one another in the northeastern portion of the plant, resulting in a series of imbricate thrust slices of Fort Payne chert, Parkwood and Floyd shales, and Newla limestone (Frings, 1980).

The plant is on a portion of the Valley and Ridge province known as the Coosa deformed belt, which is a long, sinuous, structurally complex zone that can be subdivided laterally into three segments by two lateral offsets. (GSA, 2010b) The Coosa deformed belt is situated on the Yellowleaf thrust sheet, which is a shallowly detached structural complex with small-scale, commonly isoclinal parasitic folding (McIntyre, *et al.*, 2010). Two lateral offsets subdivide the belt, the Harpersville offset and the Reeds Mill offset. The

Harpersville offset is located on the southwest end of the Coosa deformed belt and lies just northeast of the plant.

The boundaries of the Coosa deformed belt are delineated by the Coosa synclinorium to the north and the Pell City thrust fault to the south. Most structures in the belt trend northeast-southwest, although a northwest-southeast trend is encountered in the plant area. Imbricate thrust slices of sedimentary Paleozoic rocks comprise the geological material of the belt (Frings, 1981). The area is underlain by a structurally complex Paleozoic sequence of sedimentary rocks that range from Cambrian to Mississippian in age. Carbonate rocks comprise the bulk of the Cambrian and Ordovician rocks, and cherty limestone, sandstone, and shale comprise the Mississippian-age units. Also present in some portions of the plant is a thin unit of Devonian-age sandstone or shale.

Near the Ash Pond, the shallow subsurface bedrock geology is composed entirely of dolomites of the Knox Group. Boring logs from various on-site investigations indicate that the Ash Pond is underlain by 11 to 63-foot-thick layer of residual clay, mainly formed by the in-situ weathering of the underlying Cambrian-Ordovician-age Knox dolomite. The actual thickness of the natural overburden may be lower than 63 feet, since fill and embankment material were used around the periphery of the Ash Pond. At the site, the Knox dolomite is characterized as a light to medium gray, fine-grained dolostone with bedded chert.

Evidence of faulting was not observed in core samples and no faults have been mapped underneath the Ash Pond. A small splay thrust fault has been mapped in the area (Szabo, 1969, Frings, 1981). This splay fault has been interpreted to cross the river near the location of the coal pile and trends to the northwest approximately 500 to 1,500 feet to the north of the Ash Pond. Locally, this splay fault marks the transition from the older Knox dolomite to the Pennsylvanian-aged Parkwood Formation.

Figure 3, **Site Geologic Map**, illustrates the surface geology at the site and neighboring areas. **Figure 4a Geologic Cross-Section A-A'**, **Figure 4b Geologic Cross-Section B-B'**, **and Figure 4c Geologic Cross-Section C-C'**, provide an illustration of well screen intervals with respect to stratigraphy and elevation at the Site.

2.1.3 Uppermost Aquifer

The Valley and Ridge aquifer system, found in the Coosa, Cahaba, Birmingham-Big Canoe, and Murphrees Valleys, includes the Weisner Formation, Shady Dolomite, Conasauga Formation, Copper Ridge and Chepultepec Dolomites, and the Longview, Newala, Lenoir, and Little Oak Limestones. In some areas, the

Knox Group includes Copper Ridge, Chepultepec, Longview, and Newala united as one group. This aquifer system includes the Ketona, Brierfield, and Bibb Dolomites in Shelby County. Other rock units of Cambrian to Devonian age are included within the Valley and Ridge aquifer system, due to the fact they do not form effective barriers to ground water movement among permeable units of the system. However, these other units are not significant sources of ground water (Kopaska-Merkel *et al.*, 2005).

At the site, the uppermost aquifer consists of Knox dolomite. Wells were generally screened in fractured or weathered intervals of Knox dolomite, where permeability is enhanced. Depths to these intervals are highly variable at the site and range from 35 to nearly 125 feet below ground surface (BGS) excluding delineation wells.

2.1.4 Flow Interpretation

The local groundwater flow pattern at the site is generally towards the north-northwest, west, north-northeast, and east. A topographic high directly to the south of the pond forms a localized groundwater divide and provides space for upgradient locations. Groundwater flow in these areas is towards the Plant Gaston rim ditch located along the boundary of the Ash Pond. Groundwater flow at the site is accomplished via fractured flow and other secondary discontinuities within the rock fabric such as weathered zones and bedding planes.

2.2 GROUNDWATER MONITORING SYSTEM

Pursuant to § 257.91 and ADEM Admin. Code r. 335-13-15-.06(2), Plant Gaston has installed a groundwater monitoring system to monitor groundwater within the uppermost aquifer. The certified groundwater monitoring system for the Ash Pond is designed to monitor groundwater passing the waste boundary of the CCR unit within the uppermost aquifer. Wells were located to serve as upgradient, lateral and downgradient monitoring locations based on groundwater flow direction as determined by the potentiometric surface elevation contour maps. All groundwater monitoring wells were designed and constructed using "Design and Installation of Groundwater Monitoring Wells in Aquifers," ASTM Subcommittee D18.21, as a guideline.

2.2.1 Monitoring Wells

Monitoring well locations are presented on **Figure 5, Monitoring Well Location Map**. **Table 1**, **Groundwater Monitoring Well Network Details**, summarizes the monitoring well construction details and design purpose for the Plant Gaston Ash Pond.

2.2.1.1 Upgradient Wells

Data used to establish background water quality or selection of upgradient wells include (1) review of groundwater elevation data and potentiometric surface contour maps to determine groundwater flow direction and (2) a screening of Appendix III CCR indicator parameters for apparently elevated concentrations of indicator parameters. In 2019, Ash Pond closure activities necessitated the abandonment of GN-AP-MW-2 located southwest of the Ash Pond. If an upgradient well is abandoned due to pond closure activities or by an unforeseen circumstance, the historical data from that well will remain in the upgradient data pool and therefore, the well remains part of the upgradient network by legacy. Data collected from GN-AP-MW-2 will continue to be used for statistical analysis for the site. Monitoring well location GN-AP-MW-3 will serve as upgradient background monitoring location for the Ash Pond as determined by water level monitoring and potentiometric surface maps constructed for the site.

A plan for the installation of additional upgradient well locations was submitted to ADEM for review on November 20, 2020 and approved on January 8, 2021. It is anticipated that these wells will be installed during the first quarter of 2021. Suitability of these well locations as viable background or upgradient will be evaluated as described in the site Groundwater Monitoring Plan (April 2020, August 2020).

2.2.1.2 Downgradient Wells

Monitoring well locations GN-AP-MW-4 through GN-AP-MW-22 are used as downgradient locations for the Ash Pond. Downgradient locations are located west, north, and east of the Ash Pond as determined by water level monitoring and potentiometric surface maps constructed for the site. Historically, well GN-AP-MW-1 served as an upgradient location. GN-AP-MW-1 was abandoned in 2019 due to Ash Pond closure activities. However, to ensure the background data set for the Ash Pond would not be affected by mounding, well GN-AP-MW-1 was designated as a downgradient well and all historical data removed from the upgradient data set.

2.2.1.3 Delineation Wells

Pursuant to § 257.95(g)(1), ADEM Admin. Code r. 335-13-15-.06(6)(g)2., and AO 18-095-GW, additional monitoring wells were installed to characterize the horizontal and vertical extent of GWPS exceedances identified during assessment monitoring. Delineation wells are identified on **Figure 5** and detailed on **Table 1**. All delineation wells are sampled semi-annually as part of the semi-annual assessment groundwater monitoring program.

An additional phase (Phase III) of delineation was initiated in the first quarter of 2020. To date, all wells have been installed as part of this phase (GN-AP-MW-31VR, GN-AP-MW-35V, GN-AP-MW-36V, and GN-AP-MW-37V). A report summarizing findings was submitted to ADEM by September 30, 2020. The boring logs, well installation logs, and development logs are included as **Appendix A**, **Monitoring Well Installation Data.**

2.2.1.4 Monitoring Well Replacement and Abandonment

Delineation well GN-AP-MW-31VR was installed on March 24, 2020 to replace the previously installed delineation well GN-AP-MW-31V that did not produce sufficient water to allow for development or sampling. GN-AP-MW-31V was temporarily used for water levels only and will be abandoned in the near future.

2.2.1.5 Monitoring Variances

The groundwater monitoring program at the site is operating under a Variance granted by ADEM on April 15, 2019, to conform State monitoring requirements under the CCR rule to Federal requirements. The variance:

1. Retains boron as an Appendix III detection monitoring parameter and excludes it as an Appendix IV assessment monitoring parameter.
2. Authorizes the use of Federally-published GWPS of 0.006 milligrams per liter (mg/L) for cobalt, 0.015 mg/L for lead, 0.040 mg/L for lithium, and 0.100 mg/L for molybdenum in lieu of background where those levels are greater than background levels.

2.2.2 Groundwater Monitoring History

Background groundwater samples were collected over the period of March 2016 to June 2017. Semi-annual groundwater monitoring was initiated at the Ash Pond in August 2017.

2.2.2.1 Available Monitoring Data

In accordance with § 257.94(b) and ADEM Admin. Code r. 335-13-15-.06(5)(b), eight independent samples were collected from each background and downgradient well and analyzed for the constituents listed in Appendix III and IV prior to October 17, 2017. Background sampling was performed over the period of

March 2016 to June 2017. Groundwater sampling for the first detection monitoring event after the background period was performed in August 2017.

Based on results of the 2017 Annual Groundwater and Corrective Action Monitoring Report, Alabama Power initiated an assessment monitoring program on January 15, 2018. Pursuant to 40 CFR § 257.95(a) and ADEM Admin. Code r. 335-13-15-.06(6)(a), monitoring wells were sampled for all Appendix IV parameters in January 2018, within 90 days of initiating the assessment monitoring program. Semi-annual assessment sampling has continued with sampling events in April and October of 2018 and April and September-October of 2019.

Tables summarizing analytical data from all previous groundwater monitoring events are included within **Appendix B, Groundwater Analytical Data**.

2.2.2.2 Historical Groundwater Flow

Historical potentiometric data from the site indicates that groundwater flow direction has been consistent at the site during the background monitoring period. The local groundwater flow pattern at the site is generally towards the north-northwest, west, north-northeast, and east. A topographic high directly to the south of the pond forms a localized groundwater divide and provides space for upgradient locations.

Groundwater elevations fluctuate in response to rainfall. Seasonal variations of 0.25 to 14 feet are typical at the site. These fluctuations are consistent in response in monitoring wells across the site but vary in magnitude.

2.2.3 Groundwater Sampling and Analysis

As required by § 257.90(e) and ADEM Admin. Code r. 335-13-15-.06(1)(f), the following describes monitoring-related activities performed during the preceding year. The Ash Pond entered an Assessment Monitoring program pursuant to 40 CFR § 257.95(a) and ADEM Admin. Code r. 335-13-15-.06(6)(a) in January 2018. Statistical evaluations of 2018 assessment monitoring data identified statistically significant levels (SSLs) of Appendix IV constituents above the GWPS, and the Site entered into Assessment of Corrective Measures. Pursuant to § 257.95(g)(1), ADEM Admin. Code r. 335-13-15-.06(6)(g)2., and AO 18-095-GW, additional monitoring wells were installed to characterize the horizontal and vertical extent of GWPS exceedances identified during assessment monitoring. These wells, along with the compliance monitoring well network, are sampled semi-annually.

2.2.3.1 Sampling Event Summary

Semi-annual Assessment Monitoring sampling events occurred in February 2020 and July 2020. Phase III delineation wells installed at the Site were sampled semi-annually for the first time in April 2020 in order to expedite delineation reporting, and then moved back into the regular semi-annual sampling schedule during the second semi-annual sampling event in July 2020.

Groundwater samples were analyzed for the full list of Appendix III and Appendix IV parameters during each Assessment Monitoring event. Analytical data from the groundwater monitoring events is included as **Appendix C, Laboratory and Field Records**, in accordance with the requirements of § 257.90(e)(3) and ADEM Admin. Code r. 335-13-15-.06(1)(f)3.

2.2.3.2 Groundwater Sample Collection

Prior to recording water levels and collecting samples, each well was opened and allowed to equilibrate to atmospheric pressure. Within a 24-hour period, depths to groundwater were measured to the nearest 0.01 foot with an electronic water level indicator with depth referenced from the top of the inner PVC well casing. Groundwater elevations were calculated by subtracting the depth to groundwater from surveyed top-of-casing (TOC) elevations.

Groundwater samples were collected from monitoring wells using low-flow sampling procedures in accordance with §257.93(a) and ADEM Admin. Code r. 335-13-15-.06(4)(a). All monitoring wells at Plant Gaston are equipped with a dedicated pump. Monitoring wells were purged and sampled using low-flow sampling procedures. In this procedure, field water quality parameters (pH, turbidity, conductivity, and dissolved oxygen) are measured to determine stabilization and groundwater samples are collected when the following stabilization criteria are met:

- 0.2 standard units for pH.
- 5% for specific conductance.
- 0.2 Mg/L or 10% for DO > 0.5 mg/l (whichever is greater).
- Turbidity measurements less than 5 NTU.
- Temperature and ORP – record only, no stabilization criteria.

During purging and sampling, a SmarTroll instrument was used to monitor and record field parameters. Once stabilization was achieved, samples were collected and submitted to the laboratory following standard

chain-of-custody (COC) protocol. Field data recorded in support of groundwater sampling activities for the monitoring events are included in **Appendix C**.

2.2.3.3 Sample Preservation and Handling

Groundwater samples were collected within the designated size and type of laboratory-supplied containers required for specific parameters. Sample bottles were pre-preserved by the laboratory. Where temperature control was required, samples were placed in an ice-packed cooler and cooled to less than 6 °C immediately after collection. Blue ice or other cooling packs were not used for cooling samples. An ice-packed cooler was on hand when samples were collected.

2.2.3.4 Chain of Custody

A chain-of-custody (COC) record was used to track sample possession from the time of collection to the time of receipt at the laboratory. All samples were handled under strict COC procedures beginning in the field. COC records are included with the analytical laboratory reports included in **Appendix C**.

2.2.3.5 Laboratory Analysis

Laboratory analyses were performed by the APC Environmental Laboratory (APCEL) in Calera, Alabama or Eurofins TestAmerica (TAL), of Pensacola, Florida and St. Louis, Missouri. Both APCEL and TAL are accredited by National Environmental Laboratory Accreditation Program (NELAP) and maintain a NELAP certification for all parameters analyzed**. Table 2, Monitoring Parameters and Reporting Limits**, lists Assessment Monitoring constituents analyzed at the Site. Groundwater data and chain of custody records for the monitoring events are presented in **Appendix C**.

3.0 GROUNDWATER ELEVATIONS

3.1 GROUNDWATER ELEVATIONS AND FLOW

During the February 2020 sampling event, water levels collected were an incomplete data set, and subsequent water levels were taken during the delineation sampling in April 2020. During the February 2020 sampling event, depths to water ranged from 0 to 41.70 feet below top of casing and groundwater elevations ranged from 438.60 to 398.18 feet above mean sea level (ft MSL). **Figure 6A, Potentiometric Surface Contour Map (February 17, 2020)** depicts groundwater elevations and inferred groundwater flow direction from higher elevation to lower. During the April 2020 sampling event, depths to water ranged from 0 to 45.32 feet below top of casing and groundwater elevations ranged from 434.34 to 396.08 feet above mean sea level (ft MSL). **Figure 6B, Potentiometric Surface Contour Map (April 29, 2020)** depicts groundwater elevations and inferred groundwater flow direction from higher elevation to lower. During the July 2020 sampling event, depths to water ranged from 0 to 47.21 feet below top of casing and groundwater elevations ranged from 426.85 to 395.76 feet above mean sea level (ft MSL). **Figure 6C, Potentiometric Surface Contour Map (July 20, 2020)** depicts groundwater elevations and inferred groundwater flow direction from higher elevation to lower.

The area along the eastern edge of the Ash Pond where continued vertical delineation is occurring corresponds to the intersection of a horizontal layer of more permeable (fractured/weathered) dolostone and a vertical zone of enhanced permeability that is most likely a near-vertical structural feature (lineament or fault).

As shown on **Figures 6A, 6B**, and **6C,** groundwater generally flows radially away from the Site with some flow toward the Site coming from the hillside to the south. Also as shown on **Figures 6A, 6B**, and **6C**, there is an upward vertical gradient from wells installed at deeper intervals to those installed at more shallow intervals along the river side of the Ash Pond. This implies that groundwater is flowing vertically upward to more shallow intervals and discharging to the Coosa River. All available groundwater elevation data recorded since 2016 have been tabulated and included in **Table 3, Groundwater Elevations Summary.**

3.2 GROUNDWATER FLOW VELOCITY CALCULATIONS

Because the geology at the Ash Pond is not homogeneous or isotropic with respect to groundwater flow, groundwater velocity calculations using derivations of Darcy's Law are not applicable to groundwater at the site. The hydrogeologic characteristics of fractured rock typically produce preferential groundwater flow paths, so groundwater velocity is much more variable than in uniform porous media such as sand.

During monitoring well installation, multiple techniques were used to successfully intercept groundwater flow paths with the monitoring wells located around the Ash Pond. These flow paths correspond to weathered zones or intervals of more concentrated or unhealed fractures. Therefore, groundwater flow velocity at the site cannot be accurately quantified using existing site data. Slug testing provided horizontal hydraulic conductivities for the uppermost aquifer between 4.36×10^{-4} cm/sec and 0.022 cm/sec with an average of 6.02×10^{-3} cm/sec.

4.0 EVALUATION OF GROUNDWATER QUALITY DATA

4.1 DATA VALIDATION – QUALITY ASSURANCE/QUALITY CONTROL

During each sampling event, quality assurance/quality control samples (QA/QC) were collected at a rate of 1 sample per every group of 10 well samples. Equipment and field blank samples were also collected during each sampling event.

Analytical precision is measured through the calculation of the relative percent difference (RPD) of two data sets generated from a similar source. Here, a comparison of results between samples and field duplicate samples are used as measure of laboratory precision. Where field duplicates are collected, the RPD between the sample and duplicate sample is calculated as:

$$RPD = \frac{Conc1 - Conc2}{(Conc1 + Conc2)/2}$$

Where:

RPD = Relative Percent Difference (%)

Conc1 = Higher concentration of the sample or field duplicate

Conc2 = Lower concentration of the sample or field duplicate

Where the relative percent differences are below 20%, the difference is considered acceptable and no further action is needed. Where an RPD is greater than 20%, further evaluation is required to attempt to determine the cause of the difference and potentially result in qualified data. **Table 4, Relative Percent Difference Calculations,** provides the relative percent differences for sample and sample duplicates during 2020 sampling events. All RPDs were below 20% for the most recent sampling event. Similarly, there were no detected constituents in field or equipment blanks at the site and validation was not required. Therefore, no data validation qualifiers were applied to data received.

4.2 STATISTICAL METHODOLOGY AND TESTS

The Sanitas Groundwater statistical software is used to perform the statistical analyses. Sanitas is a decision support software package that incorporates the statistical tests required of Subtitle C and D facilities by EPA regulations. The analysis complies with the federal rule for the Disposal of Coal Combustion Residuals from Electric Utilities (CCR Rule, 2015) as well as with the USEPA Unified Guidance (2009).

4.2.1 Appendix III Evaluation

Interwell prediction limits, combined with a 1-of-2 verification strategy, were constructed for boron, calcium, chloride, fluoride, pH, sulfate, and TDS. Interwell prediction limits pool upgradient well data to establish a background limit for an individual constituent, and the most recent sample from each downgradient well is compared to the same limit for each parameter. If the most recent sample exceeds its respective background statistical limit, an initial statistically significant increase (SSI) is identified.

Groundwater Stats Consulting demonstrated that these test methods were appropriate in the October 2017 Statistical Analysis Plan, which was updated in the September 2019 data screening evaluation. Time series plots were used to screen proposed background data for suspected outliers, or extreme values that would result in limits that are not conservative from a regulatory perspective. Suspected outliers at all wells for Appendix III parameters are formally tested using Tukey's box plot method and, when identified, flagged in the computer database.

The following adjustments were made:

- No statistical analyses are required on wells and analytes containing 100% non-detects (EPA Unified Guidance, 2009, Chapter 6).
- When data contain <15% non-detects in the background, simple substitution of one-half the reporting limit is used in the statistical analysis. The reporting limit used for non-detects is the practical quantitation limit (PQL) as reported by the laboratory.
- When data contain between 15-50% non-detects, the Kaplan-Meier non-detect adjustment is applied to the background data.
- Non-parametric prediction limits are used on data containing greater than 50% non-detects.

4.2.2 Appendix IV Evaluation

When in assessment monitoring, Appendix IV constituents are sampled semi-annually, and concentrations are compared to GWPS. Following the Unified Guidance, spatial variation for Appendix III parameters is tested using the ANOVA; this test is not prescribed for Appendix IV constituents. Unlike the statistical evaluation of Appendix III constituents (where single-sample results are compared to the statistical limit), Appendix IV analysis uses the pooled results from each downgradient well to develop a well-specific Confidence Interval that is compared to the statistical limit. The statistical limit is either the Interwell Tolerance limit (i.e. background) calculated using the pool of all available upgradient well data (see Chapter 7 of the Unified Guidance), or an applicable groundwater protection standard such as the MCL. Appendix IV background data are screened for outliers and extreme trending patterns that would lead to artificially elevated statistical limits.

Parametric tolerance limits (i.e. UTLs) were calculated using pooled upgradient well data for Appendix IV parameters with a target of 95% confidence and 95% coverage. The confidence and coverage levels for nonparametric tolerance limits are dependent upon the number of background samples. The UTLs were then used as the GWPS.

As described in 40 CFR §257.95(h)(1)-(3) and the ADEM Variance (see section **2.2.1.4)**, the GWPS is:

(1) The maximum contaminant level (MCL) established under CFR §141.62 and 141.66.
(2) Where an MCL has not been established:
    (i) Cobalt 0.006 mg/L.
    (ii) Lead 0.015 mg/L.
    (iii) Lithium 0.040 mg/L.
    (iv) Molybdenum 0.100 mg/L.
(3) Background levels for constituents where the background level is higher than the MCL or rule-specified GWPS.

In assessment monitoring, when the Lower Confidence Limit (LCL), or the entire interval, exceeds the GWPS as discussed in the USEPA Unified Guidance (2009), the result is recorded as an SSL. Appendix IV constituents will be updated every 2 years beginning with the most recent event (Fall 2019). The next update to GWPS will occur no earlier than the Fall of 2021. Data from upgradient wells collected between updates may still be used to support ASDs if merited.

4.3 STATISTICAL EXCEEDANCES

Analytical data from the 2020 semi-annual monitoring events in February and July were statistically analyzed in accordance with the Professional Engineer (PE)-certified Statistical Analysis Plan (October 2017) and updated August 2020 performed by Groundwater Stats Consulting. Appendix III statistical analysis was performed to determine if constituents have returned to background levels. Appendix IV assessment monitoring parameters were evaluated to determine if concentrations statistically exceeded the established groundwater protection standard.

4.3.1 Appendix III Constituents

Based on review of the Appendix III statistical analysis presented in **Appendix D, Statistical Analysis,** Appendix III constituents have not returned to background levels.

4.3.2 Appendix IV Constituents

Table 5, Summary of Background Levels and Groundwater Protection Standards, summarizes the background limit established at each monitoring well and the GWPS. A summary table of the statistical limits accompanies the prediction limits in **Appendix D.**

The following subsections describe statistical exceedances during the semi-annual monitoring events of 2020.

4.3.2.1 First Semi-Annual Groundwater Monitoring Event

During the first semi-annual monitoring event, statistical analysis of Appendix IV data incorporating limits defined in the 2019 ADEM Variance (section **2.2.1.4**) identified the following SSLs over GWPS at the listed downgradient wells:

- GN-AP-MW-5: Molybdenum.
- GN-AP-MW-16: Lithium, Molybdenum.
- GN-AP-MW-17: Arsenic, Lithium, Molybdenum.
- GN-AP-MW-20: Combined Radium 226+228, Lithium, Molybdenum.

Table 6, First Semi-Annual Monitoring Event Analytical Summary, provides a summary of all detected constituents for the first semi-annual sampling event.

4.3.2.2 Second Semi-Annual Groundwater Monitoring Event

During the second semi-annual monitoring event, statistical analysis of Appendix IV data incorporating limits defined in the 2019 ADEM Variance (section **2.2.1.4**) identified the following SSLs over GWPS at the listed downgradient wells:

- GN-AP-MW-5: Molybdenum.
- GN-AP-MW-15R: Lithium, Molybdenum.
- GN-AP-MW-16: Lithium, Molybdenum.
- GN-AP-MW-17: Arsenic, Lithium, Molybdenum.
- GN-AP-MW-20: Combined Radium 226+228, Lithium, Molybdenum.

Table 7, Second Semi-Annual Monitoring Event Analytical Summary, provides a summary of all detected constituents for the first semi-annual sampling event.

4.3.2.3 Delineation Wells

Limited groundwater analytical data is available for delineation wells installed at the Site, so groundwater quality is simply compared to the GWPS. A review of analytical data derived from delineation wells revealed the following GWPS exceedances during the first semi-annual sampling event:

- GN-AP-MW-16V: Lithium, Molybdenum.
- GN-AP-MW-17SV: Lithium, Molybdenum.
- GN-AP-MW-17V: Combined Radium 226 + 228, Lithium, Molybdenum.
- GN-AP-MW-20SV: Molybdenum.
- GN-AP-MW-20V: Lithium, Molybdenum.
- GN-AP-MW-28H: Combined Radium 226+228, Lithium, Molybdenum.
- GN-AP-MW-29H: Combined Radium 226+228, Lithium, Molybdenum.
- GN-AP-MW-32V: Lithium, Molybdenum.
- GN-AP-MW-33V: Lithium, Molybdenum.
- GN-AP-MW-34V: Molybdenum.
- GN-AP-MW-37V: Molybdenum.

A review of analytical data derived from delineation wells revealed the following GWPS exceedances during the second semi-annual sampling event:

- GN-AP-MW-16V: Lithium, Molybdenum.
- GN-AP-MW-17SV: Lithium, Molybdenum.
- GN-AP-MW-17V: Combined Radium 226 + 228, Lithium, Molybdenum.
- GN-AP-MW-20SV: Molybdenum.
- GN-AP-MW-20V: Lithium, Molybdenum.
- GN-AP-MW-28H: Combined Radium 226+228, Lithium, Molybdenum.
- GN-AP-MW-29H: Combined Radium 226+228, Lithium, Molybdenum.
- GN-AP-MW-32V: Lithium.
- GN-AP-MW-33V: Lithium.
- GN-AP-MW-34V: Molybdenum.
- GN-AP-MW-37V: Lithium, Molybdenum.

Details regarding the installation and sampling of these wells, and future proposed actions as a result of these exceedances, were submitted to ADEM in a Groundwater Investigation Report on May 13, 2019 and subsequent progress updates in September 2019 and March 2020. A report summarizing and interpreting findings from recent delineation activities was submitted to ADEM on September 30, 2020.

An alternate source demonstration for combined radium 226+228 was submitted as an appendix in the 2018 Annual Groundwater Monitoring and Corrective Action Report on January 31, 2019. ADEM responded on November 14, 2019, indicating ADEM was in concurrence that the radium could be naturally occurring, but requested additional data or documentation to definitively determine the source of the radium. A further study on the source of the radium at the Ash Pond was initiated in July 2020. An amended Alternate Source Demonstration with data showing a natural source for combined radium 226 + 228 in groundwater at the site is attached as **Appendix E, Alternate Source Demonstration**.

To address SSLs at the site, an ACM was prepared to evaluate potential groundwater corrective measures for the occurrence of arsenic, molybdenum, and lithium in groundwater at the site in accordance with § 257.96, ADEM Admin. Code r. 335-13-15-.06(7), and ADEM Administrative Order AO 18-095-GW. The ACM was submitted to ADEM and placed in the operating record on June 12, 2019.

5.0 MONITORING PROGRAM STATUS

The site is currently in assessment monitoring and evaluating groundwater corrective action alternatives. In accordance with § 257.94(e) and ADEM Admin. Code r. 335-13-15-.06(5)(e), APC implemented assessment monitoring in January 2018. SSIs of Appendix III and SSLs of Appendix IV parameters were identified at the Ash Pond during sampling events conducted in 2019. A partial Alternate Source Demonstration (ASD) is attached as **Appendix E, Alternate Source Demonstration,** to address some of the SSLs; however, not all SSLs are addressed by the ASD. Pursuant to § 257.95(g)(3)(i) and ADEM Admin. Code r. 335-13-15-.06(6)(g)4.(i), APC completed an ACM in accordance with § 257.96, ADEM Admin. Code r. 335-13-15-.06(7), and ADEM Administrative Order AO 18-095-GW.

6.0 EVALUATION OF GROUNDWATER CORRECTIVE MEASURES

Site investigations and preliminary design work have continued at the Site to support remedy selection and design. As discussed in the ACM (Anchor QEA 2019), completing a final long-term corrective action plan is generally a multi-year process. Additional assessment work has been completed since June 2020, and laboratory work has been performed to support MNA and in situ geochemical manipulation as discussed in the ACM. MNA and geochemical manipulation are both geochemically based, so site-specific geochemical data and analyses can be applied to both technologies.

Laboratory analysis of groundwater and precipitates (attenuating solids) was conducted to support MNA and geochemical manipulation. The major rationale for these investigations includes the following:

- Identifying attenuating mechanisms.
- Gaining an understanding of the stability of the attenuating mechanisms.
- Identifying potential geochemical manipulation approaches for constituents of interest (COI) based on Site geochemical conditions and attenuation processes already occurring naturally.

In the previous semi-annual selection and design reporting period (January through June 2020), the following field and laboratory investigations were performed:

- Evaluated groundwater analytical data (primarily graphing) to look for evidence of natural attenuation occurring in space and time.
- Collected groundwater samples from background and impacted wells and performed a complete chemical analysis on the samples to enable groundwater geochemical modeling and the development of a geochemical conceptual site model (CSM).
- Performed geochemical modeling using the U.S. Geological Survey (USGS) computer program PHREEQC and Geochemist's Workbench.
- Collected precipitate samples from the bottom of monitoring wells.
- Analyzed precipitate samples by X-ray Fluorescence (XRF) and X-ray diffraction (XRD).

The following investigations were begun in the previous reporting period but completed in the current reporting period:

- Scanning electron microscopy (SEM) to directly observe attenuating mineral phases.

- Selective sequential extraction (SSE) to determine association of COI with attenuating phases, determine relative strength of attenuation, and provide a sense of permanence.
- Cation exchange capacity (CEC) to assess ion exchange as an attenuation mechanism.

The work performed since the completion of the June 2020 Remedy Selection and Design Progress Report includes the following:

- Sampling horizontal and vertical delineation wells.
- Completing SEM, SSE, and CEC testing on well solids samples.
- Analyzing and synthesizing the laboratory data described above to develop a geochemical CSM and to evaluate MNA and enhanced MNA via geochemical manipulation.
- Conceptualizing other corrective action options in the context of site-specific conditions, should MNA not perform as expected.

6.1 PRELIMINARY RESULTS FROM THE GEOCHEMICAL ANALYSIS

As discussed in the Semi-Annual Remedy Selection and Design Progress Report Plant Gaston (Anchor QEA 2020), results from existing groundwater data analysis, geochemical modeling, and well solids analyses provide evidence for attenuation mechanisms for arsenic, lithium, and molybdenum. The attenuating mechanisms identified include sorption on amorphous iron oxides (arsenic and molybdenum), precipitation of arsenate and molybdate phases (arsenic and molybdenum, respectively), and cation exchange on clays and manganese oxides (lithium).

Concentration versus time and concentration versus distance graphs, and laboratory analyses were integrated with geochemical modeling results to develop an initial geochemical CSM, including probable attenuating mechanisms for arsenic, lithium, and molybdenum, and the relative permanence of those mechanisms. The initial CSM for the Site is as follows:

- Multiple lines of evidence for arsenic, lithium, and molybdenum attenuation.
- Aerobic to suboxic, neutral to alkaline groundwater conditions.
- Redox buffered by iron and/or manganese oxide equilibria.
- Arsenic attenuation by sorption to iron oxides and possibly precipitation of barium arsenate.
- Lithium attenuation by ion exchange on clay minerals and/or manganese oxides.
- Molybdenum attenuation by adsorption to iron oxides and/or calcium molybdate.

As supported by SSE results and the scientific literature, incorporation of arsenic into iron minerals, arsenic into barium arsenate, lithium into manganese minerals, and molybdenum into calcium minerals are relatively stable attenuation mechanisms. Data collected and available during the publication of this report are included as **Appendix F, MNA Evaluation – Geochemical Lab Data.**

7.0 SUMMARY AND CONCLUSIONS

Semi-annual assessment monitoring events took place in February and July 2020. Statistical evaluations of the 2020 assessment monitoring data identified SSLs of Appendix IV constituents above the GWPS. The site remains in assessment monitoring while groundwater corrective remedies are being evaluated. Additional monitoring wells were installed to assess the horizontal and vertical extent of groundwater impacts at the site. The results of this investigation were submitted to ADEM in September 2020. These additional monitoring wells will continue to be sampled and analyzed as part of the ongoing assessment monitoring program. An ACM was completed on June 12, 2019 to address SSLs of Appendix IV above groundwater protection standards.

The following future actions will be taken or are recommended for the Site:

- The installation of additional upgradient well locations approved by ADEM on January 8, 2021.
- Collect additional data to further evaluate remedies selected as feasible for the remediation of arsenic, lithium, and molybdenum as described in the ACM.
- Continue to compare site-specific corrective actions to the evaluation criteria in the CCR Rule, with emphasis on deficiencies that could eliminate a corrective action from further consideration.
- Continue to determine how corrective actions could be integrated with pond closure, such as dewatering and associated water treatment systems.
- Develop plans for additional Site investigations and associated laboratory work to determine MNA capacity, rates, and stability; and plans for laboratory treatability and/or field pilot tests to determine the effectiveness of geochemical manipulation as needed.
- Collect additional soil and/or rock samples and perform associated laboratory work to determine MNA capacity, rates, and stability.
- Perform laboratory treatability studies and implement field pilot tests as needed.
- Prepare a Remedy Selection Report.
- Develop a Corrective Action Groundwater Monitoring Program.
- Submit the next Semi-Annual Progress Report by March 30, 2021.
- Submit the next Semi-Annual Remedy Selection and Design Progress Report by June 12, 2021.

- Conduct the first semi-annual assessment monitoring event in the first half of 2021 and submit a semi-annual groundwater monitoring report summarizing findings by July 31, 2021.

8.0 REFERENCES

Alabama Department of Environmental Management (ADEM), 2018, Solid Waste Program, Division 13, ADEM Admin. Code r. 335-13-15.

Anchor QEA, 2020, Semi-Annual Remedy Selection and Design Progress Report Plant Gaston Ash Pond.

ASTM Standard D5092, 2004(2010)e1, Standard Practice for Design and Installation of Groundwater Monitoring Wells, ASTM International, West Conshohocken, PA, DOI 10.1520/D5092-04R10E01, www.astm.org.

Frings, D.M., 1980. Report on the Geology of E.C. Gaston Steam Plant Dry Ash Disposal System. Provided by Southern Company Services, December, 2010.

Frings, D.M., 1981. Report on the Geology of E.C. Gaston Steam Plant Office Annex Addition. Provided by Southern Company Services, December, 2010.

Geological Survey of Alabama (GSA), 2010b, Digital Geologic Map of Alabama, URL:http://www.gsa.state.al.us, accessed November, 2010.

Kopaska-Merkel, David C., Lewis S. Dean, and James D. Moore, 2005. Hydrogeology and Vulnerability to Contamination of Major Aquifers in Alabama: Area 4. Geological Survey of Alabama Circular 199D.

McIntyre, M.R., J.C. Pashin, and G.M. McKinney, III, 2010. Report on Plant Geology, Prepared for Southern Company Services by the Geological Survey of Alabama.

Sapp, C.D., and Emplaincourt, J., 1975, Physiographic regions of Alabama, Special Map 168, Geological Survey of Alabama.

Szabo, Michael W., Otis M. Clarke, Jr., and Donald B. Moore, 1969. Mineral Resources Map of Mobile, County, Alabama. Geological Survey of Alabama (GSA) Map 89.

USEPA. 2009. Statistical Analysis of Groundwater Monitoring Data at RCRA Facilities, Unified Guidance.

USEPA. 2015. Federal Register. Volume 80. No. 74. Friday April 17, 2015. Part II. Environmental Protection Agency. *40 CFR Parts 257and 261. Hazardous and Solid Waste Management System; Disposal of Coal Combustion Residuals from Electric Utilities; Final Rule.* [EPA-HQ-RCRA–2009–0640; FRL–9919–44–OSWER]. RIN–2050–AE81. April.

United States Geological Survey (USGS), 1980b. Wilsonville, Alabama Quadrangle, 7.5 Minute Series Topographic Map.

United States Geological Survey (USGS), 2005. Alabama Water Science Center, Water use by County in Alabama, Shelby County. URL: https://al.water.usgs.gov/index.html. Accessed December, 2010.

Figures

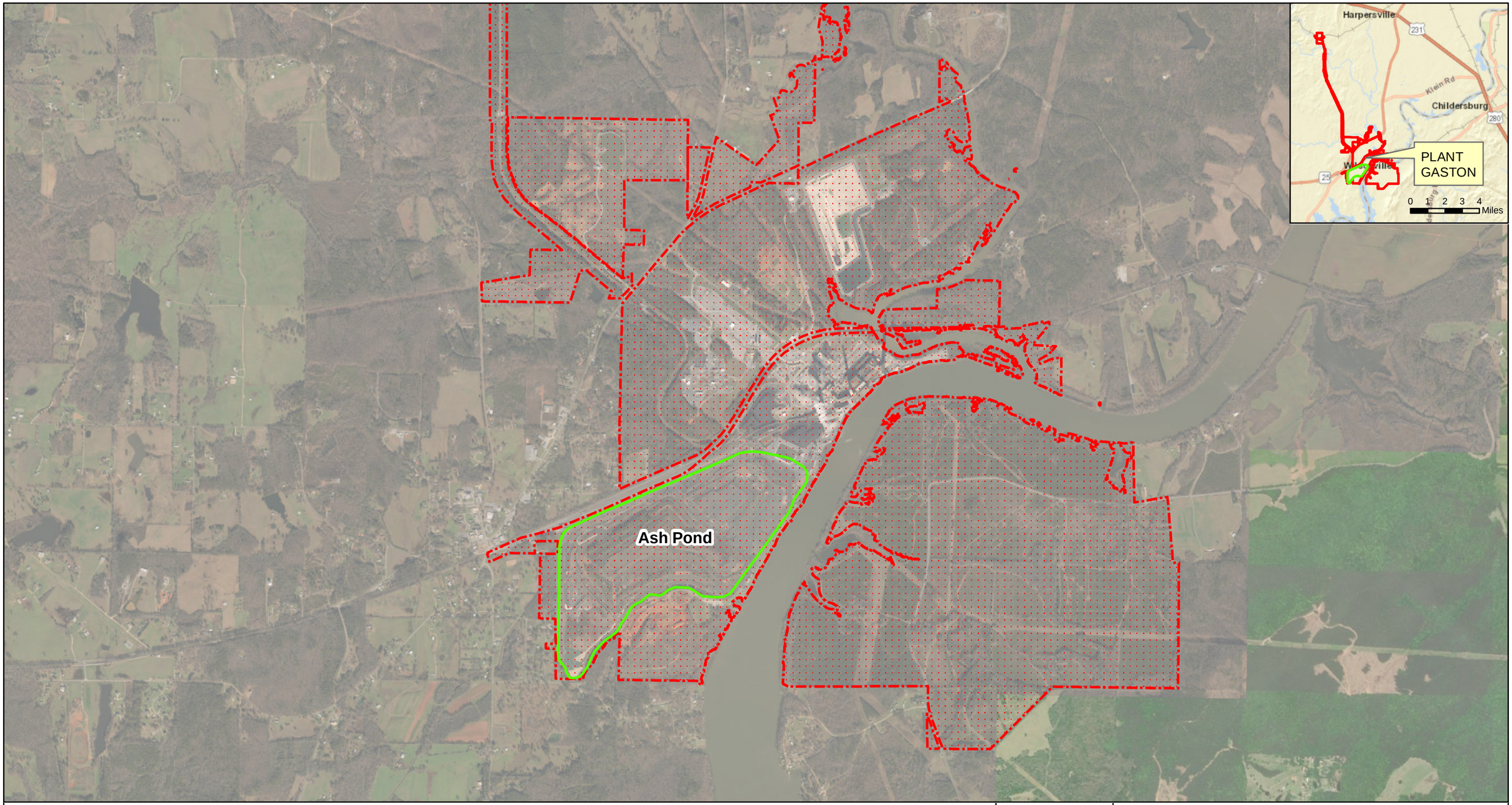

Legend

- Ash Pond Boundary
- Property Boundary (Approximate)

N

0 1,000 2,000 4,000 6,000 8,000 Feet

SCALE	1:24000
DATE	10/26/2020
DRAWN BY	KAR
CHECKED BY	GBD

DRAWING TITLE

SITE LOCATION MAP
PLANT GASTON ASH POND

FIGURE NO

FIGURE 1

Southern Company

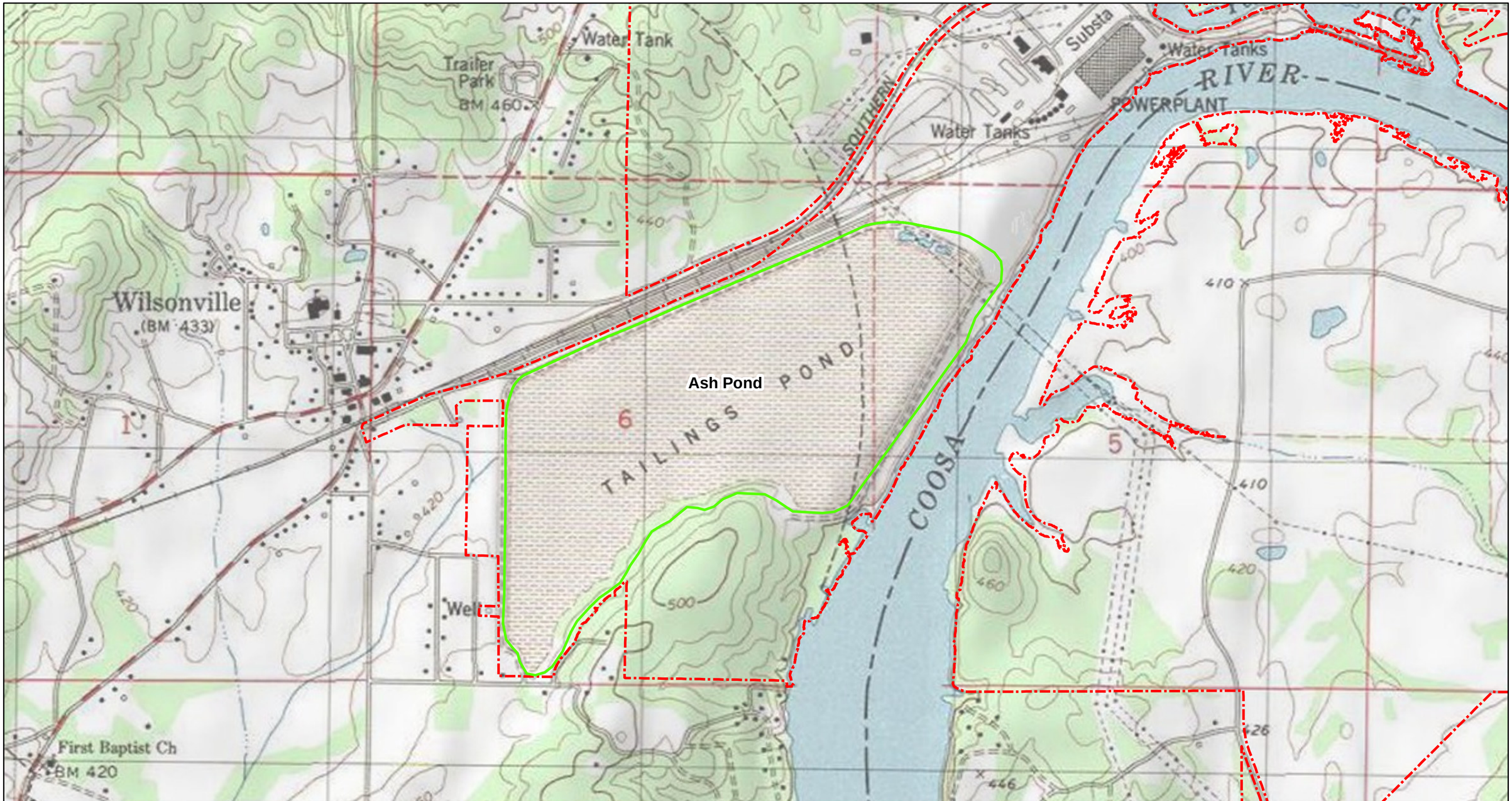

Legend

- Ash Pond Boundary
- Property Boundary (Approximate)

SCALE	1:12000
DATE	10/26/2020
DRAWN BY	KAR
CHECKED BY	GBD

DRAWING TITLE

SITE TOPOGRAPHIC MAP
PLANT GASTON ASH POND

FIGURE NO

FIGURE 2

Southern Company

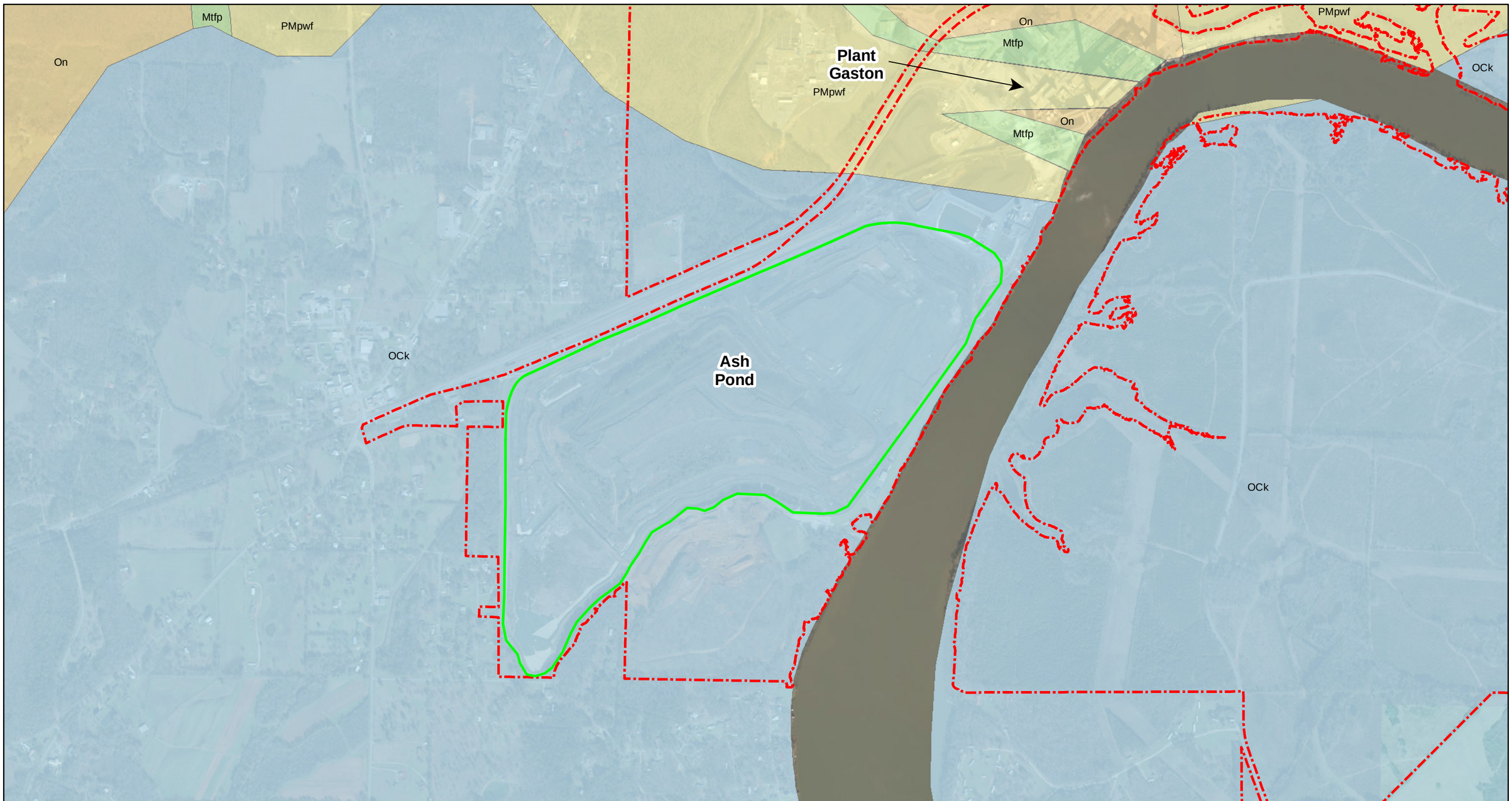

Legend

- Ash Pond Boundary
- Property Boundary (Approximate)

Geologic Units

- Knox Group undifferentiated (OCk)
- Newala Limestone (On)
- Parkwood Formation and Floyd Shale undifferentiated (PMpwf)
- Tuscumbia Limestone and Fort Payne Chert undifferentiated (Mtfp)

N

0 1,000 2,000 4,000 Feet

SCALE	1:12000
DATE	10/27/2020
DRAWN BY	KWR
CHECKED BY	GBD

DRAWING TITLE

SITE GEOLOGIC MAP
PLANT GASTON ASH POND

FIGURE NO

FIGURE 3

Southern Company

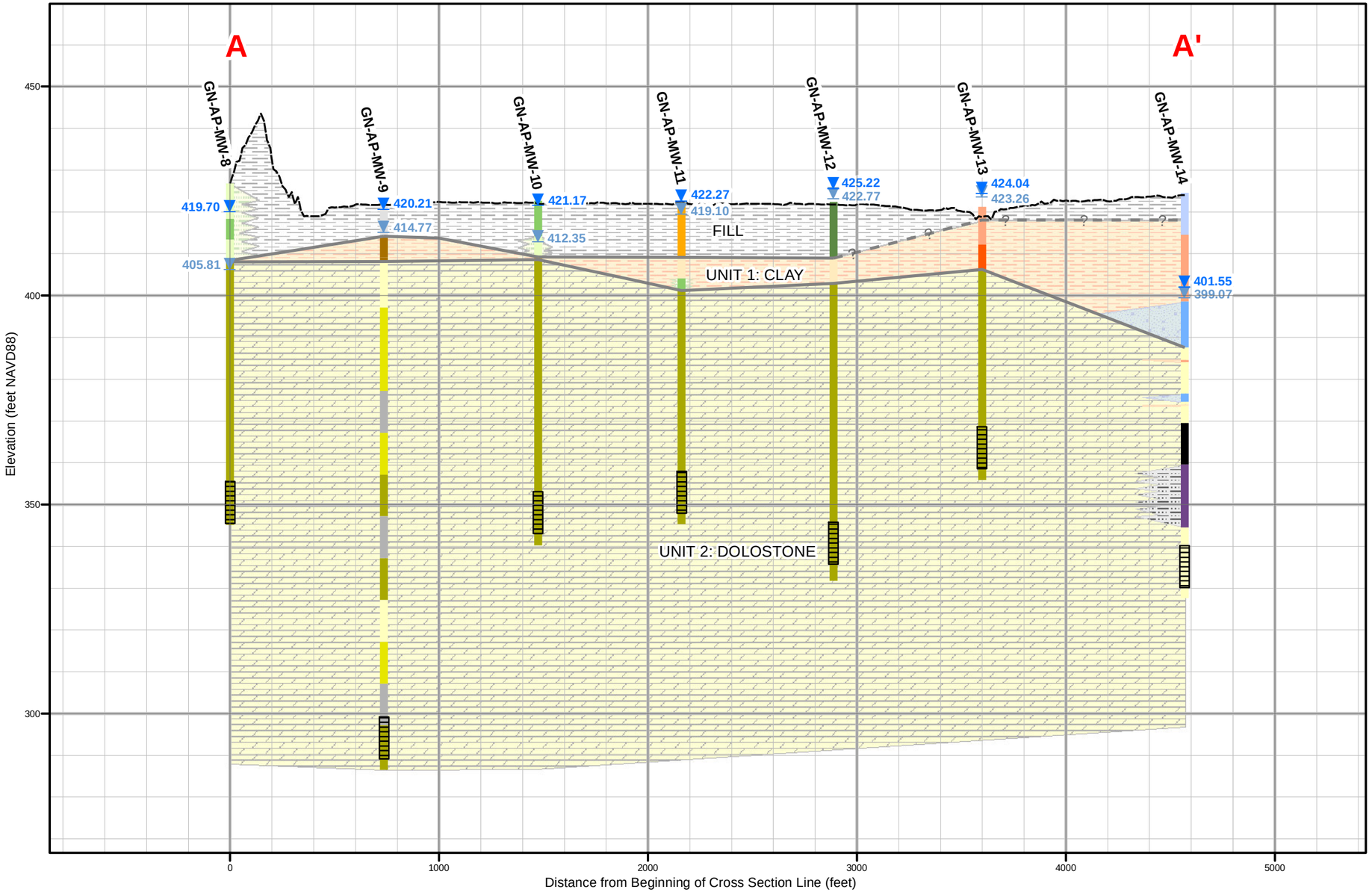

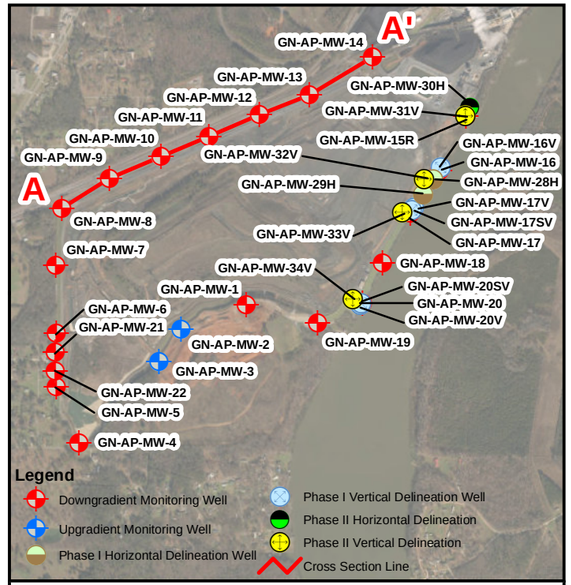

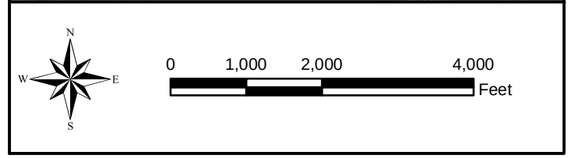

Notes: 1. Source of ground surface elevation data: Lidar
2. NAVD88 indicates North American Vertical Datum of 1988.
3. Maximum and minimum groundwater elevation data were derived from the highest and lowest groundwater elevation values measured during events spanning March 28, 2018 to October 22, 2019.
4. Vertical exaggeration = 20x.

Legend

- Maximum Groundwater Elevation
- Minimum Groundwater Elevation
- Screen Interval
- Ground Surface Elevation
- Unit Boundary
- Inferred Unit Boundary

Borehole Descriptions

- No Recovery
- Hydroexcavation
- Discontinuity
- Fill
- Fat Clay
- Lean Clay
- Silty Clay
- Gravelly Lean Clay
- Low Plastic Organic Silt or Clay
- Silt
- Sandy Silt
- Gravelly Elastic Silt
- Clayey Gravel
- Shale
- Limestone
- Dolomitic Limestone
- Dolostone

Geologic Units

- Fill
- Clays
- Silts
- Sands
- Gravels
- Shale
- Dolostone
- Discontinuity

SCALE	As Shown
DATE	9/21/2020
DRAWN BY	KWR
CHECKED BY	GBD

DRAWING TITLE

GEOLOGIC CROSS SECTION A - A'
PLANT GASTON ASH POND

FIGURE NO

FIGURE 4A

Southern Company

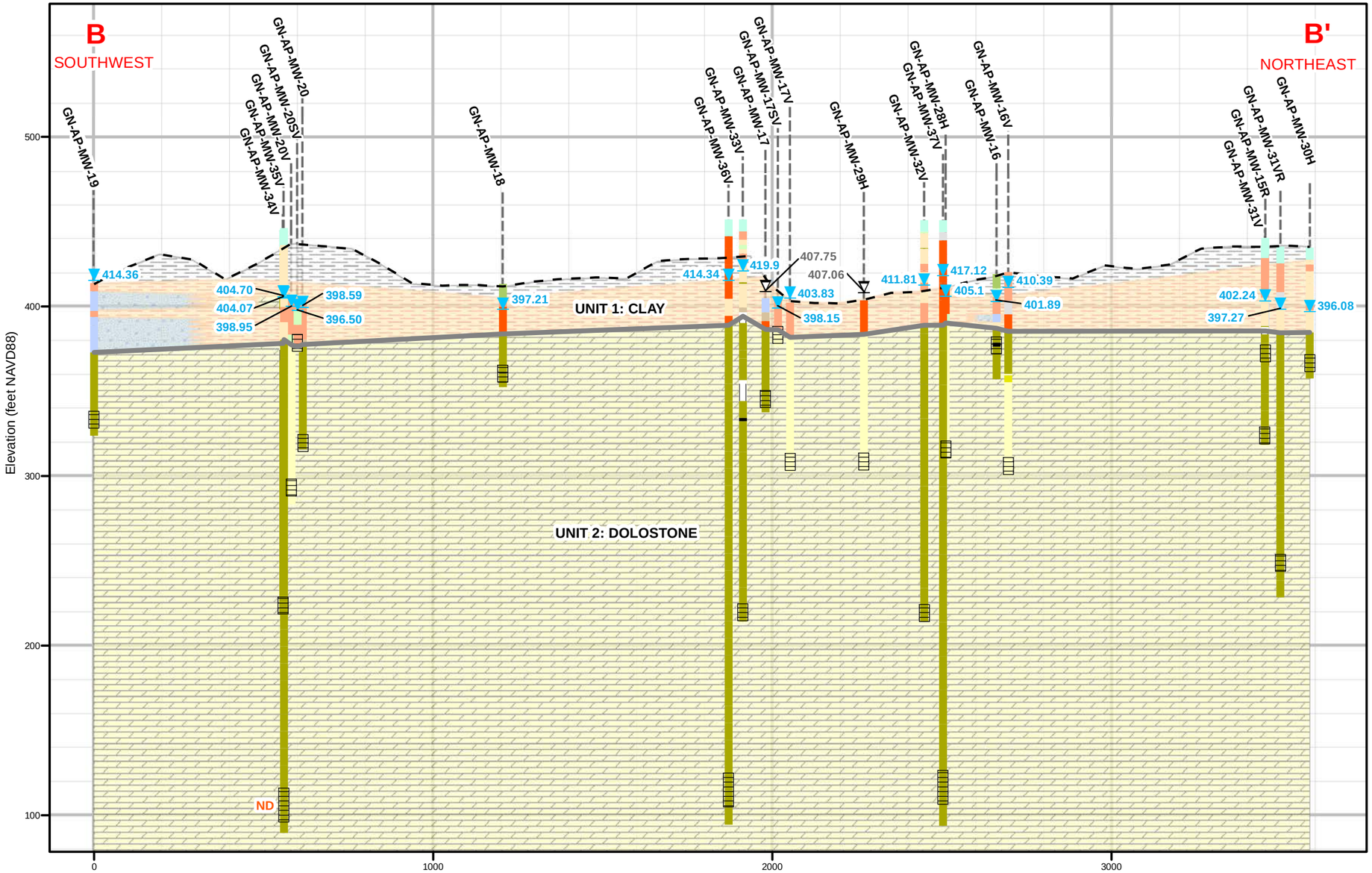

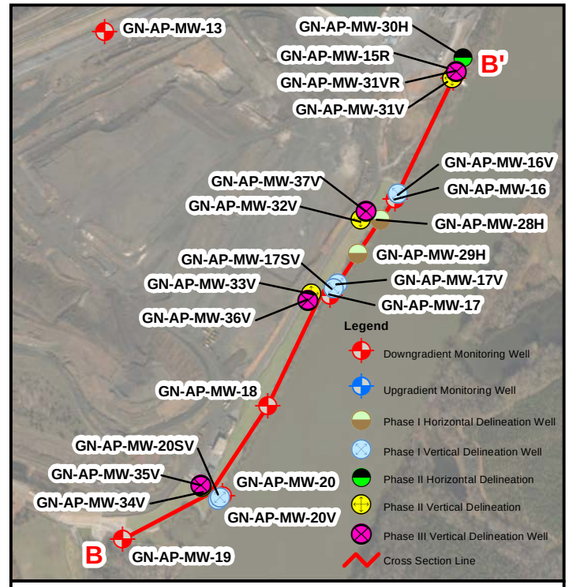

Notes: 1. Source of ground surface elevation data: Lidar
2. NAVD88 indicates North American Vertical Datum of 1988.
3. Groundwater elevations were measured on April 29, 2020.
4. Vertical exaggeration = 5x.

Legend

- 414.36 Groundwater Elevation
- 407.08 Artesian Well: Top of Casing Elevation
- Well Location
- Ground Surface Elevation
- Screen Interval

Borehole Description

- No Recovery
- Hydroexcavation
- Fill
- Rock Flour or Gypsum
- Topsoil
- Fat Clays
- Lean Clays
- Silty Clay
- Silt
- Clayey Sand
- Clayey Gravel
- Sandstone
- Limestone
- Partially Weathered Rock
- Dolostone
- Discontinuity

Geologic Units

- Fill
- Clays
- Bedrock Residuum Gravel with Clay
- Dolostone
- Discontinuity
- Unit Boundary

SCALE	AS SHOWN
DATE	9/21/2020
DRAWN BY	KWR
CHECKED BY	GBD

DRAWING TITLE

GEOLOGIC CROSS SECTION B - B'
PLANT GASTON ASH POND

FIGURE NO

FIGURE 4B

Southern Company

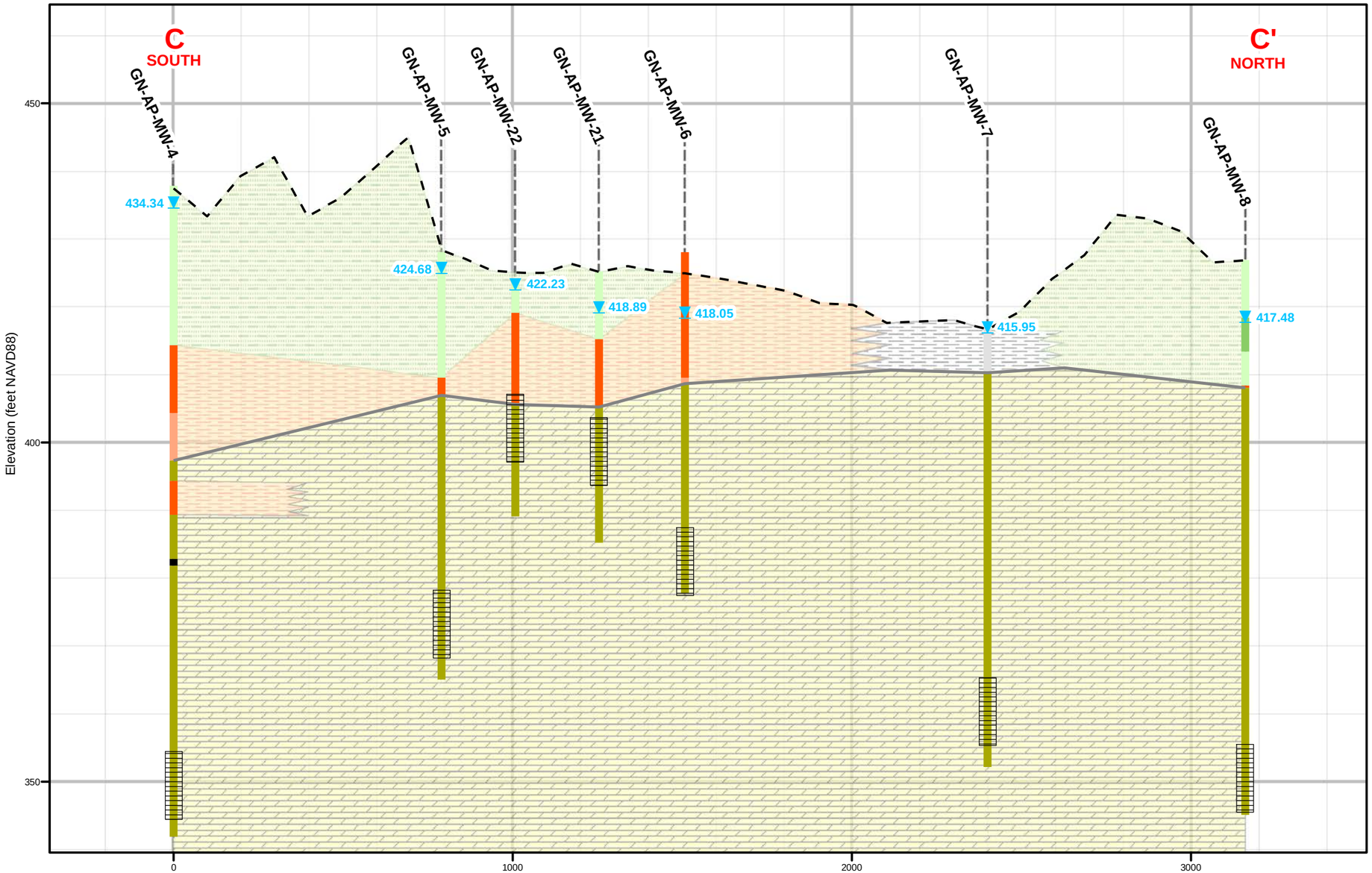

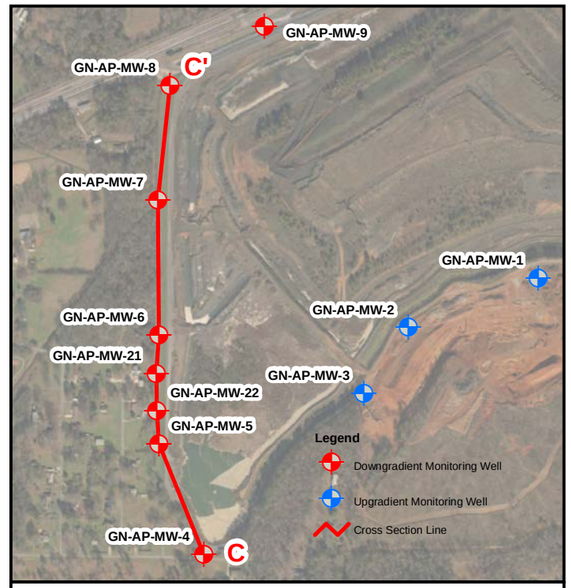

Notes: 1. Source of ground surface elevation data: Lidar
2. NAVD88 indicates North American Vertical Datum of 1988.
3. Groundwater elevation data were measured on April 29, 2020.
4. Vertical exaggeration = 20x.

Legend

- Groundwater Elevation (434.34)
- Well Location
- Ground Surface Elevation
- Screen Interval

Borehole Description

- Topsoil
- Lean Clay
- Silty Clay
- Silt
- Sandy Silt (0.251)
- Dolostone
- Discontinuity

Geologic Units

- Fill
- Clays
- Silts
- Dolostone
- Discontinuity
- Unit Boundary

SCALE	AS SHOWN
DATE	9/21/2020
DRAWN BY	KWR
CHECKED BY	GBD

DRAWING TITLE

GEOLOGIC CROSS SECTION C - C'
PLANT GASTON ASH POND

FIGURE NO

FIGURE 4C

Southern Company

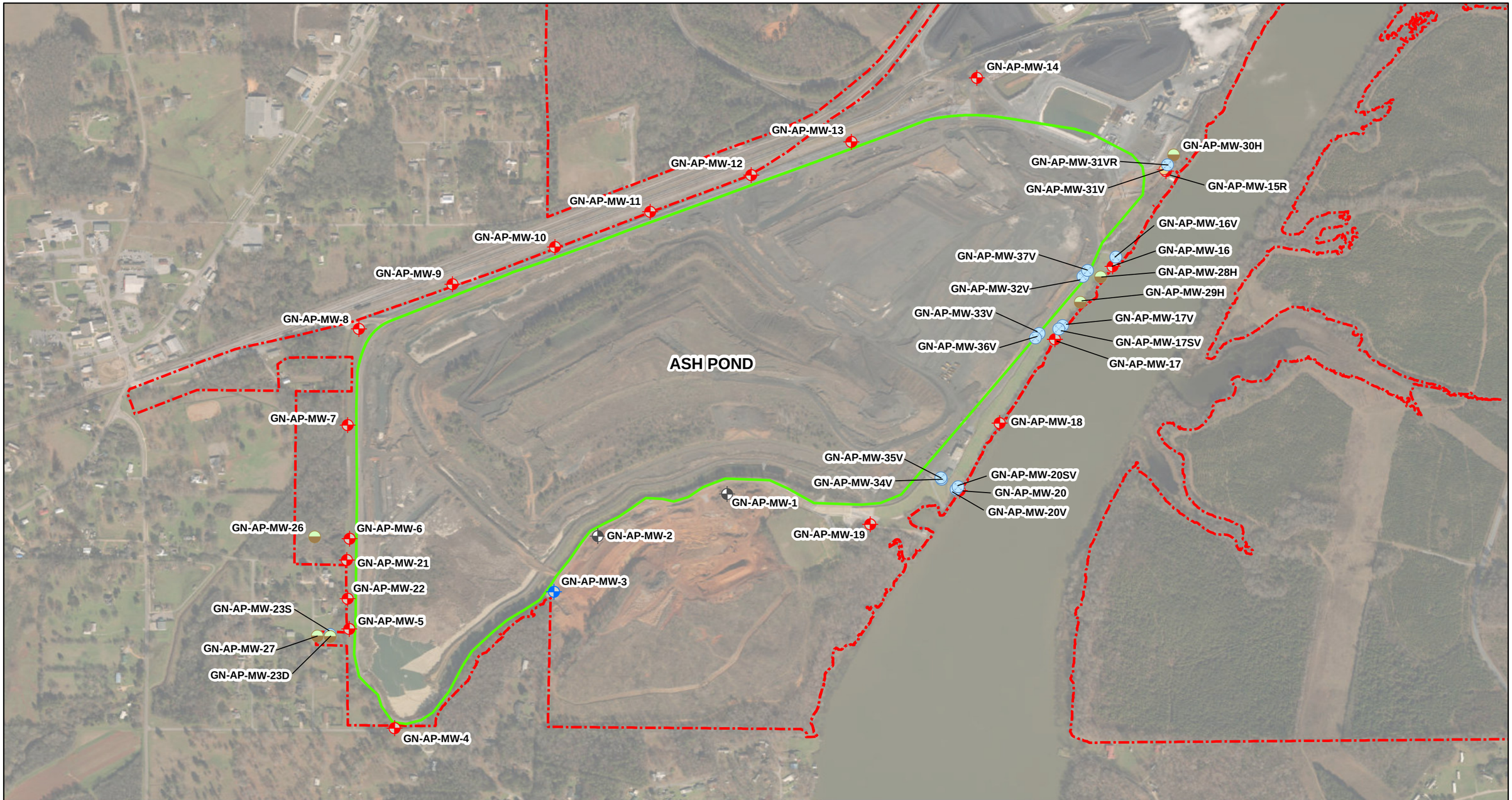

Legend

- Downgradient Monitoring Well
- Upgradient Monitoring Well
- Horizontal Delineation Well
- Vertical Delineation Well
- Piezometer
- Abandoned Monitoring Well
- Ash Pond Boundary
- Property Boundary (Approximate)

N

0 500 1,000 2,000 Feet

NOTE: Monitoring wells GN-AP-MW-1 and GN-AP-MW-2 were abandoned in October 2019 due to construction activities.

SCALE	1:9000
DATE	11/5/2020
DRAWN BY	KWR
CHECKED BY	GBD

DRAWING TITLE

MONITORING WELL LOCATION MAP
PLANT GASTON ASH POND

FIGURE NO **FIGURE 5**

Southern Company

Artesian Wells		
Well ID	Top of Casing Elevation (feet NAVD88)	Groundwater Elevation (feet NAVD88)
GN-AP-MW-12	425.22	> 425.22
GN-AP-MW-13	424.04	> 424.04
GN-AP-MW-17	407.75	> 407.75
GN-AP-MW-29H	407.06	> 407.06

Note: Above wells were not factored into potentiometric surface contours.

Legend

- Downgradient Monitoring Well
- Upgradient Monitoring Well
- Phase I Horizontal Delineation Well
- Phase I Vertical Delineation Well
- Phase II Horizontal Delineation Well
- Phase II Vertical Delineation Well
- Abandoned Monitoring Well
- Potentiometric Surface Contours (ft NAVD88)
- Approximate Groundwater Flow Direction
- Gaston_AP_DrainageDitch
- GN-AP-MW-3 Well ID
- 432.58 Groundwater Elevation

N

0 500 1,000 2,000 Feet

NOTE: NAVD88 indicates North American Vertical Datum of 1988.

SCALE	1:9000
DATE	7/23/2020
DRAWN BY	KWR
CHECKED BY	GBD

DRAWING TITLE

POTENTIOMETRIC SURFACE CONTOUR MAP FEBRUARY 17, 2020 PLANT GASTON ASH POND

FIGURE NO

FIGURE 6A

Southern Company

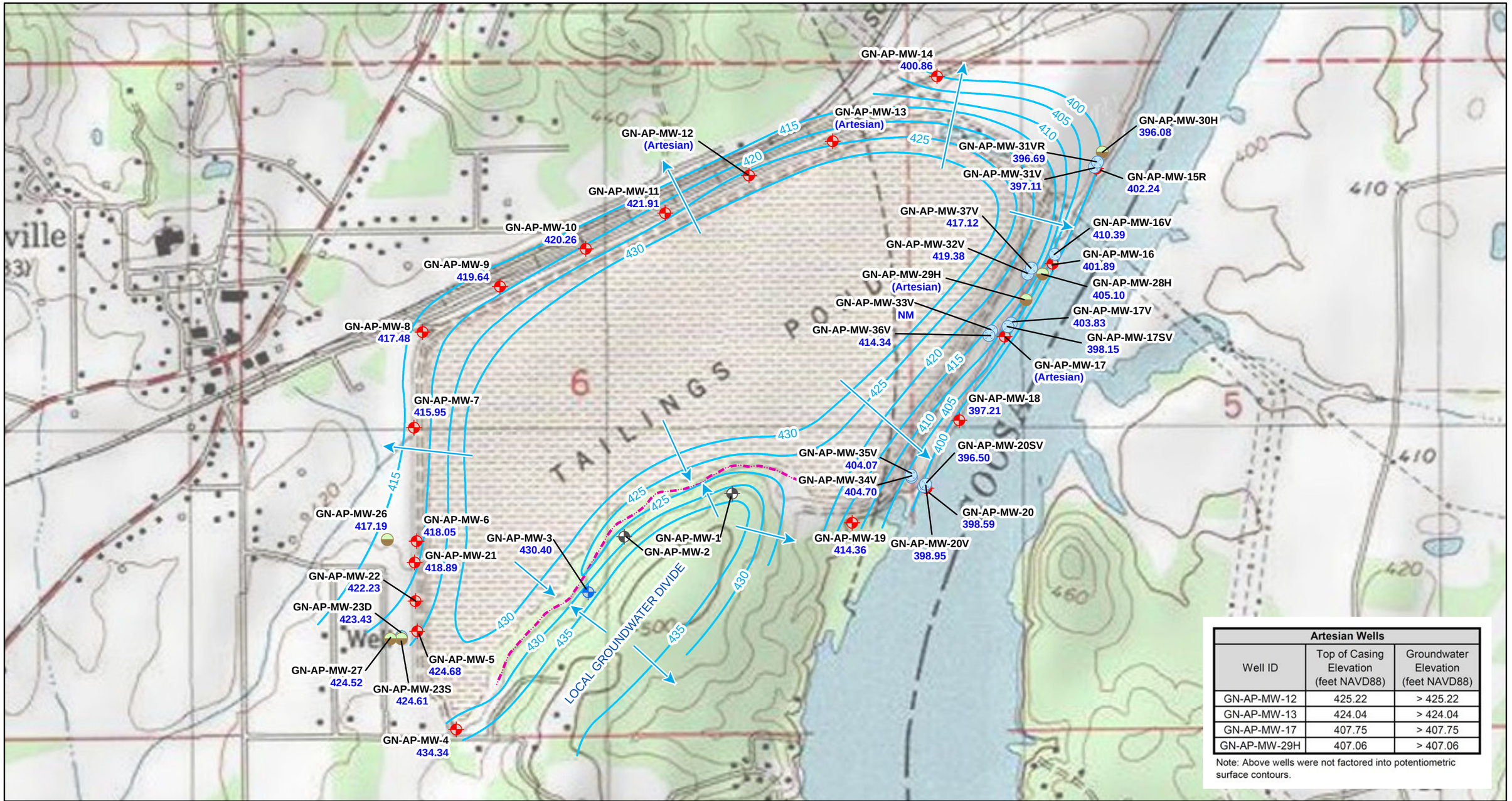

Artesian Wells		
Well ID	Top of Casing Elevation (feet NAVD88)	Groundwater Elevation (feet NAVD88)
GN-AP-MW-12	425.22	> 425.22
GN-AP-MW-13	424.04	> 424.04
GN-AP-MW-17	407.75	> 407.75
GN-AP-MW-29H	407.06	> 407.06

Note: Above wells were not factored into potentiometric surface contours.

Legend

- Downgradient Monitoring Well
- Upgradient Monitoring Well
- Horizontal Delineation Well
- Vertical Delineation Well
- Abandoned Monitoring Well
- Approximate Groundwater Flow Direction
- Potentiometric Surface Contours (ft NAVD88)
- Drainage Ditch

GN-AP-MW-3 Well ID
430.40 Groundwater Elevation

N

0 500 1,000 2,000 Feet

NOTES:
1. NAVD88 indicates North American Vertical Datum of 1988.
2. NM indicates not measured.

SCALE	1:9000
DATE	7/23/2020
DRAWN BY	KWR
CHECKED BY	GBD

DRAWING TITLE
POTENTIOMETRIC SURFACE CONTOUR MAP
APRIL 29, 2020
PLANT GASTON ASH POND

FIGURE NO
FIGURE 6B

Southern Company

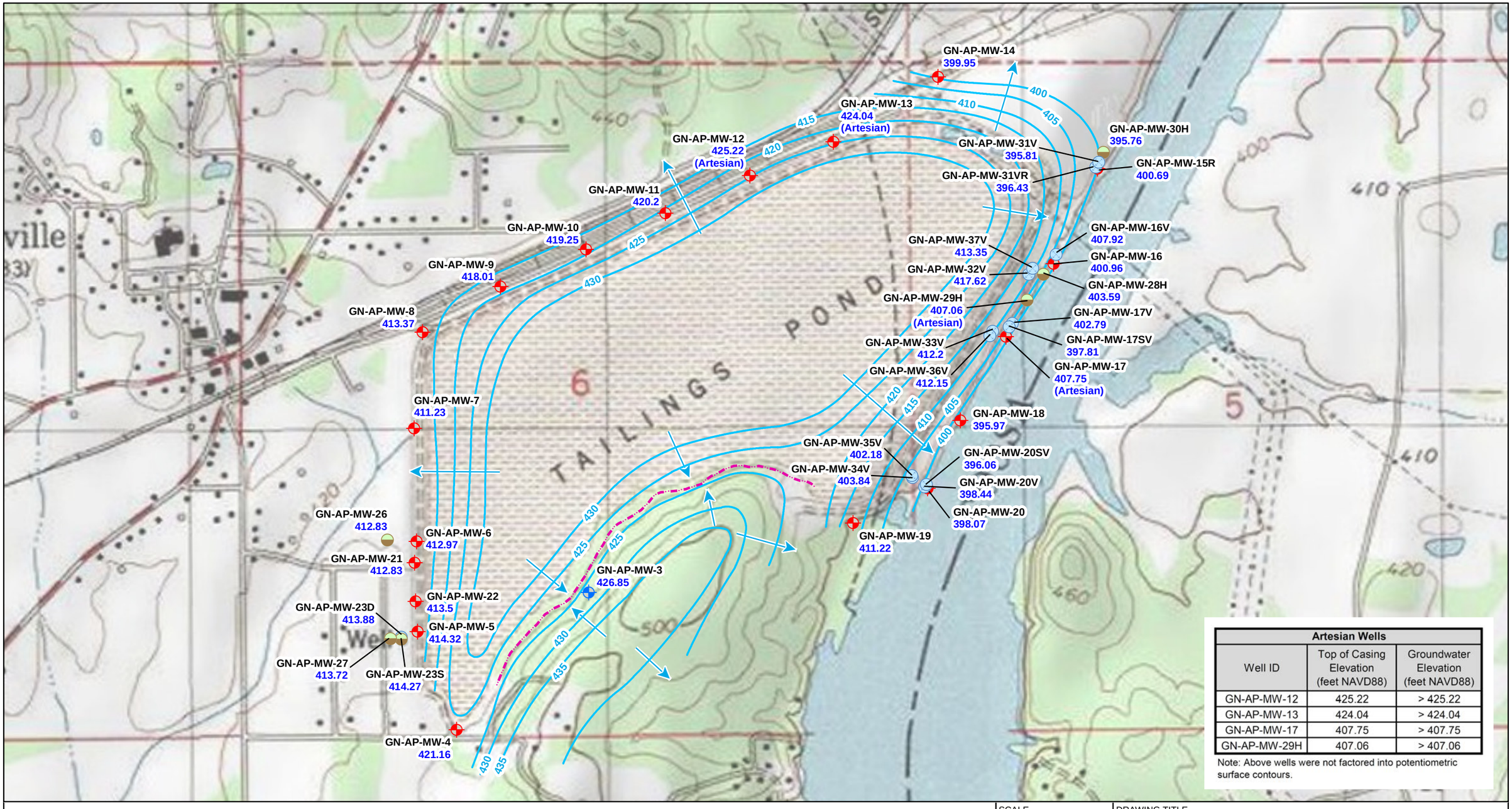

Artesian Wells		
Well ID	Top of Casing Elevation (feet NAVD88)	Groundwater Elevation (feet NAVD88)
GN-AP-MW-12	425.22	> 425.22
GN-AP-MW-13	424.04	> 424.04
GN-AP-MW-17	407.75	> 407.75
GN-AP-MW-29H	407.06	> 407.06

Note: Above wells were not factored into potentiometric surface contours.

Legend

- Downgradient Monitoring Well
- Upgradient Monitoring Well
- Horizontal Delineation Well
- Vertical Delineation Well
- Abandoned Monitoring Well
- Potentiometric Surface Contour (ft NAVD88)
- Approximate Groundwater Flow Direction
- Drainage Ditch

GN-AP-MW-3 Well ID
426.85 Groundwater Elevation

N

0 500 1,000 2,000 Feet

NOTE: NAVD88 indicates North American Vertical Datum of 1988.

SCALE	1:9000
DATE	10/26/2020
DRAWN BY	KWR
CHECKED BY	GBD

DRAWING TITLE

POTENTIOMETRIC SURFACE CONTOUR MAP
JULY 20, 2020
PLANT GASTON ASH POND

FIGURE NO

FIGURE 6C

Southern Company

Tables

Table 1.
Groundwater Monitoring Well Network Details

Well Name	Purpose	Installation Date	Northing [1]	Easting [1]	Ground Elevation [2]	Top of Casing Elevation [2]	Well Depth (ft.) Below Top of Casing	Top of Screen Elevation [2,4]	Bottom of Screen Elevation [2,4]	Screen Length (ft)
GN-AP-MW-1	Abandoned	12/3/2015	1176920.74	2283196.28	457.72	460.54	199.12	271.42	261.42	10
GN-AP-MW-2	Abandoned	10/7/2015	1176581.4	2282345.82	442.81	445.67	126.03	329.64	319.64	10
GN-AP-MW-3	Upgradient	9/30/2015	1176143.9	2282060.22	444.34	447.14	81.60	375.94	365.94	10
GN-AP-MW-4	Downgradient	11/6/2015	1175062.07	2281020.14	437.86	440.57	96.10	354.87	344.87	10
GN-AP-MW-5	Downgradient	9/17/2015	1177490.12	2284846.07	428.06	431.30	63.05	378.65	368.65	10
GN-AP-MW-6	Downgradient	9/21/2015	1177492.16	2284847.54	424.61	427.85	50.30	387.95	377.95	10
GN-AP-MW-7	Downgradient	9/23/2015	1177496.74	2284850.77	416.80	420.02	64.67	365.35	355.35	10
GN-AP-MW-8	Downgradient	10/14/2015	1177568.42	2284736.1	426.87	429.63	84.69	355.34	345.34	10
GN-AP-MW-9	Downgradient	11/12/2015	1178554.49	2281365.54	422.16	424.85	135.69	299.56	289.56	10
GN-AP-MW-10	Downgradient	9/4/2015	1178850.57	2282040.74	422.69	425.69	82.60	353.49	343.49	10
GN-AP-MW-11	Downgradient	10/9/2015	1179132.61	2282666.85	422.62	425.39	77.44	358.35	348.35	10
GN-AP-MW-12	Downgradient	9/9/2015	1179430.1	2283330.46	422.43	425.22	89.50	346.12	336.12	10
GN-AP-MW-13	Downgradient	9/1/2015	1179697.95	2283988.8	421.21	424.04	65.42	369.02	359.02	10
GN-AP-MW-14	Downgradient	12/10/2015	1180209.36	2284813.2	424.54	427.20	97.05	340.55	330.55	10
GN-AP-MW-15R	Downgradient	6/2/2016	1179719.07	2286000.59	440.35	442.60	67.46	385.54	375.54	10
GN-AP-MW-16	Downgradient	9/16/2015	1178734.93	2285724.01	419.08	422.30	50.35	382.35	372.35	10
GN-AP-MW-17	Downgradient	10/13/2015	1178159.49	2285347.91	404.86	407.75	67.42	350.73	340.73	10
GN-AP-MW-18	Downgradient	9/11/2015	1177498.2	2284989.04	413.22	416.13	60.89	365.64	355.64	10
GN-AP-MW-19	Downgradient	11/3/2015	1176692.67	2284143.51	413.75	416.16	91.90	334.66	324.66	10
GN-AP-MW-20	Downgradient	12/1/2015	1176964.09	2284730.29	403.89	406.65	88.30	328.75	318.75	10
GN-AP-MW-21	Downgradient	6/9/2016	1176379.27	2280690.66	425.25	428.25	38.50	400.15	390.15	10
GN-AP-MW-22	Downgradient	6/8/2016	1176073.13	2280698.61	424.11	427.11	34.10	403.41	393.41	10
GN-AP-MW-16V	Vertical Delineation	2/6/2019	996000.93	463789.77	420.26	422.88	123.30	309.98	299.98	10
GN-AP-MW-17V	Vertical Delineation	1/17/2019	995464.76	463435.39	402.25	405.25	102.00	313.65	303.65	10
GN-AP-MW-17SV	Vertical Delineation	12/5/2018	995437.67	463409.59	404.10	406.92	29.50	387.82	377.82	10
GN-AP-MW-20V	Vertical Delineation	1/10/2019	994184.94	462725.25	403.25	406.25	118.90	297.75	287.75	10
GN-AP-MW-20SV	Vertical Delineation	12/3/2018	994205.06	462738.17	403.07	405.78	32.98	383.20	373.20	10
GN-AP-MW-23D	Vertical Delineation	2016	1175793.072	2280585.617	425.94	428.69	147.36	291.73	281.73	10
GN-AP-MW-31V [3]	Vertical Delineation	43716	1179497.671	2286055.04	435.57	438.49	109.92	331.49	321.49	10
GN-AP-MW-31VR	Vertical Delineation	3/24/2020	1179536.816	2286079.709	435.28	438.65	194.37	253.78	243.78	10
GN-AP-MW-32V	Vertical Delineation	9/17/2019	1178654.021	2285527.369	451.07	453.77	243.25	220.92	210.92	10
GN-AP-MW-33V	Vertical Delineation	9/21/2019	178204.437	2285243.115	451.26	454.29	243.15	221.54	211.54	10
GN-AP-MW-34V	Vertical Delineation	9/3/2019	1177052.131	2284611.135	445.15	447.98	229.83	228.55	218.55	10
GN-AP-MW-35V	Vertical Delineation	3/31/2020	1177065.4	2284607.208	446.08	449.39	353.91	114.98	94.98	20
GN-AP-MW-36V	Vertical Delineation	3/14/2020	1178168.1	2285222.009	451.34	454.37	349.03	124.84	104.84	20
GN-AP-MW-37V	Vertical Delineation	2/19/2020	1178698.881	2285558.467	450.79	453.46	347.67	125.29	105.29	20
GN-AP-MW-23S	Horizontal Delineation	6/10/2016	1175777.038	2280585.826	426.15	429.15	27.68	411.87	401.87	10
GN-AP-MW-26	Horizontal Delineation	6/19/2016	1176559.013	2280476.078	422.45	425.51	31.36	404.55	394.55	10
GN-AP-MW-27	Horizontal Delineation	2016	1175780.137	2280500.379	428.35	FLUSH	24.52	404.23	394.23	10
GN-AP-MW-28H	Horizontal Delineation	2/1/2019	995847.38	463688.34	410.53	413.90	103.50	320.80	310.80	10
GN-AP-MW-29H	Horizontal Delineation	1/22/2019	995646.21	463554.45	403.56	407.06	103.50	313.96	303.96	10
GN-AP-MW-30H	Horizontal Delineation	9/6/2019	1179615.378	2286116.788	434.99	437.87	76.73	371.44	361.44	10

Notes:
1. Northing and easting are in feet relative to the State Plant Alabama West North America Datum of 1983.
2. Elevations are in feet relative to the North American Vertical Datum of 1988.
3. Vertical delineation well GN-AP-MW-31V is currently utilized for water levels only and has been replaced with GN-AP-MW-31VR
4. Top of screen and bottom of screen elevations are calculated relative to Top of Casing elevation and less the well sump length of 0.4’ or 0.5'.

Table 2.
Monitoring Parameters and Reporting Limits

Appendix III Parameters		
Parameter	**Analytical Method**	**Reporting Limit (mg/L) [1]**
Boron	EPA 200.7/200.8	0.05
Calcium	EPA 200.7/200.8	0.25
Chloride	EPA 300.0	2
Fluoride	EPA 300.0	0.1
pH	None	None
Sulfate	EPA 300.0	5
Total Dissolved Solids (TDS)	SM 2540C	5
Appendix IV Parameters		
Parameter	**Analytical Method**	**Reporting Limit (mg/L)**
Antimony	EPA 200.7/200.8	0.0025
Arsenic	EPA 200.7/200.8	0.00125
Barium	EPA 200.7/200.8	0.0025
Beryllium	EPA 200.7/200.8	0.0025
Cadmium	EPA 200.7/200.8	0.0025
Chromium	EPA 200.7/200.8	0.0025
Cobalt	EPA 200.7/200.8	0.0025
Fluoride	EPA 300.0	0.1
Lead	EPA 200.7/200.8	0.00125
Lithium	EPA 200.7/200.8	0.0025
Mercury	EPA 7470A	0.0002
Molybdenum	EPA 200.7/200.8	0.015
Selenium	EPA 200.7/200.8	0.00125
Thallium	EPA 200.7/200.8	0.0005
Radium 226 & 228 combined [2]	EPA 9315/9320	1 pCi/L

Notes:

1. mg/L - Milligrams per liter

2. Combined Radium 226 + 228 reported in pCi/L - Picocuries per liter

Table 3.
Groundwater Elevations Summary

Well Name	Top of Casing Elevation	Groundwater Elevation (ft)								
		3/28/2016	4/12/2016	5/16/2016	7/11/2016	9/12/2016	11/14/2016	2/27/2017	5/22/2017	6/19/2017
GN-AP-MW-1	460.54	432.03	432.34	431.33	430.58	430.48	429.35	431.57	431.52	432.42
GN-AP-MW-2	445.67	432.56	433.79	432.71	432.69	432.59	432.16	432.74	433.43	433.55
GN-AP-MW-3	447.14	431.94	433.27	432.11	429.73	432.14	431.81	432.17	433.04	433.2
GN-AP-MW-4	440.57	430.53	435.66	428.25	426.12	425.2	423.27	428.82	428.34	430.38
GN-AP-MW-5	431.30	421.08	425.56	419.52	417.43	417.26	416.08	420.74	419.54	421.89
GN-AP-MW-6	427.85	417.77	422.98	417.07	416.02	415.82	415.39	417.91	417.21	418.02
GN-AP-MW-7	420.02	415.16	416.66	414.16	410.16	409.45	407.55	415.11	413.72	415.21
GN-AP-MW-8	429.63	416.93	419.7	416.49	410.2	409.65	405.81	416.88	416.24	416.99
GN-AP-MW-9	424.85	419.49	420.21	419.25	417.27	416.92	414.77	419.49	419.47	419.65
GN-AP-MW-10	425.69	419.79	421.17	419.5	418.98	418.44	417.24	419.95	420.14	420.11
GN-AP-MW-11	425.39	420.7	422.27	420.24	419.63	419.52	419.1	421.01	420.62	421.21
GN-AP-MW-12	425.22	424.82	424.85	424.54	424.12	424.12	422.77	424.85	424.79	424.81
GN-AP-MW-13	424.04	423.76	--	423.84	423.74	423.79	423.26	423.89	423.75	423.71
GN-AP-MW-14	427.20	399.19	399.5	399.25	399.07	399.53	399.84	401.55	399.86	399.88
GN-AP-MW-15R	442.60	--	--	--	402.9	402.84	402.82	403.12	403.36	403.51
GN-AP-MW-16	422.30	402.65	403.22	402.6	402.75	402.53	402.38	402.81	402.83	402.99
GN-AP-MW-17	407.75	407.55	407.5	407.64	407.51	407.54	407.75	407.75	407.75	407.75
GN-AP-MW-18	416.13	395.92	396.37	395.86	396.12	395.85	395.89	395.88	395.8	395.88
GN-AP-MW-19	416.16	412.84	413.89	412.24	412.06	412.02	411.25	412.47	412.81	413.75
GN-AP-MW-20	406.65	398.36	398.95	398.4	398.4	398.14	397.79	398.28	398.11	398.21
GN-AP-MW-21	428.25	--	--	--	416.3	416.14	415.6	418.34	417.54	418.62
GN-AP-MW-22	427.11	--	--	--	416.7	416.55	415.59	419.65	418.52	420.59
GN-AP-MW-16V	422.88	--	--	--	--	--	--	--	--	--
GN-AP-MW-17V	405.25	--	--	--	--	--	--	--	--	--
GN-AP-MW-17SV	406.92	--	--	--	--	--	--	--	--	--
GN-AP-MW-20V	406.25	--	--	--	--	--	--	--	--	--
GN-AP-MW-20SV	405.78	--	--	--	--	--	--	--	--	--
GN-AP-PZ-23D	428.69	--	--	--	--	--	--	--	--	--
GN-AP-PZ-23S	429.15	--	--	--	--	--	--	--	--	--
GN-AP-MW-26	425.51	--	--	--	--	--	--	--	--	--
GN-AP-MW-27	428.35	--	--	--	--	--	--	--	--	--
GN-AP-MW-28H	413.90	--	--	--	--	--	--	--	--	--
GN-AP-MW-29H	407.06	--	--	--	--	--	--	--	--	--
GN-AP-MW-30H	437.87	--	--	--	--	--	--	--	--	--
GN-AP-MW-31V	438.49	--	--	--	--	--	--	--	--	--
GN-AP-MW-31VR	438.65	--	--	--	--	--	--	--	--	--
GN-AP-MW-32V	453.77	--	--	--	--	--	--	--	--	--
GN-AP-MW-33V	454.29	--	--	--	--	--	--	--	--	--
GN-AP-MW-34V	447.98	--	--	--	--	--	--	--	--	--
GN-AP-MW-35V	449.39	--	--	--	--	--	--	--	--	--
GN-AP-MW-36V	454.37	--	--	--	--	--	--	--	--	--
GN-AP-MW-37V	453.46	--	--	--	--	--	--	--	--	--

Notes:
1. ft. AMSL - feet above mean sea level
2. -- Not Measured

Table 3.
Groundwater Elevations Summary

Well Name	Top of Casing Elevation	Groundwater Elevation (ft)								
		8/14/2017	1/9/2018	4/16/2018	10/1/2018	4/1/2019	9/16/2019	2/17/2020	4/29/2020	7/20/2020
GN-AP-MW-1	460.54	432.63	431.16	432.58	431.3	432.14	428.36	--	--	--
GN-AP-MW-2	445.67	433.62	433.19	433.75	433.85	431.74	429.25	--	--	--
GN-AP-MW-3	447.14	433.25	432.93	433.29	433.73	430.71	428.11	432.58	430.40	426.85
GN-AP-MW-4	440.57	431.53	427.56	435.31	424.26	428.29	420.57	438.60	434.34	421.16
GN-AP-MW-5	431.30	423.55	419.9	425.45	419.16	419.87	413.86	426.28	424.68	414.32
GN-AP-MW-6	427.85	418.47	417.53	419.32	416.76	417.51	413.47	419.02	418.05	412.97
GN-AP-MW-7	420.02	415.14	414.44	416.34	412	415.41	407.47	416.58	415.95	411.23
GN-AP-MW-8	429.63	417.28	416.29	417.83	414.2	417.11	406.9	417.98	417.48	413.37
GN-AP-MW-9	424.85	419.45	419.4	420.19	418.58	419.52	415.75	419.84	419.64	418.01
GN-AP-MW-10	425.69	420.16	412.35	420.52	419.58	420.91	418.03	420.44	420.26	419.25
GN-AP-MW-11	425.39	421.48	419.94	422.21	420.37	422.06	419.35	422.02	421.91	420.2
GN-AP-MW-12	425.22	424.78	424.78	425.22	425.22	425.22	423.48	425.22	425.22	425.22
GN-AP-MW-13	424.04	424.04	423.69	424.04	424.04	424.04	424.04	424.04	424.04	424.04
GN-AP-MW-14	427.20	400.5	399.27	399.96	399.88	399.71	399.42	401.33	400.86	399.95
GN-AP-MW-15R	442.60	403.59	403.35	403.87	403.19	403.47	402.2	404.02	402.24	400.69
GN-AP-MW-16	422.30	403.2	403.41	403.99	403.3	402.93	402.2	404.01	401.89	400.96
GN-AP-MW-17	407.75	407.75	407.75	407.75	407.75	407.75	407.75	407.75	407.75	407.75
GN-AP-MW-18	416.13	395.96	396.08	396.43	395.86	396.19	395.96	398.18	397.21	395.97
GN-AP-MW-19	416.16	413.96	412.51	414.2	412.8	412.99	409.86	415.86	414.36	411.22
GN-AP-MW-20	406.65	398.21	398.4	398.83	398.06	398.57	397.99	400.20	398.59	398.07
GN-AP-MW-21	428.25	419.16	417.91	419.93	417.2	417.81	413.5	420.14	418.89	412.83
GN-AP-MW-22	427.11	421.65	418.89	423.34	418.13	418.91	413.36	423.61	422.23	413.5
GN-AP-MW-16V	422.88	--	--	--	--	415.81	413.41	413.48	410.39	407.92
GN-AP-MW-17V	405.25	--	--	--	--	404.95	405.25	404.95	403.83	402.79
GN-AP-MW-17SV	406.92	--	--	--	--	398.54	398.5	399.87	398.15	397.81
GN-AP-MW-20V	406.25	--	--	--	--	399.13	398.55	400.72	398.95	398.44
GN-AP-MW-20SV	405.78	--	--	--	--	396.32	396.02	398.23	396.50	396.06
GN-AP-PZ-23D	428.69	--	--	--	--	419.35	413.44	425.61	423.43	417.62
GN-AP-PZ-23S	429.15	--	--	--	--	419.92	413.85	426.02	424.61	--
GN-AP-MW-26	425.51	--	--	--	--	416.69	413.14	417.84	417.19	--
GN-AP-MW-27	428.35	--	--	--	--	419.95	413.86	426.43	424.52	413.88
GN-AP-MW-28H	413.90	--	--	--	--	408.28	406.7	407.70	405.10	414.27
GN-AP-MW-29H	407.06	--	--	--	--	406.82	407.06	407.06	407.06	412.83
GN-AP-MW-30H	437.87	--	--	--	--	--	--	398.29	396.08	413.72
GN-AP-MW-31V	438.49	--	--	--	--	--	--	398.17	397.11	403.59
GN-AP-MW-31VR	438.65	--	--	--	--	--	--	--	396.69	407.06
GN-AP-MW-32V	453.77	--	--	--	--	--	--	422.87	419.38	395.76
GN-AP-MW-33V	454.29	--	--	--	--	--	--	416.52	419.90	402.18
GN-AP-MW-34V	447.98	--	--	--	--	--	--	406.28	404.70	414.34
GN-AP-MW-35V	449.39	--	--	--	--	--	--	--	404.07	413.35
GN-AP-MW-36V	454.37	--	--	--	--	--	--	--	414.34	396.27
GN-AP-MW-37V	453.46	--	--	--	--	--	--	--	417.12	395.97

Notes:
1. ft. AMSL - feet above mean sea level
2. -- Not Measured

Table 4.
Relative Percent Difference Calculations

2020 1st Semi-Annual Monitoring Event				
Parameter	**Units**	**Monitoring Point Identification**		**Relative Percent Difference (RPD %)**
		GN-AP-MW-11	**GN-AP-MW-11 Dup**	
Boron	mg/L	0.221	0.218	1.4
Calcium	mg/L	41	39	5.0
Chloride	mg/L	6.66	6.52	2.1
Fluoride	mg/L	0.0546	0.0544	0.4
Sulfate	mg/L	45.2	44.3	2.0
TDS	mg/L	209	212	1.4
Barium	mg/L	0.0088	0.00873	0.8

Parameter	**Units**	**Monitoring Point Identification**		**Relative Percent Difference (RPD %)**
		GN-AP-MW-20V	**GN-AP-MW-20V Dup**	
Boron	mg/L	2.92	2.93	0.3
Calcium	mg/L	124	125	0.8
Chloride	mg/L	16.4	16.4	0.0
Fluoride	mg/L	0.0724	0.0616	16.1
Sulfate	mg/L	599	583	2.7
TDS	mg/L	802	828	3.2
Barium	mg/L	0.0239	0.0237	0.8
Lithium	mg/L	0.0421	0.0421	0.0
Molybdenum	mg/L	0.281	0.289	2.8

Parameter	**Units**	**Monitoring Point Identification**		**Relative Percent Difference (RPD %)**
		GN-AP-MW-27	**GN-AP-MW-27 Dup**	
Boron	mg/L	0.352	0.352	0.0
Calcium	mg/L	31.5	31.4	0.3
Chloride	mg/L	22.1	21.9	0.9
Fluoride	mg/L	0.0554	0.05	10.2
Sulfate	mg/L	26.5	26.7	0.8
TDS	mg/L	173	170	1.7
Barium	mg/L	0.0149	0.0152	2.0
Molybdenum	mg/L	0.00511	0.00513	0.4

Table 4.
Relative Percent Difference Calculations

2020 1st Semi-Annual Monitoring Event				
Parameter	**Units**	**Monitoring Point Identification**		**Relative Percent Difference (RPD %)**
		GN-AP-MW-28H	**GN-AP-MW-28H Dup**	
Boron	mg/L	0.789	0.782	0.9
Calcium	mg/L	42.6	43.1	1.2
Chloride	mg/L	16.9	17	0.6
Fluoride	mg/L	0.0778	0.0781	0.4
Sulfate	mg/L	134	131	2.3
TDS	mg/L	276	275	0.4
Arsenic	mg/L	0.00352	0.00372	5.5
Barium	mg/L	0.0304	0.0309	1.6
Lithium	mg/L	0.14	0.14	0.0
Molybdenum	mg/L	0.464	0.46	0.9

Parameter	**Units**	**Monitoring Point Identification**		**Relative Percent Difference (RPD %)**
		GN-AP-MW-31VR	**GN-AP-MW-31VR Dup**	
Boron	mg/L	0.204	0.205	0.5
Calcium	mg/L	56.5	59.1	4.5
Chloride	mg/L	25.4	25.3	0.4
Fluoride	mg/L	0.269	0.272	1.1
Sulfate	mg/L	93.9	95.4	1.6
TDS	mg/L	373	373	0.0
Arsenic	mg/L	0.00315	0.0031	1.6
Barium	mg/L	0.0364	0.0387	6.1
Molybdenum	mg/L	0.0456	0.0458	0.4

Table 4.
Relative Percent Difference Calculations

2020 2nd Semi-Annual Monitoring Event				
Parameter	**Units**	**Monitoring Point Identification**		**Relative Percent Difference (RPD %)**
		GN-AP-MW-20SV	**GN-AP-MW-20SV Dup**	
Boron	**mg/L**	2.64	2.63	0.4
Calcium	**mg/L**	132	130	1.5
Chloride	**mg/L**	23.1	23.3	0.9
Sulfate	**mg/L**	432	431	0.2
TDS	**mg/L**	744	754	1.3
Barium	**mg/L**	0.12	0.118	1.7
Molybdenum	**mg/L**	0.147	0.148	0.7

Parameter	**Units**	**Monitoring Point Identification**		**Relative Percent Difference (RPD %)**
		GN-AP-MW-17SV	**GN-AP-MW-17SV Dup**	
Boron	**mg/L**	2.4	2.43	1.2
Calcium	**mg/L**	87	87.1	0.1
Chloride	**mg/L**	27.9	28.3	1.4
Fluoride	**mg/L**	0.131	0.136	3.7
Sulfate	**mg/L**	276	285	3.2
TDS	**mg/L**	513	504	1.8
Barium	**mg/L**	0.0673	0.0651	3.3
Fluoride	**mg/L**	0.131	0.136	3.7
Lithium	**mg/L**	0.153	0.158	3.2
Molybdenum	**mg/L**	0.968	0.986	1.8

Table 4.
Relative Percent Difference Calculations

2020 2nd Semi-Annual Monitoring Event				
Parameter	**Units**	**Monitoring Point Identification**		**Relative Percent Difference (RPD %)**
		GN-AP-MW-21	**GN-AP-MW-21 Dup**	
Boron	**mg/L**	1.84	1.86	1.1
Calcium	**mg/L**	80.8	81.4	0.7
Chloride	**mg/L**	47	57.1	19.4
Sulfate	**mg/L**	177	188	6.0
TDS	**mg/L**	476	482	1.3
Barium	**mg/L**	0.0223	0.0234	4.8

Parameter	**Units**	**Monitoring Point Identification**		**Relative Percent Difference (RPD %)**
		GN-AP-MW-22	**GN-AP-MW-22 Dup**	
Boron	**mg/L**	1.97	1.99	1.0
Calcium	**mg/L**	92.3	90	2.5
Chloride	**mg/L**	66.1	62	6.4
Sulfate	**mg/L**	175	182	3.9
TDS	**mg/L**	500	487	2.6
Barium	**mg/L**	0.0406	0.0405	0.2
Molybdenum	**mg/L**	0.0677	0.0686	1.3

Table 5.
Summary of Background Levels and Groundwater Protection Standards

Analyte	Units	Background	GWPS
Antimony	mg/L	0.003	0.006
Arsenic	mg/L	0.005	0.01
Barium	mg/L	0.02633	2
Beryllium	mg/L	0.003	0.004
Cadmium	mg/L	0.001	0.005
Chromium	mg/L	0.01	0.1
Cobalt	mg/L	0.005	0.006
Combined Radium-226/228	pCi/L	3	5
Fluoride	mg/L	0.1	4
Lead	mg/L	0.005	0.015
Lithium	mg/L	0.02	0.04
Mercury	mg/L	0.0005	0.002
Molybdenum	mg/L	0.01	0.1
Selenium	mg/L	0.01	0.05
Thallium	mg/L	0.001	0.002

Notes:

1. mg/L - Milligrams per liter

2. pCi/L - Picocuries per liter

3. The background limits were used when determining the groundwater protection standard (GWPS) under 40 CFR §257.95(h) and ADEM Rule 335-13-15-.06(h).

Table 6.
First Semi-Annual Monitoring Event Analytical Summary

		Field Parameters				
WELL	**SAMPLE DATE**	**DO**	**ORP**	**Temperature**	**Conductivity**	**Turbidity**
UNITS		**mg/L**	**mv**	**C**	**uS/cm**	**NTU**
GN-AP-MW-3	**2/19/2020**	4.40	36.10	16.86	233.96	0.24
GN-AP-MW-4	**2/18/2020**	1.13	48.71	18.30	499.13	0.75
GN-AP-MW-5	**2/26/2020**	6.21	67.92	18.56	404.90	2.84
GN-AP-MW-6	**2/26/2020**	0.25	89.94	18.81	723.53	1.71
GN-AP-MW-7	**2/26/2020**	0.34	150.63	16.52	727.52	1.69
GN-AP-MW-8	**2/25/2020**	1.90	-119.19	18.26	442.10	2.44
GN-AP-MW-9	**2/17/2020**	0.11	-157.28	17.22	383.86	0.99
GN-AP-MW-10	**2/17/2020**	0.41	-54.41	19.62	328.96	0.49
GN-AP-MW-11	**2/17/2020**	2.62	68.79	19.30	353.99	0.62
GN-AP-MW-12	**2/18/2020**	0.15	-89.58	18.69	579.47	3.95
GN-AP-MW-13	**2/19/2020**	0.21	-87.67	16.64	390.51	1.38
GN-AP-MW-14	**2/19/2020**	0.34	-130.76	18.23	500.87	0.90
GN-AP-MW-15R	**2/25/2020**	0.81	-64.94	19.10	1055.41	0.68
GN-AP-MW-16	**2/25/2020**	0.16	-157.85	20.64	431.25	7.30
GN-AP-MW-17	**2/26/2020**	0.23	-57.69	18.73	774.17	0.31
GN-AP-MW-18	**2/25/2020**	0.13	15.80	19.19	884.68	0.78
GN-AP-MW-19	**2/18/2020**	0.35	-122.93	18.77	409.14	0.45
GN-AP-MW-20	**2/25/2020**	0.19	-71.14	18.70	1161.44	0.57
GN-AP-MW-21	**2/26/2020**	0.23	-89.75	18.97	812.85	1.07
GN-AP-MW-22	**2/26/2020**	0.11	10.26	18.8	804.52	1.15

Notes:

1. J value indicates the result is greater that or equal to the Method Detection Limit (MDL) and less that the Practical Quantitation Limit (PQL).

Values are displayed as less than the PQL with a J.

2. Non-Detect indicates the result was not detected above the MDL and is considered a non-detect.

3. U - Radium data is a combination of radium isotopes 226 and 228. When results are reported below the MDC (Minimum Detectable Concentration),

data is displayed with an accompanying U. The MDC varies depending upon the sample amount and elapsed time of the measurment.

4. TDS - Total Dissolved Solids

Table 6.
First Semi-Annual Monitoring Event Analytical Summary

		Field Parameters				
WELL	**SAMPLE DATE**	**DO**	**ORP**	**Temperature**	**Conductivity**	**Turbidity**
UNITS		**mg/L**	**mv**	**C**	**uS/cm**	**NTU**
GN-AP-MW-16V	**2/25/2020**	0.35	-85.57	19.59	444.45	0.72
GN-AP-MW-17SV	**2/26/2020**	0.13	-125.12	20.12	711.43	1.39
GN-AP-MW-17V	**2/26/2020**	1.82	-69.64	14.20	667.79	7.84
GN-AP-MW-20SV	**2/25/2020**	0.10	-117.76	19.61	926.83	9.11
GN-AP-MW-20V	**2/25/2020**	0.30	-211.60	18.57	1026.64	4.95
GN-AP-MW-23D	**2/19/2020**	0.44	-148.97	17.56	614.83	0.47
GN-AP-MW-23S	**2/19/2020**	1.63	10.85	16.88	547.92	1.12
GN-AP-MW-26	**2/19/2020**	2.27	139.62	15.72	572.72	0.36
GN-AP-MW-27	**2/25/2020**	7.06	181.54	19.30	291.95	1.68
GN-AP-MW-28H	**2/25/2020**	0.51	-157.37	20.54	422.96	9.87
GN-AP-MW-29H	**2/25/2020**	0.40	-167.98	20.04	510.31	0.60
GN-AP-MW-30H	**2/19/2020**	0.26	-121.31	18.57	821.34	1.39
GN-AP-MW-31VR	**4/29/2020**	0.93	-133.17	20.89	582.06	2.81
GN-AP-MW-32V	**2/26/2020**	0.65	-267.20	18.22	506.03	2.82
GN-AP-MW-33V	**2/25/2020**	0.94	-209.79	20.08	623.93	1.60
GN-AP-MW-34V	**2/19/2020**	0.62	-199.32	18.25	1125.82	1.54
GN-AP-MW-35V	**4/29/2020**	2.06	-80.65	20.66	406.69	5.33
GN-AP-MW-36V	**4/29/2020**	0.65	-170.24	20.32	1210.92	1.07
GN-AP-MW-37V	**4/29/2020**	0.64	-126.01	21.01	439.29	3.68

Notes:

1. J value indicates the result is greater that or equal to the Method Detection Limit (MDL) and less that the Practical Quantitation Limit (PQL).

Values are displayed as less than the PQL with a J.

2. Non-Detect indicates the result was not detected above the MDL and is considered a non-detect.

3. U - Radium data is a combination of radium isotopes 226 and 228. When results are reported below the MDC (Minimum Detectable Concentration),

data is displayed with an accompanying U. The MDC varies depending upon the sample amount and elapsed time of the measurment.

4. TDS - Total Dissolved Solids

Table 6.
First Semi-Annual Monitoring Event Analytical Summary

		APPENDIX III						
WELL	**SAMPLE DATE**	**Boron**	**Calcium**	**Chloride**	**Fluoride**	**pH**	**Sulfate**	**TDS**
UNITS		**mg/L**	**mg/L**	**mg/L**	**mg/L**	**SU**	**mg/L**	**mg/L**
GN-AP-MW-3	**2/19/2020**	Non-Detect	32.3	1.81	Non-Detect	7.8	3.73	149
GN-AP-MW-4	**2/18/2020**	0.281	55.8	19.6	0.0506(J)	7.34	21.4	274
GN-AP-MW-5	**2/26/2020**	0.84	46.8	17.5	0.0647(J)	7.47	39.8	228
GN-AP-MW-6	**2/26/2020**	2.94	83.1	69.7	Non-Detect	7.8	178	455
GN-AP-MW-7	**2/26/2020**	1.99	95.8	28	0.0523(J)	7.51	207	490
GN-AP-MW-8	**2/25/2020**	Non-Detect	54.7	3.81	0.0898(J)	7.39	3.89	252
GN-AP-MW-9	**2/17/2020**	Non-Detect	33.2	8.74	0.15	7.75	14.7	211
GN-AP-MW-10	**2/17/2020**	Non-Detect	39.7	2.61	0.051(J)	7.61	3.56	170
GN-AP-MW-11	**2/17/2020**	0.221	41	6.66	0.0546(J)	7.74	45.2	209
GN-AP-MW-12	**2/18/2020**	0.433	73.1	19.6	0.0571(J)	7.42	110	378
GN-AP-MW-13	**2/19/2020**	Non-Detect	46.7	5.02	0.06(J)	7.42	0.571(J)	206
GN-AP-MW-14	**2/19/2020**	Non-Detect	69.9	4.9	0.122	7.52	110	363
GN-AP-MW-15R	**2/25/2020**	3.13	120	138	0.0995(J)	7.64	326	674
GN-AP-MW-16	**2/25/2020**	1.39	50	17.7	0.133	8.38	161	284
GN-AP-MW-17	**2/26/2020**	3.24	102	27.7	0.189	9.61	351	561
GN-AP-MW-18	**2/25/2020**	1.38	119	12.2	0.0701(J)	6.89	210	578
GN-AP-MW-19	**2/18/2020**	Non-Detect	45.5	11.4	0.0557(J)	7.64	25.6	215
GN-AP-MW-20	**2/25/2020**	4.14	178	19	0.0566(J)	7.9	674	930
GN-AP-MW-21	**2/26/2020**	2.28	95.5	56.3	0.0804(J)	7.43	199	490
GN-AP-MW-22	**2/26/2020**	2.15	95.9	62.2	0.0687(J)	7.33	196	497

Notes:

1. J value indicates the result is greater that or equal to the Method Detection Limit (MDL) and less that the Practical Quantitation Limit (PQL).

Values are displayed as less than the PQL with a J.

2. Non-Detect indicates the result was not detected above the MDL and is considered a non-detect.

3. U - Radium data is a combination of radium isotopes 226 and 228. When results are reported below the MDC (Minimum Detectable Concentration),

data is displayed with an accompanying U. The MDC varies depending upon the sample amount and elapsed time of the measurment.

4. TDS - Total Dissolved Solids

Table 6.
First Semi-Annual Monitoring Event Analytical Summary

		APPENDIX III						
WELL	**SAMPLE DATE**	**Boron**	**Calcium**	**Chloride**	**Fluoride**	**pH**	**Sulfate**	**TDS**
UNITS		**mg/L**	**mg/L**	**mg/L**	**mg/L**	**SU**	**mg/L**	**mg/L**
GN-AP-MW-16V	**2/25/2020**	1.4	38.8	25.1	0.0992(J)	8.61	146	288
GN-AP-MW-17SV	**2/26/2020**	2.55	87.1	28.8	0.124	7.55	302	495
GN-AP-MW-17V	**2/26/2020**	2.22	66.6	27.2	0.101	8.84	288	467
GN-AP-MW-20SV	**2/25/2020**	2.27	123	17.8	0.0976(J)	7.16	470	708
GN-AP-MW-20V	**2/25/2020**	2.92	124	16.4	0.0724(J)	8.31	599	802
GN-AP-MW-23D	**2/19/2020**	1.54	61.5	64	Non-Detect	7.92	119	436
GN-AP-MW-23S	**2/19/2020**	1.2	73.5	42	0.0647(J)	7.36	69.4	357
GN-AP-MW-26	**2/19/2020**	1.34	73.7	43.2	Non-Detect	7.54	143	423
GN-AP-MW-27	**2/25/2020**	0.352	31.5	22.1	0.0554(J)	6.7	26.5	173
GN-AP-MW-28H	**2/25/2020**	0.789	42.6	16.9	0.0778(J)	8.32	134	276
GN-AP-MW-29H	**2/25/2020**	1.21	46.8	25.5	0.0683(J)	8.48	177	330
GN-AP-MW-30H	**2/19/2020**	0.0595(J)	83.8	31.5	0.236	7.22	43.2	463
GN-AP-MW-31VR	**4/29/2020**	0.204	56.5	25.4	0.269	7.68	93.9	373
GN-AP-MW-32V	**2/26/2020**	0.446	43.5	20.1	0.143	8.01	119	315
GN-AP-MW-33V	**2/25/2020**	0.337	56.6	29.2	0.235	7.72	55.5	353
GN-AP-MW-34V	**2/19/2020**	2.82	124	17.5	0.13	8.09	492	802
GN-AP-MW-35V	**4/29/2020**	0.184	50	5.78	0.141	7.71	39	227
GN-AP-MW-36V	**4/29/2020**	0.182	39.1	145	0.397	8.05	214	742
GN-AP-MW-37V	**4/29/2020**	0.317	44.9	12.9	0.164	7.94	99.9	273

Notes:

1. J value indicates the result is greater that or equal to the Method Detection Limit (MDL) and less that the Practical Quantitation Limit (PQL).

Values are displayed as less than the PQL with a J.

2. Non-Detect indicates the result was not detected above the MDL and is considered a non-detect.

3. U - Radium data is a combination of radium isotopes 226 and 228. When results are reported below the MDC (Minimum Detectable Concentration),

data is displayed with an accompanying U. The MDC varies depending upon the sample amount and elapsed time of the measurment.

4. TDS - Total Dissolved Solids

Table 6.
First Semi-Annual Monitoring Event Analytical Summary

		APPENDIX IV						
WELL	**SAMPLE DATE**	**Antimony**	**Arsenic**	**Barium**	**Beryllium**	**Cadmium**	**Chromium**	**Cobalt**
UNITS		**mg/L**	**mg/L**	**mg/L**	**mg/L**	**mg/L**	**mg/L**	**mg/L**
GN-AP-MW-3	**2/19/2020**	Non-Detect	Non-Detect	0.00697(J)	Non-Detect	Non-Detect	Non-Detect	Non-Detect
GN-AP-MW-4	**2/18/2020**	Non-Detect	Non-Detect	0.0185	Non-Detect	Non-Detect	Non-Detect	Non-Detect
GN-AP-MW-5	**2/26/2020**	Non-Detect	Non-Detect	0.0231	Non-Detect	Non-Detect	Non-Detect	Non-Detect
GN-AP-MW-6	**2/26/2020**	Non-Detect	Non-Detect	0.0254	Non-Detect	Non-Detect	Non-Detect	Non-Detect
GN-AP-MW-7	**2/26/2020**	Non-Detect	Non-Detect	0.0261	Non-Detect	Non-Detect	Non-Detect	Non-Detect
GN-AP-MW-8	**2/25/2020**	Non-Detect	Non-Detect	0.0168	Non-Detect	Non-Detect	Non-Detect	Non-Detect
GN-AP-MW-9	**2/17/2020**	Non-Detect	0.00246(J)	0.109	Non-Detect	Non-Detect	Non-Detect	Non-Detect
GN-AP-MW-10	**2/17/2020**	Non-Detect	Non-Detect	0.0127	Non-Detect	Non-Detect	Non-Detect	Non-Detect
GN-AP-MW-11	**2/17/2020**	Non-Detect	Non-Detect	0.0088(J)	Non-Detect	Non-Detect	Non-Detect	Non-Detect
GN-AP-MW-12	**2/18/2020**	Non-Detect	0.00269(J)	0.0726	Non-Detect	Non-Detect	Non-Detect	Non-Detect
GN-AP-MW-13	**2/19/2020**	Non-Detect	Non-Detect	0.0381	Non-Detect	Non-Detect	Non-Detect	Non-Detect
GN-AP-MW-14	**2/19/2020**	Non-Detect	Non-Detect	0.0653	Non-Detect	Non-Detect	Non-Detect	Non-Detect
GN-AP-MW-15R	**2/25/2020**	Non-Detect	0.00129(J)	0.0693	Non-Detect	Non-Detect	Non-Detect	Non-Detect
GN-AP-MW-16	**2/25/2020**	Non-Detect	0.00495(J)	0.0353	Non-Detect	Non-Detect	Non-Detect	Non-Detect
GN-AP-MW-17	**2/26/2020**	Non-Detect	0.011	0.105	Non-Detect	Non-Detect	Non-Detect	Non-Detect
GN-AP-MW-18	**2/25/2020**	Non-Detect	0.00265(J)	0.0474	Non-Detect	Non-Detect	Non-Detect	Non-Detect
GN-AP-MW-19	**2/18/2020**	Non-Detect	0.00196(J)	0.0163	Non-Detect	Non-Detect	Non-Detect	Non-Detect
GN-AP-MW-20	**2/25/2020**	Non-Detect	0.0043(J)	0.0595	Non-Detect	Non-Detect	Non-Detect	Non-Detect
GN-AP-MW-21	**2/26/2020**	Non-Detect	0.00116(J)	0.0339	Non-Detect	Non-Detect	Non-Detect	Non-Detect
GN-AP-MW-22	**2/26/2020**	Non-Detect	Non-Detect	0.0439	Non-Detect	Non-Detect	Non-Detect	Non-Detect

Notes:

1. J value indicates the result is greater that or equal to the Method Detection Limit (MDL) and less that the Practical Quantitation Limit (PQL).

Values are displayed as less than the PQL with a J.

2. Non-Detect indicates the result was not detected above the MDL and is considered a non-detect.

3. U - Radium data is a combination of radium isotopes 226 and 228. When results are reported below the MDC (Minimum Detectable Concentration),

data is displayed with an accompanying U. The MDC varies depending upon the sample amount and elapsed time of the measurment.

4. TDS - Total Dissolved Solids

Table 6.
First Semi-Annual Monitoring Event Analytical Summary

		APPENDIX IV						
WELL	**SAMPLE DATE**	**Antimony**	**Arsenic**	**Barium**	**Beryllium**	**Cadmium**	**Chromium**	**Cobalt**
UNITS		**mg/L**	**mg/L**	**mg/L**	**mg/L**	**mg/L**	**mg/L**	**mg/L**
GN-AP-MW-16V	**2/25/2020**	Non-Detect	0.00105(J)	0.0507	Non-Detect	Non-Detect	Non-Detect	Non-Detect
GN-AP-MW-17SV	**2/26/2020**	Non-Detect	0.00199(J)	0.066	Non-Detect	Non-Detect	Non-Detect	0.00265(J)
GN-AP-MW-17V	**2/26/2020**	Non-Detect	0.00123(J)	0.0547	Non-Detect	Non-Detect	Non-Detect	Non-Detect
GN-AP-MW-20SV	**2/25/2020**	Non-Detect	0.00243(J)	0.0912	Non-Detect	Non-Detect	Non-Detect	Non-Detect
GN-AP-MW-20V	**2/25/2020**	Non-Detect	Non-Detect	0.0239	Non-Detect	Non-Detect	Non-Detect	Non-Detect
GN-AP-MW-23D	**2/19/2020**	Non-Detect	Non-Detect	0.052	Non-Detect	Non-Detect	Non-Detect	Non-Detect
GN-AP-MW-23S	**2/19/2020**	Non-Detect	Non-Detect	0.0443	Non-Detect	Non-Detect	Non-Detect	Non-Detect
GN-AP-MW-26	**2/19/2020**	Non-Detect	Non-Detect	0.0166	Non-Detect	Non-Detect	Non-Detect	Non-Detect
GN-AP-MW-27	**2/25/2020**	Non-Detect	Non-Detect	0.0149	Non-Detect	Non-Detect	Non-Detect	Non-Detect
GN-AP-MW-28H	**2/25/2020**	Non-Detect	0.00352(J)	0.0304	Non-Detect	Non-Detect	Non-Detect	Non-Detect
GN-AP-MW-29H	**2/25/2020**	Non-Detect	0.00235(J)	0.0581	Non-Detect	Non-Detect	Non-Detect	Non-Detect
GN-AP-MW-30H	**2/19/2020**	Non-Detect	0.00651	0.109	Non-Detect	Non-Detect	Non-Detect	Non-Detect
GN-AP-MW-31VR	**4/29/2020**	Non-Detect	0.00315(J)	0.0364	Non-Detect	Non-Detect	Non-Detect	Non-Detect
GN-AP-MW-32V	**2/26/2020**	Non-Detect	0.00438(J)	0.0489	Non-Detect	Non-Detect	Non-Detect	Non-Detect
GN-AP-MW-33V	**2/25/2020**	Non-Detect	0.00476(J)	0.0549	Non-Detect	Non-Detect	Non-Detect	Non-Detect
GN-AP-MW-34V	**2/19/2020**	Non-Detect	0.00393(J)	0.0576	Non-Detect	Non-Detect	Non-Detect	Non-Detect
GN-AP-MW-35V	**4/29/2020**	Non-Detect	Non-Detect	0.0163	Non-Detect	Non-Detect	Non-Detect	Non-Detect
GN-AP-MW-36V	**4/29/2020**	Non-Detect	0.00178(J)	0.0831	Non-Detect	Non-Detect	Non-Detect	Non-Detect
GN-AP-MW-37V	**4/29/2020**	Non-Detect	0.0042(J)	0.0336	Non-Detect	Non-Detect	Non-Detect	Non-Detect

Notes:

1. J value indicates the result is greater that or equal to the Method Detection Limit (MDL) and less that the Practical Quantitation Limit (PQL).

Values are displayed as less than the PQL with a J.

2. Non-Detect indicates the result was not detected above the MDL and is considered a non-detect.

3. U - Radium data is a combination of radium isotopes 226 and 228. When results are reported below the MDC (Minimum Detectable Concentration),

data is displayed with an accompanying U. The MDC varies depending upon the sample amount and elapsed time of the measurment.

4. TDS - Total Dissolved Solids

Table 6.
First Semi-Annual Monitoring Event Analytical Summary

		APPENDIX IV							
WELL	**SAMPLE DATE**	**Combined Radium 226 + 228**	**Fluoride**	**Lead**	**Lithium**	**Mercury**	**Molybdenum**	**Selenium**	**Thallium**
UNITS		**pCi/L**	**mg/L**	**mg/L**	**mg/L**	**mg/L**	**mg/L**	**mg/L**	**mg/L**
GN-AP-MW-3	**2/19/2020**	0.418(U)	Non-Detect	Non-Detect	Non-Detect	Non-Detect	0.00575(J)	Non-Detect	Non-Detect
GN-AP-MW-4	**2/18/2020**	0.231(U)	0.0506(J)	Non-Detect	Non-Detect	Non-Detect	Non-Detect	Non-Detect	Non-Detect
GN-AP-MW-5	**2/26/2020**	0.661	0.0647(J)	Non-Detect	Non-Detect	Non-Detect	0.0546	Non-Detect	Non-Detect
GN-AP-MW-6	**2/26/2020**	0.746	Non-Detect	Non-Detect	Non-Detect	Non-Detect	0.0157	Non-Detect	Non-Detect
GN-AP-MW-7	**2/26/2020**	0.512(U)	0.0523(J)	Non-Detect	Non-Detect	Non-Detect	Non-Detect	Non-Detect	Non-Detect
GN-AP-MW-8	**2/25/2020**	0.362(U)	0.0898(J)	Non-Detect	Non-Detect	Non-Detect	Non-Detect	Non-Detect	Non-Detect
GN-AP-MW-9	**2/17/2020**	0.38(U)	0.15	Non-Detect	Non-Detect	Non-Detect	Non-Detect	Non-Detect	Non-Detect
GN-AP-MW-10	**2/17/2020**	0.379(U)	0.051(J)	Non-Detect	Non-Detect	Non-Detect	Non-Detect	Non-Detect	Non-Detect
GN-AP-MW-11	**2/17/2020**	0.568	0.0546(J)	Non-Detect	Non-Detect	Non-Detect	Non-Detect	Non-Detect	Non-Detect
GN-AP-MW-12	**2/18/2020**	1.34	0.0571(J)	Non-Detect	Non-Detect	Non-Detect	Non-Detect	Non-Detect	Non-Detect
GN-AP-MW-13	**2/19/2020**	0.702	0.06(J)	Non-Detect	Non-Detect	Non-Detect	Non-Detect	Non-Detect	Non-Detect
GN-AP-MW-14	**2/19/2020**	0.404(U)	0.122	Non-Detect	Non-Detect	Non-Detect	Non-Detect	Non-Detect	Non-Detect
GN-AP-MW-15R	**2/25/2020**	0.669	0.0995(J)	Non-Detect	0.0848	Non-Detect	0.209	Non-Detect	Non-Detect
GN-AP-MW-16	**2/25/2020**	2.99	0.133	Non-Detect	0.0951	Non-Detect	0.343	Non-Detect	Non-Detect
GN-AP-MW-17	**2/26/2020**	1.35	0.189	Non-Detect	0.752	Non-Detect	2.83	Non-Detect	Non-Detect
GN-AP-MW-18	**2/25/2020**	1.13	0.0701(J)	Non-Detect	0.0465	Non-Detect	0.0228	Non-Detect	0.000426(J)
GN-AP-MW-19	**2/18/2020**	0.779	0.0557(J)	Non-Detect	Non-Detect	Non-Detect	0.0129	Non-Detect	Non-Detect
GN-AP-MW-20	**2/25/2020**	12.9	0.0566(J)	Non-Detect	0.137	Non-Detect	0.813	Non-Detect	Non-Detect
GN-AP-MW-21	**2/26/2020**	0.032(U)	0.0804(J)	Non-Detect	Non-Detect	Non-Detect	0.0139	Non-Detect	Non-Detect
GN-AP-MW-22	**2/26/2020**	0.693	0.0687(J)	Non-Detect	Non-Detect	Non-Detect	0.0691	Non-Detect	Non-Detect

Notes:

1. J value indicates the result is greater that or equal to the Method Detection Limit (MDL) and less that the Practical Quantitation Limit (PQL).

Values are displayed as less than the PQL with a J.

2. Non-Detect indicates the result was not detected above the MDL and is considered a non-detect.

3. U - Radium data is a combination of radium isotopes 226 and 228. When results are reported below the MDC (Minimum Detectable Concentration),

data is displayed with an accompanying U. The MDC varies depending upon the sample amount and elapsed time of the measurment.

4. TDS - Total Dissolved Solids

Table 6.
First Semi-Annual Monitoring Event Analytical Summary

		APPENDIX IV							
WELL	**SAMPLE DATE**	**Combined Radium 226 + 228**	**Fluoride**	**Lead**	**Lithium**	**Mercury**	**Molybdenum**	**Selenium**	**Thallium**
UNITS		**pCi/L**	**mg/L**	**mg/L**	**mg/L**	**mg/L**	**mg/L**	**mg/L**	**mg/L**
GN-AP-MW-16V	**2/25/2020**	2.46	0.0992(J)	Non-Detect	0.318	Non-Detect	0.629	Non-Detect	0.000552(J)
GN-AP-MW-17SV	**2/26/2020**	0.489(U)	0.124	Non-Detect	0.193	Non-Detect	1.02	Non-Detect	0.000225(J)
GN-AP-MW-17V	**2/26/2020**	5.34	0.101	Non-Detect	0.465	Non-Detect	1.89	Non-Detect	Non-Detect
GN-AP-MW-20SV	**2/25/2020**	0.925	0.0976(J)	Non-Detect	0.0117(J)	Non-Detect	0.257	Non-Detect	Non-Detect
GN-AP-MW-20V	**2/25/2020**	1.78	0.0724(J)	Non-Detect	0.0421	Non-Detect	0.281	Non-Detect	Non-Detect
GN-AP-MW-23D	**2/19/2020**	0.384(U)	Non-Detect	Non-Detect	Non-Detect	Non-Detect	0.0077(J)	Non-Detect	Non-Detect
GN-AP-MW-23S	**2/19/2020**	0.752	0.0647(J)	Non-Detect	Non-Detect	Non-Detect	0.0274	Non-Detect	Non-Detect
GN-AP-MW-26	**2/19/2020**	0.475(U)	Non-Detect	Non-Detect	Non-Detect	Non-Detect	Non-Detect	Non-Detect	Non-Detect
GN-AP-MW-27	**2/25/2020**	0.269(U)	0.0554(J)	Non-Detect	Non-Detect	Non-Detect	0.00511(J)	Non-Detect	Non-Detect
GN-AP-MW-28H	**2/25/2020**	5.25	0.0778(J)	Non-Detect	0.14	Non-Detect	0.464	Non-Detect	Non-Detect
GN-AP-MW-29H	**2/25/2020**	13.7	0.0683(J)	Non-Detect	0.307	Non-Detect	1.09	Non-Detect	Non-Detect
GN-AP-MW-30H	**2/19/2020**	0.994	0.236	Non-Detect	0.0107(J)	Non-Detect	0.00389(J)	Non-Detect	Non-Detect
GN-AP-MW-31VR	**4/29/2020**	0.35(U)	0.269	Non-Detect	Non-Detect	Non-Detect	0.0456	Non-Detect	Non-Detect
GN-AP-MW-32V	**2/26/2020**	1.42	0.143	Non-Detect	0.0717	Non-Detect	0.259	Non-Detect	Non-Detect
GN-AP-MW-33V	**2/25/2020**	0.967	0.235	Non-Detect	0.164	Non-Detect	0.126	Non-Detect	Non-Detect
GN-AP-MW-34V	**2/19/2020**	0.991	0.13	Non-Detect	0.038	Non-Detect	0.344	Non-Detect	Non-Detect
GN-AP-MW-35V	**4/29/2020**	0.455(U)	0.141	Non-Detect	Non-Detect	Non-Detect	0.0266	Non-Detect	Non-Detect
GN-AP-MW-36V	**4/29/2020**	1.42	0.397	Non-Detect	0.0284	Non-Detect	0.0994	Non-Detect	Non-Detect
GN-AP-MW-37V	**4/29/2020**	3.65	0.164	Non-Detect	0.0377	Non-Detect	0.208	Non-Detect	Non-Detect

Notes:

1. J value indicates the result is greater that or equal to the Method Detection Limit (MDL) and less that the Practical Quantitation Limit (PQL).

Values are displayed as less than the PQL with a J.

2. Non-Detect indicates the result was not detected above the MDL and is considered a non-detect.

3. U - Radium data is a combination of radium isotopes 226 and 228. When results are reported below the MDC (Minimum Detectable Concentration),

data is displayed with an accompanying U. The MDC varies depending upon the sample amount and elapsed time of the measurment.

4. TDS - Total Dissolved Solids

Table 7.
Second Semi-Annual Monitoring Event Analytical Summary

		Field Parameters				
WELL	**SAMPLE DATE**	**DO**	**ORP**	**Temperature**	**Conductivity**	**Turbidity**
UNITS		**mg/L**	**mv**	**C**	**uS/cm**	**NTU**
GN-AP-MW-3	**7/27/2020**	4.32	70.86	20.71	268.61	0.52
GN-AP-MW-4	**7/27/2020**	0.49	-61.45	20.33	505.17	0.48
GN-AP-MW-5	**7/28/2020**	1.07	31.73	22.33	587.71	2.61
GN-AP-MW-6	**7/28/2020**	0.24	29.01	19.86	645.73	2.21
GN-AP-MW-7	**7/28/2020**	1.15	33.38	19.94	548.14	2.82
GN-AP-MW-8	**7/29/2020**	0.55	-148.01	22.69	399.83	2.53
GN-AP-MW-9	**7/29/2020**	0.49	-170.49	22.7	345.97	2.6
GN-AP-MW-10	**7/22/2020**	1.39	46.47	22.65	297.36	2.16
GN-AP-MW-11	**7/22/2020**	2.79	78.99	23.22	299.11	1.88
GN-AP-MW-12	**7/27/2020**	1.26	-89.67	25.63	553.82	5.7
GN-AP-MW-13	**7/27/2020**	0.66	-102.57	24.42	389.04	1.86
GN-AP-MW-14	**7/23/2020**	0.34	-128.89	21.84	519.87	2.16
GN-AP-MW-15R	**7/28/2020**	0.66	-82.32	21.8	853.52	0.56
GN-AP-MW-16	**7/28/2020**	1.06	-110.45	21.56	437.06	4.91
GN-AP-MW-17	**7/29/2020**	1.16	-42.38	22.31	770.69	0.63
GN-AP-MW-18	**7/22/2020**	0.11	21.7	20.63	895.77	0.43
GN-AP-MW-19	**7/27/2020**	0.38	-143.93	24.9	402.17	0.56
GN-AP-MW-20	**7/22/2020**	0.19	-76.39	21.57	1198.89	0.44
GN-AP-MW-21	**7/28/2020**	0.31	-47.01	20.07	572.93	5
GN-AP-MW-22	**7/28/2020**	0.22	-24.27	20.42	676.88	2.03

Notes:

1. J value indicates the result is greater that or equal to the Method Detection Limit (MDL) and less that the Practical Quantitation Limit (PQL).

Values are displayed as less than the PQL with a J.

2. Non-Detect indicates the result was not detected above the MDL and is considered a non-detect.

3. U - Radium data is a combination of radium isotopes 226 and 228. When results are reported below the MDC (Minimum Detectable Concentration),

data is displayed with an accompanying U. The MDC varies depending upon the sample amount and elapsed time of the measurment.

4. TDS - Total Dissolved Solids

Table 7.
Second Semi-Annual Monitoring Event Analytical Summary

		Field Parameters				
WELL	**SAMPLE DATE**	**DO**	**ORP**	**Temperature**	**Conductivity**	**Turbidity**
UNITS		**mg/L**	**mv**	**C**	**uS/cm**	**NTU**
GN-AP-MW-16V	**7/28/2020**	0.18	-99.54	23.1	436.06	1.02
GN-AP-MW-17SV	**7/23/2020**	0.1	-137.09	21.37	765.14	1.21
GN-AP-MW-17V	**7/23/2020**	0.43	-114.65	26.05	726.07	0.71
GN-AP-MW-20SV	**7/22/2020**	0.05	-146.17	20.21	1046.49	8.44
GN-AP-MW-20V	**7/22/2020**	0.19	-198.34	20.88	1081.38	0.69
GN-AP-MW-23D	**7/21/2020**	0.52	-252.81	23.58	620.98	2.27
GN-AP-MW-23S	**7/21/2020**	0.56	-157.95	22.33	550.3	2.26
GN-AP-MW-26	**7/22/2020**	1.2	77.04	19.82	621.7	2.38
GN-AP-MW-27	**7/21/2020**	3.6	94.18	20.88	480.27	2.03
GN-AP-MW-28H	**7/29/2020**	0.76	-154.29	21.41	433.13	2.02
GN-AP-MW-29H	**7/29/2020**	0.39	-151.67	22.45	521.2	0.71
GN-AP-MW-30H	**7/23/2020**	1.1	-86.51	22.27	633.22	1.83
GN-AP-MW-31VR	**7/27/2020**	0.18	-287.86	24.18	610.09	1.08
GN-AP-MW-32V	**7/20/2020**	0.25	-254.49	26.17	842.63	2.95
GN-AP-MW-33V	**7/21/2020**	0.47	-231.39	23.79	523.99	0.78
GN-AP-MW-34V	**7/21/2020**	0.53	-204.32	24.19	1102.77	0.74
GN-AP-MW-35V	**7/21/2020**	0.66	-148.27	25.89	439.06	0.54
GN-AP-MW-36V	**7/20/2020**	0.4	-324.07	25.46	1776.51	0.86
GN-AP-MW-37V	**7/20/2020**	0.41	-30.14	23.74	410.15	0.67

Notes:

1. J value indicates the result is greater that or equal to the Method Detection Limit (MDL) and less that the Practical Quantitation Limit (PQL).

Values are displayed as less than the PQL with a J.

2. Non-Detect indicates the result was not detected above the MDL and is considered a non-detect.

3. U - Radium data is a combination of radium isotopes 226 and 228. When results are reported below the MDC (Minimum Detectable Concentration),

data is displayed with an accompanying U. The MDC varies depending upon the sample amount and elapsed time of the measurment.

4. TDS - Total Dissolved Solids

Table 7.
Second Semi-Annual Monitoring Event Analytical Summary

		APPENDIX III						
WELL	**SAMPLE DATE**	**Boron**	**Calcium**	**Chloride**	**Fluoride**	**pH**	**Sulfate**	**TDS**
UNITS		**mg/L**	**mg/L**	**mg/L**	**mg/L**	**SU**	**mg/L**	**mg/L**
GN-AP-MW-3	**7/27/2020**	Non-Detect	31	1.83	Non-Detect	7.69	4.11	154
GN-AP-MW-4	**7/27/2020**	0.3	57	20.2	Non-Detect	7.3	21.7	284
GN-AP-MW-5	**7/28/2020**	2.05	67.8	44.2	Non-Detect	7.7	152	406
GN-AP-MW-6	**7/28/2020**	2.79	82.5	64.2	Non-Detect	7.62	189	485
GN-AP-MW-7	**7/28/2020**	1.81	84.9	22.3	Non-Detect	7.32	160	434
GN-AP-MW-8	**7/29/2020**	Non-Detect	49.4	3.77	0.0742(J)	7.39	3.25	253
GN-AP-MW-9	**7/29/2020**	Non-Detect	32.4	8.93	0.116	7.66	14.7	215
GN-AP-MW-10	**7/22/2020**	Non-Detect	38.5	2.53	Non-Detect	7.64	3.65	175
GN-AP-MW-11	**7/22/2020**	0.205	39	6.75	Non-Detect	7.76	45.3	216
GN-AP-MW-12	**7/27/2020**	0.444	65.7	19.8	Non-Detect	7.47	108	378
GN-AP-MW-13	**7/27/2020**	Non-Detect	45.5	5.2	Non-Detect	7.48	Non-Detect	202
GN-AP-MW-14	**7/23/2020**	Non-Detect	88.6	3.1	0.0954(J)	7.44	97.9	399
GN-AP-MW-15R	**7/28/2020**	2.7	102	110	0.0738(J)	7.5	239	606
GN-AP-MW-16	**7/28/2020**	1.33	48.1	17.4	0.124	8.02	143	284
GN-AP-MW-17	**7/29/2020**	3.06	103	26.5	0.185	9.38	309	566
GN-AP-MW-18	**7/22/2020**	1.37	117	12.3	0.0628(J)	6.54	180	594
GN-AP-MW-19	**7/27/2020**	Non-Detect	42.6	12.1	Non-Detect	7.56	23.7	223
GN-AP-MW-20	**7/22/2020**	3.86	161	19.3	Non-Detect	7.84	568	934
GN-AP-MW-21	**7/28/2020**	1.84	80.8	47	Non-Detect	7.58	177	476
GN-AP-MW-22	**7/28/2020**	1.97	92.3	66.1	Non-Detect	7.43	175	500

Notes:

1. J value indicates the result is greater that or equal to the Method Detection Limit (MDL) and less that the Practical Quantitation Limit (PQL).

Values are displayed as less than the PQL with a J.

2. Non-Detect indicates the result was not detected above the MDL and is considered a non-detect.

3. U - Radium data is a combination of radium isotopes 226 and 228. When results are reported below the MDC (Minimum Detectable Concentration),

data is displayed with an accompanying U. The MDC varies depending upon the sample amount and elapsed time of the measurment.

4. TDS - Total Dissolved Solids

Table 7.
Second Semi-Annual Monitoring Event Analytical Summary

		APPENDIX III						
WELL	**SAMPLE DATE**	**Boron**	**Calcium**	**Chloride**	**Fluoride**	**pH**	**Sulfate**	**TDS**
UNITS		**mg/L**	**mg/L**	**mg/L**	**mg/L**	**SU**	**mg/L**	**mg/L**
GN-AP-MW-16V	**7/28/2020**	1.34	38.6	20.7	0.0811(J)	8.09	137	274
GN-AP-MW-17SV	**7/23/2020**	2.4	87	27.9	0.131	7.54	276	513
GN-AP-MW-17V	**7/23/2020**	1.93	62	27	0.0891(J)	8.49	254	457
GN-AP-MW-20SV	**7/22/2020**	2.64	132	23.1	0.0955(J)	7.18	432	744
GN-AP-MW-20V	**7/22/2020**	2.79	119	18.5	Non-Detect	8.25	507	814
GN-AP-MW-23D	**7/21/2020**	1.42	37.8	65.3	0.0713(J)	7.63	51.1	331
GN-AP-MW-23S	**7/21/2020**	0.743	64.2	45	0.0903(J)	7.28	59.8	318
GN-AP-MW-26	**7/22/2020**	1.18	67.7	37	Non-Detect	7.42	131	406
GN-AP-MW-27	**7/21/2020**	0.658	54.3	35	0.0959(J)	6.9	69.6	288
GN-AP-MW-28H	**7/29/2020**	0.779	39.6	17.5	0.067(J)	8.3	134	278
GN-AP-MW-29H	**7/29/2020**	1.16	43.9	25.5	0.0608(J)	8.38	163	328
GN-AP-MW-30H	**7/23/2020**	0.0482(J)	79.1	30.4	0.17	7.07	35.3	440
GN-AP-MW-31VR	**7/27/2020**	0.157	41.5	33	0.428	7.97	49.6	361
GN-AP-MW-32V	**7/20/2020**	0.369	69.3	43.1	0.169	7.42	169	521
GN-AP-MW-33V	**7/21/2020**	0.247	46.8	27.7	0.313	7.51	24.4	333
GN-AP-MW-34V	**7/21/2020**	2.69	121	18.1	0.118	7.98	496	816
GN-AP-MW-35V	**7/21/2020**	0.148	43.7	8.95	0.157	7.69	43.4	249
GN-AP-MW-36V	**7/20/2020**	0.222	43.3	209	0.407	8.07	259	896
GN-AP-MW-37V	**7/20/2020**	0.393	40.6	12.4	0.158	7.8	94.9	252

Notes:

1. J value indicates the result is greater that or equal to the Method Detection Limit (MDL) and less that the Practical Quantitation Limit (PQL).

Values are displayed as less than the PQL with a J.

2. Non-Detect indicates the result was not detected above the MDL and is considered a non-detect.

3. U - Radium data is a combination of radium isotopes 226 and 228. When results are reported below the MDC (Minimum Detectable Concentration),

data is displayed with an accompanying U. The MDC varies depending upon the sample amount and elapsed time of the measurment.

4. TDS - Total Dissolved Solids

Table 7.
Second Semi-Annual Monitoring Event Analytical Summary

		APPENDIX IV						
WELL	**SAMPLE DATE**	**Antimony**	**Arsenic**	**Barium**	**Beryllium**	**Cadmium**	**Chromium**	**Cobalt**
UNITS		**mg/L**	**mg/L**	**mg/L**	**mg/L**	**mg/L**	**mg/L**	**mg/L**
GN-AP-MW-3	**7/27/2020**	Non-Detect	Non-Detect	0.0192	Non-Detect	Non-Detect	Non-Detect	Non-Detect
GN-AP-MW-4	**7/27/2020**	Non-Detect	Non-Detect	0.0207	Non-Detect	Non-Detect	Non-Detect	Non-Detect
GN-AP-MW-5	**7/28/2020**	Non-Detect	Non-Detect	0.0332	Non-Detect	Non-Detect	Non-Detect	Non-Detect
GN-AP-MW-6	**7/28/2020**	Non-Detect	Non-Detect	0.026	Non-Detect	Non-Detect	Non-Detect	Non-Detect
GN-AP-MW-7	**7/28/2020**	Non-Detect	Non-Detect	0.0248	Non-Detect	Non-Detect	Non-Detect	Non-Detect
GN-AP-MW-8	**7/29/2020**	Non-Detect	0.00152(J)	0.0206	Non-Detect	Non-Detect	Non-Detect	Non-Detect
GN-AP-MW-9	**7/29/2020**	Non-Detect	0.00222(J)	0.105	Non-Detect	Non-Detect	Non-Detect	Non-Detect
GN-AP-MW-10	**7/22/2020**	Non-Detect	Non-Detect	0.0141	Non-Detect	Non-Detect	Non-Detect	Non-Detect
GN-AP-MW-11	**7/22/2020**	Non-Detect	Non-Detect	0.0082(J)	Non-Detect	Non-Detect	Non-Detect	Non-Detect
GN-AP-MW-12	**7/27/2020**	Non-Detect	0.0041(J)	0.077	Non-Detect	Non-Detect	Non-Detect	Non-Detect
GN-AP-MW-13	**7/27/2020**	Non-Detect	Non-Detect	0.0395	Non-Detect	Non-Detect	Non-Detect	Non-Detect
GN-AP-MW-14	**7/23/2020**	Non-Detect	Non-Detect	0.0686	Non-Detect	Non-Detect	Non-Detect	Non-Detect
GN-AP-MW-15R	**7/28/2020**	Non-Detect	0.00101(J)	0.0635	Non-Detect	Non-Detect	Non-Detect	Non-Detect
GN-AP-MW-16	**7/28/2020**	Non-Detect	0.00535	0.0355	Non-Detect	Non-Detect	Non-Detect	Non-Detect
GN-AP-MW-17	**7/29/2020**	0.000845(J)	0.00947	0.0978	Non-Detect	Non-Detect	Non-Detect	Non-Detect
GN-AP-MW-18	**7/22/2020**	Non-Detect	0.00331(J)	0.05	Non-Detect	Non-Detect	Non-Detect	Non-Detect
GN-AP-MW-19	**7/27/2020**	Non-Detect	0.00221(J)	0.0165	Non-Detect	Non-Detect	Non-Detect	Non-Detect
GN-AP-MW-20	**7/22/2020**	Non-Detect	0.00349(J)	0.0612	Non-Detect	Non-Detect	Non-Detect	Non-Detect
GN-AP-MW-21	**7/28/2020**	Non-Detect	0.00166(J)	0.0223	Non-Detect	Non-Detect	Non-Detect	Non-Detect
GN-AP-MW-22	**7/28/2020**	Non-Detect	Non-Detect	0.0406	Non-Detect	Non-Detect	Non-Detect	Non-Detect

Notes:

1. J value indicates the result is greater that or equal to the Method Detection Limit (MDL) and less that the Practical Quantitation Limit (PQL).

Values are displayed as less than the PQL with a J.

2. Non-Detect indicates the result was not detected above the MDL and is considered a non-detect.

3. U - Radium data is a combination of radium isotopes 226 and 228. When results are reported below the MDC (Minimum Detectable Concentration),

data is displayed with an accompanying U. The MDC varies depending upon the sample amount and elapsed time of the measurment.

4. TDS - Total Dissolved Solids

Table 7.
Second Semi-Annual Monitoring Event Analytical Summary

		APPENDIX IV						
WELL	**SAMPLE DATE**	**Antimony**	**Arsenic**	**Barium**	**Beryllium**	**Cadmium**	**Chromium**	**Cobalt**
UNITS		**mg/L**	**mg/L**	**mg/L**	**mg/L**	**mg/L**	**mg/L**	**mg/L**
GN-AP-MW-16V	**7/28/2020**	Non-Detect	0.00117(J)	0.052	Non-Detect	Non-Detect	Non-Detect	Non-Detect
GN-AP-MW-17SV	**7/23/2020**	Non-Detect	0.00191(J)	0.0673	Non-Detect	Non-Detect	Non-Detect	0.00251(J)
GN-AP-MW-17V	**7/23/2020**	Non-Detect	0.00128(J)	0.0424	Non-Detect	Non-Detect	Non-Detect	Non-Detect
GN-AP-MW-20SV	**7/22/2020**	Non-Detect	0.0042(J)	0.12	Non-Detect	Non-Detect	Non-Detect	Non-Detect
GN-AP-MW-20V	**7/22/2020**	Non-Detect	0.00105(J)	0.0242	Non-Detect	Non-Detect	Non-Detect	Non-Detect
GN-AP-MW-23D	**7/21/2020**	Non-Detect	0.00175(J)	0.0336	Non-Detect	Non-Detect	Non-Detect	Non-Detect
GN-AP-MW-23S	**7/21/2020**	Non-Detect	Non-Detect	0.0312	Non-Detect	Non-Detect	Non-Detect	Non-Detect
GN-AP-MW-26	**7/22/2020**	Non-Detect	Non-Detect	0.0174	Non-Detect	Non-Detect	Non-Detect	Non-Detect
GN-AP-MW-27	**7/21/2020**	Non-Detect	Non-Detect	0.0251	Non-Detect	Non-Detect	Non-Detect	Non-Detect
GN-AP-MW-28H	**7/29/2020**	Non-Detect	0.0032(J)	0.0305	Non-Detect	Non-Detect	Non-Detect	Non-Detect
GN-AP-MW-29H	**7/29/2020**	Non-Detect	0.00237(J)	0.0549	Non-Detect	Non-Detect	Non-Detect	Non-Detect
GN-AP-MW-30H	**7/23/2020**	Non-Detect	0.00536	0.0899	Non-Detect	Non-Detect	Non-Detect	Non-Detect
GN-AP-MW-31VR	**7/27/2020**	Non-Detect	0.00185(J)	0.0318	Non-Detect	Non-Detect	Non-Detect	Non-Detect
GN-AP-MW-32V	**7/20/2020**	Non-Detect	Non-Detect	0.0555	Non-Detect	Non-Detect	Non-Detect	Non-Detect
GN-AP-MW-33V	**7/21/2020**	Non-Detect	0.0111	0.0654	Non-Detect	Non-Detect	Non-Detect	Non-Detect
GN-AP-MW-34V	**7/21/2020**	Non-Detect	0.00401(J)	0.0477	Non-Detect	Non-Detect	Non-Detect	Non-Detect
GN-AP-MW-35V	**7/21/2020**	Non-Detect	0.00222(J)	0.0199	Non-Detect	Non-Detect	Non-Detect	Non-Detect
GN-AP-MW-36V	**7/20/2020**	Non-Detect	Non-Detect	0.0841	Non-Detect	Non-Detect	Non-Detect	Non-Detect
GN-AP-MW-37V	**7/20/2020**	Non-Detect	0.00169(J)	0.0352	Non-Detect	Non-Detect	Non-Detect	Non-Detect

Notes:

1. J value indicates the result is greater that or equal to the Method Detection Limit (MDL) and less that the Practical Quantitation Limit (PQL).

Values are displayed as less than the PQL with a J.

2. Non-Detect indicates the result was not detected above the MDL and is considered a non-detect.

3. U - Radium data is a combination of radium isotopes 226 and 228. When results are reported below the MDC (Minimum Detectable Concentration),

data is displayed with an accompanying U. The MDC varies depending upon the sample amount and elapsed time of the measurment.

4. TDS - Total Dissolved Solids

Table 7.
Second Semi-Annual Monitoring Event Analytical Summary

		APPENDIX IV							
WELL	**SAMPLE DATE**	**Combined Radium 226 + 228**	**Fluoride**	**Lead**	**Lithium**	**Mercury**	**Molybdenum**	**Selenium**	**Thallium**
UNITS		**pCi/L**	**mg/L**	**mg/L**	**mg/L**	**mg/L**	**mg/L**	**mg/L**	**mg/L**
GN-AP-MW-3	**7/27/2020**	-0.0654(U)	Non-Detect	Non-Detect	Non-Detect	Non-Detect	0.0058(J)	Non-Detect	Non-Detect
GN-AP-MW-4	**7/27/2020**	0.97(U)	Non-Detect	Non-Detect	Non-Detect	Non-Detect	Non-Detect	Non-Detect	Non-Detect
GN-AP-MW-5	**7/28/2020**	0.907(U)	Non-Detect	Non-Detect	0.0361	Non-Detect	0.215	Non-Detect	Non-Detect
GN-AP-MW-6	**7/28/2020**	0.292(U)	Non-Detect	Non-Detect	Non-Detect	Non-Detect	0.0185	Non-Detect	Non-Detect
GN-AP-MW-7	**7/28/2020**	0.652(U)	Non-Detect	Non-Detect	Non-Detect	Non-Detect	Non-Detect	Non-Detect	Non-Detect
GN-AP-MW-8	**7/29/2020**	0.398(U)	0.0742(J)	Non-Detect	Non-Detect	Non-Detect	Non-Detect	Non-Detect	Non-Detect
GN-AP-MW-9	**7/29/2020**	0.28(U)	0.116	Non-Detect	Non-Detect	Non-Detect	Non-Detect	Non-Detect	Non-Detect
GN-AP-MW-10	**7/22/2020**	0.185(U)	Non-Detect	Non-Detect	Non-Detect	Non-Detect	Non-Detect	Non-Detect	Non-Detect
GN-AP-MW-11	**7/22/2020**	0.24(U)	Non-Detect	Non-Detect	Non-Detect	Non-Detect	Non-Detect	Non-Detect	Non-Detect
GN-AP-MW-12	**7/27/2020**	1.85	Non-Detect	Non-Detect	Non-Detect	Non-Detect	Non-Detect	Non-Detect	Non-Detect
GN-AP-MW-13	**7/27/2020**	0.986	Non-Detect	Non-Detect	Non-Detect	Non-Detect	Non-Detect	Non-Detect	Non-Detect
GN-AP-MW-14	**7/23/2020**	1.48	0.0954(J)	Non-Detect	Non-Detect	Non-Detect	Non-Detect	Non-Detect	Non-Detect
GN-AP-MW-15R	**7/28/2020**	2.35	0.0738(J)	Non-Detect	0.0559	Non-Detect	0.167	Non-Detect	Non-Detect
GN-AP-MW-16	**7/28/2020**	3.49	0.124	Non-Detect	0.0903	Non-Detect	0.328	Non-Detect	Non-Detect
GN-AP-MW-17	**7/29/2020**	1.85	0.185	Non-Detect	0.731	Non-Detect	2.79	Non-Detect	Non-Detect
GN-AP-MW-18	**7/22/2020**	2.35	0.0628(J)	Non-Detect	0.0507	Non-Detect	0.0244	Non-Detect	0.000456(J)
GN-AP-MW-19	**7/27/2020**	1.68	Non-Detect	Non-Detect	Non-Detect	Non-Detect	0.0133	Non-Detect	Non-Detect
GN-AP-MW-20	**7/22/2020**	15.6	Non-Detect	Non-Detect	0.125	Non-Detect	0.784	Non-Detect	Non-Detect
GN-AP-MW-21	**7/28/2020**	0.275(U)	Non-Detect	Non-Detect	Non-Detect	Non-Detect	0.00969(J)	Non-Detect	Non-Detect
GN-AP-MW-22	**7/28/2020**	0.41(U)	Non-Detect	Non-Detect	Non-Detect	Non-Detect	0.0677	Non-Detect	Non-Detect

Notes:

1. J value indicates the result is greater that or equal to the Method Detection Limit (MDL) and less that the Practical Quantitation Limit (PQL).

Values are displayed as less than the PQL with a J.

2. Non-Detect indicates the result was not detected above the MDL and is considered a non-detect.

3. U - Radium data is a combination of radium isotopes 226 and 228. When results are reported below the MDC (Minimum Detectable Concentration),

data is displayed with an accompanying U. The MDC varies depending upon the sample amount and elapsed time of the measurment.

4. TDS - Total Dissolved Solids

Table 7.
Second Semi-Annual Monitoring Event Analytical Summary

		APPENDIX IV							
WELL	**SAMPLE DATE**	**Combined Radium 226 + 228**	**Fluoride**	**Lead**	**Lithium**	**Mercury**	**Molybdenum**	**Selenium**	**Thallium**
UNITS		**pCi/L**	**mg/L**	**mg/L**	**mg/L**	**mg/L**	**mg/L**	**mg/L**	**mg/L**
GN-AP-MW-16V	**7/28/2020**	2.99	0.0811(J)	Non-Detect	0.307	Non-Detect	0.628	Non-Detect	0.000514(J)
GN-AP-MW-17SV	**7/23/2020**	1.26(U)	0.131	Non-Detect	0.153	Non-Detect	0.968	Non-Detect	0.000254(J)
GN-AP-MW-17V	**7/23/2020**	8.21	0.0891(J)	Non-Detect	0.405	Non-Detect	1.99	Non-Detect	Non-Detect
GN-AP-MW-20SV	**7/22/2020**	1.46	0.0955(J)	Non-Detect	Non-Detect	Non-Detect	0.147	Non-Detect	Non-Detect
GN-AP-MW-20V	**7/22/2020**	1.7	Non-Detect	Non-Detect	0.0423	Non-Detect	0.288	Non-Detect	Non-Detect
GN-AP-MW-23D	**7/21/2020**	0.608	0.0713(J)	Non-Detect	Non-Detect	Non-Detect	0.00231(J)	Non-Detect	Non-Detect
GN-AP-MW-23S	**7/21/2020**	0.566	0.0903(J)	Non-Detect	Non-Detect	Non-Detect	0.0181	Non-Detect	Non-Detect
GN-AP-MW-26	**7/22/2020**	0.713	Non-Detect	Non-Detect	Non-Detect	Non-Detect	0.0027(J)	Non-Detect	Non-Detect
GN-AP-MW-27	**7/21/2020**	0.488(U)	0.0959(J)	Non-Detect	Non-Detect	Non-Detect	0.0141	Non-Detect	Non-Detect
GN-AP-MW-28H	**7/29/2020**	7.14	0.067(J)	Non-Detect	0.147	Non-Detect	0.483	Non-Detect	Non-Detect
GN-AP-MW-29H	**7/29/2020**	16.2	0.0608(J)	Non-Detect	0.303	Non-Detect	0.999	Non-Detect	Non-Detect
GN-AP-MW-30H	**7/23/2020**	2.13	0.17	Non-Detect	Non-Detect	Non-Detect	0.00248(J)	Non-Detect	Non-Detect
GN-AP-MW-31VR	**7/27/2020**	0.288(U)	0.428	Non-Detect	Non-Detect	Non-Detect	0.0199	Non-Detect	Non-Detect
GN-AP-MW-32V	**7/20/2020**	1.4	0.169	Non-Detect	0.0659	Non-Detect	0.0857	Non-Detect	Non-Detect
GN-AP-MW-33V	**7/21/2020**	1.34	0.313	Non-Detect	0.127	Non-Detect	0.0306	Non-Detect	Non-Detect
GN-AP-MW-34V	**7/21/2020**	1.28	0.118	Non-Detect	0.0378	Non-Detect	0.352	Non-Detect	Non-Detect
GN-AP-MW-35V	**7/21/2020**	0.537	0.157	Non-Detect	Non-Detect	Non-Detect	0.0268	Non-Detect	Non-Detect
GN-AP-MW-36V	**7/20/2020**	1.54	0.407	Non-Detect	0.0358	Non-Detect	0.0698	Non-Detect	Non-Detect
GN-AP-MW-37V	**7/20/2020**	4.06	0.158	Non-Detect	0.0522	Non-Detect	0.213	Non-Detect	Non-Detect

Notes:

1. J value indicates the result is greater that or equal to the Method Detection Limit (MDL) and less that the Practical Quantitation Limit (PQL).

Values are displayed as less than the PQL with a J.

2. Non-Detect indicates the result was not detected above the MDL and is considered a non-detect.

3. U - Radium data is a combination of radium isotopes 226 and 228. When results are reported below the MDC (Minimum Detectable Concentration),

data is displayed with an accompanying U. The MDC varies depending upon the sample amount and elapsed time of the measurment.

4. TDS - Total Dissolved Solids

Appendix A

SOUTHERN COMPANY

LOG OF TEST BORING

SOUTHERN COMPANY SERVICES, INC.
EARTH SCIENCE AND ENVIRONMENTAL ENGINEERING

PROJECT Gaston CCR Well Delineation Phase 3
LOCATION Wilsonville, AL

DATE STARTED 3/14/2020 **COMPLETED** 3/16/2020 **SURF. ELEV.** Not Surveyed **COORDINATES:**
CONTRACTOR Cascade **EQUIPMENT** **METHOD** Rotosonic
DRILLED BY James Smith **LOGGED BY** Leslie Noble **CHECKED BY** **ANGLE** **BEARING**
BORING DEPTH 207 ft. **GROUND WATER DEPTH: DURING** **COMP.** 36.3 ft. **DELAYED**
NOTES Sonic - 4" with 6" outer casing Well installed. Refer to well data sheet.

DEPTH (ft)	GRAPHIC LOG	MATERIAL DESCRIPTION	HCL REACTION (Weak / Moderate / Strong)	GROUNDWATER OBSERVATIONS	WELL DATA
		Utility Clearance (HYDROEXCAVATION) - HDYROEXCAVATION			Completion: protective steel cover; 3-foot square concrete pad, 3 ft. stick-up Surface Seal: concrete
5					
10		**Fat Clay (CH)** - Tan, stiff CLAY fill with limestone fragments at 16.5' to 17'			
15					
20		**Fat Clay (CH)** - Tan, stiff CLAY fill with limestone fragments at 26' to 27'			Annular Fill: cement-bentonite grout
25					
30		**Fat Clay (CH)** - Tan and light brown to grayish brown, stiff CLAY fill with chert fragments at 31' and containing roots at 34' to 37'			
35		▼			
40		**Fat Clay (CH)** - Moist to wet, fat CLAY			

(Continued Next Page)

SIMPLE GEOLOGY WITH WELL 2019 (WOOD) - ESEE DATABASE.GDT - 4/26/20 22:46 - L:\GINT8\GINT8 - AMEC\PROJECTS\2020 PROJECTS\7630201657 - GASTON WELL DELINEATION PHASE 3.GPJ

SOUTHERN COMPANY

LOG OF TEST BORING

SOUTHERN COMPANY SERVICES, INC.
EARTH SCIENCE AND ENVIRONMENTAL ENGINEERING

PROJECT Gaston CCR Well Delineation Phase 3

LOCATION Wilsonville, AL

DEPTH (ft)	GRAPHIC LOG	MATERIAL DESCRIPTION	HCL REACTION (Weak / Moderate / Strong)	GROUNDWATER OBSERVATIONS	WELL DATA
45		**Fat Clay (CH)** - Tan, stiff CLAY			(CONTINUED) Completion: protective steel cover; 3-foot square concrete pad, 3 ft. stick-up
50		**Fat Clay (CH)** - Tan, stiff CLAY with dolomite fragments			
55		**(DOLOSTONE)** - Dark gray, micritic DOLOSTONE with thin dolomite-filled fractures			
60		**(DOLOSTONE)** - Dark gray, micritic DOLOSTONE with thin dolomite-filled fractures, conchoidal fractures, and slicken sides at 67'			
65					Annular Fill: cement-bentonite grout
70		**(DOLOSTONE)** - Dark gray, micritic DOLOSTONE with thin dolomite-filled fractures			
75					
80		**(DOLOSTONE)** - Dark gray and light gray, micritic DOLOSTONE with thin dolomite-filled fractures and abundance of fine fractures			
85					

SIMPLE GEOLOGY WITH WELL 2019 (WOOD) - ESEE DATABASE.GDT - 4/26/20 22:46 - L:\GINT8\GINT8 - AMEC\PROJECTS\2020 PROJECTS\7630201657 - GASTON WELL DELINEATION PHASE 3.GPJ

(Continued Next Page)

SOUTHERN COMPANY

LOG OF TEST BORING

SOUTHERN COMPANY SERVICES, INC.
EARTH SCIENCE AND ENVIRONMENTAL ENGINEERING

PROJECT Gaston CCR Well Delineation Phase 3

LOCATION Wilsonville, AL

DEPTH (ft)	GRAPHIC LOG	MATERIAL DESCRIPTION	HCL REACTION (Weak / Moderate / Strong)	GROUNDWATER OBSERVATIONS	WELL DATA
90		**(DOLOSTONE)** - Dark gray and light gray, micritic DOLOSTONE with thin dolomite-filled fractures and abundance of fine fractures *(Con't)*			(CONTINUED) Completion: protective steel cover; 3-foot square concrete pad, 3 ft. stick-up
95					
100		**(DOLOSTONE)** - Dark gray to light gray, micritic DOLOSTONE with numerous fine fractures, dark gray chert blebs, and iron staining on fracture faces between 105' to 107'			
105					
110		**(DOLOSTONE)** - Light gray, micritic dolostone with dolomite-filled fractures, occasional dark gray chert blebs, and iron staining on fracture faces between 107' to 109'			Annular Fill: cement-bentonite grout
115					
120		**(DOLOSTONE)** - Medium gray, micritic DOLOSTONE with dolomite-filled fractures and occasional chert blebs			
125					
130		**(DOLOSTONE)** - Medium gray, micritic DOLOSTONE with dolomite-filled fractures and occasional chert blebs			
135					

(Continued Next Page)

SIMPLE GEOLOGY WITH WELL 2019 (WOOD) - ESEE DATABASE.GDT - 4/26/20 22:46 - L:\GINT8\GINT8 - AMEC\PROJECTS\2020 PROJECTS\7630201657 - GASTON WELL DELINEATION PHASE 3.GPJ

SOUTHERN COMPANY

LOG OF TEST BORING

SOUTHERN COMPANY SERVICES, INC.
EARTH SCIENCE AND ENVIRONMENTAL ENGINEERING

PROJECT Gaston CCR Well Delineation Phase 3

LOCATION Wilsonville, AL

DEPTH (ft)	GRAPHIC LOG	MATERIAL DESCRIPTION	HCL REACTION (Weak / Moderate / Strong)	GROUNDWATER OBSERVATIONS	WELL DATA
					(CONTINUED) Completion: protective steel cover; 3-foot square concrete pad, 3 ft. stick-up
140		**(DOLOSTONE)** - Medium gray, micritic DOLOSTONE with dolomite-filled fractures and occasional chert blebs			
145					
150		**(DOLOSTONE)** - Medium gray, micritic DOLOSTONE with dolomite-filled fractures and occasional chert blebs			Annular Fill: cement-bentonite grout
155					
160		**(DOLOSTONE)** - Dark gray and medium gray, micritic DOLOSTONE with dolomite-filled fractures and minor iron staining on fractured surfaces at 158'			
165					
170		**(DOLOMITE)** - Dark gray and medium gray, micritic DOLOMITE with possible chert inclusions and some iron staining on fractured surfaces between 172' to 175'			← Annular Seal: bentonite pellets
175					
180		**(DOLOSTONE)** - Medium gray, micritic DOLOSTONE with some dolomite-filled fractures and iron staining on fracture surfaces throughout			← Filter: silica filter sand **Standpipe: 4" OD PVC (SCH 40)** Screen:

(Continued Next Page)

SIMPLE GEOLOGY WITH WELL 2019 (WOOD) - ESEE DATABASE.GDT - 4/26/20 22:46 - L:\GINT8\GINT8 - AMEC\PROJECTS\2020 PROJECTS\7630201657 - GASTON WELL DELINEATION PHASE 3.GPJ

SOUTHERN COMPANY

LOG OF TEST BORING

SOUTHERN COMPANY SERVICES, INC.
EARTH SCIENCE AND ENVIRONMENTAL ENGINEERING

PROJECT Gaston CCR Well Delineation Phase 3

LOCATION Wilsonville, AL

DEPTH (ft)	GRAPHIC LOG	MATERIAL DESCRIPTION	HCL REACTION (Weak / Moderate / Strong)	GROUNDWATER OBSERVATIONS	WELL DATA
185		**(DOLOSTONE)** - Medium gray, micritic DOLOSTONE with some dolomite-filled fractures and iron staining on fracture surfaces throughout *(Con't)*			(CONTINUED)
		(DOLOSTONE) - Medium gray, micritic DOLOSTONE with some dolomite-filled fractures and iron staining on fracture surfaces throughout			Completion: protective steel cover; 3-foot square concrete pad, 3 ft. stick-up 10 ft; slotted **Standpipe: 4" OD PVC (SCH 40)** Screen: 10 ft; slotted
190					
					Sump:0.5 ft.
195					
		(DOLOSTONE) - Dark gray to medium gray, micritic DOLOSTONE with some dolomite-filled fractures and iron staining on fracture surfaces throughout			
200					Backfill:bentonite chips
205					Annular Fill: cement-bentonite grout
		Bottom of borehole at 207.0 feet.			
210					
215					
220					
225					
230					

SIMPLE GEOLOGY WITH WELL 2019 (WOOD) - ESEE DATABASE.GDT - 4/26/20 22:46 - L:\GINT8\GINT8 - AMEC\PROJECTS\2020 PROJECTS\7630201657 - GASTON WELL DELINEATION PHASE 3.GPJ

SOUTHERN COMPANY

LOG OF TEST BORING

SOUTHERN COMPANY SERVICES, INC.
EARTH SCIENCE AND ENVIRONMENTAL ENGINEERING

PROJECT Gaston CCR Well Delineation Phase 3
LOCATION Wilsonville, AL

DATE STARTED 3/25/2020 **COMPLETED** 3/28/2020 **SURF. ELEV.** Not Surveyed **COORDINATES:**
CONTRACTOR Cascade **EQUIPMENT** **METHOD** Rotosonic
DRILLED BY David Wilcox **LOGGED BY** Thuy Trieu **CHECKED BY** **ANGLE** **BEARING**
BORING DEPTH 356.5 ft. **GROUND WATER DEPTH: DURING** **COMP.** 35 ft. **DELAYED**
NOTES Sonic - 4" with 6" outer casing Well installed. Refer to well data sheet.

DEPTH (ft)	GRAPHIC LOG	MATERIAL DESCRIPTION	HCL REACTION (Weak / Moderate / Strong)	GROUNDWATER OBSERVATIONS	WELL DATA
5		**Utility Clearance (HYDROEXCAVATION)** - HYDROEXCAVATION			Completion: protective steel cover; 3-foot square concrete pad, 3 ft. stick-up Surface Seal: concrete
10					
15		**Fat Clay (CH)** - Moist, dark brown, light brown, brown, and gray, fat CLAY with chert and dolomite fragments, contains sand, and trace of sulfuric odor			
20		**Fat Clay (CH)** - Moist to wet, light brown and brown, fat CLAY with chert and dolomite fragments and trace of silt and MnO2 nodules between 25.9' to 26.2'			Annular Fill: cement-bentonite grout
25					
30		**Fat Clay (CH)** - Moist to wet, light brown, brown, and red, fat CLAY with sand and chert and dolomite fragments and trace of black silt and MnO2 nodules between 34.8' to 35.1'			
35		▼			
40		**Fat Clay (CH)** - Moist to wet, light brown, brown, gray, red, and dark red, fat CLAY with sand, chert fragments, and dolomite fragments and large pieces			

(Continued Next Page)

SIMPLE GEOLOGY WITH WELL 2019 (WOOD) - ESEE DATABASE.GDT - 4/26/20 22:47 - L:\GINT8\GINT8 - AMEC\PROJECTS\2020 PROJECTS\7630201657 - GASTON WELL DELINEATION PHASE 3.GPJ

SOUTHERN COMPANY

LOG OF TEST BORING

SOUTHERN COMPANY SERVICES, INC.
EARTH SCIENCE AND ENVIRONMENTAL ENGINEERING

PROJECT Gaston CCR Well Delineation Phase 3

LOCATION Wilsonville, AL

DEPTH (ft)	GRAPHIC LOG	MATERIAL DESCRIPTION	HCL REACTION (Weak / Moderate / Strong)	GROUNDWATER OBSERVATIONS	WELL DATA
45		**Fat Clay (CH)** - Moist to wet, light brown, brown, gray, red, and dark red, fat CLAY with sand, chert fragments, and dolomite fragments and large pieces*(Con't)*			(CONTINUED) Completion: protective steel cover; 3-foot square concrete pad, 3 ft. stick-up
50		**Lean Clay (CL)** - Moist, mottled red, brown, and light brown, lean CLAY with chert fragments			
55					
60		**Fat Clay (CH)** - Moist to wet, brown, fat CLAY **Fat Clay (CH)** - Moist to wet, mottled brown and gray, fat CLAY with sand			
65					Annular Fill: cement-bentonite grout
70		**(DOLOSTONE)** - Moist, gray, highly weathered DOLOSTONE with clay **(DOLOSTONE)** - Very broken to shattered, gray DOLOSTONE **(DOLOSTONE)** - Broken to shattered, medium gray, micritic DOLOSTONE with dolomite-filled fractures with few highly weathered areas and iron staining on fractured surfaces with chert inclusions			
75					
80		**(DOLOSTONE)** - Broken to shattered, medium gray and dark gray, micritic DOLOSTONE with dolomite-filled fractures, calcitic-healed fractures, stylolites, some vug areas, and some iron staining on fractured surfaces			
85					

SIMPLE GEOLOGY WITH WELL 2019 (WOOD) - ESEE DATABASE.GDT - 4/26/20 22:47 - L:\GINT8\GINT8 - AMEC\PROJECTS\2020 PROJECTS\7630201657 - GASTON WELL DELINEATION PHASE 3.GPJ

(Continued Next Page)

SOUTHERN COMPANY

LOG OF TEST BORING

SOUTHERN COMPANY SERVICES, INC.
EARTH SCIENCE AND ENVIRONMENTAL ENGINEERING

PROJECT Gaston CCR Well Delineation Phase 3

LOCATION Wilsonville, AL

DEPTH (ft)	GRAPHIC LOG	MATERIAL DESCRIPTION	HCL REACTION (Weak / Moderate / Strong)	GROUNDWATER OBSERVATIONS	WELL DATA
90		**(DOLOSTONE)** - Broken to shattered, medium gray, dark gray, and bluish gray, micritic DOLOSTONE with few dolomite-filled fractures, calcitic-healed fractures, trace of stylolites, and surface fractures*(Con't)*			(CONTINUED) Completion: protective steel cover; 3-foot square concrete pad, 3 ft. stick-up
95					
100		**(DOLOSTONE)** - Broken to shattered, medium gray and bluish gray, micritic DOLOSTONE with few dolomite-filled fractures, calcitic-healed fractures, trace of stylolites, and some iron staining on fractured surfaces			
105					
110		**(DOLOSTONE)** - Broken to shattered, light gray and dark gray, micritic DOLOSTONE with few dolomite-filled fractures, calcitic-healed thin fractures, trace of stylolites, and some iron staining on fractured surfaces			Annular Fill: cement-bentonite grout
115					
120		**(DOLOSTONE)** - Very broken to shattered, medium gray and light gray, micritic DOLOSTONE with few dolomite-filled fractures			
125					
130		**(DOLOSTONE)** - Very broken to shattered, medium gray and light gray with interbedded dark gray layers, micritic DOLOSTONE with dolomite-filled fractures			
135					

(Continued Next Page)

SIMPLE GEOLOGY WITH WELL 2019 (WOOD) - ESEE DATABASE.GDT - 4/26/20 22:47 - L:\GINT8\GINT8 - AMEC\PROJECTS\2020 PROJECTS\7630201657 - GASTON WELL DELINEATION PHASE 3.GPJ

SOUTHERN COMPANY

LOG OF TEST BORING

SOUTHERN COMPANY SERVICES, INC.
EARTH SCIENCE AND ENVIRONMENTAL ENGINEERING

PROJECT Gaston CCR Well Delineation Phase 3

LOCATION Wilsonville, AL

DEPTH (ft)	GRAPHIC LOG	MATERIAL DESCRIPTION	HCL REACTION (Weak / Moderate / Strong)	GROUNDWATER OBSERVATIONS	WELL DATA
		(CONTINUED)			Completion: protective steel cover; 3-foot square concrete pad, 3 ft. stick-up
		(DOLOSTONE) - Very broken to shattered, medium gray and light gray, micritic DOLOSTONE with dolomite-filled fractures			
140					
145		**(DOLOSTONE)** - Broken to shattered, medium gray and light gray with blue spots, micritic DOLOSTONE with dolomite-filled fractures			
150					
155		**(DOLOSTONE)** - Broken to shattered, dark gray and light gray, micritic DOLOSTONE with dolomite-filled fractures and few chert inclusions			
160					Annular Fill: cement-bentonite grout
165		**(DOLOSTONE)** - Broken to shattered, medium gray and light gray, micritic DOLOSTONE with dolomite-filled fractures and few chert blebs			
170					
175		**(DOLOSTONE)** - Broken to shattered, medium gray, micritic DOLOSTONE with dolomite-filled fractures and few iron staining on fractured surfaces			
180					

SIMPLE GEOLOGY WITH WELL 2019 (WOOD) - ESEE DATABASE.GDT - 4/26/20 22:47 - L:\GINT8\GINT8 - AMEC\PROJECTS\2020 PROJECTS\7630201657 - GASTON WELL DELINEATION PHASE 3.GPJ

(Continued Next Page)

SOUTHERN COMPANY

LOG OF TEST BORING

SOUTHERN COMPANY SERVICES, INC.
EARTH SCIENCE AND ENVIRONMENTAL ENGINEERING

PROJECT Gaston CCR Well Delineation Phase 3

LOCATION Wilsonville, AL

DEPTH (ft)	GRAPHIC LOG	MATERIAL DESCRIPTION	HCL REACTION (Weak / Moderate / Strong)	GROUNDWATER OBSERVATIONS	WELL DATA
185		(CONTINUED)			Completion: protective steel cover; 3-foot square concrete pad, 3 ft. stick-up
		(DOLOSTONE) - Very broken to shattered, light gray and medium gray with dark gray spots, micritic DOLOSTONE with dolomite-filled fractures and few vug areas			
190					
195		**(DOLOSTONE)** - Broken to shattered, dark gray and medium gray, micritic DOLOSTONE with dolomite-filled fractures, few iron staining on fractured surfaces, healed fractured surfaces, and few vug areas			
200					
205		**(DOLOSTONE)** - Very broken to shattered, heavily fractured, dark gray and medium gray, micritic DOLOSTONE with dolomite-filled fractures, slight iron staining on fractured surfaces , and chert inclusions			Annular Fill: cement-bentonite grout
210					
215		**(DOLOSTONE)** - Very broken to shattered, marbled dark gray and medium gray, micritic DOLOSTONE with dolomite-filled fractures, chert inclusions, and a 7" vertical fracture at the lower portion of the run			
220					
225		**(DOLOSTONE)** - Very broken to shattered, dark gray and medium gray, micritic DOLOSTONE with few dolomite-filled fractures on the surface and chert inclusions			
230					

SIMPLE GEOLOGY WITH WELL 2019 (WOOD) - ESEE DATABASE.GDT - 4/26/20 22:47 - L:\GINT8\GINT8 - AMEC\PROJECTS\2020 PROJECTS\7630201657 - GASTON WELL DELINEATION PHASE 3.GPJ

(Continued Next Page)

SOUTHERN COMPANY

LOG OF TEST BORING

SOUTHERN COMPANY SERVICES, INC.
EARTH SCIENCE AND ENVIRONMENTAL ENGINEERING

PROJECT Gaston CCR Well Delineation Phase 3

LOCATION Wilsonville, AL

DEPTH (ft)	GRAPHIC LOG	MATERIAL DESCRIPTION	HCL REACTION (Weak / Moderate / Strong)	GROUNDWATER OBSERVATIONS	WELL DATA
235		**(DOLOSTONE)** - Very broken to shattered, dark gray and medium gray, micritic DOLOSTONE with few dolomite-filled fractures on the surface and chert inclusions*(Con't)*			(CONTINUED) Completion: protective steel cover; 3-foot square concrete pad, 3 ft. stick-up
240		**(DOLOSTONE)** - Very broken to rounded pieces, heavily fractured, dark gray and medium gray, micritic DOLOSTONE with few dolomite-filled fractures			
245					
250		**(DOLOSTONE)** - Broken to shattered, dark gray and light gray, micritic DOLOSTONE with dolomite-filled fractures and chert inclusions			
255					Annular Fill: cement-bentonite grout
260		**(DOLOSTONE)** - Broken to shattered, dark gray interbedded with medium gray, micritic DOLOSTONE with dolomite-filled fractures and few fine surface fractures			
265					
270		**(DOLOSTONE)** - Broken to shattered, dark gray with medium gray and bluish tint, micritic DOLOSTONE with dolomite-filled fractures, chert inclusions, and fractured surfaces			
275					
280		**(DOLOSTONE)** - Very broken to shattered, medium gray and light gray, micritic DOLOSTONE with few dolomite-filled fractures, chert inclusions, and thin (1-2 mm) thick stringer of claystone residue at 276'			

(Continued Next Page)

SIMPLE GEOLOGY WITH WELL 2019 (WOOD) - ESEE DATABASE.GDT - 4/26/20 22:47 - L:\GINT8\GINT8 - AMEC\PROJECTS\2020 PROJECTS\7630201657 - GASTON WELL DELINEATION PHASE 3.GPJ

SOUTHERN COMPANY

LOG OF TEST BORING

SOUTHERN COMPANY SERVICES, INC.
EARTH SCIENCE AND ENVIRONMENTAL ENGINEERING

PROJECT Gaston CCR Well Delineation Phase 3

LOCATION Wilsonville, AL

DEPTH (ft)	GRAPHIC LOG	MATERIAL DESCRIPTION	HCL REACTION (Weak / Moderate / Strong)	GROUNDWATER OBSERVATIONS	WELL DATA
		(DOLOSTONE) - Very broken to shattered, medium gray and light gray, micritic DOLOSTONE with few dolomite-filled fractures, chert inclusions, and thin (1-2 mm) thick stringer of claystone residue at 276'*(Con't)*			(CONTINUED) Completion: protective steel cover; 3-foot square concrete pad, 3 ft. stick-up
285					
		(DOLOSTONE) - Very broken to shattered, medium gray with dark gray spots, micritic DOLOSTONE with dolomite-filled fractures, chert inclusions, surface fractures, and hthin (1-2 mm) thick stringer of claystone residue at 296'			
290					
295					
		(DOLOSTONE) - Very broken to shattered, medium gray with dark gray spots, micritic DOLOSTONE with dolomite-filled fractures, surface fractures, andthin (1-2 mm) thick stringer of claystone residue at 297'			Annular Fill: cement-bentonite grout
300					
305					
		(DOLOSTONE) - Very broken to shattered, medium gray with dark gray spots, micritic DOLOSTONE with dolomite-filled fractures			
310					
315					
		(DOLOSTONE) - Very broken to shattered, heavily fractured, medium gray and light gray, micritic DOLOSTONE with few dolomite-filled fractures			
320					Annular Seal: bentonite pellets
325					Filter: silica filter sand

(Continued Next Page)

SIMPLE GEOLOGY WITH WELL 2019 (WOOD) - ESEE DATABASE.GDT - 4/26/20 22:47 - L:\GINT8\GINT8 - AMEC\PROJECTS\2020 PROJECTS\7630201657 - GASTON WELL DELINEATION PHASE 3.GPJ

SOUTHERN COMPANY

LOG OF TEST BORING

SOUTHERN COMPANY SERVICES, INC.
EARTH SCIENCE AND ENVIRONMENTAL ENGINEERING

PROJECT Gaston CCR Well Delineation Phase 3

LOCATION Wilsonville, AL

DEPTH (ft)	GRAPHIC LOG	MATERIAL DESCRIPTION	HCL REACTION (Weak / Moderate / Strong)	GROUNDWATER OBSERVATIONS	WELL DATA
330		**(DOLOSTONE)** - Very broken to shattered, heavily fractured, medium gray and light gray with interbedded layers of dark gray, micritic DOLOSTONE with dolomite-filled fractures, chert inclusions, and few surface fractures*(Con't)*			(CONTINUED) Completion: protective steel cover; 3-foot square concrete pad, 3 ft. stick-up Filter: silica filter sand
335					
340		**(DOLOSTONE)** - Very broken to shattered, medium gray, micritic DOLOSTONE with dolomite-filled fractures, few chert inclusions, stylolites, and few surface fractures			**Standpipe:** **4" OD PVC (SCH 40)** Screen: 20 ft; slotted
345					
350		**(DOLOSTONE)** - Very broken to shattered, medium gray with dark gray layers, micritic DOLOSTONE with dolomite-filled fractures and few chert inclusions			Sump:0.5 ft.
355					Backfill:silica sand
		Bottom of borehole at 356.5 feet.			Annular Fill: cement-bentonite grout
360					
365					
370					
375					

SIMPLE GEOLOGY WITH WELL 2019 (WOOD) - ESEE DATABASE.GDT - 4/26/20 22:47 - L:\GINT8\GINT8 - AMEC\PROJECTS\2020 PROJECTS\7630201657 - GASTON WELL DELINEATION PHASE 3.GPJ

SOUTHERN COMPANY

LOG OF TEST BORING

SOUTHERN COMPANY SERVICES, INC.
EARTH SCIENCE AND ENVIRONMENTAL ENGINEERING

PROJECT Gaston CCR Well Delineation Phase 3
LOCATION Wilsonville, AL

DATE STARTED 2/26/2020 **COMPLETED** 2/29/2020 **SURF. ELEV.** Not Surveyed **COORDINATES:**
CONTRACTOR Cascade **EQUIPMENT** **METHOD** Rotosonic
DRILLED BY David Wilcox **LOGGED BY** Leslie Noble **CHECKED BY** **ANGLE** **BEARING**
BORING DEPTH 357 ft. **GROUND WATER DEPTH: DURING** **COMP.** 25.95 ft. **DELAYED**
NOTES Sonic - 4" with 6" outer casing Well installed. Refer to well data sheet.

DEPTH (ft)	GRAPHIC LOG	MATERIAL DESCRIPTION	HCL REACTION (Weak / Moderate / Strong)	GROUNDWATER OBSERVATIONS	WELL DATA
5		**Utility Clearance (HYDROEXCAVATION)** - HYDROEXCAVATION			Completion: protective steel cover; 3-foot square concrete pad, 3 ft. stick-up Surface Seal: concrete
10		**Fat Clay (CH)** - Reddish tan, silty CLAY with chert fragments			
15		**Fat Clay (CH)** - Dark gray, organic, silty CLAY with coal fragments			
20		**Fat Clay (CH)** - Reddish tan, silty CLAY with chert fragments and dark gray, organic, silty, clay with coal fragments between 18.5' to 18.6' and dark gray, organic silty clay between 26' to 27'			Annular Fill: cement-bentonite grout
25	▼				
30		**Fat Clay (CH)** - Reddish tan, silty CLAY with chert fragments and boulders pieces, dark, organic clay with dolostone cobbles btween 27' to 27.3', and rock flour between 29' to 31'			
35					
40		**Fat Clay (CH)** - Stiff, reddish tan to brownish red, silty CLAY with chert fragments			

(Continued Next Page)

SIMPLE GEOLOGY WITH WELL 2019 (WOOD) - ESEE DATABASE.GDT - 4/26/20 22:47 - L:\GINT8\GINT8 - AMEC\PROJECTS\2020 PROJECTS\7630201657 - GASTON WELL DELINEATION PHASE 3.GPJ

SOUTHERN COMPANY

LOG OF TEST BORING

SOUTHERN COMPANY SERVICES, INC.
EARTH SCIENCE AND ENVIRONMENTAL ENGINEERING

PROJECT Gaston CCR Well Delineation Phase 3

LOCATION Wilsonville, AL

DEPTH (ft)	GRAPHIC LOG	MATERIAL DESCRIPTION	HCL REACTION (Weak / Moderate / Strong)	GROUNDWATER OBSERVATIONS	WELL DATA
45		**Fat Clay (CH)** - Stiff, reddish tan to brownish red, silty CLAY with chert fragments*(Con't)*			(CONTINUED) Completion: protective steel cover; 3-foot square concrete pad, 3 ft. stick-up
50		**Fat Clay (CH)** - Stiff, wet, reddish tan, tan, and red fat CLAY			
55					
60		**Fat Clay (CH)** - Stiff, tan, silty CLAY with chert fragments and MnO2 nodules			
65		**(DOLOSTONE)** - Light gray, micritic DOLOSTONE with dolomite-filled fracatures and crazed texture			Annular Fill: cement-bentonite grout
70		**(DOLOSTONE)** - Light gray, micritic DOLOSTONE with dolomite-filled fracatures and trace of iron staining on some fracture faces between 70' to 75'			
75					
80		**(DOLOSTONE)** - Light gray, micritic DOLOSTONE with dolomite-filled fractures and occasional iron staining on some fracture faces			
85					

SIMPLE GEOLOGY WITH WELL 2019 (WOOD) - ESEE DATABASE.GDT - 4/26/20 22:47 - L:\GINT8\GINT8 - AMEC\PROJECTS\2020 PROJECTS\7630201657 - GASTON WELL DELINEATION PHASE 3.GPJ

(Continued Next Page)

SOUTHERN COMPANY

LOG OF TEST BORING

SOUTHERN COMPANY SERVICES, INC.
EARTH SCIENCE AND ENVIRONMENTAL ENGINEERING

PROJECT Gaston CCR Well Delineation Phase 3

LOCATION Wilsonville, AL

DEPTH (ft)	GRAPHIC LOG	MATERIAL DESCRIPTION	HCL REACTION (Weak / Moderate / Strong)	GROUNDWATER OBSERVATIONS	WELL DATA
90		**(DOLOSTONE)** - Medium gray, micritic DOLOSTONE with numerous fractures, some dolomite-filled fractures, and some iron staining on some fracture surfaces*(Con't)*			(CONTINUED) Completion: protective steel cover; 3-foot square concrete pad, 3 ft. stick-up
95					
		(DOLOSTONE) - Medium gray, micritic DOLOSTONE with numerous fractures, some dolomite-filled fractures, and iron staining at 97'			
100					
105					
		(DOLOSTONE) - Medium gray, micritic DOLOSTONE with numerous fractures and some dolomite-filled fractures			
110					
115					Annular Fill: cement-bentonite grout
		(DOLOSTONE) - Medium gray and light gray, micritic DOLOSTONE with numerous fractures, dolomite-filled fractures, and iron staining on fracture surfaces			
120					
125					
		(DOLOSTONE) - Light gray, micritic DOLOSTONE with dolomite-filled fractures, heavily fractured "crazed" texture, iron staining, and reddish mineral inclusions in dolomite-filled fractures			
130					
135					

(Continued Next Page)

SIMPLE GEOLOGY WITH WELL 2019 (WOOD) - ESEE DATABASE.GDT - 4/26/20 22:47 - L:\GINT8\GINT8 - AMEC\PROJECTS\2020 PROJECTS\7630201657 - GASTON WELL DELINEATION PHASE 3.GPJ

SOUTHERN COMPANY

LOG OF TEST BORING

SOUTHERN COMPANY SERVICES, INC.
EARTH SCIENCE AND ENVIRONMENTAL ENGINEERING

PROJECT Gaston CCR Well Delineation Phase 3

LOCATION Wilsonville, AL

DEPTH (ft)	GRAPHIC LOG	MATERIAL DESCRIPTION	HCL REACTION (Weak / Moderate / Strong)	GROUNDWATER OBSERVATIONS	WELL DATA
140		**(DOLOSTONE)** - Light gray micritic DOLOSTONE with dolomite-filled fractures, heavily fractured "crazed" texture, iron staining, and pink discoloration permeating into dolostone as replacement or remineralization			(CONTINUED) Completion: protective steel cover; 3-foot square concrete pad, 3 ft. stick-up
145					
150		**(DOLOSTONE)** - Light gray micritic DOLOSTONE with dolomite-filled fractures, heavily fractured "crazed" texture, iron staining, and an 8" muddy layer at base of run			
155					
160		**(DOLOSTONE)** - Very broken to shattered, micritic DOLOSTONE with gritty texture and muddy			Annular Fill: cement-bentonite grout
165					
170		**(DOLOSTONE)** - Light gray micritic DOLOSTONE with dolomite-filled fractures, heavily fractured "crazed" texture, iron staining, and trace of mud			
175					
180		**(DOLOSTONE)** - Broken, light gray micritic DOLOSTONE with dolomite-filled fractures, heavily fractured "crazed" texture, and iron staining; good recovery			

SIMPLE GEOLOGY WITH WELL 2019 (WOOD) - ESEE DATABASE.GDT - 4/26/20 22:47 - L:\GINT8\GINT8 - AMEC\PROJECTS\2020 PROJECTS\7630201657 - GASTON WELL DELINEATION PHASE 3.GPJ

(Continued Next Page)

SOUTHERN COMPANY

LOG OF TEST BORING

SOUTHERN COMPANY SERVICES, INC.
EARTH SCIENCE AND ENVIRONMENTAL ENGINEERING

PROJECT Gaston CCR Well Delineation Phase 3

LOCATION Wilsonville, AL

DEPTH (ft)	GRAPHIC LOG	MATERIAL DESCRIPTION	HCL REACTION (Weak / Moderate / Strong)	GROUNDWATER OBSERVATIONS	WELL DATA
185					(CONTINUED) Completion: protective steel cover; 3-foot square concrete pad, 3 ft. stick-up
		(DOLOSTONE) - Medium gray, light gray, and tan DOLOSTONE with vugs in upper foot of run and heavily fractured "crazed" texture			
190					
195					
		(DOLOSTONE) - Medium gray, light gray, and tan DOLOSTONE with numerous intersecting fractures and heavily fractured "crazed", gritty, sandy, fault-brecciated texture			
200					
205					
		(DOLOSTONE) - Medium gray, light gray, and tan DOLOSTONE with numerous intersecting fractures and heavily fractured "crazed", gritty, sandy, fault-brecciated texture			Annular Fill: cement-bentonite grout
210					
215					
		(DOLOSTONE) - Medium gray, light gray, dark gray, and tan DOLOSTONE with numerous intersecting fractures, heavily fractured "crazed", gritty, sandy, fault-brecciated texture, and iron staining			
220					
225					
		(DOLOSTONE) - Medium gray DOLOSTONE with dolomite-filled fractures and vugs			
230					

(Continued Next Page)

SIMPLE GEOLOGY WITH WELL 2019 (WOOD) - ESEE DATABASE.GDT - 4/26/20 22:47 - L:\GINT8\GINT8 - AMEC\PROJECTS\2020 PROJECTS\7630201657 - GASTON WELL DELINEATION PHASE 3.GPJ

SOUTHERN COMPANY

LOG OF TEST BORING

SOUTHERN COMPANY SERVICES, INC.
EARTH SCIENCE AND ENVIRONMENTAL ENGINEERING

PROJECT Gaston CCR Well Delineation Phase 3

LOCATION Wilsonville, AL

DEPTH (ft)	GRAPHIC LOG	MATERIAL DESCRIPTION	HCL REACTION (Weak / Moderate / Strong)	GROUNDWATER OBSERVATIONS	WELL DATA
235		**(DOLOSTONE)** - Medium gray DOLOSTONE with dolomite-filled fractures and vugs*(Con't)*			(CONTINUED) Completion: protective steel cover; 3-foot square concrete pad, 3 ft. stick-up
240		**(DOLOSTONE)** - Very broken to shattered DOLOSTONE			
245					
250		**(DOLOSTONE)** - Very broken to shattered, highly fractured DOLOSTONE with dolomite-filled fractures with tan iron staining, slick sides at 254', and coarse, sandy texture at upper 1.5'			
255					Annular Fill: cement-bentonite grout
260		**(DOLOSTONE)** - Very broken to shattered, highly fractured, medium gray and tan DOLOSTONE with iron staining at 267'			
265					
270		**(DOLOSTONE)** - Medium gray, micritic DOLOSTONE with numerous fractures, dolomite-filled fractures, and iron straining			
275					
280		**(DOLOSTONE)** - Very broken to shattered DOLOSTONE with numerous fractures and iron staining			

(Continued Next Page)

SIMPLE GEOLOGY WITH WELL 2019 (WOOD) - ESEE DATABASE.GDT - 4/26/20 22:47 - L:\GINT8\GINT8 - AMEC\PROJECTS\2020 PROJECTS\7630201657 - GASTON WELL DELINEATION PHASE 3.GPJ

SOUTHERN COMPANY

LOG OF TEST BORING

SOUTHERN COMPANY SERVICES, INC.
EARTH SCIENCE AND ENVIRONMENTAL ENGINEERING

PROJECT Gaston CCR Well Delineation Phase 3

LOCATION Wilsonville, AL

DEPTH (ft)	GRAPHIC LOG	MATERIAL DESCRIPTION	HCL REACTION (Weak / Moderate / Strong)	GROUNDWATER OBSERVATIONS	WELL DATA
		(DOLOSTONE) - Very broken to shattered DOLOSTONE with numerous fractures and iron staining*(Con't)*			(CONTINUED) Completion: protective steel cover; 3-foot square concrete pad, 3 ft. stick-up
285					
		(DOLOMITE) - Very broken to shattered DOLOSTONE with numerous fractures and iron staining			
290					
295					
		(DOLOSTONE) - Very broken to shattered, light gray to tan, micritic DOLOMITE with numerous fractures, slickensides, and iron staining on fractured surfaces			Annular Fill: cement-bentonite grout
300					
305					
		(DOLOSTONE) - Very broken to shattered, dark gray, light gray, tan, and maroon, micritic DOLOMITE with numerous fractures, slickensides, and iron staining on fractured surfaces			
310					
315					
		(DOLOSTONE) - Very broken to shattered, dark gray, light gray, tan, and maroon, micritic DOLOMITE with numerous fractures, slickensides, and iron staining on fractured surfaces			Annular Seal: bentonite pellets
320					
325					Filter: silica filter sand

(Continued Next Page)

SIMPLE GEOLOGY WITH WELL 2019 (WOOD) - ESEE DATABASE.GDT - 4/26/20 22:47 - L:\GINT8\GINT8 - AMEC\PROJECTS\2020 PROJECTS\7630201657 - GASTON WELL DELINEATION PHASE 3.GPJ

LOG OF TEST BORING

SOUTHERN COMPANY SERVICES, INC.
EARTH SCIENCE AND ENVIRONMENTAL ENGINEERING

PROJECT Gaston CCR Well Delineation Phase 3

LOCATION Wilsonville, AL

DEPTH (ft)	GRAPHIC LOG	MATERIAL DESCRIPTION	HCL REACTION (Weak / Moderate / Strong)	GROUNDWATER OBSERVATIONS	WELL DATA
330		**(DOLOSTONE)** - Broken to shattered, dark gray and light gray, micritic DOLOMITE with numerous fractures, dolomite-filled fractures, slickensides, and few iron staining on fractured surfaces *(Con't)*			(CONTINUED) Completion: protective steel cover; 3-foot square concrete pad, 3 ft. stick-up
335					
		(DOLOSTONE) - Very broken to shattered, heavily fractured, reddish gray and tan DOLOSTONE with open mud-filled fractures at 347'			**Standpipe: 4" OD PVC (SCH 40)** Screen: 20 ft; slotted
340					
345					
		(DOLOSTONE) - Very broken to shattered, highly fractured, pale gray DOLOSTONE with dolomite-filled fractures and crazed texture			Sump:0.5 ft.
350					
355					Backfill:bentonite chips
					Annular Fill: cement-bentonite grout
		Bottom of borehole at 357.0 feet.			
360					
365					
370					
375					

SIMPLE GEOLOGY WITH WELL 2019 (WOOD) - ESEE DATABASE.GDT - 4/26/20 22:47 - L:\GINT8\GINT8 - AMEC\PROJECTS\2020 PROJECTS\7630201657 - GASTON WELL DELINEATION PHASE 3.GPJ

SOUTHERN COMPANY

LOG OF TEST BORING

SOUTHERN COMPANY SERVICES, INC.
EARTH SCIENCE AND ENVIRONMENTAL ENGINEERING

PROJECT Gaston CCR Well Delineation Phase 3
LOCATION Wilsonville, AL

DATE STARTED 2/12/2020 **COMPLETED** 2/15/2020 **SURF. ELEV.** Not Surveyed **COORDINATES:**
CONTRACTOR Cascade **EQUIPMENT** **METHOD** Rotosonic
DRILLED BY James Smith **LOGGED BY** Leslie Noble **CHECKED BY** **ANGLE** **BEARING**
BORING DEPTH 357 ft. **GROUND WATER DEPTH: DURING** **COMP.** 32.8 ft. **DELAYED** 32.6 ft. after 288 hrs.
NOTES Sonic - 4" with 6" outer casing Well installed. Refer to well data sheet.

DEPTH (ft)	GRAPHIC LOG	MATERIAL DESCRIPTION	HCL REACTION (Weak / Moderate / Strong)	GROUNDWATER OBSERVATIONS	WELL DATA
5		**Utility Clearance (HYDROEXCAVATION)** - HYDROEXCAVATION			Completion: protective steel cover; 3-foot square concrete pad, 3 ft. stick-up Surface Seal: concrete
10		**Coal Combustion Byproduct (ASH)** - Black ASH with gravel mixed with clay			
15		**Fat Clay (CH)** - Reddish tan, silty, fat CLAY with some gravel			
20		**Fat Clay (CH)** - Reddish tan, silty, fat CLAY with some chert gravel			Annular Fill: cement-bentonite grout
25					
30		**Fat Clay (CH)** - Reddish tan, silty, fat CLAY containing black ash and shale at 29' and rotted stems and roots between 34' to 36'			
35					
40		**Fat Clay (CH)** - Reddish tan, silty, fat CLAY with chert fragments and intervals of dark, shaly material from 45' to 46'			

(Continued Next Page)

SIMPLE GEOLOGY WITH WELL 2019 (WOOD) - ESEE DATABASE.GDT - 4/26/20 22:47 - L:\GINT8\GINT8 - AMEC\PROJECTS\2020 PROJECTS\7630201657 - GASTON WELL DELINEATION PHASE 3.GPJ

SOUTHERN COMPANY

LOG OF TEST BORING

SOUTHERN COMPANY SERVICES, INC.
EARTH SCIENCE AND ENVIRONMENTAL ENGINEERING

PROJECT Gaston CCR Well Delineation Phase 3

LOCATION Wilsonville, AL

DEPTH (ft)	GRAPHIC LOG	MATERIAL DESCRIPTION	HCL REACTION (Weak / Moderate / Strong)	GROUNDWATER OBSERVATIONS	WELL DATA
		Fat Clay (CH) - Reddish tan, silty, fat CLAY with chert fragments and intervals of dark, shaly material from 45' to 46'*(Con't)*			(CONTINUED) Completion: protective steel cover; 3-foot square concrete pad, 3 ft. stick-up
45					
		Fat Clay (CH) - Stiff, reddish tan, silty, fat CLAY with chert fragments			
50					
55					
60					
		(DOLOSTONE) - Micritic DOLOSTONE with some fractures and small vugs			Annular Fill: cement-bentonite grout
65					
		(DOLOSTONE) - Very broken to shatter, light gray, fine grained DOLOSTONE			
70					
75					
		(DOLOSTONE) - Broken to shattered, light gray, fine grained DOLOSTONE with some calcite-filled vugs and dolomite-filled fractures			
80					
85					

SIMPLE GEOLOGY WITH WELL 2019 (WOOD) - ESEE DATABASE.GDT - 4/26/20 22:47 - L:\GINT8\GINT8 - AMEC\PROJECTS\2020 PROJECTS\7630201657 - GASTON WELL DELINEATION PHASE 3.GPJ

(Continued Next Page)

SOUTHERN COMPANY

LOG OF TEST BORING

SOUTHERN COMPANY SERVICES, INC.
EARTH SCIENCE AND ENVIRONMENTAL ENGINEERING

PROJECT Gaston CCR Well Delineation Phase 3

LOCATION Wilsonville, AL

DEPTH (ft)	GRAPHIC LOG	MATERIAL DESCRIPTION	HCL REACTION (Weak / Moderate / Strong)	GROUNDWATER OBSERVATIONS	WELL DATA
90		**(DOLOSTONE)** - Broken to shattered, light gray, fine grained DOLOSTONE with some calcite-filled vugs and dolomite-filled fractures*(Con't)*			(CONTINUED) Completion: protective steel cover; 3-foot square concrete pad, 3 ft. stick-up
95					
		(DOLOSTONE) - Micritic DOLOSTONE with few stylolites, possible fossil fragments, and dolomite-filled fractures			
100					
105					
110					Annular Fill: cement-bentonite grout
115					
		(DOLOSTONE) - Micritic DOLOSTONE with few stylolites, possible fossil fragments, and dolomite-filled fractures			
120					
125					
130					
135					

SIMPLE GEOLOGY WITH WELL 2019 (WOOD) - ESEE DATABASE.GDT - 4/26/20 22:47 - L:\GINT8\GINT8 - AMEC\PROJECTS\2020 PROJECTS\7630201657 - GASTON WELL DELINEATION PHASE 3.GPJ

(Continued Next Page)

SOUTHERN COMPANY

LOG OF TEST BORING

SOUTHERN COMPANY SERVICES, INC.
EARTH SCIENCE AND ENVIRONMENTAL ENGINEERING

PROJECT Gaston CCR Well Delineation Phase 3

LOCATION Wilsonville, AL

DEPTH (ft)	GRAPHIC LOG	MATERIAL DESCRIPTION	HCL REACTION (Weak / Moderate / Strong)	GROUNDWATER OBSERVATIONS	WELL DATA
140		**(DOLOSTONE)** - Micritic DOLOSTONE with few stylolites, possible fossil fragments, and dolomite-filled fractures*(Con't)*			(CONTINUED) Completion: protective steel cover; 3-foot square concrete pad, 3 ft. stick-up
145					
150					
155					
160		**(DOLOSTONE)** - Micritic DOLOSTONE with few stylolites, possible fossil fragments, dolomite-filled fractures, vugs, and rock flour from 172' to 177'; weak reaction to 10% HCl			Annular Fill: cement-bentonite grout
165					
170					
175					
180		**(DOLOSTONE)** - Micritic DOLOSTONE with some stylolites, possible fossil fragments, dolomite-filled fractures, vugs, and staining on a porous fragment at 187'; weak reaction to 10% HCl			

(Continued Next Page)

SIMPLE GEOLOGY WITH WELL 2019 (WOOD) - ESEE DATABASE.GDT - 4/26/20 22:47 - L:\GINT8\GINT8 - AMEC\PROJECTS\2020 PROJECTS\7630201657 - GASTON WELL DELINEATION PHASE 3.GPJ

SOUTHERN COMPANY

LOG OF TEST BORING

SOUTHERN COMPANY SERVICES, INC.
EARTH SCIENCE AND ENVIRONMENTAL ENGINEERING

PROJECT Gaston CCR Well Delineation Phase 3

LOCATION Wilsonville, AL

DEPTH (ft)	GRAPHIC LOG	MATERIAL DESCRIPTION	HCL REACTION (Weak / Moderate / Strong)	GROUNDWATER OBSERVATIONS	WELL DATA
185		**(DOLOSTONE)** - Micritic DOLOSTONE with some stylolites, possible fossil fragments, dolomite-filled fractures, vugs, and staining on a porous fragment at 187'; weak reaction to 10% HCl*(Con't)*			(CONTINUED) Completion: protective steel cover; 3-foot square concrete pad, 3 ft. stick-up
190					
195		**(DOLOMITE)** - Broken to very broken, light gray, micritic DOLOMITE with small blebs of dark gray chert, some stylolites, and fine bedding features overprinted by healed fractures			
200					
205					Annular Fill: cement-bentonite grout
210					
215					
220					
225					
230					

SIMPLE GEOLOGY WITH WELL 2019 (WOOD) - ESEE DATABASE.GDT - 4/26/20 22:47 - L:\GINT8\GINT8 - AMEC\PROJECTS\2020 PROJECTS\7630201657 - GASTON WELL DELINEATION PHASE 3.GPJ

(Continued Next Page)

SOUTHERN COMPANY

LOG OF TEST BORING

SOUTHERN COMPANY SERVICES, INC.
EARTH SCIENCE AND ENVIRONMENTAL ENGINEERING

PROJECT Gaston CCR Well Delineation Phase 3

LOCATION Wilsonville, AL

DEPTH (ft)	GRAPHIC LOG	MATERIAL DESCRIPTION	HCL REACTION (Weak / Moderate / Strong)	GROUNDWATER OBSERVATIONS	WELL DATA
235		**(DOLOMITE)** - Broken to very broken, light gray, micritic DOLOMITE with small blebs of dark gray chert, some stylolites, and fine bedding features overprinted by healed fractures*(Con't)*			(CONTINUED) Completion: protective steel cover; 3-foot square concrete pad, 3 ft. stick-up
240		**(DOLOMITE)** - Broken to very broken, dark gray, micritic DOLOMITE with small blebs of dark gray chert and some stylolites			
245					
250					
255					Annular Fill: cement-bentonite grout
260		**(DOLOSTONE)** - Medium to dark gray, micritic DOLOSTONE with some dolomite-filled fractures			
265					
270					
275					
280		**(DOLOSTONE)** - Medium to dark gray, micritic DOLOSTONE with some dolomite-filled fractures; low recovery			

(Continued Next Page)

SIMPLE GEOLOGY WITH WELL 2019 (WOOD) - ESEE DATABASE.GDT - 4/26/20 22:47 - L:\GINT8\GINT8 - AMEC\PROJECTS\2020 PROJECTS\7630201657 - GASTON WELL DELINEATION PHASE 3.GPJ

SOUTHERN COMPANY

LOG OF TEST BORING

SOUTHERN COMPANY SERVICES, INC.
EARTH SCIENCE AND ENVIRONMENTAL ENGINEERING

PROJECT Gaston CCR Well Delineation Phase 3

LOCATION Wilsonville, AL

DEPTH (ft)	GRAPHIC LOG	MATERIAL DESCRIPTION	HCL REACTION (Weak / Moderate / Strong)	GROUNDWATER OBSERVATIONS	WELL DATA
		(DOLOSTONE) - Medium to dark gray, micritic DOLOSTONE with some dolomite-filled fractures; low recovery*(Con't)*			(CONTINUED) Completion: protective steel cover; 3-foot square concrete pad, 3 ft. stick-up
285					
290					
295					
		(DOLOSTONE) - Medium to dark gray, micritic DOLOSTONE with some dolomite-filled fractures and some straight-lined and vuggy healed fractures; low recovery and not reactive to 10% HCl			Annular Fill: cement-bentonite grout
300					
305					
310					
315					
		(DOLOSTONE) - Medium to dark gray, micritic DOLOSTONE with some dolomite-filled fractures and some "crazed" textured of old healed fractures			Annular Seal: bentonite pellets
320					Filter: silica filter sand
325					**Standpipe:** **4" OD PVC (SCH 40)** Screen: 20 ft; slotted

(Continued Next Page)

SIMPLE GEOLOGY WITH WELL 2019 (WOOD) - ESEE DATABASE.GDT - 4/26/20 22:47 - L:\GINT8\GINT8 - AMEC\PROJECTS\2020 PROJECTS\7630201657 - GASTON WELL DELINEATION PHASE 3.GPJ

SOUTHERN COMPANY

LOG OF TEST BORING

SOUTHERN COMPANY SERVICES, INC.
EARTH SCIENCE AND ENVIRONMENTAL ENGINEERING

PROJECT Gaston CCR Well Delineation Phase 3

LOCATION Wilsonville, AL

DEPTH (ft)	GRAPHIC LOG	MATERIAL DESCRIPTION	HCL REACTION (Weak / Moderate / Strong)	GROUNDWATER OBSERVATIONS	WELL DATA
330		**(DOLOSTONE)** - Medium to dark gray, micritic DOLOSTONE with some dolomite-filled fractures and some "crazed" textured of old healed fractures *(Con't)*			(CONTINUED) Completion: protective steel cover; 3-foot square concrete pad, 3 ft. stick-up
335					**Standpipe: 4" OD PVC (SCH 40)** Screen: 20 ft; slotted
340		**(DOLOSTONE)** - Medium to dark gray, micritic DOLOSTONE with some dolomite-filled fractures and vertical fractures; good recovery			
345					Sump:0.5 ft.
350					
355					Backfill:bentonite chips; Annular Fill: cement-bentonite grout
		Bottom of borehole at 357.0 feet.			
360					
365					
370					
375					

SIMPLE GEOLOGY WITH WELL 2019 (WOOD) - ESEE DATABASE.GDT - 4/26/20 22:47 - L:\GINT8\GINT8 - AMEC\PROJECTS\2020 PROJECTS\7630201657 - GASTON WELL DELINEATION PHASE 3.GPJ

Well Installation Field Log

Project Name:	Gaston Well Delineation - Phase III	Date Started:	3/18/2020	Date Completed:	3/24/2020
Borehole/Well No:	GN-AP-MW-31VR	Northing (ft):	1179536.82	Easting (ft):	2286079.71
Plant Name:	Plant E.C. Gaston	Latitude:	33.2383277	Longitude:	-86.4613582
Plant Address:	31745 AL-25, Wilsonville, AL 35186	Location Datum:	AL West NAD 83, NAVD 88	Elevation Datum:	MSL
Project & Task Number:		Surface/ Ground Elevation:	435.28	Stickup (ft, ags):	3.4
Goals/Task:	Well Delineation	Borehole Diameter (in):	8"	Borehole Depth (ft, bgs):	207.0
Drilling Company:	Cascade - James Smith	Well Casing Diameter (in):	4"	Well Depth (ft, bgs):	191.0
Drilling Equipment/Rig Type:	Sonic	Top of Casing elev (ft):	438.65	Screen length (ft):	10
Drilling Method:	Sonic	DTW at Completion (ft, bgs):	36.3		
Sampling Method:	Sonic Core				
Prepared By:	Thuy Trieu				
Reviewed By:	Greg Budd SCS				

*Not to Scale

Depth (feet)

Well Construction

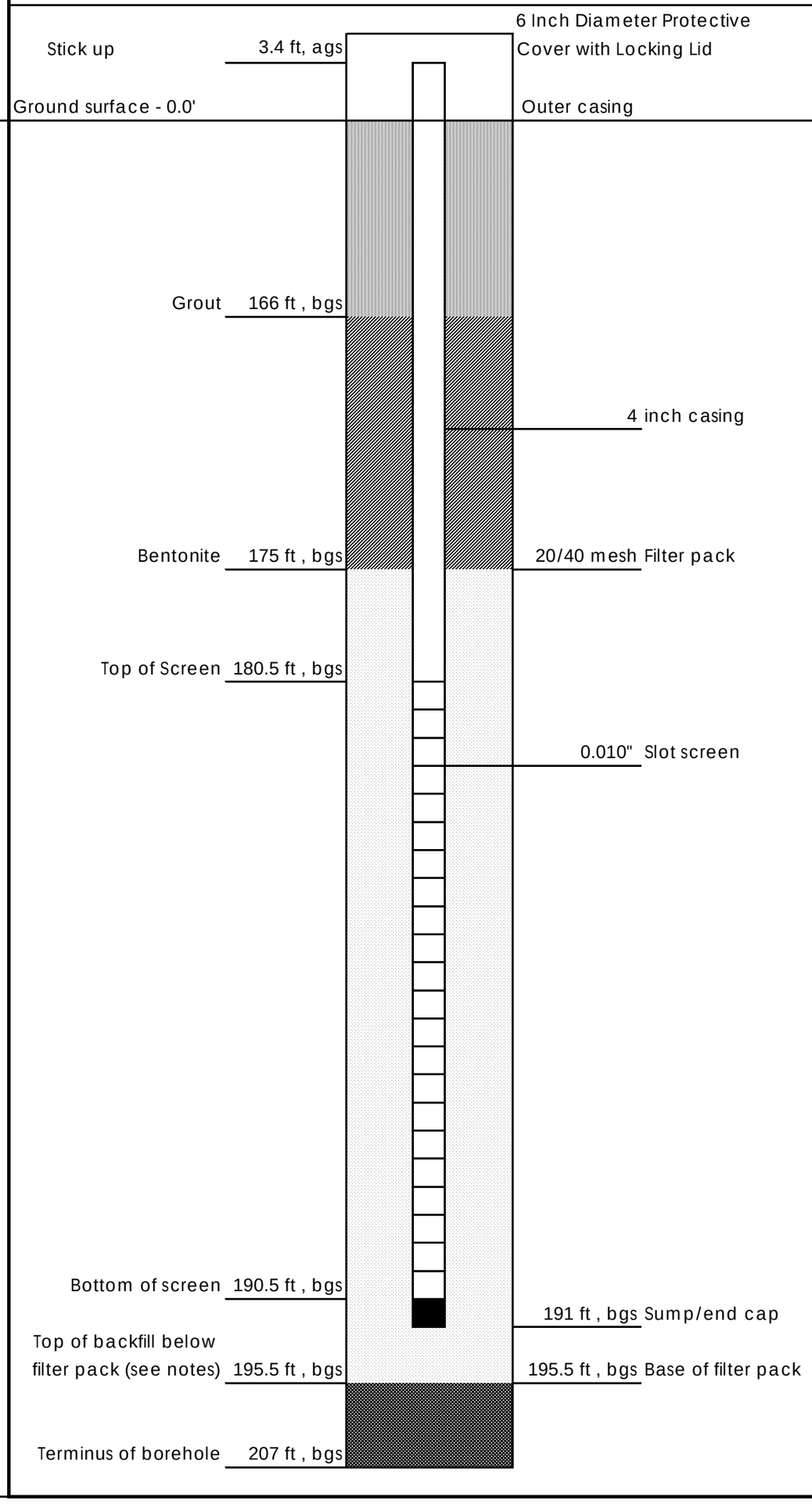

Materials Inventory

Stick up: 3.4 ft, ags

Casing Type (steel or PVC, schedule 40 or 80):
Schedule 40, PVC

Casing
Top: 3.4 ft, ags Bottom: 180.5 ft, bgs

Screen Type:
Schedule 40, PVC slotted

Screen Slot Size:
0.010"

Screen
Top: 180.5 ft, bgs Bottom: 190.5 ft, bgs

Sump/end cap
Top: 190.5 ft, bgs Bottom: 191.0 ft, bgs

Grout Quantity:
~ 495 gall

Grout Type:
Aquaguard

Grout
Top: 0.0 ft, bgs Bottom: 166.0 ft, bgs

Bentonite Type:
Bentonite Chips

Bentonite Seal
Top: 166.0 ft, bgs Bottom: 175.0 ft, bgs

Filter Pack - Pre-pack and Annular Space
Type (manufacturer, size):
Global #7 20/40 mesh

Filter Pack:
Top: 175.0 ft, bgs Bottom: 195.5 ft, bgs

Notes: Bentonite seal hydrated 4 hours prior to grout backfill placed.

Backfill below sand pack:
Bentonite chips placed from 195.5' to 207' (11.5')

Well Installation Field Log

Project Name:	Gaston Well Delineation - Phase III	Date Started:	3/25/2020	Date Completed:	3/31/2020
Borehole/Well No:	GN-AP-MW-35V	Northing (ft):	1177065.4	Easting (ft):	2284607.208
Plant Name:	Plant E.C. Gaston	Latitude:	33.2315753	Longitude:	-86.46625438
Plant Address:	31745 AL-25, Wilsonville, AL 35186	Location Datum:	AL West NAD 83, NAVD 88	Elevation Datum:	MSL
Project & Task Number:		Surface/ Ground Elevation:	446.08	Stickup (ft, ags):	3.3
Goals/Task:	Well Delineation	Borehole Diameter (in):	8"	Borehole Depth (ft, bgs):	356.5
Drilling Company:	Cascade - David Wilcox	Well Casing Diameter (in):	4"	Well Depth (ft, bgs):	350.6
Drilling Equipment/Rig Type:	Sonic	Top of Casing elev (ft):	449.39	Screen length (ft):	20
Drilling Method:	Sonic	DTW at Completion (ft, bgs):	35		
Sampling Method:	Sonic Core				
Prepared By:	Thuy Trieu				
Reviewed By:	Greg Budd SCS				

*Not to Scale

Depth (feet)

Well Construction

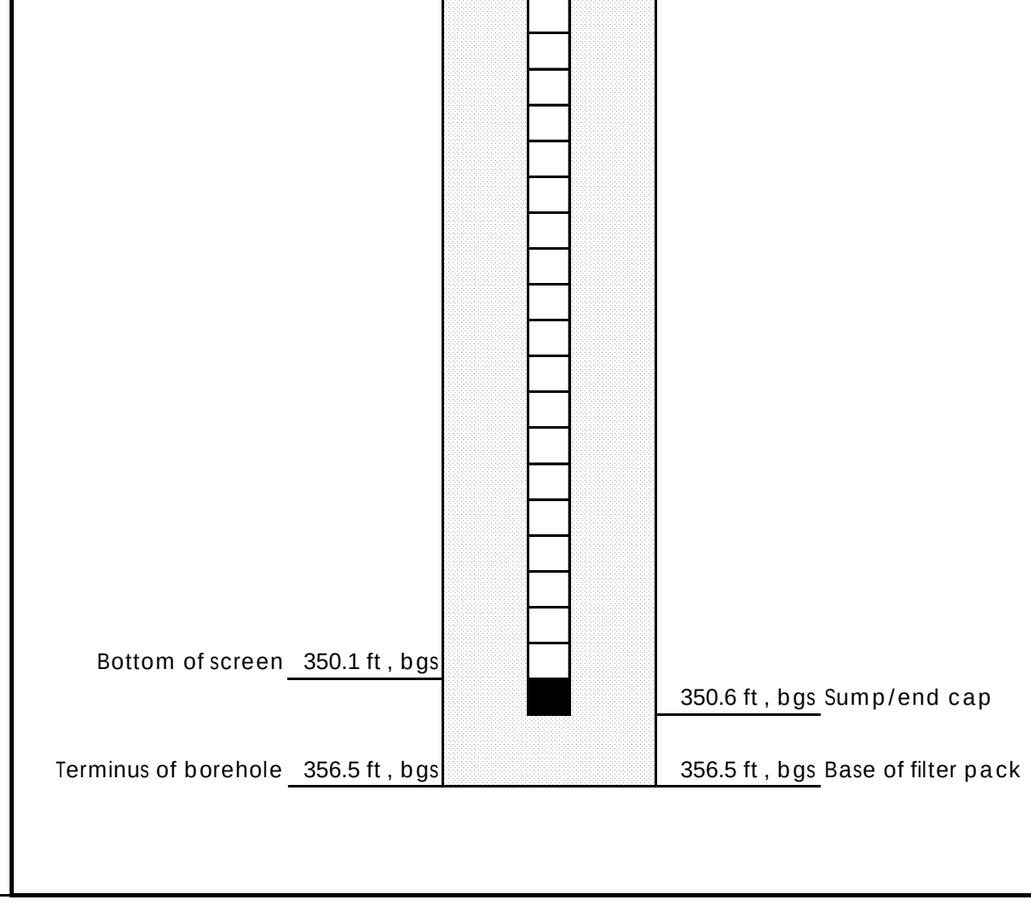

Materials Inventory

Stick up: 3.3 ft, ags

Casing Type (steel or PVC, schedule 40 or 80):
Schedule 40, PVC

Casing
Top: 3.0 ft, ags Bottom: 330.1 ft, bgs

Screen Type:
Schedule 40, PVC slotted

Screen Slot Size:
0.010"

Screen
Top: 330.1 ft, bgs Bottom: 350.1 ft, bgs

Sump/end cap
Top: 350.1 ft, bgs Bottom: 350.6 ft, bgs

Grout Quantity:
~ 853 gall

Grout Type:
Aquaguard

Grout
Top: 0.0 ft, bgs Bottom: 319.2 ft, bgs

Bentonite Type:
Bentonite Chips

Bentonite Seal
Top: 319.2 ft, bgs Bottom: 324.6 ft, bgs

Filter Pack - Pre-pack and Annular Space
Type (manufacturer, size):
Global #7 20/40 mesh

Filter Pack:
Top: 324.6 ft, bgs Bottom: 356.5 ft, bgs

Notes: Bentonite seal hydrated 4 hours prior to grout backfill placed.

Backfill below sand pack: NA

Well Installation Field Log

Project Name:	Gaston Well Delineation - Phase III	Date Started:	2/26/2020	Date Completed:	3/14/2020
Borehole/Well No:	GN-AP-MW-36V	Northing (ft):	1178168.10	Easting (ft):	2285222.01
Plant Name:	Plant E.C. Gaston	Latitude:	33.23458937	Longitude:	-86.46420835
Plant Address:	31745 AL-25, Wilsonville, AL 35186	Location Datum:	AL West NAD 83, NAVD 88	Elevation Datum:	MSL
Project & Task Number:		Surface/ Ground Elevation:	451.34	Stickup (ft, ags):	3.0
Goals/Task:	Well Delineation	Borehole Diameter (in):	10"	Borehole Depth (ft, bgs):	357.0
Drilling Company:	Cascade - David Wilcox	Well Casing Diameter (in):	4"	Well Depth (ft, bgs):	346.0
Drilling Equipment/Rig Type:	Sonic	Top of Casing elev (ft):	454.37	Screen length (ft):	20
Drilling Method:	Sonic	DTW at Completion (ft, bgs):	25.95		
Sampling Method:	Sonic Core				
Prepared By:	Thuy Trieu				
Reviewed By:	Greg Budd SCS				

*Not to Scale

Depth (feet)

Well Construction

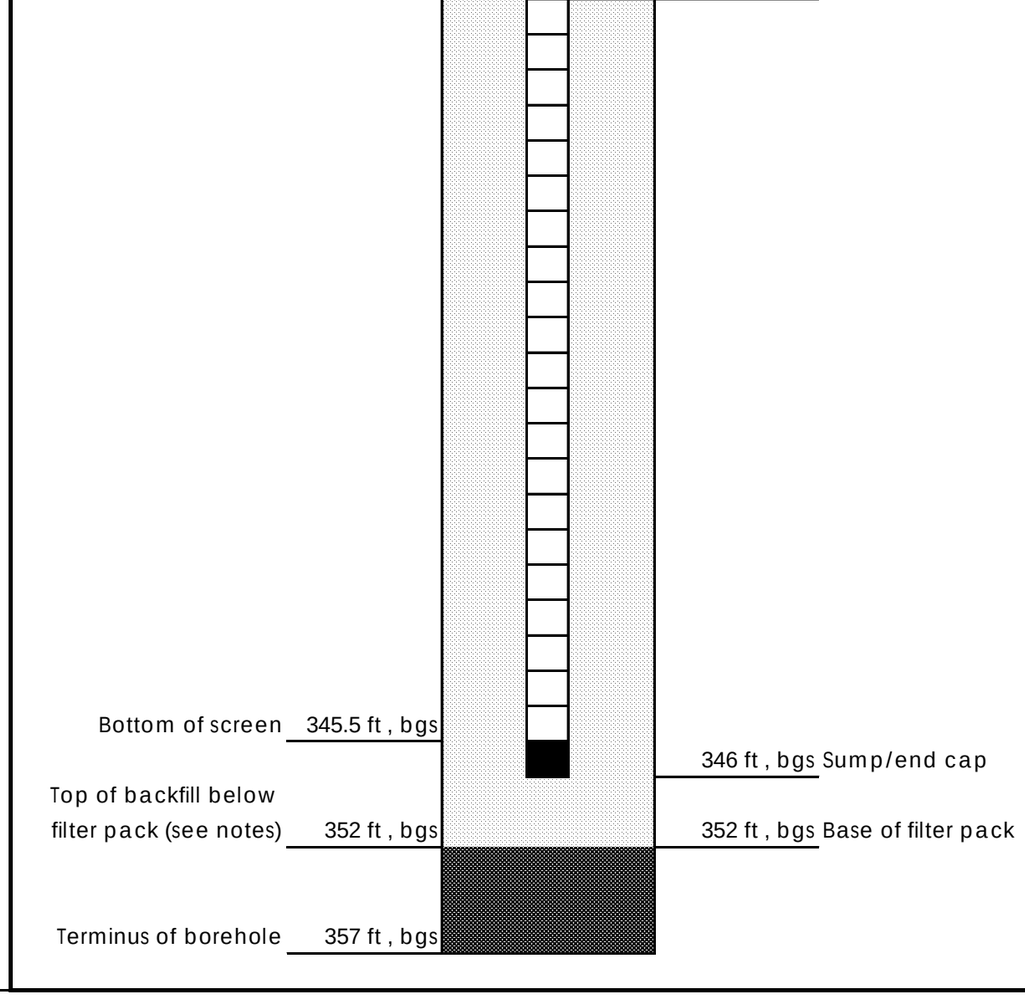

Materials Inventory

Stick up: 3.0 ft, ags

Casing Type (steel or PVC, schedule 40 or 80): Schedule 40, PVC

Casing
Top: 3.0 ft, ags Bottom: 325.5 ft, bgs

Screen Type: Schedule 40, PVC slotted

Screen Slot Size: 0.010"

Screen
Top: 325.5 ft, bgs Bottom: 345.5 ft, bgs

Sump/end cap
Top: 345.5 ft, bgs Bottom: 346.0 ft, bgs

Grout Quantity: ~ 720 gall

Grout Type: Aquaguard

Grout
Top: 0.0 ft, bgs Bottom: 318.0 ft, bgs

Density
Initial: 10.0 lbs/gal

Bentonite Type: Bentonite Chips

Bentonite Seal
Top: 318.0 ft, bgs Bottom: 323.0 ft, bgs

Filter Pack - Pre-pack and Annular Space
Type (manufacturer, size): Global #7 20/40 mesh

Filter Pack:
Top: 323.0 ft, bgs Bottom: 352.0 ft, bgs

Notes: Bentonite seal hydrated 4 hours prior to grout backfill placed.

Backfill below sand pack:
Bentonite chips placed from 352' to 357' (5')

Well Installation Field Log

Project Name:	Gaston Well Delineation - Phase III	Date Started:	2/12/2020	Date Completed:	2/19/2020
Borehole/Well No:	GN-AP-MW-37V	Northing (ft):	1178698.881	Easting (ft):	2285558.467
Plant Name:	Plant E.C. Gaston	Latitude:	33.2360391	Longitude:	-86.46309002
Plant Address:	31745 AL-25, Wilsonville, AL 35186	Location Datum:	AL West NAD 83, NAVD 88	Elevation Datum:	MSL
Project & Task Number:		Surface/ Ground Elevation:	TBD	Stickup (ft, ags):	2.7
Goals/Task:	Well Delineation	Borehole Diameter (in):	10"	Borehole Depth (ft, bgs):	357.0
Drilling Company:	Cascade - James Smith	Well Casing Diameter (in):	4"	Well Depth (ft, bgs):	345.0
Drilling Equipment/Rig Type:	Sonic	Top of Casing elev (ft):	TBD	Screen length (ft):	20
Drilling Method:	Sonic	DTW at Completion (ft, bgs):	32.8		
Sampling Method:	Sonic Core				
Prepared By:	Thuy Trieu				
Reviewed By:	Greg Budd SCS				

*Not to Scale

Depth (feet)

Well Construction

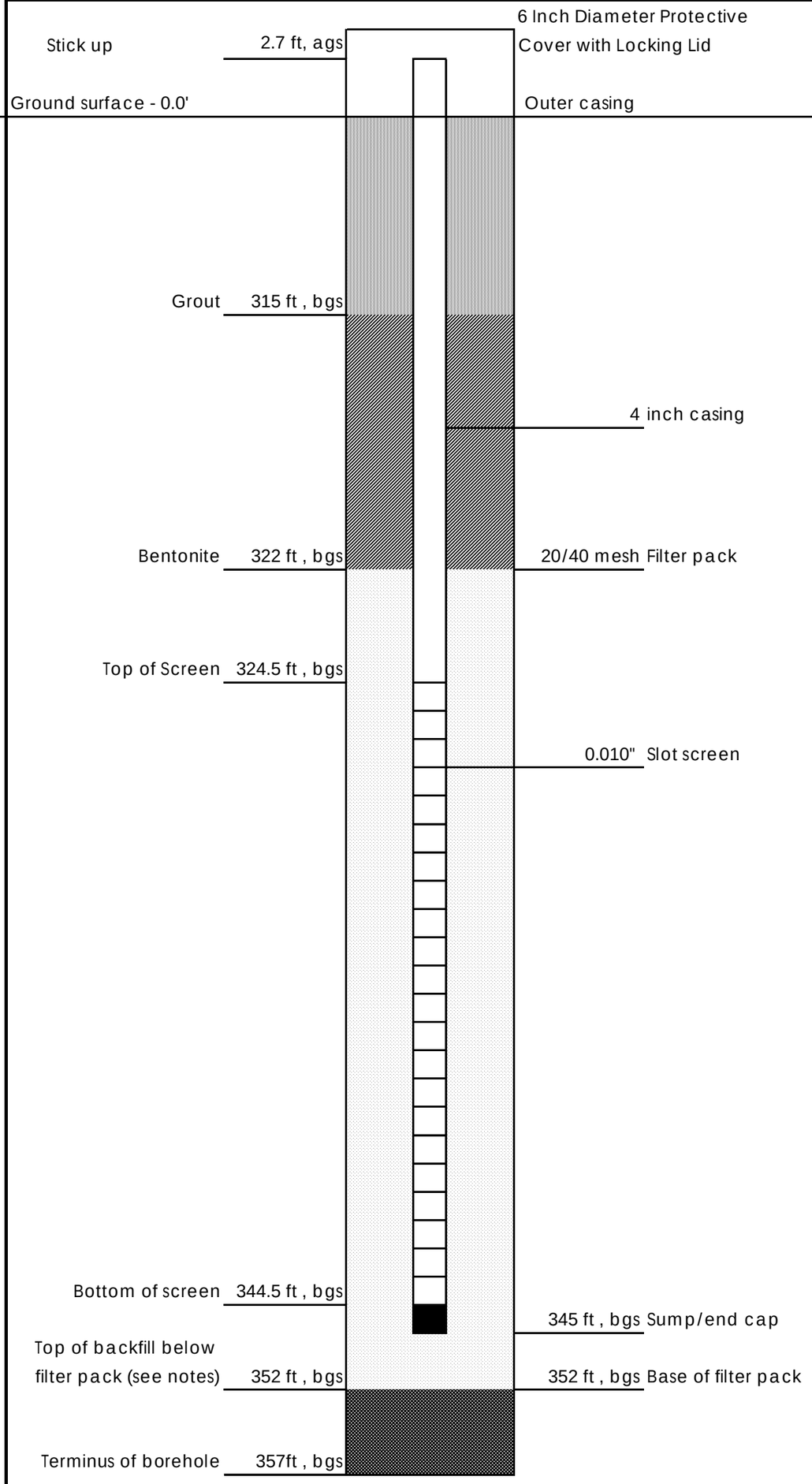

Materials Inventory

Stick up: 2.7 ft, ags

Casing Type (steel or PVC, schedule 40 or 80): Schedule 40, PVC

Casing Top: 2.7 ft, ags Bottom: 324.5 ft, bgs

Screen Type: Schedule 40, PVC slotted

Screen Slot Size: 0.010"

Screen Top: 324.5 ft, bgs Bottom: 344.5 ft, bgs

Sump/end cap Top: 344.5 ft, bgs Bottom: 345.0 ft, bgs

Grout Quantity: ~ 480 gall

Grout Type: Aquaguard

Grout Top: 0.0 ft, bgs Bottom: 315.0 ft, bgs

Bentonite Type: Bentonite Chips

Bentonite Seal Top: 315.0 ft, bgs Bottom: 322.0 ft, bgs

Filter Pack - Pre-pack and Annular Space
Type (manufacturer, size): Global #7 20/40 mesh

Filter Pack: Top: 322.0 ft, bgs Bottom: 352.0 ft, bgs

Notes: Bentonite seal hydrated 4 hours priorto grout backfill placed.

Backfill below sand pack:
Bentonite chips placed from 352' to 357' (5')

Alabama Power

Lab & Field SERVICES

Well Development
Groundwater
APC General Testing Laboratory
General Service Complex Building 8

Submit

Location	Gaston Ash Pond	Well	MW-31VR
Start Date/Time	4/13/20 11:10	End Date/Time	5/13/2020 12:30
Technician	Anthony Goggins		
Weather	Cloudy 69		
Depth to Water	47.73	Total Volume Purged	18.2
Depth to Bottom	190.5	Well Capacity	0.65
Gallons per well volume	92.99		
Comment			

Time	Vol	Cum Vol	Rate	DTW	pH	Cond	Temp	Turb	Color	ORP	DO	Comment
	(Gallons)	(Gallons)	(GPM)	(Feet)	(SU)	(uS/cm)	(C)	(NTU)	(Desc)	(mV)	(mg/L)	
1120	2.6	2.6	0.26	50.55	7.42	550		45.5	Clear	-125	0.18	Bottom
1130	2.6	5.2	0.26	53.10	7.48	548		22.5	Clear	-136	0.13	
1140	2.6	7.8	0.26	59.4	7.72	535		11.1	Clear	-192	0.09	
1150	2.6	10.4	0.26	62.10	7.74	532		5.86	Clear	-215	0.08	
1200	2.6	13	0.26	65.53	7.82	529		3.79	Clear	-236	0.09	Mid-screen
1210	2.6	15.6	0.26	68.90	7.85	529		2.79	Clear	-249	0.07	
1220	1.3	16.9	0.13	70.90	7.84	529		2.36	Clear	-255	0.06	Top
1230	1.3	18.2	0.13	72.45	7.85	528		2.49	Clear	-260	0.06	

Alabama Power

Lab & Field SERVICES

Well Development
Groundwater
APC General Testing Laboratory
General Service Complex Building 8

Submit

Location	Gaston Ash Pond	Well	MW-35V
Start Date/Time	4/15/20 08:50	End Date/Time	4/15/2020 11:10
Technician	Anthony Goggins		
Weather	Suuny 45		
Depth to Water	42.7	Total Volume Purged	42
Depth to Bottom	350.4	Well Capacity	0.65
Gallons per well volume	200		
Comment	Very Poor Recharge		

Time	Vol (Gallons)	Cum Vol (Gallons)	Rate (GPM)	DTW (Feet)	pH (SU)	Cond (uS/cm)	Temp (C)	Turb (NTU)	Color (Desc)	ORP (mV)	DO (mg/L)	Comment
0900	3	3	0.3	46.6	0				Mud			Bottom
0910	3	6	0.3	51.45	7.77	397		41.7	Clear	-144	0.2	
0920	3	9	0.3	56.4	7.69	395		21.1	Clear	-146	0.16	
0930	3	12	0.3	61.5	7.67	393		17.9	Clear	-145	0.15	
0940	3	15	0.3	67.25	7.74	394		11.8	Clear	-145	0.14	
0950	3	18	0.3	71.8	7.72	394		7.10	Clear	-145	0.14	
1000	3	21	0.3	76.95	7.74	395		8.23	Clear	-140	0.16	Mid-Screen
1020	6	27	0.3	83.84	7.75	390		5.98	Clear	-135	0.18	
1030	3	30	0.3	85.20	7.73	394		5.45	Clear	-135	0.09	
1040	3	33	0.3	87.10	7.73	394		5.05	Clear	-138	0.09	Top
1050	3	36	0.3	89.4	7.68	393		7.36	Clear	-137	0.09	
1100	3	39	0.3	91.3	7.69	394		7.39	Clear	-138	0.09	
1110	3	42	0.3	94.24	7.67	394		6.07	Clear	-137	0.08	

Alabama Power

Lab & Field SERVICES

Well Development
Groundwater
APC General Testing Laboratory
General Service Complex Building 8

Submit

Location	Gaston Ash Pond	Well	MW-36V
Start Date/Time	4/14/20 09:50	End Date/Time	4/14/2020 15:00
Technician	Anthony Goggins		
Weather	Sunny 70		
Depth to Water	42.85	Total Volume Purged	61.4
Depth to Bottom	347.7	Well Capacity	0.65
Gallons per well volume	199.5		
Comment	Very poor recharge; Pumped 9 gallons before getting pump stuck on 041320.		

Time	Vol	Cum Vol	Rate	DTW	pH	Cond	Temp	Turb	Color	ORP	DO	Comment
	(Gallons)	(Gallons)	(GPM)	(Feet)	(SU)	(uS/cm)	(C)	(NTU)	(Desc)	(mV)	(mg/L)	
1030	3	15	0.3	60.92				77.2	Cloudy			Bottom
1040	3	18	0.3	64.95					Cloudy			
1050	3	21	0.3	68.72				54.2	Clear			
1100	3	24	0.3	71.70				52.5	Clear			
1110	1.6	25.6	0.16	74.65					Cloudy			
1120	1.6	27.2	0.16	76.20				33.4	Clear			
1130	1.6	28.8	0.16	78.15	8.10	1229		17.9	Clear	-215	0	
1140	1.6	30.4	0.16	78.55	8.06	1226		18.0	Clear	-215	0	
1150	1.6	32	0.16	80.4	8.09	1223		57.9	Cloudy	-220	0	
1200	1.6	33.6	0.16	82.3	8.09	1225		20.5	Clear	-221	0	
1210	1.6	35.2	0.16	84.4	8.10	1226		17.9	Clear	-225	0	
1220	1.6	36.8	0.16	85.7	8.07	1234		14.5	Clear	-224	0	
1230	1.6	38.4	0.16	86.95	8.10	1225		15.1	Clear	-224	0	
1240	1.6	40.0	0.16	88.7	8.09	1231		30.8	Clear	-228	0	
1250	1.6	41.6	0.16	89.7	8.11	1228		20.7	Clear	-226	0	
1300	1.6	43.2	0.16	90.8	8.09	1238		14.4	Clear	-230	0	
1310	1.6	44.8	0.16	92.3	8.12	1237		14.2	Clear	-228	0	
1320	1.6	46.4	0.16	93.6	8.11	1244		13.9	Clear	-230	0	
1330	1.6	47	0.16	95.5	8.12	1250		10.7	Clear	-229	0	
1340	1.6	48.6	0.16	96.8	8.13	1261		10.5	Clear	-231	0	
1350	1.6	50.2	0.16	98.2	8.13	1252		9.38	Clear	-233	0	
1400	1.6	51.8	0.16	100.3	8.12	1254		8.81	Clear	-235	0	Mid-Screen
1410	1.6	53.4	0.16	101.6	8.10	1377		9.71	Clear	-235	0	
1420	1.6	55	0.16	103	8.12	1408		8.15	Clear	-235	0	
1430	1.6	56.6	0.16	104.8	8.12	1414		7.10	Clear	-236	0	
1440	1.6	58.2	0.16	105.7	8.12	1426		7.21	Clear	-237	0	Top
1450	1.6	59.8	0.16	107.0	8.07	1541		7.81	Clear	-234	0	
1500	1.6	61.4	0.16	108.7	8.07	1577		8.62	Clear	-236	0	

Alabama Power

Lab & Field SERVICES

Well Development
Groundwater

APC General Testing Laboratory
General Service Complex Building 8

Submit

Location	Gaston Ash Pond	Well	MW-37V
Start Date/Time	4/8/20 10:40	End Date/Time	4/8/2020 13:00
Technician	Anthony Goggins		
Weather	Cloudy 79		
Depth to Water	35.95	Total Volume Purged	27.5
Depth to Bottom	345.5	Well Capacity	0.65
Gallons per well volume	201.2		
Comment			

Time	Vol	Cum Vol	Rate	DTW	pH	Cond	Temp	Turb	Color	ORP	DO	Comment
	(Gallons)	(Gallons)	(GPM)	(Feet)	(SU)	(uS/cm)	(C)	(NTU)	(Desc)	(mV)	(mg/L)	
1050	5	5	0.5	41.9	7.72	458.6		28.5	clear	-114	0.41	Bottom
1100	5	10	0.5	43.8	7.83	454.6		27.3	"	-128	0.3	
1110	1.5	11.5	0.15	43.8	7.88	450.9		15.3	"	-128	0.33	
1120	1.5	13	0.15	43.8	7.92	449		12.5	"	-144	0.21	
1130	1.5	14.5	0.15	43.8	7.94	447		10.89	"	-153	0.17	
1140	1.5	16	0.15	43.8	7.92	442		6.84	"	-153	0.16	
1150	1.5	17.5	0.15	43.8	7.93	438		14.1	"	-153	0.15	
1200	1.5	19	0.15	43.8	7.94	434		13.0	"	-154	0.14	
1210	1.5	20.5	0.15	43.8	7.95	431		5.46	"	-154	0.13	
1220	1.5	22	0.15	43.8	7.92	428.8		4.84	"	-149	0.15	Mid-Screen
1230	1.5	23.5	0.15	43.8	7.89	416		5.23	"	-119	0.21	
1240	1.5	25	0.15	43.8	7.89	416		4.78	"	-111	0.17	
1250	1.5	26.5	0.15	45.8	7.89	420		4.44	"	-113	0.16	Top
1300	1.5	28	0.15	45.8	7.83	418		6.14	clear	-82	0.40	

Appendix B

Appendix B
Abbreviations

Abbreviations:

1. mg/L - Milligrams per liter
2. pCi/L - Picocuries per liter
3. N/A indicates the constituent was not analyzed during the sampling event.
4. J value indicates the result is greater that or equal to the Method Detection Limit (MDL) and less that the Practical Quantitation Limit (PQL).
Values are displayed as less than the PQL with a J.
5. Non-Detect indicates the result was not detected above the MDL and is considered a non-detect.
6. Radium data is a combination of radium isotopes 226 and 228. When results are reported below the MDC (Minimum Detectable Concentration),
data is displayed with an accompanying U. The MDC varies depending upon the sample amount and elapsed time of the measurement.
7. Annual sampling for Appendix IV constituents only was completed following initiation of assessment monitoring. Appendix III constituents were not required during this monitoring event.

Analytical Data Summary
Plant Gaston Ash Pond
Alabama Power Company

		APPENDIX III							APPENDIX IV													
WELL	SAMPLE DATE	Boron	Calcium	Chloride	Fluoride	pH	Sulfate	TDS	Antimony	Arsenic	Barium	Beryllium	Cadmium	Chromium	Cobalt	Combined Radium 226 + 228	Fluoride	Lead	Lithium	Mercury	Molybdenum	Selenium	Thallium
UNITS		mg/L	mg/L	mg/L	mg/L	SU	mg/L	mg/L	mg/L	mg/L	mg/L	mg/L	mg/L	mg/L	mg/L	pCi/L	mg/L	mg/L	mg/L	mg/L	mg/L	mg/L	mg/L
GN-AP-MW-1	3/29/2016	Non-Detect	45.6	2.16	0.058(J)	7.39	15.9	274	0.00112(J)	0.00412(J)	0.017	Non-Detect	Non-Detect	0.00233(J)	Non-Detect	3(U)	0.058(J)	Non-Detect	0.0182(J)	Non-Detect	0.0463	Non-Detect	Non-Detect
GN-AP-MW-1	5/19/2016	Non-Detect	49.7	2.11	0.093(J)	7.35	18	270	0.000818(J)	0.00313(J)	0.0161	Non-Detect	Non-Detect	Non-Detect	Non-Detect	0.949	0.093(J)	Non-Detect	Non-Detect	Non-Detect	0.0326	Non-Detect	Non-Detect
GN-AP-MW-1	7/12/2016	Non-Detect	53.8	2.93	0.092(J)	7.46	24.6	289	Non-Detect	0.00459(J)	0.02	Non-Detect	Non-Detect	Non-Detect	Non-Detect	0.73	0.092(J)	Non-Detect	Non-Detect	Non-Detect	0.0164	Non-Detect	Non-Detect
GN-AP-MW-1	9/13/2016	Non-Detect	53.5	2.91	0.045(J)	7.43	11.6	275	Non-Detect	0.00531	0.0176	Non-Detect	Non-Detect	Non-Detect	Non-Detect	0.948	0.045(J)	Non-Detect	Non-Detect	Non-Detect	0.0072(J)	Non-Detect	Non-Detect
GN-AP-MW-1	11/15/2016	0.0246(J)	55.1	2.72	Non-Detect	7.42	9.07	258	Non-Detect	0.00571	0.02	Non-Detect	Non-Detect	Non-Detect	Non-Detect	1.28	Non-Detect	Non-Detect	Non-Detect	Non-Detect	0.00598(J)	Non-Detect	Non-Detect
GN-AP-MW-1	2/28/2017	Non-Detect	55.3	3.5	0.07(J)	7.36	10	291	0.000622(J)	0.00766	0.0247	Non-Detect	Non-Detect	Non-Detect	Non-Detect	0.232(U)	0.07(J)	Non-Detect	Non-Detect	Non-Detect	0.00869(J)	Non-Detect	Non-Detect
GN-AP-MW-1	5/23/2017	Non-Detect	55.7	3.7	0.08(J)	7.33	16	260	Non-Detect	0.00528	0.0187	Non-Detect	Non-Detect	Non-Detect	Non-Detect	n/a	0.08(J)	Non-Detect	Non-Detect	Non-Detect	0.0132	Non-Detect	Non-Detect
GN-AP-MW-1	6/19/2017	Non-Detect	55.1	3.2	0.08(J)	7.34	13	270	Non-Detect	0.00513	0.0172	Non-Detect	Non-Detect	Non-Detect	Non-Detect	1.02	0.08(J)	Non-Detect	Non-Detect	Non-Detect	0.0128	Non-Detect	Non-Detect
GN-AP-MW-1	8/15/2017	Non-Detect	57	2.9	0.08(J)	7.31	16	284	n/a	n/a	n/a	n/a	n/a	n/a	n/a	n/a	0.08(J)	n/a	n/a	n/a	n/a	n/a	n/a
GN-AP-MW-1	1/10/2018	n/a	n/a	n/a	0.08(J)	7.36	n/a	n/a	Non-Detect	0.00565	0.0195	Non-Detect	Non-Detect	0.00439(J)	Non-Detect	0.707	0.08(J)	Non-Detect	Non-Detect	Non-Detect	0.0153	Non-Detect	Non-Detect
GN-AP-MW-1	4/17/2018	0.0459(J)	56.4	3.3	0.08(J)	7.24	20	263	Non-Detect	0.00762	0.024	Non-Detect	Non-Detect	Non-Detect	Non-Detect	0.467(U)	0.08(J)	Non-Detect	Non-Detect	Non-Detect	0.0124	Non-Detect	Non-Detect
GN-AP-MW-1	10/1/2018	Non-Detect	57.2	2.3	0.1	7.36	23	270	Non-Detect	0.00529	0.0225	Non-Detect	Non-Detect	Non-Detect	Non-Detect	0.864	0.1	Non-Detect	Non-Detect	Non-Detect	0.0131	Non-Detect	Non-Detect
GN-AP-MW-1	4/1/2019	Non-Detect	59.2	4.75	0.0791(J)	7.41	33.1	294	0.0013(J)	0.00679	0.0266	Non-Detect	Non-Detect	Non-Detect	Non-Detect	0.564	0.0791(J)	Non-Detect	Non-Detect	Non-Detect	0.0191	Non-Detect	Non-Detect
GN-AP-MW-1	5/9/2019	n/a	n/a	n/a	n/a	7.33	n/a	302	n/a	n/a	n/a	n/a	n/a	n/a	n/a	n/a	n/a	n/a	n/a	n/a	n/a	n/a	n/a
GN-AP-MW-1	9/17/2019	Non-Detect	60.7	4.14	0.0876(J)	7.62	28.3	285	Non-Detect	0.00422(J)	0.0282	Non-Detect	Non-Detect	Non-Detect	Non-Detect	0.43(U)	0.0876(J)	Non-Detect	Non-Detect	Non-Detect	0.017	Non-Detect	Non-Detect

Analytical Data Summary
Plant Gaston Ash Pond
Alabama Power Company

		APPENDIX III							APPENDIX IV													
WELL	SAMPLE DATE	Boron	Calcium	Chloride	Fluoride	pH	Sulfate	TDS	Antimony	Arsenic	Barium	Beryllium	Cadmium	Chromium	Cobalt	Combined Radium 226 + 228	Fluoride	Lead	Lithium	Mercury	Molybdenum	Selenium	Thallium
UNITS		mg/L	mg/L	mg/L	mg/L	SU	mg/L	mg/L	mg/L	mg/L	mg/L	mg/L	mg/L	mg/L	mg/L	pCi/L	mg/L	mg/L	mg/L	mg/L	mg/L	mg/L	mg/L
GN-AP-MW-2	3/28/2016	Non-Detect	34.2	1.73	0.028(J)	7.79	2.09	138	Non-Detect	Non-Detect	0.00887(J)	Non-Detect	Non-Detect	Non-Detect	Non-Detect	3(U)	0.028(J)	Non-Detect	Non-Detect	Non-Detect	Non-Detect	0.00274(J)	Non-Detect	Non-Detect
GN-AP-MW-2	5/18/2016	Non-Detect	32.6	1.4	0.064(J)	7.73	1.92	156	Non-Detect	Non-Detect	0.00816(J)	Non-Detect	Non-Detect	Non-Detect	Non-Detect	0.142(U)	0.064(J)	Non-Detect	Non-Detect	Non-Detect	Non-Detect	Non-Detect	Non-Detect
GN-AP-MW-2	7/11/2016	Non-Detect	32.5	1.73	0.054(J)	7.99	3.41	167	Non-Detect	Non-Detect	0.0096(J)	Non-Detect	Non-Detect	Non-Detect	Non-Detect	0.279(U)	0.054(J)	Non-Detect	Non-Detect	Non-Detect	Non-Detect	Non-Detect	Non-Detect
GN-AP-MW-2	9/14/2016	Non-Detect	32.1	2.24	0.016(J)	7.75	4.94	166	Non-Detect	Non-Detect	0.00964(J)	Non-Detect	Non-Detect	Non-Detect	Non-Detect	0.205(U)	0.016(J)	Non-Detect	Non-Detect	Non-Detect	Non-Detect	Non-Detect	Non-Detect
GN-AP-MW-2	11/16/2016	Non-Detect	33.4	3.57	Non-Detect	7.64	10.5	192	Non-Detect	0.00105(J)	0.0247	Non-Detect	Non-Detect	Non-Detect	Non-Detect	0.373(U)	Non-Detect	Non-Detect	Non-Detect	Non-Detect	0.00215(J)	Non-Detect	Non-Detect
GN-AP-MW-2	3/1/2017	Non-Detect	33.3	3.4	Non-Detect	7.65	5.1	186	0.00062(J)	Non-Detect	0.0282	Non-Detect	Non-Detect	Non-Detect	Non-Detect	0.217(U)	Non-Detect	Non-Detect	Non-Detect	Non-Detect	Non-Detect	Non-Detect	0.000265(J)
GN-AP-MW-2	5/23/2017	Non-Detect	32.7	2.4	Non-Detect	7.67	2.3(J)	158	Non-Detect	Non-Detect	0.0187	Non-Detect	Non-Detect	Non-Detect	Non-Detect	n/a	Non-Detect	Non-Detect	Non-Detect	Non-Detect	Non-Detect	Non-Detect	0.000239(J)
GN-AP-MW-2	6/19/2017	Non-Detect	32.6	1.9(J)	Non-Detect	7.65	2.1(J)	156	Non-Detect	Non-Detect	0.0164	Non-Detect	Non-Detect	Non-Detect	Non-Detect	0.357(U)	Non-Detect	Non-Detect	Non-Detect	Non-Detect	Non-Detect	Non-Detect	0.000202(J)
GN-AP-MW-2	8/15/2017	Non-Detect	31.5	5.4	Non-Detect	7.69	1.7(J)	168	n/a	n/a	n/a	n/a	n/a	n/a	n/a	n/a	Non-Detect	n/a	n/a	n/a	n/a	n/a	n/a
GN-AP-MW-2	1/10/2018	n/a	n/a	n/a	Non-Detect	7.8	n/a	n/a	Non-Detect	Non-Detect	0.0149	Non-Detect	Non-Detect	Non-Detect	Non-Detect	0.239(U)	Non-Detect	Non-Detect	Non-Detect	Non-Detect	Non-Detect	Non-Detect	Non-Detect
GN-AP-MW-2	4/19/2018	Non-Detect	34.2	1.8(J)	Non-Detect	7.54	Non-Detect	154	Non-Detect	Non-Detect	0.0147	Non-Detect	Non-Detect	Non-Detect	Non-Detect	-0.125(U)	Non-Detect	Non-Detect	Non-Detect	Non-Detect	Non-Detect	Non-Detect	Non-Detect
GN-AP-MW-2	10/3/2018	Non-Detect	38.6	Non-Detect	0.04(J)	7.68	1.7(J)	156	Non-Detect	Non-Detect	0.0131	Non-Detect	Non-Detect	Non-Detect	Non-Detect	0.185(U)	0.04(J)	Non-Detect	Non-Detect	Non-Detect	Non-Detect	Non-Detect	Non-Detect
GN-AP-MW-2	4/1/2019	Non-Detect	35.8	1.36	Non-Detect	7.76	1.87	160	0.000946(J)	Non-Detect	0.0116	Non-Detect	Non-Detect	Non-Detect	Non-Detect	0.162(U)	Non-Detect	Non-Detect	Non-Detect	Non-Detect	Non-Detect	Non-Detect	Non-Detect
GN-AP-MW-2	9/18/2019	Non-Detect	35	1.53	Non-Detect	7.69	2.39	154	Non-Detect	Non-Detect	0.0118	Non-Detect	Non-Detect	Non-Detect	Non-Detect	-0.0854(U)	Non-Detect	Non-Detect	Non-Detect	Non-Detect	Non-Detect	Non-Detect	Non-Detect

Analytical Data Summary
Plant Gaston Ash Pond
Alabama Power Company

		APPENDIX III							APPENDIX IV													
WELL	SAMPLE DATE	Boron	Calcium	Chloride	Fluoride	pH	Sulfate	TDS	Antimony	Arsenic	Barium	Beryllium	Cadmium	Chromium	Cobalt	Combined Radium 226 + 228	Fluoride	Lead	Lithium	Mercury	Molybdenum	Selenium	Thallium
UNITS		mg/L	mg/L	mg/L	mg/L	SU	mg/L	mg/L	mg/L	mg/L	mg/L	mg/L	mg/L	mg/L	mg/L	pCi/L	mg/L	mg/L	mg/L	mg/L	mg/L	mg/L	mg/L
GN-AP-MW-3	3/28/2016	Non-Detect	31.6	2.48	0.032(J)	7.82	7.57	147	Non-Detect	Non-Detect	0.0116	Non-Detect	Non-Detect	Non-Detect	Non-Detect	3(U)	0.032(J)	0.00128(J)	Non-Detect	Non-Detect	0.00652(J)	Non-Detect	0.000648(J)
GN-AP-MW-3	5/17/2016	Non-Detect	29.6	1.9	0.068(J)	7.79	5.12	140	Non-Detect	Non-Detect	0.00866(J)	Non-Detect	Non-Detect	Non-Detect	Non-Detect	0.222(U)	0.068(J)	Non-Detect	Non-Detect	Non-Detect	0.00651(J)	Non-Detect	Non-Detect
GN-AP-MW-3	7/11/2016	Non-Detect	30	1.93	0.057(J)	7.96	4.63	146	Non-Detect	Non-Detect	0.00969(J)	Non-Detect	Non-Detect	Non-Detect	Non-Detect	0.118(U)	0.057(J)	Non-Detect	Non-Detect	Non-Detect	0.00691(J)	Non-Detect	Non-Detect
GN-AP-MW-3	9/14/2016	Non-Detect	30.6	1.77	0.017(J)	7.79	3.19	141	Non-Detect	Non-Detect	0.00864(J)	Non-Detect	Non-Detect	Non-Detect	Non-Detect	0.265(U)	0.017(J)	Non-Detect	Non-Detect	Non-Detect	0.0074(J)	Non-Detect	Non-Detect
GN-AP-MW-3	11/16/2016	Non-Detect	30.4	1.98	Non-Detect	7.72	3.71	157	Non-Detect	Non-Detect	0.00917(J)	Non-Detect	Non-Detect	Non-Detect	Non-Detect	0.295(U)	Non-Detect	Non-Detect	Non-Detect	Non-Detect	0.00663(J)	Non-Detect	Non-Detect
GN-AP-MW-3	3/1/2017	Non-Detect	Non-Detect	2.3	Non-Detect	7.68	3.4(J)	148	0.000613(J)	Non-Detect	0.00869(J)	Non-Detect	Non-Detect	Non-Detect	Non-Detect	0.0981(U)	Non-Detect	Non-Detect	Non-Detect	Non-Detect	0.00856(J)	Non-Detect	Non-Detect
GN-AP-MW-3	5/23/2017	Non-Detect	30.1	2.2	Non-Detect	7.69	2(J)	141	Non-Detect	Non-Detect	0.00658(J)	Non-Detect	Non-Detect	Non-Detect	Non-Detect	n/a	Non-Detect	Non-Detect	Non-Detect	Non-Detect	0.00689(J)	Non-Detect	Non-Detect
GN-AP-MW-3	6/19/2017	Non-Detect	29.9	1.7(J)	Non-Detect	7.67	2.5(J)	126	Non-Detect	Non-Detect	0.00672(J)	Non-Detect	Non-Detect	Non-Detect	Non-Detect	0.194(U)	Non-Detect	Non-Detect	Non-Detect	Non-Detect	0.00687(J)	Non-Detect	Non-Detect
GN-AP-MW-3	8/15/2017	Non-Detect	28.1	2.1	Non-Detect	7.73	2.4(J)	146	n/a	n/a	n/a	n/a	n/a	n/a	n/a	n/a	Non-Detect	n/a	n/a	n/a	n/a	n/a	n/a
GN-AP-MW-3	1/10/2018	n/a	n/a	n/a	Non-Detect	7.84	n/a	n/a	Non-Detect	Non-Detect	0.00645(J)	Non-Detect	Non-Detect	Non-Detect	Non-Detect	0.753	Non-Detect	Non-Detect	Non-Detect	Non-Detect	0.00806(J)	Non-Detect	Non-Detect
GN-AP-MW-3	4/19/2018	Non-Detect	31.2	1.7(J)	Non-Detect	7.69	1.9(J)	143	Non-Detect	Non-Detect	0.00625(J)	Non-Detect	Non-Detect	Non-Detect	Non-Detect	0.171(U)	Non-Detect	Non-Detect	Non-Detect	Non-Detect	0.00659(J)	Non-Detect	Non-Detect
GN-AP-MW-3	10/3/2018	Non-Detect	32.3	1.7(J)	Non-Detect	7.7	2.7(J)	148	Non-Detect	Non-Detect	0.00708(J)	Non-Detect	Non-Detect	Non-Detect	Non-Detect	0.433(U)	Non-Detect	Non-Detect	Non-Detect	Non-Detect	0.00669(J)	Non-Detect	Non-Detect
GN-AP-MW-3	4/2/2019	Non-Detect	31.6	1.65	Non-Detect	7.8	3.24	140	Non-Detect	Non-Detect	0.00625(J)	Non-Detect	Non-Detect	Non-Detect	Non-Detect	-0.0631(U)	Non-Detect	Non-Detect	Non-Detect	Non-Detect	0.00766(J)	Non-Detect	Non-Detect
GN-AP-MW-3	9/17/2019	Non-Detect	31.7	1.93	Non-Detect	7.8	4.51	145	Non-Detect	Non-Detect	0.00834(J)	Non-Detect	Non-Detect	Non-Detect	Non-Detect	0.0186(U)	Non-Detect	Non-Detect	Non-Detect	Non-Detect	0.00644(J)	Non-Detect	Non-Detect
GN-AP-MW-3	2/19/2020	Non-Detect	32.3	1.81	Non-Detect	7.8	3.73	149	Non-Detect	Non-Detect	0.00697(J)	Non-Detect	Non-Detect	Non-Detect	Non-Detect	0.418(U)	Non-Detect	Non-Detect	Non-Detect	Non-Detect	0.00575(J)	Non-Detect	Non-Detect
GN-AP-MW-3	7/27/2020	Non-Detect	31	1.83	Non-Detect	7.69	4.11	154	Non-Detect	Non-Detect	0.0192	Non-Detect	Non-Detect	Non-Detect	Non-Detect	-0.0654(U)	Non-Detect	Non-Detect	Non-Detect	Non-Detect	0.0058(J)	Non-Detect	Non-Detect

Analytical Data Summary
Plant Gaston Ash Pond
Alabama Power Company

		APPENDIX III							APPENDIX IV													
WELL	SAMPLE DATE	Boron	Calcium	Chloride	Fluoride	pH	Sulfate	TDS	Antimony	Arsenic	Barium	Beryllium	Cadmium	Chromium	Cobalt	Combined Radium 226 + 228	Fluoride	Lead	Lithium	Mercury	Molybdenum	Selenium	Thallium
UNITS		mg/L	mg/L	mg/L	mg/L	SU	mg/L	mg/L	mg/L	mg/L	mg/L	mg/L	mg/L	mg/L	mg/L	pCi/L	mg/L	mg/L	mg/L	mg/L	mg/L	mg/L	mg/L
GN-AP-MW-4	3/30/2016	0.193	53.6	12.9	0.023(J)	7.31	24.9	339	Non-Detect	0.002(J)	0.0219	Non-Detect	Non-Detect	0.00322(J)	Non-Detect	3(U)	0.023(J)	0.00247(J)	0.015(J)	0.000278(J)	Non-Detect	Non-Detect	Non-Detect
GN-AP-MW-4	5/17/2016	0.201	50.5	12	0.065(J)	7.35	25.1	269	Non-Detect	Non-Detect	0.0196	Non-Detect	Non-Detect	Non-Detect	Non-Detect	0.294(U)	0.065(J)	Non-Detect	Non-Detect	Non-Detect	Non-Detect	Non-Detect	Non-Detect
GN-AP-MW-4	7/11/2016	0.375	56.5	20.3	0.054(J)	7.43	33.2	305	Non-Detect	Non-Detect	0.0286	Non-Detect	Non-Detect	Non-Detect	Non-Detect	-0.021(U)	0.054(J)	Non-Detect	Non-Detect	Non-Detect	Non-Detect	Non-Detect	Non-Detect
GN-AP-MW-4	9/14/2016	0.507	58	27.3	0.014(J)	7.26	35.5	326	Non-Detect	Non-Detect	0.0261	Non-Detect	Non-Detect	Non-Detect	Non-Detect	0.705	0.014(J)	Non-Detect	Non-Detect	Non-Detect	Non-Detect	Non-Detect	Non-Detect
GN-AP-MW-4	11/16/2016	0.655	61.8	37.1	Non-Detect	7.19	38.5	338	Non-Detect	Non-Detect	0.0291	Non-Detect	Non-Detect	Non-Detect	Non-Detect	0.491(U)	Non-Detect	Non-Detect	Non-Detect	Non-Detect	Non-Detect	Non-Detect	Non-Detect
GN-AP-MW-4	2/28/2017	0.364	56.8	27	Non-Detect	7.23	32	303	Non-Detect	Non-Detect	0.0229	Non-Detect	Non-Detect	Non-Detect	Non-Detect	0.367(U)	Non-Detect	Non-Detect	Non-Detect	Non-Detect	Non-Detect	Non-Detect	Non-Detect
GN-AP-MW-4	5/24/2017	0.352	55.5	28	Non-Detect	7.26	30	312	Non-Detect	Non-Detect	0.0202	Non-Detect	Non-Detect	Non-Detect	Non-Detect	n/a	Non-Detect	Non-Detect	Non-Detect	Non-Detect	Non-Detect	Non-Detect	Non-Detect
GN-AP-MW-4	6/21/2017	0.263	51	20	Non-Detect	7.26	25	241	Non-Detect	Non-Detect	0.0186	Non-Detect	Non-Detect	Non-Detect	Non-Detect	0.0763(U)	Non-Detect	Non-Detect	Non-Detect	Non-Detect	Non-Detect	Non-Detect	Non-Detect
GN-AP-MW-4	8/15/2017	0.23	48.9	17	Non-Detect	7.29	24	281	n/a	n/a	n/a	n/a	n/a	n/a	n/a	n/a	Non-Detect	n/a	n/a	n/a	n/a	n/a	n/a
GN-AP-MW-4	1/10/2018	n/a	n/a	n/a	Non-Detect	7.17	n/a	n/a	Non-Detect	Non-Detect	0.0261	Non-Detect	Non-Detect	Non-Detect	Non-Detect	0.818	Non-Detect	Non-Detect	Non-Detect	Non-Detect	Non-Detect	Non-Detect	Non-Detect
GN-AP-MW-4	4/19/2018	0.305	56.5	21	Non-Detect	7.27	25	282	Non-Detect	Non-Detect	0.0231	Non-Detect	Non-Detect	Non-Detect	Non-Detect	0.39(U)	Non-Detect	Non-Detect	Non-Detect	Non-Detect	Non-Detect	Non-Detect	Non-Detect
GN-AP-MW-4	10/3/2018	0.952	73.5	21	Non-Detect	7.09	37	354	Non-Detect	Non-Detect	0.0296	Non-Detect	Non-Detect	Non-Detect	Non-Detect	1.23	Non-Detect	Non-Detect	Non-Detect	Non-Detect	Non-Detect	Non-Detect	Non-Detect
GN-AP-MW-4	4/2/2019	0.271	56.9	18.3	Non-Detect	7.34	22.4	270	Non-Detect	Non-Detect	0.0254	Non-Detect	Non-Detect	Non-Detect	Non-Detect	0.427	Non-Detect	Non-Detect	Non-Detect	Non-Detect	Non-Detect	Non-Detect	Non-Detect
GN-AP-MW-4	9/17/2019	0.619	69.3	37.5	Non-Detect	7.65	39.8	332	Non-Detect	Non-Detect	0.0344	Non-Detect	Non-Detect	Non-Detect	Non-Detect	0.767	Non-Detect	Non-Detect	Non-Detect	Non-Detect	Non-Detect	Non-Detect	Non-Detect
GN-AP-MW-4	2/18/2020	0.281	55.8	19.6	0.0506(J)	7.34	21.4	274	Non-Detect	Non-Detect	0.0185	Non-Detect	Non-Detect	Non-Detect	Non-Detect	0.231(U)	0.0506(J)	Non-Detect	Non-Detect	Non-Detect	Non-Detect	Non-Detect	Non-Detect
GN-AP-MW-4	7/27/2020	0.3	57	20.2	Non-Detect	7.3	21.7	284	Non-Detect	Non-Detect	0.0207	Non-Detect	Non-Detect	Non-Detect	Non-Detect	0.97(U)	Non-Detect	Non-Detect	Non-Detect	Non-Detect	Non-Detect	Non-Detect	Non-Detect

Analytical Data Summary
Plant Gaston Ash Pond
Alabama Power Company

		APPENDIX III							APPENDIX IV													
WELL	SAMPLE DATE	Boron	Calcium	Chloride	Fluoride	pH	Sulfate	TDS	Antimony	Arsenic	Barium	Beryllium	Cadmium	Chromium	Cobalt	Combined Radium 226 + 228	Fluoride	Lead	Lithium	Mercury	Molybdenum	Selenium	Thallium
UNITS		mg/L	mg/L	mg/L	mg/L	SU	mg/L	mg/L	mg/L	mg/L	mg/L	mg/L	mg/L	mg/L	mg/L	pCi/L	mg/L	mg/L	mg/L	mg/L	mg/L	mg/L	mg/L
GN-AP-MW-5	3/30/2016	1.82	68.3	31.9	0.048(J)	7.61	146	398	Non-Detect	Non-Detect	0.0339	Non-Detect	Non-Detect	Non-Detect	Non-Detect	3(U)	0.048(J)	Non-Detect	0.0307(J)	Non-Detect	0.205	Non-Detect	Non-Detect
GN-AP-MW-5	5/23/2016	2.11	63.1	29.4	0.076(J)	7.68	160	411	Non-Detect	Non-Detect	0.0289	Non-Detect	Non-Detect	Non-Detect	Non-Detect	0.45	0.076(J)	Non-Detect	0.0374(J)	Non-Detect	0.257	Non-Detect	Non-Detect
GN-AP-MW-5	7/14/2016	2.18	67.7	29.5	0.058(J)	7.79	173	424	Non-Detect	Non-Detect	0.0281	Non-Detect	Non-Detect	Non-Detect	Non-Detect	0.84	0.058(J)	Non-Detect	0.0499(J)	Non-Detect	0.273	Non-Detect	Non-Detect
GN-AP-MW-5	9/13/2016	2.13	67.8	30.8	0.025(J)	7.69	173	426	Non-Detect	Non-Detect	0.0301	Non-Detect	Non-Detect	Non-Detect	Non-Detect	0.685	0.025(J)	Non-Detect	0.0438(J)	Non-Detect	0.313	Non-Detect	Non-Detect
GN-AP-MW-5	11/15/2016	2.22	68.4	30.7	Non-Detect	7.72	177	412	Non-Detect	Non-Detect	0.0296	Non-Detect	Non-Detect	Non-Detect	Non-Detect	0.804	Non-Detect	Non-Detect	0.0494(J)	Non-Detect	0.314	Non-Detect	Non-Detect
GN-AP-MW-5	3/1/2017	2.24	71.8	40	0.04(J)	7.55	160	452	0.000689(J)	Non-Detect	0.0395	Non-Detect	Non-Detect	Non-Detect	Non-Detect	0.477	0.04(J)	Non-Detect	0.0426(J)	Non-Detect	0.344	Non-Detect	Non-Detect
GN-AP-MW-5	5/23/2017	2.2	70.6	40	0.05(J)	7.64	160	448	Non-Detect	Non-Detect	0.0307	Non-Detect	Non-Detect	Non-Detect	Non-Detect	n/a	0.05(J)	Non-Detect	0.0416(J)	Non-Detect	0.287	Non-Detect	Non-Detect
GN-AP-MW-5	6/20/2017	2.2	73.8	44	0.06(J)	7.5	150	437	Non-Detect	Non-Detect	0.0367	Non-Detect	Non-Detect	Non-Detect	Non-Detect	0.737	0.06(J)	Non-Detect	0.0376(J)	Non-Detect	0.265	Non-Detect	Non-Detect
GN-AP-MW-5	8/15/2017	2.16	65.7	36	0.05(J)	7.46	170	440	n/a	n/a	n/a	n/a	n/a	n/a	n/a	n/a	0.05(J)	n/a	n/a	n/a	n/a	n/a	n/a
GN-AP-MW-5	1/9/2018	n/a	n/a	n/a	0.04(J)	7.71	n/a	n/a	Non-Detect	Non-Detect	0.0269	Non-Detect	Non-Detect	Non-Detect	Non-Detect	0.714	0.04(J)	Non-Detect	0.0461(J)	Non-Detect	0.352	Non-Detect	Non-Detect
GN-AP-MW-5	4/17/2018	2.22	90	63	0.04(J)	7.29	130	454	Non-Detect	Non-Detect	0.0441	Non-Detect	Non-Detect	Non-Detect	Non-Detect	0.641	0.04(J)	Non-Detect	0.0319(J)	Non-Detect	0.135	Non-Detect	Non-Detect
GN-AP-MW-5	10/1/2018	2.64	79.6	49	0.05(J)	7.68	140	449	Non-Detect	Non-Detect	0.0298	Non-Detect	Non-Detect	Non-Detect	Non-Detect	0.651	0.05(J)	Non-Detect	0.0482	Non-Detect	0.294	Non-Detect	Non-Detect
GN-AP-MW-5	4/2/2019	1.78	69.8	39.9	0.0555(J)	7.47	122	390	Non-Detect	Non-Detect	0.0371	Non-Detect	Non-Detect	Non-Detect	Non-Detect	0.245(U)	0.0555(J)	Non-Detect	0.0242	Non-Detect	0.164	Non-Detect	Non-Detect
GN-AP-MW-5	9/18/2019	2.31	79.9	42.8	0.0568(J)	7.53	167	434	Non-Detect	Non-Detect	0.0335	Non-Detect	Non-Detect	Non-Detect	Non-Detect	0.435(U)	0.0568(J)	Non-Detect	0.043	Non-Detect	0.261	Non-Detect	Non-Detect
GN-AP-MW-5	2/26/2020	0.84	46.8	17.5	0.0647(J)	7.47	39.8	228	Non-Detect	Non-Detect	0.0231	Non-Detect	Non-Detect	Non-Detect	Non-Detect	0.661	0.0647(J)	Non-Detect	Non-Detect	Non-Detect	0.0546	Non-Detect	Non-Detect
GN-AP-MW-5	7/28/2020	2.05	67.8	44.2	Non-Detect	7.7	152	406	Non-Detect	Non-Detect	0.0332	Non-Detect	Non-Detect	Non-Detect	Non-Detect	0.907(U)	Non-Detect	Non-Detect	0.0361	Non-Detect	0.215	Non-Detect	Non-Detect

Analytical Data Summary
Plant Gaston Ash Pond
Alabama Power Company

		APPENDIX III							APPENDIX IV													
WELL	SAMPLE DATE	Boron	Calcium	Chloride	Fluoride	pH	Sulfate	TDS	Antimony	Arsenic	Barium	Beryllium	Cadmium	Chromium	Cobalt	Combined Radium 226 + 228	Fluoride	Lead	Lithium	Mercury	Molybdenum	Selenium	Thallium
UNITS		mg/L	mg/L	mg/L	mg/L	SU	mg/L	mg/L	mg/L	mg/L	mg/L	mg/L	mg/L	mg/L	mg/L	pCi/L	mg/L	mg/L	mg/L	mg/L	mg/L	mg/L	mg/L
GN-AP-MW-6	3/30/2016	2.89	75.7	30.8	0.056(J)	7.95	204	430	Non-Detect	0.00105(J)	0.0277	Non-Detect	Non-Detect	Non-Detect	Non-Detect	3(U)	0.056(J)	Non-Detect	Non-Detect	Non-Detect	0.0186	Non-Detect	Non-Detect
GN-AP-MW-6	5/19/2016	2.84	69.7	28.7	0.09(J)	7.88	206	422	Non-Detect	Non-Detect	0.0282	Non-Detect	Non-Detect	Non-Detect	Non-Detect	0.544	0.09(J)	Non-Detect	Non-Detect	Non-Detect	0.0188	Non-Detect	Non-Detect
GN-AP-MW-6	7/13/2016	2.41	62.7	24.8	0.067(J)	8.07	176	391	Non-Detect	Non-Detect	0.0222	Non-Detect	Non-Detect	Non-Detect	Non-Detect	0.0469(U)	0.067(J)	Non-Detect	Non-Detect	Non-Detect	0.017	Non-Detect	Non-Detect
GN-AP-MW-6	9/13/2016	2.06	48.3	21.7	0.026(J)	8.04	151	378	Non-Detect	Non-Detect	0.017	Non-Detect	Non-Detect	Non-Detect	Non-Detect	0.179(U)	0.026(J)	Non-Detect	Non-Detect	Non-Detect	0.00943(J)	Non-Detect	Non-Detect
GN-AP-MW-6	11/15/2016	2.08	51.8	25.9	Non-Detect	7.93	161	354	Non-Detect	Non-Detect	0.0151	Non-Detect	Non-Detect	Non-Detect	Non-Detect	1.45	Non-Detect	Non-Detect	Non-Detect	Non-Detect	0.00741(J)	Non-Detect	Non-Detect
GN-AP-MW-6	3/1/2017	2.25	58.4	29	Non-Detect	7.89	160	389	Non-Detect	Non-Detect	0.0212	Non-Detect	Non-Detect	Non-Detect	Non-Detect	0.166(U)	Non-Detect	Non-Detect	Non-Detect	Non-Detect	0.0146	Non-Detect	Non-Detect
GN-AP-MW-6	5/23/2017	2.11	54.8	28	0.04(J)	7.96	160	375	Non-Detect	Non-Detect	0.0162	Non-Detect	Non-Detect	Non-Detect	Non-Detect	n/a	0.04(J)	Non-Detect	Non-Detect	Non-Detect	0.00996(J)	Non-Detect	Non-Detect
GN-AP-MW-6	6/20/2017	2.5	67.9	40	0.05(J)	7.87	160	416	Non-Detect	Non-Detect	0.02	Non-Detect	Non-Detect	Non-Detect	Non-Detect	0.484	0.05(J)	Non-Detect	Non-Detect	Non-Detect	0.0148	Non-Detect	Non-Detect
GN-AP-MW-6	8/15/2017	1.34	52.5	32	0.04(J)	7.86	160	394	n/a	n/a	n/a	n/a	n/a	n/a	n/a	n/a	0.04(J)	n/a	n/a	n/a	n/a	n/a	n/a
GN-AP-MW-6	1/10/2018	n/a	n/a	n/a	0.04(J)	7.98	n/a	n/a	Non-Detect	Non-Detect	0.0183	Non-Detect	Non-Detect	Non-Detect	Non-Detect	0.544	0.04(J)	Non-Detect	Non-Detect	Non-Detect	0.0122	Non-Detect	Non-Detect
GN-AP-MW-6	4/17/2018	2.74	77.1	52	0.04(J)	7.82	160	437	Non-Detect	Non-Detect	0.0271	Non-Detect	Non-Detect	Non-Detect	Non-Detect	0.719	0.04(J)	Non-Detect	Non-Detect	Non-Detect	0.0146	Non-Detect	Non-Detect
GN-AP-MW-6	10/4/2018	2.38	61.2	50	0.05(J)	7.87	150	418	Non-Detect	Non-Detect	0.0189	Non-Detect	Non-Detect	Non-Detect	Non-Detect	0.558	0.05(J)	Non-Detect	Non-Detect	Non-Detect	0.0101	Non-Detect	Non-Detect
GN-AP-MW-6	4/2/2019	2.66	80.1	66	0.0586(J)	7.73	198	447	0.000819(J)	Non-Detect	0.0243	Non-Detect	Non-Detect	Non-Detect	Non-Detect	0.369	0.0586(J)	Non-Detect	Non-Detect	Non-Detect	0.0166	Non-Detect	Non-Detect
GN-AP-MW-6	9/18/2019	2.68	83.9	65.3	0.0634(J)	7.85	177	445	Non-Detect	Non-Detect	0.023	Non-Detect	Non-Detect	Non-Detect	Non-Detect	0.586	0.0634(J)	Non-Detect	Non-Detect	Non-Detect	0.0138	Non-Detect	Non-Detect
GN-AP-MW-6	2/26/2020	2.94	83.1	69.7	Non-Detect	7.8	178	455	Non-Detect	Non-Detect	0.0254	Non-Detect	Non-Detect	Non-Detect	Non-Detect	0.746	Non-Detect	Non-Detect	Non-Detect	Non-Detect	0.0157	Non-Detect	Non-Detect
GN-AP-MW-6	7/28/2020	2.79	82.5	64.2	Non-Detect	7.62	189	485	Non-Detect	Non-Detect	0.026	Non-Detect	Non-Detect	Non-Detect	Non-Detect	0.292(U)	Non-Detect	Non-Detect	Non-Detect	Non-Detect	0.0185	Non-Detect	Non-Detect

Analytical Data Summary
Plant Gaston Ash Pond
Alabama Power Company

		APPENDIX III							APPENDIX IV													
WELL	SAMPLE DATE	Boron	Calcium	Chloride	Fluoride	pH	Sulfate	TDS	Antimony	Arsenic	Barium	Beryllium	Cadmium	Chromium	Cobalt	Combined Radium 226 + 228	Fluoride	Lead	Lithium	Mercury	Molybdenum	Selenium	Thallium
UNITS		mg/L	mg/L	mg/L	mg/L	SU	mg/L	mg/L	mg/L	mg/L	mg/L	mg/L	mg/L	mg/L	mg/L	pCi/L	mg/L	mg/L	mg/L	mg/L	mg/L	mg/L	mg/L
GN-AP-MW-7	3/30/2016	1.85	96.4	16.9	0.034(J)	7.45	215	472	Non-Detect	Non-Detect	0.025	Non-Detect	Non-Detect	Non-Detect	Non-Detect	n/a	0.034(J)	Non-Detect	Non-Detect	Non-Detect	Non-Detect	Non-Detect	Non-Detect
GN-AP-MW-7	5/19/2016	1.66	84.5	14.9	0.072(J)	7.5	204	458	Non-Detect	Non-Detect	0.0249	Non-Detect	Non-Detect	Non-Detect	Non-Detect	0.116(U)	0.072(J)	Non-Detect	Non-Detect	Non-Detect	Non-Detect	Non-Detect	Non-Detect
GN-AP-MW-7	7/13/2016	1.58	84	12.6	0.054(J)	7.58	155	412	Non-Detect	Non-Detect	0.0279	Non-Detect	Non-Detect	Non-Detect	Non-Detect	0.187(U)	0.054(J)	Non-Detect	Non-Detect	Non-Detect	Non-Detect	Non-Detect	Non-Detect
GN-AP-MW-7	9/13/2016	0.674	58.2	8.09	0.021(J)	7.53	89.8	312	Non-Detect	Non-Detect	0.0153	Non-Detect	Non-Detect	Non-Detect	Non-Detect	0.0165(U)	0.021(J)	Non-Detect	Non-Detect	Non-Detect	Non-Detect	Non-Detect	Non-Detect
GN-AP-MW-7	11/15/2016	1.72	87.9	14.3	Non-Detect	7.48	176	426	Non-Detect	Non-Detect	0.0225	Non-Detect	Non-Detect	Non-Detect	Non-Detect	0.236(U)	Non-Detect	Non-Detect	Non-Detect	Non-Detect	Non-Detect	Non-Detect	Non-Detect
GN-AP-MW-7	3/1/2017	1.84	96.8	18	Non-Detect	7.46	200	487	Non-Detect	Non-Detect	0.0261	Non-Detect	Non-Detect	Non-Detect	Non-Detect	0.213(U)	Non-Detect	Non-Detect	Non-Detect	Non-Detect	Non-Detect	Non-Detect	Non-Detect
GN-AP-MW-7	5/23/2017	1.69	88	19	0.04(J)	7.51	200	487	Non-Detect	Non-Detect	0.0208	Non-Detect	Non-Detect	Non-Detect	Non-Detect	n/a	0.04(J)	Non-Detect	Non-Detect	Non-Detect	Non-Detect	Non-Detect	Non-Detect
GN-AP-MW-7	6/20/2017	1.75	87.5	18	0.04(J)	7.52	180	421	Non-Detect	Non-Detect	0.0244	Non-Detect	Non-Detect	Non-Detect	Non-Detect	0.16(U)	0.04(J)	Non-Detect	Non-Detect	Non-Detect	Non-Detect	Non-Detect	Non-Detect
GN-AP-MW-7	8/15/2017	1.68	89.4	18	0.04(J)	7.43	210	490	n/a	n/a	n/a	n/a	n/a	n/a	n/a	n/a	0.04(J)	n/a	n/a	n/a	n/a	n/a	n/a
GN-AP-MW-7	1/10/2018	n/a	n/a	n/a	0.04(J)	7.57	n/a	n/a	Non-Detect	Non-Detect	0.0235	Non-Detect	Non-Detect	Non-Detect	Non-Detect	0.889	0.04(J)	Non-Detect	Non-Detect	Non-Detect	Non-Detect	Non-Detect	Non-Detect
GN-AP-MW-7	4/17/2018	1.81	100	16	Non-Detect	7.5	170	464	Non-Detect	Non-Detect	0.0252	Non-Detect	Non-Detect	Non-Detect	Non-Detect	0.623	Non-Detect	Non-Detect	Non-Detect	Non-Detect	Non-Detect	Non-Detect	Non-Detect
GN-AP-MW-7	10/4/2018	2.34	106	25	0.05(J)	7.49	200	504	Non-Detect	Non-Detect	0.0265	Non-Detect	Non-Detect	Non-Detect	Non-Detect	0.971	0.05(J)	Non-Detect	Non-Detect	Non-Detect	Non-Detect	Non-Detect	Non-Detect
GN-AP-MW-7	4/2/2019	1.64	115	15.7	0.052(J)	7.24	186	428	0.00089(J)	Non-Detect	0.0236	Non-Detect	Non-Detect	Non-Detect	Non-Detect	0.326(U)	0.052(J)	Non-Detect	Non-Detect	Non-Detect	Non-Detect	Non-Detect	Non-Detect
GN-AP-MW-7	9/18/2019	2.16	99.1	29.5	0.0578(J)	7.52	199	489	Non-Detect	Non-Detect	0.029	Non-Detect	Non-Detect	Non-Detect	Non-Detect	0.56(U)	0.0578(J)	Non-Detect	Non-Detect	Non-Detect	Non-Detect	Non-Detect	Non-Detect
GN-AP-MW-7	2/26/2020	1.99	95.8	28	0.0523(J)	7.51	207	490	Non-Detect	Non-Detect	0.0261	Non-Detect	Non-Detect	Non-Detect	Non-Detect	0.512(U)	0.0523(J)	Non-Detect	Non-Detect	Non-Detect	Non-Detect	Non-Detect	Non-Detect
GN-AP-MW-7	7/28/2020	1.81	84.9	22.3	Non-Detect	7.32	160	434	Non-Detect	Non-Detect	0.0248	Non-Detect	Non-Detect	Non-Detect	Non-Detect	0.652(U)	Non-Detect	Non-Detect	Non-Detect	Non-Detect	Non-Detect	Non-Detect	Non-Detect

Analytical Data Summary
Plant Gaston Ash Pond
Alabama Power Company

		APPENDIX III							APPENDIX IV													
WELL	SAMPLE DATE	Boron	Calcium	Chloride	Fluoride	pH	Sulfate	TDS	Antimony	Arsenic	Barium	Beryllium	Cadmium	Chromium	Cobalt	Combined Radium 226 + 228	Fluoride	Lead	Lithium	Mercury	Molybdenum	Selenium	Thallium
UNITS		mg/L	mg/L	mg/L	mg/L	SU	mg/L	mg/L	mg/L	mg/L	mg/L	mg/L	mg/L	mg/L	mg/L	pCi/L	mg/L	mg/L	mg/L	mg/L	mg/L	mg/L	mg/L
GN-AP-MW-8	3/29/2016	0.161	58.2	5.14	0.104(J)	7.2	29.9	290	0.00238(J)	0.00155(J)	0.0277	Non-Detect	Non-Detect	Non-Detect	Non-Detect	3(U)	0.104(J)	Non-Detect	Non-Detect	Non-Detect	0.0042(J)	Non-Detect	Non-Detect
GN-AP-MW-8	5/23/2016	0.197	52.1	5.03	0.131(J)	7.39	26.5	312	Non-Detect	0.00227(J)	0.0261	Non-Detect	Non-Detect	Non-Detect	Non-Detect	-0.317(U)	0.131(J)	Non-Detect	Non-Detect	Non-Detect	0.00283(J)	Non-Detect	Non-Detect
GN-AP-MW-8	7/12/2016	0.17	53.6	4.66	0.105(J)	7.43	24.3	292	Non-Detect	0.00206(J)	0.0251	Non-Detect	Non-Detect	Non-Detect	Non-Detect	-0.0583(U)	0.105(J)	Non-Detect	Non-Detect	Non-Detect	Non-Detect	Non-Detect	Non-Detect
GN-AP-MW-8	9/13/2016	0.114	53	3.98	0.057(J)	7.38	17.8	276	Non-Detect	0.00179(J)	0.0189	Non-Detect	Non-Detect	Non-Detect	Non-Detect	0.127(U)	0.057(J)	Non-Detect	Non-Detect	Non-Detect	Non-Detect	Non-Detect	Non-Detect
GN-AP-MW-8	11/15/2016	0.0853(J)	51.5	3.71	Non-Detect	7.35	10.1	262	Non-Detect	0.00171(J)	0.0186	Non-Detect	Non-Detect	Non-Detect	Non-Detect	0.406(U)	Non-Detect	Non-Detect	Non-Detect	Non-Detect	Non-Detect	Non-Detect	Non-Detect
GN-AP-MW-8	2/28/2017	0.0452(J)	51.4	5.2	0.07(J)	7.3	5.8	290	0.000718(J)	0.00232(J)	0.0196	Non-Detect	Non-Detect	Non-Detect	Non-Detect	-0.00408(U)	0.07(J)	Non-Detect	Non-Detect	Non-Detect	Non-Detect	Non-Detect	Non-Detect
GN-AP-MW-8	5/24/2017	0.113	50.8	5.4	0.09(J)	7.33	11	296	Non-Detect	0.00151(J)	0.0228	Non-Detect	Non-Detect	Non-Detect	Non-Detect	n/a	0.09(J)	Non-Detect	Non-Detect	Non-Detect	Non-Detect	Non-Detect	Non-Detect
GN-AP-MW-8	6/20/2017	0.0853(J)	49.8	5	0.08(J)	7.33	7.9	273	Non-Detect	0.00298(J)	0.0188	Non-Detect	Non-Detect	Non-Detect	Non-Detect	0.22(U)	0.08(J)	Non-Detect	Non-Detect	Non-Detect	Non-Detect	Non-Detect	Non-Detect
GN-AP-MW-8	8/15/2017	0.0862(J)	51.6	4.6	0.09(J)	7.31	5	279	n/a	n/a	n/a	n/a	n/a	n/a	n/a	n/a	0.09(J)	n/a	n/a	n/a	n/a	n/a	n/a
GN-AP-MW-8	1/10/2018	n/a	n/a	n/a	0.11	7.36	n/a	n/a	Non-Detect	0.00196(J)	0.0141	Non-Detect	Non-Detect	0.00395(J)	Non-Detect	0.0982(U)	0.11	Non-Detect	Non-Detect	Non-Detect	Non-Detect	Non-Detect	Non-Detect
GN-AP-MW-8	4/17/2018	0.0649(J)	52.2	3.6	0.09(J)	7.28	2.9(J)	250	Non-Detect	0.00219(J)	0.0179	Non-Detect	Non-Detect	Non-Detect	Non-Detect	-0.237(U)	0.09(J)	Non-Detect	Non-Detect	Non-Detect	Non-Detect	Non-Detect	Non-Detect
GN-AP-MW-8	10/1/2018	0.03(J)	50.8	3.9	0.12	7.33	Non-Detect	246	Non-Detect	0.00188(J)	0.0168	Non-Detect	Non-Detect	Non-Detect	Non-Detect	0.601	0.12	Non-Detect	Non-Detect	Non-Detect	Non-Detect	Non-Detect	Non-Detect
GN-AP-MW-8	4/1/2019	0.0345(J)	50.5	3.9	0.0956(J)	7.4	1.8	268	Non-Detect	0.00177(J)	0.0209	Non-Detect	Non-Detect	Non-Detect	Non-Detect	-0.0724(U)	0.0956(J)	Non-Detect	Non-Detect	Non-Detect	Non-Detect	Non-Detect	Non-Detect
GN-AP-MW-8	9/17/2019	0.0439(J)	54.5	3.96	0.0971(J)	7.55	4.62	257	Non-Detect	0.00112(J)	0.0202	Non-Detect	Non-Detect	Non-Detect	Non-Detect	0.645	0.0971(J)	Non-Detect	Non-Detect	Non-Detect	Non-Detect	Non-Detect	Non-Detect
GN-AP-MW-8	2/25/2020	Non-Detect	54.7	3.81	0.0898(J)	7.39	3.89	252	Non-Detect	Non-Detect	0.0168	Non-Detect	Non-Detect	Non-Detect	Non-Detect	0.362(U)	0.0898(J)	Non-Detect	Non-Detect	Non-Detect	Non-Detect	Non-Detect	Non-Detect
GN-AP-MW-8	7/29/2020	Non-Detect	49.4	3.77	0.0742(J)	7.39	3.25	253	Non-Detect	0.00152(J)	0.0206	Non-Detect	Non-Detect	Non-Detect	Non-Detect	0.398(U)	0.0742(J)	Non-Detect	Non-Detect	Non-Detect	Non-Detect	Non-Detect	Non-Detect

Analytical Data Summary
Plant Gaston Ash Pond
Alabama Power Company

		APPENDIX III							APPENDIX IV													
WELL	SAMPLE DATE	Boron	Calcium	Chloride	Fluoride	pH	Sulfate	TDS	Antimony	Arsenic	Barium	Beryllium	Cadmium	Chromium	Cobalt	Combined Radium 226 + 228	Fluoride	Lead	Lithium	Mercury	Molybdenum	Selenium	Thallium
UNITS		mg/L	mg/L	mg/L	mg/L	SU	mg/L	mg/L	mg/L	mg/L	mg/L	mg/L	mg/L	mg/L	mg/L	pCi/L	mg/L	mg/L	mg/L	mg/L	mg/L	mg/L	mg/L
GN-AP-MW-9	4/4/2016	Non-Detect	32.3	5.89	0.109(J)	7.32	13.5	182	Non-Detect	0.00191(J)	0.0789	Non-Detect	Non-Detect	Non-Detect	Non-Detect	3(U)	0.109(J)	Non-Detect	Non-Detect	Non-Detect	0.00344(J)	Non-Detect	Non-Detect
GN-AP-MW-9	5/23/2016	Non-Detect	31.3	5.2	0.1(J)	7.66	1.78	184	Non-Detect	0.00213(J)	0.0733	Non-Detect	Non-Detect	Non-Detect	Non-Detect	0.0417(U)	0.1(J)	Non-Detect	Non-Detect	Non-Detect	0.00306(J)	Non-Detect	Non-Detect
GN-AP-MW-9	7/12/2016	Non-Detect	31.6	5.71	0.11(J)	7.77	0.915(J)	176	Non-Detect	0.00183(J)	0.102	Non-Detect	Non-Detect	Non-Detect	Non-Detect	0.208(U)	0.11(J)	Non-Detect	Non-Detect	Non-Detect	Non-Detect	Non-Detect	Non-Detect
GN-AP-MW-9	9/13/2016	Non-Detect	31.2	5.88	0.075(J)	7.7	Non-Detect	170	Non-Detect	0.00168(J)	0.0793	Non-Detect	Non-Detect	Non-Detect	Non-Detect	0.436(U)	0.075(J)	Non-Detect	Non-Detect	Non-Detect	Non-Detect	Non-Detect	Non-Detect
GN-AP-MW-9	11/15/2016	0.0256(J)	31.5	6.04	0.023(J)	7.69	0.96(J)	180	Non-Detect	0.00181(J)	0.0882	Non-Detect	Non-Detect	Non-Detect	Non-Detect	0.775	0.023(J)	Non-Detect	Non-Detect	Non-Detect	Non-Detect	Non-Detect	Non-Detect
GN-AP-MW-9	2/28/2017	0.021(J)	29.7	8.6	0.11	7.66	5.5	203	0.000662(J)	0.00404(J)	0.111	Non-Detect	Non-Detect	Non-Detect	Non-Detect	0.42(U)	0.11	Non-Detect	Non-Detect	Non-Detect	Non-Detect	Non-Detect	Non-Detect
GN-AP-MW-9	5/24/2017	Non-Detect	30.4	9.3	0.11	7.64	18	199	Non-Detect	0.00161(J)	0.0914	Non-Detect	Non-Detect	Non-Detect	Non-Detect	n/a	0.11	Non-Detect	Non-Detect	Non-Detect	0.00364(J)	Non-Detect	Non-Detect
GN-AP-MW-9	6/20/2017	Non-Detect	30.8	7.8	0.12	7.62	13	178	Non-Detect	0.00155(J)	0.0948	Non-Detect	Non-Detect	Non-Detect	Non-Detect	0.53	0.12	Non-Detect	Non-Detect	Non-Detect	0.00282(J)	Non-Detect	Non-Detect
GN-AP-MW-9	8/16/2017	Non-Detect	30.5	7.6	Non-Detect	7.51	14	205	n/a	n/a	n/a	n/a	n/a	n/a	n/a	n/a	Non-Detect	n/a	n/a	n/a	n/a	n/a	n/a
GN-AP-MW-9	1/10/2018	n/a	n/a	n/a	0.12	7.72	n/a	n/a	Non-Detect	0.00227(J)	0.0836	Non-Detect	Non-Detect	Non-Detect	Non-Detect	0.903	0.12	Non-Detect	Non-Detect	Non-Detect	Non-Detect	Non-Detect	Non-Detect
GN-AP-MW-9	4/17/2018	0.0386(J)	32.9	7.5	0.12	7.57	14	193	Non-Detect	0.00174(J)	0.0979	Non-Detect	Non-Detect	Non-Detect	Non-Detect	0.293(U)	0.12	Non-Detect	Non-Detect	Non-Detect	Non-Detect	Non-Detect	Non-Detect
GN-AP-MW-9	10/1/2018	Non-Detect	32.4	8.9	0.14	7.59	11	198	Non-Detect	0.00275(J)	0.118	Non-Detect	Non-Detect	Non-Detect	Non-Detect	1.07	0.14	Non-Detect	Non-Detect	Non-Detect	Non-Detect	Non-Detect	Non-Detect
GN-AP-MW-9	4/1/2019	Non-Detect	32.3	8.42	0.136	7.64	14.3	205	Non-Detect	0.00269(J)	0.105	Non-Detect	Non-Detect	Non-Detect	Non-Detect	0.334	0.136	Non-Detect	Non-Detect	Non-Detect	Non-Detect	Non-Detect	Non-Detect
GN-AP-MW-9	9/17/2019	Non-Detect	32.7	8.59	0.128	8.07	13.9	207	Non-Detect	0.00324(J)	0.118	Non-Detect	Non-Detect	Non-Detect	Non-Detect	0.194(U)	0.128	Non-Detect	Non-Detect	Non-Detect	Non-Detect	Non-Detect	Non-Detect
GN-AP-MW-9	2/17/2020	Non-Detect	33.2	8.74	0.15	7.75	14.7	211	Non-Detect	0.00246(J)	0.109	Non-Detect	Non-Detect	Non-Detect	Non-Detect	0.38(U)	0.15	Non-Detect	Non-Detect	Non-Detect	Non-Detect	Non-Detect	Non-Detect
GN-AP-MW-9	7/29/2020	Non-Detect	32.4	8.93	0.116	7.66	14.7	215	Non-Detect	0.00222(J)	0.105	Non-Detect	Non-Detect	Non-Detect	Non-Detect	0.28(U)	0.116	Non-Detect	Non-Detect	Non-Detect	Non-Detect	Non-Detect	Non-Detect

Analytical Data Summary
Plant Gaston Ash Pond
Alabama Power Company

		APPENDIX III							APPENDIX IV													
WELL	SAMPLE DATE	Boron	Calcium	Chloride	Fluoride	pH	Sulfate	TDS	Antimony	Arsenic	Barium	Beryllium	Cadmium	Chromium	Cobalt	Combined Radium 226 + 228	Fluoride	Lead	Lithium	Mercury	Molybdenum	Selenium	Thallium
UNITS		mg/L	mg/L	mg/L	mg/L	SU	mg/L	mg/L	mg/L	mg/L	mg/L	mg/L	mg/L	mg/L	mg/L	pCi/L	mg/L	mg/L	mg/L	mg/L	mg/L	mg/L	mg/L
GN-AP-MW-10	3/30/2016	0.0291(J)	38.2	4.59	0.052(J)	7.45	9.91	195	Non-Detect	0.00105(J)	0.0139	Non-Detect	Non-Detect	Non-Detect	Non-Detect	3(U)	0.052(J)	Non-Detect	Non-Detect	Non-Detect	Non-Detect	Non-Detect	Non-Detect
GN-AP-MW-10	5/17/2016	0.0466(J)	33.9	3.94	0.088(J)	7.68	7.27	189	Non-Detect	Non-Detect	0.0188	Non-Detect	Non-Detect	Non-Detect	Non-Detect	0.364(U)	0.088(J)	Non-Detect	Non-Detect	Non-Detect	Non-Detect	Non-Detect	Non-Detect
GN-AP-MW-10	7/13/2016	0.0305(J)	36.7	3.32	0.06(J)	7.71	4.11	179	Non-Detect	Non-Detect	0.0139	Non-Detect	Non-Detect	Non-Detect	Non-Detect	0.347(U)	0.06(J)	Non-Detect	Non-Detect	Non-Detect	Non-Detect	Non-Detect	Non-Detect
GN-AP-MW-10	9/13/2016	Non-Detect	38.1	2.91	0.019(J)	7.53	2.86	168	Non-Detect	Non-Detect	0.0121	Non-Detect	Non-Detect	Non-Detect	Non-Detect	0.567	0.019(J)	Non-Detect	Non-Detect	Non-Detect	Non-Detect	Non-Detect	Non-Detect
GN-AP-MW-10	11/15/2016	Non-Detect	38	2.75	Non-Detect	7.53	2.16	180	Non-Detect	Non-Detect	0.0132	Non-Detect	Non-Detect	Non-Detect	Non-Detect	0.305(U)	Non-Detect	Non-Detect	Non-Detect	Non-Detect	Non-Detect	Non-Detect	Non-Detect
GN-AP-MW-10	2/28/2017	Non-Detect	39.4	3.2	Non-Detect	7.58	3.7(J)	180	0.000753(J)	Non-Detect	0.0148	Non-Detect	Non-Detect	Non-Detect	Non-Detect	0.346(U)	Non-Detect	Non-Detect	Non-Detect	Non-Detect	Non-Detect	Non-Detect	Non-Detect
GN-AP-MW-10	5/22/2017	Non-Detect	37.4	3.7	0.04(J)	7.51	2.6(J)	178	Non-Detect	Non-Detect	0.0116	Non-Detect	Non-Detect	Non-Detect	Non-Detect	n/a	0.04(J)	Non-Detect	Non-Detect	Non-Detect	Non-Detect	Non-Detect	Non-Detect
GN-AP-MW-10	6/19/2017	0.0204(J)	37.4	3.7	0.04(J)	7.53	2.8(J)	165	Non-Detect	Non-Detect	0.0113	Non-Detect	Non-Detect	Non-Detect	Non-Detect	0.614	0.04(J)	Non-Detect	Non-Detect	Non-Detect	Non-Detect	Non-Detect	Non-Detect
GN-AP-MW-10	8/14/2017	0.0242(J)	36.4	3.1	0.04(J)	7.52	3.4(J)	185	n/a	n/a	n/a	n/a	n/a	n/a	n/a	n/a	0.04(J)	n/a	n/a	n/a	n/a	n/a	n/a
GN-AP-MW-10	1/10/2018	n/a	n/a	n/a	Non-Detect	7.64	n/a	n/a	Non-Detect	Non-Detect	0.0117	Non-Detect	Non-Detect	Non-Detect	Non-Detect	0.629	Non-Detect	Non-Detect	Non-Detect	Non-Detect	Non-Detect	Non-Detect	Non-Detect
GN-AP-MW-10	4/16/2018	0.0466(J)	38.7	3.3	0.04(J)	7.54	3.4(J)	181	Non-Detect	Non-Detect	0.0145	Non-Detect	Non-Detect	Non-Detect	Non-Detect	0.0363(U)	0.04(J)	Non-Detect	Non-Detect	Non-Detect	Non-Detect	Non-Detect	Non-Detect
GN-AP-MW-10	10/2/2018	0.0228(J)	39.7	2.6	0.04(J)	7.54	2.6(J)	161	Non-Detect	Non-Detect	0.0124	Non-Detect	Non-Detect	Non-Detect	Non-Detect	0.613	0.04(J)	Non-Detect	Non-Detect	Non-Detect	Non-Detect	Non-Detect	Non-Detect
GN-AP-MW-10	4/3/2019	Non-Detect	40	2.7	Non-Detect	7.6	3.85	177	Non-Detect	Non-Detect	0.0137	Non-Detect	Non-Detect	Non-Detect	Non-Detect	0.260(U)	Non-Detect	Non-Detect	Non-Detect	Non-Detect	Non-Detect	Non-Detect	Non-Detect
GN-AP-MW-10	9/16/2019	Non-Detect	39.1	2.54	Non-Detect	7.6	3.39	168	Non-Detect	Non-Detect	0.0135	Non-Detect	Non-Detect	Non-Detect	Non-Detect	0.307(U)	Non-Detect	Non-Detect	Non-Detect	Non-Detect	Non-Detect	Non-Detect	Non-Detect
GN-AP-MW-10	10/8/2019	n/a	n/a	n/a	n/a	7.59	n/a	172	n/a	n/a	n/a	n/a	n/a	n/a	n/a	n/a	n/a	n/a	n/a	n/a	n/a	n/a	n/a
GN-AP-MW-10	2/17/2020	Non-Detect	39.7	2.61	0.051(J)	7.61	3.56	170	Non-Detect	Non-Detect	0.0127	Non-Detect	Non-Detect	Non-Detect	Non-Detect	0.379(U)	0.051(J)	Non-Detect	Non-Detect	Non-Detect	Non-Detect	Non-Detect	Non-Detect
GN-AP-MW-10	7/22/2020	Non-Detect	38.5	2.53	Non-Detect	7.64	3.65	175	Non-Detect	Non-Detect	0.0141	Non-Detect	Non-Detect	Non-Detect	Non-Detect	0.185(U)	Non-Detect	Non-Detect	Non-Detect	Non-Detect	Non-Detect	Non-Detect	Non-Detect

Analytical Data Summary
Plant Gaston Ash Pond
Alabama Power Company

		APPENDIX III							APPENDIX IV													
WELL	SAMPLE DATE	Boron	Calcium	Chloride	Fluoride	pH	Sulfate	TDS	Antimony	Arsenic	Barium	Beryllium	Cadmium	Chromium	Cobalt	Combined Radium 226 + 228	Fluoride	Lead	Lithium	Mercury	Molybdenum	Selenium	Thallium
UNITS		mg/L	mg/L	mg/L	mg/L	SU	mg/L	mg/L	mg/L	mg/L	mg/L	mg/L	mg/L	mg/L	mg/L	pCi/L	mg/L	mg/L	mg/L	mg/L	mg/L	mg/L	mg/L
GN-AP-MW-11	3/30/2016	0.112	36.4	6.36	0.026(J)	7.63	32.2	184	Non-Detect	Non-Detect	0.00993(J)	Non-Detect	Non-Detect	Non-Detect	Non-Detect	3(U)	0.026(J)	Non-Detect	Non-Detect	Non-Detect	Non-Detect	Non-Detect	Non-Detect
GN-AP-MW-11	5/18/2016	0.118	34.7	5.93	0.068(J)	7.64	30.8	186	Non-Detect	Non-Detect	0.011	Non-Detect	Non-Detect	Non-Detect	Non-Detect	0.224(U)	0.068(J)	Non-Detect	Non-Detect	Non-Detect	Non-Detect	Non-Detect	Non-Detect
GN-AP-MW-11	7/13/2016	0.125	36.4	5.93	0.049(J)	7.84	32.4	192	Non-Detect	Non-Detect	0.012	Non-Detect	Non-Detect	Non-Detect	Non-Detect	0.177(U)	0.049(J)	Non-Detect	Non-Detect	Non-Detect	Non-Detect	Non-Detect	Non-Detect
GN-AP-MW-11	9/13/2016	0.108	35.6	5.92	0.018(J)	7.69	30.9	187	Non-Detect	Non-Detect	0.01	Non-Detect	Non-Detect	Non-Detect	Non-Detect	0.216(U)	0.018(J)	Non-Detect	Non-Detect	Non-Detect	Non-Detect	Non-Detect	Non-Detect
GN-AP-MW-11	11/14/2016	0.126	36.2	5.95	Non-Detect	7.7	32.1	185	Non-Detect	Non-Detect	0.00973(J)	Non-Detect	Non-Detect	Non-Detect	Non-Detect	0.318(U)	Non-Detect	Non-Detect	Non-Detect	Non-Detect	Non-Detect	Non-Detect	Non-Detect
GN-AP-MW-11	2/28/2017	0.12	35.4	6.7	Non-Detect	7.79	32	198	0.000823(J)	Non-Detect	0.00989(J)	Non-Detect	Non-Detect	Non-Detect	Non-Detect	0.551	Non-Detect	Non-Detect	Non-Detect	Non-Detect	Non-Detect	Non-Detect	Non-Detect
GN-AP-MW-11	5/22/2017	0.116	34.4	7.1	Non-Detect	7.72	32	185	Non-Detect	Non-Detect	0.00911(J)	Non-Detect	Non-Detect	Non-Detect	Non-Detect	n/a	Non-Detect	Non-Detect	Non-Detect	Non-Detect	Non-Detect	Non-Detect	Non-Detect
GN-AP-MW-11	6/19/2017	0.12	34.8	6.2	Non-Detect	7.73	33	189	Non-Detect	Non-Detect	0.00908(J)	Non-Detect	Non-Detect	Non-Detect	Non-Detect	0.418(U)	Non-Detect	Non-Detect	Non-Detect	Non-Detect	Non-Detect	Non-Detect	Non-Detect
GN-AP-MW-11	8/14/2017	0.124	34.6	6.7	Non-Detect	7.67	34	135	n/a	n/a	n/a	n/a	n/a	n/a	n/a	n/a	Non-Detect	n/a	n/a	n/a	n/a	n/a	n/a
GN-AP-MW-11	1/9/2018	n/a	n/a	n/a	Non-Detect	7.82	n/a	n/a	Non-Detect	Non-Detect	0.00832(J)	Non-Detect	Non-Detect	Non-Detect	Non-Detect	0.402(U)	Non-Detect	Non-Detect	Non-Detect	Non-Detect	Non-Detect	Non-Detect	Non-Detect
GN-AP-MW-11	4/16/2018	0.163	37.4	6.2	Non-Detect	7.71	33	174	Non-Detect	Non-Detect	0.00942(J)	Non-Detect	Non-Detect	Non-Detect	Non-Detect	0.437(U)	Non-Detect	Non-Detect	Non-Detect	Non-Detect	Non-Detect	Non-Detect	Non-Detect
GN-AP-MW-11	10/4/2018	0.206	40.8	6.9	0.04(J)	7.71	37	208	Non-Detect	Non-Detect	0.00817(J)	Non-Detect	Non-Detect	Non-Detect	Non-Detect	0.703	0.04(J)	Non-Detect	Non-Detect	Non-Detect	Non-Detect	Non-Detect	Non-Detect
GN-AP-MW-11	4/3/2019	0.216	44.1	6.35	Non-Detect	7.75	44.2	200	Non-Detect	Non-Detect	0.00993(J)	Non-Detect	Non-Detect	Non-Detect	Non-Detect	0.2(U)	Non-Detect	Non-Detect	Non-Detect	Non-Detect	Non-Detect	Non-Detect	Non-Detect
GN-AP-MW-11	9/16/2019	0.207	40.2	6.49	Non-Detect	7.71	49.2	207	Non-Detect	Non-Detect	0.00956(J)	Non-Detect	Non-Detect	Non-Detect	Non-Detect	0.507(U)	Non-Detect	Non-Detect	Non-Detect	Non-Detect	Non-Detect	Non-Detect	Non-Detect
GN-AP-MW-11	10/8/2019	n/a	n/a	n/a	n/a	7.74	n/a	207	n/a	n/a	n/a	n/a	n/a	n/a	n/a	n/a	n/a	n/a	n/a	n/a	n/a	n/a	n/a
GN-AP-MW-11	2/17/2020	0.221	41	6.66	0.0546(J)	7.74	45.2	209	Non-Detect	Non-Detect	0.0088(J)	Non-Detect	Non-Detect	Non-Detect	Non-Detect	0.568	0.0546(J)	Non-Detect	Non-Detect	Non-Detect	Non-Detect	Non-Detect	Non-Detect
GN-AP-MW-11	7/22/2020	0.205	39	6.75	Non-Detect	7.76	45.3	216	Non-Detect	Non-Detect	0.0082(J)	Non-Detect	Non-Detect	Non-Detect	Non-Detect	0.24(U)	Non-Detect	Non-Detect	Non-Detect	Non-Detect	Non-Detect	Non-Detect	Non-Detect

Analytical Data Summary
Plant Gaston Ash Pond
Alabama Power Company

		APPENDIX III							APPENDIX IV													
WELL	SAMPLE DATE	Boron	Calcium	Chloride	Fluoride	pH	Sulfate	TDS	Antimony	Arsenic	Barium	Beryllium	Cadmium	Chromium	Cobalt	Combined Radium 226 + 228	Fluoride	Lead	Lithium	Mercury	Molybdenum	Selenium	Thallium
UNITS		mg/L	mg/L	mg/L	mg/L	SU	mg/L	mg/L	mg/L	mg/L	mg/L	mg/L	mg/L	mg/L	mg/L	pCi/L	mg/L	mg/L	mg/L	mg/L	mg/L	mg/L	mg/L
GN-AP-MW-12	3/30/2016	0.287	63.4	21.4	0.039(J)	7.39	85	353	Non-Detect	0.00148(J)	0.0644	Non-Detect	Non-Detect	Non-Detect	Non-Detect	3(U)	0.039(J)	Non-Detect	Non-Detect	Non-Detect	Non-Detect	Non-Detect	Non-Detect
GN-AP-MW-12	5/18/2016	0.286	57.5	19.6	0.078(J)	7.34	83.8	343	Non-Detect	0.00194(J)	0.0794	Non-Detect	Non-Detect	Non-Detect	Non-Detect	0.678	0.078(J)	Non-Detect	Non-Detect	Non-Detect	Non-Detect	Non-Detect	Non-Detect
GN-AP-MW-12	7/13/2016	0.299	62.9	19.6	0.058(J)	7.52	86.2	352	Non-Detect	0.0021(J)	0.0735	Non-Detect	Non-Detect	Non-Detect	Non-Detect	0.707	0.058(J)	Non-Detect	Non-Detect	Non-Detect	Non-Detect	Non-Detect	Non-Detect
GN-AP-MW-12	9/12/2016	0.302	60.1	19.7	0.023(J)	7.39	91.8	346	Non-Detect	0.00456(J)	0.072	Non-Detect	Non-Detect	Non-Detect	Non-Detect	1.04	0.023(J)	Non-Detect	Non-Detect	Non-Detect	Non-Detect	Non-Detect	Non-Detect
GN-AP-MW-12	11/14/2016	0.323	61.4	19.7	Non-Detect	7.42	91.2	322	Non-Detect	0.00241(J)	0.0768	Non-Detect	Non-Detect	Non-Detect	Non-Detect	0.586	Non-Detect	Non-Detect	Non-Detect	Non-Detect	Non-Detect	Non-Detect	Non-Detect
GN-AP-MW-12	2/28/2017	0.336	62.6	22	Non-Detect	7.46	86	353	0.000648(J)	0.0022(J)	0.0695	Non-Detect	Non-Detect	Non-Detect	Non-Detect	1.09	Non-Detect	Non-Detect	Non-Detect	Non-Detect	Non-Detect	Non-Detect	Non-Detect
GN-AP-MW-12	5/24/2017	0.342	62.3	22	0.05(J)	7.39	92	234	Non-Detect	0.00564	0.0671	Non-Detect	Non-Detect	Non-Detect	Non-Detect	n/a	0.05(J)	Non-Detect	Non-Detect	Non-Detect	Non-Detect	Non-Detect	Non-Detect
GN-AP-MW-12	6/21/2017	0.342	63	21	0.05(J)	7.36	88	372	Non-Detect	0.00257(J)	0.0629	Non-Detect	Non-Detect	Non-Detect	Non-Detect	1.05	0.05(J)	Non-Detect	Non-Detect	Non-Detect	Non-Detect	Non-Detect	Non-Detect
GN-AP-MW-12	8/14/2017	0.359	60.6	21	0.04(J)	7.36	100	372	n/a	n/a	n/a	n/a	n/a	n/a	n/a	n/a	0.04(J)	n/a	n/a	n/a	n/a	n/a	n/a
GN-AP-MW-12	1/9/2018	n/a	n/a	n/a	0.04(J)	7.45	n/a	n/a	Non-Detect	0.00886	0.0658	Non-Detect	Non-Detect	Non-Detect	Non-Detect	1.22	0.04(J)	Non-Detect	Non-Detect	Non-Detect	Non-Detect	Non-Detect	Non-Detect
GN-AP-MW-12	4/16/2018	0.384	64.6	20	0.04(J)	7.36	91	365	Non-Detect	0.00754	0.0666	Non-Detect	Non-Detect	Non-Detect	Non-Detect	0.769	0.04(J)	Non-Detect	Non-Detect	Non-Detect	Non-Detect	Non-Detect	Non-Detect
GN-AP-MW-12	10/4/2018	0.503	74.5	21	0.04(J)	7.37	76	372	Non-Detect	0.0081	0.0667	Non-Detect	Non-Detect	Non-Detect	Non-Detect	1.5	0.04(J)	Non-Detect	Non-Detect	Non-Detect	Non-Detect	Non-Detect	Non-Detect
GN-AP-MW-12	4/3/2019	0.401	67.8	19.7	Non-Detect	7.37	102	372	0.000871(J)	0.00726	0.073	Non-Detect	Non-Detect	Non-Detect	Non-Detect	0.669	Non-Detect	Non-Detect	Non-Detect	Non-Detect	Non-Detect	Non-Detect	Non-Detect
GN-AP-MW-12	9/16/2019	0.423	69.5	19.8	0.0538(J)	7.44	108	377	Non-Detect	0.00538	0.0819	Non-Detect	Non-Detect	Non-Detect	Non-Detect	1.04	0.0538(J)	Non-Detect	Non-Detect	Non-Detect	Non-Detect	Non-Detect	Non-Detect
GN-AP-MW-12	2/18/2020	0.433	73.1	19.6	0.0571(J)	7.42	110	378	Non-Detect	0.00269(J)	0.0726	Non-Detect	Non-Detect	Non-Detect	Non-Detect	1.34	0.0571(J)	Non-Detect	Non-Detect	Non-Detect	Non-Detect	Non-Detect	Non-Detect
GN-AP-MW-12	7/27/2020	0.444	65.7	19.8	Non-Detect	7.47	108	378	Non-Detect	0.0041(J)	0.077	Non-Detect	Non-Detect	Non-Detect	Non-Detect	1.85	Non-Detect	Non-Detect	Non-Detect	Non-Detect	Non-Detect	Non-Detect	Non-Detect

Analytical Data Summary
Plant Gaston Ash Pond
Alabama Power Company

		APPENDIX III							APPENDIX IV													
WELL	SAMPLE DATE	Boron	Calcium	Chloride	Fluoride	pH	Sulfate	TDS	Antimony	Arsenic	Barium	Beryllium	Cadmium	Chromium	Cobalt	Combined Radium 226 + 228	Fluoride	Lead	Lithium	Mercury	Molybdenum	Selenium	Thallium
UNITS		mg/L	mg/L	mg/L	mg/L	SU	mg/L	mg/L	mg/L	mg/L	mg/L	mg/L	mg/L	mg/L	mg/L	pCi/L	mg/L	mg/L	mg/L	mg/L	mg/L	mg/L	mg/L
GN-AP-MW-13	3/30/2016	Non-Detect	46.6	4.69	0.042(J)	7.27	Non-Detect	202	Non-Detect	Non-Detect	0.0337	Non-Detect	Non-Detect	Non-Detect	Non-Detect	3(U)	0.042(J)	Non-Detect	Non-Detect	Non-Detect	Non-Detect	Non-Detect	Non-Detect
GN-AP-MW-13	5/18/2016	Non-Detect	46.1	4.35	0.08(J)	7.37	0.492(J)	207	Non-Detect	Non-Detect	0.038	Non-Detect	Non-Detect	Non-Detect	Non-Detect	0.539	0.08(J)	Non-Detect	Non-Detect	Non-Detect	Non-Detect	Non-Detect	Non-Detect
GN-AP-MW-13	7/14/2016	Non-Detect	45.6	4.33	0.06(J)	7.51	0.38(J)	203	Non-Detect	Non-Detect	0.0338	Non-Detect	Non-Detect	Non-Detect	Non-Detect	0.652	0.06(J)	Non-Detect	Non-Detect	Non-Detect	Non-Detect	Non-Detect	Non-Detect
GN-AP-MW-13	9/12/2016	0.0762(J)	44.1	4.4	0.028(J)	7.39	Non-Detect	205	Non-Detect	Non-Detect	0.0331	Non-Detect	Non-Detect	Non-Detect	Non-Detect	0.325(U)	0.028(J)	Non-Detect	Non-Detect	Non-Detect	Non-Detect	Non-Detect	Non-Detect
GN-AP-MW-13	11/14/2016	Non-Detect	46	4.76	Non-Detect	7.37	Non-Detect	197	0.000748(J)	Non-Detect	0.0353	Non-Detect	Non-Detect	Non-Detect	Non-Detect	0.734	Non-Detect	Non-Detect	Non-Detect	Non-Detect	Non-Detect	Non-Detect	Non-Detect
GN-AP-MW-13	2/28/2017	Non-Detect	45	6.1	0.04(J)	7.32	Non-Detect	221	0.000755(J)	Non-Detect	0.0388	Non-Detect	Non-Detect	Non-Detect	Non-Detect	0.629	0.04(J)	Non-Detect	Non-Detect	Non-Detect	Non-Detect	Non-Detect	Non-Detect
GN-AP-MW-13	5/24/2017	Non-Detect	44.3	5.4	0.05(J)	7.44	Non-Detect	204	Non-Detect	Non-Detect	0.0344	Non-Detect	Non-Detect	Non-Detect	Non-Detect	n/a	0.05(J)	Non-Detect	Non-Detect	Non-Detect	Non-Detect	Non-Detect	Non-Detect
GN-AP-MW-13	6/21/2017	Non-Detect	44.7	5.2	0.05(J)	7.39	Non-Detect	218	Non-Detect	Non-Detect	0.0302	Non-Detect	Non-Detect	Non-Detect	Non-Detect	0.637	0.05(J)	Non-Detect	Non-Detect	Non-Detect	Non-Detect	Non-Detect	Non-Detect
GN-AP-MW-13	8/14/2017	Non-Detect	43.5	5.6	0.05(J)	7.39	Non-Detect	217	n/a	n/a	n/a	n/a	n/a	n/a	n/a	n/a	0.05(J)	n/a	n/a	n/a	n/a	n/a	n/a
GN-AP-MW-13	1/9/2018	n/a	n/a	n/a	0.05(J)	7.5	n/a	n/a	Non-Detect	Non-Detect	0.0321	Non-Detect	Non-Detect	Non-Detect	Non-Detect	0.825	0.05(J)	Non-Detect	Non-Detect	Non-Detect	Non-Detect	Non-Detect	Non-Detect
GN-AP-MW-13	4/19/2018	Non-Detect	45.8	4.6	0.05(J)	7.38	Non-Detect	201	Non-Detect	Non-Detect	0.0361	Non-Detect	Non-Detect	Non-Detect	Non-Detect	0.546(U)	0.05(J)	Non-Detect	Non-Detect	Non-Detect	Non-Detect	Non-Detect	Non-Detect
GN-AP-MW-13	10/5/2018	Non-Detect	46.8	5.1	0.05(J)	7.25	Non-Detect	208	Non-Detect	Non-Detect	0.0336	Non-Detect	Non-Detect	Non-Detect	Non-Detect	1.04	0.05(J)	Non-Detect	Non-Detect	Non-Detect	Non-Detect	Non-Detect	Non-Detect
GN-AP-MW-13	4/3/2019	Non-Detect	46.9	4.85	Non-Detect	7.41	0.925(J)	201	Non-Detect	Non-Detect	0.0363	Non-Detect	Non-Detect	Non-Detect	Non-Detect	0.577	Non-Detect	Non-Detect	Non-Detect	Non-Detect	Non-Detect	Non-Detect	Non-Detect
GN-AP-MW-13	9/17/2019	Non-Detect	48.3	4.83	0.0753(J)	7.45	Non-Detect	204	Non-Detect	Non-Detect	0.0396	Non-Detect	Non-Detect	Non-Detect	Non-Detect	0.958(U)	0.0753(J)	Non-Detect	Non-Detect	Non-Detect	Non-Detect	Non-Detect	Non-Detect
GN-AP-MW-13	2/19/2020	Non-Detect	46.7	5.02	0.06(J)	7.42	0.571(J)	206	Non-Detect	Non-Detect	0.0381	Non-Detect	Non-Detect	Non-Detect	Non-Detect	0.702	0.06(J)	Non-Detect	Non-Detect	Non-Detect	Non-Detect	Non-Detect	Non-Detect
GN-AP-MW-13	7/27/2020	Non-Detect	45.5	5.2	Non-Detect	7.48	Non-Detect	202	Non-Detect	Non-Detect	0.0395	Non-Detect	Non-Detect	Non-Detect	Non-Detect	0.986	Non-Detect	Non-Detect	Non-Detect	Non-Detect	Non-Detect	Non-Detect	Non-Detect

Analytical Data Summary
Plant Gaston Ash Pond
Alabama Power Company

		APPENDIX III							APPENDIX IV													
WELL	SAMPLE DATE	Boron	Calcium	Chloride	Fluoride	pH	Sulfate	TDS	Antimony	Arsenic	Barium	Beryllium	Cadmium	Chromium	Cobalt	Combined Radium 226 + 228	Fluoride	Lead	Lithium	Mercury	Molybdenum	Selenium	Thallium
UNITS		mg/L	mg/L	mg/L	mg/L	SU	mg/L	mg/L	mg/L	mg/L	mg/L	mg/L	mg/L	mg/L	mg/L	pCi/L	mg/L	mg/L	mg/L	mg/L	mg/L	mg/L	mg/L
GN-AP-MW-14	3/28/2016	Non-Detect	124	2.11	0.084(J)	7.34	66.6	308	0.000985(J)	0.0048(J)	0.0952	0.00119(J)	0.00133	0.00577(J)	0.00969(J)	3(U)	0.084(J)	0.0202	0.0107(J)	Non-Detect	Non-Detect	Non-Detect	Non-Detect
GN-AP-MW-14	5/17/2016	Non-Detect	74.6	2.38	0.098(J)	7.22	63.9	314	Non-Detect	0.0016(J)	0.0437	Non-Detect	Non-Detect	Non-Detect	Non-Detect	0.119(U)	0.098(J)	0.00114(J)	Non-Detect	Non-Detect	Non-Detect	Non-Detect	Non-Detect
GN-AP-MW-14	7/11/2016	Non-Detect	68.9	2.42	0.086(J)	7.32	57.6	319	Non-Detect	0.00112(J)	0.0496	Non-Detect	Non-Detect	Non-Detect	Non-Detect	0.51(U)	0.086(J)	Non-Detect	Non-Detect	Non-Detect	0.00361(J)	Non-Detect	Non-Detect
GN-AP-MW-14	9/13/2016	Non-Detect	80.3	2.34	0.061(J)	7.35	82.8	354	Non-Detect	Non-Detect	0.0493	Non-Detect	Non-Detect	Non-Detect	Non-Detect	0.413(U)	0.061(J)	Non-Detect	Non-Detect	Non-Detect	Non-Detect	Non-Detect	Non-Detect
GN-AP-MW-14	11/15/2016	Non-Detect	102	2.55	Non-Detect	7.32	118	452	Non-Detect	Non-Detect	0.0634	Non-Detect	Non-Detect	Non-Detect	Non-Detect	0.707	Non-Detect	Non-Detect	Non-Detect	Non-Detect	Non-Detect	Non-Detect	Non-Detect
GN-AP-MW-14	2/27/2017	Non-Detect	77.9	5.8	0.12	7.38	62(J)	339	0.00076(J)	Non-Detect	0.0593	Non-Detect	Non-Detect	Non-Detect	Non-Detect	0.479(U)	0.12	Non-Detect	Non-Detect	Non-Detect	Non-Detect	Non-Detect	Non-Detect
GN-AP-MW-14	5/24/2017	Non-Detect	72.9	5.9	0.12	7.41	56	316	Non-Detect	Non-Detect	0.0476	Non-Detect	Non-Detect	Non-Detect	Non-Detect	n/a	0.12	Non-Detect	Non-Detect	Non-Detect	Non-Detect	Non-Detect	Non-Detect
GN-AP-MW-14	6/21/2017	Non-Detect	80	3.6	0.1	7.26	75	376	Non-Detect	Non-Detect	0.0481	Non-Detect	Non-Detect	Non-Detect	Non-Detect	0.529	0.1	Non-Detect	Non-Detect	Non-Detect	Non-Detect	Non-Detect	Non-Detect
GN-AP-MW-14	8/15/2017	Non-Detect	72.1	4.9	0.12	7.33	67	340	n/a	n/a	n/a	n/a	n/a	n/a	n/a	n/a	0.12	n/a	n/a	n/a	n/a	n/a	n/a
GN-AP-MW-14	1/9/2018	n/a	n/a	n/a	0.14	7.5	n/a	n/a	Non-Detect	Non-Detect	0.0505	Non-Detect	Non-Detect	Non-Detect	Non-Detect	0.91	0.14	Non-Detect	Non-Detect	Non-Detect	Non-Detect	Non-Detect	Non-Detect
GN-AP-MW-14	4/19/2018	Non-Detect	59.6	6.5	0.13	7.48	53	304	Non-Detect	0.00113(J)	0.0574	Non-Detect	Non-Detect	Non-Detect	Non-Detect	-0.42(U)	0.13	Non-Detect	Non-Detect	Non-Detect	Non-Detect	Non-Detect	Non-Detect
GN-AP-MW-14	10/5/2018	Non-Detect	123	3.5	0.1	7.05	160	544	Non-Detect	Non-Detect	0.0776	Non-Detect	Non-Detect	Non-Detect	Non-Detect	0.955	0.1	Non-Detect	Non-Detect	Non-Detect	Non-Detect	Non-Detect	Non-Detect
GN-AP-MW-14	4/3/2019	Non-Detect	63.1	5.72	0.106	7.43	75.2	336	0.000939(J)	Non-Detect	0.0619	Non-Detect	Non-Detect	Non-Detect	Non-Detect	0.189(U)	0.106	Non-Detect	Non-Detect	Non-Detect	Non-Detect	Non-Detect	Non-Detect
GN-AP-MW-14	9/17/2019	Non-Detect	74.9	4.16	0.116	7.3	131	439	Non-Detect	0.00108(J)	0.0745	Non-Detect	Non-Detect	Non-Detect	Non-Detect	0.558(U)	0.116	Non-Detect	Non-Detect	Non-Detect	Non-Detect	Non-Detect	Non-Detect
GN-AP-MW-14	2/19/2020	Non-Detect	69.9	4.9	0.122	7.52	110	363	Non-Detect	Non-Detect	0.0653	Non-Detect	Non-Detect	Non-Detect	Non-Detect	0.404(U)	0.122	Non-Detect	Non-Detect	Non-Detect	Non-Detect	Non-Detect	Non-Detect
GN-AP-MW-14	7/23/2020	Non-Detect	88.6	3.1	0.0954(J)	7.44	97.9	399	Non-Detect	Non-Detect	0.0686	Non-Detect	Non-Detect	Non-Detect	Non-Detect	1.48	0.0954(J)	Non-Detect	Non-Detect	Non-Detect	Non-Detect	Non-Detect	Non-Detect

Analytical Data Summary
Plant Gaston Ash Pond
Alabama Power Company

		APPENDIX III							APPENDIX IV													
WELL	SAMPLE DATE	Boron	Calcium	Chloride	Fluoride	pH	Sulfate	TDS	Antimony	Arsenic	Barium	Beryllium	Cadmium	Chromium	Cobalt	Combined Radium 226 + 228	Fluoride	Lead	Lithium	Mercury	Molybdenum	Selenium	Thallium
UNITS		mg/L	mg/L	mg/L	mg/L	SU	mg/L	mg/L	mg/L	mg/L	mg/L	mg/L	mg/L	mg/L	mg/L	pCi/L	mg/L	mg/L	mg/L	mg/L	mg/L	mg/L	mg/L
GN-AP-MW-15R	3/28/2016	0.103	79.7	21.9	0.276(J)	7.43	147	426	0.000862(J)	0.00122(J)	0.0856	Non-Detect	Non-Detect	Non-Detect	0.00396(J)	3(U)	0.276(J)	Non-Detect	Non-Detect	Non-Detect	0.0126	Non-Detect	Non-Detect
GN-AP-MW-15R	5/19/2016	0.169	91.5	20.9	0.313	7.43	224	496	Non-Detect	0.0015(J)	0.132	Non-Detect	Non-Detect	Non-Detect	0.00207(J)	0.956	0.313	Non-Detect	Non-Detect	Non-Detect	0.0142	Non-Detect	Non-Detect
GN-AP-MW-15R	7/11/2016	0.829	38.1	23	0.076(J)	7.58	133	359	Non-Detect	Non-Detect	0.0302	Non-Detect	Non-Detect	Non-Detect	Non-Detect	0.302(U)	0.076(J)	Non-Detect	0.0133(J)	Non-Detect	0.0542	Non-Detect	Non-Detect
GN-AP-MW-15R	8/22/2016	0.835	37.3	23.3	0.067(J)	7.56	134	349	Non-Detect	Non-Detect	0.0267	Non-Detect	Non-Detect	Non-Detect	Non-Detect	0.613	0.067(J)	Non-Detect	0.0167(J)	Non-Detect	0.0577	Non-Detect	Non-Detect
GN-AP-MW-15R	9/14/2016	0.838	36.5	23.6	0.036(J)	7.52	130	340	Non-Detect	Non-Detect	0.0247	Non-Detect	Non-Detect	Non-Detect	Non-Detect	0.301(U)	0.036(J)	Non-Detect	0.019(J)	Non-Detect	0.0627	Non-Detect	Non-Detect
GN-AP-MW-15R	11/15/2016	0.894	36.8	23.8	Non-Detect	7.57	132	324	Non-Detect	Non-Detect	0.0273	Non-Detect	Non-Detect	Non-Detect	Non-Detect	0.538(U)	Non-Detect	Non-Detect	0.024(J)	Non-Detect	0.0712	Non-Detect	Non-Detect
GN-AP-MW-15R	1/3/2017	0.897	38	24.1	Non-Detect	7.62	143	348	Non-Detect	Non-Detect	0.026	Non-Detect	Non-Detect	Non-Detect	Non-Detect	0.394(U)	Non-Detect	Non-Detect	0.0305(J)	Non-Detect	0.0788	Non-Detect	Non-Detect
GN-AP-MW-15R	2/27/2017	0.897	36.8	27	0.06(J)	7.52	130	347	0.000947(J)	Non-Detect	0.0301	Non-Detect	Non-Detect	Non-Detect	Non-Detect	0.129(U)	0.06(J)	Non-Detect	0.038(J)	Non-Detect	0.121	Non-Detect	Non-Detect
GN-AP-MW-15R	5/22/2017	0.892	36.9	28	0.07(J)	7.52	120	348	Non-Detect	Non-Detect	0.0274	Non-Detect	Non-Detect	Non-Detect	Non-Detect	n/a	0.07(J)	Non-Detect	0.0451(J)	Non-Detect	0.117	Non-Detect	Non-Detect
GN-AP-MW-15R	6/20/2017	0.91	36.9	27	0.07(J)	7.46	120	343	Non-Detect	Non-Detect	0.0292	Non-Detect	Non-Detect	Non-Detect	Non-Detect	0.362(U)	0.07(J)	Non-Detect	0.043(J)	Non-Detect	0.121	Non-Detect	Non-Detect
GN-AP-MW-15R	8/14/2017	0.906	39.5	27	0.07(J)	7.57	140	332	n/a	n/a	n/a	n/a	n/a	n/a	n/a	n/a	0.07(J)	n/a	n/a	n/a	n/a	n/a	n/a
GN-AP-MW-15R	1/9/2018	n/a	n/a	n/a	0.08(J)	7.64	n/a	n/a	Non-Detect	Non-Detect	0.0316	Non-Detect	Non-Detect	Non-Detect	Non-Detect	1.35	0.08(J)	Non-Detect	0.0595	Non-Detect	0.138	Non-Detect	Non-Detect
GN-AP-MW-15R	4/19/2018	0.991	43.4	32	0.08(J)	7.51	150	369	Non-Detect	Non-Detect	0.0368	Non-Detect	Non-Detect	Non-Detect	Non-Detect	0.438(U)	0.08(J)	Non-Detect	0.0793	Non-Detect	0.141	Non-Detect	Non-Detect
GN-AP-MW-15R	10/5/2018	4.34	163	120	0.1	7.33	260	762	Non-Detect	0.0015(J)	0.0818	Non-Detect	Non-Detect	Non-Detect	Non-Detect	1.47	0.1	Non-Detect	0.113	Non-Detect	0.214	Non-Detect	Non-Detect
GN-AP-MW-15R	4/3/2019	4.18	209	156	0.104	7.7	339	810	0.00113(J)	0.00207(J)	0.134	Non-Detect	Non-Detect	Non-Detect	Non-Detect	1.16	0.104	Non-Detect	0.149	Non-Detect	0.433	Non-Detect	Non-Detect
GN-AP-MW-15R	5/7/2019	4.13	175	180	0.0937(J)	7.57	351	810	0.000998(J)	0.0016(J)	0.0774	Non-Detect	Non-Detect	Non-Detect	Non-Detect	1.36	0.0937(J)	Non-Detect	0.164	Non-Detect	0.292	Non-Detect	Non-Detect
GN-AP-MW-15R	9/18/2019	3.47	139	142	0.094(J)	7.5	283	704	Non-Detect	Non-Detect	0.0799	Non-Detect	Non-Detect	Non-Detect	Non-Detect	0.94	0.094(J)	Non-Detect	0.186	Non-Detect	0.307	Non-Detect	Non-Detect
GN-AP-MW-15R	2/25/2020	3.13	120	138	0.0995(J)	7.64	326	674	Non-Detect	0.00129(J)	0.0693	Non-Detect	Non-Detect	Non-Detect	Non-Detect	0.669	0.0995(J)	Non-Detect	0.0848	Non-Detect	0.209	Non-Detect	Non-Detect
GN-AP-MW-15R	7/28/2020	2.7	102	110	0.0738(J)	7.5	239	606	Non-Detect	0.00101(J)	0.0635	Non-Detect	Non-Detect	Non-Detect	Non-Detect	2.35	0.0738(J)	Non-Detect	0.0559	Non-Detect	0.167	Non-Detect	Non-Detect

Analytical Data Summary
Plant Gaston Ash Pond
Alabama Power Company

		APPENDIX III							APPENDIX IV													
WELL	SAMPLE DATE	Boron	Calcium	Chloride	Fluoride	pH	Sulfate	TDS	Antimony	Arsenic	Barium	Beryllium	Cadmium	Chromium	Cobalt	Combined Radium 226 + 228	Fluoride	Lead	Lithium	Mercury	Molybdenum	Selenium	Thallium
UNITS		mg/L	mg/L	mg/L	mg/L	SU	mg/L	mg/L	mg/L	mg/L	mg/L	mg/L	mg/L	mg/L	mg/L	pCi/L	mg/L	mg/L	mg/L	mg/L	mg/L	mg/L	mg/L
GN-AP-MW-16	3/29/2016	1.32	43.2	10.8	0.118(J)	8.15	146	277	0.000838(J)	0.00385(J)	0.031	Non-Detect	Non-Detect	Non-Detect	Non-Detect	2.84251	0.118(J)	Non-Detect	0.0774	Non-Detect	0.288	Non-Detect	Non-Detect
GN-AP-MW-16	5/17/2016	1.35	41.4	10	0.151(J)	8.18	140	261	Non-Detect	0.00337(J)	0.0313	Non-Detect	Non-Detect	Non-Detect	Non-Detect	3.09	0.151(J)	Non-Detect	0.0738	Non-Detect	0.269	Non-Detect	Non-Detect
GN-AP-MW-16	7/14/2016	1.32	41.9	10.1	0.124(J)	8.23	135	255	Non-Detect	0.00407(J)	0.0336	Non-Detect	Non-Detect	Non-Detect	Non-Detect	2.65	0.124(J)	Non-Detect	0.0788	Non-Detect	0.305	Non-Detect	Non-Detect
GN-AP-MW-16	9/13/2016	1.31	39.6	10.4	0.089(J)	8.25	129	264	Non-Detect	0.00394(J)	0.0286	Non-Detect	Non-Detect	Non-Detect	Non-Detect	3.22	0.089(J)	Non-Detect	0.0748	Non-Detect	0.306	Non-Detect	Non-Detect
GN-AP-MW-16	11/14/2016	1.34	41	10.4	0.022(J)	8.31	131	249	Non-Detect	0.0037(J)	0.0296	Non-Detect	Non-Detect	Non-Detect	Non-Detect	4.18	0.022(J)	Non-Detect	0.0851	Non-Detect	0.305	Non-Detect	Non-Detect
GN-AP-MW-16	2/28/2017	1.28	41.8	12	0.1	8.31	130	251	0.000632(J)	0.00409(J)	0.0315	Non-Detect	Non-Detect	Non-Detect	Non-Detect	3.61	0.1	Non-Detect	0.0766	Non-Detect	0.368	Non-Detect	Non-Detect
GN-AP-MW-16	5/24/2017	1.24	39.8	12	0.12	8.22	130	257	Non-Detect	0.00419(J)	0.0275	Non-Detect	Non-Detect	Non-Detect	Non-Detect	n/a	0.12	Non-Detect	0.0722	Non-Detect	0.275	Non-Detect	Non-Detect
GN-AP-MW-16	6/19/2017	1.26	40.2	11	0.13	8.18	110	258	Non-Detect	0.00424(J)	0.0279	Non-Detect	Non-Detect	Non-Detect	Non-Detect	3	0.13	Non-Detect	0.0693	Non-Detect	0.26	Non-Detect	Non-Detect
GN-AP-MW-16	8/14/2017	1.24	41.3	12	0.12	8.32	140	263	n/a	n/a	n/a	n/a	n/a	n/a	n/a	n/a	0.12	n/a	n/a	n/a	n/a	n/a	n/a
GN-AP-MW-16	1/9/2018	n/a	n/a	n/a	0.13	8.21	n/a	n/a	Non-Detect	0.00505	0.0273	Non-Detect	Non-Detect	Non-Detect	Non-Detect	3.76	0.13	Non-Detect	0.0781	Non-Detect	0.316	Non-Detect	Non-Detect
GN-AP-MW-16	4/19/2018	1.34	42.3	12	0.13	8.28	130	247	Non-Detect	0.00484(J)	0.0307	Non-Detect	Non-Detect	Non-Detect	Non-Detect	3.32	0.13	Non-Detect	0.0752	Non-Detect	0.275	Non-Detect	Non-Detect
GN-AP-MW-16	10/1/2018	1.29	41.5	14	0.15	8.14	80	252	Non-Detect	0.00466(J)	0.0295	Non-Detect	Non-Detect	Non-Detect	Non-Detect	2.91	0.15	Non-Detect	0.076	Non-Detect	0.267	Non-Detect	Non-Detect
GN-AP-MW-16	4/3/2019	1.32	45.7	15.9	0.12	8.3	161	273	Non-Detect	0.00466(J)	0.0335	Non-Detect	Non-Detect	Non-Detect	Non-Detect	3.43	0.12	Non-Detect	0.0814	Non-Detect	0.311	Non-Detect	Non-Detect
GN-AP-MW-16	9/16/2019	1.4	61.3	20.4	0.126	7.94	147	293	Non-Detect	0.00492(J)	0.0393	Non-Detect	Non-Detect	Non-Detect	Non-Detect	3.55	0.126	Non-Detect	0.0926	Non-Detect	0.32	Non-Detect	Non-Detect
GN-AP-MW-16	2/25/2020	1.39	50	17.7	0.133	8.38	161	284	Non-Detect	0.00495(J)	0.0353	Non-Detect	Non-Detect	Non-Detect	Non-Detect	2.99	0.133	Non-Detect	0.0951	Non-Detect	0.343	Non-Detect	Non-Detect
GN-AP-MW-16	7/28/2020	1.33	48.1	17.4	0.124	8.02	143	284	Non-Detect	0.00535	0.0355	Non-Detect	Non-Detect	Non-Detect	Non-Detect	3.49	0.124	Non-Detect	0.0903	Non-Detect	0.328	Non-Detect	Non-Detect

Analytical Data Summary
Plant Gaston Ash Pond
Alabama Power Company

		APPENDIX III							APPENDIX IV													
WELL	SAMPLE DATE	Boron	Calcium	Chloride	Fluoride	pH	Sulfate	TDS	Antimony	Arsenic	Barium	Beryllium	Cadmium	Chromium	Cobalt	Combined Radium 226 + 228	Fluoride	Lead	Lithium	Mercury	Molybdenum	Selenium	Thallium
UNITS		mg/L	mg/L	mg/L	mg/L	SU	mg/L	mg/L	mg/L	mg/L	mg/L	mg/L	mg/L	mg/L	mg/L	pCi/L	mg/L	mg/L	mg/L	mg/L	mg/L	mg/L	mg/L
GN-AP-MW-17	3/29/2016	3.04	77.4	14.7	0.221(J)	9.66	254	451	0.00107(J)	0.0125	0.0849	Non-Detect	0.000357(J)	Non-Detect	Non-Detect	3(U)	0.221(J)	Non-Detect	0.646	Non-Detect	2.19	Non-Detect	Non-Detect
GN-AP-MW-17	5/17/2016	3.1	70.3	13.8	0.241(J)	9.56	251	432	0.000869(J)	0.0112	0.0891	Non-Detect	0.000216(J)	Non-Detect	Non-Detect	0.792	0.241(J)	Non-Detect	0.613	Non-Detect	2.24	Non-Detect	Non-Detect
GN-AP-MW-17	7/14/2016	2.96	73	13.8	0.213(J)	9.63	246	434	0.000882(J)	0.013	0.0965	Non-Detect	0.000277(J)	Non-Detect	Non-Detect	0.864	0.213(J)	Non-Detect	0.616	Non-Detect	2.1	Non-Detect	Non-Detect
GN-AP-MW-17	9/13/2016	2.94	70.7	14.1	0.168(J)	9.57	238	432	0.000807(J)	0.0124	0.0811	Non-Detect	0.000203(J)	Non-Detect	Non-Detect	1.01	0.168(J)	Non-Detect	0.592	Non-Detect	2.3	Non-Detect	Non-Detect
GN-AP-MW-17	11/16/2016	2.96	51.7	14.2	0.103(J)	9.59	234	412	0.000801(J)	0.0121	0.0833	Non-Detect	0.00027(J)	Non-Detect	Non-Detect	1.27	0.103(J)	Non-Detect	0.603	Non-Detect	1.92	Non-Detect	Non-Detect
GN-AP-MW-17	2/28/2017	2.92	73.1	17	0.22	9.56	240	434	0.00129(J)	0.0127	0.0897	Non-Detect	0.000351(J)	Non-Detect	Non-Detect	0.347(U)	0.22	Non-Detect	0.562	Non-Detect	2.6	Non-Detect	Non-Detect
GN-AP-MW-17	5/24/2017	2.66	70.6	17	0.2	9.71	230	425	0.000774(J)	0.0121	0.0673	Non-Detect	0.000339(J)	Non-Detect	Non-Detect	n/a	0.2	Non-Detect	0.561	Non-Detect	1.77	Non-Detect	Non-Detect
GN-AP-MW-17	6/19/2017	2.7	67.7	16	0.21	9.67	200	424	0.000792(J)	0.0129	0.0767	Non-Detect	0.000318(J)	Non-Detect	Non-Detect	0.317(U)	0.21	Non-Detect	0.543	Non-Detect	1.9	Non-Detect	Non-Detect
GN-AP-MW-17	8/14/2017	2.64	72.8	17	0.22	9.62	250	428	n/a	n/a	n/a	n/a	n/a	n/a	n/a	n/a	0.22	n/a	n/a	n/a	n/a	n/a	n/a
GN-AP-MW-17	1/9/2018	n/a	n/a	n/a	0.24	9.77	n/a	n/a	0.000904(J)	0.0138	0.074	Non-Detect	Non-Detect	Non-Detect	Non-Detect	1.07	0.24	Non-Detect	0.621	Non-Detect	2.14	Non-Detect	Non-Detect
GN-AP-MW-17	4/19/2018	2.87	80.8	21	0.22	9.59	250	455	0.000731(J)	0.0125	0.088	Non-Detect	0.000415(J)	Non-Detect	Non-Detect	1.31	0.22	Non-Detect	0.591	Non-Detect	1.87	Non-Detect	Non-Detect
GN-AP-MW-17	10/1/2018	2.83	102	30	0.25	9.48	280	492	Non-Detect	0.0118	0.0898	Non-Detect	0.000491(J)	Non-Detect	Non-Detect	0.793	0.25	Non-Detect	0.628	Non-Detect	1.95	Non-Detect	Non-Detect
GN-AP-MW-17	4/3/2019	2.92	116	38	0.182	9.56	346	536	0.00135(J)	0.0106	0.105	Non-Detect	0.00051(J)	Non-Detect	Non-Detect	0.907	0.182	Non-Detect	0.716	Non-Detect	2.33	Non-Detect	Non-Detect
GN-AP-MW-17	9/17/2019	3.25	131	43.2	0.187	9.18	322	592	Non-Detect	0.0109	0.12	Non-Detect	Non-Detect	Non-Detect	Non-Detect	2.09	0.187	Non-Detect	0.785	Non-Detect	2.33	Non-Detect	Non-Detect
GN-AP-MW-17	2/26/2020	3.24	102	27.7	0.189	9.61	351	561	Non-Detect	0.011	0.105	Non-Detect	Non-Detect	Non-Detect	Non-Detect	1.35	0.189	Non-Detect	0.752	Non-Detect	2.83	Non-Detect	Non-Detect
GN-AP-MW-17	7/29/2020	3.06	103	26.5	0.185	9.38	309	566	0.000845(J)	0.00947	0.0978	Non-Detect	Non-Detect	Non-Detect	Non-Detect	1.85	0.185	Non-Detect	0.731	Non-Detect	2.79	Non-Detect	Non-Detect

Analytical Data Summary
Plant Gaston Ash Pond
Alabama Power Company

		APPENDIX III							APPENDIX IV													
WELL	SAMPLE DATE	Boron	Calcium	Chloride	Fluoride	pH	Sulfate	TDS	Antimony	Arsenic	Barium	Beryllium	Cadmium	Chromium	Cobalt	Combined Radium 226 + 228	Fluoride	Lead	Lithium	Mercury	Molybdenum	Selenium	Thallium
UNITS		mg/L	mg/L	mg/L	mg/L	SU	mg/L	mg/L	mg/L	mg/L	mg/L	mg/L	mg/L	mg/L	mg/L	pCi/L	mg/L	mg/L	mg/L	mg/L	mg/L	mg/L	mg/L
GN-AP-MW-18	3/29/2016	1.33	104	11.1	0.04(J)	6.95	163	560	Non-Detect	0.00273(J)	0.0435	Non-Detect	Non-Detect	Non-Detect	Non-Detect	3(U)	0.04(J)	Non-Detect	0.0396(J)	Non-Detect	0.017	Non-Detect	0.000428(J)
GN-AP-MW-18	5/17/2016	1.37	110	10.3	0.079(J)	6.87	159	540	Non-Detect	0.00237(J)	0.0451	Non-Detect	Non-Detect	Non-Detect	Non-Detect	1.2	0.079(J)	Non-Detect	0.04(J)	Non-Detect	0.0167	Non-Detect	0.000343(J)
GN-AP-MW-18	7/18/2016	1.31	109	10.3	0.058(J)	6.85	154	546	Non-Detect	0.0024(J)	0.0428	Non-Detect	Non-Detect	Non-Detect	Non-Detect	1.19	0.058(J)	Non-Detect	0.0439(J)	Non-Detect	0.0161	Non-Detect	0.000359(J)
GN-AP-MW-18	9/14/2016	1.28	101	10.3	0.025(J)	6.9	143	542	Non-Detect	0.00243(J)	0.0415	Non-Detect	Non-Detect	Non-Detect	Non-Detect	1.31	0.025(J)	Non-Detect	0.0371(J)	Non-Detect	0.0183	Non-Detect	0.000345(J)
GN-AP-MW-18	11/14/2016	1.31	105	10.3	Non-Detect	6.89	151	514	Non-Detect	0.00232(J)	0.0422	Non-Detect	Non-Detect	Non-Detect	Non-Detect	1.29	Non-Detect	Non-Detect	0.0398(J)	Non-Detect	0.0171	Non-Detect	0.000367(J)
GN-AP-MW-18	2/28/2017	1.29	108	12	0.04(J)	6.83	140	536	0.000728(J)	0.00259(J)	0.0466	Non-Detect	Non-Detect	Non-Detect	Non-Detect	0.727	0.04(J)	Non-Detect	0.032(J)	Non-Detect	0.0209	Non-Detect	0.000359(J)
GN-AP-MW-18	5/24/2017	1.17	102	13	0.05(J)	6.87	150	536	Non-Detect	0.00229(J)	0.0382	Non-Detect	Non-Detect	Non-Detect	Non-Detect	n/a	0.05(J)	Non-Detect	0.0331(J)	Non-Detect	0.0168	Non-Detect	0.000376(J)
GN-AP-MW-18	6/19/2017	1.24	107	12	0.05(J)	6.89	140	598	Non-Detect	0.00248(J)	0.0408	Non-Detect	Non-Detect	Non-Detect	Non-Detect	0.98	0.05(J)	Non-Detect	0.0342(J)	Non-Detect	0.0173	Non-Detect	0.000379(J)
GN-AP-MW-18	8/14/2017	1.19	105	12	0.05(J)	6.89	150	550	n/a	n/a	n/a	n/a	n/a	n/a	n/a	n/a	0.05(J)	n/a	n/a	n/a	n/a	n/a	n/a
GN-AP-MW-18	1/9/2018	n/a	n/a	n/a	0.05(J)	6.95	n/a	n/a	Non-Detect	0.00276(J)	0.0394	Non-Detect	Non-Detect	Non-Detect	Non-Detect	1.79	0.05(J)	Non-Detect	0.0382(J)	Non-Detect	0.0211	Non-Detect	0.000312(J)
GN-AP-MW-18	4/19/2018	1.3	113	12	0.05(J)	6.89	140	540	Non-Detect	0.00259(J)	0.0434	Non-Detect	Non-Detect	Non-Detect	Non-Detect	0.981	0.05(J)	Non-Detect	0.0358(J)	Non-Detect	0.0186	Non-Detect	0.000418(J)
GN-AP-MW-18	10/1/2018	1.26	123	13	0.06(J)	6.89	140	514	Non-Detect	0.00288(J)	0.0424	Non-Detect	Non-Detect	Non-Detect	Non-Detect	1.54	0.06(J)	Non-Detect	0.0386	Non-Detect	0.0192	Non-Detect	0.000371(J)
GN-AP-MW-18	4/3/2019	1.27	139	12.1	0.0678(J)	6.9	168	560	Non-Detect	0.0067	0.045	Non-Detect	Non-Detect	Non-Detect	Non-Detect	1.49	0.0678(J)	Non-Detect	0.0393	Non-Detect	0.0214	Non-Detect	0.00034(J)
GN-AP-MW-18	9/18/2019	1.47	126	12.2	0.0551(J)	6.86	173	592	Non-Detect	0.00308(J)	0.0524	Non-Detect	Non-Detect	Non-Detect	Non-Detect	1.25	0.0551(J)	Non-Detect	0.0492	Non-Detect	0.0243	Non-Detect	0.000479(J)
GN-AP-MW-18	2/25/2020	1.38	119	12.2	0.0701(J)	6.89	210	578	Non-Detect	0.00265(J)	0.0474	Non-Detect	Non-Detect	Non-Detect	Non-Detect	1.13	0.0701(J)	Non-Detect	0.0465	Non-Detect	0.0228	Non-Detect	0.000426(J)
GN-AP-MW-18	7/22/2020	1.37	117	12.3	0.0628(J)	6.54	180	594	Non-Detect	0.00331(J)	0.05	Non-Detect	Non-Detect	Non-Detect	Non-Detect	2.35	0.0628(J)	Non-Detect	0.0507	Non-Detect	0.0244	Non-Detect	0.000456(J)

Analytical Data Summary
Plant Gaston Ash Pond
Alabama Power Company

		APPENDIX III							APPENDIX IV													
WELL	SAMPLE DATE	Boron	Calcium	Chloride	Fluoride	pH	Sulfate	TDS	Antimony	Arsenic	Barium	Beryllium	Cadmium	Chromium	Cobalt	Combined Radium 226 + 228	Fluoride	Lead	Lithium	Mercury	Molybdenum	Selenium	Thallium
UNITS		mg/L	mg/L	mg/L	mg/L	SU	mg/L	mg/L	mg/L	mg/L	mg/L	mg/L	mg/L	mg/L	mg/L	pCi/L	mg/L	mg/L	mg/L	mg/L	mg/L	mg/L	mg/L
GN-AP-MW-19	3/28/2016	0.0538(J)	46	9.86	0.083(J)	7.24	16.8	213	Non-Detect	0.00463(J)	0.037	Non-Detect	Non-Detect	Non-Detect	Non-Detect	3(U)	0.083(J)	Non-Detect	Non-Detect	Non-Detect	0.0157	Non-Detect	Non-Detect
GN-AP-MW-19	5/18/2016	0.0252(J)	42.9	9.4	0.092(J)	7.5	14.9	206	Non-Detect	0.00511	0.0492	Non-Detect	Non-Detect	Non-Detect	Non-Detect	0.425	0.092(J)	Non-Detect	Non-Detect	Non-Detect	0.0125	Non-Detect	Non-Detect
GN-AP-MW-19	7/13/2016	Non-Detect	43.1	10.3	0.064(J)	7.63	24.2	225	Non-Detect	0.004(J)	0.0555	Non-Detect	Non-Detect	Non-Detect	Non-Detect	0.584	0.064(J)	Non-Detect	Non-Detect	Non-Detect	0.0138	Non-Detect	Non-Detect
GN-AP-MW-19	9/13/2016	Non-Detect	44.1	9.68	0.03(J)	7.53	16.8	212	Non-Detect	0.00488(J)	0.0421	Non-Detect	Non-Detect	Non-Detect	Non-Detect	0.46(U)	0.03(J)	Non-Detect	Non-Detect	Non-Detect	0.0127	Non-Detect	Non-Detect
GN-AP-MW-19	11/16/2016	Non-Detect	42.7	10.2	Non-Detect	7.55	21.7	224	Non-Detect	0.00513	0.042	Non-Detect	Non-Detect	Non-Detect	Non-Detect	1.58	Non-Detect	Non-Detect	Non-Detect	Non-Detect	0.0118	Non-Detect	Non-Detect
GN-AP-MW-19	2/27/2017	Non-Detect	43.1	12	Non-Detect	7.53	23	223	Non-Detect	0.00425(J)	0.0407	Non-Detect	Non-Detect	Non-Detect	Non-Detect	0.326(U)	Non-Detect	Non-Detect	Non-Detect	Non-Detect	0.0145	Non-Detect	Non-Detect
GN-AP-MW-19	5/22/2017	Non-Detect	41.9	12	0.04(J)	7.5	26	219	Non-Detect	0.00252(J)	0.0271	Non-Detect	Non-Detect	Non-Detect	Non-Detect	n/a	0.04(J)	Non-Detect	Non-Detect	Non-Detect	0.0122	Non-Detect	Non-Detect
GN-AP-MW-19	6/21/2017	Non-Detect	41.8	12	0.05(J)	7.51	20	164	Non-Detect	0.00314(J)	0.024	Non-Detect	Non-Detect	Non-Detect	Non-Detect	0.143(U)	0.05(J)	Non-Detect	Non-Detect	Non-Detect	0.0123	Non-Detect	Non-Detect
GN-AP-MW-19	8/14/2017	Non-Detect	43	12	0.04(J)	7.43	22	232	n/a	n/a	n/a	n/a	n/a	n/a	n/a	n/a	0.04(J)	n/a	n/a	n/a	n/a	n/a	n/a
GN-AP-MW-19	1/10/2018	n/a	n/a	n/a	0.04(J)	7.5	n/a	n/a	Non-Detect	0.00294(J)	0.0195	Non-Detect	Non-Detect	Non-Detect	Non-Detect	0.67	0.04(J)	Non-Detect	Non-Detect	Non-Detect	0.0127	Non-Detect	Non-Detect
GN-AP-MW-19	4/19/2018	0.0258(J)	43.2	11	0.04(J)	7.5	24	218	Non-Detect	0.00298(J)	0.0208	Non-Detect	Non-Detect	Non-Detect	Non-Detect	0.316(U)	0.04(J)	Non-Detect	Non-Detect	Non-Detect	0.0111	Non-Detect	Non-Detect
GN-AP-MW-19	10/2/2018	Non-Detect	43.8	Non-Detect	0.05(J)	7.57	24	212	Non-Detect	0.00361(J)	0.0186	Non-Detect	Non-Detect	Non-Detect	Non-Detect	0.854	0.05(J)	Non-Detect	Non-Detect	Non-Detect	0.0113	Non-Detect	Non-Detect
GN-AP-MW-19	4/1/2019	Non-Detect	45.6	11.9	0.0563(J)	7.58	24.4	225	0.00123(J)	0.0024(J)	0.0188	Non-Detect	Non-Detect	Non-Detect	Non-Detect	0.263(U)	0.0563(J)	Non-Detect	Non-Detect	Non-Detect	0.0132	Non-Detect	Non-Detect
GN-AP-MW-19	9/18/2019	Non-Detect	45.6	11.6	0.0507(J)	7.6	23.6	222	Non-Detect	0.00322(J)	0.0211	Non-Detect	Non-Detect	Non-Detect	Non-Detect	0.29(U)	0.0507(J)	Non-Detect	Non-Detect	Non-Detect	0.0128	Non-Detect	Non-Detect
GN-AP-MW-19	2/18/2020	Non-Detect	45.5	11.4	0.0557(J)	7.64	25.6	215	Non-Detect	0.00196(J)	0.0163	Non-Detect	Non-Detect	Non-Detect	Non-Detect	0.779	0.0557(J)	Non-Detect	Non-Detect	Non-Detect	0.0129	Non-Detect	Non-Detect
GN-AP-MW-19	7/27/2020	Non-Detect	42.6	12.1	Non-Detect	7.56	23.7	223	Non-Detect	0.00221(J)	0.0165	Non-Detect	Non-Detect	Non-Detect	Non-Detect	1.68	Non-Detect	Non-Detect	Non-Detect	Non-Detect	0.0133	Non-Detect	Non-Detect

Analytical Data Summary
Plant Gaston Ash Pond
Alabama Power Company

		APPENDIX III							APPENDIX IV													
WELL	SAMPLE DATE	Boron	Calcium	Chloride	Fluoride	pH	Sulfate	TDS	Antimony	Arsenic	Barium	Beryllium	Cadmium	Chromium	Cobalt	Combined Radium 226 + 228	Fluoride	Lead	Lithium	Mercury	Molybdenum	Selenium	Thallium
UNITS		mg/L	mg/L	mg/L	mg/L	SU	mg/L	mg/L	mg/L	mg/L	mg/L	mg/L	mg/L	mg/L	mg/L	pCi/L	mg/L	mg/L	mg/L	mg/L	mg/L	mg/L	mg/L
GN-AP-MW-20	3/29/2016	3.48	163	17.2	0.035(J)	7.96	556	862	Non-Detect	0.00424(J)	0.0691	Non-Detect	Non-Detect	Non-Detect	Non-Detect	17.244	0.035(J)	Non-Detect	0.118	Non-Detect	0.637	Non-Detect	Non-Detect
GN-AP-MW-20	5/18/2016	3.61	160	16.2	0.076(J)	7.88	559	882	Non-Detect	0.00409(J)	0.074	Non-Detect	Non-Detect	Non-Detect	Non-Detect	19.9	0.076(J)	Non-Detect	0.12	Non-Detect	0.657	Non-Detect	Non-Detect
GN-AP-MW-20	7/13/2016	3.7	158	16.2	0.053(J)	7.92	560	874	Non-Detect	0.00512	0.0784	Non-Detect	Non-Detect	Non-Detect	Non-Detect	18.1	0.053(J)	Non-Detect	0.135	Non-Detect	0.774	Non-Detect	Non-Detect
GN-AP-MW-20	9/14/2016	3.53	156	16.2	0.022(J)	7.85	553	908	Non-Detect	0.00411(J)	0.0658	Non-Detect	Non-Detect	Non-Detect	Non-Detect	20.3	0.022(J)	Non-Detect	0.115	Non-Detect	0.725	Non-Detect	Non-Detect
GN-AP-MW-20	11/14/2016	3.51	156	16.1	Non-Detect	7.84	551	804	Non-Detect	0.00365(J)	0.0634	Non-Detect	Non-Detect	Non-Detect	Non-Detect	17.2	Non-Detect	Non-Detect	0.114	Non-Detect	0.63	Non-Detect	Non-Detect
GN-AP-MW-20	2/28/2017	3.44	150	18	Non-Detect	7.81	560	930	0.000643(J)	0.00369(J)	0.0676	Non-Detect	Non-Detect	Non-Detect	Non-Detect	13.9	Non-Detect	Non-Detect	0.0991	Non-Detect	0.767	Non-Detect	Non-Detect
GN-AP-MW-20	5/24/2017	3.31	150	18	0.04(J)	7.65	530	886	Non-Detect	0.00369(J)	0.0551	Non-Detect	Non-Detect	Non-Detect	Non-Detect	n/a	0.04(J)	Non-Detect	0.103	Non-Detect	0.623	Non-Detect	Non-Detect
GN-AP-MW-20	6/19/2017	3.48	153	18	0.04(J)	7.79	510	924	Non-Detect	0.00397(J)	0.0604	Non-Detect	Non-Detect	Non-Detect	Non-Detect	15.6	0.04(J)	Non-Detect	0.104	Non-Detect	0.667	Non-Detect	Non-Detect
GN-AP-MW-20	8/14/2017	3.4	159	18	0.04(J)	7.82	540	872	n/a	n/a	n/a	n/a	n/a	n/a	n/a	n/a	0.04(J)	n/a	n/a	n/a	n/a	n/a	n/a
GN-AP-MW-20	1/9/2018	n/a	n/a	n/a	0.04(J)	7.87	n/a	n/a	Non-Detect	0.00428(J)	0.0562	Non-Detect	Non-Detect	Non-Detect	Non-Detect	14.7	0.04(J)	Non-Detect	0.112	Non-Detect	0.803	Non-Detect	Non-Detect
GN-AP-MW-20	4/19/2018	3.74	192	17	0.04(J)	7.85	520	880	Non-Detect	0.00374(J)	0.0634	Non-Detect	Non-Detect	Non-Detect	Non-Detect	11.6	0.04(J)	Non-Detect	0.106	Non-Detect	0.689	Non-Detect	Non-Detect
GN-AP-MW-20	10/1/2018	3.73	184	19	0.05(J)	7.82	590	866	Non-Detect	0.00372(J)	0.061	Non-Detect	Non-Detect	Non-Detect	Non-Detect	15.7	0.05(J)	Non-Detect	0.11	Non-Detect	0.775	Non-Detect	Non-Detect
GN-AP-MW-20	4/3/2019	3.77	206	17.9	0.0657(J)	7.45	577	910	Non-Detect	0.00398(J)	0.0599	Non-Detect	Non-Detect	Non-Detect	Non-Detect	13.8	0.0657(J)	Non-Detect	0.115	Non-Detect	0.803	Non-Detect	Non-Detect
GN-AP-MW-20	9/18/2019	4.12	172	18.7	Non-Detect	7.9	526	908	Non-Detect	0.00425(J)	0.0651	Non-Detect	Non-Detect	Non-Detect	Non-Detect	15.7	Non-Detect	Non-Detect	0.131	Non-Detect	0.837	Non-Detect	Non-Detect
GN-AP-MW-20	2/25/2020	4.14	178	19	0.0566(J)	7.9	674	930	Non-Detect	0.0043(J)	0.0595	Non-Detect	Non-Detect	Non-Detect	Non-Detect	12.9	0.0566(J)	Non-Detect	0.137	Non-Detect	0.813	Non-Detect	Non-Detect
GN-AP-MW-20	7/22/2020	3.86	161	19.3	Non-Detect	7.84	568	934	Non-Detect	0.00349(J)	0.0612	Non-Detect	Non-Detect	Non-Detect	Non-Detect	15.6	Non-Detect	Non-Detect	0.125	Non-Detect	0.784	Non-Detect	Non-Detect

Analytical Data Summary
Plant Gaston Ash Pond
Alabama Power Company

		APPENDIX III							APPENDIX IV													
WELL	SAMPLE DATE	Boron	Calcium	Chloride	Fluoride	pH	Sulfate	TDS	Antimony	Arsenic	Barium	Beryllium	Cadmium	Chromium	Cobalt	Combined Radium 226 + 228	Fluoride	Lead	Lithium	Mercury	Molybdenum	Selenium	Thallium
UNITS		mg/L	mg/L	mg/L	mg/L	SU	mg/L	mg/L	mg/L	mg/L	mg/L	mg/L	mg/L	mg/L	mg/L	pCi/L	mg/L	mg/L	mg/L	mg/L	mg/L	mg/L	mg/L
GN-AP-MW-21	7/13/2016	1.63	66.6	34.8	0.118(J)	7.83	159	468	Non-Detect	0.00666	0.0425	Non-Detect	Non-Detect	Non-Detect	Non-Detect	0.355(U)	0.118(J)	Non-Detect	Non-Detect	Non-Detect	0.0119	Non-Detect	Non-Detect
GN-AP-MW-21	8/22/2016	1.32	52.8	25.1	0.117(J)	7.86	107	393	Non-Detect	0.0088	0.0214	Non-Detect	Non-Detect	Non-Detect	Non-Detect	0.816	0.117(J)	Non-Detect	Non-Detect	Non-Detect	0.00256(J)	Non-Detect	Non-Detect
GN-AP-MW-21	9/13/2016	1.85	68	34.1	0.068(J)	7.75	155	428	Non-Detect	0.00489(J)	0.0628	Non-Detect	Non-Detect	Non-Detect	Non-Detect	0.761	0.068(J)	Non-Detect	Non-Detect	Non-Detect	0.00628(J)	Non-Detect	Non-Detect
GN-AP-MW-21	11/15/2016	2.12	75.2	40.1	Non-Detect	7.66	172	452	Non-Detect	0.00395(J)	0.06	Non-Detect	Non-Detect	Non-Detect	Non-Detect	1.43	Non-Detect	Non-Detect	Non-Detect	Non-Detect	0.0105	Non-Detect	Non-Detect
GN-AP-MW-21	1/3/2017	2.01	80.9	38.5	Non-Detect	7.57	163	418	Non-Detect	0.00343(J)	0.0348	Non-Detect	Non-Detect	Non-Detect	Non-Detect	1.11	Non-Detect	Non-Detect	Non-Detect	Non-Detect	0.0131	Non-Detect	Non-Detect
GN-AP-MW-21	3/1/2017	1.47	58	23	0.04(J)	7.53	140	346	Non-Detect	0.00348(J)	0.0395	Non-Detect	Non-Detect	Non-Detect	Non-Detect	0.378(U)	0.04(J)	Non-Detect	Non-Detect	Non-Detect	0.00593(J)	Non-Detect	Non-Detect
GN-AP-MW-21	5/23/2017	1.41	56.3	21	0.04(J)	7.78	140	386	Non-Detect	0.00294(J)	0.0279	Non-Detect	Non-Detect	Non-Detect	Non-Detect	n/a	0.04(J)	Non-Detect	Non-Detect	Non-Detect	0.00491(J)	Non-Detect	Non-Detect
GN-AP-MW-21	6/20/2017	1.38	56.8	22	0.04(J)	7.82	130	363	Non-Detect	0.00286(J)	0.0255	Non-Detect	Non-Detect	Non-Detect	Non-Detect	0.224(U)	0.04(J)	Non-Detect	Non-Detect	Non-Detect	0.00392(J)	Non-Detect	Non-Detect
GN-AP-MW-21	8/15/2017	2.04	54.5	21	Non-Detect	7.73	150	364	n/a	n/a	n/a	n/a	n/a	n/a	n/a	n/a	Non-Detect	n/a	n/a	n/a	n/a	n/a	n/a
GN-AP-MW-21	1/10/2018	n/a	n/a	n/a	0.06(J)	7.67	n/a	n/a	Non-Detect	0.00318(J)	0.033	Non-Detect	Non-Detect	Non-Detect	Non-Detect	1.11	0.06(J)	Non-Detect	Non-Detect	Non-Detect	0.0126	Non-Detect	Non-Detect
GN-AP-MW-21	4/17/2018	1.66	64.5	29	Non-Detect	7.66	150	410	Non-Detect	0.00195(J)	0.0205	Non-Detect	Non-Detect	Non-Detect	Non-Detect	0.367(U)	Non-Detect	Non-Detect	Non-Detect	Non-Detect	0.00623(J)	Non-Detect	Non-Detect
GN-AP-MW-21	10/4/2018	2.58	102	58	0.07(J)	7.51	180	506	Non-Detect	0.00309(J)	0.0314	Non-Detect	Non-Detect	Non-Detect	Non-Detect	1.05	0.07(J)	Non-Detect	Non-Detect	Non-Detect	0.0159	Non-Detect	Non-Detect
GN-AP-MW-21	4/2/2019	1.5	61.1	27	Non-Detect	7.67	189	401	Non-Detect	0.00134(J)	0.0146	Non-Detect	Non-Detect	Non-Detect	Non-Detect	0.182(U)	Non-Detect	Non-Detect	Non-Detect	Non-Detect	0.00611(J)	Non-Detect	Non-Detect
GN-AP-MW-21	9/18/2019	2.51	98.3	64	0.0749(J)	7.15	197	504	Non-Detect	0.00239(J)	0.0362	Non-Detect	Non-Detect	Non-Detect	Non-Detect	0.435(U)	0.0749(J)	Non-Detect	Non-Detect	Non-Detect	0.0172	Non-Detect	Non-Detect
GN-AP-MW-21	2/26/2020	2.28	95.5	56.3	0.0804(J)	7.43	199	490	Non-Detect	0.00116(J)	0.0339	Non-Detect	Non-Detect	Non-Detect	Non-Detect	0.032(U)	0.0804(J)	Non-Detect	Non-Detect	Non-Detect	0.0139	Non-Detect	Non-Detect
GN-AP-MW-21	7/28/2020	1.84	80.8	47	Non-Detect	7.58	177	476	Non-Detect	0.00166(J)	0.0223	Non-Detect	Non-Detect	Non-Detect	Non-Detect	0.275(U)	Non-Detect	Non-Detect	Non-Detect	Non-Detect	0.00969(J)	Non-Detect	Non-Detect

Analytical Data Summary
Plant Gaston Ash Pond
Alabama Power Company

		APPENDIX III							APPENDIX IV													
WELL	SAMPLE DATE	Boron	Calcium	Chloride	Fluoride	pH	Sulfate	TDS	Antimony	Arsenic	Barium	Beryllium	Cadmium	Chromium	Cobalt	Combined Radium 226 + 228	Fluoride	Lead	Lithium	Mercury	Molybdenum	Selenium	Thallium
UNITS		mg/L	mg/L	mg/L	mg/L	SU	mg/L	mg/L	mg/L	mg/L	mg/L	mg/L	mg/L	mg/L	mg/L	pCi/L	mg/L	mg/L	mg/L	mg/L	mg/L	mg/L	mg/L
GN-AP-MW-22	7/14/2016	1.73	61.5	26.9	0.096(J)	7.74	172	435	Non-Detect	0.00305(J)	0.103	Non-Detect	Non-Detect	Non-Detect	Non-Detect	0.711	0.096(J)	Non-Detect	Non-Detect	Non-Detect	0.0633	Non-Detect	Non-Detect
GN-AP-MW-22	8/22/2016	1.66	71.3	37.6	0.088(J)	7.55	170	426	Non-Detect	0.00169(J)	0.0662	Non-Detect	Non-Detect	Non-Detect	Non-Detect	0.615	0.088(J)	Non-Detect	Non-Detect	Non-Detect	0.0436	Non-Detect	Non-Detect
GN-AP-MW-22	9/13/2016	1.85	70.3	30	0.054(J)	7.63	171	430	Non-Detect	0.00207(J)	0.0644	Non-Detect	Non-Detect	Non-Detect	Non-Detect	0.878	0.054(J)	Non-Detect	Non-Detect	Non-Detect	0.069	Non-Detect	Non-Detect
GN-AP-MW-22	11/15/2016	2.09	69	22.7	Non-Detect	7.74	173	404	Non-Detect	0.00321(J)	0.132	Non-Detect	Non-Detect	Non-Detect	Non-Detect	0.671	Non-Detect	Non-Detect	Non-Detect	Non-Detect	0.094	Non-Detect	Non-Detect
GN-AP-MW-22	1/3/2017	1.89	77.4	26.5	Non-Detect	7.69	183	428	Non-Detect	0.00261(J)	0.098	Non-Detect	Non-Detect	Non-Detect	Non-Detect	1	Non-Detect	Non-Detect	Non-Detect	Non-Detect	0.0783	Non-Detect	Non-Detect
GN-AP-MW-22	3/1/2017	1.88	77.4	56	0.06(J)	7.47	170	484	0.000678(J)	0.00135(J)	0.0423	Non-Detect	Non-Detect	Non-Detect	Non-Detect	0.534	0.06(J)	Non-Detect	Non-Detect	Non-Detect	0.0627	Non-Detect	Non-Detect
GN-AP-MW-22	5/23/2017	1.87	76.6	48	0.07(J)	7.5	180	460	Non-Detect	0.00151(J)	0.0359	Non-Detect	Non-Detect	Non-Detect	Non-Detect	n/a	0.07(J)	Non-Detect	Non-Detect	Non-Detect	0.0684	Non-Detect	Non-Detect
GN-AP-MW-22	6/20/2017	1.88	83.6	58	0.06(J)	7.37	160	485	Non-Detect	Non-Detect	0.0396	Non-Detect	Non-Detect	Non-Detect	Non-Detect	0.344(U)	0.06(J)	Non-Detect	Non-Detect	Non-Detect	0.0637	Non-Detect	Non-Detect
GN-AP-MW-22	8/15/2017	1.87	81.8	61	0.06(J)	7.26	170	488	n/a	n/a	n/a	n/a	n/a	n/a	n/a	n/a	0.06(J)	n/a	n/a	n/a	n/a	n/a	n/a
GN-AP-MW-22	1/9/2018	n/a	n/a	n/a	0.07(J)	7.49	n/a	n/a	Non-Detect	Non-Detect	0.034	Non-Detect	Non-Detect	Non-Detect	Non-Detect	0.452(U)	0.07(J)	Non-Detect	Non-Detect	Non-Detect	0.0789	Non-Detect	Non-Detect
GN-AP-MW-22	4/17/2018	2.04	94.1	61	0.06(J)	7.33	160	477	Non-Detect	Non-Detect	0.043	Non-Detect	Non-Detect	Non-Detect	Non-Detect	0.185(U)	0.06(J)	Non-Detect	Non-Detect	Non-Detect	0.0638	Non-Detect	Non-Detect
GN-AP-MW-22	10/4/2018	2.22	99.5	61	0.08(J)	7.47	150	467	Non-Detect	Non-Detect	0.0353	Non-Detect	Non-Detect	Non-Detect	Non-Detect	0.568	0.08(J)	Non-Detect	Non-Detect	Non-Detect	0.0698	Non-Detect	Non-Detect
GN-AP-MW-22	4/2/2019	2.03	134	67.3	0.0613(J)	7.33	212	522	Non-Detect	Non-Detect	0.0471	Non-Detect	Non-Detect	Non-Detect	Non-Detect	0.503	0.0613(J)	Non-Detect	Non-Detect	Non-Detect	0.0703	Non-Detect	Non-Detect
GN-AP-MW-22	9/18/2019	2.1	102	46.3	0.065(J)	7.21	180	460	Non-Detect	0.00129(J)	0.0458	Non-Detect	Non-Detect	Non-Detect	Non-Detect	0.165(U)	0.065(J)	Non-Detect	Non-Detect	Non-Detect	0.0895	Non-Detect	Non-Detect
GN-AP-MW-22	2/26/2020	2.15	95.9	62.2	0.0687(J)	7.33	196	497	Non-Detect	Non-Detect	0.0439	Non-Detect	Non-Detect	Non-Detect	Non-Detect	0.693	0.0687(J)	Non-Detect	Non-Detect	Non-Detect	0.0691	Non-Detect	Non-Detect
GN-AP-MW-22	7/28/2020	1.97	92.3	66.1	Non-Detect	7.43	175	500	Non-Detect	Non-Detect	0.0406	Non-Detect	Non-Detect	Non-Detect	Non-Detect	0.41(U)	Non-Detect	Non-Detect	Non-Detect	Non-Detect	0.0677	Non-Detect	Non-Detect

Analytical Data Summary
Plant Gaston Ash Pond
Alabama Power Company

		APPENDIX III							APPENDIX IV													
WELL	SAMPLE DATE	Boron	Calcium	Chloride	Fluoride	pH	Sulfate	TDS	Antimony	Arsenic	Barium	Beryllium	Cadmium	Chromium	Cobalt	Combined Radium 226 + 228	Fluoride	Lead	Lithium	Mercury	Molybdenum	Selenium	Thallium
UNITS		mg/L	mg/L	mg/L	mg/L	SU	mg/L	mg/L	mg/L	mg/L	mg/L	mg/L	mg/L	mg/L	mg/L	pCi/L	mg/L	mg/L	mg/L	mg/L	mg/L	mg/L	mg/L
GN-AP-MW-16V	2/25/2019	1.33	36.8	16.4	0.095(J)	8.67	142	264	Non-Detect	0.00105(J)	0.0423	Non-Detect	Non-Detect	Non-Detect	Non-Detect	2	0.095(J)	Non-Detect	0.298	Non-Detect	0.667	Non-Detect	0.000537(J)
GN-AP-MW-16V	9/16/2019	1.38	38.7	23.5	0.0935(J)	8.32	137	275	Non-Detect	0.00111(J)	0.0503	Non-Detect	Non-Detect	Non-Detect	Non-Detect	3.26	0.0935(J)	Non-Detect	0.312	Non-Detect	0.625	Non-Detect	0.000604(J)
GN-AP-MW-16V	2/25/2020	1.4	38.8	25.1	0.0992(J)	8.61	146	288	Non-Detect	0.00105(J)	0.0507	Non-Detect	Non-Detect	Non-Detect	Non-Detect	2.46	0.0992(J)	Non-Detect	0.318	Non-Detect	0.629	Non-Detect	0.000552(J)
GN-AP-MW-16V	7/28/2020	1.34	38.6	20.7	0.0811(J)	8.09	137	274	Non-Detect	0.00117(J)	0.052	Non-Detect	Non-Detect	Non-Detect	Non-Detect	2.99	0.0811(J)	Non-Detect	0.307	Non-Detect	0.628	Non-Detect	0.000514(J)
GN-AP-MW-17SV	12/17/2018	2.48	79.5	22	0.1	7.16	220	448	Non-Detect	0.00173(J)	0.061	Non-Detect	Non-Detect	Non-Detect	0.00461(J)	0.694	0.1	Non-Detect	0.0898	Non-Detect	0.455	Non-Detect	Non-Detect
GN-AP-MW-17SV	9/18/2019	2.51	101	29.6	0.12	7.13	260	499	Non-Detect	0.00215(J)	0.0667	Non-Detect	Non-Detect	Non-Detect	0.00327(J)	1.56	0.12	Non-Detect	0.129	Non-Detect	0.801	Non-Detect	Non-Detect
GN-AP-MW-17SV	2/26/2020	2.55	87.1	28.8	0.124	7.55	302	495	Non-Detect	0.00199(J)	0.066	Non-Detect	Non-Detect	Non-Detect	0.00265(J)	0.489(U)	0.124	Non-Detect	0.193	Non-Detect	1.02	Non-Detect	0.000225(J)
GN-AP-MW-17SV	7/23/2020	2.4	87	27.9	0.131	7.54	276	513	Non-Detect	0.00191(J)	0.0673	Non-Detect	Non-Detect	Non-Detect	0.00251(J)	1.26(U)	0.131	Non-Detect	0.153	Non-Detect	0.968	Non-Detect	0.000254(J)
GN-AP-MW-17V	2/27/2019	2.03	55.8	23.8	0.13	8.78	265	459	Non-Detect	0.00112(J)	0.0434	Non-Detect	0.000302(J)	Non-Detect	Non-Detect	2.01	0.13	Non-Detect	0.364	Non-Detect	1.82	Non-Detect	Non-Detect
GN-AP-MW-17V	9/17/2019	2.07	94	30.8	0.0925(J)	8.66	243	458	Non-Detect	0.00136(J)	0.0475	Non-Detect	Non-Detect	Non-Detect	Non-Detect	6.44	0.0925(J)	Non-Detect	0.432	Non-Detect	1.73	Non-Detect	Non-Detect
GN-AP-MW-17V	2/26/2020	2.22	66.6	27.2	0.101	8.84	288	467	Non-Detect	0.00123(J)	0.0547	Non-Detect	Non-Detect	Non-Detect	Non-Detect	5.34	0.101	Non-Detect	0.465	Non-Detect	1.89	Non-Detect	Non-Detect
GN-AP-MW-17V	7/23/2020	1.93	62	27	0.0891(J)	8.49	254	457	Non-Detect	0.00128(J)	0.0424	Non-Detect	Non-Detect	Non-Detect	Non-Detect	8.21	0.0891(J)	Non-Detect	0.405	Non-Detect	1.99	Non-Detect	Non-Detect
GN-AP-MW-20SV	12/13/2018	1.73	117	n/a	n/a	7.23	n/a	n/a	0.000904(J)	0.00301(J)	0.0863	Non-Detect	Non-Detect	Non-Detect	0.00427(J)	0.807	n/a	Non-Detect	Non-Detect	Non-Detect	0.118	Non-Detect	Non-Detect
GN-AP-MW-20SV	1/2/2019	n/a	n/a	13	11	6.85	180	530	n/a	n/a	n/a	n/a	n/a	n/a	n/a	n/a	11	n/a	n/a	n/a	n/a	n/a	n/a
GN-AP-MW-20SV	5/7/2019	n/a	n/a	n/a	0.101	7.11	n/a	n/a	n/a	n/a	n/a	n/a	n/a	n/a	n/a	n/a	0.101	n/a	n/a	n/a	n/a	n/a	n/a
GN-AP-MW-20SV	9/18/2019	2.28	128	14.7	0.0879(J)	7.14	379	680	Non-Detect	0.00253(J)	0.0982	Non-Detect	Non-Detect	Non-Detect	0.00207(J)	1.14	0.0879(J)	Non-Detect	0.0108(J)	Non-Detect	0.264	Non-Detect	Non-Detect
GN-AP-MW-20SV	2/25/2020	2.27	123	17.8	0.0976(J)	7.16	470	708	Non-Detect	0.00243(J)	0.0912	Non-Detect	Non-Detect	Non-Detect	Non-Detect	0.925	0.0976(J)	Non-Detect	0.0117(J)	Non-Detect	0.257	Non-Detect	Non-Detect
GN-AP-MW-20SV	7/22/2020	2.64	132	23.1	0.0955(J)	7.18	432	744	Non-Detect	0.0042(J)	0.12	Non-Detect	Non-Detect	Non-Detect	Non-Detect	1.46	0.0955(J)	Non-Detect	Non-Detect	Non-Detect	0.147	Non-Detect	Non-Detect

Analytical Data Summary
Plant Gaston Ash Pond
Alabama Power Company

		APPENDIX III							APPENDIX IV													
WELL	SAMPLE DATE	Boron	Calcium	Chloride	Fluoride	pH	Sulfate	TDS	Antimony	Arsenic	Barium	Beryllium	Cadmium	Chromium	Cobalt	Combined Radium 226 + 228	Fluoride	Lead	Lithium	Mercury	Molybdenum	Selenium	Thallium
UNITS		mg/L	mg/L	mg/L	mg/L	SU	mg/L	mg/L	mg/L	mg/L	mg/L	mg/L	mg/L	mg/L	mg/L	pCi/L	mg/L	mg/L	mg/L	mg/L	mg/L	mg/L	mg/L
GN-AP-MW-20V	2/27/2019	2.79	115	16.5	0.0806(J)	8.45	491	774	Non-Detect	0.00119(J)	0.0219	Non-Detect	Non-Detect	Non-Detect	Non-Detect	1.09	0.0806(J)	Non-Detect	0.0372	Non-Detect	0.287	Non-Detect	Non-Detect
GN-AP-MW-20V	9/18/2019	2.91	124	15.9	0.0523(J)	8.32	481	784	Non-Detect	Non-Detect	0.0241	Non-Detect	Non-Detect	Non-Detect	Non-Detect	2.02	0.0523(J)	Non-Detect	0.0399	Non-Detect	0.271	Non-Detect	Non-Detect
GN-AP-MW-20V	2/25/2020	2.92	124	16.4	0.0724(J)	8.31	599	802	Non-Detect	Non-Detect	0.0239	Non-Detect	Non-Detect	Non-Detect	Non-Detect	1.78	0.0724(J)	Non-Detect	0.0421	Non-Detect	0.281	Non-Detect	Non-Detect
GN-AP-MW-20V	7/22/2020	2.79	119	18.5	Non-Detect	8.25	507	814	Non-Detect	0.00105(J)	0.0242	Non-Detect	Non-Detect	Non-Detect	Non-Detect	1.7	Non-Detect	Non-Detect	0.0423	Non-Detect	0.288	Non-Detect	Non-Detect
GN-AP-MW-23D	12/5/2018	1.24	31.2	69	0.04(J)	8.29	110	372	Non-Detect	0.00113(J)	0.0196	Non-Detect	Non-Detect	Non-Detect	Non-Detect	0.447(U)	0.04(J)	Non-Detect	Non-Detect	Non-Detect	0.00995(J)	Non-Detect	Non-Detect
GN-AP-MW-23D	9/18/2019	1.42	41.9	60.7	0.0623(J)	7.72	102	378	0.000804(J)	0.00255(J)	0.027	Non-Detect	Non-Detect	Non-Detect	Non-Detect	0.0448(U)	0.0623(J)	Non-Detect	Non-Detect	Non-Detect	0.0054(J)	Non-Detect	Non-Detect
GN-AP-MW-23D	2/19/2020	1.54	61.5	64	Non-Detect	7.92	119	436	Non-Detect	Non-Detect	0.052	Non-Detect	Non-Detect	Non-Detect	Non-Detect	0.384(U)	Non-Detect	Non-Detect	Non-Detect	Non-Detect	0.0077(J)	Non-Detect	Non-Detect
GN-AP-MW-23D	7/21/2020	1.42	37.8	65.3	0.0713(J)	7.63	51.1	331	Non-Detect	0.00175(J)	0.0336	Non-Detect	Non-Detect	Non-Detect	Non-Detect	0.608	0.0713(J)	Non-Detect	Non-Detect	Non-Detect	0.00231(J)	Non-Detect	Non-Detect
GN-AP-MW-23S	12/5/2018	1.13	72.5	57	0.05(J)	7.18	76	372	Non-Detect	Non-Detect	0.0364	Non-Detect	Non-Detect	Non-Detect	Non-Detect	0.541	0.05(J)	Non-Detect	Non-Detect	Non-Detect	0.0169	Non-Detect	Non-Detect
GN-AP-MW-23S	9/17/2019	0.735	66.8	44.7	0.0892(J)	6.88	67.1	342	Non-Detect	Non-Detect	0.0316	Non-Detect	Non-Detect	Non-Detect	Non-Detect	0.732	0.0892(J)	Non-Detect	Non-Detect	Non-Detect	0.0142	Non-Detect	Non-Detect
GN-AP-MW-23S	2/19/2020	1.2	73.5	42	0.0647(J)	7.36	69.4	357	Non-Detect	Non-Detect	0.0443	Non-Detect	Non-Detect	Non-Detect	Non-Detect	0.752	0.0647(J)	Non-Detect	Non-Detect	Non-Detect	0.0274	Non-Detect	Non-Detect
GN-AP-MW-23S	7/21/2020	0.743	64.2	45	0.0903(J)	7.28	59.8	318	Non-Detect	Non-Detect	0.0312	Non-Detect	Non-Detect	Non-Detect	Non-Detect	0.566	0.0903(J)	Non-Detect	Non-Detect	Non-Detect	0.0181	Non-Detect	Non-Detect
GN-AP-MW-26	12/6/2018	1.38	71.2	43	Non-Detect	7.23	150	444	Non-Detect	Non-Detect	0.0188	Non-Detect	Non-Detect	Non-Detect	Non-Detect	0.29(U)	Non-Detect	Non-Detect	Non-Detect	Non-Detect	Non-Detect	Non-Detect	Non-Detect
GN-AP-MW-26	9/18/2019	1.33	81.8	41.5	Non-Detect	7.49	142	433	Non-Detect	Non-Detect	0.0192	Non-Detect	Non-Detect	Non-Detect	Non-Detect	0.976	Non-Detect	Non-Detect	Non-Detect	Non-Detect	Non-Detect	Non-Detect	Non-Detect
GN-AP-MW-26	2/19/2020	1.34	73.7	43.2	Non-Detect	7.54	143	423	Non-Detect	Non-Detect	0.0166	Non-Detect	Non-Detect	Non-Detect	Non-Detect	0.475(U)	Non-Detect	Non-Detect	Non-Detect	Non-Detect	Non-Detect	Non-Detect	Non-Detect
GN-AP-MW-26	7/22/2020	1.18	67.7	37	Non-Detect	7.42	131	406	Non-Detect	Non-Detect	0.0174	Non-Detect	Non-Detect	Non-Detect	Non-Detect	0.713	Non-Detect	Non-Detect	Non-Detect	Non-Detect	0.0027(J)	Non-Detect	Non-Detect

Analytical Data Summary
Plant Gaston Ash Pond
Alabama Power Company

		APPENDIX III							APPENDIX IV													
WELL	SAMPLE DATE	Boron	Calcium	Chloride	Fluoride	pH	Sulfate	TDS	Antimony	Arsenic	Barium	Beryllium	Cadmium	Chromium	Cobalt	Combined Radium 226 + 228	Fluoride	Lead	Lithium	Mercury	Molybdenum	Selenium	Thallium
UNITS		mg/L	mg/L	mg/L	mg/L	SU	mg/L	mg/L	mg/L	mg/L	mg/L	mg/L	mg/L	mg/L	mg/L	pCi/L	mg/L	mg/L	mg/L	mg/L	mg/L	mg/L	mg/L
GN-AP-MW-27	12/5/2018	0.82	55.9	56	Non-Detect	6.82	66	317	Non-Detect	Non-Detect	0.0297	Non-Detect	Non-Detect	Non-Detect	Non-Detect	0.786	Non-Detect	Non-Detect	Non-Detect	Non-Detect	0.00824(J)	Non-Detect	Non-Detect
GN-AP-MW-27	9/18/2019	1.23	81.7	56.7	0.0618(J)	6.68	120	412	Non-Detect	Non-Detect	0.04	Non-Detect	Non-Detect	Non-Detect	Non-Detect	1.01	0.0618(J)	Non-Detect	Non-Detect	Non-Detect	0.0187	Non-Detect	Non-Detect
GN-AP-MW-27	2/25/2020	0.352	31.5	22.1	0.0554(J)	6.7	26.5	173	Non-Detect	Non-Detect	0.0149	Non-Detect	Non-Detect	Non-Detect	Non-Detect	0.269(U)	0.0554(J)	Non-Detect	Non-Detect	Non-Detect	0.00511(J)	Non-Detect	Non-Detect
GN-AP-MW-27	7/21/2020	0.658	54.3	35	0.0959(J)	6.9	69.6	288	Non-Detect	Non-Detect	0.0251	Non-Detect	Non-Detect	Non-Detect	Non-Detect	0.488(U)	0.0959(J)	Non-Detect	Non-Detect	Non-Detect	0.0141	Non-Detect	Non-Detect
GN-AP-MW-28H	2/26/2019	0.754	41	12.7	0.0777(J)	8.31	131	277	Non-Detect	0.00192(J)	0.0278	Non-Detect	Non-Detect	Non-Detect	Non-Detect	3.76	0.0777(J)	Non-Detect	0.132	Non-Detect	0.465	Non-Detect	Non-Detect
GN-AP-MW-28H	9/16/2019	0.805	46.7	15.6	0.0768(J)	8.22	126	276	Non-Detect	0.0036(J)	0.0321	Non-Detect	Non-Detect	Non-Detect	Non-Detect	4.63	0.0768(J)	Non-Detect	0.141	Non-Detect	0.469	Non-Detect	Non-Detect
GN-AP-MW-28H	2/25/2020	0.789	42.6	16.9	0.0778(J)	8.32	134	276	Non-Detect	0.00352(J)	0.0304	Non-Detect	Non-Detect	Non-Detect	Non-Detect	5.25	0.0778(J)	Non-Detect	0.14	Non-Detect	0.464	Non-Detect	Non-Detect
GN-AP-MW-28H	7/29/2020	0.779	39.6	17.5	0.067(J)	8.3	134	278	Non-Detect	0.0032(J)	0.0305	Non-Detect	Non-Detect	Non-Detect	Non-Detect	7.14	0.067(J)	Non-Detect	0.147	Non-Detect	0.483	Non-Detect	Non-Detect
GN-AP-MW-29H	2/26/2019	1.17	45	16.4	0.106	8.61	164	326	Non-Detect	0.00168(J)	0.0502	Non-Detect	Non-Detect	Non-Detect	Non-Detect	9.95	0.106	Non-Detect	0.277	Non-Detect	1.08	Non-Detect	Non-Detect
GN-AP-MW-29H	9/17/2019	1.18	48.5	20.5	0.0669(J)	n/a	161	331	Non-Detect	0.00222(J)	0.0567	Non-Detect	Non-Detect	Non-Detect	Non-Detect	13.2	0.0669(J)	Non-Detect	0.289	Non-Detect	1.04	Non-Detect	Non-Detect
GN-AP-MW-29H	9/26/2019	1.22	45.4	21.5	0.0749(J)	8.47	179	327	Non-Detect	0.00225(J)	0.0574	Non-Detect	Non-Detect	Non-Detect	Non-Detect	16.2	0.0749(J)	Non-Detect	0.302	Non-Detect	0.936	Non-Detect	Non-Detect
GN-AP-MW-29H	2/25/2020	1.21	46.8	25.5	0.0683(J)	8.48	177	330	Non-Detect	0.00235(J)	0.0581	Non-Detect	Non-Detect	Non-Detect	Non-Detect	13.7	0.0683(J)	Non-Detect	0.307	Non-Detect	1.09	Non-Detect	Non-Detect
GN-AP-MW-29H	7/29/2020	1.16	43.9	25.5	0.0608(J)	8.38	163	328	Non-Detect	0.00237(J)	0.0549	Non-Detect	Non-Detect	Non-Detect	Non-Detect	16.2	0.0608(J)	Non-Detect	0.303	Non-Detect	0.999	Non-Detect	Non-Detect
GN-AP-MW-30H	2/19/2020	0.0595(J)	83.8	31.5	0.236	7.22	43.2	463	Non-Detect	0.00651	0.109	Non-Detect	Non-Detect	Non-Detect	Non-Detect	0.994	0.236	Non-Detect	0.0107(J)	Non-Detect	0.00389(J)	Non-Detect	Non-Detect
GN-AP-MW-30H	7/23/2020	0.0482(J)	79.1	30.4	0.17	7.07	35.3	440	Non-Detect	0.00536	0.0899	Non-Detect	Non-Detect	Non-Detect	Non-Detect	2.13	0.17	Non-Detect	Non-Detect	Non-Detect	0.00248(J)	Non-Detect	Non-Detect
GN-AP-MW-31VR	4/29/2020	0.204	56.5	25.4	0.269	7.68	93.9	373	Non-Detect	0.00315(J)	0.0364	Non-Detect	Non-Detect	Non-Detect	Non-Detect	0.35(U)	0.269	Non-Detect	Non-Detect	Non-Detect	0.0456	Non-Detect	Non-Detect
GN-AP-MW-31VR	7/27/2020	0.157	41.5	33	0.428	7.97	49.6	361	Non-Detect	0.00185(J)	0.0318	Non-Detect	Non-Detect	Non-Detect	Non-Detect	0.288(U)	0.428	Non-Detect	Non-Detect	Non-Detect	0.0199	Non-Detect	Non-Detect

Analytical Data Summary
Plant Gaston Ash Pond
Alabama Power Company

		APPENDIX III							APPENDIX IV													
WELL	SAMPLE DATE	Boron	Calcium	Chloride	Fluoride	pH	Sulfate	TDS	Antimony	Arsenic	Barium	Beryllium	Cadmium	Chromium	Cobalt	Combined Radium 226 + 228	Fluoride	Lead	Lithium	Mercury	Molybdenum	Selenium	Thallium
UNITS		mg/L	mg/L	mg/L	mg/L	SU	mg/L	mg/L	mg/L	mg/L	mg/L	mg/L	mg/L	mg/L	mg/L	pCi/L	mg/L	mg/L	mg/L	mg/L	mg/L	mg/L	mg/L
GN-AP-MW-32V	2/26/2020	0.446	43.5	20.1	0.143	8.01	119	315	Non-Detect	0.00438(J)	0.0489	Non-Detect	Non-Detect	Non-Detect	Non-Detect	1.42	0.143	Non-Detect	0.0717	Non-Detect	0.259	Non-Detect	Non-Detect
GN-AP-MW-32V	7/20/2020	0.369	69.3	43.1	0.169	7.42	169	521	Non-Detect	Non-Detect	0.0555	Non-Detect	Non-Detect	Non-Detect	Non-Detect	1.4	0.169	Non-Detect	0.0659	Non-Detect	0.0857	Non-Detect	Non-Detect
GN-AP-MW-33V	2/25/2020	0.337	56.6	29.2	0.235	7.72	55.5	353	Non-Detect	0.00476(J)	0.0549	Non-Detect	Non-Detect	Non-Detect	Non-Detect	0.967	0.235	Non-Detect	0.164	Non-Detect	0.126	Non-Detect	Non-Detect
GN-AP-MW-33V	7/21/2020	0.247	46.8	27.7	0.313	7.51	24.4	333	Non-Detect	0.0111	0.0654	Non-Detect	Non-Detect	Non-Detect	Non-Detect	1.34	0.313	Non-Detect	0.127	Non-Detect	0.0306	Non-Detect	Non-Detect
GN-AP-MW-34V	2/19/2020	2.82	124	17.5	0.13	8.09	492	802	Non-Detect	0.00393(J)	0.0576	Non-Detect	Non-Detect	Non-Detect	Non-Detect	0.991	0.13	Non-Detect	0.038	Non-Detect	0.344	Non-Detect	Non-Detect
GN-AP-MW-34V	7/21/2020	2.69	121	18.1	0.118	7.98	496	816	Non-Detect	0.00401(J)	0.0477	Non-Detect	Non-Detect	Non-Detect	Non-Detect	1.28	0.118	Non-Detect	0.0378	Non-Detect	0.352	Non-Detect	Non-Detect
GN-AP-MW-35V	4/29/2020	0.184	50	5.78	0.141	7.71	39	227	Non-Detect	Non-Detect	0.0163	Non-Detect	Non-Detect	Non-Detect	Non-Detect	0.455(U)	0.141	Non-Detect	Non-Detect	Non-Detect	0.0266	Non-Detect	Non-Detect
GN-AP-MW-35V	7/21/2020	0.148	43.7	8.95	0.157	7.69	43.4	249	Non-Detect	0.00222(J)	0.0199	Non-Detect	Non-Detect	Non-Detect	Non-Detect	0.537	0.157	Non-Detect	Non-Detect	Non-Detect	0.0268	Non-Detect	Non-Detect
GN-AP-MW-36V	4/29/2020	0.182	39.1	145	0.397	8.05	214	742	Non-Detect	0.00178(J)	0.0831	Non-Detect	Non-Detect	Non-Detect	Non-Detect	1.42	0.397	Non-Detect	0.0284	Non-Detect	0.0994	Non-Detect	Non-Detect
GN-AP-MW-36V	7/20/2020	0.222	43.3	209	0.407	8.07	259	896	Non-Detect	Non-Detect	0.0841	Non-Detect	Non-Detect	Non-Detect	Non-Detect	1.54	0.407	Non-Detect	0.0358	Non-Detect	0.0698	Non-Detect	Non-Detect
GN-AP-MW-37V	4/29/2020	0.317	44.9	12.9	0.164	7.94	99.9	273	Non-Detect	0.0042(J)	0.0336	Non-Detect	Non-Detect	Non-Detect	Non-Detect	3.65	0.164	Non-Detect	0.0377	Non-Detect	0.208	Non-Detect	Non-Detect
GN-AP-MW-37V	7/20/2020	0.393	40.6	12.4	0.158	7.8	94.9	252	Non-Detect	0.00169(J)	0.0352	Non-Detect	Non-Detect	Non-Detect	Non-Detect	4.06	0.158	Non-Detect	0.0522	Non-Detect	0.213	Non-Detect	Non-Detect

Appendix C

Alabama Power General Test Laboratory
744 County Road 87, GSC#8
Calera, AL 35040
(205) 664-6032 or 6171
FAX (205) 257-1654

Field Case Narrative

Alabama Power

Lab & Field SERVICES

E.C. Gaston Ash Pond

2020 Compliance Event 1

All samples were collected using methods defined in Alabama Power's Water Field Group Low-Flow Groundwater Sampling Procedure and the associated site specific Sampling and Analysis Plan (SAP).

Due to low yield, wells MW-33V, MW-8 and MW-9 were sampled using the Minimal Purge Method, defined in the Plant Gaston Ash Pond SAP.

Suspected iron bacteria and rainy conditions were present while pumping well MW-12.

Field quality control procedures were performed as follows:

- Blanks and Sample Duplicates were collected as described in the SAP.
- Calibration verifications for all required field parameters were performed daily, before and after sample collection.

Alabama Power
General Test Laboratory
744 County Road 87, GSC #8
Calera, AL 35040
205-664-6001

Analytical Report

Alabama Power

Sample Group : WMWGASAP_1263

Project/Site : Gaston Ash Pond
Wilsonville, AL 35186

For : Southern Company Services
3535 Colonnade Parkway
Birmingham, AL 35243

Attention : Dustin Brooks, Greg Dyer, & Lauren Parker

Released By : Laura Midkiff
lbmidkif@southernco.com
(205) 664-6197

Alabama Power
General Test Laboratory
744 County Road 87, GSC #8
Calera, AL 35040
(205) 664-6001

March 24, 2020

Dear Dustin Brooks,

Enclosed are the analytical results for sample(s) received by the laboratory between February 18, 2020 and February 27, 2020. All results reported herein conform to the laboratory's most current Quality Assurance Manual. Results marked with an asterisk conform to the most current applicable TNI/NELAC requirements. Exceptions will be noted in the body of the report.

Laboratory certification ID: E571114
Issued By: State of Florida, Department of Health
Expiration: June 30, 2020

If you have any questions concerning this report, please feel free to contact me.

Sincerely,

Quality Control: Laura Midkiff
Digitally signed by Laura Midkiff
DN: cn=Laura Midkiff, o=Alabama Power Company, ou=Environmental Affairs, email=lbmidkif@southernco.com, c=US
Date: 2020.03.24 15:55:02 -05'00'

Supervision: T. Durant Maske
Digitally signed by T. Durant Maske
DN: cn=T. Durant Maske, o=Alabama Power Company, ou=Environmental Affairs, email=tdmaske@southernco.com, c=US
Date: 2020.03.25 11:01:49 -05'00'

REPORT OF LABORATORY ANALYSIS

This Certificate states the physical and/or chemical characteristics of the sample as submitted. This document shall not be reproduced, except in full, without written consent from Alabama Power's General Test Laboratory.

Alabama Power
General Test Laboratory
744 County Road 87, GSC #8
Calera, AL 35040

Case Narrative

Alabama Power

Metals ICP

Gaston Ash Pond

WMWGASAP_1263

1. This report consists of all MWs and corresponding Lab IDs listed on the Chain of Custody.
2. Refer to comments on Chain of Custody for information regarding sample receipt.
3. All standards and solutions are NIST/ISO/IEC/Guide 34 traceable and were used within their recommended shelf life.

Sample ID	Batch ID	Project ID
BA03456	667733	WMWGASAP_1263
BA03457	667733	WMWGASAP_1263
BA03458	667733	WMWGASAP_1263
BA03459	667733	WMWGASAP_1263
BA03460	667733	WMWGASAP_1263
BA03461	667733	WMWGASAP_1263
BA03462	667733	WMWGASAP_1263
BA03648	667733	WMWGASAP_1263
BA03649	667733	WMWGASAP_1263
BA03650	667733	WMWGASAP_1263
BA03651	667734	WMWGASAP_1263
BA03652	667734	WMWGASAP_1263
BA03653	667734	WMWGASAP_1263
BA03654	667734	WMWGASAP_1263
BA03655	667734	WMWGASAP_1263
BA03656	667734	WMWGASAP_1263
BA03657	667734	WMWGASAP_1263
BA04048	667734	WMWGASAP_1263
BA04049	667734	WMWGASAP_1263
BA04050	667734	WMWGASAP_1263
BA04051	667735	WMWGASAP_1263
BA04052	667735	WMWGASAP_1263
BA04053	667735	WMWGASAP_1263
BA04060	667735	WMWGASAP_1263
BA04061	667735	WMWGASAP_1263
BA04062	667735	WMWGASAP_1263
BA04063	667735	WMWGASAP_1263
BA04064	667735	WMWGASAP_1263
BA04065	667735	WMWGASAP_1263
BA04066	667735	WMWGASAP_1263
BA04067	667736	WMWGASAP_1263

BA04068	667736	WMWGASAP_1263
BA04069	667736	WMWGASAP_1263
BA04070	667736	WMWGASAP_1263
BA04071	667736	WMWGASAP_1263
BA04156	667736	WMWGASAP_1263
BA04157	667736	WMWGASAP_1263
BA04158	667736	WMWGASAP_1263
BA04159	667736	WMWGASAP_1263
BA04160	667736	WMWGASAP_1263
BA04161	667737	WMWGASAP_1263
BA04162	667737	WMWGASAP_1263
BA04163	667737	WMWGASAP_1263
BA04164	667737	WMWGASAP_1263

4. All of the above samples were analyzed by EPA 200.7 and prepared by EPA 1638.
5. All samples were prepared and analyzed within the established hold times.
6. All in house quality control procedures were followed, as described below.

General Quality Control Procedures:

- Prior to sample analysis, an initial calibration verification (ICV) was analyzed and all criteria were met.
- Following the ICV, an initial calibration blank (ICB) was analyzed and was below the limit of quantitation for all requested analytes.
- All continued calibration verification (CCV) were within the acceptance criteria for the requested analytes.
- All continued calibration blanks (CCB) were below the limit of quantitation for the requested analytes.
- A preparation method blank and laboratory control sample were digested and analyzed with the samples in each digestion batch.
- All laboratory control sample criteria were met.
- The method blank associated with each digestion batch passed all acceptance criteria for all requested analytes.
- The spectral interference check associated with EPA 200.7 was analyzed and all acceptance criteria were met.
- All sample internal standard criteria were met.
- The high standard readbacks associated with EPA 200.7 were within acceptance criteria.
- It is noted that the QC summary page typically provides the QC results from the original batch analytical sequence. If dilutions were subsequently performed to bring sample concentrations within the calibration range, any additional QC data from the dilution analyses may need to be obtained from the laboratory. Any qualifications applied to original analyses or dilution re-analyses are based upon QC data available at the time of review.

Matrix Specific Quality Control Procedures:

Similarity of matrix and therefore relevance of matrix specific QC results should not be automatically inferred for any sample other than the sample selected for QC.

- A matrix spike and matrix spike duplicate were digested and analyzed with each ICP batch. All acceptance criteria for accuracy were met, except for the following:
    - BA03650 and BA04050 MS/MSD spike levels for calcium were less than 30% of the sample nominal concentrations.
- A matrix spike and matrix spike duplicate were digested and analyzed with each ICP batch. All acceptance criteria for precision were met.

7. The following samples were diluted due to the analyzed sample concentration being greater than the high standard of the calibration curve:

Sample ID	Analyte	Dilution Factor
BA03458	Calcium	10.15
BA03459	Calcium	10.15
BA03461	Calcium	10.15
BA03462	Calcium	10.15
BA03648	Calcium	10.15
BA03649	Calcium	10.15
BA03650	Calcium	10.15
BA03651	Calcium	10.15
BA03652	Calcium	10.15
BA03653	Calcium	10.15
BA03654	Calcium	10.15
BA03655	Calcium	10.15
BA04048	Calcium	10.15
BA04049	Calcium	10.15
BA04050	Calcium	10.15
BA04051	Calcium	10.15
BA04052	Calcium	10.15
BA04062	Calcium	10.15
BA04063	Calcium	10.15
BA04064	Calcium	10.15
BA04066	Calcium	10.15
BA04067	Calcium	10.15
BA04068	Calcium	10.15

BA04069	Calcium	10.15
BA04070	Calcium	10.15
BA04156	Calcium	10.15
BA04157	Calcium	10.15
BA04158	Calcium	10.15
BA04159	Calcium	10.15
BA04160	Calcium	10.15
BA04161	Calcium	10.15
BA04162	Calcium	10.15
BA04163	Calcium	10.15
BA04164	Calcium	10.15

8. The raw data results are shown with dilution factors included.

Alabama Power
General Test Laboratory
744 County Road 87, GSC #8
Calera, AL 35040

Case Narrative

Alabama Power

Metals ICPMS

Gaston Ash Pond

WMWGASAP_1263

1. This report consists of all MWs and corresponding Lab IDs listed on the Chain of Custody.
2. Refer to comments on Chain of Custody for information regarding sample receipt.
3. All standards and solutions are NIST/ISO/IEC/Guide 34 traceable and were used within their recommended shelf life.

Sample ID	Batch ID	Project ID
BA03456	668038	WMWGASAP_1263
BA03457	668038	WMWGASAP_1263
BA03458	668038	WMWGASAP_1263
BA03459	668038	WMWGASAP_1263
BA03460	668038	WMWGASAP_1263
BA03461	668038	WMWGASAP_1263
BA03462	668038	WMWGASAP_1263
BA03648	668038	WMWGASAP_1263
BA03649	668038	WMWGASAP_1263
BA03650	668038	WMWGASAP_1263
BA03651	668039	WMWGASAP_1263
BA03652	668039	WMWGASAP_1263
BA03653	668039	WMWGASAP_1263
BA03654	668039	WMWGASAP_1263
BA03655	668039	WMWGASAP_1263
BA03656	668039	WMWGASAP_1263
BA03657	668039	WMWGASAP_1263
BA04048	668039	WMWGASAP_1263
BA04049	668039	WMWGASAP_1263
BA04050	668039	WMWGASAP_1263
BA04051	668040	WMWGASAP_1263
BA04052	668040	WMWGASAP_1263
BA04053	668040	WMWGASAP_1263
BA04060	668040	WMWGASAP_1263
BA04061	668040	WMWGASAP_1263
BA04062	668040	WMWGASAP_1263
BA04063	668040	WMWGASAP_1263
BA04064	668040	WMWGASAP_1263
BA04065	668040	WMWGASAP_1263
BA04066	668040	WMWGASAP_1263
BA04067	668041	WMWGASAP_1263

BA04068	668041	WMWGASAP_1263
BA04069	668041	WMWGASAP_1263
BA04070	668041	WMWGASAP_1263
BA04071	668041	WMWGASAP_1263
BA04156	668041	WMWGASAP_1263
BA04157	668041	WMWGASAP_1263
BA04158	668041	WMWGASAP_1263
BA04159	668041	WMWGASAP_1263
BA04160	668041	WMWGASAP_1263
BA04161	668042	WMWGASAP_1263
BA04162	668042	WMWGASAP_1263
BA04163	668042	WMWGASAP_1263
BA04164	668042	WMWGASAP_1263

4. All of the above samples were analyzed by EPA 200.8 and prepared by EPA 1638.
5. All samples were prepared and analyzed within the established hold times.
6. All in house quality control procedures were followed, as described below.

General Quality Control Procedures:

- All tune and calibration met criteria for all requested analytes.
- Prior to sample analysis, an initial calibration verification (ICV) was analyzed and all criteria were met.
- Following the ICV, an initial calibration blank (ICB) was analyzed and was below the limit of quantitation for all requested analytes.
- All continued calibration verification (CCV) were within the acceptance criteria for the requested analytes.
- All continued calibration blanks (CCB) were below the limit of quantitation for the requested analytes.
- A preparation method blank and laboratory control sample were digested and analyzed with the samples in each digestion batch.
- All laboratory control sample criteria were met.
- The method blank associated with each digestion batch passed all acceptance criteria for all requested analytes.
- The interference check samples associated with EPA 200.8 were analyzed and passed for all requested analytes.
- All sample internal standard criteria were met.

Matrix Specific Quality Control Procedures:

Similarity of matrix and therefore relevance of matrix specific QC results should not be automatically inferred for any sample other than the sample selected for QC.

- A matrix spike and matrix spike duplicate were digested and analyzed with each ICPMS batch. All acceptance criteria for accuracy were met, except for the following:
    - BA04164 MS/MSD recovery failed for selenium due to a matrix issue. The post spike digestion passed.
- A matrix spike and matrix spike duplicate were digested and analyzed with each ICPMS batch. All acceptance criteria for precision were met.

7. The following samples were diluted due to the analyzed sample concentration being greater than the high standard of the calibration curve:

Sample ID	Analyte	Dilution Factor
BA04161	Molybdenum	10.15
BA04163	Molybdenum	5.075

8. The raw data results are shown with dilution factors included.

Alabama Power
General Test Laboratory
744 County Road 87, GSC #8
Calera, AL 35040

Case Narrative

Alabama Power

Mercury

Gaston Ash Pond

WMWGASAP_1263

1. This report consists of all MWs and corresponding Lab IDs listed on the Chain of Custody.
2. Refer to comments on Chain of Custody for information regarding sample receipt.
3. All standards and solutions are NIST/ISO/IEC/Guide 34 traceable and were used within their recommended shelf life.

Sample ID	Batch ID	Project ID
BA03456	667404	WMWGASAP_1263
BA03457	667404	WMWGASAP_1263
BA03458	667404	WMWGASAP_1263
BA03459	667404	WMWGASAP_1263
BA03460	667404	WMWGASAP_1263
BA03461	667404	WMWGASAP_1263
BA03462	667404	WMWGASAP_1263
BA03648	667404	WMWGASAP_1263
BA03649	667404	WMWGASAP_1263
BA03650	667404	WMWGASAP_1263
BA03651	667405	WMWGASAP_1263
BA03652	667405	WMWGASAP_1263
BA03653	667405	WMWGASAP_1263
BA03654	667405	WMWGASAP_1263
BA03655	667405	WMWGASAP_1263
BA03656	667405	WMWGASAP_1263
BA03657	667405	WMWGASAP_1263
BA04048	667710	WMWGASAP_1263
BA04049	667710	WMWGASAP_1263
BA04050	667710	WMWGASAP_1263
BA04051	667710	WMWGASAP_1263
BA04052	667710	WMWGASAP_1263
BA04053	667710	WMWGASAP_1263
BA04060	667710	WMWGASAP_1263
BA04061	667710	WMWGASAP_1263
BA04062	667710	WMWGASAP_1263
BA04063	667710	WMWGASAP_1263
BA04064	667711	WMWGASAP_1263
BA04065	667711	WMWGASAP_1263
BA04066	667711	WMWGASAP_1263
BA04067	667711	WMWGASAP_1263

BA04068	667711	WMWGASAP_1263
BA04069	667711	WMWGASAP_1263
BA04070	667711	WMWGASAP_1263
BA04071	667711	WMWGASAP_1263
BA04156	667711	WMWGASAP_1263
BA04157	667711	WMWGASAP_1263
BA04158	667712	WMWGASAP_1263
BA04159	667712	WMWGASAP_1263
BA04160	667712	WMWGASAP_1263
BA04161	667712	WMWGASAP_1263
BA04162	667712	WMWGASAP_1263
BA04163	667712	WMWGASAP_1263
BA04164	667712	WMWGASAP_1263

4. All of the above samples were analyzed and prepared by EPA 245.1.
5. All samples were prepared and analyzed within the established hold times.
6. All in house quality control procedures were followed, as described below.

General Quality Control Procedures:

- Prior to sample analysis, an initial calibration verification (ICV) was analyzed and all criteria were met.
- Following the ICV, an initial calibration blank (ICB) was analyzed and was below the method detection limit for the requested analyte.
- All continued calibration verification (CCV) were within the acceptance criteria for the requested analyte.
- All continued calibration blanks (CCB) were below the limit of quantitation for the requested analyte.
- A preparation method blank and laboratory control sample were digested and analyzed with the samples in each digestion batch.
- All laboratory control sample criteria were met.
- The method blank associated with each digestion batch was below the limit of quantitation for the requested analyte.
- All calibration met criteria for the requested analyte.
- All response signals were satisfactory.

Matrix Specific Quality Control Procedures:

Similarity of matrix and therefore relevance of matrix specific QC results should not be automatically inferred for any sample other than the sample selected for QC.

- A matrix spike and matrix spike duplicate were digested and analyzed with each batch. All acceptance criteria for accuracy were met.
- A matrix spike and matrix spike duplicate were digested and analyzed with each batch. All acceptance criteria for precision were met.

7. All samples were analyzed without a dilution.

8. The raw data results are shown with dilution factors included.

Alabama Power
General Test Laboratory
744 County Road 87, GSC #8
Calera, AL 35040

Case Narrative

Alabama Power

TDS

Gaston Ash Pond

WMWGASAP_1263

1. This report consists of all MWs and corresponding Lab IDs listed on the Chain of Custody.
2. Refer to comments on Chain of Custody for information regarding sample receipt.
3. All standards and solutions are NIST/ISO/IEC/Guide 34 traceable and were used within their recommended shelf life.

Sample ID	Batch ID	Project ID
BA03456	666922	WMWGASAP_1263
BA03457	666922	WMWGASAP_1263
BA03458	666922	WMWGASAP_1263
BA03459	666922	WMWGASAP_1263
BA03460	666922	WMWGASAP_1263
BA03461	666922	WMWGASAP_1263
BA03462	666922	WMWGASAP_1263
BA03648	667079	WMWGASAP_1263
BA03649	667079	WMWGASAP_1263
BA03650	667079	WMWGASAP_1263
BA03651	667079	WMWGASAP_1263
BA03652	667079	WMWGASAP_1263
BA03653	667079	WMWGASAP_1263
BA03654	667079	WMWGASAP_1263
BA03655	667079	WMWGASAP_1263
BA03656	667079	WMWGASAP_1263
BA03657	667079	WMWGASAP_1263
BA04048	667492	WMWGASAP_1263
BA04049	667492	WMWGASAP_1263
BA04050	667492	WMWGASAP_1263
BA04051	667492	WMWGASAP_1263
BA04052	667492	WMWGASAP_1263
BA04053	667492	WMWGASAP_1263
BA04060	667492	WMWGASAP_1263
BA04061	667492	WMWGASAP_1263
BA04062	667492	WMWGASAP_1263
BA04063	667492	WMWGASAP_1263
BA04064	667493	WMWGASAP_1263
BA04065	667493	WMWGASAP_1263
BA04066	667493	WMWGASAP_1263
BA04067	667493	WMWGASAP_1263

BA04068	667493	WMWGASAP_1263
BA04069	667493	WMWGASAP_1263
BA04070	667493	WMWGASAP_1263
BA04071	667493	WMWGASAP_1263
BA04156	667583	WMWGASAP_1263
BA04157	667583	WMWGASAP_1263
BA04158	667583	WMWGASAP_1263
BA04159	667583	WMWGASAP_1263
BA04160	667583	WMWGASAP_1263
BA04161	667583	WMWGASAP_1263
BA04162	667583	WMWGASAP_1263
BA04163	667583	WMWGASAP_1263
BA04164	667583	WMWGASAP_1263

4. All of the above samples were analyzed by Standard Method 2540C.
5. All samples were analyzed within the established hold times.
6. All in house quality control procedures were followed, as described below.

General Quality Control Procedures:

- A Method Blank was analyzed with each batch. All criteria were met.
- All final weights of samples, standards, and blanks agreed within 0.5mg of the previous weight.
- A sample duplicate was analyzed with each batch. RPD/2 was less than 5%.
- A laboratory control sample was analyzed with each batch. All criteria were met.
- Samples were between 2.5mg and 200mg residue.
- All samples with residue <2.5mg had the maximum volume of 150mL filtered. Affected samples are as follows:
    - BA03460
    - BA03657
    - BA04053
    - BA04065
    - BA04071

Alabama Power
General Test Laboratory
744 County Road 87, GSC #8
Calera, AL 35040

Case Narrative

Alabama Power

Anions

Gaston Ash Pond

WMWGASAP_1263

1. This report consists of all MWs and corresponding Lab IDs listed on the Chain of Custody.
2. Refer to comments on Chain of Custody for information regarding sample receipt.
3. All standards and solutions are NIST/ISO/IEC/Guide 34 traceable and were used within their recommended shelf life.

Sample ID	Batch ID	Project ID
BA03456	667086, 667088, & 666958	WMWGASAP_1263
BA03457	667086, 667088, & 666958	WMWGASAP_1263
BA03458	667086, 667088, & 666958	WMWGASAP_1263
BA03459	667086, 667088, & 666958	WMWGASAP_1263
BA03460	667086, 667088, & 666958	WMWGASAP_1263
BA03461	667086, 667088, & 666958	WMWGASAP_1263
BA03462	667086, 667088, & 666958	WMWGASAP_1263
BA03648	667104, 667105, & 666960	WMWGASAP_1263
BA03649	667104, 667105, & 666960	WMWGASAP_1263
BA03650	667104, 667105, & 666960	WMWGASAP_1263
BA03651	667104, 667105, & 666960	WMWGASAP_1263
BA03652	667104, 667105, & 666960	WMWGASAP_1263
BA03653	667104, 667105, & 666960	WMWGASAP_1263
BA03654	667104, 667105, & 666960	WMWGASAP_1263
BA03655	667104, 667105, & 666960	WMWGASAP_1263
BA03656	667104, 667105, & 666960	WMWGASAP_1263
BA03657	667104, 667105, & 666960	WMWGASAP_1263
BA04048	667648, 667764, & 667796	WMWGASAP_1263
BA04049	667648, 667764, & 667796	WMWGASAP_1263
BA04050	667648, 667764, & 667796	WMWGASAP_1263
BA04051	667648, 667764, & 667796	WMWGASAP_1263
BA04052	667648, 667764, & 667796	WMWGASAP_1263
BA04053	667648, 667764, & 667796	WMWGASAP_1263
BA04060	667648, 667764, & 667796	WMWGASAP_1263
BA04061	667648, 667764, & 667796	WMWGASAP_1263
BA04062	667648, 667764, & 667796	WMWGASAP_1263
BA04063	667649, 667765, & 667797	WMWGASAP_1263
BA04064	667649, 667765, & 667797	WMWGASAP_1263
BA04065	667649, 667765, & 667797	WMWGASAP_1263
BA04066	667649, 667765, & 667797	WMWGASAP_1263
BA04067	667649, 667765, & 667797	WMWGASAP_1263

BA04068	667649, 667765, & 667797	WMWGASAP_1263
BA04069	667649, 667765, & 667797	WMWGASAP_1263
BA04070	667649, 667765, & 667797	WMWGASAP_1263
BA04071	667649, 667765, & 667797	WMWGASAP_1263
BA04156	667650, 667766, & 667798	WMWGASAP_1263
BA04157	667650, 667766, & 667798	WMWGASAP_1263
BA04158	667650, 667766, & 667798	WMWGASAP_1263
BA04159	667650, 667766, & 667798	WMWGASAP_1263
BA04160	667650, 667766, & 667798	WMWGASAP_1263
BA04161	667650, 667766, & 667798	WMWGASAP_1263
BA04162	667650, 667766, & 667798	WMWGASAP_1263
BA04163	667650, 667766, & 667798	WMWGASAP_1263
BA04164	667650, 667766, & 667798	WMWGASAP_1263

4. All of the above samples were analyzed and prepared by SM4500 Cl E, SM4500 F G, and SM4500 SO4 E.
5. All samples were prepared and analyzed within the established hold times.
6. All in house quality control procedures were followed, as described below.

General Quality Control Procedures:

- All calibration met criteria for the requested analyte.
- Prior to sample analysis, an initial calibration verification (ICV), and all criteria were met.
- Prior to sample analysis, an initial calibration blank (ICB) was analyzed and was below the method detection limit for the requested analyte.
- All continued calibration verification (CCV) were within the acceptance criteria for the requested analyte.
- All continued calibration blanks (CCB) were below the limit of quantitation for the requested analyte.
- It is noted that the QC summary page typically provides the QC results from the original batch analytical sequence. If dilutions were subsequently performed to bring sample concentrations within the calibration range, any additional QC data from the dilution analyses may need to be obtained from the laboratory. Any qualifications applied to original analyses or dilution re-analyses are based upon QC data available at the time of review.

Matrix Specific Quality Control Procedures:

Similarity of matrix and therefore relevance of matrix specific QC results should not be automatically inferred for any sample other than the sample selected for QC.

- A matrix spike was analyzed with each batch. Acceptance criteria for accuracy were met.
- A sample duplicate was analyzed with each batch. Acceptance criteria for precision were met.

7. The following samples were diluted due to the analyzed sample concentration being greater than the high standard of the calibration curve:

Sample ID	Analyte	Dilution Factor
BA03458	Sulfate	2
BA03459	Sulfate	2
BA03461	Sulfate	8
BA03650	Sulfate	8
BA03651	Sulfate	40
BA03652	Chloride & Sulfate	3 & 2
BA03653	Chloride & Sulfate	5 & 8
BA03654	Chloride & Sulfate	5 & 8
BA03655	Chloride & Sulfate	5 & 4
BA04048	Sulfate	100
BA04049	Sulfate	100
BA04050	Sulfate	100
BA04051	Sulfate	100
BA04052	Sulfate	40
BA04060	Chloride	3
BA04061	Chloride	3
BA04062	Chloride & Sulfate	10 & 80
BA04063	Chloride & Sulfate	4 & 3
BA04066	Chloride & Sulfate	4 & 10
BA04067	Chloride & Sulfate	8 & 10
BA04068	Chloride & Sulfate	8 & 10
BA04069	Chloride & Sulfate	8 & 10
BA04156	Chloride & Sulfate	2 & 8
BA04157	Sulfate	8
BA04158	Sulfate	8
BA04159	Sulfate	8
BA04160	Chloride & Sulfate	2 & 10
BA04161	Chloride & Sulfate	2 & 20
BA04162	Chloride & Sulfate	2 & 20
BA04163	Chloride & Sulfate	2 & 20
BA04164	Chloride & Sulfate	3 & 10

8. The raw data results are shown with dilution factors included.

Alabama Power
General Test Laboratory
744 County Road 87, GSC #8
Calera, AL 35040

Certificate Of Analysis

Alabama Power

Description: Gaston Ash Pond - MW-9

Location Code: WMWGASAP
Collected: 2/17/20 10:50
Customer ID:
Submittal Date: 2/18/20 16:49

Laboratory ID Number: BA03456

Name	Prepared	Analyzed	Vio Spec	DF	Results	Units	MDL	RL	Q
Analytical Method: EPA 200.7	***Analyst: RDA***				***Preparation Method: EPA 1638***				
* Boron, Total	3/2/20 14:50	3/3/20 11:02		1.015	Not Detected	mg/L	0.03	0.1	U
* Calcium, Total	3/2/20 14:50	3/3/20 11:02		1.015	33.2	mg/L	0.1	0.5	
* Lithium, Total	3/2/20 14:50	3/3/20 11:02		1.015	Not Detected	mg/L	0.01	0.02	U
Analytical Method: EPA 200.8	***Analyst: DLJ***				***Preparation Method: EPA 1638***				
* Antimony, Total	2/27/20 14:00	2/28/20 11:08		1.015	Not Detected	mg/L	0.0008	0.003	U
* Arsenic, Total	2/27/20 14:00	2/28/20 11:08		1.015	0.00246	mg/L	0.001	0.005	J
* Barium, Total	2/27/20 14:00	2/28/20 11:08		1.015	0.109	mg/L	0.002	0.01	
* Beryllium, Total	2/27/20 14:00	2/28/20 11:08		1.015	Not Detected	mg/L	0.0006	0.003	U
* Cadmium, Total	2/27/20 14:00	2/28/20 11:08		1.015	Not Detected	mg/L	0.0003	0.001	U
* Chromium, Total	2/27/20 14:00	2/28/20 11:08		1.015	Not Detected	mg/L	0.002	0.01	U
* Cobalt, Total	2/27/20 14:00	2/28/20 11:08		1.015	Not Detected	mg/L	0.002	0.005	U
* Lead, Total	2/27/20 14:00	2/28/20 11:08		1.015	Not Detected	mg/L	0.001	0.005	U
* Molybdenum, Total	2/27/20 14:00	2/28/20 11:08		1.015	Not Detected	mg/L	0.002	0.01	U
* Selenium, Total	2/27/20 14:00	2/28/20 11:08		1.015	Not Detected	mg/L	0.002	0.01	U
* Thallium, Total	2/27/20 14:00	2/28/20 11:08		1.015	Not Detected	mg/L	0.0002	0.001	U
Analytical Method: EPA 245.1	***Analyst: GAS***								
* Mercury, Total by CVAA	2/26/20 11:43	2/27/20 11:02		1	Not Detected	mg/L	0.0003	0.0005	U
Analytical Method: SM 2540C	***Analyst: TJW***								
* Solids, Dissolved	2/19/20 16:10	2/21/20 11:57		1	211	mg/L		25	
Analytical Method: SM4500Cl E	***Analyst: JCC***								
* Chloride	2/21/20 10:17	2/21/20 10:17		1	8.74	mg/L	0.50	1	
Analytical Method: SM4500F G 2017	***Analyst: JCC***								
* Fluoride	2/21/20 13:33	2/21/20 13:33		1	0.150	mg/L	0.05	0.1	
Analytical Method: SM4500SO4 E	***Analyst: JCC***								
* Sulfate	2/20/20 10:22	2/20/20 10:22		1	14.7	mg/L	0.50	1	
Analytical Method: Field Measurements	***Analyst: TJD***								
Conductivity	2/17/20 10:47	2/17/20 10:47			383.86	uS/cm			FA
pH	2/17/20 10:47	2/17/20 10:47			7.75	SU			FA
Temperature	2/17/20 10:47	2/17/20 10:47			17.22	C			FA
Turbidity	2/17/20 10:47	2/17/20 10:47			0.99	NTU			FA

MDL's and RL's are adjusted for sample dilution, as applicable

Comments:

Reported: 3/24/2020
Version: 3.1
COA_CCR

Alabama Power
General Test Laboratory
744 County Road 87, GSC #8
Calera, AL 35040

Batch QC Summary

Alabama Power

Customer Account: WMWGASAP
Sample Date: 2/17/20 10:50
Customer ID:
Delivery Date: 2/18/20 16:49

Description: Gaston Ash Pond - MW-9

Laboratory ID Number: BA03456

Sample	Analysis	Units	MB	MB Limit	Spike	MS	MSD	Standard	Standard Limit	Rec	Rec Limit	Prec	Prec Limit
BA03650	Arsenic, Total	mg/L	0.0000138	0.0001474	0.10	0.104	0.103	0.103	0.085 to 0.115	104	70 to 130	0.963	20
BA03650	Beryllium, Total	mg/L	0.0000102	0.00088	0.10	0.105	0.0993	0.102	0.085 to 0.115	105	70 to 130	6.01	20
BA03650	Barium, Total	mg/L	-0.00000941	0.0002	0.10	0.162	0.160	0.0962	0.085 to 0.115	96.8	70 to 130	1.09	20
BA03650	Selenium, Total	mg/L	-0.00000783	0.00066	0.10	0.0995	0.0994	0.104	0.085 to 0.115	99.5	70 to 130	0.0764	20
BA03650	Lithium, Total	mg/L	-0.0000317	0.0154	0.20	0.220	0.221	0.202	0.17 to 0.23	110	70 to 130	0.651	20
BA03650	Lead, Total	mg/L	0.00000007	0.0001474	0.10	0.0993	0.0994	0.0994	0.085 to 0.115	99.3	70 to 130	0.145	20
BA03650	Thallium, Total	mg/L	0.00000549	0.0001474	0.10	0.105	0.106	0.104	0.085 to 0.115	105	70 to 130	1.57	20
BA03649	Mercury, Total by CVAA	mg/L	0.0000251	0.0005	0.004	0.00408	0.00405	0.00386	0.0034 to 0.0046	102	70 to 130	0.737	20
BA03650	Cadmium, Total	mg/L	-0.00000260	0.0001474	0.10	0.0979	0.0982	0.100	0.085 to 0.115	97.9	70 to 130	0.308	20
BA03650	Molybdenum, Total	mg/L	0.00000508	0.0001474	0.10	0.0972	0.0963	0.0964	0.085 to 0.115	97.2	70 to 130	0.987	20
BA03650	Boron, Total	mg/L	0.00196	0.0650254	1.00	1.03	1.04	1.02	0.85 to 1.15	103	70 to 130	1.09	20
BA03650	Calcium, Total	mg/L	-0.0105	0.1518	5.00	71.9	74.5	5.25	4.25 to 5.75	40.3	70 to 130	3.58	20
BA03650	Cobalt, Total	mg/L	-0.00000317	0.0001474	0.10	0.0986	0.0970	0.0994	0.085 to 0.115	98.6	70 to 130	1.58	20
BA03650	Chromium, Total	mg/L	0.0000121	0.00044	0.10	0.0998	0.0990	0.101	0.085 to 0.115	99.8	70 to 130	0.822	20
BA03650	Antimony, Total	mg/L	0.000242	0.00066	0.10	0.0974	0.0971	0.0921	0.085 to 0.115	97.4	70 to 130	0.303	20

Comments:

Alabama Power
General Test Laboratory
744 County Road 87, GSC #8
Calera, AL 35040

Alabama Power

Batch QC Summary

Customer Account: WMWGASAP
Sample Date: 2/17/20 10:50
Customer ID:
Delivery Date: 2/18/20 16:49

Description: Gaston Ash Pond - MW-9

Laboratory ID Number: BA03456

Sample	Analysis	Units	MB	MB Limit	Spike	MS	Sample Duplicate	Standard	Standard Limit	Rec	Rec Limit	Prec	Prec Limit
BA03462	Solids, Dissolved	mg/L	0.0000	25			274	49.0	40 to 60			0.00	5
BA03462	Chloride	mg/L	-0.0324	0.50	10.0	28.7	19.7	10.2	9 to 11	91.0	80 to 120	0.509	20
BA03462	Fluoride	mg/L	0.022	0.05	2.50	2.60	0.0452	2.58	2.25 to 2.75	102	80 to 120	11.3	20
BA03462	Sulfate	mg/L	-0.667	0.50	20.0	41.3	21.5	19.5	18 to 22	99.5	80 to 120	0.466	20

Comments:

Alabama Power
General Test Laboratory
744 County Road 87, GSC #8
Calera, AL 35040

Certificate Of Analysis

Alabama Power

Description: Gaston Ash Pond - MW-10

Location Code: WMWGASAP
Collected: 2/17/20 12:58
Customer ID:
Submittal Date: 2/18/20 16:49

Laboratory ID Number: BA03457

Name	Prepared	Analyzed	Vio Spec	DF	Results	Units	MDL	RL	Q
Analytical Method: EPA 200.7	***Analyst: RDA***				***Preparation Method: EPA 1638***				
* Boron, Total	3/2/20 14:50	3/3/20 11:05		1.015	Not Detected	mg/L	0.03	0.1	U
* Calcium, Total	3/2/20 14:50	3/3/20 11:05		1.015	39.7	mg/L	0.1	0.5	
* Lithium, Total	3/2/20 14:50	3/3/20 11:05		1.015	Not Detected	mg/L	0.01	0.02	U
Analytical Method: EPA 200.8	***Analyst: DLJ***				***Preparation Method: EPA 1638***				
* Antimony, Total	2/27/20 14:00	2/28/20 11:11		1.015	Not Detected	mg/L	0.0008	0.003	U
* Arsenic, Total	2/27/20 14:00	2/28/20 11:11		1.015	Not Detected	mg/L	0.001	0.005	U
* Barium, Total	2/27/20 14:00	2/28/20 11:11		1.015	0.0127	mg/L	0.002	0.01	
* Beryllium, Total	2/27/20 14:00	2/28/20 11:11		1.015	Not Detected	mg/L	0.0006	0.003	U
* Cadmium, Total	2/27/20 14:00	2/28/20 11:11		1.015	Not Detected	mg/L	0.0003	0.001	U
* Chromium, Total	2/27/20 14:00	2/28/20 11:11		1.015	Not Detected	mg/L	0.002	0.01	U
* Cobalt, Total	2/27/20 14:00	2/28/20 11:11		1.015	Not Detected	mg/L	0.002	0.005	U
* Lead, Total	2/27/20 14:00	2/28/20 11:11		1.015	Not Detected	mg/L	0.001	0.005	U
* Molybdenum, Total	2/27/20 14:00	2/28/20 11:11		1.015	Not Detected	mg/L	0.002	0.01	U
* Selenium, Total	2/27/20 14:00	2/28/20 11:11		1.015	Not Detected	mg/L	0.002	0.01	U
* Thallium, Total	2/27/20 14:00	2/28/20 11:11		1.015	Not Detected	mg/L	0.0002	0.001	U
Analytical Method: EPA 245.1	***Analyst: GAS***								
* Mercury, Total by CVAA	2/26/20 11:43	2/27/20 11:05		1	Not Detected	mg/L	0.0003	0.0005	U
Analytical Method: SM 2540C	***Analyst: TJW***								
* Solids, Dissolved	2/19/20 16:10	2/21/20 11:57		1	170	mg/L		25	
Analytical Method: SM4500Cl E	***Analyst: JCC***								
* Chloride	2/21/20 10:18	2/21/20 10:18		1	2.61	mg/L	0.50	1	
Analytical Method: SM4500F G 2017	***Analyst: JCC***								
* Fluoride	2/21/20 13:34	2/21/20 13:34		1	0.051	mg/L	0.05	0.1	J
Analytical Method: SM4500SO4 E	***Analyst: JCC***								
* Sulfate	2/20/20 10:24	2/20/20 10:24		1	3.56	mg/L	0.50	1	
Analytical Method: Field Measurements	***Analyst: TJD***								
Conductivity	2/17/20 12:54	2/17/20 12:54			328.96	uS/cm			FA
pH	2/17/20 12:54	2/17/20 12:54			7.61	SU			FA
Temperature	2/17/20 12:54	2/17/20 12:54			19.62	C			FA
Turbidity	2/17/20 12:54	2/17/20 12:54			0.49	NTU			FA

MDL's and RL's are adjusted for sample dilution, as applicable

Comments:

Reported: 3/24/2020
Version: 3.1
COA_CCR

Alabama Power
General Test Laboratory
744 County Road 87, GSC #8
Calera, AL 35040

Batch QC Summary

Alabama Power

Customer Account: WMWGASAP
Sample Date: 2/17/20 12:58
Customer ID:
Delivery Date: 2/18/20 16:49

Description: Gaston Ash Pond - MW-10

Laboratory ID Number: BA03457

Sample	Analysis	Units	MB	MB Limit	Spike	MS	MSD	Standard	Standard Limit	Rec	Rec Limit	Prec	Prec Limit
BA03650	Barium, Total	mg/L	-0.00000941	0.0002	0.10	0.162	0.160	0.0962	0.085 to 0.115	96.8	70 to 130	1.09	20
BA03650	Selenium, Total	mg/L	-0.00000783	0.00066	0.10	0.0995	0.0994	0.104	0.085 to 0.115	99.5	70 to 130	0.0764	20
BA03649	Mercury, Total by CVAA	mg/L	0.0000251	0.0005	0.004	0.00408	0.00405	0.00386	0.0034 to 0.0046	102	70 to 130	0.737	20
BA03650	Cadmium, Total	mg/L	-0.00000260	0.0001474	0.10	0.0979	0.0982	0.100	0.085 to 0.115	97.9	70 to 130	0.308	20
BA03650	Molybdenum, Total	mg/L	0.00000508	0.0001474	0.10	0.0972	0.0963	0.0964	0.085 to 0.115	97.2	70 to 130	0.987	20
BA03650	Arsenic, Total	mg/L	0.0000138	0.0001474	0.10	0.104	0.103	0.103	0.085 to 0.115	104	70 to 130	0.963	20
BA03650	Beryllium, Total	mg/L	0.0000102	0.00088	0.10	0.105	0.0993	0.102	0.085 to 0.115	105	70 to 130	6.01	20
BA03650	Boron, Total	mg/L	0.00196	0.0650254	1.00	1.03	1.04	1.02	0.85 to 1.15	103	70 to 130	1.09	20
BA03650	Calcium, Total	mg/L	-0.0105	0.1518	5.00	71.9	74.5	5.25	4.25 to 5.75	40.3	70 to 130	3.58	20
BA03650	Cobalt, Total	mg/L	-0.00000317	0.0001474	0.10	0.0986	0.0970	0.0994	0.085 to 0.115	98.6	70 to 130	1.58	20
BA03650	Lithium, Total	mg/L	-0.0000317	0.0154	0.20	0.220	0.221	0.202	0.17 to 0.23	110	70 to 130	0.651	20
BA03650	Lead, Total	mg/L	0.00000007	0.0001474	0.10	0.0993	0.0994	0.0994	0.085 to 0.115	99.3	70 to 130	0.145	20
BA03650	Thallium, Total	mg/L	0.00000549	0.0001474	0.10	0.105	0.106	0.104	0.085 to 0.115	105	70 to 130	1.57	20
BA03650	Chromium, Total	mg/L	0.0000121	0.00044	0.10	0.0998	0.0990	0.101	0.085 to 0.115	99.8	70 to 130	0.822	20
BA03650	Antimony, Total	mg/L	0.000242	0.00066	0.10	0.0974	0.0971	0.0921	0.085 to 0.115	97.4	70 to 130	0.303	20

Comments:

Alabama Power
General Test Laboratory
744 County Road 87, GSC #8
Calera, AL 35040

Alabama Power

Batch QC Summary

Customer Account: WMWGASAP
Sample Date: 2/17/20 12:58
Customer ID:
Delivery Date: 2/18/20 16:49

Description: Gaston Ash Pond - MW-10

Laboratory ID Number: BA03457

Sample	Analysis	Units	MB	MB Limit	Spike	MS	Sample Duplicate	Standard	Standard Limit	Rec	Rec Limit	Prec	Prec Limit
BA03462	Solids, Dissolved	mg/L	0.0000	25			274	49.0	40 to 60			0.00	5
BA03462	Chloride	mg/L	-0.0324	0.50	10.0	28.7	19.7	10.2	9 to 11	91.0	80 to 120	0.509	20
BA03462	Sulfate	mg/L	-0.667	0.50	20.0	41.3	21.5	19.5	18 to 22	99.5	80 to 120	0.466	20
BA03462	Fluoride	mg/L	0.022	0.05	2.50	2.60	0.0452	2.58	2.25 to 2.75	102	80 to 120	11.3	20

Comments:

Alabama Power
General Test Laboratory
744 County Road 87, GSC #8
Calera, AL 35040

Certificate Of Analysis

Alabama Power

Description: Gaston Ash Pond - MW-11

Location Code: WMWGASAP
Collected: 2/17/20 15:08
Customer ID:
Submittal Date: 2/18/20 16:49

Laboratory ID Number: BA03458

Name	Prepared	Analyzed	Vio Spec	DF	Results	Units	MDL	RL	Q
Analytical Method: EPA 200.7	***Analyst: RDA***				***Preparation Method: EPA 1638***				
* Boron, Total	3/2/20 14:50	3/3/20 11:08		1.015	0.221	mg/L	0.03	0.1	
* Calcium, Total	3/2/20 14:50	3/3/20 11:51		10.15	41.0	mg/L	1.015	5.075	
* Lithium, Total	3/2/20 14:50	3/3/20 11:08		1.015	Not Detected	mg/L	0.01	0.02	U
Analytical Method: EPA 200.8	***Analyst: DLJ***				***Preparation Method: EPA 1638***				
* Antimony, Total	2/27/20 14:00	2/28/20 11:13		1.015	Not Detected	mg/L	0.0008	0.003	U
* Arsenic, Total	2/27/20 14:00	2/28/20 11:13		1.015	Not Detected	mg/L	0.001	0.005	U
* Barium, Total	2/27/20 14:00	2/28/20 11:13		1.015	0.00880	mg/L	0.002	0.01	J
* Beryllium, Total	2/27/20 14:00	2/28/20 11:13		1.015	Not Detected	mg/L	0.0006	0.003	U
* Cadmium, Total	2/27/20 14:00	2/28/20 11:13		1.015	Not Detected	mg/L	0.0003	0.001	U
* Chromium, Total	2/27/20 14:00	2/28/20 11:13		1.015	Not Detected	mg/L	0.002	0.01	U
* Cobalt, Total	2/27/20 14:00	2/28/20 11:13		1.015	Not Detected	mg/L	0.002	0.005	U
* Lead, Total	2/27/20 14:00	2/28/20 11:13		1.015	Not Detected	mg/L	0.001	0.005	U
* Molybdenum, Total	2/27/20 14:00	2/28/20 11:13		1.015	Not Detected	mg/L	0.002	0.01	U
* Selenium, Total	2/27/20 14:00	2/28/20 11:13		1.015	Not Detected	mg/L	0.002	0.01	U
* Thallium, Total	2/27/20 14:00	2/28/20 11:13		1.015	Not Detected	mg/L	0.0002	0.001	U
Analytical Method: EPA 245.1	***Analyst: GAS***								
* Mercury, Total by CVAA	2/26/20 11:43	2/27/20 11:07		1	Not Detected	mg/L	0.0003	0.0005	U
Analytical Method: SM 2540C	***Analyst: TJW***								
* Solids, Dissolved	2/19/20 16:10	2/21/20 11:57		1	209	mg/L		25	
Analytical Method: SM4500Cl E	***Analyst: JCC***								
* Chloride	2/21/20 10:19	2/21/20 10:19		1	6.66	mg/L	0.50	1	
Analytical Method: SM4500F G 2017	***Analyst: JCC***								
* Fluoride	2/21/20 13:35	2/21/20 13:35		1	0.0546	mg/L	0.05	0.1	J
Analytical Method: SM4500SO4 E	***Analyst: JCC***								
* Sulfate	2/20/20 10:25	2/20/20 10:25		2	45.2	mg/L	1.00	2	
Analytical Method: Field Measurements	***Analyst: TJD***								
Conductivity	2/17/20 15:05	2/17/20 15:05			353.99	uS/cm			FA
pH	2/17/20 15:05	2/17/20 15:05			7.74	SU			FA
Temperature	2/17/20 15:05	2/17/20 15:05			19.30	C			FA
Turbidity	2/17/20 15:05	2/17/20 15:05			0.62	NTU			FA

MDL's and RL's are adjusted for sample dilution, as applicable

Comments:

Reported: 3/24/2020
Version: 3.1
COA_CCR

Alabama Power
General Test Laboratory
744 County Road 87, GSC #8
Calera, AL 35040

Batch QC Summary

Alabama Power

Customer Account: WMWGASAP
Sample Date: 2/17/20 15:08
Customer ID:
Delivery Date: 2/18/20 16:49

Description: Gaston Ash Pond - MW-11

Laboratory ID Number: BA03458

Sample	Analysis	Units	MB	MB Limit	Spike	MS	MSD	Standard	Standard Limit	Rec	Rec Limit	Prec	Prec Limit
BA03650	Arsenic, Total	mg/L	0.0000138	0.0001474	0.10	0.104	0.103	0.103	0.085 to 0.115	104	70 to 130	0.963	20
BA03650	Beryllium, Total	mg/L	0.0000102	0.00088	0.10	0.105	0.0993	0.102	0.085 to 0.115	105	70 to 130	6.01	20
BA03650	Chromium, Total	mg/L	0.0000121	0.00044	0.10	0.0998	0.0990	0.101	0.085 to 0.115	99.8	70 to 130	0.822	20
BA03650	Antimony, Total	mg/L	0.000242	0.00066	0.10	0.0974	0.0971	0.0921	0.085 to 0.115	97.4	70 to 130	0.303	20
BA03650	Boron, Total	mg/L	0.00196	0.0650254	1.00	1.03	1.04	1.02	0.85 to 1.15	103	70 to 130	1.09	20
BA03650	Calcium, Total	mg/L	-0.0105	0.1518	5.00	71.9	74.5	5.25	4.25 to 5.75	40.3	70 to 130	3.58	20
BA03650	Cobalt, Total	mg/L	-0.00000317	0.0001474	0.10	0.0986	0.0970	0.0994	0.085 to 0.115	98.6	70 to 130	1.58	20
BA03650	Barium, Total	mg/L	-0.00000941	0.0002	0.10	0.162	0.160	0.0962	0.085 to 0.115	96.8	70 to 130	1.09	20
BA03650	Selenium, Total	mg/L	-0.00000783	0.00066	0.10	0.0995	0.0994	0.104	0.085 to 0.115	99.5	70 to 130	0.0764	20
BA03650	Lithium, Total	mg/L	-0.0000317	0.0154	0.20	0.220	0.221	0.202	0.17 to 0.23	110	70 to 130	0.651	20
BA03650	Lead, Total	mg/L	0.00000007	0.0001474	0.10	0.0993	0.0994	0.0994	0.085 to 0.115	99.3	70 to 130	0.145	20
BA03650	Thallium, Total	mg/L	0.00000549	0.0001474	0.10	0.105	0.106	0.104	0.085 to 0.115	105	70 to 130	1.57	20
BA03649	Mercury, Total by CVAA	mg/L	0.0000251	0.0005	0.004	0.00408	0.00405	0.00386	0.0034 to 0.0046	102	70 to 130	0.737	20
BA03650	Cadmium, Total	mg/L	-0.00000260	0.0001474	0.10	0.0979	0.0982	0.100	0.085 to 0.115	97.9	70 to 130	0.308	20
BA03650	Molybdenum, Total	mg/L	0.00000508	0.0001474	0.10	0.0972	0.0963	0.0964	0.085 to 0.115	97.2	70 to 130	0.987	20

Comments:

Alabama Power
General Test Laboratory
744 County Road 87, GSC #8
Calera, AL 35040

Alabama Power

Batch QC Summary

Customer Account: WMWGASAP
Sample Date: 2/17/20 15:08
Customer ID:
Delivery Date: 2/18/20 16:49

Description: Gaston Ash Pond - MW-11

Laboratory ID Number: BA03458

Sample	Analysis	Units	MB	MB Limit	Spike	MS	Sample Duplicate	Standard	Standard Limit	Rec	Rec Limit	Prec	Prec Limit
BA03462	Solids, Dissolved	mg/L	0.0000	25			274	49.0	40 to 60			0.00	5
BA03462	Chloride	mg/L	-0.0324	0.50	10.0	28.7	19.7	10.2	9 to 11	91.0	80 to 120	0.509	20
BA03462	Fluoride	mg/L	0.022	0.05	2.50	2.60	0.0452	2.58	2.25 to 2.75	102	80 to 120	11.3	20
BA03462	Sulfate	mg/L	-0.667	0.50	20.0	41.3	21.5	19.5	18 to 22	99.5	80 to 120	0.466	20

Comments:

Alabama Power
General Test Laboratory
744 County Road 87, GSC #8
Calera, AL 35040

Certificate Of Analysis

Alabama Power

Description: Gaston Ash Pond - MW-11 DUP

Location Code: WMWGASAP
Collected: 2/17/20 15:08
Customer ID:
Submittal Date: 2/18/20 16:49

Laboratory ID Number: BA03459

Name	Prepared	Analyzed	Vio Spec	DF	Results	Units	MDL	RL	Q
Analytical Method: EPA 200.7	***Analyst: RDA***				***Preparation Method: EPA 1638***				
* Boron, Total	3/2/20 14:50	3/3/20 11:11		1.015	0.218	mg/L	0.03	0.1	
* Calcium, Total	3/2/20 14:50	3/3/20 11:54		10.15	39.0	mg/L	1.015	5.075	
* Lithium, Total	3/2/20 14:50	3/3/20 11:11		1.015	Not Detected	mg/L	0.01	0.02	U
Analytical Method: EPA 200.8	***Analyst: DLJ***				***Preparation Method: EPA 1638***				
* Antimony, Total	2/27/20 14:00	2/28/20 11:16		1.015	Not Detected	mg/L	0.0008	0.003	U
* Arsenic, Total	2/27/20 14:00	2/28/20 11:16		1.015	Not Detected	mg/L	0.001	0.005	U
* Barium, Total	2/27/20 14:00	2/28/20 11:16		1.015	0.00873	mg/L	0.002	0.01	J
* Beryllium, Total	2/27/20 14:00	2/28/20 11:16		1.015	Not Detected	mg/L	0.0006	0.003	U
* Cadmium, Total	2/27/20 14:00	2/28/20 11:16		1.015	Not Detected	mg/L	0.0003	0.001	U
* Chromium, Total	2/27/20 14:00	2/28/20 11:16		1.015	Not Detected	mg/L	0.002	0.01	U
* Cobalt, Total	2/27/20 14:00	2/28/20 11:16		1.015	Not Detected	mg/L	0.002	0.005	U
* Lead, Total	2/27/20 14:00	2/28/20 11:16		1.015	Not Detected	mg/L	0.001	0.005	U
* Molybdenum, Total	2/27/20 14:00	2/28/20 11:16		1.015	Not Detected	mg/L	0.002	0.01	U
* Selenium, Total	2/27/20 14:00	2/28/20 11:16		1.015	Not Detected	mg/L	0.002	0.01	U
* Thallium, Total	2/27/20 14:00	2/28/20 11:16		1.015	Not Detected	mg/L	0.0002	0.001	U
Analytical Method: EPA 245.1	***Analyst: GAS***								
* Mercury, Total by CVAA	2/26/20 11:43	2/27/20 11:09		1	Not Detected	mg/L	0.0003	0.0005	U
Analytical Method: SM 2540C	***Analyst: TJW***								
* Solids, Dissolved	2/19/20 16:10	2/21/20 11:57		1	212	mg/L		25	
Analytical Method: SM4500Cl E	***Analyst: JCC***								
* Chloride	2/21/20 10:20	2/21/20 10:20		1	6.52	mg/L	0.50	1	
Analytical Method: SM4500F G 2017	***Analyst: JCC***								
* Fluoride	2/21/20 13:36	2/21/20 13:36		1	0.0544	mg/L	0.05	0.1	J
Analytical Method: SM4500SO4 E	***Analyst: JCC***								
* Sulfate	2/20/20 10:26	2/20/20 10:26		2	44.3	mg/L	1.00	2	
Analytical Method: Field Measurements	***Analyst: TJD***								
Conductivity	2/17/20 15:05	2/17/20 15:05			353.99	uS/cm			FA
pH	2/17/20 15:05	2/17/20 15:05			7.74	SU			FA
Temperature	2/17/20 15:05	2/17/20 15:05			19.30	C			FA
Turbidity	2/17/20 15:05	2/17/20 15:05			0.62	NTU			FA

MDL's and RL's are adjusted for sample dilution, as applicable

Comments:

Reported: 3/24/2020
Version: 3.1
COA_CCR

Alabama Power
General Test Laboratory
744 County Road 87, GSC #8
Calera, AL 35040

Batch QC Summary

Alabama Power

Customer Account: WMWGASAP
Sample Date: 2/17/20 15:08
Customer ID:
Delivery Date: 2/18/20 16:49

Description: Gaston Ash Pond - MW-11 DUP

Laboratory ID Number: BA03459

Sample	Analysis	Units	MB	MB Limit	Spike	MS	MSD	Standard	Standard Limit	Rec	Rec Limit	Prec	Prec Limit
BA03650	Barium, Total	mg/L	-0.00000941	0.0002	0.10	0.162	0.160	0.0962	0.085 to 0.115	96.8	70 to 130	1.09	20
BA03650	Selenium, Total	mg/L	-0.00000783	0.00066	0.10	0.0995	0.0994	0.104	0.085 to 0.115	99.5	70 to 130	0.0764	20
BA03650	Boron, Total	mg/L	0.00196	0.0650254	1.00	1.03	1.04	1.02	0.85 to 1.15	103	70 to 130	1.09	20
BA03650	Calcium, Total	mg/L	-0.0105	0.1518	5.00	71.9	74.5	5.25	4.25 to 5.75	40.3	70 to 130	3.58	20
BA03650	Cobalt, Total	mg/L	-0.00000317	0.0001474	0.10	0.0986	0.0970	0.0994	0.085 to 0.115	98.6	70 to 130	1.58	20
BA03650	Arsenic, Total	mg/L	0.0000138	0.0001474	0.10	0.104	0.103	0.103	0.085 to 0.115	104	70 to 130	0.963	20
BA03650	Beryllium, Total	mg/L	0.0000102	0.00088	0.10	0.105	0.0993	0.102	0.085 to 0.115	105	70 to 130	6.01	20
BA03649	Mercury, Total by CVAA	mg/L	0.0000251	0.0005	0.004	0.00408	0.00405	0.00386	0.0034 to 0.0046	102	70 to 130	0.737	20
BA03650	Cadmium, Total	mg/L	-0.00000260	0.0001474	0.10	0.0979	0.0982	0.100	0.085 to 0.115	97.9	70 to 130	0.308	20
BA03650	Molybdenum, Total	mg/L	0.00000508	0.0001474	0.10	0.0972	0.0963	0.0964	0.085 to 0.115	97.2	70 to 130	0.987	20
BA03650	Lithium, Total	mg/L	-0.0000317	0.0154	0.20	0.220	0.221	0.202	0.17 to 0.23	110	70 to 130	0.651	20
BA03650	Lead, Total	mg/L	0.00000007	0.0001474	0.10	0.0993	0.0994	0.0994	0.085 to 0.115	99.3	70 to 130	0.145	20
BA03650	Thallium, Total	mg/L	0.00000549	0.0001474	0.10	0.105	0.106	0.104	0.085 to 0.115	105	70 to 130	1.57	20
BA03650	Chromium, Total	mg/L	0.0000121	0.00044	0.10	0.0998	0.0990	0.101	0.085 to 0.115	99.8	70 to 130	0.822	20
BA03650	Antimony, Total	mg/L	0.000242	0.00066	0.10	0.0974	0.0971	0.0921	0.085 to 0.115	97.4	70 to 130	0.303	20

Comments:

Alabama Power
General Test Laboratory
744 County Road 87, GSC #8
Calera, AL 35040

Alabama Power

Batch QC Summary

Customer Account: WMWGASAP
Sample Date: 2/17/20 15:08
Customer ID:
Delivery Date: 2/18/20 16:49

Description: Gaston Ash Pond - MW-11 DUP

Laboratory ID Number: BA03459

Sample	Analysis	Units	MB	MB Limit	Spike	MS	Sample Duplicate	Standard	Standard Limit	Rec	Rec Limit	Prec	Prec Limit
BA03462	Solids, Dissolved	mg/L	0.0000	25			274	49.0	40 to 60			0.00	5
BA03462	Chloride	mg/L	-0.0324	0.50	10.0	28.7	19.7	10.2	9 to 11	91.0	80 to 120	0.509	20
BA03462	Fluoride	mg/L	0.022	0.05	2.50	2.60	0.0452	2.58	2.25 to 2.75	102	80 to 120	11.3	20
BA03462	Sulfate	mg/L	-0.667	0.50	20.0	41.3	21.5	19.5	18 to 22	99.5	80 to 120	0.466	20

Comments:

Alabama Power
General Test Laboratory
744 County Road 87, GSC #8
Calera, AL 35040

Certificate Of Analysis

Alabama Power

Description: Gaston Ash Pond Field Blank

Location Code: WMWGASAPFB
Collected: 2/17/20 15:45
Customer ID:
Submittal Date: 2/18/20 16:49

Laboratory ID Number: BA03460

Name	Prepared	Analyzed	Vio Spec	DF	Results	Units	MDL	RL	Q
Analytical Method: EPA 200.7	***Analyst: RDA***				***Preparation Method: EPA 1638***				
* Boron, Total	3/2/20 14:50	3/3/20 11:14		1.015	Not Detected	mg/L	0.03	0.1	U
* Calcium, Total	3/2/20 14:50	3/3/20 11:14		1.015	Not Detected	mg/L	0.1	0.5	U
* Lithium, Total	3/2/20 14:50	3/3/20 11:14		1.015	Not Detected	mg/L	0.01	0.02	U
Analytical Method: EPA 200.8	***Analyst: DLJ***				***Preparation Method: EPA 1638***				
* Antimony, Total	2/27/20 14:00	2/28/20 11:19		1.015	Not Detected	mg/L	0.0008	0.003	U
* Arsenic, Total	2/27/20 14:00	2/28/20 11:19		1.015	Not Detected	mg/L	0.001	0.005	U
* Barium, Total	2/27/20 14:00	2/28/20 11:19		1.015	Not Detected	mg/L	0.002	0.01	U
* Beryllium, Total	2/27/20 14:00	2/28/20 11:19		1.015	Not Detected	mg/L	0.0006	0.003	U
* Cadmium, Total	2/27/20 14:00	2/28/20 11:19		1.015	Not Detected	mg/L	0.0003	0.001	U
* Chromium, Total	2/27/20 14:00	2/28/20 11:19		1.015	Not Detected	mg/L	0.002	0.01	U
* Cobalt, Total	2/27/20 14:00	2/28/20 11:19		1.015	Not Detected	mg/L	0.002	0.005	U
* Lead, Total	2/27/20 14:00	2/28/20 11:19		1.015	Not Detected	mg/L	0.001	0.005	U
* Molybdenum, Total	2/27/20 14:00	2/28/20 11:19		1.015	Not Detected	mg/L	0.002	0.01	U
* Selenium, Total	2/27/20 14:00	2/28/20 11:19		1.015	Not Detected	mg/L	0.002	0.01	U
* Thallium, Total	2/27/20 14:00	2/28/20 11:19		1.015	Not Detected	mg/L	0.0002	0.001	U
Analytical Method: EPA 245.1	***Analyst: GAS***								
* Mercury, Total by CVAA	2/26/20 11:43	2/27/20 11:12		1	Not Detected	mg/L	0.0003	0.0005	U
Analytical Method: SM 2540C	***Analyst: TJW***								
* Solids, Dissolved	2/19/20 16:10	2/21/20 11:57		1	Not Detected	mg/L		25	U
Analytical Method: SM4500Cl E	***Analyst: JCC***								
* Chloride	2/21/20 10:21	2/21/20 10:21		1	Not Detected	mg/L	0.50	1	U
Analytical Method: SM4500F G 2017	***Analyst: JCC***								
* Fluoride	2/21/20 13:38	2/21/20 13:38		1	Not Detected	mg/L	0.05	0.1	U
Analytical Method: SM4500SO4 E	***Analyst: JCC***								
* Sulfate	2/20/20 10:27	2/20/20 10:27		1	Not Detected	mg/L	0.50	1	U

MDL's and RL's are adjusted for sample dilution, as applicable

Comments:

Reported: 3/24/2020
Version: 3.1
COA_CCR

Alabama Power
General Test Laboratory
744 County Road 87, GSC #8
Calera, AL 35040

Batch QC Summary

Alabama Power

Customer Account: WMWGASAPFB
Sample Date: 2/17/20 15:45
Customer ID:
Delivery Date: 2/18/20 16:49

Description: Gaston Ash Pond Field Blank

Laboratory ID Number: BA03460

Sample	Analysis	Units	MB	MB Limit	Spike	MS	MSD	Standard	Standard Limit	Rec	Rec Limit	Prec	Prec Limit
BA03650	Arsenic, Total	mg/L	0.0000138	0.0001474	0.10	0.104	0.103	0.103	0.085 to 0.115	104	70 to 130	0.963	20
BA03650	Beryllium, Total	mg/L	0.0000102	0.00088	0.10	0.105	0.0993	0.102	0.085 to 0.115	105	70 to 130	6.01	20
BA03650	Lithium, Total	mg/L	-0.0000317	0.0154	0.20	0.220	0.221	0.202	0.17 to 0.23	110	70 to 130	0.651	20
BA03650	Lead, Total	mg/L	0.00000007	0.0001474	0.10	0.0993	0.0994	0.0994	0.085 to 0.115	99.3	70 to 130	0.145	20
BA03650	Thallium, Total	mg/L	0.00000549	0.0001474	0.10	0.105	0.106	0.104	0.085 to 0.115	105	70 to 130	1.57	20
BA03650	Barium, Total	mg/L	-0.00000941	0.0002	0.10	0.162	0.160	0.0962	0.085 to 0.115	96.8	70 to 130	1.09	20
BA03650	Selenium, Total	mg/L	-0.00000783	0.00066	0.10	0.0995	0.0994	0.104	0.085 to 0.115	99.5	70 to 130	0.0764	20
BA03650	Chromium, Total	mg/L	0.0000121	0.00044	0.10	0.0998	0.0990	0.101	0.085 to 0.115	99.8	70 to 130	0.822	20
BA03650	Antimony, Total	mg/L	0.000242	0.00066	0.10	0.0974	0.0971	0.0921	0.085 to 0.115	97.4	70 to 130	0.303	20
BA03649	Mercury, Total by CVAA	mg/L	0.0000251	0.0005	0.004	0.00408	0.00405	0.00386	0.0034 to 0.0046	102	70 to 130	0.737	20
BA03650	Cadmium, Total	mg/L	-0.00000260	0.0001474	0.10	0.0979	0.0982	0.100	0.085 to 0.115	97.9	70 to 130	0.308	20
BA03650	Molybdenum, Total	mg/L	0.00000508	0.0001474	0.10	0.0972	0.0963	0.0964	0.085 to 0.115	97.2	70 to 130	0.987	20
BA03650	Boron, Total	mg/L	0.00196	0.0650254	1.00	1.03	1.04	1.02	0.85 to 1.15	103	70 to 130	1.09	20
BA03650	Calcium, Total	mg/L	-0.0105	0.1518	5.00	71.9	74.5	5.25	4.25 to 5.75	40.3	70 to 130	3.58	20
BA03650	Cobalt, Total	mg/L	-0.00000317	0.0001474	0.10	0.0986	0.0970	0.0994	0.085 to 0.115	98.6	70 to 130	1.58	20

Comments:

Alabama Power
General Test Laboratory
744 County Road 87, GSC #8
Calera, AL 35040

Alabama Power

Batch QC Summary

Customer Account: WMWGASAPFB
Sample Date: 2/17/20 15:45
Customer ID:
Delivery Date: 2/18/20 16:49

Description: Gaston Ash Pond Field Blank

Laboratory ID Number: BA03460

Sample	Analysis	Units	MB	MB Limit	Spike	MS	Sample Duplicate	Standard	Standard Limit	Rec	Rec Limit	Prec	Prec Limit
BA03462	Solids, Dissolved	mg/L	0.0000	25			274	49.0	40 to 60			0.00	5
BA03462	Fluoride	mg/L	0.022	0.05	2.50	2.60	0.0452	2.58	2.25 to 2.75	102	80 to 120	11.3	20
BA03462	Chloride	mg/L	-0.0324	0.50	10.0	28.7	19.7	10.2	9 to 11	91.0	80 to 120	0.509	20
BA03462	Sulfate	mg/L	-0.667	0.50	20.0	41.3	21.5	19.5	18 to 22	99.5	80 to 120	0.466	20

Comments:

Alabama Power
General Test Laboratory
744 County Road 87, GSC #8
Calera, AL 35040

Certificate Of Analysis

Alabama Power

Description: Gaston Ash Pond - MW-12

Location Code: WMWGASAP
Collected: 2/18/20 11:15
Customer ID:
Submittal Date: 2/18/20 16:49

Laboratory ID Number: BA03461

Name	Prepared	Analyzed	Vio Spec	DF	Results	Units	MDL	RL	Q
Analytical Method: EPA 200.7	***Analyst: RDA***				***Preparation Method: EPA 1638***				
* Boron, Total	3/2/20 14:50	3/3/20 11:17		1.015	0.433	mg/L	0.03	0.1	
* Calcium, Total	3/2/20 14:50	3/3/20 11:57		10.15	73.1	mg/L	1.015	5.075	
* Lithium, Total	3/2/20 14:50	3/3/20 11:17		1.015	Not Detected	mg/L	0.01	0.02	U
Analytical Method: EPA 200.8	***Analyst: DLJ***				***Preparation Method: EPA 1638***				
* Antimony, Total	2/27/20 14:00	2/28/20 11:21		1.015	Not Detected	mg/L	0.0008	0.003	U
* Arsenic, Total	2/27/20 14:00	2/28/20 11:21		1.015	0.00269	mg/L	0.001	0.005	J
* Barium, Total	2/27/20 14:00	2/28/20 11:21		1.015	0.0726	mg/L	0.002	0.01	
* Beryllium, Total	2/27/20 14:00	2/28/20 11:21		1.015	Not Detected	mg/L	0.0006	0.003	U
* Cadmium, Total	2/27/20 14:00	2/28/20 11:21		1.015	Not Detected	mg/L	0.0003	0.001	U
* Chromium, Total	2/27/20 14:00	2/28/20 11:21		1.015	Not Detected	mg/L	0.002	0.01	U
* Cobalt, Total	2/27/20 14:00	2/28/20 11:21		1.015	Not Detected	mg/L	0.002	0.005	U
* Lead, Total	2/27/20 14:00	2/28/20 11:21		1.015	Not Detected	mg/L	0.001	0.005	U
* Molybdenum, Total	2/27/20 14:00	2/28/20 11:21		1.015	Not Detected	mg/L	0.002	0.01	U
* Selenium, Total	2/27/20 14:00	2/28/20 11:21		1.015	Not Detected	mg/L	0.002	0.01	U
* Thallium, Total	2/27/20 14:00	2/28/20 11:21		1.015	Not Detected	mg/L	0.0002	0.001	U
Analytical Method: EPA 245.1	***Analyst: GAS***								
* Mercury, Total by CVAA	2/26/20 11:43	2/27/20 11:14		1	Not Detected	mg/L	0.0003	0.0005	U
Analytical Method: SM 2540C	***Analyst: TJW***								
* Solids, Dissolved	2/19/20 16:10	2/21/20 11:57		1	378	mg/L		25	
Analytical Method: SM4500Cl E	***Analyst: JCC***								
* Chloride	2/21/20 10:23	2/21/20 10:23		1	19.6	mg/L	0.50	1	
Analytical Method: SM4500F G 2017	***Analyst: JCC***								
* Fluoride	2/21/20 13:39	2/21/20 13:39		1	0.0571	mg/L	0.05	0.1	J
Analytical Method: SM4500SO4 E	***Analyst: JCC***								
* Sulfate	2/20/20 10:28	2/20/20 10:28		8	110	mg/L	4.00	8	
Analytical Method: Field Measurements	***Analyst: TJD***								
Conductivity	2/18/20 11:11	2/18/20 11:11			579.47	uS/cm			FA
pH	2/18/20 11:11	2/18/20 11:11			7.42	SU			FA
Temperature	2/18/20 11:11	2/18/20 11:11			18.69	C			FA
Turbidity	2/18/20 11:11	2/18/20 11:11			3.95	NTU			FA

MDL's and RL's are adjusted for sample dilution, as applicable

Comments:

Reported: 3/24/2020
Version: 3.1
COA_CCR

Alabama Power
General Test Laboratory
744 County Road 87, GSC #8
Calera, AL 35040

Batch QC Summary

Alabama Power

Customer Account: WMWGASAP
Sample Date: 2/18/20 11:15
Customer ID:
Delivery Date: 2/18/20 16:49

Description: Gaston Ash Pond - MW-12

Laboratory ID Number: BA03461

Sample	Analysis	Units	MB	MB Limit	Spike	MS	MSD	Standard	Standard Limit	Rec	Rec Limit	Prec	Prec Limit
BA03650	Barium, Total	mg/L	-0.00000941	0.0002	0.10	0.162	0.160	0.0962	0.085 to 0.115	96.8	70 to 130	1.09	20
BA03650	Selenium, Total	mg/L	-0.00000783	0.00066	0.10	0.0995	0.0994	0.104	0.085 to 0.115	99.5	70 to 130	0.0764	20
BA03650	Boron, Total	mg/L	0.00196	0.0650254	1.00	1.03	1.04	1.02	0.85 to 1.15	103	70 to 130	1.09	20
BA03650	Calcium, Total	mg/L	-0.0105	0.1518	5.00	71.9	74.5	5.25	4.25 to 5.75	40.3	70 to 130	3.58	20
BA03650	Cobalt, Total	mg/L	-0.00000317	0.0001474	0.10	0.0986	0.0970	0.0994	0.085 to 0.115	98.6	70 to 130	1.58	20
BA03649	Mercury, Total by CVAA	mg/L	0.0000251	0.0005	0.004	0.00408	0.00405	0.00386	0.0034 to 0.0046	102	70 to 130	0.737	20
BA03650	Cadmium, Total	mg/L	-0.00000260	0.0001474	0.10	0.0979	0.0982	0.100	0.085 to 0.115	97.9	70 to 130	0.308	20
BA03650	Molybdenum, Total	mg/L	0.00000508	0.0001474	0.10	0.0972	0.0963	0.0964	0.085 to 0.115	97.2	70 to 130	0.987	20
BA03650	Chromium, Total	mg/L	0.0000121	0.00044	0.10	0.0998	0.0990	0.101	0.085 to 0.115	99.8	70 to 130	0.822	20
BA03650	Antimony, Total	mg/L	0.000242	0.00066	0.10	0.0974	0.0971	0.0921	0.085 to 0.115	97.4	70 to 130	0.303	20
BA03650	Lithium, Total	mg/L	-0.0000317	0.0154	0.20	0.220	0.221	0.202	0.17 to 0.23	110	70 to 130	0.651	20
BA03650	Lead, Total	mg/L	0.00000007	0.0001474	0.10	0.0993	0.0994	0.0994	0.085 to 0.115	99.3	70 to 130	0.145	20
BA03650	Thallium, Total	mg/L	0.00000549	0.0001474	0.10	0.105	0.106	0.104	0.085 to 0.115	105	70 to 130	1.57	20
BA03650	Arsenic, Total	mg/L	0.0000138	0.0001474	0.10	0.104	0.103	0.103	0.085 to 0.115	104	70 to 130	0.963	20
BA03650	Beryllium, Total	mg/L	0.0000102	0.00088	0.10	0.105	0.0993	0.102	0.085 to 0.115	105	70 to 130	6.01	20

Comments:

Alabama Power
General Test Laboratory
744 County Road 87, GSC #8
Calera, AL 35040

Alabama Power

Batch QC Summary

Customer Account: WMWGASAP
Sample Date: 2/18/20 11:15
Customer ID:
Delivery Date: 2/18/20 16:49

Description: Gaston Ash Pond - MW-12

Laboratory ID Number: BA03461

Sample	Analysis	Units	MB	MB Limit	Spike	MS	Sample Duplicate	Standard	Standard Limit	Rec	Rec Limit	Prec	Prec Limit
BA03462	Solids, Dissolved	mg/L	0.0000	25			274	49.0	40 to 60			0.00	5
BA03462	Chloride	mg/L	-0.0324	0.50	10.0	28.7	19.7	10.2	9 to 11	91.0	80 to 120	0.509	20
BA03462	Fluoride	mg/L	0.022	0.05	2.50	2.60	0.0452	2.58	2.25 to 2.75	102	80 to 120	11.3	20
BA03462	Sulfate	mg/L	-0.667	0.50	20.0	41.3	21.5	19.5	18 to 22	99.5	80 to 120	0.466	20

Comments:

Alabama Power
General Test Laboratory
744 County Road 87, GSC #8
Calera, AL 35040

Certificate Of Analysis

Alabama Power

Description: Gaston Ash Pond - MW-4

Location Code: WMWGASAP
Collected: 2/18/20 13:15
Customer ID:
Submittal Date: 2/18/20 16:49

Laboratory ID Number: BA03462

Name	Prepared	Analyzed	Vio Spec	DF	Results	Units	MDL	RL	Q
Analytical Method: EPA 200.7	***Analyst: RDA***				***Preparation Method: EPA 1638***				
* Boron, Total	3/2/20 14:50	3/3/20 11:20		1.015	0.281	mg/L	0.03	0.1	
* Calcium, Total	3/2/20 14:50	3/3/20 12:00		10.15	55.8	mg/L	1.015	5.075	
* Lithium, Total	3/2/20 14:50	3/3/20 11:20		1.015	Not Detected	mg/L	0.01	0.02	U
Analytical Method: EPA 200.8	***Analyst: DLJ***				***Preparation Method: EPA 1638***				
* Antimony, Total	2/27/20 14:00	2/28/20 11:24		1.015	Not Detected	mg/L	0.0008	0.003	U
* Arsenic, Total	2/27/20 14:00	2/28/20 11:24		1.015	Not Detected	mg/L	0.001	0.005	U
* Barium, Total	2/27/20 14:00	2/28/20 11:24		1.015	0.0185	mg/L	0.002	0.01	
* Beryllium, Total	2/27/20 14:00	2/28/20 11:24		1.015	Not Detected	mg/L	0.0006	0.003	U
* Cadmium, Total	2/27/20 14:00	2/28/20 11:24		1.015	Not Detected	mg/L	0.0003	0.001	U
* Chromium, Total	2/27/20 14:00	2/28/20 11:24		1.015	Not Detected	mg/L	0.002	0.01	U
* Cobalt, Total	2/27/20 14:00	2/28/20 11:24		1.015	Not Detected	mg/L	0.002	0.005	U
* Lead, Total	2/27/20 14:00	2/28/20 11:24		1.015	Not Detected	mg/L	0.001	0.005	U
* Molybdenum, Total	2/27/20 14:00	2/28/20 11:24		1.015	Not Detected	mg/L	0.002	0.01	U
* Selenium, Total	2/27/20 14:00	2/28/20 11:24		1.015	Not Detected	mg/L	0.002	0.01	U
* Thallium, Total	2/27/20 14:00	2/28/20 11:24		1.015	Not Detected	mg/L	0.0002	0.001	U
Analytical Method: EPA 245.1	***Analyst: GAS***								
* Mercury, Total by CVAA	2/26/20 11:43	2/27/20 11:16		1	Not Detected	mg/L	0.0003	0.0005	U
Analytical Method: SM 2540C	***Analyst: TJW***								
* Solids, Dissolved	2/19/20 16:10	2/21/20 11:57		1	274	mg/L		25	
Analytical Method: SM4500Cl E	***Analyst: JCC***								
* Chloride	2/21/20 10:24	2/21/20 10:24		1	19.6	mg/L	0.50	1	
Analytical Method: SM4500F G 2017	***Analyst: JCC***								
* Fluoride	2/21/20 13:40	2/21/20 13:40		1	0.0506	mg/L	0.05	0.1	J
Analytical Method: SM4500SO4 E	***Analyst: JCC***								
* Sulfate	2/20/20 10:30	2/20/20 10:30		1	21.4	mg/L	0.50	1	
Analytical Method: Field Measurements	***Analyst: TJD***								
Conductivity	2/18/20 13:11	2/18/20 13:11			499.13	uS/cm			FA
pH	2/18/20 13:11	2/18/20 13:11			7.34	SU			FA
Temperature	2/18/20 13:11	2/18/20 13:11			18.30	C			FA
Turbidity	2/18/20 13:11	2/18/20 13:11			0.75	NTU			FA

MDL's and RL's are adjusted for sample dilution, as applicable

Comments:

Reported: 3/24/2020
Version: 3.1
COA_CCR

Alabama Power
General Test Laboratory
744 County Road 87, GSC #8
Calera, AL 35040

Batch QC Summary

Alabama Power

Customer Account: WMWGASAP
Sample Date: 2/18/20 13:15
Customer ID:
Delivery Date: 2/18/20 16:49

Description: Gaston Ash Pond - MW-4

Laboratory ID Number: BA03462

Sample	Analysis	Units	MB	MB Limit	Spike	MS	MSD	Standard	Standard Limit	Rec	Rec Limit	Prec	Prec Limit
BA03650	Arsenic, Total	mg/L	0.0000138	0.0001474	0.10	0.104	0.103	0.103	0.085 to 0.115	104	70 to 130	0.963	20
BA03650	Beryllium, Total	mg/L	0.0000102	0.00088	0.10	0.105	0.0993	0.102	0.085 to 0.115	105	70 to 130	6.01	20
BA03650	Barium, Total	mg/L	-0.00000941	0.0002	0.10	0.162	0.160	0.0962	0.085 to 0.115	96.8	70 to 130	1.09	20
BA03650	Selenium, Total	mg/L	-0.00000783	0.00066	0.10	0.0995	0.0994	0.104	0.085 to 0.115	99.5	70 to 130	0.0764	20
BA03650	Lithium, Total	mg/L	-0.0000317	0.0154	0.20	0.220	0.221	0.202	0.17 to 0.23	110	70 to 130	0.651	20
BA03650	Lead, Total	mg/L	0.00000007	0.0001474	0.10	0.0993	0.0994	0.0994	0.085 to 0.115	99.3	70 to 130	0.145	20
BA03650	Thallium, Total	mg/L	0.00000549	0.0001474	0.10	0.105	0.106	0.104	0.085 to 0.115	105	70 to 130	1.57	20
BA03650	Chromium, Total	mg/L	0.0000121	0.00044	0.10	0.0998	0.0990	0.101	0.085 to 0.115	99.8	70 to 130	0.822	20
BA03650	Antimony, Total	mg/L	0.000242	0.00066	0.10	0.0974	0.0971	0.0921	0.085 to 0.115	97.4	70 to 130	0.303	20
BA03649	Mercury, Total by CVAA	mg/L	0.0000251	0.0005	0.004	0.00408	0.00405	0.00386	0.0034 to 0.0046	102	70 to 130	0.737	20
BA03650	Cadmium, Total	mg/L	-0.00000260	0.0001474	0.10	0.0979	0.0982	0.100	0.085 to 0.115	97.9	70 to 130	0.308	20
BA03650	Molybdenum, Total	mg/L	0.00000508	0.0001474	0.10	0.0972	0.0963	0.0964	0.085 to 0.115	97.2	70 to 130	0.987	20
BA03650	Boron, Total	mg/L	0.00196	0.0650254	1.00	1.03	1.04	1.02	0.85 to 1.15	103	70 to 130	1.09	20
BA03650	Calcium, Total	mg/L	-0.0105	0.1518	5.00	71.9	74.5	5.25	4.25 to 5.75	40.3	70 to 130	3.58	20
BA03650	Cobalt, Total	mg/L	-0.00000317	0.0001474	0.10	0.0986	0.0970	0.0994	0.085 to 0.115	98.6	70 to 130	1.58	20

Comments:

Alabama Power
General Test Laboratory
744 County Road 87, GSC #8
Calera, AL 35040

Alabama Power

Batch QC Summary

Customer Account: WMWGASAP
Sample Date: 2/18/20 13:15
Customer ID:
Delivery Date: 2/18/20 16:49

Description: Gaston Ash Pond - MW-4

Laboratory ID Number: BA03462

Sample	Analysis	Units	MB	MB Limit	Spike	MS	Sample Duplicate	Standard	Standard Limit	Rec	Rec Limit	Prec	Prec Limit
BA03462	Solids, Dissolved	mg/L	0.0000	25			274	49.0	40 to 60			0.00	5
BA03462	Chloride	mg/L	-0.0324	0.50	10.0	28.7	19.7	10.2	9 to 11	91.0	80 to 120	0.509	20
BA03462	Fluoride	mg/L	0.022	0.05	2.50	2.60	0.0452	2.58	2.25 to 2.75	102	80 to 120	11.3	20
BA03462	Sulfate	mg/L	-0.667	0.50	20.0	41.3	21.5	19.5	18 to 22	99.5	80 to 120	0.466	20

Comments:

Reported: 3/24/2020
Version: 3.1
COA_CCR

Alabama Power
General Test Laboratory
744 County Road 87, GSC #8
Calera, AL 35040

Certificate Of Analysis

Alabama Power

Description: Gaston Ash Pond - MW-19

Location Code: WMWGASAP
Collected: 2/18/20 12:10
Customer ID:
Submittal Date: 2/20/20 11:00

Laboratory ID Number: BA03648

Name	Prepared	Analyzed	Vio Spec	DF	Results	Units	MDL	RL	Q
Analytical Method: EPA 200.7	***Analyst: RDA***				***Preparation Method: EPA 1638***				
* Boron, Total	3/2/20 14:50	3/3/20 11:23		1.015	Not Detected	mg/L	0.03	0.1	U
* Calcium, Total	3/2/20 14:50	3/3/20 12:03		10.15	45.5	mg/L	1.015	5.075	
* Lithium, Total	3/2/20 14:50	3/3/20 11:23		1.015	Not Detected	mg/L	0.01	0.02	U
Analytical Method: EPA 200.8	***Analyst: DLJ***				***Preparation Method: EPA 1638***				
* Antimony, Total	2/27/20 14:00	2/28/20 11:26		1.015	Not Detected	mg/L	0.0008	0.003	U
* Arsenic, Total	2/27/20 14:00	2/28/20 11:26		1.015	0.00196	mg/L	0.001	0.005	J
* Barium, Total	2/27/20 14:00	2/28/20 11:26		1.015	0.0163	mg/L	0.002	0.01	
* Beryllium, Total	2/27/20 14:00	2/28/20 11:26		1.015	Not Detected	mg/L	0.0006	0.003	U
* Cadmium, Total	2/27/20 14:00	2/28/20 11:26		1.015	Not Detected	mg/L	0.0003	0.001	U
* Chromium, Total	2/27/20 14:00	2/28/20 11:26		1.015	Not Detected	mg/L	0.002	0.01	U
* Cobalt, Total	2/27/20 14:00	2/28/20 11:26		1.015	Not Detected	mg/L	0.002	0.005	U
* Lead, Total	2/27/20 14:00	2/28/20 11:26		1.015	Not Detected	mg/L	0.001	0.005	U
* Molybdenum, Total	2/27/20 14:00	2/28/20 11:26		1.015	0.0129	mg/L	0.002	0.01	
* Selenium, Total	2/27/20 14:00	2/28/20 11:26		1.015	Not Detected	mg/L	0.002	0.01	U
* Thallium, Total	2/27/20 14:00	2/28/20 11:26		1.015	Not Detected	mg/L	0.0002	0.001	U
Analytical Method: EPA 245.1	***Analyst: GAS***								
* Mercury, Total by CVAA	2/26/20 11:43	2/27/20 11:19		1	Not Detected	mg/L	0.0003	0.0005	U
Analytical Method: SM 2540C	***Analyst: TJW***								
* Solids, Dissolved	2/21/20 14:18	2/26/20 09:36		1	215	mg/L		25	
Analytical Method: SM4500Cl E	***Analyst: JCC***								
* Chloride	2/21/20 10:58	2/21/20 10:58		1	11.4	mg/L	0.50	1	
Analytical Method: SM4500F G 2017	***Analyst: JCC***								
* Fluoride	2/21/20 14:13	2/21/20 14:13		1	0.0557	mg/L	0.05	0.1	J
Analytical Method: SM4500SO4 E	***Analyst: JCC***								
* Sulfate	2/20/20 11:45	2/20/20 11:45		1	25.6	mg/L	0.50	1	
Analytical Method: Field Measurements	***Analyst: AWG***								
Conductivity	2/18/20 12:05	2/18/20 12:05			409.14	uS/cm			FA
pH	2/18/20 12:05	2/18/20 12:05			7.64	SU			FA
Temperature	2/18/20 12:05	2/18/20 12:05			18.77	C			FA
Turbidity	2/18/20 12:05	2/18/20 12:05			0.45	NTU			FA

MDL's and RL's are adjusted for sample dilution, as applicable

Comments:

Reported: 3/24/2020
Version: 3.1
COA_CCR

Alabama Power
General Test Laboratory
744 County Road 87, GSC #8
Calera, AL 35040

Batch QC Summary

Alabama Power

Customer Account: WMWGASAP
Sample Date: 2/18/20 12:10
Customer ID:
Delivery Date: 2/20/20 11:00

Description: Gaston Ash Pond - MW-19

Laboratory ID Number: BA03648

Sample	Analysis	Units	MB	MB Limit	Spike	MS	MSD	Standard	Standard Limit	Rec	Rec Limit	Prec	Prec Limit
BA03650	Arsenic, Total	mg/L	0.0000138	0.0001474	0.10	0.104	0.103	0.103	0.085 to 0.115	104	70 to 130	0.963	20
BA03650	Beryllium, Total	mg/L	0.0000102	0.00088	0.10	0.105	0.0993	0.102	0.085 to 0.115	105	70 to 130	6.01	20
BA03650	Boron, Total	mg/L	0.00196	0.0650254	1.00	1.03	1.04	1.02	0.85 to 1.15	103	70 to 130	1.09	20
BA03650	Calcium, Total	mg/L	-0.0105	0.1518	5.00	71.9	74.5	5.25	4.25 to 5.75	40.3	70 to 130	3.58	20
BA03650	Cobalt, Total	mg/L	-0.00000317	0.0001474	0.10	0.0986	0.0970	0.0994	0.085 to 0.115	98.6	70 to 130	1.58	20
BA03650	Chromium, Total	mg/L	0.0000121	0.00044	0.10	0.0998	0.0990	0.101	0.085 to 0.115	99.8	70 to 130	0.822	20
BA03650	Antimony, Total	mg/L	0.000242	0.00066	0.10	0.0974	0.0971	0.0921	0.085 to 0.115	97.4	70 to 130	0.303	20
BA03649	Mercury, Total by CVAA	mg/L	0.0000251	0.0005	0.004	0.00408	0.00405	0.00386	0.0034 to 0.0046	102	70 to 130	0.737	20
BA03650	Cadmium, Total	mg/L	-0.00000260	0.0001474	0.10	0.0979	0.0982	0.100	0.085 to 0.115	97.9	70 to 130	0.308	20
BA03650	Molybdenum, Total	mg/L	0.00000508	0.0001474	0.10	0.0972	0.0963	0.0964	0.085 to 0.115	97.2	70 to 130	0.987	20
BA03650	Barium, Total	mg/L	-0.00000941	0.0002	0.10	0.162	0.160	0.0962	0.085 to 0.115	96.8	70 to 130	1.09	20
BA03650	Selenium, Total	mg/L	-0.00000783	0.00066	0.10	0.0995	0.0994	0.104	0.085 to 0.115	99.5	70 to 130	0.0764	20
BA03650	Lithium, Total	mg/L	-0.0000317	0.0154	0.20	0.220	0.221	0.202	0.17 to 0.23	110	70 to 130	0.651	20
BA03650	Lead, Total	mg/L	0.00000007	0.0001474	0.10	0.0993	0.0994	0.0994	0.085 to 0.115	99.3	70 to 130	0.145	20
BA03650	Thallium, Total	mg/L	0.00000549	0.0001474	0.10	0.105	0.106	0.104	0.085 to 0.115	105	70 to 130	1.57	20

Comments:

Alabama Power
General Test Laboratory
744 County Road 87, GSC #8
Calera, AL 35040

Alabama Power

Batch QC Summary

Customer Account: WMWGASAP
Sample Date: 2/18/20 12:10
Customer ID:
Delivery Date: 2/20/20 11:00

Description: Gaston Ash Pond - MW-19

Laboratory ID Number: BA03648

Sample	Analysis	Units	MB	MB Limit	Spike	MS	Sample Duplicate	Standard	Standard Limit	Rec	Rec Limit	Prec	Prec Limit
BA03657	Fluoride	mg/L	0.00679	0.05	2.50	2.56	-0.00067	2.54	2.25 to 2.75	102	80 to 120	0.00	20
BA03657	Chloride	mg/L	-0.0142	0.50	10.0	10.0	0.168	10.1	9 to 11	100	80 to 120	0.00	20
BA03655	Solids, Dissolved	mg/L	-1.00	25			359	56.0	40 to 60			0.279	5
BA03657	Sulfate	mg/L	-0.586	0.50	20.0	19.2	-0.609	19.5	18 to 22	96.0	80 to 120	0.00	20

Comments:

Reported: 3/24/2020
Version: 3.1
COA_CCR

Alabama Power
General Test Laboratory
744 County Road 87, GSC #8
Calera, AL 35040

Certificate Of Analysis

Alabama Power

Description: Gaston Ash Pond - MW-13

Location Code: WMWGASAP
Collected: 2/19/20 09:25
Customer ID:
Submittal Date: 2/20/20 11:00

Laboratory ID Number: BA03649

Name	Prepared	Analyzed	Vio Spec	DF	Results	Units	MDL	RL	Q
Analytical Method: EPA 200.7	***Analyst: RDA***				***Preparation Method: EPA 1638***				
* Boron, Total	3/2/20 14:50	3/3/20 11:26		1.015	Not Detected	mg/L	0.03	0.1	U
* Calcium, Total	3/2/20 14:50	3/3/20 12:05		10.15	46.7	mg/L	1.015	5.075	
* Lithium, Total	3/2/20 14:50	3/3/20 11:26		1.015	Not Detected	mg/L	0.01	0.02	U
Analytical Method: EPA 200.8	***Analyst: DLJ***				***Preparation Method: EPA 1638***				
* Antimony, Total	2/27/20 14:00	2/28/20 11:29		1.015	Not Detected	mg/L	0.0008	0.003	U
* Arsenic, Total	2/27/20 14:00	2/28/20 11:29		1.015	Not Detected	mg/L	0.001	0.005	U
* Barium, Total	2/27/20 14:00	2/28/20 11:29		1.015	0.0381	mg/L	0.002	0.01	
* Beryllium, Total	2/27/20 14:00	2/28/20 11:29		1.015	Not Detected	mg/L	0.0006	0.003	U
* Cadmium, Total	2/27/20 14:00	2/28/20 11:29		1.015	Not Detected	mg/L	0.0003	0.001	U
* Chromium, Total	2/27/20 14:00	2/28/20 11:29		1.015	Not Detected	mg/L	0.002	0.01	U
* Cobalt, Total	2/27/20 14:00	2/28/20 11:29		1.015	Not Detected	mg/L	0.002	0.005	U
* Lead, Total	2/27/20 14:00	2/28/20 11:29		1.015	Not Detected	mg/L	0.001	0.005	U
* Molybdenum, Total	2/27/20 14:00	2/28/20 11:29		1.015	Not Detected	mg/L	0.002	0.01	U
* Selenium, Total	2/27/20 14:00	2/28/20 11:29		1.015	Not Detected	mg/L	0.002	0.01	U
* Thallium, Total	2/27/20 14:00	2/28/20 11:29		1.015	Not Detected	mg/L	0.0002	0.001	U
Analytical Method: EPA 245.1	***Analyst: GAS***								
* Mercury, Total by CVAA	2/26/20 11:43	2/27/20 11:24		1	Not Detected	mg/L	0.0003	0.0005	U
Analytical Method: SM 2540C	***Analyst: TJW***								
* Solids, Dissolved	2/21/20 14:18	2/26/20 09:36		1	206	mg/L		25	
Analytical Method: SM4500Cl E	***Analyst: JCC***								
* Chloride	2/21/20 10:59	2/21/20 10:59		1	5.02	mg/L	0.50	1	
Analytical Method: SM4500F G 2017	***Analyst: JCC***								
* Fluoride	2/21/20 14:14	2/21/20 14:14		1	0.0600	mg/L	0.05	0.1	J
Analytical Method: SM4500SO4 E	***Analyst: JCC***								
* Sulfate	2/20/20 11:46	2/20/20 11:46		1	0.571	mg/L	0.50	1	J
Analytical Method: Field Measurements	***Analyst: TJD***								
Conductivity	2/19/20 09:21	2/19/20 09:21			390.51	uS/cm			FA
pH	2/19/20 09:21	2/19/20 09:21			7.42	SU			FA
Temperature	2/19/20 09:21	2/19/20 09:21			16.64	C			FA
Turbidity	2/19/20 09:21	2/19/20 09:21			1.38	NTU			FA

MDL's and RL's are adjusted for sample dilution, as applicable

Comments:

Reported: 3/24/2020
Version: 3.1
COA_CCR

Alabama Power
General Test Laboratory
744 County Road 87, GSC #8
Calera, AL 35040

Batch QC Summary

Alabama Power

Customer Account: WMWGASAP
Sample Date: 2/19/20 09:25
Customer ID:
Delivery Date: 2/20/20 11:00

Description: Gaston Ash Pond - MW-13

Laboratory ID Number: BA03649

Sample	Analysis	Units	MB	MB Limit	Spike	MS	MSD	Standard	Standard Limit	Rec	Rec Limit	Prec	Prec Limit
BA03650	Barium, Total	mg/L	-0.00000941	0.0002	0.10	0.162	0.160	0.0962	0.085 to 0.115	96.8	70 to 130	1.09	20
BA03650	Selenium, Total	mg/L	-0.00000783	0.00066	0.10	0.0995	0.0994	0.104	0.085 to 0.115	99.5	70 to 130	0.0764	20
BA03649	Mercury, Total by CVAA	mg/L	0.0000251	0.0005	0.004	0.00408	0.00405	0.00386	0.0034 to 0.0046	102	70 to 130	0.737	20
BA03650	Cadmium, Total	mg/L	-0.00000260	0.0001474	0.10	0.0979	0.0982	0.100	0.085 to 0.115	97.9	70 to 130	0.308	20
BA03650	Molybdenum, Total	mg/L	0.00000508	0.0001474	0.10	0.0972	0.0963	0.0964	0.085 to 0.115	97.2	70 to 130	0.987	20
BA03650	Boron, Total	mg/L	0.00196	0.0650254	1.00	1.03	1.04	1.02	0.85 to 1.15	103	70 to 130	1.09	20
BA03650	Calcium, Total	mg/L	-0.0105	0.1518	5.00	71.9	74.5	5.25	4.25 to 5.75	40.3	70 to 130	3.58	20
BA03650	Cobalt, Total	mg/L	-0.00000317	0.0001474	0.10	0.0986	0.0970	0.0994	0.085 to 0.115	98.6	70 to 130	1.58	20
BA03650	Chromium, Total	mg/L	0.0000121	0.00044	0.10	0.0998	0.0990	0.101	0.085 to 0.115	99.8	70 to 130	0.822	20
BA03650	Antimony, Total	mg/L	0.000242	0.00066	0.10	0.0974	0.0971	0.0921	0.085 to 0.115	97.4	70 to 130	0.303	20
BA03650	Lithium, Total	mg/L	-0.0000317	0.0154	0.20	0.220	0.221	0.202	0.17 to 0.23	110	70 to 130	0.651	20
BA03650	Lead, Total	mg/L	0.00000007	0.0001474	0.10	0.0993	0.0994	0.0994	0.085 to 0.115	99.3	70 to 130	0.145	20
BA03650	Thallium, Total	mg/L	0.00000549	0.0001474	0.10	0.105	0.106	0.104	0.085 to 0.115	105	70 to 130	1.57	20
BA03650	Arsenic, Total	mg/L	0.0000138	0.0001474	0.10	0.104	0.103	0.103	0.085 to 0.115	104	70 to 130	0.963	20
BA03650	Beryllium, Total	mg/L	0.0000102	0.00088	0.10	0.105	0.0993	0.102	0.085 to 0.115	105	70 to 130	6.01	20

Comments:

Alabama Power
General Test Laboratory
744 County Road 87, GSC #8
Calera, AL 35040

Alabama Power

Batch QC Summary

Customer Account: WMWGASAP
Sample Date: 2/19/20 09:25
Customer ID:
Delivery Date: 2/20/20 11:00

Description: Gaston Ash Pond - MW-13

Laboratory ID Number: BA03649

Sample	Analysis	Units	MB	MB Limit	Spike	MS	Sample Duplicate	Standard	Standard Limit	Rec	Rec Limit	Prec	Prec Limit
BA03657	Chloride	mg/L	-0.0142	0.50	10.0	10.0	0.168	10.1	9 to 11	100	80 to 120	0.00	20
BA03657	Fluoride	mg/L	0.00679	0.05	2.50	2.56	-0.00067	2.54	2.25 to 2.75	102	80 to 120	0.00	20
BA03655	Solids, Dissolved	mg/L	-1.00	25			359	56.0	40 to 60			0.279	5
BA03657	Sulfate	mg/L	-0.586	0.50	20.0	19.2	-0.609	19.5	18 to 22	96.0	80 to 120	0.00	20

Comments:

Alabama Power
General Test Laboratory
744 County Road 87, GSC #8
Calera, AL 35040

Certificate Of Analysis

Alabama Power

Description: Gaston Ash Pond - MW-14

Location Code: WMWGASAP
Collected: 2/19/20 10:33
Customer ID:
Submittal Date: 2/20/20 11:00

Laboratory ID Number: BA03650

Name	Prepared	Analyzed	Vio Spec	DF	Results	Units	MDL	RL	Q
Analytical Method: EPA 200.7	***Analyst: RDA***				***Preparation Method: EPA 1638***				
* Boron, Total	3/2/20 14:50	3/3/20 11:28		1.015	Not Detected	mg/L	0.03	0.1	U
* Calcium, Total	3/2/20 14:50	3/3/20 12:08		10.15	69.9	mg/L	1.015	5.075	RA
* Lithium, Total	3/2/20 14:50	3/3/20 11:28		1.015	Not Detected	mg/L	0.01	0.02	U
Analytical Method: EPA 200.8	***Analyst: DLJ***				***Preparation Method: EPA 1638***				
* Antimony, Total	2/27/20 14:00	2/28/20 11:32		1.015	Not Detected	mg/L	0.0008	0.003	U
* Arsenic, Total	2/27/20 14:00	2/28/20 11:32		1.015	Not Detected	mg/L	0.001	0.005	U
* Barium, Total	2/27/20 14:00	2/28/20 11:32		1.015	0.0653	mg/L	0.002	0.01	
* Beryllium, Total	2/27/20 14:00	2/28/20 11:32		1.015	Not Detected	mg/L	0.0006	0.003	U
* Cadmium, Total	2/27/20 14:00	2/28/20 11:32		1.015	Not Detected	mg/L	0.0003	0.001	U
* Chromium, Total	2/27/20 14:00	2/28/20 11:32		1.015	Not Detected	mg/L	0.002	0.01	U
* Cobalt, Total	2/27/20 14:00	2/28/20 11:32		1.015	Not Detected	mg/L	0.002	0.005	U
* Lead, Total	2/27/20 14:00	2/28/20 11:32		1.015	Not Detected	mg/L	0.001	0.005	U
* Molybdenum, Total	2/27/20 14:00	2/28/20 11:32		1.015	Not Detected	mg/L	0.002	0.01	U
* Selenium, Total	2/27/20 14:00	2/28/20 11:32		1.015	Not Detected	mg/L	0.002	0.01	U
* Thallium, Total	2/27/20 14:00	2/28/20 11:32		1.015	Not Detected	mg/L	0.0002	0.001	U
Analytical Method: EPA 245.1	***Analyst: GAS***								
* Mercury, Total by CVAA	2/26/20 11:43	2/27/20 11:21		1	Not Detected	mg/L	0.0003	0.0005	U
Analytical Method: SM 2540C	***Analyst: TJW***								
* Solids, Dissolved	2/21/20 14:18	2/26/20 09:36		1	363	mg/L		25	
Analytical Method: SM4500Cl E	***Analyst: JCC***								
* Chloride	2/21/20 11:00	2/21/20 11:00		1	4.90	mg/L	0.50	1	
Analytical Method: SM4500F G 2017	***Analyst: JCC***								
* Fluoride	2/21/20 14:15	2/21/20 14:15		1	0.122	mg/L	0.05	0.1	
Analytical Method: SM4500SO4 E	***Analyst: JCC***								
* Sulfate	2/20/20 11:48	2/20/20 11:48		8	110	mg/L	4.00	8	
Analytical Method: Field Measurements	***Analyst: TJD***								
Conductivity	2/19/20 10:29	2/19/20 10:29			500.87	uS/cm			FA
pH	2/19/20 10:29	2/19/20 10:29			7.52	SU			FA
Temperature	2/19/20 10:29	2/19/20 10:29			18.23	C			FA
Turbidity	2/19/20 10:29	2/19/20 10:29			0.9	NTU			FA

MDL's and RL's are adjusted for sample dilution, as applicable

Comments:

Reported: 3/24/2020
Version: 3.1
COA_CCR

Alabama Power
General Test Laboratory
744 County Road 87, GSC #8
Calera, AL 35040

Batch QC Summary

Alabama Power

Customer Account: WMWGASAP
Sample Date: 2/19/20 10:33
Customer ID:
Delivery Date: 2/20/20 11:00

Description: Gaston Ash Pond - MW-14

Laboratory ID Number: BA03650

Sample	Analysis	Units	MB	MB Limit	Spike	MS	MSD	Standard	Standard Limit	Rec	Rec Limit	Prec	Prec Limit
BA03650	Arsenic, Total	mg/L	0.0000138	0.0001474	0.10	0.104	0.103	0.103	0.085 to 0.115	104	70 to 130	0.963	20
BA03650	Beryllium, Total	mg/L	0.0000102	0.00088	0.10	0.105	0.0993	0.102	0.085 to 0.115	105	70 to 130	6.01	20
BA03650	Boron, Total	mg/L	0.00196	0.0650254	1.00	1.03	1.04	1.02	0.85 to 1.15	103	70 to 130	1.09	20
BA03650	Calcium, Total	mg/L	-0.0105	0.1518	5.00	71.9	74.5	5.25	4.25 to 5.75	40.3	70 to 130	3.58	20
BA03650	Cobalt, Total	mg/L	-0.00000317	0.0001474	0.10	0.0986	0.0970	0.0994	0.085 to 0.115	98.6	70 to 130	1.58	20
BA03649	Mercury, Total by CVAA	mg/L	0.0000251	0.0005	0.004	0.00408	0.00405	0.00386	0.0034 to 0.0046	102	70 to 130	0.737	20
BA03650	Cadmium, Total	mg/L	-0.00000260	0.0001474	0.10	0.0979	0.0982	0.100	0.085 to 0.115	97.9	70 to 130	0.308	20
BA03650	Molybdenum, Total	mg/L	0.00000508	0.0001474	0.10	0.0972	0.0963	0.0964	0.085 to 0.115	97.2	70 to 130	0.987	20
BA03650	Chromium, Total	mg/L	0.0000121	0.00044	0.10	0.0998	0.0990	0.101	0.085 to 0.115	99.8	70 to 130	0.822	20
BA03650	Antimony, Total	mg/L	0.000242	0.00066	0.10	0.0974	0.0971	0.0921	0.085 to 0.115	97.4	70 to 130	0.303	20
BA03650	Lithium, Total	mg/L	-0.0000317	0.0154	0.20	0.220	0.221	0.202	0.17 to 0.23	110	70 to 130	0.651	20
BA03650	Lead, Total	mg/L	0.00000007	0.0001474	0.10	0.0993	0.0994	0.0994	0.085 to 0.115	99.3	70 to 130	0.145	20
BA03650	Thallium, Total	mg/L	0.00000549	0.0001474	0.10	0.105	0.106	0.104	0.085 to 0.115	105	70 to 130	1.57	20
BA03650	Barium, Total	mg/L	-0.00000941	0.0002	0.10	0.162	0.160	0.0962	0.085 to 0.115	96.8	70 to 130	1.09	20
BA03650	Selenium, Total	mg/L	-0.00000783	0.00066	0.10	0.0995	0.0994	0.104	0.085 to 0.115	99.5	70 to 130	0.0764	20

Comments:

Alabama Power
General Test Laboratory
744 County Road 87, GSC #8
Calera, AL 35040

Alabama Power

Batch QC Summary

Customer Account: WMWGASAP
Sample Date: 2/19/20 10:33
Customer ID:
Delivery Date: 2/20/20 11:00

Description: Gaston Ash Pond - MW-14

Laboratory ID Number: BA03650

Sample	Analysis	Units	MB	MB Limit	Spike	MS	Sample Duplicate	Standard	Standard Limit	Rec	Rec Limit	Prec	Prec Limit
BA03657	Chloride	mg/L	-0.0142	0.50	10.0	10.0	0.168	10.1	9 to 11	100	80 to 120	0.00	20
BA03657	Fluoride	mg/L	0.00679	0.05	2.50	2.56	-0.00067	2.54	2.25 to 2.75	102	80 to 120	0.00	20
BA03655	Solids, Dissolved	mg/L	-1.00	25			359	56.0	40 to 60			0.279	5
BA03657	Sulfate	mg/L	-0.586	0.50	20.0	19.2	-0.609	19.5	18 to 22	96.0	80 to 120	0.00	20

Comments:

Alabama Power
General Test Laboratory
744 County Road 87, GSC #8
Calera, AL 35040

Certificate Of Analysis

Alabama Power

Description: Gaston Ash Pond - MW-34V

Location Code: WMWGASAP
Collected: 2/19/20 15:10
Customer ID:
Submittal Date: 2/20/20 11:00

Laboratory ID Number: BA03651

Name	Prepared	Analyzed	Vio Spec	DF	Results	Units	MDL	RL	Q
Analytical Method: EPA 200.7	***Analyst: RDA***				***Preparation Method: EPA 1638***				
* Boron, Total	3/2/20 14:50	3/3/20 11:43		1.015	2.82	mg/L	0.03	0.1	
* Calcium, Total	3/2/20 14:50	3/3/20 12:35		10.15	124	mg/L	1.015	5.075	
* Lithium, Total	3/2/20 14:50	3/3/20 11:43		1.015	0.0380	mg/L	0.01	0.02	
Analytical Method: EPA 200.8	***Analyst: DLJ***				***Preparation Method: EPA 1638***				
* Antimony, Total	2/27/20 14:00	2/28/20 11:47		1.015	Not Detected	mg/L	0.0008	0.003	U
* Arsenic, Total	2/27/20 14:00	2/28/20 11:47		1.015	0.00393	mg/L	0.001	0.005	J
* Barium, Total	2/27/20 14:00	2/28/20 11:47		1.015	0.0576	mg/L	0.002	0.01	
* Beryllium, Total	2/27/20 14:00	2/28/20 11:47		1.015	Not Detected	mg/L	0.0006	0.003	U
* Cadmium, Total	2/27/20 14:00	2/28/20 11:47		1.015	Not Detected	mg/L	0.0003	0.001	U
* Chromium, Total	2/27/20 14:00	2/28/20 11:47		1.015	Not Detected	mg/L	0.002	0.01	U
* Cobalt, Total	2/27/20 14:00	2/28/20 11:47		1.015	Not Detected	mg/L	0.002	0.005	U
* Lead, Total	2/27/20 14:00	2/28/20 11:47		1.015	Not Detected	mg/L	0.001	0.005	U
* Molybdenum, Total	2/27/20 14:00	2/28/20 11:47		1.015	0.344	mg/L	0.002	0.01	
* Selenium, Total	2/27/20 14:00	2/28/20 11:47		1.015	Not Detected	mg/L	0.002	0.01	U
* Thallium, Total	2/27/20 14:00	2/28/20 11:47		1.015	Not Detected	mg/L	0.0002	0.001	U
Analytical Method: EPA 245.1	***Analyst: GAS***								
* Mercury, Total by CVAA	2/26/20 11:43	2/27/20 11:43		1	Not Detected	mg/L	0.0003	0.0005	U
Analytical Method: SM 2540C	***Analyst: TJW***								
* Solids, Dissolved	2/21/20 14:18	2/26/20 09:36		1	802	mg/L		50	
Analytical Method: SM4500Cl E	***Analyst: JCC***								
* Chloride	2/21/20 11:02	2/21/20 11:02		1	17.5	mg/L	0.50	1	
Analytical Method: SM4500F G 2017	***Analyst: JCC***								
* Fluoride	2/21/20 14:17	2/21/20 14:17		1	0.130	mg/L	0.05	0.1	
Analytical Method: SM4500SO4 E	***Analyst: JCC***								
* Sulfate	2/20/20 11:49	2/20/20 11:49		40	492	mg/L	20.00	40	
Analytical Method: Field Measurements	***Analyst: TJD***								
Conductivity	2/19/20 15:06	2/19/20 15:06			1125.82	uS/cm			FA
pH	2/19/20 15:06	2/19/20 15:06			8.09	SU			FA
Temperature	2/19/20 15:06	2/19/20 15:06			18.25	C			FA
Turbidity	2/19/20 15:06	2/19/20 15:06			1.54	NTU			FA

MDL's and RL's are adjusted for sample dilution, as applicable

Comments:

Reported: 3/24/2020
Version: 3.1
COA_CCR

Alabama Power
General Test Laboratory
744 County Road 87, GSC #8
Calera, AL 35040

Batch QC Summary

Alabama Power

Customer Account: WMWGASAP
Sample Date: 2/19/20 15:10
Customer ID:
Delivery Date: 2/20/20 11:00

Description: Gaston Ash Pond - MW-34V

Laboratory ID Number: BA03651

Sample	Analysis	Units	MB	MB Limit	Spike	MS	MSD	Standard	Standard Limit	Rec	Rec Limit	Prec	Prec Limit
BA03655	Mercury, Total by CVAA	mg/L	0.0000218	0.0005	0.004	0.00318	0.00317	0.00411	0.0034 to 0.0046	79.4	70 to 130	0.274	20
BA04050	Calcium, Total	mg/L	-0.0105	0.1518	5.00	128	131	5.25	4.25 to 5.75	85.8	70 to 130	2.43	20
BA04050	Chromium, Total	mg/L	0.0000121	0.00044	0.10	0.0953	0.0958	0.101	0.085 to 0.115	95.3	70 to 130	0.487	20
BA04050	Barium, Total	mg/L	-0.00000941	0.0002	0.10	0.180	0.187	0.0962	0.085 to 0.115	89.0	70 to 130	3.67	20
BA04050	Boron, Total	mg/L	0.00196	0.0650254	1.00	3.31	3.29	1.02	0.85 to 1.15	104	70 to 130	0.789	20
BA04050	Molybdenum, Total	mg/L	0.00000508	0.0001474	0.10	0.345	0.345	0.0964	0.085 to 0.115	87.6	70 to 130	0.0980	20
BA04050	Selenium, Total	mg/L	-0.00000783	0.00066	0.10	0.0961	0.0978	0.104	0.085 to 0.115	96.1	70 to 130	1.68	20
BA04050	Beryllium, Total	mg/L	0.0000102	0.00088	0.10	0.104	0.101	0.102	0.085 to 0.115	104	70 to 130	2.25	20
BA04050	Cobalt, Total	mg/L	-0.00000317	0.0001474	0.10	0.0958	0.0953	0.0994	0.085 to 0.115	95.8	70 to 130	0.455	20
BA04050	Thallium, Total	mg/L	0.00000549	0.0001474	0.10	0.105	0.102	0.104	0.085 to 0.115	105	70 to 130	2.49	20
BA04050	Lead, Total	mg/L	0.00000007	0.0001474	0.10	0.0984	0.0951	0.0994	0.085 to 0.115	98.4	70 to 130	3.41	20
BA04050	Antimony, Total	mg/L	0.000242	0.00066	0.10	0.0946	0.0952	0.0921	0.085 to 0.115	94.6	70 to 130	0.728	20
BA04050	Arsenic, Total	mg/L	0.0000138	0.0001474	0.10	0.100	0.100	0.103	0.085 to 0.115	98.0	70 to 130	0.0249	20
BA04050	Cadmium, Total	mg/L	-0.00000260	0.0001474	0.10	0.0951	0.0952	0.100	0.085 to 0.115	95.1	70 to 130	0.188	20
BA04050	Lithium, Total	mg/L	-0.0000317	0.0154	0.20	0.241	0.238	0.202	0.17 to 0.23	115	70 to 130	1.37	20

Comments:

Alabama Power
General Test Laboratory
744 County Road 87, GSC #8
Calera, AL 35040

Alabama Power

Batch QC Summary

Customer Account: WMWGASAP
Sample Date: 2/19/20 15:10
Customer ID:
Delivery Date: 2/20/20 11:00

Description: Gaston Ash Pond - MW-34V

Laboratory ID Number: BA03651

Sample	Analysis	Units	MB	MB Limit	Spike	MS	Sample Duplicate	Standard	Standard Limit	Rec	Rec Limit	Prec	Prec Limit
BA03657	Chloride	mg/L	-0.0142	0.50	10.0	10.0	0.168	10.1	9 to 11	100	80 to 120	0.00	20
BA03657	Fluoride	mg/L	0.00679	0.05	2.50	2.56	-0.00067	2.54	2.25 to 2.75	102	80 to 120	0.00	20
BA03655	Solids, Dissolved	mg/L	-1.00	25			359	56.0	40 to 60			0.279	5
BA03657	Sulfate	mg/L	-0.586	0.50	20.0	19.2	-0.609	19.5	18 to 22	96.0	80 to 120	0.00	20

Comments:

Alabama Power
General Test Laboratory
744 County Road 87, GSC #8
Calera, AL 35040

Certificate Of Analysis

Alabama Power

Description: Gaston Ash Pond - MW-30H

Location Code: WMWGASAP
Collected: 2/19/20 17:03
Customer ID:
Submittal Date: 2/20/20 11:00

Laboratory ID Number: BA03652

Name	Prepared	Analyzed	Vio Spec	DF	Results	Units	MDL	RL	Q
Analytical Method: EPA 200.7	***Analyst: RDA***				***Preparation Method: EPA 1638***				
* Boron, Total	3/2/20 14:50	3/3/20 11:46		1.015	0.0595	mg/L	0.03	0.1	J
* Calcium, Total	3/2/20 14:50	3/3/20 12:38		10.15	83.8	mg/L	1.015	5.075	
* Lithium, Total	3/2/20 14:50	3/3/20 11:46		1.015	0.0107	mg/L	0.01	0.02	J
Analytical Method: EPA 200.8	***Analyst: DLJ***				***Preparation Method: EPA 1638***				
* Antimony, Total	2/27/20 14:00	2/28/20 11:50		1.015	Not Detected	mg/L	0.0008	0.003	U
* Arsenic, Total	2/27/20 14:00	2/28/20 11:50		1.015	0.00651	mg/L	0.001	0.005	
* Barium, Total	2/27/20 14:00	2/28/20 11:50		1.015	0.109	mg/L	0.002	0.01	
* Beryllium, Total	2/27/20 14:00	2/28/20 11:50		1.015	Not Detected	mg/L	0.0006	0.003	U
* Cadmium, Total	2/27/20 14:00	2/28/20 11:50		1.015	Not Detected	mg/L	0.0003	0.001	U
* Chromium, Total	2/27/20 14:00	2/28/20 11:50		1.015	Not Detected	mg/L	0.002	0.01	U
* Cobalt, Total	2/27/20 14:00	2/28/20 11:50		1.015	Not Detected	mg/L	0.002	0.005	U
* Lead, Total	2/27/20 14:00	2/28/20 11:50		1.015	Not Detected	mg/L	0.001	0.005	U
* Molybdenum, Total	2/27/20 14:00	2/28/20 11:50		1.015	0.00389	mg/L	0.002	0.01	J
* Selenium, Total	2/27/20 14:00	2/28/20 11:50		1.015	Not Detected	mg/L	0.002	0.01	U
* Thallium, Total	2/27/20 14:00	2/28/20 11:50		1.015	Not Detected	mg/L	0.0002	0.001	U
Analytical Method: EPA 245.1	***Analyst: GAS***								
* Mercury, Total by CVAA	2/26/20 11:43	2/27/20 11:45		1	Not Detected	mg/L	0.0003	0.0005	U
Analytical Method: SM 2540C	***Analyst: TJW***								
* Solids, Dissolved	2/21/20 14:18	2/26/20 09:36		1	463	mg/L		25	
Analytical Method: SM4500Cl E	***Analyst: JCC***								
* Chloride	2/21/20 11:12	2/21/20 11:12		3	31.5	mg/L	1.50	3	
Analytical Method: SM4500F G 2017	***Analyst: JCC***								
* Fluoride	2/21/20 14:18	2/21/20 14:18		1	0.236	mg/L	0.05	0.1	
Analytical Method: SM4500SO4 E	***Analyst: JCC***								
* Sulfate	2/20/20 11:50	2/20/20 11:50		2	43.2	mg/L	1.00	2	
Analytical Method: Field Measurements	***Analyst: TJD***								
Conductivity	2/19/20 17:00	2/19/20 17:00			821.34	uS/cm			FA
pH	2/19/20 17:00	2/19/20 17:00			7.22	SU			FA
Temperature	2/19/20 17:00	2/19/20 17:00			18.57	C			FA
Turbidity	2/19/20 17:00	2/19/20 17:00			1.39	NTU			FA

MDL's and RL's are adjusted for sample dilution, as applicable

Comments:

Reported: 3/24/2020
Version: 3.1
COA_CCR

Alabama Power
General Test Laboratory
744 County Road 87, GSC #8
Calera, AL 35040

Batch QC Summary

Alabama Power

Customer Account: WMWGASAP
Sample Date: 2/19/20 17:03
Customer ID:
Delivery Date: 2/20/20 11:00

Description: Gaston Ash Pond - MW-30H

Laboratory ID Number: BA03652

Sample	Analysis	Units	MB	MB Limit	Spike	MS	MSD	Standard	Standard Limit	Rec	Rec Limit	Prec	Prec Limit
BA03655	Mercury, Total by CVAA	mg/L	0.0000218	0.0005	0.004	0.00318	0.00317	0.00411	0.0034 to 0.0046	79.4	70 to 130	0.274	20
BA04050	Barium, Total	mg/L	-0.00000941	0.0002	0.10	0.180	0.187	0.0962	0.085 to 0.115	89.0	70 to 130	3.67	20
BA04050	Boron, Total	mg/L	0.00196	0.0650254	1.00	3.31	3.29	1.02	0.85 to 1.15	104	70 to 130	0.789	20
BA04050	Molybdenum, Total	mg/L	0.00000508	0.0001474	0.10	0.345	0.345	0.0964	0.085 to 0.115	87.6	70 to 130	0.0980	20
BA04050	Selenium, Total	mg/L	-0.00000783	0.00066	0.10	0.0961	0.0978	0.104	0.085 to 0.115	96.1	70 to 130	1.68	20
BA04050	Beryllium, Total	mg/L	0.0000102	0.00088	0.10	0.104	0.101	0.102	0.085 to 0.115	104	70 to 130	2.25	20
BA04050	Cobalt, Total	mg/L	-0.00000317	0.0001474	0.10	0.0958	0.0953	0.0994	0.085 to 0.115	95.8	70 to 130	0.455	20
BA04050	Thallium, Total	mg/L	0.00000549	0.0001474	0.10	0.105	0.102	0.104	0.085 to 0.115	105	70 to 130	2.49	20
BA04050	Arsenic, Total	mg/L	0.0000138	0.0001474	0.10	0.100	0.100	0.103	0.085 to 0.115	98.0	70 to 130	0.0249	20
BA04050	Cadmium, Total	mg/L	-0.00000260	0.0001474	0.10	0.0951	0.0952	0.100	0.085 to 0.115	95.1	70 to 130	0.188	20
BA04050	Lithium, Total	mg/L	-0.0000317	0.0154	0.20	0.241	0.238	0.202	0.17 to 0.23	115	70 to 130	1.37	20
BA04050	Lead, Total	mg/L	0.00000007	0.0001474	0.10	0.0984	0.0951	0.0994	0.085 to 0.115	98.4	70 to 130	3.41	20
BA04050	Antimony, Total	mg/L	0.000242	0.00066	0.10	0.0946	0.0952	0.0921	0.085 to 0.115	94.6	70 to 130	0.728	20
BA04050	Calcium, Total	mg/L	-0.0105	0.1518	5.00	128	131	5.25	4.25 to 5.75	85.8	70 to 130	2.43	20
BA04050	Chromium, Total	mg/L	0.0000121	0.00044	0.10	0.0953	0.0958	0.101	0.085 to 0.115	95.3	70 to 130	0.487	20

Comments:

Alabama Power
General Test Laboratory
744 County Road 87, GSC #8
Calera, AL 35040

Alabama Power

Batch QC Summary

Customer Account: WMWGASAP
Sample Date: 2/19/20 17:03
Customer ID:
Delivery Date: 2/20/20 11:00

Description: Gaston Ash Pond - MW-30H

Laboratory ID Number: BA03652

Sample	Analysis	Units	MB	MB Limit	Spike	MS	Sample Duplicate	Standard	Standard Limit	Rec	Rec Limit	Prec	Prec Limit
BA03657	Fluoride	mg/L	0.00679	0.05	2.50	2.56	-0.00067	2.54	2.25 to 2.75	102	80 to 120	0.00	20
BA03657	Chloride	mg/L	-0.0142	0.50	10.0	10.0	0.168	10.1	9 to 11	100	80 to 120	0.00	20
BA03655	Solids, Dissolved	mg/L	-1.00	25			359	56.0	40 to 60			0.279	5
BA03657	Sulfate	mg/L	-0.586	0.50	20.0	19.2	-0.609	19.5	18 to 22	96.0	80 to 120	0.00	20

Comments:

Reported: 3/24/2020
Version: 3.1
COA_CCR

Alabama Power
General Test Laboratory
744 County Road 87, GSC #8
Calera, AL 35040

Certificate Of Analysis

Alabama Power

Description: Gaston Ash Pond - MW-26

Location Code: WMWGASAP
Collected: 2/19/20 09:50
Customer ID:
Submittal Date: 2/20/20 11:00

Laboratory ID Number: BA03653

Name	Prepared	Analyzed	Vio Spec	DF	Results	Units	MDL	RL	Q
Analytical Method: EPA 200.7	***Analyst: RDA***				***Preparation Method: EPA 1638***				
* Boron, Total	3/2/20 14:50	3/3/20 11:49		1.015	1.34	mg/L	0.03	0.1	
* Calcium, Total	3/2/20 14:50	3/3/20 12:41		10.15	73.7	mg/L	1.015	5.075	
* Lithium, Total	3/2/20 14:50	3/3/20 11:49		1.015	Not Detected	mg/L	0.01	0.02	U
Analytical Method: EPA 200.8	***Analyst: DLJ***				***Preparation Method: EPA 1638***				
* Antimony, Total	2/27/20 14:00	2/28/20 11:53		1.015	Not Detected	mg/L	0.0008	0.003	U
* Arsenic, Total	2/27/20 14:00	2/28/20 11:53		1.015	Not Detected	mg/L	0.001	0.005	U
* Barium, Total	2/27/20 14:00	2/28/20 11:53		1.015	0.0166	mg/L	0.002	0.01	
* Beryllium, Total	2/27/20 14:00	2/28/20 11:53		1.015	Not Detected	mg/L	0.0006	0.003	U
* Cadmium, Total	2/27/20 14:00	2/28/20 11:53		1.015	Not Detected	mg/L	0.0003	0.001	U
* Chromium, Total	2/27/20 14:00	2/28/20 11:53		1.015	Not Detected	mg/L	0.002	0.01	U
* Cobalt, Total	2/27/20 14:00	2/28/20 11:53		1.015	Not Detected	mg/L	0.002	0.005	U
* Lead, Total	2/27/20 14:00	2/28/20 11:53		1.015	Not Detected	mg/L	0.001	0.005	U
* Molybdenum, Total	2/27/20 14:00	2/28/20 11:53		1.015	Not Detected	mg/L	0.002	0.01	U
* Selenium, Total	2/27/20 14:00	2/28/20 11:53		1.015	Not Detected	mg/L	0.002	0.01	U
* Thallium, Total	2/27/20 14:00	2/28/20 11:53		1.015	Not Detected	mg/L	0.0002	0.001	U
Analytical Method: EPA 245.1	***Analyst: GAS***								
* Mercury, Total by CVAA	2/26/20 11:43	2/27/20 11:47		1	Not Detected	mg/L	0.0003	0.0005	U
Analytical Method: SM 2540C	***Analyst: TJW***								
* Solids, Dissolved	2/21/20 14:18	2/26/20 09:36		1	423	mg/L		25	
Analytical Method: SM4500Cl E	***Analyst: JCC***								
* Chloride	2/21/20 11:14	2/21/20 11:14		5	43.2	mg/L	2.50	5	
Analytical Method: SM4500F G 2017	***Analyst: JCC***								
* Fluoride	2/21/20 14:19	2/21/20 14:19		1	Not Detected	mg/L	0.05	0.1	U
Analytical Method: SM4500SO4 E	***Analyst: JCC***								
* Sulfate	2/20/20 11:51	2/20/20 11:51		8	143	mg/L	4.00	8	
Analytical Method: Field Measurements	***Analyst: DKG***								
Conductivity	2/19/20 09:46	2/19/20 09:46			572.72	uS/cm			FA
pH	2/19/20 09:46	2/19/20 09:46			7.54	SU			FA
Temperature	2/19/20 09:46	2/19/20 09:46			15.72	C			FA
Turbidity	2/19/20 09:46	2/19/20 09:46			0.36	NTU			FA

MDL's and RL's are adjusted for sample dilution, as applicable

Comments:

Reported: 3/24/2020
Version: 3.1
COA_CCR

Alabama Power
General Test Laboratory
744 County Road 87, GSC #8
Calera, AL 35040

Batch QC Summary

Alabama Power

Customer Account: WMWGASAP
Sample Date: 2/19/20 09:50
Customer ID:
Delivery Date: 2/20/20 11:00

Description: Gaston Ash Pond - MW-26

Laboratory ID Number: BA03653

Sample	Analysis	Units	MB	MB Limit	Spike	MS	MSD	Standard	Standard Limit	Rec	Rec Limit	Prec	Prec Limit
BA03655	Mercury, Total by CVAA	mg/L	0.0000218	0.0005	0.004	0.00318	0.00317	0.00411	0.0034 to 0.0046	79.4	70 to 130	0.274	20
BA04050	Calcium, Total	mg/L	-0.0105	0.1518	5.00	128	131	5.25	4.25 to 5.75	85.8	70 to 130	2.43	20
BA04050	Chromium, Total	mg/L	0.0000121	0.00044	0.10	0.0953	0.0958	0.101	0.085 to 0.115	95.3	70 to 130	0.487	20
BA04050	Lead, Total	mg/L	0.00000007	0.0001474	0.10	0.0984	0.0951	0.0994	0.085 to 0.115	98.4	70 to 130	3.41	20
BA04050	Antimony, Total	mg/L	0.000242	0.00066	0.10	0.0946	0.0952	0.0921	0.085 to 0.115	94.6	70 to 130	0.728	20
BA04050	Beryllium, Total	mg/L	0.0000102	0.00088	0.10	0.104	0.101	0.102	0.085 to 0.115	104	70 to 130	2.25	20
BA04050	Cobalt, Total	mg/L	-0.00000317	0.0001474	0.10	0.0958	0.0953	0.0994	0.085 to 0.115	95.8	70 to 130	0.455	20
BA04050	Thallium, Total	mg/L	0.00000549	0.0001474	0.10	0.105	0.102	0.104	0.085 to 0.115	105	70 to 130	2.49	20
BA04050	Barium, Total	mg/L	-0.00000941	0.0002	0.10	0.180	0.187	0.0962	0.085 to 0.115	89.0	70 to 130	3.67	20
BA04050	Boron, Total	mg/L	0.00196	0.0650254	1.00	3.31	3.29	1.02	0.85 to 1.15	104	70 to 130	0.789	20
BA04050	Molybdenum, Total	mg/L	0.00000508	0.0001474	0.10	0.345	0.345	0.0964	0.085 to 0.115	87.6	70 to 130	0.0980	20
BA04050	Selenium, Total	mg/L	-0.00000783	0.00066	0.10	0.0961	0.0978	0.104	0.085 to 0.115	96.1	70 to 130	1.68	20
BA04050	Arsenic, Total	mg/L	0.0000138	0.0001474	0.10	0.100	0.100	0.103	0.085 to 0.115	98.0	70 to 130	0.0249	20
BA04050	Cadmium, Total	mg/L	-0.00000260	0.0001474	0.10	0.0951	0.0952	0.100	0.085 to 0.115	95.1	70 to 130	0.188	20
BA04050	Lithium, Total	mg/L	-0.0000317	0.0154	0.20	0.241	0.238	0.202	0.17 to 0.23	115	70 to 130	1.37	20

Comments:

Alabama Power
General Test Laboratory
744 County Road 87, GSC #8
Calera, AL 35040

Alabama Power

Batch QC Summary

Customer Account: WMWGASAP
Sample Date: 2/19/20 09:50
Customer ID:
Delivery Date: 2/20/20 11:00

Description: Gaston Ash Pond - MW-26

Laboratory ID Number: BA03653

Sample	Analysis	Units	MB	MB Limit	Spike	MS	Sample Duplicate	Standard	Standard Limit	Rec	Rec Limit	Prec	Prec Limit
BA03657	Chloride	mg/L	-0.0142	0.50	10.0	10.0	0.168	10.1	9 to 11	100	80 to 120	0.00	20
BA03657	Fluoride	mg/L	0.00679	0.05	2.50	2.56	-0.00067	2.54	2.25 to 2.75	102	80 to 120	0.00	20
BA03655	Solids, Dissolved	mg/L	-1.00	25			359	56.0	40 to 60			0.279	5
BA03657	Sulfate	mg/L	-0.586	0.50	20.0	19.2	-0.609	19.5	18 to 22	96.0	80 to 120	0.00	20

Comments:

Reported: 3/24/2020
Version: 3.1
COA_CCR

Alabama Power
General Test Laboratory
744 County Road 87, GSC #8
Calera, AL 35040

Certificate Of Analysis

Alabama Power

Description: Gaston Ash Pond - MW-23D

Location Code: WMWGASAP
Collected: 2/19/20 11:15
Customer ID:
Submittal Date: 2/20/20 11:00

Laboratory ID Number: BA03654

Name	Prepared	Analyzed	Vio Spec	DF	Results	Units	MDL	RL	Q
Analytical Method: EPA 200.7	***Analyst: RDA***				***Preparation Method: EPA 1638***				
* Boron, Total	3/2/20 14:50	3/3/20 11:52		1.015	1.54	mg/L	0.03	0.1	
* Calcium, Total	3/2/20 14:50	3/3/20 12:44		10.15	61.5	mg/L	1.015	5.075	
* Lithium, Total	3/2/20 14:50	3/3/20 11:52		1.015	Not Detected	mg/L	0.01	0.02	U
Analytical Method: EPA 200.8	***Analyst: DLJ***				***Preparation Method: EPA 1638***				
* Antimony, Total	2/27/20 14:00	2/28/20 11:55		1.015	Not Detected	mg/L	0.0008	0.003	U
* Arsenic, Total	2/27/20 14:00	2/28/20 11:55		1.015	Not Detected	mg/L	0.001	0.005	U
* Barium, Total	2/27/20 14:00	2/28/20 11:55		1.015	0.0520	mg/L	0.002	0.01	
* Beryllium, Total	2/27/20 14:00	2/28/20 11:55		1.015	Not Detected	mg/L	0.0006	0.003	U
* Cadmium, Total	2/27/20 14:00	2/28/20 11:55		1.015	Not Detected	mg/L	0.0003	0.001	U
* Chromium, Total	2/27/20 14:00	2/28/20 11:55		1.015	Not Detected	mg/L	0.002	0.01	U
* Cobalt, Total	2/27/20 14:00	2/28/20 11:55		1.015	Not Detected	mg/L	0.002	0.005	U
* Lead, Total	2/27/20 14:00	2/28/20 11:55		1.015	Not Detected	mg/L	0.001	0.005	U
* Molybdenum, Total	2/27/20 14:00	2/28/20 11:55		1.015	0.00770	mg/L	0.002	0.01	J
* Selenium, Total	2/27/20 14:00	2/28/20 11:55		1.015	Not Detected	mg/L	0.002	0.01	U
* Thallium, Total	2/27/20 14:00	2/28/20 11:55		1.015	Not Detected	mg/L	0.0002	0.001	U
Analytical Method: EPA 245.1	***Analyst: GAS***								
* Mercury, Total by CVAA	2/26/20 11:43	2/27/20 11:50		1	Not Detected	mg/L	0.0003	0.0005	U
Analytical Method: SM 2540C	***Analyst: TJW***								
* Solids, Dissolved	2/21/20 14:18	2/26/20 09:36		1	436	mg/L		25	
Analytical Method: SM4500Cl E	***Analyst: JCC***								
* Chloride	2/21/20 11:15	2/21/20 11:15		5	64.0	mg/L	2.50	5	
Analytical Method: SM4500F G 2017	***Analyst: JCC***								
* Fluoride	2/21/20 14:20	2/21/20 14:20		1	Not Detected	mg/L	0.05	0.1	U
Analytical Method: SM4500SO4 E	***Analyst: JCC***								
* Sulfate	2/20/20 11:52	2/20/20 11:52		8	119	mg/L	4.00	8	
Analytical Method: Field Measurements	***Analyst: DKG***								
Conductivity	2/19/20 11:11	2/19/20 11:11			614.83	uS/cm			FA
pH	2/19/20 11:11	2/19/20 11:11			7.92	SU			FA
Temperature	2/19/20 11:11	2/19/20 11:11			17.56	C			FA
Turbidity	2/19/20 11:11	2/19/20 11:11			0.47	NTU			FA

MDL's and RL's are adjusted for sample dilution, as applicable

Comments:

Reported: 3/24/2020
Version: 3.1
COA_CCR

Alabama Power
General Test Laboratory
744 County Road 87, GSC #8
Calera, AL 35040

Batch QC Summary

Alabama Power

Customer Account: WMWGASAP
Sample Date: 2/19/20 11:15
Customer ID:
Delivery Date: 2/20/20 11:00

Description: Gaston Ash Pond - MW-23D

Laboratory ID Number: BA03654

Sample	Analysis	Units	MB	MB Limit	Spike	MS	MSD	Standard	Standard Limit	Rec	Rec Limit	Prec	Prec Limit
BA03655	Mercury, Total by CVAA	mg/L	0.0000218	0.0005	0.004	0.00318	0.00317	0.00411	0.0034 to 0.0046	79.4	70 to 130	0.274	20
BA04050	Lead, Total	mg/L	0.00000007	0.0001474	0.10	0.0984	0.0951	0.0994	0.085 to 0.115	98.4	70 to 130	3.41	20
BA04050	Antimony, Total	mg/L	0.000242	0.00066	0.10	0.0946	0.0952	0.0921	0.085 to 0.115	94.6	70 to 130	0.728	20
BA04050	Beryllium, Total	mg/L	0.0000102	0.00088	0.10	0.104	0.101	0.102	0.085 to 0.115	104	70 to 130	2.25	20
BA04050	Cobalt, Total	mg/L	-0.00000317	0.0001474	0.10	0.0958	0.0953	0.0994	0.085 to 0.115	95.8	70 to 130	0.455	20
BA04050	Thallium, Total	mg/L	0.00000549	0.0001474	0.10	0.105	0.102	0.104	0.085 to 0.115	105	70 to 130	2.49	20
BA04050	Calcium, Total	mg/L	-0.0105	0.1518	5.00	128	131	5.25	4.25 to 5.75	85.8	70 to 130	2.43	20
BA04050	Chromium, Total	mg/L	0.0000121	0.00044	0.10	0.0953	0.0958	0.101	0.085 to 0.115	95.3	70 to 130	0.487	20
BA04050	Arsenic, Total	mg/L	0.0000138	0.0001474	0.10	0.100	0.100	0.103	0.085 to 0.115	98.0	70 to 130	0.0249	20
BA04050	Cadmium, Total	mg/L	-0.00000260	0.0001474	0.10	0.0951	0.0952	0.100	0.085 to 0.115	95.1	70 to 130	0.188	20
BA04050	Lithium, Total	mg/L	-0.0000317	0.0154	0.20	0.241	0.238	0.202	0.17 to 0.23	115	70 to 130	1.37	20
BA04050	Barium, Total	mg/L	-0.00000941	0.0002	0.10	0.180	0.187	0.0962	0.085 to 0.115	89.0	70 to 130	3.67	20
BA04050	Boron, Total	mg/L	0.00196	0.0650254	1.00	3.31	3.29	1.02	0.85 to 1.15	104	70 to 130	0.789	20
BA04050	Molybdenum, Total	mg/L	0.00000508	0.0001474	0.10	0.345	0.345	0.0964	0.085 to 0.115	87.6	70 to 130	0.0980	20
BA04050	Selenium, Total	mg/L	-0.00000783	0.00066	0.10	0.0961	0.0978	0.104	0.085 to 0.115	96.1	70 to 130	1.68	20

Comments:

Reported: 3/24/2020
Version: 3.1
COA_CCR

Alabama Power
General Test Laboratory
744 County Road 87, GSC #8
Calera, AL 35040

Alabama Power

Batch QC Summary

Customer Account: WMWGASAP
Sample Date: 2/19/20 11:15
Customer ID:
Delivery Date: 2/20/20 11:00

Description: Gaston Ash Pond - MW-23D

Laboratory ID Number: BA03654

Sample	Analysis	Units	MB	MB Limit	Spike	MS	Sample Duplicate	Standard	Standard Limit	Rec	Rec Limit	Prec	Prec Limit
BA03657	Fluoride	mg/L	0.00679	0.05	2.50	2.56	-0.00067	2.54	2.25 to 2.75	102	80 to 120	0.00	20
BA03657	Chloride	mg/L	-0.0142	0.50	10.0	10.0	0.168	10.1	9 to 11	100	80 to 120	0.00	20
BA03655	Solids, Dissolved	mg/L	-1.00	25			359	56.0	40 to 60			0.279	5
BA03657	Sulfate	mg/L	-0.586	0.50	20.0	19.2	-0.609	19.5	18 to 22	96.0	80 to 120	0.00	20

Comments:

Reported: 3/24/2020
Version: 3.1
COA_CCR

Alabama Power
General Test Laboratory
744 County Road 87, GSC #8
Calera, AL 35040

Certificate Of Analysis

Alabama Power

Description: Gaston Ash Pond - MW-23S

Location Code: WMWGASAP
Collected: 2/19/20 12:18
Customer ID:
Submittal Date: 2/20/20 11:00

Laboratory ID Number: BA03655

Name	Prepared	Analyzed	Vio Spec	DF	Results	Units	MDL	RL	Q
Analytical Method: EPA 200.7	***Analyst: RDA***				***Preparation Method: EPA 1638***				
* Boron, Total	3/2/20 14:50	3/3/20 11:55		1.015	1.20	mg/L	0.03	0.1	
* Calcium, Total	3/2/20 14:50	3/3/20 12:47		10.15	73.5	mg/L	1.015	5.075	
* Lithium, Total	3/2/20 14:50	3/3/20 11:55		1.015	Not Detected	mg/L	0.01	0.02	U
Analytical Method: EPA 200.8	***Analyst: DLJ***				***Preparation Method: EPA 1638***				
* Antimony, Total	2/27/20 14:00	2/28/20 11:58		1.015	Not Detected	mg/L	0.0008	0.003	U
* Arsenic, Total	2/27/20 14:00	2/28/20 11:58		1.015	Not Detected	mg/L	0.001	0.005	U
* Barium, Total	2/27/20 14:00	2/28/20 11:58		1.015	0.0443	mg/L	0.002	0.01	
* Beryllium, Total	2/27/20 14:00	2/28/20 11:58		1.015	Not Detected	mg/L	0.0006	0.003	U
* Cadmium, Total	2/27/20 14:00	2/28/20 11:58		1.015	Not Detected	mg/L	0.0003	0.001	U
* Chromium, Total	2/27/20 14:00	2/28/20 11:58		1.015	Not Detected	mg/L	0.002	0.01	U
* Cobalt, Total	2/27/20 14:00	2/28/20 11:58		1.015	Not Detected	mg/L	0.002	0.005	U
* Lead, Total	2/27/20 14:00	2/28/20 11:58		1.015	Not Detected	mg/L	0.001	0.005	U
* Molybdenum, Total	2/27/20 14:00	2/28/20 11:58		1.015	0.0274	mg/L	0.002	0.01	
* Selenium, Total	2/27/20 14:00	2/28/20 11:58		1.015	Not Detected	mg/L	0.002	0.01	U
* Thallium, Total	2/27/20 14:00	2/28/20 11:58		1.015	Not Detected	mg/L	0.0002	0.001	U
Analytical Method: EPA 245.1	***Analyst: GAS***								
* Mercury, Total by CVAA	2/26/20 08:55	2/27/20 11:57		1	Not Detected	mg/L	0.0003	0.0005	U
Analytical Method: SM 2540C	***Analyst: TJW***								
* Solids, Dissolved	2/21/20 14:18	2/26/20 09:36		1	357	mg/L		25	
Analytical Method: SM4500Cl E	***Analyst: JCC***								
* Chloride	2/21/20 11:16	2/21/20 11:16		5	42.0	mg/L	2.50	5	
Analytical Method: SM4500F G 2017	***Analyst: JCC***								
* Fluoride	2/21/20 14:21	2/21/20 14:21		1	0.0647	mg/L	0.05	0.1	J
Analytical Method: SM4500SO4 E	***Analyst: JCC***								
* Sulfate	2/20/20 11:54	2/20/20 11:54		4	69.4	mg/L	2.00	4	
Analytical Method: Field Measurements	***Analyst: DKG***								
Conductivity	2/19/20 12:14	2/19/20 12:14			547.92	uS/cm			FA
pH	2/19/20 12:14	2/19/20 12:14			7.36	SU			FA
Temperature	2/19/20 12:14	2/19/20 12:14			16.88	C			FA
Turbidity	2/19/20 12:14	2/19/20 12:14			1.12	NTU			FA

MDL's and RL's are adjusted for sample dilution, as applicable

Comments:

Reported: 3/24/2020
Version: 3.1
COA_CCR

Alabama Power
General Test Laboratory
744 County Road 87, GSC #8
Calera, AL 35040

Batch QC Summary

Alabama Power

Customer Account: WMWGASAP
Sample Date: 2/19/20 12:18
Customer ID:
Delivery Date: 2/20/20 11:00

Description: Gaston Ash Pond - MW-23S

Laboratory ID Number: BA03655

Sample	Analysis	Units	MB	MB Limit	Spike	MS	MSD	Standard	Standard Limit	Rec	Rec Limit	Prec	Prec Limit
BA03655	Mercury, Total by CVAA	mg/L	0.0000218	0.0005	0.004	0.00318	0.00317	0.00411	0.0034 to 0.0046	79.4	70 to 130	0.274	20
BA04050	Calcium, Total	mg/L	-0.0105	0.1518	5.00	128	131	5.25	4.25 to 5.75	85.8	70 to 130	2.43	20
BA04050	Chromium, Total	mg/L	0.0000121	0.00044	0.10	0.0953	0.0958	0.101	0.085 to 0.115	95.3	70 to 130	0.487	20
BA04050	Lead, Total	mg/L	0.00000007	0.0001474	0.10	0.0984	0.0951	0.0994	0.085 to 0.115	98.4	70 to 130	3.41	20
BA04050	Antimony, Total	mg/L	0.000242	0.00066	0.10	0.0946	0.0952	0.0921	0.085 to 0.115	94.6	70 to 130	0.728	20
BA04050	Beryllium, Total	mg/L	0.0000102	0.00088	0.10	0.104	0.101	0.102	0.085 to 0.115	104	70 to 130	2.25	20
BA04050	Cobalt, Total	mg/L	-0.00000317	0.0001474	0.10	0.0958	0.0953	0.0994	0.085 to 0.115	95.8	70 to 130	0.455	20
BA04050	Thallium, Total	mg/L	0.00000549	0.0001474	0.10	0.105	0.102	0.104	0.085 to 0.115	105	70 to 130	2.49	20
BA04050	Barium, Total	mg/L	-0.00000941	0.0002	0.10	0.180	0.187	0.0962	0.085 to 0.115	89.0	70 to 130	3.67	20
BA04050	Boron, Total	mg/L	0.00196	0.0650254	1.00	3.31	3.29	1.02	0.85 to 1.15	104	70 to 130	0.789	20
BA04050	Molybdenum, Total	mg/L	0.00000508	0.0001474	0.10	0.345	0.345	0.0964	0.085 to 0.115	87.6	70 to 130	0.0980	20
BA04050	Selenium, Total	mg/L	-0.00000783	0.00066	0.10	0.0961	0.0978	0.104	0.085 to 0.115	96.1	70 to 130	1.68	20
BA04050	Arsenic, Total	mg/L	0.0000138	0.0001474	0.10	0.100	0.100	0.103	0.085 to 0.115	98.0	70 to 130	0.0249	20
BA04050	Cadmium, Total	mg/L	-0.00000260	0.0001474	0.10	0.0951	0.0952	0.100	0.085 to 0.115	95.1	70 to 130	0.188	20
BA04050	Lithium, Total	mg/L	-0.0000317	0.0154	0.20	0.241	0.238	0.202	0.17 to 0.23	115	70 to 130	1.37	20

Comments:

Alabama Power
General Test Laboratory
744 County Road 87, GSC #8
Calera, AL 35040

Alabama Power

Batch QC Summary

Customer Account: WMWGASAP
Sample Date: 2/19/20 12:18
Customer ID:
Delivery Date: 2/20/20 11:00

Description: Gaston Ash Pond - MW-23S

Laboratory ID Number: BA03655

Sample	Analysis	Units	MB	MB Limit	Spike	MS	Sample Duplicate	Standard	Standard Limit	Rec	Rec Limit	Prec	Prec Limit
BA03657	Fluoride	mg/L	0.00679	0.05	2.50	2.56	-0.00067	2.54	2.25 to 2.75	102	80 to 120	0.00	20
BA03657	Chloride	mg/L	-0.0142	0.50	10.0	10.0	0.168	10.1	9 to 11	100	80 to 120	0.00	20
BA03655	Solids, Dissolved	mg/L	-1.00	25			359	56.0	40 to 60			0.279	5
BA03657	Sulfate	mg/L	-0.586	0.50	20.0	19.2	-0.609	19.5	18 to 22	96.0	80 to 120	0.00	20

Comments:

Reported: 3/24/2020
Version: 3.1
COA_CCR

Alabama Power
General Test Laboratory
744 County Road 87, GSC #8
Calera, AL 35040

Certificate Of Analysis

Alabama Power

Description: Gaston Ash Pond - MW-3

Location Code: WMWGASAP
Collected: 2/19/20 14:25
Customer ID:
Submittal Date: 2/20/20 11:00

Laboratory ID Number: BA03656

Name	Prepared	Analyzed	Vio Spec	DF	Results	Units	MDL	RL	Q
Analytical Method: EPA 200.7	***Analyst: RDA***				***Preparation Method: EPA 1638***				
* Boron, Total	3/2/20 14:50	3/3/20 11:58		1.015	Not Detected	mg/L	0.03	0.1	U
* Calcium, Total	3/2/20 14:50	3/3/20 11:58		1.015	32.3	mg/L	0.1	0.5	
* Lithium, Total	3/2/20 14:50	3/3/20 11:58		1.015	Not Detected	mg/L	0.01	0.02	U
Analytical Method: EPA 200.8	***Analyst: DLJ***				***Preparation Method: EPA 1638***				
* Antimony, Total	2/27/20 14:00	2/28/20 12:01		1.015	Not Detected	mg/L	0.0008	0.003	U
* Arsenic, Total	2/27/20 14:00	2/28/20 12:01		1.015	Not Detected	mg/L	0.001	0.005	U
* Barium, Total	2/27/20 14:00	2/28/20 12:01		1.015	0.00697	mg/L	0.002	0.01	J
* Beryllium, Total	2/27/20 14:00	2/28/20 12:01		1.015	Not Detected	mg/L	0.0006	0.003	U
* Cadmium, Total	2/27/20 14:00	2/28/20 12:01		1.015	Not Detected	mg/L	0.0003	0.001	U
* Chromium, Total	2/27/20 14:00	2/28/20 12:01		1.015	Not Detected	mg/L	0.002	0.01	U
* Cobalt, Total	2/27/20 14:00	2/28/20 12:01		1.015	Not Detected	mg/L	0.002	0.005	U
* Lead, Total	2/27/20 14:00	2/28/20 12:01		1.015	Not Detected	mg/L	0.001	0.005	U
* Molybdenum, Total	2/27/20 14:00	2/28/20 12:01		1.015	0.00575	mg/L	0.002	0.01	J
* Selenium, Total	2/27/20 14:00	2/28/20 12:01		1.015	Not Detected	mg/L	0.002	0.01	U
* Thallium, Total	2/27/20 14:00	2/28/20 12:01		1.015	Not Detected	mg/L	0.0002	0.001	U
Analytical Method: EPA 245.1	***Analyst: GAS***								
* Mercury, Total by CVAA	2/26/20 11:43	2/27/20 11:52		1	Not Detected	mg/L	0.0003	0.0005	U
Analytical Method: SM 2540C	***Analyst: TJW***								
* Solids, Dissolved	2/21/20 14:18	2/26/20 09:36		1	149	mg/L		25	
Analytical Method: SM4500Cl E	***Analyst: JCC***								
* Chloride	2/21/20 11:08	2/21/20 11:08		1	1.81	mg/L	0.50	1	
Analytical Method: SM4500F G 2017	***Analyst: JCC***								
* Fluoride	2/21/20 14:23	2/21/20 14:23		1	Not Detected	mg/L	0.05	0.1	U
Analytical Method: SM4500SO4 E	***Analyst: JCC***								
* Sulfate	2/20/20 11:55	2/20/20 11:55		1	3.73	mg/L	0.50	1	
Analytical Method: Field Measurements	***Analyst: DKG***								
Conductivity	2/19/20 14:21	2/19/20 14:21			233.96	uS/cm			FA
pH	2/19/20 14:21	2/19/20 14:21			7.80	SU			FA
Temperature	2/19/20 14:21	2/19/20 14:21			16.86	C			FA
Turbidity	2/19/20 14:21	2/19/20 14:21			0.24	NTU			FA

MDL's and RL's are adjusted for sample dilution, as applicable

Comments:

Reported: 3/24/2020
Version: 3.1
COA_CCR

Alabama Power
General Test Laboratory
744 County Road 87, GSC #8
Calera, AL 35040

Batch QC Summary

Alabama Power

Customer Account: WMWGASAP
Sample Date: 2/19/20 14:25
Customer ID:
Delivery Date: 2/20/20 11:00

Description: Gaston Ash Pond - MW-3

Laboratory ID Number: BA03656

Sample	Analysis	Units	MB	MB Limit	Spike	MS	MSD	Standard	Standard Limit	Rec	Rec Limit	Prec	Prec Limit
BA03655	Mercury, Total by CVAA	mg/L	0.0000218	0.0005	0.004	0.00318	0.00317	0.00411	0.0034 to 0.0046	79.4	70 to 130	0.274	20
BA04050	Lead, Total	mg/L	0.00000007	0.0001474	0.10	0.0984	0.0951	0.0994	0.085 to 0.115	98.4	70 to 130	3.41	20
BA04050	Antimony, Total	mg/L	0.000242	0.00066	0.10	0.0946	0.0952	0.0921	0.085 to 0.115	94.6	70 to 130	0.728	20
BA04050	Barium, Total	mg/L	-0.00000941	0.0002	0.10	0.180	0.187	0.0962	0.085 to 0.115	89.0	70 to 130	3.67	20
BA04050	Boron, Total	mg/L	0.00196	0.0650254	1.00	3.31	3.29	1.02	0.85 to 1.15	104	70 to 130	0.789	20
BA04050	Molybdenum, Total	mg/L	0.00000508	0.0001474	0.10	0.345	0.345	0.0964	0.085 to 0.115	87.6	70 to 130	0.0980	20
BA04050	Selenium, Total	mg/L	-0.00000783	0.00066	0.10	0.0961	0.0978	0.104	0.085 to 0.115	96.1	70 to 130	1.68	20
BA04050	Beryllium, Total	mg/L	0.0000102	0.00088	0.10	0.104	0.101	0.102	0.085 to 0.115	104	70 to 130	2.25	20
BA04050	Cobalt, Total	mg/L	-0.00000317	0.0001474	0.10	0.0958	0.0953	0.0994	0.085 to 0.115	95.8	70 to 130	0.455	20
BA04050	Thallium, Total	mg/L	0.00000549	0.0001474	0.10	0.105	0.102	0.104	0.085 to 0.115	105	70 to 130	2.49	20
BA04050	Arsenic, Total	mg/L	0.0000138	0.0001474	0.10	0.100	0.100	0.103	0.085 to 0.115	98.0	70 to 130	0.0249	20
BA04050	Cadmium, Total	mg/L	-0.00000260	0.0001474	0.10	0.0951	0.0952	0.100	0.085 to 0.115	95.1	70 to 130	0.188	20
BA04050	Lithium, Total	mg/L	-0.0000317	0.0154	0.20	0.241	0.238	0.202	0.17 to 0.23	115	70 to 130	1.37	20
BA04050	Calcium, Total	mg/L	-0.0105	0.1518	5.00	128	131	5.25	4.25 to 5.75	85.8	70 to 130	2.43	20
BA04050	Chromium, Total	mg/L	0.0000121	0.00044	0.10	0.0953	0.0958	0.101	0.085 to 0.115	95.3	70 to 130	0.487	20

Comments:

Alabama Power
General Test Laboratory
744 County Road 87, GSC #8
Calera, AL 35040

Alabama Power

Batch QC Summary

Customer Account: WMWGASAP
Sample Date: 2/19/20 14:25
Customer ID:
Delivery Date: 2/20/20 11:00

Description: Gaston Ash Pond - MW-3

Laboratory ID Number: BA03656

Sample	Analysis	Units	MB	MB Limit	Spike	MS	Sample Duplicate	Standard	Standard Limit	Rec	Rec Limit	Prec	Prec Limit
BA03657	Fluoride	mg/L	0.00679	0.05	2.50	2.56	-0.00067	2.54	2.25 to 2.75	102	80 to 120	0.00	20
BA03657	Chloride	mg/L	-0.0142	0.50	10.0	10.0	0.168	10.1	9 to 11	100	80 to 120	0.00	20
BA03655	Solids, Dissolved	mg/L	-1.00	25			359	56.0	40 to 60			0.279	5
BA03657	Sulfate	mg/L	-0.586	0.50	20.0	19.2	-0.609	19.5	18 to 22	96.0	80 to 120	0.00	20

Comments:

Reported: 3/24/2020
Version: 3.1
COA_CCR

Alabama Power
General Test Laboratory
744 County Road 87, GSC #8
Calera, AL 35040

Certificate Of Analysis

Alabama Power

Description: Gaston Ash Pond Field Blank

Location Code: WMWGASAPFB
Collected: 2/19/20 17:00
Customer ID:
Submittal Date: 2/20/20 11:00

Laboratory ID Number: BA03657

Name	Prepared	Analyzed	Vio Spec	DF	Results	Units	MDL	RL	Q
Analytical Method: EPA 200.7	***Analyst: RDA***				***Preparation Method: EPA 1638***				
* Boron, Total	3/2/20 14:50	3/3/20 12:01		1.015	Not Detected	mg/L	0.03	0.1	U
* Calcium, Total	3/2/20 14:50	3/3/20 12:01		1.015	Not Detected	mg/L	0.1	0.5	U
* Lithium, Total	3/2/20 14:50	3/3/20 12:01		1.015	Not Detected	mg/L	0.01	0.02	U
Analytical Method: EPA 200.8	***Analyst: DLJ***				***Preparation Method: EPA 1638***				
* Antimony, Total	2/27/20 14:00	2/28/20 12:03		1.015	Not Detected	mg/L	0.0008	0.003	U
* Arsenic, Total	2/27/20 14:00	2/28/20 12:03		1.015	Not Detected	mg/L	0.001	0.005	U
* Barium, Total	2/27/20 14:00	2/28/20 12:03		1.015	Not Detected	mg/L	0.002	0.01	U
* Beryllium, Total	2/27/20 14:00	2/28/20 12:03		1.015	Not Detected	mg/L	0.0006	0.003	U
* Cadmium, Total	2/27/20 14:00	2/28/20 12:03		1.015	Not Detected	mg/L	0.0003	0.001	U
* Chromium, Total	2/27/20 14:00	2/28/20 12:03		1.015	Not Detected	mg/L	0.002	0.01	U
* Cobalt, Total	2/27/20 14:00	2/28/20 12:03		1.015	Not Detected	mg/L	0.002	0.005	U
* Lead, Total	2/27/20 14:00	2/28/20 12:03		1.015	Not Detected	mg/L	0.001	0.005	U
* Molybdenum, Total	2/27/20 14:00	2/28/20 12:03		1.015	Not Detected	mg/L	0.002	0.01	U
* Selenium, Total	2/27/20 14:00	2/28/20 12:03		1.015	Not Detected	mg/L	0.002	0.01	U
* Thallium, Total	2/27/20 14:00	2/28/20 12:03		1.015	Not Detected	mg/L	0.0002	0.001	U
Analytical Method: EPA 245.1	***Analyst: GAS***								
* Mercury, Total by CVAA	2/26/20 11:43	2/27/20 11:54		1	Not Detected	mg/L	0.0003	0.0005	U
Analytical Method: SM 2540C	***Analyst: TJW***								
* Solids, Dissolved	2/21/20 14:18	2/26/20 09:36		1	Not Detected	mg/L		25	U
Analytical Method: SM4500Cl E	***Analyst: JCC***								
* Chloride	2/21/20 11:09	2/21/20 11:09		1	Not Detected	mg/L	0.50	1	U
Analytical Method: SM4500F G 2017	***Analyst: JCC***								
* Fluoride	2/21/20 14:24	2/21/20 14:24		1	Not Detected	mg/L	0.05	0.1	U
Analytical Method: SM4500SO4 E	***Analyst: JCC***								
* Sulfate	2/20/20 11:56	2/20/20 11:56		1	Not Detected	mg/L	0.50	1	U

MDL's and RL's are adjusted for sample dilution, as applicable

Comments:

Reported: 3/24/2020
Version: 3.1
COA_CCR

Alabama Power
General Test Laboratory
744 County Road 87, GSC #8
Calera, AL 35040

Batch QC Summary

Alabama Power

Customer Account: WMWGASAPFB
Sample Date: 2/19/20 17:00
Customer ID:
Delivery Date: 2/20/20 11:00

Description: Gaston Ash Pond Field Blank

Laboratory ID Number: BA03657

Sample	Analysis	Units	MB	MB Limit	Spike	MS	MSD	Standard	Standard Limit	Rec	Rec Limit	Prec	Prec Limit
BA03655	Mercury, Total by CVAA	mg/L	0.0000218	0.0005	0.004	0.00318	0.00317	0.00411	0.0034 to 0.0046	79.4	70 to 130	0.274	20
BA04050	Lead, Total	mg/L	0.00000007	0.0001474	0.10	0.0984	0.0951	0.0994	0.085 to 0.115	98.4	70 to 130	3.41	20
BA04050	Antimony, Total	mg/L	0.000242	0.00066	0.10	0.0946	0.0952	0.0921	0.085 to 0.115	94.6	70 to 130	0.728	20
BA04050	Calcium, Total	mg/L	-0.0105	0.1518	5.00	128	131	5.25	4.25 to 5.75	85.8	70 to 130	2.43	20
BA04050	Chromium, Total	mg/L	0.0000121	0.00044	0.10	0.0953	0.0958	0.101	0.085 to 0.115	95.3	70 to 130	0.487	20
BA04050	Barium, Total	mg/L	-0.00000941	0.0002	0.10	0.180	0.187	0.0962	0.085 to 0.115	89.0	70 to 130	3.67	20
BA04050	Boron, Total	mg/L	0.00196	0.0650254	1.00	3.31	3.29	1.02	0.85 to 1.15	104	70 to 130	0.789	20
BA04050	Molybdenum, Total	mg/L	0.00000508	0.0001474	0.10	0.345	0.345	0.0964	0.085 to 0.115	87.6	70 to 130	0.0980	20
BA04050	Selenium, Total	mg/L	-0.00000783	0.00066	0.10	0.0961	0.0978	0.104	0.085 to 0.115	96.1	70 to 130	1.68	20
BA04050	Arsenic, Total	mg/L	0.0000138	0.0001474	0.10	0.100	0.100	0.103	0.085 to 0.115	98.0	70 to 130	0.0249	20
BA04050	Cadmium, Total	mg/L	-0.00000260	0.0001474	0.10	0.0951	0.0952	0.100	0.085 to 0.115	95.1	70 to 130	0.188	20
BA04050	Lithium, Total	mg/L	-0.0000317	0.0154	0.20	0.241	0.238	0.202	0.17 to 0.23	115	70 to 130	1.37	20
BA04050	Beryllium, Total	mg/L	0.0000102	0.00088	0.10	0.104	0.101	0.102	0.085 to 0.115	104	70 to 130	2.25	20
BA04050	Cobalt, Total	mg/L	-0.00000317	0.0001474	0.10	0.0958	0.0953	0.0994	0.085 to 0.115	95.8	70 to 130	0.455	20
BA04050	Thallium, Total	mg/L	0.00000549	0.0001474	0.10	0.105	0.102	0.104	0.085 to 0.115	105	70 to 130	2.49	20

Comments:

Alabama Power
General Test Laboratory
744 County Road 87, GSC #8
Calera, AL 35040

Alabama Power

Batch QC Summary

Customer Account: WMWGASAPFB
Sample Date: 2/19/20 17:00
Customer ID:
Delivery Date: 2/20/20 11:00

Description: Gaston Ash Pond Field Blank

Laboratory ID Number: BA03657

Sample	Analysis	Units	MB	MB Limit	Spike	MS	Sample Duplicate	Standard	Standard Limit	Rec	Rec Limit	Prec	Prec Limit
BA03657	Chloride	mg/L	-0.0142	0.50	10.0	10.0	0.168	10.1	9 to 11	100	80 to 120	0.00	20
BA03657	Fluoride	mg/L	0.00679	0.05	2.50	2.56	-0.00067	2.54	2.25 to 2.75	102	80 to 120	0.00	20
BA03655	Solids, Dissolved	mg/L	-1.00	25			359	56.0	40 to 60			0.279	5
BA03657	Sulfate	mg/L	-0.586	0.50	20.0	19.2	-0.609	19.5	18 to 22	96.0	80 to 120	0.00	20

Comments:

Alabama Power
General Test Laboratory
744 County Road 87, GSC #8
Calera, AL 35040

Certificate Of Analysis

Alabama Power

Description: Gaston Ash Pond - MW-20V

Location Code: WMWGASAP
Collected: 2/25/20 10:22
Customer ID:
Submittal Date: 2/26/20 15:23

Laboratory ID Number: BA04048

Name	Prepared	Analyzed	Vio Spec	DF	Results	Units	MDL	RL	Q
Analytical Method: EPA 200.7	***Analyst: RDA***				***Preparation Method: EPA 1638***				
* Boron, Total	3/2/20 14:50	3/3/20 12:04		1.015	2.92	mg/L	0.03	0.1	
* Calcium, Total	3/2/20 14:50	3/3/20 12:49		10.15	124	mg/L	1.015	5.075	
* Lithium, Total	3/2/20 14:50	3/3/20 12:04		1.015	0.0421	mg/L	0.01	0.02	
Analytical Method: EPA 200.8	***Analyst: DLJ***				***Preparation Method: EPA 1638***				
* Antimony, Total	2/27/20 14:00	2/28/20 12:06		1.015	Not Detected	mg/L	0.0008	0.003	U
* Arsenic, Total	2/27/20 14:00	2/28/20 12:06		1.015	Not Detected	mg/L	0.001	0.005	U
* Barium, Total	2/27/20 14:00	2/28/20 12:06		1.015	0.0239	mg/L	0.002	0.01	
* Beryllium, Total	2/27/20 14:00	2/28/20 12:06		1.015	Not Detected	mg/L	0.0006	0.003	U
* Cadmium, Total	2/27/20 14:00	2/28/20 12:06		1.015	Not Detected	mg/L	0.0003	0.001	U
* Chromium, Total	2/27/20 14:00	2/28/20 12:06		1.015	Not Detected	mg/L	0.002	0.01	U
* Cobalt, Total	2/27/20 14:00	2/28/20 12:06		1.015	Not Detected	mg/L	0.002	0.005	U
* Lead, Total	2/27/20 14:00	2/28/20 12:06		1.015	Not Detected	mg/L	0.001	0.005	U
* Molybdenum, Total	2/27/20 14:00	2/28/20 12:06		1.015	0.281	mg/L	0.002	0.01	
* Selenium, Total	2/27/20 14:00	2/28/20 12:06		1.015	Not Detected	mg/L	0.002	0.01	U
* Thallium, Total	2/27/20 14:00	2/28/20 12:06		1.015	Not Detected	mg/L	0.0002	0.001	U
Analytical Method: EPA 245.1	***Analyst: GAS***								
* Mercury, Total by CVAA	3/2/20 14:14	3/3/20 12:36		1	Not Detected	mg/L	0.0003	0.0005	U
Analytical Method: SM 2540C	***Analyst: TJW***								
* Solids, Dissolved	2/27/20 13:13	3/2/20 11:35		1	802	mg/L		50	
Analytical Method: SM4500Cl E	***Analyst: JCC***								
* Chloride	2/27/20 13:51	2/27/20 13:51		1	16.4	mg/L	0.50	1	
Analytical Method: SM4500F G 2017	***Analyst: JCC***								
* Fluoride	3/2/20 14:20	3/2/20 14:20		1	0.0724	mg/L	0.05	0.1	J
Analytical Method: SM4500SO4 E	***Analyst: JCC***								
* Sulfate	3/3/20 09:57	3/3/20 09:57		100	599	mg/L	50.00	100	
Analytical Method: Field Measurements	***Analyst: AWG***								
Conductivity	2/25/20 10:19	2/25/20 10:19			1026.64	uS/cm			FA
pH	2/25/20 10:19	2/25/20 10:19			8.31	SU			FA
Temperature	2/25/20 10:19	2/25/20 10:19			18.57	C			FA
Turbidity	2/25/20 10:19	2/25/20 10:19			4.95	NTU			FA

MDL's and RL's are adjusted for sample dilution, as applicable

Comments:

Reported: 3/24/2020
Version: 3.1
COA_CCR

Alabama Power
General Test Laboratory
744 County Road 87, GSC #8
Calera, AL 35040

Batch QC Summary

Alabama Power

Customer Account: WMWGASAP
Sample Date: 2/25/20 10:22
Customer ID:
Delivery Date: 2/26/20 15:23

Description: Gaston Ash Pond - MW-20V

Laboratory ID Number: BA04048

Sample	Analysis	Units	MB	MB Limit	Spike	MS	MSD	Standard	Standard Limit	Rec	Rec Limit	Prec	Prec Limit
BA04050	Lead, Total	mg/L	0.00000007	0.0001474	0.10	0.0984	0.0951	0.0994	0.085 to 0.115	98.4	70 to 130	3.41	20
BA04050	Antimony, Total	mg/L	0.000242	0.00066	0.10	0.0946	0.0952	0.0921	0.085 to 0.115	94.6	70 to 130	0.728	20
BA04063	Mercury, Total by CVAA	mg/L	0.000121	0.0005	0.004	0.00369	0.00370	0.00411	0.0034 to 0.0046	92.3	70 to 130	0.133	20
BA04050	Beryllium, Total	mg/L	0.0000102	0.00088	0.10	0.104	0.101	0.102	0.085 to 0.115	104	70 to 130	2.25	20
BA04050	Cobalt, Total	mg/L	-0.00000317	0.0001474	0.10	0.0958	0.0953	0.0994	0.085 to 0.115	95.8	70 to 130	0.455	20
BA04050	Thallium, Total	mg/L	0.00000549	0.0001474	0.10	0.105	0.102	0.104	0.085 to 0.115	105	70 to 130	2.49	20
BA04050	Arsenic, Total	mg/L	0.0000138	0.0001474	0.10	0.100	0.100	0.103	0.085 to 0.115	98.0	70 to 130	0.0249	20
BA04050	Cadmium, Total	mg/L	-0.00000260	0.0001474	0.10	0.0951	0.0952	0.100	0.085 to 0.115	95.1	70 to 130	0.188	20
BA04050	Lithium, Total	mg/L	-0.0000317	0.0154	0.20	0.241	0.238	0.202	0.17 to 0.23	115	70 to 130	1.37	20
BA04050	Calcium, Total	mg/L	-0.0105	0.1518	5.00	128	131	5.25	4.25 to 5.75	85.8	70 to 130	2.43	20
BA04050	Chromium, Total	mg/L	0.0000121	0.00044	0.10	0.0953	0.0958	0.101	0.085 to 0.115	95.3	70 to 130	0.487	20
BA04050	Barium, Total	mg/L	-0.00000941	0.0002	0.10	0.180	0.187	0.0962	0.085 to 0.115	89.0	70 to 130	3.67	20
BA04050	Boron, Total	mg/L	0.00196	0.0650254	1.00	3.31	3.29	1.02	0.85 to 1.15	104	70 to 130	0.789	20
BA04050	Molybdenum, Total	mg/L	0.00000508	0.0001474	0.10	0.345	0.345	0.0964	0.085 to 0.115	87.6	70 to 130	0.0980	20
BA04050	Selenium, Total	mg/L	-0.00000783	0.00066	0.10	0.0961	0.0978	0.104	0.085 to 0.115	96.1	70 to 130	1.68	20

Comments:

Alabama Power
General Test Laboratory
744 County Road 87, GSC #8
Calera, AL 35040

Alabama Power

Batch QC Summary

Customer Account: WMWGASAP
Sample Date: 2/25/20 10:22
Customer ID:
Delivery Date: 2/26/20 15:23

Description: Gaston Ash Pond - MW-20V

Laboratory ID Number: BA04048

Sample	Analysis	Units	MB	MB Limit	Spike	MS	Sample Duplicate	Standard	Standard Limit	Rec	Rec Limit	Prec	Prec Limit
BA04062	Fluoride	mg/L	0.0307	0.05	2.50	2.66	0.102	2.59	2.25 to 2.75	102	80 to 120	2.48	20
BA04063	Solids, Dissolved	mg/L	1.00	25			351	50.0	40 to 60			0.284	5
BA04062	Sulfate	mg/L	-0.678	0.50	1600	1800	323	19.2	18 to 22	92.1	80 to 120	0.924	20
BA04062	Chloride	mg/L	-0.0249	0.50	100	227	128	9.98	9 to 11	89.0	80 to 120	7.52	20

Comments:

Alabama Power
General Test Laboratory
744 County Road 87, GSC #8
Calera, AL 35040

Certificate Of Analysis

Alabama Power

Description: Gaston Ash Pond - MW-20V DUP

Location Code: WMWGASAP
Collected: 2/25/20 10:22
Customer ID:
Submittal Date: 2/26/20 15:23

Laboratory ID Number: BA04049

Name	Prepared	Analyzed	Vio Spec	DF	Results	Units	MDL	RL	Q
Analytical Method: EPA 200.7	***Analyst: RDA***				***Preparation Method: EPA 1638***				
* Boron, Total	3/2/20 14:50	3/3/20 12:07		1.015	2.93	mg/L	0.03	0.1	
* Calcium, Total	3/2/20 14:50	3/3/20 12:52		10.15	125	mg/L	1.015	5.075	
* Lithium, Total	3/2/20 14:50	3/3/20 12:07		1.015	0.0421	mg/L	0.01	0.02	
Analytical Method: EPA 200.8	***Analyst: DLJ***				***Preparation Method: EPA 1638***				
* Antimony, Total	2/27/20 14:00	2/28/20 12:08		1.015	Not Detected	mg/L	0.0008	0.003	U
* Arsenic, Total	2/27/20 14:00	2/28/20 12:08		1.015	Not Detected	mg/L	0.001	0.005	U
* Barium, Total	2/27/20 14:00	2/28/20 12:08		1.015	0.0237	mg/L	0.002	0.01	
* Beryllium, Total	2/27/20 14:00	2/28/20 12:08		1.015	Not Detected	mg/L	0.0006	0.003	U
* Cadmium, Total	2/27/20 14:00	2/28/20 12:08		1.015	Not Detected	mg/L	0.0003	0.001	U
* Chromium, Total	2/27/20 14:00	2/28/20 12:08		1.015	Not Detected	mg/L	0.002	0.01	U
* Cobalt, Total	2/27/20 14:00	2/28/20 12:08		1.015	Not Detected	mg/L	0.002	0.005	U
* Lead, Total	2/27/20 14:00	2/28/20 12:08		1.015	Not Detected	mg/L	0.001	0.005	U
* Molybdenum, Total	2/27/20 14:00	2/28/20 12:08		1.015	0.289	mg/L	0.002	0.01	
* Selenium, Total	2/27/20 14:00	2/28/20 12:08		1.015	Not Detected	mg/L	0.002	0.01	U
* Thallium, Total	2/27/20 14:00	2/28/20 12:08		1.015	Not Detected	mg/L	0.0002	0.001	U
Analytical Method: EPA 245.1	***Analyst: GAS***								
* Mercury, Total by CVAA	3/2/20 14:14	3/3/20 12:39		1	Not Detected	mg/L	0.0003	0.0005	U
Analytical Method: SM 2540C	***Analyst: TJW***								
* Solids, Dissolved	2/27/20 13:13	3/2/20 11:35		1	828	mg/L		50	
Analytical Method: SM4500Cl E	***Analyst: JCC***								
* Chloride	2/27/20 13:52	2/27/20 13:52		1	16.4	mg/L	0.50	1	
Analytical Method: SM4500F G 2017	***Analyst: JCC***								
* Fluoride	3/2/20 14:22	3/2/20 14:22		1	0.0616	mg/L	0.05	0.1	J
Analytical Method: SM4500SO4 E	***Analyst: JCC***								
* Sulfate	3/3/20 09:58	3/3/20 09:58		100	583	mg/L	50.00	100	
Analytical Method: Field Measurements	***Analyst: AWG***								
Conductivity	2/25/20 10:19	2/25/20 10:19			1026.64	uS/cm			FA
pH	2/25/20 10:19	2/25/20 10:19			8.31	SU			FA
Temperature	2/25/20 10:19	2/25/20 10:19			18.57	C			FA
Turbidity	2/25/20 10:19	2/25/20 10:19			4.95	NTU			FA

MDL's and RL's are adjusted for sample dilution, as applicable

Comments:

Reported: 3/24/2020
Version: 3.1
COA_CCR

Alabama Power
General Test Laboratory
744 County Road 87, GSC #8
Calera, AL 35040

Batch QC Summary

Alabama Power

Customer Account: WMWGASAP
Sample Date: 2/25/20 10:22
Customer ID:
Delivery Date: 2/26/20 15:23

Description: Gaston Ash Pond - MW-20V DUP

Laboratory ID Number: BA04049

Sample	Analysis	Units	MB	MB Limit	Spike	MS	MSD	Standard	Standard Limit	Rec	Rec Limit	Prec	Prec Limit
BA04050	Calcium, Total	mg/L	-0.0105	0.1518	5.00	128	131	5.25	4.25 to 5.75	85.8	70 to 130	2.43	20
BA04050	Chromium, Total	mg/L	0.0000121	0.00044	0.10	0.0953	0.0958	0.101	0.085 to 0.115	95.3	70 to 130	0.487	20
BA04050	Beryllium, Total	mg/L	0.0000102	0.00088	0.10	0.104	0.101	0.102	0.085 to 0.115	104	70 to 130	2.25	20
BA04050	Cobalt, Total	mg/L	-0.00000317	0.0001474	0.10	0.0958	0.0953	0.0994	0.085 to 0.115	95.8	70 to 130	0.455	20
BA04050	Thallium, Total	mg/L	0.00000549	0.0001474	0.10	0.105	0.102	0.104	0.085 to 0.115	105	70 to 130	2.49	20
BA04050	Lead, Total	mg/L	0.00000007	0.0001474	0.10	0.0984	0.0951	0.0994	0.085 to 0.115	98.4	70 to 130	3.41	20
BA04050	Antimony, Total	mg/L	0.000242	0.00066	0.10	0.0946	0.0952	0.0921	0.085 to 0.115	94.6	70 to 130	0.728	20
BA04063	Mercury, Total by CVAA	mg/L	0.000121	0.0005	0.004	0.00369	0.00370	0.00411	0.0034 to 0.0046	92.3	70 to 130	0.133	20
BA04050	Arsenic, Total	mg/L	0.0000138	0.0001474	0.10	0.100	0.100	0.103	0.085 to 0.115	98.0	70 to 130	0.0249	20
BA04050	Cadmium, Total	mg/L	-0.00000260	0.0001474	0.10	0.0951	0.0952	0.100	0.085 to 0.115	95.1	70 to 130	0.188	20
BA04050	Lithium, Total	mg/L	-0.0000317	0.0154	0.20	0.241	0.238	0.202	0.17 to 0.23	115	70 to 130	1.37	20
BA04050	Barium, Total	mg/L	-0.00000941	0.0002	0.10	0.180	0.187	0.0962	0.085 to 0.115	89.0	70 to 130	3.67	20
BA04050	Boron, Total	mg/L	0.00196	0.0650254	1.00	3.31	3.29	1.02	0.85 to 1.15	104	70 to 130	0.789	20
BA04050	Molybdenum, Total	mg/L	0.00000508	0.0001474	0.10	0.345	0.345	0.0964	0.085 to 0.115	87.6	70 to 130	0.0980	20
BA04050	Selenium, Total	mg/L	-0.00000783	0.00066	0.10	0.0961	0.0978	0.104	0.085 to 0.115	96.1	70 to 130	1.68	20

Comments:

Alabama Power
General Test Laboratory
744 County Road 87, GSC #8
Calera, AL 35040

Alabama Power

Batch QC Summary

Customer Account: WMWGASAP
Sample Date: 2/25/20 10:22
Customer ID:
Delivery Date: 2/26/20 15:23

Description: Gaston Ash Pond - MW-20V DUP

Laboratory ID Number: BA04049

Sample	Analysis	Units	MB	MB Limit	Spike	MS	Sample Duplicate	Standard	Standard Limit	Rec	Rec Limit	Prec	Prec Limit
BA04062	Chloride	mg/L	-0.0249	0.50	100	227	128	9.98	9 to 11	89.0	80 to 120	7.52	20
BA04062	Fluoride	mg/L	0.0307	0.05	2.50	2.66	0.102	2.59	2.25 to 2.75	102	80 to 120	2.48	20
BA04063	Solids, Dissolved	mg/L	1.00	25			351	50.0	40 to 60			0.284	5
BA04062	Sulfate	mg/L	-0.678	0.50	1600	1800	323	19.2	18 to 22	92.1	80 to 120	0.924	20

Comments:

Reported: 3/24/2020
Version: 3.1
COA_CCR

Alabama Power
General Test Laboratory
744 County Road 87, GSC #8
Calera, AL 35040

Certificate Of Analysis

Alabama Power

Description: Gaston Ash Pond - MW-20SV

Location Code: WMWGASAP
Collected: 2/25/20 12:45
Customer ID:
Submittal Date: 2/26/20 15:23

Laboratory ID Number: BA04050

Name	Prepared	Analyzed	Vio Spec	DF	Results	Units	MDL	RL	Q
Analytical Method: EPA 200.7	***Analyst: RDA***				***Preparation Method: EPA 1638***				
* Boron, Total	3/2/20 14:50	3/3/20 12:10		1.015	2.27	mg/L	0.03	0.1	
* Calcium, Total	3/2/20 14:50	3/3/20 12:55		10.15	123	mg/L	1.015	5.075	RA
* Lithium, Total	3/2/20 14:50	3/3/20 12:10		1.015	0.0117	mg/L	0.01	0.02	J
Analytical Method: EPA 200.8	***Analyst: DLJ***				***Preparation Method: EPA 1638***				
* Antimony, Total	2/27/20 14:00	2/28/20 12:11		1.015	Not Detected	mg/L	0.0008	0.003	U
* Arsenic, Total	2/27/20 14:00	2/28/20 12:11		1.015	0.00243	mg/L	0.001	0.005	J
* Barium, Total	2/27/20 14:00	2/28/20 12:11		1.015	0.0912	mg/L	0.002	0.01	
* Beryllium, Total	2/27/20 14:00	2/28/20 12:11		1.015	Not Detected	mg/L	0.0006	0.003	U
* Cadmium, Total	2/27/20 14:00	2/28/20 12:11		1.015	Not Detected	mg/L	0.0003	0.001	U
* Chromium, Total	2/27/20 14:00	2/28/20 12:11		1.015	Not Detected	mg/L	0.002	0.01	U
* Cobalt, Total	2/27/20 14:00	2/28/20 12:11		1.015	Not Detected	mg/L	0.002	0.005	U
* Lead, Total	2/27/20 14:00	2/28/20 12:11		1.015	Not Detected	mg/L	0.001	0.005	U
* Molybdenum, Total	2/27/20 14:00	2/28/20 12:11		1.015	0.257	mg/L	0.002	0.01	
* Selenium, Total	2/27/20 14:00	2/28/20 12:11		1.015	Not Detected	mg/L	0.002	0.01	U
* Thallium, Total	2/27/20 14:00	2/28/20 12:11		1.015	Not Detected	mg/L	0.0002	0.001	U
Analytical Method: EPA 245.1	***Analyst: GAS***								
* Mercury, Total by CVAA	3/2/20 14:14	3/3/20 12:41		1	Not Detected	mg/L	0.0003	0.0005	U
Analytical Method: SM 2540C	***Analyst: TJW***								
* Solids, Dissolved	2/27/20 13:13	3/2/20 11:35		1	708	mg/L		50	
Analytical Method: SM4500Cl E	***Analyst: JCC***								
* Chloride	2/27/20 13:53	2/27/20 13:53		1	17.8	mg/L	0.50	1	
Analytical Method: SM4500F G 2017	***Analyst: JCC***								
* Fluoride	3/2/20 14:23	3/2/20 14:23		1	0.0976	mg/L	0.05	0.1	J
Analytical Method: SM4500SO4 E	***Analyst: JCC***								
* Sulfate	3/3/20 09:59	3/3/20 09:59		100	470	mg/L	50.00	100	
Analytical Method: Field Measurements	***Analyst: AWG***								
Conductivity	2/25/20 12:41	2/25/20 12:41			926.83	uS/cm			FA
pH	2/25/20 12:41	2/25/20 12:41			7.16	SU			FA
Temperature	2/25/20 12:41	2/25/20 12:41			19.61	C			FA
Turbidity	2/25/20 12:41	2/25/20 12:41			9.11	NTU			FA

MDL's and RL's are adjusted for sample dilution, as applicable

Comments:

Reported: 3/24/2020
Version: 3.1
COA_CCR

Alabama Power
General Test Laboratory
744 County Road 87, GSC #8
Calera, AL 35040

Batch QC Summary

Alabama Power

Customer Account: WMWGASAP
Sample Date: 2/25/20 12:45
Customer ID:
Delivery Date: 2/26/20 15:23

Description: Gaston Ash Pond - MW-20SV

Laboratory ID Number: BA04050

Sample	Analysis	Units	MB	MB Limit	Spike	MS	MSD	Standard	Standard Limit	Rec	Rec Limit	Prec	Prec Limit
BA04050	Arsenic, Total	mg/L	0.0000138	0.0001474	0.10	0.100	0.100	0.103	0.085 to 0.115	98.0	70 to 130	0.0249	20
BA04050	Cadmium, Total	mg/L	-0.00000260	0.0001474	0.10	0.0951	0.0952	0.100	0.085 to 0.115	95.1	70 to 130	0.188	20
BA04050	Lithium, Total	mg/L	-0.0000317	0.0154	0.20	0.241	0.238	0.202	0.17 to 0.23	115	70 to 130	1.37	20
BA04050	Barium, Total	mg/L	-0.00000941	0.0002	0.10	0.180	0.187	0.0962	0.085 to 0.115	89.0	70 to 130	3.67	20
BA04050	Boron, Total	mg/L	0.00196	0.0650254	1.00	3.31	3.29	1.02	0.85 to 1.15	104	70 to 130	0.789	20
BA04050	Molybdenum, Total	mg/L	0.00000508	0.0001474	0.10	0.345	0.345	0.0964	0.085 to 0.115	87.6	70 to 130	0.0980	20
BA04050	Selenium, Total	mg/L	-0.00000783	0.00066	0.10	0.0961	0.0978	0.104	0.085 to 0.115	96.1	70 to 130	1.68	20
BA04050	Lead, Total	mg/L	0.00000007	0.0001474	0.10	0.0984	0.0951	0.0994	0.085 to 0.115	98.4	70 to 130	3.41	20
BA04050	Antimony, Total	mg/L	0.000242	0.00066	0.10	0.0946	0.0952	0.0921	0.085 to 0.115	94.6	70 to 130	0.728	20
BA04063	Mercury, Total by CVAA	mg/L	0.000121	0.0005	0.004	0.00369	0.00370	0.00411	0.0034 to 0.0046	92.3	70 to 130	0.133	20
BA04050	Beryllium, Total	mg/L	0.0000102	0.00088	0.10	0.104	0.101	0.102	0.085 to 0.115	104	70 to 130	2.25	20
BA04050	Cobalt, Total	mg/L	-0.00000317	0.0001474	0.10	0.0958	0.0953	0.0994	0.085 to 0.115	95.8	70 to 130	0.455	20
BA04050	Thallium, Total	mg/L	0.00000549	0.0001474	0.10	0.105	0.102	0.104	0.085 to 0.115	105	70 to 130	2.49	20
BA04050	Calcium, Total	mg/L	-0.0105	0.1518	5.00	128	131	5.25	4.25 to 5.75	85.8	70 to 130	2.43	20
BA04050	Chromium, Total	mg/L	0.0000121	0.00044	0.10	0.0953	0.0958	0.101	0.085 to 0.115	95.3	70 to 130	0.487	20

Comments:

Alabama Power
General Test Laboratory
744 County Road 87, GSC #8
Calera, AL 35040

Alabama Power

Batch QC Summary

Customer Account: WMWGASAP
Sample Date: 2/25/20 12:45
Customer ID:
Delivery Date: 2/26/20 15:23

Description: Gaston Ash Pond - MW-20SV

Laboratory ID Number: BA04050

Sample	Analysis	Units	MB	MB Limit	Spike	MS	Sample Duplicate	Standard	Standard Limit	Rec	Rec Limit	Prec	Prec Limit
BA04062	Fluoride	mg/L	0.0307	0.05	2.50	2.66	0.102	2.59	2.25 to 2.75	102	80 to 120	2.48	20
BA04062	Chloride	mg/L	-0.0249	0.50	100	227	128	9.98	9 to 11	89.0	80 to 120	7.52	20
BA04062	Sulfate	mg/L	-0.678	0.50	1600	1800	323	19.2	18 to 22	92.1	80 to 120	0.924	20
BA04063	Solids, Dissolved	mg/L	1.00	25			351	50.0	40 to 60			0.284	5

Comments:

Reported: 3/24/2020
Version: 3.1
COA_CCR

Alabama Power
General Test Laboratory
744 County Road 87, GSC #8
Calera, AL 35040

Certificate Of Analysis

Alabama Power

Description: Gaston Ash Pond - MW-20

Location Code: WMWGASAP
Collected: 2/25/20 15:10
Customer ID:
Submittal Date: 2/26/20 15:23

Laboratory ID Number: BA04051

Name	Prepared	Analyzed	Vio Spec	DF	Results	Units	MDL	RL	Q
Analytical Method: EPA 200.7	***Analyst: RDA***				***Preparation Method: EPA 1638***				
* Boron, Total	3/2/20 14:50	3/3/20 12:31		1.015	4.14	mg/L	0.03	0.1	
* Calcium, Total	3/2/20 14:50	3/3/20 13:23		10.15	178	mg/L	1.015	5.075	
* Lithium, Total	3/2/20 14:50	3/3/20 12:31		1.015	0.137	mg/L	0.01	0.02	
Analytical Method: EPA 200.8	***Analyst: DLJ***				***Preparation Method: EPA 1638***				
* Antimony, Total	2/27/20 14:00	2/28/20 12:32		1.015	Not Detected	mg/L	0.0008	0.003	U
* Arsenic, Total	2/27/20 14:00	2/28/20 12:32		1.015	0.00430	mg/L	0.001	0.005	J
* Barium, Total	2/27/20 14:00	2/28/20 12:32		1.015	0.0595	mg/L	0.002	0.01	
* Beryllium, Total	2/27/20 14:00	2/28/20 12:32		1.015	Not Detected	mg/L	0.0006	0.003	U
* Cadmium, Total	2/27/20 14:00	2/28/20 12:32		1.015	Not Detected	mg/L	0.0003	0.001	U
* Chromium, Total	2/27/20 14:00	2/28/20 12:32		1.015	Not Detected	mg/L	0.002	0.01	U
* Cobalt, Total	2/27/20 14:00	2/28/20 12:32		1.015	Not Detected	mg/L	0.002	0.005	U
* Lead, Total	2/27/20 14:00	2/28/20 12:32		1.015	Not Detected	mg/L	0.001	0.005	U
* Molybdenum, Total	2/27/20 14:00	2/28/20 12:32		1.015	0.813	mg/L	0.002	0.01	
* Selenium, Total	2/27/20 14:00	2/28/20 12:32		1.015	Not Detected	mg/L	0.002	0.01	U
* Thallium, Total	2/27/20 14:00	2/28/20 12:32		1.015	Not Detected	mg/L	0.0002	0.001	U
Analytical Method: EPA 245.1	***Analyst: GAS***								
* Mercury, Total by CVAA	3/2/20 14:14	3/3/20 12:43		1	Not Detected	mg/L	0.0003	0.0005	U
Analytical Method: SM 2540C	***Analyst: TJW***								
* Solids, Dissolved	2/27/20 13:13	3/2/20 11:35		1	930	mg/L		50	
Analytical Method: SM4500Cl E	***Analyst: JCC***								
* Chloride	2/27/20 13:54	2/27/20 13:54		1	19.0	mg/L	0.50	1	
Analytical Method: SM4500F G 2017	***Analyst: JCC***								
* Fluoride	3/2/20 14:24	3/2/20 14:24		1	0.0566	mg/L	0.05	0.1	J
Analytical Method: SM4500SO4 E	***Analyst: JCC***								
* Sulfate	3/3/20 10:00	3/3/20 10:00		100	674	mg/L	50.00	100	
Analytical Method: Field Measurements	***Analyst: AWG***								
Conductivity	2/25/20 15:06	2/25/20 15:06			1161.44	uS/cm			FA
pH	2/25/20 15:06	2/25/20 15:06			7.90	SU			FA
Temperature	2/25/20 15:06	2/25/20 15:06			18.70	C			FA
Turbidity	2/25/20 15:06	2/25/20 15:06			0.57	NTU			FA

MDL's and RL's are adjusted for sample dilution, as applicable

Comments:

Reported: 3/24/2020
Version: 3.1
COA_CCR

Alabama Power
General Test Laboratory
744 County Road 87, GSC #8
Calera, AL 35040

Batch QC Summary

Alabama Power

Customer Account: WMWGASAP
Sample Date: 2/25/20 15:10
Customer ID:
Delivery Date: 2/26/20 15:23

Description: Gaston Ash Pond - MW-20

Laboratory ID Number: BA04051

Sample	Analysis	Units	MB	MB Limit	Spike	MS	MSD	Standard	Standard Limit	Rec	Rec Limit	Prec	Prec Limit
BA04066	Thallium, Total	mg/L	0.00000482	0.0001474	0.10	0.102	0.106	0.110	0.085 to 0.115	102	70 to 130	4.08	20
BA04066	Cadmium, Total	mg/L	0.00000444	0.0001474	0.10	0.0981	0.0947	0.100	0.085 to 0.115	98.1	70 to 130	3.58	20
BA04066	Chromium, Total	mg/L	-0.0000323	0.00044	0.10	0.0972	0.0958	0.103	0.085 to 0.115	97.2	70 to 130	1.46	20
BA04066	Boron, Total	mg/L	0.00456	0.0650254	1.00	3.03	3.02	1.01	0.85 to 1.15	104	70 to 130	0.344	20
BA04066	Molybdenum, Total	mg/L	0.0000217	0.0001474	0.10	0.0947	0.0950	0.0975	0.085 to 0.115	94.7	70 to 130	0.226	20
BA04066	Arsenic, Total	mg/L	0.0000125	0.0001474	0.10	0.0990	0.0997	0.104	0.085 to 0.115	99.0	70 to 130	0.669	20
BA04063	Mercury, Total by CVAA	mg/L	0.000121	0.0005	0.004	0.00369	0.00370	0.00411	0.0034 to 0.0046	92.3	70 to 130	0.133	20
BA04066	Barium, Total	mg/L	-0.0000100	0.0002	0.10	0.123	0.121	0.0970	0.085 to 0.115	97.0	70 to 130	1.74	20
BA04066	Lithium, Total	mg/L	-0.0000216	0.0154	0.20	0.220	0.222	0.199	0.17 to 0.23	110	70 to 130	0.786	20
BA04066	Antimony, Total	mg/L	0.000269	0.00066	0.10	0.0963	0.0956	0.0971	0.085 to 0.115	96.3	70 to 130	0.660	20
BA04066	Selenium, Total	mg/L	0.0000111	0.00066	0.10	0.0985	0.0983	0.103	0.085 to 0.115	98.5	70 to 130	0.236	20
BA04066	Beryllium, Total	mg/L	0.00000564	0.00088	0.10	0.0996	0.0979	0.101	0.085 to 0.115	99.6	70 to 130	1.79	20
BA04066	Calcium, Total	mg/L	-0.0119	0.1518	5.00	100	100	5.28	4.25 to 5.75	92.8	70 to 130	0.0578	20
BA04066	Cobalt, Total	mg/L	-0.00000190	0.0001474	0.10	0.0951	0.0948	0.102	0.085 to 0.115	95.1	70 to 130	0.370	20
BA04066	Lead, Total	mg/L	0.00000363	0.0001474	0.10	0.0974	0.0998	0.105	0.085 to 0.115	97.4	70 to 130	2.40	20

Comments:

Reported: 3/24/2020
Version: 3.1
COA_CCR

Alabama Power
General Test Laboratory
744 County Road 87, GSC #8
Calera, AL 35040

Alabama Power

Batch QC Summary

Customer Account: WMWGASAP
Sample Date: 2/25/20 15:10
Customer ID:
Delivery Date: 2/26/20 15:23

Description: Gaston Ash Pond - MW-20

Laboratory ID Number: BA04051

Sample	Analysis	Units	MB	MB Limit	Spike	MS	Sample Duplicate	Standard	Standard Limit	Rec	Rec Limit	Prec	Prec Limit
BA04062	Chloride	mg/L	-0.0249	0.50	100	227	128	9.98	9 to 11	89.0	80 to 120	7.52	20
BA04062	Sulfate	mg/L	-0.678	0.50	1600	1800	323	19.2	18 to 22	92.1	80 to 120	0.924	20
BA04063	Solids, Dissolved	mg/L	1.00	25			351	50.0	40 to 60			0.284	5
BA04062	Fluoride	mg/L	0.0307	0.05	2.50	2.66	0.102	2.59	2.25 to 2.75	102	80 to 120	2.48	20

Comments:

Alabama Power
General Test Laboratory
744 County Road 87, GSC #8
Calera, AL 35040

Certificate Of Analysis

Alabama Power

Description: Gaston Ash Pond - MW-18

Location Code: WMWGASAP
Collected: 2/25/20 16:11
Customer ID:
Submittal Date: 2/26/20 15:23

Laboratory ID Number: BA04052

Name	Prepared	Analyzed	Vio Spec	DF	Results	Units	MDL	RL	Q
Analytical Method: EPA 200.7	***Analyst: RDA***				***Preparation Method: EPA 1638***				
* Boron, Total	3/2/20 14:50	3/3/20 12:34		1.015	1.38	mg/L	0.03	0.1	
* Calcium, Total	3/2/20 14:50	3/3/20 13:26		10.15	119	mg/L	1.015	5.075	
* Lithium, Total	3/2/20 14:50	3/3/20 12:34		1.015	0.0465	mg/L	0.01	0.02	
Analytical Method: EPA 200.8	***Analyst: DLJ***				***Preparation Method: EPA 1638***				
* Antimony, Total	2/27/20 14:00	2/28/20 12:35		1.015	Not Detected	mg/L	0.0008	0.003	U
* Arsenic, Total	2/27/20 14:00	2/28/20 12:35		1.015	0.00265	mg/L	0.001	0.005	J
* Barium, Total	2/27/20 14:00	2/28/20 12:35		1.015	0.0474	mg/L	0.002	0.01	
* Beryllium, Total	2/27/20 14:00	2/28/20 12:35		1.015	Not Detected	mg/L	0.0006	0.003	U
* Cadmium, Total	2/27/20 14:00	2/28/20 12:35		1.015	Not Detected	mg/L	0.0003	0.001	U
* Chromium, Total	2/27/20 14:00	2/28/20 12:35		1.015	Not Detected	mg/L	0.002	0.01	U
* Cobalt, Total	2/27/20 14:00	2/28/20 12:35		1.015	Not Detected	mg/L	0.002	0.005	U
* Lead, Total	2/27/20 14:00	2/28/20 12:35		1.015	Not Detected	mg/L	0.001	0.005	U
* Molybdenum, Total	2/27/20 14:00	2/28/20 12:35		1.015	0.0228	mg/L	0.002	0.01	
* Selenium, Total	2/27/20 14:00	2/28/20 12:35		1.015	Not Detected	mg/L	0.002	0.01	U
* Thallium, Total	2/27/20 14:00	2/28/20 12:35		1.015	0.000426	mg/L	0.0002	0.001	J
Analytical Method: EPA 245.1	***Analyst: GAS***								
* Mercury, Total by CVAA	3/2/20 14:14	3/3/20 12:46		1	Not Detected	mg/L	0.0003	0.0005	U
Analytical Method: SM 2540C	***Analyst: TJW***								
* Solids, Dissolved	2/27/20 13:13	3/2/20 11:35		1	578	mg/L		50	
Analytical Method: SM4500Cl E	***Analyst: JCC***								
* Chloride	2/27/20 13:55	2/27/20 13:55		1	12.2	mg/L	0.50	1	
Analytical Method: SM4500F G 2017	***Analyst: JCC***								
* Fluoride	3/2/20 14:25	3/2/20 14:25		1	0.0701	mg/L	0.05	0.1	J
Analytical Method: SM4500SO4 E	***Analyst: JCC***								
* Sulfate	3/3/20 10:01	3/3/20 10:01		40	210	mg/L	20.00	40	
Analytical Method: Field Measurements	***Analyst: AWG***								
Conductivity	2/25/20 16:09	2/25/20 16:09			884.68	uS/cm			FA
pH	2/25/20 16:09	2/25/20 16:09			6.89	SU			FA
Temperature	2/25/20 16:09	2/25/20 16:09			19.19	C			FA
Turbidity	2/25/20 16:09	2/25/20 16:09			0.78	NTU			FA

MDL's and RL's are adjusted for sample dilution, as applicable

Comments:

Reported: 3/24/2020
Version: 3.1
COA_CCR

Alabama Power
General Test Laboratory
744 County Road 87, GSC #8
Calera, AL 35040

Batch QC Summary

Alabama Power

Customer Account: WMWGASAP
Sample Date: 2/25/20 16:11
Customer ID:
Delivery Date: 2/26/20 15:23

Description: Gaston Ash Pond - MW-18

Laboratory ID Number: BA04052

Sample	Analysis	Units	MB	MB Limit	Spike	MS	MSD	Standard	Standard Limit	Rec	Rec Limit	Prec	Prec Limit
BA04066	Thallium, Total	mg/L	0.00000482	0.0001474	0.10	0.102	0.106	0.110	0.085 to 0.115	102	70 to 130	4.08	20
BA04066	Chromium, Total	mg/L	-0.0000323	0.00044	0.10	0.0972	0.0958	0.103	0.085 to 0.115	97.2	70 to 130	1.46	20
BA04066	Cadmium, Total	mg/L	0.00000444	0.0001474	0.10	0.0981	0.0947	0.100	0.085 to 0.115	98.1	70 to 130	3.58	20
BA04066	Arsenic, Total	mg/L	0.0000125	0.0001474	0.10	0.0990	0.0997	0.104	0.085 to 0.115	99.0	70 to 130	0.669	20
BA04063	Mercury, Total by CVAA	mg/L	0.000121	0.0005	0.004	0.00369	0.00370	0.00411	0.0034 to 0.0046	92.3	70 to 130	0.133	20
BA04066	Barium, Total	mg/L	-0.0000100	0.0002	0.10	0.123	0.121	0.0970	0.085 to 0.115	97.0	70 to 130	1.74	20
BA04066	Lithium, Total	mg/L	-0.0000216	0.0154	0.20	0.220	0.222	0.199	0.17 to 0.23	110	70 to 130	0.786	20
BA04066	Antimony, Total	mg/L	0.000269	0.00066	0.10	0.0963	0.0956	0.0971	0.085 to 0.115	96.3	70 to 130	0.660	20
BA04066	Selenium, Total	mg/L	0.0000111	0.00066	0.10	0.0985	0.0983	0.103	0.085 to 0.115	98.5	70 to 130	0.236	20
BA04066	Boron, Total	mg/L	0.00456	0.0650254	1.00	3.03	3.02	1.01	0.85 to 1.15	104	70 to 130	0.344	20
BA04066	Molybdenum, Total	mg/L	0.0000217	0.0001474	0.10	0.0947	0.0950	0.0975	0.085 to 0.115	94.7	70 to 130	0.226	20
BA04066	Beryllium, Total	mg/L	0.00000564	0.00088	0.10	0.0996	0.0979	0.101	0.085 to 0.115	99.6	70 to 130	1.79	20
BA04066	Calcium, Total	mg/L	-0.0119	0.1518	5.00	100	100	5.28	4.25 to 5.75	92.8	70 to 130	0.0578	20
BA04066	Cobalt, Total	mg/L	-0.00000190	0.0001474	0.10	0.0951	0.0948	0.102	0.085 to 0.115	95.1	70 to 130	0.370	20
BA04066	Lead, Total	mg/L	0.00000363	0.0001474	0.10	0.0974	0.0998	0.105	0.085 to 0.115	97.4	70 to 130	2.40	20

Comments:

Alabama Power
General Test Laboratory
744 County Road 87, GSC #8
Calera, AL 35040

Alabama Power

Batch QC Summary

Customer Account: WMWGASAP
Sample Date: 2/25/20 16:11
Customer ID:
Delivery Date: 2/26/20 15:23

Description: Gaston Ash Pond - MW-18

Laboratory ID Number: BA04052

Sample	Analysis	Units	MB	MB Limit	Spike	MS	Sample Duplicate	Standard	Standard Limit	Rec	Rec Limit	Prec	Prec Limit
BA04062	Fluoride	mg/L	0.0307	0.05	2.50	2.66	0.102	2.59	2.25 to 2.75	102	80 to 120	2.48	20
BA04062	Chloride	mg/L	-0.0249	0.50	100	227	128	9.98	9 to 11	89.0	80 to 120	7.52	20
BA04063	Solids, Dissolved	mg/L	1.00	25			351	50.0	40 to 60			0.284	5
BA04062	Sulfate	mg/L	-0.678	0.50	1600	1800	323	19.2	18 to 22	92.1	80 to 120	0.924	20

Comments:

Reported: 3/24/2020
Version: 3.1
COA_CCR

Alabama Power
General Test Laboratory
744 County Road 87, GSC #8
Calera, AL 35040

Certificate Of Analysis

Alabama Power

Description: Gaston Ash Pond Field Blank

Location Code: WMWGASAPFB
Collected: 2/25/20 17:31
Customer ID:
Submittal Date: 2/26/20 15:23

Laboratory ID Number: BA04053

Name	Prepared	Analyzed	Vio Spec	DF	Results	Units	MDL	RL	Q
Analytical Method: EPA 200.7	***Analyst: RDA***				***Preparation Method: EPA 1638***				
* Boron, Total	3/2/20 14:50	3/3/20 12:37		1.015	Not Detected	mg/L	0.03	0.1	U
* Calcium, Total	3/2/20 14:50	3/3/20 12:37		1.015	Not Detected	mg/L	0.1	0.5	U
* Lithium, Total	3/2/20 14:50	3/3/20 12:37		1.015	Not Detected	mg/L	0.01	0.02	U
Analytical Method: EPA 200.8	***Analyst: DLJ***				***Preparation Method: EPA 1638***				
* Antimony, Total	2/27/20 14:00	2/28/20 12:37		1.015	Not Detected	mg/L	0.0008	0.003	U
* Arsenic, Total	2/27/20 14:00	2/28/20 12:37		1.015	Not Detected	mg/L	0.001	0.005	U
* Barium, Total	2/27/20 14:00	2/28/20 12:37		1.015	Not Detected	mg/L	0.002	0.01	U
* Beryllium, Total	2/27/20 14:00	2/28/20 12:37		1.015	Not Detected	mg/L	0.0006	0.003	U
* Cadmium, Total	2/27/20 14:00	2/28/20 12:37		1.015	Not Detected	mg/L	0.0003	0.001	U
* Chromium, Total	2/27/20 14:00	2/28/20 12:37		1.015	Not Detected	mg/L	0.002	0.01	U
* Cobalt, Total	2/27/20 14:00	2/28/20 12:37		1.015	Not Detected	mg/L	0.002	0.005	U
* Lead, Total	2/27/20 14:00	2/28/20 12:37		1.015	Not Detected	mg/L	0.001	0.005	U
* Molybdenum, Total	2/27/20 14:00	2/28/20 12:37		1.015	Not Detected	mg/L	0.002	0.01	U
* Selenium, Total	2/27/20 14:00	2/28/20 12:37		1.015	Not Detected	mg/L	0.002	0.01	U
* Thallium, Total	2/27/20 14:00	2/28/20 12:37		1.015	Not Detected	mg/L	0.0002	0.001	U
Analytical Method: EPA 245.1	***Analyst: GAS***								
* Mercury, Total by CVAA	3/2/20 14:14	3/3/20 12:48		1	Not Detected	mg/L	0.0003	0.0005	U
Analytical Method: SM 2540C	***Analyst: TJW***								
* Solids, Dissolved	2/27/20 13:13	3/2/20 11:35		1	Not Detected	mg/L		25	U
Analytical Method: SM4500Cl E	***Analyst: JCC***								
* Chloride	2/27/20 13:57	2/27/20 13:57		1	Not Detected	mg/L	0.50	1	U
Analytical Method: SM4500F G 2017	***Analyst: JCC***								
* Fluoride	3/2/20 14:26	3/2/20 14:26		1	Not Detected	mg/L	0.05	0.1	U
Analytical Method: SM4500SO4 E	***Analyst: JCC***								
* Sulfate	3/3/20 10:03	3/3/20 10:03		1	Not Detected	mg/L	0.50	1	U

MDL's and RL's are adjusted for sample dilution, as applicable

Comments:

Reported: 3/24/2020
Version: 3.1
COA_CCR

Alabama Power
General Test Laboratory
744 County Road 87, GSC #8
Calera, AL 35040

Batch QC Summary

Alabama Power

Customer Account: WMWGASAPFB
Sample Date: 2/25/20 17:31
Customer ID:
Delivery Date: 2/26/20 15:23

Description: Gaston Ash Pond Field Blank

Laboratory ID Number: BA04053

Sample	Analysis	Units	MB	MB Limit	Spike	MS	MSD	Standard	Standard Limit	Rec	Rec Limit	Prec	Prec Limit
BA04066	Thallium, Total	mg/L	0.00000482	0.0001474	0.10	0.102	0.106	0.110	0.085 to 0.115	102	70 to 130	4.08	20
BA04066	Cadmium, Total	mg/L	0.00000444	0.0001474	0.10	0.0981	0.0947	0.100	0.085 to 0.115	98.1	70 to 130	3.58	20
BA04066	Chromium, Total	mg/L	-0.0000323	0.00044	0.10	0.0972	0.0958	0.103	0.085 to 0.115	97.2	70 to 130	1.46	20
BA04066	Boron, Total	mg/L	0.00456	0.0650254	1.00	3.03	3.02	1.01	0.85 to 1.15	104	70 to 130	0.344	20
BA04066	Molybdenum, Total	mg/L	0.0000217	0.0001474	0.10	0.0947	0.0950	0.0975	0.085 to 0.115	94.7	70 to 130	0.226	20
BA04066	Arsenic, Total	mg/L	0.0000125	0.0001474	0.10	0.0990	0.0997	0.104	0.085 to 0.115	99.0	70 to 130	0.669	20
BA04066	Beryllium, Total	mg/L	0.00000564	0.00088	0.10	0.0996	0.0979	0.101	0.085 to 0.115	99.6	70 to 130	1.79	20
BA04066	Calcium, Total	mg/L	-0.0119	0.1518	5.00	100	100	5.28	4.25 to 5.75	92.8	70 to 130	0.0578	20
BA04066	Cobalt, Total	mg/L	-0.00000190	0.0001474	0.10	0.0951	0.0948	0.102	0.085 to 0.115	95.1	70 to 130	0.370	20
BA04066	Lead, Total	mg/L	0.00000363	0.0001474	0.10	0.0974	0.0998	0.105	0.085 to 0.115	97.4	70 to 130	2.40	20
BA04063	Mercury, Total by CVAA	mg/L	0.000121	0.0005	0.004	0.00369	0.00370	0.00411	0.0034 to 0.0046	92.3	70 to 130	0.133	20
BA04066	Barium, Total	mg/L	-0.0000100	0.0002	0.10	0.123	0.121	0.0970	0.085 to 0.115	97.0	70 to 130	1.74	20
BA04066	Lithium, Total	mg/L	-0.0000216	0.0154	0.20	0.220	0.222	0.199	0.17 to 0.23	110	70 to 130	0.786	20
BA04066	Antimony, Total	mg/L	0.000269	0.00066	0.10	0.0963	0.0956	0.0971	0.085 to 0.115	96.3	70 to 130	0.660	20
BA04066	Selenium, Total	mg/L	0.0000111	0.00066	0.10	0.0985	0.0983	0.103	0.085 to 0.115	98.5	70 to 130	0.236	20

Comments:

Reported: 3/24/2020
Version: 3.1
COA_CCR

Alabama Power
General Test Laboratory
744 County Road 87, GSC #8
Calera, AL 35040

Alabama Power

Batch QC Summary

Customer Account: WMWGASAPFB
Sample Date: 2/25/20 17:31
Customer ID:
Delivery Date: 2/26/20 15:23

Description: Gaston Ash Pond Field Blank

Laboratory ID Number: BA04053

Sample	Analysis	Units	MB	MB Limit	Spike	MS	Sample Duplicate	Standard	Standard Limit	Rec	Rec Limit	Prec	Prec Limit
BA04063	Solids, Dissolved	mg/L	1.00	25			351	50.0	40 to 60			0.284	5
BA04062	Chloride	mg/L	-0.0249	0.50	100	227	128	9.98	9 to 11	89.0	80 to 120	7.52	20
BA04062	Sulfate	mg/L	-0.678	0.50	1600	1800	323	19.2	18 to 22	92.1	80 to 120	0.924	20
BA04062	Fluoride	mg/L	0.0307	0.05	2.50	2.66	0.102	2.59	2.25 to 2.75	102	80 to 120	2.48	20

Comments:

Reported: 3/24/2020
Version: 3.1
COA_CCR

Alabama Power
General Test Laboratory
744 County Road 87, GSC #8
Calera, AL 35040

Certificate Of Analysis

Alabama Power

Description: Gaston Ash Pond - MW-27

Location Code: WMWGASAP
Collected: 2/25/20 10:10
Customer ID:
Submittal Date: 2/26/20 16:46

Laboratory ID Number: BA04060

Name	Prepared	Analyzed	Vio Spec	DF	Results	Units	MDL	RL	Q
Analytical Method: EPA 200.7	***Analyst: RDA***				***Preparation Method: EPA 1638***				
* Boron, Total	3/2/20 14:50	3/3/20 12:40		1.015	0.352	mg/L	0.03	0.1	
* Calcium, Total	3/2/20 14:50	3/3/20 12:40		1.015	31.5	mg/L	0.1	0.5	
* Lithium, Total	3/2/20 14:50	3/3/20 12:40		1.015	Not Detected	mg/L	0.01	0.02	U
Analytical Method: EPA 200.8	***Analyst: DLJ***				***Preparation Method: EPA 1638***				
* Antimony, Total	2/27/20 14:00	2/28/20 12:40		1.015	Not Detected	mg/L	0.0008	0.003	U
* Arsenic, Total	2/27/20 14:00	2/28/20 12:40		1.015	Not Detected	mg/L	0.001	0.005	U
* Barium, Total	2/27/20 14:00	2/28/20 12:40		1.015	0.0149	mg/L	0.002	0.01	
* Beryllium, Total	2/27/20 14:00	2/28/20 12:40		1.015	Not Detected	mg/L	0.0006	0.003	U
* Cadmium, Total	2/27/20 14:00	2/28/20 12:40		1.015	Not Detected	mg/L	0.0003	0.001	U
* Chromium, Total	2/27/20 14:00	2/28/20 12:40		1.015	Not Detected	mg/L	0.002	0.01	U
* Cobalt, Total	2/27/20 14:00	2/28/20 12:40		1.015	Not Detected	mg/L	0.002	0.005	U
* Lead, Total	2/27/20 14:00	2/28/20 12:40		1.015	Not Detected	mg/L	0.001	0.005	U
* Molybdenum, Total	2/27/20 14:00	2/28/20 12:40		1.015	0.00511	mg/L	0.002	0.01	J
* Selenium, Total	2/27/20 14:00	2/28/20 12:40		1.015	Not Detected	mg/L	0.002	0.01	U
* Thallium, Total	2/27/20 14:00	2/28/20 12:40		1.015	Not Detected	mg/L	0.0002	0.001	U
Analytical Method: EPA 245.1	***Analyst: GAS***								
* Mercury, Total by CVAA	3/2/20 14:14	3/3/20 12:50		1	Not Detected	mg/L	0.0003	0.0005	U
Analytical Method: SM 2540C	***Analyst: TJW***								
* Solids, Dissolved	2/27/20 13:13	3/2/20 11:35		1	173	mg/L		25	
Analytical Method: SM4500Cl E	***Analyst: JCC***								
* Chloride	2/27/20 13:58	2/27/20 13:58		3	22.1	mg/L	1.50	3	
Analytical Method: SM4500F G 2017	***Analyst: JCC***								
* Fluoride	3/2/20 14:28	3/2/20 14:28		1	0.0554	mg/L	0.05	0.1	J
Analytical Method: SM4500SO4 E	***Analyst: JCC***								
* Sulfate	3/3/20 10:04	3/3/20 10:04		1	26.5	mg/L	0.50	1	
Analytical Method: Field Measurements	***Analyst: TJD***								
Conductivity	2/25/20 10:07	2/25/20 10:07			291.95	uS/cm			FA
pH	2/25/20 10:07	2/25/20 10:07			6.70	SU			FA
Temperature	2/25/20 10:07	2/25/20 10:07			19.30	C			FA
Turbidity	2/25/20 10:07	2/25/20 10:07			1.68	NTU			FA

MDL's and RL's are adjusted for sample dilution, as applicable

Comments:

Reported: 3/24/2020
Version: 3.1
COA_CCR

Alabama Power
General Test Laboratory
744 County Road 87, GSC #8
Calera, AL 35040

Batch QC Summary

Alabama Power

Customer Account: WMWGASAP
Sample Date: 2/25/20 10:10
Customer ID:
Delivery Date: 2/26/20 16:46

Description: Gaston Ash Pond - MW-27

Laboratory ID Number: BA04060

Sample	Analysis	Units	MB	MB Limit	Spike	MS	MSD	Standard	Standard Limit	Rec	Rec Limit	Prec	Prec Limit
BA04066	Arsenic, Total	mg/L	0.0000125	0.0001474	0.10	0.0990	0.0997	0.104	0.085 to 0.115	99.0	70 to 130	0.669	20
BA04066	Cadmium, Total	mg/L	0.00000444	0.0001474	0.10	0.0981	0.0947	0.100	0.085 to 0.115	98.1	70 to 130	3.58	20
BA04066	Thallium, Total	mg/L	0.00000482	0.0001474	0.10	0.102	0.106	0.110	0.085 to 0.115	102	70 to 130	4.08	20
BA04066	Boron, Total	mg/L	0.00456	0.0650254	1.00	3.03	3.02	1.01	0.85 to 1.15	104	70 to 130	0.344	20
BA04066	Molybdenum, Total	mg/L	0.0000217	0.0001474	0.10	0.0947	0.0950	0.0975	0.085 to 0.115	94.7	70 to 130	0.226	20
BA04066	Chromium, Total	mg/L	-0.0000323	0.00044	0.10	0.0972	0.0958	0.103	0.085 to 0.115	97.2	70 to 130	1.46	20
BA04066	Beryllium, Total	mg/L	0.00000564	0.00088	0.10	0.0996	0.0979	0.101	0.085 to 0.115	99.6	70 to 130	1.79	20
BA04066	Calcium, Total	mg/L	-0.0119	0.1518	5.00	100	100	5.28	4.25 to 5.75	92.8	70 to 130	0.0578	20
BA04066	Cobalt, Total	mg/L	-0.00000190	0.0001474	0.10	0.0951	0.0948	0.102	0.085 to 0.115	95.1	70 to 130	0.370	20
BA04066	Lead, Total	mg/L	0.00000363	0.0001474	0.10	0.0974	0.0998	0.105	0.085 to 0.115	97.4	70 to 130	2.40	20
BA04063	Mercury, Total by CVAA	mg/L	0.000121	0.0005	0.004	0.00369	0.00370	0.00411	0.0034 to 0.0046	92.3	70 to 130	0.133	20
BA04066	Barium, Total	mg/L	-0.0000100	0.0002	0.10	0.123	0.121	0.0970	0.085 to 0.115	97.0	70 to 130	1.74	20
BA04066	Lithium, Total	mg/L	-0.0000216	0.0154	0.20	0.220	0.222	0.199	0.17 to 0.23	110	70 to 130	0.786	20
BA04066	Antimony, Total	mg/L	0.000269	0.00066	0.10	0.0963	0.0956	0.0971	0.085 to 0.115	96.3	70 to 130	0.660	20
BA04066	Selenium, Total	mg/L	0.0000111	0.00066	0.10	0.0985	0.0983	0.103	0.085 to 0.115	98.5	70 to 130	0.236	20

Comments:

Alabama Power
General Test Laboratory
744 County Road 87, GSC #8
Calera, AL 35040

Alabama Power

Batch QC Summary

Customer Account: WMWGASAP
Sample Date: 2/25/20 10:10
Customer ID:
Delivery Date: 2/26/20 16:46

Description: Gaston Ash Pond - MW-27

Laboratory ID Number: BA04060

Sample	Analysis	Units	MB	MB Limit	Spike	MS	Sample Duplicate	Standard	Standard Limit	Rec	Rec Limit	Prec	Prec Limit
BA04063	Solids, Dissolved	mg/L	1.00	25			351	50.0	40 to 60			0.284	5
BA04062	Fluoride	mg/L	0.0307	0.05	2.50	2.66	0.102	2.59	2.25 to 2.75	102	80 to 120	2.48	20
BA04062	Sulfate	mg/L	-0.678	0.50	1600	1800	323	19.2	18 to 22	92.1	80 to 120	0.924	20
BA04062	Chloride	mg/L	-0.0249	0.50	100	227	128	9.98	9 to 11	89.0	80 to 120	7.52	20

Comments:

Alabama Power
General Test Laboratory
744 County Road 87, GSC #8
Calera, AL 35040

Certificate Of Analysis

Alabama Power

Description: Gaston Ash Pond - MW-27 DUP

Location Code: WMWGASAP
Collected: 2/25/20 10:10
Customer ID:
Submittal Date: 2/26/20 16:46

Laboratory ID Number: BA04061

Name	Prepared	Analyzed	Vio Spec	DF	Results	Units	MDL	RL	Q
Analytical Method: EPA 200.7	***Analyst: RDA***				***Preparation Method: EPA 1638***				
* Boron, Total	3/2/20 14:50	3/3/20 12:43		1.015	0.352	mg/L	0.03	0.1	
* Calcium, Total	3/2/20 14:50	3/3/20 12:43		1.015	31.4	mg/L	0.1	0.5	
* Lithium, Total	3/2/20 14:50	3/3/20 12:43		1.015	Not Detected	mg/L	0.01	0.02	U
Analytical Method: EPA 200.8	***Analyst: DLJ***				***Preparation Method: EPA 1638***				
* Antimony, Total	2/27/20 14:00	2/28/20 12:43		1.015	Not Detected	mg/L	0.0008	0.003	U
* Arsenic, Total	2/27/20 14:00	2/28/20 12:43		1.015	Not Detected	mg/L	0.001	0.005	U
* Barium, Total	2/27/20 14:00	2/28/20 12:43		1.015	0.0152	mg/L	0.002	0.01	
* Beryllium, Total	2/27/20 14:00	2/28/20 12:43		1.015	Not Detected	mg/L	0.0006	0.003	U
* Cadmium, Total	2/27/20 14:00	2/28/20 12:43		1.015	Not Detected	mg/L	0.0003	0.001	U
* Chromium, Total	2/27/20 14:00	2/28/20 12:43		1.015	Not Detected	mg/L	0.002	0.01	U
* Cobalt, Total	2/27/20 14:00	2/28/20 12:43		1.015	Not Detected	mg/L	0.002	0.005	U
* Lead, Total	2/27/20 14:00	2/28/20 12:43		1.015	Not Detected	mg/L	0.001	0.005	U
* Molybdenum, Total	2/27/20 14:00	2/28/20 12:43		1.015	0.00513	mg/L	0.002	0.01	J
* Selenium, Total	2/27/20 14:00	2/28/20 12:43		1.015	Not Detected	mg/L	0.002	0.01	U
* Thallium, Total	2/27/20 14:00	2/28/20 12:43		1.015	Not Detected	mg/L	0.0002	0.001	U
Analytical Method: EPA 245.1	***Analyst: GAS***								
* Mercury, Total by CVAA	3/2/20 14:14	3/3/20 12:53		1	Not Detected	mg/L	0.0003	0.0005	U
Analytical Method: SM 2540C	***Analyst: TJW***								
* Solids, Dissolved	2/27/20 13:13	3/2/20 11:35		1	170	mg/L		25	
Analytical Method: SM4500Cl E	***Analyst: JCC***								
* Chloride	2/27/20 13:59	2/27/20 13:59		3	21.9	mg/L	1.50	3	
Analytical Method: SM4500F G 2017	***Analyst: JCC***								
* Fluoride	3/2/20 14:29	3/2/20 14:29		1	0.0500	mg/L	0.05	0.1	J
Analytical Method: SM4500SO4 E	***Analyst: JCC***								
* Sulfate	3/3/20 10:05	3/3/20 10:05		1	26.7	mg/L	0.50	1	
Analytical Method: Field Measurements	***Analyst: TJD***								
Conductivity	2/25/20 10:07	2/25/20 10:07			291.95	uS/cm			FA
pH	2/25/20 10:07	2/25/20 10:07			6.70	SU			FA
Temperature	2/25/20 10:07	2/25/20 10:07			19.30	C			FA
Turbidity	2/25/20 10:07	2/25/20 10:07			1.68	NTU			FA

MDL's and RL's are adjusted for sample dilution, as applicable

Comments:

Reported: 3/24/2020
Version: 3.1
COA_CCR

Alabama Power
General Test Laboratory
744 County Road 87, GSC #8
Calera, AL 35040

Batch QC Summary

Alabama Power

Customer Account: WMWGASAP
Sample Date: 2/25/20 10:10
Customer ID:
Delivery Date: 2/26/20 16:46

Description: Gaston Ash Pond - MW-27 DUP

Laboratory ID Number: BA04061

Sample	Analysis	Units	MB	MB Limit	Spike	MS	MSD	Standard	Standard Limit	Rec	Rec Limit	Prec	Prec Limit
BA04066	Thallium, Total	mg/L	0.00000482	0.0001474	0.10	0.102	0.106	0.110	0.085 to 0.115	102	70 to 130	4.08	20
BA04066	Cadmium, Total	mg/L	0.00000444	0.0001474	0.10	0.0981	0.0947	0.100	0.085 to 0.115	98.1	70 to 130	3.58	20
BA04066	Chromium, Total	mg/L	-0.0000323	0.00044	0.10	0.0972	0.0958	0.103	0.085 to 0.115	97.2	70 to 130	1.46	20
BA04066	Boron, Total	mg/L	0.00456	0.0650254	1.00	3.03	3.02	1.01	0.85 to 1.15	104	70 to 130	0.344	20
BA04066	Molybdenum, Total	mg/L	0.0000217	0.0001474	0.10	0.0947	0.0950	0.0975	0.085 to 0.115	94.7	70 to 130	0.226	20
BA04066	Arsenic, Total	mg/L	0.0000125	0.0001474	0.10	0.0990	0.0997	0.104	0.085 to 0.115	99.0	70 to 130	0.669	20
BA04063	Mercury, Total by CVAA	mg/L	0.000121	0.0005	0.004	0.00369	0.00370	0.00411	0.0034 to 0.0046	92.3	70 to 130	0.133	20
BA04066	Barium, Total	mg/L	-0.0000100	0.0002	0.10	0.123	0.121	0.0970	0.085 to 0.115	97.0	70 to 130	1.74	20
BA04066	Lithium, Total	mg/L	-0.0000216	0.0154	0.20	0.220	0.222	0.199	0.17 to 0.23	110	70 to 130	0.786	20
BA04066	Antimony, Total	mg/L	0.000269	0.00066	0.10	0.0963	0.0956	0.0971	0.085 to 0.115	96.3	70 to 130	0.660	20
BA04066	Selenium, Total	mg/L	0.0000111	0.00066	0.10	0.0985	0.0983	0.103	0.085 to 0.115	98.5	70 to 130	0.236	20
BA04066	Beryllium, Total	mg/L	0.00000564	0.00088	0.10	0.0996	0.0979	0.101	0.085 to 0.115	99.6	70 to 130	1.79	20
BA04066	Calcium, Total	mg/L	-0.0119	0.1518	5.00	100	100	5.28	4.25 to 5.75	92.8	70 to 130	0.0578	20
BA04066	Cobalt, Total	mg/L	-0.00000190	0.0001474	0.10	0.0951	0.0948	0.102	0.085 to 0.115	95.1	70 to 130	0.370	20
BA04066	Lead, Total	mg/L	0.00000363	0.0001474	0.10	0.0974	0.0998	0.105	0.085 to 0.115	97.4	70 to 130	2.40	20

Comments:

Reported: 3/24/2020
Version: 3.1
COA_CCR

Alabama Power
General Test Laboratory
744 County Road 87, GSC #8
Calera, AL 35040

Alabama Power

Batch QC Summary

Customer Account: WMWGASAP
Sample Date: 2/25/20 10:10
Customer ID:
Delivery Date: 2/26/20 16:46

Description: Gaston Ash Pond - MW-27 DUP

Laboratory ID Number: BA04061

Sample	Analysis	Units	MB	MB Limit	Spike	MS	Sample Duplicate	Standard	Standard Limit	Rec	Rec Limit	Prec	Prec Limit
BA04062	Fluoride	mg/L	0.0307	0.05	2.50	2.66	0.102	2.59	2.25 to 2.75	102	80 to 120	2.48	20
BA04063	Solids, Dissolved	mg/L	1.00	25			351	50.0	40 to 60			0.284	5
BA04062	Chloride	mg/L	-0.0249	0.50	100	227	128	9.98	9 to 11	89.0	80 to 120	7.52	20
BA04062	Sulfate	mg/L	-0.678	0.50	1600	1800	323	19.2	18 to 22	92.1	80 to 120	0.924	20

Comments:

Reported: 3/24/2020
Version: 3.1
COA_CCR

Alabama Power
General Test Laboratory
744 County Road 87, GSC #8
Calera, AL 35040

Certificate Of Analysis

Alabama Power

Description: Gaston Ash Pond - MW-15R

Location Code: WMWGASAP
Collected: 2/25/20 11:58
Customer ID:
Submittal Date: 2/26/20 16:46

Laboratory ID Number: BA04062

Name	Prepared	Analyzed	Vio Spec	DF	Results	Units	MDL	RL	Q
Analytical Method: EPA 200.7	***Analyst: RDA***				***Preparation Method: EPA 1638***				
* Boron, Total	3/2/20 14:50	3/3/20 12:46		1.015	3.13	mg/L	0.03	0.1	
* Calcium, Total	3/2/20 14:50	3/3/20 13:29		10.15	120	mg/L	1.015	5.075	
* Lithium, Total	3/2/20 14:50	3/3/20 12:46		1.015	0.0848	mg/L	0.01	0.02	
Analytical Method: EPA 200.8	***Analyst: DLJ***				***Preparation Method: EPA 1638***				
* Antimony, Total	2/27/20 14:00	2/28/20 12:45		1.015	Not Detected	mg/L	0.0008	0.003	U
* Arsenic, Total	2/27/20 14:00	2/28/20 12:45		1.015	0.00129	mg/L	0.001	0.005	J
* Barium, Total	2/27/20 14:00	2/28/20 12:45		1.015	0.0693	mg/L	0.002	0.01	
* Beryllium, Total	2/27/20 14:00	2/28/20 12:45		1.015	Not Detected	mg/L	0.0006	0.003	U
* Cadmium, Total	2/27/20 14:00	2/28/20 12:45		1.015	Not Detected	mg/L	0.0003	0.001	U
* Chromium, Total	2/27/20 14:00	2/28/20 12:45		1.015	Not Detected	mg/L	0.002	0.01	U
* Cobalt, Total	2/27/20 14:00	2/28/20 12:45		1.015	Not Detected	mg/L	0.002	0.005	U
* Lead, Total	2/27/20 14:00	2/28/20 12:45		1.015	Not Detected	mg/L	0.001	0.005	U
* Molybdenum, Total	2/27/20 14:00	2/28/20 12:45		1.015	0.209	mg/L	0.002	0.01	
* Selenium, Total	2/27/20 14:00	2/28/20 12:45		1.015	Not Detected	mg/L	0.002	0.01	U
* Thallium, Total	2/27/20 14:00	2/28/20 12:45		1.015	Not Detected	mg/L	0.0002	0.001	U
Analytical Method: EPA 245.1	***Analyst: GAS***								
* Mercury, Total by CVAA	3/2/20 14:14	3/3/20 12:55		1	Not Detected	mg/L	0.0003	0.0005	U
Analytical Method: SM 2540C	***Analyst: TJW***								
* Solids, Dissolved	2/27/20 13:13	3/2/20 11:35		1	674	mg/L		50	
Analytical Method: SM4500Cl E	***Analyst: JCC***								
* Chloride	2/27/20 14:00	2/27/20 14:00		10	138	mg/L	5.00	10	
Analytical Method: SM4500F G 2017	***Analyst: JCC***								
* Fluoride	3/2/20 14:30	3/2/20 14:30		1	0.0995	mg/L	0.05	0.1	J
Analytical Method: SM4500SO4 E	***Analyst: JCC***								
* Sulfate	3/3/20 10:06	3/3/20 10:06		80	326	mg/L	40.00	80	
Analytical Method: Field Measurements	***Analyst: TJD***								
Conductivity	2/25/20 11:55	2/25/20 11:55			1055.41	uS/cm			FA
pH	2/25/20 11:55	2/25/20 11:55			7.64	SU			FA
Temperature	2/25/20 11:55	2/25/20 11:55			19.10	C			FA
Turbidity	2/25/20 11:55	2/25/20 11:55			0.68	NTU			FA

MDL's and RL's are adjusted for sample dilution, as applicable

Comments:

Reported: 3/24/2020
Version: 3.1
COA_CCR

Alabama Power
General Test Laboratory
744 County Road 87, GSC #8
Calera, AL 35040

Batch QC Summary

Alabama Power

Customer Account: WMWGASAP
Sample Date: 2/25/20 11:58
Customer ID:
Delivery Date: 2/26/20 16:46

Description: Gaston Ash Pond - MW-15R

Laboratory ID Number: BA04062

Sample	Analysis	Units	MB	MB Limit	Spike	MS	MSD	Standard	Standard Limit	Rec	Rec Limit	Prec	Prec Limit
BA04066	Thallium, Total	mg/L	0.00000482	0.0001474	0.10	0.102	0.106	0.110	0.085 to 0.115	102	70 to 130	4.08	20
BA04066	Cadmium, Total	mg/L	0.00000444	0.0001474	0.10	0.0981	0.0947	0.100	0.085 to 0.115	98.1	70 to 130	3.58	20
BA04066	Arsenic, Total	mg/L	0.0000125	0.0001474	0.10	0.0990	0.0997	0.104	0.085 to 0.115	99.0	70 to 130	0.669	20
BA04066	Chromium, Total	mg/L	-0.0000323	0.00044	0.10	0.0972	0.0958	0.103	0.085 to 0.115	97.2	70 to 130	1.46	20
BA04066	Beryllium, Total	mg/L	0.00000564	0.00088	0.10	0.0996	0.0979	0.101	0.085 to 0.115	99.6	70 to 130	1.79	20
BA04066	Calcium, Total	mg/L	-0.0119	0.1518	5.00	100	100	5.28	4.25 to 5.75	92.8	70 to 130	0.0578	20
BA04066	Cobalt, Total	mg/L	-0.00000190	0.0001474	0.10	0.0951	0.0948	0.102	0.085 to 0.115	95.1	70 to 130	0.370	20
BA04066	Lead, Total	mg/L	0.00000363	0.0001474	0.10	0.0974	0.0998	0.105	0.085 to 0.115	97.4	70 to 130	2.40	20
BA04063	Mercury, Total by CVAA	mg/L	0.000121	0.0005	0.004	0.00369	0.00370	0.00411	0.0034 to 0.0046	92.3	70 to 130	0.133	20
BA04066	Barium, Total	mg/L	-0.0000100	0.0002	0.10	0.123	0.121	0.0970	0.085 to 0.115	97.0	70 to 130	1.74	20
BA04066	Lithium, Total	mg/L	-0.0000216	0.0154	0.20	0.220	0.222	0.199	0.17 to 0.23	110	70 to 130	0.786	20
BA04066	Antimony, Total	mg/L	0.000269	0.00066	0.10	0.0963	0.0956	0.0971	0.085 to 0.115	96.3	70 to 130	0.660	20
BA04066	Selenium, Total	mg/L	0.0000111	0.00066	0.10	0.0985	0.0983	0.103	0.085 to 0.115	98.5	70 to 130	0.236	20
BA04066	Boron, Total	mg/L	0.00456	0.0650254	1.00	3.03	3.02	1.01	0.85 to 1.15	104	70 to 130	0.344	20
BA04066	Molybdenum, Total	mg/L	0.0000217	0.0001474	0.10	0.0947	0.0950	0.0975	0.085 to 0.115	94.7	70 to 130	0.226	20

Comments:

Reported: 3/24/2020
Version: 3.1
COA_CCR

Alabama Power
General Test Laboratory
744 County Road 87, GSC #8
Calera, AL 35040

Alabama Power

Batch QC Summary

Customer Account: WMWGASAP
Sample Date: 2/25/20 11:58
Customer ID:
Delivery Date: 2/26/20 16:46

Description: Gaston Ash Pond - MW-15R

Laboratory ID Number: BA04062

Sample	Analysis	Units	MB	MB Limit	Spike	MS	Sample Duplicate	Standard	Standard Limit	Rec	Rec Limit	Prec	Prec Limit
BA04062	Fluoride	mg/L	0.0307	0.05	2.50	2.66	0.102	2.59	2.25 to 2.75	102	80 to 120	2.48	20
BA04063	Solids, Dissolved	mg/L	1.00	25			351	50.0	40 to 60			0.284	5
BA04062	Sulfate	mg/L	-0.678	0.50	1600	1800	323	19.2	18 to 22	92.1	80 to 120	0.924	20
BA04062	Chloride	mg/L	-0.0249	0.50	100	227	128	9.98	9 to 11	89.0	80 to 120	7.52	20

Comments:

Reported: 3/24/2020
Version: 3.1
COA_CCR

Alabama Power
General Test Laboratory
744 County Road 87, GSC #8
Calera, AL 35040

Certificate Of Analysis

Alabama Power

Description: Gaston Ash Pond - MW-33V

Location Code: WMWGASAP
Collected: 2/25/20 13:45
Customer ID:
Submittal Date: 2/26/20 16:46

Laboratory ID Number: BA04063

Name	Prepared	Analyzed	Vio Spec	DF	Results	Units	MDL	RL	Q
Analytical Method: EPA 200.7	***Analyst: RDA***				***Preparation Method: EPA 1638***				
* Boron, Total	3/2/20 14:50	3/3/20 12:49		1.015	0.337	mg/L	0.03	0.1	
* Calcium, Total	3/2/20 14:50	3/3/20 13:32		10.15	56.6	mg/L	1.015	5.075	
* Lithium, Total	3/2/20 14:50	3/3/20 12:49		1.015	0.164	mg/L	0.01	0.02	
Analytical Method: EPA 200.8	***Analyst: DLJ***				***Preparation Method: EPA 1638***				
* Antimony, Total	2/27/20 14:00	2/28/20 12:48		1.015	Not Detected	mg/L	0.0008	0.003	U
* Arsenic, Total	2/27/20 14:00	2/28/20 12:48		1.015	0.00476	mg/L	0.001	0.005	J
* Barium, Total	2/27/20 14:00	2/28/20 12:48		1.015	0.0549	mg/L	0.002	0.01	
* Beryllium, Total	2/27/20 14:00	2/28/20 12:48		1.015	Not Detected	mg/L	0.0006	0.003	U
* Cadmium, Total	2/27/20 14:00	2/28/20 12:48		1.015	Not Detected	mg/L	0.0003	0.001	U
* Chromium, Total	2/27/20 14:00	2/28/20 12:48		1.015	Not Detected	mg/L	0.002	0.01	U
* Cobalt, Total	2/27/20 14:00	2/28/20 12:48		1.015	Not Detected	mg/L	0.002	0.005	U
* Lead, Total	2/27/20 14:00	2/28/20 12:48		1.015	Not Detected	mg/L	0.001	0.005	U
* Molybdenum, Total	2/27/20 14:00	2/28/20 12:48		1.015	0.126	mg/L	0.002	0.01	
* Selenium, Total	2/27/20 14:00	2/28/20 12:48		1.015	Not Detected	mg/L	0.002	0.01	U
* Thallium, Total	2/27/20 14:00	2/28/20 12:48		1.015	Not Detected	mg/L	0.0002	0.001	U
Analytical Method: EPA 245.1	***Analyst: GAS***								
* Mercury, Total by CVAA	3/2/20 14:14	3/3/20 12:57		1	Not Detected	mg/L	0.0003	0.0005	U
Analytical Method: SM 2540C	***Analyst: TJW***								
* Solids, Dissolved	2/27/20 13:13	3/2/20 11:35		1	353	mg/L		25	
Analytical Method: SM4500Cl E	***Analyst: JCC***								
* Chloride	2/27/20 14:31	2/27/20 14:31		4	29.2	mg/L	2.00	4	
Analytical Method: SM4500F G 2017	***Analyst: JCC***								
* Fluoride	3/2/20 14:42	3/2/20 14:42		1	0.235	mg/L	0.05	0.1	
Analytical Method: SM4500SO4 E	***Analyst: JCC***								
* Sulfate	3/3/20 10:37	3/3/20 10:37		3	55.5	mg/L	1.50	3	
Analytical Method: Field Measurements	***Analyst: TJD***								
Conductivity	2/25/20 13:41	2/25/20 13:41			623.93	uS/cm			FA
pH	2/25/20 13:41	2/25/20 13:41			7.72	SU			FA
Temperature	2/25/20 13:41	2/25/20 13:41			20.08	C			FA
Turbidity	2/25/20 13:41	2/25/20 13:41			1.6	NTU			FA

MDL's and RL's are adjusted for sample dilution, as applicable

Comments:

Reported: 3/24/2020
Version: 3.1
COA_CCR

Alabama Power
General Test Laboratory
744 County Road 87, GSC #8
Calera, AL 35040

Batch QC Summary

Alabama Power

Customer Account: WMWGASAP
Sample Date: 2/25/20 13:45
Customer ID:
Delivery Date: 2/26/20 16:46

Description: Gaston Ash Pond - MW-33V

Laboratory ID Number: BA04063

Sample	Analysis	Units	MB	MB Limit	Spike	MS	MSD	Standard	Standard Limit	Rec	Rec Limit	Prec	Prec Limit
BA04066	Chromium, Total	mg/L	-0.0000323	0.00044	0.10	0.0972	0.0958	0.103	0.085 to 0.115	97.2	70 to 130	1.46	20
BA04066	Cadmium, Total	mg/L	0.00000444	0.0001474	0.10	0.0981	0.0947	0.100	0.085 to 0.115	98.1	70 to 130	3.58	20
BA04066	Thallium, Total	mg/L	0.00000482	0.0001474	0.10	0.102	0.106	0.110	0.085 to 0.115	102	70 to 130	4.08	20
BA04066	Arsenic, Total	mg/L	0.0000125	0.0001474	0.10	0.0990	0.0997	0.104	0.085 to 0.115	99.0	70 to 130	0.669	20
BA04066	Boron, Total	mg/L	0.00456	0.0650254	1.00	3.03	3.02	1.01	0.85 to 1.15	104	70 to 130	0.344	20
BA04066	Molybdenum, Total	mg/L	0.0000217	0.0001474	0.10	0.0947	0.0950	0.0975	0.085 to 0.115	94.7	70 to 130	0.226	20
BA04063	Mercury, Total by CVAA	mg/L	0.000121	0.0005	0.004	0.00369	0.00370	0.00411	0.0034 to 0.0046	92.3	70 to 130	0.133	20
BA04066	Barium, Total	mg/L	-0.0000100	0.0002	0.10	0.123	0.121	0.0970	0.085 to 0.115	97.0	70 to 130	1.74	20
BA04066	Lithium, Total	mg/L	-0.0000216	0.0154	0.20	0.220	0.222	0.199	0.17 to 0.23	110	70 to 130	0.786	20
BA04066	Antimony, Total	mg/L	0.000269	0.00066	0.10	0.0963	0.0956	0.0971	0.085 to 0.115	96.3	70 to 130	0.660	20
BA04066	Selenium, Total	mg/L	0.0000111	0.00066	0.10	0.0985	0.0983	0.103	0.085 to 0.115	98.5	70 to 130	0.236	20
BA04066	Beryllium, Total	mg/L	0.00000564	0.00088	0.10	0.0996	0.0979	0.101	0.085 to 0.115	99.6	70 to 130	1.79	20
BA04066	Calcium, Total	mg/L	-0.0119	0.1518	5.00	100	100	5.28	4.25 to 5.75	92.8	70 to 130	0.0578	20
BA04066	Cobalt, Total	mg/L	-0.00000190	0.0001474	0.10	0.0951	0.0948	0.102	0.085 to 0.115	95.1	70 to 130	0.370	20
BA04066	Lead, Total	mg/L	0.00000363	0.0001474	0.10	0.0974	0.0998	0.105	0.085 to 0.115	97.4	70 to 130	2.40	20

Comments:

Reported: 3/24/2020
Version: 3.1
COA_CCR

Alabama Power
General Test Laboratory
744 County Road 87, GSC #8
Calera, AL 35040

Alabama Power

Batch QC Summary

Customer Account: WMWGASAP
Sample Date: 2/25/20 13:45
Customer ID:
Delivery Date: 2/26/20 16:46

Description: Gaston Ash Pond - MW-33V

Laboratory ID Number: BA04063

Sample	Analysis	Units	MB	MB Limit	Spike	MS	Sample Duplicate	Standard	Standard Limit	Rec	Rec Limit	Prec	Prec Limit
BA04071	Chloride	mg/L	-0.000706	0.50	10.0	9.88	0.154	9.97	9 to 11	98.8	80 to 120	0.00	20
BA04063	Solids, Dissolved	mg/L	1.00	25			351	50.0	40 to 60			0.284	5
BA04071	Fluoride	mg/L	0.0295	0.05	2.50	2.57	0.0313	2.56	2.25 to 2.75	103	80 to 120	0.00	20
BA04071	Sulfate	mg/L	-0.590	0.50	20.0	19.4	-0.616	19.1	18 to 22	97.0	80 to 120	0.00	20

Comments:

Alabama Power
General Test Laboratory
744 County Road 87, GSC #8
Calera, AL 35040

Certificate Of Analysis

Alabama Power

Description: Gaston Ash Pond - MW-8

Location Code: WMWGASAP
Collected: 2/25/20 15:30
Customer ID:
Submittal Date: 2/26/20 16:46

Laboratory ID Number: BA04064

Name	Prepared	Analyzed	Vio Spec	DF	Results	Units	MDL	RL	Q
Analytical Method: EPA 200.7	***Analyst: RDA***				***Preparation Method: EPA 1638***				
* Boron, Total	3/2/20 14:50	3/3/20 12:51		1.015	Not Detected	mg/L	0.03	0.1	U
* Calcium, Total	3/2/20 14:50	3/3/20 13:35		10.15	54.7	mg/L	1.015	5.075	
* Lithium, Total	3/2/20 14:50	3/3/20 12:51		1.015	Not Detected	mg/L	0.01	0.02	U
Analytical Method: EPA 200.8	***Analyst: DLJ***				***Preparation Method: EPA 1638***				
* Antimony, Total	2/27/20 14:00	2/28/20 12:51		1.015	Not Detected	mg/L	0.0008	0.003	U
* Arsenic, Total	2/27/20 14:00	2/28/20 12:51		1.015	Not Detected	mg/L	0.001	0.005	U
* Barium, Total	2/27/20 14:00	2/28/20 12:51		1.015	0.0168	mg/L	0.002	0.01	
* Beryllium, Total	2/27/20 14:00	2/28/20 12:51		1.015	Not Detected	mg/L	0.0006	0.003	U
* Cadmium, Total	2/27/20 14:00	2/28/20 12:51		1.015	Not Detected	mg/L	0.0003	0.001	U
* Chromium, Total	2/27/20 14:00	2/28/20 12:51		1.015	Not Detected	mg/L	0.002	0.01	U
* Cobalt, Total	2/27/20 14:00	2/28/20 12:51		1.015	Not Detected	mg/L	0.002	0.005	U
* Lead, Total	2/27/20 14:00	2/28/20 12:51		1.015	Not Detected	mg/L	0.001	0.005	U
* Molybdenum, Total	2/27/20 14:00	2/28/20 12:51		1.015	Not Detected	mg/L	0.002	0.01	U
* Selenium, Total	2/27/20 14:00	2/28/20 12:51		1.015	Not Detected	mg/L	0.002	0.01	U
* Thallium, Total	2/27/20 14:00	2/28/20 12:51		1.015	Not Detected	mg/L	0.0002	0.001	U
Analytical Method: EPA 245.1	***Analyst: GAS***								
* Mercury, Total by CVAA	3/2/20 14:14	3/3/20 13:49		1	Not Detected	mg/L	0.0003	0.0005	U
Analytical Method: SM 2540C	***Analyst: TJW***								
* Solids, Dissolved	2/27/20 13:13	3/2/20 11:35		1	252	mg/L		25	
Analytical Method: SM4500Cl E	***Analyst: JCC***								
* Chloride	2/27/20 14:32	2/27/20 14:32		1	3.81	mg/L	0.50	1	
Analytical Method: SM4500F G 2017	***Analyst: JCC***								
* Fluoride	3/2/20 14:43	3/2/20 14:43		1	0.0898	mg/L	0.05	0.1	J
Analytical Method: SM4500SO4 E	***Analyst: JCC***								
* Sulfate	3/3/20 10:38	3/3/20 10:38		1	3.89	mg/L	0.50	1	
Analytical Method: Field Measurements	***Analyst: TJD***								
Conductivity	2/25/20 15:28	2/25/20 15:28			442.10	uS/cm			FA
pH	2/25/20 15:28	2/25/20 15:28			7.39	SU			FA
Temperature	2/25/20 15:28	2/25/20 15:28			18.26	C			FA
Turbidity	2/25/20 15:28	2/25/20 15:28			2.44	NTU			FA

MDL's and RL's are adjusted for sample dilution, as applicable

Comments:

Reported: 3/24/2020
Version: 3.1
COA_CCR

Alabama Power
General Test Laboratory
744 County Road 87, GSC #8
Calera, AL 35040

Batch QC Summary

Alabama Power

Customer Account: WMWGASAP
Sample Date: 2/25/20 15:30
Customer ID:
Delivery Date: 2/26/20 16:46

Description: Gaston Ash Pond - MW-8

Laboratory ID Number: BA04064

Sample	Analysis	Units	MB	MB Limit	Spike	MS	MSD	Standard	Standard Limit	Rec	Rec Limit	Prec	Prec Limit
BA04066	Thallium, Total	mg/L	0.00000482	0.0001474	0.10	0.102	0.106	0.110	0.085 to 0.115	102	70 to 130	4.08	20
BA04066	Arsenic, Total	mg/L	0.0000125	0.0001474	0.10	0.0990	0.0997	0.104	0.085 to 0.115	99.0	70 to 130	0.669	20
BA04066	Cadmium, Total	mg/L	0.00000444	0.0001474	0.10	0.0981	0.0947	0.100	0.085 to 0.115	98.1	70 to 130	3.58	20
BA04066	Chromium, Total	mg/L	-0.0000323	0.00044	0.10	0.0972	0.0958	0.103	0.085 to 0.115	97.2	70 to 130	1.46	20
BA04066	Boron, Total	mg/L	0.00456	0.0650254	1.00	3.03	3.02	1.01	0.85 to 1.15	104	70 to 130	0.344	20
BA04066	Molybdenum, Total	mg/L	0.0000217	0.0001474	0.10	0.0947	0.0950	0.0975	0.085 to 0.115	94.7	70 to 130	0.226	20
BA04157	Mercury, Total by CVAA	mg/L	0.000111	0.0005	0.004	0.00388	0.00392	0.00407	0.0034 to 0.0046	97.1	70 to 130	0.912	20
BA04066	Beryllium, Total	mg/L	0.00000564	0.00088	0.10	0.0996	0.0979	0.101	0.085 to 0.115	99.6	70 to 130	1.79	20
BA04066	Calcium, Total	mg/L	-0.0119	0.1518	5.00	100	100	5.28	4.25 to 5.75	92.8	70 to 130	0.0578	20
BA04066	Cobalt, Total	mg/L	-0.00000190	0.0001474	0.10	0.0951	0.0948	0.102	0.085 to 0.115	95.1	70 to 130	0.370	20
BA04066	Lead, Total	mg/L	0.00000363	0.0001474	0.10	0.0974	0.0998	0.105	0.085 to 0.115	97.4	70 to 130	2.40	20
BA04066	Barium, Total	mg/L	-0.0000100	0.0002	0.10	0.123	0.121	0.0970	0.085 to 0.115	97.0	70 to 130	1.74	20
BA04066	Lithium, Total	mg/L	-0.0000216	0.0154	0.20	0.220	0.222	0.199	0.17 to 0.23	110	70 to 130	0.786	20
BA04066	Antimony, Total	mg/L	0.000269	0.00066	0.10	0.0963	0.0956	0.0971	0.085 to 0.115	96.3	70 to 130	0.660	20
BA04066	Selenium, Total	mg/L	0.0000111	0.00066	0.10	0.0985	0.0983	0.103	0.085 to 0.115	98.5	70 to 130	0.236	20

Comments:

Reported: 3/24/2020
Version: 3.1
COA_CCR

Alabama Power
General Test Laboratory
744 County Road 87, GSC #8
Calera, AL 35040

Alabama Power

Batch QC Summary

Customer Account: WMWGASAP
Sample Date: 2/25/20 15:30
Customer ID:
Delivery Date: 2/26/20 16:46

Description: Gaston Ash Pond - MW-8

Laboratory ID Number: BA04064

Sample	Analysis	Units	MB	MB Limit	Spike	MS	Sample Duplicate	Standard	Standard Limit	Rec	Rec Limit	Prec	Prec Limit
BA04071	Sulfate	mg/L	-0.590	0.50	20.0	19.4	-0.616	19.1	18 to 22	97.0	80 to 120	0.00	20
BA04071	Fluoride	mg/L	0.0295	0.05	2.50	2.57	0.0313	2.56	2.25 to 2.75	103	80 to 120	0.00	20
BA04069	Solids, Dissolved	mg/L	1.00	25			505	50.0	40 to 60			0.798	5
BA04071	Chloride	mg/L	-0.000706	0.50	10.0	9.88	0.154	9.97	9 to 11	98.8	80 to 120	0.00	20

Comments:

Reported: 3/24/2020
Version: 3.1
COA_CCR

Alabama Power
General Test Laboratory
744 County Road 87, GSC #8
Calera, AL 35040

Certificate Of Analysis

Alabama Power

Description: Gaston Ash Pond Equipment Blank

Location Code: WMWGASAPEB
Collected: 2/25/20 16:30
Customer ID:
Submittal Date: 2/26/20 16:46

Laboratory ID Number: BA04065

Name	Prepared	Analyzed	Vio Spec	DF	Results	Units	MDL	RL	Q
Analytical Method: EPA 200.7	***Analyst: RDA***				***Preparation Method: EPA 1638***				
* Boron, Total	3/2/20 14:50	3/3/20 12:54		1.015	Not Detected	mg/L	0.03	0.1	U
* Calcium, Total	3/2/20 14:50	3/3/20 12:54		1.015	Not Detected	mg/L	0.1	0.5	U
* Lithium, Total	3/2/20 14:50	3/3/20 12:54		1.015	Not Detected	mg/L	0.01	0.02	U
Analytical Method: EPA 200.8	***Analyst: DLJ***				***Preparation Method: EPA 1638***				
* Antimony, Total	2/27/20 14:00	2/28/20 12:53		1.015	Not Detected	mg/L	0.0008	0.003	U
* Arsenic, Total	2/27/20 14:00	2/28/20 12:53		1.015	Not Detected	mg/L	0.001	0.005	U
* Barium, Total	2/27/20 14:00	2/28/20 12:53		1.015	Not Detected	mg/L	0.002	0.01	U
* Beryllium, Total	2/27/20 14:00	2/28/20 12:53		1.015	Not Detected	mg/L	0.0006	0.003	U
* Cadmium, Total	2/27/20 14:00	2/28/20 12:53		1.015	Not Detected	mg/L	0.0003	0.001	U
* Chromium, Total	2/27/20 14:00	2/28/20 12:53		1.015	Not Detected	mg/L	0.002	0.01	U
* Cobalt, Total	2/27/20 14:00	2/28/20 12:53		1.015	Not Detected	mg/L	0.002	0.005	U
* Lead, Total	2/27/20 14:00	2/28/20 12:53		1.015	Not Detected	mg/L	0.001	0.005	U
* Molybdenum, Total	2/27/20 14:00	2/28/20 12:53		1.015	Not Detected	mg/L	0.002	0.01	U
* Selenium, Total	2/27/20 14:00	2/28/20 12:53		1.015	Not Detected	mg/L	0.002	0.01	U
* Thallium, Total	2/27/20 14:00	2/28/20 12:53		1.015	Not Detected	mg/L	0.0002	0.001	U
Analytical Method: EPA 245.1	***Analyst: GAS***								
* Mercury, Total by CVAA	3/2/20 14:14	3/3/20 13:51		1	Not Detected	mg/L	0.0003	0.0005	U
Analytical Method: SM 2540C	***Analyst: TJW***								
* Solids, Dissolved	2/27/20 13:13	3/2/20 11:35		1	Not Detected	mg/L		25	U
Analytical Method: SM4500Cl E	***Analyst: JCC***								
* Chloride	2/27/20 14:34	2/27/20 14:34		1	Not Detected	mg/L	0.50	1	U
Analytical Method: SM4500F G 2017	***Analyst: JCC***								
* Fluoride	3/2/20 14:44	3/2/20 14:44		1	Not Detected	mg/L	0.05	0.1	U
Analytical Method: SM4500SO4 E	***Analyst: JCC***								
* Sulfate	3/3/20 10:39	3/3/20 10:39		1	Not Detected	mg/L	0.50	1	U

MDL's and RL's are adjusted for sample dilution, as applicable

Comments:

Reported: 3/24/2020
Version: 3.1
COA_CCR

Alabama Power
General Test Laboratory
744 County Road 87, GSC #8
Calera, AL 35040

Batch QC Summary

Alabama Power

Customer Account: WMWGASAPEB
Sample Date: 2/25/20 16:30
Customer ID:
Delivery Date: 2/26/20 16:46

Description: Gaston Ash Pond Equipment Blank

Laboratory ID Number: BA04065

Sample	Analysis	Units	MB	MB Limit	Spike	MS	MSD	Standard	Standard Limit	Rec	Rec Limit	Prec	Prec Limit
BA04066	Thallium, Total	mg/L	0.00000482	0.0001474	0.10	0.102	0.106	0.110	0.085 to 0.115	102	70 to 130	4.08	20
BA04066	Chromium, Total	mg/L	-0.0000323	0.00044	0.10	0.0972	0.0958	0.103	0.085 to 0.115	97.2	70 to 130	1.46	20
BA04066	Cadmium, Total	mg/L	0.00000444	0.0001474	0.10	0.0981	0.0947	0.100	0.085 to 0.115	98.1	70 to 130	3.58	20
BA04066	Arsenic, Total	mg/L	0.0000125	0.0001474	0.10	0.0990	0.0997	0.104	0.085 to 0.115	99.0	70 to 130	0.669	20
BA04066	Beryllium, Total	mg/L	0.00000564	0.00088	0.10	0.0996	0.0979	0.101	0.085 to 0.115	99.6	70 to 130	1.79	20
BA04066	Calcium, Total	mg/L	-0.0119	0.1518	5.00	100	100	5.28	4.25 to 5.75	92.8	70 to 130	0.0578	20
BA04066	Cobalt, Total	mg/L	-0.00000190	0.0001474	0.10	0.0951	0.0948	0.102	0.085 to 0.115	95.1	70 to 130	0.370	20
BA04066	Lead, Total	mg/L	0.00000363	0.0001474	0.10	0.0974	0.0998	0.105	0.085 to 0.115	97.4	70 to 130	2.40	20
BA04066	Barium, Total	mg/L	-0.0000100	0.0002	0.10	0.123	0.121	0.0970	0.085 to 0.115	97.0	70 to 130	1.74	20
BA04066	Lithium, Total	mg/L	-0.0000216	0.0154	0.20	0.220	0.222	0.199	0.17 to 0.23	110	70 to 130	0.786	20
BA04066	Antimony, Total	mg/L	0.000269	0.00066	0.10	0.0963	0.0956	0.0971	0.085 to 0.115	96.3	70 to 130	0.660	20
BA04066	Selenium, Total	mg/L	0.0000111	0.00066	0.10	0.0985	0.0983	0.103	0.085 to 0.115	98.5	70 to 130	0.236	20
BA04066	Boron, Total	mg/L	0.00456	0.0650254	1.00	3.03	3.02	1.01	0.85 to 1.15	104	70 to 130	0.344	20
BA04066	Molybdenum, Total	mg/L	0.0000217	0.0001474	0.10	0.0947	0.0950	0.0975	0.085 to 0.115	94.7	70 to 130	0.226	20
BA04157	Mercury, Total by CVAA	mg/L	0.000111	0.0005	0.004	0.00388	0.00392	0.00407	0.0034 to 0.0046	97.1	70 to 130	0.912	20

Comments:

Alabama Power
General Test Laboratory
744 County Road 87, GSC #8
Calera, AL 35040

Alabama Power

Batch QC Summary

Customer Account: WMWGASAPEB
Sample Date: 2/25/20 16:30
Customer ID:
Delivery Date: 2/26/20 16:46

Description: Gaston Ash Pond Equipment Blank

Laboratory ID Number: BA04065

Sample	Analysis	Units	MB	MB Limit	Spike	MS	Sample Duplicate	Standard	Standard Limit	Rec	Rec Limit	Prec	Prec Limit
BA04071	Fluoride	mg/L	0.0295	0.05	2.50	2.57	0.0313	2.56	2.25 to 2.75	103	80 to 120	0.00	20
BA04071	Sulfate	mg/L	-0.590	0.50	20.0	19.4	-0.616	19.1	18 to 22	97.0	80 to 120	0.00	20
BA04069	Solids, Dissolved	mg/L	1.00	25			505	50.0	40 to 60			0.798	5
BA04071	Chloride	mg/L	-0.000706	0.50	10.0	9.88	0.154	9.97	9 to 11	98.8	80 to 120	0.00	20

Comments:

Reported: 3/24/2020
Version: 3.1
COA_CCR

Alabama Power
General Test Laboratory
744 County Road 87, GSC #8
Calera, AL 35040

Certificate Of Analysis

Alabama Power

Description: Gaston Ash Pond - MW-7

Location Code: WMWGASAP
Collected: 2/26/20 09:35
Customer ID:
Submittal Date: 2/26/20 16:47

Laboratory ID Number: BA04066

Name	Prepared	Analyzed	Vio Spec	DF	Results	Units	MDL	RL	Q
Analytical Method: EPA 200.7	***Analyst: RDA***				***Preparation Method: EPA 1638***				
* Boron, Total	3/2/20 14:50	3/3/20 12:57		1.015	1.99	mg/L	0.03	0.1	
* Calcium, Total	3/2/20 14:50	3/3/20 13:38		10.15	95.8	mg/L	1.015	5.075	
* Lithium, Total	3/2/20 14:50	3/3/20 12:57		1.015	Not Detected	mg/L	0.01	0.02	U
Analytical Method: EPA 200.8	***Analyst: DLJ***				***Preparation Method: EPA 1638***				
* Antimony, Total	2/27/20 14:00	2/28/20 12:56		1.015	Not Detected	mg/L	0.0008	0.003	U
* Arsenic, Total	2/27/20 14:00	2/28/20 12:56		1.015	Not Detected	mg/L	0.001	0.005	U
* Barium, Total	2/27/20 14:00	2/28/20 12:56		1.015	0.0261	mg/L	0.002	0.01	
* Beryllium, Total	2/27/20 14:00	2/28/20 12:56		1.015	Not Detected	mg/L	0.0006	0.003	U
* Cadmium, Total	2/27/20 14:00	2/28/20 12:56		1.015	Not Detected	mg/L	0.0003	0.001	U
* Chromium, Total	2/27/20 14:00	2/28/20 12:56		1.015	Not Detected	mg/L	0.002	0.01	U
* Cobalt, Total	2/27/20 14:00	2/28/20 12:56		1.015	Not Detected	mg/L	0.002	0.005	U
* Lead, Total	2/27/20 14:00	2/28/20 12:56		1.015	Not Detected	mg/L	0.001	0.005	U
* Molybdenum, Total	2/27/20 14:00	2/28/20 12:56		1.015	Not Detected	mg/L	0.002	0.01	U
* Selenium, Total	2/27/20 14:00	2/28/20 12:56		1.015	Not Detected	mg/L	0.002	0.01	U
* Thallium, Total	2/27/20 14:00	2/28/20 12:56		1.015	Not Detected	mg/L	0.0002	0.001	U
Analytical Method: EPA 245.1	***Analyst: GAS***								
* Mercury, Total by CVAA	3/2/20 14:14	3/3/20 13:54		1	Not Detected	mg/L	0.0003	0.0005	U
Analytical Method: SM 2540C	***Analyst: TJW***								
* Solids, Dissolved	2/27/20 13:13	3/2/20 11:35		1	490	mg/L		25	
Analytical Method: SM4500Cl E	***Analyst: JCC***								
* Chloride	2/27/20 14:35	2/27/20 14:35		4	28.0	mg/L	2.00	4	
Analytical Method: SM4500F G 2017	***Analyst: JCC***								
* Fluoride	3/2/20 14:45	3/2/20 14:45		1	0.0523	mg/L	0.05	0.1	J
Analytical Method: SM4500SO4 E	***Analyst: JCC***								
* Sulfate	3/3/20 10:40	3/3/20 10:40		10	207	mg/L	5.00	10	
Analytical Method: Field Measurements	***Analyst: TJD***								
Conductivity	2/26/20 09:32	2/26/20 09:32			727.52	uS/cm			FA
pH	2/26/20 09:32	2/26/20 09:32			7.51	SU			FA
Temperature	2/26/20 09:32	2/26/20 09:32			16.52	C			FA
Turbidity	2/26/20 09:32	2/26/20 09:32			1.69	NTU			FA

MDL's and RL's are adjusted for sample dilution, as applicable

Comments:

Reported: 3/24/2020
Version: 3.1
COA_CCR

Alabama Power
General Test Laboratory
744 County Road 87, GSC #8
Calera, AL 35040

Batch QC Summary

Alabama Power

Customer Account: WMWGASAP
Sample Date: 2/26/20 09:35
Customer ID:
Delivery Date: 2/26/20 16:47

Description: Gaston Ash Pond - MW-7

Laboratory ID Number: BA04066

Sample	Analysis	Units	MB	MB Limit	Spike	MS	MSD	Standard	Standard Limit	Rec	Rec Limit	Prec	Prec Limit
BA04066	Thallium, Total	mg/L	0.00000482	0.0001474	0.10	0.102	0.106	0.110	0.085 to 0.115	102	70 to 130	4.08	20
BA04066	Cadmium, Total	mg/L	0.00000444	0.0001474	0.10	0.0981	0.0947	0.100	0.085 to 0.115	98.1	70 to 130	3.58	20
BA04066	Arsenic, Total	mg/L	0.0000125	0.0001474	0.10	0.0990	0.0997	0.104	0.085 to 0.115	99.0	70 to 130	0.669	20
BA04066	Chromium, Total	mg/L	-0.0000323	0.00044	0.10	0.0972	0.0958	0.103	0.085 to 0.115	97.2	70 to 130	1.46	20
BA04066	Barium, Total	mg/L	-0.0000100	0.0002	0.10	0.123	0.121	0.0970	0.085 to 0.115	97.0	70 to 130	1.74	20
BA04066	Lithium, Total	mg/L	-0.0000216	0.0154	0.20	0.220	0.222	0.199	0.17 to 0.23	110	70 to 130	0.786	20
BA04066	Antimony, Total	mg/L	0.000269	0.00066	0.10	0.0963	0.0956	0.0971	0.085 to 0.115	96.3	70 to 130	0.660	20
BA04066	Selenium, Total	mg/L	0.0000111	0.00066	0.10	0.0985	0.0983	0.103	0.085 to 0.115	98.5	70 to 130	0.236	20
BA04066	Boron, Total	mg/L	0.00456	0.0650254	1.00	3.03	3.02	1.01	0.85 to 1.15	104	70 to 130	0.344	20
BA04066	Molybdenum, Total	mg/L	0.0000217	0.0001474	0.10	0.0947	0.0950	0.0975	0.085 to 0.115	94.7	70 to 130	0.226	20
BA04157	Mercury, Total by CVAA	mg/L	0.000111	0.0005	0.004	0.00388	0.00392	0.00407	0.0034 to 0.0046	97.1	70 to 130	0.912	20
BA04066	Beryllium, Total	mg/L	0.00000564	0.00088	0.10	0.0996	0.0979	0.101	0.085 to 0.115	99.6	70 to 130	1.79	20
BA04066	Calcium, Total	mg/L	-0.0119	0.1518	5.00	100	100	5.28	4.25 to 5.75	92.8	70 to 130	0.0578	20
BA04066	Cobalt, Total	mg/L	-0.00000190	0.0001474	0.10	0.0951	0.0948	0.102	0.085 to 0.115	95.1	70 to 130	0.370	20
BA04066	Lead, Total	mg/L	0.00000363	0.0001474	0.10	0.0974	0.0998	0.105	0.085 to 0.115	97.4	70 to 130	2.40	20

Comments:

Reported: 3/24/2020
Version: 3.1
COA_CCR

Alabama Power
General Test Laboratory
744 County Road 87, GSC #8
Calera, AL 35040

Alabama Power

Batch QC Summary

Customer Account: WMWGASAP
Sample Date: 2/26/20 09:35
Customer ID:
Delivery Date: 2/26/20 16:47

Description: Gaston Ash Pond - MW-7

Laboratory ID Number: BA04066

Sample	Analysis	Units	MB	MB Limit	Spike	MS	Sample Duplicate	Standard	Standard Limit	Rec	Rec Limit	Prec	Prec Limit
BA04071	Sulfate	mg/L	-0.590	0.50	20.0	19.4	-0.616	19.1	18 to 22	97.0	80 to 120	0.00	20
BA04071	Fluoride	mg/L	0.0295	0.05	2.50	2.57	0.0313	2.56	2.25 to 2.75	103	80 to 120	0.00	20
BA04069	Solids, Dissolved	mg/L	1.00	25			505	50.0	40 to 60			0.798	5
BA04071	Chloride	mg/L	-0.000706	0.50	10.0	9.88	0.154	9.97	9 to 11	98.8	80 to 120	0.00	20

Comments:

Reported: 3/24/2020
Version: 3.1
COA_CCR

Alabama Power
General Test Laboratory
744 County Road 87, GSC #8
Calera, AL 35040

Certificate Of Analysis

Alabama Power

Description: Gaston Ash Pond - MW-6

Location Code: WMWGASAP
Collected: 2/26/20 10:32
Customer ID:
Submittal Date: 2/26/20 16:47

Laboratory ID Number: BA04067

Name	Prepared	Analyzed	Vio Spec	DF	Results	Units	MDL	RL	Q
Analytical Method: EPA 200.7	***Analyst: RDA***				***Preparation Method: EPA 1638***				
* Boron, Total	3/2/20 14:50	3/3/20 13:12		1.015	2.94	mg/L	0.03	0.1	
* Calcium, Total	3/2/20 14:50	3/3/20 13:58		10.15	83.1	mg/L	1.015	5.075	
* Lithium, Total	3/2/20 14:50	3/3/20 13:12		1.015	Not Detected	mg/L	0.01	0.02	U
Analytical Method: EPA 200.8	***Analyst: DLJ***				***Preparation Method: EPA 1638***				
* Antimony, Total	2/27/20 14:00	2/28/20 13:12		1.015	Not Detected	mg/L	0.0008	0.003	U
* Arsenic, Total	2/27/20 14:00	2/28/20 13:12		1.015	Not Detected	mg/L	0.001	0.005	U
* Barium, Total	2/27/20 14:00	2/28/20 13:12		1.015	0.0254	mg/L	0.002	0.01	
* Beryllium, Total	2/27/20 14:00	2/28/20 13:12		1.015	Not Detected	mg/L	0.0006	0.003	U
* Cadmium, Total	2/27/20 14:00	2/28/20 13:12		1.015	Not Detected	mg/L	0.0003	0.001	U
* Chromium, Total	2/27/20 14:00	2/28/20 13:12		1.015	Not Detected	mg/L	0.002	0.01	U
* Cobalt, Total	2/27/20 14:00	2/28/20 13:12		1.015	Not Detected	mg/L	0.002	0.005	U
* Lead, Total	2/27/20 14:00	2/28/20 13:12		1.015	Not Detected	mg/L	0.001	0.005	U
* Molybdenum, Total	2/27/20 14:00	2/28/20 13:12		1.015	0.0157	mg/L	0.002	0.01	
* Selenium, Total	2/27/20 14:00	2/28/20 13:12		1.015	Not Detected	mg/L	0.002	0.01	U
* Thallium, Total	2/27/20 14:00	2/28/20 13:12		1.015	Not Detected	mg/L	0.0002	0.001	U
Analytical Method: EPA 245.1	***Analyst: GAS***								
* Mercury, Total by CVAA	3/2/20 14:14	3/3/20 13:56		1	Not Detected	mg/L	0.0003	0.0005	U
Analytical Method: SM 2540C	***Analyst: TJW***								
* Solids, Dissolved	2/27/20 13:13	3/2/20 11:35		1	455	mg/L		25	
Analytical Method: SM4500Cl E	***Analyst: JCC***								
* Chloride	2/27/20 14:36	2/27/20 14:36		8	69.7	mg/L	4.00	8	
Analytical Method: SM4500F G 2017	***Analyst: JCC***								
* Fluoride	3/2/20 14:47	3/2/20 14:47		1	Not Detected	mg/L	0.05	0.1	U
Analytical Method: SM4500SO4 E	***Analyst: JCC***								
* Sulfate	3/3/20 10:41	3/3/20 10:41		10	178	mg/L	5.00	10	
Analytical Method: Field Measurements	***Analyst: TJD***								
Conductivity	2/26/20 10:29	2/26/20 10:29			723.53	uS/cm			FA
pH	2/26/20 10:29	2/26/20 10:29			7.80	SU			FA
Temperature	2/26/20 10:29	2/26/20 10:29			18.81	C			FA
Turbidity	2/26/20 10:29	2/26/20 10:29			1.71	NTU			FA

MDL's and RL's are adjusted for sample dilution, as applicable

Comments:

Reported: 3/24/2020
Version: 3.1
COA_CCR

Alabama Power
General Test Laboratory
744 County Road 87, GSC #8
Calera, AL 35040

Batch QC Summary

Alabama Power

Customer Account: WMWGASAP
Sample Date: 2/26/20 10:32
Customer ID:
Delivery Date: 2/26/20 16:47

Description: Gaston Ash Pond - MW-6

Laboratory ID Number: BA04067

Sample	Analysis	Units	MB	MB Limit	Spike	MS	MSD	Standard	Standard Limit	Rec	Rec Limit	Prec	Prec Limit
BA04160	Thallium, Total	mg/L	0.00000482	0.0001474	0.10	0.102	0.106	0.110	0.085 to 0.115	102	70 to 130	3.59	20
BA04160	Boron, Total	mg/L	0.00456	0.0650254	1.00	2.21	2.24	1.01	0.85 to 1.15	99.5	70 to 130	1.38	20
BA04160	Chromium, Total	mg/L	-0.0000323	0.00044	0.10	0.100	0.108	0.103	0.085 to 0.115	100	70 to 130	7.77	20
BA04160	Barium, Total	mg/L	-0.0000100	0.0002	0.10	0.153	0.161	0.0970	0.085 to 0.115	95.1	70 to 130	5.21	20
BA04160	Calcium, Total	mg/L	-0.0119	0.1518	5.00	50.5	50.5	5.28	4.25 to 5.75	75.2	70 to 130	0.0247	20
BA04160	Lithium, Total	mg/L	-0.0000216	0.0154	0.20	0.525	0.528	0.199	0.17 to 0.23	109	70 to 130	0.468	20
BA04160	Cadmium, Total	mg/L	0.00000444	0.0001474	0.10	0.100	0.100	0.100	0.085 to 0.115	100	70 to 130	0.218	20
BA04160	Molybdenum, Total	mg/L	0.0000217	0.0001474	0.10	1.16	1.16	0.0975	0.085 to 0.115	75.5	70 to 130	0.0426	20
BA04160	Arsenic, Total	mg/L	0.0000125	0.0001474	0.10	0.106	0.108	0.104	0.085 to 0.115	104	70 to 130	1.67	20
BA04160	Cobalt, Total	mg/L	-0.00000190	0.0001474	0.10	0.0985	0.102	0.102	0.085 to 0.115	98.5	70 to 130	3.53	20
BA04160	Selenium, Total	mg/L	0.0000111	0.00066	0.10	0.101	0.102	0.103	0.085 to 0.115	101	70 to 130	1.08	20
BA04157	Mercury, Total by CVAA	mg/L	0.000111	0.0005	0.004	0.00388	0.00392	0.00407	0.0034 to 0.0046	97.1	70 to 130	0.912	20
BA04160	Beryllium, Total	mg/L	0.00000564	0.00088	0.10	0.107	0.105	0.101	0.085 to 0.115	107	70 to 130	1.81	20
BA04160	Lead, Total	mg/L	0.00000363	0.0001474	0.10	0.0999	0.102	0.105	0.085 to 0.115	99.9	70 to 130	1.96	20
BA04160	Antimony, Total	mg/L	0.000269	0.00066	0.10	0.0986	0.104	0.0971	0.085 to 0.115	98.6	70 to 130	5.70	20

Comments:

Reported: 3/24/2020
Version: 3.1
COA_CCR

Alabama Power
General Test Laboratory
744 County Road 87, GSC #8
Calera, AL 35040

Alabama Power

Batch QC Summary

Customer Account: WMWGASAP
Sample Date: 2/26/20 10:32
Customer ID:
Delivery Date: 2/26/20 16:47

Description: Gaston Ash Pond - MW-6

Laboratory ID Number: BA04067

Sample	Analysis	Units	MB	MB Limit	Spike	MS	Sample Duplicate	Standard	Standard Limit	Rec	Rec Limit	Prec	Prec Limit
BA04071	Fluoride	mg/L	0.0295	0.05	2.50	2.57	0.0313	2.56	2.25 to 2.75	103	80 to 120	0.00	20
BA04071	Sulfate	mg/L	-0.590	0.50	20.0	19.4	-0.616	19.1	18 to 22	97.0	80 to 120	0.00	20
BA04069	Solids, Dissolved	mg/L	1.00	25			505	50.0	40 to 60			0.798	5
BA04071	Chloride	mg/L	-0.000706	0.50	10.0	9.88	0.154	9.97	9 to 11	98.8	80 to 120	0.00	20

Comments:

Reported: 3/24/2020
Version: 3.1
COA_CCR

Alabama Power
General Test Laboratory
744 County Road 87, GSC #8
Calera, AL 35040

Certificate Of Analysis

Alabama Power

Description: Gaston Ash Pond - MW-21

Location Code: WMWGASAP
Collected: 2/26/20 11:30
Customer ID:
Submittal Date: 2/26/20 16:47

Laboratory ID Number: BA04068

Name	Prepared	Analyzed	Vio Spec	DF	Results	Units	MDL	RL	Q
Analytical Method: EPA 200.7	***Analyst: RDA***				***Preparation Method: EPA 1638***				
* Boron, Total	3/2/20 14:50	3/3/20 13:15		1.015	2.28	mg/L	0.03	0.1	
* Calcium, Total	3/2/20 14:50	3/3/20 14:01		10.15	95.5	mg/L	1.015	5.075	
* Lithium, Total	3/2/20 14:50	3/3/20 13:15		1.015	Not Detected	mg/L	0.01	0.02	U
Analytical Method: EPA 200.8	***Analyst: DLJ***				***Preparation Method: EPA 1638***				
* Antimony, Total	2/27/20 14:00	2/28/20 13:14		1.015	Not Detected	mg/L	0.0008	0.003	U
* Arsenic, Total	2/27/20 14:00	2/28/20 13:14		1.015	0.00116	mg/L	0.001	0.005	J
* Barium, Total	2/27/20 14:00	2/28/20 13:14		1.015	0.0339	mg/L	0.002	0.01	
* Beryllium, Total	2/27/20 14:00	2/28/20 13:14		1.015	Not Detected	mg/L	0.0006	0.003	U
* Cadmium, Total	2/27/20 14:00	2/28/20 13:14		1.015	Not Detected	mg/L	0.0003	0.001	U
* Chromium, Total	2/27/20 14:00	2/28/20 13:14		1.015	Not Detected	mg/L	0.002	0.01	U
* Cobalt, Total	2/27/20 14:00	2/28/20 13:14		1.015	Not Detected	mg/L	0.002	0.005	U
* Lead, Total	2/27/20 14:00	2/28/20 13:14		1.015	Not Detected	mg/L	0.001	0.005	U
* Molybdenum, Total	2/27/20 14:00	2/28/20 13:14		1.015	0.0139	mg/L	0.002	0.01	
* Selenium, Total	2/27/20 14:00	2/28/20 13:14		1.015	Not Detected	mg/L	0.002	0.01	U
* Thallium, Total	2/27/20 14:00	2/28/20 13:14		1.015	Not Detected	mg/L	0.0002	0.001	U
Analytical Method: EPA 245.1	***Analyst: GAS***								
* Mercury, Total by CVAA	3/2/20 14:14	3/3/20 13:58		1	Not Detected	mg/L	0.0003	0.0005	U
Analytical Method: SM 2540C	***Analyst: TJW***								
* Solids, Dissolved	2/27/20 13:13	3/2/20 11:35		1	490	mg/L		25	
Analytical Method: SM4500Cl E	***Analyst: JCC***								
* Chloride	2/27/20 14:37	2/27/20 14:37		8	56.3	mg/L	4.00	8	
Analytical Method: SM4500F G 2017	***Analyst: JCC***								
* Fluoride	3/2/20 14:48	3/2/20 14:48		1	0.0804	mg/L	0.05	0.1	J
Analytical Method: SM4500SO4 E	***Analyst: JCC***								
* Sulfate	3/3/20 10:43	3/3/20 10:43		10	199	mg/L	5.00	10	
Analytical Method: Field Measurements	***Analyst: TJD***								
Conductivity	2/26/20 11:26	2/26/20 11:26			812.85	uS/cm			FA
pH	2/26/20 11:26	2/26/20 11:26			7.43	SU			FA
Temperature	2/26/20 11:26	2/26/20 11:26			18.97	C			FA
Turbidity	2/26/20 11:26	2/26/20 11:26			1.07	NTU			FA

MDL's and RL's are adjusted for sample dilution, as applicable

Comments:

Reported: 3/24/2020
Version: 3.1
COA_CCR

Alabama Power
General Test Laboratory
744 County Road 87, GSC #8
Calera, AL 35040

Batch QC Summary

Alabama Power

Customer Account: WMWGASAP
Sample Date: 2/26/20 11:30
Customer ID:
Delivery Date: 2/26/20 16:47

Description: Gaston Ash Pond - MW-21

Laboratory ID Number: BA04068

Sample	Analysis	Units	MB	MB Limit	Spike	MS	MSD	Standard	Standard Limit	Rec	Rec Limit	Prec	Prec Limit
BA04160	Thallium, Total	mg/L	0.00000482	0.0001474	0.10	0.102	0.106	0.110	0.085 to 0.115	102	70 to 130	3.59	20
BA04160	Chromium, Total	mg/L	-0.0000323	0.00044	0.10	0.100	0.108	0.103	0.085 to 0.115	100	70 to 130	7.77	20
BA04160	Arsenic, Total	mg/L	0.0000125	0.0001474	0.10	0.106	0.108	0.104	0.085 to 0.115	104	70 to 130	1.67	20
BA04160	Barium, Total	mg/L	-0.0000100	0.0002	0.10	0.153	0.161	0.0970	0.085 to 0.115	95.1	70 to 130	5.21	20
BA04160	Calcium, Total	mg/L	-0.0119	0.1518	5.00	50.5	50.5	5.28	4.25 to 5.75	75.2	70 to 130	0.0247	20
BA04160	Lithium, Total	mg/L	-0.0000216	0.0154	0.20	0.525	0.528	0.199	0.17 to 0.23	109	70 to 130	0.468	20
BA04160	Cadmium, Total	mg/L	0.00000444	0.0001474	0.10	0.100	0.100	0.100	0.085 to 0.115	100	70 to 130	0.218	20
BA04160	Molybdenum, Total	mg/L	0.0000217	0.0001474	0.10	1.16	1.16	0.0975	0.085 to 0.115	75.5	70 to 130	0.0426	20
BA04160	Boron, Total	mg/L	0.00456	0.0650254	1.00	2.21	2.24	1.01	0.85 to 1.15	99.5	70 to 130	1.38	20
BA04157	Mercury, Total by CVAA	mg/L	0.000111	0.0005	0.004	0.00388	0.00392	0.00407	0.0034 to 0.0046	97.1	70 to 130	0.912	20
BA04160	Beryllium, Total	mg/L	0.00000564	0.00088	0.10	0.107	0.105	0.101	0.085 to 0.115	107	70 to 130	1.81	20
BA04160	Lead, Total	mg/L	0.00000363	0.0001474	0.10	0.0999	0.102	0.105	0.085 to 0.115	99.9	70 to 130	1.96	20
BA04160	Antimony, Total	mg/L	0.000269	0.00066	0.10	0.0986	0.104	0.0971	0.085 to 0.115	98.6	70 to 130	5.70	20
BA04160	Cobalt, Total	mg/L	-0.00000190	0.0001474	0.10	0.0985	0.102	0.102	0.085 to 0.115	98.5	70 to 130	3.53	20
BA04160	Selenium, Total	mg/L	0.0000111	0.00066	0.10	0.101	0.102	0.103	0.085 to 0.115	101	70 to 130	1.08	20

Comments:

Alabama Power
General Test Laboratory
744 County Road 87, GSC #8
Calera, AL 35040

Alabama Power

Batch QC Summary

Customer Account: WMWGASAP
Sample Date: 2/26/20 11:30
Customer ID:
Delivery Date: 2/26/20 16:47

Description: Gaston Ash Pond - MW-21

Laboratory ID Number: BA04068

Sample	Analysis	Units	MB	MB Limit	Spike	MS	Sample Duplicate	Standard	Standard Limit	Rec	Rec Limit	Prec	Prec Limit
BA04071	Fluoride	mg/L	0.0295	0.05	2.50	2.57	0.0313	2.56	2.25 to 2.75	103	80 to 120	0.00	20
BA04071	Sulfate	mg/L	-0.590	0.50	20.0	19.4	-0.616	19.1	18 to 22	97.0	80 to 120	0.00	20
BA04069	Solids, Dissolved	mg/L	1.00	25			505	50.0	40 to 60			0.798	5
BA04071	Chloride	mg/L	-0.000706	0.50	10.0	9.88	0.154	9.97	9 to 11	98.8	80 to 120	0.00	20

Comments:

Reported: 3/24/2020
Version: 3.1
COA_CCR

Alabama Power
General Test Laboratory
744 County Road 87, GSC #8
Calera, AL 35040

Certificate Of Analysis

Alabama Power

Description: Gaston Ash Pond - MW-22

Location Code: WMWGASAP
Collected: 2/26/20 12:30
Customer ID:
Submittal Date: 2/26/20 16:47

Laboratory ID Number: BA04069

Name	Prepared	Analyzed	Vio Spec	DF	Results	Units	MDL	RL	Q
Analytical Method: EPA 200.7	***Analyst: RDA***				***Preparation Method: EPA 1638***				
* Boron, Total	3/2/20 14:50	3/3/20 13:18		1.015	2.15	mg/L	0.03	0.1	
* Calcium, Total	3/2/20 14:50	3/3/20 14:04		10.15	95.9	mg/L	1.015	5.075	
* Lithium, Total	3/2/20 14:50	3/3/20 13:18		1.015	Not Detected	mg/L	0.01	0.02	U
Analytical Method: EPA 200.8	***Analyst: DLJ***				***Preparation Method: EPA 1638***				
* Antimony, Total	2/27/20 14:00	2/28/20 13:17		1.015	Not Detected	mg/L	0.0008	0.003	U
* Arsenic, Total	2/27/20 14:00	2/28/20 13:17		1.015	Not Detected	mg/L	0.001	0.005	U
* Barium, Total	2/27/20 14:00	2/28/20 13:17		1.015	0.0439	mg/L	0.002	0.01	
* Beryllium, Total	2/27/20 14:00	2/28/20 13:17		1.015	Not Detected	mg/L	0.0006	0.003	U
* Cadmium, Total	2/27/20 14:00	2/28/20 13:17		1.015	Not Detected	mg/L	0.0003	0.001	U
* Chromium, Total	2/27/20 14:00	2/28/20 13:17		1.015	Not Detected	mg/L	0.002	0.01	U
* Cobalt, Total	2/27/20 14:00	2/28/20 13:17		1.015	Not Detected	mg/L	0.002	0.005	U
* Lead, Total	2/27/20 14:00	2/28/20 13:17		1.015	Not Detected	mg/L	0.001	0.005	U
* Molybdenum, Total	2/27/20 14:00	2/28/20 13:17		1.015	0.0691	mg/L	0.002	0.01	
* Selenium, Total	2/27/20 14:00	2/28/20 13:17		1.015	Not Detected	mg/L	0.002	0.01	U
* Thallium, Total	2/27/20 14:00	2/28/20 13:17		1.015	Not Detected	mg/L	0.0002	0.001	U
Analytical Method: EPA 245.1	***Analyst: GAS***								
* Mercury, Total by CVAA	3/2/20 14:14	3/3/20 14:01		1	Not Detected	mg/L	0.0003	0.0005	U
Analytical Method: SM 2540C	***Analyst: TJW***								
* Solids, Dissolved	2/27/20 13:13	3/2/20 11:35		1	497	mg/L		25	
Analytical Method: SM4500Cl E	***Analyst: JCC***								
* Chloride	2/27/20 14:38	2/27/20 14:38		8	62.2	mg/L	4.00	8	
Analytical Method: SM4500F G 2017	***Analyst: JCC***								
* Fluoride	3/2/20 14:49	3/2/20 14:49		1	0.0687	mg/L	0.05	0.1	J
Analytical Method: SM4500SO4 E	***Analyst: JCC***								
* Sulfate	3/3/20 10:44	3/3/20 10:44		10	196	mg/L	5.00	10	
Analytical Method: Field Measurements	***Analyst: TJD***								
Conductivity	2/26/20 12:27	2/26/20 12:27			804.52	uS/cm			FA
pH	2/26/20 12:27	2/26/20 12:27			7.33	SU			FA
Temperature	2/26/20 12:27	2/26/20 12:27			18.80	C			FA
Turbidity	2/26/20 12:27	2/26/20 12:27			1.15	NTU			FA

MDL's and RL's are adjusted for sample dilution, as applicable

Comments:

Reported: 3/24/2020
Version: 3.1
COA_CCR

Alabama Power
General Test Laboratory
744 County Road 87, GSC #8
Calera, AL 35040

Batch QC Summary

Alabama Power

Customer Account: WMWGASAP
Sample Date: 2/26/20 12:30
Customer ID:
Delivery Date: 2/26/20 16:47

Description: Gaston Ash Pond - MW-22

Laboratory ID Number: BA04069

Sample	Analysis	Units	MB	MB Limit	Spike	MS	MSD	Standard	Standard Limit	Rec	Rec Limit	Prec	Prec Limit
BA04160	Chromium, Total	mg/L	-0.0000323	0.00044	0.10	0.100	0.108	0.103	0.085 to 0.115	100	70 to 130	7.77	20
BA04160	Boron, Total	mg/L	0.00456	0.0650254	1.00	2.21	2.24	1.01	0.85 to 1.15	99.5	70 to 130	1.38	20
BA04160	Thallium, Total	mg/L	0.00000482	0.0001474	0.10	0.102	0.106	0.110	0.085 to 0.115	102	70 to 130	3.59	20
BA04160	Cobalt, Total	mg/L	-0.00000190	0.0001474	0.10	0.0985	0.102	0.102	0.085 to 0.115	98.5	70 to 130	3.53	20
BA04160	Selenium, Total	mg/L	0.0000111	0.00066	0.10	0.101	0.102	0.103	0.085 to 0.115	101	70 to 130	1.08	20
BA04160	Arsenic, Total	mg/L	0.0000125	0.0001474	0.10	0.106	0.108	0.104	0.085 to 0.115	104	70 to 130	1.67	20
BA04160	Barium, Total	mg/L	-0.0000100	0.0002	0.10	0.153	0.161	0.0970	0.085 to 0.115	95.1	70 to 130	5.21	20
BA04160	Calcium, Total	mg/L	-0.0119	0.1518	5.00	50.5	50.5	5.28	4.25 to 5.75	75.2	70 to 130	0.0247	20
BA04160	Lithium, Total	mg/L	-0.0000216	0.0154	0.20	0.525	0.528	0.199	0.17 to 0.23	109	70 to 130	0.468	20
BA04160	Cadmium, Total	mg/L	0.00000444	0.0001474	0.10	0.100	0.100	0.100	0.085 to 0.115	100	70 to 130	0.218	20
BA04160	Molybdenum, Total	mg/L	0.0000217	0.0001474	0.10	1.16	1.16	0.0975	0.085 to 0.115	75.5	70 to 130	0.0426	20
BA04157	Mercury, Total by CVAA	mg/L	0.000111	0.0005	0.004	0.00388	0.00392	0.00407	0.0034 to 0.0046	97.1	70 to 130	0.912	20
BA04160	Beryllium, Total	mg/L	0.00000564	0.00088	0.10	0.107	0.105	0.101	0.085 to 0.115	107	70 to 130	1.81	20
BA04160	Lead, Total	mg/L	0.00000363	0.0001474	0.10	0.0999	0.102	0.105	0.085 to 0.115	99.9	70 to 130	1.96	20
BA04160	Antimony, Total	mg/L	0.000269	0.00066	0.10	0.0986	0.104	0.0971	0.085 to 0.115	98.6	70 to 130	5.70	20

Comments:

Reported: 3/24/2020
Version: 3.1
COA_CCR

Alabama Power
General Test Laboratory
744 County Road 87, GSC #8
Calera, AL 35040

Alabama Power

Batch QC Summary

Customer Account: WMWGASAP
Sample Date: 2/26/20 12:30
Customer ID:
Delivery Date: 2/26/20 16:47

Description: Gaston Ash Pond - MW-22

Laboratory ID Number: BA04069

Sample	Analysis	Units	MB	MB Limit	Spike	MS	Sample Duplicate	Standard	Standard Limit	Rec	Rec Limit	Prec	Prec Limit
BA04071	Fluoride	mg/L	0.0295	0.05	2.50	2.57	0.0313	2.56	2.25 to 2.75	103	80 to 120	0.00	20
BA04071	Sulfate	mg/L	-0.590	0.50	20.0	19.4	-0.616	19.1	18 to 22	97.0	80 to 120	0.00	20
BA04069	Solids, Dissolved	mg/L	1.00	25			505	50.0	40 to 60			0.798	5
BA04071	Chloride	mg/L	-0.000706	0.50	10.0	9.88	0.154	9.97	9 to 11	98.8	80 to 120	0.00	20

Comments:

Reported: 3/24/2020
Version: 3.1
COA_CCR

Alabama Power
General Test Laboratory
744 County Road 87, GSC #8
Calera, AL 35040

Certificate Of Analysis

Alabama Power

Description: Gaston Ash Pond - MW-5

Location Code: WMWGASAP
Collected: 2/26/20 13:25
Customer ID:
Submittal Date: 2/26/20 16:47

Laboratory ID Number: BA04070

Name	Prepared	Analyzed	Vio Spec	DF	Results	Units	MDL	RL	Q
Analytical Method: EPA 200.7	***Analyst: RDA***				***Preparation Method: EPA 1638***				
* Boron, Total	3/2/20 14:50	3/3/20 13:21		1.015	0.840	mg/L	0.03	0.1	
* Calcium, Total	3/2/20 14:50	3/3/20 14:07		10.15	46.8	mg/L	1.015	5.075	
* Lithium, Total	3/2/20 14:50	3/3/20 13:21		1.015	Not Detected	mg/L	0.01	0.02	U
Analytical Method: EPA 200.8	***Analyst: DLJ***				***Preparation Method: EPA 1638***				
* Antimony, Total	2/27/20 14:00	2/28/20 13:20		1.015	Not Detected	mg/L	0.0008	0.003	U
* Arsenic, Total	2/27/20 14:00	2/28/20 13:20		1.015	Not Detected	mg/L	0.001	0.005	U
* Barium, Total	2/27/20 14:00	2/28/20 13:20		1.015	0.0231	mg/L	0.002	0.01	
* Beryllium, Total	2/27/20 14:00	2/28/20 13:20		1.015	Not Detected	mg/L	0.0006	0.003	U
* Cadmium, Total	2/27/20 14:00	2/28/20 13:20		1.015	Not Detected	mg/L	0.0003	0.001	U
* Chromium, Total	2/27/20 14:00	2/28/20 13:20		1.015	Not Detected	mg/L	0.002	0.01	U
* Cobalt, Total	2/27/20 14:00	2/28/20 13:20		1.015	Not Detected	mg/L	0.002	0.005	U
* Lead, Total	2/27/20 14:00	2/28/20 13:20		1.015	Not Detected	mg/L	0.001	0.005	U
* Molybdenum, Total	2/27/20 14:00	2/28/20 13:20		1.015	0.0546	mg/L	0.002	0.01	
* Selenium, Total	2/27/20 14:00	2/28/20 13:20		1.015	Not Detected	mg/L	0.002	0.01	U
* Thallium, Total	2/27/20 14:00	2/28/20 13:20		1.015	Not Detected	mg/L	0.0002	0.001	U
Analytical Method: EPA 245.1	***Analyst: GAS***								
* Mercury, Total by CVAA	3/2/20 14:14	3/3/20 14:03		1	Not Detected	mg/L	0.0003	0.0005	U
Analytical Method: SM 2540C	***Analyst: TJW***								
* Solids, Dissolved	2/27/20 13:13	3/2/20 11:35		1	228	mg/L		25	
Analytical Method: SM4500Cl E	***Analyst: JCC***								
* Chloride	2/27/20 14:40	2/27/20 14:40		1	17.5	mg/L	0.50	1	
Analytical Method: SM4500F G 2017	***Analyst: JCC***								
* Fluoride	3/2/20 14:50	3/2/20 14:50		1	0.0647	mg/L	0.05	0.1	J
Analytical Method: SM4500SO4 E	***Analyst: JCC***								
* Sulfate	3/3/20 10:45	3/3/20 10:45		1	39.8	mg/L	0.50	1	
Analytical Method: Field Measurements	***Analyst: TJD***								
Conductivity	2/26/20 13:22	2/26/20 13:22			404.90	uS/cm			FA
pH	2/26/20 13:22	2/26/20 13:22			7.47	SU			FA
Temperature	2/26/20 13:22	2/26/20 13:22			18.56	C			FA
Turbidity	2/26/20 13:22	2/26/20 13:22			2.84	NTU			FA

MDL's and RL's are adjusted for sample dilution, as applicable

Comments:

Reported: 3/24/2020
Version: 3.1
COA_CCR

Alabama Power
General Test Laboratory
744 County Road 87, GSC #8
Calera, AL 35040

Batch QC Summary

Alabama Power

Customer Account: WMWGASAP
Sample Date: 2/26/20 13:25
Customer ID:
Delivery Date: 2/26/20 16:47

Description: Gaston Ash Pond - MW-5

Laboratory ID Number: BA04070

Sample	Analysis	Units	MB	MB Limit	Spike	MS	MSD	Standard	Standard Limit	Rec	Rec Limit	Prec	Prec Limit
BA04160	Thallium, Total	mg/L	0.00000482	0.0001474	0.10	0.102	0.106	0.110	0.085 to 0.115	102	70 to 130	3.59	20
BA04160	Arsenic, Total	mg/L	0.0000125	0.0001474	0.10	0.106	0.108	0.104	0.085 to 0.115	104	70 to 130	1.67	20
BA04160	Cadmium, Total	mg/L	0.00000444	0.0001474	0.10	0.100	0.100	0.100	0.085 to 0.115	100	70 to 130	0.218	20
BA04160	Molybdenum, Total	mg/L	0.0000217	0.0001474	0.10	1.16	1.16	0.0975	0.085 to 0.115	75.5	70 to 130	0.0426	20
BA04160	Boron, Total	mg/L	0.00456	0.0650254	1.00	2.21	2.24	1.01	0.85 to 1.15	99.5	70 to 130	1.38	20
BA04160	Barium, Total	mg/L	-0.0000100	0.0002	0.10	0.153	0.161	0.0970	0.085 to 0.115	95.1	70 to 130	5.21	20
BA04160	Calcium, Total	mg/L	-0.0119	0.1518	5.00	50.5	50.5	5.28	4.25 to 5.75	75.2	70 to 130	0.0247	20
BA04160	Lithium, Total	mg/L	-0.0000216	0.0154	0.20	0.525	0.528	0.199	0.17 to 0.23	109	70 to 130	0.468	20
BA04160	Cobalt, Total	mg/L	-0.00000190	0.0001474	0.10	0.0985	0.102	0.102	0.085 to 0.115	98.5	70 to 130	3.53	20
BA04160	Selenium, Total	mg/L	0.0000111	0.00066	0.10	0.101	0.102	0.103	0.085 to 0.115	101	70 to 130	1.08	20
BA04157	Mercury, Total by CVAA	mg/L	0.000111	0.0005	0.004	0.00388	0.00392	0.00407	0.0034 to 0.0046	97.1	70 to 130	0.912	20
BA04160	Beryllium, Total	mg/L	0.00000564	0.00088	0.10	0.107	0.105	0.101	0.085 to 0.115	107	70 to 130	1.81	20
BA04160	Lead, Total	mg/L	0.00000363	0.0001474	0.10	0.0999	0.102	0.105	0.085 to 0.115	99.9	70 to 130	1.96	20
BA04160	Antimony, Total	mg/L	0.000269	0.00066	0.10	0.0986	0.104	0.0971	0.085 to 0.115	98.6	70 to 130	5.70	20
BA04160	Chromium, Total	mg/L	-0.0000323	0.00044	0.10	0.100	0.108	0.103	0.085 to 0.115	100	70 to 130	7.77	20

Comments:

Reported: 3/24/2020
Version: 3.1
COA_CCR

Alabama Power
General Test Laboratory
744 County Road 87, GSC #8
Calera, AL 35040

Alabama Power

Batch QC Summary

Customer Account: WMWGASAP
Sample Date: 2/26/20 13:25
Customer ID:
Delivery Date: 2/26/20 16:47

Description: Gaston Ash Pond - MW-5

Laboratory ID Number: BA04070

Sample	Analysis	Units	MB	MB Limit	Spike	MS	Sample Duplicate	Standard	Standard Limit	Rec	Rec Limit	Prec	Prec Limit
BA04071	Sulfate	mg/L	-0.590	0.50	20.0	19.4	-0.616	19.1	18 to 22	97.0	80 to 120	0.00	20
BA04071	Fluoride	mg/L	0.0295	0.05	2.50	2.57	0.0313	2.56	2.25 to 2.75	103	80 to 120	0.00	20
BA04069	Solids, Dissolved	mg/L	1.00	25			505	50.0	40 to 60			0.798	5
BA04071	Chloride	mg/L	-0.000706	0.50	10.0	9.88	0.154	9.97	9 to 11	98.8	80 to 120	0.00	20

Comments:

Reported: 3/24/2020
Version: 3.1
COA_CCR

Alabama Power
General Test Laboratory
744 County Road 87, GSC #8
Calera, AL 35040

Certificate Of Analysis

Alabama Power

Description: Gaston Ash Pond Field Blank

Location Code: WMWGASAPFB
Collected: 2/26/20 13:45
Customer ID:
Submittal Date: 2/26/20 16:47

Laboratory ID Number: BA04071

Name	Prepared	Analyzed	Vio Spec	DF	Results	Units	MDL	RL	Q
Analytical Method: EPA 200.7	***Analyst: RDA***				***Preparation Method: EPA 1638***				
* Boron, Total	3/2/20 14:50	3/3/20 13:24		1.015	Not Detected	mg/L	0.03	0.1	U
* Calcium, Total	3/2/20 14:50	3/3/20 13:24		1.015	Not Detected	mg/L	0.1	0.5	U
* Lithium, Total	3/2/20 14:50	3/3/20 13:24		1.015	Not Detected	mg/L	0.01	0.02	U
Analytical Method: EPA 200.8	***Analyst: DLJ***				***Preparation Method: EPA 1638***				
* Antimony, Total	2/27/20 14:00	2/28/20 13:22		1.015	Not Detected	mg/L	0.0008	0.003	U
* Arsenic, Total	2/27/20 14:00	2/28/20 13:22		1.015	Not Detected	mg/L	0.001	0.005	U
* Barium, Total	2/27/20 14:00	2/28/20 13:22		1.015	Not Detected	mg/L	0.002	0.01	U
* Beryllium, Total	2/27/20 14:00	2/28/20 13:22		1.015	Not Detected	mg/L	0.0006	0.003	U
* Cadmium, Total	2/27/20 14:00	2/28/20 13:22		1.015	Not Detected	mg/L	0.0003	0.001	U
* Chromium, Total	2/27/20 14:00	2/28/20 13:22		1.015	Not Detected	mg/L	0.002	0.01	U
* Cobalt, Total	2/27/20 14:00	2/28/20 13:22		1.015	Not Detected	mg/L	0.002	0.005	U
* Lead, Total	2/27/20 14:00	2/28/20 13:22		1.015	Not Detected	mg/L	0.001	0.005	U
* Molybdenum, Total	2/27/20 14:00	2/28/20 13:22		1.015	Not Detected	mg/L	0.002	0.01	U
* Selenium, Total	2/27/20 14:00	2/28/20 13:22		1.015	Not Detected	mg/L	0.002	0.01	U
* Thallium, Total	2/27/20 14:00	2/28/20 13:22		1.015	Not Detected	mg/L	0.0002	0.001	U
Analytical Method: EPA 245.1	***Analyst: GAS***								
* Mercury, Total by CVAA	3/2/20 14:14	3/3/20 14:06		1	Not Detected	mg/L	0.0003	0.0005	U
Analytical Method: SM 2540C	***Analyst: TJW***								
* Solids, Dissolved	2/27/20 13:13	3/2/20 11:35		1	Not Detected	mg/L		25	U
Analytical Method: SM4500Cl E	***Analyst: JCC***								
* Chloride	2/27/20 14:41	2/27/20 14:41		1	Not Detected	mg/L	0.50	1	U
Analytical Method: SM4500F G 2017	***Analyst: JCC***								
* Fluoride	3/2/20 14:51	3/2/20 14:51		1	Not Detected	mg/L	0.05	0.1	U
Analytical Method: SM4500SO4 E	***Analyst: JCC***								
* Sulfate	3/3/20 10:46	3/3/20 10:46		1	Not Detected	mg/L	0.50	1	U

MDL's and RL's are adjusted for sample dilution, as applicable

Comments:

Reported: 3/24/2020
Version: 3.1
COA_CCR

Alabama Power
General Test Laboratory
744 County Road 87, GSC #8
Calera, AL 35040

Batch QC Summary

Alabama Power

Customer Account: WMWGASAPFB
Sample Date: 2/26/20 13:45
Customer ID:
Delivery Date: 2/26/20 16:47

Description: Gaston Ash Pond Field Blank

Laboratory ID Number: BA04071

Sample	Analysis	Units	MB	MB Limit	Spike	MS	MSD	Standard	Standard Limit	Rec	Rec Limit	Prec	Prec Limit
BA04160	Chromium, Total	mg/L	-0.0000323	0.00044	0.10	0.100	0.108	0.103	0.085 to 0.115	100	70 to 130	7.77	20
BA04160	Boron, Total	mg/L	0.00456	0.0650254	1.00	2.21	2.24	1.01	0.85 to 1.15	99.5	70 to 130	1.38	20
BA04160	Thallium, Total	mg/L	0.00000482	0.0001474	0.10	0.102	0.106	0.110	0.085 to 0.115	102	70 to 130	3.59	20
BA04160	Barium, Total	mg/L	-0.0000100	0.0002	0.10	0.153	0.161	0.0970	0.085 to 0.115	95.1	70 to 130	5.21	20
BA04160	Calcium, Total	mg/L	-0.0119	0.1518	5.00	50.5	50.5	5.28	4.25 to 5.75	75.2	70 to 130	0.0247	20
BA04160	Lithium, Total	mg/L	-0.0000216	0.0154	0.20	0.525	0.528	0.199	0.17 to 0.23	109	70 to 130	0.468	20
BA04160	Cobalt, Total	mg/L	-0.00000190	0.0001474	0.10	0.0985	0.102	0.102	0.085 to 0.115	98.5	70 to 130	3.53	20
BA04160	Selenium, Total	mg/L	0.0000111	0.00066	0.10	0.101	0.102	0.103	0.085 to 0.115	101	70 to 130	1.08	20
BA04157	Mercury, Total by CVAA	mg/L	0.000111	0.0005	0.004	0.00388	0.00392	0.00407	0.0034 to 0.0046	97.1	70 to 130	0.912	20
BA04160	Beryllium, Total	mg/L	0.00000564	0.00088	0.10	0.107	0.105	0.101	0.085 to 0.115	107	70 to 130	1.81	20
BA04160	Lead, Total	mg/L	0.00000363	0.0001474	0.10	0.0999	0.102	0.105	0.085 to 0.115	99.9	70 to 130	1.96	20
BA04160	Antimony, Total	mg/L	0.000269	0.00066	0.10	0.0986	0.104	0.0971	0.085 to 0.115	98.6	70 to 130	5.70	20
BA04160	Cadmium, Total	mg/L	0.00000444	0.0001474	0.10	0.100	0.100	0.100	0.085 to 0.115	100	70 to 130	0.218	20
BA04160	Molybdenum, Total	mg/L	0.0000217	0.0001474	0.10	1.16	1.16	0.0975	0.085 to 0.115	75.5	70 to 130	0.0426	20
BA04160	Arsenic, Total	mg/L	0.0000125	0.0001474	0.10	0.106	0.108	0.104	0.085 to 0.115	104	70 to 130	1.67	20

Comments:

Reported: 3/24/2020
Version: 3.1
COA_CCR

Alabama Power
General Test Laboratory
744 County Road 87, GSC #8
Calera, AL 35040

Alabama Power

Batch QC Summary

Customer Account: WMWGASAPFB
Sample Date: 2/26/20 13:45
Customer ID:
Delivery Date: 2/26/20 16:47

Description: Gaston Ash Pond Field Blank

Laboratory ID Number: BA04071

Sample	Analysis	Units	MB	MB Limit	Spike	MS	Sample Duplicate	Standard	Standard Limit	Rec	Rec Limit	Prec	Prec Limit
BA04071	Fluoride	mg/L	0.0295	0.05	2.50	2.57	0.0313	2.56	2.25 to 2.75	103	80 to 120	0.00	20
BA04071	Sulfate	mg/L	-0.590	0.50	20.0	19.4	-0.616	19.1	18 to 22	97.0	80 to 120	0.00	20
BA04069	Solids, Dissolved	mg/L	1.00	25			505	50.0	40 to 60			0.798	5
BA04071	Chloride	mg/L	-0.000706	0.50	10.0	9.88	0.154	9.97	9 to 11	98.8	80 to 120	0.00	20

Comments:

Alabama Power
General Test Laboratory
744 County Road 87, GSC #8
Calera, AL 35040

Certificate Of Analysis

Alabama Power

Description: Gaston Ash Pond - MW-16V

Location Code: WMWGASAP
Collected: 2/25/20 11:37
Customer ID:
Submittal Date: 2/27/20 09:31

Laboratory ID Number: BA04156

Name	Prepared	Analyzed	Vio Spec	DF	Results	Units	MDL	RL	Q
Analytical Method: EPA 200.7	***Analyst: RDA***				***Preparation Method: EPA 1638***				
* Boron, Total	3/2/20 14:50	3/3/20 13:27		1.015	1.40	mg/L	0.03	0.1	
* Calcium, Total	3/2/20 14:50	3/3/20 14:10		10.15	38.8	mg/L	1.015	5.075	
* Lithium, Total	3/2/20 14:50	3/3/20 13:27		1.015	0.318	mg/L	0.01	0.02	
Analytical Method: EPA 200.8	***Analyst: DLJ***				***Preparation Method: EPA 1638***				
* Antimony, Total	2/27/20 14:00	2/28/20 13:25		1.015	Not Detected	mg/L	0.0008	0.003	U
* Arsenic, Total	2/27/20 14:00	2/28/20 13:25		1.015	0.00105	mg/L	0.001	0.005	J
* Barium, Total	2/27/20 14:00	2/28/20 13:25		1.015	0.0507	mg/L	0.002	0.01	
* Beryllium, Total	2/27/20 14:00	2/28/20 13:25		1.015	Not Detected	mg/L	0.0006	0.003	U
* Cadmium, Total	2/27/20 14:00	2/28/20 13:25		1.015	Not Detected	mg/L	0.0003	0.001	U
* Chromium, Total	2/27/20 14:00	2/28/20 13:25		1.015	Not Detected	mg/L	0.002	0.01	U
* Cobalt, Total	2/27/20 14:00	2/28/20 13:25		1.015	Not Detected	mg/L	0.002	0.005	U
* Lead, Total	2/27/20 14:00	2/28/20 13:25		1.015	Not Detected	mg/L	0.001	0.005	U
* Molybdenum, Total	2/27/20 14:00	2/28/20 13:25		1.015	0.629	mg/L	0.002	0.01	
* Selenium, Total	2/27/20 14:00	2/28/20 13:25		1.015	Not Detected	mg/L	0.002	0.01	U
* Thallium, Total	2/27/20 14:00	2/28/20 13:25		1.015	0.000552	mg/L	0.0002	0.001	J
Analytical Method: EPA 245.1	***Analyst: GAS***								
* Mercury, Total by CVAA	3/2/20 14:14	3/3/20 14:08		1	Not Detected	mg/L	0.0003	0.0005	U
Analytical Method: SM 2540C	***Analyst: TJW***								
* Solids, Dissolved	2/28/20 14:05	3/2/20 15:30		1	288	mg/L		25	
Analytical Method: SM4500Cl E	***Analyst: JCC***								
* Chloride	2/27/20 15:16	2/27/20 15:16		2	25.1	mg/L	1.00	2	
Analytical Method: SM4500F G 2017	***Analyst: JCC***								
* Fluoride	3/2/20 15:03	3/2/20 15:03		1	0.0992	mg/L	0.05	0.1	J
Analytical Method: SM4500SO4 E	***Analyst: JCC***								
* Sulfate	3/3/20 11:24	3/3/20 11:24		8	146	mg/L	4.00	8	
Analytical Method: Field Measurements	***Analyst: DKG***								
Conductivity	2/25/20 11:34	2/25/20 11:34			444.45	uS/cm			FA
pH	2/25/20 11:34	2/25/20 11:34			8.61	SU			FA
Temperature	2/25/20 11:34	2/25/20 11:34			19.59	C			FA
Turbidity	2/25/20 11:34	2/25/20 11:34			0.72	NTU			FA

MDL's and RL's are adjusted for sample dilution, as applicable

Comments:

Reported: 3/24/2020
Version: 3.1
COA_CCR

Alabama Power
General Test Laboratory
744 County Road 87, GSC #8
Calera, AL 35040

Batch QC Summary

Alabama Power

Customer Account: WMWGASAP
Sample Date: 2/25/20 11:37
Customer ID:
Delivery Date: 2/27/20 09:31

Description: Gaston Ash Pond - MW-16V

Laboratory ID Number: BA04156

Sample	Analysis	Units	MB	MB Limit	Spike	MS	MSD	Standard	Standard Limit	Rec	Rec Limit	Prec	Prec Limit
BA04160	Thallium, Total	mg/L	0.00000482	0.0001474	0.10	0.102	0.106	0.110	0.085 to 0.115	102	70 to 130	3.59	20
BA04160	Chromium, Total	mg/L	-0.0000323	0.00044	0.10	0.100	0.108	0.103	0.085 to 0.115	100	70 to 130	7.77	20
BA04160	Arsenic, Total	mg/L	0.0000125	0.0001474	0.10	0.106	0.108	0.104	0.085 to 0.115	104	70 to 130	1.67	20
BA04160	Barium, Total	mg/L	-0.0000100	0.0002	0.10	0.153	0.161	0.0970	0.085 to 0.115	95.1	70 to 130	5.21	20
BA04160	Calcium, Total	mg/L	-0.0119	0.1518	5.00	50.5	50.5	5.28	4.25 to 5.75	75.2	70 to 130	0.0247	20
BA04160	Lithium, Total	mg/L	-0.0000216	0.0154	0.20	0.525	0.528	0.199	0.17 to 0.23	109	70 to 130	0.468	20
BA04160	Boron, Total	mg/L	0.00456	0.0650254	1.00	2.21	2.24	1.01	0.85 to 1.15	99.5	70 to 130	1.38	20
BA04157	Mercury, Total by CVAA	mg/L	0.000111	0.0005	0.004	0.00388	0.00392	0.00407	0.0034 to 0.0046	97.1	70 to 130	0.912	20
BA04160	Beryllium, Total	mg/L	0.00000564	0.00088	0.10	0.107	0.105	0.101	0.085 to 0.115	107	70 to 130	1.81	20
BA04160	Lead, Total	mg/L	0.00000363	0.0001474	0.10	0.0999	0.102	0.105	0.085 to 0.115	99.9	70 to 130	1.96	20
BA04160	Antimony, Total	mg/L	0.000269	0.00066	0.10	0.0986	0.104	0.0971	0.085 to 0.115	98.6	70 to 130	5.70	20
BA04160	Cadmium, Total	mg/L	0.00000444	0.0001474	0.10	0.100	0.100	0.100	0.085 to 0.115	100	70 to 130	0.218	20
BA04160	Molybdenum, Total	mg/L	0.0000217	0.0001474	0.10	1.16	1.16	0.0975	0.085 to 0.115	75.5	70 to 130	0.0426	20
BA04160	Cobalt, Total	mg/L	-0.00000190	0.0001474	0.10	0.0985	0.102	0.102	0.085 to 0.115	98.5	70 to 130	3.53	20
BA04160	Selenium, Total	mg/L	0.0000111	0.00066	0.10	0.101	0.102	0.103	0.085 to 0.115	101	70 to 130	1.08	20

Comments:

Reported: 3/24/2020
Version: 3.1
COA_CCR

Alabama Power
General Test Laboratory
744 County Road 87, GSC #8
Calera, AL 35040

Alabama Power

Batch QC Summary

Customer Account: WMWGASAP
Sample Date: 2/25/20 11:37
Customer ID:
Delivery Date: 2/27/20 09:31

Description: Gaston Ash Pond - MW-16V

Laboratory ID Number: BA04156

Sample	Analysis	Units	MB	MB Limit	Spike	MS	Sample Duplicate	Standard	Standard Limit	Rec	Rec Limit	Prec	Prec Limit
BA04163	Solids, Dissolved	mg/L	1.00	25			462	49.0	40 to 60			0.538	5
BA04164	Sulfate	mg/L	-0.622	0.50	200	349	119	19.4	18 to 22	115	80 to 120	0.00	20
BA04164	Chloride	mg/L	-0.0178	0.50	40.0	61.3	20.6	9.98	9 to 11	103	80 to 120	2.46	20
BA04164	Fluoride	mg/L	0.0309	0.05	2.50	2.79	0.143	2.62	2.25 to 2.75	106	80 to 120	0.00	20

Comments:

Reported: 3/24/2020
Version: 3.1
COA_CCR

Alabama Power
General Test Laboratory
744 County Road 87, GSC #8
Calera, AL 35040

Certificate Of Analysis

Alabama Power

Description: Gaston Ash Pond - MW-16

Location Code: WMWGASAP
Collected: 2/25/20 12:50
Customer ID:
Submittal Date: 2/27/20 09:31

Laboratory ID Number: BA04157

Name	Prepared	Analyzed	Vio Spec	DF	Results	Units	MDL	RL	Q
Analytical Method: EPA 200.7	***Analyst: RDA***				***Preparation Method: EPA 1638***				
* Boron, Total	3/2/20 14:50	3/3/20 13:30		1.015	1.39	mg/L	0.03	0.1	
* Calcium, Total	3/2/20 14:50	3/3/20 14:12		10.15	50.0	mg/L	1.015	5.075	
* Lithium, Total	3/2/20 14:50	3/3/20 13:30		1.015	0.0951	mg/L	0.01	0.02	
Analytical Method: EPA 200.8	***Analyst: DLJ***				***Preparation Method: EPA 1638***				
* Antimony, Total	2/27/20 14:00	2/28/20 13:27		1.015	Not Detected	mg/L	0.0008	0.003	U
* Arsenic, Total	2/27/20 14:00	2/28/20 13:27		1.015	0.00495	mg/L	0.001	0.005	J
* Barium, Total	2/27/20 14:00	2/28/20 13:27		1.015	0.0353	mg/L	0.002	0.01	
* Beryllium, Total	2/27/20 14:00	2/28/20 13:27		1.015	Not Detected	mg/L	0.0006	0.003	U
* Cadmium, Total	2/27/20 14:00	2/28/20 13:27		1.015	Not Detected	mg/L	0.0003	0.001	U
* Chromium, Total	2/27/20 14:00	2/28/20 13:27		1.015	Not Detected	mg/L	0.002	0.01	U
* Cobalt, Total	2/27/20 14:00	2/28/20 13:27		1.015	Not Detected	mg/L	0.002	0.005	U
* Lead, Total	2/27/20 14:00	2/28/20 13:27		1.015	Not Detected	mg/L	0.001	0.005	U
* Molybdenum, Total	2/27/20 14:00	2/28/20 13:27		1.015	0.343	mg/L	0.002	0.01	
* Selenium, Total	2/27/20 14:00	2/28/20 13:27		1.015	Not Detected	mg/L	0.002	0.01	U
* Thallium, Total	2/27/20 14:00	2/28/20 13:27		1.015	Not Detected	mg/L	0.0002	0.001	U
Analytical Method: EPA 245.1	***Analyst: GAS***								
* Mercury, Total by CVAA	3/2/20 14:14	3/3/20 14:10		1	Not Detected	mg/L	0.0003	0.0005	U
Analytical Method: SM 2540C	***Analyst: TJW***								
* Solids, Dissolved	2/28/20 14:05	3/2/20 15:30		1	284	mg/L		25	
Analytical Method: SM4500Cl E	***Analyst: JCC***								
* Chloride	2/27/20 15:17	2/27/20 15:17		1	17.7	mg/L	0.50	1	
Analytical Method: SM4500F G 2017	***Analyst: JCC***								
* Fluoride	3/2/20 15:04	3/2/20 15:04		1	0.133	mg/L	0.05	0.1	
Analytical Method: SM4500SO4 E	***Analyst: JCC***								
* Sulfate	3/3/20 11:25	3/3/20 11:25		8	161	mg/L	4.00	8	
Analytical Method: Field Measurements	***Analyst: DKG***								
Conductivity	2/25/20 12:47	2/25/20 12:47			431.25	uS/cm			FA
pH	2/25/20 12:47	2/25/20 12:47			8.38	SU			FA
Temperature	2/25/20 12:47	2/25/20 12:47			20.64	C			FA
Turbidity	2/25/20 12:47	2/25/20 12:47			7.3	NTU			FA

MDL's and RL's are adjusted for sample dilution, as applicable

Comments:

Reported: 3/24/2020
Version: 3.1
COA_CCR

Alabama Power
General Test Laboratory
744 County Road 87, GSC #8
Calera, AL 35040

Batch QC Summary

Alabama Power

Customer Account: WMWGASAP
Sample Date: 2/25/20 12:50
Customer ID:
Delivery Date: 2/27/20 09:31

Description: Gaston Ash Pond - MW-16

Laboratory ID Number: BA04157

Sample	Analysis	Units	MB	MB Limit	Spike	MS	MSD	Standard	Standard Limit	Rec	Rec Limit	Prec	Prec Limit
BA04160	Thallium, Total	mg/L	0.00000482	0.0001474	0.10	0.102	0.106	0.110	0.085 to 0.115	102	70 to 130	3.59	20
BA04160	Chromium, Total	mg/L	-0.0000323	0.00044	0.10	0.100	0.108	0.103	0.085 to 0.115	100	70 to 130	7.77	20
BA04160	Arsenic, Total	mg/L	0.0000125	0.0001474	0.10	0.106	0.108	0.104	0.085 to 0.115	104	70 to 130	1.67	20
BA04160	Boron, Total	mg/L	0.00456	0.0650254	1.00	2.21	2.24	1.01	0.85 to 1.15	99.5	70 to 130	1.38	20
BA04160	Barium, Total	mg/L	-0.0000100	0.0002	0.10	0.153	0.161	0.0970	0.085 to 0.115	95.1	70 to 130	5.21	20
BA04160	Calcium, Total	mg/L	-0.0119	0.1518	5.00	50.5	50.5	5.28	4.25 to 5.75	75.2	70 to 130	0.0247	20
BA04160	Lithium, Total	mg/L	-0.0000216	0.0154	0.20	0.525	0.528	0.199	0.17 to 0.23	109	70 to 130	0.468	20
BA04160	Cobalt, Total	mg/L	-0.00000190	0.0001474	0.10	0.0985	0.102	0.102	0.085 to 0.115	98.5	70 to 130	3.53	20
BA04160	Selenium, Total	mg/L	0.0000111	0.00066	0.10	0.101	0.102	0.103	0.085 to 0.115	101	70 to 130	1.08	20
BA04160	Cadmium, Total	mg/L	0.00000444	0.0001474	0.10	0.100	0.100	0.100	0.085 to 0.115	100	70 to 130	0.218	20
BA04160	Molybdenum, Total	mg/L	0.0000217	0.0001474	0.10	1.16	1.16	0.0975	0.085 to 0.115	75.5	70 to 130	0.0426	20
BA04157	Mercury, Total by CVAA	mg/L	0.000111	0.0005	0.004	0.00388	0.00392	0.00407	0.0034 to 0.0046	97.1	70 to 130	0.912	20
BA04160	Beryllium, Total	mg/L	0.00000564	0.00088	0.10	0.107	0.105	0.101	0.085 to 0.115	107	70 to 130	1.81	20
BA04160	Lead, Total	mg/L	0.00000363	0.0001474	0.10	0.0999	0.102	0.105	0.085 to 0.115	99.9	70 to 130	1.96	20
BA04160	Antimony, Total	mg/L	0.000269	0.00066	0.10	0.0986	0.104	0.0971	0.085 to 0.115	98.6	70 to 130	5.70	20

Comments:

Reported: 3/24/2020
Version: 3.1
COA_CCR

Alabama Power
General Test Laboratory
744 County Road 87, GSC #8
Calera, AL 35040

Alabama Power

Batch QC Summary

Customer Account: WMWGASAP
Sample Date: 2/25/20 12:50
Customer ID:
Delivery Date: 2/27/20 09:31

Description: Gaston Ash Pond - MW-16

Laboratory ID Number: BA04157

Sample	Analysis	Units	MB	MB Limit	Spike	MS	Sample Duplicate	Standard	Standard Limit	Rec	Rec Limit	Prec	Prec Limit
BA04164	Chloride	mg/L	-0.0178	0.50	40.0	61.3	20.6	9.98	9 to 11	103	80 to 120	2.46	20
BA04164	Fluoride	mg/L	0.0309	0.05	2.50	2.79	0.143	2.62	2.25 to 2.75	106	80 to 120	0.00	20
BA04163	Solids, Dissolved	mg/L	1.00	25			462	49.0	40 to 60			0.538	5
BA04164	Sulfate	mg/L	-0.622	0.50	200	349	119	19.4	18 to 22	115	80 to 120	0.00	20

Comments:

Reported: 3/24/2020
Version: 3.1
COA_CCR

Alabama Power
General Test Laboratory
744 County Road 87, GSC #8
Calera, AL 35040

Certificate Of Analysis

Alabama Power

Description: Gaston Ash Pond - MW-28H

Location Code: WMWGASAP
Collected: 2/25/20 15:02
Customer ID:
Submittal Date: 2/27/20 09:31

Laboratory ID Number: BA04158

Name	Prepared	Analyzed	Vio Spec	DF	Results	Units	MDL	RL	Q
Analytical Method: EPA 200.7	***Analyst: RDA***				***Preparation Method: EPA 1638***				
* Boron, Total	3/2/20 14:50	3/3/20 13:33		1.015	0.789	mg/L	0.03	0.1	
* Calcium, Total	3/2/20 14:50	3/3/20 14:15		10.15	42.6	mg/L	1.015	5.075	
* Lithium, Total	3/2/20 14:50	3/3/20 13:33		1.015	0.140	mg/L	0.01	0.02	
Analytical Method: EPA 200.8	***Analyst: DLJ***				***Preparation Method: EPA 1638***				
* Antimony, Total	2/27/20 14:00	2/28/20 13:30		1.015	Not Detected	mg/L	0.0008	0.003	U
* Arsenic, Total	2/27/20 14:00	2/28/20 13:30		1.015	0.00352	mg/L	0.001	0.005	J
* Barium, Total	2/27/20 14:00	2/28/20 13:30		1.015	0.0304	mg/L	0.002	0.01	
* Beryllium, Total	2/27/20 14:00	2/28/20 13:30		1.015	Not Detected	mg/L	0.0006	0.003	U
* Cadmium, Total	2/27/20 14:00	2/28/20 13:30		1.015	Not Detected	mg/L	0.0003	0.001	U
* Chromium, Total	2/27/20 14:00	2/28/20 13:30		1.015	Not Detected	mg/L	0.002	0.01	U
* Cobalt, Total	2/27/20 14:00	2/28/20 13:30		1.015	Not Detected	mg/L	0.002	0.005	U
* Lead, Total	2/27/20 14:00	2/28/20 13:30		1.015	Not Detected	mg/L	0.001	0.005	U
* Molybdenum, Total	2/27/20 14:00	2/28/20 13:30		1.015	0.464	mg/L	0.002	0.01	
* Selenium, Total	2/27/20 14:00	2/28/20 13:30		1.015	Not Detected	mg/L	0.002	0.01	U
* Thallium, Total	2/27/20 14:00	2/28/20 13:30		1.015	Not Detected	mg/L	0.0002	0.001	U
Analytical Method: EPA 245.1	***Analyst: GAS***								
* Mercury, Total by CVAA	3/2/20 14:14	3/3/20 14:27		1	Not Detected	mg/L	0.0003	0.0005	U
Analytical Method: SM 2540C	***Analyst: TJW***								
* Solids, Dissolved	2/28/20 14:05	3/2/20 15:30		1	276	mg/L		25	
Analytical Method: SM4500Cl E	***Analyst: JCC***								
* Chloride	2/27/20 15:19	2/27/20 15:19		1	16.9	mg/L	0.50	1	
Analytical Method: SM4500F G 2017	***Analyst: JCC***								
* Fluoride	3/2/20 15:06	3/2/20 15:06		1	0.0778	mg/L	0.05	0.1	J
Analytical Method: SM4500SO4 E	***Analyst: JCC***								
* Sulfate	3/3/20 11:26	3/3/20 11:26		8	134	mg/L	4.00	8	
Analytical Method: Field Measurements	***Analyst: DKG***								
Conductivity	2/25/20 14:59	2/25/20 14:59			422.96	uS/cm			FA
pH	2/25/20 14:59	2/25/20 14:59			8.32	SU			FA
Temperature	2/25/20 14:59	2/25/20 14:59			20.54	C			FA
Turbidity	2/25/20 14:59	2/25/20 14:59			9.87	NTU			FA

MDL's and RL's are adjusted for sample dilution, as applicable

Comments:

Reported: 3/24/2020
Version: 3.1
COA_CCR

Alabama Power
General Test Laboratory
744 County Road 87, GSC #8
Calera, AL 35040

Batch QC Summary

Alabama Power

Customer Account: WMWGASAP
Sample Date: 2/25/20 15:02
Customer ID:
Delivery Date: 2/27/20 09:31

Description: Gaston Ash Pond - MW-28H

Laboratory ID Number: BA04158

Sample	Analysis	Units	MB	MB Limit	Spike	MS	MSD	Standard	Standard Limit	Rec	Rec Limit	Prec	Prec Limit
BA04160	Thallium, Total	mg/L	0.00000482	0.0001474	0.10	0.102	0.106	0.110	0.085 to 0.115	102	70 to 130	3.59	20
BA04160	Chromium, Total	mg/L	-0.0000323	0.00044	0.10	0.100	0.108	0.103	0.085 to 0.115	100	70 to 130	7.77	20
BA04160	Boron, Total	mg/L	0.00456	0.0650254	1.00	2.21	2.24	1.01	0.85 to 1.15	99.5	70 to 130	1.38	20
BA04160	Arsenic, Total	mg/L	0.0000125	0.0001474	0.10	0.106	0.108	0.104	0.085 to 0.115	104	70 to 130	1.67	20
BA04164	Mercury, Total by CVAA	mg/L	0.000134	0.0005	0.004	0.00391	0.00385	0.00402	0.0034 to 0.0046	97.8	70 to 130	1.66	20
BA04160	Barium, Total	mg/L	-0.0000100	0.0002	0.10	0.153	0.161	0.0970	0.085 to 0.115	95.1	70 to 130	5.21	20
BA04160	Calcium, Total	mg/L	-0.0119	0.1518	5.00	50.5	50.5	5.28	4.25 to 5.75	75.2	70 to 130	0.0247	20
BA04160	Lithium, Total	mg/L	-0.0000216	0.0154	0.20	0.525	0.528	0.199	0.17 to 0.23	109	70 to 130	0.468	20
BA04160	Cobalt, Total	mg/L	-0.00000190	0.0001474	0.10	0.0985	0.102	0.102	0.085 to 0.115	98.5	70 to 130	3.53	20
BA04160	Selenium, Total	mg/L	0.0000111	0.00066	0.10	0.101	0.102	0.103	0.085 to 0.115	101	70 to 130	1.08	20
BA04160	Cadmium, Total	mg/L	0.00000444	0.0001474	0.10	0.100	0.100	0.100	0.085 to 0.115	100	70 to 130	0.218	20
BA04160	Molybdenum, Total	mg/L	0.0000217	0.0001474	0.10	1.16	1.16	0.0975	0.085 to 0.115	75.5	70 to 130	0.0426	20
BA04160	Beryllium, Total	mg/L	0.00000564	0.00088	0.10	0.107	0.105	0.101	0.085 to 0.115	107	70 to 130	1.81	20
BA04160	Lead, Total	mg/L	0.00000363	0.0001474	0.10	0.0999	0.102	0.105	0.085 to 0.115	99.9	70 to 130	1.96	20
BA04160	Antimony, Total	mg/L	0.000269	0.00066	0.10	0.0986	0.104	0.0971	0.085 to 0.115	98.6	70 to 130	5.70	20

Comments:

Reported: 3/24/2020
Version: 3.1
COA_CCR

Alabama Power
General Test Laboratory
744 County Road 87, GSC #8
Calera, AL 35040

Alabama Power

Batch QC Summary

Customer Account: WMWGASAP
Sample Date: 2/25/20 15:02
Customer ID:
Delivery Date: 2/27/20 09:31

Description: Gaston Ash Pond - MW-28H

Laboratory ID Number: BA04158

Sample	Analysis	Units	MB	MB Limit	Spike	MS	Sample Duplicate	Standard	Standard Limit	Rec	Rec Limit	Prec	Prec Limit
BA04163	Solids, Dissolved	mg/L	1.00	25			462	49.0	40 to 60			0.538	5
BA04164	Sulfate	mg/L	-0.622	0.50	200	349	119	19.4	18 to 22	115	80 to 120	0.00	20
BA04164	Chloride	mg/L	-0.0178	0.50	40.0	61.3	20.6	9.98	9 to 11	103	80 to 120	2.46	20
BA04164	Fluoride	mg/L	0.0309	0.05	2.50	2.79	0.143	2.62	2.25 to 2.75	106	80 to 120	0.00	20

Comments:

Reported: 3/24/2020
Version: 3.1
COA_CCR

Alabama Power
General Test Laboratory
744 County Road 87, GSC #8
Calera, AL 35040

Certificate Of Analysis

Alabama Power

Description: Gaston Ash Pond - MW-28H DUP

Location Code: WMWGASAP
Collected: 2/25/20 15:02
Customer ID:
Submittal Date: 2/27/20 09:31

Laboratory ID Number: BA04159

Name	Prepared	Analyzed	Vio Spec	DF	Results	Units	MDL	RL	Q
Analytical Method: EPA 200.7	***Analyst: RDA***				***Preparation Method: EPA 1638***				
* Boron, Total	3/2/20 14:50	3/3/20 13:36		1.015	0.782	mg/L	0.03	0.1	
* Calcium, Total	3/2/20 14:50	3/3/20 14:18		10.15	43.1	mg/L	1.015	5.075	
* Lithium, Total	3/2/20 14:50	3/3/20 13:36		1.015	0.140	mg/L	0.01	0.02	
Analytical Method: EPA 200.8	***Analyst: DLJ***				***Preparation Method: EPA 1638***				
* Antimony, Total	2/27/20 14:00	2/28/20 13:33		1.015	Not Detected	mg/L	0.0008	0.003	U
* Arsenic, Total	2/27/20 14:00	2/28/20 13:33		1.015	0.00372	mg/L	0.001	0.005	J
* Barium, Total	2/27/20 14:00	2/28/20 13:33		1.015	0.0309	mg/L	0.002	0.01	
* Beryllium, Total	2/27/20 14:00	2/28/20 13:33		1.015	Not Detected	mg/L	0.0006	0.003	U
* Cadmium, Total	2/27/20 14:00	2/28/20 13:33		1.015	Not Detected	mg/L	0.0003	0.001	U
* Chromium, Total	2/27/20 14:00	2/28/20 13:33		1.015	Not Detected	mg/L	0.002	0.01	U
* Cobalt, Total	2/27/20 14:00	2/28/20 13:33		1.015	Not Detected	mg/L	0.002	0.005	U
* Lead, Total	2/27/20 14:00	2/28/20 13:33		1.015	Not Detected	mg/L	0.001	0.005	U
* Molybdenum, Total	2/27/20 14:00	2/28/20 13:33		1.015	0.460	mg/L	0.002	0.01	
* Selenium, Total	2/27/20 14:00	2/28/20 13:33		1.015	Not Detected	mg/L	0.002	0.01	U
* Thallium, Total	2/27/20 14:00	2/28/20 13:33		1.015	Not Detected	mg/L	0.0002	0.001	U
Analytical Method: EPA 245.1	***Analyst: GAS***								
* Mercury, Total by CVAA	3/2/20 14:14	3/3/20 14:29		1	Not Detected	mg/L	0.0003	0.0005	U
Analytical Method: SM 2540C	***Analyst: TJW***								
* Solids, Dissolved	2/28/20 14:05	3/2/20 15:30		1	275	mg/L		25	
Analytical Method: SM4500Cl E	***Analyst: JCC***								
* Chloride	2/27/20 15:20	2/27/20 15:20		1	17.0	mg/L	0.50	1	
Analytical Method: SM4500F G 2017	***Analyst: JCC***								
* Fluoride	3/2/20 15:07	3/2/20 15:07		1	0.0781	mg/L	0.05	0.1	J
Analytical Method: SM4500SO4 E	***Analyst: JCC***								
* Sulfate	3/3/20 11:27	3/3/20 11:27		8	131	mg/L	4.00	8	
Analytical Method: Field Measurements	***Analyst: DKG***								
Conductivity	2/25/20 14:59	2/25/20 14:59			422.96	uS/cm			FA
pH	2/25/20 14:59	2/25/20 14:59			8.32	SU			FA
Temperature	2/25/20 14:59	2/25/20 14:59			20.54	C			FA
Turbidity	2/25/20 14:59	2/25/20 14:59			9.87	NTU			FA

MDL's and RL's are adjusted for sample dilution, as applicable

Comments:

Reported: 3/24/2020
Version: 3.1
COA_CCR

Alabama Power
General Test Laboratory
744 County Road 87, GSC #8
Calera, AL 35040

Batch QC Summary

Alabama Power

Customer Account: WMWGASAP
Sample Date: 2/25/20 15:02
Customer ID:
Delivery Date: 2/27/20 09:31

Description: Gaston Ash Pond - MW-28H DUP

Laboratory ID Number: BA04159

Sample	Analysis	Units	MB	MB Limit	Spike	MS	MSD	Standard	Standard Limit	Rec	Rec Limit	Prec	Prec Limit
BA04160	Thallium, Total	mg/L	0.00000482	0.0001474	0.10	0.102	0.106	0.110	0.085 to 0.115	102	70 to 130	3.59	20
BA04160	Boron, Total	mg/L	0.00456	0.0650254	1.00	2.21	2.24	1.01	0.85 to 1.15	99.5	70 to 130	1.38	20
BA04160	Chromium, Total	mg/L	-0.0000323	0.00044	0.10	0.100	0.108	0.103	0.085 to 0.115	100	70 to 130	7.77	20
BA04160	Barium, Total	mg/L	-0.0000100	0.0002	0.10	0.153	0.161	0.0970	0.085 to 0.115	95.1	70 to 130	5.21	20
BA04160	Calcium, Total	mg/L	-0.0119	0.1518	5.00	50.5	50.5	5.28	4.25 to 5.75	75.2	70 to 130	0.0247	20
BA04160	Lithium, Total	mg/L	-0.0000216	0.0154	0.20	0.525	0.528	0.199	0.17 to 0.23	109	70 to 130	0.468	20
BA04160	Cadmium, Total	mg/L	0.00000444	0.0001474	0.10	0.100	0.100	0.100	0.085 to 0.115	100	70 to 130	0.218	20
BA04160	Molybdenum, Total	mg/L	0.0000217	0.0001474	0.10	1.16	1.16	0.0975	0.085 to 0.115	75.5	70 to 130	0.0426	20
BA04160	Cobalt, Total	mg/L	-0.00000190	0.0001474	0.10	0.0985	0.102	0.102	0.085 to 0.115	98.5	70 to 130	3.53	20
BA04160	Selenium, Total	mg/L	0.0000111	0.00066	0.10	0.101	0.102	0.103	0.085 to 0.115	101	70 to 130	1.08	20
BA04160	Beryllium, Total	mg/L	0.00000564	0.00088	0.10	0.107	0.105	0.101	0.085 to 0.115	107	70 to 130	1.81	20
BA04160	Lead, Total	mg/L	0.00000363	0.0001474	0.10	0.0999	0.102	0.105	0.085 to 0.115	99.9	70 to 130	1.96	20
BA04160	Antimony, Total	mg/L	0.000269	0.00066	0.10	0.0986	0.104	0.0971	0.085 to 0.115	98.6	70 to 130	5.70	20
BA04160	Arsenic, Total	mg/L	0.0000125	0.0001474	0.10	0.106	0.108	0.104	0.085 to 0.115	104	70 to 130	1.67	20
BA04164	Mercury, Total by CVAA	mg/L	0.000134	0.0005	0.004	0.00391	0.00385	0.00402	0.0034 to 0.0046	97.8	70 to 130	1.66	20

Comments:

Reported: 3/24/2020
Version: 3.1
COA_CCR

Alabama Power
General Test Laboratory
744 County Road 87, GSC #8
Calera, AL 35040

Alabama Power

Batch QC Summary

Customer Account: WMWGASAP
Sample Date: 2/25/20 15:02
Customer ID:
Delivery Date: 2/27/20 09:31

Description: Gaston Ash Pond - MW-28H DUP

Laboratory ID Number: BA04159

Sample	Analysis	Units	MB	MB Limit	Spike	MS	Sample Duplicate	Standard	Standard Limit	Rec	Rec Limit	Prec	Prec Limit
BA04163	Solids, Dissolved	mg/L	1.00	25			462	49.0	40 to 60			0.538	5
BA04164	Sulfate	mg/L	-0.622	0.50	200	349	119	19.4	18 to 22	115	80 to 120	0.00	20
BA04164	Chloride	mg/L	-0.0178	0.50	40.0	61.3	20.6	9.98	9 to 11	103	80 to 120	2.46	20
BA04164	Fluoride	mg/L	0.0309	0.05	2.50	2.79	0.143	2.62	2.25 to 2.75	106	80 to 120	0.00	20

Comments:

Reported: 3/24/2020
Version: 3.1
COA_CCR

Alabama Power
General Test Laboratory
744 County Road 87, GSC #8
Calera, AL 35040

Certificate Of Analysis

Alabama Power

Description: Gaston Ash Pond - MW-29H

Location Code: WMWGASAP
Collected: 2/25/20 16:46
Customer ID:
Submittal Date: 2/27/20 09:31

Laboratory ID Number: BA04160

Name	Prepared	Analyzed	Vio Spec	DF	Results	Units	MDL	RL	Q
Analytical Method: EPA 200.7	***Analyst: RDA***				***Preparation Method: EPA 1638***				
* Boron, Total	3/2/20 14:50	3/3/20 13:39		1.015	1.21	mg/L	0.03	0.1	
* Calcium, Total	3/2/20 14:50	3/3/20 14:21		10.15	46.8	mg/L	1.015	5.075	
* Lithium, Total	3/2/20 14:50	3/3/20 13:39		1.015	0.307	mg/L	0.01	0.02	
Analytical Method: EPA 200.8	***Analyst: DLJ***				***Preparation Method: EPA 1638***				
* Antimony, Total	2/27/20 14:00	2/28/20 13:35		1.015	Not Detected	mg/L	0.0008	0.003	U
* Arsenic, Total	2/27/20 14:00	2/28/20 13:35		1.015	0.00235	mg/L	0.001	0.005	J
* Barium, Total	2/27/20 14:00	2/28/20 13:35		1.015	0.0581	mg/L	0.002	0.01	
* Beryllium, Total	2/27/20 14:00	2/28/20 13:35		1.015	Not Detected	mg/L	0.0006	0.003	U
* Cadmium, Total	2/27/20 14:00	2/28/20 13:35		1.015	Not Detected	mg/L	0.0003	0.001	U
* Chromium, Total	2/27/20 14:00	2/28/20 13:35		1.015	Not Detected	mg/L	0.002	0.01	U
* Cobalt, Total	2/27/20 14:00	2/28/20 13:35		1.015	Not Detected	mg/L	0.002	0.005	U
* Lead, Total	2/27/20 14:00	2/28/20 13:35		1.015	Not Detected	mg/L	0.001	0.005	U
* Molybdenum, Total	2/27/20 14:00	2/28/20 13:35		1.015	1.09	mg/L	0.002	0.01	
* Selenium, Total	2/27/20 14:00	2/28/20 13:35		1.015	Not Detected	mg/L	0.002	0.01	U
* Thallium, Total	2/27/20 14:00	2/28/20 13:35		1.015	Not Detected	mg/L	0.0002	0.001	U
Analytical Method: EPA 245.1	***Analyst: GAS***								
* Mercury, Total by CVAA	3/2/20 14:14	3/3/20 14:32		1	Not Detected	mg/L	0.0003	0.0005	U
Analytical Method: SM 2540C	***Analyst: TJW***								
* Solids, Dissolved	2/28/20 14:05	3/2/20 15:30		1	330	mg/L		25	
Analytical Method: SM4500Cl E	***Analyst: JCC***								
* Chloride	2/27/20 15:21	2/27/20 15:21		2	25.5	mg/L	1.00	2	
Analytical Method: SM4500F G 2017	***Analyst: JCC***								
* Fluoride	3/2/20 15:08	3/2/20 15:08		1	0.0683	mg/L	0.05	0.1	J
Analytical Method: SM4500SO4 E	***Analyst: JCC***								
* Sulfate	3/3/20 11:28	3/3/20 11:28		10	177	mg/L	5.00	10	
Analytical Method: Field Measurements	***Analyst: DKG***								
Conductivity	2/25/20 16:42	2/25/20 16:42			510.31	uS/cm			FA
pH	2/25/20 16:42	2/25/20 16:42			8.48	SU			FA
Temperature	2/25/20 16:42	2/25/20 16:42			20.04	C			FA
Turbidity	2/25/20 16:42	2/25/20 16:42			0.6	NTU			FA

MDL's and RL's are adjusted for sample dilution, as applicable

Comments:

Reported: 3/24/2020
Version: 3.1
COA_CCR

Alabama Power
General Test Laboratory
744 County Road 87, GSC #8
Calera, AL 35040

Batch QC Summary

Alabama Power

Customer Account: WMWGASAP
Sample Date: 2/25/20 16:46
Customer ID:
Delivery Date: 2/27/20 09:31

Description: Gaston Ash Pond - MW-29H

Laboratory ID Number: BA04160

Sample	Analysis	Units	MB	MB Limit	Spike	MS	MSD	Standard	Standard Limit	Rec	Rec Limit	Prec	Prec Limit
BA04160	Chromium, Total	mg/L	-0.0000323	0.00044	0.10	0.100	0.108	0.103	0.085 to 0.115	100	70 to 130	7.77	20
BA04160	Thallium, Total	mg/L	0.00000482	0.0001474	0.10	0.102	0.106	0.110	0.085 to 0.115	102	70 to 130	3.59	20
BA04160	Barium, Total	mg/L	-0.0000100	0.0002	0.10	0.153	0.161	0.0970	0.085 to 0.115	95.1	70 to 130	5.21	20
BA04160	Calcium, Total	mg/L	-0.0119	0.1518	5.00	50.5	50.5	5.28	4.25 to 5.75	75.2	70 to 130	0.0247	20
BA04160	Lithium, Total	mg/L	-0.0000216	0.0154	0.20	0.525	0.528	0.199	0.17 to 0.23	109	70 to 130	0.468	20
BA04160	Boron, Total	mg/L	0.00456	0.0650254	1.00	2.21	2.24	1.01	0.85 to 1.15	99.5	70 to 130	1.38	20
BA04160	Arsenic, Total	mg/L	0.0000125	0.0001474	0.10	0.106	0.108	0.104	0.085 to 0.115	104	70 to 130	1.67	20
BA04164	Mercury, Total by CVAA	mg/L	0.000134	0.0005	0.004	0.00391	0.00385	0.00402	0.0034 to 0.0046	97.8	70 to 130	1.66	20
BA04160	Cobalt, Total	mg/L	-0.00000190	0.0001474	0.10	0.0985	0.102	0.102	0.085 to 0.115	98.5	70 to 130	3.53	20
BA04160	Selenium, Total	mg/L	0.0000111	0.00066	0.10	0.101	0.102	0.103	0.085 to 0.115	101	70 to 130	1.08	20
BA04160	Cadmium, Total	mg/L	0.00000444	0.0001474	0.10	0.100	0.100	0.100	0.085 to 0.115	100	70 to 130	0.218	20
BA04160	Molybdenum, Total	mg/L	0.0000217	0.0001474	0.10	1.16	1.16	0.0975	0.085 to 0.115	75.5	70 to 130	0.0426	20
BA04160	Beryllium, Total	mg/L	0.00000564	0.00088	0.10	0.107	0.105	0.101	0.085 to 0.115	107	70 to 130	1.81	20
BA04160	Lead, Total	mg/L	0.00000363	0.0001474	0.10	0.0999	0.102	0.105	0.085 to 0.115	99.9	70 to 130	1.96	20
BA04160	Antimony, Total	mg/L	0.000269	0.00066	0.10	0.0986	0.104	0.0971	0.085 to 0.115	98.6	70 to 130	5.70	20

Comments:

Reported: 3/24/2020
Version: 3.1
COA_CCR

Alabama Power
General Test Laboratory
744 County Road 87, GSC #8
Calera, AL 35040

Alabama Power

Batch QC Summary

Customer Account: WMWGASAP
Sample Date: 2/25/20 16:46
Customer ID:
Delivery Date: 2/27/20 09:31

Description: Gaston Ash Pond - MW-29H

Laboratory ID Number: BA04160

Sample	Analysis	Units	MB	MB Limit	Spike	MS	Sample Duplicate	Standard	Standard Limit	Rec	Rec Limit	Prec	Prec Limit
BA04164	Chloride	mg/L	-0.0178	0.50	40.0	61.3	20.6	9.98	9 to 11	103	80 to 120	2.46	20
BA04164	Fluoride	mg/L	0.0309	0.05	2.50	2.79	0.143	2.62	2.25 to 2.75	106	80 to 120	0.00	20
BA04163	Solids, Dissolved	mg/L	1.00	25			462	49.0	40 to 60			0.538	5
BA04164	Sulfate	mg/L	-0.622	0.50	200	349	119	19.4	18 to 22	115	80 to 120	0.00	20

Comments:

Reported: 3/24/2020
Version: 3.1
COA_CCR

Alabama Power
General Test Laboratory
744 County Road 87, GSC #8
Calera, AL 35040

Certificate Of Analysis

Alabama Power

Description: Gaston Ash Pond - MW-17

Location Code: WMWGASAP
Collected: 2/26/20 08:53
Customer ID:
Submittal Date: 2/27/20 09:31

Laboratory ID Number: BA04161

Name	Prepared	Analyzed	Vio Spec	DF	Results	Units	MDL	RL	Q
Analytical Method: EPA 200.7	***Analyst: RDA***				***Preparation Method: EPA 1638***				
* Boron, Total	3/2/20 16:50	3/3/20 14:00		1.015	3.24	mg/L	0.03	0.1	
* Calcium, Total	3/2/20 16:50	3/3/20 14:38		10.15	102	mg/L	1.015	5.075	
* Lithium, Total	3/2/20 16:50	3/3/20 14:00		1.015	0.752	mg/L	0.01	0.02	
Analytical Method: EPA 200.8	***Analyst: DLJ***				***Preparation Method: EPA 1638***				
* Antimony, Total	2/27/20 14:00	2/28/20 13:56		1.015	Not Detected	mg/L	0.0008	0.003	U
* Arsenic, Total	2/27/20 14:00	2/28/20 13:56		1.015	0.0110	mg/L	0.001	0.005	
* Barium, Total	2/27/20 14:00	2/28/20 13:56		1.015	0.105	mg/L	0.002	0.01	
* Beryllium, Total	2/27/20 14:00	2/28/20 13:56		1.015	Not Detected	mg/L	0.0006	0.003	U
* Cadmium, Total	2/27/20 14:00	2/28/20 13:56		1.015	Not Detected	mg/L	0.0003	0.001	U
* Chromium, Total	2/27/20 14:00	2/28/20 13:56		1.015	Not Detected	mg/L	0.002	0.01	U
* Cobalt, Total	2/27/20 14:00	2/28/20 13:56		1.015	Not Detected	mg/L	0.002	0.005	U
* Lead, Total	2/27/20 14:00	2/28/20 13:56		1.015	Not Detected	mg/L	0.001	0.005	U
* Molybdenum, Total	2/27/20 14:00	3/4/20 15:46		10.15	2.83	mg/L	0.0203	0.1015	
* Selenium, Total	2/27/20 14:00	2/28/20 13:56		1.015	Not Detected	mg/L	0.002	0.01	U
* Thallium, Total	2/27/20 14:00	2/28/20 13:56		1.015	Not Detected	mg/L	0.0002	0.001	U
Analytical Method: EPA 245.1	***Analyst: GAS***								
* Mercury, Total by CVAA	3/2/20 14:14	3/3/20 14:34		1	Not Detected	mg/L	0.0003	0.0005	U
Analytical Method: SM 2540C	***Analyst: TJW***								
* Solids, Dissolved	2/28/20 14:05	3/2/20 15:30		1	561	mg/L		25	
Analytical Method: SM4500Cl E	***Analyst: JCC***								
* Chloride	2/27/20 15:22	2/27/20 15:22		2	27.7	mg/L	1.00	2	
Analytical Method: SM4500F G 2017	***Analyst: JCC***								
* Fluoride	3/2/20 15:09	3/2/20 15:09		1	0.189	mg/L	0.05	0.1	
Analytical Method: SM4500SO4 E	***Analyst: JCC***								
* Sulfate	3/3/20 11:30	3/3/20 11:30		20	351	mg/L	10.00	20	
Analytical Method: Field Measurements	***Analyst: DKG***								
Conductivity	2/26/20 08:50	2/26/20 08:50			774.17	uS/cm			FA
pH	2/26/20 08:50	2/26/20 08:50			9.61	SU			FA
Temperature	2/26/20 08:50	2/26/20 08:50			18.73	C			FA
Turbidity	2/26/20 08:50	2/26/20 08:50			0.31	NTU			FA

MDL's and RL's are adjusted for sample dilution, as applicable

Comments:

Reported: 3/24/2020
Version: 3.1
COA_CCR

Alabama Power
General Test Laboratory
744 County Road 87, GSC #8
Calera, AL 35040

Batch QC Summary

Alabama Power

Customer Account: WMWGASAP
Sample Date: 2/26/20 08:53
Customer ID:
Delivery Date: 2/27/20 09:31

Description: Gaston Ash Pond - MW-17

Laboratory ID Number: BA04161

Sample	Analysis	Units	MB	MB Limit	Spike	MS	MSD	Standard	Standard Limit	Rec	Rec Limit	Prec	Prec Limit
BA04164	Calcium, Total	mg/L	-0.0115	0.1518	5.00	48.0	48.8	5.30	4.25 to 5.75	90.6	70 to 130	1.56	20
BA04164	Barium, Total	mg/L	-0.0000184	0.0002	0.10	0.147	0.148	0.0978	0.085 to 0.115	98.5	70 to 130	0.606	20
BA04164	Molybdenum, Total	mg/L	0.00000778	0.0001474	0.10	0.357	0.357	0.0968	0.085 to 0.115	97.6	70 to 130	0.101	20
BA04164	Boron, Total	mg/L	0.00350	0.0650254	1.00	1.46	1.45	1.02	0.85 to 1.15	102	70 to 130	0.844	20
BA04164	Cobalt, Total	mg/L	-0.00000437	0.0001474	0.10	0.0984	0.0965	0.0961	0.085 to 0.115	98.4	70 to 130	1.93	20
BA04164	Chromium, Total	mg/L	-0.0000351	0.00044	0.10	0.0997	0.0981	0.0973	0.085 to 0.115	99.7	70 to 130	1.59	20
BA04164	Lithium, Total	mg/L	-0.0000125	0.0154	0.20	0.287	0.284	0.197	0.17 to 0.23	108	70 to 130	1.06	20
BA04164	Antimony, Total	mg/L	0.000191	0.00066	0.10	0.0998	0.0987	0.0960	0.085 to 0.115	99.8	70 to 130	1.16	20
BA04164	Thallium, Total	mg/L	0.00000193	0.0001474	0.10	0.105	0.104	0.102	0.085 to 0.115	105	70 to 130	0.773	20
BA04164	Arsenic, Total	mg/L	0.00000941	0.0001474	0.10	0.105	0.107	0.101	0.085 to 0.115	101	70 to 130	1.90	20
BA04164	Lead, Total	mg/L	0.00000032	0.0001474	0.10	0.101	0.101	0.0983	0.085 to 0.115	101	70 to 130	0.0601	20
BA04164	Beryllium, Total	mg/L	0.00000159	0.00088	0.10	0.106	0.103	0.0986	0.085 to 0.115	106	70 to 130	2.86	20
BA04164	Cadmium, Total	mg/L	-0.00000038	0.0001474	0.10	0.0999	0.0992	0.0986	0.085 to 0.115	99.9	70 to 130	0.670	20
BA04164	Mercury, Total by CVAA	mg/L	0.000134	0.0005	0.004	0.00391	0.00385	0.00402	0.0034 to 0.0046	97.8	70 to 130	1.66	20
BA04164	Selenium, Total	mg/L	0.0000196	0.00066	0.10	0.0586	0.0584	0.100	0.085 to 0.115	58.6	70 to 130	0.209	20

Comments:

Reported: 3/24/2020
Version: 3.1
COA_CCR

Alabama Power
General Test Laboratory
744 County Road 87, GSC #8
Calera, AL 35040

Alabama Power

Batch QC Summary

Customer Account: WMWGASAP
Sample Date: 2/26/20 08:53
Customer ID:
Delivery Date: 2/27/20 09:31

Description: Gaston Ash Pond - MW-17

Laboratory ID Number: BA04161

Sample	Analysis	Units	MB	MB Limit	Spike	MS	Sample Duplicate	Standard	Standard Limit	Rec	Rec Limit	Prec	Prec Limit
BA04164	Chloride	mg/L	-0.0178	0.50	40.0	61.3	20.6	9.98	9 to 11	103	80 to 120	2.46	20
BA04164	Fluoride	mg/L	0.0309	0.05	2.50	2.79	0.143	2.62	2.25 to 2.75	106	80 to 120	0.00	20
BA04163	Solids, Dissolved	mg/L	1.00	25			462	49.0	40 to 60			0.538	5
BA04164	Sulfate	mg/L	-0.622	0.50	200	349	119	19.4	18 to 22	115	80 to 120	0.00	20

Comments:

Reported: 3/24/2020
Version: 3.1
COA_CCR

Alabama Power
General Test Laboratory
744 County Road 87, GSC #8
Calera, AL 35040

Certificate Of Analysis

Alabama Power

Description: Gaston Ash Pond - MW-17SV

Location Code: WMWGASAP
Collected: 2/26/20 09:54
Customer ID:
Submittal Date: 2/27/20 09:31

Laboratory ID Number: BA04162

Name	Prepared	Analyzed	Vio Spec	DF	Results	Units	MDL	RL	Q
Analytical Method: EPA 200.7	***Analyst: RDA***				***Preparation Method: EPA 1638***				
* Boron, Total	3/2/20 16:50	3/3/20 14:03		1.015	2.55	mg/L	0.03	0.1	
* Calcium, Total	3/2/20 16:50	3/3/20 14:41		10.15	87.1	mg/L	1.015	5.075	
* Lithium, Total	3/2/20 16:50	3/3/20 14:03		1.015	0.193	mg/L	0.01	0.02	
Analytical Method: EPA 200.8	***Analyst: DLJ***				***Preparation Method: EPA 1638***				
* Antimony, Total	2/27/20 14:00	2/28/20 13:59		1.015	Not Detected	mg/L	0.0008	0.003	U
* Arsenic, Total	2/27/20 14:00	2/28/20 13:59		1.015	0.00199	mg/L	0.001	0.005	J
* Barium, Total	2/27/20 14:00	2/28/20 13:59		1.015	0.0660	mg/L	0.002	0.01	
* Beryllium, Total	2/27/20 14:00	2/28/20 13:59		1.015	Not Detected	mg/L	0.0006	0.003	U
* Cadmium, Total	2/27/20 14:00	2/28/20 13:59		1.015	Not Detected	mg/L	0.0003	0.001	U
* Chromium, Total	2/27/20 14:00	2/28/20 13:59		1.015	Not Detected	mg/L	0.002	0.01	U
* Cobalt, Total	2/27/20 14:00	2/28/20 13:59		1.015	0.00265	mg/L	0.002	0.005	J
* Lead, Total	2/27/20 14:00	2/28/20 13:59		1.015	Not Detected	mg/L	0.001	0.005	U
* Molybdenum, Total	2/27/20 14:00	2/28/20 13:59		1.015	1.02	mg/L	0.002	0.01	
* Selenium, Total	2/27/20 14:00	2/28/20 13:59		1.015	Not Detected	mg/L	0.002	0.01	U
* Thallium, Total	2/27/20 14:00	2/28/20 13:59		1.015	0.000225	mg/L	0.0002	0.001	J
Analytical Method: EPA 245.1	***Analyst: GAS***								
* Mercury, Total by CVAA	3/2/20 14:14	3/3/20 14:36		1	Not Detected	mg/L	0.0003	0.0005	U
Analytical Method: SM 2540C	***Analyst: TJW***								
* Solids, Dissolved	2/28/20 14:05	3/2/20 15:30		1	495	mg/L		25	
Analytical Method: SM4500Cl E	***Analyst: JCC***								
* Chloride	2/27/20 15:23	2/27/20 15:23		2	28.8	mg/L	1.00	2	
Analytical Method: SM4500F G 2017	***Analyst: JCC***								
* Fluoride	3/2/20 15:10	3/2/20 15:10		1	0.124	mg/L	0.05	0.1	
Analytical Method: SM4500SO4 E	***Analyst: JCC***								
* Sulfate	3/3/20 11:31	3/3/20 11:31		20	302	mg/L	10.00	20	
Analytical Method: Field Measurements	***Analyst: DKG***								
Conductivity	2/26/20 09:50	2/26/20 09:50			711.43	uS/cm			FA
pH	2/26/20 09:50	2/26/20 09:50			7.55	SU			FA
Temperature	2/26/20 09:50	2/26/20 09:50			20.12	C			FA
Turbidity	2/26/20 09:50	2/26/20 09:50			1.39	NTU			FA

MDL's and RL's are adjusted for sample dilution, as applicable

Comments:

Reported: 3/24/2020
Version: 3.1
COA_CCR

Alabama Power
General Test Laboratory
744 County Road 87, GSC #8
Calera, AL 35040

Batch QC Summary

Alabama Power

Customer Account: WMWGASAP
Sample Date: 2/26/20 09:54
Customer ID:
Delivery Date: 2/27/20 09:31

Description: Gaston Ash Pond - MW-17SV

Laboratory ID Number: BA04162

Sample	Analysis	Units	MB	MB Limit	Spike	MS	MSD	Standard	Standard Limit	Rec	Rec Limit	Prec	Prec Limit
BA04164	Molybdenum, Total	mg/L	0.00000778	0.0001474	0.10	0.357	0.357	0.0968	0.085 to 0.115	97.6	70 to 130	0.101	20
BA04164	Calcium, Total	mg/L	-0.0115	0.1518	5.00	48.0	48.8	5.30	4.25 to 5.75	90.6	70 to 130	1.56	20
BA04164	Boron, Total	mg/L	0.00350	0.0650254	1.00	1.46	1.45	1.02	0.85 to 1.15	102	70 to 130	0.844	20
BA04164	Cobalt, Total	mg/L	-0.00000437	0.0001474	0.10	0.0984	0.0965	0.0961	0.085 to 0.115	98.4	70 to 130	1.93	20
BA04164	Barium, Total	mg/L	-0.0000184	0.0002	0.10	0.147	0.148	0.0978	0.085 to 0.115	98.5	70 to 130	0.606	20
BA04164	Arsenic, Total	mg/L	0.00000941	0.0001474	0.10	0.105	0.107	0.101	0.085 to 0.115	101	70 to 130	1.90	20
BA04164	Lead, Total	mg/L	0.00000032	0.0001474	0.10	0.101	0.101	0.0983	0.085 to 0.115	101	70 to 130	0.0601	20
BA04164	Beryllium, Total	mg/L	0.00000159	0.00088	0.10	0.106	0.103	0.0986	0.085 to 0.115	106	70 to 130	2.86	20
BA04164	Cadmium, Total	mg/L	-0.00000038	0.0001474	0.10	0.0999	0.0992	0.0986	0.085 to 0.115	99.9	70 to 130	0.670	20
BA04164	Mercury, Total by CVAA	mg/L	0.000134	0.0005	0.004	0.00391	0.00385	0.00402	0.0034 to 0.0046	97.8	70 to 130	1.66	20
BA04164	Selenium, Total	mg/L	0.0000196	0.00066	0.10	0.0586	0.0584	0.100	0.085 to 0.115	58.6	70 to 130	0.209	20
BA04164	Chromium, Total	mg/L	-0.0000351	0.00044	0.10	0.0997	0.0981	0.0973	0.085 to 0.115	99.7	70 to 130	1.59	20
BA04164	Lithium, Total	mg/L	-0.0000125	0.0154	0.20	0.287	0.284	0.197	0.17 to 0.23	108	70 to 130	1.06	20
BA04164	Antimony, Total	mg/L	0.000191	0.00066	0.10	0.0998	0.0987	0.0960	0.085 to 0.115	99.8	70 to 130	1.16	20
BA04164	Thallium, Total	mg/L	0.00000193	0.0001474	0.10	0.105	0.104	0.102	0.085 to 0.115	105	70 to 130	0.773	20

Comments:

Reported: 3/24/2020
Version: 3.1
COA_CCR

Alabama Power
General Test Laboratory
744 County Road 87, GSC #8
Calera, AL 35040

Alabama Power

Batch QC Summary

Customer Account: WMWGASAP
Sample Date: 2/26/20 09:54
Customer ID:
Delivery Date: 2/27/20 09:31

Description: Gaston Ash Pond - MW-17SV

Laboratory ID Number: BA04162

Sample	Analysis	Units	MB	MB Limit	Spike	MS	Sample Duplicate	Standard	Standard Limit	Rec	Rec Limit	Prec	Prec Limit
BA04163	Solids, Dissolved	mg/L	1.00	25			462	49.0	40 to 60			0.538	5
BA04164	Sulfate	mg/L	-0.622	0.50	200	349	119	19.4	18 to 22	115	80 to 120	0.00	20
BA04164	Chloride	mg/L	-0.0178	0.50	40.0	61.3	20.6	9.98	9 to 11	103	80 to 120	2.46	20
BA04164	Fluoride	mg/L	0.0309	0.05	2.50	2.79	0.143	2.62	2.25 to 2.75	106	80 to 120	0.00	20

Comments:

Alabama Power
General Test Laboratory
744 County Road 87, GSC #8
Calera, AL 35040

Certificate Of Analysis

Alabama Power

Description: Gaston Ash Pond - MW-17V

Location Code: WMWGASAP
Collected: 2/26/20 11:38
Customer ID:
Submittal Date: 2/27/20 09:31

Laboratory ID Number: BA04163

Name	Prepared	Analyzed	Vio Spec	DF	Results	Units	MDL	RL	Q
Analytical Method: EPA 200.7	***Analyst: RDA***				***Preparation Method: EPA 1638***				
* Boron, Total	3/2/20 16:50	3/3/20 14:06		1.015	2.22	mg/L	0.03	0.1	
* Calcium, Total	3/2/20 16:50	3/3/20 14:43		10.15	66.6	mg/L	1.015	5.075	
* Lithium, Total	3/2/20 16:50	3/3/20 14:06		1.015	0.465	mg/L	0.01	0.02	
Analytical Method: EPA 200.8	***Analyst: DLJ***				***Preparation Method: EPA 1638***				
* Antimony, Total	2/27/20 14:00	2/28/20 14:01		1.015	Not Detected	mg/L	0.0008	0.003	U
* Arsenic, Total	2/27/20 14:00	2/28/20 14:01		1.015	0.00123	mg/L	0.001	0.005	J
* Barium, Total	2/27/20 14:00	2/28/20 14:01		1.015	0.0547	mg/L	0.002	0.01	
* Beryllium, Total	2/27/20 14:00	2/28/20 14:01		1.015	Not Detected	mg/L	0.0006	0.003	U
* Cadmium, Total	2/27/20 14:00	2/28/20 14:01		1.015	Not Detected	mg/L	0.0003	0.001	U
* Chromium, Total	2/27/20 14:00	2/28/20 14:01		1.015	Not Detected	mg/L	0.002	0.01	U
* Cobalt, Total	2/27/20 14:00	2/28/20 14:01		1.015	Not Detected	mg/L	0.002	0.005	U
* Lead, Total	2/27/20 14:00	2/28/20 14:01		1.015	Not Detected	mg/L	0.001	0.005	U
* Molybdenum, Total	2/27/20 14:00	3/4/20 10:26		5.075	1.89	mg/L	0.01015	0.05075	
* Selenium, Total	2/27/20 14:00	2/28/20 14:01		1.015	Not Detected	mg/L	0.002	0.01	U
* Thallium, Total	2/27/20 14:00	2/28/20 14:01		1.015	Not Detected	mg/L	0.0002	0.001	U
Analytical Method: EPA 245.1	***Analyst: GAS***								
* Mercury, Total by CVAA	3/2/20 14:14	3/3/20 14:39		1	Not Detected	mg/L	0.0003	0.0005	U
Analytical Method: SM 2540C	***Analyst: TJW***								
* Solids, Dissolved	2/28/20 14:05	3/2/20 15:30		1	467	mg/L		25	
Analytical Method: SM4500Cl E	***Analyst: JCC***								
* Chloride	2/27/20 15:24	2/27/20 15:24		2	27.2	mg/L	1.00	2	
Analytical Method: SM4500F G 2017	***Analyst: JCC***								
* Fluoride	3/2/20 15:12	3/2/20 15:12		1	0.101	mg/L	0.05	0.1	
Analytical Method: SM4500SO4 E	***Analyst: JCC***								
* Sulfate	3/3/20 11:32	3/3/20 11:32		20	288	mg/L	10.00	20	
Analytical Method: Field Measurements	***Analyst: DKG***								
Conductivity	2/26/20 11:35	2/26/20 11:35			667.79	uS/cm			FA
pH	2/26/20 11:35	2/26/20 11:35			8.84	SU			FA
Temperature	2/26/20 11:35	2/26/20 11:35			14.20	C			FA
Turbidity	2/26/20 11:35	2/26/20 11:35			7.84	NTU			FA

MDL's and RL's are adjusted for sample dilution, as applicable

Comments:

Reported: 3/24/2020
Version: 3.1
COA_CCR

Alabama Power
General Test Laboratory
744 County Road 87, GSC #8
Calera, AL 35040

Batch QC Summary

Alabama Power

Customer Account: WMWGASAP
Sample Date: 2/26/20 11:38
Customer ID:
Delivery Date: 2/27/20 09:31

Description: Gaston Ash Pond - MW-17V

Laboratory ID Number: BA04163

Sample	Analysis	Units	MB	MB Limit	Spike	MS	MSD	Standard	Standard Limit	Rec	Rec Limit	Prec	Prec Limit
BA04164	Barium, Total	mg/L	-0.0000184	0.0002	0.10	0.147	0.148	0.0978	0.085 to 0.115	98.5	70 to 130	0.606	20
BA04164	Molybdenum, Total	mg/L	0.00000778	0.0001474	0.10	0.357	0.357	0.0968	0.085 to 0.115	97.6	70 to 130	0.101	20
BA04164	Calcium, Total	mg/L	-0.0115	0.1518	5.00	48.0	48.8	5.30	4.25 to 5.75	90.6	70 to 130	1.56	20
BA04164	Boron, Total	mg/L	0.00350	0.0650254	1.00	1.46	1.45	1.02	0.85 to 1.15	102	70 to 130	0.844	20
BA04164	Cobalt, Total	mg/L	-0.00000437	0.0001474	0.10	0.0984	0.0965	0.0961	0.085 to 0.115	98.4	70 to 130	1.93	20
BA04164	Arsenic, Total	mg/L	0.00000941	0.0001474	0.10	0.105	0.107	0.101	0.085 to 0.115	101	70 to 130	1.90	20
BA04164	Lead, Total	mg/L	0.00000032	0.0001474	0.10	0.101	0.101	0.0983	0.085 to 0.115	101	70 to 130	0.0601	20
BA04164	Chromium, Total	mg/L	-0.0000351	0.00044	0.10	0.0997	0.0981	0.0973	0.085 to 0.115	99.7	70 to 130	1.59	20
BA04164	Lithium, Total	mg/L	-0.0000125	0.0154	0.20	0.287	0.284	0.197	0.17 to 0.23	108	70 to 130	1.06	20
BA04164	Antimony, Total	mg/L	0.000191	0.00066	0.10	0.0998	0.0987	0.0960	0.085 to 0.115	99.8	70 to 130	1.16	20
BA04164	Thallium, Total	mg/L	0.00000193	0.0001474	0.10	0.105	0.104	0.102	0.085 to 0.115	105	70 to 130	0.773	20
BA04164	Beryllium, Total	mg/L	0.00000159	0.00088	0.10	0.106	0.103	0.0986	0.085 to 0.115	106	70 to 130	2.86	20
BA04164	Cadmium, Total	mg/L	-0.00000038	0.0001474	0.10	0.0999	0.0992	0.0986	0.085 to 0.115	99.9	70 to 130	0.670	20
BA04164	Mercury, Total by CVAA	mg/L	0.000134	0.0005	0.004	0.00391	0.00385	0.00402	0.0034 to 0.0046	97.8	70 to 130	1.66	20
BA04164	Selenium, Total	mg/L	0.0000196	0.00066	0.10	0.0586	0.0584	0.100	0.085 to 0.115	58.6	70 to 130	0.209	20

Comments:

Reported: 3/24/2020
Version: 3.1
COA_CCR

Alabama Power
General Test Laboratory
744 County Road 87, GSC #8
Calera, AL 35040

Alabama Power

Batch QC Summary

Customer Account: WMWGASAP
Sample Date: 2/26/20 11:38
Customer ID:
Delivery Date: 2/27/20 09:31

Description: Gaston Ash Pond - MW-17V

Laboratory ID Number: BA04163

Sample	Analysis	Units	MB	MB Limit	Spike	MS	Sample Duplicate	Standard	Standard Limit	Rec	Rec Limit	Prec	Prec Limit
BA04163	Solids, Dissolved	mg/L	1.00	25			462	49.0	40 to 60			0.538	5
BA04164	Sulfate	mg/L	-0.622	0.50	200	349	119	19.4	18 to 22	115	80 to 120	0.00	20
BA04164	Chloride	mg/L	-0.0178	0.50	40.0	61.3	20.6	9.98	9 to 11	103	80 to 120	2.46	20
BA04164	Fluoride	mg/L	0.0309	0.05	2.50	2.79	0.143	2.62	2.25 to 2.75	106	80 to 120	0.00	20

Comments:

Reported: 3/24/2020
Version: 3.1
COA_CCR

Alabama Power
General Test Laboratory
744 County Road 87, GSC #8
Calera, AL 35040

Certificate Of Analysis

Alabama Power

Description: Gaston Ash Pond - MW-32V

Location Code: WMWGASAP
Collected: 2/26/20 14:48
Customer ID:
Submittal Date: 2/27/20 09:31

Laboratory ID Number: BA04164

Name	Prepared	Analyzed	Vio Spec	DF	Results	Units	MDL	RL	Q
Analytical Method: EPA 200.7	***Analyst: RDA***				***Preparation Method: EPA 1638***				
* Boron, Total	3/2/20 16:50	3/3/20 14:09		1.015	0.446	mg/L	0.03	0.1	
* Calcium, Total	3/2/20 16:50	3/3/20 14:46		10.15	43.5	mg/L	1.015	5.075	
* Lithium, Total	3/2/20 16:50	3/3/20 14:09		1.015	0.0717	mg/L	0.01	0.02	
Analytical Method: EPA 200.8	***Analyst: DLJ***				***Preparation Method: EPA 1638***				
* Antimony, Total	2/27/20 14:00	2/28/20 14:04		1.015	Not Detected	mg/L	0.0008	0.003	U
* Arsenic, Total	2/27/20 14:00	2/28/20 14:04		1.015	0.00438	mg/L	0.001	0.005	J
* Barium, Total	2/27/20 14:00	2/28/20 14:04		1.015	0.0489	mg/L	0.002	0.01	
* Beryllium, Total	2/27/20 14:00	2/28/20 14:04		1.015	Not Detected	mg/L	0.0006	0.003	U
* Cadmium, Total	2/27/20 14:00	2/28/20 14:04		1.015	Not Detected	mg/L	0.0003	0.001	U
* Chromium, Total	2/27/20 14:00	2/28/20 14:04		1.015	Not Detected	mg/L	0.002	0.01	U
* Cobalt, Total	2/27/20 14:00	2/28/20 14:04		1.015	Not Detected	mg/L	0.002	0.005	U
* Lead, Total	2/27/20 14:00	2/28/20 14:04		1.015	Not Detected	mg/L	0.001	0.005	U
* Molybdenum, Total	2/27/20 14:00	2/28/20 14:04		1.015	0.259	mg/L	0.002	0.01	
* Selenium, Total	2/27/20 14:00	2/28/20 14:04		1.015	Not Detected	mg/L	0.002	0.01	U
* Thallium, Total	2/27/20 14:00	2/28/20 14:04		1.015	Not Detected	mg/L	0.0002	0.001	U
Analytical Method: EPA 245.1	***Analyst: GAS***								
* Mercury, Total by CVAA	3/2/20 14:14	3/3/20 14:41		1	Not Detected	mg/L	0.0003	0.0005	U
Analytical Method: SM 2540C	***Analyst: TJW***								
* Solids, Dissolved	2/28/20 14:05	3/2/20 15:30		1	315	mg/L		25	
Analytical Method: SM4500Cl E	***Analyst: JCC***								
* Chloride	2/27/20 15:26	2/27/20 15:26		3	20.1	mg/L	1.50	3	
Analytical Method: SM4500F G 2017	***Analyst: JCC***								
* Fluoride	3/2/20 15:13	3/2/20 15:13		1	0.143	mg/L	0.05	0.1	
Analytical Method: SM4500SO4 E	***Analyst: JCC***								
* Sulfate	3/3/20 11:33	3/3/20 11:33		10	119	mg/L	5.00	10	
Analytical Method: Field Measurements	***Analyst: DKG***								
Conductivity	2/26/20 14:45	2/26/20 14:45			506.03	uS/cm			FA
pH	2/26/20 14:45	2/26/20 14:45			8.01	SU			FA
Temperature	2/26/20 14:45	2/26/20 14:45			18.22	C			FA
Turbidity	2/26/20 14:45	2/26/20 14:45			2.82	NTU			FA

MDL's and RL's are adjusted for sample dilution, as applicable

Comments: MS/MSD recovery for Selenium was outside of the specification limit. A Post Digestion spike was performed and passed. This indicates a matrix issue during digestion. LBM 3/10/20

Reported: 3/24/2020
Version: 3.1
COA_CCR

Alabama Power
General Test Laboratory
744 County Road 87, GSC #8
Calera, AL 35040

Batch QC Summary

Alabama Power

Customer Account: WMWGASAP
Sample Date: 2/26/20 14:48
Customer ID:
Delivery Date: 2/27/20 09:31

Description: Gaston Ash Pond - MW-32V

Laboratory ID Number: BA04164

Sample	Analysis	Units	MB	MB Limit	Spike	MS	MSD	Standard	Standard Limit	Rec	Rec Limit	Prec	Prec Limit
BA04164	Calcium, Total	mg/L	-0.0115	0.1518	5.00	48.0	48.8	5.30	4.25 to 5.75	90.6	70 to 130	1.56	20
BA04164	Molybdenum, Total	mg/L	0.00000778	0.0001474	0.10	0.357	0.357	0.0968	0.085 to 0.115	97.6	70 to 130	0.101	20
BA04164	Barium, Total	mg/L	-0.0000184	0.0002	0.10	0.147	0.148	0.0978	0.085 to 0.115	98.5	70 to 130	0.606	20
BA04164	Boron, Total	mg/L	0.00350	0.0650254	1.00	1.46	1.45	1.02	0.85 to 1.15	102	70 to 130	0.844	20
BA04164	Cobalt, Total	mg/L	-0.00000437	0.0001474	0.10	0.0984	0.0965	0.0961	0.085 to 0.115	98.4	70 to 130	1.93	20
BA04164	Arsenic, Total	mg/L	0.00000941	0.0001474	0.10	0.105	0.107	0.101	0.085 to 0.115	101	70 to 130	1.90	20
BA04164	Lead, Total	mg/L	0.00000032	0.0001474	0.10	0.101	0.101	0.0983	0.085 to 0.115	101	70 to 130	0.0601	20
BA04164	Chromium, Total	mg/L	-0.0000351	0.00044	0.10	0.0997	0.0981	0.0973	0.085 to 0.115	99.7	70 to 130	1.59	20
BA04164	Lithium, Total	mg/L	-0.0000125	0.0154	0.20	0.287	0.284	0.197	0.17 to 0.23	108	70 to 130	1.06	20
BA04164	Antimony, Total	mg/L	0.000191	0.00066	0.10	0.0998	0.0987	0.0960	0.085 to 0.115	99.8	70 to 130	1.16	20
BA04164	Thallium, Total	mg/L	0.00000193	0.0001474	0.10	0.105	0.104	0.102	0.085 to 0.115	105	70 to 130	0.773	20
BA04164	Beryllium, Total	mg/L	0.00000159	0.00088	0.10	0.106	0.103	0.0986	0.085 to 0.115	106	70 to 130	2.86	20
BA04164	Cadmium, Total	mg/L	-0.00000038	0.0001474	0.10	0.0999	0.0992	0.0986	0.085 to 0.115	99.9	70 to 130	0.670	20
BA04164	Mercury, Total by CVAA	mg/L	0.000134	0.0005	0.004	0.00391	0.00385	0.00402	0.0034 to 0.0046	97.8	70 to 130	1.66	20
BA04164	Selenium, Total	mg/L	0.0000196	0.00066	0.10	0.0586	0.0584	0.100	0.085 to 0.115	58.6	70 to 130	0.209	20

Comments: MS/MSD recovery for Selenium was outside of the specification limit. A Post Digestion spike was performed and passed. This indicates a matrix issue during digestion. LBM 3/10/20

Reported: 3/24/2020
Version: 3.1
COA_CCR

Alabama Power
General Test Laboratory
744 County Road 87, GSC #8
Calera, AL 35040

Alabama Power

Batch QC Summary

Customer Account: WMWGASAP
Sample Date: 2/26/20 14:48
Customer ID:
Delivery Date: 2/27/20 09:31

Description: Gaston Ash Pond - MW-32V

Laboratory ID Number: BA04164

Sample	Analysis	Units	MB	MB Limit	Spike	MS	Sample Duplicate	Standard	Standard Limit	Rec	Rec Limit	Prec	Prec Limit
BA04164	Chloride	mg/L	-0.0178	0.50	40.0	61.3	20.6	9.98	9 to 11	103	80 to 120	2.46	20
BA04164	Fluoride	mg/L	0.0309	0.05	2.50	2.79	0.143	2.62	2.25 to 2.75	106	80 to 120	0.00	20
BA04163	Solids, Dissolved	mg/L	1.00	25			462	49.0	40 to 60			0.538	5
BA04164	Sulfate	mg/L	-0.622	0.50	200	349	119	19.4	18 to 22	115	80 to 120	0.00	20

Comments: MS/MSD recovery for Selenium was outside of the specification limit. A Post Digestion spike was performed and passed. This indicates a matrix issue during digestion. LBM 3/10/20

Alabama Power
General Test Laboratory
744 County Road 87, GSC #8
Calera, AL 35040
(205) 664-6001

Definitions

Alabama Power

Abbreviation	Description
DF	Dilution Factor
LCS	Lab Control Sample
LFM	Lab Fortified Matrix
MB	Method Blank
MDL	Method Detection Limit; minimum concentration of an analyte that can be determined with 99% confidence that the concentration is greater than zero.
MS	Matrix Spike
MSD	Matrix Spike Duplicate
Prec	Precision (% RPD)
Q	Qualifier; comment used to note deviations or additional information associated with analytical results.
QC	Quality Control
Rec	Recovery of Matrix Spike
RL	Reporting Limit; lowest concentration at which an analyte can be quantitatively measured.
Vio Spec	Violation Specification; regulatory limit which has been exceeded by the sample analyzed.

Qualifier	Description
FA	Field results were reviewed by the Water Field Group.
J	Reported value is an estimate because concentration is less than reporting limit.
RA	Matrix spike is invalid due to sample concentration.
U	Compound was analyzed, but not detected.

Chain of Custody
Groundwater
APC General Testing Laboratory

☑ Field Complete ☐ Outside Lab
☑ Lab Complete

Lab ETA

Requested Complete Date	Routine	Results To	Dustin Brooks, Greg Dyer
Site Representative	Tanisha Fenderson	Requested By	Greg Dyer
Collector	TJ Daugherty	Location	Gaston Ash Pond

Bottles													
	1	Metals	500 mL	3	TDS	500 mL	5	N/A	N/A	7	N/A	N/A
	2	Hg	250 mL	4	Anions	250 mL	6	N/A	N/A	8	N/A	N/A

Comments

Sample #	Date	Time	Bottle Count	Description	Lab Filter	Lab Id
MW-9	2/17/20	10:50	4	Groundwater		BA03456
MW-10	02/17/2020	12:58	4	Groundwater		BA03457
MW-11	02/17/2020	15:08	4	Groundwater		BA03458
MW-11 Dup	02/17/2020	15:08	4	Sample Duplicate		BA03459
FB-1	02/17/2020	15:45	4	Field Blank		BA03460
MW-12	02/18/2020	11:15	4	Groundwater		BA03461
MW-4	02/18/2020	13:15	4	Groundwater		BA03462

Relinquished By	Received By	Date/Time
		02/18/2020 16:16

SmarTroll ID	7586-41444-5-3	All metals and radiological bottles have pH < 2	☑
Turbidity ID	4677-23343-4-2	Cooler Temp	0.2 degrees C
Sample Event	1263	Thermometer ID	5408-27568-2-2
		pH Strip ID	7901-43572-2-1

Chain of Custody
Groundwater
APC General Testing Laboratory

☑ Field Complete ☐ Outside Lab
☑ Lab Complete

Lab ETA: 02/20/2020 10:00

Requested Complete Date	Routine	Results To	Dustin Brooks, Greg Dyer
Site Representative	Tanisha Fenderson	Requested By	Greg Dyer
Collector	TJ Daugherty	Location	Gaston Ash Pond

Bottles

1	Metals	500 mL	3	TDS	500 mL	5	N/A	N/A	7	N/A	N/A
2	Hg	250 mL	4	Anions	250 mL	6	N/A	N/A	8	N/A	N/A

Comments:

Sample #	Date	Time	Bottle Count	Description	Lab Filter	Lab Id
MW-13	2/19/20	09:25	4	Groundwater		BA03649
MW-14	02/19/2020	10:33	4	Groundwater		BA03650
MW-34V	02/19/2020	15:10	4	Groundwater		BA03651
MW-30H	02/19/2020	17:03	4	Groundwater		BA03652

Relinquished By	Received By	Date/Time
		02/20/2020 09:38

SmarTroll ID	7586-41444-5-3	All metals and radiological bottles have pH < 2	☑
Turbidity ID	4677-23343-4-2	Cooler Temp	0.1 degrees C
Sample Event	1263	Thermometer ID	5408-27568-2-2
		pH Strip ID	7901-43572-2-1

Chain of Custody
Groundwater
APC General Testing Laboratory

☑ Field Complete ☐ Outside Lab
☑ Lab Complete

Lab ETA: 02/20/2020 11:00

Requested Complete Date	Routine	Results To	Dustin Brooks, Greg Dyer
Site Representative	Tanisha Fenderson	Requested By	Greg Dyer
Collector	Dallas Gentry	Location	Gaston Ash Pond

Bottles

1	Metals	500 mL	3	TDS	500 mL	5	N/A	N/A	7	N/A	N/A
2	Hg	250 mL	4	Anions	250 mL	6	N/A	N/A	8	N/A	N/A

Comments:

Sample #	Date	Time	Bottle Count	Description	Lab Filter	Lab Id
MW-26	2/19/20	09:50	4	Groundwater		BA03653
MW-23D	02/19/2020	11:15	4	Groundwater		BA03654
MW-23S	02/19/2020	12:18	4	Groundwater		BA03655
MW-3	02/19/2020	14:25	4	Groundwater		BA03656
FB-3	02/19/2020	17:00	4	Field Blank		BA03657

Relinquished By	Received By	Date/Time
Dallas Gentry	Laura McCoy	02/20/2020 10:02

SmarTroll ID	7586-41446-5-5	All metals and radiological bottles have pH < 2	☑
Turbidity ID	7081-38476-1-1	Cooler Temp	0.0 degrees C
Sample Event	1263	Thermometer ID	5408-27568-2-2
		pH Strip ID	7901-43572-2-1

Chain of Custody
Groundwater
APC General Testing Laboratory

☑ Field Complete ☐ Outside Lab
☑ Lab Complete

Lab ETA: 02/20/2020 07:49

Requested Complete Date	Routine	Results To	Dustin Brooks, Greg Dyer
Site Representative	Tanisha Fenderson	Requested By	Greg Dyer
Collector	Anthony Goggins	Location	Gaston Ash Pond

Bottles

1	Metals	500 mL	3	TDS	500 mL	5	N/A	N/A	7	N/A	N/A
2	Hg	250 mL	4	Anions	250 mL	6	N/A	N/A	8	N/A	N/A

Comments:

Sample #	Date	Time	Bottle Count	Description	Lab Filter	Lab Id
MW-19	2/18/20	12:10	4	Groundwater		BA03648

Relinquished By	Received By	Date/Time
		02/20/2020 10:20

SmarTroll ID: 7586-41442-5-1
Turbidity ID: 5160-26211-1-1
Sample Event: 1263

All metals and radiological bottles have pH < 2 ☑
Cooler Temp: 0.7 degrees C
Thermometer ID: 5408-27568-2-2
pH Strip ID: 7901-43572-2-1

Chain of Custody
Groundwater
APC General Testing Laboratory

☑ Field Complete ☐ Outside Lab
☑ Lab Complete

Lab ETA: 02/26/2020 13:41

Requested Complete Date	Routine	Results To	Dustin Brooks, Greg Dyer
Site Representative	Jodi Webb	Requested By	Greg Dyer
Collector	Anthony Goggins	Location	Gaston Ash Pond

Bottles

1	Metals	500 mL	3	TDS	500 mL	5	N/A	N/A	7	N/A	N/A
2	Hg	250 mL	4	Anions	250 mL	6	N/A	N/A	8	N/A	N/A

Comments:

Sample #	Date	Time	Bottle Count	Description	Lab Filter	Lab Id
MW-20v	2/25/20	10:22	4	Groundwater		BA04048
MW-20vDUP	02/25/2020	10:22	4	Sample Duplicate		BA04049
MW-20sv	02/25/2020	12:45	4	Groundwater		BA04050
MW-20	02/25/2020	15:10	4	Groundwater		BA04051
MW-18	02/25/2020	16:11	4	Groundwater		BA04052
FB-2	02/25/2020	17:31	4	Field Blank		BA04053

Relinquished By	Received By	Date/Time
		02/26/2020 13:51

SmarTroll ID	7586-41442-5-1	All metals and radiological bottles have pH < 2	☑
Turbidity ID	5160-26211-1-1	Cooler Temp	1.8 degrees C
Sample Event	1263	Thermometer ID	6603-34819-1-1
		pH Strip ID	7901-43572-2-1

Chain of Custody
Groundwater
APC General Testing Laboratory

☑ Field Complete ☐ Outside Lab
☑ Lab Complete

Lab ETA: 02/26/2020 16:30

Requested Complete Date	Routine	Results To	Dustin Brooks, Greg Dyer
Site Representative	Jodi Webb	Requested By	Greg Dyer
Collector	TJ Daugherty	Location	Gaston Ash Pond

Bottles

1	Metals	500 mL	3	TDS	500 mL	5	N/A	N/A	7	N/A	N/A
2	Hg	250 mL	4	Anions	250 mL	6	N/A	N/A	8	N/A	N/A

Comments: Added receiving date/time. LBM 2/26/2020

Sample #	Date	Time	Bottle Count	Description	Lab Filter	Lab Id
MW-27	2/25/20	10:10	4	Groundwater		BA04060
MW-27 Dup	02/25/2020	10:10	4	Sample Duplicate		BA04061
MW-15R	02/25/2020	11:58	4	Groundwater		BA04062
MW-33V	02/25/2020	13:45	4	Groundwater		BA04063
MW-8	02/25/2020	15:30	4	Groundwater		BA04064
EB-1	02/25/2020	16:30	4	Equipment Blank		BA04065
MW-7	02/26/2020	09:35	4	Groundwater		BA04066
MW-6	02/26/2020	10:32	4	Groundwater		BA04067
MW-21	02/26/2020	11:30	4	Groundwater		BA04068
MW-22	02/26/2020	12:30	4	Groundwater		BA04069
MW-5	02/26/2020	13:25	4	Groundwater		BA04070
FB-4	02/26/2020	13:45	4	Field Blank		BA04071

Relinquished By	Received By	Date/Time
		02/26/2020 16:09

SmarTroll ID	7586-41444-5-3	All metals and radiological bottles have pH < 2	☑
Turbidity ID	4677-23343-4-2	Cooler Temp	1.0 degrees C
Sample Event	1263	Thermometer ID	5408-27568-2-2
		pH Strip ID	7901-43572-2-1

Chain of Custody Groundwater

APC General Testing Laboratory

Alabama Power Lab & Field Services

✔ Field Complete ☐ Outside Lab

✔ Lab Complete

Lab ETA 02/27/2020 09:25

Requested Complete Date	Routine	Results To	Dustin Brooks, Greg Dyer
Site Representative	Jodi Webb	Requested By	Greg Dyer
Collector	Dallas Gentry	Location	Gaston Ash Pond

Bottles

1	Metals	500 mL	3	TDS	500 mL	5	N/A	N/A	7	N/A	N/A
2	Hg	250 mL	4	Anions	250 mL	6	N/A	N/A	8	N/A	N/A

Comments

Sample #	Date	Time	Bottle Count	Description	Lab Filter	Lab Id
MW-16V	2/25/20	11:37	4	Groundwater		BA04156
MW-16	02/25/2020	12:50	4	Groundwater		BA04157
MW-28H	02/25/2020	15:02	4	Groundwater		BA04158
MW-28H dup	02/25/2020	15:02	4	Sample Duplicate		BA04159
MW-29H	02/25/2020	16:46	4	Groundwater		BA04160
MW-17	02/26/2020	08:53	4	Groundwater		BA04161
MW-17SV	02/26/2020	09:54	4	Groundwater		BA04162
MW-17V	02/26/2020	11:38	4	Groundwater		BA04163
MW-32V	02/26/2020	14:48	4	Groundwater		BA04164

Relinquished By	Received By	Date/Time
[signature]	[signature]	02/27/2020 09:04

SmarTroll ID	7586-41446-5-5
Turbidity ID	7081-38476-1-1
Sample Event	1263

All metals and radiological bottles have pH < 2 ✔

Cooler Temp	0.7 degrees C
Thermometer ID	5408-24568-2-2
pH Strip ID	7901-43572-2-1

Chain of Custody
Groundwater
APC General Testing Laboratory

☑ Field Complete ☑ Lab Complete ☑ Outside Lab

Lab ETA: 02/18/2020 14:45

Requested Complete Date	Routine	Results To	Dustin Brooks, Greg Dyer
Site Representative	Tanisha Fenderson	Requested By	Greg Dyer
Collector	TJ Daugherty	Location	Gaston Ash Pond

Bottles															
	1	Radium	1 L	3	N/A	N/A	5	N/A	N/A	7	N/A	N/A
	2	N/A	N/A	4	N/A	N/A	6	N/A	N/A	8	N/A	N/A

Comments: Radium MS/MSD collected at MW-10

Sample #	Date	Time	Bottle Count	Description	Lab Filter	Lab Id
MW-9	2/17/20	10:50	1	Groundwater		BA03463
MW-10	02/17/2020	12:58	3	Groundwater		BA03464
MW-11	02/17/2020	15:08	1	Groundwater		BA03465
MW-11 Dup	02/17/2020	15:08	1	Sample Duplicate		BA03466
FB-1	02/17/2020	15:45	1	Field Blank		BA03467
MW-12	02/18/2020	11:15	1	Groundwater		BA03468
MW-4	02/18/2020	13:15	1	Groundwater		BA03469

Relinquished By	Received By	Date/Time
		02/18/2020 16:16

SmarTroll ID	7586-41444-5-3	All metals and radiological bottles have pH < 2	☑
Turbidity ID	4677-23343-4-2	Cooler Temp	N/A
Sample Event	1263	Thermometer ID	N/A
		pH Strip ID	7901-43572-2-1

Chain of Custody
Groundwater
APC General Testing Laboratory

✔ Field Complete ✔ Outside Lab
✔ Lab Complete

Lab ETA 02/20/2020 10:00

Requested Complete Date	Routine	Results To	Dustin Brooks, Greg Dyer
Site Representative	Tanisha Fenderson	Requested By	Greg Dyer
Collector	TJ Daugherty	Location	Gaston Ash Pond

Bottles

1	Radium	1 L	3	N/A	N/A	5	N/A	N/A	7	N/A	N/A
2	N/A	N/A	4	N/A	N/A	6	N/A	N/A	8	N/A	N/A

Comments

Sample #	Date	Time	Bottle Count	Description	Lab Filter	Lab Id
MW-13	2/19/20	09:25	1	Groundwater		BA03659
MW-14	02/19/2020	10:33	1	Groundwater		BA03660
MW-34V	02/19/2020	15:10	1	Groundwater		BA03661
MW-30H	02/19/2020	17:03	1	Groundwater		BA03662

Relinquished By	Received By	Date/Time
		02/20/2020 09:38

SmarTroll ID	7586-41444-5-3	All metals and radiological bottles have pH < 2	✔
Turbidity ID	4677-23343-4-2	Cooler Temp	N/A
Sample Event	1263	Thermometer ID	N/A
		pH Strip ID	7901-43572-2-1

Chain of Custody
Groundwater
APC General Testing Laboratory

✔ Field Complete ✔ Outside Lab
✔ Lab Complete

Lab ETA 02/20/2020 11:00

Requested Complete Date	Routine	Results To	Dustin Brooks, Greg Dyer
Site Representative	Tanisha Fenderson	Requested By	Greg Dyer
Collector	Dallas Gentry	Location	Gaston Ash Pond

Bottles

1	Radium	1 L	3	N/A	N/A	5	N/A	N/A	7	N/A	N/A
2	N/A	N/A	4	N/A	N/A	6	N/A	N/A	8	N/A	N/A

Comments: Radium MS/MSD collected at MW-3

Sample #	Date	Time	Bottle Count	Description	Lab Filter	Lab Id
MW-26	2/19/20	09:50	1	Groundwater		BA03663
MW-23D	02/19/2020	11:15	1	Groundwater		BA03664
MW-23S	02/19/2020	12:18	1	Groundwater		BA03665
MW-3	02/19/2020	14:25	3	Groundwater		BA03666
FB-3	02/19/2020	17:00	1	Field Blank		BA03667

Relinquished By	Received By	Date/Time
Dallas Gentry	Laura Miller	02/20/2020 10:03

SmarTroll ID	7586-41446-5-5	All metals and radiological bottles have pH < 2	✔
Turbidity ID	7081-38476-1-1	Cooler Temp	N/A
Sample Event	1263	Thermometer ID	N/A
		pH Strip ID	7901-43572-2-1

7.1

Chain of Custody
Groundwater
APC General Testing Laboratory

☑ Field Complete ☑ Lab Complete ☑ Outside Lab

Lab ETA: 02/20/2020 07:49

Requested Complete Date	Routine	Results To	Dustin Brooks, Greg Dyer
Site Representative	Tanisha Fenderson	Requested By	Greg Dyer
Collector	Anthony Goggins	Location	Gaston Ash Pond

Bottles

1	Radium	1 L	3	N/A	N/A	5	N/A	N/A	7	N/A	N/A
2	N/A	N/A	4	N/A	N/A	6	N/A	N/A	8	N/A	N/A

Comments:

Sample #	Date	Time	Bottle Count	Description	Lab Filter	Lab Id
MW-19	2/18/20	12:10	1	Groundwater		BA03658

Relinquished By	Received By	Date/Time
		02/20/2020 10:20

SmarTroll ID	7586-41442-5-1	All metals and radiological bottles have pH < 2	☑
Turbidity ID	5160-26211-1-1	Cooler Temp	N/A
Sample Event	1263	Thermometer ID	N/A
		pH Strip ID	7901-43572-2-1

Chain of Custody
Groundwater
APC General Testing Laboratory

☑ Field Complete ☑ Lab Complete ☑ Outside Lab

Lab ETA: 02/26/2020 13:41

Requested Complete Date	Routine	Results To	Dustin Brooks, Greg Dyer
Site Representative	Jodi Webb	Requested By	Greg Dyer
Collector	Anthony Goggins	Location	Gaston Ash Pond

Bottles															
	1	Radium	1 L	3	N/A	N/A	5	N/A	N/A	7	N/A	N/A
	2	N/A	N/A	4	N/A	N/A	6	N/A	N/A	8	N/A	N/A

Comments: Matrix Spike and Matrix Spike Duplicate collected at MW-20sv

Sample #	Date	Time	Bottle Count	Description	Lab Filter	Lab Id
MW-20v	2/25/20	10:22	1	Groundwater		BA04054
MW-20vDUP	02/25/2020	10:22	1	Sample Duplicate		BA04055
MW-20sv	02/25/2020	12:45	3	Groundwater		BA04056
MW-20	02/25/2020	15:10	1	Groundwater		BA04057
MW-18	02/25/2020	16:11	1	Groundwater		BA04058
FB-2	02/25/2020	17:31	1	Field Blank		BA04059

Relinquished By	Received By	Date/Time
		02/26/2020 13:51

SmarTroll ID	7586-41442-5-1	All metals and radiological bottles have pH < 2	☑
Turbidity ID	5160-26211-1-1	Cooler Temp	N/A
Sample Event	1263	Thermometer ID	N/A
		pH Strip ID	7901-43572-2-1

Chain of Custody
Groundwater
APC General Testing Laboratory

☑ Field Complete ☑ Outside Lab
☑ Lab Complete

Lab ETA: 02/26/2020 16:30

Requested Complete Date	Routine	Results To	Dustin Brooks, Greg Dyer
Site Representative	Jodi Webb	Requested By	Greg Dyer
Collector	TJ Daugherty	Location	Gaston Ash Pond

Bottles

1	Radium	1 L	3	N/A	N/A	5	N/A	N/A	7	N/A	N/A
2	N/A	N/A	4	N/A	N/A	6	N/A	N/A	8	N/A	N/A

Comments:

Sample #	Date	Time	Bottle Count	Description	Lab Filter	Lab Id
MW-27	2/25/20	10:10	1	Groundwater		BA04072
MW-27 Dup	02/25/2020	10:10	1	Sample Duplicate		BA04073
MW-15R	02/25/2020	11:58	1	Groundwater		BA04074
MW-33V	02/25/2020	13:45	1	Groundwater		BA04075
MW-8	02/25/2020	15:30	1	Groundwater		BA04076
EB-1	02/25/2020	16:30	1	Equipment Blank		BA04077
MW-7	02/26/2020	09:35	1	Groundwater		BA04078
MW-6	02/26/2020	10:32	1	Groundwater		BA04079
MW-21	02/26/2020	11:30	1	Groundwater		BA04080
MW-22	02/26/2020	12:30	1	Groundwater		BA04081
MW-5	02/26/2020	13:25	1	Groundwater		BA04082
FB-4	02/26/2020	13:45	1	Field Blank		BA04083

Relinquished By	Received By	Date/Time
		02/26/2020 16:09

SmarTroll ID	7586-41444-5-3	All metals and radiological bottles have pH < 2	☑
Turbidity ID	4677-23343-4-2	Cooler Temp	N/A
Sample Event	1263	Thermometer ID	N/A
		pH Strip ID	7901-43572-2-1

Chain of Custody
Groundwater
APC General Testing Laboratory

☑ Field Complete ☑ Lab Complete ☑ Outside Lab

Lab ETA 02/27/2020 09:25

Requested Complete Date	Routine	Results To	Dustin Brooks, Greg Dyer
Site Representative	Jodi Webb	Requested By	Greg Dyer
Collector	Dallas Gentry	Location	Gaston Ash Pond

Bottles															
	1	Radium	1 L	3	N/A	N/A	5	N/A	N/A	7	N/A	N/A
	2	N/A	N/A	4	N/A	N/A	6	N/A	N/A	8	N/A	N/A

Comments

Sample #	Date	Time	Bottle Count	Description	Lab Filter	Lab Id
MW-16V	2/25/20	11:37	1	Groundwater		BA04165
MW-16	02/25/2020	12:50	1	Groundwater		BA04166
MW-28H	02/25/2020	15:02	1	Groundwater		BA04167
MW-28H dup	02/25/2020	15:02	1	Sample Duplicate		BA04168
MW-29H	02/25/2020	16:46	1	Groundwater		BA04169
MW-17	02/26/2020	08:53	1	Groundwater		BA04170
MW-17SV	02/26/2020	09:54	1	Groundwater		BA04171
MW-17V	02/26/2020	11:38	1	Groundwater		BA04172
MW-32V	02/26/2020	14:48	1	Groundwater		BA04173

Relinquished By	Received By	Date/Time
		02/27/2020 09:03

SmarTroll ID	7586-41446-5-5	All metals and radiological bottles have pH < 2	☑
Turbidity ID	7081-38476-1-1	Cooler Temp	N/A
Sample Event	1263	Thermometer ID	N/A
		pH Strip ID	7901-43572-2-1

eurofins | Environment Testing TestAmerica

ANALYTICAL REPORT

Eurofins TestAmerica, Pensacola
3355 McLemore Drive
Pensacola, FL 32514
Tel: (850)474-1001

Laboratory Job ID: 400-184711-1
Laboratory Sample Delivery Group: Gaston Ash Pond 1263
Client Project/Site: CCR Plant Gaston

For:
Alabama Power General Test Laboratory
744 County Rd 87
GSC #8
Calera, Alabama 35040

Attn: Laura Midkiff

Cheyenne R Whitmire

Authorized for release by:
4/5/2020 6:06:12 PM

Cheyenne Whitmire, Project Manager II
(850)471-6222
cheyenne.whitmire@testamericainc.com

LINKS

Review your project results through TotalAccess

Have a Question? Ask The Expert

Visit us at: www.testamericainc.com

The test results in this report meet all 2003 NELAC and 2009 TNI requirements for accredited parameters, exceptions are noted in this report. This report may not be reproduced except in full, and with written approval from the laboratory. For questions please contact the Project Manager at the e-mail address or telephone number listed on this page.

This report has been electronically signed and authorized by the signatory. Electronic signature is intended to be the legally binding equivalent of a traditionally handwritten signature.

Results relate only to the items tested and the sample(s) as received by the laboratory.

Table of Contents

Cover Page 1
Table of Contents 2
Case Narrative 3
Method Summary 5
Sample Summary 6
Client Sample Results 7
Definitions 51
Chronicle 52
QC Association 63
QC Sample Results 66
Chain of Custody 72
Receipt Checklists 79
Certification Summary 81

Job ID: 400-184711-1

Laboratory: Eurofins TestAmerica, Pensacola

Narrative

Job Narrative
400-184711-1

Receipt Exceptions
The container for the following sample was received broken: BA03667 FB-3 (400-184711-17). Received broken. 700ml transferred to new container.

RAD
Method 9315: Radium-226 Prep Batch 160-463182. Any minimum detectable concentration (MDC), critical value (DLC), or Safe Drinking Water Act detection limit (SDWA DL) is sample-specific unless otherwise stated elsewhere in this narrative. Radiochemistry sample results are reported with the count date/time applied as the Activity Reference Date. BA03667 FB-3 (400-184711-17), BA04054 MW-20V (400-184711-18), BA04055 MW-20V DUP (400-184711-19), BA04056 MW-20SV (400-184711-20), BA04056 MW-20SV (400-184711-20[MS]), BA04056 MW-20SV (400-184711-20[MSD]), BA04057 MW-20 (400-184711-21), BA04058 MW-18 (400-184711-22), BA04059 FB2 (400-184711-23), BA04072 MW-27 (400-184711-24), BA04073 MW-27 DUP (400-184711-25), BA04074 MW-15R (400-184711-26), BA04075 MW-33V (400-184711-27), BA04076 MW-8 (400-184711-28), BA04077 EB-1 (400-184711-29), BA04078 MW-7 (400-184711-30), BA04079 MW-6 (400-184711-31), BA04080 MW-21 (400-184711-32), BA04081 MW-22 (400-184711-33), BA04082 MW-5 (400-184711-34), (LCS 160-463182/1-A) and (MB 160-463182/22-A)

Methods 9315: Radium-226 Prep Batch 160-463216. Any minimum detectable concentration (MDC), critical value (DLC), or Safe Drinking Water Act detection limit (SDWA DL) is sample-specific unless otherwise stated elsewhere in this narrative. Radiochemistry sample results are reported with the count date/time applied as the Activity Reference Date. BA04083 FB-4 (400-184711-35), BA04165 MW-16V (400-184711-36), BA04166 MW-16 (400-184711-37), BA04167 MW-28H (400-184711-38), BA04168 MW-28H DUP (400-184711-39), BA04169 MW-29H (400-184711-40), BA04170 MW-17 (400-184711-41), BA04171 MW-17SV (400-184711-42), BA04172 MW-17V (400-184711-43), BA04173 MW-32V (400-184711-44), (LCS 160-463216/1-A), (LCSD 160-463216/2-A) and (MB 160-463216/14-A)

Method 9315: Ra-226 Prep Batch 160-463132. Any minimum detectable concentration (MDC), critical value (DLC), or Safe Drinking Water Act detection limit (SDWA DL) is sample-specific unless otherwise stated elsewhere in this narrative. Radiochemistry sample results are reported with the count date/time applied as the Activity Reference Date. BA03463 MW-9 (400-184711-1), BA03464 MW-10 (400-184711-2), BA03464 MW-10 (400-184711-2[MS]), BA03464 MW-10 (400-184711-2[MSD]), BA03465 MW-11 (400-184711-3), BA03466 MW-11 DUP (400-184711-4), BA03467 FB-1 (400-184711-5), BA03468 MW-12 (400-184711-6), BA03469 MW-4 (400-184711-7), BA03658 MW-19 (400-184711-8), BA03559 MW-13 (400-184711-9), BA03660 MW-14 (400-184711-10), BA03661 MW-34V (400-184711-11), BA03662 MW-30H (400-184711-12), BA03663 MW-26 (400-184711-13), BA03664 MW-23D (400-184711-14), BA03665 MW-23S (400-184711-15), BA03666 MW-3 (400-184711-16), BA03666 MW-3 (400-184711-16[MS]), BA03666 MW-3 (400-184711-16[MSD]), (LCS 160-463132/1-A) and (MB 160-463132/22-A)

Methods 9320: Ra-228 Prep Batch 160-463217. Any minimum detectable concentration (MDC), critical value (DLC), or Safe Drinking Water Act detection limit (SDWA DL) is sample-specific unless otherwise stated elsewhere in this narrative. Radiochemistry sample results are reported with the count date/time applied as the Activity Reference Date. BA04083 FB-4 (400-184711-35), BA04165 MW-16V (400-184711-36), BA04166 MW-16 (400-184711-37), BA04167 MW-28H (400-184711-38), BA04168 MW-28H DUP (400-184711-39), BA04169 MW-29H (400-184711-40), BA04170 MW-17 (400-184711-41), BA04171 MW-17SV (400-184711-42), BA04172 MW-17V (400-184711-43), BA04173 MW-32V (400-184711-44), (LCS 160-463217/1-A), (LCSD 160-463217/2-A) and (MB 160-463217/14-A)

Method 9320: Ra-228 Prep Batch 160-463187. Any minimum detectable concentration (MDC), critical value (DLC), or Safe Drinking Water Act detection limit (SDWA DL) is sample-specific unless otherwise stated elsewhere in this narrative. Radiochemistry sample results are reported with the count date/time applied as the Activity Reference Date. BA03667 FB-3 (400-184711-17), BA04054 MW-20V (400-184711-18), BA04055 MW-20V DUP (400-184711-19), BA04056 MW-20SV (400-184711-20), BA04056 MW-20SV (400-184711-20[MS]), BA04056 MW-20SV (400-184711-20[MSD]), BA04057 MW-20 (400-184711-21), BA04058 MW-18 (400-184711-22), BA04059 FB2 (400-184711-23), BA04072 MW-27 (400-184711-24), BA04073 MW-27 DUP (400-184711-25), BA04074 MW-15R (400-184711-26), BA04075 MW-33V (400-184711-27), BA04076 MW-8 (400-184711-28), BA04077 EB-1 (400-184711-29), BA04078 MW-7 (400-184711-30), BA04079 MW-6 (400-184711-31), BA04080 MW-21 (400-184711-32), BA04081 MW-22 (400-184711-33), BA04082 MW-5 (400-184711-34), (LCS 160-463187/1-A) and (MB 160-463187/22-A)

Method 9320: Ra-228 Prep Batch 160-463171. Any minimum detectable concentration (MDC), critical value (DLC), or Safe Drinking Water Act detection limit (SDWA DL) is sample-specific unless otherwise stated elsewhere in this narrative. Radiochemistry sample results are reported with the count date/time applied as the Activity Reference Date. BA03463 MW-9 (400-184711-1), BA03464 MW-10 (400-184711-2), BA03464 MW-10 (400-184711-2[MS]), BA03464 MW-10 (400-184711-2[MSD]), BA03465 MW-11 (400-184711-3),

Job ID: 400-184711-1 (Continued)

Laboratory: Eurofins TestAmerica, Pensacola (Continued)

BA03466 MW-11 DUP (400-184711-4), BA03467 FB-1 (400-184711-5), BA03468 MW-12 (400-184711-6), BA03469 MW-4 (400-184711-7), BA03658 MW-19 (400-184711-8), BA03559 MW-13 (400-184711-9), BA03660 MW-14 (400-184711-10), BA03661 MW-34V (400-184711-11), BA03662 MW-30H (400-184711-12), BA03663 MW-26 (400-184711-13), BA03664 MW-23D (400-184711-14), BA03665 MW-23S (400-184711-15), BA03666 MW-3 (400-184711-16), BA03666 MW-3 (400-184711-16[MS]), BA03666 MW-3 (400-184711-16[MSD]), (LCS 160-463171/1-A) and (MB 160-463171/22-A)

Method PrecSep_0: Radium 228 Prep batch 160-463171. The following samples were prepared at a reduced aliquot due to limited volume: BA03463 MW-9 (400-184711-1), BA03464 MW-10 (400-184711-2), BA03464 MW-10 (400-184711-2[MS]), BA03464 MW-10 (400-184711-2[MSD]), BA03465 MW-11 (400-184711-3), BA03466 MW-11 DUP (400-184711-4), BA03467 FB-1 (400-184711-5), BA03468 MW-12 (400-184711-6), BA03469 MW-4 (400-184711-7), BA03658 MW-19 (400-184711-8), BA03559 MW-13 (400-184711-9), BA03660 MW-14 (400-184711-10), BA03661 MW-34V (400-184711-11), BA03662 MW-30H (400-184711-12), BA03663 MW-26 (400-184711-13), BA03664 MW-23D (400-184711-14), BA03665 MW-23S (400-184711-15), BA03666 MW-3 (400-184711-16), BA03666 MW-3 (400-184711-16[MS]) and BA03666 MW-3 (400-184711-16[MSD]).

Method PrecSep_0: Radium 228 Prep batch 160-463217. The following samples were prepared at a reduced aliquot due to limited volume: BA04083 FB-4 (400-184711-35), BA04165 MW-16V (400-184711-36), BA04166 MW-16 (400-184711-37), BA04167 MW-28H (400-184711-38), BA04168 MW-28H DUP (400-184711-39), BA04169 MW-29H (400-184711-40), BA04170 MW-17 (400-184711-41), BA04171 MW-17SV (400-184711-42), BA04172 MW-17V (400-184711-43) and BA04173 MW-32V (400-184711-44).

Method PrecSep_0: Radium 228 Prep batch 160-463187. The following samples were prepared at a reduced aliquot due to limited volume: BA03667 FB-3 (400-184711-17), BA04054 MW-20V (400-184711-18), BA04055 MW-20V DUP (400-184711-19), BA04056 MW-20SV (400-184711-20), BA04056 MW-20SV (400-184711-20[MS]), BA04056 MW-20SV (400-184711-20[MSD]), BA04057 MW-20 (400-184711-21), BA04058 MW-18 (400-184711-22), BA04059 FB2 (400-184711-23), BA04072 MW-27 (400-184711-24), BA04073 MW-27 DUP (400-184711-25), BA04074 MW-15R (400-184711-26), BA04075 MW-33V (400-184711-27), BA04076 MW-8 (400-184711-28), BA04077 EB-1 (400-184711-29), BA04078 MW-7 (400-184711-30), BA04079 MW-6 (400-184711-31), BA04080 MW-21 (400-184711-32), BA04081 MW-22 (400-184711-33) and BA04082 MW-5 (400-184711-34).

Method PrecSep-21: Radium 228 Prep batch 160-463132. The following samples were prepared at a reduced aliquot due to limited volume: BA03463 MW-9 (400-184711-1), BA03464 MW-10 (400-184711-2), BA03464 MW-10 (400-184711-2[MS]), BA03464 MW-10 (400-184711-2[MSD]), BA03465 MW-11 (400-184711-3), BA03466 MW-11 DUP (400-184711-4), BA03467 FB-1 (400-184711-5), BA03468 MW-12 (400-184711-6), BA03469 MW-4 (400-184711-7), BA03658 MW-19 (400-184711-8), BA03559 MW-13 (400-184711-9), BA03660 MW-14 (400-184711-10), BA03661 MW-34V (400-184711-11), BA03662 MW-30H (400-184711-12), BA03663 MW-26 (400-184711-13), BA03664 MW-23D (400-184711-14), BA03665 MW-23S (400-184711-15), BA03666 MW-3 (400-184711-16), BA03666 MW-3 (400-184711-16[MS]) and BA03666 MW-3 (400-184711-16[MSD]).

Method PrecSep-21: Radium 226 Prep batch 160-463216. The following samples were prepared at a reduced aliquot due to limited volume: BA04083 FB-4 (400-184711-35), BA04165 MW-16V (400-184711-36), BA04166 MW-16 (400-184711-37), BA04167 MW-28H (400-184711-38), BA04168 MW-28H DUP (400-184711-39), BA04169 MW-29H (400-184711-40), BA04170 MW-17 (400-184711-41), BA04171 MW-17SV (400-184711-42), BA04172 MW-17V (400-184711-43) and BA04173 MW-32V (400-184711-44).

Method PrecSep-21: Radium 226 Prep batch 160-463182. The following samples were prepared at a reduced aliquot due to limited volume: BA03667 FB-3 (400-184711-17), BA04054 MW-20V (400-184711-18), BA04055 MW-20V DUP (400-184711-19), BA04056 MW-20SV (400-184711-20), BA04056 MW-20SV (400-184711-20[MS]), BA04056 MW-20SV (400-184711-20[MSD]), BA04057 MW-20 (400-184711-21), BA04058 MW-18 (400-184711-22), BA04059 FB2 (400-184711-23), BA04072 MW-27 (400-184711-24), BA04073 MW-27 DUP (400-184711-25), BA04074 MW-15R (400-184711-26), BA04075 MW-33V (400-184711-27), BA04076 MW-8 (400-184711-28), BA04077 EB-1 (400-184711-29), BA04078 MW-7 (400-184711-30), BA04079 MW-6 (400-184711-31), BA04080 MW-21 (400-184711-32), BA04081 MW-22 (400-184711-33) and BA04082 MW-5 (400-184711-34).

Method Summary

Client: Alabama Power General Test Laboratory
Project/Site: CCR Plant Gaston

Job ID: 400-184711-1
SDG: Gaston Ash Pond 1263

Method	Method Description	Protocol	Laboratory
9315	Radium-226 (GFPC)	SW846	TAL SL
9320	Radium-228 (GFPC)	SW846	TAL SL
Ra226_Ra228	Combined Radium-226 and Radium-228	TAL-STL	TAL SL
PrecSep_0	Preparation, Precipitate Separation	None	TAL SL
PrecSep-21	Preparation, Precipitate Separation (21-Day In-Growth)	None	TAL SL

Protocol References:

None = None

SW846 = "Test Methods For Evaluating Solid Waste, Physical/Chemical Methods", Third Edition, November 1986 And Its Updates.

TAL-STL = TestAmerica Laboratories, St. Louis, Facility Standard Operating Procedure.

Laboratory References:

TAL SL = Eurofins TestAmerica, St. Louis, 13715 Rider Trail North, Earth City, MO 63045, TEL (314)298-8566

Sample Summary

Client: Alabama Power General Test Laboratory
Project/Site: CCR Plant Gaston

Job ID: 400-184711-1
SDG: Gaston Ash Pond 1263

Lab Sample ID	Client Sample ID	Matrix	Collected	Received	Asset ID
400-184711-1	BA03463 MW-9	Water	02/17/20 10:50	03/02/20 15:15	
400-184711-2	BA03464 MW-10	Water	02/17/20 12:58	03/02/20 15:15	
400-184711-3	BA03465 MW-11	Water	02/17/20 15:08	03/02/20 15:15	
400-184711-4	BA03466 MW-11 DUP	Water	02/17/20 15:08	03/02/20 15:15	
400-184711-5	BA03467 FB-1	Water	02/17/20 15:45	03/02/20 15:15	
400-184711-6	BA03468 MW-12	Water	02/18/20 11:15	03/02/20 15:15	
400-184711-7	BA03469 MW-4	Water	02/18/20 13:15	03/02/20 15:15	
400-184711-8	BA03658 MW-19	Water	02/18/20 12:10	03/02/20 15:15	
400-184711-9	BA03659 MW-13	Water	02/19/20 09:25	03/02/20 15:15	
400-184711-10	BA03660 MW-14	Water	02/19/20 10:33	03/02/20 15:15	
400-184711-11	BA03661 MW-34V	Water	02/19/20 15:10	03/02/20 15:15	
400-184711-12	BA03662 MW-30H	Water	02/19/20 17:03	03/02/20 15:15	
400-184711-13	BA03663 MW-26	Water	02/19/20 09:50	03/02/20 15:15	
400-184711-14	BA03664 MW-23D	Water	02/19/20 11:15	03/02/20 15:15	
400-184711-15	BA03665 MW-23S	Water	02/19/20 12:18	03/02/20 15:15	
400-184711-16	BA03666 MW-3	Water	02/19/20 14:25	03/02/20 15:15	
400-184711-17	BA03667 FB-3	Water	02/19/20 17:00	03/02/20 15:15	
400-184711-18	BA04054 MW-20V	Water	02/25/20 10:22	03/02/20 15:15	
400-184711-19	BA04055 MW-20V DUP	Water	02/25/20 10:22	03/02/20 15:15	
400-184711-20	BA04056 MW-20SV	Water	02/25/20 12:45	03/02/20 15:15	
400-184711-21	BA04057 MW-20	Water	02/25/20 15:10	03/02/20 15:15	
400-184711-22	BA04058 MW-18	Water	02/25/20 16:11	03/02/20 15:15	
400-184711-23	BA04059 FB-2	Water	02/25/20 17:31	03/02/20 15:15	
400-184711-24	BA04072 MW-27	Water	02/25/20 10:10	03/02/20 15:15	
400-184711-25	BA04073 MW-27 DUP	Water	02/25/20 10:10	03/02/20 15:15	
400-184711-26	BA04074 MW-15R	Water	02/25/20 11:58	03/02/20 15:15	
400-184711-27	BA04075 MW-33V	Water	02/25/20 13:45	03/02/20 15:15	
400-184711-28	BA04076 MW-8	Water	02/25/20 15:30	03/02/20 15:15	
400-184711-29	BA04077 EB-1	Water	02/25/20 16:30	03/02/20 15:15	
400-184711-30	BA04078 MW-7	Water	02/26/20 09:35	03/02/20 15:15	
400-184711-31	BA04079 MW-6	Water	02/26/20 10:32	03/02/20 15:15	
400-184711-32	BA04080 MW-21	Water	02/26/20 11:30	03/02/20 15:15	
400-184711-33	BA04081 MW-22	Water	02/26/20 12:30	03/02/20 15:15	
400-184711-34	BA04082 MW-5	Water	02/26/20 13:25	03/02/20 15:15	
400-184711-35	BA04083 FB-4	Water	02/26/20 13:45	03/02/20 15:15	
400-184711-36	BA04165 MW-16V	Water	02/25/20 11:37	03/02/20 15:15	
400-184711-37	BA04166 MW-16	Water	02/25/20 12:50	03/02/20 15:15	
400-184711-38	BA04167 MW-28H	Water	02/25/20 15:02	03/02/20 15:15	
400-184711-39	BA04168 MW-28H DUP	Water	02/25/20 15:02	03/02/20 15:15	
400-184711-40	BA04169 MW-29H	Water	02/25/20 16:46	03/02/20 15:15	
400-184711-41	BA04170 MW-17	Water	02/26/20 08:53	03/02/20 15:15	
400-184711-42	BA04171 MW-17SV	Water	02/26/20 09:54	03/02/20 15:15	
400-184711-43	BA04172 MW-17V	Water	02/26/20 11:38	03/02/20 15:15	
400-184711-44	BA04173 MW-32V	Water	02/26/20 14:48	03/02/20 15:15	

Client Sample ID: BA03463 MW-9

Date Collected: 02/17/20 10:50
Date Received: 03/02/20 15:15

Lab Sample ID: 400-184711-1

Matrix: Water

Method: 9315 - Radium-226 (GFPC)

Analyte	Result	Qualifier	Count Uncert. (2σ+/-)	Total Uncert. (2σ+/-)	RL	MDC	Unit	Prepared	Analyzed	Dil Fac
Radium-226	0.161	U	0.126	0.127	1.00	0.177	pCi/L	03/05/20 07:23	03/27/20 05:01	1

Carrier	*%Yield*	*Qualifier*	*Limits*	*Prepared*	*Analyzed*	*Dil Fac*
Ba Carrier	*98.1*		*40 - 110*	*03/05/20 07:23*	*03/27/20 05:01*	*1*

Method: 9320 - Radium-228 (GFPC)

Analyte	Result	Qualifier	Count Uncert. (2σ+/-)	Total Uncert. (2σ+/-)	RL	MDC	Unit	Prepared	Analyzed	Dil Fac
Radium-228	0.220	U	0.329	0.330	1.00	0.552	pCi/L	03/05/20 07:47	03/24/20 19:13	1

Carrier	*%Yield*	*Qualifier*	*Limits*	*Prepared*	*Analyzed*	*Dil Fac*
Ba Carrier	*98.1*		*40 - 110*	*03/05/20 07:47*	*03/24/20 19:13*	*1*
Y Carrier	*84.1*		*40 - 110*	*03/05/20 07:47*	*03/24/20 19:13*	*1*

Method: Ra226_Ra228 - Combined Radium-226 and Radium-228

Analyte	Result	Qualifier	Count Uncert. (2σ+/-)	Total Uncert. (2σ+/-)	RL	MDC	Unit	Prepared	Analyzed	Dil Fac
Combined Radium 226 + 228	0.380	U	0.352	0.354	5.00	0.552	pCi/L		03/30/20 06:56	1

Client Sample ID: BA03464 MW-10

Date Collected: 02/17/20 12:58
Date Received: 03/02/20 15:15

Lab Sample ID: 400-184711-2

Matrix: Water

Method: 9315 - Radium-226 (GFPC)

Analyte	Result	Qualifier	Count Uncert. (2σ+/-)	Total Uncert. (2σ+/-)	RL	MDC	Unit	Prepared	Analyzed	Dil Fac
Radium-226	0.101	U	0.120	0.120	1.00	0.195	pCi/L	03/05/20 07:23	03/27/20 05:01	1

Carrier	*%Yield*	*Qualifier*	*Limits*	*Prepared*	*Analyzed*	*Dil Fac*
Ba Carrier	*87.1*		*40 - 110*	*03/05/20 07:23*	*03/27/20 05:01*	*1*

Method: 9320 - Radium-228 (GFPC)

Analyte	Result	Qualifier	Count Uncert. (2σ+/-)	Total Uncert. (2σ+/-)	RL	MDC	Unit	Prepared	Analyzed	Dil Fac
Radium-228	0.278	U	0.372	0.373	1.00	0.620	pCi/L	03/05/20 07:47	03/24/20 19:13	1

Carrier	*%Yield*	*Qualifier*	*Limits*	*Prepared*	*Analyzed*	*Dil Fac*
Ba Carrier	*87.1*		*40 - 110*	*03/05/20 07:47*	*03/24/20 19:13*	*1*
Y Carrier	*83.4*		*40 - 110*	*03/05/20 07:47*	*03/24/20 19:13*	*1*

Method: Ra226_Ra228 - Combined Radium-226 and Radium-228

Analyte	Result	Qualifier	Count Uncert. (2σ+/-)	Total Uncert. (2σ+/-)	RL	MDC	Unit	Prepared	Analyzed	Dil Fac
Combined Radium 226 + 228	0.379	U	0.391	0.392	5.00	0.620	pCi/L		03/30/20 06:56	1

Client Sample ID: BA03465 MW-11

Date Collected: 02/17/20 15:08
Date Received: 03/02/20 15:15

Lab Sample ID: 400-184711-3

Matrix: Water

Method: 9315 - Radium-226 (GFPC)

Analyte	Result	Qualifier	Count Uncert. (2σ+/-)	Total Uncert. (2σ+/-)	RL	MDC	Unit	Prepared	Analyzed	Dil Fac
Radium-226	0.128	U	0.121	0.121	1.00	0.182	pCi/L	03/05/20 07:23	03/27/20 05:01	1

Carrier	*%Yield*	*Qualifier*	*Limits*	*Prepared*	*Analyzed*	*Dil Fac*
Ba Carrier	*97.2*		*40 - 110*	*03/05/20 07:23*	*03/27/20 05:01*	*1*

Method: 9320 - Radium-228 (GFPC)

Analyte	Result	Qualifier	Count Uncert. (2σ+/-)	Total Uncert. (2σ+/-)	RL	MDC	Unit	Prepared	Analyzed	Dil Fac
Radium-228	0.440	U	0.329	0.331	1.00	0.515	pCi/L	03/05/20 07:47	03/24/20 19:19	1

Carrier	*%Yield*	*Qualifier*	*Limits*	*Prepared*	*Analyzed*	*Dil Fac*
Ba Carrier	*97.2*		*40 - 110*	*03/05/20 07:47*	*03/24/20 19:19*	*1*
Y Carrier	*81.5*		*40 - 110*	*03/05/20 07:47*	*03/24/20 19:19*	*1*

Method: Ra226_Ra228 - Combined Radium-226 and Radium-228

Analyte	Result	Qualifier	Count Uncert. (2σ+/-)	Total Uncert. (2σ+/-)	RL	MDC	Unit	Prepared	Analyzed	Dil Fac
Combined Radium 226 + 228	**0.568**		0.351	0.352	5.00	0.515	pCi/L		03/30/20 06:56	1

Client Sample ID: BA03466 MW-11 DUP

Date Collected: 02/17/20 15:08
Date Received: 03/02/20 15:15

Lab Sample ID: 400-184711-4

Matrix: Water

Method: 9315 - Radium-226 (GFPC)

Analyte	Result	Qualifier	Count Uncert. (2σ+/-)	Total Uncert. (2σ+/-)	RL	MDC	Unit	Prepared	Analyzed	Dil Fac
Radium-226	-0.0551	U	0.118	0.118	1.00	0.261	pCi/L	03/05/20 07:23	03/27/20 05:01	1

Carrier	*%Yield*	*Qualifier*	*Limits*	*Prepared*	*Analyzed*	*Dil Fac*
Ba Carrier	*94.7*		*40 - 110*	*03/05/20 07:23*	*03/27/20 05:01*	*1*

Method: 9320 - Radium-228 (GFPC)

Analyte	Result	Qualifier	Count Uncert. (2σ+/-)	Total Uncert. (2σ+/-)	RL	MDC	Unit	Prepared	Analyzed	Dil Fac
Radium-228	0.0131	U	0.315	0.315	1.00	0.566	pCi/L	03/05/20 07:47	03/24/20 19:19	1

Carrier	*%Yield*	*Qualifier*	*Limits*	*Prepared*	*Analyzed*	*Dil Fac*
Ba Carrier	*94.7*		*40 - 110*	*03/05/20 07:47*	*03/24/20 19:19*	*1*
Y Carrier	*77.0*		*40 - 110*	*03/05/20 07:47*	*03/24/20 19:19*	*1*

Method: Ra226_Ra228 - Combined Radium-226 and Radium-228

Analyte	Result	Qualifier	Count Uncert. (2σ+/-)	Total Uncert. (2σ+/-)	RL	MDC	Unit	Prepared	Analyzed	Dil Fac
Combined Radium 226 + 228	-0.0419	U	0.336	0.336	5.00	0.566	pCi/L		03/30/20 06:56	1

Client Sample ID: BA03467 FB-1

Date Collected: 02/17/20 15:45
Date Received: 03/02/20 15:15

Lab Sample ID: 400-184711-5

Matrix: Water

Method: 9315 - Radium-226 (GFPC)

Analyte	Result	Qualifier	Count Uncert. (2σ+/-)	Total Uncert. (2σ+/-)	RL	MDC	Unit	Prepared	Analyzed	Dil Fac
Radium-226	0.153	U	0.115	0.116	1.00	0.154	pCi/L	03/05/20 07:23	03/27/20 05:02	1

Carrier	*%Yield*	*Qualifier*	*Limits*	*Prepared*	*Analyzed*	*Dil Fac*
Ba Carrier	*101*		*40 - 110*	*03/05/20 07:23*	*03/27/20 05:02*	*1*

Method: 9320 - Radium-228 (GFPC)

Analyte	Result	Qualifier	Count Uncert. (2σ+/-)	Total Uncert. (2σ+/-)	RL	MDC	Unit	Prepared	Analyzed	Dil Fac
Radium-228	0.407	U	0.343	0.345	1.00	0.546	pCi/L	03/05/20 07:47	03/24/20 19:20	1

Carrier	*%Yield*	*Qualifier*	*Limits*	*Prepared*	*Analyzed*	*Dil Fac*
Ba Carrier	*101*		*40 - 110*	*03/05/20 07:47*	*03/24/20 19:20*	*1*
Y Carrier	*78.1*		*40 - 110*	*03/05/20 07:47*	*03/24/20 19:20*	*1*

Method: Ra226_Ra228 - Combined Radium-226 and Radium-228

Analyte	Result	Qualifier	Count Uncert. (2σ+/-)	Total Uncert. (2σ+/-)	RL	MDC	Unit	Prepared	Analyzed	Dil Fac
Combined Radium 226 + 228	**0.559**		0.362	0.364	5.00	0.546	pCi/L		03/30/20 06:56	1

Client Sample ID: BA03468 MW-12

Date Collected: 02/18/20 11:15
Date Received: 03/02/20 15:15

Lab Sample ID: 400-184711-6

Matrix: Water

Method: 9315 - Radium-226 (GFPC)

Analyte	Result	Qualifier	Count Uncert. (2σ+/-)	Total Uncert. (2σ+/-)	RL	MDC	Unit	Prepared	Analyzed	Dil Fac
Radium-226	0.383		0.165	0.168	1.00	0.164	pCi/L	03/05/20 07:23	03/27/20 05:02	1

Carrier	*%Yield*	*Qualifier*	*Limits*	*Prepared*	*Analyzed*	*Dil Fac*
Ba Carrier	*98.4*		*40 - 110*	*03/05/20 07:23*	*03/27/20 05:02*	*1*

Method: 9320 - Radium-228 (GFPC)

Analyte	Result	Qualifier	Count Uncert. (2σ+/-)	Total Uncert. (2σ+/-)	RL	MDC	Unit	Prepared	Analyzed	Dil Fac
Radium-228	0.962		0.434	0.443	1.00	0.638	pCi/L	03/05/20 07:47	03/24/20 19:20	1

Carrier	*%Yield*	*Qualifier*	*Limits*	*Prepared*	*Analyzed*	*Dil Fac*
Ba Carrier	*98.4*		*40 - 110*	*03/05/20 07:47*	*03/24/20 19:20*	*1*
Y Carrier	*82.2*		*40 - 110*	*03/05/20 07:47*	*03/24/20 19:20*	*1*

Method: Ra226_Ra228 - Combined Radium-226 and Radium-228

Analyte	Result	Qualifier	Count Uncert. (2σ+/-)	Total Uncert. (2σ+/-)	RL	MDC	Unit	Prepared	Analyzed	Dil Fac
Combined Radium 226 + 228	1.34		0.464	0.474	5.00	0.638	pCi/L		03/30/20 06:56	1

Client Sample ID: BA03469 MW-4

Date Collected: 02/18/20 13:15
Date Received: 03/02/20 15:15

Lab Sample ID: 400-184711-7

Matrix: Water

Method: 9315 - Radium-226 (GFPC)

Analyte	Result	Qualifier	Count Uncert. (2σ+/-)	Total Uncert. (2σ+/-)	RL	MDC	Unit	Prepared	Analyzed	Dil Fac
Radium-226	**0.165**		0.114	0.115	1.00	0.143	pCi/L	03/05/20 07:23	03/27/20 05:02	1

Carrier	*%Yield*	*Qualifier*	*Limits*	*Prepared*	*Analyzed*	*Dil Fac*
Ba Carrier	*99.7*		*40 - 110*	*03/05/20 07:23*	*03/27/20 05:02*	*1*

Method: 9320 - Radium-228 (GFPC)

Analyte	Result	Qualifier	Count Uncert. (2σ+/-)	Total Uncert. (2σ+/-)	RL	MDC	Unit	Prepared	Analyzed	Dil Fac
Radium-228	0.0657	U	0.295	0.295	1.00	0.518	pCi/L	03/05/20 07:47	03/24/20 19:20	1

Carrier	*%Yield*	*Qualifier*	*Limits*	*Prepared*	*Analyzed*	*Dil Fac*
Ba Carrier	*99.7*		*40 - 110*	*03/05/20 07:47*	*03/24/20 19:20*	*1*
Y Carrier	*84.5*		*40 - 110*	*03/05/20 07:47*	*03/24/20 19:20*	*1*

Method: Ra226_Ra228 - Combined Radium-226 and Radium-228

Analyte	Result	Qualifier	Count Uncert. (2σ+/-)	Total Uncert. (2σ+/-)	RL	MDC	Unit	Prepared	Analyzed	Dil Fac
Combined Radium 226 + 228	0.231	U	0.316	0.317	5.00	0.518	pCi/L		03/30/20 06:56	1

Client Sample ID: BA03658 MW-19

Date Collected: 02/18/20 12:10
Date Received: 03/02/20 15:15

Lab Sample ID: 400-184711-8

Matrix: Water

Method: 9315 - Radium-226 (GFPC)

Analyte	Result	Qualifier	Count Uncert. (2σ+/-)	Total Uncert. (2σ+/-)	RL	MDC	Unit	Prepared	Analyzed	Dil Fac
Radium-226	**0.272**		0.161	0.163	1.00	0.199	pCi/L	03/05/20 07:23	03/27/20 05:02	1

Carrier	*%Yield*	*Qualifier*	*Limits*	*Prepared*	*Analyzed*	*Dil Fac*
Ba Carrier	*87.4*		*40 - 110*	*03/05/20 07:23*	*03/27/20 05:02*	*1*

Method: 9320 - Radium-228 (GFPC)

Analyte	Result	Qualifier	Count Uncert. (2σ+/-)	Total Uncert. (2σ+/-)	RL	MDC	Unit	Prepared	Analyzed	Dil Fac
Radium-228	0.506	U	0.391	0.394	1.00	0.618	pCi/L	03/05/20 07:47	03/24/20 19:20	1

Carrier	*%Yield*	*Qualifier*	*Limits*	*Prepared*	*Analyzed*	*Dil Fac*
Ba Carrier	*87.4*		*40 - 110*	*03/05/20 07:47*	*03/24/20 19:20*	*1*
Y Carrier	*84.5*		*40 - 110*	*03/05/20 07:47*	*03/24/20 19:20*	*1*

Method: Ra226_Ra228 - Combined Radium-226 and Radium-228

Analyte	Result	Qualifier	Count Uncert. (2σ+/-)	Total Uncert. (2σ+/-)	RL	MDC	Unit	Prepared	Analyzed	Dil Fac
Combined Radium 226 + 228	**0.779**		0.423	0.426	5.00	0.618	pCi/L		03/30/20 06:56	1

Client Sample ID: BA03659 MW-13

Date Collected: 02/19/20 09:25
Date Received: 03/02/20 15:15

Lab Sample ID: 400-184711-9

Matrix: Water

Method: 9315 - Radium-226 (GFPC)

Analyte	Result	Qualifier	Count Uncert. (2σ+/-)	Total Uncert. (2σ+/-)	RL	MDC	Unit	Prepared	Analyzed	Dil Fac
Radium-226	**0.321**		0.151	0.154	1.00	0.151	pCi/L	03/05/20 07:23	03/27/20 05:02	1

Carrier	*%Yield*	*Qualifier*	*Limits*	*Prepared*	*Analyzed*	*Dil Fac*
Ba Carrier	*99.7*		*40 - 110*	*03/05/20 07:23*	*03/27/20 05:02*	*1*

Method: 9320 - Radium-228 (GFPC)

Analyte	Result	Qualifier	Count Uncert. (2σ+/-)	Total Uncert. (2σ+/-)	RL	MDC	Unit	Prepared	Analyzed	Dil Fac
Radium-228	0.381	U	0.317	0.318	1.00	0.503	pCi/L	03/05/20 07:47	03/24/20 19:20	1

Carrier	*%Yield*	*Qualifier*	*Limits*	*Prepared*	*Analyzed*	*Dil Fac*
Ba Carrier	*99.7*		*40 - 110*	*03/05/20 07:47*	*03/24/20 19:20*	*1*
Y Carrier	*82.6*		*40 - 110*	*03/05/20 07:47*	*03/24/20 19:20*	*1*

Method: Ra226_Ra228 - Combined Radium-226 and Radium-228

Analyte	Result	Qualifier	Count Uncert. (2σ+/-)	Total Uncert. (2σ+/-)	RL	MDC	Unit	Prepared	Analyzed	Dil Fac
Combined Radium 226 + 228	**0.702**		0.351	0.353	5.00	0.503	pCi/L		03/30/20 06:56	1

Client Sample ID: BA03660 MW-14

Date Collected: 02/19/20 10:33
Date Received: 03/02/20 15:15

Lab Sample ID: 400-184711-10

Matrix: Water

Method: 9315 - Radium-226 (GFPC)

Analyte	Result	Qualifier	Count Uncert. (2σ+/-)	Total Uncert. (2σ+/-)	RL	MDC	Unit	Prepared	Analyzed	Dil Fac
Radium-226	**0.440**		0.186	0.190	1.00	0.183	pCi/L	03/05/20 07:23	03/27/20 05:02	1

Carrier	*%Yield*	*Qualifier*	*Limits*	*Prepared*	*Analyzed*	*Dil Fac*
Ba Carrier	*89.3*		*40 - 110*	*03/05/20 07:23*	*03/27/20 05:02*	*1*

Method: 9320 - Radium-228 (GFPC)

Analyte	Result	Qualifier	Count Uncert. (2σ+/-)	Total Uncert. (2σ+/-)	RL	MDC	Unit	Prepared	Analyzed	Dil Fac
Radium-228	-0.0350	U	0.320	0.320	1.00	0.580	pCi/L	03/05/20 07:47	03/24/20 19:20	1

Carrier	*%Yield*	*Qualifier*	*Limits*	*Prepared*	*Analyzed*	*Dil Fac*
Ba Carrier	*89.3*		*40 - 110*	*03/05/20 07:47*	*03/24/20 19:20*	*1*
Y Carrier	*86.0*		*40 - 110*	*03/05/20 07:47*	*03/24/20 19:20*	*1*

Method: Ra226_Ra228 - Combined Radium-226 and Radium-228

Analyte	Result	Qualifier	Count Uncert. (2σ+/-)	Total Uncert. (2σ+/-)	RL	MDC	Unit	Prepared	Analyzed	Dil Fac
Combined Radium 226 + 228	0.404	U	0.370	0.372	5.00	0.580	pCi/L		03/30/20 06:56	1

Client Sample ID: BA03661 MW-34V

Date Collected: 02/19/20 15:10
Date Received: 03/02/20 15:15

Lab Sample ID: 400-184711-11

Matrix: Water

Method: 9315 - Radium-226 (GFPC)

Analyte	Result	Qualifier	Count Uncert. (2σ+/-)	Total Uncert. (2σ+/-)	RL	MDC	Unit	Prepared	Analyzed	Dil Fac
Radium-226	0.341		0.171	0.173	1.00	0.189	pCi/L	03/05/20 07:23	03/27/20 05:03	1

Carrier	*%Yield*	*Qualifier*	*Limits*	*Prepared*	*Analyzed*	*Dil Fac*
Ba Carrier	*89.0*		*40 - 110*	*03/05/20 07:23*	*03/27/20 05:03*	*1*

Method: 9320 - Radium-228 (GFPC)

Analyte	Result	Qualifier	Count Uncert. (2σ+/-)	Total Uncert. (2σ+/-)	RL	MDC	Unit	Prepared	Analyzed	Dil Fac
Radium-228	0.650		0.375	0.380	1.00	0.558	pCi/L	03/05/20 07:47	03/24/20 19:20	1

Carrier	*%Yield*	*Qualifier*	*Limits*	*Prepared*	*Analyzed*	*Dil Fac*
Ba Carrier	*89.0*		*40 - 110*	*03/05/20 07:47*	*03/24/20 19:20*	*1*
Y Carrier	*75.9*		*40 - 110*	*03/05/20 07:47*	*03/24/20 19:20*	*1*

Method: Ra226_Ra228 - Combined Radium-226 and Radium-228

Analyte	Result	Qualifier	Count Uncert. (2σ+/-)	Total Uncert. (2σ+/-)	RL	MDC	Unit	Prepared	Analyzed	Dil Fac
Combined Radium 226 + 228	0.991		0.412	0.418	5.00	0.558	pCi/L		03/30/20 06:56	1

Client Sample ID: BA03662 MW-30H

Date Collected: 02/19/20 17:03
Date Received: 03/02/20 15:15

Lab Sample ID: 400-184711-12

Matrix: Water

Method: 9315 - Radium-226 (GFPC)

Analyte	Result	Qualifier	Count Uncert. (2σ+/-)	Total Uncert. (2σ+/-)	RL	MDC	Unit	Prepared	Analyzed	Dil Fac
Radium-226	**0.592**		0.220	0.226	1.00	0.215	pCi/L	03/05/20 07:23	03/27/20 05:03	1

Carrier	*%Yield*	*Qualifier*	*Limits*	*Prepared*	*Analyzed*	*Dil Fac*
Ba Carrier	*90.6*		*40 - 110*	*03/05/20 07:23*	*03/27/20 05:03*	*1*

Method: 9320 - Radium-228 (GFPC)

Analyte	Result	Qualifier	Count Uncert. (2σ+/-)	Total Uncert. (2σ+/-)	RL	MDC	Unit	Prepared	Analyzed	Dil Fac
Radium-228	0.403	U	0.344	0.346	1.00	0.549	pCi/L	03/05/20 07:47	03/24/20 19:21	1

Carrier	*%Yield*	*Qualifier*	*Limits*	*Prepared*	*Analyzed*	*Dil Fac*
Ba Carrier	*90.6*		*40 - 110*	*03/05/20 07:47*	*03/24/20 19:21*	*1*
Y Carrier	*85.6*		*40 - 110*	*03/05/20 07:47*	*03/24/20 19:21*	*1*

Method: Ra226_Ra228 - Combined Radium-226 and Radium-228

Analyte	Result	Qualifier	Count Uncert. (2σ+/-)	Total Uncert. (2σ+/-)	RL	MDC	Unit	Prepared	Analyzed	Dil Fac
Combined Radium 226 + 228	**0.994**		0.408	0.413	5.00	0.549	pCi/L		03/30/20 06:56	1

Client Sample ID: BA03663 MW-26

Date Collected: 02/19/20 09:50
Date Received: 03/02/20 15:15

Lab Sample ID: 400-184711-13

Matrix: Water

Method: 9315 - Radium-226 (GFPC)

Analyte	Result	Qualifier	Count Uncert. (2σ+/-)	Total Uncert. (2σ+/-)	RL	MDC	Unit	Prepared	Analyzed	Dil Fac
Radium-226	-0.0107	U	0.0908	0.0908	1.00	0.201	pCi/L	03/05/20 07:23	03/27/20 05:04	1

Carrier	*%Yield*	*Qualifier*	*Limits*	*Prepared*	*Analyzed*	*Dil Fac*
Ba Carrier	*93.1*		*40 - 110*	*03/05/20 07:23*	*03/27/20 05:04*	*1*

Method: 9320 - Radium-228 (GFPC)

Analyte	Result	Qualifier	Count Uncert. (2σ+/-)	Total Uncert. (2σ+/-)	RL	MDC	Unit	Prepared	Analyzed	Dil Fac
Radium-228	0.486	U	0.348	0.351	1.00	0.541	pCi/L	03/05/20 07:47	03/24/20 19:21	1

Carrier	*%Yield*	*Qualifier*	*Limits*	*Prepared*	*Analyzed*	*Dil Fac*
Ba Carrier	*93.1*		*40 - 110*	*03/05/20 07:47*	*03/24/20 19:21*	*1*
Y Carrier	*79.6*		*40 - 110*	*03/05/20 07:47*	*03/24/20 19:21*	*1*

Method: Ra226_Ra228 - Combined Radium-226 and Radium-228

Analyte	Result	Qualifier	Count Uncert. (2σ+/-)	Total Uncert. (2σ+/-)	RL	MDC	Unit	Prepared	Analyzed	Dil Fac
Combined Radium 226 + 228	0.475	U	0.360	0.363	5.00	0.541	pCi/L		03/30/20 06:56	1

Client Sample ID: BA03664 MW-23D

Date Collected: 02/19/20 11:15
Date Received: 03/02/20 15:15

Lab Sample ID: 400-184711-14

Matrix: Water

Method: 9315 - Radium-226 (GFPC)

Analyte	Result	Qualifier	Count Uncert. (2σ+/-)	Total Uncert. (2σ+/-)	RL	MDC	Unit	Prepared	Analyzed	Dil Fac
Radium-226	0.192	U	0.165	0.166	1.00	0.248	pCi/L	03/05/20 07:23	03/27/20 05:04	1

Carrier	*%Yield*	*Qualifier*	*Limits*	*Prepared*	*Analyzed*	*Dil Fac*
Ba Carrier	*85.2*		*40 - 110*	*03/05/20 07:23*	*03/27/20 05:04*	*1*

Method: 9320 - Radium-228 (GFPC)

Analyte	Result	Qualifier	Count Uncert. (2σ+/-)	Total Uncert. (2σ+/-)	RL	MDC	Unit	Prepared	Analyzed	Dil Fac
Radium-228	0.192	U	0.311	0.312	1.00	0.527	pCi/L	03/05/20 07:47	03/24/20 19:21	1

Carrier	*%Yield*	*Qualifier*	*Limits*	*Prepared*	*Analyzed*	*Dil Fac*
Ba Carrier	*85.2*		*40 - 110*	*03/05/20 07:47*	*03/24/20 19:21*	*1*
Y Carrier	*86.4*		*40 - 110*	*03/05/20 07:47*	*03/24/20 19:21*	*1*

Method: Ra226_Ra228 - Combined Radium-226 and Radium-228

Analyte	Result	Qualifier	Count Uncert. (2σ+/-)	Total Uncert. (2σ+/-)	RL	MDC	Unit	Prepared	Analyzed	Dil Fac
Combined Radium 226 + 228	0.384	U	0.352	0.353	5.00	0.527	pCi/L		03/30/20 06:56	1

Client Sample ID: BA03665 MW-23S

Date Collected: 02/19/20 12:18
Date Received: 03/02/20 15:15

Lab Sample ID: 400-184711-15

Matrix: Water

Method: 9315 - Radium-226 (GFPC)

Analyte	Result	Qualifier	Count Uncert. (2σ+/-)	Total Uncert. (2σ+/-)	RL	MDC	Unit	Prepared	Analyzed	Dil Fac
Radium-226	**0.344**		0.166	0.168	1.00	0.184	pCi/L	03/05/20 07:23	03/27/20 05:04	1

Carrier	*%Yield*	*Qualifier*	*Limits*	*Prepared*	*Analyzed*	*Dil Fac*
Ba Carrier	*99.7*		*40 - 110*	*03/05/20 07:23*	*03/27/20 05:04*	*1*

Method: 9320 - Radium-228 (GFPC)

Analyte	Result	Qualifier	Count Uncert. (2σ+/-)	Total Uncert. (2σ+/-)	RL	MDC	Unit	Prepared	Analyzed	Dil Fac
Radium-228	0.408	U	0.331	0.333	1.00	0.524	pCi/L	03/05/20 07:47	03/24/20 19:21	1

Carrier	*%Yield*	*Qualifier*	*Limits*	*Prepared*	*Analyzed*	*Dil Fac*
Ba Carrier	*99.7*		*40 - 110*	*03/05/20 07:47*	*03/24/20 19:21*	*1*
Y Carrier	*80.0*		*40 - 110*	*03/05/20 07:47*	*03/24/20 19:21*	*1*

Method: Ra226_Ra228 - Combined Radium-226 and Radium-228

Analyte	Result	Qualifier	Count Uncert. (2σ+/-)	Total Uncert. (2σ+/-)	RL	MDC	Unit	Prepared	Analyzed	Dil Fac
Combined Radium 226 + 228	**0.752**		0.370	0.373	5.00	0.524	pCi/L		03/30/20 06:56	1

Client Sample ID: BA03666 MW-3

Date Collected: 02/19/20 14:25
Date Received: 03/02/20 15:15

Lab Sample ID: 400-184711-16

Matrix: Water

Method: 9315 - Radium-226 (GFPC)

Analyte	Result	Qualifier	Count Uncert. (2σ+/-)	Total Uncert. (2σ+/-)	RL	MDC	Unit	Prepared	Analyzed	Dil Fac
Radium-226	0.0922	U	0.135	0.136	1.00	0.231	pCi/L	03/05/20 07:23	03/27/20 05:04	1

Carrier	*%Yield*	*Qualifier*	*Limits*	*Prepared*	*Analyzed*	*Dil Fac*
Ba Carrier	*89.9*		*40 - 110*	*03/05/20 07:23*	*03/27/20 05:04*	*1*

Method: 9320 - Radium-228 (GFPC)

Analyte	Result	Qualifier	Count Uncert. (2σ+/-)	Total Uncert. (2σ+/-)	RL	MDC	Unit	Prepared	Analyzed	Dil Fac
Radium-228	0.326	U	0.327	0.328	1.00	0.530	pCi/L	03/05/20 07:47	03/24/20 19:21	1

Carrier	*%Yield*	*Qualifier*	*Limits*	*Prepared*	*Analyzed*	*Dil Fac*
Ba Carrier	*89.9*		*40 - 110*	*03/05/20 07:47*	*03/24/20 19:21*	*1*
Y Carrier	*83.7*		*40 - 110*	*03/05/20 07:47*	*03/24/20 19:21*	*1*

Method: Ra226_Ra228 - Combined Radium-226 and Radium-228

Analyte	Result	Qualifier	Count Uncert. (2σ+/-)	Total Uncert. (2σ+/-)	RL	MDC	Unit	Prepared	Analyzed	Dil Fac
Combined Radium 226 + 228	0.418	U	0.354	0.355	5.00	0.530	pCi/L		03/30/20 06:56	1

Client Sample ID: BA03667 FB-3

Date Collected: 02/19/20 17:00
Date Received: 03/02/20 15:15

Lab Sample ID: 400-184711-17

Matrix: Water

Method: 9315 - Radium-226 (GFPC)

Analyte	Result	Qualifier	Count Uncert. (2σ+/-)	Total Uncert. (2σ+/-)	RL	MDC	Unit	Prepared	Analyzed	Dil Fac
Radium-226	0.0478	U	0.128	0.128	1.00	0.237	pCi/L	03/05/20 09:11	03/27/20 06:35	1

Carrier	*%Yield*	*Qualifier*	*Limits*	*Prepared*	*Analyzed*	*Dil Fac*
Ba Carrier	*97.2*		*40 - 110*	*03/05/20 09:11*	*03/27/20 06:35*	*1*

Method: 9320 - Radium-228 (GFPC)

Analyte	Result	Qualifier	Count Uncert. (2σ+/-)	Total Uncert. (2σ+/-)	RL	MDC	Unit	Prepared	Analyzed	Dil Fac
Radium-228	0.448	U	0.317	0.319	1.00	0.493	pCi/L	03/05/20 09:33	03/24/20 19:03	1

Carrier	*%Yield*	*Qualifier*	*Limits*	*Prepared*	*Analyzed*	*Dil Fac*
Ba Carrier	*97.2*		*40 - 110*	*03/05/20 09:33*	*03/24/20 19:03*	*1*
Y Carrier	*89.7*		*40 - 110*	*03/05/20 09:33*	*03/24/20 19:03*	*1*

Method: Ra226_Ra228 - Combined Radium-226 and Radium-228

Analyte	Result	Qualifier	Count Uncert. (2σ+/-)	Total Uncert. (2σ+/-)	RL	MDC	Unit	Prepared	Analyzed	Dil Fac
Combined Radium 226 + 228	**0.496**		0.342	0.344	5.00	0.493	pCi/L		03/30/20 06:56	1

Client Sample ID: BA04054 MW-20V

Lab Sample ID: 400-184711-18

Date Collected: 02/25/20 10:22

Matrix: Water

Date Received: 03/02/20 15:15

Method: 9315 - Radium-226 (GFPC)

Analyte	Result	Qualifier	Count Uncert. (2σ+/-)	Total Uncert. (2σ+/-)	RL	MDC	Unit	Prepared	Analyzed	Dil Fac
Radium-226	**1.44**		0.320	0.345	1.00	0.254	pCi/L	03/05/20 09:11	03/27/20 06:35	1

Carrier	*%Yield*	*Qualifier*	*Limits*	*Prepared*	*Analyzed*	*Dil Fac*
Ba Carrier	*99.4*		*40 - 110*	*03/05/20 09:11*	*03/27/20 06:35*	*1*

Method: 9320 - Radium-228 (GFPC)

Analyte	Result	Qualifier	Count Uncert. (2σ+/-)	Total Uncert. (2σ+/-)	RL	MDC	Unit	Prepared	Analyzed	Dil Fac
Radium-228	0.340	U	0.276	0.278	1.00	0.438	pCi/L	03/05/20 09:33	03/24/20 19:03	1

Carrier	*%Yield*	*Qualifier*	*Limits*	*Prepared*	*Analyzed*	*Dil Fac*
Ba Carrier	*99.4*		*40 - 110*	*03/05/20 09:33*	*03/24/20 19:03*	*1*
Y Carrier	*91.2*		*40 - 110*	*03/05/20 09:33*	*03/24/20 19:03*	*1*

Method: Ra226_Ra228 - Combined Radium-226 and Radium-228

Analyte	Result	Qualifier	Count Uncert. (2σ+/-)	Total Uncert. (2σ+/-)	RL	MDC	Unit	Prepared	Analyzed	Dil Fac
Combined Radium 226 + 228	**1.78**		0.423	0.443	5.00	0.438	pCi/L		03/30/20 06:56	1

Client Sample ID: BA04055 MW-20V DUP

Lab Sample ID: 400-184711-19

Date Collected: 02/25/20 10:22

Matrix: Water

Date Received: 03/02/20 15:15

Method: 9315 - Radium-226 (GFPC)

Analyte	Result	Qualifier	Count Uncert. (2σ+/-)	Total Uncert. (2σ+/-)	RL	MDC	Unit	Prepared	Analyzed	Dil Fac
Radium-226	**0.961**		0.263	0.276	1.00	0.226	pCi/L	03/05/20 09:11	03/27/20 06:35	1

Carrier	*%Yield*	*Qualifier*	*Limits*	*Prepared*	*Analyzed*	*Dil Fac*
Ba Carrier	*99.7*		*40 - 110*	*03/05/20 09:11*	*03/27/20 06:35*	*1*

Method: 9320 - Radium-228 (GFPC)

Analyte	Result	Qualifier	Count Uncert. (2σ+/-)	Total Uncert. (2σ+/-)	RL	MDC	Unit	Prepared	Analyzed	Dil Fac
Radium-228	0.115	U	0.265	0.265	1.00	0.456	pCi/L	03/05/20 09:33	03/24/20 19:03	1

Carrier	*%Yield*	*Qualifier*	*Limits*	*Prepared*	*Analyzed*	*Dil Fac*
Ba Carrier	*99.7*		*40 - 110*	*03/05/20 09:33*	*03/24/20 19:03*	*1*
Y Carrier	*92.0*		*40 - 110*	*03/05/20 09:33*	*03/24/20 19:03*	*1*

Method: Ra226_Ra228 - Combined Radium-226 and Radium-228

Analyte	Result	Qualifier	Count Uncert. (2σ+/-)	Total Uncert. (2σ+/-)	RL	MDC	Unit	Prepared	Analyzed	Dil Fac
Combined Radium 226 + 228	**1.08**		0.373	0.383	5.00	0.456	pCi/L		03/30/20 06:56	1

Client Sample ID: BA04056 MW-20SV

Date Collected: 02/25/20 12:45
Date Received: 03/02/20 15:15

Lab Sample ID: 400-184711-20

Matrix: Water

Method: 9315 - Radium-226 (GFPC)

Analyte	Result	Qualifier	Count Uncert. (2σ+/-)	Total Uncert. (2σ+/-)	RL	MDC	Unit	Prepared	Analyzed	Dil Fac
Radium-226	**0.549**		0.214	0.219	1.00	0.235	pCi/L	03/05/20 09:11	03/27/20 06:35	1

Carrier	*%Yield*	*Qualifier*	*Limits*	*Prepared*	*Analyzed*	*Dil Fac*
Ba Carrier	*99.1*		*40 - 110*	*03/05/20 09:11*	*03/27/20 06:35*	*1*

Method: 9320 - Radium-228 (GFPC)

Analyte	Result	Qualifier	Count Uncert. (2σ+/-)	Total Uncert. (2σ+/-)	RL	MDC	Unit	Prepared	Analyzed	Dil Fac
Radium-228	0.376	U	0.280	0.282	1.00	0.438	pCi/L	03/05/20 09:33	03/24/20 19:03	1

Carrier	*%Yield*	*Qualifier*	*Limits*	*Prepared*	*Analyzed*	*Dil Fac*
Ba Carrier	*99.1*		*40 - 110*	*03/05/20 09:33*	*03/24/20 19:03*	*1*
Y Carrier	*90.8*		*40 - 110*	*03/05/20 09:33*	*03/24/20 19:03*	*1*

Method: Ra226_Ra228 - Combined Radium-226 and Radium-228

Analyte	Result	Qualifier	Count Uncert. (2σ+/-)	Total Uncert. (2σ+/-)	RL	MDC	Unit	Prepared	Analyzed	Dil Fac
Combined Radium 226 + 228	**0.925**		0.352	0.357	5.00	0.438	pCi/L		03/30/20 06:56	1

Client Sample ID: BA04057 MW-20

Date Collected: 02/25/20 15:10
Date Received: 03/02/20 15:15

Lab Sample ID: 400-184711-21

Matrix: Water

Method: 9315 - Radium-226 (GFPC)

Analyte	Result	Qualifier	Count Uncert. (2σ+/-)	Total Uncert. (2σ+/-)	RL	MDC	Unit	Prepared	Analyzed	Dil Fac
Radium-226	12.1		0.864	1.39	1.00	0.211	pCi/L	03/05/20 09:11	03/27/20 06:36	1

Carrier	*%Yield*	*Qualifier*	*Limits*	*Prepared*	*Analyzed*	*Dil Fac*
Ba Carrier	*94.7*		*40 - 110*	*03/05/20 09:11*	*03/27/20 06:36*	*1*

Method: 9320 - Radium-228 (GFPC)

Analyte	Result	Qualifier	Count Uncert. (2σ+/-)	Total Uncert. (2σ+/-)	RL	MDC	Unit	Prepared	Analyzed	Dil Fac
Radium-228	0.820		0.338	0.346	1.00	0.479	pCi/L	03/05/20 09:33	03/24/20 19:04	1

Carrier	*%Yield*	*Qualifier*	*Limits*	*Prepared*	*Analyzed*	*Dil Fac*
Ba Carrier	*94.7*		*40 - 110*	*03/05/20 09:33*	*03/24/20 19:04*	*1*
Y Carrier	*94.6*		*40 - 110*	*03/05/20 09:33*	*03/24/20 19:04*	*1*

Method: Ra226_Ra228 - Combined Radium-226 and Radium-228

Analyte	Result	Qualifier	Count Uncert. (2σ+/-)	Total Uncert. (2σ+/-)	RL	MDC	Unit	Prepared	Analyzed	Dil Fac
Combined Radium 226 + 228	12.9		0.928	1.43	5.00	0.479	pCi/L		03/30/20 06:56	1

Client Sample ID: BA04058 MW-18

Date Collected: 02/25/20 16:11
Date Received: 03/02/20 15:15

Lab Sample ID: 400-184711-22

Matrix: Water

Method: 9315 - Radium-226 (GFPC)

Analyte	Result	Qualifier	Count Uncert. (2σ+/-)	Total Uncert. (2σ+/-)	RL	MDC	Unit	Prepared	Analyzed	Dil Fac
Radium-226	0.494		0.225	0.229	1.00	0.276	pCi/L	03/05/20 09:11	03/27/20 06:36	1

Carrier	*%Yield*	*Qualifier*	*Limits*	*Prepared*	*Analyzed*	*Dil Fac*
Ba Carrier	*98.7*		*40 - 110*	*03/05/20 09:11*	*03/27/20 06:36*	*1*

Method: 9320 - Radium-228 (GFPC)

Analyte	Result	Qualifier	Count Uncert. (2σ+/-)	Total Uncert. (2σ+/-)	RL	MDC	Unit	Prepared	Analyzed	Dil Fac
Radium-228	0.636		0.298	0.304	1.00	0.429	pCi/L	03/05/20 09:33	03/24/20 19:04	1

Carrier	*%Yield*	*Qualifier*	*Limits*	*Prepared*	*Analyzed*	*Dil Fac*
Ba Carrier	*98.7*		*40 - 110*	*03/05/20 09:33*	*03/24/20 19:04*	*1*
Y Carrier	*92.0*		*40 - 110*	*03/05/20 09:33*	*03/24/20 19:04*	*1*

Method: Ra226_Ra228 - Combined Radium-226 and Radium-228

Analyte	Result	Qualifier	Count Uncert. (2σ+/-)	Total Uncert. (2σ+/-)	RL	MDC	Unit	Prepared	Analyzed	Dil Fac
Combined Radium 226 + 228	1.13		0.373	0.381	5.00	0.429	pCi/L		03/30/20 06:56	1

Client Sample ID: BA04059 FB-2

Date Collected: 02/25/20 17:31
Date Received: 03/02/20 15:15

Lab Sample ID: 400-184711-23

Matrix: Water

Method: 9315 - Radium-226 (GFPC)

Analyte	Result	Qualifier	Count Uncert. (2σ+/-)	Total Uncert. (2σ+/-)	RL	MDC	Unit	Prepared	Analyzed	Dil Fac
Radium-226	-0.0221	U	0.0875	0.0875	1.00	0.196	pCi/L	03/05/20 09:11	03/27/20 06:36	1

Carrier	*%Yield*	*Qualifier*	*Limits*	*Prepared*	*Analyzed*	*Dil Fac*
Ba Carrier	*102*		*40 - 110*	*03/05/20 09:11*	*03/27/20 06:36*	*1*

Method: 9320 - Radium-228 (GFPC)

Analyte	Result	Qualifier	Count Uncert. (2σ+/-)	Total Uncert. (2σ+/-)	RL	MDC	Unit	Prepared	Analyzed	Dil Fac
Radium-228	0.108	U	0.272	0.272	1.00	0.468	pCi/L	03/05/20 09:33	03/24/20 19:04	1

Carrier	*%Yield*	*Qualifier*	*Limits*	*Prepared*	*Analyzed*	*Dil Fac*
Ba Carrier	*102*		*40 - 110*	*03/05/20 09:33*	*03/24/20 19:04*	*1*
Y Carrier	*92.0*		*40 - 110*	*03/05/20 09:33*	*03/24/20 19:04*	*1*

Method: Ra226_Ra228 - Combined Radium-226 and Radium-228

Analyte	Result	Qualifier	Count Uncert. (2σ+/-)	Total Uncert. (2σ+/-)	RL	MDC	Unit	Prepared	Analyzed	Dil Fac
Combined Radium 226 + 228	0.0864	U	0.286	0.286	5.00	0.468	pCi/L		03/30/20 06:56	1

Client Sample ID: BA04072 MW-27

Date Collected: 02/25/20 10:10
Date Received: 03/02/20 15:15

Lab Sample ID: 400-184711-24

Matrix: Water

Method: 9315 - Radium-226 (GFPC)

Analyte	Result	Qualifier	Count Uncert. (2σ+/-)	Total Uncert. (2σ+/-)	RL	MDC	Unit	Prepared	Analyzed	Dil Fac
Radium-226	0.0367	U	0.139	0.139	1.00	0.261	pCi/L	03/05/20 09:11	03/27/20 06:36	1

Carrier	*%Yield*	*Qualifier*	*Limits*	*Prepared*	*Analyzed*	*Dil Fac*
Ba Carrier	*102*		*40 - 110*	*03/05/20 09:11*	*03/27/20 06:36*	*1*

Method: 9320 - Radium-228 (GFPC)

Analyte	Result	Qualifier	Count Uncert. (2σ+/-)	Total Uncert. (2σ+/-)	RL	MDC	Unit	Prepared	Analyzed	Dil Fac
Radium-228	0.232	U	0.270	0.271	1.00	0.446	pCi/L	03/05/20 09:33	03/24/20 19:04	1

Carrier	*%Yield*	*Qualifier*	*Limits*	*Prepared*	*Analyzed*	*Dil Fac*
Ba Carrier	*102*		*40 - 110*	*03/05/20 09:33*	*03/24/20 19:04*	*1*
Y Carrier	*90.8*		*40 - 110*	*03/05/20 09:33*	*03/24/20 19:04*	*1*

Method: Ra226_Ra228 - Combined Radium-226 and Radium-228

Analyte	Result	Qualifier	Count Uncert. (2σ+/-)	Total Uncert. (2σ+/-)	RL	MDC	Unit	Prepared	Analyzed	Dil Fac
Combined Radium 226 + 228	0.269	U	0.304	0.305	5.00	0.446	pCi/L		03/30/20 06:56	1

Client Sample ID: BA04073 MW-27 DUP

Date Collected: 02/25/20 10:10
Date Received: 03/02/20 15:15

Lab Sample ID: 400-184711-25

Matrix: Water

Method: 9315 - Radium-226 (GFPC)

Analyte	Result	Qualifier	Count Uncert. (2σ+/-)	Total Uncert. (2σ+/-)	RL	MDC	Unit	Prepared	Analyzed	Dil Fac
Radium-226	**0.286**		0.172	0.174	1.00	0.229	pCi/L	03/05/20 09:11	03/27/20 06:36	1

Carrier	*%Yield*	*Qualifier*	*Limits*	*Prepared*	*Analyzed*	*Dil Fac*
Ba Carrier	*103*		*40 - 110*	*03/05/20 09:11*	*03/27/20 06:36*	*1*

Method: 9320 - Radium-228 (GFPC)

Analyte	Result	Qualifier	Count Uncert. (2σ+/-)	Total Uncert. (2σ+/-)	RL	MDC	Unit	Prepared	Analyzed	Dil Fac
Radium-228	0.324	U	0.261	0.262	1.00	0.411	pCi/L	03/05/20 09:33	03/24/20 19:04	1

Carrier	*%Yield*	*Qualifier*	*Limits*	*Prepared*	*Analyzed*	*Dil Fac*
Ba Carrier	*103*		*40 - 110*	*03/05/20 09:33*	*03/24/20 19:04*	*1*
Y Carrier	*90.8*		*40 - 110*	*03/05/20 09:33*	*03/24/20 19:04*	*1*

Method: Ra226_Ra228 - Combined Radium-226 and Radium-228

Analyte	Result	Qualifier	Count Uncert. (2σ+/-)	Total Uncert. (2σ+/-)	RL	MDC	Unit	Prepared	Analyzed	Dil Fac
Combined Radium 226 + 228	**0.610**		0.313	0.315	5.00	0.411	pCi/L		03/30/20 06:56	1

Client Sample ID: BA04074 MW-15R

Date Collected: 02/25/20 11:58
Date Received: 03/02/20 15:15

Lab Sample ID: 400-184711-26

Matrix: Water

Method: 9315 - Radium-226 (GFPC)

Analyte	Result	Qualifier	Count Uncert. (2σ+/-)	Total Uncert. (2σ+/-)	RL	MDC	Unit	Prepared	Analyzed	Dil Fac
Radium-226	**0.282**		0.148	0.150	1.00	0.188	pCi/L	03/05/20 09:11	03/30/20 05:47	1

Carrier	*%Yield*	*Qualifier*	*Limits*	*Prepared*	*Analyzed*	*Dil Fac*
Ba Carrier	*94.3*		*40 - 110*	*03/05/20 09:11*	*03/30/20 05:47*	*1*

Method: 9320 - Radium-228 (GFPC)

Analyte	Result	Qualifier	Count Uncert. (2σ+/-)	Total Uncert. (2σ+/-)	RL	MDC	Unit	Prepared	Analyzed	Dil Fac
Radium-228	0.387	U	0.305	0.307	1.00	0.481	pCi/L	03/05/20 09:33	03/24/20 19:04	1

Carrier	*%Yield*	*Qualifier*	*Limits*	*Prepared*	*Analyzed*	*Dil Fac*
Ba Carrier	*94.3*		*40 - 110*	*03/05/20 09:33*	*03/24/20 19:04*	*1*
Y Carrier	*89.0*		*40 - 110*	*03/05/20 09:33*	*03/24/20 19:04*	*1*

Method: Ra226_Ra228 - Combined Radium-226 and Radium-228

Analyte	Result	Qualifier	Count Uncert. (2σ+/-)	Total Uncert. (2σ+/-)	RL	MDC	Unit	Prepared	Analyzed	Dil Fac
Combined Radium 226 + 228	**0.669**		0.339	0.342	5.00	0.481	pCi/L		03/30/20 06:56	1

Client Sample ID: BA04075 MW-33V

Date Collected: 02/25/20 13:45
Date Received: 03/02/20 15:15

Lab Sample ID: 400-184711-27

Matrix: Water

Method: 9315 - Radium-226 (GFPC)

Analyte	Result	Qualifier	Count Uncert. (2σ+/-)	Total Uncert. (2σ+/-)	RL	MDC	Unit	Prepared	Analyzed	Dil Fac
Radium-226	0.239	U	0.174	0.175	1.00	0.254	pCi/L	03/05/20 09:11	03/27/20 06:36	1

Carrier	*%Yield*	*Qualifier*	*Limits*	*Prepared*	*Analyzed*	*Dil Fac*
Ba Carrier	*102*		*40 - 110*	*03/05/20 09:11*	*03/27/20 06:36*	*1*

Method: 9320 - Radium-228 (GFPC)

Analyte	Result	Qualifier	Count Uncert. (2σ+/-)	Total Uncert. (2σ+/-)	RL	MDC	Unit	Prepared	Analyzed	Dil Fac
Radium-228	**0.728**		0.329	0.336	1.00	0.479	pCi/L	03/05/20 09:33	03/24/20 19:05	1

Carrier	*%Yield*	*Qualifier*	*Limits*	*Prepared*	*Analyzed*	*Dil Fac*
Ba Carrier	*102*		*40 - 110*	*03/05/20 09:33*	*03/24/20 19:05*	*1*
Y Carrier	*91.6*		*40 - 110*	*03/05/20 09:33*	*03/24/20 19:05*	*1*

Method: Ra226_Ra228 - Combined Radium-226 and Radium-228

Analyte	Result	Qualifier	Count Uncert. (2σ+/-)	Total Uncert. (2σ+/-)	RL	MDC	Unit	Prepared	Analyzed	Dil Fac
Combined Radium 226 + 228	**0.967**		0.372	0.379	5.00	0.479	pCi/L		03/30/20 06:56	1

Client Sample ID: BA04076 MW-8

Date Collected: 02/25/20 15:30
Date Received: 03/02/20 15:15

Lab Sample ID: 400-184711-28

Matrix: Water

Method: 9315 - Radium-226 (GFPC)

Analyte	Result	Qualifier	Count Uncert. (2σ+/-)	Total Uncert. (2σ+/-)	RL	MDC	Unit	Prepared	Analyzed	Dil Fac
Radium-226	0.116	U	0.147	0.147	1.00	0.243	pCi/L	03/05/20 09:11	03/27/20 06:36	1

Carrier	*%Yield*	*Qualifier*	*Limits*	*Prepared*	*Analyzed*	*Dil Fac*
Ba Carrier	*92.1*		*40 - 110*	*03/05/20 09:11*	*03/27/20 06:36*	*1*

Method: 9320 - Radium-228 (GFPC)

Analyte	Result	Qualifier	Count Uncert. (2σ+/-)	Total Uncert. (2σ+/-)	RL	MDC	Unit	Prepared	Analyzed	Dil Fac
Radium-228	0.246	U	0.340	0.341	1.00	0.568	pCi/L	03/05/20 09:33	03/24/20 19:11	1

Carrier	*%Yield*	*Qualifier*	*Limits*	*Prepared*	*Analyzed*	*Dil Fac*
Ba Carrier	*92.1*		*40 - 110*	*03/05/20 09:33*	*03/24/20 19:11*	*1*
Y Carrier	*89.0*		*40 - 110*	*03/05/20 09:33*	*03/24/20 19:11*	*1*

Method: Ra226_Ra228 - Combined Radium-226 and Radium-228

Analyte	Result	Qualifier	Count Uncert. (2σ+/-)	Total Uncert. (2σ+/-)	RL	MDC	Unit	Prepared	Analyzed	Dil Fac
Combined Radium 226 + 228	0.362	U	0.370	0.371	5.00	0.568	pCi/L		03/30/20 06:56	1

Client Sample ID: BA04077 EB-1

Date Collected: 02/25/20 16:30
Date Received: 03/02/20 15:15

Lab Sample ID: 400-184711-29

Matrix: Water

Method: 9315 - Radium-226 (GFPC)

Analyte	Result	Qualifier	Count Uncert. (2σ+/-)	Total Uncert. (2σ+/-)	RL	MDC	Unit	Prepared	Analyzed	Dil Fac
Radium-226	-0.0252	U	0.113	0.113	1.00	0.241	pCi/L	03/05/20 09:11	03/27/20 06:36	1

Carrier	*%Yield*	*Qualifier*	*Limits*	*Prepared*	*Analyzed*	*Dil Fac*
Ba Carrier	*103*		*40 - 110*	*03/05/20 09:11*	*03/27/20 06:36*	*1*

Method: 9320 - Radium-228 (GFPC)

Analyte	Result	Qualifier	Count Uncert. (2σ+/-)	Total Uncert. (2σ+/-)	RL	MDC	Unit	Prepared	Analyzed	Dil Fac
Radium-228	**0.928**		0.385	0.394	1.00	0.556	pCi/L	03/05/20 09:33	03/24/20 19:11	1

Carrier	*%Yield*	*Qualifier*	*Limits*	*Prepared*	*Analyzed*	*Dil Fac*
Ba Carrier	*103*		*40 - 110*	*03/05/20 09:33*	*03/24/20 19:11*	*1*
Y Carrier	*86.4*		*40 - 110*	*03/05/20 09:33*	*03/24/20 19:11*	*1*

Method: Ra226_Ra228 - Combined Radium-226 and Radium-228

Analyte	Result	Qualifier	Count Uncert. (2σ+/-)	Total Uncert. (2σ+/-)	RL	MDC	Unit	Prepared	Analyzed	Dil Fac
Combined Radium 226 + 228	**0.903**		0.401	0.410	5.00	0.556	pCi/L		03/30/20 06:56	1

Client Sample ID: BA04078 MW-7

Date Collected: 02/26/20 09:35
Date Received: 03/02/20 15:15

Lab Sample ID: 400-184711-30

Matrix: Water

Method: 9315 - Radium-226 (GFPC)

Analyte	Result	Qualifier	Count Uncert. (2σ+/-)	Total Uncert. (2σ+/-)	RL	MDC	Unit	Prepared	Analyzed	Dil Fac
Radium-226	-0.00893	U	0.121	0.121	1.00	0.247	pCi/L	03/05/20 09:11	03/27/20 08:25	1

Carrier	*%Yield*	*Qualifier*	*Limits*	*Prepared*	*Analyzed*	*Dil Fac*
Ba Carrier	*96.2*		*40 - 110*	*03/05/20 09:11*	*03/27/20 08:25*	*1*

Method: 9320 - Radium-228 (GFPC)

Analyte	Result	Qualifier	Count Uncert. (2σ+/-)	Total Uncert. (2σ+/-)	RL	MDC	Unit	Prepared	Analyzed	Dil Fac
Radium-228	0.521	U	0.410	0.413	1.00	0.654	pCi/L	03/05/20 09:33	03/24/20 19:11	1

Carrier	*%Yield*	*Qualifier*	*Limits*	*Prepared*	*Analyzed*	*Dil Fac*
Ba Carrier	*96.2*		*40 - 110*	*03/05/20 09:33*	*03/24/20 19:11*	*1*
Y Carrier	*87.1*		*40 - 110*	*03/05/20 09:33*	*03/24/20 19:11*	*1*

Method: Ra226_Ra228 - Combined Radium-226 and Radium-228

Analyte	Result	Qualifier	Count Uncert. (2σ+/-)	Total Uncert. (2σ+/-)	RL	MDC	Unit	Prepared	Analyzed	Dil Fac
Combined Radium 226 + 228	0.512	U	0.427	0.430	5.00	0.654	pCi/L		03/30/20 06:56	1

Client Sample ID: BA04079 MW-6

Date Collected: 02/26/20 10:32
Date Received: 03/02/20 15:15

Lab Sample ID: 400-184711-31

Matrix: Water

Method: 9315 - Radium-226 (GFPC)

Analyte	Result	Qualifier	Count Uncert. (2σ+/-)	Total Uncert. (2σ+/-)	RL	MDC	Unit	Prepared	Analyzed	Dil Fac
Radium-226	**0.254**		0.166	0.168	1.00	0.229	pCi/L	03/05/20 09:11	03/27/20 08:25	1

Carrier	*%Yield*	*Qualifier*	*Limits*	*Prepared*	*Analyzed*	*Dil Fac*
Ba Carrier	*95.3*		*40 - 110*	*03/05/20 09:11*	*03/27/20 08:25*	*1*

Method: 9320 - Radium-228 (GFPC)

Analyte	Result	Qualifier	Count Uncert. (2σ+/-)	Total Uncert. (2σ+/-)	RL	MDC	Unit	Prepared	Analyzed	Dil Fac
Radium-228	0.492	U	0.345	0.348	1.00	0.539	pCi/L	03/05/20 09:33	03/24/20 19:11	1

Carrier	*%Yield*	*Qualifier*	*Limits*	*Prepared*	*Analyzed*	*Dil Fac*
Ba Carrier	*95.3*		*40 - 110*	*03/05/20 09:33*	*03/24/20 19:11*	*1*
Y Carrier	*88.2*		*40 - 110*	*03/05/20 09:33*	*03/24/20 19:11*	*1*

Method: Ra226_Ra228 - Combined Radium-226 and Radium-228

Analyte	Result	Qualifier	Count Uncert. (2σ+/-)	Total Uncert. (2σ+/-)	RL	MDC	Unit	Prepared	Analyzed	Dil Fac
Combined Radium 226 + 228	**0.746**		0.383	0.386	5.00	0.539	pCi/L		03/30/20 06:56	1

Client Sample ID: BA04080 MW-21

Date Collected: 02/26/20 11:30
Date Received: 03/02/20 15:15

Lab Sample ID: 400-184711-32

Matrix: Water

Method: 9315 - Radium-226 (GFPC)

Analyte	Result	Qualifier	Count Uncert. (2σ+/-)	Total Uncert. (2σ+/-)	RL	MDC	Unit	Prepared	Analyzed	Dil Fac
Radium-226	0.195	U	0.173	0.174	1.00	0.266	pCi/L	03/05/20 09:11	03/27/20 08:25	1

Carrier	*%Yield*	*Qualifier*	*Limits*	*Prepared*	*Analyzed*	*Dil Fac*
Ba Carrier	*92.8*		*40 - 110*	*03/05/20 09:11*	*03/27/20 08:25*	*1*

Method: 9320 - Radium-228 (GFPC)

Analyte	Result	Qualifier	Count Uncert. (2σ+/-)	Total Uncert. (2σ+/-)	RL	MDC	Unit	Prepared	Analyzed	Dil Fac
Radium-228	-0.163	U	0.299	0.299	1.00	0.558	pCi/L	03/05/20 09:33	03/24/20 19:11	1

Carrier	*%Yield*	*Qualifier*	*Limits*	*Prepared*	*Analyzed*	*Dil Fac*
Ba Carrier	*92.8*		*40 - 110*	*03/05/20 09:33*	*03/24/20 19:11*	*1*
Y Carrier	*92.0*		*40 - 110*	*03/05/20 09:33*	*03/24/20 19:11*	*1*

Method: Ra226_Ra228 - Combined Radium-226 and Radium-228

Analyte	Result	Qualifier	Count Uncert. (2σ+/-)	Total Uncert. (2σ+/-)	RL	MDC	Unit	Prepared	Analyzed	Dil Fac
Combined Radium 226 + 228	0.0320	U	0.345	0.346	5.00	0.558	pCi/L		03/30/20 06:56	1

Client Sample ID: BA04081 MW-22

Date Collected: 02/26/20 12:30
Date Received: 03/02/20 15:15

Lab Sample ID: 400-184711-33

Matrix: Water

Method: 9315 - Radium-226 (GFPC)

Analyte	Result	Qualifier	Count Uncert. (2σ+/-)	Total Uncert. (2σ+/-)	RL	MDC	Unit	Prepared	Analyzed	Dil Fac
Radium-226	**0.259**		0.168	0.170	1.00	0.231	pCi/L	03/05/20 09:11	03/27/20 08:25	1

Carrier	*%Yield*	*Qualifier*	*Limits*	*Prepared*	*Analyzed*	*Dil Fac*
Ba Carrier	*95.6*		*40 - 110*	*03/05/20 09:11*	*03/27/20 08:25*	*1*

Method: 9320 - Radium-228 (GFPC)

Analyte	Result	Qualifier	Count Uncert. (2σ+/-)	Total Uncert. (2σ+/-)	RL	MDC	Unit	Prepared	Analyzed	Dil Fac
Radium-228	0.434	U	0.365	0.367	1.00	0.584	pCi/L	03/05/20 09:33	03/24/20 19:11	1

Carrier	*%Yield*	*Qualifier*	*Limits*	*Prepared*	*Analyzed*	*Dil Fac*
Ba Carrier	*95.6*		*40 - 110*	*03/05/20 09:33*	*03/24/20 19:11*	*1*
Y Carrier	*85.6*		*40 - 110*	*03/05/20 09:33*	*03/24/20 19:11*	*1*

Method: Ra226_Ra228 - Combined Radium-226 and Radium-228

Analyte	Result	Qualifier	Count Uncert. (2σ+/-)	Total Uncert. (2σ+/-)	RL	MDC	Unit	Prepared	Analyzed	Dil Fac
Combined Radium 226 + 228	**0.693**		0.402	0.404	5.00	0.584	pCi/L		03/30/20 06:56	1

Client Sample ID: BA04082 MW-5

Date Collected: 02/26/20 13:25
Date Received: 03/02/20 15:15

Lab Sample ID: 400-184711-34

Matrix: Water

Method: 9315 - Radium-226 (GFPC)

Analyte	Result	Qualifier	Count Uncert. (2σ+/-)	Total Uncert. (2σ+/-)	RL	MDC	Unit	Prepared	Analyzed	Dil Fac
Radium-226	0.0994	U	0.143	0.143	1.00	0.242	pCi/L	03/05/20 09:11	03/27/20 08:25	1

Carrier	*%Yield*	*Qualifier*	*Limits*	*Prepared*	*Analyzed*	*Dil Fac*
Ba Carrier	*94.3*		*40 - 110*	*03/05/20 09:11*	*03/27/20 08:25*	*1*

Method: 9320 - Radium-228 (GFPC)

Analyte	Result	Qualifier	Count Uncert. (2σ+/-)	Total Uncert. (2σ+/-)	RL	MDC	Unit	Prepared	Analyzed	Dil Fac
Radium-228	0.562	U	0.387	0.391	1.00	0.608	pCi/L	03/05/20 09:33	03/24/20 19:12	1

Carrier	*%Yield*	*Qualifier*	*Limits*	*Prepared*	*Analyzed*	*Dil Fac*
Ba Carrier	*94.3*		*40 - 110*	*03/05/20 09:33*	*03/24/20 19:12*	*1*
Y Carrier	*92.7*		*40 - 110*	*03/05/20 09:33*	*03/24/20 19:12*	*1*

Method: Ra226_Ra228 - Combined Radium-226 and Radium-228

Analyte	Result	Qualifier	Count Uncert. (2σ+/-)	Total Uncert. (2σ+/-)	RL	MDC	Unit	Prepared	Analyzed	Dil Fac
Combined Radium 226 + 228	**0.661**		0.413	0.416	5.00	0.608	pCi/L		03/30/20 06:56	1

Client Sample ID: BA04083 FB-4

Date Collected: 02/26/20 13:45
Date Received: 03/02/20 15:15

Lab Sample ID: 400-184711-35

Matrix: Water

Method: 9315 - Radium-226 (GFPC)

Analyte	Result	Qualifier	Count Uncert. (2σ+/-)	Total Uncert. (2σ+/-)	RL	MDC	Unit	Prepared	Analyzed	Dil Fac
Radium-226	0.121	U	0.134	0.134	1.00	0.216	pCi/L	03/05/20 12:49	03/27/20 06:47	1

Carrier	*%Yield*	*Qualifier*	*Limits*	*Prepared*	*Analyzed*	*Dil Fac*
Ba Carrier	*94.3*		*40 - 110*	*03/05/20 12:49*	*03/27/20 06:47*	*1*

Method: 9320 - Radium-228 (GFPC)

Analyte	Result	Qualifier	Count Uncert. (2σ+/-)	Total Uncert. (2σ+/-)	RL	MDC	Unit	Prepared	Analyzed	Dil Fac
Radium-228	0.264	U	0.319	0.320	1.00	0.526	pCi/L	03/05/20 13:02	03/23/20 18:34	1

Carrier	*%Yield*	*Qualifier*	*Limits*	*Prepared*	*Analyzed*	*Dil Fac*
Ba Carrier	*94.3*		*40 - 110*	*03/05/20 13:02*	*03/23/20 18:34*	*1*
Y Carrier	*91.6*		*40 - 110*	*03/05/20 13:02*	*03/23/20 18:34*	*1*

Method: Ra226_Ra228 - Combined Radium-226 and Radium-228

Analyte	Result	Qualifier	Count Uncert. (2σ+/-)	Total Uncert. (2σ+/-)	RL	MDC	Unit	Prepared	Analyzed	Dil Fac
Combined Radium 226 + 228	0.385	U	0.346	0.347	5.00	0.526	pCi/L		03/30/20 06:56	1

Client Sample ID: BA04165 MW-16V

Date Collected: 02/25/20 11:37
Date Received: 03/02/20 15:15

Lab Sample ID: 400-184711-36

Matrix: Water

Method: 9315 - Radium-226 (GFPC)

Analyte	Result	Qualifier	Count Uncert. (2σ+/-)	Total Uncert. (2σ+/-)	RL	MDC	Unit	Prepared	Analyzed	Dil Fac
Radium-226	1.62		0.301	0.334	1.00	0.162	pCi/L	03/05/20 12:49	03/27/20 06:47	1

Carrier	*%Yield*	*Qualifier*	*Limits*	*Prepared*	*Analyzed*	*Dil Fac*
Ba Carrier	*92.5*		*40 - 110*	*03/05/20 12:49*	*03/27/20 06:47*	*1*

Method: 9320 - Radium-228 (GFPC)

Analyte	Result	Qualifier	Count Uncert. (2σ+/-)	Total Uncert. (2σ+/-)	RL	MDC	Unit	Prepared	Analyzed	Dil Fac
Radium-228	0.845		0.361	0.369	1.00	0.512	pCi/L	03/05/20 13:02	03/23/20 18:34	1

Carrier	*%Yield*	*Qualifier*	*Limits*	*Prepared*	*Analyzed*	*Dil Fac*
Ba Carrier	*92.5*		*40 - 110*	*03/05/20 13:02*	*03/23/20 18:34*	*1*
Y Carrier	*90.8*		*40 - 110*	*03/05/20 13:02*	*03/23/20 18:34*	*1*

Method: Ra226_Ra228 - Combined Radium-226 and Radium-228

Analyte	Result	Qualifier	Count Uncert. (2σ+/-)	Total Uncert. (2σ+/-)	RL	MDC	Unit	Prepared	Analyzed	Dil Fac
Combined Radium 226 + 228	2.46		0.470	0.498	5.00	0.512	pCi/L		03/30/20 06:56	1

Client Sample ID: BA04166 MW-16

Date Collected: 02/25/20 12:50
Date Received: 03/02/20 15:15

Lab Sample ID: 400-184711-37

Matrix: Water

Method: 9315 - Radium-226 (GFPC)

Analyte	Result	Qualifier	Count Uncert. (2σ+/-)	Total Uncert. (2σ+/-)	RL	MDC	Unit	Prepared	Analyzed	Dil Fac
Radium-226	**2.50**		0.389	0.450	1.00	0.239	pCi/L	03/05/20 12:49	03/27/20 06:47	1

Carrier	*%Yield*	*Qualifier*	*Limits*	*Prepared*	*Analyzed*	*Dil Fac*
Ba Carrier	*86.8*		*40 - 110*	*03/05/20 12:49*	*03/27/20 06:47*	*1*

Method: 9320 - Radium-228 (GFPC)

Analyte	Result	Qualifier	Count Uncert. (2σ+/-)	Total Uncert. (2σ+/-)	RL	MDC	Unit	Prepared	Analyzed	Dil Fac
Radium-228	0.488	U	0.335	0.338	1.00	0.515	pCi/L	03/05/20 13:02	03/23/20 18:34	1

Carrier	*%Yield*	*Qualifier*	*Limits*	*Prepared*	*Analyzed*	*Dil Fac*
Ba Carrier	*86.8*		*40 - 110*	*03/05/20 13:02*	*03/23/20 18:34*	*1*
Y Carrier	*89.3*		*40 - 110*	*03/05/20 13:02*	*03/23/20 18:34*	*1*

Method: Ra226_Ra228 - Combined Radium-226 and Radium-228

Analyte	Result	Qualifier	Count Uncert. (2σ+/-)	Total Uncert. (2σ+/-)	RL	MDC	Unit	Prepared	Analyzed	Dil Fac
Combined Radium 226 + 228	**2.99**		0.513	0.563	5.00	0.515	pCi/L		03/30/20 06:56	1

Client Sample ID: BA04167 MW-28H

Date Collected: 02/25/20 15:02
Date Received: 03/02/20 15:15

Lab Sample ID: 400-184711-38

Matrix: Water

Method: 9315 - Radium-226 (GFPC)

Analyte	Result	Qualifier	Count Uncert. (2σ+/-)	Total Uncert. (2σ+/-)	RL	MDC	Unit	Prepared	Analyzed	Dil Fac
Radium-226	4.07		0.449	0.579	1.00	0.132	pCi/L	03/05/20 12:49	03/27/20 06:48	1

Carrier	*%Yield*	*Qualifier*	*Limits*	*Prepared*	*Analyzed*	*Dil Fac*
Ba Carrier	*99.7*		*40 - 110*	*03/05/20 12:49*	*03/27/20 06:48*	*1*

Method: 9320 - Radium-228 (GFPC)

Analyte	Result	Qualifier	Count Uncert. (2σ+/-)	Total Uncert. (2σ+/-)	RL	MDC	Unit	Prepared	Analyzed	Dil Fac
Radium-228	1.19		0.361	0.377	1.00	0.464	pCi/L	03/05/20 13:02	03/23/20 18:34	1

Carrier	*%Yield*	*Qualifier*	*Limits*	*Prepared*	*Analyzed*	*Dil Fac*
Ba Carrier	*99.7*		*40 - 110*	*03/05/20 13:02*	*03/23/20 18:34*	*1*
Y Carrier	*90.8*		*40 - 110*	*03/05/20 13:02*	*03/23/20 18:34*	*1*

Method: Ra226_Ra228 - Combined Radium-226 and Radium-228

Analyte	Result	Qualifier	Count Uncert. (2σ+/-)	Total Uncert. (2σ+/-)	RL	MDC	Unit	Prepared	Analyzed	Dil Fac
Combined Radium 226 + 228	5.25		0.576	0.691	5.00	0.464	pCi/L		03/30/20 06:56	1

Client Sample ID: BA04168 MW-28H DUP

Date Collected: 02/25/20 15:02
Date Received: 03/02/20 15:15

Lab Sample ID: 400-184711-39

Matrix: Water

Method: 9315 - Radium-226 (GFPC)

Analyte	Result	Qualifier	Count Uncert. (2σ+/-)	Total Uncert. (2σ+/-)	RL	MDC	Unit	Prepared	Analyzed	Dil Fac
Radium-226	3.63		0.444	0.552	1.00	0.153	pCi/L	03/05/20 12:49	03/27/20 06:48	1

Carrier	*%Yield*	*Qualifier*	*Limits*	*Prepared*	*Analyzed*	*Dil Fac*
Ba Carrier	*88.7*		*40 - 110*	*03/05/20 12:49*	*03/27/20 06:48*	*1*

Method: 9320 - Radium-228 (GFPC)

Analyte	Result	Qualifier	Count Uncert. (2σ+/-)	Total Uncert. (2σ+/-)	RL	MDC	Unit	Prepared	Analyzed	Dil Fac
Radium-228	1.20		0.559	0.570	1.00	0.818	pCi/L	03/05/20 13:02	03/23/20 18:34	1

Carrier	*%Yield*	*Qualifier*	*Limits*	*Prepared*	*Analyzed*	*Dil Fac*
Ba Carrier	*88.7*		*40 - 110*	*03/05/20 13:02*	*03/23/20 18:34*	*1*
Y Carrier	*63.6*		*40 - 110*	*03/05/20 13:02*	*03/23/20 18:34*	*1*

Method: Ra226_Ra228 - Combined Radium-226 and Radium-228

Analyte	Result	Qualifier	Count Uncert. (2σ+/-)	Total Uncert. (2σ+/-)	RL	MDC	Unit	Prepared	Analyzed	Dil Fac
Combined Radium 226 + 228	4.83		0.714	0.793	5.00	0.818	pCi/L		03/30/20 06:56	1

Client Sample ID: BA04169 MW-29H

Date Collected: 02/25/20 16:46
Date Received: 03/02/20 15:15

Lab Sample ID: 400-184711-40

Matrix: Water

Method: 9315 - Radium-226 (GFPC)

Analyte	Result	Qualifier	Count Uncert. (2σ+/-)	Total Uncert. (2σ+/-)	RL	MDC	Unit	Prepared	Analyzed	Dil Fac
Radium-226	11.7		0.781	1.31	1.00	0.132	pCi/L	03/05/20 12:49	03/27/20 06:48	1

Carrier	*%Yield*	*Qualifier*	*Limits*	*Prepared*	*Analyzed*	*Dil Fac*
Ba Carrier	*91.5*		*40 - 110*	*03/05/20 12:49*	*03/27/20 06:48*	*1*

Method: 9320 - Radium-228 (GFPC)

Analyte	Result	Qualifier	Count Uncert. (2σ+/-)	Total Uncert. (2σ+/-)	RL	MDC	Unit	Prepared	Analyzed	Dil Fac
Radium-228	2.03		0.551	0.582	1.00	0.688	pCi/L	03/05/20 13:02	03/23/20 18:37	1

Carrier	*%Yield*	*Qualifier*	*Limits*	*Prepared*	*Analyzed*	*Dil Fac*
Ba Carrier	*91.5*		*40 - 110*	*03/05/20 13:02*	*03/23/20 18:37*	*1*
Y Carrier	*68.0*		*40 - 110*	*03/05/20 13:02*	*03/23/20 18:37*	*1*

Method: Ra226_Ra228 - Combined Radium-226 and Radium-228

Analyte	Result	Qualifier	Count Uncert. (2σ+/-)	Total Uncert. (2σ+/-)	RL	MDC	Unit	Prepared	Analyzed	Dil Fac
Combined Radium 226 + 228	13.7		0.956	1.43	5.00	0.688	pCi/L		03/30/20 06:56	1

Client Sample ID: BA04170 MW-17

Date Collected: 02/26/20 08:53
Date Received: 03/02/20 15:15

Lab Sample ID: 400-184711-41

Matrix: Water

Method: 9315 - Radium-226 (GFPC)

Analyte	Result	Qualifier	Count Uncert. (2σ+/-)	Total Uncert. (2σ+/-)	RL	MDC	Unit	Prepared	Analyzed	Dil Fac
Radium-226	0.392		0.186	0.189	1.00	0.202	pCi/L	03/05/20 12:49	03/27/20 06:48	1

Carrier	*%Yield*	*Qualifier*	*Limits*	*Prepared*	*Analyzed*	*Dil Fac*
Ba Carrier	*71.4*		*40 - 110*	*03/05/20 12:49*	*03/27/20 06:48*	*1*

Method: 9320 - Radium-228 (GFPC)

Analyte	Result	Qualifier	Count Uncert. (2σ+/-)	Total Uncert. (2σ+/-)	RL	MDC	Unit	Prepared	Analyzed	Dil Fac
Radium-228	0.955		0.440	0.449	1.00	0.624	pCi/L	03/05/20 13:02	03/23/20 18:37	1

Carrier	*%Yield*	*Qualifier*	*Limits*	*Prepared*	*Analyzed*	*Dil Fac*
Ba Carrier	*71.4*		*40 - 110*	*03/05/20 13:02*	*03/23/20 18:37*	*1*
Y Carrier	*87.1*		*40 - 110*	*03/05/20 13:02*	*03/23/20 18:37*	*1*

Method: Ra226_Ra228 - Combined Radium-226 and Radium-228

Analyte	Result	Qualifier	Count Uncert. (2σ+/-)	Total Uncert. (2σ+/-)	RL	MDC	Unit	Prepared	Analyzed	Dil Fac
Combined Radium 226 + 228	1.35		0.478	0.487	5.00	0.624	pCi/L		03/30/20 06:56	1

Client Sample ID: BA04171 MW-17SV

Date Collected: 02/26/20 09:54
Date Received: 03/02/20 15:15

Lab Sample ID: 400-184711-42

Matrix: Water

Method: 9315 - Radium-226 (GFPC)

Analyte	Result	Qualifier	Count Uncert. (2σ+/-)	Total Uncert. (2σ+/-)	RL	MDC	Unit	Prepared	Analyzed	Dil Fac
Radium-226	**0.372**		0.156	0.159	1.00	0.143	pCi/L	03/05/20 12:49	03/27/20 06:48	1

Carrier	*%Yield*	*Qualifier*	*Limits*	*Prepared*	*Analyzed*	*Dil Fac*
Ba Carrier	*88.1*		*40 - 110*	*03/05/20 12:49*	*03/27/20 06:48*	*1*

Method: 9320 - Radium-228 (GFPC)

Analyte	Result	Qualifier	Count Uncert. (2σ+/-)	Total Uncert. (2σ+/-)	RL	MDC	Unit	Prepared	Analyzed	Dil Fac
Radium-228	0.117	U	0.379	0.379	1.00	0.660	pCi/L	03/05/20 13:02	03/23/20 18:37	1

Carrier	*%Yield*	*Qualifier*	*Limits*	*Prepared*	*Analyzed*	*Dil Fac*
Ba Carrier	*88.1*		*40 - 110*	*03/05/20 13:02*	*03/23/20 18:37*	*1*
Y Carrier	*75.9*		*40 - 110*	*03/05/20 13:02*	*03/23/20 18:37*	*1*

Method: Ra226_Ra228 - Combined Radium-226 and Radium-228

Analyte	Result	Qualifier	Count Uncert. (2σ+/-)	Total Uncert. (2σ+/-)	RL	MDC	Unit	Prepared	Analyzed	Dil Fac
Combined Radium 226 + 228	0.489	U	0.410	0.411	5.00	0.660	pCi/L		03/30/20 06:56	1

Client Sample ID: BA04172 MW-17V

Date Collected: 02/26/20 11:38
Date Received: 03/02/20 15:15

Lab Sample ID: 400-184711-43

Matrix: Water

Method: 9315 - Radium-226 (GFPC)

Analyte	Result	Qualifier	Count Uncert. (2σ+/-)	Total Uncert. (2σ+/-)	RL	MDC	Unit	Prepared	Analyzed	Dil Fac
Radium-226	3.59		0.431	0.538	1.00	0.147	pCi/L	03/05/20 12:49	03/27/20 06:48	1

Carrier	*%Yield*	*Qualifier*	*Limits*	*Prepared*	*Analyzed*	*Dil Fac*
Ba Carrier	*96.5*		*40 - 110*	*03/05/20 12:49*	*03/27/20 06:48*	*1*

Method: 9320 - Radium-228 (GFPC)

Analyte	Result	Qualifier	Count Uncert. (2σ+/-)	Total Uncert. (2σ+/-)	RL	MDC	Unit	Prepared	Analyzed	Dil Fac
Radium-228	1.76		0.438	0.467	1.00	0.522	pCi/L	03/05/20 13:02	03/23/20 18:37	1

Carrier	*%Yield*	*Qualifier*	*Limits*	*Prepared*	*Analyzed*	*Dil Fac*
Ba Carrier	*96.5*		*40 - 110*	*03/05/20 13:02*	*03/23/20 18:37*	*1*
Y Carrier	*81.9*		*40 - 110*	*03/05/20 13:02*	*03/23/20 18:37*	*1*

Method: Ra226_Ra228 - Combined Radium-226 and Radium-228

Analyte	Result	Qualifier	Count Uncert. (2σ+/-)	Total Uncert. (2σ+/-)	RL	MDC	Unit	Prepared	Analyzed	Dil Fac
Combined Radium 226 + 228	5.34		0.614	0.712	5.00	0.522	pCi/L		03/30/20 06:56	1

Client Sample ID: BA04173 MW-32V

Date Collected: 02/26/20 14:48
Date Received: 03/02/20 15:15

Lab Sample ID: 400-184711-44

Matrix: Water

Method: 9315 - Radium-226 (GFPC)

Analyte	Result	Qualifier	Count Uncert. (2σ+/-)	Total Uncert. (2σ+/-)	RL	MDC	Unit	Prepared	Analyzed	Dil Fac
Radium-226	0.484		0.176	0.181	1.00	0.158	pCi/L	03/05/20 12:49	03/27/20 06:48	1

Carrier	*%Yield*	*Qualifier*	*Limits*	*Prepared*	*Analyzed*	*Dil Fac*
Ba Carrier	*91.5*		*40 - 110*	*03/05/20 12:49*	*03/27/20 06:48*	*1*

Method: 9320 - Radium-228 (GFPC)

Analyte	Result	Qualifier	Count Uncert. (2σ+/-)	Total Uncert. (2σ+/-)	RL	MDC	Unit	Prepared	Analyzed	Dil Fac
Radium-228	0.934		0.387	0.396	1.00	0.540	pCi/L	03/05/20 13:02	03/23/20 18:37	1

Carrier	*%Yield*	*Qualifier*	*Limits*	*Prepared*	*Analyzed*	*Dil Fac*
Ba Carrier	*91.5*		*40 - 110*	*03/05/20 13:02*	*03/23/20 18:37*	*1*
Y Carrier	*84.9*		*40 - 110*	*03/05/20 13:02*	*03/23/20 18:37*	*1*

Method: Ra226_Ra228 - Combined Radium-226 and Radium-228

Analyte	Result	Qualifier	Count Uncert. (2σ+/-)	Total Uncert. (2σ+/-)	RL	MDC	Unit	Prepared	Analyzed	Dil Fac
Combined Radium 226 + 228	1.42		0.425	0.435	5.00	0.540	pCi/L		03/30/20 06:56	1

Definitions/Glossary

Client: Alabama Power General Test Laboratory
Project/Site: CCR Plant Gaston

Job ID: 400-184711-1
SDG: Gaston Ash Pond 1263

Qualifiers

Rad

Qualifier	Qualifier Description
U	Result is less than the sample detection limit.

Glossary

Abbreviation	These commonly used abbreviations may or may not be present in this report.
¤	Listed under the "D" column to designate that the result is reported on a dry weight basis
%R	Percent Recovery
CFL	Contains Free Liquid
CNF	Contains No Free Liquid
DER	Duplicate Error Ratio (normalized absolute difference)
Dil Fac	Dilution Factor
DL	Detection Limit (DoD/DOE)
DL, RA, RE, IN	Indicates a Dilution, Re-analysis, Re-extraction, or additional Initial metals/anion analysis of the sample
DLC	Decision Level Concentration (Radiochemistry)
EDL	Estimated Detection Limit (Dioxin)
LOD	Limit of Detection (DoD/DOE)
LOQ	Limit of Quantitation (DoD/DOE)
MDA	Minimum Detectable Activity (Radiochemistry)
MDC	Minimum Detectable Concentration (Radiochemistry)
MDL	Method Detection Limit
ML	Minimum Level (Dioxin)
NC	Not Calculated
ND	Not Detected at the reporting limit (or MDL or EDL if shown)
PQL	Practical Quantitation Limit
QC	Quality Control
RER	Relative Error Ratio (Radiochemistry)
RL	Reporting Limit or Requested Limit (Radiochemistry)
RPD	Relative Percent Difference, a measure of the relative difference between two points
TEF	Toxicity Equivalent Factor (Dioxin)
TEQ	Toxicity Equivalent Quotient (Dioxin)

Lab Chronicle

Client: Alabama Power General Test Laboratory
Project/Site: CCR Plant Gaston

Job ID: 400-184711-1
SDG: Gaston Ash Pond 1263

Client Sample ID: BA03463 MW-9

Lab Sample ID: 400-184711-1
Matrix: Water
Date Collected: 02/17/20 10:50
Date Received: 03/02/20 15:15

Prep Type	Batch Type	Batch Method	Run	Dilution Factor	Batch Number	Prepared or Analyzed	Analyst	Lab
Total/NA	Prep	PrecSep-21			463132	03/05/20 07:23	MNH	TAL SL
Total/NA	Analysis	9315		1	465844	03/27/20 05:01	AJD	TAL SL
Total/NA	Prep	PrecSep_0			463171	03/05/20 07:47	MNH	TAL SL
Total/NA	Analysis	9320		1	465424	03/24/20 19:13	AJD	TAL SL
Total/NA	Analysis	Ra226_Ra228		1	466085	03/30/20 06:56	SMP	TAL SL

Client Sample ID: BA03464 MW-10

Lab Sample ID: 400-184711-2
Matrix: Water
Date Collected: 02/17/20 12:58
Date Received: 03/02/20 15:15

Prep Type	Batch Type	Batch Method	Run	Dilution Factor	Batch Number	Prepared or Analyzed	Analyst	Lab
Total/NA	Prep	PrecSep-21			463132	03/05/20 07:23	MNH	TAL SL
Total/NA	Analysis	9315		1	465844	03/27/20 05:01	AJD	TAL SL
Total/NA	Prep	PrecSep_0			463171	03/05/20 07:47	MNH	TAL SL
Total/NA	Analysis	9320		1	465424	03/24/20 19:13	AJD	TAL SL
Total/NA	Analysis	Ra226_Ra228		1	466085	03/30/20 06:56	SMP	TAL SL

Client Sample ID: BA03465 MW-11

Lab Sample ID: 400-184711-3
Matrix: Water
Date Collected: 02/17/20 15:08
Date Received: 03/02/20 15:15

Prep Type	Batch Type	Batch Method	Run	Dilution Factor	Batch Number	Prepared or Analyzed	Analyst	Lab
Total/NA	Prep	PrecSep-21			463132	03/05/20 07:23	MNH	TAL SL
Total/NA	Analysis	9315		1	465844	03/27/20 05:01	AJD	TAL SL
Total/NA	Prep	PrecSep_0			463171	03/05/20 07:47	MNH	TAL SL
Total/NA	Analysis	9320		1	465463	03/24/20 19:19	AJD	TAL SL
Total/NA	Analysis	Ra226_Ra228		1	466085	03/30/20 06:56	SMP	TAL SL

Client Sample ID: BA03466 MW-11 DUP

Lab Sample ID: 400-184711-4
Matrix: Water
Date Collected: 02/17/20 15:08
Date Received: 03/02/20 15:15

Prep Type	Batch Type	Batch Method	Run	Dilution Factor	Batch Number	Prepared or Analyzed	Analyst	Lab
Total/NA	Prep	PrecSep-21			463132	03/05/20 07:23	MNH	TAL SL
Total/NA	Analysis	9315		1	465844	03/27/20 05:01	AJD	TAL SL
Total/NA	Prep	PrecSep_0			463171	03/05/20 07:47	MNH	TAL SL
Total/NA	Analysis	9320		1	465463	03/24/20 19:19	AJD	TAL SL
Total/NA	Analysis	Ra226_Ra228		1	466085	03/30/20 06:56	SMP	TAL SL

Lab Chronicle

Client: Alabama Power General Test Laboratory
Project/Site: CCR Plant Gaston

Job ID: 400-184711-1
SDG: Gaston Ash Pond 1263

Client Sample ID: BA03467 FB-1

Date Collected: 02/17/20 15:45
Date Received: 03/02/20 15:15

Lab Sample ID: 400-184711-5

Matrix: Water

Prep Type	Batch Type	Batch Method	Run	Dilution Factor	Batch Number	Prepared or Analyzed	Analyst	Lab
Total/NA	Prep	PrecSep-21			463132	03/05/20 07:23	MNH	TAL SL
Total/NA	Analysis	9315		1	465844	03/27/20 05:02	AJD	TAL SL
Total/NA	Prep	PrecSep_0			463171	03/05/20 07:47	MNH	TAL SL
Total/NA	Analysis	9320		1	465463	03/24/20 19:20	AJD	TAL SL
Total/NA	Analysis	Ra226_Ra228		1	466085	03/30/20 06:56	SMP	TAL SL

Client Sample ID: BA03468 MW-12

Date Collected: 02/18/20 11:15
Date Received: 03/02/20 15:15

Lab Sample ID: 400-184711-6

Matrix: Water

Prep Type	Batch Type	Batch Method	Run	Dilution Factor	Batch Number	Prepared or Analyzed	Analyst	Lab
Total/NA	Prep	PrecSep-21			463132	03/05/20 07:23	MNH	TAL SL
Total/NA	Analysis	9315		1	465844	03/27/20 05:02	AJD	TAL SL
Total/NA	Prep	PrecSep_0			463171	03/05/20 07:47	MNH	TAL SL
Total/NA	Analysis	9320		1	465463	03/24/20 19:20	AJD	TAL SL
Total/NA	Analysis	Ra226_Ra228		1	466085	03/30/20 06:56	SMP	TAL SL

Client Sample ID: BA03469 MW-4

Date Collected: 02/18/20 13:15
Date Received: 03/02/20 15:15

Lab Sample ID: 400-184711-7

Matrix: Water

Prep Type	Batch Type	Batch Method	Run	Dilution Factor	Batch Number	Prepared or Analyzed	Analyst	Lab
Total/NA	Prep	PrecSep-21			463132	03/05/20 07:23	MNH	TAL SL
Total/NA	Analysis	9315		1	465844	03/27/20 05:02	AJD	TAL SL
Total/NA	Prep	PrecSep_0			463171	03/05/20 07:47	MNH	TAL SL
Total/NA	Analysis	9320		1	465463	03/24/20 19:20	AJD	TAL SL
Total/NA	Analysis	Ra226_Ra228		1	466085	03/30/20 06:56	SMP	TAL SL

Client Sample ID: BA03658 MW-19

Date Collected: 02/18/20 12:10
Date Received: 03/02/20 15:15

Lab Sample ID: 400-184711-8

Matrix: Water

Prep Type	Batch Type	Batch Method	Run	Dilution Factor	Batch Number	Prepared or Analyzed	Analyst	Lab
Total/NA	Prep	PrecSep-21			463132	03/05/20 07:23	MNH	TAL SL
Total/NA	Analysis	9315		1	465844	03/27/20 05:02	AJD	TAL SL
Total/NA	Prep	PrecSep_0			463171	03/05/20 07:47	MNH	TAL SL
Total/NA	Analysis	9320		1	465463	03/24/20 19:20	AJD	TAL SL
Total/NA	Analysis	Ra226_Ra228		1	466085	03/30/20 06:56	SMP	TAL SL

Lab Chronicle

Client: Alabama Power General Test Laboratory
Project/Site: CCR Plant Gaston

Job ID: 400-184711-1
SDG: Gaston Ash Pond 1263

Client Sample ID: BA03659 MW-13
Date Collected: 02/19/20 09:25
Date Received: 03/02/20 15:15

Lab Sample ID: 400-184711-9
Matrix: Water

Prep Type	Batch Type	Batch Method	Run	Dilution Factor	Batch Number	Prepared or Analyzed	Analyst	Lab
Total/NA	Prep	PrecSep-21			463132	03/05/20 07:23	MNH	TAL SL
Total/NA	Analysis	9315		1	465844	03/27/20 05:02	AJD	TAL SL
Total/NA	Prep	PrecSep_0			463171	03/05/20 07:47	MNH	TAL SL
Total/NA	Analysis	9320		1	465463	03/24/20 19:20	AJD	TAL SL
Total/NA	Analysis	Ra226_Ra228		1	466085	03/30/20 06:56	SMP	TAL SL

Client Sample ID: BA03660 MW-14
Date Collected: 02/19/20 10:33
Date Received: 03/02/20 15:15

Lab Sample ID: 400-184711-10
Matrix: Water

Prep Type	Batch Type	Batch Method	Run	Dilution Factor	Batch Number	Prepared or Analyzed	Analyst	Lab
Total/NA	Prep	PrecSep-21			463132	03/05/20 07:23	MNH	TAL SL
Total/NA	Analysis	9315		1	465844	03/27/20 05:02	AJD	TAL SL
Total/NA	Prep	PrecSep_0			463171	03/05/20 07:47	MNH	TAL SL
Total/NA	Analysis	9320		1	465463	03/24/20 19:20	AJD	TAL SL
Total/NA	Analysis	Ra226_Ra228		1	466085	03/30/20 06:56	SMP	TAL SL

Client Sample ID: BA03661 MW-34V
Date Collected: 02/19/20 15:10
Date Received: 03/02/20 15:15

Lab Sample ID: 400-184711-11
Matrix: Water

Prep Type	Batch Type	Batch Method	Run	Dilution Factor	Batch Number	Prepared or Analyzed	Analyst	Lab
Total/NA	Prep	PrecSep-21			463132	03/05/20 07:23	MNH	TAL SL
Total/NA	Analysis	9315		1	465844	03/27/20 05:03	AJD	TAL SL
Total/NA	Prep	PrecSep_0			463171	03/05/20 07:47	MNH	TAL SL
Total/NA	Analysis	9320		1	465463	03/24/20 19:20	AJD	TAL SL
Total/NA	Analysis	Ra226_Ra228		1	466085	03/30/20 06:56	SMP	TAL SL

Client Sample ID: BA03662 MW-30H
Date Collected: 02/19/20 17:03
Date Received: 03/02/20 15:15

Lab Sample ID: 400-184711-12
Matrix: Water

Prep Type	Batch Type	Batch Method	Run	Dilution Factor	Batch Number	Prepared or Analyzed	Analyst	Lab
Total/NA	Prep	PrecSep-21			463132	03/05/20 07:23	MNH	TAL SL
Total/NA	Analysis	9315		1	465844	03/27/20 05:03	AJD	TAL SL
Total/NA	Prep	PrecSep_0			463171	03/05/20 07:47	MNH	TAL SL
Total/NA	Analysis	9320		1	465463	03/24/20 19:21	AJD	TAL SL
Total/NA	Analysis	Ra226_Ra228		1	466085	03/30/20 06:56	SMP	TAL SL

Lab Chronicle

Client: Alabama Power General Test Laboratory
Project/Site: CCR Plant Gaston

Job ID: 400-184711-1
SDG: Gaston Ash Pond 1263

Client Sample ID: BA03663 MW-26
Date Collected: 02/19/20 09:50
Date Received: 03/02/20 15:15

Lab Sample ID: 400-184711-13
Matrix: Water

Prep Type	Batch Type	Batch Method	Run	Dilution Factor	Batch Number	Prepared or Analyzed	Analyst	Lab
Total/NA	Prep	PrecSep-21			463132	03/05/20 07:23	MNH	TAL SL
Total/NA	Analysis	9315		1	465844	03/27/20 05:04	AJD	TAL SL
Total/NA	Prep	PrecSep_0			463171	03/05/20 07:47	MNH	TAL SL
Total/NA	Analysis	9320		1	465463	03/24/20 19:21	AJD	TAL SL
Total/NA	Analysis	Ra226_Ra228		1	466085	03/30/20 06:56	SMP	TAL SL

Client Sample ID: BA03664 MW-23D
Date Collected: 02/19/20 11:15
Date Received: 03/02/20 15:15

Lab Sample ID: 400-184711-14
Matrix: Water

Prep Type	Batch Type	Batch Method	Run	Dilution Factor	Batch Number	Prepared or Analyzed	Analyst	Lab
Total/NA	Prep	PrecSep-21			463132	03/05/20 07:23	MNH	TAL SL
Total/NA	Analysis	9315		1	465844	03/27/20 05:04	AJD	TAL SL
Total/NA	Prep	PrecSep_0			463171	03/05/20 07:47	MNH	TAL SL
Total/NA	Analysis	9320		1	465463	03/24/20 19:21	AJD	TAL SL
Total/NA	Analysis	Ra226_Ra228		1	466085	03/30/20 06:56	SMP	TAL SL

Client Sample ID: BA03665 MW-23S
Date Collected: 02/19/20 12:18
Date Received: 03/02/20 15:15

Lab Sample ID: 400-184711-15
Matrix: Water

Prep Type	Batch Type	Batch Method	Run	Dilution Factor	Batch Number	Prepared or Analyzed	Analyst	Lab
Total/NA	Prep	PrecSep-21			463132	03/05/20 07:23	MNH	TAL SL
Total/NA	Analysis	9315		1	465844	03/27/20 05:04	AJD	TAL SL
Total/NA	Prep	PrecSep_0			463171	03/05/20 07:47	MNH	TAL SL
Total/NA	Analysis	9320		1	465463	03/24/20 19:21	AJD	TAL SL
Total/NA	Analysis	Ra226_Ra228		1	466085	03/30/20 06:56	SMP	TAL SL

Client Sample ID: BA03666 MW-3
Date Collected: 02/19/20 14:25
Date Received: 03/02/20 15:15

Lab Sample ID: 400-184711-16
Matrix: Water

Prep Type	Batch Type	Batch Method	Run	Dilution Factor	Batch Number	Prepared or Analyzed	Analyst	Lab
Total/NA	Prep	PrecSep-21			463132	03/05/20 07:23	MNH	TAL SL
Total/NA	Analysis	9315		1	465844	03/27/20 05:04	AJD	TAL SL
Total/NA	Prep	PrecSep_0			463171	03/05/20 07:47	MNH	TAL SL
Total/NA	Analysis	9320		1	465463	03/24/20 19:21	AJD	TAL SL
Total/NA	Analysis	Ra226_Ra228		1	466085	03/30/20 06:56	SMP	TAL SL

Lab Chronicle

Client: Alabama Power General Test Laboratory
Project/Site: CCR Plant Gaston

Job ID: 400-184711-1
SDG: Gaston Ash Pond 1263

Client Sample ID: BA03667 FB-3
Date Collected: 02/19/20 17:00
Date Received: 03/02/20 15:15

Lab Sample ID: 400-184711-17
Matrix: Water

Prep Type	Batch Type	Batch Method	Run	Dilution Factor	Batch Number	Prepared or Analyzed	Analyst	Lab
Total/NA	Prep	PrecSep-21			463182	03/05/20 09:11	MNH	TAL SL
Total/NA	Analysis	9315		1	465897	03/27/20 06:35	AJD	TAL SL
Total/NA	Prep	PrecSep_0			463187	03/05/20 09:33	MNH	TAL SL
Total/NA	Analysis	9320		1	465427	03/24/20 19:03	AJD	TAL SL
Total/NA	Analysis	Ra226_Ra228		1	466085	03/30/20 06:56	SMP	TAL SL

Client Sample ID: BA04054 MW-20V
Date Collected: 02/25/20 10:22
Date Received: 03/02/20 15:15

Lab Sample ID: 400-184711-18
Matrix: Water

Prep Type	Batch Type	Batch Method	Run	Dilution Factor	Batch Number	Prepared or Analyzed	Analyst	Lab
Total/NA	Prep	PrecSep-21			463182	03/05/20 09:11	MNH	TAL SL
Total/NA	Analysis	9315		1	465897	03/27/20 06:35	AJD	TAL SL
Total/NA	Prep	PrecSep_0			463187	03/05/20 09:33	MNH	TAL SL
Total/NA	Analysis	9320		1	465427	03/24/20 19:03	AJD	TAL SL
Total/NA	Analysis	Ra226_Ra228		1	466085	03/30/20 06:56	SMP	TAL SL

Client Sample ID: BA04055 MW-20V DUP
Date Collected: 02/25/20 10:22
Date Received: 03/02/20 15:15

Lab Sample ID: 400-184711-19
Matrix: Water

Prep Type	Batch Type	Batch Method	Run	Dilution Factor	Batch Number	Prepared or Analyzed	Analyst	Lab
Total/NA	Prep	PrecSep-21			463182	03/05/20 09:11	MNH	TAL SL
Total/NA	Analysis	9315		1	465897	03/27/20 06:35	AJD	TAL SL
Total/NA	Prep	PrecSep_0			463187	03/05/20 09:33	MNH	TAL SL
Total/NA	Analysis	9320		1	465427	03/24/20 19:03	AJD	TAL SL
Total/NA	Analysis	Ra226_Ra228		1	466085	03/30/20 06:56	SMP	TAL SL

Client Sample ID: BA04056 MW-20SV
Date Collected: 02/25/20 12:45
Date Received: 03/02/20 15:15

Lab Sample ID: 400-184711-20
Matrix: Water

Prep Type	Batch Type	Batch Method	Run	Dilution Factor	Batch Number	Prepared or Analyzed	Analyst	Lab
Total/NA	Prep	PrecSep-21			463182	03/05/20 09:11	MNH	TAL SL
Total/NA	Analysis	9315		1	465897	03/27/20 06:35	AJD	TAL SL
Total/NA	Prep	PrecSep_0			463187	03/05/20 09:33	MNH	TAL SL
Total/NA	Analysis	9320		1	465427	03/24/20 19:03	AJD	TAL SL
Total/NA	Analysis	Ra226_Ra228		1	466085	03/30/20 06:56	SMP	TAL SL

Lab Chronicle

Client: Alabama Power General Test Laboratory
Project/Site: CCR Plant Gaston

Job ID: 400-184711-1
SDG: Gaston Ash Pond 1263

Client Sample ID: BA04057 MW-20
Date Collected: 02/25/20 15:10
Date Received: 03/02/20 15:15

Lab Sample ID: 400-184711-21
Matrix: Water

Prep Type	Batch Type	Batch Method	Run	Dilution Factor	Batch Number	Prepared or Analyzed	Analyst	Lab
Total/NA	Prep	PrecSep-21			463182	03/05/20 09:11	MNH	TAL SL
Total/NA	Analysis	9315		1	465897	03/27/20 06:36	AJD	TAL SL
Total/NA	Prep	PrecSep_0			463187	03/05/20 09:33	MNH	TAL SL
Total/NA	Analysis	9320		1	465427	03/24/20 19:04	AJD	TAL SL
Total/NA	Analysis	Ra226_Ra228		1	466085	03/30/20 06:56	SMP	TAL SL

Client Sample ID: BA04058 MW-18
Date Collected: 02/25/20 16:11
Date Received: 03/02/20 15:15

Lab Sample ID: 400-184711-22
Matrix: Water

Prep Type	Batch Type	Batch Method	Run	Dilution Factor	Batch Number	Prepared or Analyzed	Analyst	Lab
Total/NA	Prep	PrecSep-21			463182	03/05/20 09:11	MNH	TAL SL
Total/NA	Analysis	9315		1	465897	03/27/20 06:36	AJD	TAL SL
Total/NA	Prep	PrecSep_0			463187	03/05/20 09:33	MNH	TAL SL
Total/NA	Analysis	9320		1	465427	03/24/20 19:04	AJD	TAL SL
Total/NA	Analysis	Ra226_Ra228		1	466085	03/30/20 06:56	SMP	TAL SL

Client Sample ID: BA04059 FB-2
Date Collected: 02/25/20 17:31
Date Received: 03/02/20 15:15

Lab Sample ID: 400-184711-23
Matrix: Water

Prep Type	Batch Type	Batch Method	Run	Dilution Factor	Batch Number	Prepared or Analyzed	Analyst	Lab
Total/NA	Prep	PrecSep-21			463182	03/05/20 09:11	MNH	TAL SL
Total/NA	Analysis	9315		1	465897	03/27/20 06:36	AJD	TAL SL
Total/NA	Prep	PrecSep_0			463187	03/05/20 09:33	MNH	TAL SL
Total/NA	Analysis	9320		1	465427	03/24/20 19:04	AJD	TAL SL
Total/NA	Analysis	Ra226_Ra228		1	466085	03/30/20 06:56	SMP	TAL SL

Client Sample ID: BA04072 MW-27
Date Collected: 02/25/20 10:10
Date Received: 03/02/20 15:15

Lab Sample ID: 400-184711-24
Matrix: Water

Prep Type	Batch Type	Batch Method	Run	Dilution Factor	Batch Number	Prepared or Analyzed	Analyst	Lab
Total/NA	Prep	PrecSep-21			463182	03/05/20 09:11	MNH	TAL SL
Total/NA	Analysis	9315		1	465897	03/27/20 06:36	AJD	TAL SL
Total/NA	Prep	PrecSep_0			463187	03/05/20 09:33	MNH	TAL SL
Total/NA	Analysis	9320		1	465427	03/24/20 19:04	AJD	TAL SL
Total/NA	Analysis	Ra226_Ra228		1	466085	03/30/20 06:56	SMP	TAL SL

Client Sample ID: BA04073 MW-27 DUP
Lab Sample ID: 400-184711-25
Date Collected: 02/25/20 10:10
Matrix: Water
Date Received: 03/02/20 15:15

Prep Type	Batch Type	Batch Method	Run	Dilution Factor	Batch Number	Prepared or Analyzed	Analyst	Lab
Total/NA	Prep	PrecSep-21			463182	03/05/20 09:11	MNH	TAL SL
Total/NA	Analysis	9315		1	465897	03/27/20 06:36	AJD	TAL SL
Total/NA	Prep	PrecSep_0			463187	03/05/20 09:33	MNH	TAL SL
Total/NA	Analysis	9320		1	465427	03/24/20 19:04	AJD	TAL SL
Total/NA	Analysis	Ra226_Ra228		1	466085	03/30/20 06:56	SMP	TAL SL

Client Sample ID: BA04074 MW-15R
Lab Sample ID: 400-184711-26
Date Collected: 02/25/20 11:58
Matrix: Water
Date Received: 03/02/20 15:15

Prep Type	Batch Type	Batch Method	Run	Dilution Factor	Batch Number	Prepared or Analyzed	Analyst	Lab
Total/NA	Prep	PrecSep-21			463182	03/05/20 09:11	MNH	TAL SL
Total/NA	Analysis	9315		1	466086	03/30/20 05:47	CJQ	TAL SL
Total/NA	Prep	PrecSep_0			463187	03/05/20 09:33	MNH	TAL SL
Total/NA	Analysis	9320		1	465427	03/24/20 19:04	AJD	TAL SL
Total/NA	Analysis	Ra226_Ra228		1	466085	03/30/20 06:56	SMP	TAL SL

Client Sample ID: BA04075 MW-33V
Lab Sample ID: 400-184711-27
Date Collected: 02/25/20 13:45
Matrix: Water
Date Received: 03/02/20 15:15

Prep Type	Batch Type	Batch Method	Run	Dilution Factor	Batch Number	Prepared or Analyzed	Analyst	Lab
Total/NA	Prep	PrecSep-21			463182	03/05/20 09:11	MNH	TAL SL
Total/NA	Analysis	9315		1	465897	03/27/20 06:36	AJD	TAL SL
Total/NA	Prep	PrecSep_0			463187	03/05/20 09:33	MNH	TAL SL
Total/NA	Analysis	9320		1	465427	03/24/20 19:05	AJD	TAL SL
Total/NA	Analysis	Ra226_Ra228		1	466085	03/30/20 06:56	SMP	TAL SL

Client Sample ID: BA04076 MW-8
Lab Sample ID: 400-184711-28
Date Collected: 02/25/20 15:30
Matrix: Water
Date Received: 03/02/20 15:15

Prep Type	Batch Type	Batch Method	Run	Dilution Factor	Batch Number	Prepared or Analyzed	Analyst	Lab
Total/NA	Prep	PrecSep-21			463182	03/05/20 09:11	MNH	TAL SL
Total/NA	Analysis	9315		1	465897	03/27/20 06:36	AJD	TAL SL
Total/NA	Prep	PrecSep_0			463187	03/05/20 09:33	MNH	TAL SL
Total/NA	Analysis	9320		1	465424	03/24/20 19:11	AJD	TAL SL
Total/NA	Analysis	Ra226_Ra228		1	466085	03/30/20 06:56	SMP	TAL SL

Lab Chronicle

Client: Alabama Power General Test Laboratory
Project/Site: CCR Plant Gaston

Job ID: 400-184711-1
SDG: Gaston Ash Pond 1263

Client Sample ID: BA04077 EB-1
Date Collected: 02/25/20 16:30
Date Received: 03/02/20 15:15

Lab Sample ID: 400-184711-29
Matrix: Water

Prep Type	Batch Type	Batch Method	Run	Dilution Factor	Batch Number	Prepared or Analyzed	Analyst	Lab
Total/NA	Prep	PrecSep-21			463182	03/05/20 09:11	MNH	TAL SL
Total/NA	Analysis	9315		1	465897	03/27/20 06:36	AJD	TAL SL
Total/NA	Prep	PrecSep_0			463187	03/05/20 09:33	MNH	TAL SL
Total/NA	Analysis	9320		1	465424	03/24/20 19:11	AJD	TAL SL
Total/NA	Analysis	Ra226_Ra228		1	466085	03/30/20 06:56	SMP	TAL SL

Client Sample ID: BA04078 MW-7
Date Collected: 02/26/20 09:35
Date Received: 03/02/20 15:15

Lab Sample ID: 400-184711-30
Matrix: Water

Prep Type	Batch Type	Batch Method	Run	Dilution Factor	Batch Number	Prepared or Analyzed	Analyst	Lab
Total/NA	Prep	PrecSep-21			463182	03/05/20 09:11	MNH	TAL SL
Total/NA	Analysis	9315		1	465897	03/27/20 08:25	AJD	TAL SL
Total/NA	Prep	PrecSep_0			463187	03/05/20 09:33	MNH	TAL SL
Total/NA	Analysis	9320		1	465424	03/24/20 19:11	AJD	TAL SL
Total/NA	Analysis	Ra226_Ra228		1	466085	03/30/20 06:56	SMP	TAL SL

Client Sample ID: BA04079 MW-6
Date Collected: 02/26/20 10:32
Date Received: 03/02/20 15:15

Lab Sample ID: 400-184711-31
Matrix: Water

Prep Type	Batch Type	Batch Method	Run	Dilution Factor	Batch Number	Prepared or Analyzed	Analyst	Lab
Total/NA	Prep	PrecSep-21			463182	03/05/20 09:11	MNH	TAL SL
Total/NA	Analysis	9315		1	465897	03/27/20 08:25	AJD	TAL SL
Total/NA	Prep	PrecSep_0			463187	03/05/20 09:33	MNH	TAL SL
Total/NA	Analysis	9320		1	465424	03/24/20 19:11	AJD	TAL SL
Total/NA	Analysis	Ra226_Ra228		1	466085	03/30/20 06:56	SMP	TAL SL

Client Sample ID: BA04080 MW-21
Date Collected: 02/26/20 11:30
Date Received: 03/02/20 15:15

Lab Sample ID: 400-184711-32
Matrix: Water

Prep Type	Batch Type	Batch Method	Run	Dilution Factor	Batch Number	Prepared or Analyzed	Analyst	Lab
Total/NA	Prep	PrecSep-21			463182	03/05/20 09:11	MNH	TAL SL
Total/NA	Analysis	9315		1	465897	03/27/20 08:25	AJD	TAL SL
Total/NA	Prep	PrecSep_0			463187	03/05/20 09:33	MNH	TAL SL
Total/NA	Analysis	9320		1	465424	03/24/20 19:11	AJD	TAL SL
Total/NA	Analysis	Ra226_Ra228		1	466085	03/30/20 06:56	SMP	TAL SL

Lab Chronicle

Client: Alabama Power General Test Laboratory
Project/Site: CCR Plant Gaston

Job ID: 400-184711-1
SDG: Gaston Ash Pond 1263

Client Sample ID: BA04081 MW-22
Date Collected: 02/26/20 12:30
Date Received: 03/02/20 15:15

Lab Sample ID: 400-184711-33
Matrix: Water

Prep Type	Batch Type	Batch Method	Run	Dilution Factor	Batch Number	Prepared or Analyzed	Analyst	Lab
Total/NA	Prep	PrecSep-21			463182	03/05/20 09:11	MNH	TAL SL
Total/NA	Analysis	9315		1	465897	03/27/20 08:25	AJD	TAL SL
Total/NA	Prep	PrecSep_0			463187	03/05/20 09:33	MNH	TAL SL
Total/NA	Analysis	9320		1	465424	03/24/20 19:11	AJD	TAL SL
Total/NA	Analysis	Ra226_Ra228		1	466085	03/30/20 06:56	SMP	TAL SL

Client Sample ID: BA04082 MW-5
Date Collected: 02/26/20 13:25
Date Received: 03/02/20 15:15

Lab Sample ID: 400-184711-34
Matrix: Water

Prep Type	Batch Type	Batch Method	Run	Dilution Factor	Batch Number	Prepared or Analyzed	Analyst	Lab
Total/NA	Prep	PrecSep-21			463182	03/05/20 09:11	MNH	TAL SL
Total/NA	Analysis	9315		1	465897	03/27/20 08:25	AJD	TAL SL
Total/NA	Prep	PrecSep_0			463187	03/05/20 09:33	MNH	TAL SL
Total/NA	Analysis	9320		1	465424	03/24/20 19:12	AJD	TAL SL
Total/NA	Analysis	Ra226_Ra228		1	466085	03/30/20 06:56	SMP	TAL SL

Client Sample ID: BA04083 FB-4
Date Collected: 02/26/20 13:45
Date Received: 03/02/20 15:15

Lab Sample ID: 400-184711-35
Matrix: Water

Prep Type	Batch Type	Batch Method	Run	Dilution Factor	Batch Number	Prepared or Analyzed	Analyst	Lab
Total/NA	Prep	PrecSep-21			463216	03/05/20 12:49	MNH	TAL SL
Total/NA	Analysis	9315		1	465844	03/27/20 06:47	AJD	TAL SL
Total/NA	Prep	PrecSep_0			463217	03/05/20 13:02	MNH	TAL SL
Total/NA	Analysis	9320		1	465308	03/23/20 18:34	CJQ	TAL SL
Total/NA	Analysis	Ra226_Ra228		1	466085	03/30/20 06:56	SMP	TAL SL

Client Sample ID: BA04165 MW-16V
Date Collected: 02/25/20 11:37
Date Received: 03/02/20 15:15

Lab Sample ID: 400-184711-36
Matrix: Water

Prep Type	Batch Type	Batch Method	Run	Dilution Factor	Batch Number	Prepared or Analyzed	Analyst	Lab
Total/NA	Prep	PrecSep-21			463216	03/05/20 12:49	MNH	TAL SL
Total/NA	Analysis	9315		1	465844	03/27/20 06:47	AJD	TAL SL
Total/NA	Prep	PrecSep_0			463217	03/05/20 13:02	MNH	TAL SL
Total/NA	Analysis	9320		1	465308	03/23/20 18:34	CJQ	TAL SL
Total/NA	Analysis	Ra226_Ra228		1	466085	03/30/20 06:56	SMP	TAL SL

Lab Chronicle

Client: Alabama Power General Test Laboratory
Project/Site: CCR Plant Gaston

Job ID: 400-184711-1
SDG: Gaston Ash Pond 1263

Client Sample ID: BA04166 MW-16
Date Collected: 02/25/20 12:50
Date Received: 03/02/20 15:15

Lab Sample ID: 400-184711-37
Matrix: Water

Prep Type	Batch Type	Batch Method	Run	Dilution Factor	Batch Number	Prepared or Analyzed	Analyst	Lab
Total/NA	Prep	PrecSep-21			463216	03/05/20 12:49	MNH	TAL SL
Total/NA	Analysis	9315		1	465844	03/27/20 06:47	AJD	TAL SL
Total/NA	Prep	PrecSep_0			463217	03/05/20 13:02	MNH	TAL SL
Total/NA	Analysis	9320		1	465308	03/23/20 18:34	CJQ	TAL SL
Total/NA	Analysis	Ra226_Ra228		1	466085	03/30/20 06:56	SMP	TAL SL

Client Sample ID: BA04167 MW-28H
Date Collected: 02/25/20 15:02
Date Received: 03/02/20 15:15

Lab Sample ID: 400-184711-38
Matrix: Water

Prep Type	Batch Type	Batch Method	Run	Dilution Factor	Batch Number	Prepared or Analyzed	Analyst	Lab
Total/NA	Prep	PrecSep-21			463216	03/05/20 12:49	MNH	TAL SL
Total/NA	Analysis	9315		1	465844	03/27/20 06:48	AJD	TAL SL
Total/NA	Prep	PrecSep_0			463217	03/05/20 13:02	MNH	TAL SL
Total/NA	Analysis	9320		1	465308	03/23/20 18:34	CJQ	TAL SL
Total/NA	Analysis	Ra226_Ra228		1	466085	03/30/20 06:56	SMP	TAL SL

Client Sample ID: BA04168 MW-28H DUP
Date Collected: 02/25/20 15:02
Date Received: 03/02/20 15:15

Lab Sample ID: 400-184711-39
Matrix: Water

Prep Type	Batch Type	Batch Method	Run	Dilution Factor	Batch Number	Prepared or Analyzed	Analyst	Lab
Total/NA	Prep	PrecSep-21			463216	03/05/20 12:49	MNH	TAL SL
Total/NA	Analysis	9315		1	465844	03/27/20 06:48	AJD	TAL SL
Total/NA	Prep	PrecSep_0			463217	03/05/20 13:02	MNH	TAL SL
Total/NA	Analysis	9320		1	465308	03/23/20 18:34	CJQ	TAL SL
Total/NA	Analysis	Ra226_Ra228		1	466085	03/30/20 06:56	SMP	TAL SL

Client Sample ID: BA04169 MW-29H
Date Collected: 02/25/20 16:46
Date Received: 03/02/20 15:15

Lab Sample ID: 400-184711-40
Matrix: Water

Prep Type	Batch Type	Batch Method	Run	Dilution Factor	Batch Number	Prepared or Analyzed	Analyst	Lab
Total/NA	Prep	PrecSep-21			463216	03/05/20 12:49	MNH	TAL SL
Total/NA	Analysis	9315		1	465844	03/27/20 06:48	AJD	TAL SL
Total/NA	Prep	PrecSep_0			463217	03/05/20 13:02	MNH	TAL SL
Total/NA	Analysis	9320		1	465272	03/23/20 18:37	CJQ	TAL SL
Total/NA	Analysis	Ra226_Ra228		1	466085	03/30/20 06:56	SMP	TAL SL

Lab Chronicle

Client: Alabama Power General Test Laboratory
Project/Site: CCR Plant Gaston

Job ID: 400-184711-1
SDG: Gaston Ash Pond 1263

Client Sample ID: BA04170 MW-17
Date Collected: 02/26/20 08:53
Date Received: 03/02/20 15:15

Lab Sample ID: 400-184711-41
Matrix: Water

Prep Type	Batch Type	Batch Method	Run	Dilution Factor	Batch Number	Prepared or Analyzed	Analyst	Lab
Total/NA	Prep	PrecSep-21			463216	03/05/20 12:49	MNH	TAL SL
Total/NA	Analysis	9315		1	465844	03/27/20 06:48	AJD	TAL SL
Total/NA	Prep	PrecSep_0			463217	03/05/20 13:02	MNH	TAL SL
Total/NA	Analysis	9320		1	465272	03/23/20 18:37	CJQ	TAL SL
Total/NA	Analysis	Ra226_Ra228		1	466085	03/30/20 06:56	SMP	TAL SL

Client Sample ID: BA04171 MW-17SV
Date Collected: 02/26/20 09:54
Date Received: 03/02/20 15:15

Lab Sample ID: 400-184711-42
Matrix: Water

Prep Type	Batch Type	Batch Method	Run	Dilution Factor	Batch Number	Prepared or Analyzed	Analyst	Lab
Total/NA	Prep	PrecSep-21			463216	03/05/20 12:49	MNH	TAL SL
Total/NA	Analysis	9315		1	465844	03/27/20 06:48	AJD	TAL SL
Total/NA	Prep	PrecSep_0			463217	03/05/20 13:02	MNH	TAL SL
Total/NA	Analysis	9320		1	465272	03/23/20 18:37	CJQ	TAL SL
Total/NA	Analysis	Ra226_Ra228		1	466085	03/30/20 06:56	SMP	TAL SL

Client Sample ID: BA04172 MW-17V
Date Collected: 02/26/20 11:38
Date Received: 03/02/20 15:15

Lab Sample ID: 400-184711-43
Matrix: Water

Prep Type	Batch Type	Batch Method	Run	Dilution Factor	Batch Number	Prepared or Analyzed	Analyst	Lab
Total/NA	Prep	PrecSep-21			463216	03/05/20 12:49	MNH	TAL SL
Total/NA	Analysis	9315		1	465844	03/27/20 06:48	AJD	TAL SL
Total/NA	Prep	PrecSep_0			463217	03/05/20 13:02	MNH	TAL SL
Total/NA	Analysis	9320		1	465272	03/23/20 18:37	CJQ	TAL SL
Total/NA	Analysis	Ra226_Ra228		1	466085	03/30/20 06:56	SMP	TAL SL

Client Sample ID: BA04173 MW-32V
Date Collected: 02/26/20 14:48
Date Received: 03/02/20 15:15

Lab Sample ID: 400-184711-44
Matrix: Water

Prep Type	Batch Type	Batch Method	Run	Dilution Factor	Batch Number	Prepared or Analyzed	Analyst	Lab
Total/NA	Prep	PrecSep-21			463216	03/05/20 12:49	MNH	TAL SL
Total/NA	Analysis	9315		1	465844	03/27/20 06:48	AJD	TAL SL
Total/NA	Prep	PrecSep_0			463217	03/05/20 13:02	MNH	TAL SL
Total/NA	Analysis	9320		1	465272	03/23/20 18:37	CJQ	TAL SL
Total/NA	Analysis	Ra226_Ra228		1	466085	03/30/20 06:56	SMP	TAL SL

Laboratory References:

TAL SL = Eurofins TestAmerica, St. Louis, 13715 Rider Trail North, Earth City, MO 63045, TEL (314)298-8566

Rad

Prep Batch: 463132

Lab Sample ID	Client Sample ID	Prep Type	Matrix	Method	Prep Batch
400-184711-1	BA03463 MW-9	Total/NA	Water	PrecSep-21	
400-184711-2	BA03464 MW-10	Total/NA	Water	PrecSep-21	
400-184711-3	BA03465 MW-11	Total/NA	Water	PrecSep-21	
400-184711-4	BA03466 MW-11 DUP	Total/NA	Water	PrecSep-21	
400-184711-5	BA03467 FB-1	Total/NA	Water	PrecSep-21	
400-184711-6	BA03468 MW-12	Total/NA	Water	PrecSep-21	
400-184711-7	BA03469 MW-4	Total/NA	Water	PrecSep-21	
400-184711-8	BA03658 MW-19	Total/NA	Water	PrecSep-21	
400-184711-9	BA03659 MW-13	Total/NA	Water	PrecSep-21	
400-184711-10	BA03660 MW-14	Total/NA	Water	PrecSep-21	
400-184711-11	BA03661 MW-34V	Total/NA	Water	PrecSep-21	
400-184711-12	BA03662 MW-30H	Total/NA	Water	PrecSep-21	
400-184711-13	BA03663 MW-26	Total/NA	Water	PrecSep-21	
400-184711-14	BA03664 MW-23D	Total/NA	Water	PrecSep-21	
400-184711-15	BA03665 MW-23S	Total/NA	Water	PrecSep-21	
400-184711-16	BA03666 MW-3	Total/NA	Water	PrecSep-21	
MB 160-463132/22-A	Method Blank	Total/NA	Water	PrecSep-21	
LCS 160-463132/1-A	Lab Control Sample	Total/NA	Water	PrecSep-21	
400-184711-2 MS	BA03464 MW-10	Total/NA	Water	PrecSep-21	
400-184711-2 MSD	BA03464 MW-10	Total/NA	Water	PrecSep-21	
400-184711-16 MS	BA03666 MW-3	Total/NA	Water	PrecSep-21	
400-184711-16 MSD	BA03666 MW-3	Total/NA	Water	PrecSep-21	

Prep Batch: 463171

Lab Sample ID	Client Sample ID	Prep Type	Matrix	Method	Prep Batch
400-184711-1	BA03463 MW-9	Total/NA	Water	PrecSep_0	
400-184711-2	BA03464 MW-10	Total/NA	Water	PrecSep_0	
400-184711-3	BA03465 MW-11	Total/NA	Water	PrecSep_0	
400-184711-4	BA03466 MW-11 DUP	Total/NA	Water	PrecSep_0	
400-184711-5	BA03467 FB-1	Total/NA	Water	PrecSep_0	
400-184711-6	BA03468 MW-12	Total/NA	Water	PrecSep_0	
400-184711-7	BA03469 MW-4	Total/NA	Water	PrecSep_0	
400-184711-8	BA03658 MW-19	Total/NA	Water	PrecSep_0	
400-184711-9	BA03659 MW-13	Total/NA	Water	PrecSep_0	
400-184711-10	BA03660 MW-14	Total/NA	Water	PrecSep_0	
400-184711-11	BA03661 MW-34V	Total/NA	Water	PrecSep_0	
400-184711-12	BA03662 MW-30H	Total/NA	Water	PrecSep_0	
400-184711-13	BA03663 MW-26	Total/NA	Water	PrecSep_0	
400-184711-14	BA03664 MW-23D	Total/NA	Water	PrecSep_0	
400-184711-15	BA03665 MW-23S	Total/NA	Water	PrecSep_0	
400-184711-16	BA03666 MW-3	Total/NA	Water	PrecSep_0	
MB 160-463171/22-A	Method Blank	Total/NA	Water	PrecSep_0	
LCS 160-463171/1-A	Lab Control Sample	Total/NA	Water	PrecSep_0	
400-184711-2 MS	BA03464 MW-10	Total/NA	Water	PrecSep_0	
400-184711-2 MSD	BA03464 MW-10	Total/NA	Water	PrecSep_0	
400-184711-16 MS	BA03666 MW-3	Total/NA	Water	PrecSep_0	
400-184711-16 MSD	BA03666 MW-3	Total/NA	Water	PrecSep_0	

Prep Batch: 463182

Lab Sample ID	Client Sample ID	Prep Type	Matrix	Method	Prep Batch
400-184711-17	BA03667 FB-3	Total/NA	Water	PrecSep-21	

Rad (Continued)

Prep Batch: 463182 (Continued)

Lab Sample ID	Client Sample ID	Prep Type	Matrix	Method	Prep Batch
400-184711-18	BA04054 MW-20V	Total/NA	Water	PrecSep-21	
400-184711-19	BA04055 MW-20V DUP	Total/NA	Water	PrecSep-21	
400-184711-20	BA04056 MW-20SV	Total/NA	Water	PrecSep-21	
400-184711-21	BA04057 MW-20	Total/NA	Water	PrecSep-21	
400-184711-22	BA04058 MW-18	Total/NA	Water	PrecSep-21	
400-184711-23	BA04059 FB-2	Total/NA	Water	PrecSep-21	
400-184711-24	BA04072 MW-27	Total/NA	Water	PrecSep-21	
400-184711-25	BA04073 MW-27 DUP	Total/NA	Water	PrecSep-21	
400-184711-26	BA04074 MW-15R	Total/NA	Water	PrecSep-21	
400-184711-27	BA04075 MW-33V	Total/NA	Water	PrecSep-21	
400-184711-28	BA04076 MW-8	Total/NA	Water	PrecSep-21	
400-184711-29	BA04077 EB-1	Total/NA	Water	PrecSep-21	
400-184711-30	BA04078 MW-7	Total/NA	Water	PrecSep-21	
400-184711-31	BA04079 MW-6	Total/NA	Water	PrecSep-21	
400-184711-32	BA04080 MW-21	Total/NA	Water	PrecSep-21	
400-184711-33	BA04081 MW-22	Total/NA	Water	PrecSep-21	
400-184711-34	BA04082 MW-5	Total/NA	Water	PrecSep-21	
MB 160-463182/22-A	Method Blank	Total/NA	Water	PrecSep-21	
LCS 160-463182/1-A	Lab Control Sample	Total/NA	Water	PrecSep-21	
400-184711-20 MS	BA04056 MW-20SV	Total/NA	Water	PrecSep-21	
400-184711-20 MSD	BA04056 MW-20SV	Total/NA	Water	PrecSep-21	

Prep Batch: 463187

Lab Sample ID	Client Sample ID	Prep Type	Matrix	Method	Prep Batch
400-184711-17	BA03667 FB-3	Total/NA	Water	PrecSep_0	
400-184711-18	BA04054 MW-20V	Total/NA	Water	PrecSep_0	
400-184711-19	BA04055 MW-20V DUP	Total/NA	Water	PrecSep_0	
400-184711-20	BA04056 MW-20SV	Total/NA	Water	PrecSep_0	
400-184711-21	BA04057 MW-20	Total/NA	Water	PrecSep_0	
400-184711-22	BA04058 MW-18	Total/NA	Water	PrecSep_0	
400-184711-23	BA04059 FB-2	Total/NA	Water	PrecSep_0	
400-184711-24	BA04072 MW-27	Total/NA	Water	PrecSep_0	
400-184711-25	BA04073 MW-27 DUP	Total/NA	Water	PrecSep_0	
400-184711-26	BA04074 MW-15R	Total/NA	Water	PrecSep_0	
400-184711-27	BA04075 MW-33V	Total/NA	Water	PrecSep_0	
400-184711-28	BA04076 MW-8	Total/NA	Water	PrecSep_0	
400-184711-29	BA04077 EB-1	Total/NA	Water	PrecSep_0	
400-184711-30	BA04078 MW-7	Total/NA	Water	PrecSep_0	
400-184711-31	BA04079 MW-6	Total/NA	Water	PrecSep_0	
400-184711-32	BA04080 MW-21	Total/NA	Water	PrecSep_0	
400-184711-33	BA04081 MW-22	Total/NA	Water	PrecSep_0	
400-184711-34	BA04082 MW-5	Total/NA	Water	PrecSep_0	
MB 160-463187/22-A	Method Blank	Total/NA	Water	PrecSep_0	
LCS 160-463187/1-A	Lab Control Sample	Total/NA	Water	PrecSep_0	
400-184711-20 MS	BA04056 MW-20SV	Total/NA	Water	PrecSep_0	
400-184711-20 MSD	BA04056 MW-20SV	Total/NA	Water	PrecSep_0	

Prep Batch: 463216

Lab Sample ID	Client Sample ID	Prep Type	Matrix	Method	Prep Batch
400-184711-35	BA04083 FB-4	Total/NA	Water	PrecSep-21	
400-184711-36	BA04165 MW-16V	Total/NA	Water	PrecSep-21	

Rad (Continued)

Prep Batch: 463216 (Continued)

Lab Sample ID	Client Sample ID	Prep Type	Matrix	Method	Prep Batch
400-184711-37	BA04166 MW-16	Total/NA	Water	PrecSep-21	
400-184711-38	BA04167 MW-28H	Total/NA	Water	PrecSep-21	
400-184711-39	BA04168 MW-28H DUP	Total/NA	Water	PrecSep-21	
400-184711-40	BA04169 MW-29H	Total/NA	Water	PrecSep-21	
400-184711-41	BA04170 MW-17	Total/NA	Water	PrecSep-21	
400-184711-42	BA04171 MW-17SV	Total/NA	Water	PrecSep-21	
400-184711-43	BA04172 MW-17V	Total/NA	Water	PrecSep-21	
400-184711-44	BA04173 MW-32V	Total/NA	Water	PrecSep-21	
MB 160-463216/14-A	Method Blank	Total/NA	Water	PrecSep-21	
LCS 160-463216/1-A	Lab Control Sample	Total/NA	Water	PrecSep-21	
LCSD 160-463216/2-A	Lab Control Sample Dup	Total/NA	Water	PrecSep-21	

Prep Batch: 463217

Lab Sample ID	Client Sample ID	Prep Type	Matrix	Method	Prep Batch
400-184711-35	BA04083 FB-4	Total/NA	Water	PrecSep_0	
400-184711-36	BA04165 MW-16V	Total/NA	Water	PrecSep_0	
400-184711-37	BA04166 MW-16	Total/NA	Water	PrecSep_0	
400-184711-38	BA04167 MW-28H	Total/NA	Water	PrecSep_0	
400-184711-39	BA04168 MW-28H DUP	Total/NA	Water	PrecSep_0	
400-184711-40	BA04169 MW-29H	Total/NA	Water	PrecSep_0	
400-184711-41	BA04170 MW-17	Total/NA	Water	PrecSep_0	
400-184711-42	BA04171 MW-17SV	Total/NA	Water	PrecSep_0	
400-184711-43	BA04172 MW-17V	Total/NA	Water	PrecSep_0	
400-184711-44	BA04173 MW-32V	Total/NA	Water	PrecSep_0	
MB 160-463217/14-A	Method Blank	Total/NA	Water	PrecSep_0	
LCS 160-463217/1-A	Lab Control Sample	Total/NA	Water	PrecSep_0	
LCSD 160-463217/2-A	Lab Control Sample Dup	Total/NA	Water	PrecSep_0	

Method: 9315 - Radium-226 (GFPC)

Lab Sample ID: MB 160-463132/22-A
Matrix: Water
Analysis Batch: 465844

Client Sample ID: Method Blank
Prep Type: Total/NA
Prep Batch: 463132

Analyte	MB Result	MB Qualifier	Count Uncert. (2σ+/-)	Total Uncert. (2σ+/-)	RL	MDC	Unit	Prepared	Analyzed	Dil Fac
Radium-226	0.1629	U	0.128	0.129	1.00	0.180	pCi/L	03/05/20 07:23	03/27/20 06:46	1

Carrier	*MB %Yield*	*MB Qualifier*	*Limits*	*Prepared*	*Analyzed*	*Dil Fac*
Ba Carrier	*95.0*		*40 - 110*	*03/05/20 07:23*	*03/27/20 06:46*	*1*

Lab Sample ID: LCS 160-463132/1-A
Matrix: Water
Analysis Batch: 465844

Client Sample ID: Lab Control Sample
Prep Type: Total/NA
Prep Batch: 463132

Analyte			Spike Added	LCS Result	LCS Qual	Total Uncert. (2σ+/-)	RL	MDC	Unit	%Rec	%Rec. Limits		
Radium-226			15.1	11.55		1.32	1.00	0.134	pCi/L	76	75 - 125		

Carrier	*LCS %Yield*	*LCS Qualifier*	*Limits*
Ba Carrier	*102*		*40 - 110*

Lab Sample ID: 400-184711-2 MS
Matrix: Water
Analysis Batch: 465844

Client Sample ID: BA03464 MW-10
Prep Type: Total/NA
Prep Batch: 463132

Analyte	Sample Result	Sample Qual	Spike Added	MS Result	MS Qual	Total Uncert. (2σ+/-)	RL	MDC	Unit	%Rec	%Rec. Limits		
Radium-226	0.101	U	15.2	13.55		1.52	1.00	0.178	pCi/L	89	75 - 138		

Carrier	*MS %Yield*	*MS Qualifier*	*Limits*
Ba Carrier	*94.7*		*40 - 110*

Lab Sample ID: 400-184711-2 MSD
Matrix: Water
Analysis Batch: 465844

Client Sample ID: BA03464 MW-10
Prep Type: Total/NA
Prep Batch: 463132

Analyte	Sample Result	Sample Qual	Spike Added	MSD Result	MSD Qual	Total Uncert. (2σ+/-)	RL	MDC	Unit	%Rec	%Rec. Limits	RER	RER Limit
Radium-226	0.101	U	15.1	12.70		1.44	1.00	0.248	pCi/L	83	75 - 138	0.28	1

Carrier	*MSD %Yield*	*MSD Qualifier*	*Limits*
Ba Carrier	*96.9*		*40 - 110*

Lab Sample ID: 400-184711-16 MS
Matrix: Water
Analysis Batch: 465844

Client Sample ID: BA03666 MW-3
Prep Type: Total/NA
Prep Batch: 463132

Analyte	Sample Result	Sample Qual	Spike Added	MS Result	MS Qual	Total Uncert. (2σ+/-)	RL	MDC	Unit	%Rec	%Rec. Limits		
Radium-226	0.0922	U	15.1	12.36		1.40	1.00	0.199	pCi/L	81	75 - 138		

Method: 9315 - Radium-226 (GFPC) (Continued)

Lab Sample ID: 400-184711-16 MS
Matrix: Water
Analysis Batch: 465844

Client Sample ID: BA03666 MW-3
Prep Type: Total/NA
Prep Batch: 463132

Carrier	MS %Yield	MS Qualifier	Limits
Ba Carrier	103		40 - 110

Lab Sample ID: 400-184711-16 MSD
Matrix: Water
Analysis Batch: 465844

Client Sample ID: BA03666 MW-3
Prep Type: Total/NA
Prep Batch: 463132

Analyte	Sample Result	Sample Qual	Spike Added	MSD Result	MSD Qual	Total Uncert. (2σ+/-)	RL	MDC	Unit	%Rec	%Rec. Limits	RER	RER Limit
Radium-226	0.0922	U	15.1	12.90		1.47	1.00	0.148	pCi/L	85	75 - 138	0.19	1

Carrier	MSD %Yield	MSD Qualifier	Limits
Ba Carrier	89.0		40 - 110

Lab Sample ID: MB 160-463182/22-A
Matrix: Water
Analysis Batch: 465897

Client Sample ID: Method Blank
Prep Type: Total/NA
Prep Batch: 463182

Analyte	MB Result	MB Qualifier	Count Uncert. (2σ+/-)	Total Uncert. (2σ+/-)	RL	MDC	Unit	Prepared	Analyzed	Dil Fac
Radium-226	0.06304	U	0.113	0.114	1.00	0.202	pCi/L	03/05/20 09:11	03/27/20 08:25	1

Carrier	MB %Yield	MB Qualifier	Limits	Prepared	Analyzed	Dil Fac
Ba Carrier	98.4		40 - 110	03/05/20 09:11	03/27/20 08:25	1

Lab Sample ID: LCS 160-463182/1-A
Matrix: Water
Analysis Batch: 465897

Client Sample ID: Lab Control Sample
Prep Type: Total/NA
Prep Batch: 463182

Analyte			Spike Added	LCS Result	LCS Qual	Total Uncert. (2σ+/-)	RL	MDC	Unit	%Rec	%Rec. Limits		
Radium-226			15.1	12.25		1.39	1.00	0.241	pCi/L	81	75 - 125		

Carrier	LCS %Yield	LCS Qualifier	Limits
Ba Carrier	101		40 - 110

Lab Sample ID: 400-184711-20 MS
Matrix: Water
Analysis Batch: 465897

Client Sample ID: BA04056 MW-20SV
Prep Type: Total/NA
Prep Batch: 463182

Analyte	Sample Result	Sample Qual	Spike Added	MS Result	MS Qual	Total Uncert. (2σ+/-)	RL	MDC	Unit	%Rec	%Rec. Limits		
Radium-226	0.549		15.2	13.10		1.47	1.00	0.200	pCi/L	83	75 - 138		

Carrier	MS %Yield	MS Qualifier	Limits
Ba Carrier	101		40 - 110

Method: 9315 - Radium-226 (GFPC) (Continued)

Lab Sample ID: 400-184711-20 MSD
Matrix: Water
Analysis Batch: 465897

Client Sample ID: BA04056 MW-20SV
Prep Type: Total/NA
Prep Batch: 463182

Analyte	Sample Result	Sample Qual	Spike Added	MSD Result	MSD Qual	Total Uncert. (2σ+/-)	RL	MDC	Unit	%Rec	%Rec. Limits	RER	RER Limit
Radium-226	0.549		15.1	12.31		1.41	1.00	0.206	pCi/L	78	75 - 138	0.28	1

Carrier	*MSD %Yield*	*MSD Qualifier*	*Limits*
Ba Carrier	*94.3*		*40 - 110*

Lab Sample ID: MB 160-463216/14-A
Matrix: Water
Analysis Batch: 465844

Client Sample ID: Method Blank
Prep Type: Total/NA
Prep Batch: 463216

Analyte	MB Result	MB Qualifier	Count Uncert. (2σ+/-)	Total Uncert. (2σ+/-)	RL	MDC	Unit	Prepared	Analyzed	Dil Fac
Radium-226	0.003851	U	0.0807	0.0807	1.00	0.169	pCi/L	03/05/20 12:49	03/27/20 06:48	1

Carrier	*MB %Yield*	*MB Qualifier*	*Limits*	*Prepared*	*Analyzed*	*Dil Fac*
Ba Carrier	*94.7*		*40 - 110*	*03/05/20 12:49*	*03/27/20 06:48*	*1*

Lab Sample ID: LCS 160-463216/1-A
Matrix: Water
Analysis Batch: 465844

Client Sample ID: Lab Control Sample
Prep Type: Total/NA
Prep Batch: 463216

Analyte			Spike Added	LCS Result	LCS Qual	Total Uncert. (2σ+/-)	RL	MDC	Unit	%Rec	%Rec. Limits		
Radium-226			15.1	12.83		1.41	1.00	0.151	pCi/L	85	75 - 125		

Carrier	*LCS %Yield*	*LCS Qualifier*	*Limits*
Ba Carrier	*98.1*		*40 - 110*

Lab Sample ID: LCSD 160-463216/2-A
Matrix: Water
Analysis Batch: 465844

Client Sample ID: Lab Control Sample Dup
Prep Type: Total/NA
Prep Batch: 463216

Analyte			Spike Added	LCSD Result	LCSD Qual	Total Uncert. (2σ+/-)	RL	MDC	Unit	%Rec	%Rec. Limits	RER	RER Limit
Radium-226			15.1	11.99		1.35	1.00	0.158	pCi/L	79	75 - 125	0.30	1

Carrier	*LCSD %Yield*	*LCSD Qualifier*	*Limits*
Ba Carrier	*90.9*		*40 - 110*

Method: 9320 - Radium-228 (GFPC)

Lab Sample ID: MB 160-463171/22-A
Matrix: Water
Analysis Batch: 465431

Client Sample ID: Method Blank
Prep Type: Total/NA
Prep Batch: 463171

Analyte	MB Result	MB Qualifier	Count Uncert. (2σ+/-)	Total Uncert. (2σ+/-)	RL	MDC	Unit	Prepared	Analyzed	Dil Fac
Radium-228	0.3521	U	0.286	0.288	1.00	0.451	pCi/L	03/05/20 07:47	03/24/20 19:25	1

Method: 9320 - Radium-228 (GFPC) (Continued)

Carrier	MB %Yield	MB Qualifier	Limits	Prepared	Analyzed	Dil Fac
Ba Carrier	95.0		40 - 110	03/05/20 07:47	03/24/20 19:25	1
Y Carrier	88.6		40 - 110	03/05/20 07:47	03/24/20 19:25	1

Lab Sample ID: LCS 160-463171/1-A — **Client Sample ID: Lab Control Sample**
Matrix: Water — **Prep Type: Total/NA**
Analysis Batch: 465424 — **Prep Batch: 463171**

Analyte			Spike Added	LCS Result	LCS Qual	Total Uncert. (2σ+/-)	RL	MDC	Unit	%Rec	%Rec. Limits		
Radium-228			12.0	11.01		1.32	1.00	0.518	pCi/L	92	75 - 125		

Carrier	LCS %Yield	LCS Qualifier	Limits
Ba Carrier	102		40 - 110
Y Carrier	82.2		40 - 110

Lab Sample ID: 400-184711-2 MS — **Client Sample ID: BA03464 MW-10**
Matrix: Water — **Prep Type: Total/NA**
Analysis Batch: 465424 — **Prep Batch: 463171**

Analyte	Sample Result	Sample Qual	Spike Added	MS Result	MS Qual	Total Uncert. (2σ+/-)	RL	MDC	Unit	%Rec	%Rec. Limits		
Radium-228	0.278	U	12.0	10.50		1.31	1.00	0.625	pCi/L	85	45 - 150		

Carrier	MS %Yield	MS Qualifier	Limits
Ba Carrier	94.7		40 - 110
Y Carrier	79.6		40 - 110

Lab Sample ID: 400-184711-2 MSD — **Client Sample ID: BA03464 MW-10**
Matrix: Water — **Prep Type: Total/NA**
Analysis Batch: 465424 — **Prep Batch: 463171**

Analyte	Sample Result	Sample Qual	Spike Added	MSD Result	MSD Qual	Total Uncert. (2σ+/-)	RL	MDC	Unit	%Rec	%Rec. Limits	RER	RER Limit
Radium-228	0.278	U	12.0	10.62		1.32	1.00	0.617	pCi/L	86	45 - 150	0.05	1

Carrier	MSD %Yield	MSD Qualifier	Limits
Ba Carrier	96.9		40 - 110
Y Carrier	78.1		40 - 110

Lab Sample ID: 400-184711-16 MS — **Client Sample ID: BA03666 MW-3**
Matrix: Water — **Prep Type: Total/NA**
Analysis Batch: 465431 — **Prep Batch: 463171**

Analyte	Sample Result	Sample Qual	Spike Added	MS Result	MS Qual	Total Uncert. (2σ+/-)	RL	MDC	Unit	%Rec	%Rec. Limits		
Radium-228	0.326	U	12.0	9.894		1.21	1.00	0.491	pCi/L	80	45 - 150		

Carrier	MS %Yield	MS Qualifier	Limits
Ba Carrier	103		40 - 110
Y Carrier	84.5		40 - 110

Method: 9320 - Radium-228 (GFPC) (Continued)

Lab Sample ID: 400-184711-16 MSD
Matrix: Water
Analysis Batch: 465431

Client Sample ID: BA03666 MW-3
Prep Type: Total/NA
Prep Batch: 463171

Analyte	Sample Result	Sample Qual	Spike Added	MSD Result	MSD Qual	Total Uncert. (2σ+/-)	RL	MDC	Unit	%Rec	%Rec. Limits	RER	RER Limit
Radium-228	0.326	U	12.0	10.77		1.33	1.00	0.577	pCi/L	87	45 - 150	0.34	1

Carrier	*MSD %Yield*	*MSD Qualifier*	*Limits*
Ba Carrier	*89.0*		*40 - 110*
Y Carrier	*85.6*		*40 - 110*

Lab Sample ID: MB 160-463187/22-A
Matrix: Water
Analysis Batch: 465424

Client Sample ID: Method Blank
Prep Type: Total/NA
Prep Batch: 463187

Analyte	MB Result	MB Qualifier	Count Uncert. (2σ+/-)	Total Uncert. (2σ+/-)	RL	MDC	Unit	Prepared	Analyzed	Dil Fac
Radium-228	0.3741	U	0.333	0.335	1.00	0.536	pCi/L	03/05/20 09:33	03/24/20 19:12	1

Carrier	*MB %Yield*	*MB Qualifier*	*Limits*	*Prepared*	*Analyzed*	*Dil Fac*
Ba Carrier	*98.4*		*40 - 110*	*03/05/20 09:33*	*03/24/20 19:12*	*1*
Y Carrier	*90.5*		*40 - 110*	*03/05/20 09:33*	*03/24/20 19:12*	*1*

Lab Sample ID: LCS 160-463187/1-A
Matrix: Water
Analysis Batch: 465427

Client Sample ID: Lab Control Sample
Prep Type: Total/NA
Prep Batch: 463187

Analyte			Spike Added	LCS Result	LCS Qual	Total Uncert. (2σ+/-)	RL	MDC	Unit	%Rec	%Rec. Limits		
Radium-228			12.0	9.100		1.11	1.00	0.484	pCi/L	76	75 - 125		

Carrier	*LCS %Yield*	*LCS Qualifier*	*Limits*
Ba Carrier	*101*		*40 - 110*
Y Carrier	*90.8*		*40 - 110*

Lab Sample ID: 400-184711-20 MS
Matrix: Water
Analysis Batch: 465427

Client Sample ID: BA04056 MW-20SV
Prep Type: Total/NA
Prep Batch: 463187

Analyte	Sample Result	Sample Qual	Spike Added	MS Result	MS Qual	Total Uncert. (2σ+/-)	RL	MDC	Unit	%Rec	%Rec. Limits		
Radium-228	0.376	U	12.0	9.077		1.10	1.00	0.455	pCi/L	72	45 - 150		

Carrier	*MS %Yield*	*MS Qualifier*	*Limits*
Ba Carrier	*101*		*40 - 110*
Y Carrier	*93.5*		*40 - 110*

Method: 9320 - Radium-228 (GFPC) (Continued)

Lab Sample ID: 400-184711-20 MSD
Matrix: Water
Analysis Batch: 465427

Client Sample ID: BA04056 MW-20SV
Prep Type: Total/NA
Prep Batch: 463187

Analyte	Sample Result	Sample Qual	Spike Added	MSD Result	MSD Qual	Total Uncert. (2σ+/-)	RL	MDC	Unit	%Rec	%Rec. Limits	RER	RER Limit
Radium-228	0.376	U	12.0	8.456		1.06	1.00	0.477	pCi/L	67	45 - 150	0.29	1

Carrier	*MSD %Yield*	*MSD Qualifier*	*Limits*
Ba Carrier	*94.3*		*40 - 110*
Y Carrier	*93.8*		*40 - 110*

Lab Sample ID: MB 160-463217/14-A
Matrix: Water
Analysis Batch: 465272

Client Sample ID: Method Blank
Prep Type: Total/NA
Prep Batch: 463217

Analyte	MB Result	MB Qualifier	Count Uncert. (2σ+/-)	Total Uncert. (2σ+/-)	RL	MDC	Unit	Prepared	Analyzed	Dil Fac
Radium-228	0.2711	U	0.365	0.366	1.00	0.609	pCi/L	03/05/20 13:02	03/23/20 18:37	1

Carrier	*MB %Yield*	*MB Qualifier*	*Limits*	*Prepared*	*Analyzed*	*Dil Fac*
Ba Carrier	*94.7*		*40 - 110*	*03/05/20 13:02*	*03/23/20 18:37*	*1*
Y Carrier	*75.1*		*40 - 110*	*03/05/20 13:02*	*03/23/20 18:37*	*1*

Lab Sample ID: LCS 160-463217/1-A
Matrix: Water
Analysis Batch: 465308

Client Sample ID: Lab Control Sample
Prep Type: Total/NA
Prep Batch: 463217

Analyte			Spike Added	LCS Result	LCS Qual	Total Uncert. (2σ+/-)	RL	MDC	Unit	%Rec	%Rec. Limits		
Radium-228			12.0	9.190		1.14	1.00	0.502	pCi/L	77	75 - 125		

Carrier	*LCS %Yield*	*LCS Qualifier*	*Limits*
Ba Carrier	*98.1*		*40 - 110*
Y Carrier	*90.5*		*40 - 110*

Lab Sample ID: LCSD 160-463217/2-A
Matrix: Water
Analysis Batch: 465308

Client Sample ID: Lab Control Sample Dup
Prep Type: Total/NA
Prep Batch: 463217

Analyte			Spike Added	LCSD Result	LCSD Qual	Total Uncert. (2σ+/-)	RL	MDC	Unit	%Rec	%Rec. Limits	RER	RER Limit
Radium-228			12.0	9.010		1.13	1.00	0.487	pCi/L	75	75 - 125	0.08	1

Carrier	*LCSD %Yield*	*LCSD Qualifier*	*Limits*
Ba Carrier	*90.9*		*40 - 110*
Y Carrier	*91.6*		*40 - 110*

TestAmerica Pensacola
3355 McLemore Drive
Pensacola, FL 32514
Phone (850) 474-1001 Fax (850) 478-2671

Chain of Custody Record

TestAmerica
THE LEADER IN ENVIRONMENTAL TESTING

Client Information (Sub Contract Lab)	Sampler: TJ Daugherty	Lab PM: Whitmire, Cheyenne R	Carrier Tracking No(s):	COC No: 400-56525-24537.1
Client Contact: Laura Midkif	Phone:	E-Mail: cheyenne.whitmire@testamericainc.com	State of Origin: Alabama	Page: Page 1 of 7
Company: Alabama Power General Test Laboratory		Accreditations Required (See note):		Job #:
Address: 744 County Rd 87 GSC#8	Due Date Requested:			
City: Calera	TAT Requested (days): Routine			
State, Zip: AL, 35040				
Phone: 205-664-6197	PO #:			
Email: lbmidkif@southernco.com	WO #:			
Project Name: CCR	Project #: 40007143			
Site: Gaston Ash Pond 1263	SSOW#:			

Analysis Requested

400-184711 COC

Preservation Codes:

A - HCL	M - Hexane
B - NaOH	N - None
C - Zn Acetate	O - AsNaO2
D - Nitric Acid	P - Na2O4S
E - NaHSO4	Q - Na2SO3
F - MeOH	R - Na2S2O3
G - Amchlor	S - H2SO4
H - Ascorbic Acid	T - TSP Dodecahydrate
I - Ice	U - Acetone
J - DI Water	V - MCAA
K - EDTA	W - pH 4-5
L - EDA	Z - other (specify)

Other:

Sample Identification - Client ID (Lab ID)	Sample Date	Sample Time	Sample Type (C=comp, G=grab)	Matrix (W=water, S=solid, O=waste/oil, BT=Tissue, A=Air)	Field Filtered Sample (Yes or No)	Perform MS/MSD (Yes or No)	SM 4500 F_C	SM 4500 Cl_E	SM 4500 SO4_E	9315_Ra226, 9320_Ra228, Ra226Ra228_GFPC	Total Number of containers	Special Instructions/Note:
			Preservation Code:									
BA03463	2/17/20	10:50	G	Water						X	1	MW-9
BA03464	2/17/20	12:58	G	Water		X				X	3	MW-10
BA03465	2/17/20	15:08	G	Water						X	1	MW-11
BA03466	2/17/20	15:08	G	Water						X	1	MW-11 DUP (Sample Duplicate)
BA03467	2/17/20	15:45	G	Water						X	1	FB-1 (Field Blank)
BA03468	2/18/20	11:15	G	Water						X	1	MW-12
BA03469	2/18/20	13:15	G	Water						X	1	MW-4

Note: Since laboratory accreditations are subject to change, TestAmerica Laboratories, Inc. places the ownership of method, analyte & accreditation compliance upon out subcontract laboratories. This sample shipment is forwarded under chain-of-custody. If the laboratory does not currently maintain accreditation in the State of Origin listed above for analysis/tests/matrix being analyzed, the samples must be shipped back to the TestAmerica laboratory or other instructions will be provided. Any changes to accreditation status should be brought to TestAmerica Laboratories, Inc. attention immediately. If all requested accreditations are current to date, return the signed Chain of Custody attesting to said complicance to TestAmerica Laboratories, Inc.

Possible Hazard Identification	Sample Disposal (A fee may be assessed if samples are retained longer than 1 month)
Unconfirmed	☐ Return To Client ☐ Disposal By Lab ☐ Archive For ____ Months
Deliverable Requested: I, II, III, IV, Other (specify)	Special Instructions/QC Requirements:

43599

Empty Kit Relinquished by:	Date:	Time:	Method of Shipment:		
Relinquished by: Laura Midkiff	Date/Time: 2/27/2020 11:30	Company: Water APC	Received by:	Date/Time: 3/2/20 1515	Company: TALS
Relinquished by:	Date/Time:	Company	Received by:	Date/Time:	Company
Relinquished by:	Date/Time:	Company	Received by:	Date/Time:	Company
Custody Seals Intact: ☐ Custody Seal No.:			Cooler Temperature(s) °C and Other Remarks: 18.2°C, 18.0°C, 18.7°C, 18.9°C IR 8		

Ver: 09/20/2016

TestAmerica Pensacola
3355 McLemore Drive
Pensacola, FL 32514
Phone (850) 474-1001 Fax (850) 478-2671

Chain of Custody Record

TestAmerica
THE LEADER IN ENVIRONMENTAL TESTING

Client Information (Sub Contract Lab)	Sampler: Anthony Goggins	Lab PM: Whitmire, Cheyenne R	Carrier Tracking No(s):	COC No: 400-56525-24537.1
Client Contact: Laura Midkif	Phone:	E-Mail: cheyenne.whitmire@testamericainc.com	State of Origin: Alabama	Page: Page 2 of 7
Company: Alabama Power General Test Laboratory		Accreditations Required (See note):		Job #:
Address: 744 County Rd 87 GSC#8	Due Date Requested:			
City: Calera	TAT Requested (days): Routine			
State, Zip: AL, 35040				
Phone: 205-664-6197	PO #:			
Email: lbmidkif@southernco.com	WO #:			
Project Name: CCR	Project #: 40007143			
Site: Gaston Ash Pond 1263	SSOW#:			

Analysis Requested

Preservation Codes:

A - HCL	M - Hexane
B - NaOH	N - None
C - Zn Acetate	O - AsNaO2
D - Nitric Acid	P - Na2O4S
E - NaHSO4	Q - Na2SO3
F - MeOH	R - Na2S2O3
G - Amchlor	S - H2SO4
H - Ascorbic Acid	T - TSP Dodecahydrate
I - Ice	U - Acetone
J - DI Water	V - MCAA
K - EDTA	W - pH 4-5
L - EDA	Z - other (specify)

Other:

Sample Identification - Client ID (Lab ID)	Sample Date	Sample Time	Sample Type (C=comp, G=grab)	Matrix (W=water, S=solid, O=waste/oil, BT=Tissue, A=Air)	Field Filtered Sample (Yes or No)	Perform MS/MSD (Yes or No)	SM 4500 F_C	SM 4500 Cl_E	SM 4500 SO4_E	9315_Ra226, 9320_Ra228, Ra226Ra228_GFPC	Total Number of containers	Special Instructions/Note:
			Preservation Code:									
BA03658	2/18/20	12:10	G	Water						X	1	MW-19

Note: Since laboratory accreditations are subject to change, TestAmerica Laboratories, Inc. places the ownership of method, analyte & accreditation compliance upon out subcontract laboratories. This sample shipment is forwarded under chain-of-custody. If the laboratory does not currently maintain accreditation in the State of Origin listed above for analysis/tests/matrix being analyzed, the samples must be shipped back to the TestAmerica laboratory or other instructions will be provided. Any changes to accreditation status should be brought to TestAmerica Laboratories, Inc. attention immediately. If all requested accreditations are current to date, return the signed Chain of Custody attesting to said complicance to TestAmerica Laboratories, Inc.

Possible Hazard Identification	Sample Disposal (A fee may be assessed if samples are retained longer than 1 month)
Unconfirmed	☐ Return To Client ☐ Disposal By Lab ☐ Archive For _____ Months
Deliverable Requested: I, II, III, IV, Other (specify)	Special Instructions/QC Requirements:

43599

Empty Kit Relinquished by:	Date:	Time:	Method of Shipment:		
Relinquished by: Laura Midkiff	Date/Time: 2/27/2020 11:30	Company: Water APC	Received by:	Date/Time: 3/2/20 1515	Company: TAPEN
Relinquished by:	Date/Time:	Company	Received by:	Date/Time:	Company
Relinquished by:	Date/Time:	Company	Received by:	Date/Time:	Company

Custody Seals Intact: | Custody Seal No.: | Cooler Temperature(s) °C and Other Remarks:

Ver: 09/20/2016

TestAmerica Pensacola
3355 McLemore Drive
Pensacola, FL 32514
Phone (850) 474-1001 Fax (850) 478-2671

Chain of Custody Record

TestAmerica
THE LEADER IN ENVIRONMENTAL TESTING

Client Information (Sub Contract Lab)	Sampler: TJ Daugherty	Lab PM: Whitmire, Cheyenne R	Carrier Tracking No(s):	COC No: 400-56525-24537.1
Client Contact: Laura Midkif	Phone:	E-Mail: cheyenne.whitmire@testamericainc.com	State of Origin: Alabama	Page: Page 3 of 7
Company: Alabama Power General Test Laboratory		Accreditations Required (See note):		Job #:
Address: 744 County Rd 87 GSC#8	Due Date Requested:			
City: Calera	TAT Requested (days): Routine			
State, Zip: AL, 35040				
Phone: 205-664-6197	PO #:			
Email: lbmidkif@southernco.com	WO #:			
Project Name: CCR	Project #: 40007143			
Site: Gaston Ash Pond 1263	SSOW#:			

Analysis Requested

Preservation Codes:

A - HCL	M - Hexane
B - NaOH	N - None
C - Zn Acetate	O - AsNaO2
D - Nitric Acid	P - Na2O4S
E - NaHSO4	Q - Na2SO3
F - MeOH	R - Na2S2O3
G - Amchlor	S - H2SO4
H - Ascorbic Acid	T - TSP Dodecahydrate
I - Ice	U - Acetone
J - DI Water	V - MCAA
K - EDTA	W - pH 4-5
L - EDA	Z - other (specify)

Other:

Sample Identification - Client ID (Lab ID)	Sample Date	Sample Time	Sample Type (C=comp, G=grab)	Matrix (W=water, S=solid, O=waste/oil, BT=Tissue, A=Air)	Field Filtered Sample (Yes or No)	Perform MS/MSD (Yes or No)	SM 4500 F_C	SM 4500 Cl_E	SM 4500 SO4_E	9315_Ra226, 9320_Ra228, Ra226Ra228_GFPC	Total Number of containers	Special Instructions/Note:
			Preservation Code:									
BA03659	2/19/20	09:25	G	Water						X	1	MW-13
BA03660	2/19/20	10:33	G	Water						X	1	MW-14
BA03661	2/19/20	15:10	G	Water						X	1	MW-34V
BA03662	2/19/20	17:03	G	Water						X	1	MW-30H

Note: Since laboratory accreditations are subject to change, TestAmerica Laboratories, Inc. places the ownership of method, analyte & accreditation compliance upon out subcontract laboratories. This sample shipment is forwarded under chain-of-custody. If the laboratory does not currently maintain accreditation in the State of Origin listed above for analysis/tests/matrix being analyzed, the samples must be shipped back to the TestAmerica laboratory or other instructions will be provided. Any changes to accreditation status should be brought to TestAmerica Laboratories, Inc. attention immediately. If all requested accreditations are current to date, return the signed Chain of Custody attesting to said complicance to TestAmerica Laboratories, Inc.

Possible Hazard Identification *Unconfirmed*	***Sample Disposal (A fee may be assessed if samples are retained longer than 1 month)*** ☐ *Return To Client* ☐ *Disposal By Lab* ☐ *Archive For* _____ *Months*
Deliverable Requested: I, II, III, IV, Other (specify)	43599 Special Instructions/QC Requirements:

Empty Kit Relinquished by:	Date:	Time:	Method of Shipment:		
Relinquished by: Laura Midkiff	Date/Time: 2/27/2020 11:30	Water APC	Received by:	Date/Time: 3/2/20 1575	Company: TAP
Relinquished by:	Date/Time:	Company	Received by:	Date/Time:	Company
Relinquished by:	Date/Time:	Company	Received by:	Date/Time:	Company
Custody Seals Intact:	Custody Seal No.:		Cooler Temperature(s) °C and Other Remarks:		

Ver: 09/20/2016

TestAmerica Pensacola
3355 McLemore Drive
Pensacola, FL 32514
Phone (850) 474-1001 Fax (850) 478-2671

Chain of Custody Record

TestAmerica
THE LEADER IN ENVIRONMENTAL TESTING

Client Information (Sub Contract Lab)	Sampler: Dallas Gentry	Lab PM: Whitmire, Cheyenne R	Carrier Tracking No(s):	COC No: 400-56525-24537.1
Client Contact: Laura Midkif	Phone:	E-Mail: cheyenne.whitmire@testamericainc.com	State of Origin: Alabama	Page: Page 4 of 7
Company: Alabama Power General Test Laboratory		Accreditations Required (See note):		Job #:
Address: 744 County Rd 87 GSC#8	Due Date Requested:			
City: Calera	TAT Requested (days): Routine			
State, Zip: AL, 35040				
Phone: 205-664-6197	PO #:			
Email: lbmidkif@southernco.com	WO #:			
Project Name: CCR	Project #: 40007143			
Site: Gaston Ash Pond 1263	SSOW#:			

Analysis Requested

Preservation Codes:

A - HCL	M - Hexane
B - NaOH	N - None
C - Zn Acetate	O - AsNaO2
D - Nitric Acid	P - Na2O4S
E - NaHSO4	Q - Na2SO3
F - MeOH	R - Na2S2O3
G - Amchlor	S - H2SO4
H - Ascorbic Acid	T - TSP Dodecahydrate
I - Ice	U - Acetone
J - DI Water	V - MCAA
K - EDTA	W - pH 4-5
L - EDA	Z - other (specify)

Other:

Sample Identification - Client ID (Lab ID)	Sample Date	Sample Time	Sample Type (C=comp, G=grab)	Matrix (W=water, S=solid, O=waste/oil, BT=Tissue, A=Air)	Field Filtered Sample (Yes or No)	Perform MS/MSD (Yes or No)	SM 4500 F_C	SM 4500 CL_E	SM 4500 SO4_E	9315_Ra226, 9320_Ra228, Ra226Ra228_GFPC	Total Number of containers	Special Instructions/Note:
			Preservation Code:									
BA03663	2/19/20	09:50	G	Water						X	1	MW-26
BA03664	2/19/20	11:15	G	Water						X	1	MW-23D
BA03665	2/19/20	12:18	G	Water						X	1	MW-23S
BA03666	2/19/20	14:25	G	Water		X				X	3	MW-3
BA03667	2/19/20	17:00	G	Water						X	1	FB-3 (Field Blank)

Note: Since laboratory accreditations are subject to change, TestAmerica Laboratories, Inc. places the ownership of method, analyte & accreditation compliance upon out subcontract laboratories. This sample shipment is forwarded under chain-of-custody. If the laboratory does not currently maintain accreditation in the State of Origin listed above for analysis/tests/matrix being analyzed, the samples must be shipped back to the TestAmerica laboratory or other instructions will be provided. Any changes to accreditation status should be brought to TestAmerica Laboratories, Inc. attention immediately. If all requested accreditations are current to date, return the signed Chain of Custody attesting to said complicance to TestAmerica Laboratories, Inc.

Possible Hazard Identification Unconfirmed	*Sample Disposal (A fee may be assessed if samples are retained longer than 1 month)* ☐ *Return To Client* ☐ *Disposal By Lab* ☐ *Archive For* _____ *Months*
Deliverable Requested: I, II, III, IV, Other (specify)	43599 Special Instructions/QC Requirements:

Empty Kit Relinquished by:	Date:	Time:	Method of Shipment:		
Relinquished by: Laura Midkiff	Date/Time: 2/27/2020 11:30	Company: Water APC	Received by:	Date/Time: 3/2/20 1515	Company: TAL
Relinquished by:	Date/Time:	Company	Received by:	Date/Time:	Company
Relinquished by:	Date/Time:	Company	Received by:	Date/Time:	Company

Custody Seals Intact: | Custody Seal No.: | Cooler Temperature(s) °C and Other Remarks:

Ver: 09/20/2016

TestAmerica Pensacola
3355 McLemore Drive
Pensacola, FL 32514
Phone (850) 474-1001 Fax (850) 478-2671

Chain of Custody Record

TestAmerica
THE LEADER IN ENVIRONMENTAL TESTING

Client Information (Sub Contract Lab)	Sampler: Anthony Goggins	Lab PM: Whitmire, Cheyenne R	Carrier Tracking No(s):	COC No: 400-56525-24537.1
Client Contact: Laura Midkif	Phone:	E-Mail: cheyenne.whitmire@testamericainc.com	State of Origin: Alabama	Page: Page 5 of 7
Company: Alabama Power General Test Laboratory		Accreditations Required (See note):		Job #:
Address: 744 County Rd 87 GSC#8	Due Date Requested:			
City: Calera	TAT Requested (days): Routine			
State, Zip: AL, 35040				
Phone: 205-664-6197	PO #:			
Email: lbmidkif@southernco.com	WO #:			
Project Name: CCR	Project #: 40007143			
Site: Gaston Ash Pond 1263	SSOW#:			

Analysis Requested

Preservation Codes:

A - HCL	M - Hexane
B - NaOH	N - None
C - Zn Acetate	O - AsNaO2
D - Nitric Acid	P - Na2O4S
E - NaHSO4	Q - Na2SO3
F - MeOH	R - Na2S2O3
G - Amchlor	S - H2SO4
H - Ascorbic Acid	T - TSP Dodecahydrate
I - Ice	U - Acetone
J - DI Water	V - MCAA
K - EDTA	W - pH 4-5
L - EDA	Z - other (specify)

Other:

Sample Identification - Client ID (Lab ID)	Sample Date	Sample Time	Sample Type (C=comp, G=grab)	Matrix (Wwater, Ssolid, Owaste/oil, BT=Tissue, A=Air)	Field Filtered Sample (Yes or No)	Perform MS/MSD (Yes or No)	SM 4500 F_C	SM 4500 Cl_E	SM 4500 SO4_E	9315_Ra226, 9320_Ra228, Ra226Ra228_GFPC	Total Number of containers	Special Instructions/Note:
			Preservation Code:									
BA04054	2/25/20	10:22	G	Water						X	1	MW-20V
BA04055	2/25/20	10:22	G	Water						X	1	MW-20V DUP (Sample Duplicate)
BA04056	2/25/20	12:45	G	Water		X				X	3	MW-20SV
BA04057	2/25/20	15:10	G	Water						X	1	MW-20
BA04058	2/25/20	16:11	G	Water						X	1	MW-18
BA04059	2/25/20	17:31	G	Water						X	1	FB-2 (Field Blank)

Note: Since laboratory accreditations are subject to change, TestAmerica Laboratories, Inc. places the ownership of method, analyte & accreditation compliance upon out subcontract laboratories. This sample shipment is forwarded under chain-of-custody. If the laboratory does not currently maintain accreditation in the State of Origin listed above for analysis/tests/matrix being analyzed, the samples must be shipped back to the TestAmerica laboratory or other instructions will be provided. Any changes to accreditation status should be brought to TestAmerica Laboratories, Inc. attention immediately. If all requested accreditations are current to date, return the signed Chain of Custody attesting to said complicance to TestAmerica Laboratories, Inc.

Possible Hazard Identification	Sample Disposal (A fee may be assessed if samples are retained longer than 1 month)
Unconfirmed	☐ Return To Client ☐ Disposal By Lab ☐ Archive For _____ Months
Deliverable Requested: I, II, III, IV, Other (specify)	Special Instructions/QC Requirements:

43599

Empty Kit Relinquished by:	Date:	Time:	Method of Shipment:		
Relinquished by: Laura Midkiff	Date/Time: 2/27/2020 11:30	Company: Water APC	Received by:	Date/Time: 3/2/20 1515	Company: TA PC
Relinquished by:	Date/Time:	Company	Received by:	Date/Time:	Company
Relinquished by:	Date/Time:	Company	Received by:	Date/Time:	Company

Custody Seals Intact: | Custody Seal No.: | Cooler Temperature(s) °C and Other Remarks:

Ver: 09/20/2016

TestAmerica Pensacola
3355 McLemore Drive
Pensacola, FL 32514
Phone (850) 474-1001 Fax (850) 478-2671

Chain of Custody Record

TestAmerica
THE LEADER IN ENVIRONMENTAL TESTING

Client Information (Sub Contract Lab)	Sampler: TJ Daughtery	Lab PM: Whitmire, Cheyenne R	Carrier Tracking No(s):	COC No: 400-56525-24537.1
Client Contact: Laura Midkif	Phone:	E-Mail: cheyenne.whitmire@testamericainc.com	State of Origin: Alabama	Page: Page 6 of 7
Company: Alabama Power General Test Laboratory		Accreditations Required (See note):		Job #:
Address: 744 County Rd 87 GSC#8	Due Date Requested:			
City: Calera	TAT Requested (days): Routine			
State, Zip: AL, 35040				
Phone: 205-664-6197	PO #:			
Email: lbmidkif@southernco.com	WO #:			
Project Name: CCR	Project #: 40007143			
Site: Gaston Ash Pond 1263	SSOW#:			

Analysis Requested

Preservation Codes:
A - HCL, B - NaOH, C - Zn Acetate, D - Nitric Acid, E - NaHSO4, F - MeOH, G - Amchlor, H - Ascorbic Acid, I - Ice, J - DI Water, K - EDTA, L - EDA, M - Hexane, N - None, O - AsNaO2, P - Na2O4S, Q - Na2SO3, R - Na2S2O3, S - H2SO4, T - TSP Dodecahydrate, U - Acetone, V - MCAA, W - pH 4-5, Z - other (specify)
Other:

Sample Identification - Client ID (Lab ID)	Sample Date	Sample Time	Sample Type (C=comp, G=grab)	Matrix (W=water, S=solid, O=waste/oil, BT=Tissue, A=Air)	Field Filtered Sample (Yes or No)	Perform MS/MSD (Yes or No)	SM 4500 F_C	SM 4500 Cl_E	SM 4500 SO4_E	9315_Ra226, 9320_Ra228, Ra226Ra228_GFPC	Total Number of containers	Special Instructions/Note:
			Preservation Code:									
BA04072	2/25/20	10:10	G	Water						X	1	MW-27
BA04073	2/25/20	10:10	G	Water						X	1	MW-27 DUP (Sample Duplicate)
BA04074	2/25/20	11:58	G	Water						X	1	MW-15R
BA04075	2/25/20	13:45	G	Water						X	1	MW-33V
BA04076	2/25/20	15:30	G	Water						X	1	MW-8
BA04077	2/25/20	16:30	G	Water						X	1	EB-1 (Equipment Blank)
BA04078	2/26/20	09:35	G	Water						X	1	MW-7
BA04079	2/26/20	10:32	G	Water						X	1	MW-6
BA04080	2/26/20	11:30	G	Water						X	1	MW-21
BA04081	2/26/20	12:30	G	Water						X	1	MW-22
BA04082	2/26/20	13:25	G	Water						X	1	MW-5
BA04083	2/26/20	13:45	G	Water						X	1	FB-4 (Field Blank)

Note: Since laboratory accreditations are subject to change, TestAmerica Laboratories, Inc. places the ownership of method, analyte & accreditation compliance upon out subcontract laboratories. This sample shipment is forwarded under chain-of-custody. If the laboratory does not currently maintain accreditation in the State of Origin listed above for analysis/tests/matrix being analyzed, the samples must be shipped back to the TestAmerica laboratory or other instructions will be provided. Any changes to accreditation status should be brought to TestAmerica Laboratories, Inc. attention immediately. If all requested accreditations are current to date, return the signed Chain of Custody attesting to said complicance to TestAmerica Laboratories, Inc.

Possible Hazard Identification: Unconfirmed	Sample Disposal (A fee may be assessed if samples are retained longer than 1 month): ☐ Return To Client ☐ Disposal By Lab ☐ Archive For ____ Months
Deliverable Requested: I, II, III, IV, Other (specify)	43599 Special Instructions/QC Requirements:

Empty Kit Relinquished by:	Date:	Time:	Method of Shipment:		
Relinquished by: Laura Midkiff	Date/Time: 2/27/2020 11:30	Company: Water APC	Received by:	Date/Time: 3/2/20 1515	Company: TA PEN
Relinquished by:	Date/Time:	Company	Received by:	Date/Time:	Company
Relinquished by:	Date/Time:	Company	Received by:	Date/Time:	Company
Custody Seals Intact:	Custody Seal No.:		Cooler Temperature(s) °C and Other Remarks:		

Ver: 09/20/2016

TestAmerica Pensacola
3355 McLemore Drive
Pensacola, FL 32514
Phone (850) 474-1001 Fax (850) 478-2671

Chain of Custody Record

TestAmerica
THE LEADER IN ENVIRONMENTAL TESTING

Client Information (Sub Contract Lab)	Sampler: Dallas Gentry	Lab PM: Whitmire, Cheyenne R	Carrier Tracking No(s):	COC No: 400-56525-24537.1
Client Contact: Laura Midkif	Phone:	E-Mail: cheyenne.whitmire@testamericainc.com	State of Origin: Alabama	Page: Page 7 of 7
Company: Alabama Power General Test Laboratory		Accreditations Required (See note):		Job #:
Address: 744 County Rd 87 GSC#8	Due Date Requested:			
City: Calera	TAT Requested (days): Routine			
State, Zip: AL, 35040				
Phone: 205-664-6197	PO #:			
Email: lbmidkif@southernco.com	WO #:			
Project Name: CCR	Project #: 40007143			
Site: Gaston Ash Pond 1263	SSOW#:			

Analysis Requested

Preservation Codes:

A - HCL	M - Hexane
B - NaOH	N - None
C - Zn Acetate	O - AsNaO2
D - Nitric Acid	P - Na2O4S
E - NaHSO4	Q - Na2SO3
F - MeOH	R - Na2S2O3
G - Amchlor	S - H2SO4
H - Ascorbic Acid	T - TSP Dodecahydrate
I - Ice	U - Acetone
J - DI Water	V - MCAA
K - EDTA	W - pH 4-5
L - EDA	Z - other (specify)

Other:

Sample Identification - Client ID (Lab ID)	Sample Date	Sample Time	Sample Type (C=comp, G=grab)	Matrix (W=water, S=solid, O=wasteoil, BT=Tissue, A=Air)	Field Filtered Sample (Yes or No)	Perform MS/MSD (Yes or No)	SM 4500 F_C	SM 4500 Cl_E	SM 4500 SO4_E	9315_Ra226, 9320_Ra228, Ra226Ra228_GFPC	Total Number of containers	Special Instructions/Note:
			Preservation Code:									
BA04165	2/25/20	11:37	G	Water						X	1	MW-16V
BA04166	2/25/20	12:50	G	Water						X	1	MW-16
BA04167	2/25/20	15:02	G	Water						X	1	MW-28H
BA04168	2/25/20	15:02	G	Water						X	1	MW-28H DUP (Sample Duplicate)
BA04169	2/25/20	16:46	G	Water						X	1	MW-29H
BA04170	2/26/20	08:53	G	Water						X	1	MW-17
BA04171	2/26/20	09:54	G	Water						X	1	MW-17SV
BA04172	2/26/20	11:38	G	Water						X	1	MW-17V
BA04173	2/26/20	14:48	G	Water						X	1	MW-32V

Note: Since laboratory accreditations are subject to change, TestAmerica Laboratories, Inc. places the ownership of method, analyte & accreditation compliance upon out subcontract laboratories. This sample shipment is forwarded under chain-of-custody. If the laboratory does not currently maintain accreditation in the State of Origin listed above for analysis/tests/matrix being analyzed, the samples must be shipped back to the TestAmerica laboratory or other instructions will be provided. Any changes to accreditation status should be brought to TestAmerica Laboratories, Inc. attention immediately. If all requested accreditations are current to date, return the signed Chain of Custody attesting to said complicance to TestAmerica Laboratories, Inc.

Possible Hazard Identification	Sample Disposal (A fee may be assessed if samples are retained longer than 1 month)
Unconfirmed	☐ Return To Client ☐ Disposal By Lab ☐ Archive For _____ Months
Deliverable Requested: I, II, III, IV, Other (specify)	Special Instructions/QC Requirements:

43599

Empty Kit Relinquished by:	Date:	Time:	Method of Shipment:		
Relinquished by: Laura Midkiff	Date/Time: 2/27/2020 11:30	Company: Water APC	Received by:	Date/Time: 3/2/20 1575	Company: WATER
Relinquished by:	Date/Time:	Company	Received by:	Date/Time:	Company
Relinquished by:	Date/Time:	Company	Received by:	Date/Time:	Company

Custody Seals Intact: | Custody Seal No.: | Cooler Temperature(s) °C and Other Remarks:

Ver: 09/20/2016

Login Sample Receipt Checklist

Client: Alabama Power General Test Laboratory

Job Number: 400-184711-1
SDG Number: Gaston Ash Pond 1263

Login Number: 184711
List Number: 1
Creator: Avery, Kathy R

List Source: Eurofins TestAmerica, Pensacola

Question	Answer	Comment
Radioactivity wasn't checked or is </= background as measured by a survey meter.	N/A	
The cooler's custody seal, if present, is intact.	True	
Sample custody seals, if present, are intact.	N/A	
The cooler or samples do not appear to have been compromised or tampered with.	True	
Samples were received on ice.	True	
Cooler Temperature is acceptable.	True	
Cooler Temperature is recorded.	True	18.2°C, 18.0°C, 18.7°C, 18.9°C IR-8
COC is present.	True	
COC is filled out in ink and legible.	True	
COC is filled out with all pertinent information.	True	
Is the Field Sampler's name present on COC?	True	
There are no discrepancies between the containers received and the COC.	True	
Samples are received within Holding Time (excluding tests with immediate HTs)	True	
Sample containers have legible labels.	True	
Containers are not broken or leaking.	False	Received broken. Transferred to new containers with minimal or no sample loss.
Sample collection date/times are provided.	True	
Appropriate sample containers are used.	True	
Sample bottles are completely filled.	True	
Sample Preservation Verified.	True	
There is sufficient vol. for all requested analyses, incl. any requested MS/MSDs	True	
Containers requiring zero headspace have no headspace or bubble is <6mm (1/4").	N/A	
Multiphasic samples are not present.	True	
Samples do not require splitting or compositing.	True	
Residual Chlorine Checked.	N/A	

Login Sample Receipt Checklist

Client: Alabama Power General Test Laboratory

Job Number: 400-184711-1
SDG Number: Gaston Ash Pond 1263

Login Number: 184711
List Number: 2
Creator: Ridenhower, Rhonda E

List Source: Eurofins TestAmerica, St. Louis
List Creation: 03/04/20 04:51 PM

Question	Answer	Comment
Radioactivity wasn't checked or is </= background as measured by a survey meter.	True	
The cooler's custody seal, if present, is intact.	True	
Sample custody seals, if present, are intact.	True	
The cooler or samples do not appear to have been compromised or tampered with.	True	
Samples were received on ice.	N/A	Thermal preservation not required.
Cooler Temperature is acceptable.	True	
Cooler Temperature is recorded.	True	
COC is present.	True	
COC is filled out in ink and legible.	True	
COC is filled out with all pertinent information.	True	
Is the Field Sampler's name present on COC?	True	
There are no discrepancies between the containers received and the COC.	True	
Samples are received within Holding Time (excluding tests with immediate HTs)	True	
Sample containers have legible labels.	True	
Containers are not broken or leaking.	True	
Sample collection date/times are provided.	True	
Appropriate sample containers are used.	True	
Sample bottles are completely filled.	True	
Sample Preservation Verified.	True	
There is sufficient vol. for all requested analyses, incl. any requested MS/MSDs	True	
Containers requiring zero headspace have no headspace or bubble is <6mm (1/4").	True	
Multiphasic samples are not present.	True	
Samples do not require splitting or compositing.	True	
Residual Chlorine Checked.	N/A	

Accreditation/Certification Summary

Client: Alabama Power General Test Laboratory
Project/Site: CCR Plant Gaston

Job ID: 400-184711-1
SDG: Gaston Ash Pond 1263

Laboratory: Eurofins TestAmerica, Pensacola

All accreditations/certifications held by this laboratory are listed. Not all accreditations/certifications are applicable to this report.

Authority	Program	Identification Number	Expiration Date
Alabama	State	40150	07-01-20
ANAB	ISO/IEC 17025	L2471	02-23-23
Arizona	State	AZ0710	01-13-21
Arkansas DEQ	State	88-0689	09-01-20
California	State	2510	07-01-20
Florida	NELAP	E81010	06-30-20
Georgia	State	E81010(FL)	06-30-20
Illinois	NELAP	004586	10-09-20
Iowa	State	367	08-01-20
Kansas	NELAP	E-10253	08-16-20
Kentucky (UST)	State	53	06-30-20
Kentucky (WW)	State	KY98030	12-31-20
Louisiana	NELAP	30976	06-30-20
Louisiana (DW)	State	LA017	12-31-20
Maryland	State	233	09-30-20
Massachusetts	State	M-FL094	06-30-20
Michigan	State	9912	05-06-20
Minnesota	NELAP	012-999-481	12-31-20
New Jersey	NELAP	FL006	06-30-20
New York	NELAP	12115	03-31-20
New York	NELAP Secondary AB	12115	04-01-20
North Carolina (WW/SW)	State	314	12-31-20
Oklahoma	State	9810-186	08-31-20
Pennsylvania	NELAP	68-00467	01-31-21
Rhode Island	State	LAO00307	12-30-20
South Carolina	State	96026002	06-30-20
Tennessee	State	TN02907	06-30-20
Texas	NELAP	T104704286	09-30-20
US Fish & Wildlife	US Federal Programs	058448	07-31-20
USDA	US Federal Programs	P330-18-00148	05-17-21
Virginia	NELAP	460166	06-14-20
Washington	State	C915	05-15-20
West Virginia DEP	State	136	06-30-20

Accreditation/Certification Summary

Client: Alabama Power General Test Laboratory
Project/Site: CCR Plant Gaston

Job ID: 400-184711-1
SDG: Gaston Ash Pond 1263

Laboratory: Eurofins TestAmerica, St. Louis

All accreditations/certifications held by this laboratory are listed. Not all accreditations/certifications are applicable to this report.

Authority	Program	Identification Number	Expiration Date
ANAB	Dept. of Defense ELAP	L2305	04-06-22
ANAB	Dept. of Energy	L2305.01	04-06-22
ANAB	ISO/IEC 17025	L2305	04-06-22
Arizona	State	AZ0813	12-08-20
California	Los Angeles County Sanitation Districts	10259	06-30-20
California	State	2886	06-30-20
Connecticut	State	PH-0241	03-31-21
Florida	NELAP	E87689	06-30-20
HI - RadChem Recognition	State	n/a	06-30-20
Illinois	NELAP	004553	11-30-20
Iowa	State	373	09-17-20
Kansas	NELAP	E-10236	10-31-20
Kentucky (DW)	State	KY90125	12-31-20
Louisiana	NELAP	04080	06-30-20
Louisiana (DW)	State	LA011	12-31-20
Maryland	State	310	09-30-20
MI - RadChem Recognition	State	9005	06-30-20
Missouri	State	780	06-30-22
Nevada	State	MO000542020-1	07-31-20
New Jersey	NELAP	MO002	06-30-20
New York	NELAP	11616	04-01-20
North Dakota	State	R-207	06-30-20
NRC	NRC	24-24817-01	12-31-22
Oklahoma	State	9997	08-31-20
Pennsylvania	NELAP	68-00540	02-28-21
South Carolina	State	85002001	06-30-20
Texas	NELAP	T104704193-19-13	07-31-20
US Fish & Wildlife	US Federal Programs	058448	07-31-20
USDA	US Federal Programs	P330-17-00028	03-11-23
Utah	NELAP	MO000542019-11	07-31-20
Virginia	NELAP	10310	06-14-20
Washington	State	C592	08-30-20
West Virginia DEP	State	381	10-31-20

Alabama Power
General Test Laboratory
744 County Road 87, GSC #8
Calera, AL 35040
205-664-6001

Analytical Report

Alabama Power

Sample Group : WMWGASAP_1276

Project/Site : Gaston Ash Pond
Wilsonville, AL 35186

For : Southern Company Services
3535 Colonnade Parkway
Birmingham, AL 35243

Attention : Dustin Brooks & Greg Dyer

Released By : Laura Midkiff
lbmidkif@southernco.com
(205) 664-6197

Alabama Power
General Test Laboratory
744 County Road 87, GSC #8
Calera, AL 35040
(205) 664-6001

Alabama Power

May 19, 2020

Dear Dustin Brooks,

Enclosed are the analytical results for sample(s) received by the laboratory on April 30, 2020.
All results reported herein conform to the laboratory's most current Quality Assurance Manual. Results marked with an asterisk conform to the most current applicable TNI/NELAC requirements. Exceptions will be noted in the body of the report.

Laboratory certification ID: E571114
Issued By: State of Florida, Department of Health
Expiration: June 30, 2020

If you have any questions concerning this report, please feel free to contact me.

Sincerely,

Quality Control: Laura Midkiff

Digitally signed by Laura Midkiff
DN: cn=Laura Midkiff, o=Alabama Power Company, ou=Environmental Affairs, email=lbmidkif@southernco.com, c=US
Date: 2020.05.19 15:13:28 -05'00'

Supervision: T. Durant Maske

Digitally signed by T. Durant Maske
DN: cn=T. Durant Maske, o=Alabama Power Company, ou=Environmental Affairs, email=tdmaske@southernco.com, c=US
Date: 2020.05.21 15:01:28 -05'00'

NELAP ACCREDITED TNI LABORATORY

REPORT OF LABORATORY ANALYSIS

**This Certificate states the physical and/or chemical characteristics of the sample as submitted.
This document shall not be reproduced, except in full, without written consent from
Alabama Power's General Test Laboratory.**

Alabama Power Lab & Field SERVICES

Alabama Power
General Test Laboratory
744 County Road 87, GSC #8
Calera, AL 35040

Case Narrative

Alabama Power

Metals ICP

Gaston Ash Pond

WMWGASAP_1276

1. This report consists of all MWs and corresponding Lab IDs listed on the Chain of Custody.
2. Refer to comments on Chain of Custody for information regarding sample receipt.
3. All standards and solutions are NIST/ISO/IEC/Guide 34 traceable and were used within their recommended shelf life.

Sample ID	Batch ID	Project ID
BA08045	672560	WMWGASAP_1276
BA08046	672560	WMWGASAP_1276
BA08047	672560	WMWGASAP_1276
BA08048	672560	WMWGASAP_1276
BA08049	672560	WMWGASAP_1276
BA08050	672560	WMWGASAP_1276
BA08051	672560	WMWGASAP_1276

4. All of the above samples were analyzed by EPA 200.7 and prepared by EPA 1638.
5. All samples were prepared and analyzed within the established hold times.
6. All in house quality control procedures were followed, as described below.

General Quality Control Procedures:

- Prior to sample analysis, an initial calibration verification (ICV) was analyzed, and all criteria were met.
- Following the ICV, an initial calibration blank (ICB) was analyzed and was below the limit of quantitation for all requested analytes.
- All continued calibration verification (CCV) were within the acceptance criteria for the requested analytes.
- All continued calibration blanks (CCB) were below the limit of quantitation for the requested analytes.
- A preparation method blank and laboratory control sample were digested and analyzed with the samples in each digestion batch.
- All laboratory control sample criteria were met.
- The method blank associated with each digestion batch passed all acceptance criteria for all requested analytes.
- All calibration curve requirements were within acceptance criteria.
- All sample internal standard criteria were met.
- The spectral interference check associated with EPA 200.7 was analyzed and all acceptance criteria were met.

- It is noted that the QC summary page typically provides the QC results from the original batch analytical sequence. If dilutions were subsequently performed to bring sample concentrations within the calibration range, any additional QC data from the dilution analyses may need to be obtained from the laboratory. Any qualifications applied to original analyses or dilution re-analyses are based upon QC data available at the time of review.

Matrix Specific Quality Control Procedures:

Similarity of matrix and therefore relevance of matrix specific QC results should not be automatically inferred for any sample other than the sample selected for QC.

- A matrix spike and matrix spike duplicate were digested and analyzed with each ICP batch. All acceptance criteria for accuracy were met.
- A matrix spike and matrix spike duplicate were digested and analyzed with each ICP batch. All acceptance criteria for precision were met.

7. The following samples were diluted due to the analyzed sample concentration being greater than the high standard of the calibration curve:

Sample ID	Analyte	Dilution
BA08045	Calcium	10.15
BA08046	Calcium	10.15
BA08049	Calcium	10.15
BA08050	Calcium	10.15

8. The raw data results are shown with dilution factors included.

Alabama Power
General Test Laboratory
744 County Road 87, GSC #8
Calera, AL 35040

Case Narrative

Alabama Power

Metals ICPMS

Gaston Ash Pond

WMWGASAP_1276

1. This report consists of all MWs and corresponding Lab IDs listed on the Chain of Custody.
2. Refer to comments on Chain of Custody for information regarding sample receipt.
3. All standards and solutions are NIST/ISO/IEC/Guide 34 traceable and were used within their recommended shelf life.

Sample ID	Batch ID	Project ID
BA08045	672789	WMWGASAP_1276
BA08046	672789	WMWGASAP_1276
BA08047	672789	WMWGASAP_1276
BA08048	672789	WMWGASAP_1276
BA08049	672789	WMWGASAP_1276
BA08050	672789	WMWGASAP_1276
BA08051	672789	WMWGASAP_1276

4. All of the above samples were analyzed by EPA 200.8 and prepared by EPA 1638.
5. All samples were prepared and analyzed within the established hold times.
6. All in house quality control procedures were followed, as described below.

General Quality Control Procedures:

- All tune and calibration met criteria for all requested analytes.
- Prior to sample analysis, an initial calibration verification (ICV) was analyzed and all criteria were met.
- Following the ICV, an initial calibration blank (ICB) was analyzed and was below the limit of quantitation for all requested analytes.
- All continued calibration verification (CCV) were within the acceptance criteria for the requested analytes, except for the following:
    - BA08051 CCV for Cobalt on initial analysis. All samples were re-analyzed for Cobalt on a different instrument with passing results.
- All continued calibration blanks (CCB) were below the limit of quantitation for the requested analytes.
- A preparation method blank and laboratory control sample were digested and analyzed with the samples in each digestion batch.
- All laboratory control sample criteria were met.
- The method blank associated with each digestion batch passed all acceptance criteria for all requested analytes.
- The interference check samples associated with EPA 200.8 were analyzed and passed for all requested analytes.
- All sample internal standard criteria were met.

Matrix Specific Quality Control Procedures:

Similarity of matrix and therefore relevance of matrix specific QC results should not be automatically inferred for any sample other than the sample selected for QC.

- A matrix spike and matrix spike duplicate were digested and analyzed with each ICPMS batch. All acceptance criteria for accuracy were met.
- A matrix spike and matrix spike duplicate were digested and analyzed with each ICPMS batch. All acceptance criteria for precision were met.

7. All samples were analyzed without a dilution factor.
8. The raw data results are shown with dilution factors included.

Alabama Power
General Test Laboratory
744 County Road 87, GSC #8
Calera, AL 35040

Case Narrative

Alabama Power

Mercury

Gaston Ash Pond

WMWGASAP_1276

1. This report consists of all MWs and corresponding Lab IDs listed on the Chain of Custody.
2. Refer to comments on Chain of Custody for information regarding sample receipt.
3. All standards and solutions are NIST/ISO/IEC/Guide 34 traceable and were used within their recommended shelf life.

Sample ID	Batch ID	Project ID
BA08045	672597	WMWGASAP_1276
BA08046	672597	WMWGASAP_1276
BA08047	672597	WMWGASAP_1276
BA08048	672597	WMWGASAP_1276
BA08049	672597	WMWGASAP_1276
BA08050	672597	WMWGASAP_1276
BA08051	672597	WMWGASAP_1276

4. All of the above samples were analyzed and prepared by EPA 245.1.
5. All samples were prepared and analyzed within the established hold times.
6. All in house quality control procedures were followed, as described below.

General Quality Control Procedures:

- Prior to sample analysis, an initial calibration verification (ICV) was analyzed and all criteria were met.
- Following the ICV, an initial calibration blank (ICB) was analyzed and was below the method detection limit for the requested analyte.
- All continued calibration verification (CCV) were within the acceptance criteria for the requested analyte.
- All continued calibration blanks (CCB) were below the limit of quantitation for the requested analyte.
- A preparation method blank and laboratory control sample were digested and analyzed with the samples in each digestion batch.
- All laboratory control sample criteria were met.
- The method blank associated with each digestion batch was below the limit of quantitation for the requested analyte.
- All calibration met criteria for the requested analyte.
- All response signals were satisfactory.

Matrix Specific Quality Control Procedures:

Similarity of matrix and therefore relevance of matrix specific QC results should not be automatically inferred for any sample other than the sample selected for QC.

- A matrix spike and matrix spike duplicate were digested and analyzed with each batch. All acceptance criteria for accuracy were met.
- A matrix spike and matrix spike duplicate were digested and analyzed with each batch. All acceptance criteria for precision were met.

7. All samples were analyzed without a dilution factor.
8. The raw data results are shown with dilution factors included.

Alabama Power
General Test Laboratory
744 County Road 87, GSC #8
Calera, AL 35040

Case Narrative

Alabama Power

TDS

Gaston Ash Pond

WMWGASAP_1276

1. This report consists of all MWs and corresponding Lab IDs listed on the Chain of Custody.
2. Refer to comments on Chain of Custody for information regarding sample receipt.
3. All standards and solutions are NIST/ISO/IEC/Guide 34 traceable and were used within their recommended shelf life.

Sample ID	Batch ID	Project ID
BA08045	672446	WMWGASAP_1276
BA08046	672446	WMWGASAP_1276
BA08047	672446	WMWGASAP_1276
BA08048	672446	WMWGASAP_1276
BA08049	672446	WMWGASAP_1276
BA08050	672446	WMWGASAP_1276
BA08051	672446	WMWGASAP_1276

4. All of the above samples were analyzed by Standard Method 2540C.
5. All samples were analyzed within the established hold times.
6. All in house quality control procedures were followed, as described below.

General Quality Control Procedures:

- A Method Blank was analyzed with each batch. All criteria were met.
- All final weights of samples, standards, and blanks agreed within 0.5mg of the previous weight.
- A sample duplicate was analyzed with each batch. RPD/2 was less than 5%.
- A laboratory control sample was analyzed with each batch. All criteria were met.
- Samples were between 2.5mg and 200mg residue.
- All samples with residue <2.5mg had the maximum volume of 150mL filtered. Affected samples are as follows:
    - BA08048
    - BA08051

Alabama Power
General Test Laboratory
744 County Road 87, GSC #8
Calera, AL 35040

Case Narrative

Alabama Power

Anions

Gaston Ash Pond

WMWGASAP_1276

1. This report consists of all MWs and corresponding Lab IDs listed on the Chain of Custody.
2. Refer to comments on Chain of Custody for information regarding sample receipt.
3. All standards and solutions are NIST/ISO/IEC/Guide 34 traceable and were used within their recommended shelf life.

Sample ID	Batch ID	Project ID
BA08045	672460, 672462, & 672587	WMWGASAP_1276
BA08046	672460, 672462, & 672587	WMWGASAP_1276
BA08047	672460, 672462, & 672587	WMWGASAP_1276
BA08048	672460, 672462, & 672587	WMWGASAP_1276
BA08049	672460, 672462, & 672587	WMWGASAP_1276
BA08050	672460, 672462, & 672587	WMWGASAP_1276
BA08051	672460, 672462, & 672587	WMWGASAP_1276

4. All of the above samples were analyzed and prepared by SM4500 Cl E, SM4500 F G, and SM4500 SO4 E.
5. All samples were prepared and analyzed within the established hold times.
6. All in house quality control procedures were followed, as described below.

General Quality Control Procedures:

- All calibration met criteria for the requested analyte.
- Prior to sample analysis, an initial calibration verification (ICV), and all criteria were met.
- Prior to sample analysis, an initial calibration blank (ICB) was analyzed and was below half the limit of quantitation for the requested analyte.
- All continued calibration verification (CCV) were within the acceptance criteria for the requested analyte.
- All continued calibration blanks (CCB) were below half the limit of quantitation for the requested analyte.
- It is noted that the QC summary page typically provides the QC results from the original batch analytical sequence. If dilutions were subsequently performed to bring sample concentrations within the calibration range, any additional QC data from the dilution analyses may need to be obtained from the laboratory. Any qualifications applied to original analyses or dilution re-analyses are based upon QC data available at the time of review.

Matrix Specific Quality Control Procedures:

Similarity of matrix and therefore relevance of matrix specific QC results should not be automatically inferred for any sample other than the sample selected for QC.

- A matrix spike was analyzed with each batch. Acceptance criteria for accuracy were met.
- A sample duplicate was analyzed with each batch. Acceptance criteria for precision were met.

7. The following samples were diluted due to the analyzed sample concentration being greater than the high standard of the calibration curve:

Sample ID	Analyte	Dilution
BA08045	Chloride & Sulfate	2 & 5
BA08046	Chloride & Sulfate	2 & 5
BA08047	Chloride & Sulfate	10 & 16
BA08050	Sulfate	5

8. The raw data results are shown with dilution factors included.

Alabama Power
General Test Laboratory
744 County Road 87, GSC #8
Calera, AL 35040

Certificate Of Analysis

Alabama Power

Description: Gaston Ash Pond - MW-31VR

Location Code: WMWGASAP
Collected: 4/29/20 12:58
Customer ID:
Submittal Date: 4/30/20 10:46

Laboratory ID Number: BA08045

Name	Prepared	Analyzed	Vio Spec	DF	Results	Units	MDL	RL	Q
Analytical Method: EPA 200.7	***Analyst: ABB***				***Preparation Method: EPA 1638***				
* Boron, Total	5/4/20 09:56	5/4/20 15:29		1.015	0.204	mg/L	0.03	0.1	
* Calcium, Total	5/4/20 09:56	5/4/20 16:12		10.15	56.5	mg/L	1.015	5.075	
* Lithium, Total	5/4/20 09:56	5/4/20 15:29		1.015	Not Detected	mg/L	0.01	0.02	U
Analytical Method: EPA 200.8	***Analyst: ABB***				***Preparation Method: EPA 1638***				
* Antimony, Total	4/30/20 14:30	5/5/20 13:54		1.015	Not Detected	mg/L	0.0008	0.003	U
* Arsenic, Total	4/30/20 14:30	5/5/20 13:54		1.015	0.00315	mg/L	0.001	0.005	J
* Barium, Total	4/30/20 14:30	5/5/20 13:54		1.015	0.0364	mg/L	0.002	0.01	
* Beryllium, Total	4/30/20 14:30	5/5/20 13:54		1.015	Not Detected	mg/L	0.0006	0.003	U
* Cadmium, Total	4/30/20 14:30	5/5/20 13:54		1.015	Not Detected	mg/L	0.0003	0.001	U
* Chromium, Total	4/30/20 14:30	5/5/20 13:54		1.015	Not Detected	mg/L	0.002	0.01	U
* Cobalt, Total	4/30/20 14:10	5/11/20 13:23		1.015	Not Detected	mg/L	0.002	0.005	U
* Lead, Total	4/30/20 14:30	5/5/20 13:54		1.015	Not Detected	mg/L	0.001	0.005	U
* Molybdenum, Total	4/30/20 14:30	5/5/20 13:54		1.015	0.0456	mg/L	0.002	0.01	
* Selenium, Total	4/30/20 14:30	5/5/20 13:54		1.015	Not Detected	mg/L	0.002	0.01	U
* Thallium, Total	4/30/20 14:30	5/5/20 13:54		1.015	Not Detected	mg/L	0.0002	0.001	U
Analytical Method: EPA 245.1	***Analyst: GAS***								
* Mercury, Total by CVAA	5/5/20 09:47	5/6/20 11:18		1	Not Detected	mg/L	0.0003	0.0005	U
Analytical Method: SM 2540C	***Analyst: TJW***								
* Solids, Dissolved	5/1/20 12:10	5/4/20 15:46		1	373	mg/L		25	
Analytical Method: SM4500Cl E	***Analyst: JCC***								
* Chloride	5/1/20 10:28	5/1/20 10:28		2	25.4	mg/L	1.00	2	
Analytical Method: SM4500F G 2017	***Analyst: JCC***								
* Fluoride	5/1/20 12:05	5/1/20 12:05		1	0.269	mg/L	0.06	0.1	
Analytical Method: SM4500SO4 E 2011	***Analyst: JCC***								
* Sulfate	5/4/20 12:16	5/4/20 12:16		5	93.9	mg/L	2.50	5	
Analytical Method: Field Measurements	***Analyst: DKG***								
Conductivity	4/29/20 12:54	4/29/20 12:54			582.06	uS/cm			FA
pH	4/29/20 12:54	4/29/20 12:54			7.68	SU			FA
Temperature	4/29/20 12:54	4/29/20 12:54			20.89	C			FA
Turbidity	4/29/20 12:54	4/29/20 12:54			2.81	NTU			FA

MDL's and RL's are adjusted for sample dilution, as applicable

Comments:

Reported: 5/19/2020
Version: 3.1
COA_CCR

Alabama Power
General Test Laboratory
744 County Road 87, GSC #8
Calera, AL 35040

Batch QC Summary

Alabama Power

Customer Account: WMWGASAP
Sample Date: 4/29/20 12:58
Customer ID:
Delivery Date: 4/30/20 10:46

Description: Gaston Ash Pond - MW-31VR

Laboratory ID Number: BA08045

Sample	Analysis	Units	MB	MB Limit	Spike	MS	MSD	Standard	Standard Limit	Rec	Rec Limit	Prec	Prec Limit
BA08051	Arsenic, Total	mg/L	0.0000140	0.0001474	0.10	0.103	0.104	0.105	0.085 to 0.115	103	70 to 130	0.966	20
BA08051	Antimony, Total	mg/L	0.000329	0.00066	0.10	0.0988	0.0997	0.0994	0.085 to 0.115	98.8	70 to 130	0.907	20
BA08051	Boron, Total	mg/L	0.00511	0.0650254	1.00	1.01	1.01	0.997	0.85 to 1.15	101	70 to 130	0.00	20
BA08051	Calcium, Total	mg/L	0.00161	0.1518	5.00	5.17	5.15	5.10	4.25 to 5.75	103	70 to 130	0.388	20
BA08051	Beryllium, Total	mg/L	0.0000116	0.00088	0.10	0.0901	0.0874	0.0928	0.085 to 0.115	90.1	70 to 130	3.04	20
BA08051	Lithium, Total	mg/L	0.0000142	0.0154	0.20	0.193	0.193	0.193	0.17 to 0.23	96.5	70 to 130	0.00	20
BA08051	Lead, Total	mg/L	0.00000596	0.0001474	0.10	0.103	0.104	0.103	0.085 to 0.115	103	70 to 130	0.966	20
BA08051	Barium, Total	mg/L	0.00000826	0.0002	0.10	0.104	0.105	0.105	0.085 to 0.115	104	70 to 130	0.957	20
BA08051	Chromium, Total	mg/L	0.0000267	0.00044	0.10	0.0995	0.102	0.102	0.085 to 0.115	99.5	70 to 130	2.48	20
BA08051	Thallium, Total	mg/L	0.00000863	0.0001474	0.10	0.103	0.102	0.0988	0.085 to 0.115	103	70 to 130	0.976	20
BA08051	Mercury, Total by CVAA	mg/L	-0.00000588	0.0005	0.004	0.00458	0.00448	0.00451	0.0034 to 0.0046	114	70 to 130	2.21	20
BA08051	Molybdenum, Total	mg/L	0.00000832	0.0001474	0.10	0.102	0.102	0.103	0.085 to 0.115	102	70 to 130	0.00	20
BA08051	Cadmium, Total	mg/L	-0.0000042	0.0001474	0.10	0.105	0.102	0.102	0.085 to 0.115	105	70 to 130	2.90	20
BA08051	Cobalt, Total	mg/L	0.00000216	0.0001474	0.10	0.105	0.105	0.100	0.085 to 0.115	105	70 to 130	0.00	20
BA08051	Selenium, Total	mg/L	0.0000985	0.00066	0.10	0.100	0.102	0.103	0.085 to 0.115	100	70 to 130	1.98	20

Comments:

Alabama Power
General Test Laboratory
744 County Road 87, GSC #8
Calera, AL 35040

Alabama Power

Batch QC Summary

Customer Account: WMWGASAP
Sample Date: 4/29/20 12:58
Customer ID:
Delivery Date: 4/30/20 10:46

Description: Gaston Ash Pond - MW-31VR

Laboratory ID Number: BA08045

Sample	Analysis	Units	MB	MB Limit	Spike	MS	Sample Duplicate	Standard	Standard Limit	Rec	Rec Limit	Prec	Prec Limit
BA08050	Solids, Dissolved	mg/L	2.00	25			270	57.0	40 to 60			0.552	5
BA08051	Sulfate	mg/L	-0.294	0.50	20.0	19.3	-0.336	20.0	18 to 22	96.5	80 to 120	0.00	20
BA08051	Chloride	mg/L	0.00358	0.50	10.0	10.1	0.164	10.4	9 to 11	101	80 to 120	0.00	20
BA08051	Fluoride	mg/L	0.0266	0.05	2.50	2.52	0.0266	2.64	2.25 to 2.75	101	80 to 120	0.00	20

Comments:

Reported: 5/19/2020
Version: 3.1
COA_CCR

Alabama Power
General Test Laboratory
744 County Road 87, GSC #8
Calera, AL 35040

Certificate Of Analysis

Alabama Power

Description: Gaston Ash Pond - MW-31VR DUP

Location Code: WMWGASAP
Collected: 4/29/20 12:58
Customer ID:
Submittal Date: 4/30/20 10:46

Laboratory ID Number: BA08046

Name	Prepared	Analyzed	Vio Spec	DF	Results	Units	MDL	RL	Q
Analytical Method: EPA 200.7	***Analyst: ABB***				***Preparation Method: EPA 1638***				
* Boron, Total	5/4/20 09:56	5/4/20 15:32		1.015	0.205	mg/L	0.03	0.1	
* Calcium, Total	5/4/20 09:56	5/4/20 16:15		10.15	59.1	mg/L	1.015	5.075	
* Lithium, Total	5/4/20 09:56	5/4/20 15:32		1.015	Not Detected	mg/L	0.01	0.02	U
Analytical Method: EPA 200.8	***Analyst: ABB***				***Preparation Method: EPA 1638***				
* Antimony, Total	4/30/20 14:30	5/5/20 13:56		1.015	Not Detected	mg/L	0.0008	0.003	U
* Arsenic, Total	4/30/20 14:30	5/5/20 13:56		1.015	0.00310	mg/L	0.001	0.005	J
* Barium, Total	4/30/20 14:30	5/5/20 13:56		1.015	0.0387	mg/L	0.002	0.01	
* Beryllium, Total	4/30/20 14:30	5/5/20 13:56		1.015	Not Detected	mg/L	0.0006	0.003	U
* Cadmium, Total	4/30/20 14:30	5/5/20 13:56		1.015	Not Detected	mg/L	0.0003	0.001	U
* Chromium, Total	4/30/20 14:30	5/5/20 13:56		1.015	Not Detected	mg/L	0.002	0.01	U
* Cobalt, Total	4/30/20 14:10	5/11/20 13:26		1.015	Not Detected	mg/L	0.002	0.005	U
* Lead, Total	4/30/20 14:30	5/5/20 13:56		1.015	Not Detected	mg/L	0.001	0.005	U
* Molybdenum, Total	4/30/20 14:30	5/5/20 13:56		1.015	0.0458	mg/L	0.002	0.01	
* Selenium, Total	4/30/20 14:30	5/5/20 13:56		1.015	Not Detected	mg/L	0.002	0.01	U
* Thallium, Total	4/30/20 14:30	5/5/20 13:56		1.015	Not Detected	mg/L	0.0002	0.001	U
Analytical Method: EPA 245.1	***Analyst: GAS***								
* Mercury, Total by CVAA	5/5/20 09:47	5/6/20 11:20		1	Not Detected	mg/L	0.0003	0.0005	U
Analytical Method: SM 2540C	***Analyst: TJW***								
* Solids, Dissolved	5/1/20 12:10	5/4/20 15:46		1	373	mg/L		25	
Analytical Method: SM4500Cl E	***Analyst: JCC***								
* Chloride	5/1/20 10:29	5/1/20 10:29		2	25.3	mg/L	1.00	2	
Analytical Method: SM4500F G 2017	***Analyst: JCC***								
* Fluoride	5/1/20 12:07	5/1/20 12:07		1	0.272	mg/L	0.06	0.1	
Analytical Method: SM4500SO4 E 2011	***Analyst: JCC***								
* Sulfate	5/4/20 12:17	5/4/20 12:17		5	95.4	mg/L	2.50	5	
Analytical Method: Field Measurements	***Analyst: DKG***								
Conductivity	4/29/20 12:54	4/29/20 12:54			582.06	uS/cm			FA
pH	4/29/20 12:54	4/29/20 12:54			7.68	SU			FA
Temperature	4/29/20 12:54	4/29/20 12:54			20.89	C			FA
Turbidity	4/29/20 12:54	4/29/20 12:54			2.81	NTU			FA

MDL's and RL's are adjusted for sample dilution, as applicable

Comments:

Reported: 5/19/2020
Version: 3.1
COA_CCR

Alabama Power
General Test Laboratory
744 County Road 87, GSC #8
Calera, AL 35040

Batch QC Summary

Alabama Power

Customer Account: WMWGASAP
Sample Date: 4/29/20 12:58
Customer ID:
Delivery Date: 4/30/20 10:46

Description: Gaston Ash Pond - MW-31VR DUP

Laboratory ID Number: BA08046

Sample	Analysis	Units	MB	MB Limit	Spike	MS	MSD	Standard	Standard Limit	Rec	Rec Limit	Prec	Prec Limit
BA08051	Arsenic, Total	mg/L	0.0000140	0.0001474	0.10	0.103	0.104	0.105	0.085 to 0.115	103	70 to 130	0.966	20
BA08051	Antimony, Total	mg/L	0.000329	0.00066	0.10	0.0988	0.0997	0.0994	0.085 to 0.115	98.8	70 to 130	0.907	20
BA08051	Cadmium, Total	mg/L	-0.0000042	0.0001474	0.10	0.105	0.102	0.102	0.085 to 0.115	105	70 to 130	2.90	20
BA08051	Cobalt, Total	mg/L	0.00000216	0.0001474	0.10	0.105	0.105	0.100	0.085 to 0.115	105	70 to 130	0.00	20
BA08051	Selenium, Total	mg/L	0.0000985	0.00066	0.10	0.100	0.102	0.103	0.085 to 0.115	100	70 to 130	1.98	20
BA08051	Boron, Total	mg/L	0.00511	0.0650254	1.00	1.01	1.01	0.997	0.85 to 1.15	101	70 to 130	0.00	20
BA08051	Calcium, Total	mg/L	0.00161	0.1518	5.00	5.17	5.15	5.10	4.25 to 5.75	103	70 to 130	0.388	20
BA08051	Mercury, Total by CVAA	mg/L	-0.00000588	0.0005	0.004	0.00458	0.00448	0.00451	0.0034 to 0.0046	114	70 to 130	2.21	20
BA08051	Molybdenum, Total	mg/L	0.00000832	0.0001474	0.10	0.102	0.102	0.103	0.085 to 0.115	102	70 to 130	0.00	20
BA08051	Barium, Total	mg/L	0.00000826	0.0002	0.10	0.104	0.105	0.105	0.085 to 0.115	104	70 to 130	0.957	20
BA08051	Chromium, Total	mg/L	0.0000267	0.00044	0.10	0.0995	0.102	0.102	0.085 to 0.115	99.5	70 to 130	2.48	20
BA08051	Thallium, Total	mg/L	0.00000863	0.0001474	0.10	0.103	0.102	0.0988	0.085 to 0.115	103	70 to 130	0.976	20
BA08051	Beryllium, Total	mg/L	0.0000116	0.00088	0.10	0.0901	0.0874	0.0928	0.085 to 0.115	90.1	70 to 130	3.04	20
BA08051	Lithium, Total	mg/L	0.0000142	0.0154	0.20	0.193	0.193	0.193	0.17 to 0.23	96.5	70 to 130	0.00	20
BA08051	Lead, Total	mg/L	0.00000596	0.0001474	0.10	0.103	0.104	0.103	0.085 to 0.115	103	70 to 130	0.966	20

Comments:

Alabama Power
General Test Laboratory
744 County Road 87, GSC #8
Calera, AL 35040

Alabama Power

Batch QC Summary

Customer Account: WMWGASAP
Sample Date: 4/29/20 12:58
Customer ID:
Delivery Date: 4/30/20 10:46

Description: Gaston Ash Pond - MW-31VR DUP

Laboratory ID Number: BA08046

Sample	Analysis	Units	MB	MB Limit	Spike	MS	Sample Duplicate	Standard	Standard Limit	Rec	Rec Limit	Prec	Prec Limit
BA08051	Sulfate	mg/L	-0.294	0.50	20.0	19.3	-0.336	20.0	18 to 22	96.5	80 to 120	0.00	20
BA08050	Solids, Dissolved	mg/L	2.00	25			270	57.0	40 to 60			0.552	5
BA08051	Chloride	mg/L	0.00358	0.50	10.0	10.1	0.164	10.4	9 to 11	101	80 to 120	0.00	20
BA08051	Fluoride	mg/L	0.0266	0.05	2.50	2.52	0.0266	2.64	2.25 to 2.75	101	80 to 120	0.00	20

Comments:

Reported: 5/19/2020
Version: 3.1
COA_CCR

Alabama Power
General Test Laboratory
744 County Road 87, GSC #8
Calera, AL 35040

Certificate Of Analysis

Alabama Power

Description: Gaston Ash Pond - MW-36V

Location Code: WMWGASAP
Collected: 4/29/20 17:17
Customer ID:
Submittal Date: 4/30/20 10:46

Laboratory ID Number: BA08047

Name	Prepared	Analyzed	Vio Spec	DF	Results	Units	MDL	RL	Q
Analytical Method: EPA 200.7	***Analyst: ABB***				***Preparation Method: EPA 1638***				
* Boron, Total	5/4/20 09:56	5/4/20 15:35		1.015	0.182	mg/L	0.03	0.1	
* Calcium, Total	5/4/20 09:56	5/4/20 15:35		1.015	39.1	mg/L	0.1	0.5	
* Lithium, Total	5/4/20 09:56	5/4/20 15:35		1.015	0.0284	mg/L	0.01	0.02	
Analytical Method: EPA 200.8	***Analyst: ABB***				***Preparation Method: EPA 1638***				
* Antimony, Total	4/30/20 14:30	5/5/20 13:59		1.015	Not Detected	mg/L	0.0008	0.003	U
* Arsenic, Total	4/30/20 14:30	5/5/20 13:59		1.015	0.00178	mg/L	0.001	0.005	J
* Barium, Total	4/30/20 14:30	5/5/20 13:59		1.015	0.0831	mg/L	0.002	0.01	
* Beryllium, Total	4/30/20 14:30	5/5/20 13:59		1.015	Not Detected	mg/L	0.0006	0.003	U
* Cadmium, Total	4/30/20 14:30	5/5/20 13:59		1.015	Not Detected	mg/L	0.0003	0.001	U
* Chromium, Total	4/30/20 14:30	5/5/20 13:59		1.015	Not Detected	mg/L	0.002	0.01	U
* Cobalt, Total	4/30/20 14:10	5/11/20 13:28		1.015	Not Detected	mg/L	0.002	0.005	U
* Lead, Total	4/30/20 14:30	5/5/20 13:59		1.015	Not Detected	mg/L	0.001	0.005	U
* Molybdenum, Total	4/30/20 14:30	5/5/20 13:59		1.015	0.0994	mg/L	0.002	0.01	
* Selenium, Total	4/30/20 14:30	5/5/20 13:59		1.015	Not Detected	mg/L	0.002	0.01	U
* Thallium, Total	4/30/20 14:30	5/5/20 13:59		1.015	Not Detected	mg/L	0.0002	0.001	U
Analytical Method: EPA 245.1	***Analyst: GAS***								
* Mercury, Total by CVAA	5/5/20 09:47	5/6/20 11:22		1	Not Detected	mg/L	0.0003	0.0005	U
Analytical Method: SM 2540C	***Analyst: TJW***								
* Solids, Dissolved	5/1/20 12:10	5/4/20 15:46		1	742	mg/L		75.8	
Analytical Method: SM4500Cl E	***Analyst: JCC***								
* Chloride	5/1/20 10:31	5/1/20 10:31		10	145	mg/L	5.00	10	
Analytical Method: SM4500F G 2017	***Analyst: JCC***								
* Fluoride	5/1/20 12:08	5/1/20 12:08		1	0.397	mg/L	0.06	0.1	
Analytical Method: SM4500SO4 E 2011	***Analyst: JCC***								
* Sulfate	5/4/20 12:18	5/4/20 12:18		16	214	mg/L	8.00	16	
Analytical Method: Field Measurements	***Analyst: DKG***								
Conductivity	4/29/20 17:13	4/29/20 17:13			1210.92	uS/cm			FA
pH	4/29/20 17:13	4/29/20 17:13			8.05	SU			FA
Temperature	4/29/20 17:13	4/29/20 17:13			20.32	C			FA
Turbidity	4/29/20 17:13	4/29/20 17:13			1.07	NTU			FA

MDL's and RL's are adjusted for sample dilution, as applicable

Comments:

Reported: 5/19/2020
Version: 3.1
COA_CCR

Alabama Power
General Test Laboratory
744 County Road 87, GSC #8
Calera, AL 35040

Batch QC Summary

Alabama Power

Customer Account: WMWGASAP
Sample Date: 4/29/20 17:17
Customer ID:
Delivery Date: 4/30/20 10:46

Description: Gaston Ash Pond - MW-36V

Laboratory ID Number: BA08047

Sample	Analysis	Units	MB	MB Limit	Spike	MS	MSD	Standard	Standard Limit	Rec	Rec Limit	Prec	Prec Limit
BA08051	Antimony, Total	mg/L	0.000329	0.00066	0.10	0.0988	0.0997	0.0994	0.085 to 0.115	98.8	70 to 130	0.907	20
BA08051	Arsenic, Total	mg/L	0.0000140	0.0001474	0.10	0.103	0.104	0.105	0.085 to 0.115	103	70 to 130	0.966	20
BA08051	Mercury, Total by CVAA	mg/L	-0.00000588	0.0005	0.004	0.00458	0.00448	0.00451	0.0034 to 0.0046	114	70 to 130	2.21	20
BA08051	Molybdenum, Total	mg/L	0.00000832	0.0001474	0.10	0.102	0.102	0.103	0.085 to 0.115	102	70 to 130	0.00	20
BA08051	Beryllium, Total	mg/L	0.0000116	0.00088	0.10	0.0901	0.0874	0.0928	0.085 to 0.115	90.1	70 to 130	3.04	20
BA08051	Lithium, Total	mg/L	0.0000142	0.0154	0.20	0.193	0.193	0.193	0.17 to 0.23	96.5	70 to 130	0.00	20
BA08051	Lead, Total	mg/L	0.00000596	0.0001474	0.10	0.103	0.104	0.103	0.085 to 0.115	103	70 to 130	0.966	20
BA08051	Boron, Total	mg/L	0.00511	0.0650254	1.00	1.01	1.01	0.997	0.85 to 1.15	101	70 to 130	0.00	20
BA08051	Calcium, Total	mg/L	0.00161	0.1518	5.00	5.17	5.15	5.10	4.25 to 5.75	103	70 to 130	0.388	20
BA08051	Barium, Total	mg/L	0.00000826	0.0002	0.10	0.104	0.105	0.105	0.085 to 0.115	104	70 to 130	0.957	20
BA08051	Chromium, Total	mg/L	0.0000267	0.00044	0.10	0.0995	0.102	0.102	0.085 to 0.115	99.5	70 to 130	2.48	20
BA08051	Thallium, Total	mg/L	0.00000863	0.0001474	0.10	0.103	0.102	0.0988	0.085 to 0.115	103	70 to 130	0.976	20
BA08051	Cadmium, Total	mg/L	-0.0000042	0.0001474	0.10	0.105	0.102	0.102	0.085 to 0.115	105	70 to 130	2.90	20
BA08051	Cobalt, Total	mg/L	0.00000216	0.0001474	0.10	0.105	0.105	0.100	0.085 to 0.115	105	70 to 130	0.00	20
BA08051	Selenium, Total	mg/L	0.0000985	0.00066	0.10	0.100	0.102	0.103	0.085 to 0.115	100	70 to 130	1.98	20

Comments:

Alabama Power
General Test Laboratory
744 County Road 87, GSC #8
Calera, AL 35040

Alabama Power

Batch QC Summary

Customer Account: WMWGASAP
Sample Date: 4/29/20 17:17
Customer ID:
Delivery Date: 4/30/20 10:46

Description: Gaston Ash Pond - MW-36V

Laboratory ID Number: BA08047

Sample	Analysis	Units	MB	MB Limit	Spike	MS	Sample Duplicate	Standard	Standard Limit	Rec	Rec Limit	Prec	Prec Limit
BA08050	Solids, Dissolved	mg/L	2.00	25			270	57.0	40 to 60			0.552	5
BA08051	Sulfate	mg/L	-0.294	0.50	20.0	19.3	-0.336	20.0	18 to 22	96.5	80 to 120	0.00	20
BA08051	Chloride	mg/L	0.00358	0.50	10.0	10.1	0.164	10.4	9 to 11	101	80 to 120	0.00	20
BA08051	Fluoride	mg/L	0.0266	0.05	2.50	2.52	0.0266	2.64	2.25 to 2.75	101	80 to 120	0.00	20

Comments:

Reported: 5/19/2020
Version: 3.1
COA_CCR

Alabama Power
General Test Laboratory
744 County Road 87, GSC #8
Calera, AL 35040

Certificate Of Analysis

Alabama Power

Description: Gaston Ash Pond Field Blank

Location Code: WMWGASAPFB
Collected: 4/29/20 17:48
Customer ID:
Submittal Date: 4/30/20 10:46

Laboratory ID Number: BA08048

Name	Prepared	Analyzed	Vio Spec	DF	Results	Units	MDL	RL	Q
Analytical Method: EPA 200.7	***Analyst: ABB***				***Preparation Method: EPA 1638***				
* Boron, Total	5/4/20 09:56	5/4/20 15:38		1.015	Not Detected	mg/L	0.03	0.1	U
* Calcium, Total	5/4/20 09:56	5/4/20 15:38		1.015	Not Detected	mg/L	0.1	0.5	U
* Lithium, Total	5/4/20 09:56	5/4/20 15:38		1.015	Not Detected	mg/L	0.01	0.02	U
Analytical Method: EPA 200.8	***Analyst: ABB***				***Preparation Method: EPA 1638***				
* Antimony, Total	4/30/20 14:30	5/5/20 14:02		1.015	Not Detected	mg/L	0.0008	0.003	U
* Arsenic, Total	4/30/20 14:30	5/5/20 14:02		1.015	Not Detected	mg/L	0.001	0.005	U
* Barium, Total	4/30/20 14:30	5/5/20 14:02		1.015	Not Detected	mg/L	0.002	0.01	U
* Beryllium, Total	4/30/20 14:30	5/5/20 14:02		1.015	Not Detected	mg/L	0.0006	0.003	U
* Cadmium, Total	4/30/20 14:30	5/5/20 14:02		1.015	Not Detected	mg/L	0.0003	0.001	U
* Chromium, Total	4/30/20 14:30	5/5/20 14:02		1.015	Not Detected	mg/L	0.002	0.01	U
* Cobalt, Total	4/30/20 14:10	5/11/20 13:31		1.015	Not Detected	mg/L	0.002	0.005	U
* Lead, Total	4/30/20 14:30	5/5/20 14:02		1.015	Not Detected	mg/L	0.001	0.005	U
* Molybdenum, Total	4/30/20 14:30	5/5/20 14:02		1.015	Not Detected	mg/L	0.002	0.01	U
* Selenium, Total	4/30/20 14:30	5/5/20 14:02		1.015	Not Detected	mg/L	0.002	0.01	U
* Thallium, Total	4/30/20 14:30	5/5/20 14:02		1.015	Not Detected	mg/L	0.0002	0.001	U
Analytical Method: EPA 245.1	***Analyst: GAS***								
* Mercury, Total by CVAA	5/5/20 09:47	5/6/20 11:25		1	Not Detected	mg/L	0.0003	0.0005	U
Analytical Method: SM 2540C	***Analyst: TJW***								
* Solids, Dissolved	5/1/20 12:10	5/4/20 15:46		1	Not Detected	mg/L		25	U
Analytical Method: SM4500Cl E	***Analyst: JCC***								
* Chloride	5/1/20 10:32	5/1/20 10:32		1	Not Detected	mg/L	0.50	1	U
Analytical Method: SM4500F G 2017	***Analyst: JCC***								
* Fluoride	5/1/20 12:09	5/1/20 12:09		1	Not Detected	mg/L	0.06	0.1	U
Analytical Method: SM4500SO4 E 2011	***Analyst: JCC***								
* Sulfate	5/4/20 12:19	5/4/20 12:19		1	Not Detected	mg/L	0.50	1	U

MDL's and RL's are adjusted for sample dilution, as applicable

Comments:

Reported: 5/19/2020
Version: 3.1
COA_CCR

Alabama Power
General Test Laboratory
744 County Road 87, GSC #8
Calera, AL 35040

Batch QC Summary

Alabama Power

Customer Account: WMWGASAPFB
Sample Date: 4/29/20 17:48
Customer ID:
Delivery Date: 4/30/20 10:46

Description: Gaston Ash Pond Field Blank

Laboratory ID Number: BA08048

Sample	Analysis	Units	MB	MB Limit	Spike	MS	MSD	Standard	Standard Limit	Rec	Rec Limit	Prec	Prec Limit
BA08051	Arsenic, Total	mg/L	0.0000140	0.0001474	0.10	0.103	0.104	0.105	0.085 to 0.115	103	70 to 130	0.966	20
BA08051	Antimony, Total	mg/L	0.000329	0.00066	0.10	0.0988	0.0997	0.0994	0.085 to 0.115	98.8	70 to 130	0.907	20
BA08051	Mercury, Total by CVAA	mg/L	-0.00000588	0.0005	0.004	0.00458	0.00448	0.00451	0.0034 to 0.0046	114	70 to 130	2.21	20
BA08051	Molybdenum, Total	mg/L	0.00000832	0.0001474	0.10	0.102	0.102	0.103	0.085 to 0.115	102	70 to 130	0.00	20
BA08051	Beryllium, Total	mg/L	0.0000116	0.00088	0.10	0.0901	0.0874	0.0928	0.085 to 0.115	90.1	70 to 130	3.04	20
BA08051	Lithium, Total	mg/L	0.0000142	0.0154	0.20	0.193	0.193	0.193	0.17 to 0.23	96.5	70 to 130	0.00	20
BA08051	Lead, Total	mg/L	0.00000596	0.0001474	0.10	0.103	0.104	0.103	0.085 to 0.115	103	70 to 130	0.966	20
BA08051	Cadmium, Total	mg/L	-0.0000042	0.0001474	0.10	0.105	0.102	0.102	0.085 to 0.115	105	70 to 130	2.90	20
BA08051	Cobalt, Total	mg/L	0.00000216	0.0001474	0.10	0.105	0.105	0.100	0.085 to 0.115	105	70 to 130	0.00	20
BA08051	Selenium, Total	mg/L	0.0000985	0.00066	0.10	0.100	0.102	0.103	0.085 to 0.115	100	70 to 130	1.98	20
BA08051	Boron, Total	mg/L	0.00511	0.0650254	1.00	1.01	1.01	0.997	0.85 to 1.15	101	70 to 130	0.00	20
BA08051	Calcium, Total	mg/L	0.00161	0.1518	5.00	5.17	5.15	5.10	4.25 to 5.75	103	70 to 130	0.388	20
BA08051	Barium, Total	mg/L	0.00000826	0.0002	0.10	0.104	0.105	0.105	0.085 to 0.115	104	70 to 130	0.957	20
BA08051	Chromium, Total	mg/L	0.0000267	0.00044	0.10	0.0995	0.102	0.102	0.085 to 0.115	99.5	70 to 130	2.48	20
BA08051	Thallium, Total	mg/L	0.00000863	0.0001474	0.10	0.103	0.102	0.0988	0.085 to 0.115	103	70 to 130	0.976	20

Comments:

Alabama Power
General Test Laboratory
744 County Road 87, GSC #8
Calera, AL 35040

Alabama Power

Batch QC Summary

Customer Account: WMWGASAPFB
Sample Date: 4/29/20 17:48
Customer ID:
Delivery Date: 4/30/20 10:46

Description: Gaston Ash Pond Field Blank

Laboratory ID Number: BA08048

Sample	Analysis	Units	MB	MB Limit	Spike	MS	Sample Duplicate	Standard	Standard Limit	Rec	Rec Limit	Prec	Prec Limit
BA08050	Solids, Dissolved	mg/L	2.00	25			270	57.0	40 to 60			0.552	5
BA08051	Sulfate	mg/L	-0.294	0.50	20.0	19.3	-0.336	20.0	18 to 22	96.5	80 to 120	0.00	20
BA08051	Chloride	mg/L	0.00358	0.50	10.0	10.1	0.164	10.4	9 to 11	101	80 to 120	0.00	20
BA08051	Fluoride	mg/L	0.0266	0.05	2.50	2.52	0.0266	2.64	2.25 to 2.75	101	80 to 120	0.00	20

Comments:

Reported: 5/19/2020
Version: 3.1
COA_CCR

Alabama Power
General Test Laboratory
744 County Road 87, GSC #8
Calera, AL 35040

Certificate Of Analysis

Alabama Power

Description: Gaston Ash Pond - MW-35V

Location Code: WMWGASAP
Collected: 4/29/20 13:20
Customer ID:
Submittal Date: 4/30/20 10:46

Laboratory ID Number: BA08049

Name	Prepared	Analyzed	Vio Spec	DF	Results	Units	MDL	RL	Q
Analytical Method: EPA 200.7	***Analyst: ABB***				***Preparation Method: EPA 1638***				
* Boron, Total	5/4/20 09:56	5/4/20 15:40		1.015	0.184	mg/L	0.03	0.1	
* Calcium, Total	5/4/20 09:56	5/4/20 16:18		10.15	50.0	mg/L	1.015	5.075	
* Lithium, Total	5/4/20 09:56	5/4/20 15:40		1.015	Not Detected	mg/L	0.01	0.02	U
Analytical Method: EPA 200.8	***Analyst: ABB***				***Preparation Method: EPA 1638***				
* Antimony, Total	4/30/20 14:30	5/5/20 14:04		1.015	Not Detected	mg/L	0.0008	0.003	U
* Arsenic, Total	4/30/20 14:30	5/5/20 14:04		1.015	Not Detected	mg/L	0.001	0.005	U
* Barium, Total	4/30/20 14:30	5/5/20 14:04		1.015	0.0163	mg/L	0.002	0.01	
* Beryllium, Total	4/30/20 14:30	5/5/20 14:04		1.015	Not Detected	mg/L	0.0006	0.003	U
* Cadmium, Total	4/30/20 14:30	5/5/20 14:04		1.015	Not Detected	mg/L	0.0003	0.001	U
* Chromium, Total	4/30/20 14:30	5/5/20 14:04		1.015	Not Detected	mg/L	0.002	0.01	U
* Cobalt, Total	4/30/20 14:10	5/11/20 13:34		1.015	Not Detected	mg/L	0.002	0.005	U
* Lead, Total	4/30/20 14:30	5/5/20 14:04		1.015	Not Detected	mg/L	0.001	0.005	U
* Molybdenum, Total	4/30/20 14:30	5/5/20 14:04		1.015	0.0266	mg/L	0.002	0.01	
* Selenium, Total	4/30/20 14:30	5/5/20 14:04		1.015	Not Detected	mg/L	0.002	0.01	U
* Thallium, Total	4/30/20 14:30	5/5/20 14:04		1.015	Not Detected	mg/L	0.0002	0.001	U
Analytical Method: EPA 245.1	***Analyst: GAS***								
* Mercury, Total by CVAA	5/5/20 09:47	5/6/20 11:27		1	Not Detected	mg/L	0.0003	0.0005	U
Analytical Method: SM 2540C	***Analyst: TJW***								
* Solids, Dissolved	5/1/20 12:10	5/4/20 15:46		1	227	mg/L		25	
Analytical Method: SM4500Cl E	***Analyst: JCC***								
* Chloride	5/1/20 10:33	5/1/20 10:33		1	5.78	mg/L	0.50	1	
Analytical Method: SM4500F G 2017	***Analyst: JCC***								
* Fluoride	5/1/20 12:10	5/1/20 12:10		1	0.141	mg/L	0.06	0.1	
Analytical Method: SM4500SO4 E 2011	***Analyst: JCC***								
* Sulfate	5/4/20 12:20	5/4/20 12:20		1	39.0	mg/L	0.50	1	
Analytical Method: Field Measurements	***Analyst: TJD***								
Conductivity	4/29/20 13:15	4/29/20 13:15			406.69	uS/cm			FA
pH	4/29/20 13:15	4/29/20 13:15			7.71	SU			FA
Temperature	4/29/20 13:15	4/29/20 13:15			20.66	C			FA
Turbidity	4/29/20 13:15	4/29/20 13:15			5.33	NTU			FA

MDL's and RL's are adjusted for sample dilution, as applicable

Comments:

Reported: 5/19/2020
Version: 3.1
COA_CCR

Alabama Power
General Test Laboratory
744 County Road 87, GSC #8
Calera, AL 35040

Batch QC Summary

Alabama Power

Customer Account: WMWGASAP
Sample Date: 4/29/20 13:20
Customer ID:
Delivery Date: 4/30/20 10:46

Description: Gaston Ash Pond - MW-35V

Laboratory ID Number: BA08049

Sample	Analysis	Units	MB	MB Limit	Spike	MS	MSD	Standard	Standard Limit	Rec	Rec Limit	Prec	Prec Limit
BA08051	Arsenic, Total	mg/L	0.0000140	0.0001474	0.10	0.103	0.104	0.105	0.085 to 0.115	103	70 to 130	0.966	20
BA08051	Antimony, Total	mg/L	0.000329	0.00066	0.10	0.0988	0.0997	0.0994	0.085 to 0.115	98.8	70 to 130	0.907	20
BA08051	Boron, Total	mg/L	0.00511	0.0650254	1.00	1.01	1.01	0.997	0.85 to 1.15	101	70 to 130	0.00	20
BA08051	Calcium, Total	mg/L	0.00161	0.1518	5.00	5.17	5.15	5.10	4.25 to 5.75	103	70 to 130	0.388	20
BA08051	Beryllium, Total	mg/L	0.0000116	0.00088	0.10	0.0901	0.0874	0.0928	0.085 to 0.115	90.1	70 to 130	3.04	20
BA08051	Lithium, Total	mg/L	0.0000142	0.0154	0.20	0.193	0.193	0.193	0.17 to 0.23	96.5	70 to 130	0.00	20
BA08051	Lead, Total	mg/L	0.00000596	0.0001474	0.10	0.103	0.104	0.103	0.085 to 0.115	103	70 to 130	0.966	20
BA08051	Mercury, Total by CVAA	mg/L	-0.00000588	0.0005	0.004	0.00458	0.00448	0.00451	0.0034 to 0.0046	114	70 to 130	2.21	20
BA08051	Molybdenum, Total	mg/L	0.00000832	0.0001474	0.10	0.102	0.102	0.103	0.085 to 0.115	102	70 to 130	0.00	20
BA08051	Barium, Total	mg/L	0.00000826	0.0002	0.10	0.104	0.105	0.105	0.085 to 0.115	104	70 to 130	0.957	20
BA08051	Chromium, Total	mg/L	0.0000267	0.00044	0.10	0.0995	0.102	0.102	0.085 to 0.115	99.5	70 to 130	2.48	20
BA08051	Thallium, Total	mg/L	0.00000863	0.0001474	0.10	0.103	0.102	0.0988	0.085 to 0.115	103	70 to 130	0.976	20
BA08051	Cadmium, Total	mg/L	-0.0000042	0.0001474	0.10	0.105	0.102	0.102	0.085 to 0.115	105	70 to 130	2.90	20
BA08051	Cobalt, Total	mg/L	0.00000216	0.0001474	0.10	0.105	0.105	0.100	0.085 to 0.115	105	70 to 130	0.00	20
BA08051	Selenium, Total	mg/L	0.0000985	0.00066	0.10	0.100	0.102	0.103	0.085 to 0.115	100	70 to 130	1.98	20

Comments:

Alabama Power
General Test Laboratory
744 County Road 87, GSC #8
Calera, AL 35040

Alabama Power

Batch QC Summary

Customer Account: WMWGASAP
Sample Date: 4/29/20 13:20
Customer ID:
Delivery Date: 4/30/20 10:46

Description: Gaston Ash Pond - MW-35V

Laboratory ID Number: BA08049

Sample	Analysis	Units	MB	MB Limit	Spike	MS	Sample Duplicate	Standard	Standard Limit	Rec	Rec Limit	Prec	Prec Limit
BA08050	Solids, Dissolved	mg/L	2.00	25			270	57.0	40 to 60			0.552	5
BA08051	Sulfate	mg/L	-0.294	0.50	20.0	19.3	-0.336	20.0	18 to 22	96.5	80 to 120	0.00	20
BA08051	Chloride	mg/L	0.00358	0.50	10.0	10.1	0.164	10.4	9 to 11	101	80 to 120	0.00	20
BA08051	Fluoride	mg/L	0.0266	0.05	2.50	2.52	0.0266	2.64	2.25 to 2.75	101	80 to 120	0.00	20

Comments:

Reported: 5/19/2020
Version: 3.1
COA_CCR

Alabama Power
General Test Laboratory
744 County Road 87, GSC #8
Calera, AL 35040

Certificate Of Analysis

Alabama Power

Description: Gaston Ash Pond - MW-37V

Location Code: WMWGASAP
Collected: 4/29/20 15:50
Customer ID:
Submittal Date: 4/30/20 10:46

Laboratory ID Number: BA08050

Name	Prepared	Analyzed	Vio Spec	DF	Results	Units	MDL	RL	Q
Analytical Method: EPA 200.7	***Analyst: ABB***				***Preparation Method: EPA 1638***				
* Boron, Total	5/4/20 09:56	5/4/20 15:43		1.015	0.317	mg/L	0.03	0.1	
* Calcium, Total	5/4/20 09:56	5/4/20 16:21		10.15	44.9	mg/L	1.015	5.075	
* Lithium, Total	5/4/20 09:56	5/4/20 15:43		1.015	0.0377	mg/L	0.01	0.02	
Analytical Method: EPA 200.8	***Analyst: ABB***				***Preparation Method: EPA 1638***				
* Antimony, Total	4/30/20 14:30	5/5/20 14:07		1.015	Not Detected	mg/L	0.0008	0.003	U
* Arsenic, Total	4/30/20 14:30	5/5/20 14:07		1.015	0.00420	mg/L	0.001	0.005	J
* Barium, Total	4/30/20 14:30	5/5/20 14:07		1.015	0.0336	mg/L	0.002	0.01	
* Beryllium, Total	4/30/20 14:30	5/5/20 14:07		1.015	Not Detected	mg/L	0.0006	0.003	U
* Cadmium, Total	4/30/20 14:30	5/5/20 14:07		1.015	Not Detected	mg/L	0.0003	0.001	U
* Chromium, Total	4/30/20 14:30	5/5/20 14:07		1.015	Not Detected	mg/L	0.002	0.01	U
* Cobalt, Total	4/30/20 14:10	5/11/20 13:36		1.015	Not Detected	mg/L	0.002	0.005	U
* Lead, Total	4/30/20 14:30	5/5/20 14:07		1.015	Not Detected	mg/L	0.001	0.005	U
* Molybdenum, Total	4/30/20 14:30	5/5/20 14:07		1.015	0.208	mg/L	0.002	0.01	
* Selenium, Total	4/30/20 14:30	5/5/20 14:07		1.015	Not Detected	mg/L	0.002	0.01	U
* Thallium, Total	4/30/20 14:30	5/5/20 14:07		1.015	Not Detected	mg/L	0.0002	0.001	U
Analytical Method: EPA 245.1	***Analyst: GAS***								
* Mercury, Total by CVAA	5/5/20 09:47	5/6/20 11:29		1	Not Detected	mg/L	0.0003	0.0005	U
Analytical Method: SM 2540C	***Analyst: TJW***								
* Solids, Dissolved	5/1/20 12:10	5/4/20 15:46		1	273	mg/L		25	
Analytical Method: SM4500Cl E	***Analyst: JCC***								
* Chloride	5/1/20 10:34	5/1/20 10:34		1	12.9	mg/L	0.50	1	
Analytical Method: SM4500F G 2017	***Analyst: JCC***								
* Fluoride	5/1/20 12:11	5/1/20 12:11		1	0.164	mg/L	0.06	0.1	
Analytical Method: SM4500SO4 E 2011	***Analyst: JCC***								
* Sulfate	5/4/20 12:22	5/4/20 12:22		5	99.9	mg/L	2.50	5	
Analytical Method: Field Measurements	***Analyst: TJD***								
Conductivity	4/29/20 15:48	4/29/20 15:48			439.29	uS/cm			FA
pH	4/29/20 15:48	4/29/20 15:48			7.94	SU			FA
Temperature	4/29/20 15:48	4/29/20 15:48			21.01	C			FA
Turbidity	4/29/20 15:48	4/29/20 15:48			3.68	NTU			FA

MDL's and RL's are adjusted for sample dilution, as applicable

Comments:

Reported: 5/19/2020
Version: 3.1
COA_CCR

Alabama Power
General Test Laboratory
744 County Road 87, GSC #8
Calera, AL 35040

Batch QC Summary

Alabama Power

Customer Account: WMWGASAP
Sample Date: 4/29/20 15:50
Customer ID:
Delivery Date: 4/30/20 10:46

Description: Gaston Ash Pond - MW-37V

Laboratory ID Number: BA08050

Sample	Analysis	Units	MB	MB Limit	Spike	MS	MSD	Standard	Standard Limit	Rec	Rec Limit	Prec	Prec Limit
BA08051	Arsenic, Total	mg/L	0.0000140	0.0001474	0.10	0.103	0.104	0.105	0.085 to 0.115	103	70 to 130	0.966	20
BA08051	Antimony, Total	mg/L	0.000329	0.00066	0.10	0.0988	0.0997	0.0994	0.085 to 0.115	98.8	70 to 130	0.907	20
BA08051	Boron, Total	mg/L	0.00511	0.0650254	1.00	1.01	1.01	0.997	0.85 to 1.15	101	70 to 130	0.00	20
BA08051	Calcium, Total	mg/L	0.00161	0.1518	5.00	5.17	5.15	5.10	4.25 to 5.75	103	70 to 130	0.388	20
BA08051	Cadmium, Total	mg/L	-0.0000042	0.0001474	0.10	0.105	0.102	0.102	0.085 to 0.115	105	70 to 130	2.90	20
BA08051	Cobalt, Total	mg/L	0.00000216	0.0001474	0.10	0.105	0.105	0.100	0.085 to 0.115	105	70 to 130	0.00	20
BA08051	Selenium, Total	mg/L	0.0000985	0.00066	0.10	0.100	0.102	0.103	0.085 to 0.115	100	70 to 130	1.98	20
BA08051	Barium, Total	mg/L	0.00000826	0.0002	0.10	0.104	0.105	0.105	0.085 to 0.115	104	70 to 130	0.957	20
BA08051	Chromium, Total	mg/L	0.0000267	0.00044	0.10	0.0995	0.102	0.102	0.085 to 0.115	99.5	70 to 130	2.48	20
BA08051	Thallium, Total	mg/L	0.00000863	0.0001474	0.10	0.103	0.102	0.0988	0.085 to 0.115	103	70 to 130	0.976	20
BA08051	Mercury, Total by CVAA	mg/L	-0.00000588	0.0005	0.004	0.00458	0.00448	0.00451	0.0034 to 0.0046	114	70 to 130	2.21	20
BA08051	Molybdenum, Total	mg/L	0.00000832	0.0001474	0.10	0.102	0.102	0.103	0.085 to 0.115	102	70 to 130	0.00	20
BA08051	Beryllium, Total	mg/L	0.0000116	0.00088	0.10	0.0901	0.0874	0.0928	0.085 to 0.115	90.1	70 to 130	3.04	20
BA08051	Lithium, Total	mg/L	0.0000142	0.0154	0.20	0.193	0.193	0.193	0.17 to 0.23	96.5	70 to 130	0.00	20
BA08051	Lead, Total	mg/L	0.00000596	0.0001474	0.10	0.103	0.104	0.103	0.085 to 0.115	103	70 to 130	0.966	20

Comments:

Reported: 5/19/2020
Version: 3.1
COA_CCR

Alabama Power
General Test Laboratory
744 County Road 87, GSC #8
Calera, AL 35040

Alabama Power

Batch QC Summary

Customer Account: WMWGASAP
Sample Date: 4/29/20 15:50
Customer ID:
Delivery Date: 4/30/20 10:46

Description: Gaston Ash Pond - MW-37V

Laboratory ID Number: BA08050

Sample	Analysis	Units	MB	MB Limit	Spike	MS	Sample Duplicate	Standard	Standard Limit	Rec	Rec Limit	Prec	Prec Limit
BA08050	Solids, Dissolved	mg/L	2.00	25			270	57.0	40 to 60			0.552	5
BA08051	Sulfate	mg/L	-0.294	0.50	20.0	19.3	-0.336	20.0	18 to 22	96.5	80 to 120	0.00	20
BA08051	Chloride	mg/L	0.00358	0.50	10.0	10.1	0.164	10.4	9 to 11	101	80 to 120	0.00	20
BA08051	Fluoride	mg/L	0.0266	0.05	2.50	2.52	0.0266	2.64	2.25 to 2.75	101	80 to 120	0.00	20

Comments:

Reported: 5/19/2020
Version: 3.1
COA_CCR

Alabama Power
General Test Laboratory
744 County Road 87, GSC #8
Calera, AL 35040

Certificate Of Analysis

Alabama Power

Description: Gaston Ash Pond Equipment Blank

Location Code: WMWGASAPEB
Collected: 4/29/20 16:20
Customer ID:
Submittal Date: 4/30/20 10:46

Laboratory ID Number: BA08051

Name	Prepared	Analyzed	Vio Spec	DF	Results	Units	MDL	RL	Q
Analytical Method: EPA 200.7	***Analyst: ABB***				***Preparation Method: EPA 1638***				
* Boron, Total	5/4/20 09:56	5/4/20 15:46		1.015	Not Detected	mg/L	0.03	0.1	U
* Calcium, Total	5/4/20 09:56	5/4/20 15:46		1.015	Not Detected	mg/L	0.1	0.5	U
* Lithium, Total	5/4/20 09:56	5/4/20 15:46		1.015	Not Detected	mg/L	0.01	0.02	U
Analytical Method: EPA 200.8	***Analyst: ABB***				***Preparation Method: EPA 1638***				
* Antimony, Total	4/30/20 14:30	5/5/20 14:10		1.015	Not Detected	mg/L	0.0008	0.003	U
* Arsenic, Total	4/30/20 14:30	5/5/20 14:10		1.015	Not Detected	mg/L	0.001	0.005	U
* Barium, Total	4/30/20 14:30	5/5/20 14:10		1.015	Not Detected	mg/L	0.002	0.01	U
* Beryllium, Total	4/30/20 14:30	5/5/20 14:10		1.015	Not Detected	mg/L	0.0006	0.003	U
* Cadmium, Total	4/30/20 14:30	5/5/20 14:10		1.015	Not Detected	mg/L	0.0003	0.001	U
* Chromium, Total	4/30/20 14:30	5/5/20 14:10		1.015	Not Detected	mg/L	0.002	0.01	U
* Cobalt, Total	4/30/20 14:10	5/11/20 13:39		1.015	Not Detected	mg/L	0.002	0.005	U
* Lead, Total	4/30/20 14:30	5/5/20 14:10		1.015	Not Detected	mg/L	0.001	0.005	U
* Molybdenum, Total	4/30/20 14:30	5/5/20 14:10		1.015	Not Detected	mg/L	0.002	0.01	U
* Selenium, Total	4/30/20 14:30	5/5/20 14:10		1.015	Not Detected	mg/L	0.002	0.01	U
* Thallium, Total	4/30/20 14:30	5/5/20 14:10		1.015	Not Detected	mg/L	0.0002	0.001	U
Analytical Method: EPA 245.1	***Analyst: GAS***								
* Mercury, Total by CVAA	5/5/20 09:47	5/6/20 11:32		1	Not Detected	mg/L	0.0003	0.0005	U
Analytical Method: SM 2540C	***Analyst: TJW***								
* Solids, Dissolved	5/1/20 12:10	5/4/20 15:46		1	Not Detected	mg/L		25	U
Analytical Method: SM4500Cl E	***Analyst: JCC***								
* Chloride	5/1/20 10:35	5/1/20 10:35		1	Not Detected	mg/L	0.50	1	U
Analytical Method: SM4500F G 2017	***Analyst: JCC***								
* Fluoride	5/1/20 12:13	5/1/20 12:13		1	Not Detected	mg/L	0.06	0.1	U
Analytical Method: SM4500SO4 E 2011	***Analyst: JCC***								
* Sulfate	5/4/20 12:23	5/4/20 12:23		1	Not Detected	mg/L	0.50	1	U

MDL's and RL's are adjusted for sample dilution, as applicable

Comments:

Reported: 5/19/2020
Version: 3.1
COA_CCR

Alabama Power
General Test Laboratory
744 County Road 87, GSC #8
Calera, AL 35040

Batch QC Summary

Alabama Power

Customer Account: WMWGASAPEB
Sample Date: 4/29/20 16:20
Customer ID:
Delivery Date: 4/30/20 10:46

Description:Gaston Ash Pond Equipment Blank

Laboratory ID Number: BA08051

Sample	Analysis	Units	MB	MB Limit	Spike	MS	MSD	Standard	Standard Limit	Rec	Rec Limit	Prec	Prec Limit
BA08051	Arsenic, Total	mg/L	0.0000140	0.0001474	0.10	0.103	0.104	0.105	0.085 to 0.115	103	70 to 130	0.966	20
BA08051	Antimony, Total	mg/L	0.000329	0.00066	0.10	0.0988	0.0997	0.0994	0.085 to 0.115	98.8	70 to 130	0.907	20
BA08051	Barium, Total	mg/L	0.00000826	0.0002	0.10	0.104	0.105	0.105	0.085 to 0.115	104	70 to 130	0.957	20
BA08051	Chromium, Total	mg/L	0.0000267	0.00044	0.10	0.0995	0.102	0.102	0.085 to 0.115	99.5	70 to 130	2.48	20
BA08051	Thallium, Total	mg/L	0.00000863	0.0001474	0.10	0.103	0.102	0.0988	0.085 to 0.115	103	70 to 130	0.976	20
BA08051	Boron, Total	mg/L	0.00511	0.0650254	1.00	1.01	1.01	0.997	0.85 to 1.15	101	70 to 130	0.00	20
BA08051	Calcium, Total	mg/L	0.00161	0.1518	5.00	5.17	5.15	5.10	4.25 to 5.75	103	70 to 130	0.388	20
BA08051	Cadmium, Total	mg/L	-0.0000042	0.0001474	0.10	0.105	0.102	0.102	0.085 to 0.115	105	70 to 130	2.90	20
BA08051	Cobalt, Total	mg/L	0.00000216	0.0001474	0.10	0.105	0.105	0.100	0.085 to 0.115	105	70 to 130	0.00	20
BA08051	Selenium, Total	mg/L	0.0000985	0.00066	0.10	0.100	0.102	0.103	0.085 to 0.115	100	70 to 130	1.98	20
BA08051	Mercury, Total by CVAA	mg/L	-0.00000588	0.0005	0.004	0.00458	0.00448	0.00451	0.0034 to 0.0046	114	70 to 130	2.21	20
BA08051	Molybdenum, Total	mg/L	0.00000832	0.0001474	0.10	0.102	0.102	0.103	0.085 to 0.115	102	70 to 130	0.00	20
BA08051	Beryllium, Total	mg/L	0.0000116	0.00088	0.10	0.0901	0.0874	0.0928	0.085 to 0.115	90.1	70 to 130	3.04	20
BA08051	Lithium, Total	mg/L	0.0000142	0.0154	0.20	0.193	0.193	0.193	0.17 to 0.23	96.5	70 to 130	0.00	20
BA08051	Lead, Total	mg/L	0.00000596	0.0001474	0.10	0.103	0.104	0.103	0.085 to 0.115	103	70 to 130	0.966	20

Comments:

Reported: 5/19/2020
Version: 3.1
COA_CCR

Alabama Power
General Test Laboratory
744 County Road 87, GSC #8
Calera, AL 35040

Alabama Power

Batch QC Summary

Customer Account: WMWGASAPEB
Sample Date: 4/29/20 16:20
Customer ID:
Delivery Date: 4/30/20 10:46

Description: Gaston Ash Pond Equipment Blank

Laboratory ID Number: BA08051

Sample	Analysis	Units	MB	MB Limit	Spike	MS	Sample Duplicate	Standard	Standard Limit	Rec	Rec Limit	Prec	Prec Limit
BA08050	Solids, Dissolved	mg/L	2.00	25			270	57.0	40 to 60			0.552	5
BA08051	Sulfate	mg/L	-0.294	0.50	20.0	19.3	-0.336	20.0	18 to 22	96.5	80 to 120	0.00	20
BA08051	Chloride	mg/L	0.00358	0.50	10.0	10.1	0.164	10.4	9 to 11	101	80 to 120	0.00	20
BA08051	Fluoride	mg/L	0.0266	0.05	2.50	2.52	0.0266	2.64	2.25 to 2.75	101	80 to 120	0.00	20

Comments:

Reported: 5/19/2020
Version: 3.1
COA_CCR

Alabama Power
General Test Laboratory
744 County Road 87, GSC #8
Calera, AL 35040
(205) 664-6001

Definitions

Alabama Power

Abbreviation	Description
DF	Dilution Factor
LCS	Lab Control Sample
LFM	Lab Fortified Matrix
MB	Method Blank
MDL	Method Detection Limit; minimum concentration of an analyte that can be determined with 99% confidence that the concentration is greater than zero.
MS	Matrix Spike
MSD	Matrix Spike Duplicate
Prec	Precision (% RPD)
Q	Qualifier; comment used to note deviations or additional information associated with analytical results.
QC	Quality Control
Rec	Recovery of Matrix Spike
RL	Reporting Limit; lowest concentration at which an analyte can be quantitatively measured.
Vio Spec	Violation Specification; regulatory limit which has been exceeded by the sample analyzed.

Qualifier	Description
FA	Field results were reviewed by the Water Field Group.
J	Reported value is an estimate because concentration is less than reporting limit.
U	Compound was analyzed, but not detected.

Chain of Custody
Groundwater
APC General Testing Laboratory

☑ Field Complete ☐ Outside Lab
☑ Lab Complete

Lab ETA: 04/30/2020 10:30

Requested Complete Date	Routine	Results To	Dustin Brooks, Greg Dyer
Site Representative	Jodi Webb	Requested By	Greg Dyer
Collector	Dallas Gentry	Location	Gaston Ash Pond

Bottles

1	Metals	500 mL	3	TDS	500 mL	5	N/A	N/A	7	N/A	N/A
2	Hg	250 mL	4	Anions	250 mL	6	N/A	N/A	8	N/A	N/A

Comments: Correcting to FB-1. LBM 4/30/2020

Sample #	Date	Time	Bottle Count	Description	Lab Filter	Lab Id
MW-31VR	04/29/2020	12:58	4	Groundwater		BA08045
MW-31VR dup	04/29/2020	12:58	4	Sample Duplicate		BA08046
MW-36V	04/29/2020	17:17	4	Groundwater		BA08047
FB-1	04/29/2020	17:48	4	Field Blank		BA08048

Relinquished By	Received By	Date/Time
Dallas Gentry	Laura Milby	04/30/2020 09:45

SmarTroll ID	7586-41446-5-5	All metals and radiological bottles have pH < 2	☑
Turbidity ID	7081-38476-1-1	Cooler Temp	0.1 degrees C
Sample Event	1276	Thermometer ID	5408-27568-2-2
		pH Strip ID	7901-43573-2-2

Bottles/Pre-Preserved Bottles are provided by the GTL

Chain of Custody
Groundwater
APC General Testing Laboratory

☑ Field Complete ☐ Outside Lab
☑ Lab Complete

Lab ETA: 04/30/2020 11:00

Requested Complete Date	Routine	Results To	Dustin Brooks, Greg Dyer
Site Representative	Jodi Webb	Requested By	Greg Dyer
Collector	TJ Daugherty	Location	Gaston Ash Pond

Bottles

1	Metals	500 mL	3	TDS	500 mL	5	N/A	N/A	7	N/A	N/A
2	Hg	250 mL	4	Anions	250 mL	6	N/A	N/A	8	N/A	N/A

Comments:

Sample #	Date	Time	Bottle Count	Description	Lab Filter	Lab Id
MW-35V	04/29/2020	13:20	4	Groundwater		BA08049
MW-37V	04/29/2020	15:50	4	Groundwater		BA08050
EB-1	04/29/2020	16:20	4	Equipment Blank		BA08051

Relinquished By	Received By	Date/Time
		04/30/2020 10:01

SmarTroll ID	7586-41445-5-4	All metals and radiological bottles have pH < 2	☑
Turbidity ID	4677-23342-4-1	Cooler Temp	0.3 degrees C
Sample Event	1276	Thermometer ID	5408-27568-2-2
		pH Strip ID	7901-43573-2-2

Bottles/Pre-Preserved Bottles are provided by the GTL

Chain of Custody
Groundwater
APC General Testing Laboratory

☑ Field Complete ☑ Lab Complete ☑ Outside Lab

Lab ETA: 04/30/2020 10:30

Requested Complete Date	Routine	Results To	Dustin Brooks, Greg Dyer
Site Representative	Jodi Webb	Requested By	Greg Dyer
Collector	Dallas Gentry	Location	Gaston Ash Pond

Bottles															
	1	Radium	1 L	3	N/A	N/A	5	N/A	N/A	7	N/A	N/A
	2	N/A	N/A	4	N/A	N/A	6	N/A	N/A	8	N/A	N/A

Comments: Correcting to FB-1. LBM 4/30/2020

Sample #	Date	Time	Bottle Count	Description	Lab Filter	Lab Id
MW-31VR	04/29/2020	12:58	1	Groundwater		BA08052
MW-31VR dup	04/29/2020	12:58	1	Sample Duplicate		BA08053
MW-36V	04/29/2020	17:17	1	Groundwater		BA08054
FB-1	04/29/2020	17:48	1	Field Blank		BA08055

Relinquished By	Received By	Date/Time
Dallas Gentry	Laura Mayfield	04/30/2020 09:44

SmarTroll ID	7586-41446-5-5	All metals and radiological bottles have pH < 2	☑
Turbidity ID	7081-38476-1-1	Cooler Temp	N/A
Sample Event	1276	Thermometer ID	N/A
		pH Strip ID	7901-43573-2-2

Bottles/Pre-Preserved Bottles are provided by the GTL

Chain of Custody
Groundwater
APC General Testing Laboratory

☑ Field Complete ☑ Lab Complete ☑ Outside Lab

Lab ETA: 04/30/2020 11:00

Requested Complete Date	Routine	Results To	Dustin Brooks, Greg Dyer
Site Representative	Jodi Webb	Requested By	Greg Dyer
Collector	TJ Daugherty	Location	Gaston Ash Pond

Bottles												
1	Radium	1 L	3	N/A	N/A	5	N/A	N/A	7	N/A	N/A
2	N/A	N/A	4	N/A	N/A	6	N/A	N/A	8	N/A	N/A

Comments: Radium MS/MSD collected at MW-35V

Sample #	Date	Time	Bottle Count	Description	Lab Filter	Lab Id
MW-35V	04/29/2020	13:20	3	Groundwater		BA08056
MW-37V	04/29/2020	15:50	1	Groundwater		BA08057
EB-1	04/29/2020	16:20	1	Equipment Blank		BA08058

Relinquished By	Received By	Date/Time
		04/30/2020 10:01

SmarTroll ID	7586-41445-5-4	All metals and radiological bottles have pH < 2	☑
Turbidity ID	4677-23342-4-1	Cooler Temp	N/A
Sample Event	1276	Thermometer ID	N/A
		pH Strip ID	7901-43573-2-2

Bottles/Pre-Preserved Bottles are provided by the GTL

eurofins | Environment Testing America

ANALYTICAL REPORT

Eurofins TestAmerica, Pensacola
3355 McLemore Drive
Pensacola, FL 32514
Tel: (850)474-1001

Laboratory Job ID: 400-187631-1
Laboratory Sample Delivery Group: Gaston Ash Pond 1276
Client Project/Site: CCR Plant Gaston

For:
Alabama Power General Test Laboratory
744 County Rd 87
GSC #8
Calera, Alabama 35040

Attn: Laura Midkiff

Cheyenne R Whitmire

Authorized for release by:
6/3/2020 6:54:51 PM

Cheyenne Whitmire, Project Manager II
(850)471-6222
cheyenne.whitmire@testamericainc.com

LINKS

Review your project results through TotalAccess

Have a Question? Ask The Expert

Visit us at: www.eurofinsus.com/Env

The test results in this report meet all 2003 NELAC and 2009 TNI requirements for accredited parameters, exceptions are noted in this report. This report may not be reproduced except in full, and with written approval from the laboratory. For questions please contact the Project Manager at the e-mail address or telephone number listed on this page.

This report has been electronically signed and authorized by the signatory. Electronic signature is intended to be the legally binding equivalent of a traditionally handwritten signature.

Results relate only to the items tested and the sample(s) as received by the laboratory.

Table of Contents

Cover Page 1
Table of Contents 2
Case Narrative 3
Method Summary 4
Sample Summary 5
Client Sample Results 6
Definitions 13
Chronicle 14
QC Association 16
QC Sample Results 17
Chain of Custody 20
Receipt Checklists 22
Certification Summary 24

Job ID: 400-187631-1

Laboratory: Eurofins TestAmerica, Pensacola

Narrative

Job Narrative
400-187631-1

RAD

Method 9315: Ra-226 Prep Batch 160-470000. Any minimum detectable concentration (MDC), critical value (DLC), or Safe Drinking Water Act detection limit (SDWA DL) is sample-specific unless otherwise stated elsewhere in this narrative. Radiochemistry sample results are reported with the count date/time applied as the Activity Reference Date. BA08052 MW-31VR (400-187631-1), BA08053 MW-31 VR DUP (400-187631-2), BA08054 MW-36V (400-187631-3), BA08055 FB-1 (400-187631-4), BA08056 MW-35V (400-187631-5), BA08056 MW-35V (400-187631-5[MS]), BA08056 MW-35V (400-187631-5[MSD]), BA08057 MW-37V (400-187631-6), BA08058 EB-1 (400-187631-7), (LCS 160-470000/1-A), (MB 160-470000/23-A), (500-181246-J-12-A) and (500-181246-J-12-B DU)

Method 9320: Ra-228 Prep Batch 160-470001. Any minimum detectable concentration (MDC), critical value (DLC), or Safe Drinking Water Act detection limit (SDWA DL) is sample-specific unless otherwise stated elsewhere in this narrative. Radiochemistry sample results are reported with the count date/time applied as the Activity Reference Date. BA08052 MW-31VR (400-187631-1), BA08053 MW-31 VR DUP (400-187631-2), BA08054 MW-36V (400-187631-3), BA08055 FB-1 (400-187631-4), BA08056 MW-35V (400-187631-5), BA08056 MW-35V (400-187631-5[MS]), BA08056 MW-35V (400-187631-5[MSD]), BA08057 MW-37V (400-187631-6), BA08058 EB-1 (400-187631-7), (LCS 160-470001/1-A), (MB 160-470001/23-A), (500-181246-J-12-C) and (500-181246-J-12-D DU)

Method PrecSep_0: Radium 228 Prep Batch 160-470001. The following samples were prepared at a reduced aliquot to insure sufficient volume remains if needed for analysis: BA08052 MW-31VR (400-187631-1), BA08053 MW-31 VR DUP (400-187631-2), BA08054 MW-36V (400-187631-3), BA08055 FB-1 (400-187631-4), BA08056 MW-35V (400-187631-5), BA08056 MW-35V (400-187631-5[MS]), BA08056 MW-35V (400-187631-5[MSD]), BA08057 MW-37V (400-187631-6) and BA08058 EB-1 (400-187631-7).

Method PrecSep-21: Radium 226 Prep Batch 160-470000. The following samples were prepared at a reduced aliquot to insure sufficient volume remains if needed for analysis: BA08052 MW-31VR (400-187631-1), BA08053 MW-31 VR DUP (400-187631-2), BA08054 MW-36V (400-187631-3), BA08055 FB-1 (400-187631-4), BA08056 MW-35V (400-187631-5), BA08056 MW-35V (400-187631-5[MS]), BA08056 MW-35V (400-187631-5[MSD]), BA08057 MW-37V (400-187631-6) and BA08058 EB-1 (400-187631-7).

Method Summary

Client: Alabama Power General Test Laboratory
Project/Site: CCR Plant Gaston

Job ID: 400-187631-1
SDG: Gaston Ash Pond 1276

Method	Method Description	Protocol	Laboratory
9315	Radium-226 (GFPC)	SW846	TAL SL
9320	Radium-228 (GFPC)	SW846	TAL SL
Ra226_Ra228	Combined Radium-226 and Radium-228	TAL-STL	TAL SL
PrecSep_0	Preparation, Precipitate Separation	None	TAL SL
PrecSep-21	Preparation, Precipitate Separation (21-Day In-Growth)	None	TAL SL

Protocol References:

None = None

SW846 = "Test Methods For Evaluating Solid Waste, Physical/Chemical Methods", Third Edition, November 1986 And Its Updates.

TAL-STL = TestAmerica Laboratories, St. Louis, Facility Standard Operating Procedure.

Laboratory References:

TAL SL = Eurofins TestAmerica, St. Louis, 13715 Rider Trail North, Earth City, MO 63045, TEL (314)298-8566

Sample Summary

Client: Alabama Power General Test Laboratory
Project/Site: CCR Plant Gaston

Job ID: 400-187631-1
SDG: Gaston Ash Pond 1276

Lab Sample ID	Client Sample ID	Matrix	Collected	Received	Asset ID
400-187631-1	BA08052 MW-31VR	Water	04/29/20 12:58	05/05/20 13:55	
400-187631-2	BA08053 MW-31 VR DUP	Water	04/29/20 12:58	05/05/20 13:55	
400-187631-3	BA08054 MW-36V	Water	04/29/20 17:17	05/05/20 13:55	
400-187631-4	BA08055 FB-1	Water	04/29/20 17:48	05/05/20 13:55	
400-187631-5	BA08056 MW-35V	Water	04/29/20 13:20	05/05/20 13:55	
400-187631-6	BA08057 MW-37V	Water	04/29/20 15:50	05/05/20 13:55	
400-187631-7	BA08058 EB-1	Water	04/29/20 16:20	05/05/20 13:55	

Client Sample ID: BA08052 MW-31VR

Date Collected: 04/29/20 12:58
Date Received: 05/05/20 13:55

Lab Sample ID: 400-187631-1

Matrix: Water

Method: 9315 - Radium-226 (GFPC)

Analyte	Result	Qualifier	Count Uncert. (2σ+/-)	Total Uncert. (2σ+/-)	RL	MDC	Unit	Prepared	Analyzed	Dil Fac
Radium-226	0.289	U	0.288	0.289	1.00	0.453	pCi/L	05/11/20 11:31	06/02/20 10:08	1

Carrier	*%Yield*	*Qualifier*	*Limits*	*Prepared*	*Analyzed*	*Dil Fac*
Ba Carrier	*72.6*		*40 - 110*	*05/11/20 11:31*	*06/02/20 10:08*	*1*

Method: 9320 - Radium-228 (GFPC)

Analyte	Result	Qualifier	Count Uncert. (2σ+/-)	Total Uncert. (2σ+/-)	RL	MDC	Unit	Prepared	Analyzed	Dil Fac
Radium-228	0.0613	U	0.382	0.382	1.00	0.673	pCi/L	05/11/20 11:59	06/01/20 13:51	1

Carrier	*%Yield*	*Qualifier*	*Limits*	*Prepared*	*Analyzed*	*Dil Fac*
Ba Carrier	*72.6*		*40 - 110*	*05/11/20 11:59*	*06/01/20 13:51*	*1*
Y Carrier	*90.5*		*40 - 110*	*05/11/20 11:59*	*06/01/20 13:51*	*1*

Method: Ra226_Ra228 - Combined Radium-226 and Radium-228

Analyte	Result	Qualifier	Count Uncert. (2σ+/-)	Total Uncert. (2σ+/-)	RL	MDC	Unit	Prepared	Analyzed	Dil Fac
Combined Radium 226 + 228	0.350	U	0.478	0.479	5.00	0.673	pCi/L		06/03/20 09:22	1

Client Sample ID: BA08053 MW-31 VR DUP

Date Collected: 04/29/20 12:58
Date Received: 05/05/20 13:55

Lab Sample ID: 400-187631-2

Matrix: Water

Method: 9315 - Radium-226 (GFPC)

Analyte	Result	Qualifier	Count Uncert. (2σ+/-)	Total Uncert. (2σ+/-)	RL	MDC	Unit	Prepared	Analyzed	Dil Fac
Radium-226	0.346	U	0.287	0.288	1.00	0.426	pCi/L	05/11/20 11:31	06/02/20 10:08	1

Carrier	*%Yield*	*Qualifier*	*Limits*	*Prepared*	*Analyzed*	*Dil Fac*
Ba Carrier	*71.7*		*40 - 110*	*05/11/20 11:31*	*06/02/20 10:08*	*1*

Method: 9320 - Radium-228 (GFPC)

Analyte	Result	Qualifier	Count Uncert. (2σ+/-)	Total Uncert. (2σ+/-)	RL	MDC	Unit	Prepared	Analyzed	Dil Fac
Radium-228	-0.193	U	0.358	0.358	1.00	0.679	pCi/L	05/11/20 11:59	06/01/20 13:51	1

Carrier	*%Yield*	*Qualifier*	*Limits*	*Prepared*	*Analyzed*	*Dil Fac*
Ba Carrier	*71.7*		*40 - 110*	*05/11/20 11:59*	*06/01/20 13:51*	*1*
Y Carrier	*85.2*		*40 - 110*	*05/11/20 11:59*	*06/01/20 13:51*	*1*

Method: Ra226_Ra228 - Combined Radium-226 and Radium-228

Analyte	Result	Qualifier	Count Uncert. (2σ+/-)	Total Uncert. (2σ+/-)	RL	MDC	Unit	Prepared	Analyzed	Dil Fac
Combined Radium 226 + 228	0.153	U	0.459	0.459	5.00	0.679	pCi/L		06/03/20 09:22	1

Client Sample ID: BA08054 MW-36V

Date Collected: 04/29/20 17:17
Date Received: 05/05/20 13:55

Lab Sample ID: 400-187631-3

Matrix: Water

Method: 9315 - Radium-226 (GFPC)

Analyte	Result	Qualifier	Count Uncert. (2σ+/-)	Total Uncert. (2σ+/-)	RL	MDC	Unit	Prepared	Analyzed	Dil Fac
Radium-226	**0.994**		0.373	0.384	1.00	0.376	pCi/L	05/11/20 11:31	06/02/20 10:08	1

Carrier	*%Yield*	*Qualifier*	*Limits*	*Prepared*	*Analyzed*	*Dil Fac*
Ba Carrier	*75.6*		*40 - 110*	*05/11/20 11:31*	*06/02/20 10:08*	*1*

Method: 9320 - Radium-228 (GFPC)

Analyte	Result	Qualifier	Count Uncert. (2σ+/-)	Total Uncert. (2σ+/-)	RL	MDC	Unit	Prepared	Analyzed	Dil Fac
Radium-228	0.424	U	0.391	0.393	1.00	0.629	pCi/L	05/11/20 11:59	06/01/20 13:51	1

Carrier	*%Yield*	*Qualifier*	*Limits*	*Prepared*	*Analyzed*	*Dil Fac*
Ba Carrier	*75.6*		*40 - 110*	*05/11/20 11:59*	*06/01/20 13:51*	*1*
Y Carrier	*86.7*		*40 - 110*	*05/11/20 11:59*	*06/01/20 13:51*	*1*

Method: Ra226_Ra228 - Combined Radium-226 and Radium-228

Analyte	Result	Qualifier	Count Uncert. (2σ+/-)	Total Uncert. (2σ+/-)	RL	MDC	Unit	Prepared	Analyzed	Dil Fac
Combined Radium 226 + 228	**1.42**		0.540	0.549	5.00	0.629	pCi/L		06/03/20 09:22	1

Client Sample ID: BA08055 FB-1

Date Collected: 04/29/20 17:48
Date Received: 05/05/20 13:55

Lab Sample ID: 400-187631-4

Matrix: Water

Method: 9315 - Radium-226 (GFPC)

Analyte	Result	Qualifier	Count Uncert. (2σ+/-)	Total Uncert. (2σ+/-)	RL	MDC	Unit	Prepared	Analyzed	Dil Fac
Radium-226	0.0166	U	0.164	0.164	1.00	0.343	pCi/L	05/11/20 11:31	06/02/20 10:09	1

Carrier	*%Yield*	*Qualifier*	*Limits*	*Prepared*	*Analyzed*	*Dil Fac*
Ba Carrier	*74.1*		*40 - 110*	*05/11/20 11:31*	*06/02/20 10:09*	*1*

Method: 9320 - Radium-228 (GFPC)

Analyte	Result	Qualifier	Count Uncert. (2σ+/-)	Total Uncert. (2σ+/-)	RL	MDC	Unit	Prepared	Analyzed	Dil Fac
Radium-228	0.466	U	0.419	0.421	1.00	0.673	pCi/L	05/11/20 11:59	06/01/20 13:51	1

Carrier	*%Yield*	*Qualifier*	*Limits*	*Prepared*	*Analyzed*	*Dil Fac*
Ba Carrier	*74.1*		*40 - 110*	*05/11/20 11:59*	*06/01/20 13:51*	*1*
Y Carrier	*86.7*		*40 - 110*	*05/11/20 11:59*	*06/01/20 13:51*	*1*

Method: Ra226_Ra228 - Combined Radium-226 and Radium-228

Analyte	Result	Qualifier	Count Uncert. (2σ+/-)	Total Uncert. (2σ+/-)	RL	MDC	Unit	Prepared	Analyzed	Dil Fac
Combined Radium 226 + 228	0.483	U	0.450	0.452	5.00	0.673	pCi/L		06/03/20 09:22	1

Client Sample ID: BA08056 MW-35V

Date Collected: 04/29/20 13:20
Date Received: 05/05/20 13:55

Lab Sample ID: 400-187631-5

Matrix: Water

Method: 9315 - Radium-226 (GFPC)

Analyte	Result	Qualifier	Count Uncert. (2σ+/-)	Total Uncert. (2σ+/-)	RL	MDC	Unit	Prepared	Analyzed	Dil Fac
Radium-226	0.180	U	0.193	0.193	1.00	0.301	pCi/L	05/11/20 11:31	06/02/20 10:09	1

Carrier	*%Yield*	*Qualifier*	*Limits*	*Prepared*	*Analyzed*	*Dil Fac*
Ba Carrier	*78.6*		*40 - 110*	*05/11/20 11:31*	*06/02/20 10:09*	*1*

Method: 9320 - Radium-228 (GFPC)

Analyte	Result	Qualifier	Count Uncert. (2σ+/-)	Total Uncert. (2σ+/-)	RL	MDC	Unit	Prepared	Analyzed	Dil Fac
Radium-228	0.275	U	0.345	0.346	1.00	0.571	pCi/L	05/11/20 11:59	06/01/20 13:51	1

Carrier	*%Yield*	*Qualifier*	*Limits*	*Prepared*	*Analyzed*	*Dil Fac*
Ba Carrier	*78.6*		*40 - 110*	*05/11/20 11:59*	*06/01/20 13:51*	*1*
Y Carrier	*87.9*		*40 - 110*	*05/11/20 11:59*	*06/01/20 13:51*	*1*

Method: Ra226_Ra228 - Combined Radium-226 and Radium-228

Analyte	Result	Qualifier	Count Uncert. (2σ+/-)	Total Uncert. (2σ+/-)	RL	MDC	Unit	Prepared	Analyzed	Dil Fac
Combined Radium 226 + 228	0.455	U	0.395	0.396	5.00	0.571	pCi/L		06/03/20 09:22	1

Client Sample ID: BA08057 MW-37V

Date Collected: 04/29/20 15:50
Date Received: 05/05/20 13:55

Lab Sample ID: 400-187631-6

Matrix: Water

Method: 9315 - Radium-226 (GFPC)

Analyte	Result	Qualifier	Count Uncert. (2σ+/-)	Total Uncert. (2σ+/-)	RL	MDC	Unit	Prepared	Analyzed	Dil Fac
Radium-226	**2.84**		0.629	0.679	1.00	0.451	pCi/L	05/11/20 11:31	06/02/20 10:09	1

Carrier	*%Yield*	*Qualifier*	*Limits*	*Prepared*	*Analyzed*	*Dil Fac*
Ba Carrier	*70.2*		*40 - 110*	*05/11/20 11:31*	*06/02/20 10:09*	*1*

Method: 9320 - Radium-228 (GFPC)

Analyte	Result	Qualifier	Count Uncert. (2σ+/-)	Total Uncert. (2σ+/-)	RL	MDC	Unit	Prepared	Analyzed	Dil Fac
Radium-228	0.809	U	0.552	0.557	1.00	0.865	pCi/L	05/11/20 11:59	06/01/20 13:56	1

Carrier	*%Yield*	*Qualifier*	*Limits*	*Prepared*	*Analyzed*	*Dil Fac*
Ba Carrier	*70.2*		*40 - 110*	*05/11/20 11:59*	*06/01/20 13:56*	*1*
Y Carrier	*86.0*		*40 - 110*	*05/11/20 11:59*	*06/01/20 13:56*	*1*

Method: Ra226_Ra228 - Combined Radium-226 and Radium-228

Analyte	Result	Qualifier	Count Uncert. (2σ+/-)	Total Uncert. (2σ+/-)	RL	MDC	Unit	Prepared	Analyzed	Dil Fac
Combined Radium 226 + 228	**3.65**		0.837	0.878	5.00	0.865	pCi/L		06/03/20 09:22	1

Client Sample ID: BA08058 EB-1

Date Collected: 04/29/20 16:20
Date Received: 05/05/20 13:55

Lab Sample ID: 400-187631-7

Matrix: Water

Method: 9315 - Radium-226 (GFPC)

Analyte	Result	Qualifier	Count Uncert. (2σ+/-)	Total Uncert. (2σ+/-)	RL	MDC	Unit	Prepared	Analyzed	Dil Fac
Radium-226	0.00823	U	0.207	0.207	1.00	0.420	pCi/L	05/11/20 11:31	06/02/20 10:09	1

Carrier	*%Yield*	*Qualifier*	*Limits*	*Prepared*	*Analyzed*	*Dil Fac*
Ba Carrier	*78.3*		*40 - 110*	*05/11/20 11:31*	*06/02/20 10:09*	*1*

Method: 9320 - Radium-228 (GFPC)

Analyte	Result	Qualifier	Count Uncert. (2σ+/-)	Total Uncert. (2σ+/-)	RL	MDC	Unit	Prepared	Analyzed	Dil Fac
Radium-228	-0.452	U	0.379	0.381	1.00	0.746	pCi/L	05/11/20 11:59	06/01/20 13:56	1

Carrier	*%Yield*	*Qualifier*	*Limits*	*Prepared*	*Analyzed*	*Dil Fac*
Ba Carrier	*78.3*		*40 - 110*	*05/11/20 11:59*	*06/01/20 13:56*	*1*
Y Carrier	*85.2*		*40 - 110*	*05/11/20 11:59*	*06/01/20 13:56*	*1*

Method: Ra226_Ra228 - Combined Radium-226 and Radium-228

Analyte	Result	Qualifier	Count Uncert. (2σ+/-)	Total Uncert. (2σ+/-)	RL	MDC	Unit	Prepared	Analyzed	Dil Fac
Combined Radium 226 + 228	-0.444	U	0.432	0.434	5.00	0.746	pCi/L		06/03/20 09:22	1

Definitions/Glossary

Client: Alabama Power General Test Laboratory
Project/Site: CCR Plant Gaston

Job ID: 400-187631-1
SDG: Gaston Ash Pond 1276

Qualifiers

Rad

Qualifier	Qualifier Description
U	Result is less than the sample detection limit.

Glossary

Abbreviation	These commonly used abbreviations may or may not be present in this report.
¤	Listed under the "D" column to designate that the result is reported on a dry weight basis
%R	Percent Recovery
CFL	Contains Free Liquid
CNF	Contains No Free Liquid
DER	Duplicate Error Ratio (normalized absolute difference)
Dil Fac	Dilution Factor
DL	Detection Limit (DoD/DOE)
DL, RA, RE, IN	Indicates a Dilution, Re-analysis, Re-extraction, or additional Initial metals/anion analysis of the sample
DLC	Decision Level Concentration (Radiochemistry)
EDL	Estimated Detection Limit (Dioxin)
LOD	Limit of Detection (DoD/DOE)
LOQ	Limit of Quantitation (DoD/DOE)
MDA	Minimum Detectable Activity (Radiochemistry)
MDC	Minimum Detectable Concentration (Radiochemistry)
MDL	Method Detection Limit
ML	Minimum Level (Dioxin)
MQL	Method Quantitation Limit
NC	Not Calculated
ND	Not Detected at the reporting limit (or MDL or EDL if shown)
PQL	Practical Quantitation Limit
QC	Quality Control
RER	Relative Error Ratio (Radiochemistry)
RL	Reporting Limit or Requested Limit (Radiochemistry)
RPD	Relative Percent Difference, a measure of the relative difference between two points
TEF	Toxicity Equivalent Factor (Dioxin)
TEQ	Toxicity Equivalent Quotient (Dioxin)

Lab Chronicle

Client: Alabama Power General Test Laboratory
Project/Site: CCR Plant Gaston

Job ID: 400-187631-1
SDG: Gaston Ash Pond 1276

Client Sample ID: BA08052 MW-31VR

Lab Sample ID: 400-187631-1
Matrix: Water
Date Collected: 04/29/20 12:58
Date Received: 05/05/20 13:55

Prep Type	Batch Type	Batch Method	Run	Dilution Factor	Batch Number	Prepared or Analyzed	Analyst	Lab
Total/NA	Prep	PrecSep-21			470000	05/11/20 11:31	RBR	TAL SL
Total/NA	Analysis	9315		1	471668	06/02/20 10:08	KLS	TAL SL
Total/NA	Prep	PrecSep_0			470001	05/11/20 11:59	RBR	TAL SL
Total/NA	Analysis	9320		1	471606	06/01/20 13:51	CJQ	TAL SL
Total/NA	Analysis	Ra226_Ra228		1	471871	06/03/20 09:22	SMP	TAL SL

Client Sample ID: BA08053 MW-31 VR DUP

Lab Sample ID: 400-187631-2
Matrix: Water
Date Collected: 04/29/20 12:58
Date Received: 05/05/20 13:55

Prep Type	Batch Type	Batch Method	Run	Dilution Factor	Batch Number	Prepared or Analyzed	Analyst	Lab
Total/NA	Prep	PrecSep-21			470000	05/11/20 11:31	RBR	TAL SL
Total/NA	Analysis	9315		1	471668	06/02/20 10:08	KLS	TAL SL
Total/NA	Prep	PrecSep_0			470001	05/11/20 11:59	RBR	TAL SL
Total/NA	Analysis	9320		1	471606	06/01/20 13:51	CJQ	TAL SL
Total/NA	Analysis	Ra226_Ra228		1	471871	06/03/20 09:22	SMP	TAL SL

Client Sample ID: BA08054 MW-36V

Lab Sample ID: 400-187631-3
Matrix: Water
Date Collected: 04/29/20 17:17
Date Received: 05/05/20 13:55

Prep Type	Batch Type	Batch Method	Run	Dilution Factor	Batch Number	Prepared or Analyzed	Analyst	Lab
Total/NA	Prep	PrecSep-21			470000	05/11/20 11:31	RBR	TAL SL
Total/NA	Analysis	9315		1	471668	06/02/20 10:08	KLS	TAL SL
Total/NA	Prep	PrecSep_0			470001	05/11/20 11:59	RBR	TAL SL
Total/NA	Analysis	9320		1	471606	06/01/20 13:51	CJQ	TAL SL
Total/NA	Analysis	Ra226_Ra228		1	471871	06/03/20 09:22	SMP	TAL SL

Client Sample ID: BA08055 FB-1

Lab Sample ID: 400-187631-4
Matrix: Water
Date Collected: 04/29/20 17:48
Date Received: 05/05/20 13:55

Prep Type	Batch Type	Batch Method	Run	Dilution Factor	Batch Number	Prepared or Analyzed	Analyst	Lab
Total/NA	Prep	PrecSep-21			470000	05/11/20 11:31	RBR	TAL SL
Total/NA	Analysis	9315		1	471668	06/02/20 10:09	KLS	TAL SL
Total/NA	Prep	PrecSep_0			470001	05/11/20 11:59	RBR	TAL SL
Total/NA	Analysis	9320		1	471606	06/01/20 13:51	CJQ	TAL SL
Total/NA	Analysis	Ra226_Ra228		1	471871	06/03/20 09:22	SMP	TAL SL

Lab Chronicle

Client: Alabama Power General Test Laboratory
Project/Site: CCR Plant Gaston

Job ID: 400-187631-1
SDG: Gaston Ash Pond 1276

Client Sample ID: BA08056 MW-35V

Lab Sample ID: 400-187631-5

Date Collected: 04/29/20 13:20
Matrix: Water
Date Received: 05/05/20 13:55

Prep Type	Batch Type	Batch Method	Run	Dilution Factor	Batch Number	Prepared or Analyzed	Analyst	Lab
Total/NA	Prep	PrecSep-21			470000	05/11/20 11:31	RBR	TAL SL
Total/NA	Analysis	9315		1	471668	06/02/20 10:09	KLS	TAL SL
Total/NA	Prep	PrecSep_0			470001	05/11/20 11:59	RBR	TAL SL
Total/NA	Analysis	9320		1	471606	06/01/20 13:51	CJQ	TAL SL
Total/NA	Analysis	Ra226_Ra228		1	471871	06/03/20 09:22	SMP	TAL SL

Client Sample ID: BA08057 MW-37V

Lab Sample ID: 400-187631-6

Date Collected: 04/29/20 15:50
Matrix: Water
Date Received: 05/05/20 13:55

Prep Type	Batch Type	Batch Method	Run	Dilution Factor	Batch Number	Prepared or Analyzed	Analyst	Lab
Total/NA	Prep	PrecSep-21			470000	05/11/20 11:31	RBR	TAL SL
Total/NA	Analysis	9315		1	471668	06/02/20 10:09	KLS	TAL SL
Total/NA	Prep	PrecSep_0			470001	05/11/20 11:59	RBR	TAL SL
Total/NA	Analysis	9320		1	471626	06/01/20 13:56	AJD	TAL SL
Total/NA	Analysis	Ra226_Ra228		1	471871	06/03/20 09:22	SMP	TAL SL

Client Sample ID: BA08058 EB-1

Lab Sample ID: 400-187631-7

Date Collected: 04/29/20 16:20
Matrix: Water
Date Received: 05/05/20 13:55

Prep Type	Batch Type	Batch Method	Run	Dilution Factor	Batch Number	Prepared or Analyzed	Analyst	Lab
Total/NA	Prep	PrecSep-21			470000	05/11/20 11:31	RBR	TAL SL
Total/NA	Analysis	9315		1	471668	06/02/20 10:09	KLS	TAL SL
Total/NA	Prep	PrecSep_0			470001	05/11/20 11:59	RBR	TAL SL
Total/NA	Analysis	9320		1	471626	06/01/20 13:56	AJD	TAL SL
Total/NA	Analysis	Ra226_Ra228		1	471871	06/03/20 09:22	SMP	TAL SL

Laboratory References:

TAL SL = Eurofins TestAmerica, St. Louis, 13715 Rider Trail North, Earth City, MO 63045, TEL (314)298-8566

Rad

Prep Batch: 470000

Lab Sample ID	Client Sample ID	Prep Type	Matrix	Method	Prep Batch
400-187631-1	BA08052 MW-31VR	Total/NA	Water	PrecSep-21	
400-187631-2	BA08053 MW-31 VR DUP	Total/NA	Water	PrecSep-21	
400-187631-3	BA08054 MW-36V	Total/NA	Water	PrecSep-21	
400-187631-4	BA08055 FB-1	Total/NA	Water	PrecSep-21	
400-187631-5	BA08056 MW-35V	Total/NA	Water	PrecSep-21	
400-187631-6	BA08057 MW-37V	Total/NA	Water	PrecSep-21	
400-187631-7	BA08058 EB-1	Total/NA	Water	PrecSep-21	
MB 160-470000/23-A	Method Blank	Total/NA	Water	PrecSep-21	
LCS 160-470000/1-A	Lab Control Sample	Total/NA	Water	PrecSep-21	
400-187631-5 MS	BA08056 MW-35V	Total/NA	Water	PrecSep-21	
400-187631-5 MSD	BA08056 MW-35V	Total/NA	Water	PrecSep-21	
500-181246-J-12-B DU	Duplicate	Total/NA	Water	PrecSep-21	

Prep Batch: 470001

Lab Sample ID	Client Sample ID	Prep Type	Matrix	Method	Prep Batch
400-187631-1	BA08052 MW-31VR	Total/NA	Water	PrecSep_0	
400-187631-2	BA08053 MW-31 VR DUP	Total/NA	Water	PrecSep_0	
400-187631-3	BA08054 MW-36V	Total/NA	Water	PrecSep_0	
400-187631-4	BA08055 FB-1	Total/NA	Water	PrecSep_0	
400-187631-5	BA08056 MW-35V	Total/NA	Water	PrecSep_0	
400-187631-6	BA08057 MW-37V	Total/NA	Water	PrecSep_0	
400-187631-7	BA08058 EB-1	Total/NA	Water	PrecSep_0	
MB 160-470001/23-A	Method Blank	Total/NA	Water	PrecSep_0	
LCS 160-470001/1-A	Lab Control Sample	Total/NA	Water	PrecSep_0	
400-187631-5 MS	BA08056 MW-35V	Total/NA	Water	PrecSep_0	
400-187631-5 MSD	BA08056 MW-35V	Total/NA	Water	PrecSep_0	
500-181246-J-12-D DU	Duplicate	Total/NA	Water	PrecSep_0	

Method: 9315 - Radium-226 (GFPC)

Lab Sample ID: MB 160-470000/23-A
Matrix: Water
Analysis Batch: 471668

Client Sample ID: Method Blank
Prep Type: Total/NA
Prep Batch: 470000

Analyte	MB Result	MB Qualifier	Count Uncert. (2σ+/-)	Total Uncert. (2σ+/-)	RL	MDC	Unit	Prepared	Analyzed	Dil Fac
Radium-226	-0.1042	U	0.0947	0.0951	1.00	0.263	pCi/L	05/11/20 11:31	06/02/20 11:58	1

Carrier	*MB %Yield*	*MB Qualifier*	*Limits*	*Prepared*	*Analyzed*	*Dil Fac*
Ba Carrier	*85.8*		*40 - 110*	*05/11/20 11:31*	*06/02/20 11:58*	*1*

Lab Sample ID: LCS 160-470000/1-A
Matrix: Water
Analysis Batch: 471667

Client Sample ID: Lab Control Sample
Prep Type: Total/NA
Prep Batch: 470000

Analyte			Spike Added	LCS Result	LCS Qual	Total Uncert. (2σ+/-)	RL	MDC	Unit	%Rec	%Rec. Limits		
Radium-226			11.3	10.51		1.36	1.00	0.248	pCi/L	93	75 - 125		

Carrier	*LCS %Yield*	*LCS Qualifier*	*Limits*
Ba Carrier	*67.8*		*40 - 110*

Lab Sample ID: 400-187631-5 MS
Matrix: Water
Analysis Batch: 471668

Client Sample ID: BA08056 MW-35V
Prep Type: Total/NA
Prep Batch: 470000

Analyte	Sample Result	Sample Qual	Spike Added	MS Result	MS Qual	Total Uncert. (2σ+/-)	RL	MDC	Unit	%Rec	%Rec. Limits		
Radium-226	0.180	U	15.1	15.63		2.00	1.00	0.551	pCi/L	102	75 - 138		

Carrier	*MS %Yield*	*MS Qualifier*	*Limits*
Ba Carrier	*69.6*		*40 - 110*

Lab Sample ID: 400-187631-5 MSD
Matrix: Water
Analysis Batch: 471668

Client Sample ID: BA08056 MW-35V
Prep Type: Total/NA
Prep Batch: 470000

Analyte	Sample Result	Sample Qual	Spike Added	MSD Result	MSD Qual	Total Uncert. (2σ+/-)	RL	MDC	Unit	%Rec	%Rec. Limits	RER	RER Limit
Radium-226	0.180	U	15.1	14.42		1.77	1.00	0.323	pCi/L	94	75 - 138	0.32	1

Carrier	*MSD %Yield*	*MSD Qualifier*	*Limits*
Ba Carrier	*79.5*		*40 - 110*

Lab Sample ID: 500-181246-J-12-B DU
Matrix: Water
Analysis Batch: 471667

Client Sample ID: Duplicate
Prep Type: Total/NA
Prep Batch: 470000

Analyte	Sample Result	Sample Qual		DU Result	DU Qual	Total Uncert. (2σ+/-)	RL	MDC	Unit			RER	RER Limit
Radium-226	0.0713	U		0.1051	U	0.156	1.00	0.267	pCi/L			0.12	1

Method: 9315 - Radium-226 (GFPC) (Continued)

Lab Sample ID: 500-181246-J-12-B DU
Matrix: Water
Analysis Batch: 471667

Client Sample ID: Duplicate
Prep Type: Total/NA
Prep Batch: 470000

Carrier	DU %Yield	DU Qualifier	Limits
Ba Carrier	63.3		40 - 110

Method: 9320 - Radium-228 (GFPC)

Lab Sample ID: MB 160-470001/23-A
Matrix: Water
Analysis Batch: 471626

Client Sample ID: Method Blank
Prep Type: Total/NA
Prep Batch: 470001

Analyte	MB Result	MB Qualifier	Count Uncert. (2σ+/-)	Total Uncert. (2σ+/-)	RL	MDC	Unit	Prepared	Analyzed	Dil Fac
Radium-228	0.07705	U	0.318	0.318	1.00	0.551	pCi/L	05/11/20 11:59	06/01/20 13:57	1

Carrier	MB %Yield	MB Qualifier	Limits	Prepared	Analyzed	Dil Fac
Ba Carrier	85.8		40 - 110	05/11/20 11:59	06/01/20 13:57	1
Y Carrier	82.6		40 - 110	05/11/20 11:59	06/01/20 13:57	1

Lab Sample ID: LCS 160-470001/1-A
Matrix: Water
Analysis Batch: 471606

Client Sample ID: Lab Control Sample
Prep Type: Total/NA
Prep Batch: 470001

Analyte			Spike Added	LCS Result	LCS Qual	Total Uncert. (2σ+/-)	RL	MDC	Unit	%Rec	%Rec. Limits		
Radium-228			8.79	9.618		1.21	1.00	0.572	pCi/L	109	75 - 125		

Carrier	LCS %Yield	LCS Qualifier	Limits
Ba Carrier	67.8		40 - 110
Y Carrier	86.4		40 - 110

Lab Sample ID: 400-187631-5 MS
Matrix: Water
Analysis Batch: 471606

Client Sample ID: BA08056 MW-35V
Prep Type: Total/NA
Prep Batch: 470001

Analyte	Sample Result	Sample Qual	Spike Added	MS Result	MS Qual	Total Uncert. (2σ+/-)	RL	MDC	Unit	%Rec	%Rec. Limits		
Radium-228	0.275	U	11.7	11.47		1.47	1.00	0.694	pCi/L	96	45 - 150		

Carrier	MS %Yield	MS Qualifier	Limits
Ba Carrier	69.6		40 - 110
Y Carrier	88.2		40 - 110

Lab Sample ID: 400-187631-5 MSD
Matrix: Water
Analysis Batch: 471606

Client Sample ID: BA08056 MW-35V
Prep Type: Total/NA
Prep Batch: 470001

Analyte	Sample Result	Sample Qual	Spike Added	MSD Result	MSD Qual	Total Uncert. (2σ+/-)	RL	MDC	Unit	%Rec	%Rec. Limits	RER	RER Limit
Radium-228	0.275	U	11.7	12.17		1.49	1.00	0.653	pCi/L	102	45 - 150	0.23	1

Method: 9320 - Radium-228 (GFPC) (Continued)

Lab Sample ID: 400-187631-5 MSD
Matrix: Water
Analysis Batch: 471606

Client Sample ID: BA08056 MW-35V
Prep Type: Total/NA
Prep Batch: 470001

Carrier	MSD %Yield	MSD Qualifier	Limits
Ba Carrier	79.5		40 - 110
Y Carrier	86.0		40 - 110

Lab Sample ID: 500-181246-J-12-D DU
Matrix: Water
Analysis Batch: 471606

Client Sample ID: Duplicate
Prep Type: Total/NA
Prep Batch: 470001

Analyte	Sample Result	Sample Qual		DU Result	DU Qual	Total Uncert. (2σ+/-)	RL	MDC	Unit			RER	RER Limit
Radium-228	0.154	U		0.3382	U	0.368	1.00	0.601	pCi/L			0.28	1

Carrier	DU %Yield	DU Qualifier	Limits
Ba Carrier	63.3		40 - 110
Y Carrier	88.6		40 - 110

TestAmerica Pensacola
3355 McLemore Drive
Pensacola, FL 32514
Phone (850) 474-1001 Fax (850) 478-2671

Chain of Custody Record

TestAmerica

400-187631 COC

Client Information (Sub Contract Lab)	Sampler: Dallas Gentry	Lab PM: Whitmire, Cheyenne R	Carrier Tracking No(s):	COC No: 400-56525-24537.1
Client Contact: Laura Midkif	Phone:	E-Mail: cheyenne.whitmire@testamericainc.com	State of Origin: Alabama	Page: Page 1 of 2
Company: Alabama Power General Test Laboratory		Accreditations Required (See note):		Job #: 400-187293
Address: 744 County Rd 87 GSC#8	Due Date Requested:			
City: Calera	TAT Requested (days): Routine			
State, Zip: AL, 35040				
Phone: 205-664-6197	PO #:			
Email: lbmidkif@southernco.com	WO #:			
Project Name: CCR	Project #: 40007143			
Site: Gaston Ash Pond 1276	SSOW#:			

Preservation Codes:
A - HCL, B - NaOH, C - Zn Acetate, D - Nitric Acid, E - NaHSO4, F - MeOH, G - Amchlor, H - Ascorbic Acid, I - Ice, J - DI Water, K - EDTA, L - EDA, M - Hexane, N - None, O - AsNaO2, P - Na2O4S, Q - Na2SO3, R - Na2S2O3, S - H2SO4, T - TSP Dodecahydrate, U - Acetone, V - MCAA, W - pH 4-5, Z - other (specify)
Other:

Analysis Requested

Sample Identification - Client ID (Lab ID)	Sample Date	Sample Time	Sample Type (C=comp, G=grab)	Matrix (W=water, S=solid, O=wasteoil, BT=Tissue, A=Air)	Field Filtered Sample (Yes or No)	Perform MS/MSD (Yes or No)	SM 4500 F_C	SM 4500 Cl_E	SM 4500 SO4_E	9315_Ra226, 9320_Ra228, Ra226Ra228_GFPC	Total Number of containers	Special Instructions/Note:
			Preservation Code:									
BA08052	4/29/20	12:58	G	Water						X	1	MW-31VR
BA08053	4/29/20	12:58	G	Water						X	1	MW-31VR DUP (Sample Duplicate)
BA08054	4/29/20	17:17	G	Water						X	1	MW-36V
BA08055	4/29/20	17:48	G	Water						X	1	FB-1 (Field Blank)

Note: Since laboratory accreditations are subject to change, TestAmerica Laboratories, Inc. places the ownership of method, analyte & accreditation compliance upon out subcontract laboratories. This sample shipment is forwarded under chain-of-custody. If the laboratory does not currently maintain accreditation in the State of Origin listed above for analysis/tests/matrix being analyzed, the samples must be shipped back to the TestAmerica laboratory or other instructions will be provided. Any changes to accreditation status should be brought to TestAmerica Laboratories, Inc. attention immediately. If all requested accreditations are current to date, return the signed Chain of Custody attesting to said complicance to TestAmerica Laboratories, Inc.

Possible Hazard Identification
Unconfirmed

Sample Disposal (A fee may be assessed if samples are retained longer than 1 month)
☐ *Return To Client* ☐ *Disposal By Lab* ☐ *Archive For* _____ *Months*

Deliverable Requested: I, II, III, IV, Other (specify) 43599 Special Instructions/QC Requirements:

Empty Kit Relinquished by:	Date:	Time:	Method of Shipment:		
Relinquished by: Laura Midkif	Date/Time: 4/30/2020 13:00	Water APC	Received by:	Date/Time:	Company:
Relinquished by:	Date/Time:	Company:	Received by:	Date/Time:	Company:
Relinquished by:	Date/Time:	Company:	Received by: Megan Hmelsen	Date/Time: 5-5-2020 1355 83	Company:

Custody Seals Intact: Custody Seal No.: Cooler Temperature(s) °C and Other Remarks: MGS 5-5-20

Ver. 09/20/2016

74.6°C IR-7 H

TestAmerica Pensacola
3355 McLemore Drive
Pensacola, FL 32514
Phone (850) 474-1001 Fax (850) 478-2671

Chain of Custody Record

TestAmerica

Client Information (Sub Contract Lab)	Sampler: TJ Daugherty	Lab PM: Whitmire, Cheyenne R	Carrier Tracking No(s):	COC No: 400-56525-24537.1
Client Contact: Laura Midkif	Phone:	E-Mail: cheyenne.whitmire@testamericainc.com	State of Origin: Alabama	Page: Page 2 of 2
Company: Alabama Power General Test Laboratory		Accreditations Required (See note):		Job #: 400-187293
Address: 744 County Rd 87 GSC#8	Due Date Requested:			
City: Calera	TAT Requested (days): Routine			
State, Zip: AL, 35040				
Phone: 205-664-6197	PO #:			
Email: lbmidkif@southernco.com	WO #:			
Project Name: CCR	Project #: 40007143			
Site: Gaston Ash Pond 1276	SSOW#:			

Analysis Requested

Preservation Codes:
A - HCL, B - NaOH, C - Zn Acetate, D - Nitric Acid, E - NaHSO4, F - MeOH, G - Amchlor, H - Ascorbic Acid, I - Ice, J - DI Water, K - EDTA, L - EDA, M - Hexane, N - None, O - AsNaO2, P - Na2O4S, Q - Na2SO3, R - Na2S2O3, S - H2SO4, T - TSP Dodecahydrate, U - Acetone, V - MCAA, W - pH 4-5, Z - other (specify)
Other:

Sample Identification - Client ID (Lab ID)	Sample Date	Sample Time	Sample Type (C=comp, G=grab)	Matrix (Wewater, Smoolid, Dmassfoil, BT=Tissue, Anlia)	Field Filtered Sample (Yes or No)	Perform MS/MSD (Yes or No)	SM 4500 F_C	SM 4500 CL_E	SM 4500 SO4_E	9315_Ra226, 9320_Ra228, Ra228Ra228_GFPC	Total Number of containers	Special Instructions/Note:
			Preservation Code:									
BA08056	4/29/20	13:20	G	Water		X				X	3	MW-35V
BA08057	4/29/20	15:50	G	Water						X	1	MW-37V
BA08058	4/29/20	16:20	G	Water						X	1	EB-1 (Equipment Blank)

Note: Since laboratory accreditations are subject to change, TestAmerica Laboratories, Inc. places the ownership of method, analyte & accreditation compliance upon our subcontract laboratories. This sample shipment is forwarded under chain-of-custody. If the laboratory does not currently maintain accreditation in the State of Origin listed above for analysis/tests/matrix being analyzed, the samples must be shipped back to the TestAmerica laboratory or other instructions will be provided. Any changes to accreditation status should be brought to TestAmerica Laboratories, Inc. attention immediately. If all requested accreditations are current to date, return the signed Chain of Custody attesting to said complicance to TestAmerica Laboratories, Inc.

Possible Hazard Identification
Unconfirmed

Sample Disposal (A fee may be assessed if samples are retained longer than 1 month)
☐ *Return To Client* ☐ *Disposal By Lab* ☐ *Archive For* _____ *Months*

Deliverable Requested: I, II, III, IV, Other (specify) 43599 Special Instructions/QC Requirements:

Empty Kit Relinquished by: Date: Time: Method of Shipment: MH 5-8-20

Relinquished by: Laura Midkiff	Date/Time: 4/30/2020 13:00	Water APC	Received by: Megan Hamilsen	Date/Time: 5-5-2020	Company: TAPEN
Relinquished by:	Date/Time:	Company	Received by:	Date/Time: 1355	Company
Relinquished by:	Date/Time:	Company	Received by:	Date/Time:	Company

Custody Seals Intact: Custody Seal No.: Cooler Temperature(s) °C and Other Remarks:

24.6°C IR-7

Ver 09/20/2016

Login Sample Receipt Checklist

Client: Alabama Power General Test Laboratory

Job Number: 400-187631-1
SDG Number: Gaston Ash Pond 1276

Login Number: 187631
List Number: 1
Creator: Conrady, Hank W

List Source: Eurofins TestAmerica, Pensacola

Question	Answer	Comment
Radioactivity wasn't checked or is </= background as measured by a survey meter.	N/A	
The cooler's custody seal, if present, is intact.	True	
Sample custody seals, if present, are intact.	N/A	
The cooler or samples do not appear to have been compromised or tampered with.	True	
Samples were received on ice.	N/A	
Cooler Temperature is acceptable.	True	
Cooler Temperature is recorded.	True	24.6°C IR-7
COC is present.	True	
COC is filled out in ink and legible.	True	
COC is filled out with all pertinent information.	True	
Is the Field Sampler's name present on COC?	True	
There are no discrepancies between the containers received and the COC.	True	
Samples are received within Holding Time (excluding tests with immediate HTs)	True	
Sample containers have legible labels.	True	
Containers are not broken or leaking.	True	
Sample collection date/times are provided.	True	
Appropriate sample containers are used.	True	
Sample bottles are completely filled.	True	
Sample Preservation Verified.	True	
There is sufficient vol. for all requested analyses, incl. any requested MS/MSDs	True	
Containers requiring zero headspace have no headspace or bubble is <6mm (1/4").	N/A	
Multiphasic samples are not present.	True	
Samples do not require splitting or compositing.	True	
Residual Chlorine Checked.	N/A	

Login Sample Receipt Checklist

Client: Alabama Power General Test Laboratory

Job Number: 400-187631-1
SDG Number: Gaston Ash Pond 1276

Login Number: 187631
List Number: 2
Creator: Mazariegos, Leonel A

List Source: Eurofins TestAmerica, St. Louis
List Creation: 05/06/20 12:39 PM

Question	Answer	Comment
Radioactivity wasn't checked or is </= background as measured by a survey meter.	True	
The cooler's custody seal, if present, is intact.	True	
Sample custody seals, if present, are intact.	N/A	
The cooler or samples do not appear to have been compromised or tampered with.	True	
Samples were received on ice.	N/A	
Cooler Temperature is acceptable.	True	
Cooler Temperature is recorded.	True	
COC is present.	True	
COC is filled out in ink and legible.	True	
COC is filled out with all pertinent information.	True	
Is the Field Sampler's name present on COC?	True	
There are no discrepancies between the containers received and the COC.	True	
Samples are received within Holding Time (excluding tests with immediate HTs)	True	
Sample containers have legible labels.	True	
Containers are not broken or leaking.	True	
Sample collection date/times are provided.	True	
Appropriate sample containers are used.	True	
Sample bottles are completely filled.	True	
Sample Preservation Verified.	True	
There is sufficient vol. for all requested analyses, incl. any requested MS/MSDs	True	
Containers requiring zero headspace have no headspace or bubble is <6mm (1/4").	True	
Multiphasic samples are not present.	True	
Samples do not require splitting or compositing.	True	
Residual Chlorine Checked.	N/A	

Accreditation/Certification Summary

Client: Alabama Power General Test Laboratory
Project/Site: CCR Plant Gaston

Job ID: 400-187631-1
SDG: Gaston Ash Pond 1276

Laboratory: Eurofins TestAmerica, Pensacola

All accreditations/certifications held by this laboratory are listed. Not all accreditations/certifications are applicable to this report.

Authority	Program	Identification Number	Expiration Date
Alabama	State	40150	07-01-20
ANAB	ISO/IEC 17025	L2471	02-23-23
Arizona	State	AZ0710	01-13-21
Arkansas DEQ	State	88-0689	09-01-20
California	State	2510	07-01-20
Florida	NELAP	E81010	06-30-20
Georgia	State	E81010(FL)	06-30-20
Illinois	NELAP	004586	10-09-20
Iowa	State	367	08-01-20
Kansas	NELAP	E-10253	08-16-20
Kentucky (UST)	State	53	06-30-20
Kentucky (WW)	State	KY98030	12-31-20
Louisiana	NELAP	30976	06-30-20
Louisiana (DW)	State	LA017	12-31-20
Maryland	State	233	09-30-20
Massachusetts	State	M-FL094	06-30-20
Michigan	State	9912	06-30-20
Minnesota	NELAP	012-999-481	12-31-20
New Jersey	NELAP	FL006	06-30-20
New York	NELAP	12115	04-01-21
North Carolina (WW/SW)	State	314	12-31-20
Oklahoma	State	9810-186	08-31-20
Pennsylvania	NELAP	68-00467	01-31-21
Rhode Island	State	LAO00307	12-30-20
South Carolina	State	96026002	06-30-20
Tennessee	State	TN02907	06-30-20
Texas	NELAP	T104704286	09-30-20
US Fish & Wildlife	US Federal Programs	058448	07-31-20
USDA	US Federal Programs	P330-18-00148	05-17-21
Virginia	NELAP	460166	06-14-20
Washington	State	C915	05-15-21
West Virginia DEP	State	136	06-30-20

Accreditation/Certification Summary

Client: Alabama Power General Test Laboratory
Project/Site: CCR Plant Gaston

Job ID: 400-187631-1
SDG: Gaston Ash Pond 1276

Laboratory: Eurofins TestAmerica, St. Louis

All accreditations/certifications held by this laboratory are listed. Not all accreditations/certifications are applicable to this report.

Authority	Program	Identification Number	Expiration Date
Alaska (UST)	State	20-001	05-06-22
ANAB	Dept. of Defense ELAP	L2305	04-06-22
ANAB	Dept. of Energy	L2305.01	04-06-22
ANAB	ISO/IEC 17025	L2305	04-06-22
Arizona	State	AZ0813	12-08-20
California	Los Angeles County Sanitation Districts	10259	06-30-20
California	State	2886	06-30-20
Connecticut	State	PH-0241	03-31-21
Florida	NELAP	E87689	06-30-20
HI - RadChem Recognition	State	n/a	06-30-20
Illinois	NELAP	004553	11-30-20
Iowa	State	373	09-17-20
Kansas	NELAP	E-10236	10-31-20
Kentucky (DW)	State	KY90125	12-31-20
Louisiana	NELAP	04080	06-30-20
Louisiana (DW)	State	LA011	12-31-20
Maryland	State	310	09-30-20
MI - RadChem Recognition	State	9005	06-30-20
Missouri	State	780	06-30-22
Nevada	State	MO000542020-1	07-31-20
New Jersey	NELAP	MO002	06-30-20
New York	NELAP	11616	04-01-21
North Dakota	State	R-207	06-30-20
NRC	NRC	24-24817-01	12-31-22
Oklahoma	State	9997	08-31-20
Pennsylvania	NELAP	68-00540	02-28-21
South Carolina	State	85002001	06-30-20
Texas	NELAP	T104704193-19-13	07-31-20
US Fish & Wildlife	US Federal Programs	058448	07-31-20
USDA	US Federal Programs	P330-17-00028	03-11-23
Utah	NELAP	MO000542019-11	07-31-20
Virginia	NELAP	10310	06-14-20
Washington	State	C592	08-30-20
West Virginia DEP	State	381	10-31-20

Alabama Power Company
Plant Gaston Ash Pond

WELL ID	READING TIME	DESCRIPTION	VALUE	UNIT
GN-AP-MW-4	2/18/2020 12:56	Conductivity	506.38	uS/cm
GN-AP-MW-4	2/18/2020 12:56	DO	0.85	mg/L
GN-AP-MW-4	2/18/2020 12:56	Depth to Water Detail	0.81	ft
GN-AP-MW-4	2/18/2020 12:56	Oxidation Reduction Potention	30.47	mv
GN-AP-MW-4	2/18/2020 12:56	pH	7.35	pH
GN-AP-MW-4	2/18/2020 12:56	Temperature	18.17	C
GN-AP-MW-4	2/18/2020 12:56	Turbidity	1.07	NTU
GN-AP-MW-4	2/18/2020 13:01	Conductivity	499.79	uS/cm
GN-AP-MW-4	2/18/2020 13:01	DO	1.07	mg/L
GN-AP-MW-4	2/18/2020 13:01	Depth to Water Detail	0.81	ft
GN-AP-MW-4	2/18/2020 13:01	Oxidation Reduction Potention	37.93	mv
GN-AP-MW-4	2/18/2020 13:01	pH	7.35	pH
GN-AP-MW-4	2/18/2020 13:01	Temperature	18.23	C
GN-AP-MW-4	2/18/2020 13:01	Turbidity	1.75	NTU
GN-AP-MW-4	2/18/2020 13:06	Conductivity	498.97	uS/cm
GN-AP-MW-4	2/18/2020 13:06	DO	1.13	mg/L
GN-AP-MW-4	2/18/2020 13:06	Depth to Water Detail	0.81	ft
GN-AP-MW-4	2/18/2020 13:06	Oxidation Reduction Potention	44.46	mv
GN-AP-MW-4	2/18/2020 13:06	pH	7.33	pH
GN-AP-MW-4	2/18/2020 13:06	Temperature	18.27	C
GN-AP-MW-4	2/18/2020 13:06	Turbidity	0.71	NTU
GN-AP-MW-4	2/18/2020 13:11	Conductivity	499.13	uS/cm
GN-AP-MW-4	2/18/2020 13:11	DO	1.13	mg/L
GN-AP-MW-4	2/18/2020 13:11	Depth to Water Detail	0.81	ft
GN-AP-MW-4	2/18/2020 13:11	Oxidation Reduction Potention	48.71	mv
GN-AP-MW-4	2/18/2020 13:11	pH	7.34	pH
GN-AP-MW-4	2/18/2020 13:11	Temperature	18.3	C
GN-AP-MW-4	2/18/2020 13:11	Turbidity	0.75	NTU

Alabama Power Company
Plant Gaston Ash Pond

WELL ID	READING TIME	DESCRIPTION	VALUE	UNIT
GN-AP-MW-9	2/17/2020 10:31	Conductivity	388.8	uS/cm
GN-AP-MW-9	2/17/2020 10:31	DO	0.2	mg/L
GN-AP-MW-9	2/17/2020 10:31	Depth to Water Detail	8.43	ft
GN-AP-MW-9	2/17/2020 10:31	Oxidation Reduction Potention	-145.26	mv
GN-AP-MW-9	2/17/2020 10:31	pH	7.73	pH
GN-AP-MW-9	2/17/2020 10:31	Temperature	16.98	C
GN-AP-MW-9	2/17/2020 10:31	Turbidity	0.83	NTU
GN-AP-MW-9	2/17/2020 10:47	Conductivity	383.86	uS/cm
GN-AP-MW-9	2/17/2020 10:47	DO	0.11	mg/L
GN-AP-MW-9	2/17/2020 10:47	Depth to Water Detail	10.42	ft
GN-AP-MW-9	2/17/2020 10:47	Oxidation Reduction Potention	-157.28	mv
GN-AP-MW-9	2/17/2020 10:47	pH	7.75	pH
GN-AP-MW-9	2/17/2020 10:47	Temperature	17.22	C
GN-AP-MW-9	2/17/2020 10:47	Turbidity	0.99	NTU

Alabama Power Company
Plant Gaston Ash Pond

WELL ID	READING TIME	DESCRIPTION	VALUE	UNIT
GN-AP-MW-10	2/17/2020 12:39	Conductivity	330.26	uS/cm
GN-AP-MW-10	2/17/2020 12:39	DO	0.18	mg/L
GN-AP-MW-10	2/17/2020 12:39	Depth to Water Detail	7.3	ft
GN-AP-MW-10	2/17/2020 12:39	Oxidation Reduction Potention	-60.46	mv
GN-AP-MW-10	2/17/2020 12:39	pH	7.58	pH
GN-AP-MW-10	2/17/2020 12:39	Temperature	19.39	C
GN-AP-MW-10	2/17/2020 12:39	Turbidity	0.67	NTU
GN-AP-MW-10	2/17/2020 12:44	Conductivity	330.49	uS/cm
GN-AP-MW-10	2/17/2020 12:44	DO	0.14	mg/L
GN-AP-MW-10	2/17/2020 12:44	Depth to Water Detail	7.59	ft
GN-AP-MW-10	2/17/2020 12:44	Oxidation Reduction Potention	-65.84	mv
GN-AP-MW-10	2/17/2020 12:44	pH	7.58	pH
GN-AP-MW-10	2/17/2020 12:44	Temperature	19.41	C
GN-AP-MW-10	2/17/2020 12:44	Turbidity	0.72	NTU
GN-AP-MW-10	2/17/2020 12:49	Conductivity	329.97	uS/cm
GN-AP-MW-10	2/17/2020 12:49	DO	0.21	mg/L
GN-AP-MW-10	2/17/2020 12:49	Depth to Water Detail	7.69	ft
GN-AP-MW-10	2/17/2020 12:49	Oxidation Reduction Potention	-62.41	mv
GN-AP-MW-10	2/17/2020 12:49	pH	7.61	pH
GN-AP-MW-10	2/17/2020 12:49	Temperature	19.47	C
GN-AP-MW-10	2/17/2020 12:49	Turbidity	0.66	NTU
GN-AP-MW-10	2/17/2020 12:54	Conductivity	328.96	uS/cm
GN-AP-MW-10	2/17/2020 12:54	DO	0.41	mg/L
GN-AP-MW-10	2/17/2020 12:54	Depth to Water Detail	7.74	ft
GN-AP-MW-10	2/17/2020 12:54	Oxidation Reduction Potention	-54.41	mv
GN-AP-MW-10	2/17/2020 12:54	pH	7.61	pH
GN-AP-MW-10	2/17/2020 12:54	Temperature	19.62	C
GN-AP-MW-10	2/17/2020 12:54	Turbidity	0.49	NTU

Alabama Power Company
Plant Gaston Ash Pond

WELL ID	READING TIME	DESCRIPTION	VALUE	UNIT
GN-AP-MW-11	2/17/2020 14:15	Conductivity	336.2	uS/cm
GN-AP-MW-11	2/17/2020 14:15	DO	1.95	mg/L
GN-AP-MW-11	2/17/2020 14:15	Depth to Water Detail	6.69	ft
GN-AP-MW-11	2/17/2020 14:15	Oxidation Reduction Potention	32.66	mv
GN-AP-MW-11	2/17/2020 14:15	pH	7.69	pH
GN-AP-MW-11	2/17/2020 14:15	Temperature	19.19	C
GN-AP-MW-11	2/17/2020 14:15	Turbidity	0.65	NTU
GN-AP-MW-11	2/17/2020 14:20	Conductivity	334.64	uS/cm
GN-AP-MW-11	2/17/2020 14:20	DO	1.68	mg/L
GN-AP-MW-11	2/17/2020 14:20	Depth to Water Detail	7.54	ft
GN-AP-MW-11	2/17/2020 14:20	Oxidation Reduction Potention	35.9	mv
GN-AP-MW-11	2/17/2020 14:20	pH	7.67	pH
GN-AP-MW-11	2/17/2020 14:20	Temperature	19.17	C
GN-AP-MW-11	2/17/2020 14:20	Turbidity	0.57	NTU
GN-AP-MW-11	2/17/2020 14:25	Conductivity	334.2	uS/cm
GN-AP-MW-11	2/17/2020 14:25	DO	1.67	mg/L
GN-AP-MW-11	2/17/2020 14:25	Depth to Water Detail	8.51	ft
GN-AP-MW-11	2/17/2020 14:25	Oxidation Reduction Potention	39.88	mv
GN-AP-MW-11	2/17/2020 14:25	pH	7.68	pH
GN-AP-MW-11	2/17/2020 14:25	Temperature	19.21	C
GN-AP-MW-11	2/17/2020 14:25	Turbidity	0.63	NTU
GN-AP-MW-11	2/17/2020 14:30	Conductivity	334.63	uS/cm
GN-AP-MW-11	2/17/2020 14:30	DO	1.77	mg/L
GN-AP-MW-11	2/17/2020 14:30	Depth to Water Detail	9.29	ft
GN-AP-MW-11	2/17/2020 14:30	Oxidation Reduction Potention	43.67	mv
GN-AP-MW-11	2/17/2020 14:30	pH	7.7	pH
GN-AP-MW-11	2/17/2020 14:30	Temperature	19.23	C
GN-AP-MW-11	2/17/2020 14:30	Turbidity	0.61	NTU
GN-AP-MW-11	2/17/2020 14:35	Conductivity	343.27	uS/cm
GN-AP-MW-11	2/17/2020 14:35	DO	2.08	mg/L
GN-AP-MW-11	2/17/2020 14:35	Depth to Water Detail	9.78	ft
GN-AP-MW-11	2/17/2020 14:35	Oxidation Reduction Potention	48.12	mv
GN-AP-MW-11	2/17/2020 14:35	pH	7.71	pH
GN-AP-MW-11	2/17/2020 14:35	Temperature	19.29	C
GN-AP-MW-11	2/17/2020 14:35	Turbidity	0.61	NTU
GN-AP-MW-11	2/17/2020 14:40	Conductivity	347.8	uS/cm
GN-AP-MW-11	2/17/2020 14:40	DO	2.26	mg/L
GN-AP-MW-11	2/17/2020 14:40	Depth to Water Detail	10.16	ft
GN-AP-MW-11	2/17/2020 14:40	Oxidation Reduction Potention	52.28	mv
GN-AP-MW-11	2/17/2020 14:40	pH	7.73	pH
GN-AP-MW-11	2/17/2020 14:40	Temperature	19.27	C
GN-AP-MW-11	2/17/2020 14:40	Turbidity	0.68	NTU
GN-AP-MW-11	2/17/2020 14:45	Conductivity	347.99	uS/cm
GN-AP-MW-11	2/17/2020 14:45	DO	2.35	mg/L

Alabama Power Company
Plant Gaston Ash Pond

WELL ID	READING TIME	DESCRIPTION	VALUE	UNIT
GN-AP-MW-11	2/17/2020 14:45	Depth to Water Detail	10.44	ft
GN-AP-MW-11	2/17/2020 14:45	Oxidation Reduction Potention	56.06	mv
GN-AP-MW-11	2/17/2020 14:45	pH	7.74	pH
GN-AP-MW-11	2/17/2020 14:45	Temperature	19.31	C
GN-AP-MW-11	2/17/2020 14:45	Turbidity	0.55	NTU
GN-AP-MW-11	2/17/2020 14:50	Conductivity	350.05	uS/cm
GN-AP-MW-11	2/17/2020 14:50	DO	2.42	mg/L
GN-AP-MW-11	2/17/2020 14:50	Depth to Water Detail	10.63	ft
GN-AP-MW-11	2/17/2020 14:50	Oxidation Reduction Potention	58.77	mv
GN-AP-MW-11	2/17/2020 14:50	pH	7.74	pH
GN-AP-MW-11	2/17/2020 14:50	Temperature	19.34	C
GN-AP-MW-11	2/17/2020 14:50	Turbidity	0.73	NTU
GN-AP-MW-11	2/17/2020 14:55	Conductivity	349.78	uS/cm
GN-AP-MW-11	2/17/2020 14:55	DO	2.51	mg/L
GN-AP-MW-11	2/17/2020 14:55	Depth to Water Detail	10.86	ft
GN-AP-MW-11	2/17/2020 14:55	Oxidation Reduction Potention	61.53	mv
GN-AP-MW-11	2/17/2020 14:55	pH	7.75	pH
GN-AP-MW-11	2/17/2020 14:55	Temperature	19.37	C
GN-AP-MW-11	2/17/2020 14:55	Turbidity	0.69	NTU
GN-AP-MW-11	2/17/2020 15:00	Conductivity	353.58	uS/cm
GN-AP-MW-11	2/17/2020 15:00	DO	2.55	mg/L
GN-AP-MW-11	2/17/2020 15:00	Depth to Water Detail	10.95	ft
GN-AP-MW-11	2/17/2020 15:00	Oxidation Reduction Potention	65.74	mv
GN-AP-MW-11	2/17/2020 15:00	pH	7.73	pH
GN-AP-MW-11	2/17/2020 15:00	Temperature	19.34	C
GN-AP-MW-11	2/17/2020 15:00	Turbidity	0.58	NTU
GN-AP-MW-11	2/17/2020 15:05	Conductivity	353.99	uS/cm
GN-AP-MW-11	2/17/2020 15:05	DO	2.62	mg/L
GN-AP-MW-11	2/17/2020 15:05	Depth to Water Detail	11.02	ft
GN-AP-MW-11	2/17/2020 15:05	Oxidation Reduction Potention	68.79	mv
GN-AP-MW-11	2/17/2020 15:05	pH	7.74	pH
GN-AP-MW-11	2/17/2020 15:05	Temperature	19.3	C
GN-AP-MW-11	2/17/2020 15:05	Turbidity	0.62	NTU

Alabama Power Company
Plant Gaston Ash Pond

WELL ID	READING TIME	DESCRIPTION	VALUE	UNIT
GN-AP-MW-12	2/18/2020 9:31	Conductivity	618.16	uS/cm
GN-AP-MW-12	2/18/2020 9:31	DO	0.09	mg/L
GN-AP-MW-12	2/18/2020 9:31	Depth to Water Detail	3.77	ft
GN-AP-MW-12	2/18/2020 9:31	Oxidation Reduction Potention	-74.66	mv
GN-AP-MW-12	2/18/2020 9:31	pH	7.38	pH
GN-AP-MW-12	2/18/2020 9:31	Temperature	18.23	C
GN-AP-MW-12	2/18/2020 9:31	Turbidity	3.74	NTU
GN-AP-MW-12	2/18/2020 9:36	Conductivity	614.41	uS/cm
GN-AP-MW-12	2/18/2020 9:36	DO	0.08	mg/L
GN-AP-MW-12	2/18/2020 9:36	Depth to Water Detail	4.24	ft
GN-AP-MW-12	2/18/2020 9:36	Oxidation Reduction Potention	-78.99	mv
GN-AP-MW-12	2/18/2020 9:36	pH	7.39	pH
GN-AP-MW-12	2/18/2020 9:36	Temperature	18.32	C
GN-AP-MW-12	2/18/2020 9:36	Turbidity	1.47	NTU
GN-AP-MW-12	2/18/2020 9:41	Conductivity	607.62	uS/cm
GN-AP-MW-12	2/18/2020 9:41	DO	0.06	mg/L
GN-AP-MW-12	2/18/2020 9:41	Depth to Water Detail	6.66	ft
GN-AP-MW-12	2/18/2020 9:41	Oxidation Reduction Potention	-82.7	mv
GN-AP-MW-12	2/18/2020 9:41	pH	7.4	pH
GN-AP-MW-12	2/18/2020 9:41	Temperature	18.42	C
GN-AP-MW-12	2/18/2020 9:41	Turbidity	1.15	NTU
GN-AP-MW-12	2/18/2020 9:46	Conductivity	602.46	uS/cm
GN-AP-MW-12	2/18/2020 9:46	DO	0.05	mg/L
GN-AP-MW-12	2/18/2020 9:46	Depth to Water Detail	8.92	ft
GN-AP-MW-12	2/18/2020 9:46	Oxidation Reduction Potention	-85.1	mv
GN-AP-MW-12	2/18/2020 9:46	pH	7.41	pH
GN-AP-MW-12	2/18/2020 9:46	Temperature	18.52	C
GN-AP-MW-12	2/18/2020 9:46	Turbidity	0.93	NTU
GN-AP-MW-12	2/18/2020 9:51	Conductivity	599.84	uS/cm
GN-AP-MW-12	2/18/2020 9:51	DO	0.05	mg/L
GN-AP-MW-12	2/18/2020 9:51	Depth to Water Detail	9.84	ft
GN-AP-MW-12	2/18/2020 9:51	Oxidation Reduction Potention	-87.38	mv
GN-AP-MW-12	2/18/2020 9:51	pH	7.41	pH
GN-AP-MW-12	2/18/2020 9:51	Temperature	18.62	C
GN-AP-MW-12	2/18/2020 9:51	Turbidity	1.05	NTU
GN-AP-MW-12	2/18/2020 9:56	Conductivity	598.13	uS/cm
GN-AP-MW-12	2/18/2020 9:56	DO	0.04	mg/L
GN-AP-MW-12	2/18/2020 9:56	Depth to Water Detail	10.01	ft
GN-AP-MW-12	2/18/2020 9:56	Oxidation Reduction Potention	-89.57	mv
GN-AP-MW-12	2/18/2020 9:56	pH	7.41	pH
GN-AP-MW-12	2/18/2020 9:56	Temperature	18.71	C
GN-AP-MW-12	2/18/2020 9:56	Turbidity	8.64	NTU
GN-AP-MW-12	2/18/2020 10:01	Conductivity	596.57	uS/cm
GN-AP-MW-12	2/18/2020 10:01	DO	0.04	mg/L

Alabama Power Company
Plant Gaston Ash Pond

WELL ID	READING TIME	DESCRIPTION	VALUE	UNIT
GN-AP-MW-12	2/18/2020 10:01	Depth to Water Detail	11.09	ft
GN-AP-MW-12	2/18/2020 10:01	Oxidation Reduction Potention	-90.41	mv
GN-AP-MW-12	2/18/2020 10:01	pH	7.41	pH
GN-AP-MW-12	2/18/2020 10:01	Temperature	18.82	C
GN-AP-MW-12	2/18/2020 10:01	Turbidity	15.7	NTU
GN-AP-MW-12	2/18/2020 10:06	Conductivity	594.74	uS/cm
GN-AP-MW-12	2/18/2020 10:06	DO	0.04	mg/L
GN-AP-MW-12	2/18/2020 10:06	Depth to Water Detail	12.34	ft
GN-AP-MW-12	2/18/2020 10:06	Oxidation Reduction Potention	-92.12	mv
GN-AP-MW-12	2/18/2020 10:06	pH	7.41	pH
GN-AP-MW-12	2/18/2020 10:06	Temperature	18.87	C
GN-AP-MW-12	2/18/2020 10:06	Turbidity	25.6	NTU
GN-AP-MW-12	2/18/2020 10:11	Conductivity	590.62	uS/cm
GN-AP-MW-12	2/18/2020 10:11	DO	0.04	mg/L
GN-AP-MW-12	2/18/2020 10:11	Depth to Water Detail	12.9	ft
GN-AP-MW-12	2/18/2020 10:11	Oxidation Reduction Potention	-93.81	mv
GN-AP-MW-12	2/18/2020 10:11	pH	7.42	pH
GN-AP-MW-12	2/18/2020 10:11	Temperature	18.95	C
GN-AP-MW-12	2/18/2020 10:11	Turbidity	19.5	NTU
GN-AP-MW-12	2/18/2020 10:16	Conductivity	592.85	uS/cm
GN-AP-MW-12	2/18/2020 10:16	DO	0.04	mg/L
GN-AP-MW-12	2/18/2020 10:16	Depth to Water Detail	13.62	ft
GN-AP-MW-12	2/18/2020 10:16	Oxidation Reduction Potention	-94.46	mv
GN-AP-MW-12	2/18/2020 10:16	pH	7.42	pH
GN-AP-MW-12	2/18/2020 10:16	Temperature	19.04	C
GN-AP-MW-12	2/18/2020 10:16	Turbidity	21.3	NTU
GN-AP-MW-12	2/18/2020 10:21	Conductivity	590.51	uS/cm
GN-AP-MW-12	2/18/2020 10:21	DO	0.04	mg/L
GN-AP-MW-12	2/18/2020 10:21	Depth to Water Detail	14.43	ft
GN-AP-MW-12	2/18/2020 10:21	Oxidation Reduction Potention	-95.61	mv
GN-AP-MW-12	2/18/2020 10:21	pH	7.42	pH
GN-AP-MW-12	2/18/2020 10:21	Temperature	19.12	C
GN-AP-MW-12	2/18/2020 10:21	Turbidity	17.3	NTU
GN-AP-MW-12	2/18/2020 10:26	Conductivity	588.69	uS/cm
GN-AP-MW-12	2/18/2020 10:26	DO	0.04	mg/L
GN-AP-MW-12	2/18/2020 10:26	Depth to Water Detail	15.36	ft
GN-AP-MW-12	2/18/2020 10:26	Oxidation Reduction Potention	-95.67	mv
GN-AP-MW-12	2/18/2020 10:26	pH	7.41	pH
GN-AP-MW-12	2/18/2020 10:26	Temperature	19.21	C
GN-AP-MW-12	2/18/2020 10:26	Turbidity	12.9	NTU
GN-AP-MW-12	2/18/2020 10:31	Conductivity	585.31	uS/cm
GN-AP-MW-12	2/18/2020 10:31	DO	0.04	mg/L
GN-AP-MW-12	2/18/2020 10:31	Depth to Water Detail	15.68	ft
GN-AP-MW-12	2/18/2020 10:31	Oxidation Reduction Potention	-96.52	mv

Alabama Power Company
Plant Gaston Ash Pond

WELL ID	READING TIME	DESCRIPTION	VALUE	UNIT
GN-AP-MW-12	2/18/2020 10:31	pH	7.41	pH
GN-AP-MW-12	2/18/2020 10:31	Temperature	19.27	C
GN-AP-MW-12	2/18/2020 10:31	Turbidity	8.89	NTU
GN-AP-MW-12	2/18/2020 10:36	Conductivity	580.64	uS/cm
GN-AP-MW-12	2/18/2020 10:36	DO	0.11	mg/L
GN-AP-MW-12	2/18/2020 10:36	Depth to Water Detail	15.68	ft
GN-AP-MW-12	2/18/2020 10:36	Oxidation Reduction Potention	-94.44	mv
GN-AP-MW-12	2/18/2020 10:36	pH	7.42	pH
GN-AP-MW-12	2/18/2020 10:36	Temperature	18.6	C
GN-AP-MW-12	2/18/2020 10:36	Turbidity	8.61	NTU
GN-AP-MW-12	2/18/2020 10:41	Conductivity	583.37	uS/cm
GN-AP-MW-12	2/18/2020 10:41	DO	0.12	mg/L
GN-AP-MW-12	2/18/2020 10:41	Depth to Water Detail	15.68	ft
GN-AP-MW-12	2/18/2020 10:41	Oxidation Reduction Potention	-92.43	mv
GN-AP-MW-12	2/18/2020 10:41	pH	7.42	pH
GN-AP-MW-12	2/18/2020 10:41	Temperature	18.45	C
GN-AP-MW-12	2/18/2020 10:41	Turbidity	4.93	NTU
GN-AP-MW-12	2/18/2020 10:46	Conductivity	579.46	uS/cm
GN-AP-MW-12	2/18/2020 10:46	DO	0.13	mg/L
GN-AP-MW-12	2/18/2020 10:46	Depth to Water Detail	15.68	ft
GN-AP-MW-12	2/18/2020 10:46	Oxidation Reduction Potention	-91.45	mv
GN-AP-MW-12	2/18/2020 10:46	pH	7.42	pH
GN-AP-MW-12	2/18/2020 10:46	Temperature	18.43	C
GN-AP-MW-12	2/18/2020 10:46	Turbidity	3.01	NTU
GN-AP-MW-12	2/18/2020 10:51	Conductivity	584.29	uS/cm
GN-AP-MW-12	2/18/2020 10:51	DO	0.13	mg/L
GN-AP-MW-12	2/18/2020 10:51	Depth to Water Detail	15.68	ft
GN-AP-MW-12	2/18/2020 10:51	Oxidation Reduction Potention	-91.27	mv
GN-AP-MW-12	2/18/2020 10:51	pH	7.42	pH
GN-AP-MW-12	2/18/2020 10:51	Temperature	18.53	C
GN-AP-MW-12	2/18/2020 10:51	Turbidity	5.41	NTU
GN-AP-MW-12	2/18/2020 10:56	Conductivity	582.83	uS/cm
GN-AP-MW-12	2/18/2020 10:56	DO	0.14	mg/L
GN-AP-MW-12	2/18/2020 10:56	Depth to Water Detail	15.68	ft
GN-AP-MW-12	2/18/2020 10:56	Oxidation Reduction Potention	-90.81	mv
GN-AP-MW-12	2/18/2020 10:56	pH	7.42	pH
GN-AP-MW-12	2/18/2020 10:56	Temperature	18.52	C
GN-AP-MW-12	2/18/2020 10:56	Turbidity	4.48	NTU
GN-AP-MW-12	2/18/2020 11:01	Conductivity	581.1	uS/cm
GN-AP-MW-12	2/18/2020 11:01	DO	0.14	mg/L
GN-AP-MW-12	2/18/2020 11:01	Depth to Water Detail	15.68	ft
GN-AP-MW-12	2/18/2020 11:01	Oxidation Reduction Potention	-90.47	mv
GN-AP-MW-12	2/18/2020 11:01	pH	7.42	pH
GN-AP-MW-12	2/18/2020 11:01	Temperature	18.57	C

Alabama Power Company
Plant Gaston Ash Pond

WELL ID	READING TIME	DESCRIPTION	VALUE	UNIT
GN-AP-MW-12	2/18/2020 11:01	Turbidity	3.61	NTU
GN-AP-MW-12	2/18/2020 11:06	Conductivity	580.28	uS/cm
GN-AP-MW-12	2/18/2020 11:06	DO	0.15	mg/L
GN-AP-MW-12	2/18/2020 11:06	Depth to Water Detail	15.68	ft
GN-AP-MW-12	2/18/2020 11:06	Oxidation Reduction Potention	-90.12	mv
GN-AP-MW-12	2/18/2020 11:06	pH	7.42	pH
GN-AP-MW-12	2/18/2020 11:06	Temperature	18.62	C
GN-AP-MW-12	2/18/2020 11:06	Turbidity	3.59	NTU
GN-AP-MW-12	2/18/2020 11:11	Conductivity	579.47	uS/cm
GN-AP-MW-12	2/18/2020 11:11	DO	0.15	mg/L
GN-AP-MW-12	2/18/2020 11:11	Depth to Water Detail	15.68	ft
GN-AP-MW-12	2/18/2020 11:11	Oxidation Reduction Potention	-89.58	mv
GN-AP-MW-12	2/18/2020 11:11	pH	7.42	pH
GN-AP-MW-12	2/18/2020 11:11	Temperature	18.69	C
GN-AP-MW-12	2/18/2020 11:11	Turbidity	3.95	NTU

Alabama Power Company
Plant Gaston Ash Pond

WELL ID	READING TIME	DESCRIPTION	VALUE	UNIT
GN-AP-MW-13	2/19/2020 9:01	Conductivity	396.48	uS/cm
GN-AP-MW-13	2/19/2020 9:01	DO	0.19	mg/L
GN-AP-MW-13	2/19/2020 9:01	Depth to Water Detail	1.79	ft
GN-AP-MW-13	2/19/2020 9:01	Oxidation Reduction Potention	-76.86	mv
GN-AP-MW-13	2/19/2020 9:01	pH	7.37	pH
GN-AP-MW-13	2/19/2020 9:01	Temperature	16.47	C
GN-AP-MW-13	2/19/2020 9:01	Turbidity	2.6	NTU
GN-AP-MW-13	2/19/2020 9:06	Conductivity	394.35	uS/cm
GN-AP-MW-13	2/19/2020 9:06	DO	0.18	mg/L
GN-AP-MW-13	2/19/2020 9:06	Depth to Water Detail	1.98	ft
GN-AP-MW-13	2/19/2020 9:06	Oxidation Reduction Potention	-82.1	mv
GN-AP-MW-13	2/19/2020 9:06	pH	7.39	pH
GN-AP-MW-13	2/19/2020 9:06	Temperature	16.45	C
GN-AP-MW-13	2/19/2020 9:06	Turbidity	2.23	NTU
GN-AP-MW-13	2/19/2020 9:11	Conductivity	392.73	uS/cm
GN-AP-MW-13	2/19/2020 9:11	DO	0.16	mg/L
GN-AP-MW-13	2/19/2020 9:11	Depth to Water Detail	2.19	ft
GN-AP-MW-13	2/19/2020 9:11	Oxidation Reduction Potention	-85.15	mv
GN-AP-MW-13	2/19/2020 9:11	pH	7.41	pH
GN-AP-MW-13	2/19/2020 9:11	Temperature	16.52	C
GN-AP-MW-13	2/19/2020 9:11	Turbidity	2.51	NTU
GN-AP-MW-13	2/19/2020 9:16	Conductivity	396.13	uS/cm
GN-AP-MW-13	2/19/2020 9:16	DO	0.17	mg/L
GN-AP-MW-13	2/19/2020 9:16	Depth to Water Detail	2.36	ft
GN-AP-MW-13	2/19/2020 9:16	Oxidation Reduction Potention	-87.12	mv
GN-AP-MW-13	2/19/2020 9:16	pH	7.42	pH
GN-AP-MW-13	2/19/2020 9:16	Temperature	16.57	C
GN-AP-MW-13	2/19/2020 9:16	Turbidity	1.6	NTU
GN-AP-MW-13	2/19/2020 9:21	Conductivity	390.51	uS/cm
GN-AP-MW-13	2/19/2020 9:21	DO	0.21	mg/L
GN-AP-MW-13	2/19/2020 9:21	Depth to Water Detail	2.45	ft
GN-AP-MW-13	2/19/2020 9:21	Oxidation Reduction Potention	-87.67	mv
GN-AP-MW-13	2/19/2020 9:21	pH	7.42	pH
GN-AP-MW-13	2/19/2020 9:21	Temperature	16.64	C
GN-AP-MW-13	2/19/2020 9:21	Turbidity	1.38	NTU

Alabama Power Company
Plant Gaston Ash Pond

WELL ID	READING TIME	DESCRIPTION	VALUE	UNIT
GN-AP-MW-14	2/19/2020 10:14	Conductivity	504.31	uS/cm
GN-AP-MW-14	2/19/2020 10:14	DO	0.5	mg/L
GN-AP-MW-14	2/19/2020 10:14	Depth to Water Detail	26.94	ft
GN-AP-MW-14	2/19/2020 10:14	Oxidation Reduction Potention	-129.23	mv
GN-AP-MW-14	2/19/2020 10:14	pH	7.57	pH
GN-AP-MW-14	2/19/2020 10:14	Temperature	18.29	C
GN-AP-MW-14	2/19/2020 10:14	Turbidity	1.61	NTU
GN-AP-MW-14	2/19/2020 10:19	Conductivity	497.6	uS/cm
GN-AP-MW-14	2/19/2020 10:19	DO	0.4	mg/L
GN-AP-MW-14	2/19/2020 10:19	Depth to Water Detail	27.09	ft
GN-AP-MW-14	2/19/2020 10:19	Oxidation Reduction Potention	-130.14	mv
GN-AP-MW-14	2/19/2020 10:19	pH	7.56	pH
GN-AP-MW-14	2/19/2020 10:19	Temperature	18.4	C
GN-AP-MW-14	2/19/2020 10:19	Turbidity	1.6	NTU
GN-AP-MW-14	2/19/2020 10:24	Conductivity	497.39	uS/cm
GN-AP-MW-14	2/19/2020 10:24	DO	0.36	mg/L
GN-AP-MW-14	2/19/2020 10:24	Depth to Water Detail	27.16	ft
GN-AP-MW-14	2/19/2020 10:24	Oxidation Reduction Potention	-131.37	mv
GN-AP-MW-14	2/19/2020 10:24	pH	7.55	pH
GN-AP-MW-14	2/19/2020 10:24	Temperature	18.17	C
GN-AP-MW-14	2/19/2020 10:24	Turbidity	1.15	NTU
GN-AP-MW-14	2/19/2020 10:29	Conductivity	500.87	uS/cm
GN-AP-MW-14	2/19/2020 10:29	DO	0.34	mg/L
GN-AP-MW-14	2/19/2020 10:29	Depth to Water Detail	27.24	ft
GN-AP-MW-14	2/19/2020 10:29	Oxidation Reduction Potention	-130.76	mv
GN-AP-MW-14	2/19/2020 10:29	pH	7.52	pH
GN-AP-MW-14	2/19/2020 10:29	Temperature	18.23	C
GN-AP-MW-14	2/19/2020 10:29	Turbidity	0.9	NTU

Alabama Power Company
Plant Gaston Ash Pond

WELL ID	READING TIME	DESCRIPTION	VALUE	UNIT
GN-AP-MW-30H	2/19/2020 16:35	Conductivity	964.59	uS/cm
GN-AP-MW-30H	2/19/2020 16:35	DO	0.34	mg/L
GN-AP-MW-30H	2/19/2020 16:35	Depth to Water Detail	40.11	ft
GN-AP-MW-30H	2/19/2020 16:35	Oxidation Reduction Potention	-143.26	mv
GN-AP-MW-30H	2/19/2020 16:35	pH	7.42	pH
GN-AP-MW-30H	2/19/2020 16:35	Temperature	18.56	C
GN-AP-MW-30H	2/19/2020 16:35	Turbidity	2.82	NTU
GN-AP-MW-30H	2/19/2020 16:40	Conductivity	920.95	uS/cm
GN-AP-MW-30H	2/19/2020 16:40	DO	0.29	mg/L
GN-AP-MW-30H	2/19/2020 16:40	Depth to Water Detail	40.29	ft
GN-AP-MW-30H	2/19/2020 16:40	Oxidation Reduction Potention	-140.33	mv
GN-AP-MW-30H	2/19/2020 16:40	pH	7.35	pH
GN-AP-MW-30H	2/19/2020 16:40	Temperature	18.61	C
GN-AP-MW-30H	2/19/2020 16:40	Turbidity	2.65	NTU
GN-AP-MW-30H	2/19/2020 16:45	Conductivity	877.64	uS/cm
GN-AP-MW-30H	2/19/2020 16:45	DO	0.27	mg/L
GN-AP-MW-30H	2/19/2020 16:45	Depth to Water Detail	40.37	ft
GN-AP-MW-30H	2/19/2020 16:45	Oxidation Reduction Potention	-132.7	mv
GN-AP-MW-30H	2/19/2020 16:45	pH	7.29	pH
GN-AP-MW-30H	2/19/2020 16:45	Temperature	18.6	C
GN-AP-MW-30H	2/19/2020 16:45	Turbidity	2.41	NTU
GN-AP-MW-30H	2/19/2020 16:50	Conductivity	845.94	uS/cm
GN-AP-MW-30H	2/19/2020 16:50	DO	0.26	mg/L
GN-AP-MW-30H	2/19/2020 16:50	Depth to Water Detail	40.37	ft
GN-AP-MW-30H	2/19/2020 16:50	Oxidation Reduction Potention	-126.11	mv
GN-AP-MW-30H	2/19/2020 16:50	pH	7.24	pH
GN-AP-MW-30H	2/19/2020 16:50	Temperature	18.57	C
GN-AP-MW-30H	2/19/2020 16:50	Turbidity	2	NTU
GN-AP-MW-30H	2/19/2020 16:55	Conductivity	832.03	uS/cm
GN-AP-MW-30H	2/19/2020 16:55	DO	0.27	mg/L
GN-AP-MW-30H	2/19/2020 16:55	Depth to Water Detail	40.37	ft
GN-AP-MW-30H	2/19/2020 16:55	Oxidation Reduction Potention	-123.7	mv
GN-AP-MW-30H	2/19/2020 16:55	pH	7.23	pH
GN-AP-MW-30H	2/19/2020 16:55	Temperature	18.53	C
GN-AP-MW-30H	2/19/2020 16:55	Turbidity	1.59	NTU
GN-AP-MW-30H	2/19/2020 17:00	Conductivity	821.34	uS/cm
GN-AP-MW-30H	2/19/2020 17:00	DO	0.26	mg/L
GN-AP-MW-30H	2/19/2020 17:00	Depth to Water Detail	40.37	ft
GN-AP-MW-30H	2/19/2020 17:00	Oxidation Reduction Potention	-121.31	mv
GN-AP-MW-30H	2/19/2020 17:00	pH	7.22	pH
GN-AP-MW-30H	2/19/2020 17:00	Temperature	18.57	C
GN-AP-MW-30H	2/19/2020 17:00	Turbidity	1.39	NTU

Alabama Power Company
Plant Gaston Ash Pond

WELL ID	READING TIME	DESCRIPTION	VALUE	UNIT
GN-AP-MW-34V	2/19/2020 13:21	Conductivity	745.53	uS/cm
GN-AP-MW-34V	2/19/2020 13:21	DO	0.75	mg/L
GN-AP-MW-34V	2/19/2020 13:21	Depth to Water Detail	43.37	ft
GN-AP-MW-34V	2/19/2020 13:21	Oxidation Reduction Potention	-175.65	mv
GN-AP-MW-34V	2/19/2020 13:21	pH	7.53	pH
GN-AP-MW-34V	2/19/2020 13:21	Temperature	18.25	C
GN-AP-MW-34V	2/19/2020 13:21	Turbidity	7.83	NTU
GN-AP-MW-34V	2/19/2020 13:26	Conductivity	1021.1	uS/cm
GN-AP-MW-34V	2/19/2020 13:26	DO	0.67	mg/L
GN-AP-MW-34V	2/19/2020 13:26	Depth to Water Detail	43.96	ft
GN-AP-MW-34V	2/19/2020 13:26	Oxidation Reduction Potention	-204.29	mv
GN-AP-MW-34V	2/19/2020 13:26	pH	7.78	pH
GN-AP-MW-34V	2/19/2020 13:26	Temperature	18.29	C
GN-AP-MW-34V	2/19/2020 13:26	Turbidity	5.25	NTU
GN-AP-MW-34V	2/19/2020 13:31	Conductivity	1178.6	uS/cm
GN-AP-MW-34V	2/19/2020 13:31	DO	0.64	mg/L
GN-AP-MW-34V	2/19/2020 13:31	Depth to Water Detail	44.52	ft
GN-AP-MW-34V	2/19/2020 13:31	Oxidation Reduction Potention	-206.55	mv
GN-AP-MW-34V	2/19/2020 13:31	pH	8.02	pH
GN-AP-MW-34V	2/19/2020 13:31	Temperature	18.27	C
GN-AP-MW-34V	2/19/2020 13:31	Turbidity	4.02	NTU
GN-AP-MW-34V	2/19/2020 13:36	Conductivity	1205.06	uS/cm
GN-AP-MW-34V	2/19/2020 13:36	DO	0.65	mg/L
GN-AP-MW-34V	2/19/2020 13:36	Depth to Water Detail	45.04	ft
GN-AP-MW-34V	2/19/2020 13:36	Oxidation Reduction Potention	-192.14	mv
GN-AP-MW-34V	2/19/2020 13:36	pH	8.1	pH
GN-AP-MW-34V	2/19/2020 13:36	Temperature	18.37	C
GN-AP-MW-34V	2/19/2020 13:36	Turbidity	2.68	NTU
GN-AP-MW-34V	2/19/2020 13:41	Conductivity	1205.71	uS/cm
GN-AP-MW-34V	2/19/2020 13:41	DO	0.65	mg/L
GN-AP-MW-34V	2/19/2020 13:41	Depth to Water Detail	45.53	ft
GN-AP-MW-34V	2/19/2020 13:41	Oxidation Reduction Potention	-184.13	mv
GN-AP-MW-34V	2/19/2020 13:41	pH	8.13	pH
GN-AP-MW-34V	2/19/2020 13:41	Temperature	18.33	C
GN-AP-MW-34V	2/19/2020 13:41	Turbidity	1.58	NTU
GN-AP-MW-34V	2/19/2020 13:46	Conductivity	1204.15	uS/cm
GN-AP-MW-34V	2/19/2020 13:46	DO	0.64	mg/L
GN-AP-MW-34V	2/19/2020 13:46	Depth to Water Detail	45.97	ft
GN-AP-MW-34V	2/19/2020 13:46	Oxidation Reduction Potention	-180.39	mv
GN-AP-MW-34V	2/19/2020 13:46	pH	8.15	pH
GN-AP-MW-34V	2/19/2020 13:46	Temperature	18.31	C
GN-AP-MW-34V	2/19/2020 13:46	Turbidity	1.09	NTU
GN-AP-MW-34V	2/19/2020 13:51	Conductivity	1200.53	uS/cm
GN-AP-MW-34V	2/19/2020 13:51	DO	0.6	mg/L

Alabama Power Company
Plant Gaston Ash Pond

WELL ID	READING TIME	DESCRIPTION	VALUE	UNIT
GN-AP-MW-34V	2/19/2020 13:51	Depth to Water Detail	46.51	ft
GN-AP-MW-34V	2/19/2020 13:51	Oxidation Reduction Potention	-179.46	mv
GN-AP-MW-34V	2/19/2020 13:51	pH	8.15	pH
GN-AP-MW-34V	2/19/2020 13:51	Temperature	18.44	C
GN-AP-MW-34V	2/19/2020 13:51	Turbidity	0.86	NTU
GN-AP-MW-34V	2/19/2020 13:56	Conductivity	1198.78	uS/cm
GN-AP-MW-34V	2/19/2020 13:56	DO	0.51	mg/L
GN-AP-MW-34V	2/19/2020 13:56	Depth to Water Detail	47.06	ft
GN-AP-MW-34V	2/19/2020 13:56	Oxidation Reduction Potention	-180.51	mv
GN-AP-MW-34V	2/19/2020 13:56	pH	8.15	pH
GN-AP-MW-34V	2/19/2020 13:56	Temperature	18.63	C
GN-AP-MW-34V	2/19/2020 13:56	Turbidity	0.88	NTU
GN-AP-MW-34V	2/19/2020 14:01	Conductivity	1195.78	uS/cm
GN-AP-MW-34V	2/19/2020 14:01	DO	0.48	mg/L
GN-AP-MW-34V	2/19/2020 14:01	Depth to Water Detail	47.92	ft
GN-AP-MW-34V	2/19/2020 14:01	Oxidation Reduction Potention	-181.93	mv
GN-AP-MW-34V	2/19/2020 14:01	pH	8.15	pH
GN-AP-MW-34V	2/19/2020 14:01	Temperature	18.6	C
GN-AP-MW-34V	2/19/2020 14:01	Turbidity	0.95	NTU
GN-AP-MW-34V	2/19/2020 14:06	Conductivity	1192.12	uS/cm
GN-AP-MW-34V	2/19/2020 14:06	DO	0.54	mg/L
GN-AP-MW-34V	2/19/2020 14:06	Depth to Water Detail	47.76	ft
GN-AP-MW-34V	2/19/2020 14:06	Oxidation Reduction Potention	-169.85	mv
GN-AP-MW-34V	2/19/2020 14:06	pH	8.15	pH
GN-AP-MW-34V	2/19/2020 14:06	Temperature	18.34	C
GN-AP-MW-34V	2/19/2020 14:06	Turbidity	0.74	NTU
GN-AP-MW-34V	2/19/2020 14:11	Conductivity	1184.49	uS/cm
GN-AP-MW-34V	2/19/2020 14:11	DO	0.79	mg/L
GN-AP-MW-34V	2/19/2020 14:11	Depth to Water Detail	47.71	ft
GN-AP-MW-34V	2/19/2020 14:11	Oxidation Reduction Potention	-170.93	mv
GN-AP-MW-34V	2/19/2020 14:11	pH	8.13	pH
GN-AP-MW-34V	2/19/2020 14:11	Temperature	18.07	C
GN-AP-MW-34V	2/19/2020 14:11	Turbidity	0.85	NTU
GN-AP-MW-34V	2/19/2020 14:16	Conductivity	1164.06	uS/cm
GN-AP-MW-34V	2/19/2020 14:16	DO	0.73	mg/L
GN-AP-MW-34V	2/19/2020 14:16	Depth to Water Detail	47.9	ft
GN-AP-MW-34V	2/19/2020 14:16	Oxidation Reduction Potention	-178.78	mv
GN-AP-MW-34V	2/19/2020 14:16	pH	8.1	pH
GN-AP-MW-34V	2/19/2020 14:16	Temperature	18.16	C
GN-AP-MW-34V	2/19/2020 14:16	Turbidity	1.05	NTU
GN-AP-MW-34V	2/19/2020 14:21	Conductivity	1140.16	uS/cm
GN-AP-MW-34V	2/19/2020 14:21	DO	0.67	mg/L
GN-AP-MW-34V	2/19/2020 14:21	Depth to Water Detail	48.06	ft
GN-AP-MW-34V	2/19/2020 14:21	Oxidation Reduction Potention	-188.03	mv

Alabama Power Company
Plant Gaston Ash Pond

WELL ID	READING TIME	DESCRIPTION	VALUE	UNIT
GN-AP-MW-34V	2/19/2020 14:21	pH	8.07	pH
GN-AP-MW-34V	2/19/2020 14:21	Temperature	18.25	C
GN-AP-MW-34V	2/19/2020 14:21	Turbidity	1.15	NTU
GN-AP-MW-34V	2/19/2020 14:26	Conductivity	1126.02	uS/cm
GN-AP-MW-34V	2/19/2020 14:26	DO	0.65	mg/L
GN-AP-MW-34V	2/19/2020 14:26	Depth to Water Detail	48.24	ft
GN-AP-MW-34V	2/19/2020 14:26	Oxidation Reduction Potention	-193.78	mv
GN-AP-MW-34V	2/19/2020 14:26	pH	8.05	pH
GN-AP-MW-34V	2/19/2020 14:26	Temperature	18.27	C
GN-AP-MW-34V	2/19/2020 14:26	Turbidity	1.48	NTU
GN-AP-MW-34V	2/19/2020 14:31	Conductivity	1119.57	uS/cm
GN-AP-MW-34V	2/19/2020 14:31	DO	0.64	mg/L
GN-AP-MW-34V	2/19/2020 14:31	Depth to Water Detail	48.54	ft
GN-AP-MW-34V	2/19/2020 14:31	Oxidation Reduction Potention	-197.75	mv
GN-AP-MW-34V	2/19/2020 14:31	pH	8.05	pH
GN-AP-MW-34V	2/19/2020 14:31	Temperature	18.24	C
GN-AP-MW-34V	2/19/2020 14:31	Turbidity	1.69	NTU
GN-AP-MW-34V	2/19/2020 14:36	Conductivity	1118.53	uS/cm
GN-AP-MW-34V	2/19/2020 14:36	DO	0.63	mg/L
GN-AP-MW-34V	2/19/2020 14:36	Depth to Water Detail	48.76	ft
GN-AP-MW-34V	2/19/2020 14:36	Oxidation Reduction Potention	-199.39	mv
GN-AP-MW-34V	2/19/2020 14:36	pH	8.05	pH
GN-AP-MW-34V	2/19/2020 14:36	Temperature	18.27	C
GN-AP-MW-34V	2/19/2020 14:36	Turbidity	1.53	NTU
GN-AP-MW-34V	2/19/2020 14:41	Conductivity	1121.54	uS/cm
GN-AP-MW-34V	2/19/2020 14:41	DO	0.63	mg/L
GN-AP-MW-34V	2/19/2020 14:41	Depth to Water Detail	49.07	ft
GN-AP-MW-34V	2/19/2020 14:41	Oxidation Reduction Potention	-199.78	mv
GN-AP-MW-34V	2/19/2020 14:41	pH	8.07	pH
GN-AP-MW-34V	2/19/2020 14:41	Temperature	18.2	C
GN-AP-MW-34V	2/19/2020 14:41	Turbidity	1.3	NTU
GN-AP-MW-34V	2/19/2020 14:46	Conductivity	1130.91	uS/cm
GN-AP-MW-34V	2/19/2020 14:46	DO	0.62	mg/L
GN-AP-MW-34V	2/19/2020 14:46	Depth to Water Detail	49.23	ft
GN-AP-MW-34V	2/19/2020 14:46	Oxidation Reduction Potention	-199.1	mv
GN-AP-MW-34V	2/19/2020 14:46	pH	8.08	pH
GN-AP-MW-34V	2/19/2020 14:46	Temperature	18.19	C
GN-AP-MW-34V	2/19/2020 14:46	Turbidity	1.19	NTU
GN-AP-MW-34V	2/19/2020 14:51	Conductivity	1131.84	uS/cm
GN-AP-MW-34V	2/19/2020 14:51	DO	0.63	mg/L
GN-AP-MW-34V	2/19/2020 14:51	Depth to Water Detail	49.42	ft
GN-AP-MW-34V	2/19/2020 14:51	Oxidation Reduction Potention	-198.42	mv
GN-AP-MW-34V	2/19/2020 14:51	pH	8.09	pH
GN-AP-MW-34V	2/19/2020 14:51	Temperature	18.19	C

Alabama Power Company
Plant Gaston Ash Pond

WELL ID	READING TIME	DESCRIPTION	VALUE	UNIT
GN-AP-MW-34V	2/19/2020 14:51	Turbidity	1.35	NTU
GN-AP-MW-34V	2/19/2020 14:56	Conductivity	1130.7	uS/cm
GN-AP-MW-34V	2/19/2020 14:56	DO	0.62	mg/L
GN-AP-MW-34V	2/19/2020 14:56	Depth to Water Detail	49.65	ft
GN-AP-MW-34V	2/19/2020 14:56	Oxidation Reduction Potention	-198.6	mv
GN-AP-MW-34V	2/19/2020 14:56	pH	8.09	pH
GN-AP-MW-34V	2/19/2020 14:56	Temperature	18.18	C
GN-AP-MW-34V	2/19/2020 14:56	Turbidity	1.31	NTU
GN-AP-MW-34V	2/19/2020 15:01	Conductivity	1127.56	uS/cm
GN-AP-MW-34V	2/19/2020 15:01	DO	0.62	mg/L
GN-AP-MW-34V	2/19/2020 15:01	Depth to Water Detail	49.71	ft
GN-AP-MW-34V	2/19/2020 15:01	Oxidation Reduction Potention	-199.17	mv
GN-AP-MW-34V	2/19/2020 15:01	pH	8.09	pH
GN-AP-MW-34V	2/19/2020 15:01	Temperature	18.19	C
GN-AP-MW-34V	2/19/2020 15:01	Turbidity	1.57	NTU
GN-AP-MW-34V	2/19/2020 15:06	Conductivity	1125.82	uS/cm
GN-AP-MW-34V	2/19/2020 15:06	DO	0.62	mg/L
GN-AP-MW-34V	2/19/2020 15:06	Depth to Water Detail	49.93	ft
GN-AP-MW-34V	2/19/2020 15:06	Oxidation Reduction Potention	-199.32	mv
GN-AP-MW-34V	2/19/2020 15:06	pH	8.09	pH
GN-AP-MW-34V	2/19/2020 15:06	Temperature	18.25	C
GN-AP-MW-34V	2/19/2020 15:06	Turbidity	1.54	NTU

Alabama Power Company
Plant Gaston Ash Pond

WELL ID	READING TIME	DESCRIPTION	VALUE	UNIT
GN-AP-MW-3	2/19/2020 13:56	Conductivity	234.4	uS/cm
GN-AP-MW-3	2/19/2020 13:56	DO	4.05	mg/L
GN-AP-MW-3	2/19/2020 13:56	Depth to Water Detail	16.46	ft
GN-AP-MW-3	2/19/2020 13:56	Oxidation Reduction Potention	22.09	mv
GN-AP-MW-3	2/19/2020 13:56	pH	7.79	pH
GN-AP-MW-3	2/19/2020 13:56	Temperature	16.96	C
GN-AP-MW-3	2/19/2020 13:56	Turbidity	0.44	NTU
GN-AP-MW-3	2/19/2020 14:01	Conductivity	233.35	uS/cm
GN-AP-MW-3	2/19/2020 14:01	DO	4.33	mg/L
GN-AP-MW-3	2/19/2020 14:01	Depth to Water Detail	17.28	ft
GN-AP-MW-3	2/19/2020 14:01	Oxidation Reduction Potention	26.5	mv
GN-AP-MW-3	2/19/2020 14:01	pH	7.81	pH
GN-AP-MW-3	2/19/2020 14:01	Temperature	16.99	C
GN-AP-MW-3	2/19/2020 14:01	Turbidity	0.37	NTU
GN-AP-MW-3	2/19/2020 14:06	Conductivity	233.22	uS/cm
GN-AP-MW-3	2/19/2020 14:06	DO	4.37	mg/L
GN-AP-MW-3	2/19/2020 14:06	Depth to Water Detail	17.75	ft
GN-AP-MW-3	2/19/2020 14:06	Oxidation Reduction Potention	28.25	mv
GN-AP-MW-3	2/19/2020 14:06	pH	7.81	pH
GN-AP-MW-3	2/19/2020 14:06	Temperature	17.03	C
GN-AP-MW-3	2/19/2020 14:06	Turbidity	0.33	NTU
GN-AP-MW-3	2/19/2020 14:11	Conductivity	233.33	uS/cm
GN-AP-MW-3	2/19/2020 14:11	DO	4.34	mg/L
GN-AP-MW-3	2/19/2020 14:11	Depth to Water Detail	17.96	ft
GN-AP-MW-3	2/19/2020 14:11	Oxidation Reduction Potention	34.41	mv
GN-AP-MW-3	2/19/2020 14:11	pH	7.8	pH
GN-AP-MW-3	2/19/2020 14:11	Temperature	16.91	C
GN-AP-MW-3	2/19/2020 14:11	Turbidity	0.28	NTU
GN-AP-MW-3	2/19/2020 14:16	Conductivity	233.21	uS/cm
GN-AP-MW-3	2/19/2020 14:16	DO	4.39	mg/L
GN-AP-MW-3	2/19/2020 14:16	Depth to Water Detail	17.98	ft
GN-AP-MW-3	2/19/2020 14:16	Oxidation Reduction Potention	34.24	mv
GN-AP-MW-3	2/19/2020 14:16	pH	7.79	pH
GN-AP-MW-3	2/19/2020 14:16	Temperature	16.77	C
GN-AP-MW-3	2/19/2020 14:16	Turbidity	0.27	NTU
GN-AP-MW-3	2/19/2020 14:21	Conductivity	233.96	uS/cm
GN-AP-MW-3	2/19/2020 14:21	DO	4.4	mg/L
GN-AP-MW-3	2/19/2020 14:21	Depth to Water Detail	17.99	ft
GN-AP-MW-3	2/19/2020 14:21	Oxidation Reduction Potention	36.1	mv
GN-AP-MW-3	2/19/2020 14:21	pH	7.8	pH
GN-AP-MW-3	2/19/2020 14:21	Temperature	16.86	C
GN-AP-MW-3	2/19/2020 14:21	Turbidity	0.24	NTU

Alabama Power Company
Plant Gaston Ash Pond

WELL ID	READING TIME	DESCRIPTION	VALUE	UNIT
GN-AP-MW-23D	2/19/2020 10:46	Conductivity	598.7	uS/cm
GN-AP-MW-23D	2/19/2020 10:46	DO	0.42	mg/L
GN-AP-MW-23D	2/19/2020 10:46	Depth to Water Detail	2.67	ft
GN-AP-MW-23D	2/19/2020 10:46	Oxidation Reduction Potention	-189.54	mv
GN-AP-MW-23D	2/19/2020 10:46	pH	7.92	pH
GN-AP-MW-23D	2/19/2020 10:46	Temperature	17.04	C
GN-AP-MW-23D	2/19/2020 10:46	Turbidity	8.38	NTU
GN-AP-MW-23D	2/19/2020 10:51	Conductivity	608.14	uS/cm
GN-AP-MW-23D	2/19/2020 10:51	DO	0.45	mg/L
GN-AP-MW-23D	2/19/2020 10:51	Depth to Water Detail	3.28	ft
GN-AP-MW-23D	2/19/2020 10:51	Oxidation Reduction Potention	-171.73	mv
GN-AP-MW-23D	2/19/2020 10:51	pH	7.94	pH
GN-AP-MW-23D	2/19/2020 10:51	Temperature	17.15	C
GN-AP-MW-23D	2/19/2020 10:51	Turbidity	2.96	NTU
GN-AP-MW-23D	2/19/2020 10:56	Conductivity	610.59	uS/cm
GN-AP-MW-23D	2/19/2020 10:56	DO	0.51	mg/L
GN-AP-MW-23D	2/19/2020 10:56	Depth to Water Detail	3.44	ft
GN-AP-MW-23D	2/19/2020 10:56	Oxidation Reduction Potention	-164.78	mv
GN-AP-MW-23D	2/19/2020 10:56	pH	7.94	pH
GN-AP-MW-23D	2/19/2020 10:56	Temperature	17.28	C
GN-AP-MW-23D	2/19/2020 10:56	Turbidity	1.4	NTU
GN-AP-MW-23D	2/19/2020 11:01	Conductivity	613.72	uS/cm
GN-AP-MW-23D	2/19/2020 11:01	DO	0.49	mg/L
GN-AP-MW-23D	2/19/2020 11:01	Depth to Water Detail	3.64	ft
GN-AP-MW-23D	2/19/2020 11:01	Oxidation Reduction Potention	-157.87	mv
GN-AP-MW-23D	2/19/2020 11:01	pH	7.93	pH
GN-AP-MW-23D	2/19/2020 11:01	Temperature	17.36	C
GN-AP-MW-23D	2/19/2020 11:01	Turbidity	0.63	NTU
GN-AP-MW-23D	2/19/2020 11:06	Conductivity	615.19	uS/cm
GN-AP-MW-23D	2/19/2020 11:06	DO	0.44	mg/L
GN-AP-MW-23D	2/19/2020 11:06	Depth to Water Detail	3.85	ft
GN-AP-MW-23D	2/19/2020 11:06	Oxidation Reduction Potention	-153.78	mv
GN-AP-MW-23D	2/19/2020 11:06	pH	7.92	pH
GN-AP-MW-23D	2/19/2020 11:06	Temperature	17.51	C
GN-AP-MW-23D	2/19/2020 11:06	Turbidity	0.75	NTU
GN-AP-MW-23D	2/19/2020 11:11	Conductivity	614.83	uS/cm
GN-AP-MW-23D	2/19/2020 11:11	DO	0.44	mg/L
GN-AP-MW-23D	2/19/2020 11:11	Depth to Water Detail	3.91	ft
GN-AP-MW-23D	2/19/2020 11:11	Oxidation Reduction Potention	-148.97	mv
GN-AP-MW-23D	2/19/2020 11:11	pH	7.92	pH
GN-AP-MW-23D	2/19/2020 11:11	Temperature	17.56	C
GN-AP-MW-23D	2/19/2020 11:11	Turbidity	0.47	NTU

Alabama Power Company
Plant Gaston Ash Pond

WELL ID	READING TIME	DESCRIPTION	VALUE	UNIT
GN-AP-MW-23S	2/19/2020 11:54	Conductivity	547.98	uS/cm
GN-AP-MW-23S	2/19/2020 11:54	DO	2.3	mg/L
GN-AP-MW-23S	2/19/2020 11:54	Depth to Water Detail	2.95	ft
GN-AP-MW-23S	2/19/2020 11:54	Oxidation Reduction Potention	4.69	mv
GN-AP-MW-23S	2/19/2020 11:54	pH	7.37	pH
GN-AP-MW-23S	2/19/2020 11:54	Temperature	15.74	C
GN-AP-MW-23S	2/19/2020 11:54	Turbidity	2.98	NTU
GN-AP-MW-23S	2/19/2020 11:59	Conductivity	559.19	uS/cm
GN-AP-MW-23S	2/19/2020 11:59	DO	1.95	mg/L
GN-AP-MW-23S	2/19/2020 11:59	Depth to Water Detail	2.95	ft
GN-AP-MW-23S	2/19/2020 11:59	Oxidation Reduction Potention	5.57	mv
GN-AP-MW-23S	2/19/2020 11:59	pH	7.36	pH
GN-AP-MW-23S	2/19/2020 11:59	Temperature	15.83	C
GN-AP-MW-23S	2/19/2020 11:59	Turbidity	2.42	NTU
GN-AP-MW-23S	2/19/2020 12:04	Conductivity	555.17	uS/cm
GN-AP-MW-23S	2/19/2020 12:04	DO	1.66	mg/L
GN-AP-MW-23S	2/19/2020 12:04	Depth to Water Detail	2.95	ft
GN-AP-MW-23S	2/19/2020 12:04	Oxidation Reduction Potention	5.2	mv
GN-AP-MW-23S	2/19/2020 12:04	pH	7.36	pH
GN-AP-MW-23S	2/19/2020 12:04	Temperature	16.67	C
GN-AP-MW-23S	2/19/2020 12:04	Turbidity	1.87	NTU
GN-AP-MW-23S	2/19/2020 12:09	Conductivity	551.33	uS/cm
GN-AP-MW-23S	2/19/2020 12:09	DO	1.62	mg/L
GN-AP-MW-23S	2/19/2020 12:09	Depth to Water Detail	2.95	ft
GN-AP-MW-23S	2/19/2020 12:09	Oxidation Reduction Potention	8.43	mv
GN-AP-MW-23S	2/19/2020 12:09	pH	7.36	pH
GN-AP-MW-23S	2/19/2020 12:09	Temperature	16.84	C
GN-AP-MW-23S	2/19/2020 12:09	Turbidity	1.28	NTU
GN-AP-MW-23S	2/19/2020 12:14	Conductivity	547.92	uS/cm
GN-AP-MW-23S	2/19/2020 12:14	DO	1.63	mg/L
GN-AP-MW-23S	2/19/2020 12:14	Depth to Water Detail	2.95	ft
GN-AP-MW-23S	2/19/2020 12:14	Oxidation Reduction Potention	10.85	mv
GN-AP-MW-23S	2/19/2020 12:14	pH	7.36	pH
GN-AP-MW-23S	2/19/2020 12:14	Temperature	16.88	C
GN-AP-MW-23S	2/19/2020 12:14	Turbidity	1.12	NTU

Alabama Power Company
Plant Gaston Ash Pond

WELL ID	READING TIME	DESCRIPTION	VALUE	UNIT
GN-AP-MW-26	2/19/2020 9:31	Conductivity	568.6	uS/cm
GN-AP-MW-26	2/19/2020 9:31	DO	2.43	mg/L
GN-AP-MW-26	2/19/2020 9:31	Depth to Water Detail	6.42	ft
GN-AP-MW-26	2/19/2020 9:31	Oxidation Reduction Potention	181.83	mv
GN-AP-MW-26	2/19/2020 9:31	pH	7.5	pH
GN-AP-MW-26	2/19/2020 9:31	Temperature	15.6	C
GN-AP-MW-26	2/19/2020 9:31	Turbidity	0.69	NTU
GN-AP-MW-26	2/19/2020 9:36	Conductivity	572.98	uS/cm
GN-AP-MW-26	2/19/2020 9:36	DO	2.33	mg/L
GN-AP-MW-26	2/19/2020 9:36	Depth to Water Detail	6.54	ft
GN-AP-MW-26	2/19/2020 9:36	Oxidation Reduction Potention	162.34	mv
GN-AP-MW-26	2/19/2020 9:36	pH	7.52	pH
GN-AP-MW-26	2/19/2020 9:36	Temperature	15.69	C
GN-AP-MW-26	2/19/2020 9:36	Turbidity	0.35	NTU
GN-AP-MW-26	2/19/2020 9:41	Conductivity	572.26	uS/cm
GN-AP-MW-26	2/19/2020 9:41	DO	2.29	mg/L
GN-AP-MW-26	2/19/2020 9:41	Depth to Water Detail	6.61	ft
GN-AP-MW-26	2/19/2020 9:41	Oxidation Reduction Potention	148.65	mv
GN-AP-MW-26	2/19/2020 9:41	pH	7.53	pH
GN-AP-MW-26	2/19/2020 9:41	Temperature	15.64	C
GN-AP-MW-26	2/19/2020 9:41	Turbidity	0.33	NTU
GN-AP-MW-26	2/19/2020 9:46	Conductivity	572.72	uS/cm
GN-AP-MW-26	2/19/2020 9:46	DO	2.27	mg/L
GN-AP-MW-26	2/19/2020 9:46	Depth to Water Detail	6.67	ft
GN-AP-MW-26	2/19/2020 9:46	Oxidation Reduction Potention	139.62	mv
GN-AP-MW-26	2/19/2020 9:46	pH	7.54	pH
GN-AP-MW-26	2/19/2020 9:46	Temperature	15.72	C
GN-AP-MW-26	2/19/2020 9:46	Turbidity	0.36	NTU

Alabama Power Company
Plant Gaston Ash Pond

WELL ID	READING TIME	DESCRIPTION	VALUE	UNIT
GN-AP-MW-19	2/18/2020 11:00	Conductivity	406.3	uS/cm
GN-AP-MW-19	2/18/2020 11:00	DO	0.08	mg/L
GN-AP-MW-19	2/18/2020 11:00	Depth to Water Detail	12.26	ft
GN-AP-MW-19	2/18/2020 11:00	Oxidation Reduction Potention	-108.76	mv
GN-AP-MW-19	2/18/2020 11:00	pH	7.59	pH
GN-AP-MW-19	2/18/2020 11:00	Temperature	18.67	C
GN-AP-MW-19	2/18/2020 11:00	Turbidity	0.48	NTU
GN-AP-MW-19	2/18/2020 11:05	Conductivity	406.4	uS/cm
GN-AP-MW-19	2/18/2020 11:05	DO	0.04	mg/L
GN-AP-MW-19	2/18/2020 11:05	Depth to Water Detail	14.28	ft
GN-AP-MW-19	2/18/2020 11:05	Oxidation Reduction Potention	-122.6	mv
GN-AP-MW-19	2/18/2020 11:05	pH	7.6	pH
GN-AP-MW-19	2/18/2020 11:05	Temperature	18.9	C
GN-AP-MW-19	2/18/2020 11:05	Turbidity	0.51	NTU
GN-AP-MW-19	2/18/2020 11:10	Conductivity	406.71	uS/cm
GN-AP-MW-19	2/18/2020 11:10	DO	0.03	mg/L
GN-AP-MW-19	2/18/2020 11:10	Depth to Water Detail	18.28	ft
GN-AP-MW-19	2/18/2020 11:10	Oxidation Reduction Potention	-131.03	mv
GN-AP-MW-19	2/18/2020 11:10	pH	7.61	pH
GN-AP-MW-19	2/18/2020 11:10	Temperature	19	C
GN-AP-MW-19	2/18/2020 11:10	Turbidity	0.71	NTU
GN-AP-MW-19	2/18/2020 11:15	Conductivity	407.02	uS/cm
GN-AP-MW-19	2/18/2020 11:15	DO	0.03	mg/L
GN-AP-MW-19	2/18/2020 11:15	Depth to Water Detail	23.25	ft
GN-AP-MW-19	2/18/2020 11:15	Oxidation Reduction Potention	-136.93	mv
GN-AP-MW-19	2/18/2020 11:15	pH	7.62	pH
GN-AP-MW-19	2/18/2020 11:15	Temperature	19.11	C
GN-AP-MW-19	2/18/2020 11:15	Turbidity	0.63	NTU
GN-AP-MW-19	2/18/2020 11:20	Conductivity	407.27	uS/cm
GN-AP-MW-19	2/18/2020 11:20	DO	0.03	mg/L
GN-AP-MW-19	2/18/2020 11:20	Depth to Water Detail	26.9	ft
GN-AP-MW-19	2/18/2020 11:20	Oxidation Reduction Potention	-140.31	mv
GN-AP-MW-19	2/18/2020 11:20	pH	7.61	pH
GN-AP-MW-19	2/18/2020 11:20	Temperature	19.21	C
GN-AP-MW-19	2/18/2020 11:20	Turbidity	0.41	NTU
GN-AP-MW-19	2/18/2020 11:25	Conductivity	407.43	uS/cm
GN-AP-MW-19	2/18/2020 11:25	DO	0.03	mg/L
GN-AP-MW-19	2/18/2020 11:25	Depth to Water Detail	31.2	ft
GN-AP-MW-19	2/18/2020 11:25	Oxidation Reduction Potention	-142.34	mv
GN-AP-MW-19	2/18/2020 11:25	pH	7.62	pH
GN-AP-MW-19	2/18/2020 11:25	Temperature	19.24	C
GN-AP-MW-19	2/18/2020 11:25	Turbidity	0.64	NTU
GN-AP-MW-19	2/18/2020 11:30	Conductivity	407.07	uS/cm
GN-AP-MW-19	2/18/2020 11:30	DO	0.09	mg/L

Alabama Power Company
Plant Gaston Ash Pond

WELL ID	READING TIME	DESCRIPTION	VALUE	UNIT
GN-AP-MW-19	2/18/2020 11:30	Depth to Water Detail	35.15	ft
GN-AP-MW-19	2/18/2020 11:30	Oxidation Reduction Potention	-138.52	mv
GN-AP-MW-19	2/18/2020 11:30	pH	7.62	pH
GN-AP-MW-19	2/18/2020 11:30	Temperature	19.3	C
GN-AP-MW-19	2/18/2020 11:30	Turbidity	0.99	NTU
GN-AP-MW-19	2/18/2020 11:35	Conductivity	406.72	uS/cm
GN-AP-MW-19	2/18/2020 11:35	DO	0.59	mg/L
GN-AP-MW-19	2/18/2020 11:35	Depth to Water Detail	39.05	ft
GN-AP-MW-19	2/18/2020 11:35	Oxidation Reduction Potention	-121.07	mv
GN-AP-MW-19	2/18/2020 11:35	pH	7.62	pH
GN-AP-MW-19	2/18/2020 11:35	Temperature	19.3	C
GN-AP-MW-19	2/18/2020 11:35	Turbidity	1	NTU
GN-AP-MW-19	2/18/2020 11:40	Conductivity	406.6	uS/cm
GN-AP-MW-19	2/18/2020 11:40	DO	1.44	mg/L
GN-AP-MW-19	2/18/2020 11:40	Depth to Water Detail	42.55	ft
GN-AP-MW-19	2/18/2020 11:40	Oxidation Reduction Potention	-100.5	mv
GN-AP-MW-19	2/18/2020 11:40	pH	7.63	pH
GN-AP-MW-19	2/18/2020 11:40	Temperature	19.32	C
GN-AP-MW-19	2/18/2020 11:40	Turbidity	1.05	NTU
GN-AP-MW-19	2/18/2020 11:45	Conductivity	405.36	uS/cm
GN-AP-MW-19	2/18/2020 11:45	DO	1.79	mg/L
GN-AP-MW-19	2/18/2020 11:45	Depth to Water Detail	42.8	ft
GN-AP-MW-19	2/18/2020 11:45	Oxidation Reduction Potention	-88.74	mv
GN-AP-MW-19	2/18/2020 11:45	pH	7.64	pH
GN-AP-MW-19	2/18/2020 11:45	Temperature	18.78	C
GN-AP-MW-19	2/18/2020 11:45	Turbidity	1.12	NTU
GN-AP-MW-19	2/18/2020 11:50	Conductivity	405.8	uS/cm
GN-AP-MW-19	2/18/2020 11:50	DO	1.82	mg/L
GN-AP-MW-19	2/18/2020 11:50	Depth to Water Detail	42.65	ft
GN-AP-MW-19	2/18/2020 11:50	Oxidation Reduction Potention	-85.82	mv
GN-AP-MW-19	2/18/2020 11:50	pH	7.64	pH
GN-AP-MW-19	2/18/2020 11:50	Temperature	18.64	C
GN-AP-MW-19	2/18/2020 11:50	Turbidity	1.08	NTU
GN-AP-MW-19	2/18/2020 11:55	Conductivity	408.48	uS/cm
GN-AP-MW-19	2/18/2020 11:55	DO	0.76	mg/L
GN-AP-MW-19	2/18/2020 11:55	Depth to Water Detail	42.5	ft
GN-AP-MW-19	2/18/2020 11:55	Oxidation Reduction Potention	-109.28	mv
GN-AP-MW-19	2/18/2020 11:55	pH	7.64	pH
GN-AP-MW-19	2/18/2020 11:55	Temperature	18.69	C
GN-AP-MW-19	2/18/2020 11:55	Turbidity	0.75	NTU
GN-AP-MW-19	2/18/2020 12:00	Conductivity	408.91	uS/cm
GN-AP-MW-19	2/18/2020 12:00	DO	0.41	mg/L
GN-AP-MW-19	2/18/2020 12:00	Depth to Water Detail	42.45	ft
GN-AP-MW-19	2/18/2020 12:00	Oxidation Reduction Potention	-119.56	mv

Alabama Power Company
Plant Gaston Ash Pond

WELL ID	READING TIME	DESCRIPTION	VALUE	UNIT
GN-AP-MW-19	2/18/2020 12:00	pH	7.64	pH
GN-AP-MW-19	2/18/2020 12:00	Temperature	18.69	C
GN-AP-MW-19	2/18/2020 12:00	Turbidity	0.49	NTU
GN-AP-MW-19	2/18/2020 12:05	Conductivity	409.14	uS/cm
GN-AP-MW-19	2/18/2020 12:05	DO	0.35	mg/L
GN-AP-MW-19	2/18/2020 12:05	Depth to Water Detail	42.28	ft
GN-AP-MW-19	2/18/2020 12:05	Oxidation Reduction Potention	-122.93	mv
GN-AP-MW-19	2/18/2020 12:05	pH	7.64	pH
GN-AP-MW-19	2/18/2020 12:05	Temperature	18.77	C
GN-AP-MW-19	2/18/2020 12:05	Turbidity	0.45	NTU

Alabama Power Company
Plant Gaston Ash Pond

WELL ID	READING TIME	DESCRIPTION	VALUE	UNIT
GN-AP-MW-18	2/25/2020 15:44	Conductivity	729.78	uS/cm
GN-AP-MW-18	2/25/2020 15:44	DO	0.22	mg/L
GN-AP-MW-18	2/25/2020 15:44	Depth to Water Detail	18.3	ft
GN-AP-MW-18	2/25/2020 15:44	Oxidation Reduction Potention	3.54	mv
GN-AP-MW-18	2/25/2020 15:44	pH	6.99	pH
GN-AP-MW-18	2/25/2020 15:44	Temperature	19.27	C
GN-AP-MW-18	2/25/2020 15:44	Turbidity	1.48	NTU
GN-AP-MW-18	2/25/2020 15:49	Conductivity	820.2	uS/cm
GN-AP-MW-18	2/25/2020 15:49	DO	0.16	mg/L
GN-AP-MW-18	2/25/2020 15:49	Depth to Water Detail	18.3	ft
GN-AP-MW-18	2/25/2020 15:49	Oxidation Reduction Potention	11.74	mv
GN-AP-MW-18	2/25/2020 15:49	pH	6.92	pH
GN-AP-MW-18	2/25/2020 15:49	Temperature	19.2	C
GN-AP-MW-18	2/25/2020 15:49	Turbidity	1.81	NTU
GN-AP-MW-18	2/25/2020 15:54	Conductivity	848.47	uS/cm
GN-AP-MW-18	2/25/2020 15:54	DO	0.15	mg/L
GN-AP-MW-18	2/25/2020 15:54	Depth to Water Detail	18.3	ft
GN-AP-MW-18	2/25/2020 15:54	Oxidation Reduction Potention	14.12	mv
GN-AP-MW-18	2/25/2020 15:54	pH	6.9	pH
GN-AP-MW-18	2/25/2020 15:54	Temperature	19.23	C
GN-AP-MW-18	2/25/2020 15:54	Turbidity	1.18	NTU
GN-AP-MW-18	2/25/2020 15:59	Conductivity	887.34	uS/cm
GN-AP-MW-18	2/25/2020 15:59	DO	0.14	mg/L
GN-AP-MW-18	2/25/2020 15:59	Depth to Water Detail	18.3	ft
GN-AP-MW-18	2/25/2020 15:59	Oxidation Reduction Potention	15.3	mv
GN-AP-MW-18	2/25/2020 15:59	pH	6.9	pH
GN-AP-MW-18	2/25/2020 15:59	Temperature	19.25	C
GN-AP-MW-18	2/25/2020 15:59	Turbidity	1	NTU
GN-AP-MW-18	2/25/2020 16:04	Conductivity	882.57	uS/cm
GN-AP-MW-18	2/25/2020 16:04	DO	0.14	mg/L
GN-AP-MW-18	2/25/2020 16:04	Depth to Water Detail	18.3	ft
GN-AP-MW-18	2/25/2020 16:04	Oxidation Reduction Potention	15.85	mv
GN-AP-MW-18	2/25/2020 16:04	pH	6.89	pH
GN-AP-MW-18	2/25/2020 16:04	Temperature	19.23	C
GN-AP-MW-18	2/25/2020 16:04	Turbidity	1.04	NTU
GN-AP-MW-18	2/25/2020 16:09	Conductivity	884.68	uS/cm
GN-AP-MW-18	2/25/2020 16:09	DO	0.13	mg/L
GN-AP-MW-18	2/25/2020 16:09	Depth to Water Detail	18.3	ft
GN-AP-MW-18	2/25/2020 16:09	Oxidation Reduction Potention	15.8	mv
GN-AP-MW-18	2/25/2020 16:09	pH	6.89	pH
GN-AP-MW-18	2/25/2020 16:09	Temperature	19.19	C
GN-AP-MW-18	2/25/2020 16:09	Turbidity	0.78	NTU

Alabama Power Company
Plant Gaston Ash Pond

WELL ID	READING TIME	DESCRIPTION	VALUE	UNIT
GN-AP-MW-16	2/25/2020 12:17	Conductivity	433.73	uS/cm
GN-AP-MW-16	2/25/2020 12:17	DO	0.21	mg/L
GN-AP-MW-16	2/25/2020 12:17	Depth to Water Detail	18.7	ft
GN-AP-MW-16	2/25/2020 12:17	Oxidation Reduction Potention	-68.66	mv
GN-AP-MW-16	2/25/2020 12:17	pH	8.49	pH
GN-AP-MW-16	2/25/2020 12:17	Temperature	20.53	C
GN-AP-MW-16	2/25/2020 12:17	Turbidity	90	NTU
GN-AP-MW-16	2/25/2020 12:22	Conductivity	432.84	uS/cm
GN-AP-MW-16	2/25/2020 12:22	DO	0.19	mg/L
GN-AP-MW-16	2/25/2020 12:22	Depth to Water Detail	18.7	ft
GN-AP-MW-16	2/25/2020 12:22	Oxidation Reduction Potention	-111.74	mv
GN-AP-MW-16	2/25/2020 12:22	pH	8.45	pH
GN-AP-MW-16	2/25/2020 12:22	Temperature	20.51	C
GN-AP-MW-16	2/25/2020 12:22	Turbidity	70.8	NTU
GN-AP-MW-16	2/25/2020 12:27	Conductivity	431.47	uS/cm
GN-AP-MW-16	2/25/2020 12:27	DO	0.18	mg/L
GN-AP-MW-16	2/25/2020 12:27	Depth to Water Detail	18.7	ft
GN-AP-MW-16	2/25/2020 12:27	Oxidation Reduction Potention	-135.91	mv
GN-AP-MW-16	2/25/2020 12:27	pH	8.41	pH
GN-AP-MW-16	2/25/2020 12:27	Temperature	20.58	C
GN-AP-MW-16	2/25/2020 12:27	Turbidity	33.4	NTU
GN-AP-MW-16	2/25/2020 12:32	Conductivity	431.13	uS/cm
GN-AP-MW-16	2/25/2020 12:32	DO	0.17	mg/L
GN-AP-MW-16	2/25/2020 12:32	Depth to Water Detail	18.7	ft
GN-AP-MW-16	2/25/2020 12:32	Oxidation Reduction Potention	-145.48	mv
GN-AP-MW-16	2/25/2020 12:32	pH	8.4	pH
GN-AP-MW-16	2/25/2020 12:32	Temperature	20.58	C
GN-AP-MW-16	2/25/2020 12:32	Turbidity	20.2	NTU
GN-AP-MW-16	2/25/2020 12:37	Conductivity	431.48	uS/cm
GN-AP-MW-16	2/25/2020 12:37	DO	0.17	mg/L
GN-AP-MW-16	2/25/2020 12:37	Depth to Water Detail	18.7	ft
GN-AP-MW-16	2/25/2020 12:37	Oxidation Reduction Potention	-152.42	mv
GN-AP-MW-16	2/25/2020 12:37	pH	8.38	pH
GN-AP-MW-16	2/25/2020 12:37	Temperature	20.57	C
GN-AP-MW-16	2/25/2020 12:37	Turbidity	13.9	NTU
GN-AP-MW-16	2/25/2020 12:42	Conductivity	431.4	uS/cm
GN-AP-MW-16	2/25/2020 12:42	DO	0.16	mg/L
GN-AP-MW-16	2/25/2020 12:42	Depth to Water Detail	18.7	ft
GN-AP-MW-16	2/25/2020 12:42	Oxidation Reduction Potention	-155.22	mv
GN-AP-MW-16	2/25/2020 12:42	pH	8.38	pH
GN-AP-MW-16	2/25/2020 12:42	Temperature	20.58	C
GN-AP-MW-16	2/25/2020 12:42	Turbidity	9.44	NTU
GN-AP-MW-16	2/25/2020 12:47	Conductivity	431.25	uS/cm
GN-AP-MW-16	2/25/2020 12:47	DO	0.16	mg/L

Alabama Power Company
Plant Gaston Ash Pond

WELL ID	READING TIME	DESCRIPTION	VALUE	UNIT
GN-AP-MW-16	2/25/2020 12:47	Depth to Water Detail	18.7	ft
GN-AP-MW-16	2/25/2020 12:47	Oxidation Reduction Potention	-157.85	mv
GN-AP-MW-16	2/25/2020 12:47	pH	8.38	pH
GN-AP-MW-16	2/25/2020 12:47	Temperature	20.64	C
GN-AP-MW-16	2/25/2020 12:47	Turbidity	7.3	NTU

Alabama Power Company
Plant Gaston Ash Pond

WELL ID	READING TIME	DESCRIPTION	VALUE	UNIT
GN-AP-MW-16V	2/25/2020 10:49	Conductivity	445.8	uS/cm
GN-AP-MW-16V	2/25/2020 10:49	DO	0.45	mg/L
GN-AP-MW-16V	2/25/2020 10:49	Depth to Water Detail	11.12	ft
GN-AP-MW-16V	2/25/2020 10:49	Oxidation Reduction Potention	33.44	mv
GN-AP-MW-16V	2/25/2020 10:49	pH	8.45	pH
GN-AP-MW-16V	2/25/2020 10:49	Temperature	18.95	C
GN-AP-MW-16V	2/25/2020 10:49	Turbidity	1.96	NTU
GN-AP-MW-16V	2/25/2020 10:54	Conductivity	446.51	uS/cm
GN-AP-MW-16V	2/25/2020 10:54	DO	0.36	mg/L
GN-AP-MW-16V	2/25/2020 10:54	Depth to Water Detail	11.57	ft
GN-AP-MW-16V	2/25/2020 10:54	Oxidation Reduction Potention	12.11	mv
GN-AP-MW-16V	2/25/2020 10:54	pH	8.52	pH
GN-AP-MW-16V	2/25/2020 10:54	Temperature	19.09	C
GN-AP-MW-16V	2/25/2020 10:54	Turbidity	1.88	NTU
GN-AP-MW-16V	2/25/2020 10:59	Conductivity	446.49	uS/cm
GN-AP-MW-16V	2/25/2020 10:59	DO	0.33	mg/L
GN-AP-MW-16V	2/25/2020 10:59	Depth to Water Detail	11.96	ft
GN-AP-MW-16V	2/25/2020 10:59	Oxidation Reduction Potention	-12.76	mv
GN-AP-MW-16V	2/25/2020 10:59	pH	8.55	pH
GN-AP-MW-16V	2/25/2020 10:59	Temperature	19.21	C
GN-AP-MW-16V	2/25/2020 10:59	Turbidity	1.91	NTU
GN-AP-MW-16V	2/25/2020 11:04	Conductivity	446.1	uS/cm
GN-AP-MW-16V	2/25/2020 11:04	DO	0.32	mg/L
GN-AP-MW-16V	2/25/2020 11:04	Depth to Water Detail	12.31	ft
GN-AP-MW-16V	2/25/2020 11:04	Oxidation Reduction Potention	-34.79	mv
GN-AP-MW-16V	2/25/2020 11:04	pH	8.57	pH
GN-AP-MW-16V	2/25/2020 11:04	Temperature	19.28	C
GN-AP-MW-16V	2/25/2020 11:04	Turbidity	1.49	NTU
GN-AP-MW-16V	2/25/2020 11:09	Conductivity	446.39	uS/cm
GN-AP-MW-16V	2/25/2020 11:09	DO	0.33	mg/L
GN-AP-MW-16V	2/25/2020 11:09	Depth to Water Detail	12.55	ft
GN-AP-MW-16V	2/25/2020 11:09	Oxidation Reduction Potention	-49.34	mv
GN-AP-MW-16V	2/25/2020 11:09	pH	8.59	pH
GN-AP-MW-16V	2/25/2020 11:09	Temperature	19.34	C
GN-AP-MW-16V	2/25/2020 11:09	Turbidity	1.63	NTU
GN-AP-MW-16V	2/25/2020 11:14	Conductivity	446.43	uS/cm
GN-AP-MW-16V	2/25/2020 11:14	DO	0.34	mg/L
GN-AP-MW-16V	2/25/2020 11:14	Depth to Water Detail	12.83	ft
GN-AP-MW-16V	2/25/2020 11:14	Oxidation Reduction Potention	-61.75	mv
GN-AP-MW-16V	2/25/2020 11:14	pH	8.6	pH
GN-AP-MW-16V	2/25/2020 11:14	Temperature	19.42	C
GN-AP-MW-16V	2/25/2020 11:14	Turbidity	1.29	NTU
GN-AP-MW-16V	2/25/2020 11:19	Conductivity	445.55	uS/cm
GN-AP-MW-16V	2/25/2020 11:19	DO	0.34	mg/L

Alabama Power Company
Plant Gaston Ash Pond

WELL ID	READING TIME	DESCRIPTION	VALUE	UNIT
GN-AP-MW-16V	2/25/2020 11:19	Depth to Water Detail	13.03	ft
GN-AP-MW-16V	2/25/2020 11:19	Oxidation Reduction Potention	-68.66	mv
GN-AP-MW-16V	2/25/2020 11:19	pH	8.61	pH
GN-AP-MW-16V	2/25/2020 11:19	Temperature	19.44	C
GN-AP-MW-16V	2/25/2020 11:19	Turbidity	1.1	NTU
GN-AP-MW-16V	2/25/2020 11:24	Conductivity	445.23	uS/cm
GN-AP-MW-16V	2/25/2020 11:24	DO	0.34	mg/L
GN-AP-MW-16V	2/25/2020 11:24	Depth to Water Detail	13.21	ft
GN-AP-MW-16V	2/25/2020 11:24	Oxidation Reduction Potention	-75.27	mv
GN-AP-MW-16V	2/25/2020 11:24	pH	8.61	pH
GN-AP-MW-16V	2/25/2020 11:24	Temperature	19.46	C
GN-AP-MW-16V	2/25/2020 11:24	Turbidity	0.83	NTU
GN-AP-MW-16V	2/25/2020 11:29	Conductivity	444.53	uS/cm
GN-AP-MW-16V	2/25/2020 11:29	DO	0.35	mg/L
GN-AP-MW-16V	2/25/2020 11:29	Depth to Water Detail	13.38	ft
GN-AP-MW-16V	2/25/2020 11:29	Oxidation Reduction Potention	-80.97	mv
GN-AP-MW-16V	2/25/2020 11:29	pH	8.61	pH
GN-AP-MW-16V	2/25/2020 11:29	Temperature	19.49	C
GN-AP-MW-16V	2/25/2020 11:29	Turbidity	0.76	NTU
GN-AP-MW-16V	2/25/2020 11:34	Conductivity	444.45	uS/cm
GN-AP-MW-16V	2/25/2020 11:34	DO	0.35	mg/L
GN-AP-MW-16V	2/25/2020 11:34	Depth to Water Detail	13.49	ft
GN-AP-MW-16V	2/25/2020 11:34	Oxidation Reduction Potention	-85.57	mv
GN-AP-MW-16V	2/25/2020 11:34	pH	8.61	pH
GN-AP-MW-16V	2/25/2020 11:34	Temperature	19.59	C
GN-AP-MW-16V	2/25/2020 11:34	Turbidity	0.72	NTU

Alabama Power Company
Plant Gaston Ash Pond

WELL ID	READING TIME	DESCRIPTION	VALUE	UNIT
GN-AP-MW-17	2/26/2020 8:35	Conductivity	776.1	uS/cm
GN-AP-MW-17	2/26/2020 8:35	DO	0.27	mg/L
GN-AP-MW-17	2/26/2020 8:35	Depth to Water Detail	0	ft
GN-AP-MW-17	2/26/2020 8:35	Oxidation Reduction Potention	11.39	mv
GN-AP-MW-17	2/26/2020 8:35	pH	9.59	pH
GN-AP-MW-17	2/26/2020 8:35	Temperature	18.86	C
GN-AP-MW-17	2/26/2020 8:35	Turbidity	0.42	NTU
GN-AP-MW-17	2/26/2020 8:40	Conductivity	775.29	uS/cm
GN-AP-MW-17	2/26/2020 8:40	DO	0.24	mg/L
GN-AP-MW-17	2/26/2020 8:40	Depth to Water Detail	0	ft
GN-AP-MW-17	2/26/2020 8:40	Oxidation Reduction Potention	-22.96	mv
GN-AP-MW-17	2/26/2020 8:40	pH	9.6	pH
GN-AP-MW-17	2/26/2020 8:40	Temperature	18.87	C
GN-AP-MW-17	2/26/2020 8:40	Turbidity	0.36	NTU
GN-AP-MW-17	2/26/2020 8:45	Conductivity	774.43	uS/cm
GN-AP-MW-17	2/26/2020 8:45	DO	0.24	mg/L
GN-AP-MW-17	2/26/2020 8:45	Depth to Water Detail	0	ft
GN-AP-MW-17	2/26/2020 8:45	Oxidation Reduction Potention	-43.35	mv
GN-AP-MW-17	2/26/2020 8:45	pH	9.6	pH
GN-AP-MW-17	2/26/2020 8:45	Temperature	18.77	C
GN-AP-MW-17	2/26/2020 8:45	Turbidity	0.35	NTU
GN-AP-MW-17	2/26/2020 8:50	Conductivity	774.17	uS/cm
GN-AP-MW-17	2/26/2020 8:50	DO	0.23	mg/L
GN-AP-MW-17	2/26/2020 8:50	Depth to Water Detail	0	ft
GN-AP-MW-17	2/26/2020 8:50	Oxidation Reduction Potention	-57.69	mv
GN-AP-MW-17	2/26/2020 8:50	pH	9.61	pH
GN-AP-MW-17	2/26/2020 8:50	Temperature	18.73	C
GN-AP-MW-17	2/26/2020 8:50	Turbidity	0.31	NTU

Alabama Power Company
Plant Gaston Ash Pond

WELL ID	READING TIME	DESCRIPTION	VALUE	UNIT
GN-AP-MW-17SV	2/26/2020 9:30	Conductivity	718.45	uS/cm
GN-AP-MW-17SV	2/26/2020 9:30	DO	0.16	mg/L
GN-AP-MW-17SV	2/26/2020 9:30	Depth to Water Detail	7.81	ft
GN-AP-MW-17SV	2/26/2020 9:30	Oxidation Reduction Potention	-206.49	mv
GN-AP-MW-17SV	2/26/2020 9:30	pH	8.26	pH
GN-AP-MW-17SV	2/26/2020 9:30	Temperature	19.91	C
GN-AP-MW-17SV	2/26/2020 9:30	Turbidity	4.5	NTU
GN-AP-MW-17SV	2/26/2020 9:35	Conductivity	714.33	uS/cm
GN-AP-MW-17SV	2/26/2020 9:35	DO	0.14	mg/L
GN-AP-MW-17SV	2/26/2020 9:35	Depth to Water Detail	7.81	ft
GN-AP-MW-17SV	2/26/2020 9:35	Oxidation Reduction Potention	-158.11	mv
GN-AP-MW-17SV	2/26/2020 9:35	pH	7.81	pH
GN-AP-MW-17SV	2/26/2020 9:35	Temperature	19.94	C
GN-AP-MW-17SV	2/26/2020 9:35	Turbidity	2.98	NTU
GN-AP-MW-17SV	2/26/2020 9:40	Conductivity	712.92	uS/cm
GN-AP-MW-17SV	2/26/2020 9:40	DO	0.14	mg/L
GN-AP-MW-17SV	2/26/2020 9:40	Depth to Water Detail	7.81	ft
GN-AP-MW-17SV	2/26/2020 9:40	Oxidation Reduction Potention	-138.91	mv
GN-AP-MW-17SV	2/26/2020 9:40	pH	7.65	pH
GN-AP-MW-17SV	2/26/2020 9:40	Temperature	19.97	C
GN-AP-MW-17SV	2/26/2020 9:40	Turbidity	2.4	NTU
GN-AP-MW-17SV	2/26/2020 9:45	Conductivity	712.02	uS/cm
GN-AP-MW-17SV	2/26/2020 9:45	DO	0.14	mg/L
GN-AP-MW-17SV	2/26/2020 9:45	Depth to Water Detail	7.81	ft
GN-AP-MW-17SV	2/26/2020 9:45	Oxidation Reduction Potention	-128.82	mv
GN-AP-MW-17SV	2/26/2020 9:45	pH	7.57	pH
GN-AP-MW-17SV	2/26/2020 9:45	Temperature	20.07	C
GN-AP-MW-17SV	2/26/2020 9:45	Turbidity	2.3	NTU
GN-AP-MW-17SV	2/26/2020 9:50	Conductivity	711.43	uS/cm
GN-AP-MW-17SV	2/26/2020 9:50	DO	0.13	mg/L
GN-AP-MW-17SV	2/26/2020 9:50	Depth to Water Detail	7.81	ft
GN-AP-MW-17SV	2/26/2020 9:50	Oxidation Reduction Potention	-125.12	mv
GN-AP-MW-17SV	2/26/2020 9:50	pH	7.55	pH
GN-AP-MW-17SV	2/26/2020 9:50	Temperature	20.12	C
GN-AP-MW-17SV	2/26/2020 9:50	Turbidity	1.39	NTU

Alabama Power Company
Plant Gaston Ash Pond

WELL ID	READING TIME	DESCRIPTION	VALUE	UNIT
GN-AP-MW-17V	2/26/2020 10:25	Conductivity	667.54	uS/cm
GN-AP-MW-17V	2/26/2020 10:25	DO	1.76	mg/L
GN-AP-MW-17V	2/26/2020 10:25	Depth to Water Detail	1.74	ft
GN-AP-MW-17V	2/26/2020 10:25	Oxidation Reduction Potention	-109.1	mv
GN-AP-MW-17V	2/26/2020 10:25	pH	8.63	pH
GN-AP-MW-17V	2/26/2020 10:25	Temperature	14	C
GN-AP-MW-17V	2/26/2020 10:25	Turbidity	39.7	NTU
GN-AP-MW-17V	2/26/2020 10:30	Conductivity	664.97	uS/cm
GN-AP-MW-17V	2/26/2020 10:30	DO	1.53	mg/L
GN-AP-MW-17V	2/26/2020 10:30	Depth to Water Detail	2.23	ft
GN-AP-MW-17V	2/26/2020 10:30	Oxidation Reduction Potention	-124.52	mv
GN-AP-MW-17V	2/26/2020 10:30	pH	8.72	pH
GN-AP-MW-17V	2/26/2020 10:30	Temperature	14.06	C
GN-AP-MW-17V	2/26/2020 10:30	Turbidity	41	NTU
GN-AP-MW-17V	2/26/2020 10:35	Conductivity	663.92	uS/cm
GN-AP-MW-17V	2/26/2020 10:35	DO	1.42	mg/L
GN-AP-MW-17V	2/26/2020 10:35	Depth to Water Detail	2.7	ft
GN-AP-MW-17V	2/26/2020 10:35	Oxidation Reduction Potention	-132	mv
GN-AP-MW-17V	2/26/2020 10:35	pH	8.77	pH
GN-AP-MW-17V	2/26/2020 10:35	Temperature	13.96	C
GN-AP-MW-17V	2/26/2020 10:35	Turbidity	31.1	NTU
GN-AP-MW-17V	2/26/2020 10:40	Conductivity	664.58	uS/cm
GN-AP-MW-17V	2/26/2020 10:40	DO	1.37	mg/L
GN-AP-MW-17V	2/26/2020 10:40	Depth to Water Detail	3.13	ft
GN-AP-MW-17V	2/26/2020 10:40	Oxidation Reduction Potention	-132.36	mv
GN-AP-MW-17V	2/26/2020 10:40	pH	8.79	pH
GN-AP-MW-17V	2/26/2020 10:40	Temperature	14.09	C
GN-AP-MW-17V	2/26/2020 10:40	Turbidity	21.4	NTU
GN-AP-MW-17V	2/26/2020 10:45	Conductivity	664.64	uS/cm
GN-AP-MW-17V	2/26/2020 10:45	DO	1.33	mg/L
GN-AP-MW-17V	2/26/2020 10:45	Depth to Water Detail	3.5	ft
GN-AP-MW-17V	2/26/2020 10:45	Oxidation Reduction Potention	-131.58	mv
GN-AP-MW-17V	2/26/2020 10:45	pH	8.8	pH
GN-AP-MW-17V	2/26/2020 10:45	Temperature	14.08	C
GN-AP-MW-17V	2/26/2020 10:45	Turbidity	14.6	NTU
GN-AP-MW-17V	2/26/2020 10:50	Conductivity	665.36	uS/cm
GN-AP-MW-17V	2/26/2020 10:50	DO	1.33	mg/L
GN-AP-MW-17V	2/26/2020 10:50	Depth to Water Detail	3.92	ft
GN-AP-MW-17V	2/26/2020 10:50	Oxidation Reduction Potention	-126.1	mv
GN-AP-MW-17V	2/26/2020 10:50	pH	8.81	pH
GN-AP-MW-17V	2/26/2020 10:50	Temperature	14.28	C
GN-AP-MW-17V	2/26/2020 10:50	Turbidity	10.01	NTU
GN-AP-MW-17V	2/26/2020 10:55	Conductivity	665.92	uS/cm
GN-AP-MW-17V	2/26/2020 10:55	DO	1.33	mg/L

Alabama Power Company
Plant Gaston Ash Pond

WELL ID	READING TIME	DESCRIPTION	VALUE	UNIT
GN-AP-MW-17V	2/26/2020 10:55	Depth to Water Detail	4.38	ft
GN-AP-MW-17V	2/26/2020 10:55	Oxidation Reduction Potention	-126.45	mv
GN-AP-MW-17V	2/26/2020 10:55	pH	8.82	pH
GN-AP-MW-17V	2/26/2020 10:55	Temperature	14.58	C
GN-AP-MW-17V	2/26/2020 10:55	Turbidity	7.99	NTU
GN-AP-MW-17V	2/26/2020 11:00	Conductivity	666.59	uS/cm
GN-AP-MW-17V	2/26/2020 11:00	DO	1.34	mg/L
GN-AP-MW-17V	2/26/2020 11:00	Depth to Water Detail	4.77	ft
GN-AP-MW-17V	2/26/2020 11:00	Oxidation Reduction Potention	-120.07	mv
GN-AP-MW-17V	2/26/2020 11:00	pH	8.82	pH
GN-AP-MW-17V	2/26/2020 11:00	Temperature	14.73	C
GN-AP-MW-17V	2/26/2020 11:00	Turbidity	7.23	NTU
GN-AP-MW-17V	2/26/2020 11:05	Conductivity	666.55	uS/cm
GN-AP-MW-17V	2/26/2020 11:05	DO	1.37	mg/L
GN-AP-MW-17V	2/26/2020 11:05	Depth to Water Detail	5.14	ft
GN-AP-MW-17V	2/26/2020 11:05	Oxidation Reduction Potention	-115.26	mv
GN-AP-MW-17V	2/26/2020 11:05	pH	8.83	pH
GN-AP-MW-17V	2/26/2020 11:05	Temperature	14.58	C
GN-AP-MW-17V	2/26/2020 11:05	Turbidity	6.38	NTU
GN-AP-MW-17V	2/26/2020 11:10	Conductivity	665.98	uS/cm
GN-AP-MW-17V	2/26/2020 11:10	DO	1.78	mg/L
GN-AP-MW-17V	2/26/2020 11:10	Depth to Water Detail	5.32	ft
GN-AP-MW-17V	2/26/2020 11:10	Oxidation Reduction Potention	-95.71	mv
GN-AP-MW-17V	2/26/2020 11:10	pH	8.83	pH
GN-AP-MW-17V	2/26/2020 11:10	Temperature	14	C
GN-AP-MW-17V	2/26/2020 11:10	Turbidity	6.31	NTU
GN-AP-MW-17V	2/26/2020 11:15	Conductivity	665.44	uS/cm
GN-AP-MW-17V	2/26/2020 11:15	DO	1.89	mg/L
GN-AP-MW-17V	2/26/2020 11:15	Depth to Water Detail	5.47	ft
GN-AP-MW-17V	2/26/2020 11:15	Oxidation Reduction Potention	-82.62	mv
GN-AP-MW-17V	2/26/2020 11:15	pH	8.84	pH
GN-AP-MW-17V	2/26/2020 11:15	Temperature	13.35	C
GN-AP-MW-17V	2/26/2020 11:15	Turbidity	5.85	NTU
GN-AP-MW-17V	2/26/2020 11:20	Conductivity	666.69	uS/cm
GN-AP-MW-17V	2/26/2020 11:20	DO	1.74	mg/L
GN-AP-MW-17V	2/26/2020 11:20	Depth to Water Detail	5.67	ft
GN-AP-MW-17V	2/26/2020 11:20	Oxidation Reduction Potention	-81.68	mv
GN-AP-MW-17V	2/26/2020 11:20	pH	8.83	pH
GN-AP-MW-17V	2/26/2020 11:20	Temperature	13.82	C
GN-AP-MW-17V	2/26/2020 11:20	Turbidity	7.11	NTU
GN-AP-MW-17V	2/26/2020 11:25	Conductivity	667.44	uS/cm
GN-AP-MW-17V	2/26/2020 11:25	DO	1.78	mg/L
GN-AP-MW-17V	2/26/2020 11:25	Depth to Water Detail	5.86	ft
GN-AP-MW-17V	2/26/2020 11:25	Oxidation Reduction Potention	-76.03	mv

Alabama Power Company
Plant Gaston Ash Pond

WELL ID	READING TIME	DESCRIPTION	VALUE	UNIT
GN-AP-MW-17V	2/26/2020 11:25	pH	8.83	pH
GN-AP-MW-17V	2/26/2020 11:25	Temperature	14.2	C
GN-AP-MW-17V	2/26/2020 11:25	Turbidity	7.3	NTU
GN-AP-MW-17V	2/26/2020 11:30	Conductivity	668.45	uS/cm
GN-AP-MW-17V	2/26/2020 11:30	DO	1.8	mg/L
GN-AP-MW-17V	2/26/2020 11:30	Depth to Water Detail	5.98	ft
GN-AP-MW-17V	2/26/2020 11:30	Oxidation Reduction Potention	-72.45	mv
GN-AP-MW-17V	2/26/2020 11:30	pH	8.84	pH
GN-AP-MW-17V	2/26/2020 11:30	Temperature	14.16	C
GN-AP-MW-17V	2/26/2020 11:30	Turbidity	8.08	NTU
GN-AP-MW-17V	2/26/2020 11:35	Conductivity	667.79	uS/cm
GN-AP-MW-17V	2/26/2020 11:35	DO	1.82	mg/L
GN-AP-MW-17V	2/26/2020 11:35	Depth to Water Detail	6.12	ft
GN-AP-MW-17V	2/26/2020 11:35	Oxidation Reduction Potention	-69.64	mv
GN-AP-MW-17V	2/26/2020 11:35	pH	8.84	pH
GN-AP-MW-17V	2/26/2020 11:35	Temperature	14.2	C
GN-AP-MW-17V	2/26/2020 11:35	Turbidity	7.84	NTU

Alabama Power Company
Plant Gaston Ash Pond

WELL ID	READING TIME	DESCRIPTION	VALUE	UNIT
GN-AP-MW-28H	2/25/2020 13:19	Conductivity	430.02	uS/cm
GN-AP-MW-28H	2/25/2020 13:19	DO	0.56	mg/L
GN-AP-MW-28H	2/25/2020 13:19	Depth to Water Detail	8.74	ft
GN-AP-MW-28H	2/25/2020 13:19	Oxidation Reduction Potention	-150.53	mv
GN-AP-MW-28H	2/25/2020 13:19	pH	8.25	pH
GN-AP-MW-28H	2/25/2020 13:19	Temperature	20.25	C
GN-AP-MW-28H	2/25/2020 13:19	Turbidity	3.46	NTU
GN-AP-MW-28H	2/25/2020 13:24	Conductivity	428.68	uS/cm
GN-AP-MW-28H	2/25/2020 13:24	DO	0.55	mg/L
GN-AP-MW-28H	2/25/2020 13:24	Depth to Water Detail	9.45	ft
GN-AP-MW-28H	2/25/2020 13:24	Oxidation Reduction Potention	-153.45	mv
GN-AP-MW-28H	2/25/2020 13:24	pH	8.3	pH
GN-AP-MW-28H	2/25/2020 13:24	Temperature	20.27	C
GN-AP-MW-28H	2/25/2020 13:24	Turbidity	2.94	NTU
GN-AP-MW-28H	2/25/2020 13:29	Conductivity	427.43	uS/cm
GN-AP-MW-28H	2/25/2020 13:29	DO	0.61	mg/L
GN-AP-MW-28H	2/25/2020 13:29	Depth to Water Detail	9.91	ft
GN-AP-MW-28H	2/25/2020 13:29	Oxidation Reduction Potention	-151.03	mv
GN-AP-MW-28H	2/25/2020 13:29	pH	8.31	pH
GN-AP-MW-28H	2/25/2020 13:29	Temperature	20.35	C
GN-AP-MW-28H	2/25/2020 13:29	Turbidity	2.07	NTU
GN-AP-MW-28H	2/25/2020 13:34	Conductivity	423.21	uS/cm
GN-AP-MW-28H	2/25/2020 13:34	DO	0.63	mg/L
GN-AP-MW-28H	2/25/2020 13:34	Depth to Water Detail	10.22	ft
GN-AP-MW-28H	2/25/2020 13:34	Oxidation Reduction Potention	-148.51	mv
GN-AP-MW-28H	2/25/2020 13:34	pH	8.32	pH
GN-AP-MW-28H	2/25/2020 13:34	Temperature	20.43	C
GN-AP-MW-28H	2/25/2020 13:34	Turbidity	1.82	NTU
GN-AP-MW-28H	2/25/2020 13:39	Conductivity	424.79	uS/cm
GN-AP-MW-28H	2/25/2020 13:39	DO	0.61	mg/L
GN-AP-MW-28H	2/25/2020 13:39	Depth to Water Detail	10.39	ft
GN-AP-MW-28H	2/25/2020 13:39	Oxidation Reduction Potention	-150.72	mv
GN-AP-MW-28H	2/25/2020 13:39	pH	8.33	pH
GN-AP-MW-28H	2/25/2020 13:39	Temperature	20.47	C
GN-AP-MW-28H	2/25/2020 13:39	Turbidity	2.03	NTU
GN-AP-MW-28H	2/25/2020 13:44	Conductivity	425.52	uS/cm
GN-AP-MW-28H	2/25/2020 13:44	DO	0.64	mg/L
GN-AP-MW-28H	2/25/2020 13:44	Depth to Water Detail	10.54	ft
GN-AP-MW-28H	2/25/2020 13:44	Oxidation Reduction Potention	-151.69	mv
GN-AP-MW-28H	2/25/2020 13:44	pH	8.34	pH
GN-AP-MW-28H	2/25/2020 13:44	Temperature	20.45	C
GN-AP-MW-28H	2/25/2020 13:44	Turbidity	3.44	NTU
GN-AP-MW-28H	2/25/2020 13:49	Conductivity	424.69	uS/cm
GN-AP-MW-28H	2/25/2020 13:49	DO	0.63	mg/L

Alabama Power Company
Plant Gaston Ash Pond

WELL ID	READING TIME	DESCRIPTION	VALUE	UNIT
GN-AP-MW-28H	2/25/2020 13:49	Depth to Water Detail	10.57	ft
GN-AP-MW-28H	2/25/2020 13:49	Oxidation Reduction Potention	-153.98	mv
GN-AP-MW-28H	2/25/2020 13:49	pH	8.34	pH
GN-AP-MW-28H	2/25/2020 13:49	Temperature	20.47	C
GN-AP-MW-28H	2/25/2020 13:49	Turbidity	8.25	NTU
GN-AP-MW-28H	2/25/2020 13:54	Conductivity	423.17	uS/cm
GN-AP-MW-28H	2/25/2020 13:54	DO	0.62	mg/L
GN-AP-MW-28H	2/25/2020 13:54	Depth to Water Detail	10.63	ft
GN-AP-MW-28H	2/25/2020 13:54	Oxidation Reduction Potention	-155.13	mv
GN-AP-MW-28H	2/25/2020 13:54	pH	8.35	pH
GN-AP-MW-28H	2/25/2020 13:54	Temperature	20.49	C
GN-AP-MW-28H	2/25/2020 13:54	Turbidity	10.64	NTU
GN-AP-MW-28H	2/25/2020 13:59	Conductivity	423.47	uS/cm
GN-AP-MW-28H	2/25/2020 13:59	DO	0.62	mg/L
GN-AP-MW-28H	2/25/2020 13:59	Depth to Water Detail	10.68	ft
GN-AP-MW-28H	2/25/2020 13:59	Oxidation Reduction Potention	-151.72	mv
GN-AP-MW-28H	2/25/2020 13:59	pH	8.34	pH
GN-AP-MW-28H	2/25/2020 13:59	Temperature	20.51	C
GN-AP-MW-28H	2/25/2020 13:59	Turbidity	12.8	NTU
GN-AP-MW-28H	2/25/2020 14:04	Conductivity	424.48	uS/cm
GN-AP-MW-28H	2/25/2020 14:04	DO	0.63	mg/L
GN-AP-MW-28H	2/25/2020 14:04	Depth to Water Detail	10.75	ft
GN-AP-MW-28H	2/25/2020 14:04	Oxidation Reduction Potention	-151.92	mv
GN-AP-MW-28H	2/25/2020 14:04	pH	8.33	pH
GN-AP-MW-28H	2/25/2020 14:04	Temperature	20.52	C
GN-AP-MW-28H	2/25/2020 14:04	Turbidity	13.2	NTU
GN-AP-MW-28H	2/25/2020 14:09	Conductivity	426.04	uS/cm
GN-AP-MW-28H	2/25/2020 14:09	DO	0.63	mg/L
GN-AP-MW-28H	2/25/2020 14:09	Depth to Water Detail	10.78	ft
GN-AP-MW-28H	2/25/2020 14:09	Oxidation Reduction Potention	-151.95	mv
GN-AP-MW-28H	2/25/2020 14:09	pH	8.33	pH
GN-AP-MW-28H	2/25/2020 14:09	Temperature	20.5	C
GN-AP-MW-28H	2/25/2020 14:09	Turbidity	14.5	NTU
GN-AP-MW-28H	2/25/2020 14:14	Conductivity	421.1	uS/cm
GN-AP-MW-28H	2/25/2020 14:14	DO	0.64	mg/L
GN-AP-MW-28H	2/25/2020 14:14	Depth to Water Detail	10.85	ft
GN-AP-MW-28H	2/25/2020 14:14	Oxidation Reduction Potention	-152.37	mv
GN-AP-MW-28H	2/25/2020 14:14	pH	8.34	pH
GN-AP-MW-28H	2/25/2020 14:14	Temperature	20.52	C
GN-AP-MW-28H	2/25/2020 14:14	Turbidity	15.9	NTU
GN-AP-MW-28H	2/25/2020 14:19	Conductivity	424.55	uS/cm
GN-AP-MW-28H	2/25/2020 14:19	DO	0.62	mg/L
GN-AP-MW-28H	2/25/2020 14:19	Depth to Water Detail	10.91	ft
GN-AP-MW-28H	2/25/2020 14:19	Oxidation Reduction Potention	-151.95	mv

Alabama Power Company
Plant Gaston Ash Pond

WELL ID	READING TIME	DESCRIPTION	VALUE	UNIT
GN-AP-MW-28H	2/25/2020 14:19	pH	8.34	pH
GN-AP-MW-28H	2/25/2020 14:19	Temperature	20.54	C
GN-AP-MW-28H	2/25/2020 14:19	Turbidity	14.2	NTU
GN-AP-MW-28H	2/25/2020 14:24	Conductivity	423.8	uS/cm
GN-AP-MW-28H	2/25/2020 14:24	DO	0.63	mg/L
GN-AP-MW-28H	2/25/2020 14:24	Depth to Water Detail	10.91	ft
GN-AP-MW-28H	2/25/2020 14:24	Oxidation Reduction Potention	-153.54	mv
GN-AP-MW-28H	2/25/2020 14:24	pH	8.33	pH
GN-AP-MW-28H	2/25/2020 14:24	Temperature	20.55	C
GN-AP-MW-28H	2/25/2020 14:24	Turbidity	13.5	NTU
GN-AP-MW-28H	2/25/2020 14:29	Conductivity	424.45	uS/cm
GN-AP-MW-28H	2/25/2020 14:29	DO	0.62	mg/L
GN-AP-MW-28H	2/25/2020 14:29	Depth to Water Detail	10.91	ft
GN-AP-MW-28H	2/25/2020 14:29	Oxidation Reduction Potention	-152.09	mv
GN-AP-MW-28H	2/25/2020 14:29	pH	8.32	pH
GN-AP-MW-28H	2/25/2020 14:29	Temperature	20.54	C
GN-AP-MW-28H	2/25/2020 14:29	Turbidity	12.4	NTU
GN-AP-MW-28H	2/25/2020 14:34	Conductivity	424.54	uS/cm
GN-AP-MW-28H	2/25/2020 14:34	DO	0.63	mg/L
GN-AP-MW-28H	2/25/2020 14:34	Depth to Water Detail	10.91	ft
GN-AP-MW-28H	2/25/2020 14:34	Oxidation Reduction Potention	-151.42	mv
GN-AP-MW-28H	2/25/2020 14:34	pH	8.32	pH
GN-AP-MW-28H	2/25/2020 14:34	Temperature	20.53	C
GN-AP-MW-28H	2/25/2020 14:34	Turbidity	10.91	NTU
GN-AP-MW-28H	2/25/2020 14:39	Conductivity	424.45	uS/cm
GN-AP-MW-28H	2/25/2020 14:39	DO	0.65	mg/L
GN-AP-MW-28H	2/25/2020 14:39	Depth to Water Detail	10.91	ft
GN-AP-MW-28H	2/25/2020 14:39	Oxidation Reduction Potention	-152.19	mv
GN-AP-MW-28H	2/25/2020 14:39	pH	8.33	pH
GN-AP-MW-28H	2/25/2020 14:39	Temperature	20.54	C
GN-AP-MW-28H	2/25/2020 14:39	Turbidity	10.27	NTU
GN-AP-MW-28H	2/25/2020 14:44	Conductivity	425.29	uS/cm
GN-AP-MW-28H	2/25/2020 14:44	DO	0.57	mg/L
GN-AP-MW-28H	2/25/2020 14:44	Depth to Water Detail	10.91	ft
GN-AP-MW-28H	2/25/2020 14:44	Oxidation Reduction Potention	-155.06	mv
GN-AP-MW-28H	2/25/2020 14:44	pH	8.33	pH
GN-AP-MW-28H	2/25/2020 14:44	Temperature	20.54	C
GN-AP-MW-28H	2/25/2020 14:44	Turbidity	11.7	NTU
GN-AP-MW-28H	2/25/2020 14:49	Conductivity	424.09	uS/cm
GN-AP-MW-28H	2/25/2020 14:49	DO	0.58	mg/L
GN-AP-MW-28H	2/25/2020 14:49	Depth to Water Detail	10.91	ft
GN-AP-MW-28H	2/25/2020 14:49	Oxidation Reduction Potention	-155.56	mv
GN-AP-MW-28H	2/25/2020 14:49	pH	8.33	pH
GN-AP-MW-28H	2/25/2020 14:49	Temperature	20.56	C

Alabama Power Company
Plant Gaston Ash Pond

WELL ID	READING TIME	DESCRIPTION	VALUE	UNIT
GN-AP-MW-28H	2/25/2020 14:49	Turbidity	13.1	NTU
GN-AP-MW-28H	2/25/2020 14:54	Conductivity	424.85	uS/cm
GN-AP-MW-28H	2/25/2020 14:54	DO	0.52	mg/L
GN-AP-MW-28H	2/25/2020 14:54	Depth to Water Detail	10.91	ft
GN-AP-MW-28H	2/25/2020 14:54	Oxidation Reduction Potention	-156.48	mv
GN-AP-MW-28H	2/25/2020 14:54	pH	8.32	pH
GN-AP-MW-28H	2/25/2020 14:54	Temperature	20.54	C
GN-AP-MW-28H	2/25/2020 14:54	Turbidity	10.68	NTU
GN-AP-MW-28H	2/25/2020 14:59	Conductivity	422.96	uS/cm
GN-AP-MW-28H	2/25/2020 14:59	DO	0.51	mg/L
GN-AP-MW-28H	2/25/2020 14:59	Depth to Water Detail	10.91	ft
GN-AP-MW-28H	2/25/2020 14:59	Oxidation Reduction Potention	-157.37	mv
GN-AP-MW-28H	2/25/2020 14:59	pH	8.32	pH
GN-AP-MW-28H	2/25/2020 14:59	Temperature	20.54	C
GN-AP-MW-28H	2/25/2020 14:59	Turbidity	9.87	NTU

Alabama Power Company
Plant Gaston Ash Pond

WELL ID	READING TIME	DESCRIPTION	VALUE	UNIT
GN-AP-MW-29H	2/25/2020 15:37	Conductivity	511.55	uS/cm
GN-AP-MW-29H	2/25/2020 15:37	DO	0.14	mg/L
GN-AP-MW-29H	2/25/2020 15:37	Depth to Water Detail	4.95	ft
GN-AP-MW-29H	2/25/2020 15:37	Oxidation Reduction Potention	-187.26	mv
GN-AP-MW-29H	2/25/2020 15:37	pH	8.51	pH
GN-AP-MW-29H	2/25/2020 15:37	Temperature	19.2	C
GN-AP-MW-29H	2/25/2020 15:37	Turbidity	1.26	NTU
GN-AP-MW-29H	2/25/2020 15:42	Conductivity	510.91	uS/cm
GN-AP-MW-29H	2/25/2020 15:42	DO	0.16	mg/L
GN-AP-MW-29H	2/25/2020 15:42	Depth to Water Detail	7.31	ft
GN-AP-MW-29H	2/25/2020 15:42	Oxidation Reduction Potention	-192.61	mv
GN-AP-MW-29H	2/25/2020 15:42	pH	8.5	pH
GN-AP-MW-29H	2/25/2020 15:42	Temperature	19.43	C
GN-AP-MW-29H	2/25/2020 15:42	Turbidity	0.87	NTU
GN-AP-MW-29H	2/25/2020 15:47	Conductivity	511.78	uS/cm
GN-AP-MW-29H	2/25/2020 15:47	DO	0.17	mg/L
GN-AP-MW-29H	2/25/2020 15:47	Depth to Water Detail	11.09	ft
GN-AP-MW-29H	2/25/2020 15:47	Oxidation Reduction Potention	-194.93	mv
GN-AP-MW-29H	2/25/2020 15:47	pH	8.5	pH
GN-AP-MW-29H	2/25/2020 15:47	Temperature	19.59	C
GN-AP-MW-29H	2/25/2020 15:47	Turbidity	0.65	NTU
GN-AP-MW-29H	2/25/2020 15:52	Conductivity	510.93	uS/cm
GN-AP-MW-29H	2/25/2020 15:52	DO	0.18	mg/L
GN-AP-MW-29H	2/25/2020 15:52	Depth to Water Detail	13.76	ft
GN-AP-MW-29H	2/25/2020 15:52	Oxidation Reduction Potention	-195.76	mv
GN-AP-MW-29H	2/25/2020 15:52	pH	8.5	pH
GN-AP-MW-29H	2/25/2020 15:52	Temperature	19.66	C
GN-AP-MW-29H	2/25/2020 15:52	Turbidity	0.75	NTU
GN-AP-MW-29H	2/25/2020 15:57	Conductivity	510.86	uS/cm
GN-AP-MW-29H	2/25/2020 15:57	DO	0.18	mg/L
GN-AP-MW-29H	2/25/2020 15:57	Depth to Water Detail	16.5	ft
GN-AP-MW-29H	2/25/2020 15:57	Oxidation Reduction Potention	-195.76	mv
GN-AP-MW-29H	2/25/2020 15:57	pH	8.5	pH
GN-AP-MW-29H	2/25/2020 15:57	Temperature	19.81	C
GN-AP-MW-29H	2/25/2020 15:57	Turbidity	0.52	NTU
GN-AP-MW-29H	2/25/2020 16:02	Conductivity	510.95	uS/cm
GN-AP-MW-29H	2/25/2020 16:02	DO	0.18	mg/L
GN-AP-MW-29H	2/25/2020 16:02	Depth to Water Detail	19.21	ft
GN-AP-MW-29H	2/25/2020 16:02	Oxidation Reduction Potention	-195.94	mv
GN-AP-MW-29H	2/25/2020 16:02	pH	8.5	pH
GN-AP-MW-29H	2/25/2020 16:02	Temperature	19.92	C
GN-AP-MW-29H	2/25/2020 16:02	Turbidity	0.51	NTU
GN-AP-MW-29H	2/25/2020 16:07	Conductivity	511.31	uS/cm
GN-AP-MW-29H	2/25/2020 16:07	DO	0.19	mg/L

Alabama Power Company
Plant Gaston Ash Pond

WELL ID	READING TIME	DESCRIPTION	VALUE	UNIT
GN-AP-MW-29H	2/25/2020 16:07	Depth to Water Detail	21.56	ft
GN-AP-MW-29H	2/25/2020 16:07	Oxidation Reduction Potention	-196.05	mv
GN-AP-MW-29H	2/25/2020 16:07	pH	8.49	pH
GN-AP-MW-29H	2/25/2020 16:07	Temperature	20.04	C
GN-AP-MW-29H	2/25/2020 16:07	Turbidity	0.5	NTU
GN-AP-MW-29H	2/25/2020 16:12	Conductivity	511.15	uS/cm
GN-AP-MW-29H	2/25/2020 16:12	DO	0.19	mg/L
GN-AP-MW-29H	2/25/2020 16:12	Depth to Water Detail	23.68	ft
GN-AP-MW-29H	2/25/2020 16:12	Oxidation Reduction Potention	-196.71	mv
GN-AP-MW-29H	2/25/2020 16:12	pH	8.49	pH
GN-AP-MW-29H	2/25/2020 16:12	Temperature	20.12	C
GN-AP-MW-29H	2/25/2020 16:12	Turbidity	0.43	NTU
GN-AP-MW-29H	2/25/2020 16:17	Conductivity	511.05	uS/cm
GN-AP-MW-29H	2/25/2020 16:17	DO	0.19	mg/L
GN-AP-MW-29H	2/25/2020 16:17	Depth to Water Detail	26.31	ft
GN-AP-MW-29H	2/25/2020 16:17	Oxidation Reduction Potention	-197.9	mv
GN-AP-MW-29H	2/25/2020 16:17	pH	8.5	pH
GN-AP-MW-29H	2/25/2020 16:17	Temperature	20.26	C
GN-AP-MW-29H	2/25/2020 16:17	Turbidity	0.48	NTU
GN-AP-MW-29H	2/25/2020 16:22	Conductivity	510.9	uS/cm
GN-AP-MW-29H	2/25/2020 16:22	DO	0.2	mg/L
GN-AP-MW-29H	2/25/2020 16:22	Depth to Water Detail	28.79	ft
GN-AP-MW-29H	2/25/2020 16:22	Oxidation Reduction Potention	-195.9	mv
GN-AP-MW-29H	2/25/2020 16:22	pH	8.49	pH
GN-AP-MW-29H	2/25/2020 16:22	Temperature	20.3	C
GN-AP-MW-29H	2/25/2020 16:22	Turbidity	0.5	NTU
GN-AP-MW-29H	2/25/2020 16:27	Conductivity	510.53	uS/cm
GN-AP-MW-29H	2/25/2020 16:27	DO	0.29	mg/L
GN-AP-MW-29H	2/25/2020 16:27	Depth to Water Detail	30.02	ft
GN-AP-MW-29H	2/25/2020 16:27	Oxidation Reduction Potention	-185.98	mv
GN-AP-MW-29H	2/25/2020 16:27	pH	8.49	pH
GN-AP-MW-29H	2/25/2020 16:27	Temperature	20.05	C
GN-AP-MW-29H	2/25/2020 16:27	Turbidity	0.48	NTU
GN-AP-MW-29H	2/25/2020 16:32	Conductivity	510.01	uS/cm
GN-AP-MW-29H	2/25/2020 16:32	DO	0.4	mg/L
GN-AP-MW-29H	2/25/2020 16:32	Depth to Water Detail	30.09	ft
GN-AP-MW-29H	2/25/2020 16:32	Oxidation Reduction Potention	-170.89	mv
GN-AP-MW-29H	2/25/2020 16:32	pH	8.49	pH
GN-AP-MW-29H	2/25/2020 16:32	Temperature	19.35	C
GN-AP-MW-29H	2/25/2020 16:32	Turbidity	0.51	NTU
GN-AP-MW-29H	2/25/2020 16:37	Conductivity	510.01	uS/cm
GN-AP-MW-29H	2/25/2020 16:37	DO	0.54	mg/L
GN-AP-MW-29H	2/25/2020 16:37	Depth to Water Detail	30.12	ft
GN-AP-MW-29H	2/25/2020 16:37	Oxidation Reduction Potention	-160.98	mv

Alabama Power Company
Plant Gaston Ash Pond

WELL ID	READING TIME	DESCRIPTION	VALUE	UNIT
GN-AP-MW-29H	2/25/2020 16:37	pH	8.48	pH
GN-AP-MW-29H	2/25/2020 16:37	Temperature	19.24	C
GN-AP-MW-29H	2/25/2020 16:37	Turbidity	0.46	NTU
GN-AP-MW-29H	2/25/2020 16:42	Conductivity	510.31	uS/cm
GN-AP-MW-29H	2/25/2020 16:42	DO	0.4	mg/L
GN-AP-MW-29H	2/25/2020 16:42	Depth to Water Detail	30.15	ft
GN-AP-MW-29H	2/25/2020 16:42	Oxidation Reduction Potention	-167.98	mv
GN-AP-MW-29H	2/25/2020 16:42	pH	8.48	pH
GN-AP-MW-29H	2/25/2020 16:42	Temperature	20.04	C
GN-AP-MW-29H	2/25/2020 16:42	Turbidity	0.6	NTU

Alabama Power Company
Plant Gaston Ash Pond

WELL ID	READING TIME	DESCRIPTION	VALUE	UNIT
GN-AP-MW-32V	2/26/2020 13:50	Conductivity	498.38	uS/cm
GN-AP-MW-32V	2/26/2020 13:50	DO	0.88	mg/L
GN-AP-MW-32V	2/26/2020 13:50	Depth to Water Detail	32.78	ft
GN-AP-MW-32V	2/26/2020 13:50	Oxidation Reduction Potention	-276.22	mv
GN-AP-MW-32V	2/26/2020 13:50	pH	7.89	pH
GN-AP-MW-32V	2/26/2020 13:50	Temperature	17.91	C
GN-AP-MW-32V	2/26/2020 13:50	Turbidity	5.38	NTU
GN-AP-MW-32V	2/26/2020 13:55	Conductivity	528.23	uS/cm
GN-AP-MW-32V	2/26/2020 13:55	DO	0.77	mg/L
GN-AP-MW-32V	2/26/2020 13:55	Depth to Water Detail	33.17	ft
GN-AP-MW-32V	2/26/2020 13:55	Oxidation Reduction Potention	-270.14	mv
GN-AP-MW-32V	2/26/2020 13:55	pH	8.01	pH
GN-AP-MW-32V	2/26/2020 13:55	Temperature	18.11	C
GN-AP-MW-32V	2/26/2020 13:55	Turbidity	4.44	NTU
GN-AP-MW-32V	2/26/2020 14:00	Conductivity	609.11	uS/cm
GN-AP-MW-32V	2/26/2020 14:00	DO	0.69	mg/L
GN-AP-MW-32V	2/26/2020 14:00	Depth to Water Detail	33.47	ft
GN-AP-MW-32V	2/26/2020 14:00	Oxidation Reduction Potention	-258.93	mv
GN-AP-MW-32V	2/26/2020 14:00	pH	8.21	pH
GN-AP-MW-32V	2/26/2020 14:00	Temperature	18.18	C
GN-AP-MW-32V	2/26/2020 14:00	Turbidity	6	NTU
GN-AP-MW-32V	2/26/2020 14:05	Conductivity	628.62	uS/cm
GN-AP-MW-32V	2/26/2020 14:05	DO	0.68	mg/L
GN-AP-MW-32V	2/26/2020 14:05	Depth to Water Detail	33.76	ft
GN-AP-MW-32V	2/26/2020 14:05	Oxidation Reduction Potention	-247.86	mv
GN-AP-MW-32V	2/26/2020 14:05	pH	8.28	pH
GN-AP-MW-32V	2/26/2020 14:05	Temperature	18.36	C
GN-AP-MW-32V	2/26/2020 14:05	Turbidity	10.35	NTU
GN-AP-MW-32V	2/26/2020 14:10	Conductivity	631.05	uS/cm
GN-AP-MW-32V	2/26/2020 14:10	DO	0.68	mg/L
GN-AP-MW-32V	2/26/2020 14:10	Depth to Water Detail	33.84	ft
GN-AP-MW-32V	2/26/2020 14:10	Oxidation Reduction Potention	-242.46	mv
GN-AP-MW-32V	2/26/2020 14:10	pH	8.3	pH
GN-AP-MW-32V	2/26/2020 14:10	Temperature	18.39	C
GN-AP-MW-32V	2/26/2020 14:10	Turbidity	10.66	NTU
GN-AP-MW-32V	2/26/2020 14:15	Conductivity	624.7	uS/cm
GN-AP-MW-32V	2/26/2020 14:15	DO	0.67	mg/L
GN-AP-MW-32V	2/26/2020 14:15	Depth to Water Detail	34.02	ft
GN-AP-MW-32V	2/26/2020 14:15	Oxidation Reduction Potention	-239.29	mv
GN-AP-MW-32V	2/26/2020 14:15	pH	8.32	pH
GN-AP-MW-32V	2/26/2020 14:15	Temperature	17.84	C
GN-AP-MW-32V	2/26/2020 14:15	Turbidity	8.82	NTU
GN-AP-MW-32V	2/26/2020 14:20	Conductivity	606.77	uS/cm
GN-AP-MW-32V	2/26/2020 14:20	DO	0.67	mg/L

Alabama Power Company
Plant Gaston Ash Pond

WELL ID	READING TIME	DESCRIPTION	VALUE	UNIT
GN-AP-MW-32V	2/26/2020 14:20	Depth to Water Detail	34.11	ft
GN-AP-MW-32V	2/26/2020 14:20	Oxidation Reduction Potention	-237.59	mv
GN-AP-MW-32V	2/26/2020 14:20	pH	8.33	pH
GN-AP-MW-32V	2/26/2020 14:20	Temperature	17.94	C
GN-AP-MW-32V	2/26/2020 14:20	Turbidity	6.34	NTU
GN-AP-MW-32V	2/26/2020 14:25	Conductivity	580.62	uS/cm
GN-AP-MW-32V	2/26/2020 14:25	DO	0.68	mg/L
GN-AP-MW-32V	2/26/2020 14:25	Depth to Water Detail	34.18	ft
GN-AP-MW-32V	2/26/2020 14:25	Oxidation Reduction Potention	-234.41	mv
GN-AP-MW-32V	2/26/2020 14:25	pH	8.34	pH
GN-AP-MW-32V	2/26/2020 14:25	Temperature	17.96	C
GN-AP-MW-32V	2/26/2020 14:25	Turbidity	3.81	NTU
GN-AP-MW-32V	2/26/2020 14:30	Conductivity	554.6	uS/cm
GN-AP-MW-32V	2/26/2020 14:30	DO	0.66	mg/L
GN-AP-MW-32V	2/26/2020 14:30	Depth to Water Detail	34.23	ft
GN-AP-MW-32V	2/26/2020 14:30	Oxidation Reduction Potention	-243.62	mv
GN-AP-MW-32V	2/26/2020 14:30	pH	8.3	pH
GN-AP-MW-32V	2/26/2020 14:30	Temperature	18.08	C
GN-AP-MW-32V	2/26/2020 14:30	Turbidity	3.08	NTU
GN-AP-MW-32V	2/26/2020 14:35	Conductivity	529.94	uS/cm
GN-AP-MW-32V	2/26/2020 14:35	DO	0.65	mg/L
GN-AP-MW-32V	2/26/2020 14:35	Depth to Water Detail	34.32	ft
GN-AP-MW-32V	2/26/2020 14:35	Oxidation Reduction Potention	-260.69	mv
GN-AP-MW-32V	2/26/2020 14:35	pH	8.12	pH
GN-AP-MW-32V	2/26/2020 14:35	Temperature	17.79	C
GN-AP-MW-32V	2/26/2020 14:35	Turbidity	2.67	NTU
GN-AP-MW-32V	2/26/2020 14:40	Conductivity	515.14	uS/cm
GN-AP-MW-32V	2/26/2020 14:40	DO	0.65	mg/L
GN-AP-MW-32V	2/26/2020 14:40	Depth to Water Detail	34.39	ft
GN-AP-MW-32V	2/26/2020 14:40	Oxidation Reduction Potention	-266.13	mv
GN-AP-MW-32V	2/26/2020 14:40	pH	8.02	pH
GN-AP-MW-32V	2/26/2020 14:40	Temperature	18.04	C
GN-AP-MW-32V	2/26/2020 14:40	Turbidity	3.51	NTU
GN-AP-MW-32V	2/26/2020 14:45	Conductivity	506.03	uS/cm
GN-AP-MW-32V	2/26/2020 14:45	DO	0.65	mg/L
GN-AP-MW-32V	2/26/2020 14:45	Depth to Water Detail	34.43	ft
GN-AP-MW-32V	2/26/2020 14:45	Oxidation Reduction Potention	-267.2	mv
GN-AP-MW-32V	2/26/2020 14:45	pH	8.01	pH
GN-AP-MW-32V	2/26/2020 14:45	Temperature	18.22	C
GN-AP-MW-32V	2/26/2020 14:45	Turbidity	2.82	NTU

Alabama Power Company
Plant Gaston Ash Pond

WELL ID	READING TIME	DESCRIPTION	VALUE	UNIT
GN-AP-MW-27	2/25/2020 9:52	Conductivity	292.69	uS/cm
GN-AP-MW-27	2/25/2020 9:52	DO	6.99	mg/L
GN-AP-MW-27	2/25/2020 9:52	Depth to Water Detail	2.34	ft
GN-AP-MW-27	2/25/2020 9:52	Oxidation Reduction Potention	185.91	mv
GN-AP-MW-27	2/25/2020 9:52	pH	6.68	pH
GN-AP-MW-27	2/25/2020 9:52	Temperature	19.15	C
GN-AP-MW-27	2/25/2020 9:52	Turbidity	2.21	NTU
GN-AP-MW-27	2/25/2020 9:57	Conductivity	291.15	uS/cm
GN-AP-MW-27	2/25/2020 9:57	DO	7.06	mg/L
GN-AP-MW-27	2/25/2020 9:57	Depth to Water Detail	2.34	ft
GN-AP-MW-27	2/25/2020 9:57	Oxidation Reduction Potention	183.79	mv
GN-AP-MW-27	2/25/2020 9:57	pH	6.68	pH
GN-AP-MW-27	2/25/2020 9:57	Temperature	19.21	C
GN-AP-MW-27	2/25/2020 9:57	Turbidity	1.44	NTU
GN-AP-MW-27	2/25/2020 10:02	Conductivity	290.65	uS/cm
GN-AP-MW-27	2/25/2020 10:02	DO	7.07	mg/L
GN-AP-MW-27	2/25/2020 10:02	Depth to Water Detail	2.34	ft
GN-AP-MW-27	2/25/2020 10:02	Oxidation Reduction Potention	182.51	mv
GN-AP-MW-27	2/25/2020 10:02	pH	6.69	pH
GN-AP-MW-27	2/25/2020 10:02	Temperature	19.27	C
GN-AP-MW-27	2/25/2020 10:02	Turbidity	1.14	NTU
GN-AP-MW-27	2/25/2020 10:07	Conductivity	291.95	uS/cm
GN-AP-MW-27	2/25/2020 10:07	DO	7.06	mg/L
GN-AP-MW-27	2/25/2020 10:07	Depth to Water Detail	2.34	ft
GN-AP-MW-27	2/25/2020 10:07	Oxidation Reduction Potention	181.54	mv
GN-AP-MW-27	2/25/2020 10:07	pH	6.7	pH
GN-AP-MW-27	2/25/2020 10:07	Temperature	19.3	C
GN-AP-MW-27	2/25/2020 10:07	Turbidity	1.68	NTU

Alabama Power Company
Plant Gaston Ash Pond

WELL ID	READING TIME	DESCRIPTION	VALUE	UNIT
GN-AP-MW-15R	2/25/2020 11:35	Conductivity	1060.71	uS/cm
GN-AP-MW-15R	2/25/2020 11:35	DO	1.4	mg/L
GN-AP-MW-15R	2/25/2020 11:35	Depth to Water Detail	39.92	ft
GN-AP-MW-15R	2/25/2020 11:35	Oxidation Reduction Potention	-45.59	mv
GN-AP-MW-15R	2/25/2020 11:35	pH	7.53	pH
GN-AP-MW-15R	2/25/2020 11:35	Temperature	18.95	C
GN-AP-MW-15R	2/25/2020 11:35	Turbidity	0.86	NTU
GN-AP-MW-15R	2/25/2020 11:40	Conductivity	1058.31	uS/cm
GN-AP-MW-15R	2/25/2020 11:40	DO	1.07	mg/L
GN-AP-MW-15R	2/25/2020 11:40	Depth to Water Detail	40.24	ft
GN-AP-MW-15R	2/25/2020 11:40	Oxidation Reduction Potention	-52.95	mv
GN-AP-MW-15R	2/25/2020 11:40	pH	7.61	pH
GN-AP-MW-15R	2/25/2020 11:40	Temperature	19.02	C
GN-AP-MW-15R	2/25/2020 11:40	Turbidity	0.84	NTU
GN-AP-MW-15R	2/25/2020 11:45	Conductivity	1056.88	uS/cm
GN-AP-MW-15R	2/25/2020 11:45	DO	0.92	mg/L
GN-AP-MW-15R	2/25/2020 11:45	Depth to Water Detail	40.52	ft
GN-AP-MW-15R	2/25/2020 11:45	Oxidation Reduction Potention	-59.81	mv
GN-AP-MW-15R	2/25/2020 11:45	pH	7.64	pH
GN-AP-MW-15R	2/25/2020 11:45	Temperature	19.04	C
GN-AP-MW-15R	2/25/2020 11:45	Turbidity	0.87	NTU
GN-AP-MW-15R	2/25/2020 11:50	Conductivity	1056.28	uS/cm
GN-AP-MW-15R	2/25/2020 11:50	DO	0.85	mg/L
GN-AP-MW-15R	2/25/2020 11:50	Depth to Water Detail	40.69	ft
GN-AP-MW-15R	2/25/2020 11:50	Oxidation Reduction Potention	-63.67	mv
GN-AP-MW-15R	2/25/2020 11:50	pH	7.65	pH
GN-AP-MW-15R	2/25/2020 11:50	Temperature	19.12	C
GN-AP-MW-15R	2/25/2020 11:50	Turbidity	1.1	NTU
GN-AP-MW-15R	2/25/2020 11:55	Conductivity	1055.41	uS/cm
GN-AP-MW-15R	2/25/2020 11:55	DO	0.81	mg/L
GN-AP-MW-15R	2/25/2020 11:55	Depth to Water Detail	40.74	ft
GN-AP-MW-15R	2/25/2020 11:55	Oxidation Reduction Potention	-64.94	mv
GN-AP-MW-15R	2/25/2020 11:55	pH	7.64	pH
GN-AP-MW-15R	2/25/2020 11:55	Temperature	19.1	C
GN-AP-MW-15R	2/25/2020 11:55	Turbidity	0.68	NTU

Alabama Power Company
Plant Gaston Ash Pond

WELL ID	READING TIME	DESCRIPTION	VALUE	UNIT
GN-AP-MW-33V	2/25/2020 13:26	Conductivity	620.91	uS/cm
GN-AP-MW-33V	2/25/2020 13:26	DO	1.3	mg/L
GN-AP-MW-33V	2/25/2020 13:26	Depth to Water Detail	40.74	ft
GN-AP-MW-33V	2/25/2020 13:26	Oxidation Reduction Potention	-187.36	mv
GN-AP-MW-33V	2/25/2020 13:26	pH	7.64	pH
GN-AP-MW-33V	2/25/2020 13:26	Temperature	21.16	C
GN-AP-MW-33V	2/25/2020 13:26	Turbidity	1.92	NTU
GN-AP-MW-33V	2/25/2020 13:41	Conductivity	623.93	uS/cm
GN-AP-MW-33V	2/25/2020 13:41	DO	0.94	mg/L
GN-AP-MW-33V	2/25/2020 13:41	Depth to Water Detail	42.23	ft
GN-AP-MW-33V	2/25/2020 13:41	Oxidation Reduction Potention	-209.79	mv
GN-AP-MW-33V	2/25/2020 13:41	pH	7.72	pH
GN-AP-MW-33V	2/25/2020 13:41	Temperature	20.08	C
GN-AP-MW-33V	2/25/2020 13:41	Turbidity	1.6	NTU

Alabama Power Company
Plant Gaston Ash Pond

WELL ID	READING TIME	DESCRIPTION	VALUE	UNIT
GN-AP-MW-8	2/25/2020 15:17	Conductivity	439.37	uS/cm
GN-AP-MW-8	2/25/2020 15:17	DO	1.58	mg/L
GN-AP-MW-8	2/25/2020 15:17	Depth to Water Detail	15.96	ft
GN-AP-MW-8	2/25/2020 15:17	Oxidation Reduction Potention	-120.55	mv
GN-AP-MW-8	2/25/2020 15:17	pH	7.39	pH
GN-AP-MW-8	2/25/2020 15:17	Temperature	18.22	C
GN-AP-MW-8	2/25/2020 15:17	Turbidity	1.55	NTU
GN-AP-MW-8	2/25/2020 15:28	Conductivity	442.1	uS/cm
GN-AP-MW-8	2/25/2020 15:28	DO	1.9	mg/L
GN-AP-MW-8	2/25/2020 15:28	Depth to Water Detail	18.11	ft
GN-AP-MW-8	2/25/2020 15:28	Oxidation Reduction Potention	-119.19	mv
GN-AP-MW-8	2/25/2020 15:28	pH	7.39	pH
GN-AP-MW-8	2/25/2020 15:28	Temperature	18.26	C
GN-AP-MW-8	2/25/2020 15:28	Turbidity	2.44	NTU

Alabama Power Company
Plant Gaston Ash Pond

WELL ID	READING TIME	DESCRIPTION	VALUE	UNIT
GN-AP-MW-7	2/26/2020 9:12	Conductivity	605.27	uS/cm
GN-AP-MW-7	2/26/2020 9:12	DO	0.71	mg/L
GN-AP-MW-7	2/26/2020 9:12	Depth to Water Detail	3.92	ft
GN-AP-MW-7	2/26/2020 9:12	Oxidation Reduction Potention	177.25	mv
GN-AP-MW-7	2/26/2020 9:12	pH	7.44	pH
GN-AP-MW-7	2/26/2020 9:12	Temperature	16.4	C
GN-AP-MW-7	2/26/2020 9:12	Turbidity	2.99	NTU
GN-AP-MW-7	2/26/2020 9:17	Conductivity	670.05	uS/cm
GN-AP-MW-7	2/26/2020 9:17	DO	0.44	mg/L
GN-AP-MW-7	2/26/2020 9:17	Depth to Water Detail	3.92	ft
GN-AP-MW-7	2/26/2020 9:17	Oxidation Reduction Potention	166.56	mv
GN-AP-MW-7	2/26/2020 9:17	pH	7.48	pH
GN-AP-MW-7	2/26/2020 9:17	Temperature	16.31	C
GN-AP-MW-7	2/26/2020 9:17	Turbidity	2.76	NTU
GN-AP-MW-7	2/26/2020 9:22	Conductivity	700.09	uS/cm
GN-AP-MW-7	2/26/2020 9:22	DO	0.39	mg/L
GN-AP-MW-7	2/26/2020 9:22	Depth to Water Detail	3.92	ft
GN-AP-MW-7	2/26/2020 9:22	Oxidation Reduction Potention	161.06	mv
GN-AP-MW-7	2/26/2020 9:22	pH	7.5	pH
GN-AP-MW-7	2/26/2020 9:22	Temperature	16.28	C
GN-AP-MW-7	2/26/2020 9:22	Turbidity	1.92	NTU
GN-AP-MW-7	2/26/2020 9:27	Conductivity	719.32	uS/cm
GN-AP-MW-7	2/26/2020 9:27	DO	0.36	mg/L
GN-AP-MW-7	2/26/2020 9:27	Depth to Water Detail	3.92	ft
GN-AP-MW-7	2/26/2020 9:27	Oxidation Reduction Potention	155.76	mv
GN-AP-MW-7	2/26/2020 9:27	pH	7.5	pH
GN-AP-MW-7	2/26/2020 9:27	Temperature	16.39	C
GN-AP-MW-7	2/26/2020 9:27	Turbidity	1.64	NTU
GN-AP-MW-7	2/26/2020 9:32	Conductivity	727.52	uS/cm
GN-AP-MW-7	2/26/2020 9:32	DO	0.34	mg/L
GN-AP-MW-7	2/26/2020 9:32	Depth to Water Detail	3.92	ft
GN-AP-MW-7	2/26/2020 9:32	Oxidation Reduction Potention	150.63	mv
GN-AP-MW-7	2/26/2020 9:32	pH	7.51	pH
GN-AP-MW-7	2/26/2020 9:32	Temperature	16.52	C
GN-AP-MW-7	2/26/2020 9:32	Turbidity	1.69	NTU

Alabama Power Company
Plant Gaston Ash Pond

WELL ID	READING TIME	DESCRIPTION	VALUE	UNIT
GN-AP-MW-6	2/26/2020 10:14	Conductivity	674.49	uS/cm
GN-AP-MW-6	2/26/2020 10:14	DO	0.45	mg/L
GN-AP-MW-6	2/26/2020 10:14	Depth to Water Detail	9.12	ft
GN-AP-MW-6	2/26/2020 10:14	Oxidation Reduction Potention	113.06	mv
GN-AP-MW-6	2/26/2020 10:14	pH	7.78	pH
GN-AP-MW-6	2/26/2020 10:14	Temperature	18.73	C
GN-AP-MW-6	2/26/2020 10:14	Turbidity	4.7	NTU
GN-AP-MW-6	2/26/2020 10:19	Conductivity	699.64	uS/cm
GN-AP-MW-6	2/26/2020 10:19	DO	0.35	mg/L
GN-AP-MW-6	2/26/2020 10:19	Depth to Water Detail	9.12	ft
GN-AP-MW-6	2/26/2020 10:19	Oxidation Reduction Potention	107.76	mv
GN-AP-MW-6	2/26/2020 10:19	pH	7.8	pH
GN-AP-MW-6	2/26/2020 10:19	Temperature	18.77	C
GN-AP-MW-6	2/26/2020 10:19	Turbidity	1.22	NTU
GN-AP-MW-6	2/26/2020 10:24	Conductivity	717	uS/cm
GN-AP-MW-6	2/26/2020 10:24	DO	0.28	mg/L
GN-AP-MW-6	2/26/2020 10:24	Depth to Water Detail	9.12	ft
GN-AP-MW-6	2/26/2020 10:24	Oxidation Reduction Potention	99.22	mv
GN-AP-MW-6	2/26/2020 10:24	pH	7.8	pH
GN-AP-MW-6	2/26/2020 10:24	Temperature	18.83	C
GN-AP-MW-6	2/26/2020 10:24	Turbidity	1.33	NTU
GN-AP-MW-6	2/26/2020 10:29	Conductivity	723.53	uS/cm
GN-AP-MW-6	2/26/2020 10:29	DO	0.25	mg/L
GN-AP-MW-6	2/26/2020 10:29	Depth to Water Detail	9.12	ft
GN-AP-MW-6	2/26/2020 10:29	Oxidation Reduction Potention	89.94	mv
GN-AP-MW-6	2/26/2020 10:29	pH	7.8	pH
GN-AP-MW-6	2/26/2020 10:29	Temperature	18.81	C
GN-AP-MW-6	2/26/2020 10:29	Turbidity	1.71	NTU

Alabama Power Company
Plant Gaston Ash Pond

WELL ID	READING TIME	DESCRIPTION	VALUE	UNIT
GN-AP-MW-21	2/26/2020 11:11	Conductivity	780.05	uS/cm
GN-AP-MW-21	2/26/2020 11:11	DO	1.18	mg/L
GN-AP-MW-21	2/26/2020 11:11	Depth to Water Detail	10.29	ft
GN-AP-MW-21	2/26/2020 11:11	Oxidation Reduction Potention	64.6	mv
GN-AP-MW-21	2/26/2020 11:11	pH	7.43	pH
GN-AP-MW-21	2/26/2020 11:11	Temperature	18.81	C
GN-AP-MW-21	2/26/2020 11:11	Turbidity	1.26	NTU
GN-AP-MW-21	2/26/2020 11:16	Conductivity	798.39	uS/cm
GN-AP-MW-21	2/26/2020 11:16	DO	0.57	mg/L
GN-AP-MW-21	2/26/2020 11:16	Depth to Water Detail	10.48	ft
GN-AP-MW-21	2/26/2020 11:16	Oxidation Reduction Potention	-35.29	mv
GN-AP-MW-21	2/26/2020 11:16	pH	7.42	pH
GN-AP-MW-21	2/26/2020 11:16	Temperature	18.86	C
GN-AP-MW-21	2/26/2020 11:16	Turbidity	1.38	NTU
GN-AP-MW-21	2/26/2020 11:21	Conductivity	809.01	uS/cm
GN-AP-MW-21	2/26/2020 11:21	DO	0.36	mg/L
GN-AP-MW-21	2/26/2020 11:21	Depth to Water Detail	10.51	ft
GN-AP-MW-21	2/26/2020 11:21	Oxidation Reduction Potention	-73.22	mv
GN-AP-MW-21	2/26/2020 11:21	pH	7.42	pH
GN-AP-MW-21	2/26/2020 11:21	Temperature	18.86	C
GN-AP-MW-21	2/26/2020 11:21	Turbidity	1.06	NTU
GN-AP-MW-21	2/26/2020 11:26	Conductivity	812.85	uS/cm
GN-AP-MW-21	2/26/2020 11:26	DO	0.23	mg/L
GN-AP-MW-21	2/26/2020 11:26	Depth to Water Detail	10.51	ft
GN-AP-MW-21	2/26/2020 11:26	Oxidation Reduction Potention	-89.75	mv
GN-AP-MW-21	2/26/2020 11:26	pH	7.43	pH
GN-AP-MW-21	2/26/2020 11:26	Temperature	18.97	C
GN-AP-MW-21	2/26/2020 11:26	Turbidity	1.07	NTU

Alabama Power Company
Plant Gaston Ash Pond

WELL ID	READING TIME	DESCRIPTION	VALUE	UNIT
GN-AP-MW-22	2/26/2020 12:12	Conductivity	792.77	uS/cm
GN-AP-MW-22	2/26/2020 12:12	DO	0.14	mg/L
GN-AP-MW-22	2/26/2020 12:12	Depth to Water Detail	6.74	ft
GN-AP-MW-22	2/26/2020 12:12	Oxidation Reduction Potention	0.03	mv
GN-AP-MW-22	2/26/2020 12:12	pH	7.36	pH
GN-AP-MW-22	2/26/2020 12:12	Temperature	18.62	C
GN-AP-MW-22	2/26/2020 12:12	Turbidity	1.16	NTU
GN-AP-MW-22	2/26/2020 12:17	Conductivity	797.53	uS/cm
GN-AP-MW-22	2/26/2020 12:17	DO	0.13	mg/L
GN-AP-MW-22	2/26/2020 12:17	Depth to Water Detail	6.74	ft
GN-AP-MW-22	2/26/2020 12:17	Oxidation Reduction Potention	4.64	mv
GN-AP-MW-22	2/26/2020 12:17	pH	7.34	pH
GN-AP-MW-22	2/26/2020 12:17	Temperature	18.71	C
GN-AP-MW-22	2/26/2020 12:17	Turbidity	1.33	NTU
GN-AP-MW-22	2/26/2020 12:22	Conductivity	799.1	uS/cm
GN-AP-MW-22	2/26/2020 12:22	DO	0.12	mg/L
GN-AP-MW-22	2/26/2020 12:22	Depth to Water Detail	6.74	ft
GN-AP-MW-22	2/26/2020 12:22	Oxidation Reduction Potention	7.65	mv
GN-AP-MW-22	2/26/2020 12:22	pH	7.34	pH
GN-AP-MW-22	2/26/2020 12:22	Temperature	18.87	C
GN-AP-MW-22	2/26/2020 12:22	Turbidity	1.21	NTU
GN-AP-MW-22	2/26/2020 12:27	Conductivity	804.52	uS/cm
GN-AP-MW-22	2/26/2020 12:27	DO	0.11	mg/L
GN-AP-MW-22	2/26/2020 12:27	Depth to Water Detail	6.74	ft
GN-AP-MW-22	2/26/2020 12:27	Oxidation Reduction Potention	10.26	mv
GN-AP-MW-22	2/26/2020 12:27	pH	7.33	pH
GN-AP-MW-22	2/26/2020 12:27	Temperature	18.8	C
GN-AP-MW-22	2/26/2020 12:27	Turbidity	1.15	NTU

Alabama Power Company
Plant Gaston Ash Pond

WELL ID	READING TIME	DESCRIPTION	VALUE	UNIT
GN-AP-MW-5	2/26/2020 13:07	Conductivity	404.86	uS/cm
GN-AP-MW-5	2/26/2020 13:07	DO	6.32	mg/L
GN-AP-MW-5	2/26/2020 13:07	Depth to Water Detail	6.03	ft
GN-AP-MW-5	2/26/2020 13:07	Oxidation Reduction Potention	52.53	mv
GN-AP-MW-5	2/26/2020 13:07	pH	7.46	pH
GN-AP-MW-5	2/26/2020 13:07	Temperature	18.37	C
GN-AP-MW-5	2/26/2020 13:07	Turbidity	1.89	NTU
GN-AP-MW-5	2/26/2020 13:12	Conductivity	400.13	uS/cm
GN-AP-MW-5	2/26/2020 13:12	DO	6.45	mg/L
GN-AP-MW-5	2/26/2020 13:12	Depth to Water Detail	6.07	ft
GN-AP-MW-5	2/26/2020 13:12	Oxidation Reduction Potention	58.74	mv
GN-AP-MW-5	2/26/2020 13:12	pH	7.46	pH
GN-AP-MW-5	2/26/2020 13:12	Temperature	18.44	C
GN-AP-MW-5	2/26/2020 13:12	Turbidity	2.74	NTU
GN-AP-MW-5	2/26/2020 13:17	Conductivity	402.87	uS/cm
GN-AP-MW-5	2/26/2020 13:17	DO	6.32	mg/L
GN-AP-MW-5	2/26/2020 13:17	Depth to Water Detail	6.07	ft
GN-AP-MW-5	2/26/2020 13:17	Oxidation Reduction Potention	64.23	mv
GN-AP-MW-5	2/26/2020 13:17	pH	7.47	pH
GN-AP-MW-5	2/26/2020 13:17	Temperature	18.37	C
GN-AP-MW-5	2/26/2020 13:17	Turbidity	2.83	NTU
GN-AP-MW-5	2/26/2020 13:22	Conductivity	404.9	uS/cm
GN-AP-MW-5	2/26/2020 13:22	DO	6.21	mg/L
GN-AP-MW-5	2/26/2020 13:22	Depth to Water Detail	6.07	ft
GN-AP-MW-5	2/26/2020 13:22	Oxidation Reduction Potention	67.92	mv
GN-AP-MW-5	2/26/2020 13:22	pH	7.47	pH
GN-AP-MW-5	2/26/2020 13:22	Temperature	18.56	C
GN-AP-MW-5	2/26/2020 13:22	Turbidity	2.84	NTU

Alabama Power Company
Plant Gaston Ash Pond

WELL ID	READING TIME	DESCRIPTION	VALUE	UNIT
GN-AP-MW-20	2/25/2020 14:51	Conductivity	1181.31	uS/cm
GN-AP-MW-20	2/25/2020 14:51	DO	0.31	mg/L
GN-AP-MW-20	2/25/2020 14:51	Depth to Water Detail	8.1	ft
GN-AP-MW-20	2/25/2020 14:51	Oxidation Reduction Potention	-66.23	mv
GN-AP-MW-20	2/25/2020 14:51	pH	7.86	pH
GN-AP-MW-20	2/25/2020 14:51	Temperature	18.64	C
GN-AP-MW-20	2/25/2020 14:51	Turbidity	3.85	NTU
GN-AP-MW-20	2/25/2020 14:56	Conductivity	1175.49	uS/cm
GN-AP-MW-20	2/25/2020 14:56	DO	0.24	mg/L
GN-AP-MW-20	2/25/2020 14:56	Depth to Water Detail	8.1	ft
GN-AP-MW-20	2/25/2020 14:56	Oxidation Reduction Potention	-68.37	mv
GN-AP-MW-20	2/25/2020 14:56	pH	7.88	pH
GN-AP-MW-20	2/25/2020 14:56	Temperature	18.63	C
GN-AP-MW-20	2/25/2020 14:56	Turbidity	0.83	NTU
GN-AP-MW-20	2/25/2020 15:01	Conductivity	1166.98	uS/cm
GN-AP-MW-20	2/25/2020 15:01	DO	0.2	mg/L
GN-AP-MW-20	2/25/2020 15:01	Depth to Water Detail	8.1	ft
GN-AP-MW-20	2/25/2020 15:01	Oxidation Reduction Potention	-69.79	mv
GN-AP-MW-20	2/25/2020 15:01	pH	7.89	pH
GN-AP-MW-20	2/25/2020 15:01	Temperature	18.65	C
GN-AP-MW-20	2/25/2020 15:01	Turbidity	0.65	NTU
GN-AP-MW-20	2/25/2020 15:06	Conductivity	1161.44	uS/cm
GN-AP-MW-20	2/25/2020 15:06	DO	0.19	mg/L
GN-AP-MW-20	2/25/2020 15:06	Depth to Water Detail	8.1	ft
GN-AP-MW-20	2/25/2020 15:06	Oxidation Reduction Potention	-71.14	mv
GN-AP-MW-20	2/25/2020 15:06	pH	7.9	pH
GN-AP-MW-20	2/25/2020 15:06	Temperature	18.7	C
GN-AP-MW-20	2/25/2020 15:06	Turbidity	0.57	NTU

Alabama Power Company
Plant Gaston Ash Pond

WELL ID	READING TIME	DESCRIPTION	VALUE	UNIT
GN-AP-MW-20SV	2/25/2020 11:16	Conductivity	978.26	uS/cm
GN-AP-MW-20SV	2/25/2020 11:16	DO	0.14	mg/L
GN-AP-MW-20SV	2/25/2020 11:16	Depth to Water Detail	9.9	ft
GN-AP-MW-20SV	2/25/2020 11:16	Oxidation Reduction Potention	-114.12	mv
GN-AP-MW-20SV	2/25/2020 11:16	pH	7.12	pH
GN-AP-MW-20SV	2/25/2020 11:16	Temperature	19.21	C
GN-AP-MW-20SV	2/25/2020 11:16	Turbidity	80.7	NTU
GN-AP-MW-20SV	2/25/2020 11:21	Conductivity	976.62	uS/cm
GN-AP-MW-20SV	2/25/2020 11:21	DO	0.12	mg/L
GN-AP-MW-20SV	2/25/2020 11:21	Depth to Water Detail	9.9	ft
GN-AP-MW-20SV	2/25/2020 11:21	Oxidation Reduction Potention	-119.92	mv
GN-AP-MW-20SV	2/25/2020 11:21	pH	7.14	pH
GN-AP-MW-20SV	2/25/2020 11:21	Temperature	19.28	C
GN-AP-MW-20SV	2/25/2020 11:21	Turbidity	100.5	NTU
GN-AP-MW-20SV	2/25/2020 11:26	Conductivity	966.14	uS/cm
GN-AP-MW-20SV	2/25/2020 11:26	DO	0.11	mg/L
GN-AP-MW-20SV	2/25/2020 11:26	Depth to Water Detail	9.9	ft
GN-AP-MW-20SV	2/25/2020 11:26	Oxidation Reduction Potention	-119.61	mv
GN-AP-MW-20SV	2/25/2020 11:26	pH	7.14	pH
GN-AP-MW-20SV	2/25/2020 11:26	Temperature	19.36	C
GN-AP-MW-20SV	2/25/2020 11:26	Turbidity	105	NTU
GN-AP-MW-20SV	2/25/2020 11:31	Conductivity	949.72	uS/cm
GN-AP-MW-20SV	2/25/2020 11:31	DO	0.1	mg/L
GN-AP-MW-20SV	2/25/2020 11:31	Depth to Water Detail	9.9	ft
GN-AP-MW-20SV	2/25/2020 11:31	Oxidation Reduction Potention	-121.23	mv
GN-AP-MW-20SV	2/25/2020 11:31	pH	7.16	pH
GN-AP-MW-20SV	2/25/2020 11:31	Temperature	19.4	C
GN-AP-MW-20SV	2/25/2020 11:31	Turbidity	63.9	NTU
GN-AP-MW-20SV	2/25/2020 11:36	Conductivity	939.95	uS/cm
GN-AP-MW-20SV	2/25/2020 11:36	DO	0.11	mg/L
GN-AP-MW-20SV	2/25/2020 11:36	Depth to Water Detail	9.9	ft
GN-AP-MW-20SV	2/25/2020 11:36	Oxidation Reduction Potention	-121.11	mv
GN-AP-MW-20SV	2/25/2020 11:36	pH	7.16	pH
GN-AP-MW-20SV	2/25/2020 11:36	Temperature	19.41	C
GN-AP-MW-20SV	2/25/2020 11:36	Turbidity	49.5	NTU
GN-AP-MW-20SV	2/25/2020 11:41	Conductivity	957.47	uS/cm
GN-AP-MW-20SV	2/25/2020 11:41	DO	0.11	mg/L
GN-AP-MW-20SV	2/25/2020 11:41	Depth to Water Detail	9.9	ft
GN-AP-MW-20SV	2/25/2020 11:41	Oxidation Reduction Potention	-120.87	mv
GN-AP-MW-20SV	2/25/2020 11:41	pH	7.16	pH
GN-AP-MW-20SV	2/25/2020 11:41	Temperature	19.44	C
GN-AP-MW-20SV	2/25/2020 11:41	Turbidity	30.2	NTU
GN-AP-MW-20SV	2/25/2020 11:46	Conductivity	949.43	uS/cm
GN-AP-MW-20SV	2/25/2020 11:46	DO	0.1	mg/L

Alabama Power Company
Plant Gaston Ash Pond

WELL ID	READING TIME	DESCRIPTION	VALUE	UNIT
GN-AP-MW-20SV	2/25/2020 11:46	Depth to Water Detail	9.9	ft
GN-AP-MW-20SV	2/25/2020 11:46	Oxidation Reduction Potention	-120.08	mv
GN-AP-MW-20SV	2/25/2020 11:46	pH	7.15	pH
GN-AP-MW-20SV	2/25/2020 11:46	Temperature	19.42	C
GN-AP-MW-20SV	2/25/2020 11:46	Turbidity	26.3	NTU
GN-AP-MW-20SV	2/25/2020 11:51	Conductivity	939.6	uS/cm
GN-AP-MW-20SV	2/25/2020 11:51	DO	0.1	mg/L
GN-AP-MW-20SV	2/25/2020 11:51	Depth to Water Detail	9.9	ft
GN-AP-MW-20SV	2/25/2020 11:51	Oxidation Reduction Potention	-120.13	mv
GN-AP-MW-20SV	2/25/2020 11:51	pH	7.16	pH
GN-AP-MW-20SV	2/25/2020 11:51	Temperature	19.45	C
GN-AP-MW-20SV	2/25/2020 11:51	Turbidity	18.6	NTU
GN-AP-MW-20SV	2/25/2020 11:56	Conductivity	922.52	uS/cm
GN-AP-MW-20SV	2/25/2020 11:56	DO	0.1	mg/L
GN-AP-MW-20SV	2/25/2020 11:56	Depth to Water Detail	9.9	ft
GN-AP-MW-20SV	2/25/2020 11:56	Oxidation Reduction Potention	-120.21	mv
GN-AP-MW-20SV	2/25/2020 11:56	pH	7.16	pH
GN-AP-MW-20SV	2/25/2020 11:56	Temperature	19.47	C
GN-AP-MW-20SV	2/25/2020 11:56	Turbidity	16.6	NTU
GN-AP-MW-20SV	2/25/2020 12:01	Conductivity	911.78	uS/cm
GN-AP-MW-20SV	2/25/2020 12:01	DO	0.1	mg/L
GN-AP-MW-20SV	2/25/2020 12:01	Depth to Water Detail	9.9	ft
GN-AP-MW-20SV	2/25/2020 12:01	Oxidation Reduction Potention	-120.03	mv
GN-AP-MW-20SV	2/25/2020 12:01	pH	7.16	pH
GN-AP-MW-20SV	2/25/2020 12:01	Temperature	19.41	C
GN-AP-MW-20SV	2/25/2020 12:01	Turbidity	12.4	NTU
GN-AP-MW-20SV	2/25/2020 12:06	Conductivity	918.21	uS/cm
GN-AP-MW-20SV	2/25/2020 12:06	DO	0.1	mg/L
GN-AP-MW-20SV	2/25/2020 12:06	Depth to Water Detail	9.9	ft
GN-AP-MW-20SV	2/25/2020 12:06	Oxidation Reduction Potention	-119.63	mv
GN-AP-MW-20SV	2/25/2020 12:06	pH	7.16	pH
GN-AP-MW-20SV	2/25/2020 12:06	Temperature	19.51	C
GN-AP-MW-20SV	2/25/2020 12:06	Turbidity	11.56	NTU
GN-AP-MW-20SV	2/25/2020 12:11	Conductivity	911.29	uS/cm
GN-AP-MW-20SV	2/25/2020 12:11	DO	0.09	mg/L
GN-AP-MW-20SV	2/25/2020 12:11	Depth to Water Detail	9.9	ft
GN-AP-MW-20SV	2/25/2020 12:11	Oxidation Reduction Potention	-119.37	mv
GN-AP-MW-20SV	2/25/2020 12:11	pH	7.16	pH
GN-AP-MW-20SV	2/25/2020 12:11	Temperature	19.51	C
GN-AP-MW-20SV	2/25/2020 12:11	Turbidity	11.28	NTU
GN-AP-MW-20SV	2/25/2020 12:16	Conductivity	865.68	uS/cm
GN-AP-MW-20SV	2/25/2020 12:16	DO	0.09	mg/L
GN-AP-MW-20SV	2/25/2020 12:16	Depth to Water Detail	9.9	ft
GN-AP-MW-20SV	2/25/2020 12:16	Oxidation Reduction Potention	-119.47	mv

Alabama Power Company
Plant Gaston Ash Pond

WELL ID	READING TIME	DESCRIPTION	VALUE	UNIT
GN-AP-MW-20SV	2/25/2020 12:16	pH	7.17	pH
GN-AP-MW-20SV	2/25/2020 12:16	Temperature	19.57	C
GN-AP-MW-20SV	2/25/2020 12:16	Turbidity	10.88	NTU
GN-AP-MW-20SV	2/25/2020 12:21	Conductivity	868.82	uS/cm
GN-AP-MW-20SV	2/25/2020 12:21	DO	0.1	mg/L
GN-AP-MW-20SV	2/25/2020 12:21	Depth to Water Detail	9.9	ft
GN-AP-MW-20SV	2/25/2020 12:21	Oxidation Reduction Potention	-118.26	mv
GN-AP-MW-20SV	2/25/2020 12:21	pH	7.16	pH
GN-AP-MW-20SV	2/25/2020 12:21	Temperature	19.53	C
GN-AP-MW-20SV	2/25/2020 12:21	Turbidity	19.4	NTU
GN-AP-MW-20SV	2/25/2020 12:26	Conductivity	892.34	uS/cm
GN-AP-MW-20SV	2/25/2020 12:26	DO	0.1	mg/L
GN-AP-MW-20SV	2/25/2020 12:26	Depth to Water Detail	9.9	ft
GN-AP-MW-20SV	2/25/2020 12:26	Oxidation Reduction Potention	-118.64	mv
GN-AP-MW-20SV	2/25/2020 12:26	pH	7.16	pH
GN-AP-MW-20SV	2/25/2020 12:26	Temperature	19.55	C
GN-AP-MW-20SV	2/25/2020 12:26	Turbidity	22.4	NTU
GN-AP-MW-20SV	2/25/2020 12:31	Conductivity	890.63	uS/cm
GN-AP-MW-20SV	2/25/2020 12:31	DO	0.09	mg/L
GN-AP-MW-20SV	2/25/2020 12:31	Depth to Water Detail	9.9	ft
GN-AP-MW-20SV	2/25/2020 12:31	Oxidation Reduction Potention	-119.41	mv
GN-AP-MW-20SV	2/25/2020 12:31	pH	7.17	pH
GN-AP-MW-20SV	2/25/2020 12:31	Temperature	19.58	C
GN-AP-MW-20SV	2/25/2020 12:31	Turbidity	13.6	NTU
GN-AP-MW-20SV	2/25/2020 12:36	Conductivity	882.01	uS/cm
GN-AP-MW-20SV	2/25/2020 12:36	DO	0.09	mg/L
GN-AP-MW-20SV	2/25/2020 12:36	Depth to Water Detail	9.9	ft
GN-AP-MW-20SV	2/25/2020 12:36	Oxidation Reduction Potention	-118.93	mv
GN-AP-MW-20SV	2/25/2020 12:36	pH	7.17	pH
GN-AP-MW-20SV	2/25/2020 12:36	Temperature	19.57	C
GN-AP-MW-20SV	2/25/2020 12:36	Turbidity	10.25	NTU
GN-AP-MW-20SV	2/25/2020 12:41	Conductivity	926.83	uS/cm
GN-AP-MW-20SV	2/25/2020 12:41	DO	0.1	mg/L
GN-AP-MW-20SV	2/25/2020 12:41	Depth to Water Detail	9.9	ft
GN-AP-MW-20SV	2/25/2020 12:41	Oxidation Reduction Potention	-117.76	mv
GN-AP-MW-20SV	2/25/2020 12:41	pH	7.16	pH
GN-AP-MW-20SV	2/25/2020 12:41	Temperature	19.61	C
GN-AP-MW-20SV	2/25/2020 12:41	Turbidity	9.11	NTU

Alabama Power Company
Plant Gaston Ash Pond

WELL ID	READING TIME	DESCRIPTION	VALUE	UNIT
GN-AP-MW-20V	2/25/2020 9:44	Conductivity	1063.47	uS/cm
GN-AP-MW-20V	2/25/2020 9:44	DO	0.29	mg/L
GN-AP-MW-20V	2/25/2020 9:44	Depth to Water Detail	8.22	ft
GN-AP-MW-20V	2/25/2020 9:44	Oxidation Reduction Potention	-200.14	mv
GN-AP-MW-20V	2/25/2020 9:44	pH	8.28	pH
GN-AP-MW-20V	2/25/2020 9:44	Temperature	17.99	C
GN-AP-MW-20V	2/25/2020 9:44	Turbidity	1.49	NTU
GN-AP-MW-20V	2/25/2020 9:49	Conductivity	1054.28	uS/cm
GN-AP-MW-20V	2/25/2020 9:49	DO	0.26	mg/L
GN-AP-MW-20V	2/25/2020 9:49	Depth to Water Detail	9.05	ft
GN-AP-MW-20V	2/25/2020 9:49	Oxidation Reduction Potention	-204.79	mv
GN-AP-MW-20V	2/25/2020 9:49	pH	8.29	pH
GN-AP-MW-20V	2/25/2020 9:49	Temperature	18.17	C
GN-AP-MW-20V	2/25/2020 9:49	Turbidity	1.51	NTU
GN-AP-MW-20V	2/25/2020 9:54	Conductivity	1052.42	uS/cm
GN-AP-MW-20V	2/25/2020 9:54	DO	0.27	mg/L
GN-AP-MW-20V	2/25/2020 9:54	Depth to Water Detail	9.4	ft
GN-AP-MW-20V	2/25/2020 9:54	Oxidation Reduction Potention	-205.67	mv
GN-AP-MW-20V	2/25/2020 9:54	pH	8.3	pH
GN-AP-MW-20V	2/25/2020 9:54	Temperature	18.26	C
GN-AP-MW-20V	2/25/2020 9:54	Turbidity	2.95	NTU
GN-AP-MW-20V	2/25/2020 9:59	Conductivity	1050.78	uS/cm
GN-AP-MW-20V	2/25/2020 9:59	DO	0.29	mg/L
GN-AP-MW-20V	2/25/2020 9:59	Depth to Water Detail	9.8	ft
GN-AP-MW-20V	2/25/2020 9:59	Oxidation Reduction Potention	-208.92	mv
GN-AP-MW-20V	2/25/2020 9:59	pH	8.3	pH
GN-AP-MW-20V	2/25/2020 9:59	Temperature	18.2	C
GN-AP-MW-20V	2/25/2020 9:59	Turbidity	3.68	NTU
GN-AP-MW-20V	2/25/2020 10:04	Conductivity	1038.12	uS/cm
GN-AP-MW-20V	2/25/2020 10:04	DO	0.29	mg/L
GN-AP-MW-20V	2/25/2020 10:04	Depth to Water Detail	9.95	ft
GN-AP-MW-20V	2/25/2020 10:04	Oxidation Reduction Potention	-210.14	mv
GN-AP-MW-20V	2/25/2020 10:04	pH	8.31	pH
GN-AP-MW-20V	2/25/2020 10:04	Temperature	18.31	C
GN-AP-MW-20V	2/25/2020 10:04	Turbidity	4.68	NTU
GN-AP-MW-20V	2/25/2020 10:09	Conductivity	1037.44	uS/cm
GN-AP-MW-20V	2/25/2020 10:09	DO	0.29	mg/L
GN-AP-MW-20V	2/25/2020 10:09	Depth to Water Detail	10.3	ft
GN-AP-MW-20V	2/25/2020 10:09	Oxidation Reduction Potention	-209.69	mv
GN-AP-MW-20V	2/25/2020 10:09	pH	8.31	pH
GN-AP-MW-20V	2/25/2020 10:09	Temperature	18.4	C
GN-AP-MW-20V	2/25/2020 10:09	Turbidity	4.52	NTU
GN-AP-MW-20V	2/25/2020 10:14	Conductivity	1033.54	uS/cm
GN-AP-MW-20V	2/25/2020 10:14	DO	0.3	mg/L

Alabama Power Company
Plant Gaston Ash Pond

WELL ID	READING TIME	DESCRIPTION	VALUE	UNIT
GN-AP-MW-20V	2/25/2020 10:14	Depth to Water Detail	10.45	ft
GN-AP-MW-20V	2/25/2020 10:14	Oxidation Reduction Potention	-209.32	mv
GN-AP-MW-20V	2/25/2020 10:14	pH	8.3	pH
GN-AP-MW-20V	2/25/2020 10:14	Temperature	18.48	C
GN-AP-MW-20V	2/25/2020 10:14	Turbidity	5.12	NTU
GN-AP-MW-20V	2/25/2020 10:19	Conductivity	1026.64	uS/cm
GN-AP-MW-20V	2/25/2020 10:19	DO	0.3	mg/L
GN-AP-MW-20V	2/25/2020 10:19	Depth to Water Detail	10.46	ft
GN-AP-MW-20V	2/25/2020 10:19	Oxidation Reduction Potention	-211.6	mv
GN-AP-MW-20V	2/25/2020 10:19	pH	8.31	pH
GN-AP-MW-20V	2/25/2020 10:19	Temperature	18.57	C
GN-AP-MW-20V	2/25/2020 10:19	Turbidity	4.95	NTU

Alabama Power Company
Plant Gaston Ash Pond

WELL ID	READING TIME	DESCRIPTION	VALUE	UNIT
GN-AP-MW-31VR	4/29/2020 11:44	Conductivity	556.87	uS/cm
GN-AP-MW-31VR	4/29/2020 11:44	DO	3.14	mg/L
GN-AP-MW-31VR	4/29/2020 11:44	Depth to Water Detail	42.24	ft
GN-AP-MW-31VR	4/29/2020 11:44	Oxidation Reduction Potention	-23.14	mv
GN-AP-MW-31VR	4/29/2020 11:44	pH	7.69	pH
GN-AP-MW-31VR	4/29/2020 11:44	Temperature	20.43	C
GN-AP-MW-31VR	4/29/2020 11:44	Turbidity	2.69	NTU
GN-AP-MW-31VR	4/29/2020 11:49	Conductivity	579.14	uS/cm
GN-AP-MW-31VR	4/29/2020 11:49	DO	1.89	mg/L
GN-AP-MW-31VR	4/29/2020 11:49	Depth to Water Detail	42.5	ft
GN-AP-MW-31VR	4/29/2020 11:49	Oxidation Reduction Potention	-69.65	mv
GN-AP-MW-31VR	4/29/2020 11:49	pH	7.68	pH
GN-AP-MW-31VR	4/29/2020 11:49	Temperature	20.4	C
GN-AP-MW-31VR	4/29/2020 11:49	Turbidity	3.21	NTU
GN-AP-MW-31VR	4/29/2020 11:54	Conductivity	591.56	uS/cm
GN-AP-MW-31VR	4/29/2020 11:54	DO	1.31	mg/L
GN-AP-MW-31VR	4/29/2020 11:54	Depth to Water Detail	42.67	ft
GN-AP-MW-31VR	4/29/2020 11:54	Oxidation Reduction Potention	-88.73	mv
GN-AP-MW-31VR	4/29/2020 11:54	pH	7.68	pH
GN-AP-MW-31VR	4/29/2020 11:54	Temperature	20.4	C
GN-AP-MW-31VR	4/29/2020 11:54	Turbidity	3.35	NTU
GN-AP-MW-31VR	4/29/2020 11:59	Conductivity	592.06	uS/cm
GN-AP-MW-31VR	4/29/2020 11:59	DO	1.07	mg/L
GN-AP-MW-31VR	4/29/2020 11:59	Depth to Water Detail	42.95	ft
GN-AP-MW-31VR	4/29/2020 11:59	Oxidation Reduction Potention	-99.69	mv
GN-AP-MW-31VR	4/29/2020 11:59	pH	7.67	pH
GN-AP-MW-31VR	4/29/2020 11:59	Temperature	20.29	C
GN-AP-MW-31VR	4/29/2020 11:59	Turbidity	3.24	NTU
GN-AP-MW-31VR	4/29/2020 12:04	Conductivity	589.07	uS/cm
GN-AP-MW-31VR	4/29/2020 12:04	DO	0.96	mg/L
GN-AP-MW-31VR	4/29/2020 12:04	Depth to Water Detail	43.13	ft
GN-AP-MW-31VR	4/29/2020 12:04	Oxidation Reduction Potention	-106.92	mv
GN-AP-MW-31VR	4/29/2020 12:04	pH	7.67	pH
GN-AP-MW-31VR	4/29/2020 12:04	Temperature	20.31	C
GN-AP-MW-31VR	4/29/2020 12:04	Turbidity	3.13	NTU
GN-AP-MW-31VR	4/29/2020 12:09	Conductivity	589.28	uS/cm
GN-AP-MW-31VR	4/29/2020 12:09	DO	0.9	mg/L
GN-AP-MW-31VR	4/29/2020 12:09	Depth to Water Detail	43.38	ft
GN-AP-MW-31VR	4/29/2020 12:09	Oxidation Reduction Potention	-112.37	mv
GN-AP-MW-31VR	4/29/2020 12:09	pH	7.68	pH
GN-AP-MW-31VR	4/29/2020 12:09	Temperature	20.31	C
GN-AP-MW-31VR	4/29/2020 12:09	Turbidity	3	NTU
GN-AP-MW-31VR	4/29/2020 12:14	Conductivity	590.16	uS/cm
GN-AP-MW-31VR	4/29/2020 12:14	DO	0.89	mg/L

Alabama Power Company
Plant Gaston Ash Pond

WELL ID	READING TIME	DESCRIPTION	VALUE	UNIT
GN-AP-MW-31VR	4/29/2020 12:14	Depth to Water Detail	43.53	ft
GN-AP-MW-31VR	4/29/2020 12:14	Oxidation Reduction Potention	-116.12	mv
GN-AP-MW-31VR	4/29/2020 12:14	pH	7.67	pH
GN-AP-MW-31VR	4/29/2020 12:14	Temperature	20.29	C
GN-AP-MW-31VR	4/29/2020 12:14	Turbidity	3.07	NTU
GN-AP-MW-31VR	4/29/2020 12:19	Conductivity	586.19	uS/cm
GN-AP-MW-31VR	4/29/2020 12:19	DO	0.87	mg/L
GN-AP-MW-31VR	4/29/2020 12:19	Depth to Water Detail	43.81	ft
GN-AP-MW-31VR	4/29/2020 12:19	Oxidation Reduction Potention	-118.75	mv
GN-AP-MW-31VR	4/29/2020 12:19	pH	7.68	pH
GN-AP-MW-31VR	4/29/2020 12:19	Temperature	20.34	C
GN-AP-MW-31VR	4/29/2020 12:19	Turbidity	2.93	NTU
GN-AP-MW-31VR	4/29/2020 12:24	Conductivity	585.66	uS/cm
GN-AP-MW-31VR	4/29/2020 12:24	DO	0.89	mg/L
GN-AP-MW-31VR	4/29/2020 12:24	Depth to Water Detail	44	ft
GN-AP-MW-31VR	4/29/2020 12:24	Oxidation Reduction Potention	-122.67	mv
GN-AP-MW-31VR	4/29/2020 12:24	pH	7.69	pH
GN-AP-MW-31VR	4/29/2020 12:24	Temperature	20.43	C
GN-AP-MW-31VR	4/29/2020 12:24	Turbidity	2.9	NTU
GN-AP-MW-31VR	4/29/2020 12:29	Conductivity	584.59	uS/cm
GN-AP-MW-31VR	4/29/2020 12:29	DO	0.86	mg/L
GN-AP-MW-31VR	4/29/2020 12:29	Depth to Water Detail	44.21	ft
GN-AP-MW-31VR	4/29/2020 12:29	Oxidation Reduction Potention	-125.58	mv
GN-AP-MW-31VR	4/29/2020 12:29	pH	7.68	pH
GN-AP-MW-31VR	4/29/2020 12:29	Temperature	20.5	C
GN-AP-MW-31VR	4/29/2020 12:29	Turbidity	2.77	NTU
GN-AP-MW-31VR	4/29/2020 12:34	Conductivity	583.83	uS/cm
GN-AP-MW-31VR	4/29/2020 12:34	DO	0.89	mg/L
GN-AP-MW-31VR	4/29/2020 12:34	Depth to Water Detail	44.39	ft
GN-AP-MW-31VR	4/29/2020 12:34	Oxidation Reduction Potention	-127.91	mv
GN-AP-MW-31VR	4/29/2020 12:34	pH	7.69	pH
GN-AP-MW-31VR	4/29/2020 12:34	Temperature	20.56	C
GN-AP-MW-31VR	4/29/2020 12:34	Turbidity	2.81	NTU
GN-AP-MW-31VR	4/29/2020 12:39	Conductivity	583.49	uS/cm
GN-AP-MW-31VR	4/29/2020 12:39	DO	0.93	mg/L
GN-AP-MW-31VR	4/29/2020 12:39	Depth to Water Detail	44.56	ft
GN-AP-MW-31VR	4/29/2020 12:39	Oxidation Reduction Potention	-129.44	mv
GN-AP-MW-31VR	4/29/2020 12:39	pH	7.69	pH
GN-AP-MW-31VR	4/29/2020 12:39	Temperature	20.57	C
GN-AP-MW-31VR	4/29/2020 12:39	Turbidity	2.82	NTU
GN-AP-MW-31VR	4/29/2020 12:44	Conductivity	582.71	uS/cm
GN-AP-MW-31VR	4/29/2020 12:44	DO	0.92	mg/L
GN-AP-MW-31VR	4/29/2020 12:44	Depth to Water Detail	44.71	ft
GN-AP-MW-31VR	4/29/2020 12:44	Oxidation Reduction Potention	-130.36	mv

Alabama Power Company
Plant Gaston Ash Pond

WELL ID	READING TIME	DESCRIPTION	VALUE	UNIT
GN-AP-MW-31VR	4/29/2020 12:44	pH	7.67	pH
GN-AP-MW-31VR	4/29/2020 12:44	Temperature	20.64	C
GN-AP-MW-31VR	4/29/2020 12:44	Turbidity	2.8	NTU
GN-AP-MW-31VR	4/29/2020 12:49	Conductivity	582.58	uS/cm
GN-AP-MW-31VR	4/29/2020 12:49	DO	0.93	mg/L
GN-AP-MW-31VR	4/29/2020 12:49	Depth to Water Detail	44.9	ft
GN-AP-MW-31VR	4/29/2020 12:49	Oxidation Reduction Potention	-132.09	mv
GN-AP-MW-31VR	4/29/2020 12:49	pH	7.69	pH
GN-AP-MW-31VR	4/29/2020 12:49	Temperature	20.82	C
GN-AP-MW-31VR	4/29/2020 12:49	Turbidity	2.84	NTU
GN-AP-MW-31VR	4/29/2020 12:54	Conductivity	582.06	uS/cm
GN-AP-MW-31VR	4/29/2020 12:54	DO	0.93	mg/L
GN-AP-MW-31VR	4/29/2020 12:54	Depth to Water Detail	44.98	ft
GN-AP-MW-31VR	4/29/2020 12:54	Oxidation Reduction Potention	-133.17	mv
GN-AP-MW-31VR	4/29/2020 12:54	pH	7.68	pH
GN-AP-MW-31VR	4/29/2020 12:54	Temperature	20.89	C
GN-AP-MW-31VR	4/29/2020 12:54	Turbidity	2.81	NTU

Alabama Power Company
Plant Gaston Ash Pond

WELL ID	READING TIME	DESCRIPTION	VALUE	UNIT
GN-AP-MW-36V	4/29/2020 14:33	Conductivity	1834.97	uS/cm
GN-AP-MW-36V	4/29/2020 14:33	DO	1.96	mg/L
GN-AP-MW-36V	4/29/2020 14:33	Depth to Water Detail	40.7	ft
GN-AP-MW-36V	4/29/2020 14:33	Oxidation Reduction Potention	-33.15	mv
GN-AP-MW-36V	4/29/2020 14:33	pH	7.91	pH
GN-AP-MW-36V	4/29/2020 14:33	Temperature	21.1	C
GN-AP-MW-36V	4/29/2020 14:33	Turbidity	2.1	NTU
GN-AP-MW-36V	4/29/2020 14:38	Conductivity	1612.67	uS/cm
GN-AP-MW-36V	4/29/2020 14:38	DO	1.51	mg/L
GN-AP-MW-36V	4/29/2020 14:38	Depth to Water Detail	40.84	ft
GN-AP-MW-36V	4/29/2020 14:38	Oxidation Reduction Potention	-35.88	mv
GN-AP-MW-36V	4/29/2020 14:38	pH	7.95	pH
GN-AP-MW-36V	4/29/2020 14:38	Temperature	21.01	C
GN-AP-MW-36V	4/29/2020 14:38	Turbidity	2.3	NTU
GN-AP-MW-36V	4/29/2020 14:43	Conductivity	1432.68	uS/cm
GN-AP-MW-36V	4/29/2020 14:43	DO	1.33	mg/L
GN-AP-MW-36V	4/29/2020 14:43	Depth to Water Detail	41.05	ft
GN-AP-MW-36V	4/29/2020 14:43	Oxidation Reduction Potention	-49.7	mv
GN-AP-MW-36V	4/29/2020 14:43	pH	7.97	pH
GN-AP-MW-36V	4/29/2020 14:43	Temperature	21.07	C
GN-AP-MW-36V	4/29/2020 14:43	Turbidity	2.17	NTU
GN-AP-MW-36V	4/29/2020 14:48	Conductivity	1345.14	uS/cm
GN-AP-MW-36V	4/29/2020 14:48	DO	1.09	mg/L
GN-AP-MW-36V	4/29/2020 14:48	Depth to Water Detail	41.27	ft
GN-AP-MW-36V	4/29/2020 14:48	Oxidation Reduction Potention	-83.37	mv
GN-AP-MW-36V	4/29/2020 14:48	pH	8.01	pH
GN-AP-MW-36V	4/29/2020 14:48	Temperature	20.98	C
GN-AP-MW-36V	4/29/2020 14:48	Turbidity	2.38	NTU
GN-AP-MW-36V	4/29/2020 14:53	Conductivity	1300.26	uS/cm
GN-AP-MW-36V	4/29/2020 14:53	DO	0.9	mg/L
GN-AP-MW-36V	4/29/2020 14:53	Depth to Water Detail	41.44	ft
GN-AP-MW-36V	4/29/2020 14:53	Oxidation Reduction Potention	-108.4	mv
GN-AP-MW-36V	4/29/2020 14:53	pH	8.02	pH
GN-AP-MW-36V	4/29/2020 14:53	Temperature	21.03	C
GN-AP-MW-36V	4/29/2020 14:53	Turbidity	2.82	NTU
GN-AP-MW-36V	4/29/2020 14:58	Conductivity	1280.27	uS/cm
GN-AP-MW-36V	4/29/2020 14:58	DO	0.81	mg/L
GN-AP-MW-36V	4/29/2020 14:58	Depth to Water Detail	41.61	ft
GN-AP-MW-36V	4/29/2020 14:58	Oxidation Reduction Potention	-124.72	mv
GN-AP-MW-36V	4/29/2020 14:58	pH	8.03	pH
GN-AP-MW-36V	4/29/2020 14:58	Temperature	21.05	C
GN-AP-MW-36V	4/29/2020 14:58	Turbidity	2.07	NTU
GN-AP-MW-36V	4/29/2020 15:03	Conductivity	1268.08	uS/cm
GN-AP-MW-36V	4/29/2020 15:03	DO	0.77	mg/L

Alabama Power Company
Plant Gaston Ash Pond

WELL ID	READING TIME	DESCRIPTION	VALUE	UNIT
GN-AP-MW-36V	4/29/2020 15:03	Depth to Water Detail	41.83	ft
GN-AP-MW-36V	4/29/2020 15:03	Oxidation Reduction Potention	-134.81	mv
GN-AP-MW-36V	4/29/2020 15:03	pH	8.03	pH
GN-AP-MW-36V	4/29/2020 15:03	Temperature	20.92	C
GN-AP-MW-36V	4/29/2020 15:03	Turbidity	1.8	NTU
GN-AP-MW-36V	4/29/2020 15:08	Conductivity	1261.44	uS/cm
GN-AP-MW-36V	4/29/2020 15:08	DO	0.73	mg/L
GN-AP-MW-36V	4/29/2020 15:08	Depth to Water Detail	42.01	ft
GN-AP-MW-36V	4/29/2020 15:08	Oxidation Reduction Potention	-141.23	mv
GN-AP-MW-36V	4/29/2020 15:08	pH	8.03	pH
GN-AP-MW-36V	4/29/2020 15:08	Temperature	20.91	C
GN-AP-MW-36V	4/29/2020 15:08	Turbidity	1.79	NTU
GN-AP-MW-36V	4/29/2020 15:13	Conductivity	1259.01	uS/cm
GN-AP-MW-36V	4/29/2020 15:13	DO	0.71	mg/L
GN-AP-MW-36V	4/29/2020 15:13	Depth to Water Detail	42.27	ft
GN-AP-MW-36V	4/29/2020 15:13	Oxidation Reduction Potention	-147.01	mv
GN-AP-MW-36V	4/29/2020 15:13	pH	8.04	pH
GN-AP-MW-36V	4/29/2020 15:13	Temperature	20.88	C
GN-AP-MW-36V	4/29/2020 15:13	Turbidity	1.42	NTU
GN-AP-MW-36V	4/29/2020 15:18	Conductivity	1256.81	uS/cm
GN-AP-MW-36V	4/29/2020 15:18	DO	0.71	mg/L
GN-AP-MW-36V	4/29/2020 15:18	Depth to Water Detail	42.45	ft
GN-AP-MW-36V	4/29/2020 15:18	Oxidation Reduction Potention	-150.47	mv
GN-AP-MW-36V	4/29/2020 15:18	pH	8.04	pH
GN-AP-MW-36V	4/29/2020 15:18	Temperature	20.77	C
GN-AP-MW-36V	4/29/2020 15:18	Turbidity	1.43	NTU
GN-AP-MW-36V	4/29/2020 15:23	Conductivity	1253.31	uS/cm
GN-AP-MW-36V	4/29/2020 15:23	DO	0.71	mg/L
GN-AP-MW-36V	4/29/2020 15:23	Depth to Water Detail	42.6	ft
GN-AP-MW-36V	4/29/2020 15:23	Oxidation Reduction Potention	-153.42	mv
GN-AP-MW-36V	4/29/2020 15:23	pH	8.04	pH
GN-AP-MW-36V	4/29/2020 15:23	Temperature	20.79	C
GN-AP-MW-36V	4/29/2020 15:23	Turbidity	1.31	NTU
GN-AP-MW-36V	4/29/2020 15:28	Conductivity	1250.58	uS/cm
GN-AP-MW-36V	4/29/2020 15:28	DO	0.71	mg/L
GN-AP-MW-36V	4/29/2020 15:28	Depth to Water Detail	42.82	ft
GN-AP-MW-36V	4/29/2020 15:28	Oxidation Reduction Potention	-155.42	mv
GN-AP-MW-36V	4/29/2020 15:28	pH	8.04	pH
GN-AP-MW-36V	4/29/2020 15:28	Temperature	20.8	C
GN-AP-MW-36V	4/29/2020 15:28	Turbidity	1.3	NTU
GN-AP-MW-36V	4/29/2020 15:33	Conductivity	1248.28	uS/cm
GN-AP-MW-36V	4/29/2020 15:33	DO	0.72	mg/L
GN-AP-MW-36V	4/29/2020 15:33	Depth to Water Detail	42.98	ft
GN-AP-MW-36V	4/29/2020 15:33	Oxidation Reduction Potention	-156.72	mv

Alabama Power Company
Plant Gaston Ash Pond

WELL ID	READING TIME	DESCRIPTION	VALUE	UNIT
GN-AP-MW-36V	4/29/2020 15:33	pH	8.04	pH
GN-AP-MW-36V	4/29/2020 15:33	Temperature	20.65	C
GN-AP-MW-36V	4/29/2020 15:33	Turbidity	1.29	NTU
GN-AP-MW-36V	4/29/2020 15:38	Conductivity	1246.3	uS/cm
GN-AP-MW-36V	4/29/2020 15:38	DO	0.72	mg/L
GN-AP-MW-36V	4/29/2020 15:38	Depth to Water Detail	43.14	ft
GN-AP-MW-36V	4/29/2020 15:38	Oxidation Reduction Potention	-158.31	mv
GN-AP-MW-36V	4/29/2020 15:38	pH	8.04	pH
GN-AP-MW-36V	4/29/2020 15:38	Temperature	20.62	C
GN-AP-MW-36V	4/29/2020 15:38	Turbidity	1.16	NTU
GN-AP-MW-36V	4/29/2020 15:43	Conductivity	1244.64	uS/cm
GN-AP-MW-36V	4/29/2020 15:43	DO	0.73	mg/L
GN-AP-MW-36V	4/29/2020 15:43	Depth to Water Detail	43.29	ft
GN-AP-MW-36V	4/29/2020 15:43	Oxidation Reduction Potention	-159.16	mv
GN-AP-MW-36V	4/29/2020 15:43	pH	8.04	pH
GN-AP-MW-36V	4/29/2020 15:43	Temperature	20.4	C
GN-AP-MW-36V	4/29/2020 15:43	Turbidity	1.18	NTU
GN-AP-MW-36V	4/29/2020 15:48	Conductivity	1250.34	uS/cm
GN-AP-MW-36V	4/29/2020 15:48	DO	0.7	mg/L
GN-AP-MW-36V	4/29/2020 15:48	Depth to Water Detail	43.48	ft
GN-AP-MW-36V	4/29/2020 15:48	Oxidation Reduction Potention	-159.48	mv
GN-AP-MW-36V	4/29/2020 15:48	pH	8.04	pH
GN-AP-MW-36V	4/29/2020 15:48	Temperature	20.02	C
GN-AP-MW-36V	4/29/2020 15:48	Turbidity	1.16	NTU
GN-AP-MW-36V	4/29/2020 15:53	Conductivity	1250.28	uS/cm
GN-AP-MW-36V	4/29/2020 15:53	DO	0.7	mg/L
GN-AP-MW-36V	4/29/2020 15:53	Depth to Water Detail	43.69	ft
GN-AP-MW-36V	4/29/2020 15:53	Oxidation Reduction Potention	-160.88	mv
GN-AP-MW-36V	4/29/2020 15:53	pH	8.05	pH
GN-AP-MW-36V	4/29/2020 15:53	Temperature	19.92	C
GN-AP-MW-36V	4/29/2020 15:53	Turbidity	1.17	NTU
GN-AP-MW-36V	4/29/2020 15:58	Conductivity	1249.04	uS/cm
GN-AP-MW-36V	4/29/2020 15:58	DO	0.71	mg/L
GN-AP-MW-36V	4/29/2020 15:58	Depth to Water Detail	43.84	ft
GN-AP-MW-36V	4/29/2020 15:58	Oxidation Reduction Potention	-161.71	mv
GN-AP-MW-36V	4/29/2020 15:58	pH	8.05	pH
GN-AP-MW-36V	4/29/2020 15:58	Temperature	20	C
GN-AP-MW-36V	4/29/2020 15:58	Turbidity	1.09	NTU
GN-AP-MW-36V	4/29/2020 16:03	Conductivity	1248.56	uS/cm
GN-AP-MW-36V	4/29/2020 16:03	DO	0.69	mg/L
GN-AP-MW-36V	4/29/2020 16:03	Depth to Water Detail	44.02	ft
GN-AP-MW-36V	4/29/2020 16:03	Oxidation Reduction Potention	-162.63	mv
GN-AP-MW-36V	4/29/2020 16:03	pH	8.05	pH
GN-AP-MW-36V	4/29/2020 16:03	Temperature	20.14	C

Alabama Power Company
Plant Gaston Ash Pond

WELL ID	READING TIME	DESCRIPTION	VALUE	UNIT
GN-AP-MW-36V	4/29/2020 16:03	Turbidity	1.1	NTU
GN-AP-MW-36V	4/29/2020 16:08	Conductivity	1247.54	uS/cm
GN-AP-MW-36V	4/29/2020 16:08	DO	0.7	mg/L
GN-AP-MW-36V	4/29/2020 16:08	Depth to Water Detail	44.2	ft
GN-AP-MW-36V	4/29/2020 16:08	Oxidation Reduction Potention	-163.53	mv
GN-AP-MW-36V	4/29/2020 16:08	pH	8.05	pH
GN-AP-MW-36V	4/29/2020 16:08	Temperature	20.29	C
GN-AP-MW-36V	4/29/2020 16:08	Turbidity	1.04	NTU
GN-AP-MW-36V	4/29/2020 16:13	Conductivity	1247.36	uS/cm
GN-AP-MW-36V	4/29/2020 16:13	DO	0.69	mg/L
GN-AP-MW-36V	4/29/2020 16:13	Depth to Water Detail	44.36	ft
GN-AP-MW-36V	4/29/2020 16:13	Oxidation Reduction Potention	-163.9	mv
GN-AP-MW-36V	4/29/2020 16:13	pH	8.04	pH
GN-AP-MW-36V	4/29/2020 16:13	Temperature	20.31	C
GN-AP-MW-36V	4/29/2020 16:13	Turbidity	1.09	NTU
GN-AP-MW-36V	4/29/2020 16:18	Conductivity	1245.94	uS/cm
GN-AP-MW-36V	4/29/2020 16:18	DO	0.68	mg/L
GN-AP-MW-36V	4/29/2020 16:18	Depth to Water Detail	44.54	ft
GN-AP-MW-36V	4/29/2020 16:18	Oxidation Reduction Potention	-164.88	mv
GN-AP-MW-36V	4/29/2020 16:18	pH	8.05	pH
GN-AP-MW-36V	4/29/2020 16:18	Temperature	20.3	C
GN-AP-MW-36V	4/29/2020 16:18	Turbidity	1.07	NTU
GN-AP-MW-36V	4/29/2020 16:23	Conductivity	1244.57	uS/cm
GN-AP-MW-36V	4/29/2020 16:23	DO	0.69	mg/L
GN-AP-MW-36V	4/29/2020 16:23	Depth to Water Detail	44.7	ft
GN-AP-MW-36V	4/29/2020 16:23	Oxidation Reduction Potention	-165.35	mv
GN-AP-MW-36V	4/29/2020 16:23	pH	8.05	pH
GN-AP-MW-36V	4/29/2020 16:23	Temperature	20.2	C
GN-AP-MW-36V	4/29/2020 16:23	Turbidity	1.1	NTU
GN-AP-MW-36V	4/29/2020 16:28	Conductivity	1235.79	uS/cm
GN-AP-MW-36V	4/29/2020 16:28	DO	0.67	mg/L
GN-AP-MW-36V	4/29/2020 16:28	Depth to Water Detail	44.89	ft
GN-AP-MW-36V	4/29/2020 16:28	Oxidation Reduction Potention	-166.12	mv
GN-AP-MW-36V	4/29/2020 16:28	pH	8.05	pH
GN-AP-MW-36V	4/29/2020 16:28	Temperature	20.22	C
GN-AP-MW-36V	4/29/2020 16:28	Turbidity	1.74	NTU
GN-AP-MW-36V	4/29/2020 16:33	Conductivity	1233.91	uS/cm
GN-AP-MW-36V	4/29/2020 16:33	DO	0.67	mg/L
GN-AP-MW-36V	4/29/2020 16:33	Depth to Water Detail	45.03	ft
GN-AP-MW-36V	4/29/2020 16:33	Oxidation Reduction Potention	-166.48	mv
GN-AP-MW-36V	4/29/2020 16:33	pH	8.05	pH
GN-AP-MW-36V	4/29/2020 16:33	Temperature	20.15	C
GN-AP-MW-36V	4/29/2020 16:33	Turbidity	1.43	NTU
GN-AP-MW-36V	4/29/2020 16:38	Conductivity	1232.99	uS/cm

Alabama Power Company
Plant Gaston Ash Pond

WELL ID	READING TIME	DESCRIPTION	VALUE	UNIT
GN-AP-MW-36V	4/29/2020 16:38	DO	0.67	mg/L
GN-AP-MW-36V	4/29/2020 16:38	Depth to Water Detail	45.21	ft
GN-AP-MW-36V	4/29/2020 16:38	Oxidation Reduction Potention	-166.85	mv
GN-AP-MW-36V	4/29/2020 16:38	pH	8.05	pH
GN-AP-MW-36V	4/29/2020 16:38	Temperature	20.1	C
GN-AP-MW-36V	4/29/2020 16:38	Turbidity	1.23	NTU
GN-AP-MW-36V	4/29/2020 16:43	Conductivity	1230.7	uS/cm
GN-AP-MW-36V	4/29/2020 16:43	DO	0.66	mg/L
GN-AP-MW-36V	4/29/2020 16:43	Depth to Water Detail	45.41	ft
GN-AP-MW-36V	4/29/2020 16:43	Oxidation Reduction Potention	-167.73	mv
GN-AP-MW-36V	4/29/2020 16:43	pH	8.05	pH
GN-AP-MW-36V	4/29/2020 16:43	Temperature	20.08	C
GN-AP-MW-36V	4/29/2020 16:43	Turbidity	1.18	NTU
GN-AP-MW-36V	4/29/2020 16:48	Conductivity	1227.41	uS/cm
GN-AP-MW-36V	4/29/2020 16:48	DO	0.67	mg/L
GN-AP-MW-36V	4/29/2020 16:48	Depth to Water Detail	45.56	ft
GN-AP-MW-36V	4/29/2020 16:48	Oxidation Reduction Potention	-168.1	mv
GN-AP-MW-36V	4/29/2020 16:48	pH	8.05	pH
GN-AP-MW-36V	4/29/2020 16:48	Temperature	20.06	C
GN-AP-MW-36V	4/29/2020 16:48	Turbidity	1.02	NTU
GN-AP-MW-36V	4/29/2020 16:53	Conductivity	1228.02	uS/cm
GN-AP-MW-36V	4/29/2020 16:53	DO	0.66	mg/L
GN-AP-MW-36V	4/29/2020 16:53	Depth to Water Detail	45.72	ft
GN-AP-MW-36V	4/29/2020 16:53	Oxidation Reduction Potention	-168.17	mv
GN-AP-MW-36V	4/29/2020 16:53	pH	8.05	pH
GN-AP-MW-36V	4/29/2020 16:53	Temperature	20.15	C
GN-AP-MW-36V	4/29/2020 16:53	Turbidity	1.17	NTU
GN-AP-MW-36V	4/29/2020 16:58	Conductivity	1222.26	uS/cm
GN-AP-MW-36V	4/29/2020 16:58	DO	0.66	mg/L
GN-AP-MW-36V	4/29/2020 16:58	Depth to Water Detail	45.9	ft
GN-AP-MW-36V	4/29/2020 16:58	Oxidation Reduction Potention	-169	mv
GN-AP-MW-36V	4/29/2020 16:58	pH	8.05	pH
GN-AP-MW-36V	4/29/2020 16:58	Temperature	20.15	C
GN-AP-MW-36V	4/29/2020 16:58	Turbidity	1.12	NTU
GN-AP-MW-36V	4/29/2020 17:03	Conductivity	1219.75	uS/cm
GN-AP-MW-36V	4/29/2020 17:03	DO	0.66	mg/L
GN-AP-MW-36V	4/29/2020 17:03	Depth to Water Detail	46.06	ft
GN-AP-MW-36V	4/29/2020 17:03	Oxidation Reduction Potention	-169.39	mv
GN-AP-MW-36V	4/29/2020 17:03	pH	8.05	pH
GN-AP-MW-36V	4/29/2020 17:03	Temperature	20.33	C
GN-AP-MW-36V	4/29/2020 17:03	Turbidity	1	NTU
GN-AP-MW-36V	4/29/2020 17:08	Conductivity	1214.82	uS/cm
GN-AP-MW-36V	4/29/2020 17:08	DO	0.65	mg/L
GN-AP-MW-36V	4/29/2020 17:08	Depth to Water Detail	46.22	ft

Alabama Power Company
Plant Gaston Ash Pond

WELL ID	READING TIME	DESCRIPTION	VALUE	UNIT
GN-AP-MW-36V	4/29/2020 17:08	Oxidation Reduction Potention	-170.1	mv
GN-AP-MW-36V	4/29/2020 17:08	pH	8.05	pH
GN-AP-MW-36V	4/29/2020 17:08	Temperature	20.41	C
GN-AP-MW-36V	4/29/2020 17:08	Turbidity	1.18	NTU
GN-AP-MW-36V	4/29/2020 17:13	Conductivity	1210.92	uS/cm
GN-AP-MW-36V	4/29/2020 17:13	DO	0.65	mg/L
GN-AP-MW-36V	4/29/2020 17:13	Depth to Water Detail	46.34	ft
GN-AP-MW-36V	4/29/2020 17:13	Oxidation Reduction Potention	-170.24	mv
GN-AP-MW-36V	4/29/2020 17:13	pH	8.05	pH
GN-AP-MW-36V	4/29/2020 17:13	Temperature	20.32	C
GN-AP-MW-36V	4/29/2020 17:13	Turbidity	1.07	NTU

Alabama Power Company
Plant Gaston Ash Pond

WELL ID	READING TIME	DESCRIPTION	VALUE	UNIT
GN-AP-MW-35V	4/29/2020 12:20	Conductivity	430.73	uS/cm
GN-AP-MW-35V	4/29/2020 12:20	DO	5.57	mg/L
GN-AP-MW-35V	4/29/2020 12:20	Depth to Water Detail	45.86	ft
GN-AP-MW-35V	4/29/2020 12:20	Oxidation Reduction Potention	112.15	mv
GN-AP-MW-35V	4/29/2020 12:20	pH	7.71	pH
GN-AP-MW-35V	4/29/2020 12:20	Temperature	20.38	C
GN-AP-MW-35V	4/29/2020 12:20	Turbidity	6.37	NTU
GN-AP-MW-35V	4/29/2020 12:25	Conductivity	421.69	uS/cm
GN-AP-MW-35V	4/29/2020 12:25	DO	4.92	mg/L
GN-AP-MW-35V	4/29/2020 12:25	Depth to Water Detail	45.91	ft
GN-AP-MW-35V	4/29/2020 12:25	Oxidation Reduction Potention	98.97	mv
GN-AP-MW-35V	4/29/2020 12:25	pH	7.73	pH
GN-AP-MW-35V	4/29/2020 12:25	Temperature	20.43	C
GN-AP-MW-35V	4/29/2020 12:25	Turbidity	5.8	NTU
GN-AP-MW-35V	4/29/2020 12:30	Conductivity	417.45	uS/cm
GN-AP-MW-35V	4/29/2020 12:30	DO	4.64	mg/L
GN-AP-MW-35V	4/29/2020 12:30	Depth to Water Detail	46.24	ft
GN-AP-MW-35V	4/29/2020 12:30	Oxidation Reduction Potention	91.52	mv
GN-AP-MW-35V	4/29/2020 12:30	pH	7.74	pH
GN-AP-MW-35V	4/29/2020 12:30	Temperature	20.54	C
GN-AP-MW-35V	4/29/2020 12:30	Turbidity	5.82	NTU
GN-AP-MW-35V	4/29/2020 12:35	Conductivity	413.58	uS/cm
GN-AP-MW-35V	4/29/2020 12:35	DO	4.29	mg/L
GN-AP-MW-35V	4/29/2020 12:35	Depth to Water Detail	46.34	ft
GN-AP-MW-35V	4/29/2020 12:35	Oxidation Reduction Potention	86.91	mv
GN-AP-MW-35V	4/29/2020 12:35	pH	7.74	pH
GN-AP-MW-35V	4/29/2020 12:35	Temperature	20.58	C
GN-AP-MW-35V	4/29/2020 12:35	Turbidity	5.44	NTU
GN-AP-MW-35V	4/29/2020 12:40	Conductivity	411.31	uS/cm
GN-AP-MW-35V	4/29/2020 12:40	DO	3.97	mg/L
GN-AP-MW-35V	4/29/2020 12:40	Depth to Water Detail	46.48	ft
GN-AP-MW-35V	4/29/2020 12:40	Oxidation Reduction Potention	72.89	mv
GN-AP-MW-35V	4/29/2020 12:40	pH	7.7	pH
GN-AP-MW-35V	4/29/2020 12:40	Temperature	20.64	C
GN-AP-MW-35V	4/29/2020 12:40	Turbidity	6.77	NTU
GN-AP-MW-35V	4/29/2020 12:45	Conductivity	409.81	uS/cm
GN-AP-MW-35V	4/29/2020 12:45	DO	3.5	mg/L
GN-AP-MW-35V	4/29/2020 12:45	Depth to Water Detail	46.61	ft
GN-AP-MW-35V	4/29/2020 12:45	Oxidation Reduction Potention	7.26	mv
GN-AP-MW-35V	4/29/2020 12:45	pH	7.71	pH
GN-AP-MW-35V	4/29/2020 12:45	Temperature	20.67	C
GN-AP-MW-35V	4/29/2020 12:45	Turbidity	6.27	NTU
GN-AP-MW-35V	4/29/2020 12:50	Conductivity	409.55	uS/cm
GN-AP-MW-35V	4/29/2020 12:50	DO	2.99	mg/L

Alabama Power Company
Plant Gaston Ash Pond

WELL ID	READING TIME	DESCRIPTION	VALUE	UNIT
GN-AP-MW-35V	4/29/2020 12:50	Depth to Water Detail	46.81	ft
GN-AP-MW-35V	4/29/2020 12:50	Oxidation Reduction Potention	-43.91	mv
GN-AP-MW-35V	4/29/2020 12:50	pH	7.71	pH
GN-AP-MW-35V	4/29/2020 12:50	Temperature	20.78	C
GN-AP-MW-35V	4/29/2020 12:50	Turbidity	6.12	NTU
GN-AP-MW-35V	4/29/2020 12:55	Conductivity	409.53	uS/cm
GN-AP-MW-35V	4/29/2020 12:55	DO	2.61	mg/L
GN-AP-MW-35V	4/29/2020 12:55	Depth to Water Detail	46.96	ft
GN-AP-MW-35V	4/29/2020 12:55	Oxidation Reduction Potention	-63.05	mv
GN-AP-MW-35V	4/29/2020 12:55	pH	7.71	pH
GN-AP-MW-35V	4/29/2020 12:55	Temperature	20.85	C
GN-AP-MW-35V	4/29/2020 12:55	Turbidity	5.64	NTU
GN-AP-MW-35V	4/29/2020 13:00	Conductivity	408.96	uS/cm
GN-AP-MW-35V	4/29/2020 13:00	DO	2.38	mg/L
GN-AP-MW-35V	4/29/2020 13:00	Depth to Water Detail	47.06	ft
GN-AP-MW-35V	4/29/2020 13:00	Oxidation Reduction Potention	-70.86	mv
GN-AP-MW-35V	4/29/2020 13:00	pH	7.72	pH
GN-AP-MW-35V	4/29/2020 13:00	Temperature	20.82	C
GN-AP-MW-35V	4/29/2020 13:00	Turbidity	5.63	NTU
GN-AP-MW-35V	4/29/2020 13:05	Conductivity	408.5	uS/cm
GN-AP-MW-35V	4/29/2020 13:05	DO	2.21	mg/L
GN-AP-MW-35V	4/29/2020 13:05	Depth to Water Detail	47.19	ft
GN-AP-MW-35V	4/29/2020 13:05	Oxidation Reduction Potention	-75.17	mv
GN-AP-MW-35V	4/29/2020 13:05	pH	7.68	pH
GN-AP-MW-35V	4/29/2020 13:05	Temperature	20.8	C
GN-AP-MW-35V	4/29/2020 13:05	Turbidity	5.48	NTU
GN-AP-MW-35V	4/29/2020 13:10	Conductivity	408.08	uS/cm
GN-AP-MW-35V	4/29/2020 13:10	DO	2.11	mg/L
GN-AP-MW-35V	4/29/2020 13:10	Depth to Water Detail	47.32	ft
GN-AP-MW-35V	4/29/2020 13:10	Oxidation Reduction Potention	-79.42	mv
GN-AP-MW-35V	4/29/2020 13:10	pH	7.7	pH
GN-AP-MW-35V	4/29/2020 13:10	Temperature	20.71	C
GN-AP-MW-35V	4/29/2020 13:10	Turbidity	5.26	NTU
GN-AP-MW-35V	4/29/2020 13:15	Conductivity	406.69	uS/cm
GN-AP-MW-35V	4/29/2020 13:15	DO	2.06	mg/L
GN-AP-MW-35V	4/29/2020 13:15	Depth to Water Detail	47.46	ft
GN-AP-MW-35V	4/29/2020 13:15	Oxidation Reduction Potention	-80.65	mv
GN-AP-MW-35V	4/29/2020 13:15	pH	7.71	pH
GN-AP-MW-35V	4/29/2020 13:15	Temperature	20.66	C
GN-AP-MW-35V	4/29/2020 13:15	Turbidity	5.33	NTU

Alabama Power Company
Plant Gaston Ash Pond

WELL ID	READING TIME	DESCRIPTION	VALUE	UNIT
GN-AP-MW-37V	4/29/2020 15:23	Conductivity	442.19	uS/cm
GN-AP-MW-37V	4/29/2020 15:23	DO	0.71	mg/L
GN-AP-MW-37V	4/29/2020 15:23	Depth to Water Detail	38.06	ft
GN-AP-MW-37V	4/29/2020 15:23	Oxidation Reduction Potention	-114.46	mv
GN-AP-MW-37V	4/29/2020 15:23	pH	7.95	pH
GN-AP-MW-37V	4/29/2020 15:23	Temperature	21.5	C
GN-AP-MW-37V	4/29/2020 15:23	Turbidity	4.44	NTU
GN-AP-MW-37V	4/29/2020 15:28	Conductivity	442.07	uS/cm
GN-AP-MW-37V	4/29/2020 15:28	DO	0.66	mg/L
GN-AP-MW-37V	4/29/2020 15:28	Depth to Water Detail	38.38	ft
GN-AP-MW-37V	4/29/2020 15:28	Oxidation Reduction Potention	-119.15	mv
GN-AP-MW-37V	4/29/2020 15:28	pH	7.96	pH
GN-AP-MW-37V	4/29/2020 15:28	Temperature	21.52	C
GN-AP-MW-37V	4/29/2020 15:28	Turbidity	4.77	NTU
GN-AP-MW-37V	4/29/2020 15:33	Conductivity	441.62	uS/cm
GN-AP-MW-37V	4/29/2020 15:33	DO	0.63	mg/L
GN-AP-MW-37V	4/29/2020 15:33	Depth to Water Detail	38.56	ft
GN-AP-MW-37V	4/29/2020 15:33	Oxidation Reduction Potention	-122.83	mv
GN-AP-MW-37V	4/29/2020 15:33	pH	7.97	pH
GN-AP-MW-37V	4/29/2020 15:33	Temperature	21.56	C
GN-AP-MW-37V	4/29/2020 15:33	Turbidity	4.24	NTU
GN-AP-MW-37V	4/29/2020 15:38	Conductivity	440.9	uS/cm
GN-AP-MW-37V	4/29/2020 15:38	DO	0.61	mg/L
GN-AP-MW-37V	4/29/2020 15:38	Depth to Water Detail	38.74	ft
GN-AP-MW-37V	4/29/2020 15:38	Oxidation Reduction Potention	-125.51	mv
GN-AP-MW-37V	4/29/2020 15:38	pH	7.97	pH
GN-AP-MW-37V	4/29/2020 15:38	Temperature	21.49	C
GN-AP-MW-37V	4/29/2020 15:38	Turbidity	5.08	NTU
GN-AP-MW-37V	4/29/2020 15:43	Conductivity	439.98	uS/cm
GN-AP-MW-37V	4/29/2020 15:43	DO	0.64	mg/L
GN-AP-MW-37V	4/29/2020 15:43	Depth to Water Detail	38.94	ft
GN-AP-MW-37V	4/29/2020 15:43	Oxidation Reduction Potention	-122.71	mv
GN-AP-MW-37V	4/29/2020 15:43	pH	7.91	pH
GN-AP-MW-37V	4/29/2020 15:43	Temperature	21.28	C
GN-AP-MW-37V	4/29/2020 15:43	Turbidity	4.79	NTU
GN-AP-MW-37V	4/29/2020 15:48	Conductivity	439.29	uS/cm
GN-AP-MW-37V	4/29/2020 15:48	DO	0.64	mg/L
GN-AP-MW-37V	4/29/2020 15:48	Depth to Water Detail	38.96	ft
GN-AP-MW-37V	4/29/2020 15:48	Oxidation Reduction Potention	-126.01	mv
GN-AP-MW-37V	4/29/2020 15:48	pH	7.94	pH
GN-AP-MW-37V	4/29/2020 15:48	Temperature	21.01	C
GN-AP-MW-37V	4/29/2020 15:48	Turbidity	3.68	NTU

Alabama Power General Test Laboratory
744 County Road 87, GSC#8
Calera, AL 35040
(205) 664-6032 or 6171
FAX (205) 257-1654

Field Case Narrative

E.C. Gaston Ash Pond

2020 Compliance Event 2

All samples were collected using methods defined in Alabama Power's Water Field Group Low-Flow Groundwater Sampling Procedure and the associated site-specific Sampling and Analysis Plan (SAP).

Due to low yield, wells MW-33V, MW-8 and MW-9 were sampled using the Minimal Purge Method, defined in the Plant Gaston Ash Pond SAP.

Suspected iron bacteria appeared to be present at the 1-hour mark while pumping well MW-12.

Heavy truck traffic was present when pumping and sampling wells MW-10, MW-11, MW-12 and MW-13.

Rainy conditions were present when pumping and sampling wells MW-28H, MW-29H, MW-8 and MW-9.

Field quality control procedures were performed as follows:

- Blanks and Sample Duplicates were collected as described in the SAP.
- Calibration verifications for all required field parameters were performed daily, before and after sample collection.

Alabama Power
General Test Laboratory
744 County Road 87, GSC #8
Calera, AL 35040
205-664-6001

Analytical Report

Alabama Power

Sample Group : WMWGASAP_1287

Project/Site : Gaston Ash Pond
Wilsonville, AL 35186

For : Southern Company Services
3535 Colonnade Parkway
Birmingham, AL 35243

Attention : Dustin Brooks & Greg Dyer

Released By : Laura Midkiff
lbmidkif@southernco.com
(205) 664-6197

Alabama Power
General Test Laboratory
744 County Road 87, GSC #8
Calera, AL 35040
(205) 664-6001

Alabama Power

September 03, 2020

Dear Dustin Brooks,

Enclosed are the analytical results for sample(s) received by the laboratory between July 21, 2020 and July 29, 2020. All results reported herein conform to the laboratory's most current Quality Assurance Manual. Results marked with an asterisk conform to the most current applicable TNI/NELAC requirements. Exceptions will be noted in the body of the report.

Laboratory certification ID: E571114
Issued By: State of Florida, Department of Health
Expiration: June 30, 2021

If you have any questions concerning this report, please feel free to contact me.

Sincerely,

Quality Control: Laura Midkiff
Digitally signed by Laura Midkiff
DN: cn=Laura Midkiff, o=Alabama Power Company, ou=Environmental Affairs, email=lbmidkif@southernco.com, c=US
Date: 2020.09.03 12:58:26 -05'00'

Supervision: T. Durant Maske
Digitally signed by T. Durant Maske
DN: cn=T. Durant Maske, o=Alabama Power Company, ou=Environmental Affairs, email=tdmaske@southernco.com, c=US
Date: 2020.09.04 08:55:28 -05'00'

Alabama Power
General Test Laboratory
744 County Road 87, GSC #8
Calera, AL 35040

Case Narrative

Alabama Power

Total Metals ICP

Gaston Ash Pond

WMWGASAP_1287

1. This report consists of all MWs and corresponding Lab IDs listed on the Chain of Custody.
2. Refer to comments on Chain of Custody for information regarding sample receipt.
3. All standards and solutions meet NELAP traceability requirements and were used within their recommended shelf life.

Sample ID	Batch ID	Project ID
BA13427	677594	WMWGASAP_1287
BA13428	677594	WMWGASAP_1287
BA13429	677594	WMWGASAP_1287
BA13430	677594	WMWGASAP_1287
BA13431	677594	WMWGASAP_1287
BA13432	677594	WMWGASAP_1287
BA13433	677594	WMWGASAP_1287
BA13434	677594	WMWGASAP_1287
BA13435	677594	WMWGASAP_1287
BA13436	677594	WMWGASAP_1287
BA13706	677595	WMWGASAP_1287
BA13707	677595	WMWGASAP_1287
BA13708	677595	WMWGASAP_1287
BA13709	677595	WMWGASAP_1287
BA13710	677595	WMWGASAP_1287
BA13711	677595	WMWGASAP_1287
BA13712	677595	WMWGASAP_1287
BA13713	677595	WMWGASAP_1287
BA13714	677595	WMWGASAP_1287
BA13715	677595	WMWGASAP_1287
BA13716	677596	WMWGASAP_1287
BA13717	677596	WMWGASAP_1287
BA13718	677596	WMWGASAP_1287
BA13719	677596	WMWGASAP_1287
BA13911	678471	WMWGASAP_1287
BA13912	678471	WMWGASAP_1287
BA13913	678471	WMWGASAP_1287
BA13914	678471	WMWGASAP_1287
BA13915	678471	WMWGASAP_1287
BA13916	678471	WMWGASAP_1287
BA13917	678471	WMWGASAP_1287

BA13918	678471	WMWGASAP_1287
BA14019	678471	WMWGASAP_1287
BA14020	678471	WMWGASAP_1287
BA14021	678472	WMWGASAP_1287
BA14022	678472	WMWGASAP_1287
BA14023	678472	WMWGASAP_1287
BA14024	678472	WMWGASAP_1287
BA14025	678472	WMWGASAP_1287
BA14026	678472	WMWGASAP_1287
BA14027	678472	WMWGASAP_1287
BA14028	678472	WMWGASAP_1287
BA14029	678472	WMWGASAP_1287
BA14030	678472	WMWGASAP_1287
BA14031	678473	WMWGASAP_1287
BA14032	678473	WMWGASAP_1287
BA14033	678473	WMWGASAP_1287
BA14034	678473	WMWGASAP_1287

4. All of the above samples were analyzed by EPA 200.7 and prepared by EPA 1638.
5. All samples were prepared and analyzed within the established hold times.
6. All in house quality control procedures were followed, as described below.

General Quality Control Procedures:

- Prior to sample analysis, an initial calibration verification (ICV) was analyzed, and all criteria were met.
- Following the ICV, an initial calibration blank (ICB) was analyzed and was below the limit of quantitation for all requested analytes.
- All continued calibration verification (CCV) were within the acceptance criteria for the requested analytes.
- All continued calibration blanks (CCB) were below the limit of quantitation for the requested analytes.
- A preparation method blank and laboratory control sample were digested and analyzed with the samples in each digestion batch.
- All laboratory control sample criteria were met.
- The method blank associated with each digestion batch passed all acceptance criteria for all requested analytes.
- All calibration curve requirements were within acceptance criteria.
- All sample internal standard criteria were met.
- The spectral interference check associated with EPA 200.7 was analyzed and all acceptance criteria were met.

- It is noted that the QC summary page typically provides the QC results from the original batch analytical sequence. If dilutions were subsequently performed to bring sample concentrations within the calibration range, any additional QC data from the dilution analyses may need to be obtained from the laboratory. Any qualifications applied to original analyses or dilution re-analyses are based upon QC data available at the time of review.

Matrix Specific Quality Control Procedures:

Similarity of matrix and therefore relevance of matrix specific QC results should not be automatically inferred for any sample other than the sample selected for QC.

- A matrix spike and matrix spike duplicate were digested and analyzed with each ICP batch. All acceptance criteria for accuracy were met.
- A matrix spike and matrix spike duplicate were digested and analyzed with each ICP batch. All acceptance criteria for precision were met.

7. The following samples were diluted due to the analyzed sample concentration being greater than the high standard of the calibration curve:

Sample ID	Analyte	Dilution Factor
BA13427	Calcium	10.15
BA13428	Magnesium	10.15
BA13429	Calcium	10.15
BA13431	Calcium, Sodium	10.15
BA13433	Calcium, Sodium	10.15
BA13434	Calcium, Magnesium	10.15
BA13435	Calcium	10.15
BA13436	Calcium, Sodium	10.15
BA13706	Calcium, Magnesium	10.15
BA13707	Calcium, Magnesium, Iron	10.15
BA13708	Calcium, Magnesium, Iron	10.15
BA13709	Calcium, Magnesium	10.15
BA13710	Calcium, Magnesium	10.15
BA13711	Calcium	10.15
BA13712	Calcium	10.15
BA13713	Calcium	10.15
BA13714	Calcium	10.15
BA13717	Calcium	10.15

BA13718	Calcium, Magnesium	10.15
BA13911	Calcium	10.15
BA13913	Calcium	10.15
BA13914	Calcium, Sodium	10.15
BA13915	Calcium, Sodium	10.15
BA13918	Calcium	10.15
BA14020	Calcium	10.15
BA14021	Calcium	10.15
BA14022	Calcium	10.15
BA14023	Calcium	10.15
BA14024	Calcium	10.15
BA14025	Calcium	10.15
BA14026	Calcium	10.15
BA14027	Calcium	10.15
BA14028	Calcium	10.15
BA14029	Calcium	10.15
BA14030	Calcium	10.15
BA14034	Calcium	10.15

8. The raw data results are shown with dilution factors included.

Alabama Power
General Test Laboratory
744 County Road 87, GSC #8
Calera, AL 35040

Case Narrative

Alabama Power

Dissolved Metals ICP

Gaston Ash Pond

WMWGASAP_1287

1. This report consists of all MWs and corresponding Lab IDs listed on the Chain of Custody.
2. Refer to comments on Chain of Custody for information regarding sample receipt.
3. All standards and solutions meet NELAP traceability requirements and were used within their recommended shelf life.

Sample ID	Batch ID	Project ID
BA13427	677597	WMWGASAP_1287
BA13428	677597	WMWGASAP_1287
BA13429	677597	WMWGASAP_1287
BA13430	677597	WMWGASAP_1287
BA13431	677597	WMWGASAP_1287
BA13433	677597	WMWGASAP_1287
BA13434	677597	WMWGASAP_1287
BA13435	677597	WMWGASAP_1287
BA13436	677597	WMWGASAP_1287
BA13706	677597	WMWGASAP_1287
BA13707	677598	WMWGASAP_1287
BA13708	677598	WMWGASAP_1287
BA13709	677598	WMWGASAP_1287
BA13710	677598	WMWGASAP_1287
BA13711	677598	WMWGASAP_1287
BA13712	677598	WMWGASAP_1287
BA13713	677598	WMWGASAP_1287
BA13714	677598	WMWGASAP_1287
BA13715	677598	WMWGASAP_1287
BA13716	677598	WMWGASAP_1287
BA13717	677599	WMWGASAP_1287
BA13718	677599	WMWGASAP_1287
BA13911	678548	WMWGASAP_1287
BA13912	678548	WMWGASAP_1287
BA13913	678548	WMWGASAP_1287
BA13914	678548	WMWGASAP_1287
BA13915	678548	WMWGASAP_1287
BA13917	678548	WMWGASAP_1287
BA13918	678548	WMWGASAP_1287
BA14019	678548	WMWGASAP_1287
BA14020	678548	WMWGASAP_1287

BA14021	678548	WMWGASAP_1287
BA14022	678549	WMWGASAP_1287
BA14023	678549	WMWGASAP_1287
BA14024	678549	WMWGASAP_1287
BA14025	678549	WMWGASAP_1287
BA14026	678549	WMWGASAP_1287
BA14027	678549	WMWGASAP_1287
BA14028	678549	WMWGASAP_1287
BA14029	678549	WMWGASAP_1287
BA14030	678549	WMWGASAP_1287
BA14031	678549	WMWGASAP_1287
BA14034	678550	WMWGASAP_1287

4. All of the above samples were analyzed and prepared by EPA 200.7 for dissolved analysis.
5. All samples were prepared and analyzed within the established hold times.
6. All in house quality control procedures were followed, as described below.

General Quality Control Procedures:

- Prior to sample analysis, an initial calibration verification (ICV) was analyzed, and all criteria were met.
- Following the ICV, an initial calibration blank (ICB) was analyzed and was below the limit of quantitation for all requested analytes.
- All continued calibration verification (CCV) were within the acceptance criteria for the requested analytes.
- All continued calibration blanks (CCB) were below the limit of quantitation for the requested analytes.
- Due to no filtered method blank (MB) or laboratory control sample (LCS) submitted with the sample set, an unfiltered MB and LCS were analyzed with the samples in each batch.
- All laboratory control sample criteria were met.
- The method blank associated with each batch passed all acceptance criteria for all requested analytes.
- All calibration curve requirements were within acceptance criteria.
- All sample internal standard criteria were met.
- The spectral interference check associated with EPA 200.7 was analyzed and all acceptance criteria were met.
- It is noted that the QC summary page typically provides the QC results from the original batch analytical sequence. If dilutions were subsequently performed to bring sample concentrations within the calibration range, any additional QC data from the dilution analyses may need to be obtained from the laboratory. Any qualifications applied to original analyses or dilution re-analyses are based upon QC data available at the time of review.

Matrix Specific Quality Control Procedures:

Similarity of matrix and therefore relevance of matrix specific QC results should not be automatically inferred for any sample other than the sample selected for QC.

- A matrix spike and matrix spike duplicate were analyzed with each ICP batch. All acceptance criteria for accuracy were met.
- A matrix spike and matrix spike duplicate were analyzed with each ICP batch. All acceptance criteria for precision were met.

7. The following samples were diluted due to the analyzed sample concentration being greater than the high standard of the calibration curve:

Sample ID	Analyte	Dilution Factor
BA13707	Iron	10.15
BA13708	Iron	10.15

8. The raw data results are shown with dilution factors included.

Alabama Power
General Test Laboratory
744 County Road 87, GSC #8
Calera, AL 35040

Case Narrative

Alabama Power

Total Metals ICPMS

Gaston Ash Pond

WMWGASAP_1287

1. This report consists of all MWs and corresponding Lab IDs listed on the Chain of Custody.
2. Refer to comments on Chain of Custody for information regarding sample receipt.
3. All standards and solutions meet NELAP traceability requirements and were used within their recommended shelf life.

Sample ID	Batch ID	Project ID
BA13427	678277	WMWGASAP_1287
BA13428	678277	WMWGASAP_1287
BA13429	678277	WMWGASAP_1287
BA13430	678277	WMWGASAP_1287
BA13431	678277	WMWGASAP_1287
BA13432	678277	WMWGASAP_1287
BA13433	678277	WMWGASAP_1287
BA13434	678277	WMWGASAP_1287
BA13435	678277	WMWGASAP_1287
BA13436	678277	WMWGASAP_1287
BA13706	678278	WMWGASAP_1287
BA13707	678278	WMWGASAP_1287
BA13708	678278	WMWGASAP_1287
BA13709	678278	WMWGASAP_1287
BA13710	678278	WMWGASAP_1287
BA13711	678278	WMWGASAP_1287
BA13712	678278	WMWGASAP_1287
BA13713	678278	WMWGASAP_1287
BA13714	678278	WMWGASAP_1287
BA13715	678278	WMWGASAP_1287
BA13716	678279	WMWGASAP_1287
BA13717	678279	WMWGASAP_1287
BA13718	678279	WMWGASAP_1287
BA13719	678279	WMWGASAP_1287
BA13911	678279	WMWGASAP_1287
BA13912	678279	WMWGASAP_1287
BA13913	678279	WMWGASAP_1287
BA13914	678279	WMWGASAP_1287
BA13915	678279	WMWGASAP_1287
BA13916	678279	WMWGASAP_1287
BA13917	678280	WMWGASAP_1287

BA13918	678280	WMWGASAP_1287
BA14019	678280	WMWGASAP_1287
BA14020	678280	WMWGASAP_1287
BA14021	678280	WMWGASAP_1287
BA14022	678280	WMWGASAP_1287
BA14023	678280	WMWGASAP_1287
BA14024	678280	WMWGASAP_1287
BA14025	678280	WMWGASAP_1287
BA14026	678280	WMWGASAP_1287
BA14027	678281	WMWGASAP_1287
BA14028	678281	WMWGASAP_1287
BA14029	678281	WMWGASAP_1287
BA14030	678281	WMWGASAP_1287
BA14031	678281	WMWGASAP_1287
BA14032	678281	WMWGASAP_1287
BA14033	678281	WMWGASAP_1287
BA14034	678281	WMWGASAP_1287

4. All of the above samples were analyzed by EPA 200.8 and prepared by EPA 1638.
5. All samples were prepared and analyzed within the established hold times.
6. All in house quality control procedures were followed, as described below.

General Quality Control Procedures:

- All tune and calibration met criteria for all requested analytes.
- Prior to sample analysis, an initial calibration verification (ICV) was analyzed and all criteria were met.
- Following the ICV, an initial calibration blank (ICB) was analyzed and was below the limit of quantitation for all requested analytes.
- All continued calibration verification (CCV) were within the acceptance criteria for the requested analytes.
- All continued calibration blanks (CCB) were below the limit of quantitation for the requested analytes.
- A preparation method blank and laboratory control sample were digested and analyzed with the samples in each digestion batch.
- All laboratory control sample criteria were met.
- The method blank associated with each digestion batch passed all acceptance criteria for all requested analytes.
- The interference check samples associated with EPA 200.8 were analyzed and passed for all requested analytes.
- All sample internal standard criteria were met.

Matrix Specific Quality Control Procedures:

Similarity of matrix and therefore relevance of matrix specific QC results should not be automatically inferred for any sample other than the sample selected for QC.

- A matrix spike and matrix spike duplicate were digested and analyzed with each ICPMS batch. All acceptance criteria for accuracy were met.
- A matrix spike and matrix spike duplicate were digested and analyzed with each ICPMS batch. All acceptance criteria for precision were met.

7. The following samples were diluted due to the analyzed sample concentration being greater than the high standard of the calibration curve:

Sample ID	Analyte	Dilution Factor
BA13713	Molybdenum	10.15
BA14021	Molybdenum	10.15

8. The raw data results are shown with dilution factors included.

Alabama Power
General Test Laboratory
744 County Road 87, GSC #8
Calera, AL 35040

Case Narrative

Alabama Power

Dissolved Metals ICPMS

Gaston Ash Pond

WMWGASAP_1287

1. This report consists of all MWs and corresponding Lab IDs listed on the Chain of Custody.
2. Refer to comments on Chain of Custody for information regarding sample receipt.
3. All standards and solutions meet NELAP traceability requirements and were used within their recommended shelf life.

Sample ID	Batch ID	Project ID
BA13427	678202	WMWGASAP_1287
BA13428	678202	WMWGASAP_1287
BA13429	678202	WMWGASAP_1287
BA13430	678202	WMWGASAP_1287
BA13431	678202	WMWGASAP_1287
BA13433	678202	WMWGASAP_1287
BA13434	678202	WMWGASAP_1287
BA13435	678202	WMWGASAP_1287
BA13436	678202	WMWGASAP_1287
BA13706	678202	WMWGASAP_1287
BA13707	678203	WMWGASAP_1287
BA13708	678203	WMWGASAP_1287
BA13709	678203	WMWGASAP_1287
BA13710	678203	WMWGASAP_1287
BA13711	678203	WMWGASAP_1287
BA13712	678203	WMWGASAP_1287
BA13713	678203	WMWGASAP_1287
BA13714	678203	WMWGASAP_1287
BA13715	678203	WMWGASAP_1287
BA13716	678203	WMWGASAP_1287
BA13717	678204	WMWGASAP_1287
BA13718	678204	WMWGASAP_1287
BA13911	678204	WMWGASAP_1287
BA13912	678204	WMWGASAP_1287
BA13913	678204	WMWGASAP_1287
BA13914	678204	WMWGASAP_1287
BA13915	678204	WMWGASAP_1287
BA13917	678204	WMWGASAP_1287
BA13918	678204	WMWGASAP_1287
BA14019	678204	WMWGASAP_1287
BA14020	678205	WMWGASAP_1287

BA14021	678205	WMWGASAP_1287
BA14022	678205	WMWGASAP_1287
BA14023	678205	WMWGASAP_1287
BA14024	678205	WMWGASAP_1287
BA14025	678205	WMWGASAP_1287
BA14026	678205	WMWGASAP_1287
BA14027	678205	WMWGASAP_1287
BA14028	678205	WMWGASAP_1287
BA14029	678205	WMWGASAP_1287
BA14030	678206	WMWGASAP_1287
BA14031	678206	WMWGASAP_1287
BA14034	678206	WMWGASAP_1287

4. All of the above samples were analyzed and prepared by EPA 200.8 for dissolved analysis.
5. All samples were prepared and analyzed within the established hold times.
6. All in house quality control procedures were followed, as described below.

General Quality Control Procedures:

- All tune and calibration met criteria for all requested analytes.
- Prior to sample analysis, an initial calibration verification (ICV) was analyzed and all criteria were met.
- Following the ICV, an initial calibration blank (ICB) was analyzed and was below the limit of quantitation for all requested analytes.
- All continued calibration verification (CCV) were within the acceptance criteria for the requested analytes.
- All continued calibration blanks (CCB) were below the limit of quantitation for the requested analytes.
- Due to no filtered method blank (MB) or laboratory control sample (LCS) submitted with the sample set, an unfiltered MB and LCS were analyzed with the samples in each batch.
- All laboratory control sample criteria were met.
- The method blank associated with each preparation batch passed all acceptance criteria for all requested analytes.
- The interference check samples associated with EPA 200.8 were analyzed and passed for all requested analytes.
- All sample internal standard criteria were met.

Matrix Specific Quality Control Procedures:

Similarity of matrix and therefore relevance of matrix specific QC results should not be automatically inferred for any sample other than the sample selected for QC.

- A matrix spike and matrix spike duplicate were analyzed with each ICPMS batch. All acceptance criteria for accuracy were met.
- A matrix spike and matrix spike duplicate were analyzed with each ICPMS batch. All acceptance criteria for precision were met.

7. All samples were analyzed without a dilution factor.
8. The raw data results are shown with dilution factors included.

Alabama Power
General Test Laboratory
744 County Road 87, GSC #8
Calera, AL 35040

Case Narrative

Alabama Power

Mercury

Gaston Ash Pond

WMWGASAP_1287

1. This report consists of all MWs and corresponding Lab IDs listed on the Chain of Custody.
2. Refer to comments on Chain of Custody for information regarding sample receipt.
3. All standards and solutions meet NELAP traceability requirements and were used within their recommended shelf life.

Sample ID	Batch ID	Project ID
BA13427	677289	WMWGASAP_1287
BA13428	677289	WMWGASAP_1287
BA13429	677289	WMWGASAP_1287
BA13430	677289	WMWGASAP_1287
BA13431	677289	WMWGASAP_1287
BA13432	677289	WMWGASAP_1287
BA13433	677289	WMWGASAP_1287
BA13434	677289	WMWGASAP_1287
BA13435	677289	WMWGASAP_1287
BA13436	677289	WMWGASAP_1287
BA13706	677746	WMWGASAP_1287
BA13707	677746	WMWGASAP_1287
BA13708	677746	WMWGASAP_1287
BA13709	677746	WMWGASAP_1287
BA13710	677746	WMWGASAP_1287
BA13711	677746	WMWGASAP_1287
BA13712	677746	WMWGASAP_1287
BA13713	677746	WMWGASAP_1287
BA13714	677746	WMWGASAP_1287
BA13715	677746	WMWGASAP_1287
BA13716	677747	WMWGASAP_1287
BA13717	677747	WMWGASAP_1287
BA13718	677747	WMWGASAP_1287
BA13719	677747	WMWGASAP_1287
BA13911	678010	WMWGASAP_1287
BA13912	678010	WMWGASAP_1287
BA13913	678010	WMWGASAP_1287
BA13914	678010	WMWGASAP_1287
BA13915	678010	WMWGASAP_1287
BA13916	678010	WMWGASAP_1287
BA13917	678010	WMWGASAP_1287

BA13918	678010	WMWGASAP_1287
BA14019	678010	WMWGASAP_1287
BA14020	678010	WMWGASAP_1287
BA14021	678011	WMWGASAP_1287
BA14022	678011	WMWGASAP_1287
BA14023	678011	WMWGASAP_1287
BA14024	678011	WMWGASAP_1287
BA14025	678011	WMWGASAP_1287
BA14026	678011	WMWGASAP_1287
BA14027	678011	WMWGASAP_1287
BA14028	678011	WMWGASAP_1287
BA14029	678011	WMWGASAP_1287
BA14030	678011	WMWGASAP_1287
BA14031	678012	WMWGASAP_1287
BA14032	678012	WMWGASAP_1287
BA14033	678012	WMWGASAP_1287
BA14034	678012	WMWGASAP_1287

4. All of the above samples were analyzed and prepared by EPA 245.1.
5. All samples were prepared and analyzed within the established hold times.
6. All in house quality control procedures were followed, as described below.

General Quality Control Procedures:

- Prior to sample analysis, an initial calibration verification (ICV) was analyzed and all criteria were met.
- Following the ICV, an initial calibration blank (ICB) was analyzed and was below the method detection limit for the requested analyte.
- All continued calibration verification (CCV) were within the acceptance criteria for the requested analyte.
- All continued calibration blanks (CCB) were below the limit of quantitation for the requested analyte.
- A preparation method blank and laboratory control sample were digested and analyzed with the samples in each digestion batch.
- All laboratory control sample criteria were met.
- The method blank associated with each digestion batch was below the limit of quantitation for the requested analyte.
- All calibration met criteria for the requested analyte.
- All response signals were satisfactory.

Matrix Specific Quality Control Procedures:

Similarity of matrix and therefore relevance of matrix specific QC results should not be automatically inferred for any sample other than the sample selected for QC.

- A matrix spike and matrix spike duplicate were digested and analyzed with each batch. All acceptance criteria for accuracy were met.
- A matrix spike and matrix spike duplicate were digested and analyzed with each batch. All acceptance criteria for precision were met.

7. All samples were analyzed without a dilution.
8. The raw data results are shown with dilution factors included.

Alabama Power
General Test Laboratory
744 County Road 87, GSC #8
Calera, AL 35040

Case Narrative

Alabama Power

TDS

Gaston Ash Pond

WMWGASAP_1287

1. This report consists of all MWs and corresponding Lab IDs listed on the Chain of Custody.
2. Refer to comments on Chain of Custody for information regarding sample receipt.
3. All standards and solutions meet NELAP traceability requirements and were used within their recommended shelf life.

Sample ID	Batch ID	Project ID
BA13427	677399	WMWGASAP_1287
BA13428	677399	WMWGASAP_1287
BA13429	677399	WMWGASAP_1287
BA13430	677399	WMWGASAP_1287
BA13431	677399	WMWGASAP_1287
BA13432	677399	WMWGASAP_1287
BA13433	677399	WMWGASAP_1287
BA13434	677400	WMWGASAP_1287
BA13435	677400	WMWGASAP_1287
BA13436	677400	WMWGASAP_1287
BA13706	677584	WMWGASAP_1287
BA13707	677584	WMWGASAP_1287
BA13708	677584	WMWGASAP_1287
BA13709	677584	WMWGASAP_1287
BA13710	677584	WMWGASAP_1287
BA13711	677584	WMWGASAP_1287
BA13712	677982	WMWGASAP_1287
BA13713	677982	WMWGASAP_1287
BA13714	677584	WMWGASAP_1287
BA13715	677584	WMWGASAP_1287
BA13716	677584	WMWGASAP_1287
BA13717	677982	WMWGASAP_1287
BA13718	677982	WMWGASAP_1287
BA13719	677982	WMWGASAP_1287
BA13911	677983	WMWGASAP_1287
BA13912	677983	WMWGASAP_1287
BA13913	677983	WMWGASAP_1287
BA13914	677983	WMWGASAP_1287
BA13915	677983	WMWGASAP_1287
BA13916	677983	WMWGASAP_1287
BA13917	677983	WMWGASAP_1287

BA13918	677983	WMWGASAP_1287
BA14019	678153	WMWGASAP_1287
BA14020	678153	WMWGASAP_1287
BA14021	678153	WMWGASAP_1287
BA14022	678153	WMWGASAP_1287
BA14023	678153	WMWGASAP_1287
BA14024	678153	WMWGASAP_1287
BA14025	678154	WMWGASAP_1287
BA14026	678154	WMWGASAP_1287
BA14027	678154	WMWGASAP_1287
BA14028	678154	WMWGASAP_1287
BA14029	678154	WMWGASAP_1287
BA14030	678154	WMWGASAP_1287
BA14031	678154	WMWGASAP_1287
BA14032	678154	WMWGASAP_1287
BA14033	678154	WMWGASAP_1287
BA14034	678154	WMWGASAP_1287

4. All of the above samples were analyzed by Standard Method 2540C.
5. All samples were analyzed within the established hold times.
6. All in house quality control procedures were followed, as described below.

General Quality Control Procedures:

- A Method Blank was analyzed with each batch. All criteria were met.
- All final weights of samples, standards, and blanks agreed within 0.5mg of the previous weight.
- A sample duplicate was analyzed with each batch. RPD/2 was less than 5%.
- A laboratory control sample was analyzed with each batch. All criteria were met.
- Samples were between 2.5mg and 200mg residue.
- All samples with residue <2.5mg had the maximum volume of 150mL filtered. Affected samples are as follows:
    - BA13432
    - BA13719
    - BA13916
    - BA14032
    - BA14033

Alabama Power
General Test Laboratory
744 County Road 87, GSC #8
Calera, AL 35040

Case Narrative

Alabama Power

Anions

Gaston Ash Pond

WMWGASAP_1287

1. This report consists of all MWs and corresponding Lab IDs listed on the Chain of Custody.
2. Refer to comments on Chain of Custody for information regarding sample receipt.
3. All standards and solutions meet NELAP traceability requirements and were used within their recommended shelf life.

Sample ID	Batch ID	Project ID
BA13427	678065, 678148, & 677404	WMWGASAP_1287
BA13428	678065, 678148, & 677404	WMWGASAP_1287
BA13429	678065, 678148, & 677404	WMWGASAP_1287
BA13430	678065, 678148, & 677404	WMWGASAP_1287
BA13431	678065, 678148, & 677404	WMWGASAP_1287
BA13432	678065, 678148, & 677404	WMWGASAP_1287
BA13433	678065, 678148, & 677404	WMWGASAP_1287
BA13434	678065, 678148, & 677404	WMWGASAP_1287
BA13435	678065, 678148, & 677404	WMWGASAP_1287
BA13436	678065, 678148, & 677404	WMWGASAP_1287
BA13706	678066, 678149, & 678564	WMWGASAP_1287
BA13707	678066, 678149, & 678564	WMWGASAP_1287
BA13708	678066, 678149, & 678564	WMWGASAP_1287
BA13709	678066, 678149, & 678564	WMWGASAP_1287
BA13710	678066, 678149, & 678564	WMWGASAP_1287
BA13711	678066, 678149, & 678564	WMWGASAP_1287
BA13712	678066, 678149, & 678564	WMWGASAP_1287
BA13713	678066, 678149, & 678564	WMWGASAP_1287
BA13714	678066, 678149, & 678564	WMWGASAP_1287
BA13715	678066, 678149, & 678564	WMWGASAP_1287
BA13716	678067, 678150, & 678565	WMWGASAP_1287
BA13717	678067, 678150, & 678565	WMWGASAP_1287
BA13718	678067, 678150, & 678565	WMWGASAP_1287
BA13719	678067, 678150, & 678565	WMWGASAP_1287
BA13911	678067, 678150, & 678565	WMWGASAP_1287
BA13912	678067, 678150, & 678565	WMWGASAP_1287
BA13913	678067, 678150, & 678565	WMWGASAP_1287
BA13914	678067, 678150, & 678565/680230	WMWGASAP_1287
BA13915	678067, 678150, & 678565	WMWGASAP_1287
BA13916	678067, 678150, & 678565	WMWGASAP_1287
BA13917	678068, 678151, & 678566	WMWGASAP_1287

BA13918	678068, 678151, & 678566	WMWGASAP_1287
BA14019	678068, 678151, & 678566	WMWGASAP_1287
BA14020	678068, 678151, & 678566	WMWGASAP_1287
BA14021	678068, 678151, & 678566	WMWGASAP_1287
BA14022	678068, 678151, & 678566	WMWGASAP_1287
BA14023	678068, 678151, & 678566	WMWGASAP_1287
BA14024	678068, 678151, & 678566	WMWGASAP_1287
BA14025	678068, 678151, & 678566	WMWGASAP_1287
BA14026	678068, 678151, & 678566	WMWGASAP_1287
BA14027	678069, 678152, & 678567	WMWGASAP_1287
BA14028	678069, 678152, & 678567	WMWGASAP_1287
BA14029	678069, 678152, & 678567	WMWGASAP_1287
BA14030	678069, 678152, & 678567	WMWGASAP_1287
BA14031	678069, 678152, & 678567	WMWGASAP_1287
BA14032	678069, 678152, & 678567	WMWGASAP_1287
BA14033	678069, 678152, & 678567	WMWGASAP_1287
BA14034	678069, 678152, & 678567	WMWGASAP_1287

4. All of the above samples were analyzed and prepared by SM4500 Cl E, SM4500 F G, and SM4500 SO4 E.
5. All samples were prepared and analyzed within the established hold times, except for the following:
    a. BA13914 Sulfate analysis in batch 680230 was reanalyzed with dilution one day outside of analytical hold time. It was originally analyzed within hold time, but the result was outside of calibration curve limits.
6. All in house quality control procedures were followed, as described below.

General Quality Control Procedures:

- All calibration met criteria for the requested analyte.
- Prior to sample analysis, an initial calibration verification (ICV), and all criteria were met.
- Prior to sample analysis, an initial calibration blank (ICB) was analyzed and was below half the limit of quantitation for the requested analyte.
- All continued calibration verification (CCV) were within the acceptance criteria for the requested analyte.
- All continued calibration blanks (CCB) were below half the limit of quantitation for the requested analyte.
- It is noted that the QC summary page typically provides the QC results from the original batch analytical sequence. If dilutions were subsequently performed to bring sample concentrations within the calibration range, any additional QC data from the dilution analyses may need to be obtained from the laboratory. Any qualifications applied to original analyses or dilution re-analyses are based upon QC data available at the time of review.

Matrix Specific Quality Control Procedures:

Similarity of matrix and therefore relevance of matrix specific QC results should not be automatically inferred for any sample other than the sample selected for QC.

- A matrix spike was analyzed with each batch. Acceptance criteria for accuracy were met.
- A sample duplicate was analyzed with each batch. Acceptance criteria for precision were met.

7. The following samples were diluted due to the analyzed sample concentration being greater than the high standard of the calibration curve:

Sample ID	Analyte	Dilution Factor
BA13427	Chloride & Sulfate	5 & 4
BA13428	Chloride & Sulfate	8 & 4
BA13429	Chloride & Sulfate	5 & 4
BA13430	Sulfate	5
BA13431	Chloride & Sulfate	5 & 10
BA13433	Chloride & Sulfate	16 & 16
BA13434	Sulfate	25
BA13435	Sulfate	2
BA13436	Chloride	5
BA13706	Sulfate	40
BA13707	Chloride & Sulfate	2 & 40
BA13708	Chloride & Sulfate	2 & 40
BA13709	Sulfate	40
BA13710	Sulfate	10
BA13711	Chloride & Sulfate	2 & 20
BA13712	Chloride & Sulfate	2 & 20
BA13713	Chloride & Sulfate	2 & 20
BA13714	Chloride & Sulfate	3 & 8
BA13716	Sulfate	2
BA13717	Sulfate	8
BA13718	Chloride	2
BA13914	Chloride & Sulfate	3 & 2
BA13915	Chloride & Sulfate	10 &16
BA13917	Chloride & Sulfate	2 & 10
BA13918	Sulfate	10
BA14019	Sulfate	8
BA14020	Chloride & Sulfate	2 & 10
BA14021	Chloride & Sulfate	2 & 20

BA14023	Sulfate	8
BA14024	Chloride & Sulfate	2 & 10
BA14025	Chloride & Sulfate	8 & 10
BA14026	Chloride & Sulfate	16 & 16
BA14027	Chloride & Sulfate	5 & 10
BA14028	Chloride & Sulfate	10 & 10
BA14029	Chloride & Sulfate	10 & 10
BA14030	Chloride & Sulfate	8 & 8

8. The raw data results are shown with dilution factors included.

Alabama Power
General Test Laboratory
744 County Road 87, GSC #8
Calera, AL 35040

Case Narrative

Alabama Power

Alkalinity

Gaston Ash Pond

WMWGASAP_1287

1. This report consists of all MWs and corresponding Lab IDs listed on the Chain of Custody.
2. Refer to comments on Chain of Custody for information regarding sample receipt.
3. All standards and solutions meet NELAP traceability requirements and were used within their recommended shelf life.

Sample ID	Batch ID	Project ID
BA13427	678034, 678035	WMWGASAP_1287
BA13428	678034, 678035	WMWGASAP_1287
BA13429	678034, 678035	WMWGASAP_1287
BA13430	678034, 678035	WMWGASAP_1287
BA13431	678034, 678035	WMWGASAP_1287
BA13433	678034, 678035	WMWGASAP_1287
BA13434	678034, 678035	WMWGASAP_1287
BA13435	678034, 678035	WMWGASAP_1287
BA13436	678034, 678035	WMWGASAP_1287
BA13706	678034, 678035	WMWGASAP_1287
BA13707	678034, 678035	WMWGASAP_1287
BA13708	678034, 678035	WMWGASAP_1287
BA13709	678034, 678035	WMWGASAP_1287
BA13710	678034, 678035	WMWGASAP_1287
BA13711	678034, 678035	WMWGASAP_1287
BA13712	678034, 678035	WMWGASAP_1287
BA13713	678034, 678035	WMWGASAP_1287
BA13714	678034, 678035	WMWGASAP_1287
BA13715	678034, 678035	WMWGASAP_1287
BA13716	678034, 678035	WMWGASAP_1287
BA13717	678606, 678607	WMWGASAP_1287
BA13718	678606, 678607	WMWGASAP_1287
BA13911	678606, 678607	WMWGASAP_1287
BA13912	678606, 678607	WMWGASAP_1287
BA13913	678606, 678607	WMWGASAP_1287
BA13914	678606, 678607	WMWGASAP_1287
BA13915	678606, 678607	WMWGASAP_1287
BA13917	678606, 678607	WMWGASAP_1287
BA13918	678606, 678607	WMWGASAP_1287
BA14019	678606, 678607	WMWGASAP_1287
BA14020	678606, 678607	WMWGASAP_1287

BA14021	678606, 678607	WMWGASAP_1287
BA14022	678606, 678607	WMWGASAP_1287
BA14023	678606, 678607	WMWGASAP_1287
BA14024	678606, 678607	WMWGASAP_1287
BA14025	678606, 678607	WMWGASAP_1287
BA14026	678606, 678607	WMWGASAP_1287
BA14027	678606, 678607	WMWGASAP_1287
BA14028	678606, 678607	WMWGASAP_1287
BA14029	678606, 678607	WMWGASAP_1287
BA14030	678608, 678609	WMWGASAP_1287
BA14031	678608, 678609	WMWGASAP_1287
BA14034	678608, 678609	WMWGASAP_1287

4. All of the above samples were analyzed by Standard Method 2320B.
5. All samples were analyzed within the established hold times.
6. All in house quality control procedures were followed, as described below.

General Quality Control Procedures:

- An initial pH check was analyzed with each batch. The acceptance criteria were met.
- A final pH check was analyzed with each batch. The acceptance criteria were met.
- An alkalinity laboratory control sample was analyzed with each batch. Range criteria of within 10% of true value was met.
- An alkalinity sample duplicate was analyzed with each batch. Precision criteria less than 10 RPD was met.

Alabama Power
General Test Laboratory
744 County Road 87, GSC #8
Calera, AL 35040

Certificate Of Analysis

Alabama Power

Description: Gaston Ash Pond - MW-27

Location Code: WMWGASAP
Collected: 7/21/20 09:50
Customer ID:
Submittal Date: 7/21/20 16:12

Laboratory ID Number: BA13427

Name	Prepared	Analyzed	Vio Spec	DF	Results	Units	MDL	RL	Q
Analytical Method: EPA 200.7	***Analyst: RDA***				***Preparation Method: EPA 1638***				
* Boron, Total	7/27/20 09:09	7/28/20 10:34		1.015	0.658	mg/L	0.03	0.1	
* Calcium, Total	7/27/20 09:09	7/28/20 12:44		10.15	54.3	mg/L	1.015	5.075	
* Iron, Total	7/27/20 09:09	7/28/20 10:34		1.015	Not Detected	mg/L	0.02	0.05	U
* Lithium, Total	7/27/20 09:09	7/28/20 10:34		1.015	Not Detected	mg/L	0.01	0.02	U
* Magnesium, Total	7/27/20 09:09	7/28/20 10:34		1.015	24.9	mg/L	0.1	0.5	
* Sodium, Total	7/27/20 09:09	7/28/20 10:34		1.015	12.9	mg/L	0.1	0.5	
Analytical Method: EPA 200.7	***Analyst: RDA***								
* Iron, Dissolved	7/27/20 10:40	7/27/20 13:21		1.015	Not Detected	mg/L	0.02	0.05	U
Analytical Method: EPA 200.8	***Analyst: DLJ***				***Preparation Method: EPA 1638***				
* Antimony, Total	7/30/20 08:45	7/30/20 17:14		1.015	Not Detected	mg/L	0.0008	0.003	U
* Arsenic, Total	7/30/20 08:45	7/30/20 17:14		1.015	Not Detected	mg/L	0.001	0.005	U
* Barium, Total	7/30/20 08:45	7/30/20 17:14		1.015	0.0251	mg/L	0.002	0.01	
* Beryllium, Total	7/30/20 08:45	7/30/20 17:14		1.015	Not Detected	mg/L	0.0006	0.003	U
* Cadmium, Total	7/30/20 08:45	7/30/20 17:14		1.015	Not Detected	mg/L	0.0003	0.001	U
* Chromium, Total	7/30/20 08:45	7/30/20 17:14		1.015	Not Detected	mg/L	0.002	0.01	U
* Cobalt, Total	7/30/20 08:45	7/30/20 17:14		1.015	Not Detected	mg/L	0.002	0.005	U
* Lead, Total	7/30/20 08:45	7/30/20 17:14		1.015	Not Detected	mg/L	0.001	0.005	U
* Molybdenum, Total	7/30/20 08:45	7/30/20 17:14		1.015	0.0141	mg/L	0.002	0.01	
* Potassium, Total	7/30/20 08:45	7/30/20 17:14		1.015	1.75	mg/L	0.3	2.5	J
* Manganese, Total	7/30/20 08:45	7/30/20 17:14		1.015	Not Detected	mg/L	0.001	0.005	U
* Selenium, Total	7/30/20 08:45	7/30/20 17:14		1.015	Not Detected	mg/L	0.002	0.01	U
* Thallium, Total	7/30/20 08:45	7/30/20 17:14		1.015	Not Detected	mg/L	0.0002	0.001	U
Analytical Method: EPA 200.8	***Analyst: DLJ***								
* Manganese, Dissolved	7/30/20 11:42	7/30/20 13:58		1.015	Not Detected	mg/L	0.001	0.005	U
Analytical Method: EPA 245.1	***Analyst: ABB***								
* Mercury, Total by CVAA	7/22/20 10:54	7/23/20 12:09		1	Not Detected	mg/L	0.0003	0.0005	U
Analytical Method: SM 2320 B	***Analyst: JAG***								
Alkalinity, Total as CaCO3	7/30/20 10:00	7/30/20 11:30		1	145	mg/L		0.1	
Analytical Method: SM 2540C	***Analyst: TJW***								
* Solids, Dissolved	7/22/20 14:25	7/24/20 10:00		1	288	mg/L		25	

MDL's and RL's are adjusted for sample dilution, as applicable

Comments: The client submitted filtered samples for dissolved analysis, but no MB or LCS were submitted. Therefore, dissolved data is qualified.
LBM 09/01/20

Alabama Power
General Test Laboratory
744 County Road 87, GSC #8
Calera, AL 35040

Certificate Of Analysis

Alabama Power

Description: Gaston Ash Pond - MW-27

Location Code: WMWGASAP
Collected: 7/21/20 09:50
Customer ID:
Submittal Date: 7/21/20 16:12

Laboratory ID Number: BA13427

Name	Prepared	Analyzed	Vio Spec	DF	Results	Units	MDL	RL	Q
Analytical Method: SM 4500CO2 D	***Analyst: JAG***								
Bicarbonate Alkalinity, (calc.)	7/30/20 10:00	7/30/20 11:30		1	145	mg/L			
Carbonate Alkalinity, (calc.)	7/30/20 10:00	7/30/20 11:30		1	0.19	mg/L			
Analytical Method: SM4500Cl E	***Analyst: JCC***								
* Chloride	7/30/20 11:06	7/30/20 11:06		5	35.0	mg/L	2.50	5	
Analytical Method: SM4500F G 2017	***Analyst: JCC***								
* Fluoride	7/31/20 10:30	7/31/20 10:30		1	0.0959	mg/L	0.06	0.1	J
Analytical Method: SM4500SO4 E 2011	***Analyst: JCC***								
* Sulfate	7/22/20 13:35	7/22/20 13:35		4	69.6	mg/L	2.00	4	
Analytical Method: Field Measurements	***Analyst: TJD***								
Conductivity	7/21/20 09:45	7/21/20 09:45			480.27	uS/cm			FA
pH	7/21/20 09:45	7/21/20 09:45			6.90	SU			FA
Temperature	7/21/20 09:45	7/21/20 09:45			20.88	C			FA
Turbidity	7/21/20 09:45	7/21/20 09:45			2.03	NTU			FA

MDL's and RL's are adjusted for sample dilution, as applicable

Comments: The client submitted filtered samples for dissolved analysis, but no MB or LCS were submitted. Therefore, dissolved data is qualified.
LBM 09/01/20

Reported: 9/3/2020
Version: 3.1
COA_CCR

Alabama Power
General Test Laboratory
744 County Road 87, GSC #8
Calera, AL 35040

Batch QC Summary

Alabama Power

Customer Account: WMWGASAP
Sample Date: 7/21/20 09:50
Customer ID:
Delivery Date: 7/21/20 16:12

Description: Gaston Ash Pond - MW-27

Laboratory ID Number: BA13427

Sample	Analysis	Units	MB	MB Limit	Spike	MS	MSD	Standard	Standard Limit	Rec	Rec Limit	Prec	Prec Limit
BA13436	Arsenic, Total	mg/L	0.0000288	0.0001474	0.10	0.113	0.116	0.106	0.085 to 0.115	102	70 to 130	2.62	20
BA13706	Manganese, Dissolved	mg/L	-0.0000204	0.0001474	0.10	0.108	0.107	0.101	0.085 to 0.115	96.2	70 to 130	0.930	20
BA13436	Lithium, Total	mg/L	-0.000328	0.0154	0.20	0.338	0.340	0.201	0.17 to 0.23	106	70 to 130	0.590	20
BA13436	Sodium, Total	mg/L	0.00122	0.044	5.00	47.7	47.7	5.12	4.25 to 5.75	108	70 to 130	0.00	20
BA13436	Selenium, Total	mg/L	0.0000765	0.001	0.10	0.0797	0.0841	0.105	0.085 to 0.115	79.7	70 to 130	5.37	20
BA13436	Beryllium, Total	mg/L	0.0000361	0.00088	0.10	0.102	0.0991	0.101	0.085 to 0.115	102	70 to 130	2.88	20
BA13436	Boron, Total	mg/L	-0.000424	0.0650254	1.00	1.21	1.23	0.985	0.85 to 1.15	96.3	70 to 130	1.64	20
BA13436	Calcium, Total	mg/L	0.00728	0.1518	5.00	51.9	51.9	5.17	4.25 to 5.75	102	70 to 130	0.00	20
BA13436	Mercury, Total by CVAA	mg/L	0.0000279	0.0005	0.004	0.00340	0.00335	0.00370	0.0034 to 0.0046	85.0	70 to 130	1.48	20
BA13436	Molybdenum, Total	mg/L	0.0000288	0.0001474	0.10	0.130	0.128	0.102	0.085 to 0.115	99.4	70 to 130	1.55	20
BA13436	Thallium, Total	mg/L	0.00000059	0.0001474	0.10	0.108	0.106	0.109	0.085 to 0.115	108	70 to 130	1.87	20
BA13436	Barium, Total	mg/L	-0.00000661	0.0002	0.10	0.163	0.160	0.103	0.085 to 0.115	97.6	70 to 130	1.86	20
BA13436	Cobalt, Total	mg/L	0.0000211	0.0001474	0.10	0.102	0.0996	0.106	0.085 to 0.115	102	70 to 130	2.38	20
BA13436	Iron, Total	mg/L	-0.000302	0.0176	0.2	0.326	0.329	0.205	0.17 to 0.23	98.5	70 to 130	0.916	20
BA13436	Antimony, Total	mg/L	0.000178	0.001	0.10	0.0988	0.0985	0.0992	0.085 to 0.115	98.8	70 to 130	0.304	20
BA13436	Cadmium, Total	mg/L	0.00000	0.0001474	0.10	0.0978	0.0963	0.104	0.085 to 0.115	97.8	70 to 130	1.55	20
BA13436	Potassium, Total	mg/L	-0.00382	0.3674	10.0	16.4	16.0	10.2	8.5 to 11.5	102	70 to 130	2.47	20
BA13436	Magnesium, Total	mg/L	0.00495	0.0462	5.00	28.7	28.5	5.14	4.25 to 5.75	110	70 to 130	0.699	20
BA13436	Manganese, Total	mg/L	0.0000706	0.0001474	0.10	0.238	0.233	0.101	0.085 to 0.115	97.0	70 to 130	2.12	20
BA13436	Lead, Total	mg/L	0.00000672	0.0001474	0.10	0.104	0.105	0.107	0.085 to 0.115	104	70 to 130	0.957	20
BA13706	Iron, Dissolved	mg/L	-0.000688	0.0176	0.2	0.554	0.559	0.201	0.17 to 0.23	99.5	70 to 130	0.898	20
BA13436	Chromium, Total	mg/L	-0.0000129	0.00044	0.10	0.101	0.0987	0.104	0.085 to 0.115	101	70 to 130	2.30	20

Comments: The client submitted filtered samples for dissolved analysis, but no MB or LCS were submitted. Therefore, dissolved data is qualified.
LBM 09/01/20

Reported: 9/3/2020
Version: 3.1
COA_CCR

Alabama Power
General Test Laboratory
744 County Road 87, GSC #8
Calera, AL 35040

Alabama Power

Batch QC Summary

Customer Account: WMWGASAP
Sample Date: 7/21/20 09:50
Customer ID:
Delivery Date: 7/21/20 16:12

Description: Gaston Ash Pond - MW-27

Laboratory ID Number: BA13427

Sample	Analysis	Units	MB	MB Limit	Spike	MS	Sample Duplicate	Standard	Standard Limit	Rec	Rec Limit	Prec	Prec Limit
BA13436	Sulfate	mg/L	-0.522	0.50	20.0	46.0	24.3	20.4	18 to 22	108	80 to 120	0.411	20
BA13716	Alkalinity, Total as CaCO3	mg/L					128	49.3	45.0 to 55.0			0.00	10
BA13433	Solids, Dissolved	mg/L	-1.00	25			892	51.0	40 to 60			0.224	5
BA13436	Chloride	mg/L	0.0111	0.50	50.0	76.7	26.2	10.6	9 to 11	98.0	80 to 120	5.57	20
BA13436	Fluoride	mg/L	0.0292	0.05	2.50	2.89	0.318	2.63	2.25 to 2.75	103	80 to 120	1.58	20

Comments: The client submitted filtered samples for dissolved analysis, but no MB or LCS were submitted. Therefore, dissolved data is qualified.
LBM 09/01/20

Reported: 9/3/2020
Version: 3.1
COA_CCR

Alabama Power
General Test Laboratory
744 County Road 87, GSC #8
Calera, AL 35040

Certificate Of Analysis

Alabama Power

Description: Gaston Ash Pond - MW-23D

Location Code: WMWGASAP
Collected: 7/21/20 11:50
Customer ID:
Submittal Date: 7/21/20 16:12

Laboratory ID Number: BA13428

Name	Prepared	Analyzed	Vio Spec	DF	Results	Units	MDL	RL	Q
Analytical Method: EPA 200.7	***Analyst: RDA***				***Preparation Method: EPA 1638***				
* Boron, Total	7/27/20 09:09	7/28/20 10:37		1.015	1.42	mg/L	0.03	0.1	
* Calcium, Total	7/27/20 09:09	7/28/20 10:37		1.015	37.8	mg/L	0.1	0.5	
* Iron, Total	7/27/20 09:09	7/28/20 10:37		1.015	Not Detected	mg/L	0.02	0.05	U
* Lithium, Total	7/27/20 09:09	7/28/20 10:37		1.015	Not Detected	mg/L	0.01	0.02	U
* Magnesium, Total	7/27/20 09:09	7/28/20 12:47		10.15	43.5	mg/L	1.015	5.075	
* Sodium, Total	7/27/20 09:09	7/28/20 10:37		1.015	24.0	mg/L	0.1	0.5	
Analytical Method: EPA 200.7	***Analyst: RDA***								
* Iron, Dissolved	7/27/20 10:40	7/27/20 13:24		1.015	Not Detected	mg/L	0.02	0.05	U
Analytical Method: EPA 200.8	***Analyst: DLJ***				***Preparation Method: EPA 1638***				
* Antimony, Total	7/30/20 08:45	7/31/20 09:06		1.015	Not Detected	mg/L	0.0008	0.003	U
* Arsenic, Total	7/30/20 08:45	7/31/20 09:06		1.015	0.00175	mg/L	0.001	0.005	J
* Barium, Total	7/30/20 08:45	7/31/20 09:06		1.015	0.0336	mg/L	0.002	0.01	
* Beryllium, Total	7/30/20 08:45	7/31/20 09:06		1.015	Not Detected	mg/L	0.0006	0.003	U
* Cadmium, Total	7/30/20 08:45	7/31/20 09:06		1.015	Not Detected	mg/L	0.0003	0.001	U
* Chromium, Total	7/30/20 08:45	7/31/20 09:06		1.015	Not Detected	mg/L	0.002	0.01	U
* Cobalt, Total	7/30/20 08:45	7/31/20 09:06		1.015	Not Detected	mg/L	0.002	0.005	U
* Lead, Total	7/30/20 08:45	7/31/20 09:06		1.015	Not Detected	mg/L	0.001	0.005	U
* Molybdenum, Total	7/30/20 08:45	7/31/20 09:06		1.015	0.00231	mg/L	0.002	0.01	J
* Potassium, Total	7/30/20 08:45	7/31/20 09:06		1.015	3.82	mg/L	0.3	2.5	
* Manganese, Total	7/30/20 08:45	7/31/20 09:06		1.015	0.00632	mg/L	0.001	0.005	
* Selenium, Total	7/30/20 08:45	7/31/20 09:06		1.015	Not Detected	mg/L	0.002	0.01	U
* Thallium, Total	7/30/20 08:45	7/31/20 09:06		1.015	Not Detected	mg/L	0.0002	0.001	U
Analytical Method: EPA 200.8	***Analyst: DLJ***								
* Manganese, Dissolved	7/30/20 11:42	7/30/20 14:01		1.015	0.00695	mg/L	0.001	0.005	
Analytical Method: EPA 245.1	***Analyst: ABB***								
* Mercury, Total by CVAA	7/22/20 10:54	7/23/20 12:12		1	Not Detected	mg/L	0.0003	0.0005	U
Analytical Method: SM 2320 B	***Analyst: JAG***								
Alkalinity, Total as CaCO3	7/30/20 10:00	7/30/20 11:30		1	187	mg/L		0.1	
Analytical Method: SM 2540C	***Analyst: TJW***								
* Solids, Dissolved	7/22/20 14:25	7/24/20 10:00		1	331	mg/L		25	

MDL's and RL's are adjusted for sample dilution, as applicable

Comments: The client submitted filtered samples for dissolved analysis, but no MB or LCS were submitted. Therefore, dissolved data is qualified.
LBM 09/01/20

Alabama Power
General Test Laboratory
744 County Road 87, GSC #8
Calera, AL 35040

Certificate Of Analysis

Alabama Power

Description: Gaston Ash Pond - MW-23D

Location Code: WMWGASAP
Collected: 7/21/20 11:50
Customer ID:
Submittal Date: 7/21/20 16:12

Laboratory ID Number: BA13428

Name	Prepared	Analyzed	Vio Spec	DF	Results	Units	MDL	RL	Q
Analytical Method: SM 4500CO2 D	***Analyst: JAG***								
Bicarbonate Alkalinity, (calc.)	7/30/20 10:00	7/30/20 11:30		1	185	mg/L			
Carbonate Alkalinity, (calc.)	7/30/20 10:00	7/30/20 11:30		1	1.66	mg/L			
Analytical Method: SM4500Cl E	***Analyst: JCC***								
* Chloride	7/30/20 11:07	7/30/20 11:07		8	65.3	mg/L	4.00	8	
Analytical Method: SM4500F G 2017	***Analyst: JCC***								
* Fluoride	7/31/20 10:31	7/31/20 10:31		1	0.0713	mg/L	0.06	0.1	J
Analytical Method: SM4500SO4 E 2011	***Analyst: JCC***								
* Sulfate	7/22/20 13:36	7/22/20 13:36		4	51.1	mg/L	2.00	4	
Analytical Method: Field Measurements	***Analyst: TJD***								
Conductivity	7/21/20 11:45	7/21/20 11:45			620.98	uS/cm			FA
pH	7/21/20 11:45	7/21/20 11:45			7.63	SU			FA
Temperature	7/21/20 11:45	7/21/20 11:45			23.58	C			FA
Turbidity	7/21/20 11:45	7/21/20 11:45			2.27	NTU			FA

MDL's and RL's are adjusted for sample dilution, as applicable

Comments: The client submitted filtered samples for dissolved analysis, but no MB or LCS were submitted. Therefore, dissolved data is qualified.
LBM 09/01/20

Reported: 9/3/2020
Version: 3.1
COA_CCR

Alabama Power
General Test Laboratory
744 County Road 87, GSC #8
Calera, AL 35040

Batch QC Summary

Alabama Power

Customer Account: WMWGASAP
Sample Date: 7/21/20 11:50
Customer ID:
Delivery Date: 7/21/20 16:12

Description: Gaston Ash Pond - MW-23D

Laboratory ID Number: BA13428

Sample	Analysis	Units	MB	MB Limit	Spike	MS	MSD	Standard	Standard Limit	Rec	Rec Limit	Prec	Prec Limit
BA13436	Chromium, Total	mg/L	-0.0000129	0.00044	0.10	0.101	0.0987	0.104	0.085 to 0.115	101	70 to 130	2.30	20
BA13436	Molybdenum, Total	mg/L	0.0000288	0.0001474	0.10	0.130	0.128	0.102	0.085 to 0.115	99.4	70 to 130	1.55	20
BA13436	Thallium, Total	mg/L	0.00000059	0.0001474	0.10	0.108	0.106	0.109	0.085 to 0.115	108	70 to 130	1.87	20
BA13436	Arsenic, Total	mg/L	0.0000288	0.0001474	0.10	0.113	0.116	0.106	0.085 to 0.115	102	70 to 130	2.62	20
BA13706	Manganese, Dissolved	mg/L	-0.0000204	0.0001474	0.10	0.108	0.107	0.101	0.085 to 0.115	96.2	70 to 130	0.930	20
BA13436	Lithium, Total	mg/L	-0.000328	0.0154	0.20	0.338	0.340	0.201	0.17 to 0.23	106	70 to 130	0.590	20
BA13436	Sodium, Total	mg/L	0.00122	0.044	5.00	47.7	47.7	5.12	4.25 to 5.75	108	70 to 130	0.00	20
BA13436	Selenium, Total	mg/L	0.0000765	0.001	0.10	0.0797	0.0841	0.105	0.085 to 0.115	79.7	70 to 130	5.37	20
BA13436	Beryllium, Total	mg/L	0.0000361	0.00088	0.10	0.102	0.0991	0.101	0.085 to 0.115	102	70 to 130	2.88	20
BA13436	Boron, Total	mg/L	-0.000424	0.0650254	1.00	1.21	1.23	0.985	0.85 to 1.15	96.3	70 to 130	1.64	20
BA13436	Calcium, Total	mg/L	0.00728	0.1518	5.00	51.9	51.9	5.17	4.25 to 5.75	102	70 to 130	0.00	20
BA13436	Mercury, Total by CVAA	mg/L	0.0000279	0.0005	0.004	0.00340	0.00335	0.00370	0.0034 to 0.0046	85.0	70 to 130	1.48	20
BA13436	Cadmium, Total	mg/L	0.00000	0.0001474	0.10	0.0978	0.0963	0.104	0.085 to 0.115	97.8	70 to 130	1.55	20
BA13436	Potassium, Total	mg/L	-0.00382	0.3674	10.0	16.4	16.0	10.2	8.5 to 11.5	102	70 to 130	2.47	20
BA13436	Magnesium, Total	mg/L	0.00495	0.0462	5.00	28.7	28.5	5.14	4.25 to 5.75	110	70 to 130	0.699	20
BA13436	Manganese, Total	mg/L	0.0000706	0.0001474	0.10	0.238	0.233	0.101	0.085 to 0.115	97.0	70 to 130	2.12	20
BA13436	Lead, Total	mg/L	0.00000672	0.0001474	0.10	0.104	0.105	0.107	0.085 to 0.115	104	70 to 130	0.957	20
BA13706	Iron, Dissolved	mg/L	-0.000688	0.0176	0.2	0.554	0.559	0.201	0.17 to 0.23	99.5	70 to 130	0.898	20
BA13436	Barium, Total	mg/L	-0.00000661	0.0002	0.10	0.163	0.160	0.103	0.085 to 0.115	97.6	70 to 130	1.86	20
BA13436	Cobalt, Total	mg/L	0.0000211	0.0001474	0.10	0.102	0.0996	0.106	0.085 to 0.115	102	70 to 130	2.38	20
BA13436	Iron, Total	mg/L	-0.000302	0.0176	0.2	0.326	0.329	0.205	0.17 to 0.23	98.5	70 to 130	0.916	20
BA13436	Antimony, Total	mg/L	0.000178	0.001	0.10	0.0988	0.0985	0.0992	0.085 to 0.115	98.8	70 to 130	0.304	20

Comments: The client submitted filtered samples for dissolved analysis, but no MB or LCS were submitted. Therefore, dissolved data is qualified.
LBM 09/01/20

Reported: 9/3/2020
Version: 3.1
COA_CCR

Alabama Power
General Test Laboratory
744 County Road 87, GSC #8
Calera, AL 35040

Alabama Power

Batch QC Summary

Customer Account: WMWGASAP
Sample Date: 7/21/20 11:50
Customer ID:
Delivery Date: 7/21/20 16:12

Description: Gaston Ash Pond - MW-23D

Laboratory ID Number: BA13428

Sample	Analysis	Units	MB	MB Limit	Spike	MS	Sample Duplicate	Standard	Standard Limit	Rec	Rec Limit	Prec	Prec Limit
BA13716	Alkalinity, Total as CaCO3	mg/L					128	49.3	45.0 to 55.0			0.00	10
BA13433	Solids, Dissolved	mg/L	-1.00	25			892	51.0	40 to 60			0.224	5
BA13436	Sulfate	mg/L	-0.522	0.50	20.0	46.0	24.3	20.4	18 to 22	108	80 to 120	0.411	20
BA13436	Chloride	mg/L	0.0111	0.50	50.0	76.7	26.2	10.6	9 to 11	98.0	80 to 120	5.57	20
BA13436	Fluoride	mg/L	0.0292	0.05	2.50	2.89	0.318	2.63	2.25 to 2.75	103	80 to 120	1.58	20

Comments: The client submitted filtered samples for dissolved analysis, but no MB or LCS were submitted. Therefore, dissolved data is qualified.
LBM 09/01/20

Reported: 9/3/2020
Version: 3.1
COA_CCR

Alabama Power
General Test Laboratory
744 County Road 87, GSC #8
Calera, AL 35040

Certificate Of Analysis

Alabama Power

Description: Gaston Ash Pond - MW-23S

Location Code: WMWGASAP
Collected: 7/21/20 13:00
Customer ID:
Submittal Date: 7/21/20 16:12

Laboratory ID Number: BA13429

Name	Prepared	Analyzed	Vio Spec	DF	Results	Units	MDL	RL	Q
Analytical Method: EPA 200.7	***Analyst: RDA***				***Preparation Method: EPA 1638***				
* Boron, Total	7/27/20 09:09	7/28/20 10:40		1.015	0.743	mg/L	0.03	0.1	
* Calcium, Total	7/27/20 09:09	7/28/20 12:50		10.15	64.2	mg/L	1.015	5.075	
* Iron, Total	7/27/20 09:09	7/28/20 10:40		1.015	Not Detected	mg/L	0.02	0.05	U
* Lithium, Total	7/27/20 09:09	7/28/20 10:40		1.015	Not Detected	mg/L	0.01	0.02	U
* Magnesium, Total	7/27/20 09:09	7/28/20 10:40		1.015	29.3	mg/L	0.1	0.5	
* Sodium, Total	7/27/20 09:09	7/28/20 10:40		1.015	13.4	mg/L	0.1	0.5	
Analytical Method: EPA 200.7	***Analyst: RDA***								
* Iron, Dissolved	7/27/20 10:40	7/27/20 13:26		1.015	Not Detected	mg/L	0.02	0.05	U
Analytical Method: EPA 200.8	***Analyst: DLJ***				***Preparation Method: EPA 1638***				
* Antimony, Total	7/30/20 08:45	7/30/20 17:19		1.015	Not Detected	mg/L	0.0008	0.003	U
* Arsenic, Total	7/30/20 08:45	7/30/20 17:19		1.015	Not Detected	mg/L	0.001	0.005	U
* Barium, Total	7/30/20 08:45	7/30/20 17:19		1.015	0.0312	mg/L	0.002	0.01	
* Beryllium, Total	7/30/20 08:45	7/30/20 17:19		1.015	Not Detected	mg/L	0.0006	0.003	U
* Cadmium, Total	7/30/20 08:45	7/30/20 17:19		1.015	Not Detected	mg/L	0.0003	0.001	U
* Chromium, Total	7/30/20 08:45	7/30/20 17:19		1.015	Not Detected	mg/L	0.002	0.01	U
* Cobalt, Total	7/30/20 08:45	7/30/20 17:19		1.015	Not Detected	mg/L	0.002	0.005	U
* Lead, Total	7/30/20 08:45	7/30/20 17:19		1.015	Not Detected	mg/L	0.001	0.005	U
* Molybdenum, Total	7/30/20 08:45	7/30/20 17:19		1.015	0.0181	mg/L	0.002	0.01	
* Potassium, Total	7/30/20 08:45	7/30/20 17:19		1.015	1.18	mg/L	0.3	2.5	J
* Manganese, Total	7/30/20 08:45	7/30/20 17:19		1.015	0.00983	mg/L	0.001	0.005	
* Selenium, Total	7/30/20 08:45	7/30/20 17:19		1.015	Not Detected	mg/L	0.002	0.01	U
* Thallium, Total	7/30/20 08:45	7/30/20 17:19		1.015	Not Detected	mg/L	0.0002	0.001	U
Analytical Method: EPA 200.8	***Analyst: DLJ***								
* Manganese, Dissolved	7/30/20 11:42	7/30/20 14:03		1.015	0.00863	mg/L	0.001	0.005	
Analytical Method: EPA 245.1	***Analyst: ABB***								
* Mercury, Total by CVAA	7/22/20 10:54	7/23/20 12:14		1	Not Detected	mg/L	0.0003	0.0005	U
Analytical Method: SM 2320 B	***Analyst: JAG***								
Alkalinity, Total as CaCO3	7/30/20 10:00	7/30/20 11:30		1	179	mg/L		0.1	
Analytical Method: SM 2540C	***Analyst: TJW***								
* Solids, Dissolved	7/22/20 14:25	7/24/20 10:00		1	318	mg/L		25	

MDL's and RL's are adjusted for sample dilution, as applicable

Comments: The client submitted filtered samples for dissolved analysis, but no MB or LCS were submitted. Therefore, dissolved data is qualified.
LBM 09/01/20

Alabama Power
General Test Laboratory
744 County Road 87, GSC #8
Calera, AL 35040

Certificate Of Analysis

Alabama Power

Description: Gaston Ash Pond - MW-23S

Location Code: WMWGASAP
Collected: 7/21/20 13:00
Customer ID:
Submittal Date: 7/21/20 16:12

Laboratory ID Number: BA13429

Name	Prepared	Analyzed	Vio Spec	DF	Results	Units	MDL	RL	Q
Analytical Method: SM 4500CO2 D	***Analyst: JAG***								
Bicarbonate Alkalinity, (calc.)	7/30/20 10:00	7/30/20 11:30		1	179	mg/L			
Carbonate Alkalinity, (calc.)	7/30/20 10:00	7/30/20 11:30		1	0.39	mg/L			
Analytical Method: SM4500Cl E	***Analyst: JCC***								
* Chloride	7/30/20 11:08	7/30/20 11:08		5	45.0	mg/L	2.50	5	
Analytical Method: SM4500F G 2017	***Analyst: JCC***								
* Fluoride	7/31/20 10:32	7/31/20 10:32		1	0.0903	mg/L	0.06	0.1	J
Analytical Method: SM4500SO4 E 2011	***Analyst: JCC***								
* Sulfate	7/22/20 13:38	7/22/20 13:38		4	59.8	mg/L	2.00	4	
Analytical Method: Field Measurements	***Analyst: TJD***								
Conductivity	7/21/20 12:56	7/21/20 12:56			550.30	uS/cm			FA
pH	7/21/20 12:56	7/21/20 12:56			7.28	SU			FA
Temperature	7/21/20 12:56	7/21/20 12:56			22.33	C			FA
Turbidity	7/21/20 12:56	7/21/20 12:56			2.26	NTU			FA

MDL's and RL's are adjusted for sample dilution, as applicable

Comments: The client submitted filtered samples for dissolved analysis, but no MB or LCS were submitted. Therefore, dissolved data is qualified.
LBM 09/01/20

Reported: 9/3/2020
Version: 3.1
COA_CCR

Alabama Power
General Test Laboratory
744 County Road 87, GSC #8
Calera, AL 35040

Batch QC Summary

Alabama Power

Customer Account: WMWGASAP
Sample Date: 7/21/20 13:00
Customer ID:
Delivery Date: 7/21/20 16:12

Description: Gaston Ash Pond - MW-23S

Laboratory ID Number: BA13429

Sample	Analysis	Units	MB	MB Limit	Spike	MS	MSD	Standard	Standard Limit	Rec	Rec Limit	Prec	Prec Limit
BA13436	Chromium, Total	mg/L	-0.0000129	0.00044	0.10	0.101	0.0987	0.104	0.085 to 0.115	101	70 to 130	2.30	20
BA13436	Molybdenum, Total	mg/L	0.0000288	0.0001474	0.10	0.130	0.128	0.102	0.085 to 0.115	99.4	70 to 130	1.55	20
BA13436	Thallium, Total	mg/L	0.00000059	0.0001474	0.10	0.108	0.106	0.109	0.085 to 0.115	108	70 to 130	1.87	20
BA13436	Lithium, Total	mg/L	-0.000328	0.0154	0.20	0.338	0.340	0.201	0.17 to 0.23	106	70 to 130	0.590	20
BA13436	Sodium, Total	mg/L	0.00122	0.044	5.00	47.7	47.7	5.12	4.25 to 5.75	108	70 to 130	0.00	20
BA13436	Selenium, Total	mg/L	0.0000765	0.001	0.10	0.0797	0.0841	0.105	0.085 to 0.115	79.7	70 to 130	5.37	20
BA13436	Arsenic, Total	mg/L	0.0000288	0.0001474	0.10	0.113	0.116	0.106	0.085 to 0.115	102	70 to 130	2.62	20
BA13706	Manganese, Dissolved	mg/L	-0.0000204	0.0001474	0.10	0.108	0.107	0.101	0.085 to 0.115	96.2	70 to 130	0.930	20
BA13436	Beryllium, Total	mg/L	0.0000361	0.00088	0.10	0.102	0.0991	0.101	0.085 to 0.115	102	70 to 130	2.88	20
BA13436	Boron, Total	mg/L	-0.000424	0.0650254	1.00	1.21	1.23	0.985	0.85 to 1.15	96.3	70 to 130	1.64	20
BA13436	Calcium, Total	mg/L	0.00728	0.1518	5.00	51.9	51.9	5.17	4.25 to 5.75	102	70 to 130	0.00	20
BA13436	Mercury, Total by CVAA	mg/L	0.0000279	0.0005	0.004	0.00340	0.00335	0.00370	0.0034 to 0.0046	85.0	70 to 130	1.48	20
BA13436	Barium, Total	mg/L	-0.00000661	0.0002	0.10	0.163	0.160	0.103	0.085 to 0.115	97.6	70 to 130	1.86	20
BA13436	Cobalt, Total	mg/L	0.0000211	0.0001474	0.10	0.102	0.0996	0.106	0.085 to 0.115	102	70 to 130	2.38	20
BA13436	Iron, Total	mg/L	-0.000302	0.0176	0.2	0.326	0.329	0.205	0.17 to 0.23	98.5	70 to 130	0.916	20
BA13436	Antimony, Total	mg/L	0.000178	0.001	0.10	0.0988	0.0985	0.0992	0.085 to 0.115	98.8	70 to 130	0.304	20
BA13436	Cadmium, Total	mg/L	0.00000	0.0001474	0.10	0.0978	0.0963	0.104	0.085 to 0.115	97.8	70 to 130	1.55	20
BA13436	Potassium, Total	mg/L	-0.00382	0.3674	10.0	16.4	16.0	10.2	8.5 to 11.5	102	70 to 130	2.47	20
BA13436	Magnesium, Total	mg/L	0.00495	0.0462	5.00	28.7	28.5	5.14	4.25 to 5.75	110	70 to 130	0.699	20
BA13436	Manganese, Total	mg/L	0.0000706	0.0001474	0.10	0.238	0.233	0.101	0.085 to 0.115	97.0	70 to 130	2.12	20
BA13436	Lead, Total	mg/L	0.00000672	0.0001474	0.10	0.104	0.105	0.107	0.085 to 0.115	104	70 to 130	0.957	20
BA13706	Iron, Dissolved	mg/L	-0.000688	0.0176	0.2	0.554	0.559	0.201	0.17 to 0.23	99.5	70 to 130	0.898	20

Comments: The client submitted filtered samples for dissolved analysis, but no MB or LCS were submitted. Therefore, dissolved data is qualified.
LBM 09/01/20

Reported: 9/3/2020
Version: 3.1
COA_CCR

Alabama Power
General Test Laboratory
744 County Road 87, GSC #8
Calera, AL 35040

Alabama Power

Batch QC Summary

Customer Account: WMWGASAP
Sample Date: 7/21/20 13:00
Customer ID:
Delivery Date: 7/21/20 16:12

Description: Gaston Ash Pond - MW-23S

Laboratory ID Number: BA13429

Sample	Analysis	Units	MB	MB Limit	Spike	MS	Sample Duplicate	Standard	Standard Limit	Rec	Rec Limit	Prec	Prec Limit
BA13436	Sulfate	mg/L	-0.522	0.50	20.0	46.0	24.3	20.4	18 to 22	108	80 to 120	0.411	20
BA13716	Alkalinity, Total as CaCO3	mg/L					128	49.3	45.0 to 55.0			0.00	10
BA13433	Solids, Dissolved	mg/L	-1.00	25			892	51.0	40 to 60			0.224	5
BA13436	Chloride	mg/L	0.0111	0.50	50.0	76.7	26.2	10.6	9 to 11	98.0	80 to 120	5.57	20
BA13436	Fluoride	mg/L	0.0292	0.05	2.50	2.89	0.318	2.63	2.25 to 2.75	103	80 to 120	1.58	20

Comments: The client submitted filtered samples for dissolved analysis, but no MB or LCS were submitted. Therefore, dissolved data is qualified.
LBM 09/01/20

Reported: 9/3/2020
Version: 3.1
COA_CCR

Alabama Power
General Test Laboratory
744 County Road 87, GSC #8
Calera, AL 35040

Certificate Of Analysis

Alabama Power

Description: Gaston Ash Pond - MW-37V

Location Code: WMWGASAP
Collected: 7/20/20 10:57
Customer ID:
Submittal Date: 7/21/20 16:13

Laboratory ID Number: BA13430

Name	Prepared	Analyzed	Vio Spec	DF	Results	Units	MDL	RL	Q
Analytical Method: EPA 200.7	***Analyst: RDA***				***Preparation Method: EPA 1638***				
* Boron, Total	7/27/20 09:09	7/28/20 10:43		1.015	0.393	mg/L	0.03	0.1	
* Calcium, Total	7/27/20 09:09	7/28/20 10:43		1.015	40.6	mg/L	0.1	0.5	
* Iron, Total	7/27/20 09:09	7/28/20 10:43		1.015	0.0350	mg/L	0.02	0.05	J
* Lithium, Total	7/27/20 09:09	7/28/20 10:43		1.015	0.0522	mg/L	0.01	0.02	
* Magnesium, Total	7/27/20 09:09	7/28/20 10:43		1.015	19.7	mg/L	0.1	0.5	
* Sodium, Total	7/27/20 09:09	7/28/20 10:43		1.015	16.2	mg/L	0.1	0.5	
Analytical Method: EPA 200.7	***Analyst: RDA***								
* Iron, Dissolved	7/27/20 10:40	7/27/20 13:29		1.015	0.0263	mg/L	0.02	0.05	J
Analytical Method: EPA 200.8	***Analyst: DLJ***				***Preparation Method: EPA 1638***				
* Antimony, Total	7/30/20 08:45	7/30/20 17:22		1.015	Not Detected	mg/L	0.0008	0.003	U
* Arsenic, Total	7/30/20 08:45	7/30/20 17:22		1.015	0.00169	mg/L	0.001	0.005	J
* Barium, Total	7/30/20 08:45	7/30/20 17:22		1.015	0.0352	mg/L	0.002	0.01	
* Beryllium, Total	7/30/20 08:45	7/30/20 17:22		1.015	Not Detected	mg/L	0.0006	0.003	U
* Cadmium, Total	7/30/20 08:45	7/30/20 17:22		1.015	Not Detected	mg/L	0.0003	0.001	U
* Chromium, Total	7/30/20 08:45	7/30/20 17:22		1.015	Not Detected	mg/L	0.002	0.01	U
* Cobalt, Total	7/30/20 08:45	7/30/20 17:22		1.015	Not Detected	mg/L	0.002	0.005	U
* Lead, Total	7/30/20 08:45	7/30/20 17:22		1.015	Not Detected	mg/L	0.001	0.005	U
* Molybdenum, Total	7/30/20 08:45	7/30/20 17:22		1.015	0.213	mg/L	0.002	0.01	
* Potassium, Total	7/30/20 08:45	7/30/20 17:22		1.015	1.97	mg/L	0.3	2.5	J
* Manganese, Total	7/30/20 08:45	7/30/20 17:22		1.015	0.00344	mg/L	0.001	0.005	J
* Selenium, Total	7/30/20 08:45	7/30/20 17:22		1.015	Not Detected	mg/L	0.002	0.01	U
* Thallium, Total	7/30/20 08:45	7/30/20 17:22		1.015	Not Detected	mg/L	0.0002	0.001	U
Analytical Method: EPA 200.8	***Analyst: DLJ***								
* Manganese, Dissolved	7/30/20 11:42	7/30/20 14:06		1.015	0.00343	mg/L	0.001	0.005	J
Analytical Method: EPA 245.1	***Analyst: ABB***								
* Mercury, Total by CVAA	7/22/20 10:54	7/23/20 12:16		1	Not Detected	mg/L	0.0003	0.0005	U
Analytical Method: SM 2320 B	***Analyst: JAG***								
Alkalinity, Total as CaCO3	7/30/20 10:00	7/30/20 11:30		1	108	mg/L		0.1	
Analytical Method: SM 2540C	***Analyst: TJW***								
* Solids, Dissolved	7/22/20 14:25	7/24/20 10:00		1	252	mg/L		25	

MDL's and RL's are adjusted for sample dilution, as applicable

Comments: The client submitted filtered samples for dissolved analysis, but no MB or LCS were submitted. Therefore, dissolved data is qualified.
LBM 09/01/20

Alabama Power
General Test Laboratory
744 County Road 87, GSC #8
Calera, AL 35040

Certificate Of Analysis

Alabama Power

Description: Gaston Ash Pond - MW-37V

Location Code: WMWGASAP
Collected: 7/20/20 10:57
Customer ID:
Submittal Date: 7/21/20 16:13

Laboratory ID Number: BA13430

Name	Prepared	Analyzed	Vio Spec	DF	Results	Units	MDL	RL	Q
Analytical Method: SM 4500CO2 D	***Analyst: JAG***								
Bicarbonate Alkalinity, (calc.)	7/30/20 10:00	7/30/20 11:30		1	107	mg/L			
Carbonate Alkalinity, (calc.)	7/30/20 10:00	7/30/20 11:30		1	0.76	mg/L			
Analytical Method: SM4500Cl E	***Analyst: JCC***								
* Chloride	7/30/20 11:09	7/30/20 11:09		1	12.4	mg/L	0.50	1	
Analytical Method: SM4500F G 2017	***Analyst: JCC***								
* Fluoride	7/31/20 10:33	7/31/20 10:33		1	0.158	mg/L	0.06	0.1	
Analytical Method: SM4500SO4 E 2011	***Analyst: JCC***								
* Sulfate	7/22/20 13:39	7/22/20 13:39		5	94.9	mg/L	2.50	5	
Analytical Method: Field Measurements	***Analyst: DKG***								
Conductivity	7/20/20 10:54	7/20/20 10:54			410.15	uS/cm			FA
pH	7/20/20 10:54	7/20/20 10:54			7.80	SU			FA
Temperature	7/20/20 10:54	7/20/20 10:54			23.74	C			FA
Turbidity	7/20/20 10:54	7/20/20 10:54			0.67	NTU			FA

MDL's and RL's are adjusted for sample dilution, as applicable

Comments: The client submitted filtered samples for dissolved analysis, but no MB or LCS were submitted. Therefore, dissolved data is qualified.
LBM 09/01/20

Reported: 9/3/2020
Version: 3.1
COA_CCR

Alabama Power
General Test Laboratory
744 County Road 87, GSC #8
Calera, AL 35040

Batch QC Summary

Alabama Power

Customer Account: WMWGASAP
Sample Date: 7/20/20 10:57
Customer ID:
Delivery Date: 7/21/20 16:13

Description: Gaston Ash Pond - MW-37V

Laboratory ID Number: BA13430

Sample	Analysis	Units	MB	MB Limit	Spike	MS	MSD	Standard	Standard Limit	Rec	Rec Limit	Prec	Prec Limit
BA13436	Chromium, Total	mg/L	-0.0000129	0.00044	0.10	0.101	0.0987	0.104	0.085 to 0.115	101	70 to 130	2.30	20
BA13436	Beryllium, Total	mg/L	0.0000361	0.00088	0.10	0.102	0.0991	0.101	0.085 to 0.115	102	70 to 130	2.88	20
BA13436	Boron, Total	mg/L	-0.000424	0.0650254	1.00	1.21	1.23	0.985	0.85 to 1.15	96.3	70 to 130	1.64	20
BA13436	Calcium, Total	mg/L	0.00728	0.1518	5.00	51.9	51.9	5.17	4.25 to 5.75	102	70 to 130	0.00	20
BA13436	Mercury, Total by CVAA	mg/L	0.0000279	0.0005	0.004	0.00340	0.00335	0.00370	0.0034 to 0.0046	85.0	70 to 130	1.48	20
BA13436	Barium, Total	mg/L	-0.00000661	0.0002	0.10	0.163	0.160	0.103	0.085 to 0.115	97.6	70 to 130	1.86	20
BA13436	Cobalt, Total	mg/L	0.0000211	0.0001474	0.10	0.102	0.0996	0.106	0.085 to 0.115	102	70 to 130	2.38	20
BA13436	Iron, Total	mg/L	-0.000302	0.0176	0.2	0.326	0.329	0.205	0.17 to 0.23	98.5	70 to 130	0.916	20
BA13436	Antimony, Total	mg/L	0.000178	0.001	0.10	0.0988	0.0985	0.0992	0.085 to 0.115	98.8	70 to 130	0.304	20
BA13436	Lithium, Total	mg/L	-0.000328	0.0154	0.20	0.338	0.340	0.201	0.17 to 0.23	106	70 to 130	0.590	20
BA13436	Sodium, Total	mg/L	0.00122	0.044	5.00	47.7	47.7	5.12	4.25 to 5.75	108	70 to 130	0.00	20
BA13436	Selenium, Total	mg/L	0.0000765	0.001	0.10	0.0797	0.0841	0.105	0.085 to 0.115	79.7	70 to 130	5.37	20
BA13436	Cadmium, Total	mg/L	0.00000	0.0001474	0.10	0.0978	0.0963	0.104	0.085 to 0.115	97.8	70 to 130	1.55	20
BA13436	Potassium, Total	mg/L	-0.00382	0.3674	10.0	16.4	16.0	10.2	8.5 to 11.5	102	70 to 130	2.47	20
BA13436	Magnesium, Total	mg/L	0.00495	0.0462	5.00	28.7	28.5	5.14	4.25 to 5.75	110	70 to 130	0.699	20
BA13436	Manganese, Total	mg/L	0.0000706	0.0001474	0.10	0.238	0.233	0.101	0.085 to 0.115	97.0	70 to 130	2.12	20
BA13436	Lead, Total	mg/L	0.00000672	0.0001474	0.10	0.104	0.105	0.107	0.085 to 0.115	104	70 to 130	0.957	20
BA13706	Iron, Dissolved	mg/L	-0.000688	0.0176	0.2	0.554	0.559	0.201	0.17 to 0.23	99.5	70 to 130	0.898	20
BA13436	Arsenic, Total	mg/L	0.0000288	0.0001474	0.10	0.113	0.116	0.106	0.085 to 0.115	102	70 to 130	2.62	20
BA13706	Manganese, Dissolved	mg/L	-0.0000204	0.0001474	0.10	0.108	0.107	0.101	0.085 to 0.115	96.2	70 to 130	0.930	20
BA13436	Molybdenum, Total	mg/L	0.0000288	0.0001474	0.10	0.130	0.128	0.102	0.085 to 0.115	99.4	70 to 130	1.55	20
BA13436	Thallium, Total	mg/L	0.00000059	0.0001474	0.10	0.108	0.106	0.109	0.085 to 0.115	108	70 to 130	1.87	20

Comments: The client submitted filtered samples for dissolved analysis, but no MB or LCS were submitted. Therefore, dissolved data is qualified.
LBM 09/01/20

Reported: 9/3/2020
Version: 3.1
COA_CCR

Alabama Power
General Test Laboratory
744 County Road 87, GSC #8
Calera, AL 35040

Alabama Power

Batch QC Summary

Customer Account: WMWGASAP
Sample Date: 7/20/20 10:57
Customer ID:
Delivery Date: 7/21/20 16:13

Description: Gaston Ash Pond - MW-37V

Laboratory ID Number: BA13430

Sample	Analysis	Units	MB	MB Limit	Spike	MS	Sample Duplicate	Standard	Standard Limit	Rec	Rec Limit	Prec	Prec Limit
BA13436	Sulfate	mg/L	-0.522	0.50	20.0	46.0	24.3	20.4	18 to 22	108	80 to 120	0.411	20
BA13716	Alkalinity, Total as CaCO3	mg/L					128	49.3	45.0 to 55.0			0.00	10
BA13433	Solids, Dissolved	mg/L	-1.00	25			892	51.0	40 to 60			0.224	5
BA13436	Chloride	mg/L	0.0111	0.50	50.0	76.7	26.2	10.6	9 to 11	98.0	80 to 120	5.57	20
BA13436	Fluoride	mg/L	0.0292	0.05	2.50	2.89	0.318	2.63	2.25 to 2.75	103	80 to 120	1.58	20

Comments: The client submitted filtered samples for dissolved analysis, but no MB or LCS were submitted. Therefore, dissolved data is qualified.
LBM 09/01/20

Reported: 9/3/2020
Version: 3.1
COA_CCR

Alabama Power
General Test Laboratory
744 County Road 87, GSC #8
Calera, AL 35040

Certificate Of Analysis

Alabama Power

Description: Gaston Ash Pond - MW-32V

Location Code: WMWGASAP
Collected: 7/20/20 12:21
Customer ID:
Submittal Date: 7/21/20 16:13

Laboratory ID Number: BA13431

Name	Prepared	Analyzed	Vio Spec	DF	Results	Units	MDL	RL	Q
Analytical Method: EPA 200.7	***Analyst: RDA***				***Preparation Method: EPA 1638***				
* Boron, Total	7/27/20 09:09	7/28/20 10:46		1.015	0.369	mg/L	0.03	0.1	
* Calcium, Total	7/27/20 09:09	7/28/20 12:53		10.15	69.3	mg/L	1.015	5.075	
* Iron, Total	7/27/20 09:09	7/28/20 10:46		1.015	0.0826	mg/L	0.02	0.05	
* Lithium, Total	7/27/20 09:09	7/28/20 10:46		1.015	0.0659	mg/L	0.01	0.02	
* Magnesium, Total	7/27/20 09:09	7/28/20 10:46		1.015	26.4	mg/L	0.1	0.5	
* Sodium, Total	7/27/20 09:09	7/28/20 12:53		10.15	69.2	mg/L	1.015	5.075	
Analytical Method: EPA 200.7	***Analyst: RDA***								
* Iron, Dissolved	7/27/20 10:40	7/27/20 13:32		1.015	0.0733	mg/L	0.02	0.05	
Analytical Method: EPA 200.8	***Analyst: DLJ***				***Preparation Method: EPA 1638***				
* Antimony, Total	7/30/20 08:45	7/30/20 17:25		1.015	Not Detected	mg/L	0.0008	0.003	U
* Arsenic, Total	7/30/20 08:45	7/30/20 17:25		1.015	Not Detected	mg/L	0.001	0.005	U
* Barium, Total	7/30/20 08:45	7/30/20 17:25		1.015	0.0555	mg/L	0.002	0.01	
* Beryllium, Total	7/30/20 08:45	7/30/20 17:25		1.015	Not Detected	mg/L	0.0006	0.003	U
* Cadmium, Total	7/30/20 08:45	7/30/20 17:25		1.015	Not Detected	mg/L	0.0003	0.001	U
* Chromium, Total	7/30/20 08:45	7/30/20 17:25		1.015	Not Detected	mg/L	0.002	0.01	U
* Cobalt, Total	7/30/20 08:45	7/30/20 17:25		1.015	Not Detected	mg/L	0.002	0.005	U
* Lead, Total	7/30/20 08:45	7/30/20 17:25		1.015	Not Detected	mg/L	0.001	0.005	U
* Molybdenum, Total	7/30/20 08:45	7/30/20 17:25		1.015	0.0857	mg/L	0.002	0.01	
* Potassium, Total	7/30/20 08:45	7/30/20 17:25		1.015	4.88	mg/L	0.3	2.5	
* Manganese, Total	7/30/20 08:45	7/30/20 17:25		1.015	0.221	mg/L	0.001	0.005	
* Selenium, Total	7/30/20 08:45	7/30/20 17:25		1.015	Not Detected	mg/L	0.002	0.01	U
* Thallium, Total	7/30/20 08:45	7/30/20 17:25		1.015	Not Detected	mg/L	0.0002	0.001	U
Analytical Method: EPA 200.8	***Analyst: DLJ***								
* Manganese, Dissolved	7/30/20 11:42	7/30/20 14:09		1.015	0.188	mg/L	0.001	0.005	
Analytical Method: EPA 245.1	***Analyst: ABB***								
* Mercury, Total by CVAA	7/22/20 10:54	7/23/20 12:19		1	Not Detected	mg/L	0.0003	0.0005	U
Analytical Method: SM 2320 B	***Analyst: JAG***								
Alkalinity, Total as CaCO3	7/30/20 10:00	7/30/20 11:30		1	169	mg/L		0.1	
Analytical Method: SM 2540C	***Analyst: TJW***								
* Solids, Dissolved	7/22/20 14:25	7/24/20 10:00		1	521	mg/L		25	

MDL's and RL's are adjusted for sample dilution, as applicable

Comments: The client submitted filtered samples for dissolved analysis, but no MB or LCS were submitted. Therefore, dissolved data is qualified.
LBM 09/01/20

Alabama Power
General Test Laboratory
744 County Road 87, GSC #8
Calera, AL 35040

Certificate Of Analysis

Alabama Power

Description: Gaston Ash Pond - MW-32V

Location Code: WMWGASAP
Collected: 7/20/20 12:21
Customer ID:
Submittal Date: 7/21/20 16:13

Laboratory ID Number: BA13431

Name	Prepared	Analyzed	Vio Spec	DF	Results	Units	MDL	RL	Q
Analytical Method: SM 4500CO2 D	***Analyst: JAG***								
Bicarbonate Alkalinity, (calc.)	7/30/20 10:00	7/30/20 11:30		1	169	mg/L			
Carbonate Alkalinity, (calc.)	7/30/20 10:00	7/30/20 11:30		1	0.46	mg/L			
Analytical Method: SM4500Cl E	***Analyst: JCC***								
* Chloride	7/30/20 11:11	7/30/20 11:11		5	43.1	mg/L	2.50	5	
Analytical Method: SM4500F G 2017	***Analyst: JCC***								
* Fluoride	7/31/20 10:34	7/31/20 10:34		1	0.169	mg/L	0.06	0.1	
Analytical Method: SM4500SO4 E 2011	***Analyst: JCC***								
* Sulfate	7/22/20 13:40	7/22/20 13:40		10	169	mg/L	5.00	10	
Analytical Method: Field Measurements	***Analyst: DKG***								
Conductivity	7/20/20 12:17	7/20/20 12:17			842.63	uS/cm			FA
pH	7/20/20 12:17	7/20/20 12:17			7.42	SU			FA
Temperature	7/20/20 12:17	7/20/20 12:17			26.17	C			FA
Turbidity	7/20/20 12:17	7/20/20 12:17			2.95	NTU			FA

MDL's and RL's are adjusted for sample dilution, as applicable

Comments: The client submitted filtered samples for dissolved analysis, but no MB or LCS were submitted. Therefore, dissolved data is qualified.
LBM 09/01/20

Reported: 9/3/2020
Version: 3.1
COA_CCR

Alabama Power
General Test Laboratory
744 County Road 87, GSC #8
Calera, AL 35040

Batch QC Summary

Alabama Power

Customer Account: WMWGASAP
Sample Date: 7/20/20 12:21
Customer ID:
Delivery Date: 7/21/20 16:13

Description: Gaston Ash Pond - MW-32V

Laboratory ID Number: BA13431

Sample	Analysis	Units	MB	MB Limit	Spike	MS	MSD	Standard	Standard Limit	Rec	Rec Limit	Prec	Prec Limit
BA13436	Chromium, Total	mg/L	-0.0000129	0.00044	0.10	0.101	0.0987	0.104	0.085 to 0.115	101	70 to 130	2.30	20
BA13436	Arsenic, Total	mg/L	0.0000288	0.0001474	0.10	0.113	0.116	0.106	0.085 to 0.115	102	70 to 130	2.62	20
BA13706	Manganese, Dissolved	mg/L	-0.0000204	0.0001474	0.10	0.108	0.107	0.101	0.085 to 0.115	96.2	70 to 130	0.930	20
BA13436	Lithium, Total	mg/L	-0.000328	0.0154	0.20	0.338	0.340	0.201	0.17 to 0.23	106	70 to 130	0.590	20
BA13436	Sodium, Total	mg/L	0.00122	0.044	5.00	47.7	47.7	5.12	4.25 to 5.75	108	70 to 130	0.00	20
BA13436	Selenium, Total	mg/L	0.0000765	0.001	0.10	0.0797	0.0841	0.105	0.085 to 0.115	79.7	70 to 130	5.37	20
BA13436	Beryllium, Total	mg/L	0.0000361	0.00088	0.10	0.102	0.0991	0.101	0.085 to 0.115	102	70 to 130	2.88	20
BA13436	Boron, Total	mg/L	-0.000424	0.0650254	1.00	1.21	1.23	0.985	0.85 to 1.15	96.3	70 to 130	1.64	20
BA13436	Calcium, Total	mg/L	0.00728	0.1518	5.00	51.9	51.9	5.17	4.25 to 5.75	102	70 to 130	0.00	20
BA13436	Mercury, Total by CVAA	mg/L	0.0000279	0.0005	0.004	0.00340	0.00335	0.00370	0.0034 to 0.0046	85.0	70 to 130	1.48	20
BA13436	Molybdenum, Total	mg/L	0.0000288	0.0001474	0.10	0.130	0.128	0.102	0.085 to 0.115	99.4	70 to 130	1.55	20
BA13436	Thallium, Total	mg/L	0.00000059	0.0001474	0.10	0.108	0.106	0.109	0.085 to 0.115	108	70 to 130	1.87	20
BA13436	Barium, Total	mg/L	-0.00000661	0.0002	0.10	0.163	0.160	0.103	0.085 to 0.115	97.6	70 to 130	1.86	20
BA13436	Cobalt, Total	mg/L	0.0000211	0.0001474	0.10	0.102	0.0996	0.106	0.085 to 0.115	102	70 to 130	2.38	20
BA13436	Iron, Total	mg/L	-0.000302	0.0176	0.2	0.326	0.329	0.205	0.17 to 0.23	98.5	70 to 130	0.916	20
BA13436	Antimony, Total	mg/L	0.000178	0.001	0.10	0.0988	0.0985	0.0992	0.085 to 0.115	98.8	70 to 130	0.304	20
BA13436	Cadmium, Total	mg/L	0.00000	0.0001474	0.10	0.0978	0.0963	0.104	0.085 to 0.115	97.8	70 to 130	1.55	20
BA13436	Potassium, Total	mg/L	-0.00382	0.3674	10.0	16.4	16.0	10.2	8.5 to 11.5	102	70 to 130	2.47	20
BA13436	Magnesium, Total	mg/L	0.00495	0.0462	5.00	28.7	28.5	5.14	4.25 to 5.75	110	70 to 130	0.699	20
BA13436	Manganese, Total	mg/L	0.0000706	0.0001474	0.10	0.238	0.233	0.101	0.085 to 0.115	97.0	70 to 130	2.12	20
BA13436	Lead, Total	mg/L	0.00000672	0.0001474	0.10	0.104	0.105	0.107	0.085 to 0.115	104	70 to 130	0.957	20
BA13706	Iron, Dissolved	mg/L	-0.000688	0.0176	0.2	0.554	0.559	0.201	0.17 to 0.23	99.5	70 to 130	0.898	20

Comments: The client submitted filtered samples for dissolved analysis, but no MB or LCS were submitted. Therefore, dissolved data is qualified.
LBM 09/01/20

Alabama Power
General Test Laboratory
744 County Road 87, GSC #8
Calera, AL 35040

Alabama Power

Batch QC Summary

Customer Account: WMWGASAP
Sample Date: 7/20/20 12:21
Customer ID:
Delivery Date: 7/21/20 16:13

Description: Gaston Ash Pond - MW-32V

Laboratory ID Number: BA13431

Sample	Analysis	Units	MB	MB Limit	Spike	MS	Sample Duplicate	Standard	Standard Limit	Rec	Rec Limit	Prec	Prec Limit
BA13716	Alkalinity, Total as CaCO3	mg/L					128	49.3	45.0 to 55.0			0.00	10
BA13436	Chloride	mg/L	0.0111	0.50	50.0	76.7	26.2	10.6	9 to 11	98.0	80 to 120	5.57	20
BA13436	Fluoride	mg/L	0.0292	0.05	2.50	2.89	0.318	2.63	2.25 to 2.75	103	80 to 120	1.58	20
BA13436	Sulfate	mg/L	-0.522	0.50	20.0	46.0	24.3	20.4	18 to 22	108	80 to 120	0.411	20
BA13433	Solids, Dissolved	mg/L	-1.00	25			892	51.0	40 to 60			0.224	5

Comments: The client submitted filtered samples for dissolved analysis, but no MB or LCS were submitted. Therefore, dissolved data is qualified.
LBM 09/01/20

Reported: 9/3/2020
Version: 3.1
COA_CCR

Alabama Power
General Test Laboratory
744 County Road 87, GSC #8
Calera, AL 35040

Certificate Of Analysis

Alabama Power

Description: Gaston Ash Pond Field Blank-1

Location Code: WMWGASAPFB
Collected: 7/20/20 13:10
Customer ID:
Submittal Date: 7/21/20 16:13

Laboratory ID Number: BA13432

Name	Prepared	Analyzed	Vio Spec	DF	Results	Units	MDL	RL	Q
Analytical Method: EPA 200.7	***Analyst: RDA***				***Preparation Method: EPA 1638***				
* Boron, Total	7/27/20 09:09	7/28/20 10:49		1.015	Not Detected	mg/L	0.03	0.1	U
* Calcium, Total	7/27/20 09:09	7/28/20 10:49		1.015	Not Detected	mg/L	0.1	0.5	U
* Iron, Total	7/27/20 09:09	7/28/20 10:49		1.015	Not Detected	mg/L	0.02	0.05	U
* Lithium, Total	7/27/20 09:09	7/28/20 10:49		1.015	Not Detected	mg/L	0.01	0.02	U
* Magnesium, Total	7/27/20 09:09	7/28/20 10:49		1.015	Not Detected	mg/L	0.1	0.5	U
* Sodium, Total	7/27/20 09:09	7/28/20 10:49		1.015	Not Detected	mg/L	0.1	0.5	U
Analytical Method: EPA 200.8	***Analyst: DLJ***				***Preparation Method: EPA 1638***				
* Antimony, Total	7/30/20 08:45	7/30/20 17:27		1.015	Not Detected	mg/L	0.0008	0.003	U
* Arsenic, Total	7/30/20 08:45	7/30/20 17:27		1.015	Not Detected	mg/L	0.001	0.005	U
* Barium, Total	7/30/20 08:45	7/30/20 17:27		1.015	Not Detected	mg/L	0.002	0.01	U
* Beryllium, Total	7/30/20 08:45	7/30/20 17:27		1.015	Not Detected	mg/L	0.0006	0.003	U
* Cadmium, Total	7/30/20 08:45	7/30/20 17:27		1.015	Not Detected	mg/L	0.0003	0.001	U
* Chromium, Total	7/30/20 08:45	7/30/20 17:27		1.015	Not Detected	mg/L	0.002	0.01	U
* Cobalt, Total	7/30/20 08:45	7/30/20 17:27		1.015	Not Detected	mg/L	0.002	0.005	U
* Lead, Total	7/30/20 08:45	7/30/20 17:27		1.015	Not Detected	mg/L	0.001	0.005	U
* Molybdenum, Total	7/30/20 08:45	7/30/20 17:27		1.015	Not Detected	mg/L	0.002	0.01	U
* Manganese, Total	7/30/20 08:45	7/30/20 17:27		1.015	Not Detected	mg/L	0.001	0.005	U
* Potassium, Total	7/30/20 08:45	7/30/20 17:27		1.015	Not Detected	mg/L	0.3	2.5	U
* Selenium, Total	7/30/20 08:45	7/30/20 17:27		1.015	Not Detected	mg/L	0.002	0.01	U
* Thallium, Total	7/30/20 08:45	7/30/20 17:27		1.015	Not Detected	mg/L	0.0002	0.001	U
Analytical Method: EPA 245.1	***Analyst: ABB***								
* Mercury, Total by CVAA	7/22/20 10:54	7/23/20 12:21		1	Not Detected	mg/L	0.0003	0.0005	U
Analytical Method: SM 2540C	***Analyst: TJW***								
* Solids, Dissolved	7/22/20 14:25	7/24/20 10:00		1	Not Detected	mg/L		25	U
Analytical Method: SM4500Cl E	***Analyst: JCC***								
* Chloride	7/30/20 11:12	7/30/20 11:12		1	Not Detected	mg/L	0.50	1	U
Analytical Method: SM4500F G 2017	***Analyst: JCC***								
* Fluoride	7/31/20 10:36	7/31/20 10:36		1	Not Detected	mg/L	0.06	0.1	U
Analytical Method: SM4500SO4 E 2011	***Analyst: JCC***								
* Sulfate	7/22/20 13:41	7/22/20 13:41		1	Not Detected	mg/L	0.50	1	U

MDL's and RL's are adjusted for sample dilution, as applicable

Comments:

Reported: 9/3/2020
Version: 3.1
COA_CCR

Alabama Power
General Test Laboratory
744 County Road 87, GSC #8
Calera, AL 35040

Batch QC Summary

Alabama Power

Customer Account: WMWGASAPFB
Sample Date: 7/20/20 13:10
Customer ID:
Delivery Date: 7/21/20 16:13

Description: Gaston Ash Pond Field Blank-1

Laboratory ID Number: BA13432

Sample	Analysis	Units	MB	MB Limit	Spike	MS	MSD	Standard	Standard Limit	Rec	Rec Limit	Prec	Prec Limit
BA13436	Arsenic, Total	mg/L	0.0000288	0.0001474	0.10	0.113	0.116	0.106	0.085 to 0.115	102	70 to 130	2.62	20
BA13436	Chromium, Total	mg/L	-0.0000129	0.00044	0.10	0.101	0.0987	0.104	0.085 to 0.115	101	70 to 130	2.30	20
BA13436	Molybdenum, Total	mg/L	0.0000288	0.0001474	0.10	0.130	0.128	0.102	0.085 to 0.115	99.4	70 to 130	1.55	20
BA13436	Thallium, Total	mg/L	0.00000059	0.0001474	0.10	0.108	0.106	0.109	0.085 to 0.115	108	70 to 130	1.87	20
BA13436	Cadmium, Total	mg/L	0.00000	0.0001474	0.10	0.0978	0.0963	0.104	0.085 to 0.115	97.8	70 to 130	1.55	20
BA13436	Potassium, Total	mg/L	-0.00382	0.3674	10.0	16.4	16.0	10.2	8.5 to 11.5	102	70 to 130	2.47	20
BA13436	Magnesium, Total	mg/L	0.00495	0.0462	5.00	28.7	28.5	5.14	4.25 to 5.75	110	70 to 130	0.699	20
BA13436	Manganese, Total	mg/L	0.0000706	0.0001474	0.10	0.238	0.233	0.101	0.085 to 0.115	97.0	70 to 130	2.12	20
BA13436	Lead, Total	mg/L	0.00000672	0.0001474	0.10	0.104	0.105	0.107	0.085 to 0.115	104	70 to 130	0.957	20
BA13436	Barium, Total	mg/L	-0.00000661	0.0002	0.10	0.163	0.160	0.103	0.085 to 0.115	97.6	70 to 130	1.86	20
BA13436	Cobalt, Total	mg/L	0.0000211	0.0001474	0.10	0.102	0.0996	0.106	0.085 to 0.115	102	70 to 130	2.38	20
BA13436	Iron, Total	mg/L	-0.000302	0.0176	0.2	0.326	0.329	0.205	0.17 to 0.23	98.5	70 to 130	0.916	20
BA13436	Antimony, Total	mg/L	0.000178	0.001	0.10	0.0988	0.0985	0.0992	0.085 to 0.115	98.8	70 to 130	0.304	20
BA13436	Lithium, Total	mg/L	-0.000328	0.0154	0.20	0.338	0.340	0.201	0.17 to 0.23	106	70 to 130	0.590	20
BA13436	Sodium, Total	mg/L	0.00122	0.044	5.00	47.7	47.7	5.12	4.25 to 5.75	108	70 to 130	0.00	20
BA13436	Selenium, Total	mg/L	0.0000765	0.001	0.10	0.0797	0.0841	0.105	0.085 to 0.115	79.7	70 to 130	5.37	20
BA13436	Beryllium, Total	mg/L	0.0000361	0.00088	0.10	0.102	0.0991	0.101	0.085 to 0.115	102	70 to 130	2.88	20
BA13436	Boron, Total	mg/L	-0.000424	0.0650254	1.00	1.21	1.23	0.985	0.85 to 1.15	96.3	70 to 130	1.64	20
BA13436	Calcium, Total	mg/L	0.00728	0.1518	5.00	51.9	51.9	5.17	4.25 to 5.75	102	70 to 130	0.00	20
BA13436	Mercury, Total by CVAA	mg/L	0.0000279	0.0005	0.004	0.00340	0.00335	0.00370	0.0034 to 0.0046	85.0	70 to 130	1.48	20

Comments:

Alabama Power
General Test Laboratory
744 County Road 87, GSC #8
Calera, AL 35040

Alabama Power

Batch QC Summary

Customer Account: WMWGASAPFB
Sample Date: 7/20/20 13:10
Customer ID:
Delivery Date: 7/21/20 16:13

Description: Gaston Ash Pond Field Blank-1

Laboratory ID Number: BA13432

Sample	Analysis	Units	MB	MB Limit	Spike	MS	Sample Duplicate	Standard	Standard Limit	Rec	Rec Limit	Prec	Prec Limit
BA13433	Solids, Dissolved	mg/L	-1.00	25			892	51.0	40 to 60			0.224	5
BA13436	Chloride	mg/L	0.0111	0.50	50.0	76.7	26.2	10.6	9 to 11	98.0	80 to 120	5.57	20
BA13436	Fluoride	mg/L	0.0292	0.05	2.50	2.89	0.318	2.63	2.25 to 2.75	103	80 to 120	1.58	20
BA13436	Sulfate	mg/L	-0.522	0.50	20.0	46.0	24.3	20.4	18 to 22	108	80 to 120	0.411	20

Comments:

Reported: 9/3/2020
Version: 3.1
COA_CCR

Alabama Power
General Test Laboratory
744 County Road 87, GSC #8
Calera, AL 35040

Certificate Of Analysis

Alabama Power

Description: Gaston Ash Pond - MW-36V

Location Code: WMWGASAP
Collected: 7/20/20 14:32
Customer ID:
Submittal Date: 7/21/20 16:13

Laboratory ID Number: BA13433

Name	Prepared	Analyzed	Vio Spec	DF	Results	Units	MDL	RL	Q
Analytical Method: EPA 200.7	***Analyst: RDA***				***Preparation Method: EPA 1638***				
* Boron, Total	7/27/20 09:09	7/28/20 10:52		1.015	0.222	mg/L	0.03	0.1	
* Calcium, Total	7/27/20 09:09	7/28/20 12:56		10.15	43.3	mg/L	1.015	5.075	
* Iron, Total	7/27/20 09:09	7/28/20 10:52		1.015	0.0718	mg/L	0.02	0.05	
* Lithium, Total	7/27/20 09:09	7/28/20 10:52		1.015	0.0358	mg/L	0.01	0.02	
* Magnesium, Total	7/27/20 09:09	7/28/20 10:52		1.015	24.9	mg/L	0.1	0.5	
* Sodium, Total	7/27/20 09:09	7/28/20 12:56		10.15	186	mg/L	1.015	5.075	
Analytical Method: EPA 200.7	***Analyst: RDA***								
* Iron, Dissolved	7/27/20 10:40	7/27/20 13:35		1.015	Not Detected	mg/L	0.02	0.05	U
Analytical Method: EPA 200.8	***Analyst: DLJ***				***Preparation Method: EPA 1638***				
* Antimony, Total	7/30/20 08:45	7/30/20 17:30		1.015	Not Detected	mg/L	0.0008	0.003	U
* Arsenic, Total	7/30/20 08:45	7/30/20 17:30		1.015	Not Detected	mg/L	0.001	0.005	U
* Barium, Total	7/30/20 08:45	7/30/20 17:30		1.015	0.0841	mg/L	0.002	0.01	
* Beryllium, Total	7/30/20 08:45	7/30/20 17:30		1.015	Not Detected	mg/L	0.0006	0.003	U
* Cadmium, Total	7/30/20 08:45	7/30/20 17:30		1.015	Not Detected	mg/L	0.0003	0.001	U
* Chromium, Total	7/30/20 08:45	7/30/20 17:30		1.015	Not Detected	mg/L	0.002	0.01	U
* Cobalt, Total	7/30/20 08:45	7/30/20 17:30		1.015	Not Detected	mg/L	0.002	0.005	U
* Lead, Total	7/30/20 08:45	7/30/20 17:30		1.015	Not Detected	mg/L	0.001	0.005	U
* Molybdenum, Total	7/30/20 08:45	7/30/20 17:30		1.015	0.0698	mg/L	0.002	0.01	
* Potassium, Total	7/30/20 08:45	7/30/20 17:30		1.015	84.1	mg/L	0.3	2.5	
* Manganese, Total	7/30/20 08:45	7/30/20 17:30		1.015	0.0626	mg/L	0.001	0.005	
* Selenium, Total	7/30/20 08:45	7/30/20 17:30		1.015	Not Detected	mg/L	0.002	0.01	U
* Thallium, Total	7/30/20 08:45	7/30/20 17:30		1.015	Not Detected	mg/L	0.0002	0.001	U
Analytical Method: EPA 200.8	***Analyst: DLJ***								
* Manganese, Dissolved	7/30/20 11:42	7/30/20 14:11		1.015	0.0608	mg/L	0.001	0.005	
Analytical Method: EPA 245.1	***Analyst: ABB***								
* Mercury, Total by CVAA	7/22/20 10:54	7/23/20 12:24		1	Not Detected	mg/L	0.0003	0.0005	U
Analytical Method: SM 2320 B	***Analyst: JAG***								
Alkalinity, Total as CaCO3	7/30/20 10:00	7/30/20 11:30		1	262	mg/L		0.1	
Analytical Method: SM 2540C	***Analyst: TJW***								
* Solids, Dissolved	7/22/20 14:25	7/24/20 10:00		1	896	mg/L		100	

MDL's and RL's are adjusted for sample dilution, as applicable

Comments: The client submitted filtered samples for dissolved analysis, but no MB or LCS were submitted. Therefore, dissolved data is qualified.
LBM 09/01/20

Alabama Power
General Test Laboratory
744 County Road 87, GSC #8
Calera, AL 35040

Certificate Of Analysis

Alabama Power

Description: Gaston Ash Pond - MW-36V

Location Code: WMWGASAP
Collected: 7/20/20 14:32
Customer ID:
Submittal Date: 7/21/20 16:13

Laboratory ID Number: BA13433

Name	Prepared	Analyzed	Vio Spec	DF	Results	Units	MDL	RL	Q
Analytical Method: SM 4500CO2 D	***Analyst: JAG***								
Bicarbonate Alkalinity, (calc.)	7/30/20 10:00	7/30/20 11:30		1	253	mg/L			
Carbonate Alkalinity, (calc.)	7/30/20 10:00	7/30/20 11:30		1	8.84	mg/L			
Analytical Method: SM4500Cl E	***Analyst: JCC***								
* Chloride	7/30/20 11:20	7/30/20 11:20		16	209	mg/L	8.00	16	
Analytical Method: SM4500F G 2017	***Analyst: JCC***								
* Fluoride	7/31/20 10:37	7/31/20 10:37		1	0.407	mg/L	0.06	0.1	
Analytical Method: SM4500SO4 E 2011	***Analyst: JCC***								
* Sulfate	7/22/20 13:43	7/22/20 13:43		16	259	mg/L	8.00	16	
Analytical Method: Field Measurements	***Analyst: DKG***								
Conductivity	7/20/20 14:28	7/20/20 14:28			1776.51	uS/cm			FA
pH	7/20/20 14:28	7/20/20 14:28			8.07	SU			FA
Temperature	7/20/20 14:28	7/20/20 14:28			25.46	C			FA
Turbidity	7/20/20 14:28	7/20/20 14:28			0.86	NTU			FA

MDL's and RL's are adjusted for sample dilution, as applicable

Comments: The client submitted filtered samples for dissolved analysis, but no MB or LCS were submitted. Therefore, dissolved data is qualified.
LBM 09/01/20

Reported: 9/3/2020
Version: 3.1
COA_CCR

Alabama Power
General Test Laboratory
744 County Road 87, GSC #8
Calera, AL 35040

Batch QC Summary

Alabama Power

Customer Account: WMWGASAP
Sample Date: 7/20/20 14:32
Customer ID:
Delivery Date: 7/21/20 16:13

Description: Gaston Ash Pond - MW-36V

Laboratory ID Number: BA13433

Sample	Analysis	Units	MB	MB Limit	Spike	MS	MSD	Standard	Standard Limit	Rec	Rec Limit	Prec	Prec Limit
BA13436	Chromium, Total	mg/L	-0.0000129	0.00044	0.10	0.101	0.0987	0.104	0.085 to 0.115	101	70 to 130	2.30	20
BA13436	Molybdenum, Total	mg/L	0.0000288	0.0001474	0.10	0.130	0.128	0.102	0.085 to 0.115	99.4	70 to 130	1.55	20
BA13436	Thallium, Total	mg/L	0.00000059	0.0001474	0.10	0.108	0.106	0.109	0.085 to 0.115	108	70 to 130	1.87	20
BA13436	Cadmium, Total	mg/L	0.00000	0.0001474	0.10	0.0978	0.0963	0.104	0.085 to 0.115	97.8	70 to 130	1.55	20
BA13436	Potassium, Total	mg/L	-0.00382	0.3674	10.0	16.4	16.0	10.2	8.5 to 11.5	102	70 to 130	2.47	20
BA13436	Magnesium, Total	mg/L	0.00495	0.0462	5.00	28.7	28.5	5.14	4.25 to 5.75	110	70 to 130	0.699	20
BA13436	Manganese, Total	mg/L	0.0000706	0.0001474	0.10	0.238	0.233	0.101	0.085 to 0.115	97.0	70 to 130	2.12	20
BA13436	Lead, Total	mg/L	0.00000672	0.0001474	0.10	0.104	0.105	0.107	0.085 to 0.115	104	70 to 130	0.957	20
BA13706	Iron, Dissolved	mg/L	-0.000688	0.0176	0.2	0.554	0.559	0.201	0.17 to 0.23	99.5	70 to 130	0.898	20
BA13436	Beryllium, Total	mg/L	0.0000361	0.00088	0.10	0.102	0.0991	0.101	0.085 to 0.115	102	70 to 130	2.88	20
BA13436	Boron, Total	mg/L	-0.000424	0.0650254	1.00	1.21	1.23	0.985	0.85 to 1.15	96.3	70 to 130	1.64	20
BA13436	Calcium, Total	mg/L	0.00728	0.1518	5.00	51.9	51.9	5.17	4.25 to 5.75	102	70 to 130	0.00	20
BA13436	Mercury, Total by CVAA	mg/L	0.0000279	0.0005	0.004	0.00340	0.00335	0.00370	0.0034 to 0.0046	85.0	70 to 130	1.48	20
BA13436	Barium, Total	mg/L	-0.00000661	0.0002	0.10	0.163	0.160	0.103	0.085 to 0.115	97.6	70 to 130	1.86	20
BA13436	Cobalt, Total	mg/L	0.0000211	0.0001474	0.10	0.102	0.0996	0.106	0.085 to 0.115	102	70 to 130	2.38	20
BA13436	Iron, Total	mg/L	-0.000302	0.0176	0.2	0.326	0.329	0.205	0.17 to 0.23	98.5	70 to 130	0.916	20
BA13436	Antimony, Total	mg/L	0.000178	0.001	0.10	0.0988	0.0985	0.0992	0.085 to 0.115	98.8	70 to 130	0.304	20
BA13436	Arsenic, Total	mg/L	0.0000288	0.0001474	0.10	0.113	0.116	0.106	0.085 to 0.115	102	70 to 130	2.62	20
BA13706	Manganese, Dissolved	mg/L	-0.0000204	0.0001474	0.10	0.108	0.107	0.101	0.085 to 0.115	96.2	70 to 130	0.930	20
BA13436	Lithium, Total	mg/L	-0.000328	0.0154	0.20	0.338	0.340	0.201	0.17 to 0.23	106	70 to 130	0.590	20
BA13436	Sodium, Total	mg/L	0.00122	0.044	5.00	47.7	47.7	5.12	4.25 to 5.75	108	70 to 130	0.00	20
BA13436	Selenium, Total	mg/L	0.0000765	0.001	0.10	0.0797	0.0841	0.105	0.085 to 0.115	79.7	70 to 130	5.37	20

Comments: The client submitted filtered samples for dissolved analysis, but no MB or LCS were submitted. Therefore, dissolved data is qualified.
LBM 09/01/20

Reported: 9/3/2020
Version: 3.1
COA_CCR

Alabama Power
General Test Laboratory
744 County Road 87, GSC #8
Calera, AL 35040

Alabama Power

Batch QC Summary

Customer Account: WMWGASAP
Sample Date: 7/20/20 14:32
Customer ID:
Delivery Date: 7/21/20 16:13

Description: Gaston Ash Pond - MW-36V

Laboratory ID Number: BA13433

Sample	Analysis	Units	MB	MB Limit	Spike	MS	Sample Duplicate	Standard	Standard Limit	Rec	Rec Limit	Prec	Prec Limit
BA13436	Sulfate	mg/L	-0.522	0.50	20.0	46.0	24.3	20.4	18 to 22	108	80 to 120	0.411	20
BA13716	Alkalinity, Total as CaCO3	mg/L					128	49.3	45.0 to 55.0			0.00	10
BA13436	Chloride	mg/L	0.0111	0.50	50.0	76.7	26.2	10.6	9 to 11	98.0	80 to 120	5.57	20
BA13436	Fluoride	mg/L	0.0292	0.05	2.50	2.89	0.318	2.63	2.25 to 2.75	103	80 to 120	1.58	20
BA13433	Solids, Dissolved	mg/L	-1.00	25			892	51.0	40 to 60			0.224	5

Comments: The client submitted filtered samples for dissolved analysis, but no MB or LCS were submitted. Therefore, dissolved data is qualified.
LBM 09/01/20

Reported: 9/3/2020
Version: 3.1
COA_CCR

Alabama Power
General Test Laboratory
744 County Road 87, GSC #8
Calera, AL 35040

Certificate Of Analysis

Alabama Power

Description: Gaston Ash Pond - MW-34V

Location Code: WMWGASAP
Collected: 7/21/20 09:20
Customer ID:
Submittal Date: 7/21/20 16:13

Laboratory ID Number: BA13434

Name	Prepared	Analyzed	Vio Spec	DF	Results	Units	MDL	RL	Q
Analytical Method: EPA 200.7	***Analyst: RDA***				***Preparation Method: EPA 1638***				
* Boron, Total	7/27/20 09:09	7/28/20 10:55		1.015	2.69	mg/L	0.03	0.1	
* Calcium, Total	7/27/20 09:09	7/28/20 12:59		10.15	121	mg/L	1.015	5.075	
* Iron, Total	7/27/20 09:09	7/28/20 10:55		1.015	0.277	mg/L	0.02	0.05	
* Lithium, Total	7/27/20 09:09	7/28/20 10:55		1.015	0.0378	mg/L	0.01	0.02	
* Magnesium, Total	7/27/20 09:09	7/28/20 12:59		10.15	60.6	mg/L	1.015	5.075	
* Sodium, Total	7/27/20 09:09	7/28/20 10:55		1.015	39.8	mg/L	0.1	0.5	
Analytical Method: EPA 200.7	***Analyst: RDA***								
* Iron, Dissolved	7/27/20 10:40	7/27/20 13:38		1.015	0.271	mg/L	0.02	0.05	
Analytical Method: EPA 200.8	***Analyst: DLJ***				***Preparation Method: EPA 1638***				
* Antimony, Total	7/30/20 08:45	7/30/20 17:33		1.015	Not Detected	mg/L	0.0008	0.003	U
* Arsenic, Total	7/30/20 08:45	7/30/20 17:33		1.015	0.00401	mg/L	0.001	0.005	J
* Barium, Total	7/30/20 08:45	7/30/20 17:33		1.015	0.0477	mg/L	0.002	0.01	
* Beryllium, Total	7/30/20 08:45	7/30/20 17:33		1.015	Not Detected	mg/L	0.0006	0.003	U
* Cadmium, Total	7/30/20 08:45	7/30/20 17:33		1.015	Not Detected	mg/L	0.0003	0.001	U
* Chromium, Total	7/30/20 08:45	7/30/20 17:33		1.015	Not Detected	mg/L	0.002	0.01	U
* Cobalt, Total	7/30/20 08:45	7/30/20 17:33		1.015	Not Detected	mg/L	0.002	0.005	U
* Lead, Total	7/30/20 08:45	7/30/20 17:33		1.015	Not Detected	mg/L	0.001	0.005	U
* Molybdenum, Total	7/30/20 08:45	7/30/20 17:33		1.015	0.352	mg/L	0.002	0.01	
* Potassium, Total	7/30/20 08:45	7/30/20 17:33		1.015	0.714	mg/L	0.3	2.5	J
* Manganese, Total	7/30/20 08:45	7/30/20 17:33		1.015	0.128	mg/L	0.001	0.005	
* Selenium, Total	7/30/20 08:45	7/30/20 17:33		1.015	Not Detected	mg/L	0.002	0.01	U
* Thallium, Total	7/30/20 08:45	7/30/20 17:33		1.015	Not Detected	mg/L	0.0002	0.001	U
Analytical Method: EPA 200.8	***Analyst: DLJ***								
* Manganese, Dissolved	7/30/20 11:42	7/30/20 14:14		1.015	0.120	mg/L	0.001	0.005	
Analytical Method: EPA 245.1	***Analyst: ABB***								
* Mercury, Total by CVAA	7/22/20 10:54	7/23/20 12:26		1	Not Detected	mg/L	0.0003	0.0005	U
Analytical Method: SM 2320 B	***Analyst: JAG***								
Alkalinity, Total as CaCO3	7/30/20 10:00	7/30/20 11:30		1	79.8	mg/L		0.1	
Analytical Method: SM 2540C	***Analyst: TJW***								
* Solids, Dissolved	7/22/20 14:25	7/24/20 10:00		1	816	mg/L		50	

MDL's and RL's are adjusted for sample dilution, as applicable

Comments: The client submitted filtered samples for dissolved analysis, but no MB or LCS were submitted. Therefore, dissolved data is qualified.
LBM 09/01/20

Reported: 9/3/2020
Version: 3.1
COA_CCR

Alabama Power
General Test Laboratory
744 County Road 87, GSC #8
Calera, AL 35040

Certificate Of Analysis

Alabama Power

Description: Gaston Ash Pond - MW-34V

Location Code: WMWGASAP
Collected: 7/21/20 09:20
Customer ID:
Submittal Date: 7/21/20 16:13

Laboratory ID Number: BA13434

Name	Prepared	Analyzed	Vio Spec	DF	Results	Units	MDL	RL	Q
Analytical Method: SM 4500CO2 D	***Analyst: JAG***								
Bicarbonate Alkalinity, (calc.)	7/30/20 10:00	7/30/20 11:30		1	79.0	mg/L			
Carbonate Alkalinity, (calc.)	7/30/20 10:00	7/30/20 11:30		1	0.78	mg/L			
Analytical Method: SM4500Cl E	***Analyst: JCC***								
* Chloride	7/30/20 11:14	7/30/20 11:14		1	18.1	mg/L	0.50	1	
Analytical Method: SM4500F G 2017	***Analyst: JCC***								
* Fluoride	7/31/20 10:38	7/31/20 10:38		1	0.118	mg/L	0.06	0.1	
Analytical Method: SM4500SO4 E 2011	***Analyst: JCC***								
* Sulfate	7/22/20 13:44	7/22/20 13:44		25	496	mg/L	12.50	25	
Analytical Method: Field Measurements	***Analyst: DKG***								
Conductivity	7/21/20 09:17	7/21/20 09:17			1102.77	uS/cm			FA
pH	7/21/20 09:17	7/21/20 09:17			7.98	SU			FA
Temperature	7/21/20 09:17	7/21/20 09:17			24.19	C			FA
Turbidity	7/21/20 09:17	7/21/20 09:17			0.74	NTU			FA

MDL's and RL's are adjusted for sample dilution, as applicable

Comments: The client submitted filtered samples for dissolved analysis, but no MB or LCS were submitted. Therefore, dissolved data is qualified.
LBM 09/01/20

Reported: 9/3/2020
Version: 3.1
COA_CCR

Alabama Power
General Test Laboratory
744 County Road 87, GSC #8
Calera, AL 35040

Batch QC Summary

Alabama Power

Customer Account: WMWGASAP
Sample Date: 7/21/20 09:20
Customer ID:
Delivery Date: 7/21/20 16:13

Description: Gaston Ash Pond - MW-34V

Laboratory ID Number: BA13434

Sample	Analysis	Units	MB	MB Limit	Spike	MS	MSD	Standard	Standard Limit	Rec	Rec Limit	Prec	Prec Limit
BA13436	Molybdenum, Total	mg/L	0.0000288	0.0001474	0.10	0.130	0.128	0.102	0.085 to 0.115	99.4	70 to 130	1.55	20
BA13436	Thallium, Total	mg/L	0.00000059	0.0001474	0.10	0.108	0.106	0.109	0.085 to 0.115	108	70 to 130	1.87	20
BA13436	Lithium, Total	mg/L	-0.000328	0.0154	0.20	0.338	0.340	0.201	0.17 to 0.23	106	70 to 130	0.590	20
BA13436	Sodium, Total	mg/L	0.00122	0.044	5.00	47.7	47.7	5.12	4.25 to 5.75	108	70 to 130	0.00	20
BA13436	Selenium, Total	mg/L	0.0000765	0.001	0.10	0.0797	0.0841	0.105	0.085 to 0.115	79.7	70 to 130	5.37	20
BA13436	Beryllium, Total	mg/L	0.0000361	0.00088	0.10	0.102	0.0991	0.101	0.085 to 0.115	102	70 to 130	2.88	20
BA13436	Boron, Total	mg/L	-0.000424	0.0650254	1.00	1.21	1.23	0.985	0.85 to 1.15	96.3	70 to 130	1.64	20
BA13436	Calcium, Total	mg/L	0.00728	0.1518	5.00	51.9	51.9	5.17	4.25 to 5.75	102	70 to 130	0.00	20
BA13436	Mercury, Total by CVAA	mg/L	0.0000279	0.0005	0.004	0.00340	0.00335	0.00370	0.0034 to 0.0046	85.0	70 to 130	1.48	20
BA13436	Arsenic, Total	mg/L	0.0000288	0.0001474	0.10	0.113	0.116	0.106	0.085 to 0.115	102	70 to 130	2.62	20
BA13706	Manganese, Dissolved	mg/L	-0.0000204	0.0001474	0.10	0.108	0.107	0.101	0.085 to 0.115	96.2	70 to 130	0.930	20
BA13436	Barium, Total	mg/L	-0.00000661	0.0002	0.10	0.163	0.160	0.103	0.085 to 0.115	97.6	70 to 130	1.86	20
BA13436	Cobalt, Total	mg/L	0.0000211	0.0001474	0.10	0.102	0.0996	0.106	0.085 to 0.115	102	70 to 130	2.38	20
BA13436	Iron, Total	mg/L	-0.000302	0.0176	0.2	0.326	0.329	0.205	0.17 to 0.23	98.5	70 to 130	0.916	20
BA13436	Antimony, Total	mg/L	0.000178	0.001	0.10	0.0988	0.0985	0.0992	0.085 to 0.115	98.8	70 to 130	0.304	20
BA13436	Chromium, Total	mg/L	-0.0000129	0.00044	0.10	0.101	0.0987	0.104	0.085 to 0.115	101	70 to 130	2.30	20
BA13436	Cadmium, Total	mg/L	0.00000	0.0001474	0.10	0.0978	0.0963	0.104	0.085 to 0.115	97.8	70 to 130	1.55	20
BA13436	Potassium, Total	mg/L	-0.00382	0.3674	10.0	16.4	16.0	10.2	8.5 to 11.5	102	70 to 130	2.47	20
BA13436	Magnesium, Total	mg/L	0.00495	0.0462	5.00	28.7	28.5	5.14	4.25 to 5.75	110	70 to 130	0.699	20
BA13436	Manganese, Total	mg/L	0.0000706	0.0001474	0.10	0.238	0.233	0.101	0.085 to 0.115	97.0	70 to 130	2.12	20
BA13436	Lead, Total	mg/L	0.00000672	0.0001474	0.10	0.104	0.105	0.107	0.085 to 0.115	104	70 to 130	0.957	20
BA13706	Iron, Dissolved	mg/L	-0.000688	0.0176	0.2	0.554	0.559	0.201	0.17 to 0.23	99.5	70 to 130	0.898	20

Comments: The client submitted filtered samples for dissolved analysis, but no MB or LCS were submitted. Therefore, dissolved data is qualified.
LBM 09/01/20

Reported: 9/3/2020
Version: 3.1
COA_CCR

Alabama Power
General Test Laboratory
744 County Road 87, GSC #8
Calera, AL 35040

Alabama Power

Batch QC Summary

Customer Account: WMWGASAP
Sample Date: 7/21/20 09:20
Customer ID:
Delivery Date: 7/21/20 16:13

Description: Gaston Ash Pond - MW-34V

Laboratory ID Number: BA13434

Sample	Analysis	Units	MB	MB Limit	Spike	MS	Sample Duplicate	Standard	Standard Limit	Rec	Rec Limit	Prec	Prec Limit
BA13716	Alkalinity, Total as CaCO3	mg/L					128	49.3	45.0 to 55.0			0.00	10
BA13436	Chloride	mg/L	0.0111	0.50	50.0	76.7	26.2	10.6	9 to 11	98.0	80 to 120	5.57	20
BA13436	Fluoride	mg/L	0.0292	0.05	2.50	2.89	0.318	2.63	2.25 to 2.75	103	80 to 120	1.58	20
BA13436	Sulfate	mg/L	-0.522	0.50	20.0	46.0	24.3	20.4	18 to 22	108	80 to 120	0.411	20
BA13436	Solids, Dissolved	mg/L	-1.00	25			332	51.0	40 to 60			0.150	5

Comments: The client submitted filtered samples for dissolved analysis, but no MB or LCS were submitted. Therefore, dissolved data is qualified.
LBM 09/01/20

Reported: 9/3/2020
Version: 3.1
COA_CCR

Alabama Power
General Test Laboratory
744 County Road 87, GSC #8
Calera, AL 35040

Certificate Of Analysis

Alabama Power

Description: Gaston Ash Pond - MW-35V

Location Code: WMWGASAP
Collected: 7/21/20 11:56
Customer ID:
Submittal Date: 7/21/20 16:13

Laboratory ID Number: BA13435

Name	Prepared	Analyzed	Vio Spec	DF	Results	Units	MDL	RL	Q
Analytical Method: EPA 200.7	***Analyst: RDA***				***Preparation Method: EPA 1638***				
* Boron, Total	7/27/20 09:09	7/28/20 10:58		1.015	0.148	mg/L	0.03	0.1	
* Calcium, Total	7/27/20 09:09	7/28/20 13:02		10.15	43.7	mg/L	1.015	5.075	
* Iron, Total	7/27/20 09:09	7/28/20 10:58		1.015	0.922	mg/L	0.02	0.05	
* Lithium, Total	7/27/20 09:09	7/28/20 10:58		1.015	Not Detected	mg/L	0.01	0.02	U
* Magnesium, Total	7/27/20 09:09	7/28/20 10:58		1.015	24.5	mg/L	0.1	0.5	
* Sodium, Total	7/27/20 09:09	7/28/20 10:58		1.015	16.7	mg/L	0.1	0.5	
Analytical Method: EPA 200.7	***Analyst: RDA***								
* Iron, Dissolved	7/27/20 10:40	7/27/20 13:41		1.015	0.797	mg/L	0.02	0.05	
Analytical Method: EPA 200.8	***Analyst: DLJ***				***Preparation Method: EPA 1638***				
* Antimony, Total	7/30/20 08:45	7/30/20 17:35		1.015	Not Detected	mg/L	0.0008	0.003	U
* Arsenic, Total	7/30/20 08:45	7/30/20 17:35		1.015	0.00222	mg/L	0.001	0.005	J
* Barium, Total	7/30/20 08:45	7/30/20 17:35		1.015	0.0199	mg/L	0.002	0.01	
* Beryllium, Total	7/30/20 08:45	7/30/20 17:35		1.015	Not Detected	mg/L	0.0006	0.003	U
* Cadmium, Total	7/30/20 08:45	7/30/20 17:35		1.015	Not Detected	mg/L	0.0003	0.001	U
* Chromium, Total	7/30/20 08:45	7/30/20 17:35		1.015	Not Detected	mg/L	0.002	0.01	U
* Cobalt, Total	7/30/20 08:45	7/30/20 17:35		1.015	Not Detected	mg/L	0.002	0.005	U
* Lead, Total	7/30/20 08:45	7/30/20 17:35		1.015	Not Detected	mg/L	0.001	0.005	U
* Molybdenum, Total	7/30/20 08:45	7/30/20 17:35		1.015	0.0268	mg/L	0.002	0.01	
* Potassium, Total	7/30/20 08:45	7/30/20 17:35		1.015	0.816	mg/L	0.3	2.5	J
* Manganese, Total	7/30/20 08:45	7/30/20 17:35		1.015	0.117	mg/L	0.001	0.005	
* Selenium, Total	7/30/20 08:45	7/30/20 17:35		1.015	Not Detected	mg/L	0.002	0.01	U
* Thallium, Total	7/30/20 08:45	7/30/20 17:35		1.015	Not Detected	mg/L	0.0002	0.001	U
Analytical Method: EPA 200.8	***Analyst: DLJ***								
* Manganese, Dissolved	7/30/20 11:42	7/30/20 14:17		1.015	0.115	mg/L	0.001	0.005	
Analytical Method: EPA 245.1	***Analyst: ABB***								
* Mercury, Total by CVAA	7/22/20 10:54	7/23/20 12:28		1	Not Detected	mg/L	0.0003	0.0005	U
Analytical Method: SM 2320 B	***Analyst: JAG***								
Alkalinity, Total as CaCO3	7/30/20 10:00	7/30/20 11:30		1	197	mg/L		0.1	
Analytical Method: SM 2540C	***Analyst: TJW***								
* Solids, Dissolved	7/22/20 14:25	7/24/20 10:00		1	249	mg/L		25	

MDL's and RL's are adjusted for sample dilution, as applicable

Comments: The client submitted filtered samples for dissolved analysis, but no MB or LCS were submitted. Therefore, dissolved data is qualified.
LBM 09/01/20

Alabama Power
General Test Laboratory
744 County Road 87, GSC #8
Calera, AL 35040

Certificate Of Analysis

Alabama Power

Description: Gaston Ash Pond - MW-35V

Location Code: WMWGASAP
Collected: 7/21/20 11:56
Customer ID:
Submittal Date: 7/21/20 16:13

Laboratory ID Number: BA13435

Name	Prepared	Analyzed	Vio Spec	DF	Results	Units	MDL	RL	Q
Analytical Method: SM 4500CO2 D	***Analyst: JAG***								
Bicarbonate Alkalinity, (calc.)	7/30/20 10:00	7/30/20 11:30		1	196	mg/L			
Carbonate Alkalinity, (calc.)	7/30/20 10:00	7/30/20 11:30		1	1.24	mg/L			
Analytical Method: SM4500Cl E	***Analyst: JCC***								
* Chloride	7/30/20 11:15	7/30/20 11:15		1	8.95	mg/L	0.50	1	
Analytical Method: SM4500F G 2017	***Analyst: JCC***								
* Fluoride	7/31/20 10:39	7/31/20 10:39		1	0.157	mg/L	0.06	0.1	
Analytical Method: SM4500SO4 E 2011	***Analyst: JCC***								
* Sulfate	7/22/20 13:45	7/22/20 13:45		2	43.4	mg/L	1.00	2	
Analytical Method: Field Measurements	***Analyst: DKG***								
Conductivity	7/21/20 11:53	7/21/20 11:53			439.06	uS/cm			FA
pH	7/21/20 11:53	7/21/20 11:53			7.69	SU			FA
Temperature	7/21/20 11:53	7/21/20 11:53			25.89	C			FA
Turbidity	7/21/20 11:53	7/21/20 11:53			0.54	NTU			FA

MDL's and RL's are adjusted for sample dilution, as applicable

Comments: The client submitted filtered samples for dissolved analysis, but no MB or LCS were submitted. Therefore, dissolved data is qualified.
LBM 09/01/20

Reported: 9/3/2020
Version: 3.1
COA_CCR

Alabama Power
General Test Laboratory
744 County Road 87, GSC #8
Calera, AL 35040

Batch QC Summary

Alabama Power

Customer Account: WMWGASAP
Sample Date: 7/21/20 11:56
Customer ID:
Delivery Date: 7/21/20 16:13

Description: Gaston Ash Pond - MW-35V

Laboratory ID Number: BA13435

Sample	Analysis	Units	MB	MB Limit	Spike	MS	MSD	Standard	Standard Limit	Rec	Rec Limit	Prec	Prec Limit
BA13436	Chromium, Total	mg/L	-0.0000129	0.00044	0.10	0.101	0.0987	0.104	0.085 to 0.115	101	70 to 130	2.30	20
BA13436	Arsenic, Total	mg/L	0.0000288	0.0001474	0.10	0.113	0.116	0.106	0.085 to 0.115	102	70 to 130	2.62	20
BA13706	Manganese, Dissolved	mg/L	-0.0000204	0.0001474	0.10	0.108	0.107	0.101	0.085 to 0.115	96.2	70 to 130	0.930	20
BA13436	Molybdenum, Total	mg/L	0.0000288	0.0001474	0.10	0.130	0.128	0.102	0.085 to 0.115	99.4	70 to 130	1.55	20
BA13436	Thallium, Total	mg/L	0.00000059	0.0001474	0.10	0.108	0.106	0.109	0.085 to 0.115	108	70 to 130	1.87	20
BA13436	Lithium, Total	mg/L	-0.000328	0.0154	0.20	0.338	0.340	0.201	0.17 to 0.23	106	70 to 130	0.590	20
BA13436	Sodium, Total	mg/L	0.00122	0.044	5.00	47.7	47.7	5.12	4.25 to 5.75	108	70 to 130	0.00	20
BA13436	Selenium, Total	mg/L	0.0000765	0.001	0.10	0.0797	0.0841	0.105	0.085 to 0.115	79.7	70 to 130	5.37	20
BA13436	Barium, Total	mg/L	-0.00000661	0.0002	0.10	0.163	0.160	0.103	0.085 to 0.115	97.6	70 to 130	1.86	20
BA13436	Cobalt, Total	mg/L	0.0000211	0.0001474	0.10	0.102	0.0996	0.106	0.085 to 0.115	102	70 to 130	2.38	20
BA13436	Iron, Total	mg/L	-0.000302	0.0176	0.2	0.326	0.329	0.205	0.17 to 0.23	98.5	70 to 130	0.916	20
BA13436	Antimony, Total	mg/L	0.000178	0.001	0.10	0.0988	0.0985	0.0992	0.085 to 0.115	98.8	70 to 130	0.304	20
BA13436	Cadmium, Total	mg/L	0.00000	0.0001474	0.10	0.0978	0.0963	0.104	0.085 to 0.115	97.8	70 to 130	1.55	20
BA13436	Potassium, Total	mg/L	-0.00382	0.3674	10.0	16.4	16.0	10.2	8.5 to 11.5	102	70 to 130	2.47	20
BA13436	Magnesium, Total	mg/L	0.00495	0.0462	5.00	28.7	28.5	5.14	4.25 to 5.75	110	70 to 130	0.699	20
BA13436	Manganese, Total	mg/L	0.0000706	0.0001474	0.10	0.238	0.233	0.101	0.085 to 0.115	97.0	70 to 130	2.12	20
BA13436	Lead, Total	mg/L	0.00000672	0.0001474	0.10	0.104	0.105	0.107	0.085 to 0.115	104	70 to 130	0.957	20
BA13706	Iron, Dissolved	mg/L	-0.000688	0.0176	0.2	0.554	0.559	0.201	0.17 to 0.23	99.5	70 to 130	0.898	20
BA13436	Beryllium, Total	mg/L	0.0000361	0.00088	0.10	0.102	0.0991	0.101	0.085 to 0.115	102	70 to 130	2.88	20
BA13436	Boron, Total	mg/L	-0.000424	0.0650254	1.00	1.21	1.23	0.985	0.85 to 1.15	96.3	70 to 130	1.64	20
BA13436	Calcium, Total	mg/L	0.00728	0.1518	5.00	51.9	51.9	5.17	4.25 to 5.75	102	70 to 130	0.00	20
BA13436	Mercury, Total by CVAA	mg/L	0.0000279	0.0005	0.004	0.00340	0.00335	0.00370	0.0034 to 0.0046	85.0	70 to 130	1.48	20

Comments: The client submitted filtered samples for dissolved analysis, but no MB or LCS were submitted. Therefore, dissolved data is qualified.
LBM 09/01/20

Reported: 9/3/2020
Version: 3.1
COA_CCR

Alabama Power
General Test Laboratory
744 County Road 87, GSC #8
Calera, AL 35040

Alabama Power

Batch QC Summary

Customer Account: WMWGASAP
Sample Date: 7/21/20 11:56
Customer ID:
Delivery Date: 7/21/20 16:13

Description: Gaston Ash Pond - MW-35V

Laboratory ID Number: BA13435

Sample	Analysis	Units	MB	MB Limit	Spike	MS	Sample Duplicate	Standard	Standard Limit	Rec	Rec Limit	Prec	Prec Limit
BA13716	Alkalinity, Total as CaCO3	mg/L					128	49.3	45.0 to 55.0			0.00	10
BA13436	Sulfate	mg/L	-0.522	0.50	20.0	46.0	24.3	20.4	18 to 22	108	80 to 120	0.411	20
BA13436	Solids, Dissolved	mg/L	-1.00	25			332	51.0	40 to 60			0.150	5
BA13436	Chloride	mg/L	0.0111	0.50	50.0	76.7	26.2	10.6	9 to 11	98.0	80 to 120	5.57	20
BA13436	Fluoride	mg/L	0.0292	0.05	2.50	2.89	0.318	2.63	2.25 to 2.75	103	80 to 120	1.58	20

Comments: The client submitted filtered samples for dissolved analysis, but no MB or LCS were submitted. Therefore, dissolved data is qualified.
LBM 09/01/20

Reported: 9/3/2020
Version: 3.1
COA_CCR

Alabama Power
General Test Laboratory
744 County Road 87, GSC #8
Calera, AL 35040

Certificate Of Analysis

Alabama Power

Description: Gaston Ash Pond - MW-33V

Location Code: WMWGASAP
Collected: 7/21/20 13:30
Customer ID:
Submittal Date: 7/21/20 16:13

Laboratory ID Number: BA13436

Name	Prepared	Analyzed	Vio Spec	DF	Results	Units	MDL	RL	Q
Analytical Method: EPA 200.7	***Analyst: RDA***				***Preparation Method: EPA 1638***				
* Boron, Total	7/27/20 09:09	7/28/20 11:01		1.015	0.247	mg/L	0.03	0.1	
* Calcium, Total	7/27/20 09:09	7/28/20 13:05		10.15	46.8	mg/L	1.015	5.075	
* Iron, Total	7/27/20 09:09	7/28/20 11:01		1.015	0.129	mg/L	0.02	0.05	
* Lithium, Total	7/27/20 09:09	7/28/20 11:01		1.015	0.127	mg/L	0.01	0.02	
* Magnesium, Total	7/27/20 09:09	7/28/20 11:01		1.015	23.2	mg/L	0.1	0.5	
* Sodium, Total	7/27/20 09:09	7/28/20 13:05		10.15	42.3	mg/L	1.015	5.075	
Analytical Method: EPA 200.7	***Analyst: RDA***								
* Iron, Dissolved	7/27/20 10:40	7/27/20 13:44		1.015	0.0404	mg/L	0.02	0.05	J
Analytical Method: EPA 200.8	***Analyst: DLJ***				***Preparation Method: EPA 1638***				
* Antimony, Total	7/30/20 08:45	7/30/20 17:38		1.015	Not Detected	mg/L	0.0008	0.003	U
* Arsenic, Total	7/30/20 08:45	7/30/20 17:38		1.015	0.0111	mg/L	0.001	0.005	
* Barium, Total	7/30/20 08:45	7/30/20 17:38		1.015	0.0654	mg/L	0.002	0.01	
* Beryllium, Total	7/30/20 08:45	7/30/20 17:38		1.015	Not Detected	mg/L	0.0006	0.003	U
* Cadmium, Total	7/30/20 08:45	7/30/20 17:38		1.015	Not Detected	mg/L	0.0003	0.001	U
* Chromium, Total	7/30/20 08:45	7/30/20 17:38		1.015	Not Detected	mg/L	0.002	0.01	U
* Cobalt, Total	7/30/20 08:45	7/30/20 17:38		1.015	Not Detected	mg/L	0.002	0.005	U
* Lead, Total	7/30/20 08:45	7/30/20 17:38		1.015	Not Detected	mg/L	0.001	0.005	U
* Molybdenum, Total	7/30/20 08:45	7/30/20 17:38		1.015	0.0306	mg/L	0.002	0.01	
* Potassium, Total	7/30/20 08:45	7/30/20 17:38		1.015	6.21	mg/L	0.3	2.5	
* Manganese, Total	7/30/20 08:45	7/30/20 17:38		1.015	0.141	mg/L	0.001	0.005	
* Selenium, Total	7/30/20 08:45	7/30/20 17:38		1.015	Not Detected	mg/L	0.002	0.01	U
* Thallium, Total	7/30/20 08:45	7/30/20 17:38		1.015	Not Detected	mg/L	0.0002	0.001	U
Analytical Method: EPA 200.8	***Analyst: DLJ***								
* Manganese, Dissolved	7/30/20 11:42	7/30/20 14:19		1.015	0.150	mg/L	0.001	0.005	
Analytical Method: EPA 245.1	***Analyst: ABB***								
* Mercury, Total by CVAA	7/22/20 10:54	7/23/20 12:31		1	Not Detected	mg/L	0.0003	0.0005	U
Analytical Method: SM 2320 B	***Analyst: JAG***								
Alkalinity, Total as CaCO3	7/30/20 10:00	7/30/20 11:30		1	266	mg/L		0.1	
Analytical Method: SM 2540C	***Analyst: TJW***								
* Solids, Dissolved	7/22/20 14:25	7/24/20 10:00		1	333	mg/L		25	

MDL's and RL's are adjusted for sample dilution, as applicable

Comments: The client submitted filtered samples for dissolved analysis, but no MB or LCS were submitted. Therefore, dissolved data is qualified.
LBM 09/01/20

Alabama Power
General Test Laboratory
744 County Road 87, GSC #8
Calera, AL 35040

Certificate Of Analysis

Alabama Power

Description: Gaston Ash Pond - MW-33V

Location Code: WMWGASAP
Collected: 7/21/20 13:30
Customer ID:
Submittal Date: 7/21/20 16:13

Laboratory ID Number: BA13436

Name	Prepared	Analyzed	Vio Spec	DF	Results	Units	MDL	RL	Q
Analytical Method: SM 4500CO2 D	***Analyst: JAG***								
Bicarbonate Alkalinity, (calc.)	7/30/20 10:00	7/30/20 11:30		1	264	mg/L			
Carbonate Alkalinity, (calc.)	7/30/20 10:00	7/30/20 11:30		1	2.11	mg/L			
Analytical Method: SM4500Cl E	***Analyst: JCC***								
* Chloride	7/30/20 11:17	7/30/20 11:17		5	27.7	mg/L	2.50	5	
Analytical Method: SM4500F G 2017	***Analyst: JCC***								
* Fluoride	7/31/20 10:40	7/31/20 10:40		1	0.313	mg/L	0.06	0.1	
Analytical Method: SM4500SO4 E 2011	***Analyst: JCC***								
* Sulfate	7/22/20 13:46	7/22/20 13:46		1	24.4	mg/L	0.50	1	
Analytical Method: Field Measurements	***Analyst: DKG***								
Conductivity	7/21/20 13:26	7/21/20 13:26			523.99	uS/cm			FA
pH	7/21/20 13:26	7/21/20 13:26			7.51	SU			FA
Temperature	7/21/20 13:26	7/21/20 13:26			23.79	C			FA
Turbidity	7/21/20 13:26	7/21/20 13:26			0.78	NTU			FA

MDL's and RL's are adjusted for sample dilution, as applicable

Comments: The client submitted filtered samples for dissolved analysis, but no MB or LCS were submitted. Therefore, dissolved data is qualified.
LBM 09/01/20

Reported: 9/3/2020
Version: 3.1
COA_CCR

Alabama Power
General Test Laboratory
744 County Road 87, GSC #8
Calera, AL 35040

Batch QC Summary

Alabama Power

Customer Account: WMWGASAP
Sample Date: 7/21/20 13:30
Customer ID:
Delivery Date: 7/21/20 16:13

Description: Gaston Ash Pond - MW-33V

Laboratory ID Number: BA13436

Sample	Analysis	Units	MB	MB Limit	Spike	MS	MSD	Standard	Standard Limit	Rec	Rec Limit	Prec	Prec Limit
BA13436	Chromium, Total	mg/L	-0.0000129	0.00044	0.10	0.101	0.0987	0.104	0.085 to 0.115	101	70 to 130	2.30	20
BA13436	Molybdenum, Total	mg/L	0.0000288	0.0001474	0.10	0.130	0.128	0.102	0.085 to 0.115	99.4	70 to 130	1.55	20
BA13436	Thallium, Total	mg/L	0.00000059	0.0001474	0.10	0.108	0.106	0.109	0.085 to 0.115	108	70 to 130	1.87	20
BA13436	Arsenic, Total	mg/L	0.0000288	0.0001474	0.10	0.113	0.116	0.106	0.085 to 0.115	102	70 to 130	2.62	20
BA13706	Manganese, Dissolved	mg/L	-0.0000204	0.0001474	0.10	0.108	0.107	0.101	0.085 to 0.115	96.2	70 to 130	0.930	20
BA13436	Beryllium, Total	mg/L	0.0000361	0.00088	0.10	0.102	0.0991	0.101	0.085 to 0.115	102	70 to 130	2.88	20
BA13436	Boron, Total	mg/L	-0.000424	0.0650254	1.00	1.21	1.23	0.985	0.85 to 1.15	96.3	70 to 130	1.64	20
BA13436	Calcium, Total	mg/L	0.00728	0.1518	5.00	51.9	51.9	5.17	4.25 to 5.75	102	70 to 130	0.00	20
BA13436	Mercury, Total by CVAA	mg/L	0.0000279	0.0005	0.004	0.00340	0.00335	0.00370	0.0034 to 0.0046	85.0	70 to 130	1.48	20
BA13436	Cadmium, Total	mg/L	0.00000	0.0001474	0.10	0.0978	0.0963	0.104	0.085 to 0.115	97.8	70 to 130	1.55	20
BA13436	Potassium, Total	mg/L	-0.00382	0.3674	10.0	16.4	16.0	10.2	8.5 to 11.5	102	70 to 130	2.47	20
BA13436	Magnesium, Total	mg/L	0.00495	0.0462	5.00	28.7	28.5	5.14	4.25 to 5.75	110	70 to 130	0.699	20
BA13436	Manganese, Total	mg/L	0.0000706	0.0001474	0.10	0.238	0.233	0.101	0.085 to 0.115	97.0	70 to 130	2.12	20
BA13436	Lead, Total	mg/L	0.00000672	0.0001474	0.10	0.104	0.105	0.107	0.085 to 0.115	104	70 to 130	0.957	20
BA13706	Iron, Dissolved	mg/L	-0.000688	0.0176	0.2	0.554	0.559	0.201	0.17 to 0.23	99.5	70 to 130	0.898	20
BA13436	Barium, Total	mg/L	-0.00000661	0.0002	0.10	0.163	0.160	0.103	0.085 to 0.115	97.6	70 to 130	1.86	20
BA13436	Cobalt, Total	mg/L	0.0000211	0.0001474	0.10	0.102	0.0996	0.106	0.085 to 0.115	102	70 to 130	2.38	20
BA13436	Iron, Total	mg/L	-0.000302	0.0176	0.2	0.326	0.329	0.205	0.17 to 0.23	98.5	70 to 130	0.916	20
BA13436	Antimony, Total	mg/L	0.000178	0.001	0.10	0.0988	0.0985	0.0992	0.085 to 0.115	98.8	70 to 130	0.304	20
BA13436	Lithium, Total	mg/L	-0.000328	0.0154	0.20	0.338	0.340	0.201	0.17 to 0.23	106	70 to 130	0.590	20
BA13436	Sodium, Total	mg/L	0.00122	0.044	5.00	47.7	47.7	5.12	4.25 to 5.75	108	70 to 130	0.00	20
BA13436	Selenium, Total	mg/L	0.0000765	0.001	0.10	0.0797	0.0841	0.105	0.085 to 0.115	79.7	70 to 130	5.37	20

Comments: The client submitted filtered samples for dissolved analysis, but no MB or LCS were submitted. Therefore, dissolved data is qualified.
LBM 09/01/20

Reported: 9/3/2020
Version: 3.1
COA_CCR

Alabama Power
General Test Laboratory
744 County Road 87, GSC #8
Calera, AL 35040

Alabama Power

Batch QC Summary

Customer Account: WMWGASAP
Sample Date: 7/21/20 13:30
Customer ID:
Delivery Date: 7/21/20 16:13

Description: Gaston Ash Pond - MW-33V

Laboratory ID Number: BA13436

Sample	Analysis	Units	MB	MB Limit	Spike	MS	Sample Duplicate	Standard	Standard Limit	Rec	Rec Limit	Prec	Prec Limit
BA13716	Alkalinity, Total as CaCO3	mg/L					128	49.3	45.0 to 55.0			0.00	10
BA13436	Chloride	mg/L	0.0111	0.50	50.0	76.7	26.2	10.6	9 to 11	98.0	80 to 120	5.57	20
BA13436	Fluoride	mg/L	0.0292	0.05	2.50	2.89	0.318	2.63	2.25 to 2.75	103	80 to 120	1.58	20
BA13436	Sulfate	mg/L	-0.522	0.50	20.0	46.0	24.3	20.4	18 to 22	108	80 to 120	0.411	20
BA13436	Solids, Dissolved	mg/L	-1.00	25			332	51.0	40 to 60			0.150	5

Comments: The client submitted filtered samples for dissolved analysis, but no MB or LCS were submitted. Therefore, dissolved data is qualified.
LBM 09/01/20

Reported: 9/3/2020
Version: 3.1
COA_CCR

Alabama Power
General Test Laboratory
744 County Road 87, GSC #8
Calera, AL 35040

Certificate Of Analysis

Alabama Power

Description: Gaston Ash Pond - MW-20V

Location Code: WMWGASAP
Collected: 7/22/20 09:32
Customer ID:
Submittal Date: 7/23/20 15:42

Laboratory ID Number: BA13706

Name	Prepared	Analyzed	Vio Spec	DF	Results	Units	MDL	RL	Q
Analytical Method: EPA 200.7	***Analyst: RDA***				***Preparation Method: EPA 1638***				
* Boron, Total	7/27/20 09:09	7/28/20 11:15		1.015	2.79	mg/L	0.03	0.1	
* Calcium, Total	7/27/20 09:09	7/28/20 13:19		10.15	119	mg/L	1.015	5.075	
* Iron, Total	7/27/20 09:09	7/28/20 11:15		1.015	0.385	mg/L	0.02	0.05	
* Lithium, Total	7/27/20 09:09	7/28/20 11:15		1.015	0.0423	mg/L	0.01	0.02	
* Magnesium, Total	7/27/20 09:09	7/28/20 13:19		10.15	68.3	mg/L	1.015	5.075	
* Sodium, Total	7/27/20 09:09	7/28/20 11:15		1.015	15.2	mg/L	0.1	0.5	
Analytical Method: EPA 200.7	***Analyst: RDA***								
* Iron, Dissolved	7/27/20 10:40	7/27/20 13:47		1.015	0.355	mg/L	0.02	0.05	
Analytical Method: EPA 200.8	***Analyst: DLJ***				***Preparation Method: EPA 1638***				
* Antimony, Total	7/30/20 08:45	7/30/20 17:54		1.015	Not Detected	mg/L	0.0008	0.003	U
* Arsenic, Total	7/30/20 08:45	7/30/20 17:54		1.015	0.00105	mg/L	0.001	0.005	J
* Barium, Total	7/30/20 08:45	7/30/20 17:54		1.015	0.0242	mg/L	0.002	0.01	
* Beryllium, Total	7/30/20 08:45	7/30/20 17:54		1.015	Not Detected	mg/L	0.0006	0.003	U
* Cadmium, Total	7/30/20 08:45	7/30/20 17:54		1.015	Not Detected	mg/L	0.0003	0.001	U
* Chromium, Total	7/30/20 08:45	7/30/20 17:54		1.015	Not Detected	mg/L	0.002	0.01	U
* Cobalt, Total	7/30/20 08:45	7/30/20 17:54		1.015	Not Detected	mg/L	0.002	0.005	U
* Lead, Total	7/30/20 08:45	7/30/20 17:54		1.015	Not Detected	mg/L	0.001	0.005	U
* Molybdenum, Total	7/30/20 08:45	7/30/20 17:54		1.015	0.288	mg/L	0.002	0.01	
* Potassium, Total	7/30/20 08:45	7/30/20 17:54		1.015	0.308	mg/L	0.3	2.5	J
* Manganese, Total	7/30/20 08:45	7/30/20 17:54		1.015	0.0108	mg/L	0.001	0.005	
* Selenium, Total	7/30/20 08:45	7/30/20 17:54		1.015	Not Detected	mg/L	0.002	0.01	U
* Thallium, Total	7/30/20 08:45	7/30/20 17:54		1.015	Not Detected	mg/L	0.0002	0.001	U
Analytical Method: EPA 200.8	***Analyst: DLJ***								
* Manganese, Dissolved	7/30/20 11:42	7/30/20 14:22		1.015	0.0118	mg/L	0.001	0.005	
Analytical Method: EPA 245.1	***Analyst: GAS***								
* Mercury, Total by CVAA	8/10/20 10:47	8/11/20 11:36		1	Not Detected	mg/L	0.0003	0.0005	U
Analytical Method: SM 2320 B	***Analyst: JAG***								
Alkalinity, Total as CaCO3	7/30/20 10:00	7/30/20 11:30		1	62.8	mg/L		0.1	
Analytical Method: SM 2540C	***Analyst: TJW***								
* Solids, Dissolved	7/24/20 13:00	7/29/20 14:40		1	814	mg/L		50	

MDL's and RL's are adjusted for sample dilution, as applicable

Comments: The client submitted filtered samples for dissolved analysis, but no MB or LCS were submitted. Therefore, dissolved data is qualified.
LBM 09/01/20

Reported: 9/3/2020
Version: 3.1
COA_CCR

Alabama Power
General Test Laboratory
744 County Road 87, GSC #8
Calera, AL 35040

Certificate Of Analysis

Alabama Power

Description: Gaston Ash Pond - MW-20V

Location Code: WMWGASAP
Collected: 7/22/20 09:32
Customer ID:
Submittal Date: 7/23/20 15:42

Laboratory ID Number: BA13706

Name	Prepared	Analyzed	Vio Spec	DF	Results	Units	MDL	RL	Q
Analytical Method: SM 4500CO2 D	***Analyst: JAG***								
Bicarbonate Alkalinity, (calc.)	7/30/20 10:00	7/30/20 11:30		1	61.8	mg/L			
Carbonate Alkalinity, (calc.)	7/30/20 10:00	7/30/20 11:30		1	0.92	mg/L			
Analytical Method: SM4500Cl E	***Analyst: JCC***								
* Chloride	7/30/20 11:50	7/30/20 11:50		1	18.5	mg/L	0.50	1	
Analytical Method: SM4500F G 2017	***Analyst: JCC***								
* Fluoride	7/31/20 10:52	7/31/20 10:52		1	Not Detected	mg/L	0.06	0.1	U
Analytical Method: SM4500SO4 E 2011	***Analyst: JCC***								
* Sulfate	8/5/20 11:13	8/5/20 11:13		40	507	mg/L	20.00	40	
Analytical Method: Field Measurements	***Analyst: DKG***								
Conductivity	7/22/20 09:29	7/22/20 09:29			1081.38	uS/cm			FA
pH	7/22/20 09:29	7/22/20 09:29			8.25	SU			FA
Temperature	7/22/20 09:29	7/22/20 09:29			20.88	C			FA
Turbidity	7/22/20 09:29	7/22/20 09:29			0.69	NTU			FA

MDL's and RL's are adjusted for sample dilution, as applicable

Comments: The client submitted filtered samples for dissolved analysis, but no MB or LCS were submitted. Therefore, dissolved data is qualified.
LBM 09/01/20

Reported: 9/3/2020
Version: 3.1
COA_CCR

Alabama Power
General Test Laboratory
744 County Road 87, GSC #8
Calera, AL 35040

Batch QC Summary

Alabama Power

Customer Account: WMWGASAP
Sample Date: 7/22/20 09:32
Customer ID:
Delivery Date: 7/23/20 15:42

Description: Gaston Ash Pond - MW-20V

Laboratory ID Number: BA13706

Sample	Analysis	Units	MB	MB Limit	Spike	MS	MSD	Standard	Standard Limit	Rec	Rec Limit	Prec	Prec Limit
BA13715	Potassium, Total	mg/L	-0.00382	0.3674	10.0	10.6	10.6	10.2	8.5 to 11.5	106	70 to 130	0.00	20
BA13715	Calcium, Total	mg/L	0.00728	0.1518	5.00	43.5	42.7	5.17	4.25 to 5.75	100	70 to 130	1.86	20
BA13715	Iron, Total	mg/L	-0.000302	0.0176	0.2	0.200	0.203	0.205	0.17 to 0.23	100	70 to 130	1.49	20
BA13715	Boron, Total	mg/L	-0.000424	0.0650254	1.00	0.977	0.991	0.985	0.85 to 1.15	97.7	70 to 130	1.42	20
BA13715	Mercury, Total by CVAA	mg/L	0.0000286	0.0005	0.004	0.00360	0.00363	0.00366	0.0034 to 0.0046	90.0	70 to 130	0.830	20
BA13706	Manganese, Dissolved	mg/L	-0.0000204	0.0001474	0.10	0.108	0.107	0.101	0.085 to 0.115	96.2	70 to 130	0.930	20
BA13715	Barium, Total	mg/L	-0.00000661	0.0002	0.10	0.114	0.114	0.103	0.085 to 0.115	99.9	70 to 130	0.00	20
BA13715	Chromium, Total	mg/L	-0.0000129	0.00044	0.10	0.103	0.104	0.104	0.085 to 0.115	103	70 to 130	0.966	20
BA13715	Manganese, Total	mg/L	0.0000706	0.0001474	0.10	0.0991	0.101	0.101	0.085 to 0.115	99.1	70 to 130	1.90	20
BA13715	Cadmium, Total	mg/L	0.00000	0.0001474	0.10	0.100	0.0998	0.104	0.085 to 0.115	100	70 to 130	0.200	20
BA13715	Lithium, Total	mg/L	-0.000328	0.0154	0.20	0.204	0.204	0.201	0.17 to 0.23	102	70 to 130	0.00	20
BA13715	Molybdenum, Total	mg/L	0.0000288	0.0001474	0.10	0.0984	0.101	0.102	0.085 to 0.115	98.4	70 to 130	2.61	20
BA13715	Beryllium, Total	mg/L	0.0000361	0.00088	0.10	0.0997	0.0996	0.101	0.085 to 0.115	99.7	70 to 130	0.100	20
BA13715	Lead, Total	mg/L	0.00000672	0.0001474	0.10	0.106	0.106	0.107	0.085 to 0.115	106	70 to 130	0.00	20
BA13706	Iron, Dissolved	mg/L	-0.000688	0.0176	0.2	0.554	0.559	0.201	0.17 to 0.23	99.5	70 to 130	0.898	20
BA13715	Arsenic, Total	mg/L	0.0000288	0.0001474	0.10	0.102	0.106	0.106	0.085 to 0.115	102	70 to 130	3.85	20
BA13715	Cobalt, Total	mg/L	0.0000211	0.0001474	0.10	0.104	0.106	0.106	0.085 to 0.115	104	70 to 130	1.90	20
BA13715	Sodium, Total	mg/L	0.00122	0.044	5.00	7.85	8.00	5.12	4.25 to 5.75	105	70 to 130	1.89	20
BA13715	Selenium, Total	mg/L	0.0000765	0.001	0.10	0.104	0.105	0.105	0.085 to 0.115	104	70 to 130	0.957	20
BA13715	Thallium, Total	mg/L	0.00000059	0.0001474	0.10	0.110	0.106	0.109	0.085 to 0.115	110	70 to 130	3.70	20
BA13715	Magnesium, Total	mg/L	0.00495	0.0462	5.00	25.2	25.4	5.14	4.25 to 5.75	92.0	70 to 130	0.791	20
BA13715	Antimony, Total	mg/L	0.000178	0.001	0.10	0.0978	0.0966	0.0992	0.085 to 0.115	97.8	70 to 130	1.23	20

Comments: The client submitted filtered samples for dissolved analysis, but no MB or LCS were submitted. Therefore, dissolved data is qualified.
LBM 09/01/20

Reported: 9/3/2020
Version: 3.1
COA_CCR

Alabama Power
General Test Laboratory
744 County Road 87, GSC #8
Calera, AL 35040

Alabama Power

Batch QC Summary

Customer Account: WMWGASAP
Sample Date: 7/22/20 09:32
Customer ID:
Delivery Date: 7/23/20 15:42

Description: Gaston Ash Pond - MW-20V

Laboratory ID Number: BA13706

Sample	Analysis	Units	MB	MB Limit	Spike	MS	Sample Duplicate	Standard	Standard Limit	Rec	Rec Limit	Prec	Prec Limit
BA13715	Fluoride	mg/L	0.0173	0.05	2.50	2.64	0.0408	2.63	2.25 to 2.75	106	80 to 120	0.00	20
BA13716	Solids, Dissolved	mg/L	2.00	25			219	56.0	40 to 60			0.690	5
BA13715	Sulfate	mg/L	-0.532	0.50	20.0	21.4	3.64	18.9	18 to 22	88.8	80 to 120	0.274	20
BA13715	Chloride	mg/L	0.0175	0.50	10.0	12.9	2.61	10.6	9 to 11	104	80 to 120	3.11	20
BA13716	Alkalinity, Total as CaCO3	mg/L					128	49.3	45.0 to 55.0			0.00	10

Comments: The client submitted filtered samples for dissolved analysis, but no MB or LCS were submitted. Therefore, dissolved data is qualified.
LBM 09/01/20

Alabama Power
General Test Laboratory
744 County Road 87, GSC #8
Calera, AL 35040

Certificate Of Analysis

Alabama Power

Description: Gaston Ash Pond - MW-20SV

Location Code: WMWGASAP
Collected: 7/22/20 11:05
Customer ID:
Submittal Date: 7/23/20 15:42

Laboratory ID Number: BA13707

Name	Prepared	Analyzed	Vio Spec	DF	Results	Units	MDL	RL	Q
Analytical Method: EPA 200.7	***Analyst: RDA***				***Preparation Method: EPA 1638***				
* Boron, Total	7/27/20 09:09	7/28/20 11:18		1.015	2.64	mg/L	0.03	0.1	
* Calcium, Total	7/27/20 09:09	7/28/20 13:22		10.15	132	mg/L	1.015	5.075	
* Iron, Total	7/27/20 09:09	7/28/20 13:22		10.15	9.56	mg/L	0.203	0.5075	
* Lithium, Total	7/27/20 09:09	7/28/20 11:18		1.015	Not Detected	mg/L	0.01	0.02	U
* Magnesium, Total	7/27/20 09:09	7/28/20 13:22		10.15	50.3	mg/L	1.015	5.075	
* Sodium, Total	7/27/20 09:09	7/28/20 11:18		1.015	17.4	mg/L	0.1	0.5	
Analytical Method: EPA 200.7	***Analyst: RDA***								
* Iron, Dissolved	7/27/20 10:40	7/28/20 12:32		10.15	8.76	mg/L	0.203	0.5075	
Analytical Method: EPA 200.8	***Analyst: DLJ***				***Preparation Method: EPA 1638***				
* Antimony, Total	7/30/20 08:45	7/30/20 17:57		1.015	Not Detected	mg/L	0.0008	0.003	U
* Arsenic, Total	7/30/20 08:45	7/30/20 17:57		1.015	0.00420	mg/L	0.001	0.005	J
* Barium, Total	7/30/20 08:45	7/30/20 17:57		1.015	0.120	mg/L	0.002	0.01	
* Beryllium, Total	7/30/20 08:45	7/30/20 17:57		1.015	Not Detected	mg/L	0.0006	0.003	U
* Cadmium, Total	7/30/20 08:45	7/30/20 17:57		1.015	Not Detected	mg/L	0.0003	0.001	U
* Chromium, Total	7/30/20 08:45	7/30/20 17:57		1.015	Not Detected	mg/L	0.002	0.01	U
* Cobalt, Total	7/30/20 08:45	7/30/20 17:57		1.015	Not Detected	mg/L	0.002	0.005	U
* Lead, Total	7/30/20 08:45	7/30/20 17:57		1.015	Not Detected	mg/L	0.001	0.005	U
* Molybdenum, Total	7/30/20 08:45	7/30/20 17:57		1.015	0.147	mg/L	0.002	0.01	
* Potassium, Total	7/30/20 08:45	7/30/20 17:57		1.015	0.598	mg/L	0.3	2.5	J
* Manganese, Total	7/30/20 08:45	7/30/20 17:57		1.015	0.194	mg/L	0.001	0.005	
* Selenium, Total	7/30/20 08:45	7/30/20 17:57		1.015	Not Detected	mg/L	0.002	0.01	U
* Thallium, Total	7/30/20 08:45	7/30/20 17:57		1.015	Not Detected	mg/L	0.0002	0.001	U
Analytical Method: EPA 200.8	***Analyst: DLJ***								
* Manganese, Dissolved	7/30/20 11:42	7/30/20 14:38		1.015	0.186	mg/L	0.001	0.005	
Analytical Method: EPA 245.1	***Analyst: GAS***								
* Mercury, Total by CVAA	8/10/20 10:47	8/11/20 11:39		1	Not Detected	mg/L	0.0003	0.0005	U
Analytical Method: SM 2320 B	***Analyst: JAG***								
Alkalinity, Total as CaCO3	7/30/20 10:00	7/30/20 11:30		1	93.2	mg/L		0.1	
Analytical Method: SM 2540C	***Analyst: TJW***								
* Solids, Dissolved	7/24/20 13:00	7/29/20 14:40		1	744	mg/L		25	

MDL's and RL's are adjusted for sample dilution, as applicable

Comments: The client submitted filtered samples for dissolved analysis, but no MB or LCS were submitted. Therefore, dissolved data is qualified.
LBM 09/01/20

Reported: 9/3/2020
Version: 3.1
COA_CCR

Alabama Power
General Test Laboratory
744 County Road 87, GSC #8
Calera, AL 35040

Certificate Of Analysis

Alabama Power

Description: Gaston Ash Pond - MW-20SV

Location Code: WMWGASAP
Collected: 7/22/20 11:05
Customer ID:
Submittal Date: 7/23/20 15:42

Laboratory ID Number: BA13707

Name	Prepared	Analyzed	Vio Spec	DF	Results	Units	MDL	RL	Q
Analytical Method: SM 4500CO2 D	***Analyst: JAG***								
Bicarbonate Alkalinity, (calc.)	7/30/20 10:00	7/30/20 11:30		1	93.1	mg/L			
Carbonate Alkalinity, (calc.)	7/30/20 10:00	7/30/20 11:30		1	0.09	mg/L			
Analytical Method: SM4500Cl E	***Analyst: JCC***								
* Chloride	7/30/20 11:52	7/30/20 11:52		2	23.1	mg/L	1.00	2	
Analytical Method: SM4500F G 2017	***Analyst: JCC***								
* Fluoride	7/31/20 10:53	7/31/20 10:53		1	0.0955	mg/L	0.06	0.1	J
Analytical Method: SM4500SO4 E 2011	***Analyst: JCC***								
* Sulfate	8/5/20 11:14	8/5/20 11:14		40	432	mg/L	20.00	40	
Analytical Method: Field Measurements	***Analyst: DKG***								
Conductivity	7/22/20 11:02	7/22/20 11:02			1046.49	uS/cm			FA
pH	7/22/20 11:02	7/22/20 11:02			7.18	SU			FA
Temperature	7/22/20 11:02	7/22/20 11:02			20.21	C			FA
Turbidity	7/22/20 11:02	7/22/20 11:02			8.44	NTU			FA

MDL's and RL's are adjusted for sample dilution, as applicable

Comments: The client submitted filtered samples for dissolved analysis, but no MB or LCS were submitted. Therefore, dissolved data is qualified.
LBM 09/01/20

Reported: 9/3/2020
Version: 3.1
COA_CCR

Alabama Power
General Test Laboratory
744 County Road 87, GSC #8
Calera, AL 35040

Batch QC Summary

Alabama Power

Customer Account: WMWGASAP
Sample Date: 7/22/20 11:05
Customer ID:
Delivery Date: 7/23/20 15:42

Description: Gaston Ash Pond - MW-20SV

Laboratory ID Number: BA13707

Sample	Analysis	Units	MB	MB Limit	Spike	MS	MSD	Standard	Standard Limit	Rec	Rec Limit	Prec	Prec Limit
BA13715	Potassium, Total	mg/L	-0.00382	0.3674	10.0	10.6	10.6	10.2	8.5 to 11.5	106	70 to 130	0.00	20
BA13715	Boron, Total	mg/L	-0.000424	0.0650254	1.00	0.977	0.991	0.985	0.85 to 1.15	97.7	70 to 130	1.42	20
BA13715	Mercury, Total by CVAA	mg/L	0.0000286	0.0005	0.004	0.00360	0.00363	0.00366	0.0034 to 0.0046	90.0	70 to 130	0.830	20
BA13715	Barium, Total	mg/L	-0.00000661	0.0002	0.10	0.114	0.114	0.103	0.085 to 0.115	99.9	70 to 130	0.00	20
BA13715	Chromium, Total	mg/L	-0.0000129	0.00044	0.10	0.103	0.104	0.104	0.085 to 0.115	103	70 to 130	0.966	20
BA13715	Manganese, Total	mg/L	0.0000706	0.0001474	0.10	0.0991	0.101	0.101	0.085 to 0.115	99.1	70 to 130	1.90	20
BA13716	Iron, Dissolved	mg/L	-0.000688	0.0176	0.2	0.205	0.203	0.201	0.17 to 0.23	102	70 to 130	0.980	20
BA13715	Beryllium, Total	mg/L	0.0000361	0.00088	0.10	0.0997	0.0996	0.101	0.085 to 0.115	99.7	70 to 130	0.100	20
BA13715	Lead, Total	mg/L	0.00000672	0.0001474	0.10	0.106	0.106	0.107	0.085 to 0.115	106	70 to 130	0.00	20
BA13715	Calcium, Total	mg/L	0.00728	0.1518	5.00	43.5	42.7	5.17	4.25 to 5.75	100	70 to 130	1.86	20
BA13715	Iron, Total	mg/L	-0.000302	0.0176	0.2	0.200	0.203	0.205	0.17 to 0.23	100	70 to 130	1.49	20
BA13715	Arsenic, Total	mg/L	0.0000288	0.0001474	0.10	0.102	0.106	0.106	0.085 to 0.115	102	70 to 130	3.85	20
BA13715	Cobalt, Total	mg/L	0.0000211	0.0001474	0.10	0.104	0.106	0.106	0.085 to 0.115	104	70 to 130	1.90	20
BA13715	Sodium, Total	mg/L	0.00122	0.044	5.00	7.85	8.00	5.12	4.25 to 5.75	105	70 to 130	1.89	20
BA13715	Selenium, Total	mg/L	0.0000765	0.001	0.10	0.104	0.105	0.105	0.085 to 0.115	104	70 to 130	0.957	20
BA13715	Thallium, Total	mg/L	0.00000059	0.0001474	0.10	0.110	0.106	0.109	0.085 to 0.115	110	70 to 130	3.70	20
BA13715	Cadmium, Total	mg/L	0.00000	0.0001474	0.10	0.100	0.0998	0.104	0.085 to 0.115	100	70 to 130	0.200	20
BA13715	Lithium, Total	mg/L	-0.000328	0.0154	0.20	0.204	0.204	0.201	0.17 to 0.23	102	70 to 130	0.00	20
BA13715	Molybdenum, Total	mg/L	0.0000288	0.0001474	0.10	0.0984	0.101	0.102	0.085 to 0.115	98.4	70 to 130	2.61	20
BA13716	Manganese, Dissolved	mg/L	-0.0000204	0.0001474	0.10	0.0983	0.0970	0.101	0.085 to 0.115	98.3	70 to 130	1.33	20
BA13715	Magnesium, Total	mg/L	0.00495	0.0462	5.00	25.2	25.4	5.14	4.25 to 5.75	92.0	70 to 130	0.791	20
BA13715	Antimony, Total	mg/L	0.000178	0.001	0.10	0.0978	0.0966	0.0992	0.085 to 0.115	97.8	70 to 130	1.23	20

Comments: The client submitted filtered samples for dissolved analysis, but no MB or LCS were submitted. Therefore, dissolved data is qualified.
LBM 09/01/20

Reported: 9/3/2020
Version: 3.1
COA_CCR

Alabama Power
General Test Laboratory
744 County Road 87, GSC #8
Calera, AL 35040

Alabama Power

Batch QC Summary

Customer Account: WMWGASAP
Sample Date: 7/22/20 11:05
Customer ID:
Delivery Date: 7/23/20 15:42

Description: Gaston Ash Pond - MW-20SV

Laboratory ID Number: BA13707

Sample	Analysis	Units	MB	MB Limit	Spike	MS	Sample Duplicate	Standard	Standard Limit	Rec	Rec Limit	Prec	Prec Limit
BA13715	Fluoride	mg/L	0.0173	0.05	2.50	2.64	0.0408	2.63	2.25 to 2.75	106	80 to 120	0.00	20
BA13716	Solids, Dissolved	mg/L	2.00	25			219	56.0	40 to 60			0.690	5
BA13715	Chloride	mg/L	0.0175	0.50	10.0	12.9	2.61	10.6	9 to 11	104	80 to 120	3.11	20
BA13716	Alkalinity, Total as CaCO3	mg/L					128	49.3	45.0 to 55.0			0.00	10
BA13715	Sulfate	mg/L	-0.532	0.50	20.0	21.4	3.64	18.9	18 to 22	88.8	80 to 120	0.274	20

Comments: The client submitted filtered samples for dissolved analysis, but no MB or LCS were submitted. Therefore, dissolved data is qualified.
LBM 09/01/20

Reported: 9/3/2020
Version: 3.1
COA_CCR

Alabama Power
General Test Laboratory
744 County Road 87, GSC #8
Calera, AL 35040

Certificate Of Analysis

Alabama Power

Description: Gaston Ash Pond - MW-20SV DUP

Location Code: WMWGASAP
Collected: 7/22/20 11:05
Customer ID:
Submittal Date: 7/23/20 15:42

Laboratory ID Number: BA13708

Name	Prepared	Analyzed	Vio Spec	DF	Results	Units	MDL	RL	Q
Analytical Method: EPA 200.7	***Analyst: RDA***				***Preparation Method: EPA 1638***				
* Boron, Total	7/27/20 09:09	7/28/20 11:21		1.015	2.63	mg/L	0.03	0.1	
* Calcium, Total	7/27/20 09:09	7/28/20 13:25		10.15	130	mg/L	1.015	5.075	
* Iron, Total	7/27/20 09:09	7/28/20 13:25		10.15	9.36	mg/L	0.203	0.5075	
* Lithium, Total	7/27/20 09:09	7/28/20 11:21		1.015	Not Detected	mg/L	0.01	0.02	U
* Magnesium, Total	7/27/20 09:09	7/28/20 13:25		10.15	50.0	mg/L	1.015	5.075	
* Sodium, Total	7/27/20 09:09	7/28/20 11:21		1.015	17.5	mg/L	0.1	0.5	
Analytical Method: EPA 200.7	***Analyst: RDA***								
* Iron, Dissolved	7/27/20 10:40	7/28/20 12:35		10.15	8.48	mg/L	0.203	0.5075	
Analytical Method: EPA 200.8	***Analyst: DLJ***				***Preparation Method: EPA 1638***				
* Antimony, Total	7/30/20 08:45	7/30/20 17:59		1.015	Not Detected	mg/L	0.0008	0.003	U
* Arsenic, Total	7/30/20 08:45	7/30/20 17:59		1.015	0.00404	mg/L	0.001	0.005	J
* Barium, Total	7/30/20 08:45	7/30/20 17:59		1.015	0.118	mg/L	0.002	0.01	
* Beryllium, Total	7/30/20 08:45	7/30/20 17:59		1.015	Not Detected	mg/L	0.0006	0.003	U
* Cadmium, Total	7/30/20 08:45	7/30/20 17:59		1.015	Not Detected	mg/L	0.0003	0.001	U
* Chromium, Total	7/30/20 08:45	7/30/20 17:59		1.015	Not Detected	mg/L	0.002	0.01	U
* Cobalt, Total	7/30/20 08:45	7/30/20 17:59		1.015	Not Detected	mg/L	0.002	0.005	U
* Lead, Total	7/30/20 08:45	7/30/20 17:59		1.015	Not Detected	mg/L	0.001	0.005	U
* Molybdenum, Total	7/30/20 08:45	7/30/20 17:59		1.015	0.148	mg/L	0.002	0.01	
* Potassium, Total	7/30/20 08:45	7/30/20 17:59		1.015	0.602	mg/L	0.3	2.5	J
* Manganese, Total	7/30/20 08:45	7/30/20 17:59		1.015	0.188	mg/L	0.001	0.005	
* Selenium, Total	7/30/20 08:45	7/30/20 17:59		1.015	Not Detected	mg/L	0.002	0.01	U
* Thallium, Total	7/30/20 08:45	7/30/20 17:59		1.015	Not Detected	mg/L	0.0002	0.001	U
Analytical Method: EPA 200.8	***Analyst: DLJ***								
* Manganese, Dissolved	7/30/20 11:42	7/30/20 14:40		1.015	0.184	mg/L	0.001	0.005	
Analytical Method: EPA 245.1	***Analyst: GAS***								
* Mercury, Total by CVAA	8/10/20 10:47	8/11/20 11:41		1	Not Detected	mg/L	0.0003	0.0005	U
Analytical Method: SM 2320 B	***Analyst: JAG***								
Alkalinity, Total as CaCO3	7/30/20 10:00	7/30/20 11:30		1	93.5	mg/L		0.1	
Analytical Method: SM 2540C	***Analyst: TJW***								
* Solids, Dissolved	7/24/20 13:00	7/29/20 14:40		1	754	mg/L		50	

MDL's and RL's are adjusted for sample dilution, as applicable

Comments: The client submitted filtered samples for dissolved analysis, but no MB or LCS were submitted. Therefore, dissolved data is qualified.
LBM 09/01/20

Reported: 9/3/2020
Version: 3.1
COA_CCR

Alabama Power
General Test Laboratory
744 County Road 87, GSC #8
Calera, AL 35040

Certificate Of Analysis

Alabama Power

Description: Gaston Ash Pond - MW-20SV DUP

Location Code: WMWGASAP
Collected: 7/22/20 11:05
Customer ID:
Submittal Date: 7/23/20 15:42

Laboratory ID Number: BA13708

Name	Prepared	Analyzed	Vio Spec	DF	Results	Units	MDL	RL	Q
Analytical Method: SM 4500CO2 D	***Analyst: JAG***								
Bicarbonate Alkalinity, (calc.)	7/30/20 10:00	7/30/20 11:30		1	93.4	mg/L			
Carbonate Alkalinity, (calc.)	7/30/20 10:00	7/30/20 11:30		1	0.10	mg/L			
Analytical Method: SM4500Cl E	***Analyst: JCC***								
* Chloride	7/30/20 11:53	7/30/20 11:53		2	23.3	mg/L	1.00	2	
Analytical Method: SM4500F G 2017	***Analyst: JCC***								
* Fluoride	7/31/20 10:54	7/31/20 10:54		1	0.0917	mg/L	0.06	0.1	J
Analytical Method: SM4500SO4 E 2011	***Analyst: JCC***								
* Sulfate	8/5/20 11:15	8/5/20 11:15		40	431	mg/L	20.00	40	
Analytical Method: Field Measurements	***Analyst: DKG***								
Conductivity	7/22/20 11:02	7/22/20 11:02			1046.49	uS/cm			FA
pH	7/22/20 11:02	7/22/20 11:02			7.18	SU			FA
Temperature	7/22/20 11:02	7/22/20 11:02			20.21	C			FA
Turbidity	7/22/20 11:02	7/22/20 11:02			8.44	NTU			FA

MDL's and RL's are adjusted for sample dilution, as applicable

Comments: The client submitted filtered samples for dissolved analysis, but no MB or LCS were submitted. Therefore, dissolved data is qualified.
LBM 09/01/20

Reported: 9/3/2020
Version: 3.1
COA_CCR

Alabama Power
General Test Laboratory
744 County Road 87, GSC #8
Calera, AL 35040

Batch QC Summary

Alabama Power

Customer Account: WMWGASAP
Sample Date: 7/22/20 11:05
Customer ID:
Delivery Date: 7/23/20 15:42

Description: Gaston Ash Pond - MW-20SV DUP

Laboratory ID Number: BA13708

Sample	Analysis	Units	MB	MB Limit	Spike	MS	MSD	Standard	Standard Limit	Rec	Rec Limit	Prec	Prec Limit
BA13715	Potassium, Total	mg/L	-0.00382	0.3674	10.0	10.6	10.6	10.2	8.5 to 11.5	106	70 to 130	0.00	20
BA13715	Boron, Total	mg/L	-0.000424	0.0650254	1.00	0.977	0.991	0.985	0.85 to 1.15	97.7	70 to 130	1.42	20
BA13715	Mercury, Total by CVAA	mg/L	0.0000286	0.0005	0.004	0.00360	0.00363	0.00366	0.0034 to 0.0046	90.0	70 to 130	0.830	20
BA13715	Magnesium, Total	mg/L	0.00495	0.0462	5.00	25.2	25.4	5.14	4.25 to 5.75	92.0	70 to 130	0.791	20
BA13715	Antimony, Total	mg/L	0.000178	0.001	0.10	0.0978	0.0966	0.0992	0.085 to 0.115	97.8	70 to 130	1.23	20
BA13715	Calcium, Total	mg/L	0.00728	0.1518	5.00	43.5	42.7	5.17	4.25 to 5.75	100	70 to 130	1.86	20
BA13715	Iron, Total	mg/L	-0.000302	0.0176	0.2	0.200	0.203	0.205	0.17 to 0.23	100	70 to 130	1.49	20
BA13715	Arsenic, Total	mg/L	0.0000288	0.0001474	0.10	0.102	0.106	0.106	0.085 to 0.115	102	70 to 130	3.85	20
BA13715	Cobalt, Total	mg/L	0.0000211	0.0001474	0.10	0.104	0.106	0.106	0.085 to 0.115	104	70 to 130	1.90	20
BA13715	Sodium, Total	mg/L	0.00122	0.044	5.00	7.85	8.00	5.12	4.25 to 5.75	105	70 to 130	1.89	20
BA13715	Selenium, Total	mg/L	0.0000765	0.001	0.10	0.104	0.105	0.105	0.085 to 0.115	104	70 to 130	0.957	20
BA13715	Thallium, Total	mg/L	0.00000059	0.0001474	0.10	0.110	0.106	0.109	0.085 to 0.115	110	70 to 130	3.70	20
BA13715	Barium, Total	mg/L	-0.00000661	0.0002	0.10	0.114	0.114	0.103	0.085 to 0.115	99.9	70 to 130	0.00	20
BA13715	Chromium, Total	mg/L	-0.0000129	0.00044	0.10	0.103	0.104	0.104	0.085 to 0.115	103	70 to 130	0.966	20
BA13715	Manganese, Total	mg/L	0.0000706	0.0001474	0.10	0.0991	0.101	0.101	0.085 to 0.115	99.1	70 to 130	1.90	20
BA13716	Iron, Dissolved	mg/L	-0.000688	0.0176	0.2	0.205	0.203	0.201	0.17 to 0.23	102	70 to 130	0.980	20
BA13715	Beryllium, Total	mg/L	0.0000361	0.00088	0.10	0.0997	0.0996	0.101	0.085 to 0.115	99.7	70 to 130	0.100	20
BA13715	Lead, Total	mg/L	0.00000672	0.0001474	0.10	0.106	0.106	0.107	0.085 to 0.115	106	70 to 130	0.00	20
BA13715	Cadmium, Total	mg/L	0.00000	0.0001474	0.10	0.100	0.0998	0.104	0.085 to 0.115	100	70 to 130	0.200	20
BA13715	Lithium, Total	mg/L	-0.000328	0.0154	0.20	0.204	0.204	0.201	0.17 to 0.23	102	70 to 130	0.00	20
BA13715	Molybdenum, Total	mg/L	0.0000288	0.0001474	0.10	0.0984	0.101	0.102	0.085 to 0.115	98.4	70 to 130	2.61	20
BA13716	Manganese, Dissolved	mg/L	-0.0000204	0.0001474	0.10	0.0983	0.0970	0.101	0.085 to 0.115	98.3	70 to 130	1.33	20

Comments: The client submitted filtered samples for dissolved analysis, but no MB or LCS were submitted. Therefore, dissolved data is qualified.
LBM 09/01/20

Reported: 9/3/2020
Version: 3.1
COA_CCR

Alabama Power
General Test Laboratory
744 County Road 87, GSC #8
Calera, AL 35040

Alabama Power

Batch QC Summary

Customer Account: WMWGASAP
Sample Date: 7/22/20 11:05
Customer ID:
Delivery Date: 7/23/20 15:42

Description: Gaston Ash Pond - MW-20SV DUP

Laboratory ID Number: BA13708

Sample	Analysis	Units	MB	MB Limit	Spike	MS	Sample Duplicate	Standard	Standard Limit	Rec	Rec Limit	Prec	Prec Limit
BA13715	Fluoride	mg/L	0.0173	0.05	2.50	2.64	0.0408	2.63	2.25 to 2.75	106	80 to 120	0.00	20
BA13715	Sulfate	mg/L	-0.532	0.50	20.0	21.4	3.64	18.9	18 to 22	88.8	80 to 120	0.274	20
BA13715	Chloride	mg/L	0.0175	0.50	10.0	12.9	2.61	10.6	9 to 11	104	80 to 120	3.11	20
BA13716	Alkalinity, Total as CaCO3	mg/L					128	49.3	45.0 to 55.0			0.00	10
BA13716	Solids, Dissolved	mg/L	2.00	25			219	56.0	40 to 60			0.690	5

Comments: The client submitted filtered samples for dissolved analysis, but no MB or LCS were submitted. Therefore, dissolved data is qualified.
LBM 09/01/20

Reported: 9/3/2020
Version: 3.1
COA_CCR

Alabama Power
General Test Laboratory
744 County Road 87, GSC #8
Calera, AL 35040

Certificate Of Analysis

Alabama Power

Description: Gaston Ash Pond - MW-20

Location Code: WMWGASAP
Collected: 7/22/20 12:30
Customer ID:
Submittal Date: 7/23/20 15:42

Laboratory ID Number: BA13709

Name	Prepared	Analyzed	Vio Spec	DF	Results	Units	MDL	RL	Q
Analytical Method: EPA 200.7	***Analyst: RDA***				***Preparation Method: EPA 1638***				
* Boron, Total	7/27/20 09:09	7/28/20 11:24		1.015	3.86	mg/L	0.03	0.1	
* Calcium, Total	7/27/20 09:09	7/28/20 13:28		10.15	161	mg/L	1.015	5.075	
* Iron, Total	7/27/20 09:09	7/28/20 11:24		1.015	Not Detected	mg/L	0.02	0.05	U
* Lithium, Total	7/27/20 09:09	7/28/20 11:24		1.015	0.125	mg/L	0.01	0.02	
* Magnesium, Total	7/27/20 09:09	7/28/20 13:28		10.15	50.3	mg/L	1.015	5.075	
* Sodium, Total	7/27/20 09:09	7/28/20 11:24		1.015	25.1	mg/L	0.1	0.5	
Analytical Method: EPA 200.7	***Analyst: RDA***								
* Iron, Dissolved	7/27/20 10:40	7/28/20 09:30		1.015	Not Detected	mg/L	0.02	0.05	U
Analytical Method: EPA 200.8	***Analyst: DLJ***				***Preparation Method: EPA 1638***				
* Antimony, Total	7/30/20 08:45	7/30/20 18:02		1.015	Not Detected	mg/L	0.0008	0.003	U
* Arsenic, Total	7/30/20 08:45	7/30/20 18:02		1.015	0.00349	mg/L	0.001	0.005	J
* Barium, Total	7/30/20 08:45	7/30/20 18:02		1.015	0.0612	mg/L	0.002	0.01	
* Beryllium, Total	7/30/20 08:45	7/30/20 18:02		1.015	Not Detected	mg/L	0.0006	0.003	U
* Cadmium, Total	7/30/20 08:45	7/30/20 18:02		1.015	Not Detected	mg/L	0.0003	0.001	U
* Chromium, Total	7/30/20 08:45	7/30/20 18:02		1.015	Not Detected	mg/L	0.002	0.01	U
* Cobalt, Total	7/30/20 08:45	7/30/20 18:02		1.015	Not Detected	mg/L	0.002	0.005	U
* Lead, Total	7/30/20 08:45	7/30/20 18:02		1.015	Not Detected	mg/L	0.001	0.005	U
* Molybdenum, Total	7/30/20 08:45	7/30/20 18:02		1.015	0.784	mg/L	0.002	0.01	
* Potassium, Total	7/30/20 08:45	7/30/20 18:02		1.015	7.70	mg/L	0.3	2.5	
* Manganese, Total	7/30/20 08:45	7/30/20 18:02		1.015	0.00258	mg/L	0.001	0.005	J
* Selenium, Total	7/30/20 08:45	7/30/20 18:02		1.015	Not Detected	mg/L	0.002	0.01	U
* Thallium, Total	7/30/20 08:45	7/30/20 18:02		1.015	Not Detected	mg/L	0.0002	0.001	U
Analytical Method: EPA 200.8	***Analyst: DLJ***								
* Manganese, Dissolved	7/30/20 11:42	7/30/20 14:43		1.015	0.00256	mg/L	0.001	0.005	J
Analytical Method: EPA 245.1	***Analyst: GAS***								
* Mercury, Total by CVAA	8/10/20 10:47	8/11/20 11:44		1	Not Detected	mg/L	0.0003	0.0005	U
Analytical Method: SM 2320 B	***Analyst: JAG***								
Alkalinity, Total as CaCO3	7/30/20 10:00	7/30/20 11:30		1	56.6	mg/L		0.1	
Analytical Method: SM 2540C	***Analyst: TJW***								
* Solids, Dissolved	7/24/20 13:00	7/29/20 14:40		1	934	mg/L		50	

MDL's and RL's are adjusted for sample dilution, as applicable

Comments: The client submitted filtered samples for dissolved analysis, but no MB or LCS were submitted. Therefore, dissolved data is qualified.
LBM 09/01/20

Reported: 9/3/2020
Version: 3.1
COA_CCR

Alabama Power
General Test Laboratory
744 County Road 87, GSC #8
Calera, AL 35040

Certificate Of Analysis

Alabama Power

Description: Gaston Ash Pond - MW-20

Location Code: WMWGASAP
Collected: 7/22/20 12:30
Customer ID:
Submittal Date: 7/23/20 15:42

Laboratory ID Number: BA13709

Name	Prepared	Analyzed	Vio Spec	DF	Results	Units	MDL	RL	Q
Analytical Method: SM 4500CO2 D	***Analyst: JAG***								
Bicarbonate Alkalinity, (calc.)	7/30/20 10:00	7/30/20 11:30		1	56.0	mg/L			
Carbonate Alkalinity, (calc.)	7/30/20 10:00	7/30/20 11:30		1	0.53	mg/L			
Analytical Method: SM4500Cl E	***Analyst: JCC***								
* Chloride	7/30/20 11:54	7/30/20 11:54		1	19.3	mg/L	0.50	1	
Analytical Method: SM4500F G 2017	***Analyst: JCC***								
* Fluoride	7/31/20 10:56	7/31/20 10:56		1	Not Detected	mg/L	0.06	0.1	U
Analytical Method: SM4500SO4 E 2011	***Analyst: JCC***								
* Sulfate	8/5/20 11:16	8/5/20 11:16		40	568	mg/L	20.00	40	
Analytical Method: Field Measurements	***Analyst: DKG***								
Conductivity	7/22/20 12:27	7/22/20 12:27			1198.89	uS/cm			FA
pH	7/22/20 12:27	7/22/20 12:27			7.84	SU			FA
Temperature	7/22/20 12:27	7/22/20 12:27			21.57	C			FA
Turbidity	7/22/20 12:27	7/22/20 12:27			0.44	NTU			FA

MDL's and RL's are adjusted for sample dilution, as applicable

Comments: The client submitted filtered samples for dissolved analysis, but no MB or LCS were submitted. Therefore, dissolved data is qualified.
LBM 09/01/20

Reported: 9/3/2020
Version: 3.1
COA_CCR

Alabama Power
General Test Laboratory
744 County Road 87, GSC #8
Calera, AL 35040

Batch QC Summary

Alabama Power

Customer Account: WMWGASAP
Sample Date: 7/22/20 12:30
Customer ID:
Delivery Date: 7/23/20 15:42

Description: Gaston Ash Pond - MW-20

Laboratory ID Number: BA13709

Sample	Analysis	Units	MB	MB Limit	Spike	MS	MSD	Standard	Standard Limit	Rec	Rec Limit	Prec	Prec Limit
BA13715	Potassium, Total	mg/L	-0.00382	0.3674	10.0	10.6	10.6	10.2	8.5 to 11.5	106	70 to 130	0.00	20
BA13715	Boron, Total	mg/L	-0.000424	0.0650254	1.00	0.977	0.991	0.985	0.85 to 1.15	97.7	70 to 130	1.42	20
BA13715	Mercury, Total by CVAA	mg/L	0.0000286	0.0005	0.004	0.00360	0.00363	0.00366	0.0034 to 0.0046	90.0	70 to 130	0.830	20
BA13715	Beryllium, Total	mg/L	0.0000361	0.00088	0.10	0.0997	0.0996	0.101	0.085 to 0.115	99.7	70 to 130	0.100	20
BA13715	Lead, Total	mg/L	0.00000672	0.0001474	0.10	0.106	0.106	0.107	0.085 to 0.115	106	70 to 130	0.00	20
BA13715	Barium, Total	mg/L	-0.00000661	0.0002	0.10	0.114	0.114	0.103	0.085 to 0.115	99.9	70 to 130	0.00	20
BA13715	Chromium, Total	mg/L	-0.0000129	0.00044	0.10	0.103	0.104	0.104	0.085 to 0.115	103	70 to 130	0.966	20
BA13715	Manganese, Total	mg/L	0.0000706	0.0001474	0.10	0.0991	0.101	0.101	0.085 to 0.115	99.1	70 to 130	1.90	20
BA13716	Iron, Dissolved	mg/L	-0.000688	0.0176	0.2	0.205	0.203	0.201	0.17 to 0.23	102	70 to 130	0.980	20
BA13715	Calcium, Total	mg/L	0.00728	0.1518	5.00	43.5	42.7	5.17	4.25 to 5.75	100	70 to 130	1.86	20
BA13715	Iron, Total	mg/L	-0.000302	0.0176	0.2	0.200	0.203	0.205	0.17 to 0.23	100	70 to 130	1.49	20
BA13715	Cadmium, Total	mg/L	0.00000	0.0001474	0.10	0.100	0.0998	0.104	0.085 to 0.115	100	70 to 130	0.200	20
BA13715	Lithium, Total	mg/L	-0.000328	0.0154	0.20	0.204	0.204	0.201	0.17 to 0.23	102	70 to 130	0.00	20
BA13715	Molybdenum, Total	mg/L	0.0000288	0.0001474	0.10	0.0984	0.101	0.102	0.085 to 0.115	98.4	70 to 130	2.61	20
BA13716	Manganese, Dissolved	mg/L	-0.0000204	0.0001474	0.10	0.0983	0.0970	0.101	0.085 to 0.115	98.3	70 to 130	1.33	20
BA13715	Magnesium, Total	mg/L	0.00495	0.0462	5.00	25.2	25.4	5.14	4.25 to 5.75	92.0	70 to 130	0.791	20
BA13715	Antimony, Total	mg/L	0.000178	0.001	0.10	0.0978	0.0966	0.0992	0.085 to 0.115	97.8	70 to 130	1.23	20
BA13715	Arsenic, Total	mg/L	0.0000288	0.0001474	0.10	0.102	0.106	0.106	0.085 to 0.115	102	70 to 130	3.85	20
BA13715	Cobalt, Total	mg/L	0.0000211	0.0001474	0.10	0.104	0.106	0.106	0.085 to 0.115	104	70 to 130	1.90	20
BA13715	Sodium, Total	mg/L	0.00122	0.044	5.00	7.85	8.00	5.12	4.25 to 5.75	105	70 to 130	1.89	20
BA13715	Selenium, Total	mg/L	0.0000765	0.001	0.10	0.104	0.105	0.105	0.085 to 0.115	104	70 to 130	0.957	20
BA13715	Thallium, Total	mg/L	0.00000059	0.0001474	0.10	0.110	0.106	0.109	0.085 to 0.115	110	70 to 130	3.70	20

Comments: The client submitted filtered samples for dissolved analysis, but no MB or LCS were submitted. Therefore, dissolved data is qualified.
LBM 09/01/20

Reported: 9/3/2020
Version: 3.1
COA_CCR

Alabama Power
General Test Laboratory
744 County Road 87, GSC #8
Calera, AL 35040

Alabama Power

Batch QC Summary

Customer Account: WMWGASAP
Sample Date: 7/22/20 12:30
Customer ID:
Delivery Date: 7/23/20 15:42

Description: Gaston Ash Pond - MW-20

Laboratory ID Number: BA13709

Sample	Analysis	Units	MB	MB Limit	Spike	MS	Sample Duplicate	Standard	Standard Limit	Rec	Rec Limit	Prec	Prec Limit
BA13715	Fluoride	mg/L	0.0173	0.05	2.50	2.64	0.0408	2.63	2.25 to 2.75	106	80 to 120	0.00	20
BA13716	Solids, Dissolved	mg/L	2.00	25			219	56.0	40 to 60			0.690	5
BA13715	Sulfate	mg/L	-0.532	0.50	20.0	21.4	3.64	18.9	18 to 22	88.8	80 to 120	0.274	20
BA13715	Chloride	mg/L	0.0175	0.50	10.0	12.9	2.61	10.6	9 to 11	104	80 to 120	3.11	20
BA13716	Alkalinity, Total as CaCO3	mg/L					128	49.3	45.0 to 55.0			0.00	10

Comments: The client submitted filtered samples for dissolved analysis, but no MB or LCS were submitted. Therefore, dissolved data is qualified.
LBM 09/01/20

Reported: 9/3/2020
Version: 3.1
COA_CCR

Alabama Power
General Test Laboratory
744 County Road 87, GSC #8
Calera, AL 35040

Certificate Of Analysis

Alabama Power

Description: Gaston Ash Pond - MW-18

Location Code: WMWGASAP
Collected: 7/22/20 13:34
Customer ID:
Submittal Date: 7/23/20 15:42

Laboratory ID Number: BA13710

Name	Prepared	Analyzed	Vio Spec	DF	Results	Units	MDL	RL	Q
Analytical Method: EPA 200.7	***Analyst: RDA***				***Preparation Method: EPA 1638***				
* Boron, Total	7/27/20 09:09	7/28/20 11:27		1.015	1.37	mg/L	0.03	0.1	
* Calcium, Total	7/27/20 09:09	7/28/20 13:31		10.15	117	mg/L	1.015	5.075	
* Iron, Total	7/27/20 09:09	7/28/20 11:27		1.015	0.249	mg/L	0.02	0.05	
* Lithium, Total	7/27/20 09:09	7/28/20 11:27		1.015	0.0507	mg/L	0.01	0.02	
* Magnesium, Total	7/27/20 09:09	7/28/20 13:31		10.15	50.3	mg/L	1.015	5.075	
* Sodium, Total	7/27/20 09:09	7/28/20 11:27		1.015	8.33	mg/L	0.1	0.5	
Analytical Method: EPA 200.7	***Analyst: RDA***								
* Iron, Dissolved	7/27/20 10:40	7/28/20 09:33		1.015	0.108	mg/L	0.02	0.05	
Analytical Method: EPA 200.8	***Analyst: DLJ***				***Preparation Method: EPA 1638***				
* Antimony, Total	7/30/20 08:45	7/30/20 18:05		1.015	Not Detected	mg/L	0.0008	0.003	U
* Arsenic, Total	7/30/20 08:45	7/30/20 18:05		1.015	0.00331	mg/L	0.001	0.005	J
* Barium, Total	7/30/20 08:45	7/30/20 18:05		1.015	0.0500	mg/L	0.002	0.01	
* Beryllium, Total	7/30/20 08:45	7/30/20 18:05		1.015	Not Detected	mg/L	0.0006	0.003	U
* Cadmium, Total	7/30/20 08:45	7/30/20 18:05		1.015	Not Detected	mg/L	0.0003	0.001	U
* Chromium, Total	7/30/20 08:45	7/30/20 18:05		1.015	Not Detected	mg/L	0.002	0.01	U
* Cobalt, Total	7/30/20 08:45	7/30/20 18:05		1.015	Not Detected	mg/L	0.002	0.005	U
* Lead, Total	7/30/20 08:45	7/30/20 18:05		1.015	Not Detected	mg/L	0.001	0.005	U
* Molybdenum, Total	7/30/20 08:45	7/30/20 18:05		1.015	0.0244	mg/L	0.002	0.01	
* Potassium, Total	7/30/20 08:45	7/30/20 18:05		1.015	2.28	mg/L	0.3	2.5	J
* Manganese, Total	7/30/20 08:45	7/30/20 18:05		1.015	0.102	mg/L	0.001	0.005	
* Selenium, Total	7/30/20 08:45	7/30/20 18:05		1.015	Not Detected	mg/L	0.002	0.01	U
* Thallium, Total	7/30/20 08:45	7/30/20 18:05		1.015	0.000456	mg/L	0.0002	0.001	J
Analytical Method: EPA 200.8	***Analyst: DLJ***								
* Manganese, Dissolved	7/30/20 11:42	7/30/20 14:46		1.015	0.100	mg/L	0.001	0.005	
Analytical Method: EPA 245.1	***Analyst: GAS***								
* Mercury, Total by CVAA	8/10/20 10:47	8/11/20 11:46		1	Not Detected	mg/L	0.0003	0.0005	U
Analytical Method: SM 2320 B	***Analyst: JAG***								
Alkalinity, Total as CaCO3	7/30/20 10:00	7/30/20 11:30		1	332	mg/L		0.1	
Analytical Method: SM 2540C	***Analyst: TJW***								
* Solids, Dissolved	7/24/20 13:00	7/29/20 14:40		1	594	mg/L		50	

MDL's and RL's are adjusted for sample dilution, as applicable

Comments: The client submitted filtered samples for dissolved analysis, but no MB or LCS were submitted. Therefore, dissolved data is qualified.
LBM 09/01/20

Reported: 9/3/2020
Version: 3.1
COA_CCR

Alabama Power
General Test Laboratory
744 County Road 87, GSC #8
Calera, AL 35040

Certificate Of Analysis

Alabama Power

Description: Gaston Ash Pond - MW-18

Location Code: WMWGASAP
Collected: 7/22/20 13:34
Customer ID:
Submittal Date: 7/23/20 15:42

Laboratory ID Number: BA13710

Name	Prepared	Analyzed	Vio Spec	DF	Results	Units	MDL	RL	Q
Analytical Method: SM 4500CO2 D	***Analyst: JAG***								
Bicarbonate Alkalinity, (calc.)	7/30/20 10:00	7/30/20 11:30		1	332	mg/L			
Carbonate Alkalinity, (calc.)	7/30/20 10:00	7/30/20 11:30		1	0.33	mg/L			
Analytical Method: SM4500Cl E	***Analyst: JCC***								
* Chloride	7/30/20 11:55	7/30/20 11:55		1	12.3	mg/L	0.50	1	
Analytical Method: SM4500F G 2017	***Analyst: JCC***								
* Fluoride	7/31/20 10:57	7/31/20 10:57		1	0.0628	mg/L	0.06	0.1	J
Analytical Method: SM4500SO4 E 2011	***Analyst: JCC***								
* Sulfate	8/5/20 11:18	8/5/20 11:18		10	180	mg/L	5.00	10	
Analytical Method: Field Measurements	***Analyst: DKG***								
Conductivity	7/22/20 13:31	7/22/20 13:31			895.77	uS/cm			FA
pH	7/22/20 13:31	7/22/20 13:31			6.54	SU			FA
Temperature	7/22/20 13:31	7/22/20 13:31			20.63	C			FA
Turbidity	7/22/20 13:31	7/22/20 13:31			0.43	NTU			FA

MDL's and RL's are adjusted for sample dilution, as applicable

Comments: The client submitted filtered samples for dissolved analysis, but no MB or LCS were submitted. Therefore, dissolved data is qualified.
LBM 09/01/20

Reported: 9/3/2020
Version: 3.1
COA_CCR

Alabama Power
General Test Laboratory
744 County Road 87, GSC #8
Calera, AL 35040

Batch QC Summary

Alabama Power

Customer Account: WMWGASAP
Sample Date: 7/22/20 13:34
Customer ID:
Delivery Date: 7/23/20 15:42

Description: Gaston Ash Pond - MW-18

Laboratory ID Number: BA13710

Sample	Analysis	Units	MB	MB Limit	Spike	MS	MSD	Standard	Standard Limit	Rec	Rec Limit	Prec	Prec Limit
BA13715	Potassium, Total	mg/L	-0.00382	0.3674	10.0	10.6	10.6	10.2	8.5 to 11.5	106	70 to 130	0.00	20
BA13715	Calcium, Total	mg/L	0.00728	0.1518	5.00	43.5	42.7	5.17	4.25 to 5.75	100	70 to 130	1.86	20
BA13715	Iron, Total	mg/L	-0.000302	0.0176	0.2	0.200	0.203	0.205	0.17 to 0.23	100	70 to 130	1.49	20
BA13715	Magnesium, Total	mg/L	0.00495	0.0462	5.00	25.2	25.4	5.14	4.25 to 5.75	92.0	70 to 130	0.791	20
BA13715	Antimony, Total	mg/L	0.000178	0.001	0.10	0.0978	0.0966	0.0992	0.085 to 0.115	97.8	70 to 130	1.23	20
BA13715	Barium, Total	mg/L	-0.00000661	0.0002	0.10	0.114	0.114	0.103	0.085 to 0.115	99.9	70 to 130	0.00	20
BA13715	Chromium, Total	mg/L	-0.0000129	0.00044	0.10	0.103	0.104	0.104	0.085 to 0.115	103	70 to 130	0.966	20
BA13715	Manganese, Total	mg/L	0.0000706	0.0001474	0.10	0.0991	0.101	0.101	0.085 to 0.115	99.1	70 to 130	1.90	20
BA13716	Iron, Dissolved	mg/L	-0.000688	0.0176	0.2	0.205	0.203	0.201	0.17 to 0.23	102	70 to 130	0.980	20
BA13715	Arsenic, Total	mg/L	0.0000288	0.0001474	0.10	0.102	0.106	0.106	0.085 to 0.115	102	70 to 130	3.85	20
BA13715	Cobalt, Total	mg/L	0.0000211	0.0001474	0.10	0.104	0.106	0.106	0.085 to 0.115	104	70 to 130	1.90	20
BA13715	Sodium, Total	mg/L	0.00122	0.044	5.00	7.85	8.00	5.12	4.25 to 5.75	105	70 to 130	1.89	20
BA13715	Selenium, Total	mg/L	0.0000765	0.001	0.10	0.104	0.105	0.105	0.085 to 0.115	104	70 to 130	0.957	20
BA13715	Thallium, Total	mg/L	0.00000059	0.0001474	0.10	0.110	0.106	0.109	0.085 to 0.115	110	70 to 130	3.70	20
BA13715	Cadmium, Total	mg/L	0.00000	0.0001474	0.10	0.100	0.0998	0.104	0.085 to 0.115	100	70 to 130	0.200	20
BA13715	Lithium, Total	mg/L	-0.000328	0.0154	0.20	0.204	0.204	0.201	0.17 to 0.23	102	70 to 130	0.00	20
BA13715	Molybdenum, Total	mg/L	0.0000288	0.0001474	0.10	0.0984	0.101	0.102	0.085 to 0.115	98.4	70 to 130	2.61	20
BA13716	Manganese, Dissolved	mg/L	-0.0000204	0.0001474	0.10	0.0983	0.0970	0.101	0.085 to 0.115	98.3	70 to 130	1.33	20
BA13715	Beryllium, Total	mg/L	0.0000361	0.00088	0.10	0.0997	0.0996	0.101	0.085 to 0.115	99.7	70 to 130	0.100	20
BA13715	Lead, Total	mg/L	0.00000672	0.0001474	0.10	0.106	0.106	0.107	0.085 to 0.115	106	70 to 130	0.00	20
BA13715	Boron, Total	mg/L	-0.000424	0.0650254	1.00	0.977	0.991	0.985	0.85 to 1.15	97.7	70 to 130	1.42	20
BA13715	Mercury, Total by CVAA	mg/L	0.0000286	0.0005	0.004	0.00360	0.00363	0.00366	0.0034 to 0.0046	90.0	70 to 130	0.830	20

Comments: The client submitted filtered samples for dissolved analysis, but no MB or LCS were submitted. Therefore, dissolved data is qualified.
LBM 09/01/20

Reported: 9/3/2020
Version: 3.1
COA_CCR

Alabama Power
General Test Laboratory
744 County Road 87, GSC #8
Calera, AL 35040

Alabama Power

Batch QC Summary

Customer Account: WMWGASAP
Sample Date: 7/22/20 13:34
Customer ID:
Delivery Date: 7/23/20 15:42

Description: Gaston Ash Pond - MW-18

Laboratory ID Number: BA13710

Sample	Analysis	Units	MB	MB Limit	Spike	MS	Sample Duplicate	Standard	Standard Limit	Rec	Rec Limit	Prec	Prec Limit
BA13715	Fluoride	mg/L	0.0173	0.05	2.50	2.64	0.0408	2.63	2.25 to 2.75	106	80 to 120	0.00	20
BA13716	Solids, Dissolved	mg/L	2.00	25			219	56.0	40 to 60			0.690	5
BA13715	Sulfate	mg/L	-0.532	0.50	20.0	21.4	3.64	18.9	18 to 22	88.8	80 to 120	0.274	20
BA13715	Chloride	mg/L	0.0175	0.50	10.0	12.9	2.61	10.6	9 to 11	104	80 to 120	3.11	20
BA13716	Alkalinity, Total as CaCO3	mg/L					128	49.3	45.0 to 55.0			0.00	10

Comments: The client submitted filtered samples for dissolved analysis, but no MB or LCS were submitted. Therefore, dissolved data is qualified.
LBM 09/01/20

Reported: 9/3/2020
Version: 3.1
COA_CCR

Alabama Power
General Test Laboratory
744 County Road 87, GSC #8
Calera, AL 35040

Certificate Of Analysis

Alabama Power

Description: Gaston Ash Pond - MW-17SV

Location Code: WMWGASAP
Collected: 7/23/20 08:23
Customer ID:
Submittal Date: 7/23/20 15:42

Laboratory ID Number: BA13711

Name	Prepared	Analyzed	Vio Spec	DF	Results	Units	MDL	RL	Q
Analytical Method: EPA 200.7	***Analyst: RDA***				***Preparation Method: EPA 1638***				
* Boron, Total	7/27/20 09:09	7/28/20 11:30		1.015	2.40	mg/L	0.03	0.1	
* Calcium, Total	7/27/20 09:09	7/28/20 13:34		10.15	87.0	mg/L	1.015	5.075	
* Iron, Total	7/27/20 09:09	7/28/20 11:30		1.015	0.582	mg/L	0.02	0.05	
* Lithium, Total	7/27/20 09:09	7/28/20 11:30		1.015	0.153	mg/L	0.01	0.02	
* Magnesium, Total	7/27/20 09:09	7/28/20 11:30		1.015	17.2	mg/L	0.1	0.5	
* Sodium, Total	7/27/20 09:09	7/28/20 11:30		1.015	31.6	mg/L	0.1	0.5	
Analytical Method: EPA 200.7	***Analyst: RDA***								
* Iron, Dissolved	7/27/20 10:40	7/28/20 09:36		1.015	0.591	mg/L	0.02	0.05	
Analytical Method: EPA 200.8	***Analyst: DLJ***				***Preparation Method: EPA 1638***				
* Antimony, Total	7/30/20 08:45	7/30/20 18:07		1.015	Not Detected	mg/L	0.0008	0.003	U
* Arsenic, Total	7/30/20 08:45	7/30/20 18:07		1.015	0.00191	mg/L	0.001	0.005	J
* Barium, Total	7/30/20 08:45	7/30/20 18:07		1.015	0.0673	mg/L	0.002	0.01	
* Beryllium, Total	7/30/20 08:45	7/30/20 18:07		1.015	Not Detected	mg/L	0.0006	0.003	U
* Cadmium, Total	7/30/20 08:45	7/30/20 18:07		1.015	Not Detected	mg/L	0.0003	0.001	U
* Chromium, Total	7/30/20 08:45	7/30/20 18:07		1.015	Not Detected	mg/L	0.002	0.01	U
* Cobalt, Total	7/30/20 08:45	7/30/20 18:07		1.015	0.00251	mg/L	0.002	0.005	J
* Lead, Total	7/30/20 08:45	7/30/20 18:07		1.015	Not Detected	mg/L	0.001	0.005	U
* Molybdenum, Total	7/30/20 08:45	7/30/20 18:07		1.015	0.968	mg/L	0.002	0.01	
* Potassium, Total	7/30/20 08:45	7/30/20 18:07		1.015	16.9	mg/L	0.3	2.5	
* Manganese, Total	7/30/20 08:45	7/30/20 18:07		1.015	0.618	mg/L	0.001	0.005	
* Selenium, Total	7/30/20 08:45	7/30/20 18:07		1.015	Not Detected	mg/L	0.002	0.01	U
* Thallium, Total	7/30/20 08:45	7/30/20 18:07		1.015	0.000254	mg/L	0.0002	0.001	J
Analytical Method: EPA 200.8	***Analyst: DLJ***								
* Manganese, Dissolved	7/30/20 11:42	7/30/20 14:49		1.015	0.626	mg/L	0.001	0.005	
Analytical Method: EPA 245.1	***Analyst: GAS***								
* Mercury, Total by CVAA	8/10/20 10:47	8/11/20 11:48		1	Not Detected	mg/L	0.0003	0.0005	U
Analytical Method: SM 2320 B	***Analyst: JAG***								
Alkalinity, Total as CaCO3	7/30/20 10:00	7/30/20 11:30		1	35.7	mg/L		0.1	
Analytical Method: SM 2540C	***Analyst: TJW***								
* Solids, Dissolved	7/24/20 13:00	7/29/20 14:40		1	513	mg/L		25	

MDL's and RL's are adjusted for sample dilution, as applicable

Comments: The client submitted filtered samples for dissolved analysis, but no MB or LCS were submitted. Therefore, dissolved data is qualified.
LBM 09/01/20

Reported: 9/3/2020
Version: 3.1
COA_CCR

Alabama Power
General Test Laboratory
744 County Road 87, GSC #8
Calera, AL 35040

Certificate Of Analysis

Alabama Power

Description: Gaston Ash Pond - MW-17SV

Location Code: WMWGASAP
Collected: 7/23/20 08:23
Customer ID:
Submittal Date: 7/23/20 15:42

Laboratory ID Number: BA13711

Name	Prepared	Analyzed	Vio Spec	DF	Results	Units	MDL	RL	Q
Analytical Method: SM 4500CO2 D	***Analyst: JAG***								
Bicarbonate Alkalinity, (calc.)	7/30/20 10:00	7/30/20 11:30		1	35.6	mg/L			
Carbonate Alkalinity, (calc.)	7/30/20 10:00	7/30/20 11:30		1	0.09	mg/L			
Analytical Method: SM4500Cl E	***Analyst: JCC***								
* Chloride	7/30/20 11:56	7/30/20 11:56		2	27.9	mg/L	1.00	2	
Analytical Method: SM4500F G 2017	***Analyst: JCC***								
* Fluoride	7/31/20 10:58	7/31/20 10:58		1	0.131	mg/L	0.06	0.1	
Analytical Method: SM4500SO4 E 2011	***Analyst: JCC***								
* Sulfate	8/5/20 11:19	8/5/20 11:19		20	276	mg/L	10.00	20	
Analytical Method: Field Measurements	***Analyst: DKG***								
Conductivity	7/23/20 08:20	7/23/20 08:20			765.14	uS/cm			FA
pH	7/23/20 08:20	7/23/20 08:20			7.54	SU			FA
Temperature	7/23/20 08:20	7/23/20 08:20			21.37	C			FA
Turbidity	7/23/20 08:20	7/23/20 08:20			1.21	NTU			FA

MDL's and RL's are adjusted for sample dilution, as applicable

Comments: The client submitted filtered samples for dissolved analysis, but no MB or LCS were submitted. Therefore, dissolved data is qualified.
LBM 09/01/20

Reported: 9/3/2020
Version: 3.1
COA_CCR

Alabama Power
General Test Laboratory
744 County Road 87, GSC #8
Calera, AL 35040

Batch QC Summary

Alabama Power

Customer Account: WMWGASAP
Sample Date: 7/23/20 08:23
Customer ID:
Delivery Date: 7/23/20 15:42

Description: Gaston Ash Pond - MW-17SV

Laboratory ID Number: BA13711

Sample	Analysis	Units	MB	MB Limit	Spike	MS	MSD	Standard	Standard Limit	Rec	Rec Limit	Prec	Prec Limit
BA13715	Potassium, Total	mg/L	-0.00382	0.3674	10.0	10.6	10.6	10.2	8.5 to 11.5	106	70 to 130	0.00	20
BA13715	Boron, Total	mg/L	-0.000424	0.0650254	1.00	0.977	0.991	0.985	0.85 to 1.15	97.7	70 to 130	1.42	20
BA13715	Mercury, Total by CVAA	mg/L	0.0000286	0.0005	0.004	0.00360	0.00363	0.00366	0.0034 to 0.0046	90.0	70 to 130	0.830	20
BA13715	Calcium, Total	mg/L	0.00728	0.1518	5.00	43.5	42.7	5.17	4.25 to 5.75	100	70 to 130	1.86	20
BA13715	Iron, Total	mg/L	-0.000302	0.0176	0.2	0.200	0.203	0.205	0.17 to 0.23	100	70 to 130	1.49	20
BA13715	Beryllium, Total	mg/L	0.0000361	0.00088	0.10	0.0997	0.0996	0.101	0.085 to 0.115	99.7	70 to 130	0.100	20
BA13715	Lead, Total	mg/L	0.00000672	0.0001474	0.10	0.106	0.106	0.107	0.085 to 0.115	106	70 to 130	0.00	20
BA13715	Arsenic, Total	mg/L	0.0000288	0.0001474	0.10	0.102	0.106	0.106	0.085 to 0.115	102	70 to 130	3.85	20
BA13715	Cobalt, Total	mg/L	0.0000211	0.0001474	0.10	0.104	0.106	0.106	0.085 to 0.115	104	70 to 130	1.90	20
BA13715	Sodium, Total	mg/L	0.00122	0.044	5.00	7.85	8.00	5.12	4.25 to 5.75	105	70 to 130	1.89	20
BA13715	Selenium, Total	mg/L	0.0000765	0.001	0.10	0.104	0.105	0.105	0.085 to 0.115	104	70 to 130	0.957	20
BA13715	Thallium, Total	mg/L	0.00000059	0.0001474	0.10	0.110	0.106	0.109	0.085 to 0.115	110	70 to 130	3.70	20
BA13715	Magnesium, Total	mg/L	0.00495	0.0462	5.00	25.2	25.4	5.14	4.25 to 5.75	92.0	70 to 130	0.791	20
BA13715	Antimony, Total	mg/L	0.000178	0.001	0.10	0.0978	0.0966	0.0992	0.085 to 0.115	97.8	70 to 130	1.23	20
BA13715	Barium, Total	mg/L	-0.00000661	0.0002	0.10	0.114	0.114	0.103	0.085 to 0.115	99.9	70 to 130	0.00	20
BA13715	Chromium, Total	mg/L	-0.0000129	0.00044	0.10	0.103	0.104	0.104	0.085 to 0.115	103	70 to 130	0.966	20
BA13715	Manganese, Total	mg/L	0.0000706	0.0001474	0.10	0.0991	0.101	0.101	0.085 to 0.115	99.1	70 to 130	1.90	20
BA13716	Iron, Dissolved	mg/L	-0.000688	0.0176	0.2	0.205	0.203	0.201	0.17 to 0.23	102	70 to 130	0.980	20
BA13715	Cadmium, Total	mg/L	0.00000	0.0001474	0.10	0.100	0.0998	0.104	0.085 to 0.115	100	70 to 130	0.200	20
BA13715	Lithium, Total	mg/L	-0.000328	0.0154	0.20	0.204	0.204	0.201	0.17 to 0.23	102	70 to 130	0.00	20
BA13715	Molybdenum, Total	mg/L	0.0000288	0.0001474	0.10	0.0984	0.101	0.102	0.085 to 0.115	98.4	70 to 130	2.61	20
BA13716	Manganese, Dissolved	mg/L	-0.0000204	0.0001474	0.10	0.0983	0.0970	0.101	0.085 to 0.115	98.3	70 to 130	1.33	20

Comments: The client submitted filtered samples for dissolved analysis, but no MB or LCS were submitted. Therefore, dissolved data is qualified.
LBM 09/01/20

Reported: 9/3/2020
Version: 3.1
COA_CCR

Alabama Power
General Test Laboratory
744 County Road 87, GSC #8
Calera, AL 35040

Alabama Power

Batch QC Summary

Customer Account: WMWGASAP
Sample Date: 7/23/20 08:23
Customer ID:
Delivery Date: 7/23/20 15:42

Description: Gaston Ash Pond - MW-17SV

Laboratory ID Number: BA13711

Sample	Analysis	Units	MB	MB Limit	Spike	MS	Sample Duplicate	Standard	Standard Limit	Rec	Rec Limit	Prec	Prec Limit
BA13716	Solids, Dissolved	mg/L	2.00	25			219	56.0	40 to 60			0.690	5
BA13715	Sulfate	mg/L	-0.532	0.50	20.0	21.4	3.64	18.9	18 to 22	88.8	80 to 120	0.274	20
BA13715	Fluoride	mg/L	0.0173	0.05	2.50	2.64	0.0408	2.63	2.25 to 2.75	106	80 to 120	0.00	20
BA13715	Chloride	mg/L	0.0175	0.50	10.0	12.9	2.61	10.6	9 to 11	104	80 to 120	3.11	20
BA13716	Alkalinity, Total as CaCO3	mg/L					128	49.3	45.0 to 55.0			0.00	10

Comments: The client submitted filtered samples for dissolved analysis, but no MB or LCS were submitted. Therefore, dissolved data is qualified.
LBM 09/01/20

Reported: 9/3/2020
Version: 3.1
COA_CCR

Alabama Power
General Test Laboratory
744 County Road 87, GSC #8
Calera, AL 35040

Certificate Of Analysis

Alabama Power

Description: Gaston Ash Pond - MW-17SV DUP

Location Code: WMWGASAP
Collected: 7/23/20 08:23
Customer ID:
Submittal Date: 7/23/20 15:42

Laboratory ID Number: BA13712

Name	Prepared	Analyzed	Vio Spec	DF	Results	Units	MDL	RL	Q
Analytical Method: EPA 200.7	***Analyst: RDA***				***Preparation Method: EPA 1638***				
* Boron, Total	7/27/20 09:09	7/28/20 11:33		1.015	2.43	mg/L	0.03	0.1	
* Calcium, Total	7/27/20 09:09	7/28/20 13:37		10.15	87.1	mg/L	1.015	5.075	
* Iron, Total	7/27/20 09:09	7/28/20 11:33		1.015	0.591	mg/L	0.02	0.05	
* Lithium, Total	7/27/20 09:09	7/28/20 11:33		1.015	0.158	mg/L	0.01	0.02	
* Magnesium, Total	7/27/20 09:09	7/28/20 11:33		1.015	17.3	mg/L	0.1	0.5	
* Sodium, Total	7/27/20 09:09	7/28/20 11:33		1.015	31.7	mg/L	0.1	0.5	
Analytical Method: EPA 200.7	***Analyst: RDA***								
* Iron, Dissolved	7/27/20 10:40	7/28/20 09:39		1.015	0.568	mg/L	0.02	0.05	
Analytical Method: EPA 200.8	***Analyst: DLJ***				***Preparation Method: EPA 1638***				
* Antimony, Total	7/30/20 08:45	7/30/20 18:10		1.015	Not Detected	mg/L	0.0008	0.003	U
* Arsenic, Total	7/30/20 08:45	7/30/20 18:10		1.015	0.00201	mg/L	0.001	0.005	J
* Barium, Total	7/30/20 08:45	7/30/20 18:10		1.015	0.0651	mg/L	0.002	0.01	
* Beryllium, Total	7/30/20 08:45	7/30/20 18:10		1.015	Not Detected	mg/L	0.0006	0.003	U
* Cadmium, Total	7/30/20 08:45	7/30/20 18:10		1.015	Not Detected	mg/L	0.0003	0.001	U
* Chromium, Total	7/30/20 08:45	7/30/20 18:10		1.015	Not Detected	mg/L	0.002	0.01	U
* Cobalt, Total	7/30/20 08:45	7/30/20 18:10		1.015	0.00252	mg/L	0.002	0.005	J
* Lead, Total	7/30/20 08:45	7/30/20 18:10		1.015	Not Detected	mg/L	0.001	0.005	U
* Molybdenum, Total	7/30/20 08:45	7/30/20 18:10		1.015	0.986	mg/L	0.002	0.01	
* Potassium, Total	7/30/20 08:45	7/30/20 18:10		1.015	16.8	mg/L	0.3	2.5	
* Manganese, Total	7/30/20 08:45	7/30/20 18:10		1.015	0.612	mg/L	0.001	0.005	
* Selenium, Total	7/30/20 08:45	7/30/20 18:10		1.015	Not Detected	mg/L	0.002	0.01	U
* Thallium, Total	7/30/20 08:45	7/30/20 18:10		1.015	0.000247	mg/L	0.0002	0.001	J
Analytical Method: EPA 200.8	***Analyst: DLJ***								
* Manganese, Dissolved	7/30/20 11:42	7/30/20 14:51		1.015	0.616	mg/L	0.001	0.005	
Analytical Method: EPA 245.1	***Analyst: GAS***								
* Mercury, Total by CVAA	8/10/20 10:47	8/11/20 11:51		1	Not Detected	mg/L	0.0003	0.0005	U
Analytical Method: SM 2320 B	***Analyst: JAG***								
Alkalinity, Total as CaCO3	7/30/20 10:00	7/30/20 11:30		1	37.6	mg/L		0.1	
Analytical Method: SM 2540C	***Analyst: TJW***								
* Solids, Dissolved	7/28/20 15:50	7/31/20 11:50		1	504	mg/L		25	

MDL's and RL's are adjusted for sample dilution, as applicable

Comments: The client submitted filtered samples for dissolved analysis, but no MB or LCS were submitted. Therefore, dissolved data is qualified.
LBM 09/01/20

Reported: 9/3/2020
Version: 3.1
COA_CCR

Alabama Power
General Test Laboratory
744 County Road 87, GSC #8
Calera, AL 35040

Certificate Of Analysis

Alabama Power

Description: Gaston Ash Pond - MW-17SV DUP

Location Code: WMWGASAP
Collected: 7/23/20 08:23
Customer ID:
Submittal Date: 7/23/20 15:42

Laboratory ID Number: BA13712

Name	Prepared	Analyzed	Vio Spec	DF	Results	Units	MDL	RL	Q
Analytical Method: SM 4500CO2 D	***Analyst: JAG***								
Bicarbonate Alkalinity, (calc.)	7/30/20 10:00	7/30/20 11:30		1	37.5	mg/L			
Carbonate Alkalinity, (calc.)	7/30/20 10:00	7/30/20 11:30		1	0.10	mg/L			
Analytical Method: SM4500Cl E	***Analyst: JCC***								
* Chloride	7/30/20 11:58	7/30/20 11:58		2	28.3	mg/L	1.00	2	
Analytical Method: SM4500F G 2017	***Analyst: JCC***								
* Fluoride	7/31/20 10:59	7/31/20 10:59		1	0.136	mg/L	0.06	0.1	
Analytical Method: SM4500SO4 E 2011	***Analyst: JCC***								
* Sulfate	8/5/20 11:20	8/5/20 11:20		20	285	mg/L	10.00	20	
Analytical Method: Field Measurements	***Analyst: DKG***								
Conductivity	7/23/20 08:20	7/23/20 08:20			765.14	uS/cm			FA
pH	7/23/20 08:20	7/23/20 08:20			7.54	SU			FA
Temperature	7/23/20 08:20	7/23/20 08:20			21.37	C			FA
Turbidity	7/23/20 08:20	7/23/20 08:20			1.21	NTU			FA

MDL's and RL's are adjusted for sample dilution, as applicable

Comments: The client submitted filtered samples for dissolved analysis, but no MB or LCS were submitted. Therefore, dissolved data is qualified.
LBM 09/01/20

Reported: 9/3/2020
Version: 3.1
COA_CCR

Alabama Power
General Test Laboratory
744 County Road 87, GSC #8
Calera, AL 35040

Batch QC Summary

Alabama Power

Customer Account: WMWGASAP
Sample Date: 7/23/20 08:23
Customer ID:
Delivery Date: 7/23/20 15:42

Description: Gaston Ash Pond - MW-17SV DUP

Laboratory ID Number: BA13712

Sample	Analysis	Units	MB	MB Limit	Spike	MS	MSD	Standard	Standard Limit	Rec	Rec Limit	Prec	Prec Limit
BA13715	Potassium, Total	mg/L	-0.00382	0.3674	10.0	10.6	10.6	10.2	8.5 to 11.5	106	70 to 130	0.00	20
BA13715	Magnesium, Total	mg/L	0.00495	0.0462	5.00	25.2	25.4	5.14	4.25 to 5.75	92.0	70 to 130	0.791	20
BA13715	Antimony, Total	mg/L	0.000178	0.001	0.10	0.0978	0.0966	0.0992	0.085 to 0.115	97.8	70 to 130	1.23	20
BA13715	Beryllium, Total	mg/L	0.0000361	0.00088	0.10	0.0997	0.0996	0.101	0.085 to 0.115	99.7	70 to 130	0.100	20
BA13715	Lead, Total	mg/L	0.00000672	0.0001474	0.10	0.106	0.106	0.107	0.085 to 0.115	106	70 to 130	0.00	20
BA13715	Calcium, Total	mg/L	0.00728	0.1518	5.00	43.5	42.7	5.17	4.25 to 5.75	100	70 to 130	1.86	20
BA13715	Iron, Total	mg/L	-0.000302	0.0176	0.2	0.200	0.203	0.205	0.17 to 0.23	100	70 to 130	1.49	20
BA13715	Arsenic, Total	mg/L	0.0000288	0.0001474	0.10	0.102	0.106	0.106	0.085 to 0.115	102	70 to 130	3.85	20
BA13715	Cobalt, Total	mg/L	0.0000211	0.0001474	0.10	0.104	0.106	0.106	0.085 to 0.115	104	70 to 130	1.90	20
BA13715	Sodium, Total	mg/L	0.00122	0.044	5.00	7.85	8.00	5.12	4.25 to 5.75	105	70 to 130	1.89	20
BA13715	Selenium, Total	mg/L	0.0000765	0.001	0.10	0.104	0.105	0.105	0.085 to 0.115	104	70 to 130	0.957	20
BA13715	Thallium, Total	mg/L	0.00000059	0.0001474	0.10	0.110	0.106	0.109	0.085 to 0.115	110	70 to 130	3.70	20
BA13715	Boron, Total	mg/L	-0.000424	0.0650254	1.00	0.977	0.991	0.985	0.85 to 1.15	97.7	70 to 130	1.42	20
BA13715	Mercury, Total by CVAA	mg/L	0.0000286	0.0005	0.004	0.00360	0.00363	0.00366	0.0034 to 0.0046	90.0	70 to 130	0.830	20
BA13715	Cadmium, Total	mg/L	0.00000	0.0001474	0.10	0.100	0.0998	0.104	0.085 to 0.115	100	70 to 130	0.200	20
BA13715	Lithium, Total	mg/L	-0.000328	0.0154	0.20	0.204	0.204	0.201	0.17 to 0.23	102	70 to 130	0.00	20
BA13715	Molybdenum, Total	mg/L	0.0000288	0.0001474	0.10	0.0984	0.101	0.102	0.085 to 0.115	98.4	70 to 130	2.61	20
BA13716	Manganese, Dissolved	mg/L	-0.0000204	0.0001474	0.10	0.0983	0.0970	0.101	0.085 to 0.115	98.3	70 to 130	1.33	20
BA13715	Barium, Total	mg/L	-0.00000661	0.0002	0.10	0.114	0.114	0.103	0.085 to 0.115	99.9	70 to 130	0.00	20
BA13715	Chromium, Total	mg/L	-0.0000129	0.00044	0.10	0.103	0.104	0.104	0.085 to 0.115	103	70 to 130	0.966	20
BA13715	Manganese, Total	mg/L	0.0000706	0.0001474	0.10	0.0991	0.101	0.101	0.085 to 0.115	99.1	70 to 130	1.90	20
BA13716	Iron, Dissolved	mg/L	-0.000688	0.0176	0.2	0.205	0.203	0.201	0.17 to 0.23	102	70 to 130	0.980	20

Comments: The client submitted filtered samples for dissolved analysis, but no MB or LCS were submitted. Therefore, dissolved data is qualified.
LBM 09/01/20

Reported: 9/3/2020
Version: 3.1
COA_CCR

Alabama Power
General Test Laboratory
744 County Road 87, GSC #8
Calera, AL 35040

Alabama Power

Batch QC Summary

Customer Account: WMWGASAP
Sample Date: 7/23/20 08:23
Customer ID:
Delivery Date: 7/23/20 15:42

Description: Gaston Ash Pond - MW-17SV DUP

Laboratory ID Number: BA13712

Sample	Analysis	Units	MB	MB Limit	Spike	MS	Sample Duplicate	Standard	Standard Limit	Rec	Rec Limit	Prec	Prec Limit
BA13715	Fluoride	mg/L	0.0173	0.05	2.50	2.64	0.0408	2.63	2.25 to 2.75	106	80 to 120	0.00	20
BA13715	Sulfate	mg/L	-0.532	0.50	20.0	21.4	3.64	18.9	18 to 22	88.8	80 to 120	0.274	20
BA13715	Chloride	mg/L	0.0175	0.50	10.0	12.9	2.61	10.6	9 to 11	104	80 to 120	3.11	20
BA13716	Alkalinity, Total as CaCO3	mg/L					128	49.3	45.0 to 55.0			0.00	10
BA13712	Solids, Dissolved	mg/L	-1.00	25			502	54.0	40 to 60			0.199	5

Comments: The client submitted filtered samples for dissolved analysis, but no MB or LCS were submitted. Therefore, dissolved data is qualified.
LBM 09/01/20

Reported: 9/3/2020
Version: 3.1
COA_CCR

Alabama Power
General Test Laboratory
744 County Road 87, GSC #8
Calera, AL 35040

Certificate Of Analysis

Alabama Power

Description: Gaston Ash Pond - MW-17V

Location Code: WMWGASAP
Collected: 7/23/20 11:17
Customer ID:
Submittal Date: 7/23/20 15:42

Laboratory ID Number: BA13713

Name	Prepared	Analyzed	Vio Spec	DF	Results	Units	MDL	RL	Q
Analytical Method: EPA 200.7	***Analyst: RDA***				***Preparation Method: EPA 1638***				
* Boron, Total	7/27/20 09:09	7/28/20 11:36		1.015	1.93	mg/L	0.03	0.1	
* Calcium, Total	7/27/20 09:09	7/28/20 13:40		10.15	62.0	mg/L	1.015	5.075	
* Iron, Total	7/27/20 09:09	7/28/20 11:36		1.015	0.0459	mg/L	0.02	0.05	J
* Lithium, Total	7/27/20 09:09	7/28/20 11:36		1.015	0.405	mg/L	0.01	0.02	
* Magnesium, Total	7/27/20 09:09	7/28/20 11:36		1.015	23.2	mg/L	0.1	0.5	
* Sodium, Total	7/27/20 09:09	7/28/20 11:36		1.015	32.4	mg/L	0.1	0.5	
Analytical Method: EPA 200.7	***Analyst: RDA***								
* Iron, Dissolved	7/27/20 10:40	7/28/20 09:42		1.015	0.0204	mg/L	0.02	0.05	J
Analytical Method: EPA 200.8	***Analyst: DLJ***				***Preparation Method: EPA 1638***				
* Antimony, Total	7/30/20 08:45	7/30/20 18:12		1.015	Not Detected	mg/L	0.0008	0.003	U
* Arsenic, Total	7/30/20 08:45	7/30/20 18:12		1.015	0.00128	mg/L	0.001	0.005	J
* Barium, Total	7/30/20 08:45	7/30/20 18:12		1.015	0.0424	mg/L	0.002	0.01	
* Beryllium, Total	7/30/20 08:45	7/30/20 18:12		1.015	Not Detected	mg/L	0.0006	0.003	U
* Cadmium, Total	7/30/20 08:45	7/30/20 18:12		1.015	Not Detected	mg/L	0.0003	0.001	U
* Chromium, Total	7/30/20 08:45	7/30/20 18:12		1.015	Not Detected	mg/L	0.002	0.01	U
* Cobalt, Total	7/30/20 08:45	7/30/20 18:12		1.015	Not Detected	mg/L	0.002	0.005	U
* Lead, Total	7/30/20 08:45	7/30/20 18:12		1.015	Not Detected	mg/L	0.001	0.005	U
* Molybdenum, Total	7/30/20 08:45	7/31/20 13:05		10.15	1.99	mg/L	0.0203	0.1015	
* Potassium, Total	7/30/20 08:45	7/30/20 18:12		1.015	27.0	mg/L	0.3	2.5	
* Manganese, Total	7/30/20 08:45	7/30/20 18:12		1.015	0.00561	mg/L	0.001	0.005	
* Selenium, Total	7/30/20 08:45	7/30/20 18:12		1.015	Not Detected	mg/L	0.002	0.01	U
* Thallium, Total	7/30/20 08:45	7/30/20 18:12		1.015	Not Detected	mg/L	0.0002	0.001	U
Analytical Method: EPA 200.8	***Analyst: DLJ***								
* Manganese, Dissolved	7/30/20 11:42	7/30/20 14:54		1.015	0.00441	mg/L	0.001	0.005	J
Analytical Method: EPA 245.1	***Analyst: GAS***								
* Mercury, Total by CVAA	8/10/20 10:47	8/11/20 11:53		1	Not Detected	mg/L	0.0003	0.0005	U
Analytical Method: SM 2320 B	***Analyst: JAG***								
Alkalinity, Total as CaCO3	7/30/20 10:00	7/30/20 11:30		1	32.9	mg/L		0.1	
Analytical Method: SM 2540C	***Analyst: TJW***								
* Solids, Dissolved	7/28/20 15:50	7/31/20 11:50		1	457	mg/L		25	

MDL's and RL's are adjusted for sample dilution, as applicable

Comments: The client submitted filtered samples for dissolved analysis, but no MB or LCS were submitted. Therefore, dissolved data is qualified.
LBM 09/01/20

Reported: 9/3/2020
Version: 3.1
COA_CCR

Alabama Power
General Test Laboratory
744 County Road 87, GSC #8
Calera, AL 35040

Certificate Of Analysis

Alabama Power

Description: Gaston Ash Pond - MW-17V

Location Code: WMWGASAP
Collected: 7/23/20 11:17
Customer ID:
Submittal Date: 7/23/20 15:42

Laboratory ID Number: BA13713

Name	Prepared	Analyzed	Vio Spec	DF	Results	Units	MDL	RL	Q
Analytical Method: SM 4500CO2 D	***Analyst: JAG***								
Bicarbonate Alkalinity, (calc.)	7/30/20 10:00	7/30/20 11:30		1	31.9	mg/L			
Carbonate Alkalinity, (calc.)	7/30/20 10:00	7/30/20 11:30		1	0.84	mg/L			
Analytical Method: SM4500Cl E	***Analyst: JCC***								
* Chloride	7/30/20 11:59	7/30/20 11:59		2	27.0	mg/L	1.00	2	
Analytical Method: SM4500F G 2017	***Analyst: JCC***								
* Fluoride	7/31/20 11:00	7/31/20 11:00		1	0.0891	mg/L	0.06	0.1	J
Analytical Method: SM4500SO4 E 2011	***Analyst: JCC***								
* Sulfate	8/5/20 11:21	8/5/20 11:21		20	254	mg/L	10.00	20	
Analytical Method: Field Measurements	***Analyst: DKG***								
Conductivity	7/23/20 11:14	7/23/20 11:14			726.07	uS/cm			FA
pH	7/23/20 11:14	7/23/20 11:14			8.49	SU			FA
Temperature	7/23/20 11:14	7/23/20 11:14			26.05	C			FA
Turbidity	7/23/20 11:14	7/23/20 11:14			0.71	NTU			FA

MDL's and RL's are adjusted for sample dilution, as applicable

Comments: The client submitted filtered samples for dissolved analysis, but no MB or LCS were submitted. Therefore, dissolved data is qualified.
LBM 09/01/20

Reported: 9/3/2020
Version: 3.1
COA_CCR

Alabama Power
General Test Laboratory
744 County Road 87, GSC #8
Calera, AL 35040

Batch QC Summary

Alabama Power

Customer Account: WMWGASAP
Sample Date: 7/23/20 11:17
Customer ID:
Delivery Date: 7/23/20 15:42

Description: Gaston Ash Pond - MW-17V

Laboratory ID Number: BA13713

Sample	Analysis	Units	MB	MB Limit	Spike	MS	MSD	Standard	Standard Limit	Rec	Rec Limit	Prec	Prec Limit
BA13715	Potassium, Total	mg/L	-0.00382	0.3674	10.0	10.6	10.6	10.2	8.5 to 11.5	106	70 to 130	0.00	20
BA13715	Boron, Total	mg/L	-0.000424	0.0650254	1.00	0.977	0.991	0.985	0.85 to 1.15	97.7	70 to 130	1.42	20
BA13715	Mercury, Total by CVAA	mg/L	0.0000286	0.0005	0.004	0.00360	0.00363	0.00366	0.0034 to 0.0046	90.0	70 to 130	0.830	20
BA13715	Magnesium, Total	mg/L	0.00495	0.0462	5.00	25.2	25.4	5.14	4.25 to 5.75	92.0	70 to 130	0.791	20
BA13715	Antimony, Total	mg/L	0.000178	0.001	0.10	0.0978	0.0966	0.0992	0.085 to 0.115	97.8	70 to 130	1.23	20
BA13715	Arsenic, Total	mg/L	0.0000288	0.0001474	0.10	0.102	0.106	0.106	0.085 to 0.115	102	70 to 130	3.85	20
BA13715	Cobalt, Total	mg/L	0.0000211	0.0001474	0.10	0.104	0.106	0.106	0.085 to 0.115	104	70 to 130	1.90	20
BA13715	Sodium, Total	mg/L	0.00122	0.044	5.00	7.85	8.00	5.12	4.25 to 5.75	105	70 to 130	1.89	20
BA13715	Selenium, Total	mg/L	0.0000765	0.001	0.10	0.104	0.105	0.105	0.085 to 0.115	104	70 to 130	0.957	20
BA13715	Thallium, Total	mg/L	0.00000059	0.0001474	0.10	0.110	0.106	0.109	0.085 to 0.115	110	70 to 130	3.70	20
BA13715	Calcium, Total	mg/L	0.00728	0.1518	5.00	43.5	42.7	5.17	4.25 to 5.75	100	70 to 130	1.86	20
BA13715	Iron, Total	mg/L	-0.000302	0.0176	0.2	0.200	0.203	0.205	0.17 to 0.23	100	70 to 130	1.49	20
BA13715	Barium, Total	mg/L	-0.00000661	0.0002	0.10	0.114	0.114	0.103	0.085 to 0.115	99.9	70 to 130	0.00	20
BA13715	Chromium, Total	mg/L	-0.0000129	0.00044	0.10	0.103	0.104	0.104	0.085 to 0.115	103	70 to 130	0.966	20
BA13715	Manganese, Total	mg/L	0.0000706	0.0001474	0.10	0.0991	0.101	0.101	0.085 to 0.115	99.1	70 to 130	1.90	20
BA13716	Iron, Dissolved	mg/L	-0.000688	0.0176	0.2	0.205	0.203	0.201	0.17 to 0.23	102	70 to 130	0.980	20
BA13715	Beryllium, Total	mg/L	0.0000361	0.00088	0.10	0.0997	0.0996	0.101	0.085 to 0.115	99.7	70 to 130	0.100	20
BA13715	Lead, Total	mg/L	0.00000672	0.0001474	0.10	0.106	0.106	0.107	0.085 to 0.115	106	70 to 130	0.00	20
BA13715	Cadmium, Total	mg/L	0.00000	0.0001474	0.10	0.100	0.0998	0.104	0.085 to 0.115	100	70 to 130	0.200	20
BA13715	Lithium, Total	mg/L	-0.000328	0.0154	0.20	0.204	0.204	0.201	0.17 to 0.23	102	70 to 130	0.00	20
BA13715	Molybdenum, Total	mg/L	0.0000288	0.0001474	0.10	0.0984	0.101	0.102	0.085 to 0.115	98.4	70 to 130	2.61	20
BA13716	Manganese, Dissolved	mg/L	-0.0000204	0.0001474	0.10	0.0983	0.0970	0.101	0.085 to 0.115	98.3	70 to 130	1.33	20

Comments: The client submitted filtered samples for dissolved analysis, but no MB or LCS were submitted. Therefore, dissolved data is qualified.
LBM 09/01/20

Reported: 9/3/2020
Version: 3.1
COA_CCR

Alabama Power
General Test Laboratory
744 County Road 87, GSC #8
Calera, AL 35040

Alabama Power

Batch QC Summary

Customer Account: WMWGASAP
Sample Date: 7/23/20 11:17
Customer ID:
Delivery Date: 7/23/20 15:42

Description: Gaston Ash Pond - MW-17V

Laboratory ID Number: BA13713

Sample	Analysis	Units	MB	MB Limit	Spike	MS	Sample Duplicate	Standard	Standard Limit	Rec	Rec Limit	Prec	Prec Limit
BA13712	Solids, Dissolved	mg/L	-1.00	25			502	54.0	40 to 60			0.199	5
BA13715	Fluoride	mg/L	0.0173	0.05	2.50	2.64	0.0408	2.63	2.25 to 2.75	106	80 to 120	0.00	20
BA13715	Sulfate	mg/L	-0.532	0.50	20.0	21.4	3.64	18.9	18 to 22	88.8	80 to 120	0.274	20
BA13715	Chloride	mg/L	0.0175	0.50	10.0	12.9	2.61	10.6	9 to 11	104	80 to 120	3.11	20
BA13716	Alkalinity, Total as CaCO3	mg/L					128	49.3	45.0 to 55.0			0.00	10

Comments: The client submitted filtered samples for dissolved analysis, but no MB or LCS were submitted. Therefore, dissolved data is qualified.
LBM 09/01/20

Reported: 9/3/2020
Version: 3.1
COA_CCR

Alabama Power
General Test Laboratory
744 County Road 87, GSC #8
Calera, AL 35040

Certificate Of Analysis

Alabama Power

Description: Gaston Ash Pond - MW-26

Location Code: WMWGASAP
Collected: 7/22/20 09:45
Customer ID:
Submittal Date: 7/23/20 15:42

Laboratory ID Number: BA13714

Name	Prepared	Analyzed	Vio Spec	DF	Results	Units	MDL	RL	Q
Analytical Method: EPA 200.7	***Analyst: RDA***				***Preparation Method: EPA 1638***				
* Boron, Total	7/27/20 09:09	7/28/20 11:39		1.015	1.18	mg/L	0.03	0.1	
* Calcium, Total	7/27/20 09:09	7/28/20 13:43		10.15	67.7	mg/L	1.015	5.075	
* Iron, Total	7/27/20 09:09	7/28/20 11:39		1.015	Not Detected	mg/L	0.02	0.05	U
* Lithium, Total	7/27/20 09:09	7/28/20 11:39		1.015	Not Detected	mg/L	0.01	0.02	U
* Magnesium, Total	7/27/20 09:09	7/28/20 11:39		1.015	33.1	mg/L	0.1	0.5	
* Sodium, Total	7/27/20 09:09	7/28/20 11:39		1.015	19.1	mg/L	0.1	0.5	
Analytical Method: EPA 200.7	***Analyst: RDA***								
* Iron, Dissolved	7/27/20 10:40	7/28/20 09:45		1.015	Not Detected	mg/L	0.02	0.05	U
Analytical Method: EPA 200.8	***Analyst: DLJ***				***Preparation Method: EPA 1638***				
* Antimony, Total	7/30/20 08:45	7/30/20 18:15		1.015	Not Detected	mg/L	0.0008	0.003	U
* Arsenic, Total	7/30/20 08:45	7/30/20 18:15		1.015	Not Detected	mg/L	0.001	0.005	U
* Barium, Total	7/30/20 08:45	7/30/20 18:15		1.015	0.0174	mg/L	0.002	0.01	
* Beryllium, Total	7/30/20 08:45	7/30/20 18:15		1.015	Not Detected	mg/L	0.0006	0.003	U
* Cadmium, Total	7/30/20 08:45	7/30/20 18:15		1.015	Not Detected	mg/L	0.0003	0.001	U
* Chromium, Total	7/30/20 08:45	7/30/20 18:15		1.015	Not Detected	mg/L	0.002	0.01	U
* Cobalt, Total	7/30/20 08:45	7/30/20 18:15		1.015	Not Detected	mg/L	0.002	0.005	U
* Lead, Total	7/30/20 08:45	7/30/20 18:15		1.015	Not Detected	mg/L	0.001	0.005	U
* Molybdenum, Total	7/30/20 08:45	7/30/20 18:15		1.015	0.00270	mg/L	0.002	0.01	J
* Potassium, Total	7/30/20 08:45	7/30/20 18:15		1.015	1.04	mg/L	0.3	2.5	J
* Manganese, Total	7/30/20 08:45	7/30/20 18:15		1.015	0.0102	mg/L	0.001	0.005	
* Selenium, Total	7/30/20 08:45	7/30/20 18:15		1.015	Not Detected	mg/L	0.002	0.01	U
* Thallium, Total	7/30/20 08:45	7/30/20 18:15		1.015	Not Detected	mg/L	0.0002	0.001	U
Analytical Method: EPA 200.8	***Analyst: DLJ***								
* Manganese, Dissolved	7/30/20 11:42	7/30/20 14:57		1.015	0.00994	mg/L	0.001	0.005	
Analytical Method: EPA 245.1	***Analyst: GAS***								
* Mercury, Total by CVAA	8/10/20 10:47	8/11/20 11:55		1	Not Detected	mg/L	0.0003	0.0005	U
Analytical Method: SM 2320 B	***Analyst: JAG***								
Alkalinity, Total as CaCO3	7/30/20 10:00	7/30/20 11:30		1	148	mg/L		0.10	
Analytical Method: SM 2540C	***Analyst: TJW***								
* Solids, Dissolved	7/24/20 13:00	7/29/20 14:40		1	406	mg/L		25	

MDL's and RL's are adjusted for sample dilution, as applicable

Comments: The client submitted filtered samples for dissolved analysis, but no MB or LCS were submitted. Therefore, dissolved data is qualified.
LBM 09/01/20

Reported: 9/3/2020
Version: 3.1
COA_CCR

Alabama Power
General Test Laboratory
744 County Road 87, GSC #8
Calera, AL 35040

Certificate Of Analysis

Alabama Power

Description: Gaston Ash Pond - MW-26

Location Code: WMWGASAP
Collected: 7/22/20 09:45
Customer ID:
Submittal Date: 7/23/20 15:42

Laboratory ID Number: BA13714

Name	Prepared	Analyzed	Vio Spec	DF	Results	Units	MDL	RL	Q
Analytical Method: SM 4500CO2 D	***Analyst: JAG***								
Bicarbonate Alkalinity, (calc.)	7/30/20 10:00	7/30/20 11:30		1	147	mg/L			
Carbonate Alkalinity, (calc.)	7/30/20 10:00	7/30/20 11:30		1	0.69	mg/L			
Analytical Method: SM4500Cl E	***Analyst: JCC***								
* Chloride	7/30/20 12:00	7/30/20 12:00		3	37.0	mg/L	1.50	3	
Analytical Method: SM4500F G 2017	***Analyst: JCC***								
* Fluoride	7/31/20 11:02	7/31/20 11:02		1	Not Detected	mg/L	0.06	0.1	U
Analytical Method: SM4500SO4 E 2011	***Analyst: JCC***								
* Sulfate	8/5/20 11:22	8/5/20 11:22		8	131	mg/L	4.00	8	
Analytical Method: Field Measurements	***Analyst: TJD***								
Conductivity	7/22/20 09:40	7/22/20 09:40			621.70	uS/cm			FA
pH	7/22/20 09:40	7/22/20 09:40			7.42	SU			FA
Temperature	7/22/20 09:40	7/22/20 09:40			19.82	C			FA
Turbidity	7/22/20 09:40	7/22/20 09:40			2.38	NTU			FA

MDL's and RL's are adjusted for sample dilution, as applicable

Comments: The client submitted filtered samples for dissolved analysis, but no MB or LCS were submitted. Therefore, dissolved data is qualified.
LBM 09/01/20

Reported: 9/3/2020
Version: 3.1
COA_CCR

Alabama Power
General Test Laboratory
744 County Road 87, GSC #8
Calera, AL 35040

Batch QC Summary

Alabama Power

Customer Account: WMWGASAP
Sample Date: 7/22/20 09:45
Customer ID:
Delivery Date: 7/23/20 15:42

Description: Gaston Ash Pond - MW-26

Laboratory ID Number: BA13714

Sample	Analysis	Units	MB	MB Limit	Spike	MS	MSD	Standard	Standard Limit	Rec	Rec Limit	Prec	Prec Limit
BA13715	Potassium, Total	mg/L	-0.00382	0.3674	10.0	10.6	10.6	10.2	8.5 to 11.5	106	70 to 130	0.00	20
BA13715	Calcium, Total	mg/L	0.00728	0.1518	5.00	43.5	42.7	5.17	4.25 to 5.75	100	70 to 130	1.86	20
BA13715	Iron, Total	mg/L	-0.000302	0.0176	0.2	0.200	0.203	0.205	0.17 to 0.23	100	70 to 130	1.49	20
BA13715	Arsenic, Total	mg/L	0.0000288	0.0001474	0.10	0.102	0.106	0.106	0.085 to 0.115	102	70 to 130	3.85	20
BA13715	Cobalt, Total	mg/L	0.0000211	0.0001474	0.10	0.104	0.106	0.106	0.085 to 0.115	104	70 to 130	1.90	20
BA13715	Sodium, Total	mg/L	0.00122	0.044	5.00	7.85	8.00	5.12	4.25 to 5.75	105	70 to 130	1.89	20
BA13715	Selenium, Total	mg/L	0.0000765	0.001	0.10	0.104	0.105	0.105	0.085 to 0.115	104	70 to 130	0.957	20
BA13715	Thallium, Total	mg/L	0.00000059	0.0001474	0.10	0.110	0.106	0.109	0.085 to 0.115	110	70 to 130	3.70	20
BA13715	Cadmium, Total	mg/L	0.00000	0.0001474	0.10	0.100	0.0998	0.104	0.085 to 0.115	100	70 to 130	0.200	20
BA13715	Lithium, Total	mg/L	-0.000328	0.0154	0.20	0.204	0.204	0.201	0.17 to 0.23	102	70 to 130	0.00	20
BA13715	Molybdenum, Total	mg/L	0.0000288	0.0001474	0.10	0.0984	0.101	0.102	0.085 to 0.115	98.4	70 to 130	2.61	20
BA13716	Manganese, Dissolved	mg/L	-0.0000204	0.0001474	0.10	0.0983	0.0970	0.101	0.085 to 0.115	98.3	70 to 130	1.33	20
BA13715	Beryllium, Total	mg/L	0.0000361	0.00088	0.10	0.0997	0.0996	0.101	0.085 to 0.115	99.7	70 to 130	0.100	20
BA13715	Lead, Total	mg/L	0.00000672	0.0001474	0.10	0.106	0.106	0.107	0.085 to 0.115	106	70 to 130	0.00	20
BA13715	Magnesium, Total	mg/L	0.00495	0.0462	5.00	25.2	25.4	5.14	4.25 to 5.75	92.0	70 to 130	0.791	20
BA13715	Antimony, Total	mg/L	0.000178	0.001	0.10	0.0978	0.0966	0.0992	0.085 to 0.115	97.8	70 to 130	1.23	20
BA13715	Boron, Total	mg/L	-0.000424	0.0650254	1.00	0.977	0.991	0.985	0.85 to 1.15	97.7	70 to 130	1.42	20
BA13715	Mercury, Total by CVAA	mg/L	0.0000286	0.0005	0.004	0.00360	0.00363	0.00366	0.0034 to 0.0046	90.0	70 to 130	0.830	20
BA13715	Barium, Total	mg/L	-0.00000661	0.0002	0.10	0.114	0.114	0.103	0.085 to 0.115	99.9	70 to 130	0.00	20
BA13715	Chromium, Total	mg/L	-0.0000129	0.00044	0.10	0.103	0.104	0.104	0.085 to 0.115	103	70 to 130	0.966	20
BA13715	Manganese, Total	mg/L	0.0000706	0.0001474	0.10	0.0991	0.101	0.101	0.085 to 0.115	99.1	70 to 130	1.90	20
BA13716	Iron, Dissolved	mg/L	-0.000688	0.0176	0.2	0.205	0.203	0.201	0.17 to 0.23	102	70 to 130	0.980	20

Comments: The client submitted filtered samples for dissolved analysis, but no MB or LCS were submitted. Therefore, dissolved data is qualified.
LBM 09/01/20

Reported: 9/3/2020
Version: 3.1
COA_CCR

Alabama Power
General Test Laboratory
744 County Road 87, GSC #8
Calera, AL 35040

Alabama Power

Batch QC Summary

Customer Account: WMWGASAP
Sample Date: 7/22/20 09:45
Customer ID:
Delivery Date: 7/23/20 15:42

Description: Gaston Ash Pond - MW-26

Laboratory ID Number: BA13714

Sample	Analysis	Units	MB	MB Limit	Spike	MS	Sample Duplicate	Standard	Standard Limit	Rec	Rec Limit	Prec	Prec Limit
BA13715	Fluoride	mg/L	0.0173	0.05	2.50	2.64	0.0408	2.63	2.25 to 2.75	106	80 to 120	0.00	20
BA13715	Sulfate	mg/L	-0.532	0.50	20.0	21.4	3.64	18.9	18 to 22	88.8	80 to 120	0.274	20
BA13716	Solids, Dissolved	mg/L	2.00	25			219	56.0	40 to 60			0.690	5
BA13715	Chloride	mg/L	0.0175	0.50	10.0	12.9	2.61	10.6	9 to 11	104	80 to 120	3.11	20
BA13716	Alkalinity, Total as CaCO3	mg/L					128	49.3	45.0 to 55.0			0.00	10

Comments: The client submitted filtered samples for dissolved analysis, but no MB or LCS were submitted. Therefore, dissolved data is qualified.
LBM 09/01/20

Reported: 9/3/2020
Version: 3.1
COA_CCR

Alabama Power
General Test Laboratory
744 County Road 87, GSC #8
Calera, AL 35040

Certificate Of Analysis

Alabama Power

Description: Gaston Ash Pond - MW-10

Location Code: WMWGASAP
Collected: 7/22/20 12:40
Customer ID:
Submittal Date: 7/23/20 15:42

Laboratory ID Number: BA13715

Name	Prepared	Analyzed	Vio Spec	DF	Results	Units	MDL	RL	Q
Analytical Method: EPA 200.7	***Analyst: RDA***				***Preparation Method: EPA 1638***				
* Boron, Total	7/27/20 09:09	7/28/20 11:42		1.015	Not Detected	mg/L	0.03	0.1	U
* Calcium, Total	7/27/20 09:09	7/28/20 11:42		1.015	38.5	mg/L	0.1	0.5	
* Iron, Total	7/27/20 09:09	7/28/20 11:42		1.015	Not Detected	mg/L	0.02	0.05	U
* Lithium, Total	7/27/20 09:09	7/28/20 11:42		1.015	Not Detected	mg/L	0.01	0.02	U
* Magnesium, Total	7/27/20 09:09	7/28/20 11:42		1.015	20.6	mg/L	0.1	0.5	
* Sodium, Total	7/27/20 09:09	7/28/20 11:42		1.015	2.60	mg/L	0.1	0.5	
Analytical Method: EPA 200.7	***Analyst: RDA***								
* Iron, Dissolved	7/27/20 10:40	7/28/20 09:48		1.015	Not Detected	mg/L	0.02	0.05	U
Analytical Method: EPA 200.8	***Analyst: DLJ***				***Preparation Method: EPA 1638***				
* Antimony, Total	7/30/20 08:45	7/30/20 18:18		1.015	Not Detected	mg/L	0.0008	0.003	U
* Arsenic, Total	7/30/20 08:45	7/30/20 18:18		1.015	Not Detected	mg/L	0.001	0.005	U
* Barium, Total	7/30/20 08:45	7/30/20 18:18		1.015	0.0141	mg/L	0.002	0.01	
* Beryllium, Total	7/30/20 08:45	7/30/20 18:18		1.015	Not Detected	mg/L	0.0006	0.003	U
* Cadmium, Total	7/30/20 08:45	7/30/20 18:18		1.015	Not Detected	mg/L	0.0003	0.001	U
* Chromium, Total	7/30/20 08:45	7/30/20 18:18		1.015	Not Detected	mg/L	0.002	0.01	U
* Cobalt, Total	7/30/20 08:45	7/30/20 18:18		1.015	Not Detected	mg/L	0.002	0.005	U
* Lead, Total	7/30/20 08:45	7/30/20 18:18		1.015	Not Detected	mg/L	0.001	0.005	U
* Molybdenum, Total	7/30/20 08:45	7/30/20 18:18		1.015	Not Detected	mg/L	0.002	0.01	U
* Potassium, Total	7/30/20 08:45	7/30/20 18:18		1.015	Not Detected	mg/L	0.3	2.5	U
* Manganese, Total	7/30/20 08:45	7/30/20 18:18		1.015	Not Detected	mg/L	0.001	0.005	U
* Selenium, Total	7/30/20 08:45	7/30/20 18:18		1.015	Not Detected	mg/L	0.002	0.01	U
* Thallium, Total	7/30/20 08:45	7/30/20 18:18		1.015	Not Detected	mg/L	0.0002	0.001	U
Analytical Method: EPA 200.8	***Analyst: DLJ***								
* Manganese, Dissolved	7/30/20 11:42	7/30/20 14:59		1.015	Not Detected	mg/L	0.001	0.005	U
Analytical Method: EPA 245.1	***Analyst: GAS***								
* Mercury, Total by CVAA	8/10/20 10:47	8/11/20 11:58		1	Not Detected	mg/L	0.0003	0.0005	U
Analytical Method: SM 2320 B	***Analyst: JAG***								
Alkalinity, Total as CaCO3	7/30/20 10:00	7/30/20 11:30		1	169	mg/L		0.1	
Analytical Method: SM 2540C	***Analyst: TJW***								
* Solids, Dissolved	7/24/20 13:00	7/29/20 14:40		1	175	mg/L		25	

MDL's and RL's are adjusted for sample dilution, as applicable

Comments: The client submitted filtered samples for dissolved analysis, but no MB or LCS were submitted. Therefore, dissolved data is qualified.
LBM 09/01/20

Reported: 9/3/2020
Version: 3.1
COA_CCR

Alabama Power
General Test Laboratory
744 County Road 87, GSC #8
Calera, AL 35040

Certificate Of Analysis

Alabama Power

Description: Gaston Ash Pond - MW-10

Location Code: WMWGASAP
Collected: 7/22/20 12:40
Customer ID:
Submittal Date: 7/23/20 15:42

Laboratory ID Number: BA13715

Name	Prepared	Analyzed	Vio Spec	DF	Results	Units	MDL	RL	Q
Analytical Method: SM 4500CO2 D	***Analyst: JAG***								
Bicarbonate Alkalinity, (calc.)	7/30/20 10:00	7/30/20 11:30		1	168	mg/L			
Carbonate Alkalinity, (calc.)	7/30/20 10:00	7/30/20 11:30		1	0.93	mg/L			
Analytical Method: SM4500Cl E	***Analyst: JCC***								
* Chloride	7/30/20 12:01	7/30/20 12:01		1	2.53	mg/L	0.50	1	
Analytical Method: SM4500F G 2017	***Analyst: JCC***								
* Fluoride	7/31/20 11:03	7/31/20 11:03		1	Not Detected	mg/L	0.06	0.1	U
Analytical Method: SM4500SO4 E 2011	***Analyst: JCC***								
* Sulfate	8/5/20 11:24	8/5/20 11:24		1	3.65	mg/L	0.50	1	
Analytical Method: Field Measurements	***Analyst: TJD***								
Conductivity	7/22/20 12:37	7/22/20 12:37			297.36	uS/cm			FA
pH	7/22/20 12:37	7/22/20 12:37			7.64	SU			FA
Temperature	7/22/20 12:37	7/22/20 12:37			22.65	C			FA
Turbidity	7/22/20 12:37	7/22/20 12:37			2.16	NTU			FA

MDL's and RL's are adjusted for sample dilution, as applicable

Comments: The client submitted filtered samples for dissolved analysis, but no MB or LCS were submitted. Therefore, dissolved data is qualified.
LBM 09/01/20

Reported: 9/3/2020
Version: 3.1
COA_CCR

Alabama Power
General Test Laboratory
744 County Road 87, GSC #8
Calera, AL 35040

Batch QC Summary

Alabama Power

Customer Account: WMWGASAP
Sample Date: 7/22/20 12:40
Customer ID:
Delivery Date: 7/23/20 15:42

Description: Gaston Ash Pond - MW-10

Laboratory ID Number: BA13715

Sample	Analysis	Units	MB	MB Limit	Spike	MS	MSD	Standard	Standard Limit	Rec	Rec Limit	Prec	Prec Limit
BA13715	Potassium, Total	mg/L	-0.00382	0.3674	10.0	10.6	10.6	10.2	8.5 to 11.5	106	70 to 130	0.00	20
BA13715	Calcium, Total	mg/L	0.00728	0.1518	5.00	43.5	42.7	5.17	4.25 to 5.75	100	70 to 130	1.86	20
BA13715	Iron, Total	mg/L	-0.000302	0.0176	0.2	0.200	0.203	0.205	0.17 to 0.23	100	70 to 130	1.49	20
BA13715	Magnesium, Total	mg/L	0.00495	0.0462	5.00	25.2	25.4	5.14	4.25 to 5.75	92.0	70 to 130	0.791	20
BA13715	Antimony, Total	mg/L	0.000178	0.001	0.10	0.0978	0.0966	0.0992	0.085 to 0.115	97.8	70 to 130	1.23	20
BA13715	Boron, Total	mg/L	-0.000424	0.0650254	1.00	0.977	0.991	0.985	0.85 to 1.15	97.7	70 to 130	1.42	20
BA13715	Mercury, Total by CVAA	mg/L	0.0000286	0.0005	0.004	0.00360	0.00363	0.00366	0.0034 to 0.0046	90.0	70 to 130	0.830	20
BA13715	Arsenic, Total	mg/L	0.0000288	0.0001474	0.10	0.102	0.106	0.106	0.085 to 0.115	102	70 to 130	3.85	20
BA13715	Cobalt, Total	mg/L	0.0000211	0.0001474	0.10	0.104	0.106	0.106	0.085 to 0.115	104	70 to 130	1.90	20
BA13715	Sodium, Total	mg/L	0.00122	0.044	5.00	7.85	8.00	5.12	4.25 to 5.75	105	70 to 130	1.89	20
BA13715	Selenium, Total	mg/L	0.0000765	0.001	0.10	0.104	0.105	0.105	0.085 to 0.115	104	70 to 130	0.957	20
BA13715	Thallium, Total	mg/L	0.00000059	0.0001474	0.10	0.110	0.106	0.109	0.085 to 0.115	110	70 to 130	3.70	20
BA13715	Barium, Total	mg/L	-0.00000661	0.0002	0.10	0.114	0.114	0.103	0.085 to 0.115	99.9	70 to 130	0.00	20
BA13715	Chromium, Total	mg/L	-0.0000129	0.00044	0.10	0.103	0.104	0.104	0.085 to 0.115	103	70 to 130	0.966	20
BA13715	Manganese, Total	mg/L	0.0000706	0.0001474	0.10	0.0991	0.101	0.101	0.085 to 0.115	99.1	70 to 130	1.90	20
BA13716	Iron, Dissolved	mg/L	-0.000688	0.0176	0.2	0.205	0.203	0.201	0.17 to 0.23	102	70 to 130	0.980	20
BA13715	Cadmium, Total	mg/L	0.00000	0.0001474	0.10	0.100	0.0998	0.104	0.085 to 0.115	100	70 to 130	0.200	20
BA13715	Lithium, Total	mg/L	-0.000328	0.0154	0.20	0.204	0.204	0.201	0.17 to 0.23	102	70 to 130	0.00	20
BA13715	Molybdenum, Total	mg/L	0.0000288	0.0001474	0.10	0.0984	0.101	0.102	0.085 to 0.115	98.4	70 to 130	2.61	20
BA13716	Manganese, Dissolved	mg/L	-0.0000204	0.0001474	0.10	0.0983	0.0970	0.101	0.085 to 0.115	98.3	70 to 130	1.33	20
BA13715	Beryllium, Total	mg/L	0.0000361	0.00088	0.10	0.0997	0.0996	0.101	0.085 to 0.115	99.7	70 to 130	0.100	20
BA13715	Lead, Total	mg/L	0.00000672	0.0001474	0.10	0.106	0.106	0.107	0.085 to 0.115	106	70 to 130	0.00	20

Comments: The client submitted filtered samples for dissolved analysis, but no MB or LCS were submitted. Therefore, dissolved data is qualified.
LBM 09/01/20

Alabama Power
General Test Laboratory
744 County Road 87, GSC #8
Calera, AL 35040

Alabama Power

Batch QC Summary

Customer Account: WMWGASAP
Sample Date: 7/22/20 12:40
Customer ID:
Delivery Date: 7/23/20 15:42

Description: Gaston Ash Pond - MW-10

Laboratory ID Number: BA13715

Sample	Analysis	Units	MB	MB Limit	Spike	MS	Sample Duplicate	Standard	Standard Limit	Rec	Rec Limit	Prec	Prec Limit
BA13716	Solids, Dissolved	mg/L	2.00	25			219	56.0	40 to 60			0.690	5
BA13715	Fluoride	mg/L	0.0173	0.05	2.50	2.64	0.0408	2.63	2.25 to 2.75	106	80 to 120	0.00	20
BA13715	Sulfate	mg/L	-0.532	0.50	20.0	21.4	3.64	18.9	18 to 22	88.8	80 to 120	0.274	20
BA13715	Chloride	mg/L	0.0175	0.50	10.0	12.9	2.61	10.6	9 to 11	104	80 to 120	3.11	20
BA13716	Alkalinity, Total as CaCO3	mg/L					128	49.3	45.0 to 55.0			0.00	10

Comments: The client submitted filtered samples for dissolved analysis, but no MB or LCS were submitted. Therefore, dissolved data is qualified.
LBM 09/01/20

Reported: 9/3/2020
Version: 3.1
COA_CCR

Alabama Power
General Test Laboratory
744 County Road 87, GSC #8
Calera, AL 35040

Certificate Of Analysis

Alabama Power

Description: Gaston Ash Pond - MW-11

Location Code: WMWGASAP
Collected: 7/22/20 14:55
Customer ID:
Submittal Date: 7/23/20 15:42

Laboratory ID Number: BA13716

Name	Prepared	Analyzed	Vio Spec	DF	Results	Units	MDL	RL	Q
Analytical Method: EPA 200.7	***Analyst: RDA***				***Preparation Method: EPA 1638***				
* Boron, Total	7/27/20 09:09	7/28/20 12:09		1.015	0.205	mg/L	0.03	0.1	
* Calcium, Total	7/27/20 09:09	7/28/20 12:09		1.015	39.0	mg/L	0.1	0.5	
* Iron, Total	7/27/20 09:09	7/28/20 12:09		1.015	Not Detected	mg/L	0.02	0.05	U
* Lithium, Total	7/27/20 09:09	7/28/20 12:09		1.015	Not Detected	mg/L	0.01	0.02	U
* Magnesium, Total	7/27/20 09:09	7/28/20 12:09		1.015	20.0	mg/L	0.1	0.5	
* Sodium, Total	7/27/20 09:09	7/28/20 12:09		1.015	5.22	mg/L	0.1	0.5	
Analytical Method: EPA 200.7	***Analyst: RDA***								
* Iron, Dissolved	7/27/20 10:40	7/28/20 09:51		1.015	Not Detected	mg/L	0.02	0.05	U
Analytical Method: EPA 200.8	***Analyst: DLJ***				***Preparation Method: EPA 1638***				
* Antimony, Total	7/30/20 08:45	7/30/20 18:39		1.015	Not Detected	mg/L	0.0008	0.003	U
* Arsenic, Total	7/30/20 08:45	7/30/20 18:39		1.015	Not Detected	mg/L	0.001	0.005	U
* Barium, Total	7/30/20 08:45	7/30/20 18:39		1.015	0.00820	mg/L	0.002	0.01	J
* Beryllium, Total	7/30/20 08:45	7/30/20 18:39		1.015	Not Detected	mg/L	0.0006	0.003	U
* Cadmium, Total	7/30/20 08:45	7/30/20 18:39		1.015	Not Detected	mg/L	0.0003	0.001	U
* Chromium, Total	7/30/20 08:45	7/30/20 18:39		1.015	Not Detected	mg/L	0.002	0.01	U
* Cobalt, Total	7/30/20 08:45	7/30/20 18:39		1.015	Not Detected	mg/L	0.002	0.005	U
* Lead, Total	7/30/20 08:45	7/30/20 18:39		1.015	Not Detected	mg/L	0.001	0.005	U
* Molybdenum, Total	7/30/20 08:45	7/30/20 18:39		1.015	Not Detected	mg/L	0.002	0.01	U
* Potassium, Total	7/30/20 08:45	7/30/20 18:39		1.015	0.320	mg/L	0.3	2.5	J
* Manganese, Total	7/30/20 08:45	7/30/20 18:39		1.015	Not Detected	mg/L	0.001	0.005	U
* Selenium, Total	7/30/20 08:45	7/30/20 18:39		1.015	Not Detected	mg/L	0.002	0.01	U
* Thallium, Total	7/30/20 08:45	7/30/20 18:39		1.015	Not Detected	mg/L	0.0002	0.001	U
Analytical Method: EPA 200.8	***Analyst: DLJ***								
* Manganese, Dissolved	7/30/20 11:42	7/30/20 15:02		1.015	Not Detected	mg/L	0.001	0.005	U
Analytical Method: EPA 245.1	***Analyst: GAS***								
* Mercury, Total by CVAA	8/10/20 12:51	8/11/20 12:14		1	Not Detected	mg/L	0.0003	0.0005	U
Analytical Method: SM 2320 B	***Analyst: JAG***								
Alkalinity, Total as CaCO3	7/30/20 10:00	7/30/20 11:30		1	128	mg/L		0.1	
Analytical Method: SM 2540C	***Analyst: TJW***								
* Solids, Dissolved	7/24/20 13:00	7/29/20 14:40		1	216	mg/L		25	

MDL's and RL's are adjusted for sample dilution, as applicable

Comments: The client submitted filtered samples for dissolved analysis, but no MB or LCS were submitted. Therefore, dissolved data is qualified.
LBM 09/01/20

Reported: 9/3/2020
Version: 3.1
COA_CCR

Alabama Power
General Test Laboratory
744 County Road 87, GSC #8
Calera, AL 35040

Certificate Of Analysis

Alabama Power

Description: Gaston Ash Pond - MW-11

Location Code: WMWGASAP
Collected: 7/22/20 14:55
Customer ID:
Submittal Date: 7/23/20 15:42

Laboratory ID Number: BA13716

Name	Prepared	Analyzed	Vio Spec	DF	Results	Units	MDL	RL	Q
Analytical Method: SM 4500CO2 D	***Analyst: JAG***								
Bicarbonate Alkalinity, (calc.)	7/30/20 10:00	7/30/20 11:30		1	127	mg/L			
Carbonate Alkalinity, (calc.)	7/30/20 10:00	7/30/20 11:30		1	0.87	mg/L			
Analytical Method: SM4500Cl E	***Analyst: JCC***								
* Chloride	7/30/20 12:14	7/30/20 12:14		1	6.75	mg/L	0.50	1	
Analytical Method: SM4500F G 2017	***Analyst: JCC***								
* Fluoride	7/31/20 11:14	7/31/20 11:14		1	Not Detected	mg/L	0.06	0.1	U
Analytical Method: SM4500SO4 E 2011	***Analyst: JCC***								
* Sulfate	8/5/20 11:46	8/5/20 11:46		2	45.3	mg/L	1.00	2	
Analytical Method: Field Measurements	***Analyst: TJD***								
Conductivity	7/22/20 14:52	7/22/20 14:52			299.11	uS/cm			FA
pH	7/22/20 14:52	7/22/20 14:52			7.76	SU			FA
Temperature	7/22/20 14:52	7/22/20 14:52			23.22	C			FA
Turbidity	7/22/20 14:52	7/22/20 14:52			1.88	NTU			FA

MDL's and RL's are adjusted for sample dilution, as applicable

Comments: The client submitted filtered samples for dissolved analysis, but no MB or LCS were submitted. Therefore, dissolved data is qualified.
LBM 09/01/20

Reported: 9/3/2020
Version: 3.1
COA_CCR

Alabama Power
General Test Laboratory
744 County Road 87, GSC #8
Calera, AL 35040

Batch QC Summary

Alabama Power

Customer Account: WMWGASAP
Sample Date: 7/22/20 14:55
Customer ID:
Delivery Date: 7/23/20 15:42

Description: Gaston Ash Pond - MW-11

Laboratory ID Number: BA13716

Sample	Analysis	Units	MB	MB Limit	Spike	MS	MSD	Standard	Standard Limit	Rec	Rec Limit	Prec	Prec Limit
BA13916	Antimony, Total	mg/L	0.000212	0.001	0.10	0.0949	0.0977	0.0980	0.085 to 0.115	94.9	70 to 130	2.91	20
BA13716	Iron, Dissolved	mg/L	-0.000688	0.0176	0.2	0.205	0.203	0.201	0.17 to 0.23	102	70 to 130	0.980	20
BA13916	Chromium, Total	mg/L	-0.0000472	0.00044	0.10	0.104	0.107	0.105	0.085 to 0.115	104	70 to 130	2.84	20
BA13916	Arsenic, Total	mg/L	0.0000157	0.0001474	0.10	0.105	0.106	0.106	0.085 to 0.115	105	70 to 130	0.948	20
BA13916	Cadmium, Total	mg/L	0.00000	0.0001474	0.10	0.102	0.101	0.104	0.085 to 0.115	102	70 to 130	0.985	20
BA13916	Lead, Total	mg/L	0.00000298	0.0001474	0.10	0.106	0.107	0.106	0.085 to 0.115	106	70 to 130	0.939	20
BA13916	Thallium, Total	mg/L	0.00000275	0.0001474	0.10	0.109	0.108	0.109	0.085 to 0.115	109	70 to 130	0.922	20
BA13719	Mercury, Total by CVAA	mg/L	0.0000342	0.0005	0.004	0.00368	0.00371	0.00373	0.0034 to 0.0046	92.0	70 to 130	0.812	20
BA13719	Magnesium, Total	mg/L	0.00106	0.0462	5.00	5.08	5.01	5.06	4.25 to 5.75	102	70 to 130	1.39	20
BA13916	Barium, Total	mg/L	-0.0000137	0.0002	0.10	0.100	0.101	0.102	0.085 to 0.115	100	70 to 130	0.995	20
BA13916	Selenium, Total	mg/L	0.000102	0.001	0.10	0.103	0.105	0.105	0.085 to 0.115	103	70 to 130	1.92	20
BA13719	Sodium, Total	mg/L	0.00118	0.044	5.00	4.94	4.87	4.97	4.25 to 5.75	98.8	70 to 130	1.43	20
BA13916	Cobalt, Total	mg/L	-0.0000155	0.0001474	0.10	0.105	0.109	0.108	0.085 to 0.115	105	70 to 130	3.74	20
BA13719	Boron, Total	mg/L	-0.000380	0.0650254	1.00	0.963	0.955	0.958	0.85 to 1.15	96.3	70 to 130	0.834	20
BA13719	Calcium, Total	mg/L	0.00748	0.1518	5.00	5.12	5.06	5.12	4.25 to 5.75	102	70 to 130	1.18	20
BA13719	Iron, Total	mg/L	-0.000677	0.0176	0.2	0.203	0.201	0.203	0.17 to 0.23	102	70 to 130	0.990	20
BA13916	Beryllium, Total	mg/L	0.0000588	0.00088	0.10	0.101	0.0975	0.100	0.085 to 0.115	101	70 to 130	3.53	20
BA13716	Manganese, Dissolved	mg/L	-0.0000204	0.0001474	0.10	0.0983	0.0970	0.101	0.085 to 0.115	98.3	70 to 130	1.33	20
BA13719	Lithium, Total	mg/L	-0.000407	0.0154	0.20	0.200	0.193	0.197	0.17 to 0.23	100	70 to 130	3.56	20
BA13916	Potassium, Total	mg/L	0.0107	0.3674	10.0	10.4	10.6	10.4	8.5 to 11.5	104	70 to 130	1.90	20
BA13916	Manganese, Total	mg/L	-0.00000147	0.0001474	0.10	0.0996	0.102	0.102	0.085 to 0.115	99.6	70 to 130	2.38	20
BA13916	Molybdenum, Total	mg/L	0.0000145	0.0001474	0.10	0.101	0.101	0.101	0.085 to 0.115	101	70 to 130	0.00	20

Comments: The client submitted filtered samples for dissolved analysis, but no MB or LCS were submitted. Therefore, dissolved data is qualified.
LBM 09/01/20

Reported: 9/3/2020
Version: 3.1
COA_CCR

Alabama Power
General Test Laboratory
744 County Road 87, GSC #8
Calera, AL 35040

Alabama Power

Batch QC Summary

Customer Account: WMWGASAP
Sample Date: 7/22/20 14:55
Customer ID:
Delivery Date: 7/23/20 15:42

Description: Gaston Ash Pond - MW-11

Laboratory ID Number: BA13716

Sample	Analysis	Units	MB	MB Limit	Spike	MS	Sample Duplicate	Standard	Standard Limit	Rec	Rec Limit	Prec	Prec Limit
BA13916	Sulfate	mg/L	-0.497	0.50	20.0	18.3	-0.547	18.7	18 to 22	91.5	80 to 120	0.00	20
BA13716	Solids, Dissolved	mg/L	2.00	25			219	56.0	40 to 60			0.690	5
BA13716	Alkalinity, Total as CaCO3	mg/L					128	49.3	45.0 to 55.0			0.00	10
BA13916	Chloride	mg/L	0.0672	0.50	10.0	9.91	0.141	10.6	9 to 11	99.1	80 to 120	0.00	20
BA13916	Fluoride	mg/L	0.00838	0.05	2.50	2.57	0.0032	2.63	2.25 to 2.75	103	80 to 120	0.00	20

Comments: The client submitted filtered samples for dissolved analysis, but no MB or LCS were submitted. Therefore, dissolved data is qualified.
LBM 09/01/20

Reported: 9/3/2020
Version: 3.1
COA_CCR

Alabama Power
General Test Laboratory
744 County Road 87, GSC #8
Calera, AL 35040

Certificate Of Analysis

Alabama Power

Description: Gaston Ash Pond - MW-14

Location Code: WMWGASAP
Collected: 7/23/20 09:40
Customer ID:
Submittal Date: 7/23/20 15:42

Laboratory ID Number: BA13717

Name	Prepared	Analyzed	Vio Spec	DF	Results	Units	MDL	RL	Q
Analytical Method: EPA 200.7	***Analyst: RDA***				***Preparation Method: EPA 1638***				
* Boron, Total	7/27/20 09:09	7/28/20 12:12		1.015	Not Detected	mg/L	0.03	0.1	U
* Calcium, Total	7/27/20 09:09	7/28/20 14:03		10.15	88.6	mg/L	1.015	5.075	
* Iron, Total	7/27/20 09:09	7/28/20 12:12		1.015	0.911	mg/L	0.02	0.05	
* Lithium, Total	7/27/20 09:09	7/28/20 12:12		1.015	Not Detected	mg/L	0.01	0.02	U
* Magnesium, Total	7/27/20 09:09	7/28/20 12:12		1.015	31.0	mg/L	0.1	0.5	
* Sodium, Total	7/27/20 09:09	7/28/20 12:12		1.015	5.94	mg/L	0.1	0.5	
Analytical Method: EPA 200.7	***Analyst: RDA***								
* Iron, Dissolved	7/27/20 10:40	7/28/20 10:11		1.015	0.904	mg/L	0.02	0.05	
Analytical Method: EPA 200.8	***Analyst: DLJ***				***Preparation Method: EPA 1638***				
* Antimony, Total	7/30/20 08:45	7/30/20 18:42		1.015	Not Detected	mg/L	0.0008	0.003	U
* Arsenic, Total	7/30/20 08:45	7/30/20 18:42		1.015	Not Detected	mg/L	0.001	0.005	U
* Barium, Total	7/30/20 08:45	7/30/20 18:42		1.015	0.0686	mg/L	0.002	0.01	
* Beryllium, Total	7/30/20 08:45	7/30/20 18:42		1.015	Not Detected	mg/L	0.0006	0.003	U
* Cadmium, Total	7/30/20 08:45	7/30/20 18:42		1.015	Not Detected	mg/L	0.0003	0.001	U
* Chromium, Total	7/30/20 08:45	7/30/20 18:42		1.015	Not Detected	mg/L	0.002	0.01	U
* Cobalt, Total	7/30/20 08:45	7/30/20 18:42		1.015	Not Detected	mg/L	0.002	0.005	U
* Lead, Total	7/30/20 08:45	7/30/20 18:42		1.015	Not Detected	mg/L	0.001	0.005	U
* Molybdenum, Total	7/30/20 08:45	7/30/20 18:42		1.015	Not Detected	mg/L	0.002	0.01	U
* Potassium, Total	7/30/20 08:45	7/30/20 18:42		1.015	0.563	mg/L	0.3	2.5	J
* Manganese, Total	7/30/20 08:45	7/30/20 18:42		1.015	0.0596	mg/L	0.001	0.005	
* Selenium, Total	7/30/20 08:45	7/30/20 18:42		1.015	Not Detected	mg/L	0.002	0.01	U
* Thallium, Total	7/30/20 08:45	7/30/20 18:42		1.015	Not Detected	mg/L	0.0002	0.001	U
Analytical Method: EPA 200.8	***Analyst: DLJ***								
* Manganese, Dissolved	7/30/20 11:42	7/30/20 15:23		1.015	0.0539	mg/L	0.001	0.005	
Analytical Method: EPA 245.1	***Analyst: GAS***								
* Mercury, Total by CVAA	8/10/20 12:51	8/11/20 12:17		1	Not Detected	mg/L	0.0003	0.0005	U
Analytical Method: SM 2320 B	***Analyst: JAG***								
Alkalinity, Total as CaCO3	8/5/20 13:15	8/5/20 14:20		1	257	mg/L		0.1	
Analytical Method: SM 2540C	***Analyst: TJW***								
* Solids, Dissolved	7/28/20 15:50	7/31/20 11:50		1	399	mg/L		25	

MDL's and RL's are adjusted for sample dilution, as applicable

Comments: The client submitted filtered samples for dissolved analysis, but no MB or LCS were submitted. Therefore, dissolved data is qualified.
LBM 09/01/20

Reported: 9/3/2020
Version: 3.1
COA_CCR

Alabama Power
General Test Laboratory
744 County Road 87, GSC #8
Calera, AL 35040

Certificate Of Analysis

Alabama Power

Description: Gaston Ash Pond - MW-14

Location Code: WMWGASAP
Collected: 7/23/20 09:40
Customer ID:
Submittal Date: 7/23/20 15:42

Laboratory ID Number: BA13717

Name	Prepared	Analyzed	Vio Spec	DF	Results	Units	MDL	RL	Q
Analytical Method: SM 4500CO2 D	***Analyst: JAG***								
Bicarbonate Alkalinity, (calc.)	8/5/20 13:15	8/5/20 14:20		1	256	mg/L			
Carbonate Alkalinity, (calc.)	8/5/20 13:15	8/5/20 14:20		1	0.53	mg/L			
Analytical Method: SM4500Cl E	***Analyst: JCC***								
* Chloride	7/30/20 12:15	7/30/20 12:15		1	3.10	mg/L	0.50	1	
Analytical Method: SM4500F G 2017	***Analyst: JCC***								
* Fluoride	7/31/20 11:15	7/31/20 11:15		1	0.0954	mg/L	0.06	0.1	J
Analytical Method: SM4500SO4 E 2011	***Analyst: JCC***								
* Sulfate	8/5/20 11:54	8/5/20 11:54		8	97.9	mg/L	4.00	8	
Analytical Method: Field Measurements	***Analyst: TJD***								
Conductivity	7/23/20 09:34	7/23/20 09:34			519.87	uS/cm			FA
pH	7/23/20 09:34	7/23/20 09:34			7.44	SU			FA
Temperature	7/23/20 09:34	7/23/20 09:34			21.84	C			FA
Turbidity	7/23/20 09:34	7/23/20 09:34			2.16	NTU			FA

MDL's and RL's are adjusted for sample dilution, as applicable

Comments: The client submitted filtered samples for dissolved analysis, but no MB or LCS were submitted. Therefore, dissolved data is qualified.
LBM 09/01/20

Reported: 9/3/2020
Version: 3.1
COA_CCR

Alabama Power
General Test Laboratory
744 County Road 87, GSC #8
Calera, AL 35040

Batch QC Summary

Alabama Power

Customer Account: WMWGASAP
Sample Date: 7/23/20 09:40
Customer ID:
Delivery Date: 7/23/20 15:42

Description: Gaston Ash Pond - MW-14

Laboratory ID Number: BA13717

Sample	Analysis	Units	MB	MB Limit	Spike	MS	MSD	Standard	Standard Limit	Rec	Rec Limit	Prec	Prec Limit
BA13916	Antimony, Total	mg/L	0.000212	0.001	0.10	0.0949	0.0977	0.0980	0.085 to 0.115	94.9	70 to 130	2.91	20
BA13916	Chromium, Total	mg/L	-0.0000472	0.00044	0.10	0.104	0.107	0.105	0.085 to 0.115	104	70 to 130	2.84	20
BA13719	Mercury, Total by CVAA	mg/L	0.0000342	0.0005	0.004	0.00368	0.00371	0.00373	0.0034 to 0.0046	92.0	70 to 130	0.812	20
BA13719	Magnesium, Total	mg/L	0.00106	0.0462	5.00	5.08	5.01	5.06	4.25 to 5.75	102	70 to 130	1.39	20
BA13916	Barium, Total	mg/L	-0.0000137	0.0002	0.10	0.100	0.101	0.102	0.085 to 0.115	100	70 to 130	0.995	20
BA13916	Selenium, Total	mg/L	0.000102	0.001	0.10	0.103	0.105	0.105	0.085 to 0.115	103	70 to 130	1.92	20
BA13718	Iron, Dissolved	mg/L	-0.000569	0.0176	0.2	1.30	1.29	0.201	0.17 to 0.23	100	70 to 130	0.772	20
BA13916	Arsenic, Total	mg/L	0.0000157	0.0001474	0.10	0.105	0.106	0.106	0.085 to 0.115	105	70 to 130	0.948	20
BA13916	Cadmium, Total	mg/L	0.00000	0.0001474	0.10	0.102	0.101	0.104	0.085 to 0.115	102	70 to 130	0.985	20
BA13916	Lead, Total	mg/L	0.00000298	0.0001474	0.10	0.106	0.107	0.106	0.085 to 0.115	106	70 to 130	0.939	20
BA13916	Thallium, Total	mg/L	0.00000275	0.0001474	0.10	0.109	0.108	0.109	0.085 to 0.115	109	70 to 130	0.922	20
BA14019	Manganese, Dissolved	mg/L	0.00000680	0.0001474	0.10	0.111	0.110	0.101	0.085 to 0.115	98.4	70 to 130	0.905	20
BA13719	Lithium, Total	mg/L	-0.000407	0.0154	0.20	0.200	0.193	0.197	0.17 to 0.23	100	70 to 130	3.56	20
BA13916	Potassium, Total	mg/L	0.0107	0.3674	10.0	10.4	10.6	10.4	8.5 to 11.5	104	70 to 130	1.90	20
BA13916	Manganese, Total	mg/L	-0.00000147	0.0001474	0.10	0.0996	0.102	0.102	0.085 to 0.115	99.6	70 to 130	2.38	20
BA13916	Molybdenum, Total	mg/L	0.0000145	0.0001474	0.10	0.101	0.101	0.101	0.085 to 0.115	101	70 to 130	0.00	20
BA13719	Sodium, Total	mg/L	0.00118	0.044	5.00	4.94	4.87	4.97	4.25 to 5.75	98.8	70 to 130	1.43	20
BA13916	Cobalt, Total	mg/L	-0.0000155	0.0001474	0.10	0.105	0.109	0.108	0.085 to 0.115	105	70 to 130	3.74	20
BA13719	Boron, Total	mg/L	-0.000380	0.0650254	1.00	0.963	0.955	0.958	0.85 to 1.15	96.3	70 to 130	0.834	20
BA13719	Calcium, Total	mg/L	0.00748	0.1518	5.00	5.12	5.06	5.12	4.25 to 5.75	102	70 to 130	1.18	20
BA13719	Iron, Total	mg/L	-0.000677	0.0176	0.2	0.203	0.201	0.203	0.17 to 0.23	102	70 to 130	0.990	20
BA13916	Beryllium, Total	mg/L	0.0000588	0.00088	0.10	0.101	0.0975	0.100	0.085 to 0.115	101	70 to 130	3.53	20

Comments: The client submitted filtered samples for dissolved analysis, but no MB or LCS were submitted. Therefore, dissolved data is qualified.
LBM 09/01/20

Reported: 9/3/2020
Version: 3.1
COA_CCR

Alabama Power
General Test Laboratory
744 County Road 87, GSC #8
Calera, AL 35040

Alabama Power

Batch QC Summary

Customer Account: WMWGASAP
Sample Date: 7/23/20 09:40
Customer ID:
Delivery Date: 7/23/20 15:42

Description: Gaston Ash Pond - MW-14

Laboratory ID Number: BA13717

Sample	Analysis	Units	MB	MB Limit	Spike	MS	Sample Duplicate	Standard	Standard Limit	Rec	Rec Limit	Prec	Prec Limit
BA13712	Solids, Dissolved	mg/L	-1.00	25			502	54.0	40 to 60			0.199	5
BA14029	Alkalinity, Total as CaCO3	mg/L					130	48.6	45.0 to 55.0			0.00	10
BA13916	Chloride	mg/L	0.0672	0.50	10.0	9.91	0.141	10.6	9 to 11	99.1	80 to 120	0.00	20
BA13916	Fluoride	mg/L	0.00838	0.05	2.50	2.57	0.0032	2.63	2.25 to 2.75	103	80 to 120	0.00	20
BA13916	Sulfate	mg/L	-0.497	0.50	20.0	18.3	-0.547	18.7	18 to 22	91.5	80 to 120	0.00	20

Comments: The client submitted filtered samples for dissolved analysis, but no MB or LCS were submitted. Therefore, dissolved data is qualified.
LBM 09/01/20

Reported: 9/3/2020
Version: 3.1
COA_CCR

Alabama Power
General Test Laboratory
744 County Road 87, GSC #8
Calera, AL 35040

Certificate Of Analysis

Alabama Power

Description: Gaston Ash Pond - MW-30H

Location Code: WMWGASAP
Collected: 7/23/20 11:30
Customer ID:
Submittal Date: 7/23/20 15:42

Laboratory ID Number: BA13718

Name	Prepared	Analyzed	Vio Spec	DF	Results	Units	MDL	RL	Q
Analytical Method: EPA 200.7	***Analyst: RDA***				***Preparation Method: EPA 1638***				
* Boron, Total	7/27/20 09:09	7/28/20 12:15		1.015	0.0482	mg/L	0.03	0.1	J
* Calcium, Total	7/27/20 09:09	7/28/20 14:06		10.15	79.1	mg/L	1.015	5.075	
* Iron, Total	7/27/20 09:09	7/28/20 12:15		1.015	1.17	mg/L	0.02	0.05	
* Lithium, Total	7/27/20 09:09	7/28/20 12:15		1.015	Not Detected	mg/L	0.01	0.02	U
* Magnesium, Total	7/27/20 09:09	7/28/20 14:06		10.15	40.1	mg/L	1.015	5.075	
* Sodium, Total	7/27/20 09:09	7/28/20 12:15		1.015	36.0	mg/L	0.1	0.5	
Analytical Method: EPA 200.7	***Analyst: RDA***								
* Iron, Dissolved	7/27/20 10:40	7/28/20 10:14		1.015	1.10	mg/L	0.02	0.05	
Analytical Method: EPA 200.8	***Analyst: DLJ***				***Preparation Method: EPA 1638***				
* Antimony, Total	7/30/20 08:45	7/30/20 18:44		1.015	Not Detected	mg/L	0.0008	0.003	U
* Arsenic, Total	7/30/20 08:45	7/30/20 18:44		1.015	0.00536	mg/L	0.001	0.005	
* Barium, Total	7/30/20 08:45	7/30/20 18:44		1.015	0.0899	mg/L	0.002	0.01	
* Beryllium, Total	7/30/20 08:45	7/30/20 18:44		1.015	Not Detected	mg/L	0.0006	0.003	U
* Cadmium, Total	7/30/20 08:45	7/30/20 18:44		1.015	Not Detected	mg/L	0.0003	0.001	U
* Chromium, Total	7/30/20 08:45	7/30/20 18:44		1.015	Not Detected	mg/L	0.002	0.01	U
* Cobalt, Total	7/30/20 08:45	7/30/20 18:44		1.015	Not Detected	mg/L	0.002	0.005	U
* Lead, Total	7/30/20 08:45	7/30/20 18:44		1.015	Not Detected	mg/L	0.001	0.005	U
* Molybdenum, Total	7/30/20 08:45	7/30/20 18:44		1.015	0.00248	mg/L	0.002	0.01	J
* Potassium, Total	7/30/20 08:45	7/30/20 18:44		1.015	0.958	mg/L	0.3	2.5	J
* Manganese, Total	7/30/20 08:45	7/30/20 18:44		1.015	0.246	mg/L	0.001	0.005	
* Selenium, Total	7/30/20 08:45	7/30/20 18:44		1.015	Not Detected	mg/L	0.002	0.01	U
* Thallium, Total	7/30/20 08:45	7/30/20 18:44		1.015	Not Detected	mg/L	0.0002	0.001	U
Analytical Method: EPA 200.8	***Analyst: DLJ***								
* Manganese, Dissolved	7/30/20 11:42	7/30/20 15:26		1.015	0.244	mg/L	0.001	0.005	
Analytical Method: EPA 245.1	***Analyst: GAS***								
* Mercury, Total by CVAA	8/10/20 12:51	8/11/20 12:19		1	Not Detected	mg/L	0.0003	0.0005	U
Analytical Method: SM 2320 B	***Analyst: JAG***								
Alkalinity, Total as CaCO3	8/5/20 13:15	8/5/20 14:20		1	382	mg/L		0.1	
Analytical Method: SM 2540C	***Analyst: TJW***								
* Solids, Dissolved	7/28/20 15:50	7/31/20 11:50		1	440	mg/L		25	

MDL's and RL's are adjusted for sample dilution, as applicable

Comments: The client submitted filtered samples for dissolved analysis, but no MB or LCS were submitted. Therefore, dissolved data is qualified.
LBM 09/01/20

Reported: 9/3/2020
Version: 3.1
COA_CCR

Alabama Power
General Test Laboratory
744 County Road 87, GSC #8
Calera, AL 35040

Certificate Of Analysis

Alabama Power

Description: Gaston Ash Pond - MW-30H

Location Code: WMWGASAP
Collected: 7/23/20 11:30
Customer ID:
Submittal Date: 7/23/20 15:42

Laboratory ID Number: BA13718

Name	Prepared	Analyzed	Vio Spec	DF	Results	Units	MDL	RL	Q
Analytical Method: SM 4500CO2 D	***Analyst: JAG***								
Bicarbonate Alkalinity, (calc.)	8/5/20 13:15	8/5/20 14:20		1	381	mg/L			
Carbonate Alkalinity, (calc.)	8/5/20 13:15	8/5/20 14:20		1	0.58	mg/L			
Analytical Method: SM4500Cl E	***Analyst: JCC***								
* Chloride	7/30/20 12:24	7/30/20 12:24		2	30.4	mg/L	1.00	2	
Analytical Method: SM4500F G 2017	***Analyst: JCC***								
* Fluoride	7/31/20 11:17	7/31/20 11:17		1	0.170	mg/L	0.06	0.1	
Analytical Method: SM4500SO4 E 2011	***Analyst: JCC***								
* Sulfate	8/5/20 11:38	8/5/20 11:38		1	35.3	mg/L	0.50	1	
Analytical Method: Field Measurements	***Analyst: TJD***								
Conductivity	7/23/20 11:26	7/23/20 11:26			633.22	uS/cm			FA
pH	7/23/20 11:26	7/23/20 11:26			7.07	SU			FA
Temperature	7/23/20 11:26	7/23/20 11:26			22.27	C			FA
Turbidity	7/23/20 11:26	7/23/20 11:26			1.83	NTU			FA

MDL's and RL's are adjusted for sample dilution, as applicable

Comments: The client submitted filtered samples for dissolved analysis, but no MB or LCS were submitted. Therefore, dissolved data is qualified.
LBM 09/01/20

Reported: 9/3/2020
Version: 3.1
COA_CCR

Alabama Power
General Test Laboratory
744 County Road 87, GSC #8
Calera, AL 35040

Batch QC Summary

Alabama Power

Customer Account: WMWGASAP
Sample Date: 7/23/20 11:30
Customer ID:
Delivery Date: 7/23/20 15:42

Description: Gaston Ash Pond - MW-30H

Laboratory ID Number: BA13718

Sample	Analysis	Units	MB	MB Limit	Spike	MS	MSD	Standard	Standard Limit	Rec	Rec Limit	Prec	Prec Limit
BA13916	Chromium, Total	mg/L	-0.0000472	0.00044	0.10	0.104	0.107	0.105	0.085 to 0.115	104	70 to 130	2.84	20
BA13719	Lithium, Total	mg/L	-0.000407	0.0154	0.20	0.200	0.193	0.197	0.17 to 0.23	100	70 to 130	3.56	20
BA13916	Potassium, Total	mg/L	0.0107	0.3674	10.0	10.4	10.6	10.4	8.5 to 11.5	104	70 to 130	1.90	20
BA13916	Manganese, Total	mg/L	-0.00000147	0.0001474	0.10	0.0996	0.102	0.102	0.085 to 0.115	99.6	70 to 130	2.38	20
BA13916	Molybdenum, Total	mg/L	0.0000145	0.0001474	0.10	0.101	0.101	0.101	0.085 to 0.115	101	70 to 130	0.00	20
BA13719	Mercury, Total by CVAA	mg/L	0.0000342	0.0005	0.004	0.00368	0.00371	0.00373	0.0034 to 0.0046	92.0	70 to 130	0.812	20
BA13719	Magnesium, Total	mg/L	0.00106	0.0462	5.00	5.08	5.01	5.06	4.25 to 5.75	102	70 to 130	1.39	20
BA13916	Barium, Total	mg/L	-0.0000137	0.0002	0.10	0.100	0.101	0.102	0.085 to 0.115	100	70 to 130	0.995	20
BA13916	Selenium, Total	mg/L	0.000102	0.001	0.10	0.103	0.105	0.105	0.085 to 0.115	103	70 to 130	1.92	20
BA13718	Iron, Dissolved	mg/L	-0.000569	0.0176	0.2	1.30	1.29	0.201	0.17 to 0.23	100	70 to 130	0.772	20
BA13916	Arsenic, Total	mg/L	0.0000157	0.0001474	0.10	0.105	0.106	0.106	0.085 to 0.115	105	70 to 130	0.948	20
BA13916	Cadmium, Total	mg/L	0.00000	0.0001474	0.10	0.102	0.101	0.104	0.085 to 0.115	102	70 to 130	0.985	20
BA13916	Lead, Total	mg/L	0.00000298	0.0001474	0.10	0.106	0.107	0.106	0.085 to 0.115	106	70 to 130	0.939	20
BA13916	Thallium, Total	mg/L	0.00000275	0.0001474	0.10	0.109	0.108	0.109	0.085 to 0.115	109	70 to 130	0.922	20
BA14019	Manganese, Dissolved	mg/L	0.00000680	0.0001474	0.10	0.111	0.110	0.101	0.085 to 0.115	98.4	70 to 130	0.905	20
BA13719	Sodium, Total	mg/L	0.00118	0.044	5.00	4.94	4.87	4.97	4.25 to 5.75	98.8	70 to 130	1.43	20
BA13916	Cobalt, Total	mg/L	-0.0000155	0.0001474	0.10	0.105	0.109	0.108	0.085 to 0.115	105	70 to 130	3.74	20
BA13719	Boron, Total	mg/L	-0.000380	0.0650254	1.00	0.963	0.955	0.958	0.85 to 1.15	96.3	70 to 130	0.834	20
BA13719	Calcium, Total	mg/L	0.00748	0.1518	5.00	5.12	5.06	5.12	4.25 to 5.75	102	70 to 130	1.18	20
BA13719	Iron, Total	mg/L	-0.000677	0.0176	0.2	0.203	0.201	0.203	0.17 to 0.23	102	70 to 130	0.990	20
BA13916	Beryllium, Total	mg/L	0.0000588	0.00088	0.10	0.101	0.0975	0.100	0.085 to 0.115	101	70 to 130	3.53	20
BA13916	Antimony, Total	mg/L	0.000212	0.001	0.10	0.0949	0.0977	0.0980	0.085 to 0.115	94.9	70 to 130	2.91	20

Comments: The client submitted filtered samples for dissolved analysis, but no MB or LCS were submitted. Therefore, dissolved data is qualified.
LBM 09/01/20

Reported: 9/3/2020
Version: 3.1
COA_CCR

Alabama Power
General Test Laboratory
744 County Road 87, GSC #8
Calera, AL 35040

Alabama Power

Batch QC Summary

Customer Account: WMWGASAP
Sample Date: 7/23/20 11:30
Customer ID:
Delivery Date: 7/23/20 15:42

Description: Gaston Ash Pond - MW-30H

Laboratory ID Number: BA13718

Sample	Analysis	Units	MB	MB Limit	Spike	MS	Sample Duplicate	Standard	Standard Limit	Rec	Rec Limit	Prec	Prec Limit
BA13916	Sulfate	mg/L	-0.497	0.50	20.0	18.3	-0.547	18.7	18 to 22	91.5	80 to 120	0.00	20
BA13712	Solids, Dissolved	mg/L	-1.00	25			502	54.0	40 to 60			0.199	5
BA14029	Alkalinity, Total as CaCO3	mg/L					130	48.6	45.0 to 55.0			0.00	10
BA13916	Chloride	mg/L	0.0672	0.50	10.0	9.91	0.141	10.6	9 to 11	99.1	80 to 120	0.00	20
BA13916	Fluoride	mg/L	0.00838	0.05	2.50	2.57	0.0032	2.63	2.25 to 2.75	103	80 to 120	0.00	20

Comments: The client submitted filtered samples for dissolved analysis, but no MB or LCS were submitted. Therefore, dissolved data is qualified.
LBM 09/01/20

Reported: 9/3/2020
Version: 3.1
COA_CCR

Alabama Power
General Test Laboratory
744 County Road 87, GSC #8
Calera, AL 35040

Certificate Of Analysis

Alabama Power

Description: Gaston Ash Pond Field Blank-2

Location Code: WMWGASAPFB
Collected: 7/23/20 12:05
Customer ID:
Submittal Date: 7/23/20 15:42

Laboratory ID Number: BA13719

Name	Prepared	Analyzed	Vio Spec	DF	Results	Units	MDL	RL	Q
Analytical Method: EPA 200.7	***Analyst: RDA***				***Preparation Method: EPA 1638***				
* Boron, Total	7/27/20 09:09	7/28/20 12:18		1.015	Not Detected	mg/L	0.03	0.1	U
* Calcium, Total	7/27/20 09:09	7/28/20 12:18		1.015	Not Detected	mg/L	0.1	0.5	U
* Iron, Total	7/27/20 09:09	7/28/20 12:18		1.015	Not Detected	mg/L	0.02	0.05	U
* Lithium, Total	7/27/20 09:09	7/28/20 12:18		1.015	Not Detected	mg/L	0.01	0.02	U
* Magnesium, Total	7/27/20 09:09	7/28/20 12:18		1.015	Not Detected	mg/L	0.1	0.5	U
* Sodium, Total	7/27/20 09:09	7/28/20 12:18		1.015	Not Detected	mg/L	0.1	0.5	U
Analytical Method: EPA 200.8	***Analyst: DLJ***				***Preparation Method: EPA 1638***				
* Antimony, Total	7/30/20 08:45	7/30/20 18:47		1.015	Not Detected	mg/L	0.0008	0.003	U
* Arsenic, Total	7/30/20 08:45	7/30/20 18:47		1.015	Not Detected	mg/L	0.001	0.005	U
* Barium, Total	7/30/20 08:45	7/30/20 18:47		1.015	Not Detected	mg/L	0.002	0.01	U
* Beryllium, Total	7/30/20 08:45	7/30/20 18:47		1.015	Not Detected	mg/L	0.0006	0.003	U
* Cadmium, Total	7/30/20 08:45	7/30/20 18:47		1.015	Not Detected	mg/L	0.0003	0.001	U
* Chromium, Total	7/30/20 08:45	7/30/20 18:47		1.015	Not Detected	mg/L	0.002	0.01	U
* Cobalt, Total	7/30/20 08:45	7/30/20 18:47		1.015	Not Detected	mg/L	0.002	0.005	U
* Lead, Total	7/30/20 08:45	7/30/20 18:47		1.015	Not Detected	mg/L	0.001	0.005	U
* Molybdenum, Total	7/30/20 08:45	7/30/20 18:47		1.015	Not Detected	mg/L	0.002	0.01	U
* Manganese, Total	7/30/20 08:45	7/30/20 18:47		1.015	Not Detected	mg/L	0.001	0.005	U
* Potassium, Total	7/30/20 08:45	7/30/20 18:47		1.015	Not Detected	mg/L	0.3	2.5	U
* Selenium, Total	7/30/20 08:45	7/30/20 18:47		1.015	Not Detected	mg/L	0.002	0.01	U
* Thallium, Total	7/30/20 08:45	7/30/20 18:47		1.015	Not Detected	mg/L	0.0002	0.001	U
Analytical Method: EPA 245.1	***Analyst: GAS***								
* Mercury, Total by CVAA	8/10/20 12:51	8/11/20 12:21		1	Not Detected	mg/L	0.0003	0.0005	U
Analytical Method: SM 2540C	***Analyst: TJW***								
* Solids, Dissolved	7/28/20 15:50	7/31/20 11:50		1	Not Detected	mg/L		25	U
Analytical Method: SM4500Cl E	***Analyst: JCC***								
* Chloride	7/30/20 12:17	7/30/20 12:17		1	Not Detected	mg/L	0.50	1	U
Analytical Method: SM4500F G 2017	***Analyst: JCC***								
* Fluoride	7/31/20 11:18	7/31/20 11:18		1	Not Detected	mg/L	0.06	0.1	U
Analytical Method: SM4500SO4 E 2011	***Analyst: JCC***								
* Sulfate	8/5/20 11:48	8/5/20 11:48		1	Not Detected	mg/L	0.50	1	U

MDL's and RL's are adjusted for sample dilution, as applicable

Comments:

Reported: 9/3/2020
Version: 3.1
COA_CCR

Alabama Power
General Test Laboratory
744 County Road 87, GSC #8
Calera, AL 35040

Batch QC Summary

Alabama Power

Customer Account: WMWGASAPFB
Sample Date: 7/23/20 12:05
Customer ID:
Delivery Date: 7/23/20 15:42

Description: Gaston Ash Pond Field Blank-2

Laboratory ID Number: BA13719

Sample	Analysis	Units	MB	MB Limit	Spike	MS	MSD	Standard	Standard Limit	Rec	Rec Limit	Prec	Prec Limit
BA13916	Chromium, Total	mg/L	-0.0000472	0.00044	0.10	0.104	0.107	0.105	0.085 to 0.115	104	70 to 130	2.84	20
BA13916	Antimony, Total	mg/L	0.000212	0.001	0.10	0.0949	0.0977	0.0980	0.085 to 0.115	94.9	70 to 130	2.91	20
BA13916	Arsenic, Total	mg/L	0.0000157	0.0001474	0.10	0.105	0.106	0.106	0.085 to 0.115	105	70 to 130	0.948	20
BA13916	Cadmium, Total	mg/L	0.00000	0.0001474	0.10	0.102	0.101	0.104	0.085 to 0.115	102	70 to 130	0.985	20
BA13916	Lead, Total	mg/L	0.00000298	0.0001474	0.10	0.106	0.107	0.106	0.085 to 0.115	106	70 to 130	0.939	20
BA13916	Thallium, Total	mg/L	0.00000275	0.0001474	0.10	0.109	0.108	0.109	0.085 to 0.115	109	70 to 130	0.922	20
BA13719	Mercury, Total by CVAA	mg/L	0.0000342	0.0005	0.004	0.00368	0.00371	0.00373	0.0034 to 0.0046	92.0	70 to 130	0.812	20
BA13719	Magnesium, Total	mg/L	0.00106	0.0462	5.00	5.08	5.01	5.06	4.25 to 5.75	102	70 to 130	1.39	20
BA13916	Barium, Total	mg/L	-0.0000137	0.0002	0.10	0.100	0.101	0.102	0.085 to 0.115	100	70 to 130	0.995	20
BA13916	Selenium, Total	mg/L	0.000102	0.001	0.10	0.103	0.105	0.105	0.085 to 0.115	103	70 to 130	1.92	20
BA13719	Lithium, Total	mg/L	-0.000407	0.0154	0.20	0.200	0.193	0.197	0.17 to 0.23	100	70 to 130	3.56	20
BA13916	Potassium, Total	mg/L	0.0107	0.3674	10.0	10.4	10.6	10.4	8.5 to 11.5	104	70 to 130	1.90	20
BA13916	Manganese, Total	mg/L	-0.00000147	0.0001474	0.10	0.0996	0.102	0.102	0.085 to 0.115	99.6	70 to 130	2.38	20
BA13916	Molybdenum, Total	mg/L	0.0000145	0.0001474	0.10	0.101	0.101	0.101	0.085 to 0.115	101	70 to 130	0.00	20
BA13719	Boron, Total	mg/L	-0.000380	0.0650254	1.00	0.963	0.955	0.958	0.85 to 1.15	96.3	70 to 130	0.834	20
BA13719	Calcium, Total	mg/L	0.00748	0.1518	5.00	5.12	5.06	5.12	4.25 to 5.75	102	70 to 130	1.18	20
BA13719	Iron, Total	mg/L	-0.000677	0.0176	0.2	0.203	0.201	0.203	0.17 to 0.23	102	70 to 130	0.990	20
BA13916	Beryllium, Total	mg/L	0.0000588	0.00088	0.10	0.101	0.0975	0.100	0.085 to 0.115	101	70 to 130	3.53	20
BA13719	Sodium, Total	mg/L	0.00118	0.044	5.00	4.94	4.87	4.97	4.25 to 5.75	98.8	70 to 130	1.43	20
BA13916	Cobalt, Total	mg/L	-0.0000155	0.0001474	0.10	0.105	0.109	0.108	0.085 to 0.115	105	70 to 130	3.74	20

Comments:

Reported: 9/3/2020
Version: 3.1
COA_CCR

Alabama Power
General Test Laboratory
744 County Road 87, GSC #8
Calera, AL 35040

Alabama Power

Batch QC Summary

Customer Account: WMWGASAPFB
Sample Date: 7/23/20 12:05
Customer ID:
Delivery Date: 7/23/20 15:42

Description: Gaston Ash Pond Field Blank-2

Laboratory ID Number: BA13719

Sample	Analysis	Units	MB	MB Limit	Spike	MS	Sample Duplicate	Standard	Standard Limit	Rec	Rec Limit	Prec	Prec Limit
BA13712	Solids, Dissolved	mg/L	-1.00	25			502	54.0	40 to 60			0.199	5
BA13916	Sulfate	mg/L	-0.497	0.50	20.0	18.3	-0.547	18.7	18 to 22	91.5	80 to 120	0.00	20
BA13916	Chloride	mg/L	0.0672	0.50	10.0	9.91	0.141	10.6	9 to 11	99.1	80 to 120	0.00	20
BA13916	Fluoride	mg/L	0.00838	0.05	2.50	2.57	0.0032	2.63	2.25 to 2.75	103	80 to 120	0.00	20

Comments:

Reported: 9/3/2020
Version: 3.1
COA_CCR

Alabama Power
General Test Laboratory
744 County Road 87, GSC #8
Calera, AL 35040

Certificate Of Analysis

Alabama Power

Description: Gaston Ash Pond - MW-4

Location Code: WMWGASAP
Collected: 7/27/20 10:10
Customer ID:
Submittal Date: 7/28/20 14:28

Laboratory ID Number: BA13911

Name	Prepared	Analyzed	Vio Spec	DF	Results	Units	MDL	RL	Q
Analytical Method: EPA 200.7	***Analyst: RDA***				***Preparation Method: EPA 1638***				
* Boron, Total	8/4/20 14:03	8/5/20 10:29		1.015	0.300	mg/L	0.03	0.1	
* Calcium, Total	8/4/20 14:03	8/5/20 12:25		10.15	57.0	mg/L	1.015	5.075	
* Iron, Total	8/4/20 14:03	8/5/20 10:29		1.015	0.0460	mg/L	0.02	0.05	J
* Lithium, Total	8/4/20 14:03	8/5/20 10:29		1.015	Not Detected	mg/L	0.01	0.02	U
* Magnesium, Total	8/4/20 14:03	8/5/20 10:29		1.015	30.8	mg/L	0.1	0.5	
* Sodium, Total	8/4/20 14:03	8/5/20 10:29		1.015	10.7	mg/L	0.1	0.5	
Analytical Method: EPA 200.7	***Analyst: RDA***								
* Iron, Dissolved	8/5/20 09:34	8/5/20 14:01		1.015	0.0369	mg/L	0.02	0.05	J
Analytical Method: EPA 200.8	***Analyst: DLJ***				***Preparation Method: EPA 1638***				
* Antimony, Total	7/30/20 08:45	7/30/20 18:50		1.015	Not Detected	mg/L	0.0008	0.003	U
* Arsenic, Total	7/30/20 08:45	7/30/20 18:50		1.015	Not Detected	mg/L	0.001	0.005	U
* Barium, Total	7/30/20 08:45	7/30/20 18:50		1.015	0.0207	mg/L	0.002	0.01	
* Beryllium, Total	7/30/20 08:45	7/30/20 18:50		1.015	Not Detected	mg/L	0.0006	0.003	U
* Cadmium, Total	7/30/20 08:45	7/30/20 18:50		1.015	Not Detected	mg/L	0.0003	0.001	U
* Chromium, Total	7/30/20 08:45	7/30/20 18:50		1.015	Not Detected	mg/L	0.002	0.01	U
* Cobalt, Total	7/30/20 08:45	7/30/20 18:50		1.015	Not Detected	mg/L	0.002	0.005	U
* Lead, Total	7/30/20 08:45	7/30/20 18:50		1.015	Not Detected	mg/L	0.001	0.005	U
* Molybdenum, Total	7/30/20 08:45	7/30/20 18:50		1.015	Not Detected	mg/L	0.002	0.01	U
* Potassium, Total	7/30/20 08:45	7/30/20 18:50		1.015	1.15	mg/L	0.3	2.5	J
* Manganese, Total	7/30/20 08:45	7/30/20 18:50		1.015	0.0290	mg/L	0.001	0.005	
* Selenium, Total	7/30/20 08:45	7/30/20 18:50		1.015	Not Detected	mg/L	0.002	0.01	U
* Thallium, Total	7/30/20 08:45	7/30/20 18:50		1.015	Not Detected	mg/L	0.0002	0.001	U
Analytical Method: EPA 200.8	***Analyst: DLJ***								
* Manganese, Dissolved	7/30/20 11:42	7/30/20 15:28		1.015	0.0262	mg/L	0.001	0.005	
Analytical Method: EPA 245.1	***Analyst: GAS***								
* Mercury, Total by CVAA	7/30/20 10:59	7/31/20 10:08		1	Not Detected	mg/L	0.0003	0.0005	U
Analytical Method: SM 2320 B	***Analyst: JAG***								
Alkalinity, Total as CaCO3	8/5/20 13:15	8/5/20 14:20		1	212	mg/L		0.1	
Analytical Method: SM 2540C	***Analyst: TJW***								
* Solids, Dissolved	7/29/20 13:40	7/31/20 11:50		1	284	mg/L		25	

MDL's and RL's are adjusted for sample dilution, as applicable

Comments: The client submitted filtered samples for dissolved analysis, but no MB or LCS were submitted. Therefore, dissolved data is qualified.
LBM 09/01/20

Alabama Power
General Test Laboratory
744 County Road 87, GSC #8
Calera, AL 35040

Certificate Of Analysis

Alabama Power

Description: Gaston Ash Pond - MW-4

Location Code: WMWGASAP
Collected: 7/27/20 10:10
Customer ID:
Submittal Date: 7/28/20 14:28

Laboratory ID Number: BA13911

Name	Prepared	Analyzed	Vio Spec	DF	Results	Units	MDL	RL	Q
Analytical Method: SM 4500CO2 D	***Analyst: JAG***								
Bicarbonate Alkalinity, (calc.)	8/5/20 13:15	8/5/20 14:20		1	211	mg/L			
Carbonate Alkalinity, (calc.)	8/5/20 13:15	8/5/20 14:20		1	0.52	mg/L			
Analytical Method: SM4500Cl E	***Analyst: JCC***								
* Chloride	7/30/20 12:18	7/30/20 12:18		1	20.2	mg/L	0.50	1	
Analytical Method: SM4500F G 2017	***Analyst: JCC***								
* Fluoride	7/31/20 11:19	7/31/20 11:19		1	Not Detected	mg/L	0.06	0.1	U
Analytical Method: SM4500SO4 E 2011	***Analyst: JCC***								
* Sulfate	8/5/20 11:39	8/5/20 11:39		1	21.7	mg/L	0.50	1	
Analytical Method: Field Measurements	***Analyst: DKG***								
Conductivity	7/27/20 10:06	7/27/20 10:06			505.17	uS/cm			FA
pH	7/27/20 10:06	7/27/20 10:06			7.30	SU			FA
Temperature	7/27/20 10:06	7/27/20 10:06			20.33	C			FA
Turbidity	7/27/20 10:06	7/27/20 10:06			0.48	NTU			FA

MDL's and RL's are adjusted for sample dilution, as applicable

Comments: The client submitted filtered samples for dissolved analysis, but no MB or LCS were submitted. Therefore, dissolved data is qualified.
LBM 09/01/20

Reported: 9/3/2020
Version: 3.1
COA_CCR

Alabama Power
General Test Laboratory
744 County Road 87, GSC #8
Calera, AL 35040

Batch QC Summary

Alabama Power

Customer Account: WMWGASAP
Sample Date: 7/27/20 10:10
Customer ID:
Delivery Date: 7/28/20 14:28

Description: Gaston Ash Pond - MW-4

Laboratory ID Number: BA13911

Sample	Analysis	Units	MB	MB Limit	Spike	MS	MSD	Standard	Standard Limit	Rec	Rec Limit	Prec	Prec Limit
BA13916	Beryllium, Total	mg/L	0.0000588	0.00088	0.10	0.101	0.0975	0.100	0.085 to 0.115	101	70 to 130	3.53	20
BA13916	Chromium, Total	mg/L	-0.0000472	0.00044	0.10	0.104	0.107	0.105	0.085 to 0.115	104	70 to 130	2.84	20
BA14020	Lithium, Total	mg/L	-0.000396	0.0154	0.20	0.506	0.521	0.200	0.17 to 0.23	102	70 to 130	2.92	20
BA13916	Antimony, Total	mg/L	0.000212	0.001	0.10	0.0949	0.0977	0.0980	0.085 to 0.115	94.9	70 to 130	2.91	20
BA14020	Mercury, Total by CVAA	mg/L	0.0000489	0.0005	0.004	0.00369	0.00368	0.00394	0.0034 to 0.0046	92.2	70 to 130	0.271	20
BA13916	Arsenic, Total	mg/L	0.0000157	0.0001474	0.10	0.105	0.106	0.106	0.085 to 0.115	105	70 to 130	0.948	20
BA13916	Cadmium, Total	mg/L	0.00000	0.0001474	0.10	0.102	0.101	0.104	0.085 to 0.115	102	70 to 130	0.985	20
BA13916	Lead, Total	mg/L	0.00000298	0.0001474	0.10	0.106	0.107	0.106	0.085 to 0.115	106	70 to 130	0.939	20
BA13916	Thallium, Total	mg/L	0.00000275	0.0001474	0.10	0.109	0.108	0.109	0.085 to 0.115	109	70 to 130	0.922	20
BA14019	Manganese, Dissolved	mg/L	0.00000680	0.0001474	0.10	0.111	0.110	0.101	0.085 to 0.115	98.4	70 to 130	0.905	20
BA14021	Iron, Dissolved	mg/L	-0.000907	0.0176	0.2	0.197	0.197	0.198	0.17 to 0.23	98.5	70 to 130	0.00	20
BA13916	Potassium, Total	mg/L	0.0107	0.3674	10.0	10.4	10.6	10.4	8.5 to 11.5	104	70 to 130	1.90	20
BA13916	Manganese, Total	mg/L	-0.00000147	0.0001474	0.10	0.0996	0.102	0.102	0.085 to 0.115	99.6	70 to 130	2.38	20
BA13916	Molybdenum, Total	mg/L	0.0000145	0.0001474	0.10	0.101	0.101	0.101	0.085 to 0.115	101	70 to 130	0.00	20
BA14020	Calcium, Total	mg/L	-0.00434	0.1518	5.00	49.3	48.4	5.09	4.25 to 5.75	108	70 to 130	1.84	20
BA13916	Cobalt, Total	mg/L	-0.0000155	0.0001474	0.10	0.105	0.109	0.108	0.085 to 0.115	105	70 to 130	3.74	20
BA14020	Boron, Total	mg/L	-0.000965	0.0650254	1.00	2.15	2.14	0.990	0.85 to 1.15	99.0	70 to 130	0.466	20
BA14020	Iron, Total	mg/L	-0.000794	0.0176	0.2	0.246	0.247	0.203	0.17 to 0.23	93.7	70 to 130	0.406	20
BA14020	Magnesium, Total	mg/L	-0.000173	0.0462	5.00	22.5	22.5	5.09	4.25 to 5.75	100	70 to 130	0.00	20
BA14020	Sodium, Total	mg/L	0.000830	0.044	5.00	31.8	31.6	5.12	4.25 to 5.75	110	70 to 130	0.631	20
BA13916	Barium, Total	mg/L	-0.0000137	0.0002	0.10	0.100	0.101	0.102	0.085 to 0.115	100	70 to 130	0.995	20
BA13916	Selenium, Total	mg/L	0.000102	0.001	0.10	0.103	0.105	0.105	0.085 to 0.115	103	70 to 130	1.92	20

Comments: The client submitted filtered samples for dissolved analysis, but no MB or LCS were submitted. Therefore, dissolved data is qualified.
LBM 09/01/20

Reported: 9/3/2020
Version: 3.1
COA_CCR

Alabama Power
General Test Laboratory
744 County Road 87, GSC #8
Calera, AL 35040

Alabama Power

Batch QC Summary

Customer Account: WMWGASAP
Sample Date: 7/27/20 10:10
Customer ID:
Delivery Date: 7/28/20 14:28

Description: Gaston Ash Pond - MW-4

Laboratory ID Number: BA13911

Sample	Analysis	Units	MB	MB Limit	Spike	MS	Sample Duplicate	Standard	Standard Limit	Rec	Rec Limit	Prec	Prec Limit
BA13916	Sulfate	mg/L	-0.497	0.50	20.0	18.3	-0.547	18.7	18 to 22	91.5	80 to 120	0.00	20
BA13916	Chloride	mg/L	0.0672	0.50	10.0	9.91	0.141	10.6	9 to 11	99.1	80 to 120	0.00	20
BA13916	Fluoride	mg/L	0.00838	0.05	2.50	2.57	0.0032	2.63	2.25 to 2.75	103	80 to 120	0.00	20
BA13918	Solids, Dissolved	mg/L	-1.00	25			283	54.0	40 to 60			0.176	5
BA14029	Alkalinity, Total as CaCO3	mg/L					130	48.6	45.0 to 55.0			0.00	10

Comments: The client submitted filtered samples for dissolved analysis, but no MB or LCS were submitted. Therefore, dissolved data is qualified.
LBM 09/01/20

Alabama Power
General Test Laboratory
744 County Road 87, GSC #8
Calera, AL 35040

Certificate Of Analysis

Alabama Power

Description: Gaston Ash Pond - MW-3

Location Code: WMWGASAP
Collected: 7/27/20 11:42
Customer ID:
Submittal Date: 7/28/20 14:28

Laboratory ID Number: BA13912

Name	Prepared	Analyzed	Vio Spec	DF	Results	Units	MDL	RL	Q
Analytical Method: EPA 200.7	***Analyst: RDA***				***Preparation Method: EPA 1638***				
* Boron, Total	8/4/20 14:03	8/5/20 10:32		1.015	Not Detected	mg/L	0.03	0.1	U
* Calcium, Total	8/4/20 14:03	8/5/20 10:32		1.015	31.0	mg/L	0.1	0.5	
* Iron, Total	8/4/20 14:03	8/5/20 10:32		1.015	Not Detected	mg/L	0.02	0.05	U
* Lithium, Total	8/4/20 14:03	8/5/20 10:32		1.015	Not Detected	mg/L	0.01	0.02	U
* Magnesium, Total	8/4/20 14:03	8/5/20 10:32		1.015	17.2	mg/L	0.1	0.5	
* Sodium, Total	8/4/20 14:03	8/5/20 10:32		1.015	3.68	mg/L	0.1	0.5	
Analytical Method: EPA 200.7	***Analyst: RDA***								
* Iron, Dissolved	8/5/20 09:34	8/5/20 14:04		1.015	Not Detected	mg/L	0.02	0.05	U
Analytical Method: EPA 200.8	***Analyst: DLJ***				***Preparation Method: EPA 1638***				
* Antimony, Total	7/30/20 08:45	7/30/20 18:52		1.015	Not Detected	mg/L	0.0008	0.003	U
* Arsenic, Total	7/30/20 08:45	7/30/20 18:52		1.015	Not Detected	mg/L	0.001	0.005	U
* Barium, Total	7/30/20 08:45	7/30/20 18:52		1.015	0.0192	mg/L	0.002	0.01	
* Beryllium, Total	7/30/20 08:45	7/30/20 18:52		1.015	Not Detected	mg/L	0.0006	0.003	U
* Cadmium, Total	7/30/20 08:45	7/30/20 18:52		1.015	Not Detected	mg/L	0.0003	0.001	U
* Chromium, Total	7/30/20 08:45	7/30/20 18:52		1.015	Not Detected	mg/L	0.002	0.01	U
* Cobalt, Total	7/30/20 08:45	7/30/20 18:52		1.015	Not Detected	mg/L	0.002	0.005	U
* Lead, Total	7/30/20 08:45	7/30/20 18:52		1.015	Not Detected	mg/L	0.001	0.005	U
* Molybdenum, Total	7/30/20 08:45	7/30/20 18:52		1.015	0.00580	mg/L	0.002	0.01	J
* Potassium, Total	7/30/20 08:45	7/30/20 18:52		1.015	Not Detected	mg/L	0.3	2.5	U
* Manganese, Total	7/30/20 08:45	7/30/20 18:52		1.015	0.00761	mg/L	0.001	0.005	
* Selenium, Total	7/30/20 08:45	7/30/20 18:52		1.015	Not Detected	mg/L	0.002	0.01	U
* Thallium, Total	7/30/20 08:45	7/30/20 18:52		1.015	Not Detected	mg/L	0.0002	0.001	U
Analytical Method: EPA 200.8	***Analyst: DLJ***								
* Manganese, Dissolved	7/30/20 11:42	7/30/20 15:31		1.015	0.00551	mg/L	0.001	0.005	
Analytical Method: EPA 245.1	***Analyst: GAS***								
* Mercury, Total by CVAA	7/30/20 10:59	7/31/20 10:10		1	Not Detected	mg/L	0.0003	0.0005	U
Analytical Method: SM 2320 B	***Analyst: JAG***								
Alkalinity, Total as CaCO3	8/5/20 13:15	8/5/20 14:20		1	147	mg/L		0.1	
Analytical Method: SM 2540C	***Analyst: TJW***								
* Solids, Dissolved	7/29/20 13:40	7/31/20 11:50		1	154	mg/L		25	

MDL's and RL's are adjusted for sample dilution, as applicable

Comments: The client submitted filtered samples for dissolved analysis, but no MB or LCS were submitted. Therefore, dissolved data is qualified.
LBM 09/01/20

Reported: 9/3/2020
Version: 3.1
COA_CCR

Alabama Power
General Test Laboratory
744 County Road 87, GSC #8
Calera, AL 35040

Certificate Of Analysis

Alabama Power

Description: Gaston Ash Pond - MW-3

Location Code: WMWGASAP
Collected: 7/27/20 11:42
Customer ID:
Submittal Date: 7/28/20 14:28

Laboratory ID Number: BA13912

Name	Prepared	Analyzed	Vio Spec	DF	Results	Units	MDL	RL	Q
Analytical Method: SM 4500CO2 D	***Analyst: JAG***								
Bicarbonate Alkalinity, (calc.)	8/5/20 13:15	8/5/20 14:20		1	146	mg/L			
Carbonate Alkalinity, (calc.)	8/5/20 13:15	8/5/20 14:20		1	0.93	mg/L			
Analytical Method: SM4500Cl E	***Analyst: JCC***								
* Chloride	7/30/20 12:20	7/30/20 12:20		1	1.83	mg/L	0.50	1	
Analytical Method: SM4500F G 2017	***Analyst: JCC***								
* Fluoride	7/31/20 11:20	7/31/20 11:20		1	Not Detected	mg/L	0.06	0.1	U
Analytical Method: SM4500SO4 E 2011	***Analyst: JCC***								
* Sulfate	8/5/20 11:41	8/5/20 11:41		1	4.11	mg/L	0.50	1	
Analytical Method: Field Measurements	***Analyst: DKG***								
Conductivity	7/27/20 11:39	7/27/20 11:39			268.61	uS/cm			FA
pH	7/27/20 11:39	7/27/20 11:39			7.69	SU			FA
Temperature	7/27/20 11:39	7/27/20 11:39			20.71	C			FA
Turbidity	7/27/20 11:39	7/27/20 11:39			0.52	NTU			FA

MDL's and RL's are adjusted for sample dilution, as applicable

Comments: The client submitted filtered samples for dissolved analysis, but no MB or LCS were submitted. Therefore, dissolved data is qualified.
LBM 09/01/20

Reported: 9/3/2020
Version: 3.1
COA_CCR

Alabama Power
General Test Laboratory
744 County Road 87, GSC #8
Calera, AL 35040

Batch QC Summary

Alabama Power

Customer Account: WMWGASAP
Sample Date: 7/27/20 11:42
Customer ID:
Delivery Date: 7/28/20 14:28

Description: Gaston Ash Pond - MW-3

Laboratory ID Number: BA13912

Sample	Analysis	Units	MB	MB Limit	Spike	MS	MSD	Standard	Standard Limit	Rec	Rec Limit	Prec	Prec Limit
BA13916	Beryllium, Total	mg/L	0.0000588	0.00088	0.10	0.101	0.0975	0.100	0.085 to 0.115	101	70 to 130	3.53	20
BA13916	Antimony, Total	mg/L	0.000212	0.001	0.10	0.0949	0.0977	0.0980	0.085 to 0.115	94.9	70 to 130	2.91	20
BA14020	Mercury, Total by CVAA	mg/L	0.0000489	0.0005	0.004	0.00369	0.00368	0.00394	0.0034 to 0.0046	92.2	70 to 130	0.271	20
BA13916	Chromium, Total	mg/L	-0.0000472	0.00044	0.10	0.104	0.107	0.105	0.085 to 0.115	104	70 to 130	2.84	20
BA14020	Lithium, Total	mg/L	-0.000396	0.0154	0.20	0.506	0.521	0.200	0.17 to 0.23	102	70 to 130	2.92	20
BA13916	Arsenic, Total	mg/L	0.0000157	0.0001474	0.10	0.105	0.106	0.106	0.085 to 0.115	105	70 to 130	0.948	20
BA13916	Cadmium, Total	mg/L	0.00000	0.0001474	0.10	0.102	0.101	0.104	0.085 to 0.115	102	70 to 130	0.985	20
BA13916	Lead, Total	mg/L	0.00000298	0.0001474	0.10	0.106	0.107	0.106	0.085 to 0.115	106	70 to 130	0.939	20
BA13916	Thallium, Total	mg/L	0.00000275	0.0001474	0.10	0.109	0.108	0.109	0.085 to 0.115	109	70 to 130	0.922	20
BA14019	Manganese, Dissolved	mg/L	0.00000680	0.0001474	0.10	0.111	0.110	0.101	0.085 to 0.115	98.4	70 to 130	0.905	20
BA14021	Iron, Dissolved	mg/L	-0.000907	0.0176	0.2	0.197	0.197	0.198	0.17 to 0.23	98.5	70 to 130	0.00	20
BA13916	Cobalt, Total	mg/L	-0.0000155	0.0001474	0.10	0.105	0.109	0.108	0.085 to 0.115	105	70 to 130	3.74	20
BA14020	Boron, Total	mg/L	-0.000965	0.0650254	1.00	2.15	2.14	0.990	0.85 to 1.15	99.0	70 to 130	0.466	20
BA14020	Iron, Total	mg/L	-0.000794	0.0176	0.2	0.246	0.247	0.203	0.17 to 0.23	93.7	70 to 130	0.406	20
BA14020	Magnesium, Total	mg/L	-0.000173	0.0462	5.00	22.5	22.5	5.09	4.25 to 5.75	100	70 to 130	0.00	20
BA14020	Sodium, Total	mg/L	0.000830	0.044	5.00	31.8	31.6	5.12	4.25 to 5.75	110	70 to 130	0.631	20
BA13916	Potassium, Total	mg/L	0.0107	0.3674	10.0	10.4	10.6	10.4	8.5 to 11.5	104	70 to 130	1.90	20
BA13916	Manganese, Total	mg/L	-0.00000147	0.0001474	0.10	0.0996	0.102	0.102	0.085 to 0.115	99.6	70 to 130	2.38	20
BA13916	Molybdenum, Total	mg/L	0.0000145	0.0001474	0.10	0.101	0.101	0.101	0.085 to 0.115	101	70 to 130	0.00	20
BA14020	Calcium, Total	mg/L	-0.00434	0.1518	5.00	49.3	48.4	5.09	4.25 to 5.75	108	70 to 130	1.84	20
BA13916	Barium, Total	mg/L	-0.0000137	0.0002	0.10	0.100	0.101	0.102	0.085 to 0.115	100	70 to 130	0.995	20
BA13916	Selenium, Total	mg/L	0.000102	0.001	0.10	0.103	0.105	0.105	0.085 to 0.115	103	70 to 130	1.92	20

Comments: The client submitted filtered samples for dissolved analysis, but no MB or LCS were submitted. Therefore, dissolved data is qualified.
LBM 09/01/20

Reported: 9/3/2020
Version: 3.1
COA_CCR

Alabama Power
General Test Laboratory
744 County Road 87, GSC #8
Calera, AL 35040

Alabama Power

Batch QC Summary

Customer Account: WMWGASAP
Sample Date: 7/27/20 11:42
Customer ID:
Delivery Date: 7/28/20 14:28

Description: Gaston Ash Pond - MW-3

Laboratory ID Number: BA13912

Sample	Analysis	Units	MB	MB Limit	Spike	MS	Sample Duplicate	Standard	Standard Limit	Rec	Rec Limit	Prec	Prec Limit
BA13916	Sulfate	mg/L	-0.497	0.50	20.0	18.3	-0.547	18.7	18 to 22	91.5	80 to 120	0.00	20
BA13918	Solids, Dissolved	mg/L	-1.00	25			283	54.0	40 to 60			0.176	5
BA14029	Alkalinity, Total as CaCO3	mg/L					130	48.6	45.0 to 55.0			0.00	10
BA13916	Chloride	mg/L	0.0672	0.50	10.0	9.91	0.141	10.6	9 to 11	99.1	80 to 120	0.00	20
BA13916	Fluoride	mg/L	0.00838	0.05	2.50	2.57	0.0032	2.63	2.25 to 2.75	103	80 to 120	0.00	20

Comments: The client submitted filtered samples for dissolved analysis, but no MB or LCS were submitted. Therefore, dissolved data is qualified.
LBM 09/01/20

Reported: 9/3/2020
Version: 3.1
COA_CCR

Alabama Power
General Test Laboratory
744 County Road 87, GSC #8
Calera, AL 35040

Certificate Of Analysis

Alabama Power

Description: Gaston Ash Pond - MW-19

Location Code: WMWGASAP
Collected: 7/27/20 13:37
Customer ID:
Submittal Date: 7/28/20 14:28

Laboratory ID Number: BA13913

Name	Prepared	Analyzed	Vio Spec	DF	Results	Units	MDL	RL	Q
Analytical Method: EPA 200.7	***Analyst: RDA***				***Preparation Method: EPA 1638***				
* Boron, Total	8/4/20 14:03	8/5/20 10:35		1.015	Not Detected	mg/L	0.03	0.1	U
* Calcium, Total	8/4/20 14:03	8/5/20 12:27		10.15	42.6	mg/L	1.015	5.075	
* Iron, Total	8/4/20 14:03	8/5/20 10:35		1.015	0.475	mg/L	0.02	0.05	
* Lithium, Total	8/4/20 14:03	8/5/20 10:35		1.015	Not Detected	mg/L	0.01	0.02	U
* Magnesium, Total	8/4/20 14:03	8/5/20 10:35		1.015	22.3	mg/L	0.1	0.5	
* Sodium, Total	8/4/20 14:03	8/5/20 10:35		1.015	13.0	mg/L	0.1	0.5	
Analytical Method: EPA 200.7	***Analyst: RDA***								
* Iron, Dissolved	8/5/20 09:34	8/5/20 14:07		1.015	0.319	mg/L	0.02	0.05	
Analytical Method: EPA 200.8	***Analyst: DLJ***				***Preparation Method: EPA 1638***				
* Antimony, Total	7/30/20 08:45	7/30/20 18:55		1.015	Not Detected	mg/L	0.0008	0.003	U
* Arsenic, Total	7/30/20 08:45	7/30/20 18:55		1.015	0.00221	mg/L	0.001	0.005	J
* Barium, Total	7/30/20 08:45	7/30/20 18:55		1.015	0.0165	mg/L	0.002	0.01	
* Beryllium, Total	7/30/20 08:45	7/30/20 18:55		1.015	Not Detected	mg/L	0.0006	0.003	U
* Cadmium, Total	7/30/20 08:45	7/30/20 18:55		1.015	Not Detected	mg/L	0.0003	0.001	U
* Chromium, Total	7/30/20 08:45	7/30/20 18:55		1.015	Not Detected	mg/L	0.002	0.01	U
* Cobalt, Total	7/30/20 08:45	7/30/20 18:55		1.015	Not Detected	mg/L	0.002	0.005	U
* Lead, Total	7/30/20 08:45	7/30/20 18:55		1.015	Not Detected	mg/L	0.001	0.005	U
* Molybdenum, Total	7/30/20 08:45	7/30/20 18:55		1.015	0.0133	mg/L	0.002	0.01	
* Potassium, Total	7/30/20 08:45	7/30/20 18:55		1.015	0.360	mg/L	0.3	2.5	J
* Manganese, Total	7/30/20 08:45	7/30/20 18:55		1.015	0.0105	mg/L	0.001	0.005	
* Selenium, Total	7/30/20 08:45	7/30/20 18:55		1.015	Not Detected	mg/L	0.002	0.01	U
* Thallium, Total	7/30/20 08:45	7/30/20 18:55		1.015	Not Detected	mg/L	0.0002	0.001	U
Analytical Method: EPA 200.8	***Analyst: DLJ***								
* Manganese, Dissolved	7/30/20 11:42	7/30/20 15:34		1.015	0.00898	mg/L	0.001	0.005	
Analytical Method: EPA 245.1	***Analyst: GAS***								
* Mercury, Total by CVAA	7/30/20 10:59	7/31/20 10:13		1	Not Detected	mg/L	0.0003	0.0005	U
Analytical Method: SM 2320 B	***Analyst: JAG***								
Alkalinity, Total as CaCO3	8/5/20 13:15	8/5/20 14:20		1	158	mg/L		0.1	
Analytical Method: SM 2540C	***Analyst: TJW***								
* Solids, Dissolved	7/29/20 13:40	7/31/20 11:50		1	223	mg/L		25	

MDL's and RL's are adjusted for sample dilution, as applicable

Comments: The client submitted filtered samples for dissolved analysis, but no MB or LCS were submitted. Therefore, dissolved data is qualified.
LBM 09/01/20

Reported: 9/3/2020
Version: 3.1
COA_CCR

Alabama Power
General Test Laboratory
744 County Road 87, GSC #8
Calera, AL 35040

Certificate Of Analysis

Alabama Power

Description: Gaston Ash Pond - MW-19

Location Code: WMWGASAP
Collected: 7/27/20 13:37
Customer ID:
Submittal Date: 7/28/20 14:28

Laboratory ID Number: BA13913

Name	Prepared	Analyzed	Vio Spec	DF	Results	Units	MDL	RL	Q
Analytical Method: SM 4500CO2 D	***Analyst: JAG***								
Bicarbonate Alkalinity, (calc.)	8/5/20 13:15	8/5/20 14:20		1	157	mg/L			
Carbonate Alkalinity, (calc.)	8/5/20 13:15	8/5/20 14:20		1	0.74	mg/L			
Analytical Method: SM4500Cl E	***Analyst: JCC***								
* Chloride	7/30/20 12:21	7/30/20 12:21		1	12.1	mg/L	0.50	1	
Analytical Method: SM4500F G 2017	***Analyst: JCC***								
* Fluoride	7/31/20 11:21	7/31/20 11:21		1	Not Detected	mg/L	0.06	0.1	U
Analytical Method: SM4500SO4 E 2011	***Analyst: JCC***								
* Sulfate	8/5/20 11:42	8/5/20 11:42		1	23.7	mg/L	0.50	1	
Analytical Method: Field Measurements	***Analyst: DKG***								
Conductivity	7/27/20 13:34	7/27/20 13:34			402.17	uS/cm			FA
pH	7/27/20 13:34	7/27/20 13:34			7.56	SU			FA
Temperature	7/27/20 13:34	7/27/20 13:34			24.90	C			FA
Turbidity	7/27/20 13:34	7/27/20 13:34			0.56	NTU			FA

MDL's and RL's are adjusted for sample dilution, as applicable

Comments: The client submitted filtered samples for dissolved analysis, but no MB or LCS were submitted. Therefore, dissolved data is qualified.
LBM 09/01/20

Reported: 9/3/2020
Version: 3.1
COA_CCR

Alabama Power
General Test Laboratory
744 County Road 87, GSC #8
Calera, AL 35040

Batch QC Summary

Alabama Power

Customer Account: WMWGASAP
Sample Date: 7/27/20 13:37
Customer ID:
Delivery Date: 7/28/20 14:28

Description: Gaston Ash Pond - MW-19

Laboratory ID Number: BA13913

Sample	Analysis	Units	MB	MB Limit	Spike	MS	MSD	Standard	Standard Limit	Rec	Rec Limit	Prec	Prec Limit
BA13916	Barium, Total	mg/L	-0.0000137	0.0002	0.10	0.100	0.101	0.102	0.085 to 0.115	100	70 to 130	0.995	20
BA13916	Selenium, Total	mg/L	0.000102	0.001	0.10	0.103	0.105	0.105	0.085 to 0.115	103	70 to 130	1.92	20
BA13916	Antimony, Total	mg/L	0.000212	0.001	0.10	0.0949	0.0977	0.0980	0.085 to 0.115	94.9	70 to 130	2.91	20
BA14020	Mercury, Total by CVAA	mg/L	0.0000489	0.0005	0.004	0.00369	0.00368	0.00394	0.0034 to 0.0046	92.2	70 to 130	0.271	20
BA13916	Arsenic, Total	mg/L	0.0000157	0.0001474	0.10	0.105	0.106	0.106	0.085 to 0.115	105	70 to 130	0.948	20
BA13916	Cadmium, Total	mg/L	0.00000	0.0001474	0.10	0.102	0.101	0.104	0.085 to 0.115	102	70 to 130	0.985	20
BA13916	Lead, Total	mg/L	0.00000298	0.0001474	0.10	0.106	0.107	0.106	0.085 to 0.115	106	70 to 130	0.939	20
BA13916	Thallium, Total	mg/L	0.00000275	0.0001474	0.10	0.109	0.108	0.109	0.085 to 0.115	109	70 to 130	0.922	20
BA14019	Manganese, Dissolved	mg/L	0.00000680	0.0001474	0.10	0.111	0.110	0.101	0.085 to 0.115	98.4	70 to 130	0.905	20
BA14021	Iron, Dissolved	mg/L	-0.000907	0.0176	0.2	0.197	0.197	0.198	0.17 to 0.23	98.5	70 to 130	0.00	20
BA13916	Potassium, Total	mg/L	0.0107	0.3674	10.0	10.4	10.6	10.4	8.5 to 11.5	104	70 to 130	1.90	20
BA13916	Manganese, Total	mg/L	-0.00000147	0.0001474	0.10	0.0996	0.102	0.102	0.085 to 0.115	99.6	70 to 130	2.38	20
BA13916	Molybdenum, Total	mg/L	0.0000145	0.0001474	0.10	0.101	0.101	0.101	0.085 to 0.115	101	70 to 130	0.00	20
BA14020	Calcium, Total	mg/L	-0.00434	0.1518	5.00	49.3	48.4	5.09	4.25 to 5.75	108	70 to 130	1.84	20
BA13916	Cobalt, Total	mg/L	-0.0000155	0.0001474	0.10	0.105	0.109	0.108	0.085 to 0.115	105	70 to 130	3.74	20
BA14020	Boron, Total	mg/L	-0.000965	0.0650254	1.00	2.15	2.14	0.990	0.85 to 1.15	99.0	70 to 130	0.466	20
BA14020	Iron, Total	mg/L	-0.000794	0.0176	0.2	0.246	0.247	0.203	0.17 to 0.23	93.7	70 to 130	0.406	20
BA14020	Magnesium, Total	mg/L	-0.000173	0.0462	5.00	22.5	22.5	5.09	4.25 to 5.75	100	70 to 130	0.00	20
BA14020	Sodium, Total	mg/L	0.000830	0.044	5.00	31.8	31.6	5.12	4.25 to 5.75	110	70 to 130	0.631	20
BA13916	Beryllium, Total	mg/L	0.0000588	0.00088	0.10	0.101	0.0975	0.100	0.085 to 0.115	101	70 to 130	3.53	20
BA13916	Chromium, Total	mg/L	-0.0000472	0.00044	0.10	0.104	0.107	0.105	0.085 to 0.115	104	70 to 130	2.84	20
BA14020	Lithium, Total	mg/L	-0.000396	0.0154	0.20	0.506	0.521	0.200	0.17 to 0.23	102	70 to 130	2.92	20

Comments: The client submitted filtered samples for dissolved analysis, but no MB or LCS were submitted. Therefore, dissolved data is qualified.
LBM 09/01/20

Reported: 9/3/2020
Version: 3.1
COA_CCR

Alabama Power
General Test Laboratory
744 County Road 87, GSC #8
Calera, AL 35040

Alabama Power

Batch QC Summary

Customer Account: WMWGASAP
Sample Date: 7/27/20 13:37
Customer ID:
Delivery Date: 7/28/20 14:28

Description: Gaston Ash Pond - MW-19

Laboratory ID Number: BA13913

Sample	Analysis	Units	MB	MB Limit	Spike	MS	Sample Duplicate	Standard	Standard Limit	Rec	Rec Limit	Prec	Prec Limit
BA13916	Sulfate	mg/L	-0.497	0.50	20.0	18.3	-0.547	18.7	18 to 22	91.5	80 to 120	0.00	20
BA13918	Solids, Dissolved	mg/L	-1.00	25			283	54.0	40 to 60			0.176	5
BA14029	Alkalinity, Total as CaCO3	mg/L					130	48.6	45.0 to 55.0			0.00	10
BA13916	Chloride	mg/L	0.0672	0.50	10.0	9.91	0.141	10.6	9 to 11	99.1	80 to 120	0.00	20
BA13916	Fluoride	mg/L	0.00838	0.05	2.50	2.57	0.0032	2.63	2.25 to 2.75	103	80 to 120	0.00	20

Comments: The client submitted filtered samples for dissolved analysis, but no MB or LCS were submitted. Therefore, dissolved data is qualified.
LBM 09/01/20

Reported: 9/3/2020
Version: 3.1
COA_CCR

Alabama Power
General Test Laboratory
744 County Road 87, GSC #8
Calera, AL 35040

Certificate Of Analysis

Alabama Power

Description: Gaston Ash Pond - MW-31VR

Location Code: WMWGASAP
Collected: 7/27/20 15:23
Customer ID:
Submittal Date: 7/28/20 14:28

Laboratory ID Number: BA13914

Name	Prepared	Analyzed	Vio Spec	DF	Results	Units	MDL	RL	Q
Analytical Method: EPA 200.7	***Analyst: RDA***				***Preparation Method: EPA 1638***				
* Boron, Total	8/4/20 14:03	8/5/20 10:38		1.015	0.157	mg/L	0.03	0.1	
* Calcium, Total	8/4/20 14:03	8/5/20 12:30		10.15	41.5	mg/L	1.015	5.075	
* Iron, Total	8/4/20 14:03	8/5/20 10:38		1.015	0.0360	mg/L	0.02	0.05	J
* Lithium, Total	8/4/20 14:03	8/5/20 10:38		1.015	Not Detected	mg/L	0.01	0.02	U
* Magnesium, Total	8/4/20 14:03	8/5/20 10:38		1.015	25.3	mg/L	0.1	0.5	
* Sodium, Total	8/4/20 14:03	8/5/20 12:30		10.15	58.8	mg/L	1.015	5.075	
Analytical Method: EPA 200.7	***Analyst: RDA***								
* Iron, Dissolved	8/5/20 09:34	8/5/20 14:10		1.015	Not Detected	mg/L	0.02	0.05	U
Analytical Method: EPA 200.8	***Analyst: DLJ***				***Preparation Method: EPA 1638***				
* Antimony, Total	7/30/20 08:45	7/30/20 18:58		1.015	Not Detected	mg/L	0.0008	0.003	U
* Arsenic, Total	7/30/20 08:45	7/30/20 18:58		1.015	0.00185	mg/L	0.001	0.005	J
* Barium, Total	7/30/20 08:45	7/30/20 18:58		1.015	0.0318	mg/L	0.002	0.01	
* Beryllium, Total	7/30/20 08:45	7/30/20 18:58		1.015	Not Detected	mg/L	0.0006	0.003	U
* Cadmium, Total	7/30/20 08:45	7/30/20 18:58		1.015	Not Detected	mg/L	0.0003	0.001	U
* Chromium, Total	7/30/20 08:45	7/30/20 18:58		1.015	Not Detected	mg/L	0.002	0.01	U
* Cobalt, Total	7/30/20 08:45	7/30/20 18:58		1.015	Not Detected	mg/L	0.002	0.005	U
* Lead, Total	7/30/20 08:45	7/30/20 18:58		1.015	Not Detected	mg/L	0.001	0.005	U
* Molybdenum, Total	7/30/20 08:45	7/30/20 18:58		1.015	0.0199	mg/L	0.002	0.01	
* Potassium, Total	7/30/20 08:45	7/30/20 18:58		1.015	2.19	mg/L	0.3	2.5	J
* Manganese, Total	7/30/20 08:45	7/30/20 18:58		1.015	0.0518	mg/L	0.001	0.005	
* Selenium, Total	7/30/20 08:45	7/30/20 18:58		1.015	Not Detected	mg/L	0.002	0.01	U
* Thallium, Total	7/30/20 08:45	7/30/20 18:58		1.015	Not Detected	mg/L	0.0002	0.001	U
Analytical Method: EPA 200.8	***Analyst: DLJ***								
* Manganese, Dissolved	7/30/20 11:42	7/30/20 15:36		1.015	0.0500	mg/L	0.001	0.005	
Analytical Method: EPA 245.1	***Analyst: GAS***								
* Mercury, Total by CVAA	7/30/20 10:59	7/31/20 10:15		1	Not Detected	mg/L	0.0003	0.0005	U
Analytical Method: SM 2320 B	***Analyst: JAG***								
Alkalinity, Total as CaCO3	8/5/20 13:15	8/5/20 14:20		1	209	mg/L		0.1	
Analytical Method: SM 2540C	***Analyst: TJW***								
* Solids, Dissolved	7/29/20 13:40	7/31/20 11:50		1	361	mg/L		25	

MDL's and RL's are adjusted for sample dilution, as applicable

Comments: The client submitted filtered samples for dissolved analysis, but no MB or LCS were submitted. Therefore, dissolved data is qualified. Sulfate analysis in batch 680230 was reanalyzed with dilution one day outside of analytical hold time. It was originally analyzed within hold time with a result of 44.5mg/L, but the result was outside of calibration curve limits. LBM 09/01/2020

Reported: 9/3/2020
Version: 3.1
COA_CCR

Alabama Power
General Test Laboratory
744 County Road 87, GSC #8
Calera, AL 35040

Certificate Of Analysis

Alabama Power

Description: Gaston Ash Pond - MW-31VR

Location Code: WMWGASAP
Collected: 7/27/20 15:23
Customer ID:
Submittal Date: 7/28/20 14:28

Laboratory ID Number: BA13914

Name	Prepared	Analyzed	Vio Spec	DF	Results	Units	MDL	RL	Q
Analytical Method: SM 4500CO2 D	***Analyst: JAG***								
Bicarbonate Alkalinity, (calc.)	8/5/20 13:15	8/5/20 14:20		1	205	mg/L			
Carbonate Alkalinity, (calc.)	8/5/20 13:15	8/5/20 14:20		1	3.93	mg/L			
Analytical Method: SM4500Cl E	***Analyst: JCC***								
* Chloride	7/30/20 12:29	7/30/20 12:29		3	33.0	mg/L	1.50	3	
Analytical Method: SM4500F G 2017	***Analyst: JCC***								
* Fluoride	7/31/20 11:23	7/31/20 11:23		1	0.428	mg/L	0.06	0.1	
Analytical Method: SM4500SO4 E 2011	***Analyst: JCC***								
* Sulfate	8/25/20 10:29	8/25/20 10:29		2	49.6	mg/L	1.00	2	HT
Analytical Method: Field Measurements	***Analyst: DKG***								
Conductivity	7/27/20 15:19	7/27/20 15:19			610.09	uS/cm			FA
pH	7/27/20 15:19	7/27/20 15:19			7.97	SU			FA
Temperature	7/27/20 15:19	7/27/20 15:19			24.18	C			FA
Turbidity	7/27/20 15:19	7/27/20 15:19			1.08	NTU			FA

MDL's and RL's are adjusted for sample dilution, as applicable

Comments: The client submitted filtered samples for dissolved analysis, but no MB or LCS were submitted. Therefore, dissolved data is qualified. Sulfate analysis in batch 680230 was reanalyzed with dilution one day outside of analytical hold time. It was originally analyzed within hold time with a result of 44.5mg/L, but the result was outside of calibration curve limits. LBM 09/01/2020

Reported: 9/3/2020
Version: 3.1
COA_CCR

Alabama Power
General Test Laboratory
744 County Road 87, GSC #8
Calera, AL 35040

Batch QC Summary

Alabama Power

Customer Account: WMWGASAP
Sample Date: 7/27/20 15:23
Customer ID:
Delivery Date: 7/28/20 14:28

Description: Gaston Ash Pond - MW-31VR

Laboratory ID Number: BA13914

Sample	Analysis	Units	MB	MB Limit	Spike	MS	MSD	Standard	Standard Limit	Rec	Rec Limit	Prec	Prec Limit
BA13916	Beryllium, Total	mg/L	0.0000588	0.00088	0.10	0.101	0.0975	0.100	0.085 to 0.115	101	70 to 130	3.53	20
BA13916	Antimony, Total	mg/L	0.000212	0.001	0.10	0.0949	0.0977	0.0980	0.085 to 0.115	94.9	70 to 130	2.91	20
BA14020	Mercury, Total by CVAA	mg/L	0.0000489	0.0005	0.004	0.00369	0.00368	0.00394	0.0034 to 0.0046	92.2	70 to 130	0.271	20
BA13916	Chromium, Total	mg/L	-0.0000472	0.00044	0.10	0.104	0.107	0.105	0.085 to 0.115	104	70 to 130	2.84	20
BA14020	Lithium, Total	mg/L	-0.000396	0.0154	0.20	0.506	0.521	0.200	0.17 to 0.23	102	70 to 130	2.92	20
BA13916	Cobalt, Total	mg/L	-0.0000155	0.0001474	0.10	0.105	0.109	0.108	0.085 to 0.115	105	70 to 130	3.74	20
BA14020	Boron, Total	mg/L	-0.000965	0.0650254	1.00	2.15	2.14	0.990	0.85 to 1.15	99.0	70 to 130	0.466	20
BA14020	Iron, Total	mg/L	-0.000794	0.0176	0.2	0.246	0.247	0.203	0.17 to 0.23	93.7	70 to 130	0.406	20
BA14020	Magnesium, Total	mg/L	-0.000173	0.0462	5.00	22.5	22.5	5.09	4.25 to 5.75	100	70 to 130	0.00	20
BA14020	Sodium, Total	mg/L	0.000830	0.044	5.00	31.8	31.6	5.12	4.25 to 5.75	110	70 to 130	0.631	20
BA13916	Arsenic, Total	mg/L	0.0000157	0.0001474	0.10	0.105	0.106	0.106	0.085 to 0.115	105	70 to 130	0.948	20
BA13916	Cadmium, Total	mg/L	0.00000	0.0001474	0.10	0.102	0.101	0.104	0.085 to 0.115	102	70 to 130	0.985	20
BA13916	Lead, Total	mg/L	0.00000298	0.0001474	0.10	0.106	0.107	0.106	0.085 to 0.115	106	70 to 130	0.939	20
BA13916	Thallium, Total	mg/L	0.00000275	0.0001474	0.10	0.109	0.108	0.109	0.085 to 0.115	109	70 to 130	0.922	20
BA14019	Manganese, Dissolved	mg/L	0.00000680	0.0001474	0.10	0.111	0.110	0.101	0.085 to 0.115	98.4	70 to 130	0.905	20
BA14021	Iron, Dissolved	mg/L	-0.000907	0.0176	0.2	0.197	0.197	0.198	0.17 to 0.23	98.5	70 to 130	0.00	20
BA13916	Potassium, Total	mg/L	0.0107	0.3674	10.0	10.4	10.6	10.4	8.5 to 11.5	104	70 to 130	1.90	20
BA13916	Manganese, Total	mg/L	-0.00000147	0.0001474	0.10	0.0996	0.102	0.102	0.085 to 0.115	99.6	70 to 130	2.38	20
BA13916	Molybdenum, Total	mg/L	0.0000145	0.0001474	0.10	0.101	0.101	0.101	0.085 to 0.115	101	70 to 130	0.00	20
BA14020	Calcium, Total	mg/L	-0.00434	0.1518	5.00	49.3	48.4	5.09	4.25 to 5.75	108	70 to 130	1.84	20
BA13916	Barium, Total	mg/L	-0.0000137	0.0002	0.10	0.100	0.101	0.102	0.085 to 0.115	100	70 to 130	0.995	20
BA13916	Selenium, Total	mg/L	0.000102	0.001	0.10	0.103	0.105	0.105	0.085 to 0.115	103	70 to 130	1.92	20

Comments: The client submitted filtered samples for dissolved analysis, but no MB or LCS were submitted. Therefore, dissolved data is qualified. Sulfate analysis in batch 680230 was reanalyzed with dilution one day outside of analytical hold time. It was originally analyzed within hold time with a result of 44.5mg/L, but the result was outside of calibration curve limits. LBM 09/01/2020

Reported: 9/3/2020
Version: 3.1
COA_CCR

Alabama Power
General Test Laboratory
744 County Road 87, GSC #8
Calera, AL 35040

Alabama Power

Batch QC Summary

Customer Account: WMWGASAP
Sample Date: 7/27/20 15:23
Customer ID:
Delivery Date: 7/28/20 14:28

Description: Gaston Ash Pond - MW-31VR

Laboratory ID Number: BA13914

Sample	Analysis	Units	MB	MB Limit	Spike	MS	Sample Duplicate	Standard	Standard Limit	Rec	Rec Limit	Prec	Prec Limit
BA13916	Sulfate	mg/L	-0.497	0.50	20.0	18.3	-0.547	18.7	18 to 22	91.5	80 to 120	0.00	20
BA13914	Sulfate	mg/L	-0.550	0.50	40.0	92.3	49.2	19.6	18 to 22	107	80 to 120	0.810	20
BA13918	Solids, Dissolved	mg/L	-1.00	25			283	54.0	40 to 60			0.176	5
BA14029	Alkalinity, Total as CaCO3	mg/L					130	48.6	45.0 to 55.0			0.00	10
BA13916	Chloride	mg/L	0.0672	0.50	10.0	9.91	0.141	10.6	9 to 11	99.1	80 to 120	0.00	20
BA13916	Fluoride	mg/L	0.00838	0.05	2.50	2.57	0.0032	2.63	2.25 to 2.75	103	80 to 120	0.00	20

Comments: The client submitted filtered samples for dissolved analysis, but no MB or LCS were submitted. Therefore, dissolved data is qualified. Sulfate analysis in batch 680230 was reanalyzed with dilution one day outside of analytical hold time. It was originally analyzed within hold time with a result of 44.5mg/L, but the result was outside of calibration curve limits. LBM 09/01/2020

Reported: 9/3/2020
Version: 3.1
COA_CCR

Alabama Power
General Test Laboratory
744 County Road 87, GSC #8
Calera, AL 35040

Certificate Of Analysis

Alabama Power

Description: Gaston Ash Pond - MW-15R

Location Code: WMWGASAP
Collected: 7/28/20 09:07
Customer ID:
Submittal Date: 7/28/20 14:28

Laboratory ID Number: BA13915

Name	Prepared	Analyzed	Vio Spec	DF	Results	Units	MDL	RL	Q
Analytical Method: EPA 200.7	***Analyst: RDA***				***Preparation Method: EPA 1638***				
* Boron, Total	8/4/20 14:03	8/5/20 10:41		1.015	2.70	mg/L	0.03	0.1	
* Calcium, Total	8/4/20 14:03	8/5/20 12:33		10.15	102	mg/L	1.015	5.075	
* Iron, Total	8/4/20 14:03	8/5/20 10:41		1.015	0.0967	mg/L	0.02	0.05	
* Lithium, Total	8/4/20 14:03	8/5/20 10:41		1.015	0.0559	mg/L	0.01	0.02	
* Magnesium, Total	8/4/20 14:03	8/5/20 10:41		1.015	26.3	mg/L	0.1	0.5	
* Sodium, Total	8/4/20 14:03	8/5/20 12:33		10.15	52.1	mg/L	1.015	5.075	
Analytical Method: EPA 200.7	***Analyst: RDA***								
* Iron, Dissolved	8/5/20 09:34	8/5/20 14:13		1.015	0.0823	mg/L	0.02	0.05	
Analytical Method: EPA 200.8	***Analyst: DLJ***				***Preparation Method: EPA 1638***				
* Antimony, Total	7/30/20 08:45	7/31/20 09:09		1.015	Not Detected	mg/L	0.0008	0.003	U
* Arsenic, Total	7/30/20 08:45	7/31/20 09:09		1.015	0.00101	mg/L	0.001	0.005	J
* Barium, Total	7/30/20 08:45	7/31/20 09:09		1.015	0.0635	mg/L	0.002	0.01	
* Beryllium, Total	7/30/20 08:45	7/31/20 09:09		1.015	Not Detected	mg/L	0.0006	0.003	U
* Cadmium, Total	7/30/20 08:45	7/31/20 09:09		1.015	Not Detected	mg/L	0.0003	0.001	U
* Chromium, Total	7/30/20 08:45	7/31/20 09:09		1.015	Not Detected	mg/L	0.002	0.01	U
* Cobalt, Total	7/30/20 08:45	7/31/20 09:09		1.015	Not Detected	mg/L	0.002	0.005	U
* Lead, Total	7/30/20 08:45	7/31/20 09:09		1.015	Not Detected	mg/L	0.001	0.005	U
* Molybdenum, Total	7/30/20 08:45	7/31/20 09:09		1.015	0.167	mg/L	0.002	0.01	
* Potassium, Total	7/30/20 08:45	7/31/20 09:09		1.015	7.49	mg/L	0.3	2.5	
* Manganese, Total	7/30/20 08:45	7/31/20 09:09		1.015	0.463	mg/L	0.001	0.005	
* Selenium, Total	7/30/20 08:45	7/31/20 09:09		1.015	Not Detected	mg/L	0.002	0.01	U
* Thallium, Total	7/30/20 08:45	7/31/20 09:09		1.015	Not Detected	mg/L	0.0002	0.001	U
Analytical Method: EPA 200.8	***Analyst: DLJ***								
* Manganese, Dissolved	7/30/20 11:42	7/30/20 15:39		1.015	0.424	mg/L	0.001	0.005	
Analytical Method: EPA 245.1	***Analyst: GAS***								
* Mercury, Total by CVAA	7/30/20 10:59	7/31/20 10:18		1	Not Detected	mg/L	0.0003	0.0005	U
Analytical Method: SM 2320 B	***Analyst: JAG***								
Alkalinity, Total as CaCO3	8/5/20 13:15	8/5/20 14:20		1	65.1	mg/L		0.1	
Analytical Method: SM 2540C	***Analyst: TJW***								
* Solids, Dissolved	7/29/20 13:40	7/31/20 11:50		1	606	mg/L		50	

MDL's and RL's are adjusted for sample dilution, as applicable

Comments: The client submitted filtered samples for dissolved analysis, but no MB or LCS were submitted. Therefore, dissolved data is qualified.
LBM 09/01/20

Reported: 9/3/2020
Version: 3.1
COA_CCR

Alabama Power
General Test Laboratory
744 County Road 87, GSC #8
Calera, AL 35040

Certificate Of Analysis

Alabama Power

Description: Gaston Ash Pond - MW-15R

Location Code: WMWGASAP
Collected: 7/28/20 09:07
Customer ID:
Submittal Date: 7/28/20 14:28

Laboratory ID Number: BA13915

Name	Prepared	Analyzed	Vio Spec	DF	Results	Units	MDL	RL	Q
Analytical Method: SM 4500CO2 D	***Analyst: JAG***								
Bicarbonate Alkalinity, (calc.)	8/5/20 13:15	8/5/20 14:20		1	64.8	mg/L			
Carbonate Alkalinity, (calc.)	8/5/20 13:15	8/5/20 14:20		1	0.24	mg/L			
Analytical Method: SM4500Cl E	***Analyst: JCC***								
* Chloride	7/30/20 12:31	7/30/20 12:31		10	110	mg/L	5.00	10	
Analytical Method: SM4500F G 2017	***Analyst: JCC***								
* Fluoride	7/31/20 11:24	7/31/20 11:24		1	0.0738	mg/L	0.06	0.1	J
Analytical Method: SM4500SO4 E 2011	***Analyst: JCC***								
* Sulfate	8/5/20 11:53	8/5/20 11:53		16	239	mg/L	8.00	16	
Analytical Method: Field Measurements	***Analyst: DKG***								
Conductivity	7/28/20 09:04	7/28/20 09:04			853.52	uS/cm			FA
pH	7/28/20 09:04	7/28/20 09:04			7.50	SU			FA
Temperature	7/28/20 09:04	7/28/20 09:04			21.80	C			FA
Turbidity	7/28/20 09:04	7/28/20 09:04			0.56	NTU			FA

MDL's and RL's are adjusted for sample dilution, as applicable

Comments: The client submitted filtered samples for dissolved analysis, but no MB or LCS were submitted. Therefore, dissolved data is qualified.
LBM 09/01/20

Reported: 9/3/2020
Version: 3.1
COA_CCR

Alabama Power
General Test Laboratory
744 County Road 87, GSC #8
Calera, AL 35040

Batch QC Summary

Alabama Power

Customer Account: WMWGASAP
Sample Date: 7/28/20 09:07
Customer ID:
Delivery Date: 7/28/20 14:28

Description: Gaston Ash Pond - MW-15R

Laboratory ID Number: BA13915

Sample	Analysis	Units	MB	MB Limit	Spike	MS	MSD	Standard	Standard Limit	Rec	Rec Limit	Prec	Prec Limit
BA13916	Beryllium, Total	mg/L	0.0000588	0.00088	0.10	0.101	0.0975	0.100	0.085 to 0.115	101	70 to 130	3.53	20
BA13916	Barium, Total	mg/L	-0.0000137	0.0002	0.10	0.100	0.101	0.102	0.085 to 0.115	100	70 to 130	0.995	20
BA13916	Selenium, Total	mg/L	0.000102	0.001	0.10	0.103	0.105	0.105	0.085 to 0.115	103	70 to 130	1.92	20
BA13916	Antimony, Total	mg/L	0.000212	0.001	0.10	0.0949	0.0977	0.0980	0.085 to 0.115	94.9	70 to 130	2.91	20
BA14020	Mercury, Total by CVAA	mg/L	0.0000489	0.0005	0.004	0.00369	0.00368	0.00394	0.0034 to 0.0046	92.2	70 to 130	0.271	20
BA13916	Chromium, Total	mg/L	-0.0000472	0.00044	0.10	0.104	0.107	0.105	0.085 to 0.115	104	70 to 130	2.84	20
BA14020	Lithium, Total	mg/L	-0.000396	0.0154	0.20	0.506	0.521	0.200	0.17 to 0.23	102	70 to 130	2.92	20
BA13916	Cobalt, Total	mg/L	-0.0000155	0.0001474	0.10	0.105	0.109	0.108	0.085 to 0.115	105	70 to 130	3.74	20
BA14020	Boron, Total	mg/L	-0.000965	0.0650254	1.00	2.15	2.14	0.990	0.85 to 1.15	99.0	70 to 130	0.466	20
BA14020	Iron, Total	mg/L	-0.000794	0.0176	0.2	0.246	0.247	0.203	0.17 to 0.23	93.7	70 to 130	0.406	20
BA14020	Magnesium, Total	mg/L	-0.000173	0.0462	5.00	22.5	22.5	5.09	4.25 to 5.75	100	70 to 130	0.00	20
BA14020	Sodium, Total	mg/L	0.000830	0.044	5.00	31.8	31.6	5.12	4.25 to 5.75	110	70 to 130	0.631	20
BA13916	Arsenic, Total	mg/L	0.0000157	0.0001474	0.10	0.105	0.106	0.106	0.085 to 0.115	105	70 to 130	0.948	20
BA13916	Cadmium, Total	mg/L	0.00000	0.0001474	0.10	0.102	0.101	0.104	0.085 to 0.115	102	70 to 130	0.985	20
BA13916	Lead, Total	mg/L	0.00000298	0.0001474	0.10	0.106	0.107	0.106	0.085 to 0.115	106	70 to 130	0.939	20
BA13916	Thallium, Total	mg/L	0.00000275	0.0001474	0.10	0.109	0.108	0.109	0.085 to 0.115	109	70 to 130	0.922	20
BA14019	Manganese, Dissolved	mg/L	0.00000680	0.0001474	0.10	0.111	0.110	0.101	0.085 to 0.115	98.4	70 to 130	0.905	20
BA14021	Iron, Dissolved	mg/L	-0.000907	0.0176	0.2	0.197	0.197	0.198	0.17 to 0.23	98.5	70 to 130	0.00	20
BA13916	Potassium, Total	mg/L	0.0107	0.3674	10.0	10.4	10.6	10.4	8.5 to 11.5	104	70 to 130	1.90	20
BA13916	Manganese, Total	mg/L	-0.00000147	0.0001474	0.10	0.0996	0.102	0.102	0.085 to 0.115	99.6	70 to 130	2.38	20
BA13916	Molybdenum, Total	mg/L	0.0000145	0.0001474	0.10	0.101	0.101	0.101	0.085 to 0.115	101	70 to 130	0.00	20
BA14020	Calcium, Total	mg/L	-0.00434	0.1518	5.00	49.3	48.4	5.09	4.25 to 5.75	108	70 to 130	1.84	20

Comments: The client submitted filtered samples for dissolved analysis, but no MB or LCS were submitted. Therefore, dissolved data is qualified.
LBM 09/01/20

Reported: 9/3/2020
Version: 3.1
COA_CCR

Alabama Power
General Test Laboratory
744 County Road 87, GSC #8
Calera, AL 35040

Alabama Power

Batch QC Summary

Customer Account: WMWGASAP
Sample Date: 7/28/20 09:07
Customer ID:
Delivery Date: 7/28/20 14:28

Description: Gaston Ash Pond - MW-15R

Laboratory ID Number: BA13915

Sample	Analysis	Units	MB	MB Limit	Spike	MS	Sample Duplicate	Standard	Standard Limit	Rec	Rec Limit	Prec	Prec Limit
BA13916	Sulfate	mg/L	-0.497	0.50	20.0	18.3	-0.547	18.7	18 to 22	91.5	80 to 120	0.00	20
BA13918	Solids, Dissolved	mg/L	-1.00	25			283	54.0	40 to 60			0.176	5
BA14029	Alkalinity, Total as CaCO3	mg/L					130	48.6	45.0 to 55.0			0.00	10
BA13916	Chloride	mg/L	0.0672	0.50	10.0	9.91	0.141	10.6	9 to 11	99.1	80 to 120	0.00	20
BA13916	Fluoride	mg/L	0.00838	0.05	2.50	2.57	0.0032	2.63	2.25 to 2.75	103	80 to 120	0.00	20

Comments: The client submitted filtered samples for dissolved analysis, but no MB or LCS were submitted. Therefore, dissolved data is qualified.
LBM 09/01/20

Reported: 9/3/2020
Version: 3.1
COA_CCR

Alabama Power
General Test Laboratory
744 County Road 87, GSC #8
Calera, AL 35040

Certificate Of Analysis

Alabama Power

Description: Gaston Ash Pond Field Blank-4

Location Code: WMWGASAPFB
Collected: 7/28/20 09:50
Customer ID:
Submittal Date: 7/28/20 14:28

Laboratory ID Number: BA13916

Name	Prepared	Analyzed	Vio Spec	DF	Results	Units	MDL	RL	Q
Analytical Method: EPA 200.7	***Analyst: RDA***				***Preparation Method: EPA 1638***				
* Boron, Total	8/4/20 14:03	8/5/20 10:44		1.015	Not Detected	mg/L	0.03	0.1	U
* Calcium, Total	8/4/20 14:03	8/5/20 10:44		1.015	Not Detected	mg/L	0.1	0.5	U
* Iron, Total	8/4/20 14:03	8/5/20 10:44		1.015	Not Detected	mg/L	0.02	0.05	U
* Lithium, Total	8/4/20 14:03	8/5/20 10:44		1.015	Not Detected	mg/L	0.01	0.02	U
* Magnesium, Total	8/4/20 14:03	8/5/20 10:44		1.015	Not Detected	mg/L	0.1	0.5	U
* Sodium, Total	8/4/20 14:03	8/5/20 10:44		1.015	Not Detected	mg/L	0.1	0.5	U
Analytical Method: EPA 200.8	***Analyst: DLJ***				***Preparation Method: EPA 1638***				
* Antimony, Total	7/30/20 08:45	7/30/20 19:03		1.015	Not Detected	mg/L	0.0008	0.003	U
* Arsenic, Total	7/30/20 08:45	7/30/20 19:03		1.015	Not Detected	mg/L	0.001	0.005	U
* Barium, Total	7/30/20 08:45	7/30/20 19:03		1.015	Not Detected	mg/L	0.002	0.01	U
* Beryllium, Total	7/30/20 08:45	7/30/20 19:03		1.015	Not Detected	mg/L	0.0006	0.003	U
* Cadmium, Total	7/30/20 08:45	7/30/20 19:03		1.015	Not Detected	mg/L	0.0003	0.001	U
* Chromium, Total	7/30/20 08:45	7/30/20 19:03		1.015	Not Detected	mg/L	0.002	0.01	U
* Cobalt, Total	7/30/20 08:45	7/30/20 19:03		1.015	Not Detected	mg/L	0.002	0.005	U
* Lead, Total	7/30/20 08:45	7/30/20 19:03		1.015	Not Detected	mg/L	0.001	0.005	U
* Molybdenum, Total	7/30/20 08:45	7/30/20 19:03		1.015	Not Detected	mg/L	0.002	0.01	U
* Manganese, Total	7/30/20 08:45	7/30/20 19:03		1.015	Not Detected	mg/L	0.001	0.005	U
* Potassium, Total	7/30/20 08:45	7/30/20 19:03		1.015	Not Detected	mg/L	0.3	2.5	U
* Selenium, Total	7/30/20 08:45	7/30/20 19:03		1.015	Not Detected	mg/L	0.002	0.01	U
* Thallium, Total	7/30/20 08:45	7/30/20 19:03		1.015	Not Detected	mg/L	0.0002	0.001	U
Analytical Method: EPA 245.1	***Analyst: GAS***								
* Mercury, Total by CVAA	7/30/20 10:59	7/31/20 10:20		1	Not Detected	mg/L	0.0003	0.0005	U
Analytical Method: SM 2540C	***Analyst: TJW***								
* Solids, Dissolved	7/29/20 13:40	7/31/20 11:50		1	Not Detected	mg/L		25	U
Analytical Method: SM4500Cl E	***Analyst: JCC***								
* Chloride	7/30/20 12:26	7/30/20 12:26		1	Not Detected	mg/L	0.50	1	U
Analytical Method: SM4500F G 2017	***Analyst: JCC***								
* Fluoride	7/31/20 11:25	7/31/20 11:25		1	Not Detected	mg/L	0.06	0.1	U
Analytical Method: SM4500SO4 E 2011	***Analyst: JCC***								
* Sulfate	8/5/20 11:49	8/5/20 11:49		1	Not Detected	mg/L	0.50	1	U

MDL's and RL's are adjusted for sample dilution, as applicable

Comments:

Reported: 9/3/2020
Version: 3.1
COA_CCR

Alabama Power
General Test Laboratory
744 County Road 87, GSC #8
Calera, AL 35040

Batch QC Summary

Alabama Power

Customer Account: WMWGASAPFB
Sample Date: 7/28/20 09:50
Customer ID:
Delivery Date: 7/28/20 14:28

Description: Gaston Ash Pond Field Blank-4

Laboratory ID Number: BA13916

Sample	Analysis	Units	MB	MB Limit	Spike	MS	MSD	Standard	Standard Limit	Rec	Rec Limit	Prec	Prec Limit
BA13916	Beryllium, Total	mg/L	0.0000588	0.00088	0.10	0.101	0.0975	0.100	0.085 to 0.115	101	70 to 130	3.53	20
BA13916	Barium, Total	mg/L	-0.0000137	0.0002	0.10	0.100	0.101	0.102	0.085 to 0.115	100	70 to 130	0.995	20
BA13916	Selenium, Total	mg/L	0.000102	0.001	0.10	0.103	0.105	0.105	0.085 to 0.115	103	70 to 130	1.92	20
BA13916	Chromium, Total	mg/L	-0.0000472	0.00044	0.10	0.104	0.107	0.105	0.085 to 0.115	104	70 to 130	2.84	20
BA14020	Lithium, Total	mg/L	-0.000396	0.0154	0.20	0.506	0.521	0.200	0.17 to 0.23	102	70 to 130	2.92	20
BA13916	Arsenic, Total	mg/L	0.0000157	0.0001474	0.10	0.105	0.106	0.106	0.085 to 0.115	105	70 to 130	0.948	20
BA13916	Cadmium, Total	mg/L	0.00000	0.0001474	0.10	0.102	0.101	0.104	0.085 to 0.115	102	70 to 130	0.985	20
BA13916	Lead, Total	mg/L	0.00000298	0.0001474	0.10	0.106	0.107	0.106	0.085 to 0.115	106	70 to 130	0.939	20
BA13916	Thallium, Total	mg/L	0.00000275	0.0001474	0.10	0.109	0.108	0.109	0.085 to 0.115	109	70 to 130	0.922	20
BA13916	Potassium, Total	mg/L	0.0107	0.3674	10.0	10.4	10.6	10.4	8.5 to 11.5	104	70 to 130	1.90	20
BA13916	Manganese, Total	mg/L	-0.00000147	0.0001474	0.10	0.0996	0.102	0.102	0.085 to 0.115	99.6	70 to 130	2.38	20
BA13916	Molybdenum, Total	mg/L	0.0000145	0.0001474	0.10	0.101	0.101	0.101	0.085 to 0.115	101	70 to 130	0.00	20
BA14020	Calcium, Total	mg/L	-0.00434	0.1518	5.00	49.3	48.4	5.09	4.25 to 5.75	108	70 to 130	1.84	20
BA13916	Cobalt, Total	mg/L	-0.0000155	0.0001474	0.10	0.105	0.109	0.108	0.085 to 0.115	105	70 to 130	3.74	20
BA14020	Boron, Total	mg/L	-0.000965	0.0650254	1.00	2.15	2.14	0.990	0.85 to 1.15	99.0	70 to 130	0.466	20
BA14020	Iron, Total	mg/L	-0.000794	0.0176	0.2	0.246	0.247	0.203	0.17 to 0.23	93.7	70 to 130	0.406	20
BA14020	Magnesium, Total	mg/L	-0.000173	0.0462	5.00	22.5	22.5	5.09	4.25 to 5.75	100	70 to 130	0.00	20
BA14020	Sodium, Total	mg/L	0.000830	0.044	5.00	31.8	31.6	5.12	4.25 to 5.75	110	70 to 130	0.631	20
BA13916	Antimony, Total	mg/L	0.000212	0.001	0.10	0.0949	0.0977	0.0980	0.085 to 0.115	94.9	70 to 130	2.91	20
BA14020	Mercury, Total by CVAA	mg/L	0.0000489	0.0005	0.004	0.00369	0.00368	0.00394	0.0034 to 0.0046	92.2	70 to 130	0.271	20

Comments:

Alabama Power
General Test Laboratory
744 County Road 87, GSC #8
Calera, AL 35040

Alabama Power

Batch QC Summary

Customer Account: WMWGASAPFB
Sample Date: 7/28/20 09:50
Customer ID:
Delivery Date: 7/28/20 14:28

Description: Gaston Ash Pond Field Blank-4

Laboratory ID Number: BA13916

Sample	Analysis	Units	MB	MB Limit	Spike	MS	Sample Duplicate	Standard	Standard Limit	Rec	Rec Limit	Prec	Prec Limit
BA13918	Solids, Dissolved	mg/L	-1.00	25			283	54.0	40 to 60			0.176	5
BA13916	Sulfate	mg/L	-0.497	0.50	20.0	18.3	-0.547	18.7	18 to 22	91.5	80 to 120	0.00	20
BA13916	Chloride	mg/L	0.0672	0.50	10.0	9.91	0.141	10.6	9 to 11	99.1	80 to 120	0.00	20
BA13916	Fluoride	mg/L	0.00838	0.05	2.50	2.57	0.0032	2.63	2.25 to 2.75	103	80 to 120	0.00	20

Comments:

Reported: 9/3/2020
Version: 3.1
COA_CCR

Alabama Power
General Test Laboratory
744 County Road 87, GSC #8
Calera, AL 35040

Certificate Of Analysis

Alabama Power

Description: Gaston Ash Pond - MW-16V

Location Code: WMWGASAP
Collected: 7/28/20 10:55
Customer ID:
Submittal Date: 7/28/20 14:28

Laboratory ID Number: BA13917

Name	Prepared	Analyzed	Vio Spec	DF	Results	Units	MDL	RL	Q
Analytical Method: EPA 200.7	***Analyst: RDA***				***Preparation Method: EPA 1638***				
* Boron, Total	8/4/20 14:03	8/5/20 10:47		1.015	1.34	mg/L	0.03	0.1	
* Calcium, Total	8/4/20 14:03	8/5/20 10:47		1.015	38.6	mg/L	0.1	0.5	
* Iron, Total	8/4/20 14:03	8/5/20 10:47		1.015	0.0250	mg/L	0.02	0.05	J
* Lithium, Total	8/4/20 14:03	8/5/20 10:47		1.015	0.307	mg/L	0.01	0.02	
* Magnesium, Total	8/4/20 14:03	8/5/20 10:47		1.015	11.5	mg/L	0.1	0.5	
* Sodium, Total	8/4/20 14:03	8/5/20 10:47		1.015	21.0	mg/L	0.1	0.5	
Analytical Method: EPA 200.7	***Analyst: RDA***								
* Iron, Dissolved	8/5/20 09:34	8/5/20 14:16		1.015	Not Detected	mg/L	0.02	0.05	U
Analytical Method: EPA 200.8	***Analyst: DLJ***				***Preparation Method: EPA 1638***				
* Antimony, Total	7/30/20 08:45	7/30/20 19:19		1.015	Not Detected	mg/L	0.0008	0.003	U
* Arsenic, Total	7/30/20 08:45	7/30/20 19:19		1.015	0.00117	mg/L	0.001	0.005	J
* Barium, Total	7/30/20 08:45	7/30/20 19:19		1.015	0.0520	mg/L	0.002	0.01	
* Beryllium, Total	7/30/20 08:45	7/30/20 19:19		1.015	Not Detected	mg/L	0.0006	0.003	U
* Cadmium, Total	7/30/20 08:45	7/30/20 19:19		1.015	Not Detected	mg/L	0.0003	0.001	U
* Chromium, Total	7/30/20 08:45	7/30/20 19:19		1.015	Not Detected	mg/L	0.002	0.01	U
* Cobalt, Total	7/30/20 08:45	7/30/20 19:19		1.015	Not Detected	mg/L	0.002	0.005	U
* Lead, Total	7/30/20 08:45	7/30/20 19:19		1.015	Not Detected	mg/L	0.001	0.005	U
* Molybdenum, Total	7/30/20 08:45	7/30/20 19:19		1.015	0.628	mg/L	0.002	0.01	
* Potassium, Total	7/30/20 08:45	7/30/20 19:19		1.015	18.1	mg/L	0.3	2.5	
* Manganese, Total	7/30/20 08:45	7/30/20 19:19		1.015	0.0116	mg/L	0.001	0.005	
* Selenium, Total	7/30/20 08:45	7/30/20 19:19		1.015	Not Detected	mg/L	0.002	0.01	U
* Thallium, Total	7/30/20 08:45	7/30/20 19:19		1.015	0.000514	mg/L	0.0002	0.001	J
Analytical Method: EPA 200.8	***Analyst: DLJ***								
* Manganese, Dissolved	7/30/20 11:42	7/30/20 15:42		1.015	0.0111	mg/L	0.001	0.005	
Analytical Method: EPA 245.1	***Analyst: GAS***								
* Mercury, Total by CVAA	7/30/20 10:59	7/31/20 10:22		1	Not Detected	mg/L	0.0003	0.0005	U
Analytical Method: SM 2320 B	***Analyst: JAG***								
Alkalinity, Total as CaCO3	8/5/20 13:15	8/5/20 14:20		1	22.0	mg/L		0.1	
Analytical Method: SM 2540C	***Analyst: TJW***								
* Solids, Dissolved	7/29/20 13:40	7/31/20 11:50		1	274	mg/L		25	

MDL's and RL's are adjusted for sample dilution, as applicable

Comments: The client submitted filtered samples for dissolved analysis, but no MB or LCS were submitted. Therefore, dissolved data is qualified.
LBM 09/01/20

Reported: 9/3/2020
Version: 3.1
COA_CCR

Alabama Power
General Test Laboratory
744 County Road 87, GSC #8
Calera, AL 35040

Certificate Of Analysis

Alabama Power

Description: Gaston Ash Pond - MW-16V

Location Code: WMWGASAP
Collected: 7/28/20 10:55
Customer ID:
Submittal Date: 7/28/20 14:28

Laboratory ID Number: BA13917

Name	Prepared	Analyzed	Vio Spec	DF	Results	Units	MDL	RL	Q
Analytical Method: SM 4500CO2 D	***Analyst: JAG***								
Bicarbonate Alkalinity, (calc.)	8/5/20 13:15	8/5/20 14:20		1	21.3	mg/L			
Carbonate Alkalinity, (calc.)	8/5/20 13:15	8/5/20 14:20		1	0.58	mg/L			
Analytical Method: SM4500Cl E	***Analyst: JCC***								
* Chloride	7/30/20 13:07	7/30/20 13:07		2	20.7	mg/L	1.00	2	
Analytical Method: SM4500F G 2017	***Analyst: JCC***								
* Fluoride	7/31/20 11:37	7/31/20 11:37		1	0.0811	mg/L	0.06	0.1	J
Analytical Method: SM4500SO4 E 2011	***Analyst: JCC***								
* Sulfate	8/5/20 12:36	8/5/20 12:36		10	137	mg/L	5.00	10	
Analytical Method: Field Measurements	***Analyst: DKG***								
Conductivity	7/28/20 10:52	7/28/20 10:52			436.06	uS/cm			FA
pH	7/28/20 10:52	7/28/20 10:52			8.09	SU			FA
Temperature	7/28/20 10:52	7/28/20 10:52			23.10	C			FA
Turbidity	7/28/20 10:52	7/28/20 10:52			1.02	NTU			FA

MDL's and RL's are adjusted for sample dilution, as applicable

Comments: The client submitted filtered samples for dissolved analysis, but no MB or LCS were submitted. Therefore, dissolved data is qualified.
LBM 09/01/20

Reported: 9/3/2020
Version: 3.1
COA_CCR

Alabama Power
General Test Laboratory
744 County Road 87, GSC #8
Calera, AL 35040

Batch QC Summary

Alabama Power

Customer Account: WMWGASAP
Sample Date: 7/28/20 10:55
Customer ID:
Delivery Date: 7/28/20 14:28

Description: Gaston Ash Pond - MW-16V

Laboratory ID Number: BA13917

Sample	Analysis	Units	MB	MB Limit	Spike	MS	MSD	Standard	Standard Limit	Rec	Rec Limit	Prec	Prec Limit
BA14026	Manganese, Total	mg/L	-0.00000147	0.0001474	0.10	0.175	0.179	0.102	0.085 to 0.115	95.6	70 to 130	2.26	20
BA14026	Thallium, Total	mg/L	0.00000275	0.0001474	0.10	0.111	0.108	0.109	0.085 to 0.115	111	70 to 130	2.74	20
BA14020	Lithium, Total	mg/L	-0.000396	0.0154	0.20	0.506	0.521	0.200	0.17 to 0.23	102	70 to 130	2.92	20
BA14026	Molybdenum, Total	mg/L	0.0000145	0.0001474	0.10	0.106	0.109	0.101	0.085 to 0.115	96.3	70 to 130	2.79	20
BA14020	Mercury, Total by CVAA	mg/L	0.0000489	0.0005	0.004	0.00369	0.00368	0.00394	0.0034 to 0.0046	92.2	70 to 130	0.271	20
BA14026	Cadmium, Total	mg/L	0.00000	0.0001474	0.10	0.0981	0.100	0.104	0.085 to 0.115	98.1	70 to 130	1.92	20
BA14026	Cobalt, Total	mg/L	-0.0000155	0.0001474	0.10	0.101	0.105	0.108	0.085 to 0.115	101	70 to 130	3.88	20
BA14019	Manganese, Dissolved	mg/L	0.00000680	0.0001474	0.10	0.111	0.110	0.101	0.085 to 0.115	98.4	70 to 130	0.905	20
BA14021	Iron, Dissolved	mg/L	-0.000907	0.0176	0.2	0.197	0.197	0.198	0.17 to 0.23	98.5	70 to 130	0.00	20
BA14026	Barium, Total	mg/L	-0.0000137	0.0002	0.10	0.118	0.125	0.102	0.085 to 0.115	95.7	70 to 130	5.76	20
BA14026	Chromium, Total	mg/L	-0.0000472	0.00044	0.10	0.0996	0.103	0.105	0.085 to 0.115	99.6	70 to 130	3.36	20
BA14026	Arsenic, Total	mg/L	0.0000157	0.0001474	0.10	0.109	0.108	0.106	0.085 to 0.115	107	70 to 130	0.922	20
BA14026	Beryllium, Total	mg/L	0.0000588	0.00088	0.10	0.1000	0.0994	0.100	0.085 to 0.115	100	70 to 130	0.602	20
BA14020	Calcium, Total	mg/L	-0.00434	0.1518	5.00	49.3	48.4	5.09	4.25 to 5.75	108	70 to 130	1.84	20
BA14026	Lead, Total	mg/L	0.00000298	0.0001474	0.10	0.105	0.105	0.106	0.085 to 0.115	105	70 to 130	0.00	20
BA14026	Antimony, Total	mg/L	0.000212	0.001	0.10	0.0964	0.0987	0.0980	0.085 to 0.115	96.4	70 to 130	2.36	20
BA14020	Boron, Total	mg/L	-0.000965	0.0650254	1.00	2.15	2.14	0.990	0.85 to 1.15	99.0	70 to 130	0.466	20
BA14020	Iron, Total	mg/L	-0.000794	0.0176	0.2	0.246	0.247	0.203	0.17 to 0.23	93.7	70 to 130	0.406	20
BA14020	Magnesium, Total	mg/L	-0.000173	0.0462	5.00	22.5	22.5	5.09	4.25 to 5.75	100	70 to 130	0.00	20
BA14020	Sodium, Total	mg/L	0.000830	0.044	5.00	31.8	31.6	5.12	4.25 to 5.75	110	70 to 130	0.631	20
BA14026	Potassium, Total	mg/L	0.0107	0.3674	10.0	12.1	12.4	10.4	8.5 to 11.5	99.7	70 to 130	2.45	20
BA14026	Selenium, Total	mg/L	0.000102	0.001	0.10	0.102	0.102	0.105	0.085 to 0.115	102	70 to 130	0.00	20

Comments: The client submitted filtered samples for dissolved analysis, but no MB or LCS were submitted. Therefore, dissolved data is qualified.
LBM 09/01/20

Reported: 9/3/2020
Version: 3.1
COA_CCR

Alabama Power
General Test Laboratory
744 County Road 87, GSC #8
Calera, AL 35040

Alabama Power

Batch QC Summary

Customer Account: WMWGASAP
Sample Date: 7/28/20 10:55
Customer ID:
Delivery Date: 7/28/20 14:28

Description: Gaston Ash Pond - MW-16V

Laboratory ID Number: BA13917

Sample	Analysis	Units	MB	MB Limit	Spike	MS	Sample Duplicate	Standard	Standard Limit	Rec	Rec Limit	Prec	Prec Limit
BA14026	Chloride	mg/L	0.0196	0.50	160	208	44.8	10.7	9 to 11	101	80 to 120	4.79	20
BA14026	Sulfate	mg/L	-0.401	0.50	320	493	181	18.7	18 to 22	98.8	80 to 120	2.23	20
BA14026	Fluoride	mg/L	0.00423	0.05	2.50	2.63	0.0393	2.63	2.25 to 2.75	105	80 to 120	0.00	20
BA13918	Solids, Dissolved	mg/L	-1.00	25			283	54.0	40 to 60			0.176	5
BA14029	Alkalinity, Total as CaCO3	mg/L					130	48.6	45.0 to 55.0			0.00	10

Comments: The client submitted filtered samples for dissolved analysis, but no MB or LCS were submitted. Therefore, dissolved data is qualified.
LBM 09/01/20

Alabama Power
General Test Laboratory
744 County Road 87, GSC #8
Calera, AL 35040

Certificate Of Analysis

Alabama Power

Description: Gaston Ash Pond - MW-16

Location Code: WMWGASAP
Collected: 7/28/20 11:59
Customer ID:
Submittal Date: 7/28/20 14:28

Laboratory ID Number: BA13918

Name	Prepared	Analyzed	Vio Spec	DF	Results	Units	MDL	RL	Q
Analytical Method: EPA 200.7	***Analyst: RDA***				***Preparation Method: EPA 1638***				
* Boron, Total	8/4/20 14:03	8/5/20 10:50		1.015	1.33	mg/L	0.03	0.1	
* Calcium, Total	8/4/20 14:03	8/5/20 12:36		10.15	48.1	mg/L	1.015	5.075	
* Iron, Total	8/4/20 14:03	8/5/20 10:50		1.015	0.139	mg/L	0.02	0.05	
* Lithium, Total	8/4/20 14:03	8/5/20 10:50		1.015	0.0903	mg/L	0.01	0.02	
* Magnesium, Total	8/4/20 14:03	8/5/20 10:50		1.015	8.52	mg/L	0.1	0.5	
* Sodium, Total	8/4/20 14:03	8/5/20 10:50		1.015	19.0	mg/L	0.1	0.5	
Analytical Method: EPA 200.7	***Analyst: RDA***								
* Iron, Dissolved	8/5/20 09:34	8/5/20 14:19		1.015	0.0565	mg/L	0.02	0.05	
Analytical Method: EPA 200.8	***Analyst: DLJ***				***Preparation Method: EPA 1638***				
* Antimony, Total	7/30/20 08:45	7/31/20 09:11		1.015	Not Detected	mg/L	0.0008	0.003	U
* Arsenic, Total	7/30/20 08:45	7/31/20 09:11		1.015	0.00535	mg/L	0.001	0.005	
* Barium, Total	7/30/20 08:45	7/31/20 09:11		1.015	0.0355	mg/L	0.002	0.01	
* Beryllium, Total	7/30/20 08:45	7/31/20 09:11		1.015	Not Detected	mg/L	0.0006	0.003	U
* Cadmium, Total	7/30/20 08:45	7/31/20 09:11		1.015	Not Detected	mg/L	0.0003	0.001	U
* Chromium, Total	7/30/20 08:45	7/31/20 09:11		1.015	Not Detected	mg/L	0.002	0.01	U
* Cobalt, Total	7/30/20 08:45	7/31/20 09:11		1.015	Not Detected	mg/L	0.002	0.005	U
* Lead, Total	7/30/20 08:45	7/31/20 09:11		1.015	Not Detected	mg/L	0.001	0.005	U
* Molybdenum, Total	7/30/20 08:45	7/31/20 09:11		1.015	0.328	mg/L	0.002	0.01	
* Potassium, Total	7/30/20 08:45	7/31/20 09:11		1.015	12.1	mg/L	0.3	2.5	
* Manganese, Total	7/30/20 08:45	7/31/20 09:11		1.015	0.281	mg/L	0.001	0.005	
* Selenium, Total	7/30/20 08:45	7/31/20 09:11		1.015	Not Detected	mg/L	0.002	0.01	U
* Thallium, Total	7/30/20 08:45	7/31/20 09:11		1.015	Not Detected	mg/L	0.0002	0.001	U
Analytical Method: EPA 200.8	***Analyst: DLJ***								
* Manganese, Dissolved	7/30/20 11:42	7/30/20 15:44		1.015	0.306	mg/L	0.001	0.005	
Analytical Method: EPA 245.1	***Analyst: GAS***								
* Mercury, Total by CVAA	7/30/20 10:59	7/31/20 10:25		1	Not Detected	mg/L	0.0003	0.0005	U
Analytical Method: SM 2320 B	***Analyst: JAG***								
Alkalinity, Total as CaCO3	8/5/20 13:15	8/5/20 14:20		1	22.0	mg/L		0.1	
Analytical Method: SM 2540C	***Analyst: TJW***								
* Solids, Dissolved	7/29/20 13:40	7/31/20 11:50		1	284	mg/L		25	

MDL's and RL's are adjusted for sample dilution, as applicable

Comments: The client submitted filtered samples for dissolved analysis, but no MB or LCS were submitted. Therefore, dissolved data is qualified.
LBM 09/01/20

Reported: 9/3/2020
Version: 3.1
COA_CCR

Alabama Power
General Test Laboratory
744 County Road 87, GSC #8
Calera, AL 35040

Certificate Of Analysis

Alabama Power

Description: Gaston Ash Pond - MW-16

Location Code: WMWGASAP
Collected: 7/28/20 11:59
Customer ID:
Submittal Date: 7/28/20 14:28

Laboratory ID Number: BA13918

Name	Prepared	Analyzed	Vio Spec	DF	Results	Units	MDL	RL	Q
Analytical Method: SM 4500CO2 D	***Analyst: JAG***								
Bicarbonate Alkalinity, (calc.)	8/5/20 13:15	8/5/20 14:20		1	21.7	mg/L			
Carbonate Alkalinity, (calc.)	8/5/20 13:15	8/5/20 14:20		1	0.28	mg/L			
Analytical Method: SM4500Cl E	***Analyst: JCC***								
* Chloride	7/30/20 13:09	7/30/20 13:09		1	17.4	mg/L	0.50	1	
Analytical Method: SM4500F G 2017	***Analyst: JCC***								
* Fluoride	7/31/20 11:38	7/31/20 11:38		1	0.124	mg/L	0.06	0.1	
Analytical Method: SM4500SO4 E 2011	***Analyst: JCC***								
* Sulfate	8/5/20 12:38	8/5/20 12:38		10	143	mg/L	5.00	10	
Analytical Method: Field Measurements	***Analyst: DKG***								
Conductivity	7/28/20 11:56	7/28/20 11:56			437.06	uS/cm			FA
pH	7/28/20 11:56	7/28/20 11:56			8.02	SU			FA
Temperature	7/28/20 11:56	7/28/20 11:56			21.56	C			FA
Turbidity	7/28/20 11:56	7/28/20 11:56			4.91	NTU			FA

MDL's and RL's are adjusted for sample dilution, as applicable

Comments: The client submitted filtered samples for dissolved analysis, but no MB or LCS were submitted. Therefore, dissolved data is qualified.
LBM 09/01/20

Reported: 9/3/2020
Version: 3.1
COA_CCR

Alabama Power
General Test Laboratory
744 County Road 87, GSC #8
Calera, AL 35040

Batch QC Summary

Alabama Power

Customer Account: WMWGASAP
Sample Date: 7/28/20 11:59
Customer ID:
Delivery Date: 7/28/20 14:28

Description: Gaston Ash Pond - MW-16

Laboratory ID Number: BA13918

Sample	Analysis	Units	MB	MB Limit	Spike	MS	MSD	Standard	Standard Limit	Rec	Rec Limit	Prec	Prec Limit
BA14026	Arsenic, Total	mg/L	0.0000157	0.0001474	0.10	0.109	0.108	0.106	0.085 to 0.115	107	70 to 130	0.922	20
BA14026	Beryllium, Total	mg/L	0.0000588	0.00088	0.10	0.1000	0.0994	0.100	0.085 to 0.115	100	70 to 130	0.602	20
BA14020	Lithium, Total	mg/L	-0.000396	0.0154	0.20	0.506	0.521	0.200	0.17 to 0.23	102	70 to 130	2.92	20
BA14026	Molybdenum, Total	mg/L	0.0000145	0.0001474	0.10	0.106	0.109	0.101	0.085 to 0.115	96.3	70 to 130	2.79	20
BA14020	Mercury, Total by CVAA	mg/L	0.0000489	0.0005	0.004	0.00369	0.00368	0.00394	0.0034 to 0.0046	92.2	70 to 130	0.271	20
BA14026	Cadmium, Total	mg/L	0.00000	0.0001474	0.10	0.0981	0.100	0.104	0.085 to 0.115	98.1	70 to 130	1.92	20
BA14026	Cobalt, Total	mg/L	-0.0000155	0.0001474	0.10	0.101	0.105	0.108	0.085 to 0.115	101	70 to 130	3.88	20
BA14020	Calcium, Total	mg/L	-0.00434	0.1518	5.00	49.3	48.4	5.09	4.25 to 5.75	108	70 to 130	1.84	20
BA14026	Lead, Total	mg/L	0.00000298	0.0001474	0.10	0.105	0.105	0.106	0.085 to 0.115	105	70 to 130	0.00	20
BA14026	Antimony, Total	mg/L	0.000212	0.001	0.10	0.0964	0.0987	0.0980	0.085 to 0.115	96.4	70 to 130	2.36	20
BA14019	Manganese, Dissolved	mg/L	0.00000680	0.0001474	0.10	0.111	0.110	0.101	0.085 to 0.115	98.4	70 to 130	0.905	20
BA14021	Iron, Dissolved	mg/L	-0.000907	0.0176	0.2	0.197	0.197	0.198	0.17 to 0.23	98.5	70 to 130	0.00	20
BA14026	Barium, Total	mg/L	-0.0000137	0.0002	0.10	0.118	0.125	0.102	0.085 to 0.115	95.7	70 to 130	5.76	20
BA14026	Chromium, Total	mg/L	-0.0000472	0.00044	0.10	0.0996	0.103	0.105	0.085 to 0.115	99.6	70 to 130	3.36	20
BA14020	Boron, Total	mg/L	-0.000965	0.0650254	1.00	2.15	2.14	0.990	0.85 to 1.15	99.0	70 to 130	0.466	20
BA14020	Iron, Total	mg/L	-0.000794	0.0176	0.2	0.246	0.247	0.203	0.17 to 0.23	93.7	70 to 130	0.406	20
BA14020	Magnesium, Total	mg/L	-0.000173	0.0462	5.00	22.5	22.5	5.09	4.25 to 5.75	100	70 to 130	0.00	20
BA14020	Sodium, Total	mg/L	0.000830	0.044	5.00	31.8	31.6	5.12	4.25 to 5.75	110	70 to 130	0.631	20
BA14026	Potassium, Total	mg/L	0.0107	0.3674	10.0	12.1	12.4	10.4	8.5 to 11.5	99.7	70 to 130	2.45	20
BA14026	Selenium, Total	mg/L	0.000102	0.001	0.10	0.102	0.102	0.105	0.085 to 0.115	102	70 to 130	0.00	20
BA14026	Manganese, Total	mg/L	-0.00000147	0.0001474	0.10	0.175	0.179	0.102	0.085 to 0.115	95.6	70 to 130	2.26	20
BA14026	Thallium, Total	mg/L	0.00000275	0.0001474	0.10	0.111	0.108	0.109	0.085 to 0.115	111	70 to 130	2.74	20

Comments: The client submitted filtered samples for dissolved analysis, but no MB or LCS were submitted. Therefore, dissolved data is qualified.
LBM 09/01/20

Reported: 9/3/2020
Version: 3.1
COA_CCR

Alabama Power
General Test Laboratory
744 County Road 87, GSC #8
Calera, AL 35040

Alabama Power

Batch QC Summary

Customer Account: WMWGASAP
Sample Date: 7/28/20 11:59
Customer ID:
Delivery Date: 7/28/20 14:28

Description: Gaston Ash Pond - MW-16

Laboratory ID Number: BA13918

Sample	Analysis	Units	MB	MB Limit	Spike	MS	Sample Duplicate	Standard	Standard Limit	Rec	Rec Limit	Prec	Prec Limit
BA14026	Chloride	mg/L	0.0196	0.50	160	208	44.8	10.7	9 to 11	101	80 to 120	4.79	20
BA14026	Sulfate	mg/L	-0.401	0.50	320	493	181	18.7	18 to 22	98.8	80 to 120	2.23	20
BA14026	Fluoride	mg/L	0.00423	0.05	2.50	2.63	0.0393	2.63	2.25 to 2.75	105	80 to 120	0.00	20
BA13918	Solids, Dissolved	mg/L	-1.00	25			283	54.0	40 to 60			0.176	5
BA14029	Alkalinity, Total as CaCO3	mg/L					130	48.6	45.0 to 55.0			0.00	10

Comments: The client submitted filtered samples for dissolved analysis, but no MB or LCS were submitted. Therefore, dissolved data is qualified.
LBM 09/01/20

Reported: 9/3/2020
Version: 3.1
COA_CCR

Alabama Power
General Test Laboratory
744 County Road 87, GSC #8
Calera, AL 35040

Certificate Of Analysis

Alabama Power

Description: Gaston Ash Pond - MW-28H

Location Code: WMWGASAP
Collected: 7/29/20 08:52
Customer ID:
Submittal Date: 7/29/20 15:10

Laboratory ID Number: BA14019

Name	Prepared	Analyzed	Vio Spec	DF	Results	Units	MDL	RL	Q
Analytical Method: EPA 200.7	***Analyst: RDA***				***Preparation Method: EPA 1638***				
* Boron, Total	8/4/20 14:03	8/5/20 10:53		1.015	0.779	mg/L	0.03	0.1	
* Calcium, Total	8/4/20 14:03	8/5/20 10:53		1.015	39.6	mg/L	0.1	0.5	
* Iron, Total	8/4/20 14:03	8/5/20 10:53		1.015	0.0952	mg/L	0.02	0.05	
* Lithium, Total	8/4/20 14:03	8/5/20 10:53		1.015	0.147	mg/L	0.01	0.02	
* Magnesium, Total	8/4/20 14:03	8/5/20 10:53		1.015	17.0	mg/L	0.1	0.5	
* Sodium, Total	8/4/20 14:03	8/5/20 10:53		1.015	19.0	mg/L	0.1	0.5	
Analytical Method: EPA 200.7	***Analyst: RDA***								
* Iron, Dissolved	8/5/20 09:34	8/5/20 14:22		1.015	0.0316	mg/L	0.02	0.05	J
Analytical Method: EPA 200.8	***Analyst: DLJ***				***Preparation Method: EPA 1638***				
* Antimony, Total	7/30/20 08:45	7/30/20 19:24		1.015	Not Detected	mg/L	0.0008	0.003	U
* Arsenic, Total	7/30/20 08:45	7/30/20 19:24		1.015	0.00320	mg/L	0.001	0.005	J
* Barium, Total	7/30/20 08:45	7/30/20 19:24		1.015	0.0305	mg/L	0.002	0.01	
* Beryllium, Total	7/30/20 08:45	7/30/20 19:24		1.015	Not Detected	mg/L	0.0006	0.003	U
* Cadmium, Total	7/30/20 08:45	7/30/20 19:24		1.015	Not Detected	mg/L	0.0003	0.001	U
* Chromium, Total	7/30/20 08:45	7/30/20 19:24		1.015	Not Detected	mg/L	0.002	0.01	U
* Cobalt, Total	7/30/20 08:45	7/30/20 19:24		1.015	Not Detected	mg/L	0.002	0.005	U
* Lead, Total	7/30/20 08:45	7/30/20 19:24		1.015	Not Detected	mg/L	0.001	0.005	U
* Molybdenum, Total	7/30/20 08:45	7/30/20 19:24		1.015	0.483	mg/L	0.002	0.01	
* Potassium, Total	7/30/20 08:45	7/30/20 19:24		1.015	10.9	mg/L	0.3	2.5	
* Manganese, Total	7/30/20 08:45	7/30/20 19:24		1.015	0.0135	mg/L	0.001	0.005	
* Selenium, Total	7/30/20 08:45	7/30/20 19:24		1.015	Not Detected	mg/L	0.002	0.01	U
* Thallium, Total	7/30/20 08:45	7/30/20 19:24		1.015	Not Detected	mg/L	0.0002	0.001	U
Analytical Method: EPA 200.8	***Analyst: DLJ***								
* Manganese, Dissolved	7/30/20 11:42	7/30/20 15:47		1.015	0.0126	mg/L	0.001	0.005	
Analytical Method: EPA 245.1	***Analyst: GAS***								
* Mercury, Total by CVAA	7/30/20 10:59	7/31/20 10:27		1	Not Detected	mg/L	0.0003	0.0005	U
Analytical Method: SM 2320 B	***Analyst: JAG***								
Alkalinity, Total as CaCO3	8/5/20 13:15	8/5/20 14:20		1	57.6	mg/L		0.1	
Analytical Method: SM 2540C	***Analyst: TJW***								
* Solids, Dissolved	7/31/20 12:55	8/4/20 11:00		1	278	mg/L		25	

MDL's and RL's are adjusted for sample dilution, as applicable

Comments: The client submitted filtered samples for dissolved analysis, but no MB or LCS were submitted. Therefore, dissolved data is qualified.
LBM 09/01/20

Reported: 9/3/2020
Version: 3.1
COA_CCR

Alabama Power
General Test Laboratory
744 County Road 87, GSC #8
Calera, AL 35040

Certificate Of Analysis

Alabama Power

Description: Gaston Ash Pond - MW-28H

Location Code: WMWGASAP
Collected: 7/29/20 08:52
Customer ID:
Submittal Date: 7/29/20 15:10

Laboratory ID Number: BA14019

Name	Prepared	Analyzed	Vio Spec	DF	Results	Units	MDL	RL	Q
Analytical Method: SM 4500CO2 D	***Analyst: JAG***								
Bicarbonate Alkalinity, (calc.)	8/5/20 13:15	8/5/20 14:20		1	56.5	mg/L			
Carbonate Alkalinity, (calc.)	8/5/20 13:15	8/5/20 14:20		1	0.97	mg/L			
Analytical Method: SM4500Cl E	***Analyst: JCC***								
* Chloride	7/30/20 13:10	7/30/20 13:10		1	17.5	mg/L	0.50	1	
Analytical Method: SM4500F G 2017	***Analyst: JCC***								
* Fluoride	7/31/20 11:39	7/31/20 11:39		1	0.0670	mg/L	0.06	0.1	J
Analytical Method: SM4500SO4 E 2011	***Analyst: JCC***								
* Sulfate	8/5/20 12:39	8/5/20 12:39		8	134	mg/L	4.00	8	
Analytical Method: Field Measurements	***Analyst: DKG***								
Conductivity	7/29/20 08:48	7/29/20 08:48			433.13	uS/cm			FA
pH	7/29/20 08:48	7/29/20 08:48			8.30	SU			FA
Temperature	7/29/20 08:48	7/29/20 08:48			21.41	C			FA
Turbidity	7/29/20 08:48	7/29/20 08:48			2.02	NTU			FA

MDL's and RL's are adjusted for sample dilution, as applicable

Comments: The client submitted filtered samples for dissolved analysis, but no MB or LCS were submitted. Therefore, dissolved data is qualified.
LBM 09/01/20

Reported: 9/3/2020
Version: 3.1
COA_CCR

Alabama Power
General Test Laboratory
744 County Road 87, GSC #8
Calera, AL 35040

Batch QC Summary

Alabama Power

Customer Account: WMWGASAP
Sample Date: 7/29/20 08:52
Customer ID:
Delivery Date: 7/29/20 15:10

Description: Gaston Ash Pond - MW-28H

Laboratory ID Number: BA14019

Sample	Analysis	Units	MB	MB Limit	Spike	MS	MSD	Standard	Standard Limit	Rec	Rec Limit	Prec	Prec Limit
BA14020	Lithium, Total	mg/L	-0.000396	0.0154	0.20	0.506	0.521	0.200	0.17 to 0.23	102	70 to 130	2.92	20
BA14026	Molybdenum, Total	mg/L	0.0000145	0.0001474	0.10	0.106	0.109	0.101	0.085 to 0.115	96.3	70 to 130	2.79	20
BA14019	Manganese, Dissolved	mg/L	0.00000680	0.0001474	0.10	0.111	0.110	0.101	0.085 to 0.115	98.4	70 to 130	0.905	20
BA14021	Iron, Dissolved	mg/L	-0.000907	0.0176	0.2	0.197	0.197	0.198	0.17 to 0.23	98.5	70 to 130	0.00	20
BA14026	Barium, Total	mg/L	-0.0000137	0.0002	0.10	0.118	0.125	0.102	0.085 to 0.115	95.7	70 to 130	5.76	20
BA14026	Chromium, Total	mg/L	-0.0000472	0.00044	0.10	0.0996	0.103	0.105	0.085 to 0.115	99.6	70 to 130	3.36	20
BA14026	Arsenic, Total	mg/L	0.0000157	0.0001474	0.10	0.109	0.108	0.106	0.085 to 0.115	107	70 to 130	0.922	20
BA14026	Beryllium, Total	mg/L	0.0000588	0.00088	0.10	0.1000	0.0994	0.100	0.085 to 0.115	100	70 to 130	0.602	20
BA14020	Calcium, Total	mg/L	-0.00434	0.1518	5.00	49.3	48.4	5.09	4.25 to 5.75	108	70 to 130	1.84	20
BA14026	Lead, Total	mg/L	0.00000298	0.0001474	0.10	0.105	0.105	0.106	0.085 to 0.115	105	70 to 130	0.00	20
BA14026	Antimony, Total	mg/L	0.000212	0.001	0.10	0.0964	0.0987	0.0980	0.085 to 0.115	96.4	70 to 130	2.36	20
BA14026	Manganese, Total	mg/L	-0.00000147	0.0001474	0.10	0.175	0.179	0.102	0.085 to 0.115	95.6	70 to 130	2.26	20
BA14026	Thallium, Total	mg/L	0.00000275	0.0001474	0.10	0.111	0.108	0.109	0.085 to 0.115	111	70 to 130	2.74	20
BA14020	Boron, Total	mg/L	-0.000965	0.0650254	1.00	2.15	2.14	0.990	0.85 to 1.15	99.0	70 to 130	0.466	20
BA14020	Iron, Total	mg/L	-0.000794	0.0176	0.2	0.246	0.247	0.203	0.17 to 0.23	93.7	70 to 130	0.406	20
BA14020	Magnesium, Total	mg/L	-0.000173	0.0462	5.00	22.5	22.5	5.09	4.25 to 5.75	100	70 to 130	0.00	20
BA14020	Sodium, Total	mg/L	0.000830	0.044	5.00	31.8	31.6	5.12	4.25 to 5.75	110	70 to 130	0.631	20
BA14026	Potassium, Total	mg/L	0.0107	0.3674	10.0	12.1	12.4	10.4	8.5 to 11.5	99.7	70 to 130	2.45	20
BA14026	Selenium, Total	mg/L	0.000102	0.001	0.10	0.102	0.102	0.105	0.085 to 0.115	102	70 to 130	0.00	20
BA14020	Mercury, Total by CVAA	mg/L	0.0000489	0.0005	0.004	0.00369	0.00368	0.00394	0.0034 to 0.0046	92.2	70 to 130	0.271	20
BA14026	Cadmium, Total	mg/L	0.00000	0.0001474	0.10	0.0981	0.100	0.104	0.085 to 0.115	98.1	70 to 130	1.92	20
BA14026	Cobalt, Total	mg/L	-0.0000155	0.0001474	0.10	0.101	0.105	0.108	0.085 to 0.115	101	70 to 130	3.88	20

Comments: The client submitted filtered samples for dissolved analysis, but no MB or LCS were submitted. Therefore, dissolved data is qualified.
LBM 09/01/20

Reported: 9/3/2020
Version: 3.1
COA_CCR

Alabama Power
General Test Laboratory
744 County Road 87, GSC #8
Calera, AL 35040

Alabama Power

Batch QC Summary

Customer Account: WMWGASAP
Sample Date: 7/29/20 08:52
Customer ID:
Delivery Date: 7/29/20 15:10

Description: Gaston Ash Pond - MW-28H

Laboratory ID Number: BA14019

Sample	Analysis	Units	MB	MB Limit	Spike	MS	Sample Duplicate	Standard	Standard Limit	Rec	Rec Limit	Prec	Prec Limit
BA14029	Alkalinity, Total as CaCO3	mg/L					130	48.6	45.0 to 55.0			0.00	10
BA14026	Chloride	mg/L	0.0196	0.50	160	208	44.8	10.7	9 to 11	101	80 to 120	4.79	20
BA14026	Sulfate	mg/L	-0.401	0.50	320	493	181	18.7	18 to 22	98.8	80 to 120	2.23	20
BA14026	Fluoride	mg/L	0.00423	0.05	2.50	2.63	0.0393	2.63	2.25 to 2.75	105	80 to 120	0.00	20
BA14024	Solids, Dissolved	mg/L	0.0000	25			429	58.0	40 to 60			0.579	5

Comments: The client submitted filtered samples for dissolved analysis, but no MB or LCS were submitted. Therefore, dissolved data is qualified.
LBM 09/01/20

Reported: 9/3/2020
Version: 3.1
COA_CCR

Alabama Power
General Test Laboratory
744 County Road 87, GSC #8
Calera, AL 35040

Certificate Of Analysis

Alabama Power

Description: Gaston Ash Pond - MW-29H

Location Code: WMWGASAP
Collected: 7/29/20 10:27
Customer ID:
Submittal Date: 7/29/20 15:10

Laboratory ID Number: BA14020

Name	Prepared	Analyzed	Vio Spec	DF	Results	Units	MDL	RL	Q
Analytical Method: EPA 200.7	***Analyst: RDA***				***Preparation Method: EPA 1638***				
* Boron, Total	8/4/20 14:03	8/5/20 10:56		1.015	1.16	mg/L	0.03	0.1	
* Calcium, Total	8/4/20 14:03	8/5/20 12:39		10.15	43.9	mg/L	1.015	5.075	
* Iron, Total	8/4/20 14:03	8/5/20 10:56		1.015	0.0586	mg/L	0.02	0.05	
* Lithium, Total	8/4/20 14:03	8/5/20 10:56		1.015	0.303	mg/L	0.01	0.02	
* Magnesium, Total	8/4/20 14:03	8/5/20 10:56		1.015	17.5	mg/L	0.1	0.5	
* Sodium, Total	8/4/20 14:03	8/5/20 10:56		1.015	26.3	mg/L	0.1	0.5	
Analytical Method: EPA 200.7	***Analyst: RDA***								
* Iron, Dissolved	8/5/20 09:34	8/5/20 14:24		1.015	0.0350	mg/L	0.02	0.05	J
Analytical Method: EPA 200.8	***Analyst: DLJ***				***Preparation Method: EPA 1638***				
* Antimony, Total	7/30/20 08:45	7/31/20 09:14		1.015	Not Detected	mg/L	0.0008	0.003	U
* Arsenic, Total	7/30/20 08:45	7/31/20 09:14		1.015	0.00237	mg/L	0.001	0.005	J
* Barium, Total	7/30/20 08:45	7/31/20 09:14		1.015	0.0549	mg/L	0.002	0.01	
* Beryllium, Total	7/30/20 08:45	7/31/20 09:14		1.015	Not Detected	mg/L	0.0006	0.003	U
* Cadmium, Total	7/30/20 08:45	7/31/20 09:14		1.015	Not Detected	mg/L	0.0003	0.001	U
* Chromium, Total	7/30/20 08:45	7/31/20 09:14		1.015	Not Detected	mg/L	0.002	0.01	U
* Cobalt, Total	7/30/20 08:45	7/31/20 09:14		1.015	Not Detected	mg/L	0.002	0.005	U
* Lead, Total	7/30/20 08:45	7/31/20 09:14		1.015	Not Detected	mg/L	0.001	0.005	U
* Molybdenum, Total	7/30/20 08:45	7/31/20 09:14		1.015	0.999	mg/L	0.002	0.01	
* Potassium, Total	7/30/20 08:45	7/31/20 09:14		1.015	15.4	mg/L	0.3	2.5	
* Manganese, Total	7/30/20 08:45	7/31/20 09:14		1.015	0.00262	mg/L	0.001	0.005	J
* Selenium, Total	7/30/20 08:45	7/31/20 09:14		1.015	Not Detected	mg/L	0.002	0.01	U
* Thallium, Total	7/30/20 08:45	7/31/20 09:14		1.015	Not Detected	mg/L	0.0002	0.001	U
Analytical Method: EPA 200.8	***Analyst: DLJ***								
* Manganese, Dissolved	7/30/20 11:42	7/30/20 16:03		1.015	0.00256	mg/L	0.001	0.005	J
Analytical Method: EPA 245.1	***Analyst: GAS***								
* Mercury, Total by CVAA	7/30/20 10:59	7/31/20 10:29		1	Not Detected	mg/L	0.0003	0.0005	U
Analytical Method: SM 2320 B	***Analyst: JAG***								
Alkalinity, Total as CaCO3	8/5/20 13:15	8/5/20 14:20		1	48.2	mg/L		0.1	
Analytical Method: SM 2540C	***Analyst: TJW***								
* Solids, Dissolved	7/31/20 12:55	8/4/20 11:00		1	328	mg/L		25	

MDL's and RL's are adjusted for sample dilution, as applicable

Comments: The client submitted filtered samples for dissolved analysis, but no MB or LCS were submitted. Therefore, dissolved data is qualified.
LBM 09/01/20

Reported: 9/3/2020
Version: 3.1
COA_CCR

Alabama Power
General Test Laboratory
744 County Road 87, GSC #8
Calera, AL 35040

Certificate Of Analysis

Alabama Power

Description: Gaston Ash Pond - MW-29H

Location Code: WMWGASAP
Collected: 7/29/20 10:27
Customer ID:
Submittal Date: 7/29/20 15:10

Laboratory ID Number: BA14020

Name	Prepared	Analyzed	Vio Spec	DF	Results	Units	MDL	RL	Q
Analytical Method: SM 4500CO2 D	***Analyst: JAG***								
Bicarbonate Alkalinity, (calc.)	8/5/20 13:15	8/5/20 14:20		1	47.1	mg/L			
Carbonate Alkalinity, (calc.)	8/5/20 13:15	8/5/20 14:20		1	0.95	mg/L			
Analytical Method: SM4500Cl E	***Analyst: JCC***								
* Chloride	7/30/20 13:11	7/30/20 13:11		2	25.5	mg/L	1.00	2	
Analytical Method: SM4500F G 2017	***Analyst: JCC***								
* Fluoride	7/31/20 11:40	7/31/20 11:40		1	0.0608	mg/L	0.06	0.1	J
Analytical Method: SM4500SO4 E 2011	***Analyst: JCC***								
* Sulfate	8/5/20 12:40	8/5/20 12:40		10	163	mg/L	5.00	10	
Analytical Method: Field Measurements	***Analyst: DKG***								
Conductivity	7/29/20 10:24	7/29/20 10:24			521.20	uS/cm			FA
pH	7/29/20 10:24	7/29/20 10:24			8.38	SU			FA
Temperature	7/29/20 10:24	7/29/20 10:24			22.45	C			FA
Turbidity	7/29/20 10:24	7/29/20 10:24			0.71	NTU			FA

MDL's and RL's are adjusted for sample dilution, as applicable

Comments: The client submitted filtered samples for dissolved analysis, but no MB or LCS were submitted. Therefore, dissolved data is qualified.
LBM 09/01/20

Reported: 9/3/2020
Version: 3.1
COA_CCR

Alabama Power
General Test Laboratory
744 County Road 87, GSC #8
Calera, AL 35040

Batch QC Summary

Alabama Power

Customer Account: WMWGASAP
Sample Date: 7/29/20 10:27
Customer ID:
Delivery Date: 7/29/20 15:10

Description: Gaston Ash Pond - MW-29H

Laboratory ID Number: BA14020

Sample	Analysis	Units	MB	MB Limit	Spike	MS	MSD	Standard	Standard Limit	Rec	Rec Limit	Prec	Prec Limit
BA14020	Lithium, Total	mg/L	-0.000396	0.0154	0.20	0.506	0.521	0.200	0.17 to 0.23	102	70 to 130	2.92	20
BA14026	Molybdenum, Total	mg/L	0.0000145	0.0001474	0.10	0.106	0.109	0.101	0.085 to 0.115	96.3	70 to 130	2.79	20
BA14029	Manganese, Dissolved	mg/L	0.00000680	0.0001474	0.10	0.351	0.352	0.101	0.085 to 0.115	93.0	70 to 130	0.284	20
BA14021	Iron, Dissolved	mg/L	-0.000907	0.0176	0.2	0.197	0.197	0.198	0.17 to 0.23	98.5	70 to 130	0.00	20
BA14026	Barium, Total	mg/L	-0.0000137	0.0002	0.10	0.118	0.125	0.102	0.085 to 0.115	95.7	70 to 130	5.76	20
BA14026	Chromium, Total	mg/L	-0.0000472	0.00044	0.10	0.0996	0.103	0.105	0.085 to 0.115	99.6	70 to 130	3.36	20
BA14026	Arsenic, Total	mg/L	0.0000157	0.0001474	0.10	0.109	0.108	0.106	0.085 to 0.115	107	70 to 130	0.922	20
BA14026	Beryllium, Total	mg/L	0.0000588	0.00088	0.10	0.1000	0.0994	0.100	0.085 to 0.115	100	70 to 130	0.602	20
BA14020	Calcium, Total	mg/L	-0.00434	0.1518	5.00	49.3	48.4	5.09	4.25 to 5.75	108	70 to 130	1.84	20
BA14026	Lead, Total	mg/L	0.00000298	0.0001474	0.10	0.105	0.105	0.106	0.085 to 0.115	105	70 to 130	0.00	20
BA14026	Antimony, Total	mg/L	0.000212	0.001	0.10	0.0964	0.0987	0.0980	0.085 to 0.115	96.4	70 to 130	2.36	20
BA14020	Mercury, Total by CVAA	mg/L	0.0000489	0.0005	0.004	0.00369	0.00368	0.00394	0.0034 to 0.0046	92.2	70 to 130	0.271	20
BA14026	Cadmium, Total	mg/L	0.00000	0.0001474	0.10	0.0981	0.100	0.104	0.085 to 0.115	98.1	70 to 130	1.92	20
BA14026	Cobalt, Total	mg/L	-0.0000155	0.0001474	0.10	0.101	0.105	0.108	0.085 to 0.115	101	70 to 130	3.88	20
BA14020	Boron, Total	mg/L	-0.000965	0.0650254	1.00	2.15	2.14	0.990	0.85 to 1.15	99.0	70 to 130	0.466	20
BA14020	Iron, Total	mg/L	-0.000794	0.0176	0.2	0.246	0.247	0.203	0.17 to 0.23	93.7	70 to 130	0.406	20
BA14020	Magnesium, Total	mg/L	-0.000173	0.0462	5.00	22.5	22.5	5.09	4.25 to 5.75	100	70 to 130	0.00	20
BA14020	Sodium, Total	mg/L	0.000830	0.044	5.00	31.8	31.6	5.12	4.25 to 5.75	110	70 to 130	0.631	20
BA14026	Potassium, Total	mg/L	0.0107	0.3674	10.0	12.1	12.4	10.4	8.5 to 11.5	99.7	70 to 130	2.45	20
BA14026	Selenium, Total	mg/L	0.000102	0.001	0.10	0.102	0.102	0.105	0.085 to 0.115	102	70 to 130	0.00	20
BA14026	Manganese, Total	mg/L	-0.00000147	0.0001474	0.10	0.175	0.179	0.102	0.085 to 0.115	95.6	70 to 130	2.26	20
BA14026	Thallium, Total	mg/L	0.00000275	0.0001474	0.10	0.111	0.108	0.109	0.085 to 0.115	111	70 to 130	2.74	20

Comments: The client submitted filtered samples for dissolved analysis, but no MB or LCS were submitted. Therefore, dissolved data is qualified.
LBM 09/01/20

Reported: 9/3/2020
Version: 3.1
COA_CCR

Alabama Power
General Test Laboratory
744 County Road 87, GSC #8
Calera, AL 35040

Alabama Power

Batch QC Summary

Customer Account: WMWGASAP
Sample Date: 7/29/20 10:27
Customer ID:
Delivery Date: 7/29/20 15:10

Description: Gaston Ash Pond - MW-29H

Laboratory ID Number: BA14020

Sample	Analysis	Units	MB	MB Limit	Spike	MS	Sample Duplicate	Standard	Standard Limit	Rec	Rec Limit	Prec	Prec Limit
BA14029	Alkalinity, Total as CaCO3	mg/L					130	48.6	45.0 to 55.0			0.00	10
BA14026	Sulfate	mg/L	-0.401	0.50	320	493	181	18.7	18 to 22	98.8	80 to 120	2.23	20
BA14024	Solids, Dissolved	mg/L	0.0000	25			429	58.0	40 to 60			0.579	5
BA14026	Chloride	mg/L	0.0196	0.50	160	208	44.8	10.7	9 to 11	101	80 to 120	4.79	20
BA14026	Fluoride	mg/L	0.00423	0.05	2.50	2.63	0.0393	2.63	2.25 to 2.75	105	80 to 120	0.00	20

Comments: The client submitted filtered samples for dissolved analysis, but no MB or LCS were submitted. Therefore, dissolved data is qualified.
LBM 09/01/20

Reported: 9/3/2020
Version: 3.1
COA_CCR

Alabama Power
General Test Laboratory
744 County Road 87, GSC #8
Calera, AL 35040

Certificate Of Analysis

Alabama Power

Description: Gaston Ash Pond - MW-17

Location Code: WMWGASAP
Collected: 7/29/20 11:57
Customer ID:
Submittal Date: 7/29/20 15:10

Laboratory ID Number: BA14021

Name	Prepared	Analyzed	Vio Spec	DF	Results	Units	MDL	RL	Q
Analytical Method: EPA 200.7	***Analyst: RDA***				***Preparation Method: EPA 1638***				
* Boron, Total	8/4/20 14:03	8/5/20 11:10		1.015	3.06	mg/L	0.03	0.1	
* Calcium, Total	8/4/20 14:03	8/5/20 12:54		10.15	103	mg/L	1.015	5.075	
* Iron, Total	8/4/20 14:03	8/5/20 11:10		1.015	Not Detected	mg/L	0.02	0.05	U
* Lithium, Total	8/4/20 14:03	8/5/20 11:10		1.015	0.731	mg/L	0.01	0.02	
* Magnesium, Total	8/4/20 14:03	8/5/20 11:10		1.015	5.33	mg/L	0.1	0.5	
* Sodium, Total	8/4/20 14:03	8/5/20 11:10		1.015	34.8	mg/L	0.1	0.5	
Analytical Method: EPA 200.7	***Analyst: RDA***								
* Iron, Dissolved	8/5/20 09:34	8/5/20 14:27		1.015	Not Detected	mg/L	0.02	0.05	U
Analytical Method: EPA 200.8	***Analyst: DLJ***				***Preparation Method: EPA 1638***				
* Antimony, Total	7/30/20 08:45	7/30/20 19:29		1.015	0.000845	mg/L	0.0008	0.003	J
* Arsenic, Total	7/30/20 08:45	7/30/20 19:29		1.015	0.00947	mg/L	0.001	0.005	
* Barium, Total	7/30/20 08:45	7/30/20 19:29		1.015	0.0978	mg/L	0.002	0.01	
* Beryllium, Total	7/30/20 08:45	7/30/20 19:29		1.015	Not Detected	mg/L	0.0006	0.003	U
* Cadmium, Total	7/30/20 08:45	7/30/20 19:29		1.015	Not Detected	mg/L	0.0003	0.001	U
* Chromium, Total	7/30/20 08:45	7/30/20 19:29		1.015	Not Detected	mg/L	0.002	0.01	U
* Cobalt, Total	7/30/20 08:45	7/30/20 19:29		1.015	Not Detected	mg/L	0.002	0.005	U
* Lead, Total	7/30/20 08:45	7/30/20 19:29		1.015	Not Detected	mg/L	0.001	0.005	U
* Molybdenum, Total	7/30/20 08:45	7/31/20 13:08		10.15	2.79	mg/L	0.0203	0.1015	
* Potassium, Total	7/30/20 08:45	7/30/20 19:29		1.015	30.3	mg/L	0.3	2.5	
* Manganese, Total	7/30/20 08:45	7/30/20 19:29		1.015	0.00236	mg/L	0.001	0.005	J
* Selenium, Total	7/30/20 08:45	7/30/20 19:29		1.015	Not Detected	mg/L	0.002	0.01	U
* Thallium, Total	7/30/20 08:45	7/30/20 19:29		1.015	Not Detected	mg/L	0.0002	0.001	U
Analytical Method: EPA 200.8	***Analyst: DLJ***								
* Manganese, Dissolved	7/30/20 11:42	7/30/20 16:05		1.015	0.00187	mg/L	0.001	0.005	J
Analytical Method: EPA 245.1	***Analyst: GAS***								
* Mercury, Total by CVAA	7/30/20 10:59	7/31/20 10:50		1	Not Detected	mg/L	0.0003	0.0005	U
Analytical Method: SM 2320 B	***Analyst: JAG***								
Alkalinity, Total as CaCO3	8/5/20 13:15	8/5/20 14:20		1	15.4	mg/L		0.1	
Analytical Method: SM 2540C	***Analyst: TJW***								
* Solids, Dissolved	7/31/20 12:55	8/4/20 11:00		1	566	mg/L		25	

MDL's and RL's are adjusted for sample dilution, as applicable

Comments: The client submitted filtered samples for dissolved analysis, but no MB or LCS were submitted. Therefore, dissolved data is qualified.
LBM 09/01/20

Reported: 9/3/2020
Version: 3.1
COA_CCR

Alabama Power
General Test Laboratory
744 County Road 87, GSC #8
Calera, AL 35040

Certificate Of Analysis

Alabama Power

Description: Gaston Ash Pond - MW-17

Location Code: WMWGASAP
Collected: 7/29/20 11:57
Customer ID:
Submittal Date: 7/29/20 15:10

Laboratory ID Number: BA14021

Name	Prepared	Analyzed	Vio Spec	DF	Results	Units	MDL	RL	Q
Analytical Method: SM 4500CO2 D	***Analyst: JAG***								
Bicarbonate Alkalinity, (calc.)	8/5/20 13:15	8/5/20 14:20		1	12.1	mg/L			
Carbonate Alkalinity, (calc.)	8/5/20 13:15	8/5/20 14:20		1	2.32	mg/L			
Analytical Method: SM4500Cl E	***Analyst: JCC***								
* Chloride	7/30/20 13:12	7/30/20 13:12		2	26.5	mg/L	1.00	2	
Analytical Method: SM4500F G 2017	***Analyst: JCC***								
* Fluoride	7/31/20 11:42	7/31/20 11:42		1	0.185	mg/L	0.06	0.1	
Analytical Method: SM4500SO4 E 2011	***Analyst: JCC***								
* Sulfate	8/5/20 12:41	8/5/20 12:41		20	309	mg/L	10.00	20	
Analytical Method: Field Measurements	***Analyst: DKG***								
Conductivity	7/29/20 11:53	7/29/20 11:53			770.69	uS/cm			FA
pH	7/29/20 11:53	7/29/20 11:53			9.38	SU			FA
Temperature	7/29/20 11:53	7/29/20 11:53			22.31	C			FA
Turbidity	7/29/20 11:53	7/29/20 11:53			0.63	NTU			FA

MDL's and RL's are adjusted for sample dilution, as applicable

Comments: The client submitted filtered samples for dissolved analysis, but no MB or LCS were submitted. Therefore, dissolved data is qualified.
LBM 09/01/20

Reported: 9/3/2020
Version: 3.1
COA_CCR

Alabama Power
General Test Laboratory
744 County Road 87, GSC #8
Calera, AL 35040

Batch QC Summary

Alabama Power

Customer Account: WMWGASAP
Sample Date: 7/29/20 11:57
Customer ID:
Delivery Date: 7/29/20 15:10

Description: Gaston Ash Pond - MW-17

Laboratory ID Number: BA14021

Sample	Analysis	Units	MB	MB Limit	Spike	MS	MSD	Standard	Standard Limit	Rec	Rec Limit	Prec	Prec Limit
BA14026	Manganese, Total	mg/L	-0.00000147	0.0001474	0.10	0.175	0.179	0.102	0.085 to 0.115	95.6	70 to 130	2.26	20
BA14026	Thallium, Total	mg/L	0.00000275	0.0001474	0.10	0.111	0.108	0.109	0.085 to 0.115	111	70 to 130	2.74	20
BA14030	Lithium, Total	mg/L	-0.000396	0.0154	0.20	0.248	0.250	0.200	0.17 to 0.23	106	70 to 130	0.803	20
BA14026	Arsenic, Total	mg/L	0.0000157	0.0001474	0.10	0.109	0.108	0.106	0.085 to 0.115	107	70 to 130	0.922	20
BA14026	Beryllium, Total	mg/L	0.0000588	0.00088	0.10	0.1000	0.0994	0.100	0.085 to 0.115	100	70 to 130	0.602	20
BA14030	Mercury, Total by CVAA	mg/L	0.0000485	0.0005	0.004	0.00372	0.00368	0.00376	0.0034 to 0.0046	93.0	70 to 130	1.08	20
BA14021	Iron, Dissolved	mg/L	-0.000907	0.0176	0.2	0.197	0.197	0.198	0.17 to 0.23	98.5	70 to 130	0.00	20
BA14026	Barium, Total	mg/L	-0.0000137	0.0002	0.10	0.118	0.125	0.102	0.085 to 0.115	95.7	70 to 130	5.76	20
BA14026	Chromium, Total	mg/L	-0.0000472	0.00044	0.10	0.0996	0.103	0.105	0.085 to 0.115	99.6	70 to 130	3.36	20
BA14030	Iron, Total	mg/L	-0.000794	0.0176	0.2	0.213	0.214	0.203	0.17 to 0.23	106	70 to 130	0.468	20
BA14026	Potassium, Total	mg/L	0.0107	0.3674	10.0	12.1	12.4	10.4	8.5 to 11.5	99.7	70 to 130	2.45	20
BA14026	Selenium, Total	mg/L	0.000102	0.001	0.10	0.102	0.102	0.105	0.085 to 0.115	102	70 to 130	0.00	20
BA14030	Magnesium, Total	mg/L	-0.000173	0.0462	5.00	31.3	31.0	5.09	4.25 to 5.75	102	70 to 130	0.963	20
BA14026	Molybdenum, Total	mg/L	0.0000145	0.0001474	0.10	0.106	0.109	0.101	0.085 to 0.115	96.3	70 to 130	2.79	20
BA14029	Manganese, Dissolved	mg/L	0.00000680	0.0001474	0.10	0.351	0.352	0.101	0.085 to 0.115	93.0	70 to 130	0.284	20
BA14030	Boron, Total	mg/L	-0.000965	0.0650254	1.00	2.98	3.01	0.990	0.85 to 1.15	93.0	70 to 130	1.00	20
BA14026	Lead, Total	mg/L	0.00000298	0.0001474	0.10	0.105	0.105	0.106	0.085 to 0.115	105	70 to 130	0.00	20
BA14026	Antimony, Total	mg/L	0.000212	0.001	0.10	0.0964	0.0987	0.0980	0.085 to 0.115	96.4	70 to 130	2.36	20
BA14030	Calcium, Total	mg/L	-0.00434	0.1518	5.00	73.5	72.7	5.09	4.25 to 5.75	114	70 to 130	1.09	20
BA14026	Cadmium, Total	mg/L	0.00000	0.0001474	0.10	0.0981	0.100	0.104	0.085 to 0.115	98.1	70 to 130	1.92	20
BA14026	Cobalt, Total	mg/L	-0.0000155	0.0001474	0.10	0.101	0.105	0.108	0.085 to 0.115	101	70 to 130	3.88	20
BA14030	Sodium, Total	mg/L	0.000830	0.044	5.00	27.3	27.3	5.12	4.25 to 5.75	106	70 to 130	0.00	20

Comments: The client submitted filtered samples for dissolved analysis, but no MB or LCS were submitted. Therefore, dissolved data is qualified.
LBM 09/01/20

Reported: 9/3/2020
Version: 3.1
COA_CCR

Alabama Power
General Test Laboratory
744 County Road 87, GSC #8
Calera, AL 35040

Alabama Power

Batch QC Summary

Customer Account: WMWGASAP
Sample Date: 7/29/20 11:57
Customer ID:
Delivery Date: 7/29/20 15:10

Description: Gaston Ash Pond - MW-17

Laboratory ID Number: BA14021

Sample	Analysis	Units	MB	MB Limit	Spike	MS	Sample Duplicate	Standard	Standard Limit	Rec	Rec Limit	Prec	Prec Limit
BA14029	Alkalinity, Total as CaCO3	mg/L					130	48.6	45.0 to 55.0			0.00	10
BA14026	Chloride	mg/L	0.0196	0.50	160	208	44.8	10.7	9 to 11	101	80 to 120	4.79	20
BA14026	Fluoride	mg/L	0.00423	0.05	2.50	2.63	0.0393	2.63	2.25 to 2.75	105	80 to 120	0.00	20
BA14024	Solids, Dissolved	mg/L	0.0000	25			429	58.0	40 to 60			0.579	5
BA14026	Sulfate	mg/L	-0.401	0.50	320	493	181	18.7	18 to 22	98.8	80 to 120	2.23	20

Comments: The client submitted filtered samples for dissolved analysis, but no MB or LCS were submitted. Therefore, dissolved data is qualified.
LBM 09/01/20

Reported: 9/3/2020
Version: 3.1
COA_CCR

Alabama Power
General Test Laboratory
744 County Road 87, GSC #8
Calera, AL 35040

Certificate Of Analysis

Alabama Power

Description: Gaston Ash Pond - MW-13

Location Code: WMWGASAP
Collected: 7/27/20 10:55
Customer ID:
Submittal Date: 7/29/20 15:10

Laboratory ID Number: BA14022

Name	Prepared	Analyzed	Vio Spec	DF	Results	Units	MDL	RL	Q
Analytical Method: EPA 200.7	***Analyst: RDA***				***Preparation Method: EPA 1638***				
* Boron, Total	8/4/20 14:03	8/5/20 11:13		1.015	Not Detected	mg/L	0.03	0.1	U
* Calcium, Total	8/4/20 14:03	8/5/20 12:57		10.15	45.5	mg/L	1.015	5.075	
* Iron, Total	8/4/20 14:03	8/5/20 11:13		1.015	0.388	mg/L	0.02	0.05	
* Lithium, Total	8/4/20 14:03	8/5/20 11:13		1.015	Not Detected	mg/L	0.01	0.02	U
* Magnesium, Total	8/4/20 14:03	8/5/20 11:13		1.015	24.0	mg/L	0.1	0.5	
* Sodium, Total	8/4/20 14:03	8/5/20 11:13		1.015	4.65	mg/L	0.1	0.5	
Analytical Method: EPA 200.7	***Analyst: RDA***								
* Iron, Dissolved	8/5/20 09:34	8/5/20 14:42		1.015	0.328	mg/L	0.02	0.05	
Analytical Method: EPA 200.8	***Analyst: DLJ***				***Preparation Method: EPA 1638***				
* Antimony, Total	7/30/20 08:45	7/30/20 19:32		1.015	Not Detected	mg/L	0.0008	0.003	U
* Arsenic, Total	7/30/20 08:45	7/30/20 19:32		1.015	Not Detected	mg/L	0.001	0.005	U
* Barium, Total	7/30/20 08:45	7/30/20 19:32		1.015	0.0395	mg/L	0.002	0.01	
* Beryllium, Total	7/30/20 08:45	7/30/20 19:32		1.015	Not Detected	mg/L	0.0006	0.003	U
* Cadmium, Total	7/30/20 08:45	7/30/20 19:32		1.015	Not Detected	mg/L	0.0003	0.001	U
* Chromium, Total	7/30/20 08:45	7/30/20 19:32		1.015	Not Detected	mg/L	0.002	0.01	U
* Cobalt, Total	7/30/20 08:45	7/30/20 19:32		1.015	Not Detected	mg/L	0.002	0.005	U
* Lead, Total	7/30/20 08:45	7/30/20 19:32		1.015	Not Detected	mg/L	0.001	0.005	U
* Molybdenum, Total	7/30/20 08:45	7/30/20 19:32		1.015	Not Detected	mg/L	0.002	0.01	U
* Potassium, Total	7/30/20 08:45	7/30/20 19:32		1.015	Not Detected	mg/L	0.3	2.5	U
* Manganese, Total	7/30/20 08:45	7/30/20 19:32		1.015	0.126	mg/L	0.001	0.005	
* Selenium, Total	7/30/20 08:45	7/30/20 19:32		1.015	Not Detected	mg/L	0.002	0.01	U
* Thallium, Total	7/30/20 08:45	7/30/20 19:32		1.015	Not Detected	mg/L	0.0002	0.001	U
Analytical Method: EPA 200.8	***Analyst: DLJ***								
* Manganese, Dissolved	7/30/20 11:42	7/30/20 16:08		1.015	0.126	mg/L	0.001	0.005	
Analytical Method: EPA 245.1	***Analyst: GAS***								
* Mercury, Total by CVAA	7/30/20 10:59	7/31/20 10:53		1	Not Detected	mg/L	0.0003	0.0005	U
Analytical Method: SM 2320 B	***Analyst: JAG***								
Alkalinity, Total as CaCO3	8/5/20 13:15	8/5/20 14:20		1	212	mg/L		0.1	
Analytical Method: SM 2540C	***Analyst: TJW***								
* Solids, Dissolved	7/31/20 12:55	8/4/20 11:00		1	202	mg/L		25	

MDL's and RL's are adjusted for sample dilution, as applicable

Comments: The client submitted filtered samples for dissolved analysis, but no MB or LCS were submitted. Therefore, dissolved data is qualified.
LBM 09/01/20

Reported: 9/3/2020
Version: 3.1
COA_CCR

Alabama Power
General Test Laboratory
744 County Road 87, GSC #8
Calera, AL 35040

Certificate Of Analysis

Alabama Power

Description: Gaston Ash Pond - MW-13

Location Code: WMWGASAP
Collected: 7/27/20 10:55
Customer ID:
Submittal Date: 7/29/20 15:10

Laboratory ID Number: BA14022

Name	Prepared	Analyzed	Vio Spec	DF	Results	Units	MDL	RL	Q
Analytical Method: SM 4500CO2 D	***Analyst: JAG***								
Bicarbonate Alkalinity, (calc.)	8/5/20 13:15	8/5/20 14:20		1	211	mg/L			
Carbonate Alkalinity, (calc.)	8/5/20 13:15	8/5/20 14:20		1	0.93	mg/L			
Analytical Method: SM4500Cl E	***Analyst: JCC***								
* Chloride	7/30/20 13:13	7/30/20 13:13		1	5.20	mg/L	0.50	1	
Analytical Method: SM4500F G 2017	***Analyst: JCC***								
* Fluoride	7/31/20 11:43	7/31/20 11:43		1	Not Detected	mg/L	0.06	0.1	U
Analytical Method: SM4500SO4 E 2011	***Analyst: JCC***								
* Sulfate	8/5/20 12:42	8/5/20 12:42		1	Not Detected	mg/L	0.50	1	U
Analytical Method: Field Measurements	***Analyst: TJD***								
Conductivity	7/27/20 10:51	7/27/20 10:51			389.04	uS/cm			FA
pH	7/27/20 10:51	7/27/20 10:51			7.48	SU			FA
Temperature	7/27/20 10:51	7/27/20 10:51			24.42	C			FA
Turbidity	7/27/20 10:51	7/27/20 10:51			1.86	NTU			FA

MDL's and RL's are adjusted for sample dilution, as applicable

Comments: The client submitted filtered samples for dissolved analysis, but no MB or LCS were submitted. Therefore, dissolved data is qualified.
LBM 09/01/20

Reported: 9/3/2020
Version: 3.1
COA_CCR

Alabama Power
General Test Laboratory
744 County Road 87, GSC #8
Calera, AL 35040

Batch QC Summary

Alabama Power

Customer Account: WMWGASAP
Sample Date: 7/27/20 10:55
Customer ID:
Delivery Date: 7/29/20 15:10

Description: Gaston Ash Pond - MW-13

Laboratory ID Number: BA14022

Sample	Analysis	Units	MB	MB Limit	Spike	MS	MSD	Standard	Standard Limit	Rec	Rec Limit	Prec	Prec Limit
BA14026	Barium, Total	mg/L	-0.0000137	0.0002	0.10	0.118	0.125	0.102	0.085 to 0.115	95.7	70 to 130	5.76	20
BA14026	Chromium, Total	mg/L	-0.0000472	0.00044	0.10	0.0996	0.103	0.105	0.085 to 0.115	99.6	70 to 130	3.36	20
BA14030	Iron, Total	mg/L	-0.000794	0.0176	0.2	0.213	0.214	0.203	0.17 to 0.23	106	70 to 130	0.468	20
BA14031	Iron, Dissolved	mg/L	-0.000907	0.0176	0.2	0.330	0.331	0.198	0.17 to 0.23	97.0	70 to 130	0.303	20
BA14026	Arsenic, Total	mg/L	0.0000157	0.0001474	0.10	0.109	0.108	0.106	0.085 to 0.115	107	70 to 130	0.922	20
BA14026	Beryllium, Total	mg/L	0.0000588	0.00088	0.10	0.1000	0.0994	0.100	0.085 to 0.115	100	70 to 130	0.602	20
BA14030	Mercury, Total by CVAA	mg/L	0.0000485	0.0005	0.004	0.00372	0.00368	0.00376	0.0034 to 0.0046	93.0	70 to 130	1.08	20
BA14026	Cadmium, Total	mg/L	0.00000	0.0001474	0.10	0.0981	0.100	0.104	0.085 to 0.115	98.1	70 to 130	1.92	20
BA14026	Cobalt, Total	mg/L	-0.0000155	0.0001474	0.10	0.101	0.105	0.108	0.085 to 0.115	101	70 to 130	3.88	20
BA14026	Molybdenum, Total	mg/L	0.0000145	0.0001474	0.10	0.106	0.109	0.101	0.085 to 0.115	96.3	70 to 130	2.79	20
BA14029	Manganese, Dissolved	mg/L	0.00000680	0.0001474	0.10	0.351	0.352	0.101	0.085 to 0.115	93.0	70 to 130	0.284	20
BA14030	Boron, Total	mg/L	-0.000965	0.0650254	1.00	2.98	3.01	0.990	0.85 to 1.15	93.0	70 to 130	1.00	20
BA14026	Potassium, Total	mg/L	0.0107	0.3674	10.0	12.1	12.4	10.4	8.5 to 11.5	99.7	70 to 130	2.45	20
BA14026	Selenium, Total	mg/L	0.000102	0.001	0.10	0.102	0.102	0.105	0.085 to 0.115	102	70 to 130	0.00	20
BA14030	Magnesium, Total	mg/L	-0.000173	0.0462	5.00	31.3	31.0	5.09	4.25 to 5.75	102	70 to 130	0.963	20
BA14026	Lead, Total	mg/L	0.00000298	0.0001474	0.10	0.105	0.105	0.106	0.085 to 0.115	105	70 to 130	0.00	20
BA14026	Antimony, Total	mg/L	0.000212	0.001	0.10	0.0964	0.0987	0.0980	0.085 to 0.115	96.4	70 to 130	2.36	20
BA14030	Calcium, Total	mg/L	-0.00434	0.1518	5.00	73.5	72.7	5.09	4.25 to 5.75	114	70 to 130	1.09	20
BA14026	Manganese, Total	mg/L	-0.00000147	0.0001474	0.10	0.175	0.179	0.102	0.085 to 0.115	95.6	70 to 130	2.26	20
BA14026	Thallium, Total	mg/L	0.00000275	0.0001474	0.10	0.111	0.108	0.109	0.085 to 0.115	111	70 to 130	2.74	20
BA14030	Lithium, Total	mg/L	-0.000396	0.0154	0.20	0.248	0.250	0.200	0.17 to 0.23	106	70 to 130	0.803	20
BA14030	Sodium, Total	mg/L	0.000830	0.044	5.00	27.3	27.3	5.12	4.25 to 5.75	106	70 to 130	0.00	20

Comments: The client submitted filtered samples for dissolved analysis, but no MB or LCS were submitted. Therefore, dissolved data is qualified.
LBM 09/01/20

Reported: 9/3/2020
Version: 3.1
COA_CCR

Alabama Power
General Test Laboratory
744 County Road 87, GSC #8
Calera, AL 35040

Alabama Power

Batch QC Summary

Customer Account: WMWGASAP
Sample Date: 7/27/20 10:55
Customer ID:
Delivery Date: 7/29/20 15:10

Description: Gaston Ash Pond - MW-13

Laboratory ID Number: BA14022

Sample	Analysis	Units	MB	MB Limit	Spike	MS	Sample Duplicate	Standard	Standard Limit	Rec	Rec Limit	Prec	Prec Limit
BA14024	Solids, Dissolved	mg/L	0.0000	25			429	58.0	40 to 60			0.579	5
BA14026	Chloride	mg/L	0.0196	0.50	160	208	44.8	10.7	9 to 11	101	80 to 120	4.79	20
BA14029	Alkalinity, Total as CaCO3	mg/L					130	48.6	45.0 to 55.0			0.00	10
BA14026	Fluoride	mg/L	0.00423	0.05	2.50	2.63	0.0393	2.63	2.25 to 2.75	105	80 to 120	0.00	20
BA14026	Sulfate	mg/L	-0.401	0.50	320	493	181	18.7	18 to 22	98.8	80 to 120	2.23	20

Comments: The client submitted filtered samples for dissolved analysis, but no MB or LCS were submitted. Therefore, dissolved data is qualified.
LBM 09/01/20

Reported: 9/3/2020
Version: 3.1
COA_CCR

Alabama Power
General Test Laboratory
744 County Road 87, GSC #8
Calera, AL 35040

Certificate Of Analysis

Alabama Power

Description: Gaston Ash Pond - MW-12

Location Code: WMWGASAP
Collected: 7/27/20 14:10
Customer ID:
Submittal Date: 7/29/20 15:10

Laboratory ID Number: BA14023

Name	Prepared	Analyzed	Vio Spec	DF	Results	Units	MDL	RL	Q
Analytical Method: EPA 200.7	***Analyst: RDA***				***Preparation Method: EPA 1638***				
* Boron, Total	8/4/20 14:03	8/5/20 11:16		1.015	0.444	mg/L	0.03	0.1	
* Calcium, Total	8/4/20 14:03	8/5/20 13:00		10.15	65.7	mg/L	1.015	5.075	
* Iron, Total	8/4/20 14:03	8/5/20 11:16		1.015	0.819	mg/L	0.02	0.05	
* Lithium, Total	8/4/20 14:03	8/5/20 11:16		1.015	Not Detected	mg/L	0.01	0.02	U
* Magnesium, Total	8/4/20 14:03	8/5/20 11:16		1.015	37.5	mg/L	0.1	0.5	
* Sodium, Total	8/4/20 14:03	8/5/20 11:16		1.015	10.6	mg/L	0.1	0.5	
Analytical Method: EPA 200.7	***Analyst: RDA***								
* Iron, Dissolved	8/5/20 09:34	8/5/20 14:45		1.015	0.413	mg/L	0.02	0.05	
Analytical Method: EPA 200.8	***Analyst: DLJ***				***Preparation Method: EPA 1638***				
* Antimony, Total	7/30/20 08:45	7/30/20 19:35		1.015	Not Detected	mg/L	0.0008	0.003	U
* Arsenic, Total	7/30/20 08:45	7/30/20 19:35		1.015	0.00410	mg/L	0.001	0.005	J
* Barium, Total	7/30/20 08:45	7/30/20 19:35		1.015	0.0770	mg/L	0.002	0.01	
* Beryllium, Total	7/30/20 08:45	7/30/20 19:35		1.015	Not Detected	mg/L	0.0006	0.003	U
* Cadmium, Total	7/30/20 08:45	7/30/20 19:35		1.015	Not Detected	mg/L	0.0003	0.001	U
* Chromium, Total	7/30/20 08:45	7/30/20 19:35		1.015	Not Detected	mg/L	0.002	0.01	U
* Cobalt, Total	7/30/20 08:45	7/30/20 19:35		1.015	Not Detected	mg/L	0.002	0.005	U
* Lead, Total	7/30/20 08:45	7/30/20 19:35		1.015	Not Detected	mg/L	0.001	0.005	U
* Molybdenum, Total	7/30/20 08:45	7/30/20 19:35		1.015	Not Detected	mg/L	0.002	0.01	U
* Potassium, Total	7/30/20 08:45	7/30/20 19:35		1.015	Not Detected	mg/L	0.3	2.5	U
* Manganese, Total	7/30/20 08:45	7/30/20 19:35		1.015	0.101	mg/L	0.001	0.005	
* Selenium, Total	7/30/20 08:45	7/30/20 19:35		1.015	Not Detected	mg/L	0.002	0.01	U
* Thallium, Total	7/30/20 08:45	7/30/20 19:35		1.015	Not Detected	mg/L	0.0002	0.001	U
Analytical Method: EPA 200.8	***Analyst: DLJ***								
* Manganese, Dissolved	7/30/20 11:42	7/30/20 16:11		1.015	0.0970	mg/L	0.001	0.005	
Analytical Method: EPA 245.1	***Analyst: GAS***								
* Mercury, Total by CVAA	7/30/20 10:59	7/31/20 10:55		1	Not Detected	mg/L	0.0003	0.0005	U
Analytical Method: SM 2320 B	***Analyst: JAG***								
Alkalinity, Total as CaCO3	8/5/20 13:15	8/5/20 14:20		1	171	mg/L		0.1	
Analytical Method: SM 2540C	***Analyst: TJW***								
* Solids, Dissolved	7/31/20 12:55	8/4/20 11:00		1	378	mg/L		25	

MDL's and RL's are adjusted for sample dilution, as applicable

Comments: The client submitted filtered samples for dissolved analysis, but no MB or LCS were submitted. Therefore, dissolved data is qualified.
LBM 09/01/20

Reported: 9/3/2020
Version: 3.1
COA_CCR

Alabama Power
General Test Laboratory
744 County Road 87, GSC #8
Calera, AL 35040

Certificate Of Analysis

Alabama Power

Description: Gaston Ash Pond - MW-12

Location Code: WMWGASAP
Collected: 7/27/20 14:10
Customer ID:
Submittal Date: 7/29/20 15:10

Laboratory ID Number: BA14023

Name	Prepared	Analyzed	Vio Spec	DF	Results	Units	MDL	RL	Q
Analytical Method: SM 4500CO2 D	***Analyst: JAG***								
Bicarbonate Alkalinity, (calc.)	8/5/20 13:15	8/5/20 14:20		1	170	mg/L			
Carbonate Alkalinity, (calc.)	8/5/20 13:15	8/5/20 14:20		1	0.55	mg/L			
Analytical Method: SM4500Cl E	***Analyst: JCC***								
* Chloride	7/30/20 13:15	7/30/20 13:15		1	19.8	mg/L	0.50	1	
Analytical Method: SM4500F G 2017	***Analyst: JCC***								
* Fluoride	7/31/20 11:44	7/31/20 11:44		1	Not Detected	mg/L	0.06	0.1	U
Analytical Method: SM4500SO4 E 2011	***Analyst: JCC***								
* Sulfate	8/5/20 12:44	8/5/20 12:44		8	108	mg/L	4.00	8	
Analytical Method: Field Measurements	***Analyst: TJD***								
Conductivity	7/27/20 14:09	7/27/20 14:09			553.82	uS/cm			FA
pH	7/27/20 14:09	7/27/20 14:09			7.47	SU			FA
Temperature	7/27/20 14:09	7/27/20 14:09			25.63	C			FA
Turbidity	7/27/20 14:09	7/27/20 14:09			5.7	NTU			FA

MDL's and RL's are adjusted for sample dilution, as applicable

Comments: The client submitted filtered samples for dissolved analysis, but no MB or LCS were submitted. Therefore, dissolved data is qualified.
LBM 09/01/20

Reported: 9/3/2020
Version: 3.1
COA_CCR

Alabama Power
General Test Laboratory
744 County Road 87, GSC #8
Calera, AL 35040

Batch QC Summary

Alabama Power

Customer Account: WMWGASAP
Sample Date: 7/27/20 14:10
Customer ID:
Delivery Date: 7/29/20 15:10

Description: Gaston Ash Pond - MW-12

Laboratory ID Number: BA14023

Sample	Analysis	Units	MB	MB Limit	Spike	MS	MSD	Standard	Standard Limit	Rec	Rec Limit	Prec	Prec Limit
BA14030	Sodium, Total	mg/L	0.000830	0.044	5.00	27.3	27.3	5.12	4.25 to 5.75	106	70 to 130	0.00	20
BA14026	Arsenic, Total	mg/L	0.0000157	0.0001474	0.10	0.109	0.108	0.106	0.085 to 0.115	107	70 to 130	0.922	20
BA14026	Beryllium, Total	mg/L	0.0000588	0.00088	0.10	0.1000	0.0994	0.100	0.085 to 0.115	100	70 to 130	0.602	20
BA14030	Mercury, Total by CVAA	mg/L	0.0000485	0.0005	0.004	0.00372	0.00368	0.00376	0.0034 to 0.0046	93.0	70 to 130	1.08	20
BA14026	Molybdenum, Total	mg/L	0.0000145	0.0001474	0.10	0.106	0.109	0.101	0.085 to 0.115	96.3	70 to 130	2.79	20
BA14029	Manganese, Dissolved	mg/L	0.00000680	0.0001474	0.10	0.351	0.352	0.101	0.085 to 0.115	93.0	70 to 130	0.284	20
BA14030	Boron, Total	mg/L	-0.000965	0.0650254	1.00	2.98	3.01	0.990	0.85 to 1.15	93.0	70 to 130	1.00	20
BA14026	Manganese, Total	mg/L	-0.00000147	0.0001474	0.10	0.175	0.179	0.102	0.085 to 0.115	95.6	70 to 130	2.26	20
BA14026	Thallium, Total	mg/L	0.00000275	0.0001474	0.10	0.111	0.108	0.109	0.085 to 0.115	111	70 to 130	2.74	20
BA14030	Lithium, Total	mg/L	-0.000396	0.0154	0.20	0.248	0.250	0.200	0.17 to 0.23	106	70 to 130	0.803	20
BA14026	Lead, Total	mg/L	0.00000298	0.0001474	0.10	0.105	0.105	0.106	0.085 to 0.115	105	70 to 130	0.00	20
BA14026	Antimony, Total	mg/L	0.000212	0.001	0.10	0.0964	0.0987	0.0980	0.085 to 0.115	96.4	70 to 130	2.36	20
BA14030	Calcium, Total	mg/L	-0.00434	0.1518	5.00	73.5	72.7	5.09	4.25 to 5.75	114	70 to 130	1.09	20
BA14026	Potassium, Total	mg/L	0.0107	0.3674	10.0	12.1	12.4	10.4	8.5 to 11.5	99.7	70 to 130	2.45	20
BA14026	Selenium, Total	mg/L	0.000102	0.001	0.10	0.102	0.102	0.105	0.085 to 0.115	102	70 to 130	0.00	20
BA14030	Magnesium, Total	mg/L	-0.000173	0.0462	5.00	31.3	31.0	5.09	4.25 to 5.75	102	70 to 130	0.963	20
BA14026	Cadmium, Total	mg/L	0.00000	0.0001474	0.10	0.0981	0.100	0.104	0.085 to 0.115	98.1	70 to 130	1.92	20
BA14026	Cobalt, Total	mg/L	-0.0000155	0.0001474	0.10	0.101	0.105	0.108	0.085 to 0.115	101	70 to 130	3.88	20
BA14026	Barium, Total	mg/L	-0.0000137	0.0002	0.10	0.118	0.125	0.102	0.085 to 0.115	95.7	70 to 130	5.76	20
BA14026	Chromium, Total	mg/L	-0.0000472	0.00044	0.10	0.0996	0.103	0.105	0.085 to 0.115	99.6	70 to 130	3.36	20
BA14030	Iron, Total	mg/L	-0.000794	0.0176	0.2	0.213	0.214	0.203	0.17 to 0.23	106	70 to 130	0.468	20
BA14031	Iron, Dissolved	mg/L	-0.000907	0.0176	0.2	0.330	0.331	0.198	0.17 to 0.23	97.0	70 to 130	0.303	20

Comments: The client submitted filtered samples for dissolved analysis, but no MB or LCS were submitted. Therefore, dissolved data is qualified.
LBM 09/01/20

Reported: 9/3/2020
Version: 3.1
COA_CCR

Alabama Power
General Test Laboratory
744 County Road 87, GSC #8
Calera, AL 35040

Alabama Power

Batch QC Summary

Customer Account: WMWGASAP
Sample Date: 7/27/20 14:10
Customer ID:
Delivery Date: 7/29/20 15:10

Description: Gaston Ash Pond - MW-12

Laboratory ID Number: BA14023

Sample	Analysis	Units	MB	MB Limit	Spike	MS	Sample Duplicate	Standard	Standard Limit	Rec	Rec Limit	Prec	Prec Limit
BA14024	Solids, Dissolved	mg/L	0.0000	25			429	58.0	40 to 60			0.579	5
BA14026	Fluoride	mg/L	0.00423	0.05	2.50	2.63	0.0393	2.63	2.25 to 2.75	105	80 to 120	0.00	20
BA14026	Sulfate	mg/L	-0.401	0.50	320	493	181	18.7	18 to 22	98.8	80 to 120	2.23	20
BA14026	Chloride	mg/L	0.0196	0.50	160	208	44.8	10.7	9 to 11	101	80 to 120	4.79	20
BA14029	Alkalinity, Total as CaCO3	mg/L					130	48.6	45.0 to 55.0			0.00	10

Comments: The client submitted filtered samples for dissolved analysis, but no MB or LCS were submitted. Therefore, dissolved data is qualified.
LBM 09/01/20

Reported: 9/3/2020
Version: 3.1
COA_CCR

Alabama Power
General Test Laboratory
744 County Road 87, GSC #8
Calera, AL 35040

Certificate Of Analysis

Alabama Power

Description: Gaston Ash Pond - MW-7

Location Code: WMWGASAP
Collected: 7/28/20 09:25
Customer ID:
Submittal Date: 7/29/20 15:10

Laboratory ID Number: BA14024

Name	Prepared	Analyzed	Vio Spec	DF	Results	Units	MDL	RL	Q
Analytical Method: EPA 200.7	***Analyst: RDA***				***Preparation Method: EPA 1638***				
* Boron, Total	8/4/20 14:03	8/5/20 11:19		1.015	1.81	mg/L	0.03	0.1	
* Calcium, Total	8/4/20 14:03	8/5/20 13:03		10.15	84.9	mg/L	1.015	5.075	
* Iron, Total	8/4/20 14:03	8/5/20 11:19		1.015	Not Detected	mg/L	0.02	0.05	U
* Lithium, Total	8/4/20 14:03	8/5/20 11:19		1.015	Not Detected	mg/L	0.01	0.02	U
* Magnesium, Total	8/4/20 14:03	8/5/20 11:19		1.015	26.9	mg/L	0.1	0.5	
* Sodium, Total	8/4/20 14:03	8/5/20 11:19		1.015	13.6	mg/L	0.1	0.5	
Analytical Method: EPA 200.7	***Analyst: RDA***								
* Iron, Dissolved	8/5/20 09:34	8/5/20 14:48		1.015	Not Detected	mg/L	0.02	0.05	U
Analytical Method: EPA 200.8	***Analyst: DLJ***				***Preparation Method: EPA 1638***				
* Antimony, Total	7/30/20 08:45	7/30/20 19:37		1.015	Not Detected	mg/L	0.0008	0.003	U
* Arsenic, Total	7/30/20 08:45	7/30/20 19:37		1.015	Not Detected	mg/L	0.001	0.005	U
* Barium, Total	7/30/20 08:45	7/30/20 19:37		1.015	0.0248	mg/L	0.002	0.01	
* Beryllium, Total	7/30/20 08:45	7/30/20 19:37		1.015	Not Detected	mg/L	0.0006	0.003	U
* Cadmium, Total	7/30/20 08:45	7/30/20 19:37		1.015	Not Detected	mg/L	0.0003	0.001	U
* Chromium, Total	7/30/20 08:45	7/30/20 19:37		1.015	Not Detected	mg/L	0.002	0.01	U
* Cobalt, Total	7/30/20 08:45	7/30/20 19:37		1.015	Not Detected	mg/L	0.002	0.005	U
* Lead, Total	7/30/20 08:45	7/30/20 19:37		1.015	Not Detected	mg/L	0.001	0.005	U
* Molybdenum, Total	7/30/20 08:45	7/30/20 19:37		1.015	Not Detected	mg/L	0.002	0.01	U
* Potassium, Total	7/30/20 08:45	7/30/20 19:37		1.015	3.76	mg/L	0.3	2.5	
* Manganese, Total	7/30/20 08:45	7/30/20 19:37		1.015	Not Detected	mg/L	0.001	0.005	U
* Selenium, Total	7/30/20 08:45	7/30/20 19:37		1.015	Not Detected	mg/L	0.002	0.01	U
* Thallium, Total	7/30/20 08:45	7/30/20 19:37		1.015	Not Detected	mg/L	0.0002	0.001	U
Analytical Method: EPA 200.8	***Analyst: DLJ***								
* Manganese, Dissolved	7/30/20 11:42	7/30/20 16:13		1.015	Not Detected	mg/L	0.001	0.005	U
Analytical Method: EPA 245.1	***Analyst: GAS***								
* Mercury, Total by CVAA	7/30/20 10:59	7/31/20 10:57		1	Not Detected	mg/L	0.0003	0.0005	U
Analytical Method: SM 2320 B	***Analyst: JAG***								
Alkalinity, Total as CaCO3	8/5/20 13:15	8/5/20 14:20		1	136	mg/L		0.1	
Analytical Method: SM 2540C	***Analyst: TJW***								
* Solids, Dissolved	7/31/20 12:55	8/4/20 11:00		1	434	mg/L		25	

MDL's and RL's are adjusted for sample dilution, as applicable

Comments: The client submitted filtered samples for dissolved analysis, but no MB or LCS were submitted. Therefore, dissolved data is qualified.
LBM 09/01/20

Reported: 9/3/2020
Version: 3.1
COA_CCR

Alabama Power
General Test Laboratory
744 County Road 87, GSC #8
Calera, AL 35040

Certificate Of Analysis

Alabama Power

Description: Gaston Ash Pond - MW-7

Location Code: WMWGASAP
Collected: 7/28/20 09:25
Customer ID:
Submittal Date: 7/29/20 15:10

Laboratory ID Number: BA14024

Name	Prepared	Analyzed	Vio Spec	DF	Results	Units	MDL	RL	Q
Analytical Method: SM 4500CO2 D	***Analyst: JAG***								
Bicarbonate Alkalinity, (calc.)	8/5/20 13:15	8/5/20 14:20		1	135	mg/L			
Carbonate Alkalinity, (calc.)	8/5/20 13:15	8/5/20 14:20		1	0.58	mg/L			
Analytical Method: SM4500Cl E	***Analyst: JCC***								
* Chloride	7/30/20 13:16	7/30/20 13:16		2	22.3	mg/L	1.00	2	
Analytical Method: SM4500F G 2017	***Analyst: JCC***								
* Fluoride	7/31/20 11:45	7/31/20 11:45		1	Not Detected	mg/L	0.06	0.1	U
Analytical Method: SM4500SO4 E 2011	***Analyst: JCC***								
* Sulfate	8/5/20 12:45	8/5/20 12:45		10	160	mg/L	5.00	10	
Analytical Method: Field Measurements	***Analyst: TJD***								
Conductivity	7/28/20 09:20	7/28/20 09:20			548.14	uS/cm			FA
pH	7/28/20 09:20	7/28/20 09:20			7.32	SU			FA
Temperature	7/28/20 09:20	7/28/20 09:20			19.94	C			FA
Turbidity	7/28/20 09:20	7/28/20 09:20			2.82	NTU			FA

MDL's and RL's are adjusted for sample dilution, as applicable

Comments: The client submitted filtered samples for dissolved analysis, but no MB or LCS were submitted. Therefore, dissolved data is qualified.
LBM 09/01/20

Reported: 9/3/2020
Version: 3.1
COA_CCR

Alabama Power
General Test Laboratory
744 County Road 87, GSC #8
Calera, AL 35040

Batch QC Summary

Alabama Power

Customer Account: WMWGASAP
Sample Date: 7/28/20 09:25
Customer ID:
Delivery Date: 7/29/20 15:10

Description: Gaston Ash Pond - MW-7

Laboratory ID Number: BA14024

Sample	Analysis	Units	MB	MB Limit	Spike	MS	MSD	Standard	Standard Limit	Rec	Rec Limit	Prec	Prec Limit
BA14026	Arsenic, Total	mg/L	0.0000157	0.0001474	0.10	0.109	0.108	0.106	0.085 to 0.115	107	70 to 130	0.922	20
BA14026	Beryllium, Total	mg/L	0.0000588	0.00088	0.10	0.1000	0.0994	0.100	0.085 to 0.115	100	70 to 130	0.602	20
BA14030	Mercury, Total by CVAA	mg/L	0.0000485	0.0005	0.004	0.00372	0.00368	0.00376	0.0034 to 0.0046	93.0	70 to 130	1.08	20
BA14026	Cadmium, Total	mg/L	0.00000	0.0001474	0.10	0.0981	0.100	0.104	0.085 to 0.115	98.1	70 to 130	1.92	20
BA14026	Cobalt, Total	mg/L	-0.0000155	0.0001474	0.10	0.101	0.105	0.108	0.085 to 0.115	101	70 to 130	3.88	20
BA14026	Molybdenum, Total	mg/L	0.0000145	0.0001474	0.10	0.106	0.109	0.101	0.085 to 0.115	96.3	70 to 130	2.79	20
BA14029	Manganese, Dissolved	mg/L	0.00000680	0.0001474	0.10	0.351	0.352	0.101	0.085 to 0.115	93.0	70 to 130	0.284	20
BA14030	Boron, Total	mg/L	-0.000965	0.0650254	1.00	2.98	3.01	0.990	0.85 to 1.15	93.0	70 to 130	1.00	20
BA14026	Manganese, Total	mg/L	-0.00000147	0.0001474	0.10	0.175	0.179	0.102	0.085 to 0.115	95.6	70 to 130	2.26	20
BA14026	Thallium, Total	mg/L	0.00000275	0.0001474	0.10	0.111	0.108	0.109	0.085 to 0.115	111	70 to 130	2.74	20
BA14030	Lithium, Total	mg/L	-0.000396	0.0154	0.20	0.248	0.250	0.200	0.17 to 0.23	106	70 to 130	0.803	20
BA14026	Lead, Total	mg/L	0.00000298	0.0001474	0.10	0.105	0.105	0.106	0.085 to 0.115	105	70 to 130	0.00	20
BA14026	Antimony, Total	mg/L	0.000212	0.001	0.10	0.0964	0.0987	0.0980	0.085 to 0.115	96.4	70 to 130	2.36	20
BA14030	Calcium, Total	mg/L	-0.00434	0.1518	5.00	73.5	72.7	5.09	4.25 to 5.75	114	70 to 130	1.09	20
BA14030	Sodium, Total	mg/L	0.000830	0.044	5.00	27.3	27.3	5.12	4.25 to 5.75	106	70 to 130	0.00	20
BA14026	Potassium, Total	mg/L	0.0107	0.3674	10.0	12.1	12.4	10.4	8.5 to 11.5	99.7	70 to 130	2.45	20
BA14026	Selenium, Total	mg/L	0.000102	0.001	0.10	0.102	0.102	0.105	0.085 to 0.115	102	70 to 130	0.00	20
BA14030	Magnesium, Total	mg/L	-0.000173	0.0462	5.00	31.3	31.0	5.09	4.25 to 5.75	102	70 to 130	0.963	20
BA14026	Barium, Total	mg/L	-0.0000137	0.0002	0.10	0.118	0.125	0.102	0.085 to 0.115	95.7	70 to 130	5.76	20
BA14026	Chromium, Total	mg/L	-0.0000472	0.00044	0.10	0.0996	0.103	0.105	0.085 to 0.115	99.6	70 to 130	3.36	20
BA14030	Iron, Total	mg/L	-0.000794	0.0176	0.2	0.213	0.214	0.203	0.17 to 0.23	106	70 to 130	0.468	20
BA14031	Iron, Dissolved	mg/L	-0.000907	0.0176	0.2	0.330	0.331	0.198	0.17 to 0.23	97.0	70 to 130	0.303	20

Comments: The client submitted filtered samples for dissolved analysis, but no MB or LCS were submitted. Therefore, dissolved data is qualified.
LBM 09/01/20

Reported: 9/3/2020
Version: 3.1
COA_CCR

Alabama Power
General Test Laboratory
744 County Road 87, GSC #8
Calera, AL 35040

Alabama Power

Batch QC Summary

Customer Account: WMWGASAP
Sample Date: 7/28/20 09:25
Customer ID:
Delivery Date: 7/29/20 15:10

Description: Gaston Ash Pond - MW-7

Laboratory ID Number: BA14024

Sample	Analysis	Units	MB	MB Limit	Spike	MS	Sample Duplicate	Standard	Standard Limit	Rec	Rec Limit	Prec	Prec Limit
BA14029	Alkalinity, Total as CaCO3	mg/L					130	48.6	45.0 to 55.0			0.00	10
BA14026	Sulfate	mg/L	-0.401	0.50	320	493	181	18.7	18 to 22	98.8	80 to 120	2.23	20
BA14026	Chloride	mg/L	0.0196	0.50	160	208	44.8	10.7	9 to 11	101	80 to 120	4.79	20
BA14024	Solids, Dissolved	mg/L	0.0000	25			429	58.0	40 to 60			0.579	5
BA14026	Fluoride	mg/L	0.00423	0.05	2.50	2.63	0.0393	2.63	2.25 to 2.75	105	80 to 120	0.00	20

Comments: The client submitted filtered samples for dissolved analysis, but no MB or LCS were submitted. Therefore, dissolved data is qualified.
LBM 09/01/20

Alabama Power
General Test Laboratory
744 County Road 87, GSC #8
Calera, AL 35040

Certificate Of Analysis

Alabama Power

Description: Gaston Ash Pond - MW-6

Location Code: WMWGASAP
Collected: 7/28/20 10:30
Customer ID:
Submittal Date: 7/29/20 15:10

Laboratory ID Number: BA14025

Name	Prepared	Analyzed	Vio Spec	DF	Results	Units	MDL	RL	Q
Analytical Method: EPA 200.7	***Analyst: RDA***				***Preparation Method: EPA 1638***				
* Boron, Total	8/4/20 14:03	8/5/20 11:22		1.015	2.79	mg/L	0.03	0.1	
* Calcium, Total	8/4/20 14:03	8/5/20 13:06		10.15	82.5	mg/L	1.015	5.075	
* Iron, Total	8/4/20 14:03	8/5/20 11:22		1.015	0.0273	mg/L	0.02	0.05	J
* Lithium, Total	8/4/20 14:03	8/5/20 11:22		1.015	Not Detected	mg/L	0.01	0.02	U
* Magnesium, Total	8/4/20 14:03	8/5/20 11:22		1.015	25.5	mg/L	0.1	0.5	
* Sodium, Total	8/4/20 14:03	8/5/20 11:22		1.015	27.8	mg/L	0.1	0.5	
Analytical Method: EPA 200.7	***Analyst: RDA***								
* Iron, Dissolved	8/5/20 09:34	8/5/20 14:51		1.015	Not Detected	mg/L	0.02	0.05	U
Analytical Method: EPA 200.8	***Analyst: DLJ***				***Preparation Method: EPA 1638***				
* Antimony, Total	7/30/20 08:45	7/30/20 19:40		1.015	Not Detected	mg/L	0.0008	0.003	U
* Arsenic, Total	7/30/20 08:45	7/30/20 19:40		1.015	Not Detected	mg/L	0.001	0.005	U
* Barium, Total	7/30/20 08:45	7/30/20 19:40		1.015	0.0260	mg/L	0.002	0.01	
* Beryllium, Total	7/30/20 08:45	7/30/20 19:40		1.015	Not Detected	mg/L	0.0006	0.003	U
* Cadmium, Total	7/30/20 08:45	7/30/20 19:40		1.015	Not Detected	mg/L	0.0003	0.001	U
* Chromium, Total	7/30/20 08:45	7/30/20 19:40		1.015	Not Detected	mg/L	0.002	0.01	U
* Cobalt, Total	7/30/20 08:45	7/30/20 19:40		1.015	Not Detected	mg/L	0.002	0.005	U
* Lead, Total	7/30/20 08:45	7/30/20 19:40		1.015	Not Detected	mg/L	0.001	0.005	U
* Molybdenum, Total	7/30/20 08:45	7/30/20 19:40		1.015	0.0185	mg/L	0.002	0.01	
* Potassium, Total	7/30/20 08:45	7/30/20 19:40		1.015	3.55	mg/L	0.3	2.5	
* Manganese, Total	7/30/20 08:45	7/30/20 19:40		1.015	0.0624	mg/L	0.001	0.005	
* Selenium, Total	7/30/20 08:45	7/30/20 19:40		1.015	Not Detected	mg/L	0.002	0.01	U
* Thallium, Total	7/30/20 08:45	7/30/20 19:40		1.015	Not Detected	mg/L	0.0002	0.001	U
Analytical Method: EPA 200.8	***Analyst: DLJ***								
* Manganese, Dissolved	7/30/20 11:42	7/30/20 16:16		1.015	0.0565	mg/L	0.001	0.005	
Analytical Method: EPA 245.1	***Analyst: GAS***								
* Mercury, Total by CVAA	7/30/20 10:59	7/31/20 11:00		1	Not Detected	mg/L	0.0003	0.0005	U
Analytical Method: SM 2320 B	***Analyst: JAG***								
Alkalinity, Total as CaCO3	8/5/20 13:15	8/5/20 14:20		1	76.7	mg/L		0.1	
Analytical Method: SM 2540C	***Analyst: TJW***								
* Solids, Dissolved	7/31/20 12:55	8/4/20 11:00		1	485	mg/L		25	

MDL's and RL's are adjusted for sample dilution, as applicable

Comments: The client submitted filtered samples for dissolved analysis, but no MB or LCS were submitted. Therefore, dissolved data is qualified.
LBM 09/01/20

Alabama Power
General Test Laboratory
744 County Road 87, GSC #8
Calera, AL 35040

Certificate Of Analysis

Alabama Power

Description: Gaston Ash Pond - MW-6

Location Code: WMWGASAP
Collected: 7/28/20 10:30
Customer ID:
Submittal Date: 7/29/20 15:10

Laboratory ID Number: BA14025

Name	Prepared	Analyzed	Vio Spec	DF	Results	Units	MDL	RL	Q
Analytical Method: SM 4500CO2 D	***Analyst: JAG***								
Bicarbonate Alkalinity, (calc.)	8/5/20 13:15	8/5/20 14:20		1	76.2	mg/L			
Carbonate Alkalinity, (calc.)	8/5/20 13:15	8/5/20 14:20		1	0.45	mg/L			
Analytical Method: SM4500Cl E	***Analyst: JCC***								
* Chloride	7/30/20 13:17	7/30/20 13:17		8	64.2	mg/L	4.00	8	
Analytical Method: SM4500F G 2017	***Analyst: JCC***								
* Fluoride	7/31/20 11:46	7/31/20 11:46		1	Not Detected	mg/L	0.06	0.1	U
Analytical Method: SM4500SO4 E 2011	***Analyst: JCC***								
* Sulfate	8/5/20 12:46	8/5/20 12:46		10	189	mg/L	5.00	10	
Analytical Method: Field Measurements	***Analyst: TJD***								
Conductivity	7/28/20 10:28	7/28/20 10:28			645.73	uS/cm			FA
pH	7/28/20 10:28	7/28/20 10:28			7.62	SU			FA
Temperature	7/28/20 10:28	7/28/20 10:28			19.86	C			FA
Turbidity	7/28/20 10:28	7/28/20 10:28			2.21	NTU			FA

MDL's and RL's are adjusted for sample dilution, as applicable

Comments: The client submitted filtered samples for dissolved analysis, but no MB or LCS were submitted. Therefore, dissolved data is qualified.
LBM 09/01/20

Reported: 9/3/2020
Version: 3.1
COA_CCR

Alabama Power
General Test Laboratory
744 County Road 87, GSC #8
Calera, AL 35040

Batch QC Summary

Alabama Power

Customer Account: WMWGASAP
Sample Date: 7/28/20 10:30
Customer ID:
Delivery Date: 7/29/20 15:10

Description: Gaston Ash Pond - MW-6

Laboratory ID Number: BA14025

Sample	Analysis	Units	MB	MB Limit	Spike	MS	MSD	Standard	Standard Limit	Rec	Rec Limit	Prec	Prec Limit
BA14026	Molybdenum, Total	mg/L	0.0000145	0.0001474	0.10	0.106	0.109	0.101	0.085 to 0.115	96.3	70 to 130	2.79	20
BA14029	Manganese, Dissolved	mg/L	0.00000680	0.0001474	0.10	0.351	0.352	0.101	0.085 to 0.115	93.0	70 to 130	0.284	20
BA14030	Boron, Total	mg/L	-0.000965	0.0650254	1.00	2.98	3.01	0.990	0.85 to 1.15	93.0	70 to 130	1.00	20
BA14026	Potassium, Total	mg/L	0.0107	0.3674	10.0	12.1	12.4	10.4	8.5 to 11.5	99.7	70 to 130	2.45	20
BA14026	Selenium, Total	mg/L	0.000102	0.001	0.10	0.102	0.102	0.105	0.085 to 0.115	102	70 to 130	0.00	20
BA14030	Magnesium, Total	mg/L	-0.000173	0.0462	5.00	31.3	31.0	5.09	4.25 to 5.75	102	70 to 130	0.963	20
BA14026	Arsenic, Total	mg/L	0.0000157	0.0001474	0.10	0.109	0.108	0.106	0.085 to 0.115	107	70 to 130	0.922	20
BA14026	Beryllium, Total	mg/L	0.0000588	0.00088	0.10	0.1000	0.0994	0.100	0.085 to 0.115	100	70 to 130	0.602	20
BA14030	Mercury, Total by CVAA	mg/L	0.0000485	0.0005	0.004	0.00372	0.00368	0.00376	0.0034 to 0.0046	93.0	70 to 130	1.08	20
BA14026	Barium, Total	mg/L	-0.0000137	0.0002	0.10	0.118	0.125	0.102	0.085 to 0.115	95.7	70 to 130	5.76	20
BA14026	Chromium, Total	mg/L	-0.0000472	0.00044	0.10	0.0996	0.103	0.105	0.085 to 0.115	99.6	70 to 130	3.36	20
BA14030	Iron, Total	mg/L	-0.000794	0.0176	0.2	0.213	0.214	0.203	0.17 to 0.23	106	70 to 130	0.468	20
BA14031	Iron, Dissolved	mg/L	-0.000907	0.0176	0.2	0.330	0.331	0.198	0.17 to 0.23	97.0	70 to 130	0.303	20
BA14026	Lead, Total	mg/L	0.00000298	0.0001474	0.10	0.105	0.105	0.106	0.085 to 0.115	105	70 to 130	0.00	20
BA14026	Antimony, Total	mg/L	0.000212	0.001	0.10	0.0964	0.0987	0.0980	0.085 to 0.115	96.4	70 to 130	2.36	20
BA14030	Calcium, Total	mg/L	-0.00434	0.1518	5.00	73.5	72.7	5.09	4.25 to 5.75	114	70 to 130	1.09	20
BA14026	Manganese, Total	mg/L	-0.00000147	0.0001474	0.10	0.175	0.179	0.102	0.085 to 0.115	95.6	70 to 130	2.26	20
BA14026	Thallium, Total	mg/L	0.00000275	0.0001474	0.10	0.111	0.108	0.109	0.085 to 0.115	111	70 to 130	2.74	20
BA14030	Lithium, Total	mg/L	-0.000396	0.0154	0.20	0.248	0.250	0.200	0.17 to 0.23	106	70 to 130	0.803	20
BA14026	Cadmium, Total	mg/L	0.00000	0.0001474	0.10	0.0981	0.100	0.104	0.085 to 0.115	98.1	70 to 130	1.92	20
BA14026	Cobalt, Total	mg/L	-0.0000155	0.0001474	0.10	0.101	0.105	0.108	0.085 to 0.115	101	70 to 130	3.88	20
BA14030	Sodium, Total	mg/L	0.000830	0.044	5.00	27.3	27.3	5.12	4.25 to 5.75	106	70 to 130	0.00	20

Comments: The client submitted filtered samples for dissolved analysis, but no MB or LCS were submitted. Therefore, dissolved data is qualified.
LBM 09/01/20

Reported: 9/3/2020
Version: 3.1
COA_CCR

Alabama Power
General Test Laboratory
744 County Road 87, GSC #8
Calera, AL 35040

Alabama Power

Batch QC Summary

Customer Account: WMWGASAP
Sample Date: 7/28/20 10:30
Customer ID:
Delivery Date: 7/29/20 15:10

Description: Gaston Ash Pond - MW-6

Laboratory ID Number: BA14025

Sample	Analysis	Units	MB	MB Limit	Spike	MS	Sample Duplicate	Standard	Standard Limit	Rec	Rec Limit	Prec	Prec Limit
BA14026	Fluoride	mg/L	0.00423	0.05	2.50	2.63	0.0393	2.63	2.25 to 2.75	105	80 to 120	0.00	20
BA14026	Chloride	mg/L	0.0196	0.50	160	208	44.8	10.7	9 to 11	101	80 to 120	4.79	20
BA14026	Sulfate	mg/L	-0.401	0.50	320	493	181	18.7	18 to 22	98.8	80 to 120	2.23	20
BA14034	Solids, Dissolved	mg/L	0.0000	25			254	58.0	40 to 60			0.197	5
BA14029	Alkalinity, Total as CaCO3	mg/L					130	48.6	45.0 to 55.0			0.00	10

Comments: The client submitted filtered samples for dissolved analysis, but no MB or LCS were submitted. Therefore, dissolved data is qualified.
LBM 09/01/20

Alabama Power
General Test Laboratory
744 County Road 87, GSC #8
Calera, AL 35040

Certificate Of Analysis

Alabama Power

Description: Gaston Ash Pond - MW-21

Location Code: WMWGASAP
Collected: 7/28/20 11:25
Customer ID:
Submittal Date: 7/29/20 15:10

Laboratory ID Number: BA14026

Name	Prepared	Analyzed	Vio Spec	DF	Results	Units	MDL	RL	Q
Analytical Method: EPA 200.7	***Analyst: RDA***				***Preparation Method: EPA 1638***				
* Boron, Total	8/4/20 14:03	8/5/20 11:25		1.015	1.84	mg/L	0.03	0.1	
* Calcium, Total	8/4/20 14:03	8/5/20 13:09		10.15	80.8	mg/L	1.015	5.075	
* Iron, Total	8/4/20 14:03	8/5/20 11:25		1.015	0.0397	mg/L	0.02	0.05	J
* Lithium, Total	8/4/20 14:03	8/5/20 11:25		1.015	Not Detected	mg/L	0.01	0.02	U
* Magnesium, Total	8/4/20 14:03	8/5/20 11:25		1.015	32.7	mg/L	0.1	0.5	
* Sodium, Total	8/4/20 14:03	8/5/20 11:25		1.015	26.1	mg/L	0.1	0.5	
Analytical Method: EPA 200.7	***Analyst: RDA***								
* Iron, Dissolved	8/5/20 09:34	8/5/20 14:54		1.015	0.0268	mg/L	0.02	0.05	J
Analytical Method: EPA 200.8	***Analyst: DLJ***				***Preparation Method: EPA 1638***				
* Antimony, Total	7/30/20 08:45	7/31/20 09:17		1.015	Not Detected	mg/L	0.0008	0.003	U
* Arsenic, Total	7/30/20 08:45	7/31/20 09:17		1.015	0.00166	mg/L	0.001	0.005	J
* Barium, Total	7/30/20 08:45	7/31/20 09:17		1.015	0.0223	mg/L	0.002	0.01	
* Beryllium, Total	7/30/20 08:45	7/31/20 09:17		1.015	Not Detected	mg/L	0.0006	0.003	U
* Cadmium, Total	7/30/20 08:45	7/31/20 09:17		1.015	Not Detected	mg/L	0.0003	0.001	U
* Chromium, Total	7/30/20 08:45	7/31/20 09:17		1.015	Not Detected	mg/L	0.002	0.01	U
* Cobalt, Total	7/30/20 08:45	7/31/20 09:17		1.015	Not Detected	mg/L	0.002	0.005	U
* Lead, Total	7/30/20 08:45	7/31/20 09:17		1.015	Not Detected	mg/L	0.001	0.005	U
* Molybdenum, Total	7/30/20 08:45	7/31/20 09:17		1.015	0.00969	mg/L	0.002	0.01	J
* Potassium, Total	7/30/20 08:45	7/31/20 09:17		1.015	2.13	mg/L	0.3	2.5	J
* Manganese, Total	7/30/20 08:45	7/31/20 09:17		1.015	0.0794	mg/L	0.001	0.005	
* Selenium, Total	7/30/20 08:45	7/31/20 09:17		1.015	Not Detected	mg/L	0.002	0.01	U
* Thallium, Total	7/30/20 08:45	7/31/20 09:17		1.015	Not Detected	mg/L	0.0002	0.001	U
Analytical Method: EPA 200.8	***Analyst: DLJ***								
* Manganese, Dissolved	7/30/20 11:42	7/30/20 16:19		1.015	0.0962	mg/L	0.001	0.005	
Analytical Method: EPA 245.1	***Analyst: GAS***								
* Mercury, Total by CVAA	7/30/20 10:59	7/31/20 11:02		1	Not Detected	mg/L	0.0003	0.0005	U
Analytical Method: SM 2320 B	***Analyst: JAG***								
Alkalinity, Total as CaCO3	8/5/20 13:15	8/5/20 14:20		1	125	mg/L		0.1	
Analytical Method: SM 2540C	***Analyst: TJW***								
* Solids, Dissolved	7/31/20 12:55	8/4/20 11:00		1	476	mg/L		25	

MDL's and RL's are adjusted for sample dilution, as applicable

Comments: The client submitted filtered samples for dissolved analysis, but no MB or LCS were submitted. Therefore, dissolved data is qualified.
LBM 09/01/20

Alabama Power
General Test Laboratory
744 County Road 87, GSC #8
Calera, AL 35040

Certificate Of Analysis

Alabama Power

Description: Gaston Ash Pond - MW-21

Location Code: WMWGASAP
Collected: 7/28/20 11:25
Customer ID:
Submittal Date: 7/29/20 15:10

Laboratory ID Number: BA14026

Name	Prepared	Analyzed	Vio Spec	DF	Results	Units	MDL	RL	Q
Analytical Method: SM 4500CO2 D	***Analyst: JAG***								
Bicarbonate Alkalinity, (calc.)	8/5/20 13:15	8/5/20 14:20		1	124	mg/L			
Carbonate Alkalinity, (calc.)	8/5/20 13:15	8/5/20 14:20		1	0.56	mg/L			
Analytical Method: SM4500Cl E	***Analyst: JCC***								
* Chloride	7/30/20 13:18	7/30/20 13:18		16	47.0	mg/L	8.00	16	
Analytical Method: SM4500F G 2017	***Analyst: JCC***								
* Fluoride	7/31/20 11:48	7/31/20 11:48		1	Not Detected	mg/L	0.06	0.1	U
Analytical Method: SM4500SO4 E 2011	***Analyst: JCC***								
* Sulfate	8/5/20 12:47	8/5/20 12:47		16	177	mg/L	8.00	16	
Analytical Method: Field Measurements	***Analyst: TJD***								
Conductivity	7/28/20 11:19	7/28/20 11:19			572.93	uS/cm			FA
pH	7/28/20 11:19	7/28/20 11:19			7.58	SU			FA
Temperature	7/28/20 11:19	7/28/20 11:19			20.07	C			FA
Turbidity	7/28/20 11:19	7/28/20 11:19			5	NTU			FA

MDL's and RL's are adjusted for sample dilution, as applicable

Comments: The client submitted filtered samples for dissolved analysis, but no MB or LCS were submitted. Therefore, dissolved data is qualified.
LBM 09/01/20

Reported: 9/3/2020
Version: 3.1
COA_CCR

Alabama Power
General Test Laboratory
744 County Road 87, GSC #8
Calera, AL 35040

Batch QC Summary

Alabama Power

Customer Account: WMWGASAP
Sample Date: 7/28/20 11:25
Customer ID:
Delivery Date: 7/29/20 15:10

Description: Gaston Ash Pond - MW-21

Laboratory ID Number: BA14026

Sample	Analysis	Units	MB	MB Limit	Spike	MS	MSD	Standard	Standard Limit	Rec	Rec Limit	Prec	Prec Limit
BA14026	Lead, Total	mg/L	0.00000298	0.0001474	0.10	0.105	0.105	0.106	0.085 to 0.115	105	70 to 130	0.00	20
BA14026	Antimony, Total	mg/L	0.000212	0.001	0.10	0.0964	0.0987	0.0980	0.085 to 0.115	96.4	70 to 130	2.36	20
BA14030	Calcium, Total	mg/L	-0.00434	0.1518	5.00	73.5	72.7	5.09	4.25 to 5.75	114	70 to 130	1.09	20
BA14030	Sodium, Total	mg/L	0.000830	0.044	5.00	27.3	27.3	5.12	4.25 to 5.75	106	70 to 130	0.00	20
BA14026	Cadmium, Total	mg/L	0.00000	0.0001474	0.10	0.0981	0.100	0.104	0.085 to 0.115	98.1	70 to 130	1.92	20
BA14026	Cobalt, Total	mg/L	-0.0000155	0.0001474	0.10	0.101	0.105	0.108	0.085 to 0.115	101	70 to 130	3.88	20
BA14026	Arsenic, Total	mg/L	0.0000157	0.0001474	0.10	0.109	0.108	0.106	0.085 to 0.115	107	70 to 130	0.922	20
BA14026	Beryllium, Total	mg/L	0.0000588	0.00088	0.10	0.1000	0.0994	0.100	0.085 to 0.115	100	70 to 130	0.602	20
BA14030	Mercury, Total by CVAA	mg/L	0.0000485	0.0005	0.004	0.00372	0.00368	0.00376	0.0034 to 0.0046	93.0	70 to 130	1.08	20
BA14026	Potassium, Total	mg/L	0.0107	0.3674	10.0	12.1	12.4	10.4	8.5 to 11.5	99.7	70 to 130	2.45	20
BA14026	Selenium, Total	mg/L	0.000102	0.001	0.10	0.102	0.102	0.105	0.085 to 0.115	102	70 to 130	0.00	20
BA14030	Magnesium, Total	mg/L	-0.000173	0.0462	5.00	31.3	31.0	5.09	4.25 to 5.75	102	70 to 130	0.963	20
BA14026	Manganese, Total	mg/L	-0.00000147	0.0001474	0.10	0.175	0.179	0.102	0.085 to 0.115	95.6	70 to 130	2.26	20
BA14026	Thallium, Total	mg/L	0.00000275	0.0001474	0.10	0.111	0.108	0.109	0.085 to 0.115	111	70 to 130	2.74	20
BA14030	Lithium, Total	mg/L	-0.000396	0.0154	0.20	0.248	0.250	0.200	0.17 to 0.23	106	70 to 130	0.803	20
BA14026	Molybdenum, Total	mg/L	0.0000145	0.0001474	0.10	0.106	0.109	0.101	0.085 to 0.115	96.3	70 to 130	2.79	20
BA14029	Manganese, Dissolved	mg/L	0.00000680	0.0001474	0.10	0.351	0.352	0.101	0.085 to 0.115	93.0	70 to 130	0.284	20
BA14030	Boron, Total	mg/L	-0.000965	0.0650254	1.00	2.98	3.01	0.990	0.85 to 1.15	93.0	70 to 130	1.00	20
BA14026	Barium, Total	mg/L	-0.0000137	0.0002	0.10	0.118	0.125	0.102	0.085 to 0.115	95.7	70 to 130	5.76	20
BA14026	Chromium, Total	mg/L	-0.0000472	0.00044	0.10	0.0996	0.103	0.105	0.085 to 0.115	99.6	70 to 130	3.36	20
BA14030	Iron, Total	mg/L	-0.000794	0.0176	0.2	0.213	0.214	0.203	0.17 to 0.23	106	70 to 130	0.468	20
BA14031	Iron, Dissolved	mg/L	-0.000907	0.0176	0.2	0.330	0.331	0.198	0.17 to 0.23	97.0	70 to 130	0.303	20

Comments: The client submitted filtered samples for dissolved analysis, but no MB or LCS were submitted. Therefore, dissolved data is qualified.
LBM 09/01/20

Reported: 9/3/2020
Version: 3.1
COA_CCR

Alabama Power
General Test Laboratory
744 County Road 87, GSC #8
Calera, AL 35040

Alabama Power

Batch QC Summary

Customer Account: WMWGASAP
Sample Date: 7/28/20 11:25
Customer ID:
Delivery Date: 7/29/20 15:10

Description: Gaston Ash Pond - MW-21

Laboratory ID Number: BA14026

Sample	Analysis	Units	MB	MB Limit	Spike	MS	Sample Duplicate	Standard	Standard Limit	Rec	Rec Limit	Prec	Prec Limit
BA14026	Chloride	mg/L	0.0196	0.50	160	208	44.8	10.7	9 to 11	101	80 to 120	4.79	20
BA14029	Alkalinity, Total as CaCO3	mg/L					130	48.6	45.0 to 55.0			0.00	10
BA14026	Fluoride	mg/L	0.00423	0.05	2.50	2.63	0.0393	2.63	2.25 to 2.75	105	80 to 120	0.00	20
BA14026	Sulfate	mg/L	-0.401	0.50	320	493	181	18.7	18 to 22	98.8	80 to 120	2.23	20
BA14034	Solids, Dissolved	mg/L	0.0000	25			254	58.0	40 to 60			0.197	5

Comments: The client submitted filtered samples for dissolved analysis, but no MB or LCS were submitted. Therefore, dissolved data is qualified.
LBM 09/01/20

Reported: 9/3/2020
Version: 3.1
COA_CCR

Alabama Power
General Test Laboratory
744 County Road 87, GSC #8
Calera, AL 35040

Certificate Of Analysis

Alabama Power

Description: Gaston Ash Pond - MW-21 DUP

Location Code: WMWGASAP
Collected: 7/28/20 11:25
Customer ID:
Submittal Date: 7/29/20 15:10

Laboratory ID Number: BA14027

Name	Prepared	Analyzed	Vio Spec	DF	Results	Units	MDL	RL	Q
Analytical Method: EPA 200.7	***Analyst: RDA***				***Preparation Method: EPA 1638***				
* Boron, Total	8/4/20 14:03	8/5/20 11:28		1.015	1.86	mg/L	0.03	0.1	
* Calcium, Total	8/4/20 14:03	8/5/20 13:11		10.15	81.4	mg/L	1.015	5.075	
* Iron, Total	8/4/20 14:03	8/5/20 11:28		1.015	0.0404	mg/L	0.02	0.05	J
* Lithium, Total	8/4/20 14:03	8/5/20 11:28		1.015	Not Detected	mg/L	0.01	0.02	U
* Magnesium, Total	8/4/20 14:03	8/5/20 11:28		1.015	32.7	mg/L	0.1	0.5	
* Sodium, Total	8/4/20 14:03	8/5/20 11:28		1.015	26.1	mg/L	0.1	0.5	
Analytical Method: EPA 200.7	***Analyst: RDA***								
* Iron, Dissolved	8/5/20 09:34	8/5/20 14:57		1.015	0.0324	mg/L	0.02	0.05	J
Analytical Method: EPA 200.8	***Analyst: DLJ***				***Preparation Method: EPA 1638***				
* Antimony, Total	7/30/20 08:45	7/31/20 09:33		1.015	Not Detected	mg/L	0.0008	0.003	U
* Arsenic, Total	7/30/20 08:45	7/31/20 09:33		1.015	0.00173	mg/L	0.001	0.005	J
* Barium, Total	7/30/20 08:45	7/31/20 09:33		1.015	0.0234	mg/L	0.002	0.01	
* Beryllium, Total	7/30/20 08:45	7/31/20 09:33		1.015	Not Detected	mg/L	0.0006	0.003	U
* Cadmium, Total	7/30/20 08:45	7/31/20 09:33		1.015	Not Detected	mg/L	0.0003	0.001	U
* Chromium, Total	7/30/20 08:45	7/31/20 09:33		1.015	Not Detected	mg/L	0.002	0.01	U
* Cobalt, Total	7/30/20 08:45	7/31/20 09:33		1.015	Not Detected	mg/L	0.002	0.005	U
* Lead, Total	7/30/20 08:45	7/31/20 09:33		1.015	Not Detected	mg/L	0.001	0.005	U
* Molybdenum, Total	7/30/20 08:45	7/31/20 09:33		1.015	0.00976	mg/L	0.002	0.01	J
* Potassium, Total	7/30/20 08:45	7/31/20 09:33		1.015	2.21	mg/L	0.3	2.5	J
* Manganese, Total	7/30/20 08:45	7/31/20 09:33		1.015	0.0852	mg/L	0.001	0.005	
* Selenium, Total	7/30/20 08:45	7/31/20 09:33		1.015	Not Detected	mg/L	0.002	0.01	U
* Thallium, Total	7/30/20 08:45	7/31/20 09:33		1.015	Not Detected	mg/L	0.0002	0.001	U
Analytical Method: EPA 200.8	***Analyst: DLJ***								
* Manganese, Dissolved	7/30/20 11:42	7/30/20 16:21		1.015	0.102	mg/L	0.001	0.005	
Analytical Method: EPA 245.1	***Analyst: GAS***								
* Mercury, Total by CVAA	7/30/20 10:59	7/31/20 11:04		1	Not Detected	mg/L	0.0003	0.0005	U
Analytical Method: SM 2320 B	***Analyst: JAG***								
Alkalinity, Total as CaCO3	8/5/20 13:15	8/5/20 14:20		1	133	mg/L		0.1	
Analytical Method: SM 2540C	***Analyst: TJW***								
* Solids, Dissolved	7/31/20 12:55	8/4/20 11:00		1	482	mg/L		25	

MDL's and RL's are adjusted for sample dilution, as applicable

Comments: The client submitted filtered samples for dissolved analysis, but no MB or LCS were submitted. Therefore, dissolved data is qualified.
LBM 09/01/20

Alabama Power
General Test Laboratory
744 County Road 87, GSC #8
Calera, AL 35040

Certificate Of Analysis

Alabama Power

Description: Gaston Ash Pond - MW-21 DUP

Location Code: WMWGASAP
Collected: 7/28/20 11:25
Customer ID:
Submittal Date: 7/29/20 15:10

Laboratory ID Number: BA14027

Name	Prepared	Analyzed	Vio Spec	DF	Results	Units	MDL	RL	Q
Analytical Method: SM 4500CO2 D	***Analyst: JAG***								
Bicarbonate Alkalinity, (calc.)	8/5/20 13:15	8/5/20 14:20		1	132	mg/L			
Carbonate Alkalinity, (calc.)	8/5/20 13:15	8/5/20 14:20		1	0.57	mg/L			
Analytical Method: SM4500Cl E	***Analyst: JCC***								
* Chloride	7/30/20 13:44	7/30/20 13:44		5	57.1	mg/L	2.50	5	
Analytical Method: SM4500F G 2017	***Analyst: JCC***								
* Fluoride	7/31/20 11:59	7/31/20 11:59		1	Not Detected	mg/L	0.06	0.1	U
Analytical Method: SM4500SO4 E 2011	***Analyst: JCC***								
* Sulfate	8/5/20 13:11	8/5/20 13:11		10	188	mg/L	5.00	10	
Analytical Method: Field Measurements	***Analyst: TJD***								
Conductivity	7/28/20 11:19	7/28/20 11:19			572.93	uS/cm			FA
pH	7/28/20 11:19	7/28/20 11:19			7.58	SU			FA
Temperature	7/28/20 11:19	7/28/20 11:19			20.07	C			FA
Turbidity	7/28/20 11:19	7/28/20 11:19			5	NTU			FA

MDL's and RL's are adjusted for sample dilution, as applicable

Comments: The client submitted filtered samples for dissolved analysis, but no MB or LCS were submitted. Therefore, dissolved data is qualified.
LBM 09/01/20

Reported: 9/3/2020
Version: 3.1
COA_CCR

Alabama Power
General Test Laboratory
744 County Road 87, GSC #8
Calera, AL 35040

Batch QC Summary

Alabama Power

Customer Account: WMWGASAP
Sample Date: 7/28/20 11:25
Customer ID:
Delivery Date: 7/29/20 15:10

Description: Gaston Ash Pond - MW-21 DUP

Laboratory ID Number: BA14027

Sample	Analysis	Units	MB	MB Limit	Spike	MS	MSD	Standard	Standard Limit	Rec	Rec Limit	Prec	Prec Limit
BA14030	Magnesium, Total	mg/L	-0.000173	0.0462	5.00	31.3	31.0	5.09	4.25 to 5.75	102	70 to 130	0.963	20
BA14030	Sodium, Total	mg/L	0.000830	0.044	5.00	27.3	27.3	5.12	4.25 to 5.75	106	70 to 130	0.00	20
BA14030	Lithium, Total	mg/L	-0.000396	0.0154	0.20	0.248	0.250	0.200	0.17 to 0.23	106	70 to 130	0.803	20
BA14034	Lead, Total	mg/L	0.00000335	0.0001474	0.10	0.100	0.105	0.100	0.085 to 0.115	100	70 to 130	4.88	20
BA14034	Selenium, Total	mg/L	0.0000436	0.001	0.10	0.0996	0.0987	0.101	0.085 to 0.115	99.6	70 to 130	0.908	20
BA14034	Chromium, Total	mg/L	-0.0000134	0.00044	0.10	0.0970	0.100	0.103	0.085 to 0.115	97.0	70 to 130	3.05	20
BA14034	Antimony, Total	mg/L	0.000185	0.001	0.10	0.0943	0.0954	0.0946	0.085 to 0.115	94.3	70 to 130	1.16	20
BA14029	Manganese, Dissolved	mg/L	0.00000680	0.0001474	0.10	0.351	0.352	0.101	0.085 to 0.115	93.0	70 to 130	0.284	20
BA14030	Boron, Total	mg/L	-0.000965	0.0650254	1.00	2.98	3.01	0.990	0.85 to 1.15	93.0	70 to 130	1.00	20
BA14034	Cadmium, Total	mg/L	-0.00000527	0.0001474	0.10	0.0968	0.0970	0.0994	0.085 to 0.115	96.8	70 to 130	0.206	20
BA14034	Cobalt, Total	mg/L	-0.0000202	0.0001474	0.10	0.0971	0.0994	0.103	0.085 to 0.115	97.1	70 to 130	2.34	20
BA14034	Potassium, Total	mg/L	0.00712	0.3674	10.0	10.2	10.3	10.2	8.5 to 11.5	98.5	70 to 130	0.976	20
BA14034	Manganese, Total	mg/L	-0.00000299	0.0001474	0.10	0.135	0.135	0.101	0.085 to 0.115	95.6	70 to 130	0.00	20
BA14030	Iron, Total	mg/L	-0.000794	0.0176	0.2	0.213	0.214	0.203	0.17 to 0.23	106	70 to 130	0.468	20
BA14031	Iron, Dissolved	mg/L	-0.000907	0.0176	0.2	0.330	0.331	0.198	0.17 to 0.23	97.0	70 to 130	0.303	20
BA14034	Arsenic, Total	mg/L	0.0000225	0.0001474	0.10	0.104	0.106	0.106	0.085 to 0.115	102	70 to 130	1.90	20
BA14034	Barium, Total	mg/L	0.00000017	0.0002	0.10	0.113	0.114	0.0978	0.085 to 0.115	92.4	70 to 130	0.881	20
BA14034	Beryllium, Total	mg/L	0.0000418	0.00088	0.10	0.0959	0.0978	0.0929	0.085 to 0.115	95.9	70 to 130	1.96	20
BA14034	Thallium, Total	mg/L	0.00000007	0.0001474	0.10	0.106	0.110	0.103	0.085 to 0.115	106	70 to 130	3.70	20
BA14030	Calcium, Total	mg/L	-0.00434	0.1518	5.00	73.5	72.7	5.09	4.25 to 5.75	114	70 to 130	1.09	20
BA14034	Molybdenum, Total	mg/L	0.0000191	0.0001474	0.10	0.0958	0.0964	0.0977	0.085 to 0.115	95.8	70 to 130	0.624	20
BA14030	Mercury, Total by CVAA	mg/L	0.0000485	0.0005	0.004	0.00372	0.00368	0.00376	0.0034 to 0.0046	93.0	70 to 130	1.08	20

Comments: The client submitted filtered samples for dissolved analysis, but no MB or LCS were submitted. Therefore, dissolved data is qualified.
LBM 09/01/20

Reported: 9/3/2020
Version: 3.1
COA_CCR

Alabama Power
General Test Laboratory
744 County Road 87, GSC #8
Calera, AL 35040

Alabama Power

Batch QC Summary

Customer Account: WMWGASAP
Sample Date: 7/28/20 11:25
Customer ID:
Delivery Date: 7/29/20 15:10

Description: Gaston Ash Pond - MW-21 DUP

Laboratory ID Number: BA14027

Sample	Analysis	Units	MB	MB Limit	Spike	MS	Sample Duplicate	Standard	Standard Limit	Rec	Rec Limit	Prec	Prec Limit
BA14034	Fluoride	mg/L	0.00305	0.05	2.50	2.68	0.0722	2.62	2.25 to 2.75	104	80 to 120	2.73	20
BA14034	Sulfate	mg/L	-0.505	0.50	20.0	21.8	3.09	18.7	18 to 22	92.8	80 to 120	5.05	20
BA14034	Chloride	mg/L	0.00679	0.50	10.0	14.1	3.78	10.6	9 to 11	103	80 to 120	0.265	20
BA14034	Solids, Dissolved	mg/L	0.0000	25			254	58.0	40 to 60			0.197	5
BA14029	Alkalinity, Total as CaCO3	mg/L					130	48.6	45.0 to 55.0			0.00	10

Comments: The client submitted filtered samples for dissolved analysis, but no MB or LCS were submitted. Therefore, dissolved data is qualified.
LBM 09/01/20

Reported: 9/3/2020
Version: 3.1
COA_CCR

Alabama Power
General Test Laboratory
744 County Road 87, GSC #8
Calera, AL 35040

Certificate Of Analysis

Alabama Power

Description: Gaston Ash Pond - MW-22

Location Code: WMWGASAP
Collected: 7/28/20 12:25
Customer ID:
Submittal Date: 7/29/20 15:10

Laboratory ID Number: BA14028

Name	Prepared	Analyzed	Vio Spec	DF	Results	Units	MDL	RL	Q
Analytical Method: EPA 200.7	***Analyst: RDA***				***Preparation Method: EPA 1638***				
* Boron, Total	8/4/20 14:03	8/5/20 11:31		1.015	1.97	mg/L	0.03	0.1	
* Calcium, Total	8/4/20 14:03	8/5/20 13:14		10.15	92.3	mg/L	1.015	5.075	
* Iron, Total	8/4/20 14:03	8/5/20 11:31		1.015	0.0346	mg/L	0.02	0.05	J
* Lithium, Total	8/4/20 14:03	8/5/20 11:31		1.015	Not Detected	mg/L	0.01	0.02	U
* Magnesium, Total	8/4/20 14:03	8/5/20 11:31		1.015	29.8	mg/L	0.1	0.5	
* Sodium, Total	8/4/20 14:03	8/5/20 11:31		1.015	24.2	mg/L	0.1	0.5	
Analytical Method: EPA 200.7	***Analyst: RDA***								
* Iron, Dissolved	8/5/20 09:34	8/5/20 15:00		1.015	0.0285	mg/L	0.02	0.05	J
Analytical Method: EPA 200.8	***Analyst: DLJ***				***Preparation Method: EPA 1638***				
* Antimony, Total	7/30/20 08:45	7/31/20 09:35		1.015	Not Detected	mg/L	0.0008	0.003	U
* Arsenic, Total	7/30/20 08:45	7/31/20 09:35		1.015	Not Detected	mg/L	0.001	0.005	U
* Barium, Total	7/30/20 08:45	7/31/20 09:35		1.015	0.0406	mg/L	0.002	0.01	
* Beryllium, Total	7/30/20 08:45	7/31/20 09:35		1.015	Not Detected	mg/L	0.0006	0.003	U
* Cadmium, Total	7/30/20 08:45	7/31/20 09:35		1.015	Not Detected	mg/L	0.0003	0.001	U
* Chromium, Total	7/30/20 08:45	7/31/20 09:35		1.015	Not Detected	mg/L	0.002	0.01	U
* Cobalt, Total	7/30/20 08:45	7/31/20 09:35		1.015	Not Detected	mg/L	0.002	0.005	U
* Lead, Total	7/30/20 08:45	7/31/20 09:35		1.015	Not Detected	mg/L	0.001	0.005	U
* Molybdenum, Total	7/30/20 08:45	7/31/20 09:35		1.015	0.0677	mg/L	0.002	0.01	
* Potassium, Total	7/30/20 08:45	7/31/20 09:35		1.015	3.18	mg/L	0.3	2.5	
* Manganese, Total	7/30/20 08:45	7/31/20 09:35		1.015	0.271	mg/L	0.001	0.005	
* Selenium, Total	7/30/20 08:45	7/31/20 09:35		1.015	Not Detected	mg/L	0.002	0.01	U
* Thallium, Total	7/30/20 08:45	7/31/20 09:35		1.015	Not Detected	mg/L	0.0002	0.001	U
Analytical Method: EPA 200.8	***Analyst: DLJ***								
* Manganese, Dissolved	7/30/20 11:42	7/30/20 16:24		1.015	0.260	mg/L	0.001	0.005	
Analytical Method: EPA 245.1	***Analyst: GAS***								
* Mercury, Total by CVAA	7/30/20 10:59	7/31/20 11:07		1	Not Detected	mg/L	0.0003	0.0005	U
Analytical Method: SM 2320 B	***Analyst: JAG***								
Alkalinity, Total as CaCO3	8/5/20 13:15	8/5/20 14:20		1	132	mg/L		0.1	
Analytical Method: SM 2540C	***Analyst: TJW***								
* Solids, Dissolved	7/31/20 12:55	8/4/20 11:00		1	500	mg/L		25	

MDL's and RL's are adjusted for sample dilution, as applicable

Comments: The client submitted filtered samples for dissolved analysis, but no MB or LCS were submitted. Therefore, dissolved data is qualified.
LBM 09/01/20

Alabama Power
General Test Laboratory
744 County Road 87, GSC #8
Calera, AL 35040

Certificate Of Analysis

Alabama Power

Description: Gaston Ash Pond - MW-22

Location Code: WMWGASAP
Collected: 7/28/20 12:25
Customer ID:
Submittal Date: 7/29/20 15:10

Laboratory ID Number: BA14028

Name	Prepared	Analyzed	Vio Spec	DF	Results	Units	MDL	RL	Q
Analytical Method: SM 4500CO2 D	***Analyst: JAG***								
Bicarbonate Alkalinity, (calc.)	8/5/20 13:15	8/5/20 14:20		1	132	mg/L			
Carbonate Alkalinity, (calc.)	8/5/20 13:15	8/5/20 14:20		1	0.38	mg/L			
Analytical Method: SM4500Cl E	***Analyst: JCC***								
* Chloride	7/30/20 13:45	7/30/20 13:45		10	66.1	mg/L	5.00	10	
Analytical Method: SM4500F G 2017	***Analyst: JCC***								
* Fluoride	7/31/20 12:00	7/31/20 12:00		1	Not Detected	mg/L	0.06	0.1	U
Analytical Method: SM4500SO4 E 2011	***Analyst: JCC***								
* Sulfate	8/5/20 13:12	8/5/20 13:12		10	175	mg/L	5.00	10	
Analytical Method: Field Measurements	***Analyst: TJD***								
Conductivity	7/28/20 12:23	7/28/20 12:23			676.88	uS/cm			FA
pH	7/28/20 12:23	7/28/20 12:23			7.43	SU			FA
Temperature	7/28/20 12:23	7/28/20 12:23			20.42	C			FA
Turbidity	7/28/20 12:23	7/28/20 12:23			2.03	NTU			FA

MDL's and RL's are adjusted for sample dilution, as applicable

Comments: The client submitted filtered samples for dissolved analysis, but no MB or LCS were submitted. Therefore, dissolved data is qualified.
LBM 09/01/20

Reported: 9/3/2020
Version: 3.1
COA_CCR

Alabama Power
General Test Laboratory
744 County Road 87, GSC #8
Calera, AL 35040

Batch QC Summary

Alabama Power

Customer Account: WMWGASAP
Sample Date: 7/28/20 12:25
Customer ID:
Delivery Date: 7/29/20 15:10

Description: Gaston Ash Pond - MW-22

Laboratory ID Number: BA14028

Sample	Analysis	Units	MB	MB Limit	Spike	MS	MSD	Standard	Standard Limit	Rec	Rec Limit	Prec	Prec Limit
BA14030	Mercury, Total by CVAA	mg/L	0.0000485	0.0005	0.004	0.00372	0.00368	0.00376	0.0034 to 0.0046	93.0	70 to 130	1.08	20
BA14030	Lithium, Total	mg/L	-0.000396	0.0154	0.20	0.248	0.250	0.200	0.17 to 0.23	106	70 to 130	0.803	20
BA14034	Lead, Total	mg/L	0.00000335	0.0001474	0.10	0.100	0.105	0.100	0.085 to 0.115	100	70 to 130	4.88	20
BA14034	Selenium, Total	mg/L	0.0000436	0.001	0.10	0.0996	0.0987	0.101	0.085 to 0.115	99.6	70 to 130	0.908	20
BA14030	Iron, Total	mg/L	-0.000794	0.0176	0.2	0.213	0.214	0.203	0.17 to 0.23	106	70 to 130	0.468	20
BA14031	Iron, Dissolved	mg/L	-0.000907	0.0176	0.2	0.330	0.331	0.198	0.17 to 0.23	97.0	70 to 130	0.303	20
BA14034	Arsenic, Total	mg/L	0.0000225	0.0001474	0.10	0.104	0.106	0.106	0.085 to 0.115	102	70 to 130	1.90	20
BA14034	Barium, Total	mg/L	0.00000017	0.0002	0.10	0.113	0.114	0.0978	0.085 to 0.115	92.4	70 to 130	0.881	20
BA14034	Beryllium, Total	mg/L	0.0000418	0.00088	0.10	0.0959	0.0978	0.0929	0.085 to 0.115	95.9	70 to 130	1.96	20
BA14034	Thallium, Total	mg/L	0.00000007	0.0001474	0.10	0.106	0.110	0.103	0.085 to 0.115	106	70 to 130	3.70	20
BA14030	Calcium, Total	mg/L	-0.00434	0.1518	5.00	73.5	72.7	5.09	4.25 to 5.75	114	70 to 130	1.09	20
BA14034	Molybdenum, Total	mg/L	0.0000191	0.0001474	0.10	0.0958	0.0964	0.0977	0.085 to 0.115	95.8	70 to 130	0.624	20
BA14030	Magnesium, Total	mg/L	-0.000173	0.0462	5.00	31.3	31.0	5.09	4.25 to 5.75	102	70 to 130	0.963	20
BA14030	Sodium, Total	mg/L	0.000830	0.044	5.00	27.3	27.3	5.12	4.25 to 5.75	106	70 to 130	0.00	20
BA14034	Chromium, Total	mg/L	-0.0000134	0.00044	0.10	0.0970	0.100	0.103	0.085 to 0.115	97.0	70 to 130	3.05	20
BA14034	Antimony, Total	mg/L	0.000185	0.001	0.10	0.0943	0.0954	0.0946	0.085 to 0.115	94.3	70 to 130	1.16	20
BA14029	Manganese, Dissolved	mg/L	0.00000680	0.0001474	0.10	0.351	0.352	0.101	0.085 to 0.115	93.0	70 to 130	0.284	20
BA14030	Boron, Total	mg/L	-0.000965	0.0650254	1.00	2.98	3.01	0.990	0.85 to 1.15	93.0	70 to 130	1.00	20
BA14034	Cadmium, Total	mg/L	-0.00000527	0.0001474	0.10	0.0968	0.0970	0.0994	0.085 to 0.115	96.8	70 to 130	0.206	20
BA14034	Cobalt, Total	mg/L	-0.0000202	0.0001474	0.10	0.0971	0.0994	0.103	0.085 to 0.115	97.1	70 to 130	2.34	20
BA14034	Potassium, Total	mg/L	0.00712	0.3674	10.0	10.2	10.3	10.2	8.5 to 11.5	98.5	70 to 130	0.976	20
BA14034	Manganese, Total	mg/L	-0.00000299	0.0001474	0.10	0.135	0.135	0.101	0.085 to 0.115	95.6	70 to 130	0.00	20

Comments: The client submitted filtered samples for dissolved analysis, but no MB or LCS were submitted. Therefore, dissolved data is qualified.
LBM 09/01/20

Reported: 9/3/2020
Version: 3.1
COA_CCR

Alabama Power
General Test Laboratory
744 County Road 87, GSC #8
Calera, AL 35040

Alabama Power

Batch QC Summary

Customer Account: WMWGASAP
Sample Date: 7/28/20 12:25
Customer ID:
Delivery Date: 7/29/20 15:10

Description: Gaston Ash Pond - MW-22

Laboratory ID Number: BA14028

Sample	Analysis	Units	MB	MB Limit	Spike	MS	Sample Duplicate	Standard	Standard Limit	Rec	Rec Limit	Prec	Prec Limit
BA14034	Fluoride	mg/L	0.00305	0.05	2.50	2.68	0.0722	2.62	2.25 to 2.75	104	80 to 120	2.73	20
BA14029	Alkalinity, Total as CaCO3	mg/L					130	48.6	45.0 to 55.0			0.00	10
BA14034	Sulfate	mg/L	-0.505	0.50	20.0	21.8	3.09	18.7	18 to 22	92.8	80 to 120	5.05	20
BA14034	Chloride	mg/L	0.00679	0.50	10.0	14.1	3.78	10.6	9 to 11	103	80 to 120	0.265	20
BA14034	Solids, Dissolved	mg/L	0.0000	25			254	58.0	40 to 60			0.197	5

Comments: The client submitted filtered samples for dissolved analysis, but no MB or LCS were submitted. Therefore, dissolved data is qualified.
LBM 09/01/20

Reported: 9/3/2020
Version: 3.1
COA_CCR

Alabama Power
General Test Laboratory
744 County Road 87, GSC #8
Calera, AL 35040

Certificate Of Analysis

Alabama Power

Description: Gaston Ash Pond - MW-22 DUP

Location Code: WMWGASAP
Collected: 7/28/20 12:25
Customer ID:
Submittal Date: 7/29/20 15:10

Laboratory ID Number: BA14029

Name	Prepared	Analyzed	Vio Spec	DF	Results	Units	MDL	RL	Q
Analytical Method: EPA 200.7	***Analyst: RDA***				***Preparation Method: EPA 1638***				
* Boron, Total	8/4/20 14:03	8/5/20 11:34		1.015	1.99	mg/L	0.03	0.1	
* Calcium, Total	8/4/20 14:03	8/5/20 13:17		10.15	90.0	mg/L	1.015	5.075	
* Iron, Total	8/4/20 14:03	8/5/20 11:34		1.015	0.0369	mg/L	0.02	0.05	J
* Lithium, Total	8/4/20 14:03	8/5/20 11:34		1.015	Not Detected	mg/L	0.01	0.02	U
* Magnesium, Total	8/4/20 14:03	8/5/20 11:34		1.015	29.7	mg/L	0.1	0.5	
* Sodium, Total	8/4/20 14:03	8/5/20 11:34		1.015	24.3	mg/L	0.1	0.5	
Analytical Method: EPA 200.7	***Analyst: RDA***								
* Iron, Dissolved	8/5/20 09:34	8/5/20 15:03		1.015	0.0283	mg/L	0.02	0.05	J
Analytical Method: EPA 200.8	***Analyst: DLJ***				***Preparation Method: EPA 1638***				
* Antimony, Total	7/30/20 08:45	7/31/20 09:38		1.015	Not Detected	mg/L	0.0008	0.003	U
* Arsenic, Total	7/30/20 08:45	7/31/20 09:38		1.015	Not Detected	mg/L	0.001	0.005	U
* Barium, Total	7/30/20 08:45	7/31/20 09:38		1.015	0.0405	mg/L	0.002	0.01	
* Beryllium, Total	7/30/20 08:45	7/31/20 09:38		1.015	Not Detected	mg/L	0.0006	0.003	U
* Cadmium, Total	7/30/20 08:45	7/31/20 09:38		1.015	Not Detected	mg/L	0.0003	0.001	U
* Chromium, Total	7/30/20 08:45	7/31/20 09:38		1.015	Not Detected	mg/L	0.002	0.01	U
* Cobalt, Total	7/30/20 08:45	7/31/20 09:38		1.015	Not Detected	mg/L	0.002	0.005	U
* Lead, Total	7/30/20 08:45	7/31/20 09:38		1.015	Not Detected	mg/L	0.001	0.005	U
* Molybdenum, Total	7/30/20 08:45	7/31/20 09:38		1.015	0.0686	mg/L	0.002	0.01	
* Potassium, Total	7/30/20 08:45	7/31/20 09:38		1.015	3.12	mg/L	0.3	2.5	
* Manganese, Total	7/30/20 08:45	7/31/20 09:38		1.015	0.272	mg/L	0.001	0.005	
* Selenium, Total	7/30/20 08:45	7/31/20 09:38		1.015	Not Detected	mg/L	0.002	0.01	U
* Thallium, Total	7/30/20 08:45	7/31/20 09:38		1.015	Not Detected	mg/L	0.0002	0.001	U
Analytical Method: EPA 200.8	***Analyst: DLJ***								
* Manganese, Dissolved	7/30/20 11:42	7/30/20 16:27		1.015	0.258	mg/L	0.001	0.005	
Analytical Method: EPA 245.1	***Analyst: GAS***								
* Mercury, Total by CVAA	7/30/20 10:59	7/31/20 11:09		1	Not Detected	mg/L	0.0003	0.0005	U
Analytical Method: SM 2320 B	***Analyst: JAG***								
Alkalinity, Total as CaCO3	8/5/20 13:15	8/5/20 14:20		1	130	mg/L		0.1	
Analytical Method: SM 2540C	***Analyst: TJW***								
* Solids, Dissolved	7/31/20 12:55	8/4/20 11:00		1	487	mg/L		25	

MDL's and RL's are adjusted for sample dilution, as applicable

Comments: The client submitted filtered samples for dissolved analysis, but no MB or LCS were submitted. Therefore, dissolved data is qualified.
LBM 09/01/20

Alabama Power
General Test Laboratory
744 County Road 87, GSC #8
Calera, AL 35040

Certificate Of Analysis

Alabama Power

Description: Gaston Ash Pond - MW-22 DUP

Location Code: WMWGASAP
Collected: 7/28/20 12:25
Customer ID:
Submittal Date: 7/29/20 15:10

Laboratory ID Number: BA14029

Name	Prepared	Analyzed	Vio Spec	DF	Results	Units	MDL	RL	Q
Analytical Method: SM 4500CO2 D	***Analyst: JAG***								
Bicarbonate Alkalinity, (calc.)	8/5/20 13:15	8/5/20 14:20		1	130	mg/L			
Carbonate Alkalinity, (calc.)	8/5/20 13:15	8/5/20 14:20		1	0.38	mg/L			
Analytical Method: SM4500Cl E	***Analyst: JCC***								
* Chloride	7/30/20 13:47	7/30/20 13:47		10	62.0	mg/L	5.00	10	
Analytical Method: SM4500F G 2017	***Analyst: JCC***								
* Fluoride	7/31/20 12:02	7/31/20 12:02		1	Not Detected	mg/L	0.06	0.1	U
Analytical Method: SM4500SO4 E 2011	***Analyst: JCC***								
* Sulfate	8/5/20 13:13	8/5/20 13:13		10	182	mg/L	5.00	10	
Analytical Method: Field Measurements	***Analyst: TJD***								
Conductivity	7/28/20 12:23	7/28/20 12:23			676.88	uS/cm			FA
pH	7/28/20 12:23	7/28/20 12:23			7.43	SU			FA
Temperature	7/28/20 12:23	7/28/20 12:23			20.42	C			FA
Turbidity	7/28/20 12:23	7/28/20 12:23			2.03	NTU			FA

MDL's and RL's are adjusted for sample dilution, as applicable

Comments: The client submitted filtered samples for dissolved analysis, but no MB or LCS were submitted. Therefore, dissolved data is qualified.
LBM 09/01/20

Reported: 9/3/2020
Version: 3.1
COA_CCR

Alabama Power
General Test Laboratory
744 County Road 87, GSC #8
Calera, AL 35040

Batch QC Summary

Alabama Power

Customer Account: WMWGASAP
Sample Date: 7/28/20 12:25
Customer ID:
Delivery Date: 7/29/20 15:10

Description: Gaston Ash Pond - MW-22 DUP

Laboratory ID Number: BA14029

Sample	Analysis	Units	MB	MB Limit	Spike	MS	MSD	Standard	Standard Limit	Rec	Rec Limit	Prec	Prec Limit
BA14030	Magnesium, Total	mg/L	-0.000173	0.0462	5.00	31.3	31.0	5.09	4.25 to 5.75	102	70 to 130	0.963	20
BA14030	Mercury, Total by CVAA	mg/L	0.0000485	0.0005	0.004	0.00372	0.00368	0.00376	0.0034 to 0.0046	93.0	70 to 130	1.08	20
BA14030	Lithium, Total	mg/L	-0.000396	0.0154	0.20	0.248	0.250	0.200	0.17 to 0.23	106	70 to 130	0.803	20
BA14034	Lead, Total	mg/L	0.00000335	0.0001474	0.10	0.100	0.105	0.100	0.085 to 0.115	100	70 to 130	4.88	20
BA14034	Selenium, Total	mg/L	0.0000436	0.001	0.10	0.0996	0.0987	0.101	0.085 to 0.115	99.6	70 to 130	0.908	20
BA14030	Iron, Total	mg/L	-0.000794	0.0176	0.2	0.213	0.214	0.203	0.17 to 0.23	106	70 to 130	0.468	20
BA14031	Iron, Dissolved	mg/L	-0.000907	0.0176	0.2	0.330	0.331	0.198	0.17 to 0.23	97.0	70 to 130	0.303	20
BA14034	Arsenic, Total	mg/L	0.0000225	0.0001474	0.10	0.104	0.106	0.106	0.085 to 0.115	102	70 to 130	1.90	20
BA14034	Barium, Total	mg/L	0.00000017	0.0002	0.10	0.113	0.114	0.0978	0.085 to 0.115	92.4	70 to 130	0.881	20
BA14034	Beryllium, Total	mg/L	0.0000418	0.00088	0.10	0.0959	0.0978	0.0929	0.085 to 0.115	95.9	70 to 130	1.96	20
BA14034	Thallium, Total	mg/L	0.00000007	0.0001474	0.10	0.106	0.110	0.103	0.085 to 0.115	106	70 to 130	3.70	20
BA14029	Manganese, Dissolved	mg/L	0.00000680	0.0001474	0.10	0.351	0.352	0.101	0.085 to 0.115	93.0	70 to 130	0.284	20
BA14030	Boron, Total	mg/L	-0.000965	0.0650254	1.00	2.98	3.01	0.990	0.85 to 1.15	93.0	70 to 130	1.00	20
BA14034	Cadmium, Total	mg/L	-0.00000527	0.0001474	0.10	0.0968	0.0970	0.0994	0.085 to 0.115	96.8	70 to 130	0.206	20
BA14034	Cobalt, Total	mg/L	-0.0000202	0.0001474	0.10	0.0971	0.0994	0.103	0.085 to 0.115	97.1	70 to 130	2.34	20
BA14034	Potassium, Total	mg/L	0.00712	0.3674	10.0	10.2	10.3	10.2	8.5 to 11.5	98.5	70 to 130	0.976	20
BA14034	Manganese, Total	mg/L	-0.00000299	0.0001474	0.10	0.135	0.135	0.101	0.085 to 0.115	95.6	70 to 130	0.00	20
BA14030	Sodium, Total	mg/L	0.000830	0.044	5.00	27.3	27.3	5.12	4.25 to 5.75	106	70 to 130	0.00	20
BA14034	Chromium, Total	mg/L	-0.0000134	0.00044	0.10	0.0970	0.100	0.103	0.085 to 0.115	97.0	70 to 130	3.05	20
BA14034	Antimony, Total	mg/L	0.000185	0.001	0.10	0.0943	0.0954	0.0946	0.085 to 0.115	94.3	70 to 130	1.16	20
BA14030	Calcium, Total	mg/L	-0.00434	0.1518	5.00	73.5	72.7	5.09	4.25 to 5.75	114	70 to 130	1.09	20
BA14034	Molybdenum, Total	mg/L	0.0000191	0.0001474	0.10	0.0958	0.0964	0.0977	0.085 to 0.115	95.8	70 to 130	0.624	20

Comments: The client submitted filtered samples for dissolved analysis, but no MB or LCS were submitted. Therefore, dissolved data is qualified.
LBM 09/01/20

Reported: 9/3/2020
Version: 3.1
COA_CCR

Alabama Power
General Test Laboratory
744 County Road 87, GSC #8
Calera, AL 35040

Alabama Power

Batch QC Summary

Customer Account: WMWGASAP
Sample Date: 7/28/20 12:25
Customer ID:
Delivery Date: 7/29/20 15:10

Description: Gaston Ash Pond - MW-22 DUP

Laboratory ID Number: BA14029

Sample	Analysis	Units	MB	MB Limit	Spike	MS	Sample Duplicate	Standard	Standard Limit	Rec	Rec Limit	Prec	Prec Limit
BA14034	Fluoride	mg/L	0.00305	0.05	2.50	2.68	0.0722	2.62	2.25 to 2.75	104	80 to 120	2.73	20
BA14029	Alkalinity, Total as CaCO3	mg/L					130	48.6	45.0 to 55.0			0.00	10
BA14034	Sulfate	mg/L	-0.505	0.50	20.0	21.8	3.09	18.7	18 to 22	92.8	80 to 120	5.05	20
BA14034	Chloride	mg/L	0.00679	0.50	10.0	14.1	3.78	10.6	9 to 11	103	80 to 120	0.265	20
BA14034	Solids, Dissolved	mg/L	0.0000	25			254	58.0	40 to 60			0.197	5

Comments: The client submitted filtered samples for dissolved analysis, but no MB or LCS were submitted. Therefore, dissolved data is qualified.
LBM 09/01/20

Reported: 9/3/2020
Version: 3.1
COA_CCR

Alabama Power
General Test Laboratory
744 County Road 87, GSC #8
Calera, AL 35040

Certificate Of Analysis

Alabama Power

Description: Gaston Ash Pond - MW-5

Location Code: WMWGASAP
Collected: 7/28/20 13:40
Customer ID:
Submittal Date: 7/29/20 15:10

Laboratory ID Number: BA14030

Name	Prepared	Analyzed	Vio Spec	DF	Results	Units	MDL	RL	Q
Analytical Method: EPA 200.7	***Analyst: RDA***				***Preparation Method: EPA 1638***				
* Boron, Total	8/4/20 14:03	8/5/20 11:36		1.015	2.05	mg/L	0.03	0.1	
* Calcium, Total	8/4/20 14:03	8/5/20 13:20		10.15	67.8	mg/L	1.015	5.075	
* Iron, Total	8/4/20 14:03	8/5/20 11:36		1.015	Not Detected	mg/L	0.02	0.05	U
* Lithium, Total	8/4/20 14:03	8/5/20 11:36		1.015	0.0361	mg/L	0.01	0.02	
* Magnesium, Total	8/4/20 14:03	8/5/20 11:36		1.015	26.2	mg/L	0.1	0.5	
* Sodium, Total	8/4/20 14:03	8/5/20 11:36		1.015	22.0	mg/L	0.1	0.5	
Analytical Method: EPA 200.7	***Analyst: RDA***								
* Iron, Dissolved	8/5/20 09:34	8/5/20 15:06		1.015	Not Detected	mg/L	0.02	0.05	U
Analytical Method: EPA 200.8	***Analyst: DLJ***				***Preparation Method: EPA 1638***				
* Antimony, Total	7/30/20 08:45	7/31/20 09:41		1.015	Not Detected	mg/L	0.0008	0.003	U
* Arsenic, Total	7/30/20 08:45	7/31/20 09:41		1.015	Not Detected	mg/L	0.001	0.005	U
* Barium, Total	7/30/20 08:45	7/31/20 09:41		1.015	0.0332	mg/L	0.002	0.01	
* Beryllium, Total	7/30/20 08:45	7/31/20 09:41		1.015	Not Detected	mg/L	0.0006	0.003	U
* Cadmium, Total	7/30/20 08:45	7/31/20 09:41		1.015	Not Detected	mg/L	0.0003	0.001	U
* Chromium, Total	7/30/20 08:45	7/31/20 09:41		1.015	Not Detected	mg/L	0.002	0.01	U
* Cobalt, Total	7/30/20 08:45	7/31/20 09:41		1.015	Not Detected	mg/L	0.002	0.005	U
* Lead, Total	7/30/20 08:45	7/31/20 09:41		1.015	Not Detected	mg/L	0.001	0.005	U
* Molybdenum, Total	7/30/20 08:45	7/31/20 09:41		1.015	0.215	mg/L	0.002	0.01	
* Potassium, Total	7/30/20 08:45	7/31/20 09:41		1.015	2.88	mg/L	0.3	2.5	
* Manganese, Total	7/30/20 08:45	7/31/20 09:41		1.015	0.0140	mg/L	0.001	0.005	
* Selenium, Total	7/30/20 08:45	7/31/20 09:41		1.015	Not Detected	mg/L	0.002	0.01	U
* Thallium, Total	7/30/20 08:45	7/31/20 09:41		1.015	Not Detected	mg/L	0.0002	0.001	U
Analytical Method: EPA 200.8	***Analyst: DLJ***								
* Manganese, Dissolved	7/30/20 11:42	7/30/20 16:48		1.015	0.0121	mg/L	0.001	0.005	
Analytical Method: EPA 245.1	***Analyst: GAS***								
* Mercury, Total by CVAA	7/30/20 10:59	7/31/20 11:11		1	Not Detected	mg/L	0.0003	0.0005	U
Analytical Method: SM 2320 B	***Analyst: JAG***								
Alkalinity, Total as CaCO3	8/5/20 14:20	8/5/20 14:40		1	123	mg/L		0.1	
Analytical Method: SM 2540C	***Analyst: TJW***								
* Solids, Dissolved	7/31/20 12:55	8/4/20 11:00		1	406	mg/L		25	

MDL's and RL's are adjusted for sample dilution, as applicable

Comments: The client submitted filtered samples for dissolved analysis, but no MB or LCS were submitted. Therefore, dissolved data is qualified.
LBM 09/01/20

Alabama Power
General Test Laboratory
744 County Road 87, GSC #8
Calera, AL 35040

Certificate Of Analysis

Alabama Power

Description: Gaston Ash Pond - MW-5

Location Code: WMWGASAP
Collected: 7/28/20 13:40
Customer ID:
Submittal Date: 7/29/20 15:10

Laboratory ID Number: BA14030

Name	Prepared	Analyzed	Vio Spec	DF	Results	Units	MDL	RL	Q
Analytical Method: SM 4500CO2 D	***Analyst: JAG***								
Bicarbonate Alkalinity, (calc.)	8/5/20 14:20	8/5/20 14:40		1	122	mg/L			
Carbonate Alkalinity, (calc.)	8/5/20 14:20	8/5/20 14:40		1	0.60	mg/L			
Analytical Method: SM4500Cl E	***Analyst: JCC***								
* Chloride	7/30/20 13:48	7/30/20 13:48		8	44.2	mg/L	4.00	8	
Analytical Method: SM4500F G 2017	***Analyst: JCC***								
* Fluoride	7/31/20 12:03	7/31/20 12:03		1	Not Detected	mg/L	0.06	0.1	U
Analytical Method: SM4500SO4 E 2011	***Analyst: JCC***								
* Sulfate	8/5/20 13:14	8/5/20 13:14		8	152	mg/L	4.00	8	
Analytical Method: Field Measurements	***Analyst: TJD***								
Conductivity	7/28/20 13:38	7/28/20 13:38			587.71	uS/cm			FA
pH	7/28/20 13:38	7/28/20 13:38			7.70	SU			FA
Temperature	7/28/20 13:38	7/28/20 13:38			22.33	C			FA
Turbidity	7/28/20 13:38	7/28/20 13:38			2.61	NTU			FA

MDL's and RL's are adjusted for sample dilution, as applicable

Comments: The client submitted filtered samples for dissolved analysis, but no MB or LCS were submitted. Therefore, dissolved data is qualified.
LBM 09/01/20

Reported: 9/3/2020
Version: 3.1
COA_CCR

Alabama Power
General Test Laboratory
744 County Road 87, GSC #8
Calera, AL 35040

Batch QC Summary

Alabama Power

Customer Account: WMWGASAP
Sample Date: 7/28/20 13:40
Customer ID:
Delivery Date: 7/29/20 15:10

Description: Gaston Ash Pond - MW-5

Laboratory ID Number: BA14030

Sample	Analysis	Units	MB	MB Limit	Spike	MS	MSD	Standard	Standard Limit	Rec	Rec Limit	Prec	Prec Limit
BA14030	Magnesium, Total	mg/L	-0.000173	0.0462	5.00	31.3	31.0	5.09	4.25 to 5.75	102	70 to 130	0.963	20
BA14030	Mercury, Total by CVAA	mg/L	0.0000485	0.0005	0.004	0.00372	0.00368	0.00376	0.0034 to 0.0046	93.0	70 to 130	1.08	20
BA14030	Lithium, Total	mg/L	-0.000396	0.0154	0.20	0.248	0.250	0.200	0.17 to 0.23	106	70 to 130	0.803	20
BA14034	Manganese, Dissolved	mg/L	0.00000942	0.0001474	0.10	0.137	0.136	0.101	0.085 to 0.115	99.0	70 to 130	0.733	20
BA14034	Lead, Total	mg/L	0.00000335	0.0001474	0.10	0.100	0.105	0.100	0.085 to 0.115	100	70 to 130	4.88	20
BA14034	Selenium, Total	mg/L	0.0000436	0.001	0.10	0.0996	0.0987	0.101	0.085 to 0.115	99.6	70 to 130	0.908	20
BA14030	Iron, Total	mg/L	-0.000794	0.0176	0.2	0.213	0.214	0.203	0.17 to 0.23	106	70 to 130	0.468	20
BA14031	Iron, Dissolved	mg/L	-0.000907	0.0176	0.2	0.330	0.331	0.198	0.17 to 0.23	97.0	70 to 130	0.303	20
BA14034	Arsenic, Total	mg/L	0.0000225	0.0001474	0.10	0.104	0.106	0.106	0.085 to 0.115	102	70 to 130	1.90	20
BA14034	Barium, Total	mg/L	0.00000017	0.0002	0.10	0.113	0.114	0.0978	0.085 to 0.115	92.4	70 to 130	0.881	20
BA14034	Beryllium, Total	mg/L	0.0000418	0.00088	0.10	0.0959	0.0978	0.0929	0.085 to 0.115	95.9	70 to 130	1.96	20
BA14034	Thallium, Total	mg/L	0.00000007	0.0001474	0.10	0.106	0.110	0.103	0.085 to 0.115	106	70 to 130	3.70	20
BA14030	Sodium, Total	mg/L	0.000830	0.044	5.00	27.3	27.3	5.12	4.25 to 5.75	106	70 to 130	0.00	20
BA14030	Boron, Total	mg/L	-0.000965	0.0650254	1.00	2.98	3.01	0.990	0.85 to 1.15	93.0	70 to 130	1.00	20
BA14034	Cadmium, Total	mg/L	-0.00000527	0.0001474	0.10	0.0968	0.0970	0.0994	0.085 to 0.115	96.8	70 to 130	0.206	20
BA14034	Cobalt, Total	mg/L	-0.0000202	0.0001474	0.10	0.0971	0.0994	0.103	0.085 to 0.115	97.1	70 to 130	2.34	20
BA14034	Potassium, Total	mg/L	0.00712	0.3674	10.0	10.2	10.3	10.2	8.5 to 11.5	98.5	70 to 130	0.976	20
BA14034	Manganese, Total	mg/L	-0.00000299	0.0001474	0.10	0.135	0.135	0.101	0.085 to 0.115	95.6	70 to 130	0.00	20
BA14030	Calcium, Total	mg/L	-0.00434	0.1518	5.00	73.5	72.7	5.09	4.25 to 5.75	114	70 to 130	1.09	20
BA14034	Molybdenum, Total	mg/L	0.0000191	0.0001474	0.10	0.0958	0.0964	0.0977	0.085 to 0.115	95.8	70 to 130	0.624	20
BA14034	Chromium, Total	mg/L	-0.0000134	0.00044	0.10	0.0970	0.100	0.103	0.085 to 0.115	97.0	70 to 130	3.05	20
BA14034	Antimony, Total	mg/L	0.000185	0.001	0.10	0.0943	0.0954	0.0946	0.085 to 0.115	94.3	70 to 130	1.16	20

Comments: The client submitted filtered samples for dissolved analysis, but no MB or LCS were submitted. Therefore, dissolved data is qualified.
LBM 09/01/20

Reported: 9/3/2020
Version: 3.1
COA_CCR

Alabama Power
General Test Laboratory
744 County Road 87, GSC #8
Calera, AL 35040

Alabama Power

Batch QC Summary

Customer Account: WMWGASAP
Sample Date: 7/28/20 13:40
Customer ID:
Delivery Date: 7/29/20 15:10

Description: Gaston Ash Pond - MW-5

Laboratory ID Number: BA14030

Sample	Analysis	Units	MB	MB Limit	Spike	MS	Sample Duplicate	Standard	Standard Limit	Rec	Rec Limit	Prec	Prec Limit
BA14034	Fluoride	mg/L	0.00305	0.05	2.50	2.68	0.0722	2.62	2.25 to 2.75	104	80 to 120	2.73	20
BA14034	Sulfate	mg/L	-0.505	0.50	20.0	21.8	3.09	18.7	18 to 22	92.8	80 to 120	5.05	20
BA14034	Chloride	mg/L	0.00679	0.50	10.0	14.1	3.78	10.6	9 to 11	103	80 to 120	0.265	20
BA14034	Alkalinity, Total as CaCO3	mg/L					244	48.6	45.0 to 55.0			2.49	10
BA14034	Solids, Dissolved	mg/L	0.0000	25			254	58.0	40 to 60			0.197	5

Comments: The client submitted filtered samples for dissolved analysis, but no MB or LCS were submitted. Therefore, dissolved data is qualified.
LBM 09/01/20

Reported: 9/3/2020
Version: 3.1
COA_CCR

Alabama Power
General Test Laboratory
744 County Road 87, GSC #8
Calera, AL 35040

Certificate Of Analysis

Alabama Power

Description: Gaston Ash Pond - MW-9

Location Code: WMWGASAP
Collected: 7/29/20 09:50
Customer ID:
Submittal Date: 7/29/20 15:10

Laboratory ID Number: BA14031

Name	Prepared	Analyzed	Vio Spec	DF	Results	Units	MDL	RL	Q
Analytical Method: EPA 200.7	***Analyst: RDA***				***Preparation Method: EPA 1638***				
* Boron, Total	8/4/20 14:03	8/5/20 11:57		1.015	Not Detected	mg/L	0.03	0.1	U
* Calcium, Total	8/4/20 14:03	8/5/20 11:57		1.015	32.4	mg/L	0.1	0.5	
* Iron, Total	8/4/20 14:03	8/5/20 11:57		1.015	0.141	mg/L	0.02	0.05	
* Lithium, Total	8/4/20 14:03	8/5/20 11:57		1.015	Not Detected	mg/L	0.01	0.02	U
* Magnesium, Total	8/4/20 14:03	8/5/20 11:57		1.015	15.1	mg/L	0.1	0.5	
* Sodium, Total	8/4/20 14:03	8/5/20 11:57		1.015	31.5	mg/L	0.1	0.5	
Analytical Method: EPA 200.7	***Analyst: RDA***								
* Iron, Dissolved	8/5/20 09:34	8/5/20 15:09		1.015	0.136	mg/L	0.02	0.05	
Analytical Method: EPA 200.8	***Analyst: DLJ***				***Preparation Method: EPA 1638***				
* Antimony, Total	7/30/20 08:45	7/31/20 09:43		1.015	Not Detected	mg/L	0.0008	0.003	U
* Arsenic, Total	7/30/20 08:45	7/31/20 09:43		1.015	0.00222	mg/L	0.001	0.005	J
* Barium, Total	7/30/20 08:45	7/31/20 09:43		1.015	0.105	mg/L	0.002	0.01	
* Beryllium, Total	7/30/20 08:45	7/31/20 09:43		1.015	Not Detected	mg/L	0.0006	0.003	U
* Cadmium, Total	7/30/20 08:45	7/31/20 09:43		1.015	Not Detected	mg/L	0.0003	0.001	U
* Chromium, Total	7/30/20 08:45	7/31/20 09:43		1.015	Not Detected	mg/L	0.002	0.01	U
* Cobalt, Total	7/30/20 08:45	7/31/20 09:43		1.015	Not Detected	mg/L	0.002	0.005	U
* Lead, Total	7/30/20 08:45	7/31/20 09:43		1.015	Not Detected	mg/L	0.001	0.005	U
* Molybdenum, Total	7/30/20 08:45	7/31/20 09:43		1.015	Not Detected	mg/L	0.002	0.01	U
* Potassium, Total	7/30/20 08:45	7/31/20 09:43		1.015	0.537	mg/L	0.3	2.5	J
* Manganese, Total	7/30/20 08:45	7/31/20 09:43		1.015	0.101	mg/L	0.001	0.005	
* Selenium, Total	7/30/20 08:45	7/31/20 09:43		1.015	Not Detected	mg/L	0.002	0.01	U
* Thallium, Total	7/30/20 08:45	7/31/20 09:43		1.015	Not Detected	mg/L	0.0002	0.001	U
Analytical Method: EPA 200.8	***Analyst: DLJ***								
* Manganese, Dissolved	7/30/20 11:42	7/30/20 16:50		1.015	0.0996	mg/L	0.001	0.005	
Analytical Method: EPA 245.1	***Analyst: GAS***								
* Mercury, Total by CVAA	7/30/20 10:59	7/31/20 11:28		1	Not Detected	mg/L	0.0003	0.0005	U
Analytical Method: SM 2320 B	***Analyst: JAG***								
Alkalinity, Total as CaCO3	8/5/20 14:20	8/5/20 14:40		1	174	mg/L		0.1	
Analytical Method: SM 2540C	***Analyst: TJW***								
* Solids, Dissolved	7/31/20 12:55	8/4/20 11:00		1	215	mg/L		25	

MDL's and RL's are adjusted for sample dilution, as applicable

Comments: The client submitted filtered samples for dissolved analysis, but no MB or LCS were submitted. Therefore, dissolved data is qualified.
LBM 09/01/20

Reported: 9/3/2020
Version: 3.1
COA_CCR

Alabama Power
General Test Laboratory
744 County Road 87, GSC #8
Calera, AL 35040

Certificate Of Analysis

Alabama Power

Description: Gaston Ash Pond - MW-9

Location Code: WMWGASAP
Collected: 7/29/20 09:50
Customer ID:
Submittal Date: 7/29/20 15:10

Laboratory ID Number: BA14031

Name	Prepared	Analyzed	Vio Spec	DF	Results	Units	MDL	RL	Q
Analytical Method: SM 4500CO2 D	***Analyst: JAG***								
Bicarbonate Alkalinity, (calc.)	8/5/20 14:20	8/5/20 14:40		1	173	mg/L			
Carbonate Alkalinity, (calc.)	8/5/20 14:20	8/5/20 14:40		1	0.91	mg/L			
Analytical Method: SM4500Cl E	***Analyst: JCC***								
* Chloride	7/30/20 13:49	7/30/20 13:49		1	8.93	mg/L	0.50	1	
Analytical Method: SM4500F G 2017	***Analyst: JCC***								
* Fluoride	7/31/20 12:04	7/31/20 12:04		1	0.116	mg/L	0.06	0.1	
Analytical Method: SM4500SO4 E 2011	***Analyst: JCC***								
* Sulfate	8/5/20 13:15	8/5/20 13:15		1	14.7	mg/L	0.50	1	
Analytical Method: Field Measurements	***Analyst: TJD***								
Conductivity	7/29/20 09:46	7/29/20 09:46			345.97	uS/cm			FA
pH	7/29/20 09:46	7/29/20 09:46			7.66	SU			FA
Temperature	7/29/20 09:46	7/29/20 09:46			22.70	C			FA
Turbidity	7/29/20 09:46	7/29/20 09:46			2.6	NTU			FA

MDL's and RL's are adjusted for sample dilution, as applicable

Comments: The client submitted filtered samples for dissolved analysis, but no MB or LCS were submitted. Therefore, dissolved data is qualified.
LBM 09/01/20

Reported: 9/3/2020
Version: 3.1
COA_CCR

Alabama Power
General Test Laboratory
744 County Road 87, GSC #8
Calera, AL 35040

Batch QC Summary

Alabama Power

Customer Account: WMWGASAP
Sample Date: 7/29/20 09:50
Customer ID:
Delivery Date: 7/29/20 15:10

Description: Gaston Ash Pond - MW-9

Laboratory ID Number: BA14031

Sample	Analysis	Units	MB	MB Limit	Spike	MS	MSD	Standard	Standard Limit	Rec	Rec Limit	Prec	Prec Limit
BA14034	Cadmium, Total	mg/L	-0.00000527	0.0001474	0.10	0.0968	0.0970	0.0994	0.085 to 0.115	96.8	70 to 130	0.206	20
BA14034	Cobalt, Total	mg/L	-0.0000202	0.0001474	0.10	0.0971	0.0994	0.103	0.085 to 0.115	97.1	70 to 130	2.34	20
BA14034	Potassium, Total	mg/L	0.00712	0.3674	10.0	10.2	10.3	10.2	8.5 to 11.5	98.5	70 to 130	0.976	20
BA14034	Manganese, Total	mg/L	-0.00000299	0.0001474	0.10	0.135	0.135	0.101	0.085 to 0.115	95.6	70 to 130	0.00	20
BA14034	Lithium, Total	mg/L	-0.000521	0.0154	0.20	0.212	0.209	0.196	0.17 to 0.23	106	70 to 130	1.43	20
BA14034	Molybdenum, Total	mg/L	0.0000191	0.0001474	0.10	0.0958	0.0964	0.0977	0.085 to 0.115	95.8	70 to 130	0.624	20
BA14034	Boron, Total	mg/L	0.000217	0.0650254	1.00	1.02	1.01	0.972	0.85 to 1.15	102	70 to 130	0.985	20
BA14034	Iron, Total	mg/L	0.00837	0.0176	0.2	0.853	0.859	0.201	0.17 to 0.23	92.0	70 to 130	0.701	20
BA14031	Iron, Dissolved	mg/L	-0.000907	0.0176	0.2	0.330	0.331	0.198	0.17 to 0.23	97.0	70 to 130	0.303	20
BA14034	Arsenic, Total	mg/L	0.0000225	0.0001474	0.10	0.104	0.106	0.106	0.085 to 0.115	102	70 to 130	1.90	20
BA14034	Barium, Total	mg/L	0.00000017	0.0002	0.10	0.113	0.114	0.0978	0.085 to 0.115	92.4	70 to 130	0.881	20
BA14034	Beryllium, Total	mg/L	0.0000418	0.00088	0.10	0.0959	0.0978	0.0929	0.085 to 0.115	95.9	70 to 130	1.96	20
BA14034	Calcium, Total	mg/L	-0.00328	0.1518	5.00	54.1	55.2	5.04	4.25 to 5.75	94.0	70 to 130	2.01	20
BA14034	Thallium, Total	mg/L	0.00000007	0.0001474	0.10	0.106	0.110	0.103	0.085 to 0.115	106	70 to 130	3.70	20
BA14034	Mercury, Total by CVAA	mg/L	0.0000487	0.0005	0.004	0.00379	0.00390	0.00390	0.0034 to 0.0046	94.8	70 to 130	2.86	20
BA14034	Magnesium, Total	mg/L	0.000832	0.0462	5.00	30.4	30.6	5.04	4.25 to 5.75	92.0	70 to 130	0.656	20
BA14034	Manganese, Dissolved	mg/L	0.00000942	0.0001474	0.10	0.137	0.136	0.101	0.085 to 0.115	99.0	70 to 130	0.733	20
BA14034	Lead, Total	mg/L	0.00000335	0.0001474	0.10	0.100	0.105	0.100	0.085 to 0.115	100	70 to 130	4.88	20
BA14034	Selenium, Total	mg/L	0.0000436	0.001	0.10	0.0996	0.0987	0.101	0.085 to 0.115	99.6	70 to 130	0.908	20
BA14034	Chromium, Total	mg/L	-0.0000134	0.00044	0.10	0.0970	0.100	0.103	0.085 to 0.115	97.0	70 to 130	3.05	20
BA14034	Sodium, Total	mg/L	0.00124	0.044	5.00	23.9	23.9	5.03	4.25 to 5.75	106	70 to 130	0.00	20
BA14034	Antimony, Total	mg/L	0.000185	0.001	0.10	0.0943	0.0954	0.0946	0.085 to 0.115	94.3	70 to 130	1.16	20

Comments: The client submitted filtered samples for dissolved analysis, but no MB or LCS were submitted. Therefore, dissolved data is qualified.
LBM 09/01/20

Reported: 9/3/2020
Version: 3.1
COA_CCR

Alabama Power
General Test Laboratory
744 County Road 87, GSC #8
Calera, AL 35040

Alabama Power

Batch QC Summary

Customer Account: WMWGASAP
Sample Date: 7/29/20 09:50
Customer ID:
Delivery Date: 7/29/20 15:10

Description: Gaston Ash Pond - MW-9

Laboratory ID Number: BA14031

Sample	Analysis	Units	MB	MB Limit	Spike	MS	Sample Duplicate	Standard	Standard Limit	Rec	Rec Limit	Prec	Prec Limit
BA14034	Fluoride	mg/L	0.00305	0.05	2.50	2.68	0.0722	2.62	2.25 to 2.75	104	80 to 120	2.73	20
BA14034	Sulfate	mg/L	-0.505	0.50	20.0	21.8	3.09	18.7	18 to 22	92.8	80 to 120	5.05	20
BA14034	Chloride	mg/L	0.00679	0.50	10.0	14.1	3.78	10.6	9 to 11	103	80 to 120	0.265	20
BA14034	Alkalinity, Total as CaCO3	mg/L					244	48.6	45.0 to 55.0			2.49	10
BA14034	Solids, Dissolved	mg/L	0.0000	25			254	58.0	40 to 60			0.197	5

Comments: The client submitted filtered samples for dissolved analysis, but no MB or LCS were submitted. Therefore, dissolved data is qualified.
LBM 09/01/20

Reported: 9/3/2020
Version: 3.1
COA_CCR

Alabama Power
General Test Laboratory
744 County Road 87, GSC #8
Calera, AL 35040

Certificate Of Analysis

Alabama Power

Description: Gaston Ash Pond Field Blank-3

Location Code: WMWGASAPFB
Collected: 7/29/20 10:55
Customer ID:
Submittal Date: 7/29/20 15:10

Laboratory ID Number: BA14032

Name	Prepared	Analyzed	Vio Spec	DF	Results	Units	MDL	RL	Q
Analytical Method: EPA 200.7	***Analyst: RDA***				***Preparation Method: EPA 1638***				
* Boron, Total	8/4/20 14:03	8/5/20 12:00		1.015	Not Detected	mg/L	0.03	0.1	U
* Calcium, Total	8/4/20 14:03	8/5/20 12:00		1.015	Not Detected	mg/L	0.1	0.5	U
* Iron, Total	8/4/20 14:03	8/5/20 12:00		1.015	Not Detected	mg/L	0.02	0.05	U
* Lithium, Total	8/4/20 14:03	8/5/20 12:00		1.015	Not Detected	mg/L	0.01	0.02	U
* Magnesium, Total	8/4/20 14:03	8/5/20 12:00		1.015	Not Detected	mg/L	0.1	0.5	U
* Sodium, Total	8/4/20 14:03	8/5/20 12:00		1.015	Not Detected	mg/L	0.1	0.5	U
Analytical Method: EPA 200.8	***Analyst: DLJ***				***Preparation Method: EPA 1638***				
* Antimony, Total	7/30/20 08:45	7/31/20 09:46		1.015	Not Detected	mg/L	0.0008	0.003	U
* Arsenic, Total	7/30/20 08:45	7/31/20 09:46		1.015	Not Detected	mg/L	0.001	0.005	U
* Barium, Total	7/30/20 08:45	7/31/20 09:46		1.015	Not Detected	mg/L	0.002	0.01	U
* Beryllium, Total	7/30/20 08:45	7/31/20 09:46		1.015	Not Detected	mg/L	0.0006	0.003	U
* Cadmium, Total	7/30/20 08:45	7/31/20 09:46		1.015	Not Detected	mg/L	0.0003	0.001	U
* Chromium, Total	7/30/20 08:45	7/31/20 09:46		1.015	Not Detected	mg/L	0.002	0.01	U
* Cobalt, Total	7/30/20 08:45	7/31/20 09:46		1.015	Not Detected	mg/L	0.002	0.005	U
* Lead, Total	7/30/20 08:45	7/31/20 09:46		1.015	Not Detected	mg/L	0.001	0.005	U
* Molybdenum, Total	7/30/20 08:45	7/31/20 09:46		1.015	Not Detected	mg/L	0.002	0.01	U
* Manganese, Total	7/30/20 08:45	7/31/20 09:46		1.015	Not Detected	mg/L	0.001	0.005	U
* Potassium, Total	7/30/20 08:45	7/31/20 09:46		1.015	Not Detected	mg/L	0.3	2.5	U
* Selenium, Total	7/30/20 08:45	7/31/20 09:46		1.015	Not Detected	mg/L	0.002	0.01	U
* Thallium, Total	7/30/20 08:45	7/31/20 09:46		1.015	Not Detected	mg/L	0.0002	0.001	U
Analytical Method: EPA 245.1	***Analyst: GAS***								
* Mercury, Total by CVAA	7/30/20 10:59	7/31/20 11:30		1	Not Detected	mg/L	0.0003	0.0005	U
Analytical Method: SM 2540C	***Analyst: TJW***								
* Solids, Dissolved	7/31/20 12:55	8/4/20 11:00		1	Not Detected	mg/L		25	U
Analytical Method: SM4500Cl E	***Analyst: JCC***								
* Chloride	7/30/20 13:50	7/30/20 13:50		1	Not Detected	mg/L	0.50	1	U
Analytical Method: SM4500F G 2017	***Analyst: JCC***								
* Fluoride	7/31/20 12:05	7/31/20 12:05		1	Not Detected	mg/L	0.06	0.1	U
Analytical Method: SM4500SO4 E 2011	***Analyst: JCC***								
* Sulfate	8/5/20 13:17	8/5/20 13:17		1	Not Detected	mg/L	0.50	1	U

MDL's and RL's are adjusted for sample dilution, as applicable

Comments:

Reported: 9/3/2020
Version: 3.1
COA_CCR

Alabama Power
General Test Laboratory
744 County Road 87, GSC #8
Calera, AL 35040

Batch QC Summary

Alabama Power

Customer Account: WMWGASAPFB
Sample Date: 7/29/20 10:55
Customer ID:
Delivery Date: 7/29/20 15:10

Description: Gaston Ash Pond Field Blank-3

Laboratory ID Number: BA14032

Sample	Analysis	Units	MB	MB Limit	Spike	MS	MSD	Standard	Standard Limit	Rec	Rec Limit	Prec	Prec Limit
BA14034	Boron, Total	mg/L	0.000217	0.0650254	1.00	1.02	1.01	0.972	0.85 to 1.15	102	70 to 130	0.985	20
BA14034	Iron, Total	mg/L	0.00837	0.0176	0.2	0.853	0.859	0.201	0.17 to 0.23	92.0	70 to 130	0.701	20
BA14034	Chromium, Total	mg/L	-0.0000134	0.00044	0.10	0.0970	0.100	0.103	0.085 to 0.115	97.0	70 to 130	3.05	20
BA14034	Sodium, Total	mg/L	0.00124	0.044	5.00	23.9	23.9	5.03	4.25 to 5.75	106	70 to 130	0.00	20
BA14034	Antimony, Total	mg/L	0.000185	0.001	0.10	0.0943	0.0954	0.0946	0.085 to 0.115	94.3	70 to 130	1.16	20
BA14034	Cadmium, Total	mg/L	-0.00000527	0.0001474	0.10	0.0968	0.0970	0.0994	0.085 to 0.115	96.8	70 to 130	0.206	20
BA14034	Cobalt, Total	mg/L	-0.0000202	0.0001474	0.10	0.0971	0.0994	0.103	0.085 to 0.115	97.1	70 to 130	2.34	20
BA14034	Potassium, Total	mg/L	0.00712	0.3674	10.0	10.2	10.3	10.2	8.5 to 11.5	98.5	70 to 130	0.976	20
BA14034	Manganese, Total	mg/L	-0.00000299	0.0001474	0.10	0.135	0.135	0.101	0.085 to 0.115	95.6	70 to 130	0.00	20
BA14034	Mercury, Total by CVAA	mg/L	0.0000487	0.0005	0.004	0.00379	0.00390	0.00390	0.0034 to 0.0046	94.8	70 to 130	2.86	20
BA14034	Magnesium, Total	mg/L	0.000832	0.0462	5.00	30.4	30.6	5.04	4.25 to 5.75	92.0	70 to 130	0.656	20
BA14034	Lead, Total	mg/L	0.00000335	0.0001474	0.10	0.100	0.105	0.100	0.085 to 0.115	100	70 to 130	4.88	20
BA14034	Selenium, Total	mg/L	0.0000436	0.001	0.10	0.0996	0.0987	0.101	0.085 to 0.115	99.6	70 to 130	0.908	20
BA14034	Arsenic, Total	mg/L	0.0000225	0.0001474	0.10	0.104	0.106	0.106	0.085 to 0.115	102	70 to 130	1.90	20
BA14034	Barium, Total	mg/L	0.00000017	0.0002	0.10	0.113	0.114	0.0978	0.085 to 0.115	92.4	70 to 130	0.881	20
BA14034	Beryllium, Total	mg/L	0.0000418	0.00088	0.10	0.0959	0.0978	0.0929	0.085 to 0.115	95.9	70 to 130	1.96	20
BA14034	Calcium, Total	mg/L	-0.00328	0.1518	5.00	54.1	55.2	5.04	4.25 to 5.75	94.0	70 to 130	2.01	20
BA14034	Thallium, Total	mg/L	0.00000007	0.0001474	0.10	0.106	0.110	0.103	0.085 to 0.115	106	70 to 130	3.70	20
BA14034	Lithium, Total	mg/L	-0.000521	0.0154	0.20	0.212	0.209	0.196	0.17 to 0.23	106	70 to 130	1.43	20
BA14034	Molybdenum, Total	mg/L	0.0000191	0.0001474	0.10	0.0958	0.0964	0.0977	0.085 to 0.115	95.8	70 to 130	0.624	20

Comments:

Alabama Power
General Test Laboratory
744 County Road 87, GSC #8
Calera, AL 35040

Alabama Power

Batch QC Summary

Customer Account: WMWGASAPFB
Sample Date: 7/29/20 10:55
Customer ID:
Delivery Date: 7/29/20 15:10

Description: Gaston Ash Pond Field Blank-3

Laboratory ID Number: BA14032

Sample	Analysis	Units	MB	MB Limit	Spike	MS	Sample Duplicate	Standard	Standard Limit	Rec	Rec Limit	Prec	Prec Limit
BA14034	Sulfate	mg/L	-0.505	0.50	20.0	21.8	3.09	18.7	18 to 22	92.8	80 to 120	5.05	20
BA14034	Chloride	mg/L	0.00679	0.50	10.0	14.1	3.78	10.6	9 to 11	103	80 to 120	0.265	20
BA14034	Solids, Dissolved	mg/L	0.0000	25			254	58.0	40 to 60			0.197	5
BA14034	Fluoride	mg/L	0.00305	0.05	2.50	2.68	0.0722	2.62	2.25 to 2.75	104	80 to 120	2.73	20

Comments:

Alabama Power
General Test Laboratory
744 County Road 87, GSC #8
Calera, AL 35040

Certificate Of Analysis

Alabama Power

Description: Gaston Ash Pond Equipment Blank-1

Location Code: WMWGASAPEB
Collected: 7/29/20 11:05
Customer ID:
Submittal Date: 7/29/20 15:10

Laboratory ID Number: BA14033

Name	Prepared	Analyzed	Vio Spec	DF	Results	Units	MDL	RL	Q
Analytical Method: EPA 200.7	***Analyst: RDA***				***Preparation Method: EPA 1638***				
* Boron, Total	8/4/20 14:03	8/5/20 12:03		1.015	Not Detected	mg/L	0.03	0.1	U
* Calcium, Total	8/4/20 14:03	8/5/20 12:03		1.015	Not Detected	mg/L	0.1	0.5	U
* Iron, Total	8/4/20 14:03	8/5/20 12:03		1.015	Not Detected	mg/L	0.02	0.05	U
* Lithium, Total	8/4/20 14:03	8/5/20 12:03		1.015	Not Detected	mg/L	0.01	0.02	U
* Magnesium, Total	8/4/20 14:03	8/5/20 12:03		1.015	Not Detected	mg/L	0.1	0.5	U
* Sodium, Total	8/4/20 14:03	8/5/20 12:03		1.015	Not Detected	mg/L	0.1	0.5	U
Analytical Method: EPA 200.8	***Analyst: DLJ***				***Preparation Method: EPA 1638***				
* Antimony, Total	7/30/20 08:45	7/31/20 09:49		1.015	Not Detected	mg/L	0.0008	0.003	U
* Arsenic, Total	7/30/20 08:45	7/31/20 09:49		1.015	Not Detected	mg/L	0.001	0.005	U
* Barium, Total	7/30/20 08:45	7/31/20 09:49		1.015	Not Detected	mg/L	0.002	0.01	U
* Beryllium, Total	7/30/20 08:45	7/31/20 09:49		1.015	Not Detected	mg/L	0.0006	0.003	U
* Cadmium, Total	7/30/20 08:45	7/31/20 09:49		1.015	Not Detected	mg/L	0.0003	0.001	U
* Chromium, Total	7/30/20 08:45	7/31/20 09:49		1.015	Not Detected	mg/L	0.002	0.01	U
* Cobalt, Total	7/30/20 08:45	7/31/20 09:49		1.015	Not Detected	mg/L	0.002	0.005	U
* Lead, Total	7/30/20 08:45	7/31/20 09:49		1.015	Not Detected	mg/L	0.001	0.005	U
* Molybdenum, Total	7/30/20 08:45	7/31/20 09:49		1.015	Not Detected	mg/L	0.002	0.01	U
* Manganese, Total	7/30/20 08:45	7/31/20 09:49		1.015	Not Detected	mg/L	0.001	0.005	U
* Potassium, Total	7/30/20 08:45	7/31/20 09:49		1.015	Not Detected	mg/L	0.3	2.5	U
* Selenium, Total	7/30/20 08:45	7/31/20 09:49		1.015	Not Detected	mg/L	0.002	0.01	U
* Thallium, Total	7/30/20 08:45	7/31/20 09:49		1.015	Not Detected	mg/L	0.0002	0.001	U
Analytical Method: EPA 245.1	***Analyst: GAS***								
* Mercury, Total by CVAA	7/30/20 10:59	7/31/20 11:33		1	Not Detected	mg/L	0.0003	0.0005	U
Analytical Method: SM 2540C	***Analyst: TJW***								
* Solids, Dissolved	7/31/20 12:55	8/4/20 11:00		1	Not Detected	mg/L		25	U
Analytical Method: SM4500Cl E	***Analyst: JCC***								
* Chloride	7/30/20 13:51	7/30/20 13:51		1	Not Detected	mg/L	0.50	1	U
Analytical Method: SM4500F G 2017	***Analyst: JCC***								
* Fluoride	7/31/20 12:06	7/31/20 12:06		1	Not Detected	mg/L	0.06	0.1	U
Analytical Method: SM4500SO4 E 2011	***Analyst: JCC***								
* Sulfate	8/5/20 13:18	8/5/20 13:18		1	Not Detected	mg/L	0.50	1	U

MDL's and RL's are adjusted for sample dilution, as applicable

Comments:

Reported: 9/3/2020
Version: 3.1
COA_CCR

Alabama Power
General Test Laboratory
744 County Road 87, GSC #8
Calera, AL 35040

Batch QC Summary

Alabama Power

Customer Account: WMWGASAPEB
Sample Date: 7/29/20 11:05
Customer ID:
Delivery Date: 7/29/20 15:10

Description:Gaston Ash Pond Equipment Blank-1

Laboratory ID Number: BA14033

Sample	Analysis	Units	MB	MB Limit	Spike	MS	MSD	Standard	Standard Limit	Rec	Rec Limit	Prec	Prec Limit
BA14034	Chromium, Total	mg/L	-0.0000134	0.00044	0.10	0.0970	0.100	0.103	0.085 to 0.115	97.0	70 to 130	3.05	20
BA14034	Sodium, Total	mg/L	0.00124	0.044	5.00	23.9	23.9	5.03	4.25 to 5.75	106	70 to 130	0.00	20
BA14034	Antimony, Total	mg/L	0.000185	0.001	0.10	0.0943	0.0954	0.0946	0.085 to 0.115	94.3	70 to 130	1.16	20
BA14034	Lithium, Total	mg/L	-0.000521	0.0154	0.20	0.212	0.209	0.196	0.17 to 0.23	106	70 to 130	1.43	20
BA14034	Molybdenum, Total	mg/L	0.0000191	0.0001474	0.10	0.0958	0.0964	0.0977	0.085 to 0.115	95.8	70 to 130	0.624	20
BA14034	Mercury, Total by CVAA	mg/L	0.0000487	0.0005	0.004	0.00379	0.00390	0.00390	0.0034 to 0.0046	94.8	70 to 130	2.86	20
BA14034	Magnesium, Total	mg/L	0.000832	0.0462	5.00	30.4	30.6	5.04	4.25 to 5.75	92.0	70 to 130	0.656	20
BA14034	Lead, Total	mg/L	0.00000335	0.0001474	0.10	0.100	0.105	0.100	0.085 to 0.115	100	70 to 130	4.88	20
BA14034	Selenium, Total	mg/L	0.0000436	0.001	0.10	0.0996	0.0987	0.101	0.085 to 0.115	99.6	70 to 130	0.908	20
BA14034	Arsenic, Total	mg/L	0.0000225	0.0001474	0.10	0.104	0.106	0.106	0.085 to 0.115	102	70 to 130	1.90	20
BA14034	Barium, Total	mg/L	0.00000017	0.0002	0.10	0.113	0.114	0.0978	0.085 to 0.115	92.4	70 to 130	0.881	20
BA14034	Beryllium, Total	mg/L	0.0000418	0.00088	0.10	0.0959	0.0978	0.0929	0.085 to 0.115	95.9	70 to 130	1.96	20
BA14034	Calcium, Total	mg/L	-0.00328	0.1518	5.00	54.1	55.2	5.04	4.25 to 5.75	94.0	70 to 130	2.01	20
BA14034	Thallium, Total	mg/L	0.00000007	0.0001474	0.10	0.106	0.110	0.103	0.085 to 0.115	106	70 to 130	3.70	20
BA14034	Boron, Total	mg/L	0.000217	0.0650254	1.00	1.02	1.01	0.972	0.85 to 1.15	102	70 to 130	0.985	20
BA14034	Iron, Total	mg/L	0.00837	0.0176	0.2	0.853	0.859	0.201	0.17 to 0.23	92.0	70 to 130	0.701	20
BA14034	Cadmium, Total	mg/L	-0.00000527	0.0001474	0.10	0.0968	0.0970	0.0994	0.085 to 0.115	96.8	70 to 130	0.206	20
BA14034	Cobalt, Total	mg/L	-0.0000202	0.0001474	0.10	0.0971	0.0994	0.103	0.085 to 0.115	97.1	70 to 130	2.34	20
BA14034	Potassium, Total	mg/L	0.00712	0.3674	10.0	10.2	10.3	10.2	8.5 to 11.5	98.5	70 to 130	0.976	20
BA14034	Manganese, Total	mg/L	-0.00000299	0.0001474	0.10	0.135	0.135	0.101	0.085 to 0.115	95.6	70 to 130	0.00	20

Comments:

Alabama Power
General Test Laboratory
744 County Road 87, GSC #8
Calera, AL 35040

Alabama Power

Batch QC Summary

Customer Account: WMWGASAPEB
Sample Date: 7/29/20 11:05
Customer ID:
Delivery Date: 7/29/20 15:10

Description: Gaston Ash Pond Equipment Blank-1

Laboratory ID Number: BA14033

Sample	Analysis	Units	MB	MB Limit	Spike	MS	Sample Duplicate	Standard	Standard Limit	Rec	Rec Limit	Prec	Prec Limit
BA14034	Fluoride	mg/L	0.00305	0.05	2.50	2.68	0.0722	2.62	2.25 to 2.75	104	80 to 120	2.73	20
BA14034	Sulfate	mg/L	-0.505	0.50	20.0	21.8	3.09	18.7	18 to 22	92.8	80 to 120	5.05	20
BA14034	Chloride	mg/L	0.00679	0.50	10.0	14.1	3.78	10.6	9 to 11	103	80 to 120	0.265	20
BA14034	Solids, Dissolved	mg/L	0.0000	25			254	58.0	40 to 60			0.197	5

Comments:

Alabama Power
General Test Laboratory
744 County Road 87, GSC #8
Calera, AL 35040

Certificate Of Analysis

Alabama Power

Description: Gaston Ash Pond - MW-8

Location Code: WMWGASAP
Collected: 7/29/20 11:25
Customer ID:
Submittal Date: 7/29/20 15:10

Laboratory ID Number: BA14034

Name	Prepared	Analyzed	Vio Spec	DF	Results	Units	MDL	RL	Q
Analytical Method: EPA 200.7	***Analyst: RDA***				***Preparation Method: EPA 1638***				
* Boron, Total	8/4/20 14:03	8/5/20 12:06		1.015	Not Detected	mg/L	0.03	0.1	U
* Calcium, Total	8/4/20 14:03	8/5/20 13:35		10.15	49.4	mg/L	1.015	5.075	
* Iron, Total	8/4/20 14:03	8/5/20 12:06		1.015	0.669	mg/L	0.02	0.05	
* Lithium, Total	8/4/20 14:03	8/5/20 12:06		1.015	Not Detected	mg/L	0.01	0.02	U
* Magnesium, Total	8/4/20 14:03	8/5/20 12:06		1.015	25.8	mg/L	0.1	0.5	
* Sodium, Total	8/4/20 14:03	8/5/20 12:06		1.015	18.6	mg/L	0.1	0.5	
Analytical Method: EPA 200.7	***Analyst: RDA***								
* Iron, Dissolved	8/5/20 09:34	8/5/20 15:29		1.015	0.622	mg/L	0.02	0.05	
Analytical Method: EPA 200.8	***Analyst: DLJ***				***Preparation Method: EPA 1638***				
* Antimony, Total	7/30/20 08:45	7/31/20 09:51		1.015	Not Detected	mg/L	0.0008	0.003	U
* Arsenic, Total	7/30/20 08:45	7/31/20 09:51		1.015	0.00152	mg/L	0.001	0.005	J
* Barium, Total	7/30/20 08:45	7/31/20 09:51		1.015	0.0206	mg/L	0.002	0.01	
* Beryllium, Total	7/30/20 08:45	7/31/20 09:51		1.015	Not Detected	mg/L	0.0006	0.003	U
* Cadmium, Total	7/30/20 08:45	7/31/20 09:51		1.015	Not Detected	mg/L	0.0003	0.001	U
* Chromium, Total	7/30/20 08:45	7/31/20 09:51		1.015	Not Detected	mg/L	0.002	0.01	U
* Cobalt, Total	7/30/20 08:45	7/31/20 09:51		1.015	Not Detected	mg/L	0.002	0.005	U
* Lead, Total	7/30/20 08:45	7/31/20 09:51		1.015	Not Detected	mg/L	0.001	0.005	U
* Molybdenum, Total	7/30/20 08:45	7/31/20 09:51		1.015	Not Detected	mg/L	0.002	0.01	U
* Potassium, Total	7/30/20 08:45	7/31/20 09:51		1.015	0.346	mg/L	0.3	2.5	J
* Manganese, Total	7/30/20 08:45	7/31/20 09:51		1.015	0.0394	mg/L	0.001	0.005	
* Selenium, Total	7/30/20 08:45	7/31/20 09:51		1.015	Not Detected	mg/L	0.002	0.01	U
* Thallium, Total	7/30/20 08:45	7/31/20 09:51		1.015	Not Detected	mg/L	0.0002	0.001	U
Analytical Method: EPA 200.8	***Analyst: DLJ***								
* Manganese, Dissolved	7/30/20 11:42	7/30/20 16:53		1.015	0.0380	mg/L	0.001	0.005	
Analytical Method: EPA 245.1	***Analyst: GAS***								
* Mercury, Total by CVAA	7/30/20 10:59	7/31/20 11:35		1	Not Detected	mg/L	0.0003	0.0005	U
Analytical Method: SM 2320 B	***Analyst: JAG***								
Alkalinity, Total as CaCO3	8/5/20 14:20	8/5/20 14:40		1	238	mg/L		0.1	
Analytical Method: SM 2540C	***Analyst: TJW***								
* Solids, Dissolved	7/31/20 12:55	8/4/20 11:00		1	253	mg/L		25	

MDL's and RL's are adjusted for sample dilution, as applicable

Comments: The client submitted filtered samples for dissolved analysis, but no MB or LCS were submitted. Therefore, dissolved data is qualified.
LBM 09/01/20

Reported: 9/3/2020
Version: 3.1
COA_CCR

Alabama Power
General Test Laboratory
744 County Road 87, GSC #8
Calera, AL 35040

Certificate Of Analysis

Alabama Power

Description: Gaston Ash Pond - MW-8

Location Code: WMWGASAP
Collected: 7/29/20 11:25
Customer ID:
Submittal Date: 7/29/20 15:10

Laboratory ID Number: BA14034

Name	Prepared	Analyzed	Vio Spec	DF	Results	Units	MDL	RL	Q
Analytical Method: SM 4500CO2 D	***Analyst: JAG***								
Bicarbonate Alkalinity, (calc.)	8/5/20 14:20	8/5/20 14:40		1	237	mg/L			
Carbonate Alkalinity, (calc.)	8/5/20 14:20	8/5/20 14:40		1	0.69	mg/L			
Analytical Method: SM4500Cl E	***Analyst: JCC***								
* Chloride	7/30/20 13:52	7/30/20 13:52		1	3.77	mg/L	0.50	1	
Analytical Method: SM4500F G 2017	***Analyst: JCC***								
* Fluoride	7/31/20 12:08	7/31/20 12:08		1	0.0742	mg/L	0.06	0.1	J
Analytical Method: SM4500SO4 E 2011	***Analyst: JCC***								
* Sulfate	8/5/20 13:19	8/5/20 13:19		1	3.25	mg/L	0.50	1	
Analytical Method: Field Measurements	***Analyst: TJD***								
Conductivity	7/29/20 11:19	7/29/20 11:19			399.83	uS/cm			FA
pH	7/29/20 11:19	7/29/20 11:19			7.39	SU			FA
Temperature	7/29/20 11:19	7/29/20 11:19			22.69	C			FA
Turbidity	7/29/20 11:19	7/29/20 11:19			2.53	NTU			FA

MDL's and RL's are adjusted for sample dilution, as applicable

Comments: The client submitted filtered samples for dissolved analysis, but no MB or LCS were submitted. Therefore, dissolved data is qualified.
LBM 09/01/20

Reported: 9/3/2020
Version: 3.1
COA_CCR

Alabama Power
General Test Laboratory
744 County Road 87, GSC #8
Calera, AL 35040

Batch QC Summary

Alabama Power

Customer Account: WMWGASAP
Sample Date: 7/29/20 11:25
Customer ID:
Delivery Date: 7/29/20 15:10

Description: Gaston Ash Pond - MW-8

Laboratory ID Number: BA14034

Sample	Analysis	Units	MB	MB Limit	Spike	MS	MSD	Standard	Standard Limit	Rec	Rec Limit	Prec	Prec Limit
BA14034	Arsenic, Total	mg/L	0.0000225	0.0001474	0.10	0.104	0.106	0.106	0.085 to 0.115	102	70 to 130	1.90	20
BA14034	Barium, Total	mg/L	0.00000017	0.0002	0.10	0.113	0.114	0.0978	0.085 to 0.115	92.4	70 to 130	0.881	20
BA14034	Beryllium, Total	mg/L	0.0000418	0.00088	0.10	0.0959	0.0978	0.0929	0.085 to 0.115	95.9	70 to 130	1.96	20
BA14034	Calcium, Total	mg/L	-0.00328	0.1518	5.00	54.1	55.2	5.04	4.25 to 5.75	94.0	70 to 130	2.01	20
BA14034	Thallium, Total	mg/L	0.00000007	0.0001474	0.10	0.106	0.110	0.103	0.085 to 0.115	106	70 to 130	3.70	20
BA14034	Mercury, Total by CVAA	mg/L	0.0000487	0.0005	0.004	0.00379	0.00390	0.00390	0.0034 to 0.0046	94.8	70 to 130	2.86	20
BA14034	Magnesium, Total	mg/L	0.000832	0.0462	5.00	30.4	30.6	5.04	4.25 to 5.75	92.0	70 to 130	0.656	20
BA14034	Manganese, Dissolved	mg/L	0.00000942	0.0001474	0.10	0.137	0.136	0.101	0.085 to 0.115	99.0	70 to 130	0.733	20
BA14034	Lead, Total	mg/L	0.00000335	0.0001474	0.10	0.100	0.105	0.100	0.085 to 0.115	100	70 to 130	4.88	20
BA14034	Selenium, Total	mg/L	0.0000436	0.001	0.10	0.0996	0.0987	0.101	0.085 to 0.115	99.6	70 to 130	0.908	20
BA14034	Chromium, Total	mg/L	-0.0000134	0.00044	0.10	0.0970	0.100	0.103	0.085 to 0.115	97.0	70 to 130	3.05	20
BA14034	Sodium, Total	mg/L	0.00124	0.044	5.00	23.9	23.9	5.03	4.25 to 5.75	106	70 to 130	0.00	20
BA14034	Antimony, Total	mg/L	0.000185	0.001	0.10	0.0943	0.0954	0.0946	0.085 to 0.115	94.3	70 to 130	1.16	20
BA14034	Boron, Total	mg/L	0.000217	0.0650254	1.00	1.02	1.01	0.972	0.85 to 1.15	102	70 to 130	0.985	20
BA14034	Iron, Dissolved	mg/L	-0.00101	0.0176	0.2	0.821	0.814	0.198	0.17 to 0.23	99.5	70 to 130	0.856	20
BA14034	Iron, Total	mg/L	0.00837	0.0176	0.2	0.853	0.859	0.201	0.17 to 0.23	92.0	70 to 130	0.701	20
BA14034	Cadmium, Total	mg/L	-0.00000527	0.0001474	0.10	0.0968	0.0970	0.0994	0.085 to 0.115	96.8	70 to 130	0.206	20
BA14034	Cobalt, Total	mg/L	-0.0000202	0.0001474	0.10	0.0971	0.0994	0.103	0.085 to 0.115	97.1	70 to 130	2.34	20
BA14034	Potassium, Total	mg/L	0.00712	0.3674	10.0	10.2	10.3	10.2	8.5 to 11.5	98.5	70 to 130	0.976	20
BA14034	Manganese, Total	mg/L	-0.00000299	0.0001474	0.10	0.135	0.135	0.101	0.085 to 0.115	95.6	70 to 130	0.00	20
BA14034	Lithium, Total	mg/L	-0.000521	0.0154	0.20	0.212	0.209	0.196	0.17 to 0.23	106	70 to 130	1.43	20
BA14034	Molybdenum, Total	mg/L	0.0000191	0.0001474	0.10	0.0958	0.0964	0.0977	0.085 to 0.115	95.8	70 to 130	0.624	20

Comments: The client submitted filtered samples for dissolved analysis, but no MB or LCS were submitted. Therefore, dissolved data is qualified.
LBM 09/01/20

Reported: 9/3/2020
Version: 3.1
COA_CCR

Alabama Power
General Test Laboratory
744 County Road 87, GSC #8
Calera, AL 35040

Alabama Power

Batch QC Summary

Customer Account: WMWGASAP
Sample Date: 7/29/20 11:25
Customer ID:
Delivery Date: 7/29/20 15:10

Description: Gaston Ash Pond - MW-8

Laboratory ID Number: BA14034

Sample	Analysis	Units	MB	MB Limit	Spike	MS	Sample Duplicate	Standard	Standard Limit	Rec	Rec Limit	Prec	Prec Limit
BA14034	Fluoride	mg/L	0.00305	0.05	2.50	2.68	0.0722	2.62	2.25 to 2.75	104	80 to 120	2.73	20
BA14034	Sulfate	mg/L	-0.505	0.50	20.0	21.8	3.09	18.7	18 to 22	92.8	80 to 120	5.05	20
BA14034	Chloride	mg/L	0.00679	0.50	10.0	14.1	3.78	10.6	9 to 11	103	80 to 120	0.265	20
BA14034	Alkalinity, Total as CaCO3	mg/L					244	48.6	45.0 to 55.0			2.49	10
BA14034	Solids, Dissolved	mg/L	0.0000	25			254	58.0	40 to 60			0.197	5

Comments: The client submitted filtered samples for dissolved analysis, but no MB or LCS were submitted. Therefore, dissolved data is qualified.
LBM 09/01/20

Reported: 9/3/2020
Version: 3.1
COA_CCR

Alabama Power
General Test Laboratory
744 County Road 87, GSC #8
Calera, AL 35040
(205) 664-6001

Definitions

Alabama Power

Abbreviation	Description
DF	Dilution Factor
LCS	Lab Control Sample
LFM	Lab Fortified Matrix
MB	Method Blank
MDL	Method Detection Limit; minimum concentration of an analyte that can be determined with 99% confidence that the concentration is greater than zero.
MS	Matrix Spike
MSD	Matrix Spike Duplicate
Prec	Precision (% RPD)
Q	Qualifier; comment used to note deviations or additional information associated with analytical results.
QC	Quality Control
Rec	Recovery of Matrix Spike
RL	Reporting Limit; lowest concentration at which an analyte can be quantitatively measured.
Vio Spec	Violation Specification; regulatory limit which has been exceeded by the sample analyzed.

Qualifier	Description
FA	Field results were reviewed by the Water Field Group.
HT	Analysis was performed outside of the analytical holding time.
J	Reported value is an estimate because concentration is less than reporting limit.
U	Compound was analyzed, but not detected.

Chain of Custody
Groundwater
APC General Testing Laboratory

☑ Field Complete ☐ Outside Lab
☑ Lab Complete

Lab ETA

Requested Complete Date	Routine	Results To	Dustin Brooks, Greg Dyer
Site Representative	Jodi Webb	Requested By	Greg Dyer
Collector	TJ Daugherty	Location	Gaston Ash Pond

Bottles

1	Metals	500 mL	3	Hg	250 mL	5	Anions	250 mL	7	N/A	N/A
2	Diss Metals	500 mL	4	TDS	500 mL	6	Alkalinity	250 mL	8	N/A	N/A

Comments

Sample #	Date	Time	Bottle Count	Description	Lab Filter	Lab Id
MW-27	07/21/2020	09:50	6	Groundwater		BA13427
MW-23D	07/21/2020	11:50	6	Groundwater		BA13428
MW-23S	07/21/2020	13:00	6	Groundwater		BA13429

Relinquished By	Received By	Date/Time
		07/21/2020 14:48

SmarTroll ID	7586-41445-5-4	All metals and radiological bottles have pH < 2	☑
Turbidity ID	4677-23342-4-1	Cooler Temp	0.1 degrees C
Sample Event	1287	Thermometer ID	5408-27568-2-2
		pH Strip ID	7901-43573-2-2; 8129-45506-2-1

Bottles/Pre-Preserved Bottles are provided by the GTL

Chain of Custody
Groundwater
APC General Testing Laboratory

☑ Field Complete ☐ Outside Lab
☑ Lab Complete

Lab ETA

Requested Complete Date	Routine	Results To	Dustin Brooks, Greg Dyer
Site Representative	Jodi Webb	Requested By	Greg Dyer
Collector	Dallas Gentry	Location	Gaston Ash Pond

Bottles

1	Metals	500 mL	3	Hg	250 mL	5	Anions	250 mL	7	N/A	N/A
2	Dissolved Meta	500 mL	4	TDS	500 mL	6	Alkalinity	250 mL	8	N/A	N/A

Comments

Sample #	Date	Time	Bottle Count	Description	Lab Filter	Lab Id
MW-37V	07/20/2020	10:57	6	Groundwater		BA13430
MW-32V	07/20/2020	12:21	6	Groundwater		BA13431
FB-1	07/20/2020	13:10	4	Field Blank		BA13432
MW-36V	07/20/2020	14:32	6	Groundwater		BA13433
MW-34V	07/21/2020	09:20	6	Groundwater		BA13434
MW-35V	07/21/2020	11:56	6	Groundwater		BA13435
MW-33V	07/21/2020	13:30	6	Groundwater		BA13436

Relinquished By	Received By	Date/Time
		07/21/2020 15:12

SmarTroll ID	7586-41446-5-5	All metals and radiological bottles have pH < 2	☑
Turbidity ID	7081-38476-1-1	Cooler Temp	1.0 degrees C
Sample Event	1287	Thermometer ID	5408-27568-2-2
		pH Strip ID	8129-45506-2-1

Bottles/Pre-Preserved Bottles are provided by the GTL

Chain of Custody
Groundwater
APC General Testing Laboratory

☑ Field Complete ☐ Outside Lab
☑ Lab Complete

Lab ETA

Requested Complete Date	Routine	Results To	Dustin Brooks, Greg Dyer
Site Representative	Jodi Webb	Requested By	Greg Dyer
Collector	Dallas Gentry	Location	Gaston Ash Pond

Bottles

1	Metals	500 mL	3	Hg	250 mL	5	Anions	250 mL	7	N/A	N/A
2	Dissolved Meta	500 mL	4	TDS	500 mL	6	Alkalinity	250 mL	8	N/A	N/A

Comments: Correcting MW-17SV & MW-17SV Dup time to 08:23 per bottles. LBM 7/24/20

Sample #	Date	Time	Bottle Count	Description	Lab Filter	Lab Id
MW-20V	07/22/2020	09:32	6	Groundwater		BA13706
MW-20SV	07/22/2020	11:05	6	Groundwater		BA13707
MW-20SV dup	07/22/2020	11:05	6	Sample Duplicate		BA13708
MW-20	07/22/2020	12:30	6	Groundwater		BA13709
MW-18	07/22/2020	13:34	6	Groundwater		BA13710
MW-17SV	07/23/2020	08:23	6	Groundwater		BA13711
MW-17SV dup	07/23/2020	08:23	6	Sample Duplicate		BA13712
MW-17V	07/23/2020	11:17	6	Groundwater		BA13713

Relinquished By	Received By	Date/Time
Dallas Gentry	Laura Mabry	07/23/2020 13:41

SmarTroll ID	7586-41446-5-5	All metals and radiological bottles have pH < 2	☑
Turbidity ID	7081-38476-1-1	Cooler Temp	0.1 degrees C
Sample Event	1287	Thermometer ID	5408-27568-2-2
		pH Strip ID	8129-45506-2-1

Bottles/Pre-Preserved Bottles are provided by the GTL

Chain of Custody
Groundwater
APC General Testing Laboratory

☑ Field Complete ☐ Outside Lab
☑ Lab Complete

Lab ETA: 07/23/2020 15:00

Requested Complete Date	Routine	Results To	Dustin Brooks, Greg Dyer
Site Representative	Jodi Webb	Requested By	Greg Dyer
Collector	TJ Daugherty	Location	Gaston Ash Pond

Bottles

1	Metals	500 mL	3	Hg	250 mL	5	Anions	250 mL	7	N/A	N/A
2	Diss Metals	500 mL	4	TDS	500 mL	6	Alkalinity	250 mL	8	N/A	N/A

Comments:

Sample #	Date	Time	Bottle Count	Description	Lab Filter	Lab Id
MW-26	07/22/2020	09:45	6	Groundwater		BA13714
MW-10	07/22/2020	12:40	6	Groundwater		BA13715
MW-11	07/22/2020	14:55	6	Groundwater		BA13716
MW-14	07/23/2020	09:40	6	Groundwater		BA13717
MW-30H	07/23/2020	11:30	6	Groundwater		BA13718
FB-2	07/23/2020	12:05	4	Field Blank		BA13719

Relinquished By	Received By	Date/Time
		07/23/2020 13:59

SmarTroll ID	7586-41445-5-4	All metals and radiological bottles have pH < 2	☑
Turbidity ID	4677-23342-4-1	Cooler Temp	0.0 degrees C
Sample Event	1287	Thermometer ID	5408-27568-2-2
		pH Strip ID	8129-45506-2-1

Bottles/Pre-Preserved Bottles are provided by the GTL

Chain of Custody
Groundwater
APC General Testing Laboratory

☑ Field Complete ☐ Outside Lab
☑ Lab Complete

Lab ETA: 07/28/2020 14:30

Requested Complete Date	Routine	Results To	Dustin Brooks, Greg Dyer
Site Representative	Jodi Webb	Requested By	Greg Dyer
Collector	Dallas Gentry	Location	Gaston Ash Pond

Bottles

1	Metals	500 mL	3	Hg	250 mL	5	Anions	250 mL	7	N/A	N/A
2	Dissolved Meta	500 mL	4	TDS	500 mL	6	Alkalinity	250 mL	8	N/A	N/A

Comments:

Sample #	Date	Time	Bottle Count	Description	Lab Filter	Lab Id
MW-4	07/27/2020	10:10	6	Groundwater		BA13911
MW-3	07/27/2020	11:42	6	Groundwater		BA13912
MW-19	07/27/2020	13:37	6	Groundwater		BA13913
MW-31VR	07/27/2020	15:23	6	Groundwater		BA13914
MW-15R	07/28/2020	09:07	6	Groundwater		BA13915
FB-4	07/28/2020	09:50	4	Field Blank		BA13916
MW-16V	07/28/2020	10:55	6	Groundwater		BA13917
MW-16	07/28/2020	11:59	6	Groundwater		BA13918

Relinquished By	Received By	Date/Time
Dallas Gentry	Laura Myers	07/28/2020 13:47

SmarTroll ID	7586-41446-5-5	All metals and radiological bottles have pH < 2	☑
Turbidity ID	7081-38476-1-1	Cooler Temp	0.3 degrees C
Sample Event	1287	Thermometer ID	5408-27568-2-2
		pH Strip ID	8129-45506-2-1

Bottles/Pre-Preserved Bottles are provided by the GTL

Chain of Custody
Groundwater
APC General Testing Laboratory

☑ Field Complete ☐ Outside Lab
☑ Lab Complete

Lab ETA: 07/29/2020 15:00

Requested Complete Date	Routine	Results To	Dustin Brooks, Greg Dyer
Site Representative	Jodi Webb	Requested By	Greg Dyer
Collector	TJ Daugherty	Location	Gaston Ash Pond

Bottles

1	Metals	500 mL	3	Hg	250 mL	5	Anions	250 mL	7	N/A	N/A
2	Diss Metals	500 mL	4	TDS	500 mL	6	Alkalinity	250 mL	8	N/A	N/A

Comments:

Sample #	Date	Time	Bottle Count	Description	Lab Filter	Lab Id
MW-13	07/27/2020	10:55	6	Groundwater		BA14022
MW-12	07/27/2020	14:10	6	Groundwater		BA14023
MW-7	07/28/2020	09:25	6	Groundwater		BA14024
MW-6	07/28/2020	10:30	6	Groundwater		BA14025
MW-21	07/28/2020	11:25	6	Groundwater		BA14026
MW-21 Dup	07/28/2020	11:25	6	Sample Duplicate		BA14027
MW-22	07/28/2020	12:25	6	Groundwater		BA14028
MW-22 Dup	07/28/2020	12:25	6	Sample Duplicate		BA14029
MW-5	07/28/2020	13:40	6	Groundwater		BA14030
MW-9	07/29/2020	09:50	6	Groundwater		BA14031
FB-3	07/29/2020	10:55	4	Field Blank		BA14032
EB-1	07/29/2020	11:05	4	Equipment Blank		BA14033
MW-8	07/29/2020	11:25	6	Groundwater		BA14034

Relinquished By	Received By	Date/Time
		07/29/2020 13:54

SmarTroll ID	7586-41445-5-4	All metals and radiological bottles have pH < 2	☑
Turbidity ID	4677-23342-4-1	Cooler Temp	0.1 degrees C
Sample Event	1287	Thermometer ID	5408-27568-2-2
		pH Strip ID	8129-45506-2-1

Bottles/Pre-Preserved Bottles are provided by the GTL

Chain of Custody
Groundwater
APC General Testing Laboratory

☑ Field Complete ☐ Outside Lab
☑ Lab Complete

Lab ETA: 07/29/2020 14:30

Requested Complete Date	Routine	Results To	Dustin Brooks, Greg Dyer
Site Representative	Jodi Webb	Requested By	Greg Dyer
Collector	Dallas Gentry	Location	Gaston Ash Pond

Bottles

1	Metals	500 mL	3	Hg	250 mL	5	Anions	250 mL	7	N/A	N/A
2	Dissolved Meta	500 mL	4	TDS	500 mL	6	Alkalinity	250 mL	8	N/A	N/A

Comments:

Sample #	Date	Time	Bottle Count	Description	Lab Filter	Lab Id
MW-28H	07/29/2020	08:52	6	Groundwater		BA14019
MW-29H	07/29/2020	10:27	6	Groundwater		BA14020
MW-17	07/29/2020	11:57	6	Groundwater		BA14021

Relinquished By	Received By	Date/Time
Dallas Gentry	Laura Myers	07/29/2020 14:00

SmarTroll ID	7586-41446-5-5	All metals and radiological bottles have pH < 2	☑
Turbidity ID	7081-38476-1-1	Cooler Temp	0.3 degrees C
Sample Event	1287	Thermometer ID	5408-27568-2-2
		pH Strip ID	8129-45506-2-1

Bottles/Pre-Preserved Bottles are provided by the GTL

Chain of Custody
Groundwater
APC General Testing Laboratory

☑ Field Complete ☑ Lab Complete ☑ Outside Lab

Lab ETA

Requested Complete Date	Routine	Results To	Dustin Brooks, Greg Dyer
Site Representative	Jodi Webb	Requested By	Greg Dyer
Collector	TJ Daugherty	Location	Gaston Ash Pond

Bottles												
1	Radium	1 L	3	N/A	N/A	5	N/A	N/A	7	N/A	N/A
2	N/A	N/A	4	N/A	N/A	6	N/A	N/A	8	N/A	N/A

Comments: Rad MS/MSD collected @ MW-27

Sample #	Date	Time	Bottle Count	Description	Lab Filter	Lab Id
MW-27	07/21/2020	09:50	3	Groundwater		BA13437
MW-23D	07/21/2020	11:50	1	Groundwater		BA13438
MW-23S	07/21/2020	13:00	1	Groundwater		BA13439

Relinquished By	Received By	Date/Time
		07/21/2020 14:49

SmarTroll ID	7586-41445-5-4	All metals and radiological bottles have pH < 2	☑
Turbidity ID	4677-23342-4-1	Cooler Temp	N/A
Sample Event	1287	Thermometer ID	N/A
		pH Strip ID	7901-43573-2-2; 8129-45506-2-1

Bottles/Pre-Preserved Bottles are provided by the GTL

Chain of Custody
Groundwater
APC General Testing Laboratory

☑ Field Complete ☑ Lab Complete ☑ Outside Lab

Lab ETA

Requested Complete Date	Routine	Results To	Dustin Brooks, Greg Dyer
Site Representative	Jodi Webb	Requested By	Greg Dyer
Collector	Dallas Gentry	Location	Gaston Ash Pond

Bottles

1	Radium	1 L	3	N/A	N/A	5	N/A	N/A	7	N/A	N/A
2	N/A	N/A	4	N/A	N/A	6	N/A	N/A	8	N/A	N/A

Comments

Sample #	Date	Time	Bottle Count	Description	Lab Filter	Lab Id
MW-37V	07/20/2020	10:57	1	Groundwater		BA13440
MW-32V	07/20/2020	12:21	1	Groundwater		BA13441
FB-1	07/20/2020	13:10	1	Field Blank		BA13442
MW-36V	07/20/2020	14:32	1	Groundwater		BA13443
MW-34V	07/21/2020	09:20	1	Groundwater		BA13444
MW-35V	07/21/2020	11:56	1	Groundwater		BA13445
MW-33V	07/21/2020	13:30	1	Groundwater		BA13446

Relinquished By	Received By	Date/Time
		07/21/2020 15:12

SmarTroll ID	7586-41446-5-5	All metals and radiological bottles have pH < 2	☑
Turbidity ID	7081-38476-1-1	Cooler Temp	N/A
Sample Event	1287	Thermometer ID	N/A
		pH Strip ID	8129-45506-2-1

Bottles/Pre-Preserved Bottles are provided by the GTL

Chain of Custody
Groundwater
APC General Testing Laboratory

☑ Field Complete ☑ Lab Complete ☑ Outside Lab

Lab ETA

Requested Complete Date	Routine	Results To	Dustin Brooks, Greg Dyer
Site Representative	Jodi Webb	Requested By	Greg Dyer
Collector	Dallas Gentry	Location	Gaston Ash Pond

Bottles																
	1	Radium	1 L	3	N/A	N/A	5	N/A	N/A	7	N/A	N/A
	2	N/A	N/A	4	N/A	N/A	6	N/A	N/A	8	N/A	N/A

Comments: Radium Matrix Spike/Matrix Spike Duplicate collected at MW-18
Correcting MW-17SV & MW-17SV Dup time to 08:23 per bottles. LBM 7/24/20

Sample #	Date	Time	Bottle Count	Description	Lab Filter	Lab Id
MW-20V	07/22/2020	09:32	1	Groundwater		BA13720
MW-20SV	07/22/2020	11:05	1	Groundwater		BA13721
MW-20SV dup	07/22/2020	11:05	1	Sample Duplicate		BA13722
MW-20	07/22/2020	12:30	1	Groundwater		BA13723
MW-18	07/22/2020	13:34	3	Groundwater		BA13724
MW-17SV	07/23/2020	08:23	1	Groundwater		BA13725
MW-17SV dup	07/23/2020	08:23	1	Sample Duplicate		BA13726
MW-17V	07/23/2020	11:17	1	Groundwater		BA13727

Relinquished By	Received By	Date/Time
		07/23/2020 13:42

SmarTroll ID	7586-41446-5-5	All metals and radiological bottles have pH < 2	☑
Turbidity ID	7081-38476-1-1	Cooler Temp	N/A
Sample Event	1287	Thermometer ID	N/A
		pH Strip ID	8129-45506-2-1

Bottles/Pre-Preserved Bottles are provided by the GTL

Chain of Custody
Groundwater
APC General Testing Laboratory

☑ Field Complete ☑ Lab Complete ☑ Outside Lab

Lab ETA: 07/23/2020 15:00

Requested Complete Date	Routine	Results To	Dustin Brooks, Greg Dyer
Site Representative	Jodi Webb	Requested By	Greg Dyer
Collector	TJ Daugherty	Location	Gaston Ash Pond

Bottles

1	Radium	1 L	3	N/A	N/A	5	N/A	N/A	7	N/A	N/A
2	N/A	N/A	4	N/A	N/A	6	N/A	N/A	8	N/A	N/A

Comments:

Sample #	Date	Time	Bottle Count	Description	Lab Filter	Lab Id
MW-26	07/22/2020	09:45	1	Groundwater		BA13728
MW-10	07/22/2020	12:40	1	Groundwater		BA13729
MW-11	07/22/2020	14:55	1	Groundwater		BA13730
MW-14	07/23/2020	09:40	1	Groundwater		BA13731
MW-30H	07/23/2020	11:30	1	Groundwater		BA13732
FB-2	07/23/2020	12:05	1	Field Blank		BA13733

Relinquished By	Received By	Date/Time
		07/23/2020 13:59

SmarTroll ID	7586-41445-5-4	All metals and radiological bottles have pH < 2	☑
Turbidity ID	4677-23342-4-1	Cooler Temp	N/A
Sample Event	1287	Thermometer ID	N/A
		pH Strip ID	8129-45506-2-1

Bottles/Pre-Preserved Bottles are provided by the GTL

Chain of Custody
Groundwater
APC General Testing Laboratory

☑ Field Complete ☑ Lab Complete ☑ Outside Lab

Lab ETA: 07/28/2020 14:30

Requested Complete Date	Routine	Results To	Dustin Brooks, Greg Dyer
Site Representative	Jodi Webb	Requested By	Greg Dyer
Collector	Dallas Gentry	Location	Gaston Ash Pond

Bottles															
	1	Radium	1 L	3	N/A	N/A	5	N/A	N/A	7	N/A	N/A
	2	N/A	N/A	4	N/A	N/A	6	N/A	N/A	8	N/A	N/A

Comments: Radium MS/MSD collected at MW-4

Sample #	Date	Time	Bottle Count	Description	Lab Filter	Lab Id
MW-4	07/27/2020	10:10	3	Groundwater		BA13919
MW-3	07/27/2020	11:42	1	Groundwater		BA13920
MW-19	07/27/2020	13:37	1	Groundwater		BA13921
MW-31VR	07/27/2020	15:23	1	Groundwater		BA13922
MW-15R	07/28/2020	09:07	1	Groundwater		BA13923
FB-4	07/28/2020	09:50	1	Field Blank		BA13924
MW-16V	07/28/2020	10:55	1	Groundwater		BA13925
MW-16	07/28/2020	11:59	1	Groundwater		BA13926

Relinquished By	Received By	Date/Time
Dallas Gentry	Laura Mayo	07/28/2020 13:47

SmarTroll ID	7586-41446-5-5	All metals and radiological bottles have pH < 2	☑
Turbidity ID	7081-38476-1-1	Cooler Temp	N/A
Sample Event	1287	Thermometer ID	N/A
		pH Strip ID	8129-45506-2-1

Bottles/Pre-Preserved Bottles are provided by the GTL

Chain of Custody
Groundwater
APC General Testing Laboratory

☑ Field Complete ☑ Lab Complete ☑ Outside Lab

Lab ETA: 07/29/2020 15:00

Requested Complete Date	Routine	Results To	Dustin Brooks, Greg Dyer
Site Representative	Jodi Webb	Requested By	Greg Dyer
Collector	TJ Daugherty	Location	Gaston Ash Pond

Bottles

1	Radium	1 L	3	N/A	N/A	5	N/A	N/A	7	N/A	N/A
2	N/A	N/A	4	N/A	N/A	6	N/A	N/A	8	N/A	N/A

Comments:

Sample #	Date	Time	Bottle Count	Description	Lab Filter	Lab Id
MW-13	07/27/2020	10:55	1	Groundwater		BA14038
MW-12	07/27/2020	14:10	1	Groundwater		BA14039
MW-7	07/28/2020	09:25	1	Groundwater		BA14040
MW-6	07/28/2020	10:30	1	Groundwater		BA14041
MW-21	07/28/2020	11:25	1	Groundwater		BA14042
MW-21 Dup	07/28/2020	11:25	1	Sample Duplicate		BA14043
MW-22	07/28/2020	12:25	1	Groundwater		BA14044
MW-22 Dup	07/28/2020	12:25	1	Sample Duplicate		BA14045
MW-5	07/28/2020	13:40	1	Groundwater		BA14046
MW-9	07/29/2020	09:50	1	Groundwater		BA14047
FB-3	07/29/2020	10:55	1	Field Blank		BA14048
EB-1	07/29/2020	11:05	1	Equipment Blank		BA14049
MW-8	07/29/2020	11:25	1	Groundwater		BA14050

Relinquished By	Received By	Date/Time
		07/29/2020 13:54

SmarTroll ID	7586-41445-5-4	All metals and radiological bottles have pH < 2	☑
Turbidity ID	4677-23342-4-1	Cooler Temp	N/A
Sample Event	1287	Thermometer ID	N/A
		pH Strip ID	8129-45506-2-1

Bottles/Pre-Preserved Bottles are provided by the GTL

Chain of Custody
Groundwater
APC General Testing Laboratory

☑ Field Complete ☑ Lab Complete ☑ Outside Lab

Lab ETA: 07/29/2020 14:30

Requested Complete Date	Routine	Results To	Dustin Brooks, Greg Dyer
Site Representative	Jodi Webb	Requested By	Greg Dyer
Collector	Dallas Gentry	Location	Gaston Ash Pond

Bottles												
1	Radium	1 L	3	N/A	N/A	5	N/A	N/A	7	N/A	N/A
2	N/A	N/A	4	N/A	N/A	6	N/A	N/A	8	N/A	N/A

Comments:

Sample #	Date	Time	Bottle Count	Description	Lab Filter	Lab Id
MW-28H	07/29/2020	08:52	1	Groundwater		BA14035
MW-29H	07/29/2020	10:27	1	Groundwater		BA14036
MW-17	07/29/2020	11:57	1	Groundwater		BA14037

Relinquished By	Received By	Date/Time
		07/29/2020 14:00

SmarTroll ID	7586-41446-5-5	All metals and radiological bottles have pH < 2	☑
Turbidity ID	7081-38476-1-1	Cooler Temp	N/A
Sample Event	1287	Thermometer ID	N/A
		pH Strip ID	8129-45506-2-1

Bottles/Pre-Preserved Bottles are provided by the GTL

eurofins | Environment Testing America

ANALYTICAL REPORT

Eurofins TestAmerica, Pensacola
3355 McLemore Drive
Pensacola, FL 32514
Tel: (850)474-1001

Laboratory Job ID: 400-191643-1
Laboratory Sample Delivery Group: Gaston Ash Pond 1287
Client Project/Site: CCR Plant Gaston
Revision: 1

For:
Alabama Power General Test Laboratory
744 County Rd 87
GSC #8
Calera, Alabama 35040

Attn: Laura Midkiff

Cheyenne Whitmire

Authorized for release by:
9/22/2020 3:53:18 PM

Cheyenne Whitmire, Project Manager II
(850)471-6222
Cheyenne.Whitmire@Eurofinset.com

LINKS

Review your project results through TotalAccess

Have a Question? Ask The Expert

Visit us at: www.eurofinsus.com/Env

The test results in this report meet all 2003 NELAC, 2009 TNI, and 2016 TNI requirements for accredited parameters, exceptions are noted in this report. This report may not be reproduced except in full, and with written approval from the laboratory. For questions please contact the Project Manager at the e-mail address or telephone number listed on this page.

This report has been electronically signed and authorized by the signatory. Electronic signature is intended to be the legally binding equivalent of a traditionally handwritten signature.

Results relate only to the items tested and the sample(s) as received by the laboratory.

Table of Contents

Cover Page 1
Table of Contents 2
Case Narrative 3
Method Summary 7
Sample Summary 8
Client Sample Results 9
Definitions 57
Chronicle 58
QC Association 70
QC Sample Results 73
Chain of Custody 80
Receipt Checklists 87
Certification Summary 89

Job ID: 400-191643-1

Laboratory: Eurofins TestAmerica, Pensacola

Narrative

Job Narrative
400-191643-1

RAD

Method 9315: Radium-226 prep batch 160-478643. Any minimum detectable concentration (MDC), critical value (DLC), or Safe Drinking Water Act detection limit (SDWA DL) is sample-specific unless otherwise stated elsewhere in this narrative. Radiochemistry sample results are reported with the count date/time applied as the Activity Reference Date. BA 13721 MW-20SV (400-191643-12), BA 13722 MW-20SV DUP (400-191643-13), BA 13723 MW-20 (400-191643-14), BA 13724 MW-18 (400-191643-15), BA 13724 MW-18 (400-191643-15[MS]), BA 13724 MW-18 (400-191643-15[MSD]), BA 13725 MW-17SV (400-191643-16), BA 13726 MW-17SV DUP (400-191643-17), BA 13727 MW-17V (400-191643-18), BA 13728 MW-26 (400-191643-19), BA 13729 MW-10 (400-191643-20), BA 13730 MW-11 (400-191643-21), BA 13731 MW-14 (400-191643-22), BA 13732 MW-30H (400-191643-23), BA 13733 FB-2 (400-191643-24), BA 13919 MW-4 (400-191643-25), BA 13919 MW-4 (400-191643-25[MS]), BA 13919 MW-4 (400-191643-25[MSD]), BA 13920 MW-3 (400-191643-26), BA 13921 MW-19 (400-191643-27), BA 13922 MW-31VR (400-191643-28), (LCS 160-478643/1-A) and (MB 160-478643/23-A)

Method 9315: Radium-226 prep batch 160-478660. Any minimum detectable concentration (MDC), critical value (DLC), or Safe Drinking Water Act detection limit (SDWA DL) is sample-specific unless otherwise stated elsewhere in this narrative. Radiochemistry sample results are reported with the count date/time applied as the Activity Reference Date. BA 13923 MW-15R (400-191643-29), BA 13924 FB-4 (400-191643-30), BA 13925 MW-16V (400-191643-31), BA 13926 MW-16 (400-191643-32), BA 14035 MW-28H (400-191643-33), BA 14036 MW-29H (400-191643-34), BA 14037 MW-17 (400-191643-35), BA 14038 MW-13 (400-191643-36), BA 14039 MW-12 (400-191643-37), BA 14040 MW-7 (400-191643-38), BA 14041 MW-6 (400-191643-39), BA 14042 MW-21 (400-191643-40), BA 14043 MW-21 DUP (400-191643-41), BA 14044 MW-22 (400-191643-42), BA 14045 MW-22 DUP (400-191643-43), BA 14046 MW-5 (400-191643-44), BA 14047 MW-9 (400-191643-45), BA 14048 FB-3 (400-191643-46), BA 14049 EB-1 (400-191643-47), BA 14050 MW-8 (400-191643-48), (LCS 160-478660/1-A), (LCSD 160-478660/2-A) and (MB 160-478660/23-A)

Method 9315: Radium-226 prep batch 160-478597. Any minimum detectable concentration (MDC), critical value (DLC), or Safe Drinking Water Act detection limit (SDWA DL) is sample-specific unless otherwise stated elsewhere in this narrative. Radiochemistry sample results are reported with the count date/time applied as the Activity Reference Date. BA 13437 MW-27 (400-191643-1), BA 13437 MW-27 (400-191643-1[MS]), BA 13437 MW-27 (400-191643-1[MSD]), BA 13438 MW-23D (400-191643-2), BA 13439 MW-23S (400-191643-3), BA 13440 MW-37V (400-191643-4), BA 13441 MW-32V (400-191643-5), BA 13442 FB-1 (400-191643-6), BA 13443 MW-36V (400-191643-7), BA 13444 MW-34V (400-191643-8), BA 13445 MW-35V (400-191643-9), BA 13446 MW-33V (400-191643-10), BA 13720 MW-20V (400-191643-11), (LCS 160-478597/1-A) and (MB 160-478597/24-A)

Method 9320: Radium-228 Prep Batch 160-478599. Any minimum detectable concentration (MDC), critical value (DLC), or Safe Drinking Water Act detection limit (SDWA DL) is sample-specific unless otherwise stated elsewhere in this narrative. Radiochemistry sample results are reported with the count date/time applied as the Activity Reference Date. BA 13437 MW-27 (400-191643-1), BA 13437 MW-27 (400-191643-1[MS]), BA 13437 MW-27 (400-191643-1[MSD]), BA 13438 MW-23D (400-191643-2), BA 13439 MW-23S (400-191643-3), BA 13440 MW-37V (400-191643-4), BA 13441 MW-32V (400-191643-5), BA 13442 FB-1 (400-191643-6), BA 13443 MW-36V (400-191643-7), BA 13444 MW-34V (400-191643-8), BA 13445 MW-35V (400-191643-9), BA 13446 MW-33V (400-191643-10), BA 13720 MW-20V (400-191643-11), (LCS 160-478599/1-A) and (MB 160-478599/24-A)

Method 9320: Radium-228 prep batch 160-478664. The Ra-228 laboratory control sample/laboratory control sample duplicate (LCS/LCSD) recovery (129% and 152%) associated with the following samples is outside the upper QC limit of (125%) indicating a potential positive bias for that analyte. This analyte was not observed above the MDC/RL in the associated samples; therefore the sample data is not adversely affected by this excursion. The data have been reported with this narrative. BA 14038 MW-13 (400-191643-36), BA 14041 MW-6 (400-191643-39), BA 14042 MW-21 (400-191643-40), BA 14043 MW-21 DUP (400-191643-41), BA 14044 MW-22 (400-191643-42), BA 14046 MW-5 (400-191643-44), BA 14047 MW-9 (400-191643-45), BA 14048 FB-3 (400-191643-46), BA 14050 MW-8 (400-191643-48), (LCS 160-478664/1-A) and (LCSD 160-478664/2-A)

Method 9320: Radium-228 prep batch 160-478664. Any minimum detectable concentration (MDC), critical value (DLC), or Safe Drinking Water Act detection limit (SDWA DL) is sample-specific unless otherwise stated elsewhere in this narrative. Radiochemistry sample results are reported with the count date/time applied as the Activity Reference Date. BA 14038 MW-13 (400-191643-36), BA 14041 MW-6 (400-191643-39), BA 14042 MW-21 (400-191643-40), BA 14043 MW-21 DUP (400-191643-41), BA 14044 MW-22 (400-191643-42), BA 14047 MW-9 (400-191643-45), BA 14048 FB-3 (400-191643-46), BA 14050 MW-8 (400-191643-48), (LCS 160-478664/1-A), (LCSD 160-478664/2-A) and (MB 160-478664/23-A)

Job ID: 400-191643-1 (Continued)

Laboratory: Eurofins TestAmerica, Pensacola (Continued)

Method 9320: Radium-228 prep batch 160-480890. The Radium-228 detection goal was not met for the following samples due to insufficient sample available for analysis: BA 13923 MW-15R (400-191643-29), BA 13924 FB-4 (400-191643-30), BA 13925 MW-16V (400-191643-31), BA 13926 MW-16 (400-191643-32), BA 14035 MW-28H (400-191643-33), BA 14036 MW-29H (400-191643-34), BA 14037 MW-17 (400-191643-35), BA 14039 MW-12 (400-191643-37), BA 14040 MW-7 (400-191643-38), BA 14045 MW-22 DUP (400-191643-43), BA 14046 MW-5 (400-191643-44), BA 14049 EB-1 (400-191643-47), (LCS 160-480890/1-A), (LCSD 160-480890/2-A) and (MB 160-480890/16-A). Analytical results are reported with the detection limit achieved.

Method 9320: Radium-228 prep batch 160-480890. Any minimum detectable concentration (MDC), critical value (DLC), or Safe Drinking Water Act detection limit (SDWA DL) is sample-specific unless otherwise stated elsewhere in this narrative. Radiochemistry sample results are reported with the count date/time applied as the Activity Reference Date. BA 13923 MW-15R (400-191643-29), BA 13924 FB-4 (400-191643-30), BA 13925 MW-16V (400-191643-31), BA 13926 MW-16 (400-191643-32), BA 14035 MW-28H (400-191643-33), BA 14036 MW-29H (400-191643-34), BA 14037 MW-17 (400-191643-35), BA 14039 MW-12 (400-191643-37), BA 14040 MW-7 (400-191643-38), BA 14045 MW-22 DUP (400-191643-43), BA 14046 MW-5 (400-191643-44), BA 14049 EB-1 (400-191643-47), (LCS 160-480890/1-A), (LCSD 160-480890/2-A) and (MB 160-480890/16-A)

Method 9320: Radium-228 prep batch 160-480890. The method blanks (MB) has Ra-228 activity above the MDC and RL. There is insufficient volume for re-analysis. The results are reported with this narrative.

Method 9320: Radium-228 prep batch 160-480890. The Ra-228 laboratory control sample duplicate (LCSD) recovery (149%) associated with the following samples is outside the upper QC limit of (125%) indicating a potential positive bias for that analyte. There is insufficient volume for re-analysis, therefore the data have been reported with this narrative. BA 13923 MW-15R (400-191643-29), BA 13924 FB-4 (400-191643-30), BA 13925 MW-16V (400-191643-31), BA 13926 MW-16 (400-191643-32), BA 14035 MW-28H (400-191643-33), BA 14036 MW-29H (400-191643-34), BA 14037 MW-17 (400-191643-35), BA 14039 MW-12 (400-191643-37), BA 14040 MW-7 (400-191643-38), BA 14045 MW-22 DUP (400-191643-43), BA 14046 MW-5 (400-191643-44), BA 14049 EB-1 (400-191643-47), (LCS 160-480890/1-A), (LCSD 160-480890/2-A) and (MB 160-480890/16-A)

Method 9320: Radium-228 Prep Batch 160-481572. Samples BA 13726 MW-17SV DUP (400-191643-17), BA 13727 MW-17V (400-191643-18), BA 13728 MW-26 (400-191643-19), BA 13729 MW-10 (400-191643-20), BA 13730 MW-11 (400-191643-21), BA 13731 MW-14 (400-191643-22) and BA 13732 MW-30H (400-191643-23) were unable to be reported from this analysis run because the instrument malfunctioned and did not record data from the run. Due to short half-life of Ac-228 the samples are unable to be re-counted.

Method 9320: Radium-228 Prep Batch 160-481572. Any minimum detectable concentration (MDC), critical value (DLC), or Safe Drinking Water Act detection limit (SDWA DL) is sample-specific unless otherwise stated elsewhere in this narrative. Radiochemistry sample results are reported with the count date/time applied as the Activity Reference Date. BA 13721 MW-20SV (400-191643-12), BA 13722 MW-20SV DUP (400-191643-13), BA 13723 MW-20 (400-191643-14), BA 13724 MW-18 (400-191643-15), BA 13724 MW-18 (400-191643-15[MS]), BA 13724 MW-18 (400-191643-15[MSD]), BA 13725 MW-17SV (400-191643-16), BA 13733 FB-2 (400-191643-24), BA 13919 MW-4 (400-191643-25), BA 13919 MW-4 (400-191643-25[MS]), BA 13919 MW-4 (400-191643-25[MSD]), BA 13920 MW-3 (400-191643-26), BA 13921 MW-19 (400-191643-27) and BA 13922 MW-31VR (400-191643-28)

Method 9320: Radium-228 Prep Batch 160-481572. The following sample(s) did not meet the requested limit (RL) due to the reduced sample volume attributed to the limited volume remaining for re-analysis. The method blank (MB) and laboratory control sample (LCS) were also run at the reduced aliquot following NELAC guidance to match the nominal volume of client samples in the prep batch. The data have been reported with this narrative. BA 13721 MW-20SV (400-191643-12), BA 13722 MW-20SV DUP (400-191643-13), BA 13723 MW-20 (400-191643-14), BA 13724 MW-18 (400-191643-15), BA 13724 MW-18 (400-191643-15[MS]), BA 13724 MW-18 (400-191643-15[MSD]), BA 13725 MW-17SV (400-191643-16), BA 13733 FB-2 (400-191643-24), BA 13919 MW-4 (400-191643-25), BA 13919 MW-4 (400-191643-25[MS]), BA 13919 MW-4 (400-191643-25[MSD]), BA 13920 MW-3 (400-191643-26), BA 13921 MW-19 (400-191643-27) and BA 13922 MW-31VR (400-191643-28)

Method 9320: Radium-228 Prep Batch 160-478657. Any minimum detectable concentration (MDC), critical value (DLC), or Safe Drinking Water Act detection limit (SDWA DL) is sample-specific unless otherwise stated elsewhere in this narrative. Radiochemistry sample results are reported with the count date/time applied as the Activity Reference Date. BA 13724 MW-18 (400-191643-15), BA 13724 MW-18 (400-191643-15[MS]), BA 13724 MW-18 (400-191643-15[MSD]), BA 13726 MW-17SV DUP (400-191643-17), BA 13727 MW-17V (400-191643-18), BA 13728 MW-26 (400-191643-19), BA 13729 MW-10 (400-191643-20), BA 13730 MW-11 (400-191643-21), BA 13731 MW-14 (400-191643-22) and BA 13732 MW-30H (400-191643-23)

Job ID: 400-191643-1 (Continued)

Laboratory: Eurofins TestAmerica, Pensacola (Continued)

Method 9320: Radium-228 Prep Batch 160-478657. The laboratory control sample (LCS) for the following samples recovered outside the upper control limit (recovery 139%, upper limit 125%). The matrix spike/ matrix spike duplicate (MS/MSD) and method blank (MB) all meet acceptable quality criteria. There was insufficient sample to perform a re-extraction or re-analysis; therefore, the data have been reported with this narrative.

Method PrecSep_0: Radium 228 Prep Batch 160-478599. The following samples were prepared at a reduced aliquot to insure sufficient volume remains if needed for analysis: BA 13437 MW-27 (400-191643-1), BA 13437 MW-27 (400-191643-1[MS]), BA 13437 MW-27 (400-191643-1[MSD]), BA 13438 MW-23D (400-191643-2), BA 13439 MW-23S (400-191643-3), BA 13440 MW-37V (400-191643-4), BA 13441 MW-32V (400-191643-5), BA 13442 FB-1 (400-191643-6), BA 13443 MW-36V (400-191643-7), BA 13444 MW-34V (400-191643-8), BA 13445 MW-35V (400-191643-9), BA 13446 MW-33V (400-191643-10) and BA 13720 MW-20V (400-191643-11).

Method PrecSep_0: Radium 228 Prep Batch 160-478657. The following samples were prepared at a reduced aliquot to insure sufficient volume remains if needed for analysis: BA 13721 MW-20SV (400-191643-12), BA 13722 MW-20SV DUP (400-191643-13), BA 13723 MW-20 (400-191643-14), BA 13724 MW-18 (400-191643-15), BA 13724 MW-18 (400-191643-15[MS]), BA 13724 MW-18 (400-191643-15[MSD]), BA 13725 MW-17SV (400-191643-16), BA 13726 MW-17SV DUP (400-191643-17), BA 13727 MW-17V (400-191643-18), BA 13728 MW-26 (400-191643-19), BA 13729 MW-10 (400-191643-20), BA 13730 MW-11 (400-191643-21), BA 13731 MW-14 (400-191643-22), BA 13732 MW-30H (400-191643-23), BA 13733 FB-2 (400-191643-24), BA 13919 MW-4 (400-191643-25), BA 13919 MW-4 (400-191643-25[MS]), BA 13919 MW-4 (400-191643-25[MSD]), BA 13920 MW-3 (400-191643-26), BA 13921 MW-19 (400-191643-27) and BA 13922 MW-31VR (400-191643-28).

Method PrecSep_0: Radium 228 Prep Batch 160-478664. Insufficient sample volume was available to perform a sample duplicate for the following samples: BA 13923 MW-15R (400-191643-29), BA 13924 FB-4 (400-191643-30), BA 13925 MW-16V (400-191643-31), BA 13926 MW-16 (400-191643-32), BA 14035 MW-28H (400-191643-33), BA 14036 MW-29H (400-191643-34), BA 14037 MW-17 (400-191643-35), BA 14038 MW-13 (400-191643-36), BA 14039 MW-12 (400-191643-37), BA 14040 MW-7 (400-191643-38), BA 14041 MW-6 (400-191643-39), BA 14042 MW-21 (400-191643-40), BA 14043 MW-21 DUP (400-191643-41), BA 14044 MW-22 (400-191643-42), BA 14045 MW-22 DUP (400-191643-43), BA 14046 MW-5 (400-191643-44), BA 14047 MW-9 (400-191643-45), BA 14048 FB-3 (400-191643-46), BA 14049 EB-1 (400-191643-47) and BA 14050 MW-8 (400-191643-48). A laboratory control sample/ laboratory control sample duplicate (LCS/LCSD) were prepared instead to demonstrate batch precision.

Method PrecSep_0: Radium 228 Prep Batch 160-478664. The following samples were prepared at a reduced aliquot to insure sufficient volume remains if needed for analysis: BA 13923 MW-15R (400-191643-29), BA 13924 FB-4 (400-191643-30), BA 13925 MW-16V (400-191643-31), BA 13926 MW-16 (400-191643-32), BA 14035 MW-28H (400-191643-33), BA 14036 MW-29H (400-191643-34), BA 14037 MW-17 (400-191643-35), BA 14038 MW-13 (400-191643-36), BA 14039 MW-12 (400-191643-37), BA 14040 MW-7 (400-191643-38), BA 14041 MW-6 (400-191643-39), BA 14042 MW-21 (400-191643-40), BA 14043 MW-21 DUP (400-191643-41), BA 14044 MW-22 (400-191643-42), BA 14045 MW-22 DUP (400-191643-43), BA 14046 MW-5 (400-191643-44), BA 14047 MW-9 (400-191643-45), BA 14048 FB-3 (400-191643-46), BA 14049 EB-1 (400-191643-47) and BA 14050 MW-8 (400-191643-48).

Method PrecSep_0: Radium 228 Prep Batch 160-480890. Insufficient sample volume was available to perform a sample duplicate for the following samples: BA 13923 MW-15R (400-191643-29), BA 13924 FB-4 (400-191643-30), BA 13925 MW-16V (400-191643-31), BA 13926 MW-16 (400-191643-32), BA 14035 MW-28H (400-191643-33), BA 14036 MW-29H (400-191643-34), BA 14037 MW-17 (400-191643-35), BA 14039 MW-12 (400-191643-37), BA 14040 MW-7 (400-191643-38), BA 14045 MW-22 DUP (400-191643-43), BA 14046 MW-5 (400-191643-44) and BA 14049 EB-1 (400-191643-47). A laboratory control sample/ laboratory control sample duplicate (LCS/LCSD) were prepared instead to demonstrate batch precision. The following samples were prepared at a reduced aliquot due to re extraction of the samples: BA 13923 MW-15R (400-191643-29), BA 13924 FB-4 (400-191643-30), BA 13925 MW-16V (400-191643-31), BA 13926 MW-16 (400-191643-32), BA 14035 MW-28H (400-191643-33), BA 14036 MW-29H (400-191643-34), BA 14037 MW-17 (400-191643-35), BA 14039 MW-12 (400-191643-37), BA 14040 MW-7 (400-191643-38), BA 14045 MW-22 DUP (400-191643-43), BA 14046 MW-5 (400-191643-44) and BA 14049 EB-1 (400-191643-47).

Method PrecSep_0: Radium 228 Prep Batch 160-481572. The following samples were prepared at a reduced aliquot to insure sufficient volume remains if needed for analysis: BA 13721 MW-20SV (400-191643-12), BA 13722 MW-20SV DUP (400-191643-13), BA 13723 MW-20 (400-191643-14), BA 13724 MW-18 (400-191643-15), BA 13724 MW-18 (400-191643-15[MS]), BA 13724 MW-18 (400-191643-15[MSD]), BA 13725 MW-17SV (400-191643-16), BA 13726 MW-17SV DUP (400-191643-17), BA 13727 MW-17V (400-191643-18), BA 13728 MW-26 (400-191643-19), BA 13729 MW-10 (400-191643-20), BA 13730 MW-11 (400-191643-21), BA 13731 MW-14 (400-191643-22), BA 13732 MW-30H (400-191643-23), BA 13733 FB-2 (400-191643-24), BA 13919 MW-4 (400-191643-25), BA

Job ID: 400-191643-1 (Continued)

Laboratory: Eurofins TestAmerica, Pensacola (Continued)

13919 MW-4 (400-191643-25[MS]), BA 13919 MW-4 (400-191643-25[MSD]), BA 13920 MW-3 (400-191643-26), BA 13921 MW-19 (400-191643-27) and BA 13922 MW-31VR (400-191643-28).

Method PrecSep-21: Radium 226 Prep Batch 160-478597. The following samples were prepared at a reduced aliquot to insure sufficient volume remains if needed for analysis: BA 13437 MW-27 (400-191643-1), BA 13437 MW-27 (400-191643-1[MS]), BA 13437 MW-27 (400-191643-1[MSD]), BA 13438 MW-23D (400-191643-2), BA 13439 MW-23S (400-191643-3), BA 13440 MW-37V (400-191643-4), BA 13441 MW-32V (400-191643-5), BA 13442 FB-1 (400-191643-6), BA 13443 MW-36V (400-191643-7), BA 13444 MW-34V (400-191643-8), BA 13445 MW-35V (400-191643-9), BA 13446 MW-33V (400-191643-10) and BA 13720 MW-20V (400-191643-11).

Method PrecSep-21: Radium 226 Prep Batch 160-478643. The following samples were prepared at a reduced aliquot to insure sufficient volume remains if needed for analysis: BA 13721 MW-20SV (400-191643-12), BA 13722 MW-20SV DUP (400-191643-13), BA 13723 MW-20 (400-191643-14), BA 13724 MW-18 (400-191643-15), BA 13724 MW-18 (400-191643-15[MS]), BA 13724 MW-18 (400-191643-15[MSD]), BA 13725 MW-17SV (400-191643-16), BA 13726 MW-17SV DUP (400-191643-17), BA 13727 MW-17V (400-191643-18), BA 13728 MW-26 (400-191643-19), BA 13729 MW-10 (400-191643-20), BA 13730 MW-11 (400-191643-21), BA 13731 MW-14 (400-191643-22), BA 13732 MW-30H (400-191643-23), BA 13733 FB-2 (400-191643-24), BA 13919 MW-4 (400-191643-25), BA 13919 MW-4 (400-191643-25[MS]), BA 13919 MW-4 (400-191643-25[MSD]), BA 13920 MW-3 (400-191643-26), BA 13921 MW-19 (400-191643-27) and BA 13922 MW-31VR (400-191643-28).

Method PrecSep-21: Radium 226 Prep Batch 160-478660. The following samples were prepared at a reduced aliquot to insure sufficient volume remains if needed for analysis: BA 13923 MW-15R (400-191643-29), BA 13924 FB-4 (400-191643-30), BA 13925 MW-16V (400-191643-31), BA 13926 MW-16 (400-191643-32), BA 14035 MW-28H (400-191643-33), BA 14036 MW-29H (400-191643-34), BA 14037 MW-17 (400-191643-35), BA 14038 MW-13 (400-191643-36), BA 14039 MW-12 (400-191643-37), BA 14040 MW-7 (400-191643-38), BA 14041 MW-6 (400-191643-39), BA 14042 MW-21 (400-191643-40), BA 14043 MW-21 DUP (400-191643-41), BA 14044 MW-22 (400-191643-42), BA 14045 MW-22 DUP (400-191643-43), BA 14046 MW-5 (400-191643-44), BA 14047 MW-9 (400-191643-45), BA 14048 FB-3 (400-191643-46), BA 14049 EB-1 (400-191643-47) and BA 14050 MW-8 (400-191643-48).

Method PrecSep-21: Radium 226 Prep Batch 160-478660. Insufficient sample volume was available to perform a sample duplicate for the following samples: BA 13923 MW-15R (400-191643-29), BA 13924 FB-4 (400-191643-30), BA 13925 MW-16V (400-191643-31), BA 13926 MW-16 (400-191643-32), BA 14035 MW-28H (400-191643-33), BA 14036 MW-29H (400-191643-34), BA 14037 MW-17 (400-191643-35), BA 14038 MW-13 (400-191643-36), BA 14039 MW-12 (400-191643-37), BA 14040 MW-7 (400-191643-38), BA 14041 MW-6 (400-191643-39), BA 14042 MW-21 (400-191643-40), BA 14043 MW-21 DUP (400-191643-41), BA 14044 MW-22 (400-191643-42), BA 14045 MW-22 DUP (400-191643-43), BA 14046 MW-5 (400-191643-44), BA 14047 MW-9 (400-191643-45), BA 14048 FB-3 (400-191643-46), BA 14049 EB-1 (400-191643-47) and BA 14050 MW-8 (400-191643-48). A laboratory control sample/ laboratory control sample duplicate (LCS/LCSD) were prepared instead to demonstrate batch precision.

Method Summary

Client: Alabama Power General Test Laboratory
Project/Site: CCR Plant Gaston

Job ID: 400-191643-1
SDG: Gaston Ash Pond 1287

Method	Method Description	Protocol	Laboratory
9315	Radium-226 (GFPC)	SW846	TAL SL
9320	Radium-228 (GFPC)	SW846	TAL SL
Ra226_Ra228	Combined Radium-226 and Radium-228	TAL-STL	TAL SL
PrecSep_0	Preparation, Precipitate Separation	None	TAL SL
PrecSep-21	Preparation, Precipitate Separation (21-Day In-Growth)	None	TAL SL

Protocol References:

None = None

SW846 = "Test Methods For Evaluating Solid Waste, Physical/Chemical Methods", Third Edition, November 1986 And Its Updates.

TAL-STL = TestAmerica Laboratories, St. Louis, Facility Standard Operating Procedure.

Laboratory References:

TAL SL = Eurofins TestAmerica, St. Louis, 13715 Rider Trail North, Earth City, MO 63045, TEL (314)298-8566

Sample Summary

Client: Alabama Power General Test Laboratory
Project/Site: CCR Plant Gaston

Job ID: 400-191643-1
SDG: Gaston Ash Pond 1287

Lab Sample ID	Client Sample ID	Matrix	Collected	Received	Asset ID
400-191643-1	BA 13437 MW-27	Water	07/21/20 09:50	08/03/20 13:10	
400-191643-2	BA 13438 MW-23D	Water	07/21/20 11:50	08/03/20 13:10	
400-191643-3	BA 13439 MW-23S	Water	07/21/20 13:00	08/03/20 13:10	
400-191643-4	BA 13440 MW-37V	Water	07/20/20 10:57	08/03/20 13:10	
400-191643-5	BA 13441 MW-32V	Water	07/20/20 12:21	08/03/20 13:10	
400-191643-6	BA 13442 FB-1	Water	07/20/20 13:10	08/03/20 13:10	
400-191643-7	BA 13443 MW-36V	Water	07/20/20 14:32	08/03/20 13:10	
400-191643-8	BA 13444 MW-34V	Water	07/21/20 09:20	08/03/20 13:10	
400-191643-9	BA 13445 MW-35V	Water	07/21/20 11:56	08/03/20 13:10	
400-191643-10	BA 13446 MW-33V	Water	07/21/20 13:30	08/03/20 13:10	
400-191643-11	BA 13720 MW-20V	Water	07/22/20 09:32	08/03/20 13:10	
400-191643-12	BA 13721 MW-20SV	Water	07/22/20 11:05	08/03/20 13:10	
400-191643-13	BA 13722 MW-20SV DUP	Water	07/22/20 11:05	08/03/20 13:10	
400-191643-14	BA 13723 MW-20	Water	07/22/20 12:30	08/03/20 13:10	
400-191643-15	BA 13724 MW-18	Water	07/22/20 13:34	08/03/20 13:10	
400-191643-16	BA 13725 MW-17SV	Water	07/23/20 08:23	08/03/20 13:10	
400-191643-17	BA 13726 MW-17SV DUP	Water	07/23/20 08:23	08/03/20 13:10	
400-191643-18	BA 13727 MW-17V	Water	07/23/20 11:17	08/03/20 13:10	
400-191643-19	BA 13728 MW-26	Water	07/22/20 09:45	08/03/20 13:10	
400-191643-20	BA 13729 MW-10	Water	07/22/20 12:40	08/03/20 13:10	
400-191643-21	BA 13730 MW-11	Water	07/22/20 14:55	08/03/20 13:10	
400-191643-22	BA 13731 MW-14	Water	07/23/20 09:40	08/03/20 13:10	
400-191643-23	BA 13732 MW-30H	Water	07/23/20 11:30	08/03/20 13:10	
400-191643-24	BA 13733 FB-2	Water	07/23/20 12:05	08/03/20 13:10	
400-191643-25	BA 13919 MW-4	Water	07/27/20 10:10	08/03/20 13:10	
400-191643-26	BA 13920 MW-3	Water	07/27/20 11:42	08/03/20 13:10	
400-191643-27	BA 13921 MW-19	Water	07/27/20 13:37	08/03/20 13:10	
400-191643-28	BA 13922 MW-31VR	Water	07/27/20 15:23	08/03/20 13:10	
400-191643-29	BA 13923 MW-15R	Water	07/28/20 09:07	08/03/20 13:10	
400-191643-30	BA 13924 FB-4	Water	07/28/20 09:50	08/03/20 13:10	
400-191643-31	BA 13925 MW-16V	Water	07/28/20 10:55	08/03/20 13:10	
400-191643-32	BA 13926 MW-16	Water	07/28/20 11:59	08/03/20 13:10	
400-191643-33	BA 14035 MW-28H	Water	07/29/20 08:52	08/03/20 13:10	
400-191643-34	BA 14036 MW-29H	Water	07/29/20 10:27	08/03/20 13:10	
400-191643-35	BA 14037 MW-17	Water	07/29/20 11:57	08/03/20 13:10	
400-191643-36	BA 14038 MW-13	Water	07/27/20 10:55	08/03/20 13:10	
400-191643-37	BA 14039 MW-12	Water	07/27/20 14:10	08/03/20 13:10	
400-191643-38	BA 14040 MW-7	Water	07/28/20 09:25	08/03/20 13:10	
400-191643-39	BA 14041 MW-6	Water	07/28/20 10:30	08/03/20 13:10	
400-191643-40	BA 14042 MW-21	Water	07/28/20 11:25	08/03/20 13:10	
400-191643-41	BA 14043 MW-21 DUP	Water	07/28/20 11:25	08/03/20 13:10	
400-191643-42	BA 14044 MW-22	Water	07/28/20 12:25	08/03/20 13:10	
400-191643-43	BA 14045 MW-22 DUP	Water	07/28/20 12:25	08/03/20 13:10	
400-191643-44	BA 14046 MW-5	Water	07/28/20 13:40	08/03/20 13:10	
400-191643-45	BA 14047 MW-9	Water	07/29/20 09:50	08/03/20 13:10	
400-191643-46	BA 14048 FB-3	Water	07/29/20 10:55	08/03/20 13:10	
400-191643-47	BA 14049 EB-1	Water	07/29/20 11:05	08/03/20 13:10	
400-191643-48	BA 14050 MW-8	Water	07/29/20 11:25	08/03/20 13:10	

Client Sample ID: BA 13437 MW-27

Date Collected: 07/21/20 09:50
Date Received: 08/03/20 13:10

Lab Sample ID: 400-191643-1

Matrix: Water

Method: 9315 - Radium-226 (GFPC)

Analyte	Result	Qualifier	Count Uncert. (2σ+/-)	Total Uncert. (2σ+/-)	RL	MDC	Unit	Prepared	Analyzed	Dil Fac
Radium-226	0.0884	U	0.109	0.109	1.00	0.180	pCi/L	08/05/20 09:45	08/27/20 16:35	1

Carrier	*%Yield*	*Qualifier*	*Limits*	*Prepared*	*Analyzed*	*Dil Fac*
Ba Carrier	*98.8*		*40 - 110*	*08/05/20 09:45*	*08/27/20 16:35*	*1*

Method: 9320 - Radium-228 (GFPC)

Analyte	Result	Qualifier	Count Uncert. (2σ+/-)	Total Uncert. (2σ+/-)	RL	MDC	Unit	Prepared	Analyzed	Dil Fac
Radium-228	0.399	U	0.339	0.341	1.00	0.541	pCi/L	08/05/20 10:52	08/20/20 13:20	1

Carrier	*%Yield*	*Qualifier*	*Limits*	*Prepared*	*Analyzed*	*Dil Fac*
Ba Carrier	*98.8*		*40 - 110*	*08/05/20 10:52*	*08/20/20 13:20*	*1*
Y Carrier	*80.7*		*40 - 110*	*08/05/20 10:52*	*08/20/20 13:20*	*1*

Method: Ra226_Ra228 - Combined Radium-226 and Radium-228

Analyte	Result	Qualifier	Count Uncert. (2σ+/-)	Total Uncert. (2σ+/-)	RL	MDC	Unit	Prepared	Analyzed	Dil Fac
Combined Radium 226 + 228	0.488	U	0.356	0.358	5.00	0.541	pCi/L		09/09/20 18:57	1

Client Sample ID: BA 13438 MW-23D

Date Collected: 07/21/20 11:50
Date Received: 08/03/20 13:10

Lab Sample ID: 400-191643-2

Matrix: Water

Method: 9315 - Radium-226 (GFPC)

Analyte	Result	Qualifier	Count Uncert. (2σ+/-)	Total Uncert. (2σ+/-)	RL	MDC	Unit	Prepared	Analyzed	Dil Fac
Radium-226	0.0869	U	0.0799	0.0803	1.00	0.119	pCi/L	08/05/20 09:45	08/27/20 16:36	1

Carrier	*%Yield*	*Qualifier*	*Limits*	*Prepared*	*Analyzed*	*Dil Fac*
Ba Carrier	*95.2*		*40 - 110*	*08/05/20 09:45*	*08/27/20 16:36*	*1*

Method: 9320 - Radium-228 (GFPC)

Analyte	Result	Qualifier	Count Uncert. (2σ+/-)	Total Uncert. (2σ+/-)	RL	MDC	Unit	Prepared	Analyzed	Dil Fac
Radium-228	0.521	U	0.347	0.350	1.00	0.537	pCi/L	08/05/20 10:52	08/20/20 13:20	1

Carrier	*%Yield*	*Qualifier*	*Limits*	*Prepared*	*Analyzed*	*Dil Fac*
Ba Carrier	*95.2*		*40 - 110*	*08/05/20 10:52*	*08/20/20 13:20*	*1*
Y Carrier	*84.5*		*40 - 110*	*08/05/20 10:52*	*08/20/20 13:20*	*1*

Method: Ra226_Ra228 - Combined Radium-226 and Radium-228

Analyte	Result	Qualifier	Count Uncert. (2σ+/-)	Total Uncert. (2σ+/-)	RL	MDC	Unit	Prepared	Analyzed	Dil Fac
Combined Radium 226 + 228	**0.608**		0.356	0.359	5.00	0.537	pCi/L		09/09/20 18:57	1

Client Sample ID: BA 13439 MW-23S

Date Collected: 07/21/20 13:00
Date Received: 08/03/20 13:10

Lab Sample ID: 400-191643-3

Matrix: Water

Method: 9315 - Radium-226 (GFPC)

Analyte	Result	Qualifier	Count Uncert. (2σ+/-)	Total Uncert. (2σ+/-)	RL	MDC	Unit	Prepared	Analyzed	Dil Fac
Radium-226	0.120	U	0.116	0.116	1.00	0.183	pCi/L	08/05/20 09:45	08/27/20 18:46	1

Carrier	*%Yield*	*Qualifier*	*Limits*	*Prepared*	*Analyzed*	*Dil Fac*
Ba Carrier	*96.4*		*40 - 110*	*08/05/20 09:45*	*08/27/20 18:46*	*1*

Method: 9320 - Radium-228 (GFPC)

Analyte	Result	Qualifier	Count Uncert. (2σ+/-)	Total Uncert. (2σ+/-)	RL	MDC	Unit	Prepared	Analyzed	Dil Fac
Radium-228	0.446	U	0.330	0.332	1.00	0.518	pCi/L	08/05/20 10:52	08/20/20 13:22	1

Carrier	*%Yield*	*Qualifier*	*Limits*	*Prepared*	*Analyzed*	*Dil Fac*
Ba Carrier	*96.4*		*40 - 110*	*08/05/20 10:52*	*08/20/20 13:22*	*1*
Y Carrier	*87.1*		*40 - 110*	*08/05/20 10:52*	*08/20/20 13:22*	*1*

Method: Ra226_Ra228 - Combined Radium-226 and Radium-228

Analyte	Result	Qualifier	Count Uncert. (2σ+/-)	Total Uncert. (2σ+/-)	RL	MDC	Unit	Prepared	Analyzed	Dil Fac
Combined Radium 226 + 228	**0.566**		0.350	0.352	5.00	0.518	pCi/L		09/09/20 18:57	1

Client Sample ID: BA 13440 MW-37V

Date Collected: 07/20/20 10:57
Date Received: 08/03/20 13:10

Lab Sample ID: 400-191643-4

Matrix: Water

Method: 9315 - Radium-226 (GFPC)

Analyte	Result	Qualifier	Count Uncert. (2σ+/-)	Total Uncert. (2σ+/-)	RL	MDC	Unit	Prepared	Analyzed	Dil Fac
Radium-226	2.90		0.358	0.443	1.00	0.195	pCi/L	08/05/20 09:45	08/27/20 18:46	1

Carrier	*%Yield*	*Qualifier*	*Limits*	*Prepared*	*Analyzed*	*Dil Fac*
Ba Carrier	*94.6*		*40 - 110*	*08/05/20 09:45*	*08/27/20 18:46*	*1*

Method: 9320 - Radium-228 (GFPC)

Analyte	Result	Qualifier	Count Uncert. (2σ+/-)	Total Uncert. (2σ+/-)	RL	MDC	Unit	Prepared	Analyzed	Dil Fac
Radium-228	1.16		0.393	0.408	1.00	0.530	pCi/L	08/05/20 10:52	08/20/20 13:23	1

Carrier	*%Yield*	*Qualifier*	*Limits*	*Prepared*	*Analyzed*	*Dil Fac*
Ba Carrier	*94.6*		*40 - 110*	*08/05/20 10:52*	*08/20/20 13:23*	*1*
Y Carrier	*88.6*		*40 - 110*	*08/05/20 10:52*	*08/20/20 13:23*	*1*

Method: Ra226_Ra228 - Combined Radium-226 and Radium-228

Analyte	Result	Qualifier	Count Uncert. (2σ+/-)	Total Uncert. (2σ+/-)	RL	MDC	Unit	Prepared	Analyzed	Dil Fac
Combined Radium 226 + 228	4.06		0.532	0.602	5.00	0.530	pCi/L		09/09/20 18:57	1

Client Sample ID: BA 13441 MW-32V

Date Collected: 07/20/20 12:21
Date Received: 08/03/20 13:10

Lab Sample ID: 400-191643-5

Matrix: Water

Method: 9315 - Radium-226 (GFPC)

Analyte	Result	Qualifier	Count Uncert. (2σ+/-)	Total Uncert. (2σ+/-)	RL	MDC	Unit	Prepared	Analyzed	Dil Fac
Radium-226	0.402		0.145	0.150	1.00	0.147	pCi/L	08/05/20 09:45	08/27/20 18:46	1

Carrier	*%Yield*	*Qualifier*	*Limits*	*Prepared*	*Analyzed*	*Dil Fac*
Ba Carrier	*92.1*		*40 - 110*	*08/05/20 09:45*	*08/27/20 18:46*	*1*

Method: 9320 - Radium-228 (GFPC)

Analyte	Result	Qualifier	Count Uncert. (2σ+/-)	Total Uncert. (2σ+/-)	RL	MDC	Unit	Prepared	Analyzed	Dil Fac
Radium-228	1.00		0.413	0.423	1.00	0.587	pCi/L	08/05/20 10:52	08/20/20 13:23	1

Carrier	*%Yield*	*Qualifier*	*Limits*	*Prepared*	*Analyzed*	*Dil Fac*
Ba Carrier	*92.1*		*40 - 110*	*08/05/20 10:52*	*08/20/20 13:23*	*1*
Y Carrier	*82.6*		*40 - 110*	*08/05/20 10:52*	*08/20/20 13:23*	*1*

Method: Ra226_Ra228 - Combined Radium-226 and Radium-228

Analyte	Result	Qualifier	Count Uncert. (2σ+/-)	Total Uncert. (2σ+/-)	RL	MDC	Unit	Prepared	Analyzed	Dil Fac
Combined Radium 226 + 228	1.40		0.438	0.449	5.00	0.587	pCi/L		09/09/20 18:57	1

Client Sample ID: BA 13442 FB-1

Date Collected: 07/20/20 13:10
Date Received: 08/03/20 13:10

Lab Sample ID: 400-191643-6

Matrix: Water

Method: 9315 - Radium-226 (GFPC)

Analyte	Result	Qualifier	Count Uncert. (2σ+/-)	Total Uncert. (2σ+/-)	RL	MDC	Unit	Prepared	Analyzed	Dil Fac
Radium-226	0.105	U	0.0835	0.0840	1.00	0.117	pCi/L	08/05/20 09:45	08/27/20 18:47	1

Carrier	*%Yield*	*Qualifier*	*Limits*	*Prepared*	*Analyzed*	*Dil Fac*
Ba Carrier	*96.7*		*40 - 110*	*08/05/20 09:45*	*08/27/20 18:47*	*1*

Method: 9320 - Radium-228 (GFPC)

Analyte	Result	Qualifier	Count Uncert. (2σ+/-)	Total Uncert. (2σ+/-)	RL	MDC	Unit	Prepared	Analyzed	Dil Fac
Radium-228	0.0461	U	0.302	0.302	1.00	0.535	pCi/L	08/05/20 10:52	08/20/20 13:23	1

Carrier	*%Yield*	*Qualifier*	*Limits*	*Prepared*	*Analyzed*	*Dil Fac*
Ba Carrier	*96.7*		*40 - 110*	*08/05/20 10:52*	*08/20/20 13:23*	*1*
Y Carrier	*80.0*		*40 - 110*	*08/05/20 10:52*	*08/20/20 13:23*	*1*

Method: Ra226_Ra228 - Combined Radium-226 and Radium-228

Analyte	Result	Qualifier	Count Uncert. (2σ+/-)	Total Uncert. (2σ+/-)	RL	MDC	Unit	Prepared	Analyzed	Dil Fac
Combined Radium 226 + 228	0.151	U	0.313	0.313	5.00	0.535	pCi/L		09/09/20 18:57	1

Client Sample ID: BA 13443 MW-36V

Date Collected: 07/20/20 14:32
Date Received: 08/03/20 13:10

Lab Sample ID: 400-191643-7

Matrix: Water

Method: 9315 - Radium-226 (GFPC)

Analyte	Result	Qualifier	Count Uncert. (2σ+/-)	Total Uncert. (2σ+/-)	RL	MDC	Unit	Prepared	Analyzed	Dil Fac
Radium-226	0.747		0.180	0.192	1.00	0.116	pCi/L	08/05/20 09:45	08/27/20 20:43	1

Carrier	*%Yield*	*Qualifier*	*Limits*	*Prepared*	*Analyzed*	*Dil Fac*
Ba Carrier	*97.0*		*40 - 110*	*08/05/20 09:45*	*08/27/20 20:43*	*1*

Method: 9320 - Radium-228 (GFPC)

Analyte	Result	Qualifier	Count Uncert. (2σ+/-)	Total Uncert. (2σ+/-)	RL	MDC	Unit	Prepared	Analyzed	Dil Fac
Radium-228	0.792		0.365	0.372	1.00	0.527	pCi/L	08/05/20 10:52	08/20/20 13:23	1

Carrier	*%Yield*	*Qualifier*	*Limits*	*Prepared*	*Analyzed*	*Dil Fac*
Ba Carrier	*97.0*		*40 - 110*	*08/05/20 10:52*	*08/20/20 13:23*	*1*
Y Carrier	*81.9*		*40 - 110*	*08/05/20 10:52*	*08/20/20 13:23*	*1*

Method: Ra226_Ra228 - Combined Radium-226 and Radium-228

Analyte	Result	Qualifier	Count Uncert. (2σ+/-)	Total Uncert. (2σ+/-)	RL	MDC	Unit	Prepared	Analyzed	Dil Fac
Combined Radium 226 + 228	1.54		0.407	0.419	5.00	0.527	pCi/L		09/09/20 18:57	1

Client Sample ID: BA 13444 MW-34V

Date Collected: 07/21/20 09:20
Date Received: 08/03/20 13:10

Lab Sample ID: 400-191643-8

Matrix: Water

Method: 9315 - Radium-226 (GFPC)

Analyte	Result	Qualifier	Count Uncert. (2σ+/-)	Total Uncert. (2σ+/-)	RL	MDC	Unit	Prepared	Analyzed	Dil Fac
Radium-226	0.309		0.159	0.162	1.00	0.208	pCi/L	08/05/20 09:45	08/27/20 20:44	1

Carrier	*%Yield*	*Qualifier*	*Limits*	*Prepared*	*Analyzed*	*Dil Fac*
Ba Carrier	*81.9*		*40 - 110*	*08/05/20 09:45*	*08/27/20 20:44*	*1*

Method: 9320 - Radium-228 (GFPC)

Analyte	Result	Qualifier	Count Uncert. (2σ+/-)	Total Uncert. (2σ+/-)	RL	MDC	Unit	Prepared	Analyzed	Dil Fac
Radium-228	0.972		0.405	0.415	1.00	0.563	pCi/L	08/05/20 10:52	08/20/20 13:23	1

Carrier	*%Yield*	*Qualifier*	*Limits*	*Prepared*	*Analyzed*	*Dil Fac*
Ba Carrier	*81.9*		*40 - 110*	*08/05/20 10:52*	*08/20/20 13:23*	*1*
Y Carrier	*84.1*		*40 - 110*	*08/05/20 10:52*	*08/20/20 13:23*	*1*

Method: Ra226_Ra228 - Combined Radium-226 and Radium-228

Analyte	Result	Qualifier	Count Uncert. (2σ+/-)	Total Uncert. (2σ+/-)	RL	MDC	Unit	Prepared	Analyzed	Dil Fac
Combined Radium 226 + 228	1.28		0.435	0.445	5.00	0.563	pCi/L		09/09/20 18:57	1

Client Sample ID: BA 13445 MW-35V

Date Collected: 07/21/20 11:56
Date Received: 08/03/20 13:10

Lab Sample ID: 400-191643-9

Matrix: Water

Method: 9315 - Radium-226 (GFPC)

Analyte	Result	Qualifier	Count Uncert. (2σ+/-)	Total Uncert. (2σ+/-)	RL	MDC	Unit	Prepared	Analyzed	Dil Fac
Radium-226	0.171	U	0.129	0.130	1.00	0.193	pCi/L	08/05/20 09:45	08/27/20 20:44	1

Carrier	*%Yield*	*Qualifier*	*Limits*	*Prepared*	*Analyzed*	*Dil Fac*
Ba Carrier	*95.2*		*40 - 110*	*08/05/20 09:45*	*08/27/20 20:44*	*1*

Method: 9320 - Radium-228 (GFPC)

Analyte	Result	Qualifier	Count Uncert. (2σ+/-)	Total Uncert. (2σ+/-)	RL	MDC	Unit	Prepared	Analyzed	Dil Fac
Radium-228	0.366	U	0.321	0.322	1.00	0.511	pCi/L	08/05/20 10:52	08/20/20 13:23	1

Carrier	*%Yield*	*Qualifier*	*Limits*	*Prepared*	*Analyzed*	*Dil Fac*
Ba Carrier	*95.2*		*40 - 110*	*08/05/20 10:52*	*08/20/20 13:23*	*1*
Y Carrier	*77.4*		*40 - 110*	*08/05/20 10:52*	*08/20/20 13:23*	*1*

Method: Ra226_Ra228 - Combined Radium-226 and Radium-228

Analyte	Result	Qualifier	Count Uncert. (2σ+/-)	Total Uncert. (2σ+/-)	RL	MDC	Unit	Prepared	Analyzed	Dil Fac
Combined Radium 226 + 228	**0.537**		0.346	0.347	5.00	0.511	pCi/L		09/09/20 18:57	1

Client Sample ID: BA 13446 MW-33V

Date Collected: 07/21/20 13:30
Date Received: 08/03/20 13:10

Lab Sample ID: 400-191643-10

Matrix: Water

Method: 9315 - Radium-226 (GFPC)

Analyte	Result	Qualifier	Count Uncert. (2σ+/-)	Total Uncert. (2σ+/-)	RL	MDC	Unit	Prepared	Analyzed	Dil Fac
Radium-226	0.380		0.137	0.142	1.00	0.139	pCi/L	08/05/20 09:45	08/27/20 20:44	1

Carrier	*%Yield*	*Qualifier*	*Limits*	*Prepared*	*Analyzed*	*Dil Fac*
Ba Carrier	*98.2*		*40 - 110*	*08/05/20 09:45*	*08/27/20 20:44*	*1*

Method: 9320 - Radium-228 (GFPC)

Analyte	Result	Qualifier	Count Uncert. (2σ+/-)	Total Uncert. (2σ+/-)	RL	MDC	Unit	Prepared	Analyzed	Dil Fac
Radium-228	0.963		0.381	0.391	1.00	0.533	pCi/L	08/05/20 10:52	08/20/20 13:24	1

Carrier	*%Yield*	*Qualifier*	*Limits*	*Prepared*	*Analyzed*	*Dil Fac*
Ba Carrier	*98.2*		*40 - 110*	*08/05/20 10:52*	*08/20/20 13:24*	*1*
Y Carrier	*80.4*		*40 - 110*	*08/05/20 10:52*	*08/20/20 13:24*	*1*

Method: Ra226_Ra228 - Combined Radium-226 and Radium-228

Analyte	Result	Qualifier	Count Uncert. (2σ+/-)	Total Uncert. (2σ+/-)	RL	MDC	Unit	Prepared	Analyzed	Dil Fac
Combined Radium 226 + 228	1.34		0.405	0.416	5.00	0.533	pCi/L		09/09/20 18:57	1

Client Sample ID: BA 13720 MW-20V

Date Collected: 07/22/20 09:32
Date Received: 08/03/20 13:10

Lab Sample ID: 400-191643-11

Matrix: Water

Method: 9315 - Radium-226 (GFPC)

Analyte	Result	Qualifier	Count Uncert. (2σ+/-)	Total Uncert. (2σ+/-)	RL	MDC	Unit	Prepared	Analyzed	Dil Fac
Radium-226	**1.57**		0.262	0.297	1.00	0.175	pCi/L	08/05/20 09:45	08/28/20 07:29	1

Carrier	*%Yield*	*Qualifier*	*Limits*	*Prepared*	*Analyzed*	*Dil Fac*
Ba Carrier	*98.8*		*40 - 110*	*08/05/20 09:45*	*08/28/20 07:29*	*1*

Method: 9320 - Radium-228 (GFPC)

Analyte	Result	Qualifier	Count Uncert. (2σ+/-)	Total Uncert. (2σ+/-)	RL	MDC	Unit	Prepared	Analyzed	Dil Fac
Radium-228	0.133	U	0.281	0.281	1.00	0.482	pCi/L	08/05/20 10:52	08/20/20 13:24	1

Carrier	*%Yield*	*Qualifier*	*Limits*	*Prepared*	*Analyzed*	*Dil Fac*
Ba Carrier	*98.8*		*40 - 110*	*08/05/20 10:52*	*08/20/20 13:24*	*1*
Y Carrier	*87.5*		*40 - 110*	*08/05/20 10:52*	*08/20/20 13:24*	*1*

Method: Ra226_Ra228 - Combined Radium-226 and Radium-228

Analyte	Result	Qualifier	Count Uncert. (2σ+/-)	Total Uncert. (2σ+/-)	RL	MDC	Unit	Prepared	Analyzed	Dil Fac
Combined Radium 226 + 228	**1.70**		0.384	0.409	5.00	0.482	pCi/L		09/09/20 18:57	1

Client Sample ID: BA 13721 MW-20SV

Date Collected: 07/22/20 11:05
Date Received: 08/03/20 13:10

Lab Sample ID: 400-191643-12

Matrix: Water

Method: 9315 - Radium-226 (GFPC)

Analyte	Result	Qualifier	Count Uncert. (2σ+/-)	Total Uncert. (2σ+/-)	RL	MDC	Unit	Prepared	Analyzed	Dil Fac
Radium-226	**0.981**		0.256	0.271	1.00	0.244	pCi/L	08/06/20 08:09	08/28/20 15:42	1

Carrier	*%Yield*	*Qualifier*	*Limits*	*Prepared*	*Analyzed*	*Dil Fac*
Ba Carrier	*93.4*		*40 - 110*	*08/06/20 08:09*	*08/28/20 15:42*	*1*

Method: 9320 - Radium-228 (GFPC)

Analyte	Result	Qualifier	Count Uncert. (2σ+/-)	Total Uncert. (2σ+/-)	RL	MDC	Unit	Prepared	Analyzed	Dil Fac
Radium-228	0.479	U G	0.793	0.794	1.00	1.34	pCi/L	09/03/20 12:55	09/11/20 12:41	1

Carrier	*%Yield*	*Qualifier*	*Limits*	*Prepared*	*Analyzed*	*Dil Fac*
Ba Carrier	*93.9*		*40 - 110*	*09/03/20 12:55*	*09/11/20 12:41*	*1*
Y Carrier	*80.7*		*40 - 110*	*09/03/20 12:55*	*09/11/20 12:41*	*1*

Method: Ra226_Ra228 - Combined Radium-226 and Radium-228

Analyte	Result	Qualifier	Count Uncert. (2σ+/-)	Total Uncert. (2σ+/-)	RL	MDC	Unit	Prepared	Analyzed	Dil Fac
Combined Radium 226 + 228	**1.46**		0.833	0.839	5.00	1.34	pCi/L		09/14/20 11:02	1

Client Sample ID: BA 13722 MW-20SV DUP

Date Collected: 07/22/20 11:05
Date Received: 08/03/20 13:10

Lab Sample ID: 400-191643-13

Matrix: Water

Method: 9315 - Radium-226 (GFPC)

Analyte	Result	Qualifier	Count Uncert. (2σ+/-)	Total Uncert. (2σ+/-)	RL	MDC	Unit	Prepared	Analyzed	Dil Fac
Radium-226	**0.943**		0.230	0.245	1.00	0.177	pCi/L	08/06/20 08:09	08/28/20 15:42	1

Carrier	*%Yield*	*Qualifier*	*Limits*	*Prepared*	*Analyzed*	*Dil Fac*
Ba Carrier	*94.9*		*40 - 110*	*08/06/20 08:09*	*08/28/20 15:42*	*1*

Method: 9320 - Radium-228 (GFPC)

Analyte	Result	Qualifier	Count Uncert. (2σ+/-)	Total Uncert. (2σ+/-)	RL	MDC	Unit	Prepared	Analyzed	Dil Fac
Radium-228	-0.565	U G	0.792	0.794	1.00	1.49	pCi/L	09/03/20 12:55	09/11/20 12:41	1

Carrier	*%Yield*	*Qualifier*	*Limits*	*Prepared*	*Analyzed*	*Dil Fac*
Ba Carrier	*90.5*		*40 - 110*	*09/03/20 12:55*	*09/11/20 12:41*	*1*
Y Carrier	*77.8*		*40 - 110*	*09/03/20 12:55*	*09/11/20 12:41*	*1*

Method: Ra226_Ra228 - Combined Radium-226 and Radium-228

Analyte	Result	Qualifier	Count Uncert. (2σ+/-)	Total Uncert. (2σ+/-)	RL	MDC	Unit	Prepared	Analyzed	Dil Fac
Combined Radium 226 + 228	0.378	U	0.825	0.831	5.00	1.49	pCi/L		09/14/20 11:02	1

Client Sample ID: BA 13723 MW-20

Date Collected: 07/22/20 12:30
Date Received: 08/03/20 13:10

Lab Sample ID: 400-191643-14

Matrix: Water

Method: 9315 - Radium-226 (GFPC)

Analyte	Result	Qualifier	Count Uncert. (2σ+/-)	Total Uncert. (2σ+/-)	RL	MDC	Unit	Prepared	Analyzed	Dil Fac
Radium-226	13.9		0.819	1.50	1.00	0.140	pCi/L	08/06/20 08:09	08/28/20 15:41	1

Carrier	*%Yield*	*Qualifier*	*Limits*	*Prepared*	*Analyzed*	*Dil Fac*
Ba Carrier	*100*		*40 - 110*	*08/06/20 08:09*	*08/28/20 15:41*	*1*

Method: 9320 - Radium-228 (GFPC)

Analyte	Result	Qualifier	Count Uncert. (2σ+/-)	Total Uncert. (2σ+/-)	RL	MDC	Unit	Prepared	Analyzed	Dil Fac
Radium-228	1.73	G	0.920	0.933	1.00	1.37	pCi/L	09/03/20 12:55	09/11/20 12:42	1

Carrier	*%Yield*	*Qualifier*	*Limits*	*Prepared*	*Analyzed*	*Dil Fac*
Ba Carrier	*90.2*		*40 - 110*	*09/03/20 12:55*	*09/11/20 12:42*	*1*
Y Carrier	*74.4*		*40 - 110*	*09/03/20 12:55*	*09/11/20 12:42*	*1*

Method: Ra226_Ra228 - Combined Radium-226 and Radium-228

Analyte	Result	Qualifier	Count Uncert. (2σ+/-)	Total Uncert. (2σ+/-)	RL	MDC	Unit	Prepared	Analyzed	Dil Fac
Combined Radium 226 + 228	15.6		1.23	1.77	5.00	1.37	pCi/L		09/14/20 11:02	1

Client Sample ID: BA 13724 MW-18

Date Collected: 07/22/20 13:34
Date Received: 08/03/20 13:10

Lab Sample ID: 400-191643-15

Matrix: Water

Method: 9315 - Radium-226 (GFPC)

Analyte	Result	Qualifier	Count Uncert. (2σ+/-)	Total Uncert. (2σ+/-)	RL	MDC	Unit	Prepared	Analyzed	Dil Fac
Radium-226	0.641		0.176	0.185	1.00	0.126	pCi/L	08/06/20 08:09	08/30/20 14:55	1

Carrier	*%Yield*	*Qualifier*	*Limits*	*Prepared*	*Analyzed*	*Dil Fac*
Ba Carrier	*94.3*		*40 - 110*	*08/06/20 08:09*	*08/30/20 14:55*	*1*

Method: 9320 - Radium-228 (GFPC)

Analyte	Result	Qualifier	Count Uncert. (2σ+/-)	Total Uncert. (2σ+/-)	RL	MDC	Unit	Prepared	Analyzed	Dil Fac
Radium-228	1.71	G	0.947	0.960	1.00	1.41	pCi/L	09/03/20 12:55	09/11/20 12:42	1

Carrier	*%Yield*	*Qualifier*	*Limits*	*Prepared*	*Analyzed*	*Dil Fac*
Ba Carrier	*82.6*		*40 - 110*	*09/03/20 12:55*	*09/11/20 12:42*	*1*
Y Carrier	*76.3*		*40 - 110*	*09/03/20 12:55*	*09/11/20 12:42*	*1*

Method: Ra226_Ra228 - Combined Radium-226 and Radium-228

Analyte	Result	Qualifier	Count Uncert. (2σ+/-)	Total Uncert. (2σ+/-)	RL	MDC	Unit	Prepared	Analyzed	Dil Fac
Combined Radium 226 + 228	2.35		0.963	0.978	5.00	1.41	pCi/L		09/14/20 11:02	1

Client Sample ID: BA 13725 MW-17SV

Date Collected: 07/23/20 08:23
Date Received: 08/03/20 13:10

Lab Sample ID: 400-191643-16

Matrix: Water

Method: 9315 - Radium-226 (GFPC)

Analyte	Result	Qualifier	Count Uncert. (2σ+/-)	Total Uncert. (2σ+/-)	RL	MDC	Unit	Prepared	Analyzed	Dil Fac
Radium-226	**0.304**		0.132	0.134	1.00	0.148	pCi/L	08/06/20 08:09	08/30/20 14:56	1

Carrier	*%Yield*	*Qualifier*	*Limits*	*Prepared*	*Analyzed*	*Dil Fac*
Ba Carrier	*98.5*		*40 - 110*	*08/06/20 08:09*	*08/30/20 14:56*	*1*

Method: 9320 - Radium-228 (GFPC)

Analyte	Result	Qualifier	Count Uncert. (2σ+/-)	Total Uncert. (2σ+/-)	RL	MDC	Unit	Prepared	Analyzed	Dil Fac
Radium-228	0.954	U G	0.948	0.952	1.00	1.54	pCi/L	09/03/20 12:55	09/11/20 12:42	1

Carrier	*%Yield*	*Qualifier*	*Limits*	*Prepared*	*Analyzed*	*Dil Fac*
Ba Carrier	*86.2*		*40 - 110*	*09/03/20 12:55*	*09/11/20 12:42*	*1*
Y Carrier	*74.8*		*40 - 110*	*09/03/20 12:55*	*09/11/20 12:42*	*1*

Method: Ra226_Ra228 - Combined Radium-226 and Radium-228

Analyte	Result	Qualifier	Count Uncert. (2σ+/-)	Total Uncert. (2σ+/-)	RL	MDC	Unit	Prepared	Analyzed	Dil Fac
Combined Radium 226 + 228	1.26	U	0.957	0.961	5.00	1.54	pCi/L		09/14/20 11:02	1

Client Sample ID: BA 13726 MW-17SV DUP

Date Collected: 07/23/20 08:23
Date Received: 08/03/20 13:10

Lab Sample ID: 400-191643-17

Matrix: Water

Method: 9315 - Radium-226 (GFPC)

Analyte	Result	Qualifier	Count Uncert. (2σ+/-)	Total Uncert. (2σ+/-)	RL	MDC	Unit	Prepared	Analyzed	Dil Fac
Radium-226	0.411		0.143	0.148	1.00	0.119	pCi/L	08/06/20 08:09	08/30/20 15:02	1

Carrier	*%Yield*	*Qualifier*	*Limits*	*Prepared*	*Analyzed*	*Dil Fac*
Ba Carrier	*92.4*		*40 - 110*	*08/06/20 08:09*	*08/30/20 15:02*	*1*

Method: 9320 - Radium-228 (GFPC)

Analyte	Result	Qualifier	Count Uncert. (2σ+/-)	Total Uncert. (2σ+/-)	RL	MDC	Unit	Prepared	Analyzed	Dil Fac
Radium-228	3.73	F *	0.610	0.699	1.00	0.632	pCi/L	08/06/20 08:54	08/24/20 12:45	1

Carrier	*%Yield*	*Qualifier*	*Limits*	*Prepared*	*Analyzed*	*Dil Fac*
Ba Carrier	*92.4*		*40 - 110*	*08/06/20 08:54*	*08/24/20 12:45*	*1*
Y Carrier	*80.0*		*40 - 110*	*08/06/20 08:54*	*08/24/20 12:45*	*1*

Method: Ra226_Ra228 - Combined Radium-226 and Radium-228

Analyte	Result	Qualifier	Count Uncert. (2σ+/-)	Total Uncert. (2σ+/-)	RL	MDC	Unit	Prepared	Analyzed	Dil Fac
Combined Radium 226 + 228	4.14		0.627	0.714	5.00	0.632	pCi/L		09/14/20 11:02	1

Client Sample ID: BA 13727 MW-17V

Date Collected: 07/23/20 11:17
Date Received: 08/03/20 13:10

Lab Sample ID: 400-191643-18

Matrix: Water

Method: 9315 - Radium-226 (GFPC)

Analyte	Result	Qualifier	Count Uncert. (2σ+/-)	Total Uncert. (2σ+/-)	RL	MDC	Unit	Prepared	Analyzed	Dil Fac
Radium-226	5.56		0.486	0.697	1.00	0.130	pCi/L	08/06/20 08:09	08/30/20 15:02	1

Carrier	*%Yield*	*Qualifier*	*Limits*	*Prepared*	*Analyzed*	*Dil Fac*
Ba Carrier	*95.2*		*40 - 110*	*08/06/20 08:09*	*08/30/20 15:02*	*1*

Method: 9320 - Radium-228 (GFPC)

Analyte	Result	Qualifier	Count Uncert. (2σ+/-)	Total Uncert. (2σ+/-)	RL	MDC	Unit	Prepared	Analyzed	Dil Fac
Radium-228	2.66	F *	0.545	0.597	1.00	0.627	pCi/L	08/06/20 08:54	08/24/20 12:45	1

Carrier	*%Yield*	*Qualifier*	*Limits*	*Prepared*	*Analyzed*	*Dil Fac*
Ba Carrier	*95.2*		*40 - 110*	*08/06/20 08:54*	*08/24/20 12:45*	*1*
Y Carrier	*79.6*		*40 - 110*	*08/06/20 08:54*	*08/24/20 12:45*	*1*

Method: Ra226_Ra228 - Combined Radium-226 and Radium-228

Analyte	Result	Qualifier	Count Uncert. (2σ+/-)	Total Uncert. (2σ+/-)	RL	MDC	Unit	Prepared	Analyzed	Dil Fac
Combined Radium 226 + 228	8.21		0.730	0.918	5.00	0.627	pCi/L		09/14/20 11:02	1

Client Sample ID: BA 13728 MW-26

Date Collected: 07/22/20 09:45
Date Received: 08/03/20 13:10

Lab Sample ID: 400-191643-19

Matrix: Water

Method: 9315 - Radium-226 (GFPC)

Analyte	Result	Qualifier	Count Uncert. (2σ+/-)	Total Uncert. (2σ+/-)	RL	MDC	Unit	Prepared	Analyzed	Dil Fac
Radium-226	0.0914	U	0.0891	0.0895	1.00	0.136	pCi/L	08/06/20 08:09	08/30/20 15:03	1

Carrier	*%Yield*	*Qualifier*	*Limits*	*Prepared*	*Analyzed*	*Dil Fac*
Ba Carrier	*91.5*		*40 - 110*	*08/06/20 08:09*	*08/30/20 15:03*	*1*

Method: 9320 - Radium-228 (GFPC)

Analyte	Result	Qualifier	Count Uncert. (2σ+/-)	Total Uncert. (2σ+/-)	RL	MDC	Unit	Prepared	Analyzed	Dil Fac
Radium-228	**0.622**	**F ***	0.387	0.391	1.00	0.593	pCi/L	08/06/20 08:54	08/24/20 12:49	1

Carrier	*%Yield*	*Qualifier*	*Limits*	*Prepared*	*Analyzed*	*Dil Fac*
Ba Carrier	*91.5*		*40 - 110*	*08/06/20 08:54*	*08/24/20 12:49*	*1*
Y Carrier	*82.2*		*40 - 110*	*08/06/20 08:54*	*08/24/20 12:49*	*1*

Method: Ra226_Ra228 - Combined Radium-226 and Radium-228

Analyte	Result	Qualifier	Count Uncert. (2σ+/-)	Total Uncert. (2σ+/-)	RL	MDC	Unit	Prepared	Analyzed	Dil Fac
Combined Radium 226 + 228	**0.713**		0.397	0.401	5.00	0.593	pCi/L		09/14/20 11:02	1

Client Sample ID: BA 13729 MW-10

Date Collected: 07/22/20 12:40
Date Received: 08/03/20 13:10

Lab Sample ID: 400-191643-20

Matrix: Water

Method: 9315 - Radium-226 (GFPC)

Analyte	Result	Qualifier	Count Uncert. (2σ+/-)	Total Uncert. (2σ+/-)	RL	MDC	Unit	Prepared	Analyzed	Dil Fac
Radium-226	0.0604	U	0.109	0.109	1.00	0.191	pCi/L	08/06/20 08:09	08/30/20 15:03	1

Carrier	*%Yield*	*Qualifier*	*Limits*	*Prepared*	*Analyzed*	*Dil Fac*
Ba Carrier	*90.3*		*40 - 110*	*08/06/20 08:09*	*08/30/20 15:03*	*1*

Method: 9320 - Radium-228 (GFPC)

Analyte	Result	Qualifier	Count Uncert. (2σ+/-)	Total Uncert. (2σ+/-)	RL	MDC	Unit	Prepared	Analyzed	Dil Fac
Radium-228	0.125	U F *	0.327	0.327	1.00	0.569	pCi/L	08/06/20 08:54	08/24/20 12:49	1

Carrier	*%Yield*	*Qualifier*	*Limits*	*Prepared*	*Analyzed*	*Dil Fac*
Ba Carrier	*90.3*		*40 - 110*	*08/06/20 08:54*	*08/24/20 12:49*	*1*
Y Carrier	*75.9*		*40 - 110*	*08/06/20 08:54*	*08/24/20 12:49*	*1*

Method: Ra226_Ra228 - Combined Radium-226 and Radium-228

Analyte	Result	Qualifier	Count Uncert. (2σ+/-)	Total Uncert. (2σ+/-)	RL	MDC	Unit	Prepared	Analyzed	Dil Fac
Combined Radium 226 + 228	0.185	U	0.345	0.345	5.00	0.569	pCi/L		09/14/20 11:02	1

Client Sample ID: BA 13730 MW-11

Date Collected: 07/22/20 14:55
Date Received: 08/03/20 13:10

Lab Sample ID: 400-191643-21

Matrix: Water

Method: 9315 - Radium-226 (GFPC)

Analyte	Result	Qualifier	Count Uncert. (2σ+/-)	Total Uncert. (2σ+/-)	RL	MDC	Unit	Prepared	Analyzed	Dil Fac
Radium-226	-0.0253	U	0.0635	0.0635	1.00	0.149	pCi/L	08/06/20 08:09	08/30/20 15:03	1

Carrier	*%Yield*	*Qualifier*	*Limits*	*Prepared*	*Analyzed*	*Dil Fac*
Ba Carrier	*93.1*		*40 - 110*	*08/06/20 08:09*	*08/30/20 15:03*	*1*

Method: 9320 - Radium-228 (GFPC)

Analyte	Result	Qualifier	Count Uncert. (2σ+/-)	Total Uncert. (2σ+/-)	RL	MDC	Unit	Prepared	Analyzed	Dil Fac
Radium-228	0.266	U F *	0.312	0.313	1.00	0.514	pCi/L	08/06/20 08:54	08/24/20 12:49	1

Carrier	*%Yield*	*Qualifier*	*Limits*	*Prepared*	*Analyzed*	*Dil Fac*
Ba Carrier	*93.1*		*40 - 110*	*08/06/20 08:54*	*08/24/20 12:49*	*1*
Y Carrier	*81.9*		*40 - 110*	*08/06/20 08:54*	*08/24/20 12:49*	*1*

Method: Ra226_Ra228 - Combined Radium-226 and Radium-228

Analyte	Result	Qualifier	Count Uncert. (2σ+/-)	Total Uncert. (2σ+/-)	RL	MDC	Unit	Prepared	Analyzed	Dil Fac
Combined Radium 226 + 228	0.240	U	0.318	0.319	5.00	0.514	pCi/L		09/14/20 11:02	1

Client Sample ID: BA 13731 MW-14

Date Collected: 07/23/20 09:40
Date Received: 08/03/20 13:10

Lab Sample ID: 400-191643-22

Matrix: Water

Method: 9315 - Radium-226 (GFPC)

Analyte	Result	Qualifier	Count Uncert. (2σ+/-)	Total Uncert. (2σ+/-)	RL	MDC	Unit	Prepared	Analyzed	Dil Fac
Radium-226	0.436		0.160	0.165	1.00	0.175	pCi/L	08/06/20 08:09	08/30/20 15:03	1

Carrier	*%Yield*	*Qualifier*	*Limits*	*Prepared*	*Analyzed*	*Dil Fac*
Ba Carrier	*95.8*		*40 - 110*	*08/06/20 08:09*	*08/30/20 15:03*	*1*

Method: 9320 - Radium-228 (GFPC)

Analyte	Result	Qualifier	Count Uncert. (2σ+/-)	Total Uncert. (2σ+/-)	RL	MDC	Unit	Prepared	Analyzed	Dil Fac
Radium-228	1.04	F *	0.432	0.442	1.00	0.620	pCi/L	08/06/20 08:54	08/24/20 12:49	1

Carrier	*%Yield*	*Qualifier*	*Limits*	*Prepared*	*Analyzed*	*Dil Fac*
Ba Carrier	*95.8*		*40 - 110*	*08/06/20 08:54*	*08/24/20 12:49*	*1*
Y Carrier	*81.9*		*40 - 110*	*08/06/20 08:54*	*08/24/20 12:49*	*1*

Method: Ra226_Ra228 - Combined Radium-226 and Radium-228

Analyte	Result	Qualifier	Count Uncert. (2σ+/-)	Total Uncert. (2σ+/-)	RL	MDC	Unit	Prepared	Analyzed	Dil Fac
Combined Radium 226 + 228	1.48		0.461	0.472	5.00	0.620	pCi/L		09/14/20 11:02	1

Client Sample ID: BA 13732 MW-30H

Date Collected: 07/23/20 11:30
Date Received: 08/03/20 13:10

Lab Sample ID: 400-191643-23

Matrix: Water

Method: 9315 - Radium-226 (GFPC)

Analyte	Result	Qualifier	Count Uncert. (2σ+/-)	Total Uncert. (2σ+/-)	RL	MDC	Unit	Prepared	Analyzed	Dil Fac
Radium-226	0.824		0.195	0.209	1.00	0.125	pCi/L	08/06/20 08:09	08/30/20 17:24	1

Carrier	*%Yield*	*Qualifier*	*Limits*	*Prepared*	*Analyzed*	*Dil Fac*
Ba Carrier	*95.2*		*40 - 110*	*08/06/20 08:09*	*08/30/20 17:24*	*1*

Method: 9320 - Radium-228 (GFPC)

Analyte	Result	Qualifier	Count Uncert. (2σ+/-)	Total Uncert. (2σ+/-)	RL	MDC	Unit	Prepared	Analyzed	Dil Fac
Radium-228	1.31	F *	0.409	0.427	1.00	0.522	pCi/L	08/06/20 08:54	08/24/20 12:49	1

Carrier	*%Yield*	*Qualifier*	*Limits*	*Prepared*	*Analyzed*	*Dil Fac*
Ba Carrier	*95.2*		*40 - 110*	*08/06/20 08:54*	*08/24/20 12:49*	*1*
Y Carrier	*78.9*		*40 - 110*	*08/06/20 08:54*	*08/24/20 12:49*	*1*

Method: Ra226_Ra228 - Combined Radium-226 and Radium-228

Analyte	Result	Qualifier	Count Uncert. (2σ+/-)	Total Uncert. (2σ+/-)	RL	MDC	Unit	Prepared	Analyzed	Dil Fac
Combined Radium 226 + 228	2.13		0.453	0.475	5.00	0.522	pCi/L		09/14/20 11:02	1

Client Sample ID: BA 13733 FB-2

Date Collected: 07/23/20 12:05
Date Received: 08/03/20 13:10

Lab Sample ID: 400-191643-24

Matrix: Water

Method: 9315 - Radium-226 (GFPC)

Analyte	Result	Qualifier	Count Uncert. (2σ+/-)	Total Uncert. (2σ+/-)	RL	MDC	Unit	Prepared	Analyzed	Dil Fac
Radium-226	0.0448	U	0.0665	0.0666	1.00	0.114	pCi/L	08/06/20 08:09	09/02/20 19:43	1

Carrier	*%Yield*	*Qualifier*	*Limits*	*Prepared*	*Analyzed*	*Dil Fac*
Ba Carrier	*90.0*		*40 - 110*	*08/06/20 08:09*	*09/02/20 19:43*	*1*

Method: 9320 - Radium-228 (GFPC)

Analyte	Result	Qualifier	Count Uncert. (2σ+/-)	Total Uncert. (2σ+/-)	RL	MDC	Unit	Prepared	Analyzed	Dil Fac
Radium-228	0.983	U G	0.909	0.914	1.00	1.47	pCi/L	09/03/20 12:55	09/11/20 12:45	1

Carrier	*%Yield*	*Qualifier*	*Limits*	*Prepared*	*Analyzed*	*Dil Fac*
Ba Carrier	*82.0*		*40 - 110*	*09/03/20 12:55*	*09/11/20 12:45*	*1*
Y Carrier	*81.1*		*40 - 110*	*09/03/20 12:55*	*09/11/20 12:45*	*1*

Method: Ra226_Ra228 - Combined Radium-226 and Radium-228

Analyte	Result	Qualifier	Count Uncert. (2σ+/-)	Total Uncert. (2σ+/-)	RL	MDC	Unit	Prepared	Analyzed	Dil Fac
Combined Radium 226 + 228	1.03	U	0.911	0.916	5.00	1.47	pCi/L		09/14/20 11:02	1

Client Sample ID: BA 13919 MW-4

Date Collected: 07/27/20 10:10
Date Received: 08/03/20 13:10

Lab Sample ID: 400-191643-25

Matrix: Water

Method: 9315 - Radium-226 (GFPC)

Analyte	Result	Qualifier	Count Uncert. (2σ+/-)	Total Uncert. (2σ+/-)	RL	MDC	Unit	Prepared	Analyzed	Dil Fac
Radium-226	0.147		0.0979	0.0988	1.00	0.127	pCi/L	08/06/20 08:09	08/30/20 15:04	1

Carrier	*%Yield*	*Qualifier*	*Limits*	*Prepared*	*Analyzed*	*Dil Fac*
Ba Carrier	*95.5*		*40 - 110*	*08/06/20 08:09*	*08/30/20 15:04*	*1*

Method: 9320 - Radium-228 (GFPC)

Analyte	Result	Qualifier	Count Uncert. (2σ+/-)	Total Uncert. (2σ+/-)	RL	MDC	Unit	Prepared	Analyzed	Dil Fac
Radium-228	0.823	U G	0.904	0.907	1.00	1.48	pCi/L	09/03/20 12:55	09/11/20 12:45	1

Carrier	*%Yield*	*Qualifier*	*Limits*	*Prepared*	*Analyzed*	*Dil Fac*
Ba Carrier	*83.8*		*40 - 110*	*09/03/20 12:55*	*09/11/20 12:45*	*1*
Y Carrier	*81.1*		*40 - 110*	*09/03/20 12:55*	*09/11/20 12:45*	*1*

Method: Ra226_Ra228 - Combined Radium-226 and Radium-228

Analyte	Result	Qualifier	Count Uncert. (2σ+/-)	Total Uncert. (2σ+/-)	RL	MDC	Unit	Prepared	Analyzed	Dil Fac
Combined Radium 226 + 228	0.970	U	0.909	0.912	5.00	1.48	pCi/L		09/14/20 11:02	1

Client Sample ID: BA 13920 MW-3

Date Collected: 07/27/20 11:42
Date Received: 08/03/20 13:10

Lab Sample ID: 400-191643-26

Matrix: Water

Method: 9315 - Radium-226 (GFPC)

Analyte	Result	Qualifier	Count Uncert. (2σ+/-)	Total Uncert. (2σ+/-)	RL	MDC	Unit	Prepared	Analyzed	Dil Fac
Radium-226	-0.00561	U	0.0652	0.0652	1.00	0.138	pCi/L	08/06/20 08:09	09/01/20 14:11	1

Carrier	*%Yield*	*Qualifier*	*Limits*	*Prepared*	*Analyzed*	*Dil Fac*
Ba Carrier	*95.5*		*40 - 110*	*08/06/20 08:09*	*09/01/20 14:11*	*1*

Method: 9320 - Radium-228 (GFPC)

Analyte	Result	Qualifier	Count Uncert. (2σ+/-)	Total Uncert. (2σ+/-)	RL	MDC	Unit	Prepared	Analyzed	Dil Fac
Radium-228	-0.0598	U G	0.774	0.774	1.00	1.39	pCi/L	09/03/20 12:55	09/11/20 12:46	1

Carrier	*%Yield*	*Qualifier*	*Limits*	*Prepared*	*Analyzed*	*Dil Fac*
Ba Carrier	*86.5*		*40 - 110*	*09/03/20 12:55*	*09/11/20 12:46*	*1*
Y Carrier	*80.7*		*40 - 110*	*09/03/20 12:55*	*09/11/20 12:46*	*1*

Method: Ra226_Ra228 - Combined Radium-226 and Radium-228

Analyte	Result	Qualifier	Count Uncert. (2σ+/-)	Total Uncert. (2σ+/-)	RL	MDC	Unit	Prepared	Analyzed	Dil Fac
Combined Radium 226 + 228	-0.0654	U	0.777	0.777	5.00	1.39	pCi/L		09/14/20 11:02	1

Client Sample ID: BA 13921 MW-19

Date Collected: 07/27/20 13:37
Date Received: 08/03/20 13:10

Lab Sample ID: 400-191643-27

Matrix: Water

Method: 9315 - Radium-226 (GFPC)

Analyte	Result	Qualifier	Count Uncert. (2σ+/-)	Total Uncert. (2σ+/-)	RL	MDC	Unit	Prepared	Analyzed	Dil Fac
Radium-226	0.176	U	0.135	0.136	1.00	0.200	pCi/L	08/06/20 08:09	08/30/20 17:24	1

Carrier	*%Yield*	*Qualifier*	*Limits*	*Prepared*	*Analyzed*	*Dil Fac*
Ba Carrier	*91.5*		*40 - 110*	*08/06/20 08:09*	*08/30/20 17:24*	*1*

Method: 9320 - Radium-228 (GFPC)

Analyte	Result	Qualifier	Count Uncert. (2σ+/-)	Total Uncert. (2σ+/-)	RL	MDC	Unit	Prepared	Analyzed	Dil Fac
Radium-228	**1.50**	**G**	0.785	0.797	1.00	1.16	pCi/L	09/03/20 12:55	09/11/20 12:46	1

Carrier	*%Yield*	*Qualifier*	*Limits*	*Prepared*	*Analyzed*	*Dil Fac*
Ba Carrier	*93.0*		*40 - 110*	*09/03/20 12:55*	*09/11/20 12:46*	*1*
Y Carrier	*83.0*		*40 - 110*	*09/03/20 12:55*	*09/11/20 12:46*	*1*

Method: Ra226_Ra228 - Combined Radium-226 and Radium-228

Analyte	Result	Qualifier	Count Uncert. (2σ+/-)	Total Uncert. (2σ+/-)	RL	MDC	Unit	Prepared	Analyzed	Dil Fac
Combined Radium 226 + 228	**1.68**		0.797	0.809	5.00	1.16	pCi/L		09/14/20 11:02	1

Client Sample ID: BA 13922 MW-31VR

Date Collected: 07/27/20 15:23
Date Received: 08/03/20 13:10

Lab Sample ID: 400-191643-28

Matrix: Water

Method: 9315 - Radium-226 (GFPC)

Analyte	Result	Qualifier	Count Uncert. (2σ+/-)	Total Uncert. (2σ+/-)	RL	MDC	Unit	Prepared	Analyzed	Dil Fac
Radium-226	0.180	U	0.143	0.144	1.00	0.216	pCi/L	08/06/20 08:09	08/30/20 17:24	1

Carrier	*%Yield*	*Qualifier*	*Limits*	*Prepared*	*Analyzed*	*Dil Fac*
Ba Carrier	*89.1*		*40 - 110*	*08/06/20 08:09*	*08/30/20 17:24*	*1*

Method: 9320 - Radium-228 (GFPC)

Analyte	Result	Qualifier	Count Uncert. (2σ+/-)	Total Uncert. (2σ+/-)	RL	MDC	Unit	Prepared	Analyzed	Dil Fac
Radium-228	0.108	U G	0.946	0.946	1.00	1.67	pCi/L	09/03/20 12:55	09/11/20 12:46	1

Carrier	*%Yield*	*Qualifier*	*Limits*	*Prepared*	*Analyzed*	*Dil Fac*
Ba Carrier	*87.8*		*40 - 110*	*09/03/20 12:55*	*09/11/20 12:46*	*1*
Y Carrier	*79.6*		*40 - 110*	*09/03/20 12:55*	*09/11/20 12:46*	*1*

Method: Ra226_Ra228 - Combined Radium-226 and Radium-228

Analyte	Result	Qualifier	Count Uncert. (2σ+/-)	Total Uncert. (2σ+/-)	RL	MDC	Unit	Prepared	Analyzed	Dil Fac
Combined Radium 226 + 228	0.288	U	0.957	0.957	5.00	1.67	pCi/L		09/14/20 11:02	1

Client Sample ID: BA 13923 MW-15R

Date Collected: 07/28/20 09:07
Date Received: 08/03/20 13:10

Lab Sample ID: 400-191643-29

Matrix: Water

Method: 9315 - Radium-226 (GFPC)

Analyte	Result	Qualifier	Count Uncert. (2σ+/-)	Total Uncert. (2σ+/-)	RL	MDC	Unit	Prepared	Analyzed	Dil Fac
Radium-226	0.147	U	0.123	0.123	1.00	0.188	pCi/L	08/06/20 09:02	08/30/20 19:08	1

Carrier	*%Yield*	*Qualifier*	*Limits*	*Prepared*	*Analyzed*	*Dil Fac*
Ba Carrier	*87.3*		*40 - 110*	*08/06/20 09:02*	*08/30/20 19:08*	*1*

Method: 9320 - Radium-228 (GFPC)

Analyte	Result	Qualifier	Count Uncert. (2σ+/-)	Total Uncert. (2σ+/-)	RL	MDC	Unit	Prepared	Analyzed	Dil Fac
Radium-228	**2.20**	*** G**	1.09	1.11	1.00	1.61	pCi/L	08/27/20 12:17	09/03/20 11:47	1

Carrier	*%Yield*	*Qualifier*	*Limits*	*Prepared*	*Analyzed*	*Dil Fac*
Ba Carrier	*71.3*		*40 - 110*	*08/27/20 12:17*	*09/03/20 11:47*	*1*
Y Carrier	*82.6*		*40 - 110*	*08/27/20 12:17*	*09/03/20 11:47*	*1*

Method: Ra226_Ra228 - Combined Radium-226 and Radium-228

Analyte	Result	Qualifier	Count Uncert. (2σ+/-)	Total Uncert. (2σ+/-)	RL	MDC	Unit	Prepared	Analyzed	Dil Fac
Combined Radium 226 + 228	**2.35**		1.10	1.12	5.00	1.61	pCi/L		09/18/20 18:21	1

Client Sample ID: BA 13924 FB-4

Date Collected: 07/28/20 09:50
Date Received: 08/03/20 13:10

Lab Sample ID: 400-191643-30

Matrix: Water

Method: 9315 - Radium-226 (GFPC)

Analyte	Result	Qualifier	Count Uncert. (2σ+/-)	Total Uncert. (2σ+/-)	RL	MDC	Unit	Prepared	Analyzed	Dil Fac
Radium-226	0.0220	U	0.0714	0.0714	1.00	0.135	pCi/L	08/06/20 09:02	08/30/20 19:08	1

Carrier	*%Yield*	*Qualifier*	*Limits*	*Prepared*	*Analyzed*	*Dil Fac*
Ba Carrier	*90.0*		*40 - 110*	*08/06/20 09:02*	*08/30/20 19:08*	*1*

Method: 9320 - Radium-228 (GFPC)

Analyte	Result	Qualifier	Count Uncert. (2σ+/-)	Total Uncert. (2σ+/-)	RL	MDC	Unit	Prepared	Analyzed	Dil Fac
Radium-228	0.885	U * G	0.785	0.789	1.00	1.26	pCi/L	08/27/20 12:17	09/03/20 11:47	1

Carrier	*%Yield*	*Qualifier*	*Limits*	*Prepared*	*Analyzed*	*Dil Fac*
Ba Carrier	*86.5*		*40 - 110*	*08/27/20 12:17*	*09/03/20 11:47*	*1*
Y Carrier	*83.7*		*40 - 110*	*08/27/20 12:17*	*09/03/20 11:47*	*1*

Method: Ra226_Ra228 - Combined Radium-226 and Radium-228

Analyte	Result	Qualifier	Count Uncert. (2σ+/-)	Total Uncert. (2σ+/-)	RL	MDC	Unit	Prepared	Analyzed	Dil Fac
Combined Radium 226 + 228	0.907	U	0.788	0.792	5.00	1.26	pCi/L		09/18/20 18:21	1

Client Sample ID: BA 13925 MW-16V

Date Collected: 07/28/20 10:55
Date Received: 08/03/20 13:10

Lab Sample ID: 400-191643-31

Matrix: Water

Method: 9315 - Radium-226 (GFPC)

Analyte	Result	Qualifier	Count Uncert. (2σ+/-)	Total Uncert. (2σ+/-)	RL	MDC	Unit	Prepared	Analyzed	Dil Fac
Radium-226	1.16		0.218	0.242	1.00	0.153	pCi/L	08/06/20 09:02	08/30/20 19:19	1

Carrier	*%Yield*	*Qualifier*	*Limits*	*Prepared*	*Analyzed*	*Dil Fac*
Ba Carrier	*92.1*		*40 - 110*	*08/06/20 09:02*	*08/30/20 19:19*	*1*

Method: 9320 - Radium-228 (GFPC)

Analyte	Result	Qualifier	Count Uncert. (2σ+/-)	Total Uncert. (2σ+/-)	RL	MDC	Unit	Prepared	Analyzed	Dil Fac
Radium-228	1.84	* G	1.00	1.02	1.00	1.50	pCi/L	08/27/20 12:17	09/03/20 11:47	1

Carrier	*%Yield*	*Qualifier*	*Limits*	*Prepared*	*Analyzed*	*Dil Fac*
Ba Carrier	*75.2*		*40 - 110*	*08/27/20 12:17*	*09/03/20 11:47*	*1*
Y Carrier	*81.5*		*40 - 110*	*08/27/20 12:17*	*09/03/20 11:47*	*1*

Method: Ra226_Ra228 - Combined Radium-226 and Radium-228

Analyte	Result	Qualifier	Count Uncert. (2σ+/-)	Total Uncert. (2σ+/-)	RL	MDC	Unit	Prepared	Analyzed	Dil Fac
Combined Radium 226 + 228	2.99		1.02	1.05	5.00	1.50	pCi/L		09/18/20 18:21	1

Client Sample ID: BA 13926 MW-16

Date Collected: 07/28/20 11:59
Date Received: 08/03/20 13:10

Lab Sample ID: 400-191643-32

Matrix: Water

Method: 9315 - Radium-226 (GFPC)

Analyte	Result	Qualifier	Count Uncert. (2σ+/-)	Total Uncert. (2σ+/-)	RL	MDC	Unit	Prepared	Analyzed	Dil Fac
Radium-226	2.07		0.289	0.344	1.00	0.167	pCi/L	08/06/20 09:02	09/02/20 08:02	1

Carrier	*%Yield*	*Qualifier*	*Limits*	*Prepared*	*Analyzed*	*Dil Fac*
Ba Carrier	*89.7*		*40 - 110*	*08/06/20 09:02*	*09/02/20 08:02*	*1*

Method: 9320 - Radium-228 (GFPC)

Analyte	Result	Qualifier	Count Uncert. (2σ+/-)	Total Uncert. (2σ+/-)	RL	MDC	Unit	Prepared	Analyzed	Dil Fac
Radium-228	1.42	* G	0.868	0.878	1.00	1.33	pCi/L	08/27/20 12:17	09/03/20 11:47	1

Carrier	*%Yield*	*Qualifier*	*Limits*	*Prepared*	*Analyzed*	*Dil Fac*
Ba Carrier	*84.1*		*40 - 110*	*08/27/20 12:17*	*09/03/20 11:47*	*1*
Y Carrier	*86.0*		*40 - 110*	*08/27/20 12:17*	*09/03/20 11:47*	*1*

Method: Ra226_Ra228 - Combined Radium-226 and Radium-228

Analyte	Result	Qualifier	Count Uncert. (2σ+/-)	Total Uncert. (2σ+/-)	RL	MDC	Unit	Prepared	Analyzed	Dil Fac
Combined Radium 226 + 228	3.49		0.915	0.943	5.00	1.33	pCi/L		09/14/20 11:02	1

Client Sample ID: BA 14035 MW-28H

Date Collected: 07/29/20 08:52
Date Received: 08/03/20 13:10

Lab Sample ID: 400-191643-33

Matrix: Water

Method: 9315 - Radium-226 (GFPC)

Analyte	Result	Qualifier	Count Uncert. (2σ+/-)	Total Uncert. (2σ+/-)	RL	MDC	Unit	Prepared	Analyzed	Dil Fac
Radium-226	4.08		0.389	0.535	1.00	0.169	pCi/L	08/06/20 09:02	09/02/20 08:02	1

Carrier	*%Yield*	*Qualifier*	*Limits*	*Prepared*	*Analyzed*	*Dil Fac*
Ba Carrier	*94.0*		*40 - 110*	*08/06/20 09:02*	*09/02/20 08:02*	*1*

Method: 9320 - Radium-228 (GFPC)

Analyte	Result	Qualifier	Count Uncert. (2σ+/-)	Total Uncert. (2σ+/-)	RL	MDC	Unit	Prepared	Analyzed	Dil Fac
Radium-228	3.06	* G	1.01	1.05	1.00	1.34	pCi/L	08/27/20 12:17	09/03/20 11:47	1

Carrier	*%Yield*	*Qualifier*	*Limits*	*Prepared*	*Analyzed*	*Dil Fac*
Ba Carrier	*88.7*		*40 - 110*	*08/27/20 12:17*	*09/03/20 11:47*	*1*
Y Carrier	*78.5*		*40 - 110*	*08/27/20 12:17*	*09/03/20 11:47*	*1*

Method: Ra226_Ra228 - Combined Radium-226 and Radium-228

Analyte	Result	Qualifier	Count Uncert. (2σ+/-)	Total Uncert. (2σ+/-)	RL	MDC	Unit	Prepared	Analyzed	Dil Fac
Combined Radium 226 + 228	7.14		1.08	1.18	5.00	1.34	pCi/L		09/14/20 11:02	1

Client Sample ID: BA 14036 MW-29H

Date Collected: 07/29/20 10:27
Date Received: 08/03/20 13:10

Lab Sample ID: 400-191643-34

Matrix: Water

Method: 9315 - Radium-226 (GFPC)

Analyte	Result	Qualifier	Count Uncert. (2σ+/-)	Total Uncert. (2σ+/-)	RL	MDC	Unit	Prepared	Analyzed	Dil Fac
Radium-226	11.8		0.667	1.25	1.00	0.114	pCi/L	08/06/20 09:02	08/30/20 19:20	1

Carrier	*%Yield*	*Qualifier*	*Limits*	*Prepared*	*Analyzed*	*Dil Fac*
Ba Carrier	*89.7*		*40 - 110*	*08/06/20 09:02*	*08/30/20 19:20*	*1*

Method: 9320 - Radium-228 (GFPC)

Analyte	Result	Qualifier	Count Uncert. (2σ+/-)	Total Uncert. (2σ+/-)	RL	MDC	Unit	Prepared	Analyzed	Dil Fac
Radium-228	4.47	* G	1.08	1.16	1.00	1.32	pCi/L	08/27/20 12:17	09/03/20 11:47	1

Carrier	*%Yield*	*Qualifier*	*Limits*	*Prepared*	*Analyzed*	*Dil Fac*
Ba Carrier	*86.9*		*40 - 110*	*08/27/20 12:17*	*09/03/20 11:47*	*1*
Y Carrier	*82.2*		*40 - 110*	*08/27/20 12:17*	*09/03/20 11:47*	*1*

Method: Ra226_Ra228 - Combined Radium-226 and Radium-228

Analyte	Result	Qualifier	Count Uncert. (2σ+/-)	Total Uncert. (2σ+/-)	RL	MDC	Unit	Prepared	Analyzed	Dil Fac
Combined Radium 226 + 228	16.2		1.27	1.71	5.00	1.32	pCi/L		09/14/20 11:02	1

Client Sample ID: BA 14037 MW-17

Date Collected: 07/29/20 11:57
Date Received: 08/03/20 13:10

Lab Sample ID: 400-191643-35

Matrix: Water

Method: 9315 - Radium-226 (GFPC)

Analyte	Result	Qualifier	Count Uncert. (2σ+/-)	Total Uncert. (2σ+/-)	RL	MDC	Unit	Prepared	Analyzed	Dil Fac
Radium-226	**0.357**		0.137	0.141	1.00	0.140	pCi/L	08/06/20 09:02	08/30/20 19:21	1

Carrier	*%Yield*	*Qualifier*	*Limits*	*Prepared*	*Analyzed*	*Dil Fac*
Ba Carrier	*85.2*		*40 - 110*	*08/06/20 09:02*	*08/30/20 19:21*	*1*

Method: 9320 - Radium-228 (GFPC)

Analyte	Result	Qualifier	Count Uncert. (2σ+/-)	Total Uncert. (2σ+/-)	RL	MDC	Unit	Prepared	Analyzed	Dil Fac
Radium-228	1.49	U * G	1.04	1.05	1.00	1.61	pCi/L	08/27/20 12:17	09/03/20 11:47	1

Carrier	*%Yield*	*Qualifier*	*Limits*	*Prepared*	*Analyzed*	*Dil Fac*
Ba Carrier	*67.9*		*40 - 110*	*08/27/20 12:17*	*09/03/20 11:47*	*1*
Y Carrier	*80.0*		*40 - 110*	*08/27/20 12:17*	*09/03/20 11:47*	*1*

Method: Ra226_Ra228 - Combined Radium-226 and Radium-228

Analyte	Result	Qualifier	Count Uncert. (2σ+/-)	Total Uncert. (2σ+/-)	RL	MDC	Unit	Prepared	Analyzed	Dil Fac
Combined Radium 226 + 228	**1.85**		1.05	1.06	5.00	1.61	pCi/L		09/14/20 11:02	1

Client Sample ID: BA 14038 MW-13

Date Collected: 07/27/20 10:55
Date Received: 08/03/20 13:10

Lab Sample ID: 400-191643-36

Matrix: Water

Method: 9315 - Radium-226 (GFPC)

Analyte	Result	Qualifier	Count Uncert. (2σ+/-)	Total Uncert. (2σ+/-)	RL	MDC	Unit	Prepared	Analyzed	Dil Fac
Radium-226	**0.504**		0.153	0.159	1.00	0.125	pCi/L	08/06/20 09:02	08/30/20 19:21	1

Carrier	*%Yield*	*Qualifier*	*Limits*	*Prepared*	*Analyzed*	*Dil Fac*
Ba Carrier	*85.8*		*40 - 110*	*08/06/20 09:02*	*08/30/20 19:21*	*1*

Method: 9320 - Radium-228 (GFPC)

Analyte	Result	Qualifier	Count Uncert. (2σ+/-)	Total Uncert. (2σ+/-)	RL	MDC	Unit	Prepared	Analyzed	Dil Fac
Radium-228	0.482	U *	0.401	0.404	1.00	0.640	pCi/L	08/06/20 09:29	08/21/20 12:07	1

Carrier	*%Yield*	*Qualifier*	*Limits*	*Prepared*	*Analyzed*	*Dil Fac*
Ba Carrier	*85.8*		*40 - 110*	*08/06/20 09:29*	*08/21/20 12:07*	*1*
Y Carrier	*80.4*		*40 - 110*	*08/06/20 09:29*	*08/21/20 12:07*	*1*

Method: Ra226_Ra228 - Combined Radium-226 and Radium-228

Analyte	Result	Qualifier	Count Uncert. (2σ+/-)	Total Uncert. (2σ+/-)	RL	MDC	Unit	Prepared	Analyzed	Dil Fac
Combined Radium 226 + 228	**0.986**		0.429	0.434	5.00	0.640	pCi/L		09/14/20 11:02	1

Client Sample ID: BA 14039 MW-12

Date Collected: 07/27/20 14:10
Date Received: 08/03/20 13:10

Lab Sample ID: 400-191643-37

Matrix: Water

Method: 9315 - Radium-226 (GFPC)

Analyte	Result	Qualifier	Count Uncert. (2σ+/-)	Total Uncert. (2σ+/-)	RL	MDC	Unit	Prepared	Analyzed	Dil Fac
Radium-226	0.378		0.133	0.137	1.00	0.126	pCi/L	08/06/20 09:02	08/30/20 19:22	1

Carrier	*%Yield*	*Qualifier*	*Limits*	*Prepared*	*Analyzed*	*Dil Fac*
Ba Carrier	*92.7*		*40 - 110*	*08/06/20 09:02*	*08/30/20 19:22*	*1*

Method: 9320 - Radium-228 (GFPC)

Analyte	Result	Qualifier	Count Uncert. (2σ+/-)	Total Uncert. (2σ+/-)	RL	MDC	Unit	Prepared	Analyzed	Dil Fac
Radium-228	1.48	* G	0.928	0.938	1.00	1.42	pCi/L	08/27/20 12:17	09/03/20 11:48	1

Carrier	*%Yield*	*Qualifier*	*Limits*	*Prepared*	*Analyzed*	*Dil Fac*
Ba Carrier	*79.5*		*40 - 110*	*08/27/20 12:17*	*09/03/20 11:48*	*1*
Y Carrier	*84.1*		*40 - 110*	*08/27/20 12:17*	*09/03/20 11:48*	*1*

Method: Ra226_Ra228 - Combined Radium-226 and Radium-228

Analyte	Result	Qualifier	Count Uncert. (2σ+/-)	Total Uncert. (2σ+/-)	RL	MDC	Unit	Prepared	Analyzed	Dil Fac
Combined Radium 226 + 228	1.85		0.937	0.948	5.00	1.42	pCi/L		09/14/20 11:02	1

Client Sample ID: BA 14040 MW-7

Date Collected: 07/28/20 09:25
Date Received: 08/03/20 13:10

Lab Sample ID: 400-191643-38

Matrix: Water

Method: 9315 - Radium-226 (GFPC)

Analyte	Result	Qualifier	Count Uncert. (2σ+/-)	Total Uncert. (2σ+/-)	RL	MDC	Unit	Prepared	Analyzed	Dil Fac
Radium-226	-0.0386	U	0.0775	0.0776	1.00	0.170	pCi/L	08/06/20 09:02	09/01/20 12:24	1

Carrier	*%Yield*	*Qualifier*	*Limits*	*Prepared*	*Analyzed*	*Dil Fac*
Ba Carrier	*88.5*		*40 - 110*	*08/06/20 09:02*	*09/01/20 12:24*	*1*

Method: 9320 - Radium-228 (GFPC)

Analyte	Result	Qualifier	Count Uncert. (2σ+/-)	Total Uncert. (2σ+/-)	RL	MDC	Unit	Prepared	Analyzed	Dil Fac
Radium-228	0.691	U * G	0.786	0.789	1.00	1.29	pCi/L	08/27/20 12:17	09/03/20 11:48	1

Carrier	*%Yield*	*Qualifier*	*Limits*	*Prepared*	*Analyzed*	*Dil Fac*
Ba Carrier	*83.8*		*40 - 110*	*08/27/20 12:17*	*09/03/20 11:48*	*1*
Y Carrier	*78.1*		*40 - 110*	*08/27/20 12:17*	*09/03/20 11:48*	*1*

Method: Ra226_Ra228 - Combined Radium-226 and Radium-228

Analyte	Result	Qualifier	Count Uncert. (2σ+/-)	Total Uncert. (2σ+/-)	RL	MDC	Unit	Prepared	Analyzed	Dil Fac
Combined Radium 226 + 228	0.652	U	0.790	0.793	5.00	1.29	pCi/L		09/14/20 11:02	1

Client Sample ID: BA 14041 MW-6

Date Collected: 07/28/20 10:30
Date Received: 08/03/20 13:10

Lab Sample ID: 400-191643-39

Matrix: Water

Method: 9315 - Radium-226 (GFPC)

Analyte	Result	Qualifier	Count Uncert. (2σ+/-)	Total Uncert. (2σ+/-)	RL	MDC	Unit	Prepared	Analyzed	Dil Fac
Radium-226	0.100	U	0.0826	0.0831	1.00	0.119	pCi/L	08/06/20 09:02	08/30/20 21:03	1

Carrier	*%Yield*	*Qualifier*	*Limits*	*Prepared*	*Analyzed*	*Dil Fac*
Ba Carrier	*87.0*		*40 - 110*	*08/06/20 09:02*	*08/30/20 21:03*	*1*

Method: 9320 - Radium-228 (GFPC)

Analyte	Result	Qualifier	Count Uncert. (2σ+/-)	Total Uncert. (2σ+/-)	RL	MDC	Unit	Prepared	Analyzed	Dil Fac
Radium-228	0.192	U *	0.408	0.409	1.00	0.696	pCi/L	08/06/20 09:29	08/21/20 12:07	1

Carrier	*%Yield*	*Qualifier*	*Limits*	*Prepared*	*Analyzed*	*Dil Fac*
Ba Carrier	*87.0*		*40 - 110*	*08/06/20 09:29*	*08/21/20 12:07*	*1*
Y Carrier	*79.3*		*40 - 110*	*08/06/20 09:29*	*08/21/20 12:07*	*1*

Method: Ra226_Ra228 - Combined Radium-226 and Radium-228

Analyte	Result	Qualifier	Count Uncert. (2σ+/-)	Total Uncert. (2σ+/-)	RL	MDC	Unit	Prepared	Analyzed	Dil Fac
Combined Radium 226 + 228	0.292	U	0.416	0.417	5.00	0.696	pCi/L		09/14/20 11:02	1

Client Sample ID: BA 14042 MW-21

Date Collected: 07/28/20 11:25
Date Received: 08/03/20 13:10

Lab Sample ID: 400-191643-40

Matrix: Water

Method: 9315 - Radium-226 (GFPC)

Analyte	Result	Qualifier	Count Uncert. (2σ+/-)	Total Uncert. (2σ+/-)	RL	MDC	Unit	Prepared	Analyzed	Dil Fac
Radium-226	0.0565	U	0.0679	0.0681	1.00	0.111	pCi/L	08/06/20 09:02	08/30/20 21:04	1

Carrier	*%Yield*	*Qualifier*	*Limits*	*Prepared*	*Analyzed*	*Dil Fac*
Ba Carrier	*96.7*		*40 - 110*	*08/06/20 09:02*	*08/30/20 21:04*	*1*

Method: 9320 - Radium-228 (GFPC)

Analyte	Result	Qualifier	Count Uncert. (2σ+/-)	Total Uncert. (2σ+/-)	RL	MDC	Unit	Prepared	Analyzed	Dil Fac
Radium-228	0.218	U *	0.288	0.289	1.00	0.480	pCi/L	08/06/20 09:29	08/21/20 12:08	1

Carrier	*%Yield*	*Qualifier*	*Limits*	*Prepared*	*Analyzed*	*Dil Fac*
Ba Carrier	*96.7*		*40 - 110*	*08/06/20 09:29*	*08/21/20 12:08*	*1*
Y Carrier	*83.4*		*40 - 110*	*08/06/20 09:29*	*08/21/20 12:08*	*1*

Method: Ra226_Ra228 - Combined Radium-226 and Radium-228

Analyte	Result	Qualifier	Count Uncert. (2σ+/-)	Total Uncert. (2σ+/-)	RL	MDC	Unit	Prepared	Analyzed	Dil Fac
Combined Radium 226 + 228	0.275	U	0.296	0.297	5.00	0.480	pCi/L		09/14/20 11:02	1

Client Sample ID: BA 14043 MW-21 DUP

Date Collected: 07/28/20 11:25
Date Received: 08/03/20 13:10

Lab Sample ID: 400-191643-41

Matrix: Water

Method: 9315 - Radium-226 (GFPC)

Analyte	Result	Qualifier	Count Uncert. (2σ+/-)	Total Uncert. (2σ+/-)	RL	MDC	Unit	Prepared	Analyzed	Dil Fac
Radium-226	0.0929	U	0.0965	0.0969	1.00	0.154	pCi/L	08/06/20 09:02	08/30/20 21:04	1

Carrier	*%Yield*	*Qualifier*	*Limits*	*Prepared*	*Analyzed*	*Dil Fac*
Ba Carrier	*96.1*		*40 - 110*	*08/06/20 09:02*	*08/30/20 21:04*	*1*

Method: 9320 - Radium-228 (GFPC)

Analyte	Result	Qualifier	Count Uncert. (2σ+/-)	Total Uncert. (2σ+/-)	RL	MDC	Unit	Prepared	Analyzed	Dil Fac
Radium-228	0.284	U *	0.322	0.323	1.00	0.530	pCi/L	08/06/20 09:29	08/21/20 12:08	1

Carrier	*%Yield*	*Qualifier*	*Limits*	*Prepared*	*Analyzed*	*Dil Fac*
Ba Carrier	*96.1*		*40 - 110*	*08/06/20 09:29*	*08/21/20 12:08*	*1*
Y Carrier	*77.8*		*40 - 110*	*08/06/20 09:29*	*08/21/20 12:08*	*1*

Method: Ra226_Ra228 - Combined Radium-226 and Radium-228

Analyte	Result	Qualifier	Count Uncert. (2σ+/-)	Total Uncert. (2σ+/-)	RL	MDC	Unit	Prepared	Analyzed	Dil Fac
Combined Radium 226 + 228	0.377	U	0.336	0.337	5.00	0.530	pCi/L		09/14/20 11:02	1

Client Sample ID: BA 14044 MW-22

Date Collected: 07/28/20 12:25
Date Received: 08/03/20 13:10

Lab Sample ID: 400-191643-42

Matrix: Water

Method: 9315 - Radium-226 (GFPC)

Analyte	Result	Qualifier	Count Uncert. (2σ+/-)	Total Uncert. (2σ+/-)	RL	MDC	Unit	Prepared	Analyzed	Dil Fac
Radium-226	**0.166**		0.0976	0.0987	1.00	0.126	pCi/L	08/06/20 09:02	08/30/20 21:04	1

Carrier	*%Yield*	*Qualifier*	*Limits*	*Prepared*	*Analyzed*	*Dil Fac*
Ba Carrier	*93.7*		*40 - 110*	*08/06/20 09:02*	*08/30/20 21:04*	*1*

Method: 9320 - Radium-228 (GFPC)

Analyte	Result	Qualifier	Count Uncert. (2σ+/-)	Total Uncert. (2σ+/-)	RL	MDC	Unit	Prepared	Analyzed	Dil Fac
Radium-228	0.245	U *	0.318	0.319	1.00	0.529	pCi/L	08/06/20 09:29	08/21/20 12:08	1

Carrier	*%Yield*	*Qualifier*	*Limits*	*Prepared*	*Analyzed*	*Dil Fac*
Ba Carrier	*93.7*		*40 - 110*	*08/06/20 09:29*	*08/21/20 12:08*	*1*
Y Carrier	*83.7*		*40 - 110*	*08/06/20 09:29*	*08/21/20 12:08*	*1*

Method: Ra226_Ra228 - Combined Radium-226 and Radium-228

Analyte	Result	Qualifier	Count Uncert. (2σ+/-)	Total Uncert. (2σ+/-)	RL	MDC	Unit	Prepared	Analyzed	Dil Fac
Combined Radium 226 + 228	0.410	U	0.333	0.334	5.00	0.529	pCi/L		09/14/20 11:02	1

Client Sample ID: BA 14045 MW-22 DUP

Date Collected: 07/28/20 12:25
Date Received: 08/03/20 13:10

Lab Sample ID: 400-191643-43

Matrix: Water

Method: 9315 - Radium-226 (GFPC)

Analyte	Result	Qualifier	Count Uncert. (2σ+/-)	Total Uncert. (2σ+/-)	RL	MDC	Unit	Prepared	Analyzed	Dil Fac
Radium-226	0.180		0.120	0.121	1.00	0.172	pCi/L	08/06/20 09:02	09/01/20 12:24	1

Carrier	*%Yield*	*Qualifier*	*Limits*	*Prepared*	*Analyzed*	*Dil Fac*
Ba Carrier	*93.1*		*40 - 110*	*08/06/20 09:02*	*09/01/20 12:24*	*1*

Method: 9320 - Radium-228 (GFPC)

Analyte	Result	Qualifier	Count Uncert. (2σ+/-)	Total Uncert. (2σ+/-)	RL	MDC	Unit	Prepared	Analyzed	Dil Fac
Radium-228	2.67	* G	0.970	1.00	1.00	1.31	pCi/L	08/27/20 12:17	09/03/20 11:48	1

Carrier	*%Yield*	*Qualifier*	*Limits*	*Prepared*	*Analyzed*	*Dil Fac*
Ba Carrier	*81.0*		*40 - 110*	*08/27/20 12:17*	*09/03/20 11:48*	*1*
Y Carrier	*83.0*		*40 - 110*	*08/27/20 12:17*	*09/03/20 11:48*	*1*

Method: Ra226_Ra228 - Combined Radium-226 and Radium-228

Analyte	Result	Qualifier	Count Uncert. (2σ+/-)	Total Uncert. (2σ+/-)	RL	MDC	Unit	Prepared	Analyzed	Dil Fac
Combined Radium 226 + 228	2.85		0.977	1.01	5.00	1.31	pCi/L		09/14/20 11:02	1

Client Sample ID: BA 14046 MW-5

Date Collected: 07/28/20 13:40
Date Received: 08/03/20 13:10

Lab Sample ID: 400-191643-44

Matrix: Water

Method: 9315 - Radium-226 (GFPC)

Analyte	Result	Qualifier	Count Uncert. (2σ+/-)	Total Uncert. (2σ+/-)	RL	MDC	Unit	Prepared	Analyzed	Dil Fac
Radium-226	0.152		0.0924	0.0934	1.00	0.122	pCi/L	08/06/20 09:02	09/01/20 12:24	1

Carrier	*%Yield*	*Qualifier*	*Limits*	*Prepared*	*Analyzed*	*Dil Fac*
Ba Carrier	*97.6*		*40 - 110*	*08/06/20 09:02*	*09/01/20 12:24*	*1*

Method: 9320 - Radium-228 (GFPC)

Analyte	Result	Qualifier	Count Uncert. (2σ+/-)	Total Uncert. (2σ+/-)	RL	MDC	Unit	Prepared	Analyzed	Dil Fac
Radium-228	0.754	U * G	0.825	0.828	1.00	1.35	pCi/L	08/27/20 12:17	09/03/20 11:48	1

Carrier	*%Yield*	*Qualifier*	*Limits*	*Prepared*	*Analyzed*	*Dil Fac*
Ba Carrier	*85.6*		*40 - 110*	*08/27/20 12:17*	*09/03/20 11:48*	*1*
Y Carrier	*81.5*		*40 - 110*	*08/27/20 12:17*	*09/03/20 11:48*	*1*

Method: Ra226_Ra228 - Combined Radium-226 and Radium-228

Analyte	Result	Qualifier	Count Uncert. (2σ+/-)	Total Uncert. (2σ+/-)	RL	MDC	Unit	Prepared	Analyzed	Dil Fac
Combined Radium 226 + 228	0.907	U	0.830	0.833	5.00	1.35	pCi/L		09/14/20 11:02	1

Client Sample ID: BA 14047 MW-9

Date Collected: 07/29/20 09:50
Date Received: 08/03/20 13:10

Lab Sample ID: 400-191643-45

Matrix: Water

Method: 9315 - Radium-226 (GFPC)

Analyte	Result	Qualifier	Count Uncert. (2σ+/-)	Total Uncert. (2σ+/-)	RL	MDC	Unit	Prepared	Analyzed	Dil Fac
Radium-226	**0.109**		0.0769	0.0775	1.00	0.102	pCi/L	08/06/20 09:02	09/01/20 12:24	1

Carrier	*%Yield*	*Qualifier*	*Limits*	*Prepared*	*Analyzed*	*Dil Fac*
Ba Carrier	*96.4*		*40 - 110*	*08/06/20 09:02*	*09/01/20 12:24*	*1*

Method: 9320 - Radium-228 (GFPC)

Analyte	Result	Qualifier	Count Uncert. (2σ+/-)	Total Uncert. (2σ+/-)	RL	MDC	Unit	Prepared	Analyzed	Dil Fac
Radium-228	0.170	U *	0.386	0.386	1.00	0.658	pCi/L	08/06/20 09:29	08/21/20 12:08	1

Carrier	*%Yield*	*Qualifier*	*Limits*	*Prepared*	*Analyzed*	*Dil Fac*
Ba Carrier	*96.4*		*40 - 110*	*08/06/20 09:29*	*08/21/20 12:08*	*1*
Y Carrier	*83.0*		*40 - 110*	*08/06/20 09:29*	*08/21/20 12:08*	*1*

Method: Ra226_Ra228 - Combined Radium-226 and Radium-228

Analyte	Result	Qualifier	Count Uncert. (2σ+/-)	Total Uncert. (2σ+/-)	RL	MDC	Unit	Prepared	Analyzed	Dil Fac
Combined Radium 226 + 228	0.280	U	0.394	0.394	5.00	0.658	pCi/L		09/14/20 11:02	1

Client Sample ID: BA 14048 FB-3

Date Collected: 07/29/20 10:55
Date Received: 08/03/20 13:10

Lab Sample ID: 400-191643-46

Matrix: Water

Method: 9315 - Radium-226 (GFPC)

Analyte	Result	Qualifier	Count Uncert. (2σ+/-)	Total Uncert. (2σ+/-)	RL	MDC	Unit	Prepared	Analyzed	Dil Fac
Radium-226	0.0631	U	0.0692	0.0694	1.00	0.109	pCi/L	08/06/20 09:02	08/30/20 21:05	1

Carrier	*%Yield*	*Qualifier*	*Limits*	*Prepared*	*Analyzed*	*Dil Fac*
Ba Carrier	*94.0*		*40 - 110*	*08/06/20 09:02*	*08/30/20 21:05*	*1*

Method: 9320 - Radium-228 (GFPC)

Analyte	Result	Qualifier	Count Uncert. (2σ+/-)	Total Uncert. (2σ+/-)	RL	MDC	Unit	Prepared	Analyzed	Dil Fac
Radium-228	0.491	U *	0.369	0.372	1.00	0.581	pCi/L	08/06/20 09:29	08/21/20 12:08	1

Carrier	*%Yield*	*Qualifier*	*Limits*	*Prepared*	*Analyzed*	*Dil Fac*
Ba Carrier	*94.0*		*40 - 110*	*08/06/20 09:29*	*08/21/20 12:08*	*1*
Y Carrier	*81.1*		*40 - 110*	*08/06/20 09:29*	*08/21/20 12:08*	*1*

Method: Ra226_Ra228 - Combined Radium-226 and Radium-228

Analyte	Result	Qualifier	Count Uncert. (2σ+/-)	Total Uncert. (2σ+/-)	RL	MDC	Unit	Prepared	Analyzed	Dil Fac
Combined Radium 226 + 228	0.554	U	0.375	0.378	5.00	0.581	pCi/L		09/14/20 11:02	1

Client Sample ID: BA 14049 EB-1

Date Collected: 07/29/20 11:05
Date Received: 08/03/20 13:10

Lab Sample ID: 400-191643-47

Matrix: Water

Method: 9315 - Radium-226 (GFPC)

Analyte	Result	Qualifier	Count Uncert. (2σ+/-)	Total Uncert. (2σ+/-)	RL	MDC	Unit	Prepared	Analyzed	Dil Fac
Radium-226	0.00705	U	0.0611	0.0611	1.00	0.124	pCi/L	08/06/20 09:02	08/30/20 21:06	1

Carrier	*%Yield*	*Qualifier*	*Limits*	*Prepared*	*Analyzed*	*Dil Fac*
Ba Carrier	*98.8*		*40 - 110*	*08/06/20 09:02*	*08/30/20 21:06*	*1*

Method: 9320 - Radium-228 (GFPC)

Analyte	Result	Qualifier	Count Uncert. (2σ+/-)	Total Uncert. (2σ+/-)	RL	MDC	Unit	Prepared	Analyzed	Dil Fac
Radium-228	1.25	U * G	0.824	0.832	1.00	1.27	pCi/L	08/27/20 12:17	09/03/20 11:48	1

Carrier	*%Yield*	*Qualifier*	*Limits*	*Prepared*	*Analyzed*	*Dil Fac*
Ba Carrier	*93.9*		*40 - 110*	*08/27/20 12:17*	*09/03/20 11:48*	*1*
Y Carrier	*83.0*		*40 - 110*	*08/27/20 12:17*	*09/03/20 11:48*	*1*

Method: Ra226_Ra228 - Combined Radium-226 and Radium-228

Analyte	Result	Qualifier	Count Uncert. (2σ+/-)	Total Uncert. (2σ+/-)	RL	MDC	Unit	Prepared	Analyzed	Dil Fac
Combined Radium 226 + 228	1.26	U	0.826	0.834	5.00	1.27	pCi/L		09/14/20 11:02	1

Client Sample ID: BA 14050 MW-8

Date Collected: 07/29/20 11:25
Date Received: 08/03/20 13:10

Lab Sample ID: 400-191643-48

Matrix: Water

Method: 9315 - Radium-226 (GFPC)

Analyte	Result	Qualifier	Count Uncert. (2σ+/-)	Total Uncert. (2σ+/-)	RL	MDC	Unit	Prepared	Analyzed	Dil Fac
Radium-226	0.0102	U	0.0579	0.0579	1.00	0.118	pCi/L	08/06/20 09:02	08/30/20 21:06	1

Carrier	*%Yield*	*Qualifier*	*Limits*	*Prepared*	*Analyzed*	*Dil Fac*
Ba Carrier	*92.4*		*40 - 110*	*08/06/20 09:02*	*08/30/20 21:06*	*1*

Method: 9320 - Radium-228 (GFPC)

Analyte	Result	Qualifier	Count Uncert. (2σ+/-)	Total Uncert. (2σ+/-)	RL	MDC	Unit	Prepared	Analyzed	Dil Fac
Radium-228	0.388	U *	0.369	0.371	1.00	0.596	pCi/L	08/06/20 09:29	08/21/20 12:08	1

Carrier	*%Yield*	*Qualifier*	*Limits*	*Prepared*	*Analyzed*	*Dil Fac*
Ba Carrier	*92.4*		*40 - 110*	*08/06/20 09:29*	*08/21/20 12:08*	*1*
Y Carrier	*76.3*		*40 - 110*	*08/06/20 09:29*	*08/21/20 12:08*	*1*

Method: Ra226_Ra228 - Combined Radium-226 and Radium-228

Analyte	Result	Qualifier	Count Uncert. (2σ+/-)	Total Uncert. (2σ+/-)	RL	MDC	Unit	Prepared	Analyzed	Dil Fac
Combined Radium 226 + 228	0.398	U	0.374	0.375	5.00	0.596	pCi/L		09/14/20 11:02	1

Qualifiers

Rad

Qualifier	Qualifier Description
*	LCS or LCSD is outside acceptance limits.
F	MS/MSD Recovery and/or RPD exceeds the control limits
G	The Sample MDC is greater than the requested RL.
U	Result is less than the sample detection limit.

Glossary

Abbreviation	These commonly used abbreviations may or may not be present in this report.
¤	Listed under the "D" column to designate that the result is reported on a dry weight basis
%R	Percent Recovery
CFL	Contains Free Liquid
CFU	Colony Forming Unit
CNF	Contains No Free Liquid
DER	Duplicate Error Ratio (normalized absolute difference)
Dil Fac	Dilution Factor
DL	Detection Limit (DoD/DOE)
DL, RA, RE, IN	Indicates a Dilution, Re-analysis, Re-extraction, or additional Initial metals/anion analysis of the sample
DLC	Decision Level Concentration (Radiochemistry)
EDL	Estimated Detection Limit (Dioxin)
LOD	Limit of Detection (DoD/DOE)
LOQ	Limit of Quantitation (DoD/DOE)
MCL	EPA recommended "Maximum Contaminant Level"
MDA	Minimum Detectable Activity (Radiochemistry)
MDC	Minimum Detectable Concentration (Radiochemistry)
MDL	Method Detection Limit
ML	Minimum Level (Dioxin)
MPN	Most Probable Number
MQL	Method Quantitation Limit
NC	Not Calculated
ND	Not Detected at the reporting limit (or MDL or EDL if shown)
NEG	Negative / Absent
POS	Positive / Present
PQL	Practical Quantitation Limit
PRES	Presumptive
QC	Quality Control
RER	Relative Error Ratio (Radiochemistry)
RL	Reporting Limit or Requested Limit (Radiochemistry)
RPD	Relative Percent Difference, a measure of the relative difference between two points
TEF	Toxicity Equivalent Factor (Dioxin)
TEQ	Toxicity Equivalent Quotient (Dioxin)
TNTC	Too Numerous To Count

Lab Chronicle

Client: Alabama Power General Test Laboratory
Project/Site: CCR Plant Gaston

Job ID: 400-191643-1
SDG: Gaston Ash Pond 1287

Client Sample ID: BA 13437 MW-27
Date Collected: 07/21/20 09:50
Date Received: 08/03/20 13:10

Lab Sample ID: 400-191643-1
Matrix: Water

Prep Type	Batch Type	Batch Method	Run	Dilution Factor	Batch Number	Prepared or Analyzed	Analyst	Lab
Total/NA	Prep	PrecSep-21			478597	08/05/20 09:45	RBR	TAL SL
Total/NA	Analysis	9315		1	480862	08/27/20 16:35	SCB	TAL SL
Total/NA	Prep	PrecSep_0			478599	08/05/20 10:52	RBR	TAL SL
Total/NA	Analysis	9320		1	479986	08/20/20 13:20	SCB	TAL SL
Total/NA	Analysis	Ra226_Ra228		1	481839	09/09/20 18:57	CAH	TAL SL

Client Sample ID: BA 13438 MW-23D
Date Collected: 07/21/20 11:50
Date Received: 08/03/20 13:10

Lab Sample ID: 400-191643-2
Matrix: Water

Prep Type	Batch Type	Batch Method	Run	Dilution Factor	Batch Number	Prepared or Analyzed	Analyst	Lab
Total/NA	Prep	PrecSep-21			478597	08/05/20 09:45	RBR	TAL SL
Total/NA	Analysis	9315		1	480861	08/27/20 16:36	SCB	TAL SL
Total/NA	Prep	PrecSep_0			478599	08/05/20 10:52	RBR	TAL SL
Total/NA	Analysis	9320		1	479986	08/20/20 13:20	SCB	TAL SL
Total/NA	Analysis	Ra226_Ra228		1	481839	09/09/20 18:57	CAH	TAL SL

Client Sample ID: BA 13439 MW-23S
Date Collected: 07/21/20 13:00
Date Received: 08/03/20 13:10

Lab Sample ID: 400-191643-3
Matrix: Water

Prep Type	Batch Type	Batch Method	Run	Dilution Factor	Batch Number	Prepared or Analyzed	Analyst	Lab
Total/NA	Prep	PrecSep-21			478597	08/05/20 09:45	RBR	TAL SL
Total/NA	Analysis	9315		1	480862	08/27/20 18:46	SCB	TAL SL
Total/NA	Prep	PrecSep_0			478599	08/05/20 10:52	RBR	TAL SL
Total/NA	Analysis	9320		1	480038	08/20/20 13:22	SCB	TAL SL
Total/NA	Analysis	Ra226_Ra228		1	481839	09/09/20 18:57	CAH	TAL SL

Client Sample ID: BA 13440 MW-37V
Date Collected: 07/20/20 10:57
Date Received: 08/03/20 13:10

Lab Sample ID: 400-191643-4
Matrix: Water

Prep Type	Batch Type	Batch Method	Run	Dilution Factor	Batch Number	Prepared or Analyzed	Analyst	Lab
Total/NA	Prep	PrecSep-21			478597	08/05/20 09:45	RBR	TAL SL
Total/NA	Analysis	9315		1	480862	08/27/20 18:46	SCB	TAL SL
Total/NA	Prep	PrecSep_0			478599	08/05/20 10:52	RBR	TAL SL
Total/NA	Analysis	9320		1	480038	08/20/20 13:23	SCB	TAL SL
Total/NA	Analysis	Ra226_Ra228		1	481839	09/09/20 18:57	CAH	TAL SL

Lab Chronicle

Client: Alabama Power General Test Laboratory
Project/Site: CCR Plant Gaston

Job ID: 400-191643-1
SDG: Gaston Ash Pond 1287

Client Sample ID: BA 13441 MW-32V
Date Collected: 07/20/20 12:21
Date Received: 08/03/20 13:10

Lab Sample ID: 400-191643-5
Matrix: Water

Prep Type	Batch Type	Batch Method	Run	Dilution Factor	Batch Number	Prepared or Analyzed	Analyst	Lab
Total/NA	Prep	PrecSep-21			478597	08/05/20 09:45	RBR	TAL SL
Total/NA	Analysis	9315		1	480862	08/27/20 18:46	SCB	TAL SL
Total/NA	Prep	PrecSep_0			478599	08/05/20 10:52	RBR	TAL SL
Total/NA	Analysis	9320		1	480038	08/20/20 13:23	SCB	TAL SL
Total/NA	Analysis	Ra226_Ra228		1	481839	09/09/20 18:57	CAH	TAL SL

Client Sample ID: BA 13442 FB-1
Date Collected: 07/20/20 13:10
Date Received: 08/03/20 13:10

Lab Sample ID: 400-191643-6
Matrix: Water

Prep Type	Batch Type	Batch Method	Run	Dilution Factor	Batch Number	Prepared or Analyzed	Analyst	Lab
Total/NA	Prep	PrecSep-21			478597	08/05/20 09:45	RBR	TAL SL
Total/NA	Analysis	9315		1	480861	08/27/20 18:47	SCB	TAL SL
Total/NA	Prep	PrecSep_0			478599	08/05/20 10:52	RBR	TAL SL
Total/NA	Analysis	9320		1	480038	08/20/20 13:23	SCB	TAL SL
Total/NA	Analysis	Ra226_Ra228		1	481839	09/09/20 18:57	CAH	TAL SL

Client Sample ID: BA 13443 MW-36V
Date Collected: 07/20/20 14:32
Date Received: 08/03/20 13:10

Lab Sample ID: 400-191643-7
Matrix: Water

Prep Type	Batch Type	Batch Method	Run	Dilution Factor	Batch Number	Prepared or Analyzed	Analyst	Lab
Total/NA	Prep	PrecSep-21			478597	08/05/20 09:45	RBR	TAL SL
Total/NA	Analysis	9315		1	480861	08/27/20 20:43	SCB	TAL SL
Total/NA	Prep	PrecSep_0			478599	08/05/20 10:52	RBR	TAL SL
Total/NA	Analysis	9320		1	480038	08/20/20 13:23	SCB	TAL SL
Total/NA	Analysis	Ra226_Ra228		1	481839	09/09/20 18:57	CAH	TAL SL

Client Sample ID: BA 13444 MW-34V
Date Collected: 07/21/20 09:20
Date Received: 08/03/20 13:10

Lab Sample ID: 400-191643-8
Matrix: Water

Prep Type	Batch Type	Batch Method	Run	Dilution Factor	Batch Number	Prepared or Analyzed	Analyst	Lab
Total/NA	Prep	PrecSep-21			478597	08/05/20 09:45	RBR	TAL SL
Total/NA	Analysis	9315		1	480862	08/27/20 20:44	SCB	TAL SL
Total/NA	Prep	PrecSep_0			478599	08/05/20 10:52	RBR	TAL SL
Total/NA	Analysis	9320		1	480038	08/20/20 13:23	SCB	TAL SL
Total/NA	Analysis	Ra226_Ra228		1	481839	09/09/20 18:57	CAH	TAL SL

Lab Chronicle

Client: Alabama Power General Test Laboratory
Project/Site: CCR Plant Gaston

Job ID: 400-191643-1
SDG: Gaston Ash Pond 1287

Client Sample ID: BA 13445 MW-35V
Date Collected: 07/21/20 11:56
Date Received: 08/03/20 13:10

Lab Sample ID: 400-191643-9
Matrix: Water

Prep Type	Batch Type	Batch Method	Run	Dilution Factor	Batch Number	Prepared or Analyzed	Analyst	Lab
Total/NA	Prep	PrecSep-21			478597	08/05/20 09:45	RBR	TAL SL
Total/NA	Analysis	9315		1	480862	08/27/20 20:44	SCB	TAL SL
Total/NA	Prep	PrecSep_0			478599	08/05/20 10:52	RBR	TAL SL
Total/NA	Analysis	9320		1	480038	08/20/20 13:23	SCB	TAL SL
Total/NA	Analysis	Ra226_Ra228		1	481839	09/09/20 18:57	CAH	TAL SL

Client Sample ID: BA 13446 MW-33V
Date Collected: 07/21/20 13:30
Date Received: 08/03/20 13:10

Lab Sample ID: 400-191643-10
Matrix: Water

Prep Type	Batch Type	Batch Method	Run	Dilution Factor	Batch Number	Prepared or Analyzed	Analyst	Lab
Total/NA	Prep	PrecSep-21			478597	08/05/20 09:45	RBR	TAL SL
Total/NA	Analysis	9315		1	480862	08/27/20 20:44	SCB	TAL SL
Total/NA	Prep	PrecSep_0			478599	08/05/20 10:52	RBR	TAL SL
Total/NA	Analysis	9320		1	480038	08/20/20 13:24	SCB	TAL SL
Total/NA	Analysis	Ra226_Ra228		1	481839	09/09/20 18:57	CAH	TAL SL

Client Sample ID: BA 13720 MW-20V
Date Collected: 07/22/20 09:32
Date Received: 08/03/20 13:10

Lab Sample ID: 400-191643-11
Matrix: Water

Prep Type	Batch Type	Batch Method	Run	Dilution Factor	Batch Number	Prepared or Analyzed	Analyst	Lab
Total/NA	Prep	PrecSep-21			478597	08/05/20 09:45	RBR	TAL SL
Total/NA	Analysis	9315		1	481079	08/28/20 07:29	SCB	TAL SL
Total/NA	Prep	PrecSep_0			478599	08/05/20 10:52	RBR	TAL SL
Total/NA	Analysis	9320		1	480038	08/20/20 13:24	SCB	TAL SL
Total/NA	Analysis	Ra226_Ra228		1	481839	09/09/20 18:57	CAH	TAL SL

Client Sample ID: BA 13721 MW-20SV
Date Collected: 07/22/20 11:05
Date Received: 08/03/20 13:10

Lab Sample ID: 400-191643-12
Matrix: Water

Prep Type	Batch Type	Batch Method	Run	Dilution Factor	Batch Number	Prepared or Analyzed	Analyst	Lab
Total/NA	Prep	PrecSep-21			478643	08/06/20 08:09	RBR	TAL SL
Total/NA	Analysis	9315		1	481079	08/28/20 15:42	SCB	TAL SL
Total/NA	Prep	PrecSep_0			481572	09/03/20 12:55	AVB	TAL SL
Total/NA	Analysis	9320		1	482140	09/11/20 12:41	CMM	TAL SL
Total/NA	Analysis	Ra226_Ra228		1	482407	09/14/20 11:02	CAH	TAL SL

Client Sample ID: BA 13722 MW-20SV DUP

Lab Sample ID: 400-191643-13

Date Collected: 07/22/20 11:05

Matrix: Water

Date Received: 08/03/20 13:10

Prep Type	Batch Type	Batch Method	Run	Dilution Factor	Batch Number	Prepared or Analyzed	Analyst	Lab
Total/NA	Prep	PrecSep-21			478643	08/06/20 08:09	RBR	TAL SL
Total/NA	Analysis	9315		1	481079	08/28/20 15:42	SCB	TAL SL
Total/NA	Prep	PrecSep_0			481572	09/03/20 12:55	AVB	TAL SL
Total/NA	Analysis	9320		1	482140	09/11/20 12:41	CMM	TAL SL
Total/NA	Analysis	Ra226_Ra228		1	482407	09/14/20 11:02	CAH	TAL SL

Client Sample ID: BA 13723 MW-20

Lab Sample ID: 400-191643-14

Date Collected: 07/22/20 12:30

Matrix: Water

Date Received: 08/03/20 13:10

Prep Type	Batch Type	Batch Method	Run	Dilution Factor	Batch Number	Prepared or Analyzed	Analyst	Lab
Total/NA	Prep	PrecSep-21			478643	08/06/20 08:09	RBR	TAL SL
Total/NA	Analysis	9315		1	481066	08/28/20 15:41	SCB	TAL SL
Total/NA	Prep	PrecSep_0			481572	09/03/20 12:55	AVB	TAL SL
Total/NA	Analysis	9320		1	482140	09/11/20 12:42	CMM	TAL SL
Total/NA	Analysis	Ra226_Ra228		1	482407	09/14/20 11:02	CAH	TAL SL

Client Sample ID: BA 13724 MW-18

Lab Sample ID: 400-191643-15

Date Collected: 07/22/20 13:34

Matrix: Water

Date Received: 08/03/20 13:10

Prep Type	Batch Type	Batch Method	Run	Dilution Factor	Batch Number	Prepared or Analyzed	Analyst	Lab
Total/NA	Prep	PrecSep-21			478643	08/06/20 08:09	RBR	TAL SL
Total/NA	Analysis	9315		1	481105	08/30/20 14:55	SCB	TAL SL
Total/NA	Prep	PrecSep_0			481572	09/03/20 12:55	AVB	TAL SL
Total/NA	Analysis	9320		1	482140	09/11/20 12:42	CMM	TAL SL
Total/NA	Analysis	Ra226_Ra228		1	482407	09/14/20 11:02	CAH	TAL SL

Client Sample ID: BA 13725 MW-17SV

Lab Sample ID: 400-191643-16

Date Collected: 07/23/20 08:23

Matrix: Water

Date Received: 08/03/20 13:10

Prep Type	Batch Type	Batch Method	Run	Dilution Factor	Batch Number	Prepared or Analyzed	Analyst	Lab
Total/NA	Prep	PrecSep-21			478643	08/06/20 08:09	RBR	TAL SL
Total/NA	Analysis	9315		1	481102	08/30/20 14:56	SCB	TAL SL
Total/NA	Prep	PrecSep_0			481572	09/03/20 12:55	AVB	TAL SL
Total/NA	Analysis	9320		1	482140	09/11/20 12:42	CMM	TAL SL
Total/NA	Analysis	Ra226_Ra228		1	482407	09/14/20 11:02	CAH	TAL SL

Client Sample ID: BA 13726 MW-17SV DUP

Lab Sample ID: 400-191643-17

Date Collected: 07/23/20 08:23

Matrix: Water

Date Received: 08/03/20 13:10

Prep Type	Batch Type	Batch Method	Run	Dilution Factor	Batch Number	Prepared or Analyzed	Analyst	Lab
Total/NA	Prep	PrecSep-21			478643	08/06/20 08:09	RBR	TAL SL
Total/NA	Analysis	9315		1	481104	08/30/20 15:02	JLC	TAL SL
Total/NA	Prep	PrecSep_0			478657	08/06/20 08:54	RBR	TAL SL
Total/NA	Analysis	9320		1	480669	08/24/20 12:45	SCB	TAL SL
Total/NA	Analysis	Ra226_Ra228		1	482407	09/14/20 11:02	CAH	TAL SL

Client Sample ID: BA 13727 MW-17V

Lab Sample ID: 400-191643-18

Date Collected: 07/23/20 11:17

Matrix: Water

Date Received: 08/03/20 13:10

Prep Type	Batch Type	Batch Method	Run	Dilution Factor	Batch Number	Prepared or Analyzed	Analyst	Lab
Total/NA	Prep	PrecSep-21			478643	08/06/20 08:09	RBR	TAL SL
Total/NA	Analysis	9315		1	481104	08/30/20 15:02	JLC	TAL SL
Total/NA	Prep	PrecSep_0			478657	08/06/20 08:54	RBR	TAL SL
Total/NA	Analysis	9320		1	480669	08/24/20 12:45	SCB	TAL SL
Total/NA	Analysis	Ra226_Ra228		1	482407	09/14/20 11:02	CAH	TAL SL

Client Sample ID: BA 13728 MW-26

Lab Sample ID: 400-191643-19

Date Collected: 07/22/20 09:45

Matrix: Water

Date Received: 08/03/20 13:10

Prep Type	Batch Type	Batch Method	Run	Dilution Factor	Batch Number	Prepared or Analyzed	Analyst	Lab
Total/NA	Prep	PrecSep-21			478643	08/06/20 08:09	RBR	TAL SL
Total/NA	Analysis	9315		1	481104	08/30/20 15:03	JLC	TAL SL
Total/NA	Prep	PrecSep_0			478657	08/06/20 08:54	RBR	TAL SL
Total/NA	Analysis	9320		1	480670	08/24/20 12:49	CMM	TAL SL
Total/NA	Analysis	Ra226_Ra228		1	482407	09/14/20 11:02	CAH	TAL SL

Client Sample ID: BA 13729 MW-10

Lab Sample ID: 400-191643-20

Date Collected: 07/22/20 12:40

Matrix: Water

Date Received: 08/03/20 13:10

Prep Type	Batch Type	Batch Method	Run	Dilution Factor	Batch Number	Prepared or Analyzed	Analyst	Lab
Total/NA	Prep	PrecSep-21			478643	08/06/20 08:09	RBR	TAL SL
Total/NA	Analysis	9315		1	481104	08/30/20 15:03	JLC	TAL SL
Total/NA	Prep	PrecSep_0			478657	08/06/20 08:54	RBR	TAL SL
Total/NA	Analysis	9320		1	480670	08/24/20 12:49	CMM	TAL SL
Total/NA	Analysis	Ra226_Ra228		1	482407	09/14/20 11:02	CAH	TAL SL

Lab Chronicle

Client: Alabama Power General Test Laboratory
Project/Site: CCR Plant Gaston

Job ID: 400-191643-1
SDG: Gaston Ash Pond 1287

Client Sample ID: BA 13730 MW-11
Date Collected: 07/22/20 14:55
Date Received: 08/03/20 13:10

Lab Sample ID: 400-191643-21
Matrix: Water

Prep Type	Batch Type	Batch Method	Run	Dilution Factor	Batch Number	Prepared or Analyzed	Analyst	Lab
Total/NA	Prep	PrecSep-21			478643	08/06/20 08:09	RBR	TAL SL
Total/NA	Analysis	9315		1	481104	08/30/20 15:03	JLC	TAL SL
Total/NA	Prep	PrecSep_0			478657	08/06/20 08:54	RBR	TAL SL
Total/NA	Analysis	9320		1	480670	08/24/20 12:49	CMM	TAL SL
Total/NA	Analysis	Ra226_Ra228		1	482407	09/14/20 11:02	CAH	TAL SL

Client Sample ID: BA 13731 MW-14
Date Collected: 07/23/20 09:40
Date Received: 08/03/20 13:10

Lab Sample ID: 400-191643-22
Matrix: Water

Prep Type	Batch Type	Batch Method	Run	Dilution Factor	Batch Number	Prepared or Analyzed	Analyst	Lab
Total/NA	Prep	PrecSep-21			478643	08/06/20 08:09	RBR	TAL SL
Total/NA	Analysis	9315		1	481104	08/30/20 15:03	JLC	TAL SL
Total/NA	Prep	PrecSep_0			478657	08/06/20 08:54	RBR	TAL SL
Total/NA	Analysis	9320		1	480670	08/24/20 12:49	CMM	TAL SL
Total/NA	Analysis	Ra226_Ra228		1	482407	09/14/20 11:02	CAH	TAL SL

Client Sample ID: BA 13732 MW-30H
Date Collected: 07/23/20 11:30
Date Received: 08/03/20 13:10

Lab Sample ID: 400-191643-23
Matrix: Water

Prep Type	Batch Type	Batch Method	Run	Dilution Factor	Batch Number	Prepared or Analyzed	Analyst	Lab
Total/NA	Prep	PrecSep-21			478643	08/06/20 08:09	RBR	TAL SL
Total/NA	Analysis	9315		1	481105	08/30/20 17:24	SCB	TAL SL
Total/NA	Prep	PrecSep_0			478657	08/06/20 08:54	RBR	TAL SL
Total/NA	Analysis	9320		1	480670	08/24/20 12:49	CMM	TAL SL
Total/NA	Analysis	Ra226_Ra228		1	482407	09/14/20 11:02	CAH	TAL SL

Client Sample ID: BA 13733 FB-2
Date Collected: 07/23/20 12:05
Date Received: 08/03/20 13:10

Lab Sample ID: 400-191643-24
Matrix: Water

Prep Type	Batch Type	Batch Method	Run	Dilution Factor	Batch Number	Prepared or Analyzed	Analyst	Lab
Total/NA	Prep	PrecSep-21			478643	08/06/20 08:09	RBR	TAL SL
Total/NA	Analysis	9315		1	481340	09/02/20 19:43	SCB	TAL SL
Total/NA	Prep	PrecSep_0			481572	09/03/20 12:55	AVB	TAL SL
Total/NA	Analysis	9320		1	482282	09/11/20 12:45	SCB	TAL SL
Total/NA	Analysis	Ra226_Ra228		1	482407	09/14/20 11:02	CAH	TAL SL

Lab Chronicle

Client: Alabama Power General Test Laboratory
Project/Site: CCR Plant Gaston

Job ID: 400-191643-1
SDG: Gaston Ash Pond 1287

Client Sample ID: BA 13919 MW-4
Date Collected: 07/27/20 10:10
Date Received: 08/03/20 13:10

Lab Sample ID: 400-191643-25
Matrix: Water

Prep Type	Batch Type	Batch Method	Run	Dilution Factor	Batch Number	Prepared or Analyzed	Analyst	Lab
Total/NA	Prep	PrecSep-21			478643	08/06/20 08:09	RBR	TAL SL
Total/NA	Analysis	9315		1	481104	08/30/20 15:04	JLC	TAL SL
Total/NA	Prep	PrecSep_0			481572	09/03/20 12:55	AVB	TAL SL
Total/NA	Analysis	9320		1	482282	09/11/20 12:45	SCB	TAL SL
Total/NA	Analysis	Ra226_Ra228		1	482407	09/14/20 11:02	CAH	TAL SL

Client Sample ID: BA 13920 MW-3
Date Collected: 07/27/20 11:42
Date Received: 08/03/20 13:10

Lab Sample ID: 400-191643-26
Matrix: Water

Prep Type	Batch Type	Batch Method	Run	Dilution Factor	Batch Number	Prepared or Analyzed	Analyst	Lab
Total/NA	Prep	PrecSep-21			478643	08/06/20 08:09	RBR	TAL SL
Total/NA	Analysis	9315		1	481274	09/01/20 14:11	JLW	TAL SL
Total/NA	Prep	PrecSep_0			481572	09/03/20 12:55	AVB	TAL SL
Total/NA	Analysis	9320		1	482282	09/11/20 12:46	SCB	TAL SL
Total/NA	Analysis	Ra226_Ra228		1	482407	09/14/20 11:02	CAH	TAL SL

Client Sample ID: BA 13921 MW-19
Date Collected: 07/27/20 13:37
Date Received: 08/03/20 13:10

Lab Sample ID: 400-191643-27
Matrix: Water

Prep Type	Batch Type	Batch Method	Run	Dilution Factor	Batch Number	Prepared or Analyzed	Analyst	Lab
Total/NA	Prep	PrecSep-21			478643	08/06/20 08:09	RBR	TAL SL
Total/NA	Analysis	9315		1	481102	08/30/20 17:24	SCB	TAL SL
Total/NA	Prep	PrecSep_0			481572	09/03/20 12:55	AVB	TAL SL
Total/NA	Analysis	9320		1	482282	09/11/20 12:46	SCB	TAL SL
Total/NA	Analysis	Ra226_Ra228		1	482407	09/14/20 11:02	CAH	TAL SL

Client Sample ID: BA 13922 MW-31VR
Date Collected: 07/27/20 15:23
Date Received: 08/03/20 13:10

Lab Sample ID: 400-191643-28
Matrix: Water

Prep Type	Batch Type	Batch Method	Run	Dilution Factor	Batch Number	Prepared or Analyzed	Analyst	Lab
Total/NA	Prep	PrecSep-21			478643	08/06/20 08:09	RBR	TAL SL
Total/NA	Analysis	9315		1	481102	08/30/20 17:24	SCB	TAL SL
Total/NA	Prep	PrecSep_0			481572	09/03/20 12:55	AVB	TAL SL
Total/NA	Analysis	9320		1	482282	09/11/20 12:46	SCB	TAL SL
Total/NA	Analysis	Ra226_Ra228		1	482407	09/14/20 11:02	CAH	TAL SL

Client Sample ID: BA 13923 MW-15R
Date Collected: 07/28/20 09:07
Date Received: 08/03/20 13:10

Lab Sample ID: 400-191643-29
Matrix: Water

Prep Type	Batch Type	Batch Method	Run	Dilution Factor	Batch Number	Prepared or Analyzed	Analyst	Lab
Total/NA	Prep	PrecSep-21			478660	08/06/20 09:02	RBR	TAL SL
Total/NA	Analysis	9315		1	481102	08/30/20 19:08	SCB	TAL SL
Total/NA	Prep	PrecSep_0			480890	08/27/20 12:17	AVB	TAL SL
Total/NA	Analysis	9320		1	481477	09/03/20 11:47	CMM	TAL SL
Total/NA	Analysis	Ra226_Ra228		1	482978	09/18/20 18:21	CMM	TAL SL

Client Sample ID: BA 13924 FB-4
Date Collected: 07/28/20 09:50
Date Received: 08/03/20 13:10

Lab Sample ID: 400-191643-30
Matrix: Water

Prep Type	Batch Type	Batch Method	Run	Dilution Factor	Batch Number	Prepared or Analyzed	Analyst	Lab
Total/NA	Prep	PrecSep-21			478660	08/06/20 09:02	RBR	TAL SL
Total/NA	Analysis	9315		1	481102	08/30/20 19:08	SCB	TAL SL
Total/NA	Prep	PrecSep_0			480890	08/27/20 12:17	AVB	TAL SL
Total/NA	Analysis	9320		1	481477	09/03/20 11:47	CMM	TAL SL
Total/NA	Analysis	Ra226_Ra228		1	482978	09/18/20 18:21	CMM	TAL SL

Client Sample ID: BA 13925 MW-16V
Date Collected: 07/28/20 10:55
Date Received: 08/03/20 13:10

Lab Sample ID: 400-191643-31
Matrix: Water

Prep Type	Batch Type	Batch Method	Run	Dilution Factor	Batch Number	Prepared or Analyzed	Analyst	Lab
Total/NA	Prep	PrecSep-21			478660	08/06/20 09:02	RBR	TAL SL
Total/NA	Analysis	9315		1	481104	08/30/20 19:19	JLC	TAL SL
Total/NA	Prep	PrecSep_0			480890	08/27/20 12:17	AVB	TAL SL
Total/NA	Analysis	9320		1	481477	09/03/20 11:47	CMM	TAL SL
Total/NA	Analysis	Ra226_Ra228		1	482978	09/18/20 18:21	CMM	TAL SL

Client Sample ID: BA 13926 MW-16
Date Collected: 07/28/20 11:59
Date Received: 08/03/20 13:10

Lab Sample ID: 400-191643-32
Matrix: Water

Prep Type	Batch Type	Batch Method	Run	Dilution Factor	Batch Number	Prepared or Analyzed	Analyst	Lab
Total/NA	Prep	PrecSep-21			478660	08/06/20 09:02	RBR	TAL SL
Total/NA	Analysis	9315		1	481341	09/02/20 08:02	SCB	TAL SL
Total/NA	Prep	PrecSep_0			480890	08/27/20 12:17	AVB	TAL SL
Total/NA	Analysis	9320		1	481477	09/03/20 11:47	CMM	TAL SL
Total/NA	Analysis	Ra226_Ra228		1	482407	09/14/20 11:02	CAH	TAL SL

Lab Chronicle

Client: Alabama Power General Test Laboratory
Project/Site: CCR Plant Gaston

Job ID: 400-191643-1
SDG: Gaston Ash Pond 1287

Client Sample ID: BA 14035 MW-28H
Date Collected: 07/29/20 08:52
Date Received: 08/03/20 13:10

Lab Sample ID: 400-191643-33
Matrix: Water

Prep Type	Batch Type	Batch Method	Run	Dilution Factor	Batch Number	Prepared or Analyzed	Analyst	Lab
Total/NA	Prep	PrecSep-21			478660	08/06/20 09:02	RBR	TAL SL
Total/NA	Analysis	9315		1	481341	09/02/20 08:02	SCB	TAL SL
Total/NA	Prep	PrecSep_0			480890	08/27/20 12:17	AVB	TAL SL
Total/NA	Analysis	9320		1	481477	09/03/20 11:47	CMM	TAL SL
Total/NA	Analysis	Ra226_Ra228		1	482407	09/14/20 11:02	CAH	TAL SL

Client Sample ID: BA 14036 MW-29H
Date Collected: 07/29/20 10:27
Date Received: 08/03/20 13:10

Lab Sample ID: 400-191643-34
Matrix: Water

Prep Type	Batch Type	Batch Method	Run	Dilution Factor	Batch Number	Prepared or Analyzed	Analyst	Lab
Total/NA	Prep	PrecSep-21			478660	08/06/20 09:02	RBR	TAL SL
Total/NA	Analysis	9315		1	481104	08/30/20 19:20	JLC	TAL SL
Total/NA	Prep	PrecSep_0			480890	08/27/20 12:17	AVB	TAL SL
Total/NA	Analysis	9320		1	481477	09/03/20 11:47	CMM	TAL SL
Total/NA	Analysis	Ra226_Ra228		1	482407	09/14/20 11:02	CAH	TAL SL

Client Sample ID: BA 14037 MW-17
Date Collected: 07/29/20 11:57
Date Received: 08/03/20 13:10

Lab Sample ID: 400-191643-35
Matrix: Water

Prep Type	Batch Type	Batch Method	Run	Dilution Factor	Batch Number	Prepared or Analyzed	Analyst	Lab
Total/NA	Prep	PrecSep-21			478660	08/06/20 09:02	RBR	TAL SL
Total/NA	Analysis	9315		1	481104	08/30/20 19:21	JLC	TAL SL
Total/NA	Prep	PrecSep_0			480890	08/27/20 12:17	AVB	TAL SL
Total/NA	Analysis	9320		1	481477	09/03/20 11:47	CMM	TAL SL
Total/NA	Analysis	Ra226_Ra228		1	482407	09/14/20 11:02	CAH	TAL SL

Client Sample ID: BA 14038 MW-13
Date Collected: 07/27/20 10:55
Date Received: 08/03/20 13:10

Lab Sample ID: 400-191643-36
Matrix: Water

Prep Type	Batch Type	Batch Method	Run	Dilution Factor	Batch Number	Prepared or Analyzed	Analyst	Lab
Total/NA	Prep	PrecSep-21			478660	08/06/20 09:02	RBR	TAL SL
Total/NA	Analysis	9315		1	481104	08/30/20 19:21	JLC	TAL SL
Total/NA	Prep	PrecSep_0			478664	08/06/20 09:29	RBR	TAL SL
Total/NA	Analysis	9320		1	480278	08/21/20 12:07	JLC	TAL SL
Total/NA	Analysis	Ra226_Ra228		1	482407	09/14/20 11:02	CAH	TAL SL

Client Sample ID: BA 14039 MW-12

Lab Sample ID: 400-191643-37

Date Collected: 07/27/20 14:10

Matrix: Water

Date Received: 08/03/20 13:10

Prep Type	Batch Type	Batch Method	Run	Dilution Factor	Batch Number	Prepared or Analyzed	Analyst	Lab
Total/NA	Prep	PrecSep-21			478660	08/06/20 09:02	RBR	TAL SL
Total/NA	Analysis	9315		1	481104	08/30/20 19:22	JLC	TAL SL
Total/NA	Prep	PrecSep_0			480890	08/27/20 12:17	AVB	TAL SL
Total/NA	Analysis	9320		1	481477	09/03/20 11:48	CMM	TAL SL
Total/NA	Analysis	Ra226_Ra228		1	482407	09/14/20 11:02	CAH	TAL SL

Client Sample ID: BA 14040 MW-7

Lab Sample ID: 400-191643-38

Date Collected: 07/28/20 09:25

Matrix: Water

Date Received: 08/03/20 13:10

Prep Type	Batch Type	Batch Method	Run	Dilution Factor	Batch Number	Prepared or Analyzed	Analyst	Lab
Total/NA	Prep	PrecSep-21			478660	08/06/20 09:02	RBR	TAL SL
Total/NA	Analysis	9315		1	481274	09/01/20 12:24	JLW	TAL SL
Total/NA	Prep	PrecSep_0			480890	08/27/20 12:17	AVB	TAL SL
Total/NA	Analysis	9320		1	481477	09/03/20 11:48	CMM	TAL SL
Total/NA	Analysis	Ra226_Ra228		1	482407	09/14/20 11:02	CAH	TAL SL

Client Sample ID: BA 14041 MW-6

Lab Sample ID: 400-191643-39

Date Collected: 07/28/20 10:30

Matrix: Water

Date Received: 08/03/20 13:10

Prep Type	Batch Type	Batch Method	Run	Dilution Factor	Batch Number	Prepared or Analyzed	Analyst	Lab
Total/NA	Prep	PrecSep-21			478660	08/06/20 09:02	RBR	TAL SL
Total/NA	Analysis	9315		1	481104	08/30/20 21:03	JLC	TAL SL
Total/NA	Prep	PrecSep_0			478664	08/06/20 09:29	RBR	TAL SL
Total/NA	Analysis	9320		1	480278	08/21/20 12:07	JLC	TAL SL
Total/NA	Analysis	Ra226_Ra228		1	482407	09/14/20 11:02	CAH	TAL SL

Client Sample ID: BA 14042 MW-21

Lab Sample ID: 400-191643-40

Date Collected: 07/28/20 11:25

Matrix: Water

Date Received: 08/03/20 13:10

Prep Type	Batch Type	Batch Method	Run	Dilution Factor	Batch Number	Prepared or Analyzed	Analyst	Lab
Total/NA	Prep	PrecSep-21			478660	08/06/20 09:02	RBR	TAL SL
Total/NA	Analysis	9315		1	481104	08/30/20 21:04	JLC	TAL SL
Total/NA	Prep	PrecSep_0			478664	08/06/20 09:29	RBR	TAL SL
Total/NA	Analysis	9320		1	480278	08/21/20 12:08	JLC	TAL SL
Total/NA	Analysis	Ra226_Ra228		1	482407	09/14/20 11:02	CAH	TAL SL

Client Sample ID: BA 14043 MW-21 DUP
Date Collected: 07/28/20 11:25
Date Received: 08/03/20 13:10

Lab Sample ID: 400-191643-41
Matrix: Water

Prep Type	Batch Type	Batch Method	Run	Dilution Factor	Batch Number	Prepared or Analyzed	Analyst	Lab
Total/NA	Prep	PrecSep-21			478660	08/06/20 09:02	RBR	TAL SL
Total/NA	Analysis	9315		1	481104	08/30/20 21:04	JLC	TAL SL
Total/NA	Prep	PrecSep_0			478664	08/06/20 09:29	RBR	TAL SL
Total/NA	Analysis	9320		1	480278	08/21/20 12:08	JLC	TAL SL
Total/NA	Analysis	Ra226_Ra228		1	482407	09/14/20 11:02	CAH	TAL SL

Client Sample ID: BA 14044 MW-22
Date Collected: 07/28/20 12:25
Date Received: 08/03/20 13:10

Lab Sample ID: 400-191643-42
Matrix: Water

Prep Type	Batch Type	Batch Method	Run	Dilution Factor	Batch Number	Prepared or Analyzed	Analyst	Lab
Total/NA	Prep	PrecSep-21			478660	08/06/20 09:02	RBR	TAL SL
Total/NA	Analysis	9315		1	481104	08/30/20 21:04	JLC	TAL SL
Total/NA	Prep	PrecSep_0			478664	08/06/20 09:29	RBR	TAL SL
Total/NA	Analysis	9320		1	480278	08/21/20 12:08	JLC	TAL SL
Total/NA	Analysis	Ra226_Ra228		1	482407	09/14/20 11:02	CAH	TAL SL

Client Sample ID: BA 14045 MW-22 DUP
Date Collected: 07/28/20 12:25
Date Received: 08/03/20 13:10

Lab Sample ID: 400-191643-43
Matrix: Water

Prep Type	Batch Type	Batch Method	Run	Dilution Factor	Batch Number	Prepared or Analyzed	Analyst	Lab
Total/NA	Prep	PrecSep-21			478660	08/06/20 09:02	RBR	TAL SL
Total/NA	Analysis	9315		1	481274	09/01/20 12:24	JLW	TAL SL
Total/NA	Prep	PrecSep_0			480890	08/27/20 12:17	AVB	TAL SL
Total/NA	Analysis	9320		1	481477	09/03/20 11:48	CMM	TAL SL
Total/NA	Analysis	Ra226_Ra228		1	482407	09/14/20 11:02	CAH	TAL SL

Client Sample ID: BA 14046 MW-5
Date Collected: 07/28/20 13:40
Date Received: 08/03/20 13:10

Lab Sample ID: 400-191643-44
Matrix: Water

Prep Type	Batch Type	Batch Method	Run	Dilution Factor	Batch Number	Prepared or Analyzed	Analyst	Lab
Total/NA	Prep	PrecSep-21			478660	08/06/20 09:02	RBR	TAL SL
Total/NA	Analysis	9315		1	481274	09/01/20 12:24	JLW	TAL SL
Total/NA	Prep	PrecSep_0			480890	08/27/20 12:17	AVB	TAL SL
Total/NA	Analysis	9320		1	481477	09/03/20 11:48	CMM	TAL SL
Total/NA	Analysis	Ra226_Ra228		1	482407	09/14/20 11:02	CAH	TAL SL

Client Sample ID: BA 14047 MW-9

Lab Sample ID: 400-191643-45

Date Collected: 07/29/20 09:50

Matrix: Water

Date Received: 08/03/20 13:10

Prep Type	Batch Type	Batch Method	Run	Dilution Factor	Batch Number	Prepared or Analyzed	Analyst	Lab
Total/NA	Prep	PrecSep-21			478660	08/06/20 09:02	RBR	TAL SL
Total/NA	Analysis	9315		1	481318	09/01/20 12:24	SCB	TAL SL
Total/NA	Prep	PrecSep_0			478664	08/06/20 09:29	RBR	TAL SL
Total/NA	Analysis	9320		1	480278	08/21/20 12:08	JLC	TAL SL
Total/NA	Analysis	Ra226_Ra228		1	482407	09/14/20 11:02	CAH	TAL SL

Client Sample ID: BA 14048 FB-3

Lab Sample ID: 400-191643-46

Date Collected: 07/29/20 10:55

Matrix: Water

Date Received: 08/03/20 13:10

Prep Type	Batch Type	Batch Method	Run	Dilution Factor	Batch Number	Prepared or Analyzed	Analyst	Lab
Total/NA	Prep	PrecSep-21			478660	08/06/20 09:02	RBR	TAL SL
Total/NA	Analysis	9315		1	481104	08/30/20 21:05	JLC	TAL SL
Total/NA	Prep	PrecSep_0			478664	08/06/20 09:29	RBR	TAL SL
Total/NA	Analysis	9320		1	480278	08/21/20 12:08	JLC	TAL SL
Total/NA	Analysis	Ra226_Ra228		1	482407	09/14/20 11:02	CAH	TAL SL

Client Sample ID: BA 14049 EB-1

Lab Sample ID: 400-191643-47

Date Collected: 07/29/20 11:05

Matrix: Water

Date Received: 08/03/20 13:10

Prep Type	Batch Type	Batch Method	Run	Dilution Factor	Batch Number	Prepared or Analyzed	Analyst	Lab
Total/NA	Prep	PrecSep-21			478660	08/06/20 09:02	RBR	TAL SL
Total/NA	Analysis	9315		1	481104	08/30/20 21:06	JLC	TAL SL
Total/NA	Prep	PrecSep_0			480890	08/27/20 12:17	AVB	TAL SL
Total/NA	Analysis	9320		1	481477	09/03/20 11:48	CMM	TAL SL
Total/NA	Analysis	Ra226_Ra228		1	482407	09/14/20 11:02	CAH	TAL SL

Client Sample ID: BA 14050 MW-8

Lab Sample ID: 400-191643-48

Date Collected: 07/29/20 11:25

Matrix: Water

Date Received: 08/03/20 13:10

Prep Type	Batch Type	Batch Method	Run	Dilution Factor	Batch Number	Prepared or Analyzed	Analyst	Lab
Total/NA	Prep	PrecSep-21			478660	08/06/20 09:02	RBR	TAL SL
Total/NA	Analysis	9315		1	481104	08/30/20 21:06	JLC	TAL SL
Total/NA	Prep	PrecSep_0			478664	08/06/20 09:29	RBR	TAL SL
Total/NA	Analysis	9320		1	480278	08/21/20 12:08	JLC	TAL SL
Total/NA	Analysis	Ra226_Ra228		1	482407	09/14/20 11:02	CAH	TAL SL

Laboratory References:

TAL SL = Eurofins TestAmerica, St. Louis, 13715 Rider Trail North, Earth City, MO 63045, TEL (314)298-8566

Rad

Prep Batch: 478597

Lab Sample ID	Client Sample ID	Prep Type	Matrix	Method	Prep Batch
400-191643-1	BA 13437 MW-27	Total/NA	Water	PrecSep-21	
400-191643-2	BA 13438 MW-23D	Total/NA	Water	PrecSep-21	
400-191643-3	BA 13439 MW-23S	Total/NA	Water	PrecSep-21	
400-191643-4	BA 13440 MW-37V	Total/NA	Water	PrecSep-21	
400-191643-5	BA 13441 MW-32V	Total/NA	Water	PrecSep-21	
400-191643-6	BA 13442 FB-1	Total/NA	Water	PrecSep-21	
400-191643-7	BA 13443 MW-36V	Total/NA	Water	PrecSep-21	
400-191643-8	BA 13444 MW-34V	Total/NA	Water	PrecSep-21	
400-191643-9	BA 13445 MW-35V	Total/NA	Water	PrecSep-21	
400-191643-10	BA 13446 MW-33V	Total/NA	Water	PrecSep-21	
400-191643-11	BA 13720 MW-20V	Total/NA	Water	PrecSep-21	
MB 160-478597/24-A	Method Blank	Total/NA	Water	PrecSep-21	
LCS 160-478597/1-A	Lab Control Sample	Total/NA	Water	PrecSep-21	
400-191643-1 MS	BA 13437 MW-27	Total/NA	Water	PrecSep-21	
400-191643-1 MSD	BA 13437 MW-27	Total/NA	Water	PrecSep-21	

Prep Batch: 478599

Lab Sample ID	Client Sample ID	Prep Type	Matrix	Method	Prep Batch
400-191643-1	BA 13437 MW-27	Total/NA	Water	PrecSep_0	
400-191643-2	BA 13438 MW-23D	Total/NA	Water	PrecSep_0	
400-191643-3	BA 13439 MW-23S	Total/NA	Water	PrecSep_0	
400-191643-4	BA 13440 MW-37V	Total/NA	Water	PrecSep_0	
400-191643-5	BA 13441 MW-32V	Total/NA	Water	PrecSep_0	
400-191643-6	BA 13442 FB-1	Total/NA	Water	PrecSep_0	
400-191643-7	BA 13443 MW-36V	Total/NA	Water	PrecSep_0	
400-191643-8	BA 13444 MW-34V	Total/NA	Water	PrecSep_0	
400-191643-9	BA 13445 MW-35V	Total/NA	Water	PrecSep_0	
400-191643-10	BA 13446 MW-33V	Total/NA	Water	PrecSep_0	
400-191643-11	BA 13720 MW-20V	Total/NA	Water	PrecSep_0	
MB 160-478599/24-A	Method Blank	Total/NA	Water	PrecSep_0	
LCS 160-478599/1-A	Lab Control Sample	Total/NA	Water	PrecSep_0	
400-191643-1 MS	BA 13437 MW-27	Total/NA	Water	PrecSep_0	
400-191643-1 MSD	BA 13437 MW-27	Total/NA	Water	PrecSep_0	

Prep Batch: 478643

Lab Sample ID	Client Sample ID	Prep Type	Matrix	Method	Prep Batch
400-191643-12	BA 13721 MW-20SV	Total/NA	Water	PrecSep-21	
400-191643-13	BA 13722 MW-20SV DUP	Total/NA	Water	PrecSep-21	
400-191643-14	BA 13723 MW-20	Total/NA	Water	PrecSep-21	
400-191643-15	BA 13724 MW-18	Total/NA	Water	PrecSep-21	
400-191643-16	BA 13725 MW-17SV	Total/NA	Water	PrecSep-21	
400-191643-17	BA 13726 MW-17SV DUP	Total/NA	Water	PrecSep-21	
400-191643-18	BA 13727 MW-17V	Total/NA	Water	PrecSep-21	
400-191643-19	BA 13728 MW-26	Total/NA	Water	PrecSep-21	
400-191643-20	BA 13729 MW-10	Total/NA	Water	PrecSep-21	
400-191643-21	BA 13730 MW-11	Total/NA	Water	PrecSep-21	
400-191643-22	BA 13731 MW-14	Total/NA	Water	PrecSep-21	
400-191643-23	BA 13732 MW-30H	Total/NA	Water	PrecSep-21	
400-191643-24	BA 13733 FB-2	Total/NA	Water	PrecSep-21	
400-191643-25	BA 13919 MW-4	Total/NA	Water	PrecSep-21	
400-191643-26	BA 13920 MW-3	Total/NA	Water	PrecSep-21	

Rad (Continued)

Prep Batch: 478643 (Continued)

Lab Sample ID	Client Sample ID	Prep Type	Matrix	Method	Prep Batch
400-191643-27	BA 13921 MW-19	Total/NA	Water	PrecSep-21	
400-191643-28	BA 13922 MW-31VR	Total/NA	Water	PrecSep-21	
MB 160-478643/23-A	Method Blank	Total/NA	Water	PrecSep-21	
LCS 160-478643/1-A	Lab Control Sample	Total/NA	Water	PrecSep-21	
400-191643-15 MS	BA 13724 MW-18	Total/NA	Water	PrecSep-21	
400-191643-15 MSD	BA 13724 MW-18	Total/NA	Water	PrecSep-21	
400-191643-25 MS	BA 13919 MW-4	Total/NA	Water	PrecSep-21	
400-191643-25 MSD	BA 13919 MW-4	Total/NA	Water	PrecSep-21	

Prep Batch: 478657

Lab Sample ID	Client Sample ID	Prep Type	Matrix	Method	Prep Batch
400-191643-17	BA 13726 MW-17SV DUP	Total/NA	Water	PrecSep_0	
400-191643-18	BA 13727 MW-17V	Total/NA	Water	PrecSep_0	
400-191643-19	BA 13728 MW-26	Total/NA	Water	PrecSep_0	
400-191643-20	BA 13729 MW-10	Total/NA	Water	PrecSep_0	
400-191643-21	BA 13730 MW-11	Total/NA	Water	PrecSep_0	
400-191643-22	BA 13731 MW-14	Total/NA	Water	PrecSep_0	
400-191643-23	BA 13732 MW-30H	Total/NA	Water	PrecSep_0	

Prep Batch: 478660

Lab Sample ID	Client Sample ID	Prep Type	Matrix	Method	Prep Batch
400-191643-29	BA 13923 MW-15R	Total/NA	Water	PrecSep-21	
400-191643-30	BA 13924 FB-4	Total/NA	Water	PrecSep-21	
400-191643-31	BA 13925 MW-16V	Total/NA	Water	PrecSep-21	
400-191643-32	BA 13926 MW-16	Total/NA	Water	PrecSep-21	
400-191643-33	BA 14035 MW-28H	Total/NA	Water	PrecSep-21	
400-191643-34	BA 14036 MW-29H	Total/NA	Water	PrecSep-21	
400-191643-35	BA 14037 MW-17	Total/NA	Water	PrecSep-21	
400-191643-36	BA 14038 MW-13	Total/NA	Water	PrecSep-21	
400-191643-37	BA 14039 MW-12	Total/NA	Water	PrecSep-21	
400-191643-38	BA 14040 MW-7	Total/NA	Water	PrecSep-21	
400-191643-39	BA 14041 MW-6	Total/NA	Water	PrecSep-21	
400-191643-40	BA 14042 MW-21	Total/NA	Water	PrecSep-21	
400-191643-41	BA 14043 MW-21 DUP	Total/NA	Water	PrecSep-21	
400-191643-42	BA 14044 MW-22	Total/NA	Water	PrecSep-21	
400-191643-43	BA 14045 MW-22 DUP	Total/NA	Water	PrecSep-21	
400-191643-44	BA 14046 MW-5	Total/NA	Water	PrecSep-21	
400-191643-45	BA 14047 MW-9	Total/NA	Water	PrecSep-21	
400-191643-46	BA 14048 FB-3	Total/NA	Water	PrecSep-21	
400-191643-47	BA 14049 EB-1	Total/NA	Water	PrecSep-21	
400-191643-48	BA 14050 MW-8	Total/NA	Water	PrecSep-21	
MB 160-478660/23-A	Method Blank	Total/NA	Water	PrecSep-21	
LCS 160-478660/1-A	Lab Control Sample	Total/NA	Water	PrecSep-21	
LCSD 160-478660/2-A	Lab Control Sample Dup	Total/NA	Water	PrecSep-21	

Prep Batch: 478664

Lab Sample ID	Client Sample ID	Prep Type	Matrix	Method	Prep Batch
400-191643-36	BA 14038 MW-13	Total/NA	Water	PrecSep_0	
400-191643-39	BA 14041 MW-6	Total/NA	Water	PrecSep_0	
400-191643-40	BA 14042 MW-21	Total/NA	Water	PrecSep_0	
400-191643-41	BA 14043 MW-21 DUP	Total/NA	Water	PrecSep_0	

Rad (Continued)

Prep Batch: 478664 (Continued)

Lab Sample ID	Client Sample ID	Prep Type	Matrix	Method	Prep Batch
400-191643-42	BA 14044 MW-22	Total/NA	Water	PrecSep_0	
400-191643-45	BA 14047 MW-9	Total/NA	Water	PrecSep_0	
400-191643-46	BA 14048 FB-3	Total/NA	Water	PrecSep_0	
400-191643-48	BA 14050 MW-8	Total/NA	Water	PrecSep_0	
MB 160-478664/23-A	Method Blank	Total/NA	Water	PrecSep_0	
LCS 160-478664/1-A	Lab Control Sample	Total/NA	Water	PrecSep_0	
LCSD 160-478664/2-A	Lab Control Sample Dup	Total/NA	Water	PrecSep_0	

Prep Batch: 480890

Lab Sample ID	Client Sample ID	Prep Type	Matrix	Method	Prep Batch
400-191643-29	BA 13923 MW-15R	Total/NA	Water	PrecSep_0	
400-191643-30	BA 13924 FB-4	Total/NA	Water	PrecSep_0	
400-191643-31	BA 13925 MW-16V	Total/NA	Water	PrecSep_0	
400-191643-32	BA 13926 MW-16	Total/NA	Water	PrecSep_0	
400-191643-33	BA 14035 MW-28H	Total/NA	Water	PrecSep_0	
400-191643-34	BA 14036 MW-29H	Total/NA	Water	PrecSep_0	
400-191643-35	BA 14037 MW-17	Total/NA	Water	PrecSep_0	
400-191643-37	BA 14039 MW-12	Total/NA	Water	PrecSep_0	
400-191643-38	BA 14040 MW-7	Total/NA	Water	PrecSep_0	
400-191643-43	BA 14045 MW-22 DUP	Total/NA	Water	PrecSep_0	
400-191643-44	BA 14046 MW-5	Total/NA	Water	PrecSep_0	
400-191643-47	BA 14049 EB-1	Total/NA	Water	PrecSep_0	
MB 160-480890/16-A	Method Blank	Total/NA	Water	PrecSep_0	
LCS 160-480890/1-A	Lab Control Sample	Total/NA	Water	PrecSep_0	
LCSD 160-480890/2-A	Lab Control Sample Dup	Total/NA	Water	PrecSep_0	

Prep Batch: 481572

Lab Sample ID	Client Sample ID	Prep Type	Matrix	Method	Prep Batch
400-191643-12	BA 13721 MW-20SV	Total/NA	Water	PrecSep_0	
400-191643-13	BA 13722 MW-20SV DUP	Total/NA	Water	PrecSep_0	
400-191643-14	BA 13723 MW-20	Total/NA	Water	PrecSep_0	
400-191643-15	BA 13724 MW-18	Total/NA	Water	PrecSep_0	
400-191643-16	BA 13725 MW-17SV	Total/NA	Water	PrecSep_0	
400-191643-24	BA 13733 FB-2	Total/NA	Water	PrecSep_0	
400-191643-25	BA 13919 MW-4	Total/NA	Water	PrecSep_0	
400-191643-26	BA 13920 MW-3	Total/NA	Water	PrecSep_0	
400-191643-27	BA 13921 MW-19	Total/NA	Water	PrecSep_0	
400-191643-28	BA 13922 MW-31VR	Total/NA	Water	PrecSep_0	
MB 160-481572/23-A	Method Blank	Total/NA	Water	PrecSep_0	
LCS 160-481572/1-A	Lab Control Sample	Total/NA	Water	PrecSep_0	
400-191643-15 MS	BA 13724 MW-18	Total/NA	Water	PrecSep_0	
400-191643-15 MSD	BA 13724 MW-18	Total/NA	Water	PrecSep_0	
400-191643-25 MS	BA 13919 MW-4	Total/NA	Water	PrecSep_0	
400-191643-25 MSD	BA 13919 MW-4	Total/NA	Water	PrecSep_0	

Method: 9315 - Radium-226 (GFPC)

Lab Sample ID: MB 160-478597/24-A
Matrix: Water
Analysis Batch: 481079

Client Sample ID: Method Blank
Prep Type: Total/NA
Prep Batch: 478597

Analyte	MB Result	MB Qualifier	Count Uncert. (2σ+/-)	Total Uncert. (2σ+/-)	RL	MDC	Unit	Prepared	Analyzed	Dil Fac
Radium-226	0.0000	U	0.0962	0.0962	1.00	0.188	pCi/L	08/05/20 09:45	08/28/20 07:29	1

Carrier	*MB %Yield*	*MB Qualifier*	*Limits*	*Prepared*	*Analyzed*	*Dil Fac*
Ba Carrier	*96.7*		*40 - 110*	*08/05/20 09:45*	*08/28/20 07:29*	*1*

Lab Sample ID: LCS 160-478597/1-A
Matrix: Water
Analysis Batch: 480862

Client Sample ID: Lab Control Sample
Prep Type: Total/NA
Prep Batch: 478597

Analyte			Spike Added	LCS Result	LCS Qual	Total Uncert. (2σ+/-)	RL	MDC	Unit	%Rec	%Rec. Limits		
Radium-226			15.1	14.13		1.49	1.00	0.196	pCi/L	93	75 - 125		

Carrier	*LCS %Yield*	*LCS Qualifier*	*Limits*
Ba Carrier	*95.8*		*40 - 110*

Lab Sample ID: 400-191643-1 MS
Matrix: Water
Analysis Batch: 480862

Client Sample ID: BA 13437 MW-27
Prep Type: Total/NA
Prep Batch: 478597

Analyte	Sample Result	Sample Qual	Spike Added	MS Result	MS Qual	Total Uncert. (2σ+/-)	RL	MDC	Unit	%Rec	%Rec. Limits		
Radium-226	0.0884	U	15.1	11.89		1.28	1.00	0.191	pCi/L	78	75 - 138		

Carrier	*MS %Yield*	*MS Qualifier*	*Limits*
Ba Carrier	*97.9*		*40 - 110*

Lab Sample ID: 400-191643-1 MSD
Matrix: Water
Analysis Batch: 480862

Client Sample ID: BA 13437 MW-27
Prep Type: Total/NA
Prep Batch: 478597

Analyte	Sample Result	Sample Qual	Spike Added	MSD Result	MSD Qual	Total Uncert. (2σ+/-)	RL	MDC	Unit	%Rec	%Rec. Limits	RER	RER Limit
Radium-226	0.0884	U	15.1	13.64		1.43	1.00	0.148	pCi/L	90	75 - 138	0.65	1

Carrier	*MSD %Yield*	*MSD Qualifier*	*Limits*
Ba Carrier	*92.1*		*40 - 110*

Lab Sample ID: MB 160-478643/23-A
Matrix: Water
Analysis Batch: 481102

Client Sample ID: Method Blank
Prep Type: Total/NA
Prep Batch: 478643

Analyte	MB Result	MB Qualifier	Count Uncert. (2σ+/-)	Total Uncert. (2σ+/-)	RL	MDC	Unit	Prepared	Analyzed	Dil Fac
Radium-226	-0.006003	U	0.0698	0.0698	1.00	0.148	pCi/L	08/06/20 08:09	08/30/20 17:24	1

Method: 9315 - Radium-226 (GFPC) (Continued)

Lab Sample ID: MB 160-478643/23-A
Matrix: Water
Analysis Batch: 481102

Client Sample ID: Method Blank
Prep Type: Total/NA
Prep Batch: 478643

Carrier	MB %Yield	MB Qualifier	Limits	Prepared	Analyzed	Dil Fac
Ba Carrier	97.9		40 - 110	08/06/20 08:09	08/30/20 17:24	1

Lab Sample ID: LCS 160-478643/1-A
Matrix: Water
Analysis Batch: 481079

Client Sample ID: Lab Control Sample
Prep Type: Total/NA
Prep Batch: 478643

Analyte			Spike Added	LCS Result	LCS Qual	Total Uncert. (2σ+/-)	RL	MDC	Unit	%Rec	%Rec. Limits		
Radium-226			15.1	13.49		1.48	1.00	0.240	pCi/L	89	75 - 125		

Carrier	LCS %Yield	LCS Qualifier	Limits
Ba Carrier	89.4		40 - 110

Lab Sample ID: 400-191643-15 MS
Matrix: Water
Analysis Batch: 481102

Client Sample ID: BA 13724 MW-18
Prep Type: Total/NA
Prep Batch: 478643

Analyte	Sample Result	Sample Qual	Spike Added	MS Result	MS Qual	Total Uncert. (2σ+/-)	RL	MDC	Unit	%Rec	%Rec. Limits		
Radium-226	0.641		15.1	14.44		1.53	1.00	0.198	pCi/L	91	75 - 138		

Carrier	MS %Yield	MS Qualifier	Limits
Ba Carrier	94.0		40 - 110

Lab Sample ID: 400-191643-15 MSD
Matrix: Water
Analysis Batch: 481102

Client Sample ID: BA 13724 MW-18
Prep Type: Total/NA
Prep Batch: 478643

Analyte	Sample Result	Sample Qual	Spike Added	MSD Result	MSD Qual	Total Uncert. (2σ+/-)	RL	MDC	Unit	%Rec	%Rec. Limits	RER	RER Limit
Radium-226	0.641		15.1	14.34		1.51	1.00	0.204	pCi/L	91	75 - 138	0.04	1

Carrier	MSD %Yield	MSD Qualifier	Limits
Ba Carrier	96.1		40 - 110

Lab Sample ID: 400-191643-25 MS
Matrix: Water
Analysis Batch: 481274

Client Sample ID: BA 13919 MW-4
Prep Type: Total/NA
Prep Batch: 478643

Analyte	Sample Result	Sample Qual	Spike Added	MS Result	MS Qual	Total Uncert. (2σ+/-)	RL	MDC	Unit	%Rec	%Rec. Limits		
Radium-226	0.147		15.1	13.67		1.43	1.00	0.177	pCi/L	89	75 - 138		

Carrier	MS %Yield	MS Qualifier	Limits
Ba Carrier	96.1		40 - 110

Method: 9315 - Radium-226 (GFPC) (Continued)

Lab Sample ID: 400-191643-25 MSD
Matrix: Water
Analysis Batch: 481274

Client Sample ID: BA 13919 MW-4
Prep Type: Total/NA
Prep Batch: 478643

Analyte	Sample Result	Sample Qual	Spike Added	MSD Result	MSD Qual	Total Uncert. (2σ+/-)	RL	MDC	Unit	%Rec	%Rec. Limits	RER	RER Limit
Radium-226	0.147		15.1	13.88		1.46	1.00	0.194	pCi/L	91	75 - 138	0.07	1

Carrier	*MSD %Yield*	*MSD Qualifier*	*Limits*
Ba Carrier	*91.5*		*40 - 110*

Lab Sample ID: MB 160-478660/23-A
Matrix: Water
Analysis Batch: 481104

Client Sample ID: Method Blank
Prep Type: Total/NA
Prep Batch: 478660

Analyte	MB Result	MB Qualifier	Count Uncert. (2σ+/-)	Total Uncert. (2σ+/-)	RL	MDC	Unit	Prepared	Analyzed	Dil Fac
Radium-226	-0.01358	U	0.0580	0.0580	1.00	0.132	pCi/L	08/06/20 09:06	08/30/20 21:06	1

Carrier	*MB %Yield*	*MB Qualifier*	*Limits*	*Prepared*	*Analyzed*	*Dil Fac*
Ba Carrier	*88.2*		*40 - 110*	*08/06/20 09:06*	*08/30/20 21:06*	*1*

Lab Sample ID: LCS 160-478660/1-A
Matrix: Water
Analysis Batch: 481105

Client Sample ID: Lab Control Sample
Prep Type: Total/NA
Prep Batch: 478660

Analyte			Spike Added	LCS Result	LCS Qual	Total Uncert. (2σ+/-)	RL	MDC	Unit	%Rec	%Rec. Limits		
Radium-226			15.1	14.35		1.49	1.00	0.110	pCi/L	95	75 - 125		

Carrier	*LCS %Yield*	*LCS Qualifier*	*Limits*
Ba Carrier	*91.8*		*40 - 110*

Lab Sample ID: LCSD 160-478660/2-A
Matrix: Water
Analysis Batch: 481102

Client Sample ID: Lab Control Sample Dup
Prep Type: Total/NA
Prep Batch: 478660

Analyte			Spike Added	LCSD Result	LCSD Qual	Total Uncert. (2σ+/-)	RL	MDC	Unit	%Rec	%Rec. Limits	RER	RER Limit
Radium-226			15.1	14.09		1.47	1.00	0.179	pCi/L	93	75 - 125	0.09	1

Carrier	*LCSD %Yield*	*LCSD Qualifier*	*Limits*
Ba Carrier	*87.3*		*40 - 110*

Method: 9320 - Radium-228 (GFPC)

Lab Sample ID: MB 160-478599/24-A
Matrix: Water
Analysis Batch: 480038

Client Sample ID: Method Blank
Prep Type: Total/NA
Prep Batch: 478599

Analyte	MB Result	MB Qualifier	Count Uncert. (2σ+/-)	Total Uncert. (2σ+/-)	RL	MDC	Unit	Prepared	Analyzed	Dil Fac
Radium-228	0.6737		0.340	0.346	1.00	0.497	pCi/L	08/05/20 10:52	08/20/20 13:24	1

Method: 9320 - Radium-228 (GFPC) (Continued)

Carrier	MB %Yield	MB Qualifier	Limits	Prepared	Analyzed	Dil Fac
Ba Carrier	96.7		40 - 110	08/05/20 10:52	08/20/20 13:24	1
Y Carrier	86.4		40 - 110	08/05/20 10:52	08/20/20 13:24	1

Lab Sample ID: LCS 160-478599/1-A
Matrix: Water
Analysis Batch: 479986

Client Sample ID: Lab Control Sample
Prep Type: Total/NA
Prep Batch: 478599

Analyte			Spike Added	LCS Result	LCS Qual	Total Uncert. (2σ+/-)	RL	MDC	Unit	%Rec	%Rec. Limits		
Radium-228			10.5	11.17		1.37	1.00	0.620	pCi/L	106	75 - 125		

Carrier	LCS %Yield	LCS Qualifier	Limits
Ba Carrier	95.8		40 - 110
Y Carrier	77.8		40 - 110

Lab Sample ID: 400-191643-1 MS
Matrix: Water
Analysis Batch: 479986

Client Sample ID: BA 13437 MW-27
Prep Type: Total/NA
Prep Batch: 478599

Analyte	Sample Result	Sample Qual	Spike Added	MS Result	MS Qual	Total Uncert. (2σ+/-)	RL	MDC	Unit	%Rec	%Rec. Limits		
Radium-228	0.399	U	10.5	9.835		1.23	1.00	0.499	pCi/L	90	45 - 150		

Carrier	MS %Yield	MS Qualifier	Limits
Ba Carrier	97.9		40 - 110
Y Carrier	79.6		40 - 110

Lab Sample ID: 400-191643-1 MSD
Matrix: Water
Analysis Batch: 479986

Client Sample ID: BA 13437 MW-27
Prep Type: Total/NA
Prep Batch: 478599

Analyte	Sample Result	Sample Qual	Spike Added	MSD Result	MSD Qual	Total Uncert. (2σ+/-)	RL	MDC	Unit	%Rec	%Rec. Limits	RER	RER Limit
Radium-228	0.399	U	10.5	10.86		1.31	1.00	0.511	pCi/L	100	45 - 150	0.40	1

Carrier	MSD %Yield	MSD Qualifier	Limits
Ba Carrier	92.1		40 - 110
Y Carrier	86.7		40 - 110

Lab Sample ID: MB 160-478664/23-A
Matrix: Water
Analysis Batch: 480278

Client Sample ID: Method Blank
Prep Type: Total/NA
Prep Batch: 478664

Analyte	MB Result	MB Qualifier	Count Uncert. (2σ+/-)	Total Uncert. (2σ+/-)	RL	MDC	Unit	Prepared	Analyzed	Dil Fac
Radium-228	0.7424		0.388	0.394	1.00	0.575	pCi/L	08/06/20 09:29	08/21/20 12:08	1

Carrier	MB %Yield	MB Qualifier	Limits	Prepared	Analyzed	Dil Fac
Ba Carrier	88.2		40 - 110	08/06/20 09:29	08/21/20 12:08	1
Y Carrier	84.5		40 - 110	08/06/20 09:29	08/21/20 12:08	1

Method: 9320 - Radium-228 (GFPC) (Continued)

Lab Sample ID: LCS 160-478664/1-A
Matrix: Water
Analysis Batch: 480255

Client Sample ID: Lab Control Sample
Prep Type: Total/NA
Prep Batch: 478664

Analyte			Spike Added	LCS Result	LCS Qual	Total Uncert. (2σ+/-)	RL	MDC	Unit	%Rec	%Rec. Limits		
Radium-228			10.5	13.54	*	1.61	1.00	0.668	pCi/L	129	75 - 125		

Carrier	*LCS %Yield*	*LCS Qualifier*	*Limits*
Ba Carrier	*91.8*		*40 - 110*
Y Carrier	*83.0*		*40 - 110*

Lab Sample ID: LCSD 160-478664/2-A
Matrix: Water
Analysis Batch: 480255

Client Sample ID: Lab Control Sample Dup
Prep Type: Total/NA
Prep Batch: 478664

Analyte			Spike Added	LCSD Result	LCSD Qual	Total Uncert. (2σ+/-)	RL	MDC	Unit	%Rec	%Rec. Limits	RER	RER Limit
Radium-228			10.5	15.95	*	1.88	1.00	0.733	pCi/L	152	75 - 125	0.69	1

Carrier	*LCSD %Yield*	*LCSD Qualifier*	*Limits*
Ba Carrier	*87.3*		*40 - 110*
Y Carrier	*74.4*		*40 - 110*

Lab Sample ID: MB 160-480890/16-A
Matrix: Water
Analysis Batch: 481625

Client Sample ID: Method Blank
Prep Type: Total/NA
Prep Batch: 480890

Analyte	MB Result	MB Qualifier	Count Uncert. (2σ+/-)	Total Uncert. (2σ+/-)	RL	MDC	Unit	Prepared	Analyzed	Dil Fac
Radium-228	1.419	G	0.881	0.891	1.00	1.35	pCi/L	08/27/20 12:17	09/03/20 11:48	1

Carrier	*MB %Yield*	*MB Qualifier*	*Limits*	*Prepared*	*Analyzed*	*Dil Fac*
Ba Carrier	*92.0*		*40 - 110*	*08/27/20 12:17*	*09/03/20 11:48*	*1*
Y Carrier	*85.2*		*40 - 110*	*08/27/20 12:17*	*09/03/20 11:48*	*1*

Lab Sample ID: LCS 160-480890/1-A
Matrix: Water
Analysis Batch: 481477

Client Sample ID: Lab Control Sample
Prep Type: Total/NA
Prep Batch: 480890

Analyte			Spike Added	LCS Result	LCS Qual	Total Uncert. (2σ+/-)	RL	MDC	Unit	%Rec	%Rec. Limits		
Radium-228			26.1	30.79		3.81	1.00	1.77	pCi/L	118	75 - 125		

Carrier	*LCS %Yield*	*LCS Qualifier*	*Limits*
Ba Carrier	*76.8*		*40 - 110*
Y Carrier	*83.0*		*40 - 110*

Method: 9320 - Radium-228 (GFPC) (Continued)

Lab Sample ID: LCSD 160-480890/2-A
Matrix: Water
Analysis Batch: 481477

Client Sample ID: Lab Control Sample Dup
Prep Type: Total/NA
Prep Batch: 480890

Analyte			Spike Added	LCSD Result	LCSD Qual	Total Uncert. (2σ+/-)	RL	MDC	Unit	%Rec	%Rec. Limits	RER	RER Limit
Radium-228			26.1	38.88	*	4.63	1.00	1.76	pCi/L	149	75 - 125	0.96	1

Carrier	*LCSD %Yield*	*LCSD Qualifier*	*Limits*
Ba Carrier	*71.6*		*40 - 110*
Y Carrier	*81.9*		*40 - 110*

Lab Sample ID: MB 160-481572/23-A
Matrix: Water
Analysis Batch: 482282

Client Sample ID: Method Blank
Prep Type: Total/NA
Prep Batch: 481572

Analyte	MB Result	MB Qualifier	Count Uncert. (2σ+/-)	Total Uncert. (2σ+/-)	RL	MDC	Unit	Prepared	Analyzed	Dil Fac
Radium-228	1.147	U G	0.942	0.948	1.00	1.50	pCi/L	09/03/20 12:57	09/11/20 12:46	1

Carrier	*MB %Yield*	*MB Qualifier*	*Limits*	*Prepared*	*Analyzed*	*Dil Fac*
Ba Carrier	*85.3*		*40 - 110*	*09/03/20 12:57*	*09/11/20 12:46*	*1*
Y Carrier	*79.3*		*40 - 110*	*09/03/20 12:57*	*09/11/20 12:46*	*1*

Lab Sample ID: LCS 160-481572/1-A
Matrix: Water
Analysis Batch: 482140

Client Sample ID: Lab Control Sample
Prep Type: Total/NA
Prep Batch: 481572

Analyte			Spike Added	LCS Result	LCS Qual	Total Uncert. (2σ+/-)	RL	MDC	Unit	%Rec	%Rec. Limits		
Radium-228			26.1	21.88		2.86	1.00	1.53	pCi/L	84	75 - 125		

Carrier	*LCS %Yield*	*LCS Qualifier*	*Limits*
Ba Carrier	*86.5*		*40 - 110*
Y Carrier	*83.4*		*40 - 110*

Lab Sample ID: 400-191643-15 MS
Matrix: Water
Analysis Batch: 482140

Client Sample ID: BA 13724 MW-18
Prep Type: Total/NA
Prep Batch: 481572

Analyte	Sample Result	Sample Qual	Spike Added	MS Result	MS Qual	Total Uncert. (2σ+/-)	RL	MDC	Unit	%Rec	%Rec. Limits		
Radium-228	1.71	G	24.1	24.89		3.12	1.00	1.39	pCi/L	96	45 - 150		

Carrier	*MS %Yield*	*MS Qualifier*	*Limits*
Ba Carrier	*88.4*		*40 - 110*
Y Carrier	*75.9*		*40 - 110*

Method: 9320 - Radium-228 (GFPC) (Continued)

Lab Sample ID: 400-191643-15 MSD
Matrix: Water
Analysis Batch: 482140

Client Sample ID: BA 13724 MW-18
Prep Type: Total/NA
Prep Batch: 481572

Analyte	Sample Result	Sample Qual	Spike Added	MSD Result	MSD Qual	Total Uncert. (2σ+/-)	RL	MDC	Unit	%Rec	%Rec. Limits	RER	RER Limit
Radium-228	1.71	G	23.7	26.77		3.33	1.00	1.48	pCi/L	106	45 - 150	0.29	1

Carrier	*MSD %Yield*	*MSD Qualifier*	*Limits*
Ba Carrier	*83.5*		*40 - 110*
Y Carrier	*76.3*		*40 - 110*

Lab Sample ID: 400-191643-25 MS
Matrix: Water
Analysis Batch: 482282

Client Sample ID: BA 13919 MW-4
Prep Type: Total/NA
Prep Batch: 481572

Analyte	Sample Result	Sample Qual	Spike Added	MS Result	MS Qual	Total Uncert. (2σ+/-)	RL	MDC	Unit	%Rec	%Rec. Limits
Radium-228	0.823	U G	24.3	27.01		3.34	1.00	1.48	pCi/L	108	45 - 150

Carrier	*MS %Yield*	*MS Qualifier*	*Limits*
Ba Carrier	*85.3*		*40 - 110*
Y Carrier	*79.6*		*40 - 110*

Lab Sample ID: 400-191643-25 MSD
Matrix: Water
Analysis Batch: 482282

Client Sample ID: BA 13919 MW-4
Prep Type: Total/NA
Prep Batch: 481572

Analyte	Sample Result	Sample Qual	Spike Added	MSD Result	MSD Qual	Total Uncert. (2σ+/-)	RL	MDC	Unit	%Rec	%Rec. Limits	RER	RER Limit
Radium-228	0.823	U G	24.0	21.34		2.68	1.00	1.24	pCi/L	85	45 - 150	0.94	1

Carrier	*MSD %Yield*	*MSD Qualifier*	*Limits*
Ba Carrier	*97.6*		*40 - 110*
Y Carrier	*81.1*		*40 - 110*

TestAmerica Pensacola
3355 McLemore Drive
Pensacola, FL 32514
Phone (850) 474-1001 Fax (850) 478-2671

Chain of Custody Record

TestAmerica
THE LEADER IN ENVIRONMENTAL TESTING

Client Information (Sub Contract Lab)	Sampler: TJ Daugherty	Lab PM: Whitmire, Cheyenne R	Carrier Tracking No(s):	COC No: 400-56525-24537.1
Client Contact: Laura Midkif	Phone:	E-Mail: cheyenne.whitmire@testamericainc.com	State of Origin: Alabama	Page: Page 1 of 7
Company: Alabama Power General Test Laboratory		Accreditations Required (See note):		Job #:
Address: 744 County Rd 87 GSC#8	Due Date Requested:			
City: Calera	TAT Requested (days): Routine			
State, Zip: AL, 35040				
Phone: 205-664-6197	PO #:			
Email: lbmidkif@southernco.com	WO #:			
Project Name: CCR	Project #: 40007143			
Site: Gaston Ash Pond 1287	SSOW#:			

Analysis Requested

Preservation Codes:
A - HCL, B - NaOH, C - Zn Acetate, D - Nitric Acid, E - NaHSO4, F - MeOH, G - Amchlor, H - Ascorbic Acid, I - Ice, J - DI Water, K - EDTA, L - EDA, M - Hexane, N - None, O - AsNaO2, P - Na2O4S, Q - Na2SO3, R - Na2S2O3, S - H2SO4, T - TSP Dodecahydrate, U - Acetone, V - MCAA, W - pH 4-5, Z - other (specify)
Other:

400-191643 COC

Sample Identification - Client ID (Lab ID)	Sample Date	Sample Time	Sample Type (C=comp, G=grab)	Matrix (W=water, S=solid, O=waste/oil, BT=Tissue, A=Air)	Field Filtered Sample (Yes or No)	Perform MS/MSD (Yes or No)	SM 4500 F_C	SM 4500 CL_E	SM 4500 SO4_E	9315_Ra226, 9320_Ra228, Ra226Ra228_GFPC	Total Number of containers	Special Instructions/Note:
			Preservation Code:									
BA13437	7/21/20	09:50	G	Water		X				X	3	MW-27
BA13438	7/21/20	11:50	G	Water						X	1	MW-23D
BA13439	7/21/20	13:00	G	Water						X	1	MW-23S

Note: Since laboratory accreditations are subject to change, TestAmerica Laboratories, Inc. places the ownership of method, analyte & accreditation compliance upon out subcontract laboratories. This sample shipment is forwarded under chain-of-custody. If the laboratory does not currently maintain accreditation in the State of Origin listed above for analysis/tests/matrix being analyzed, the samples must be shipped back to the TestAmerica laboratory or other instructions will be provided. Any changes to accreditation status should be brought to TestAmerica Laboratories, Inc. attention immediately. If all requested accreditations are current to date, return the signed Chain of Custody attesting to said compliance to TestAmerica Laboratories, Inc.

Possible Hazard Identification	Sample Disposal (A fee may be assessed if samples are retained longer than 1 month)
Unconfirmed	☐ Return To Client ☐ Disposal By Lab ☐ Archive For _____ Months
Deliverable Requested: I, II, III, IV, Other (specify)	Special Instructions/QC Requirements:

43599

Empty Kit Relinquished by:	Date:	Time:	Method of Shipment:		
Relinquished by: Laura Midkiff	Date/Time: 07/30/2020 13:00	Water APC	Received by:	Date/Time: 8/3/20 1310	Company: TAPC
Relinquished by:	Date/Time:	Company	Received by:	Date/Time:	Company
Relinquished by:	Date/Time:	Company	Received by:	Date/Time:	Company

Custody Seals Intact: | Custody Seal No.: | Cooler Temperature(s) °C and Other Remarks:

29.7°C, 30.7°C, 30.6°C JR7

Ver. 09/20/2016

TestAmerica Pensacola
3355 McLemore Drive
Pensacola, FL 32514
Phone (850) 474-1001 Fax (850) 478-2671

Chain of Custody Record

TestAmerica
THE LEADER IN ENVIRONMENTAL TESTING

Client Information (Sub Contract Lab)	Sampler: Dallas Gentry	Lab PM: Whitmire, Cheyenne R	Carrier Tracking No(s):	COC No: 400-56525-24537.1
Client Contact: Laura Midkif	Phone:	E-Mail: cheyenne.whitmire@testamericainc.com	State of Origin: Alabama	Page: Page 2 of 7
Company: Alabama Power General Test Laboratory		Accreditations Required (See note):		Job #:
Address: 744 County Rd 87 GSC#8	Due Date Requested:			
City: Calera	TAT Requested (days): Routine			
State, Zip: AL, 35040				
Phone: 205-664-6197	PO #:			
Email: lbmidkif@southernco.com	WO #:			
Project Name: CCR	Project #: 40007143			
Site: Gaston Ash Pond 1287	SSOW#:			

Analysis Requested

Preservation Codes:

A - HCL, B - NaOH, C - Zn Acetate, D - Nitric Acid, E - NaHSO4, F - MeOH, G - AmchNor, H - Ascorbic Acid, I - Ice, J - DI Water, K - EDTA, L - EDA, M - Hexane, N - None, O - AsNaO2, P - Na2O4S, Q - Na2SO3, R - Na2S2O3, S - H2SO4, T - TSP Dodecahydrate, U - Acetone, V - MCAA, W - pH 4-5, Z - other (specify), Other:

Sample Identification - Client ID (Lab ID)	Sample Date	Sample Time	Sample Type (C=comp, G=grab)	Matrix (W=water, S=solid, O=waste/oil, BT=Tissue, A=Air)	Field Filtered Sample (Yes or No)	Perform MS/MSD (Yes or No)	SM 4500 F_C	SM 4500 CL_E	SM 4500 SO4_E	9315_Ra226, 9320_Ra228, Ra226Ra228_GFPC	Total Number of containers	Special Instructions/Note:
			Preservation Code:									
BA13440	7/20/20	10:57	G	Water						X	1	MW-37V
BA13441	7/20/20	12:21	G	Water						X	1	MW-32V
BA13442	7/20/20	13:10	G	Water						X	1	FB-1 (Field Blank)
BA13443	7/20/20	14:32	G	Water						X	1	MW-36V
BA13444	7/21/20	09:20	G	Water						X	1	MW-34V
BA13445	7/21/20	11:56	G	Water						X	1	MW-35V
BA13446	7/21/20	13:30	G	Water						X	1	MW-33V

Note: Since laboratory accreditations are subject to change, TestAmerica Laboratories, Inc. places the ownership of method, analyte & accreditation compliance upon out subcontract laboratories. This sample shipment is forwarded under chain-of-custody. If the laboratory does not currently maintain accreditation in the State of Origin listed above for analysis/tests/matrix being analyzed, the samples must be shipped back to the TestAmerica laboratory or other instructions will be provided. Any changes to accreditation status should be brought to TestAmerica Laboratories, Inc. attention immediately. If all requested accreditations are current to date, return the signed Chain of Custody attesting to said complicance to TestAmerica Laboratories, Inc.

Possible Hazard Identification	Sample Disposal (A fee may be assessed if samples are retained longer than 1 month)
Unconfirmed	☐ Return To Client ☐ Disposal By Lab ☐ Archive For _____ Months
Deliverable Requested: I, II, III, IV, Other (specify)	Special Instructions/QC Requirements:

43599

Empty Kit Relinquished by:	Date:	Time:	Method of Shipment:		
Relinquished by: Laura Midkiff	Date/Time: 07/30/2020 13:00	Company: Water APC	Received by:	Date/Time: 8/3/20 1310	Company: TAPG
Relinquished by:	Date/Time:	Company	Received by:	Date/Time:	Company
Relinquished by:	Date/Time:	Company	Received by:	Date/Time:	Company

Custody Seals Intact: | Custody Seal No.: | Cooler Temperature(s) °C and Other Remarks:

Ver: 09/20/2016

TestAmerica Pensacola
3355 McLemore Drive
Pensacola, FL 32514
Phone (850) 474-1001 Fax (850) 478-2671

Chain of Custody Record

TestAmerica
THE LEADER IN ENVIRONMENTAL TESTING

Client Information (Sub Contract Lab)	Sampler: Dallas Gentry	Lab PM: Whitmire, Cheyenne R	Carrier Tracking No(s):	COC No: 400-56525-24537.1
Client Contact: Laura Midkif	Phone:	E-Mail: cheyenne.whitmire@testamericainc.com	State of Origin: Alabama	Page: Page 3 of 7
Company: Alabama Power General Test Laboratory		Accreditations Required (See note):		Job #:
Address: 744 County Rd 87 GSC#8	Due Date Requested:			
City: Calera	TAT Requested (days): Routine			
State, Zip: AL, 35040				
Phone: 205-664-6197	PO #:			
Email: lbmidkif@southernco.com	WO #:			
Project Name: CCR	Project #: 40007143			
Site: Gaston Ash Pond 1287	SSOW#:			

Analysis Requested

Preservation Codes:

A - HCL	M - Hexane
B - NaOH	N - None
C - Zn Acetate	O - AsNaO2
D - Nitric Acid	P - Na2O4S
E - NaHSO4	Q - Na2SO3
F - MeOH	R - Na2S2O3
G - Amchlor	S - H2SO4
H - Ascorbic Acid	T - TSP Dodecahydrate
I - Ice	U - Acetone
J - DI Water	V - MCAA
K - EDTA	W - pH 4-5
L - EDA	Z - other (specify)

Other:

Sample Identification - Client ID (Lab ID)	Sample Date	Sample Time	Sample Type (C=comp, G=grab)	Matrix (W=water, S=solid, O=wasteoil, BT=Tissue, A=Air)	Field Filtered Sample (Yes or No)	Perform MS/MSD (Yes or No)	SM 4500 F_C	SM 4500 CL_E	SM 4500 SO4_E	9315_Ra226, 9320_Ra228, Ra226Ra228_GFPC	Total Number of containers	Special Instructions/Note:
			Preservation Code:									
BA13720	7/22/20	09:32	G	Water						X	1	MW-20V
BA13721	7/22/20	11:05	G	Water						X	1	MW-20SV
BA13722	7/22/20	11:05	G	Water						X	1	MW-20SV DUP (Sample Duplicate)
BA13723	7/22/20	12:30	G	Water						X	1	MW-20
BA13724	7/22/20	13:34	G	Water		X				X	3	MW-18
BA13725	7/23/20	08:23	G	Water						X	1	MW-17SV
BA13726	7/23/20	08:23	G	Water						X	1	MW-17SV DUP (Sample Duplicate)
BA13727	7/23/20	11:17	G	Water						X		MW-17V

Note: Since laboratory accreditations are subject to change, TestAmerica Laboratories, Inc. places the ownership of method, analyte & accreditation compliance upon out subcontract laboratories. This sample shipment is forwarded under chain-of-custody. If the laboratory does not currently maintain accreditation in the State of Origin listed above for analysis/tests/matrix being analyzed, the samples must be shipped back to the TestAmerica laboratory or other instructions will be provided. Any changes to accreditation status should be brought to TestAmerica Laboratories, Inc. attention immediately. If all requested accreditations are current to date, return the signed Chain of Custody attesting to said complicance to TestAmerica Laboratories, Inc.

Possible Hazard Identification	Sample Disposal (A fee may be assessed if samples are retained longer than 1 month)
Unconfirmed	☐ Return To Client ☐ Disposal By Lab ☐ Archive For _____ Months
Deliverable Requested: I, II, III, IV, Other (specify)	Special Instructions/QC Requirements:

43599

Empty Kit Relinquished by:	Date:	Time:	Method of Shipment:		
Relinquished by: Laura Midkiff	Date/Time: 07/30/2020 13:00	Water APC	Received by:	Date/Time: 8/3/20 1310	Company: APC
Relinquished by:	Date/Time:	Company	Received by:	Date/Time:	Company
Relinquished by:	Date/Time:	Company	Received by:	Date/Time:	Company

Custody Seals Intact: | Custody Seal No.: | Cooler Temperature(s) °C and Other Remarks:

Ver: 09/20/2016

TestAmerica Pensacola
3355 McLemore Drive
Pensacola, FL 32514
Phone (850) 474-1001 Fax (850) 478-2671

Chain of Custody Record

TestAmerica
THE LEADER IN ENVIRONMENTAL TESTING

Client Information (Sub Contract Lab)	Sampler: TJ Daugherty	Lab PM: Whitmire, Cheyenne R	Carrier Tracking No(s):	COC No: 400-56525-24537.1
Client Contact: Laura Midkif	Phone:	E-Mail: cheyenne.whitmire@testamericainc.com	State of Origin: Alabama	Page: Page 4 of 7
Company: Alabama Power General Test Laboratory		Accreditations Required (See note):		Job #:
Address: 744 County Rd 87 GSC#8	Due Date Requested:			
City: Calera	TAT Requested (days): Routine			
State, Zip: AL, 35040				
Phone: 205-664-6197	PO #:			
Email: lbmidkif@southernco.com	WO #:			
Project Name: CCR	Project #: 40007143			
Site: Gaston Ash Pond 1287	SSOW#:			

Analysis Requested

Preservation Codes:

A - HCL	M - Hexane
B - NaOH	N - None
C - Zn Acetate	O - AsNaO2
D - Nitric Acid	P - Na2O4S
E - NaHSO4	Q - Na2SO3
F - MeOH	R - Na2S2O3
G - Amchlor	S - H2SO4
H - Ascorbic Acid	T - TSP Dodecahydrate
I - Ice	U - Acetone
J - DI Water	V - MCAA
K - EDTA	W - pH 4-5
L - EDA	Z - other (specify)

Other:

Sample Identification - Client ID (Lab ID)	Sample Date	Sample Time	Sample Type (C=comp, G=grab)	Matrix (W=water, S=solid, O=wasteoil, BT=Tissue, A=Air)	Field Filtered Sample (Yes or No)	Perform MS/MSD (Yes or No)	SM 4500 F_C	SM 4500 CL_E	SM 4500 SO4_E	9315_Ra226, 9320_Ra228, Ra226Ra228_GFPC	Total Number of containers	Special Instructions/Note:
			Preservation Code:									
BA13728	7/22/20	09:45	G	Water						X	1	MW-26
BA13729	7/22/20	12:40	G	Water						X	1	MW-10
BA13730	7/22/20	14:55	G	Water						X	1	MW-11
BA13731	7/23/20	09:40	G	Water						X	1	MW-14
BA13732	7/23/20	11:30	G	Water						X	1	MW-30H
BA13733	7/23/20	12:05	G	Water						X	1	FB-2 (Field Blank)

Note: Since laboratory accreditations are subject to change, TestAmerica Laboratories, Inc. places the ownership of method, analyte & accreditation compliance upon out subcontract laboratories. This sample shipment is forwarded under chain-of-custody. If the laboratory does not currently maintain accreditation in the State of Origin listed above for analysis/tests/matrix being analyzed, the samples must be shipped back to the TestAmerica laboratory or other instructions will be provided. Any changes to accreditation status should be brought to TestAmerica Laboratories, Inc. attention immediately. If all requested accreditations are current to date, return the signed Chain of Custody attesting to said compliance to TestAmerica Laboratories, Inc.

Possible Hazard Identification	Sample Disposal (A fee may be assessed if samples are retained longer than 1 month)
Unconfirmed	☐ Return To Client ☐ Disposal By Lab ☐ Archive For _____ Months
Deliverable Requested: I, II, III, IV, Other (specify)	Special Instructions/QC Requirements:

43599

Empty Kit Relinquished by:	Date:	Time:	Method of Shipment:		
Relinquished by: Laura Midkiff	Date/Time: 07/30/2020 13:00	Water APC	Received by:	Date/Time: 8/3/20 1310	Company: TAL
Relinquished by:	Date/Time:	Company	Received by:	Date/Time:	Company
Relinquished by:	Date/Time:	Company	Received by:	Date/Time:	Company

Custody Seals Intact: | Custody Seal No.: | Cooler Temperature(s) °C and Other Remarks:

Ver: 09/20/2016

TestAmerica Pensacola
3355 McLemore Drive
Pensacola, FL 32514
Phone (850) 474-1001 Fax (850) 478-2671

Chain of Custody Record

TestAmerica
THE LEADER IN ENVIRONMENTAL TESTING

Client Information (Sub Contract Lab)	Sampler: Dallas Gentry	Lab PM: Whitmire, Cheyenne R	Carrier Tracking No(s):	COC No: 400-56525-24537.1
Client Contact: Laura Midkif	Phone:	E-Mail: cheyenne.whitmire@testamericainc.com	State of Origin: Alabama	Page: Page 5 of 7
Company: Alabama Power General Test Laboratory		Accreditations Required (See note):		Job #:
Address: 744 County Rd 87 GSC#8	Due Date Requested:			
City: Calera	TAT Requested (days): Routine			
State, Zip: AL, 35040				
Phone: 205-664-6197	PO #:			
Email: lbmidkif@southernco.com	WO #:			
Project Name: CCR	Project #: 40007143			
Site: Gaston Ash Pond 1287	SSOW#:			

Analysis Requested

Preservation Codes:

A - HCL	M - Hexane
B - NaOH	N - None
C - Zn Acetate	O - AsNaO2
D - Nitric Acid	P - Na2O4S
E - NaHSO4	Q - Na2SO3
F - MeOH	R - Na2S2O3
G - Amchlor	S - H2SO4
H - Ascorbic Acid	T - TSP Dodecahydrate
I - Ice	U - Acetone
J - DI Water	V - MCAA
K - EDTA	W - pH 4-5
L - EDA	Z - other (specify)

Other:

Sample Identification - Client ID (Lab ID)	Sample Date	Sample Time	Sample Type (C=comp, G=grab)	Matrix (Wwater, Ssolid, Owaste/oil, BT=Tissue, AnAir)	Field Filtered Sample (Yes or No)	Perform MS/MSD (Yes or No)	SM 4500 F_C	SM 4500 Cl_E	SM 4500 SO4_E	9315_Ra226, 9320_Ra228, Ra226Ra228_GFPC	Total Number of containers	Special Instructions/Note:
			Preservation Code:									
BA13919	7/27/20	10:10	G	Water		X				X	3	MW-4
BA13920	7/27/20	11:42	G	Water						X	1	MW-3
BA13921	7/27/20	13:37	G	Water						X	1	MW-19
BA13922	7/27/20	15:23	G	Water						X	1	MW-31VR
BA13923	7/28/20	09:07	G	Water						X	1	MW-15R
BA13924	7/28/20	09:50	G	Water						X	1	FB-4 (Field Blank)
BA13925	7/28/20	10:55	G	Water						X	1	MW-16V
BA13926	7/28/20	11:59	G	Water						X	1	MW-16

Note: Since laboratory accreditations are subject to change, TestAmerica Laboratories, Inc. places the ownership of method, analyte & accreditation compliance upon out subcontract laboratories. This sample shipment is forwarded under chain-of-custody. If the laboratory does not currently maintain accreditation in the State of Origin listed above for analysis/tests/matrix being analyzed, the samples must be shipped back to the TestAmerica laboratory or other instructions will be provided. Any changes to accreditation status should be brought to TestAmerica Laboratories, Inc. attention immediately. If all requested accreditations are current to date, return the signed Chain of Custody attesting to said complicance to TestAmerica Laboratories, Inc.

Possible Hazard Identification	Sample Disposal (A fee may be assessed if samples are retained longer than 1 month)
Unconfirmed	☐ Return To Client ☐ Disposal By Lab ☐ Archive For _____ Months

Deliverable Requested: I, II, III, IV, Other (specify) 43599 Special Instructions/QC Requirements:

Empty Kit Relinquished by: Date: Time: Method of Shipment:

Relinquished by:	Date/Time	Company	Received by:	Date/Time	Company
Laura Midkiff	07/30/2020 13:00	Water APC		8/3/20 1310	TAL PEN

Custody Seals Intact: Custody Seal No.: Cooler Temperature(s) °C and Other Remarks:

Ver: 09/20/2016

TestAmerica Pensacola
3355 McLemore Drive
Pensacola, FL 32514
Phone (850) 474-1001 Fax (850) 478-2671

Chain of Custody Record

TestAmerica
THE LEADER IN ENVIRONMENTAL TESTING

Client Information (Sub Contract Lab)	Sampler: Dallas Gentry	Lab PM: Whitmire, Cheyenne R	Carrier Tracking No(s):	COC No: 400-56525-24537.1
Client Contact: Laura Midkif	Phone:	E-Mail: cheyenne.whitmire@testamericainc.com	State of Origin: Alabama	Page: Page 6 of 7
Company: Alabama Power General Test Laboratory		Accreditations Required (See note):		Job #:
Address: 744 County Rd 87 GSC#8	Due Date Requested:			
City: Calera	TAT Requested (days): Routine			
State, Zip: AL, 35040				
Phone: 205-664-6197	PO #:			
Email: lbmidkif@southernco.com	WO #:			
Project Name: CCR	Project #: 40007143			
Site: Gaston Ash Pond 1287	SSOW#:			

Analysis Requested

Preservation Codes:

A - HCL	M - Hexane
B - NaOH	N - None
C - Zn Acetate	O - AsNaO2
D - Nitric Acid	P - Na2O4S
E - NaHSO4	Q - Na2SO3
F - MeOH	R - Na2S2O3
G - Amchlor	S - H2SO4
H - Ascorbic Acid	T - TSP Dodecahydrate
I - Ice	U - Acetone
J - DI Water	V - MCAA
K - EDTA	W - pH 4-5
L - EDA	Z - other (specify)

Other:

Sample Identification - Client ID (Lab ID)	Sample Date	Sample Time	Sample Type (C=comp, G=grab)	Matrix (W=water, S=solid, O=wastewater/oil, BT=Tissue, A=Air)	Field Filtered Sample (Yes or No)	Perform MS/MSD (Yes or No)	SM 4500 F_C	SM 4500 CL_E	SM 4500 SO4_E	9315_Ra226, 9320_Ra228, Ra226Ra228_GFPC	Total Number of containers	Special Instructions/Note:
			Preservation Code:									
BA14035	7/29/20	08:52	G	Water						X	1	MW-28H
BA14036	7/29/20	10:27	G	Water						X	1	MW-29H
BA14037	7/29/20	11:57	G	Water						X	1	MW-17

Note: Since laboratory accreditations are subject to change, TestAmerica Laboratories, Inc. places the ownership of method, analyte & accreditation compliance upon out subcontract laboratories. This sample shipment is forwarded under chain-of-custody. If the laboratory does not currently maintain accreditation in the State of Origin listed above for analysis/tests/matrix being analyzed, the samples must be shipped back to the TestAmerica laboratory or other instructions will be provided. Any changes to accreditation status should be brought to TestAmerica Laboratories, Inc. attention immediately. If all requested accreditations are current to date, return the signed Chain of Custody attesting to said compliance to TestAmerica Laboratories, Inc.

Possible Hazard Identification	Sample Disposal (A fee may be assessed if samples are retained longer than 1 month)
Unconfirmed	☐ Return To Client ☐ Disposal By Lab ☐ Archive For _____ Months
Deliverable Requested: I, II, III, IV, Other (specify)	Special Instructions/QC Requirements:

43599

Empty Kit Relinquished by:	Date:	Time:	Method of Shipment:		
Relinquished by: Laura Midkiff	Date/Time: 07/30/2020 13:00	Water APC	Received by:	Date/Time: 8/3/20 1310	Company: TAL
Relinquished by:	Date/Time:	Company	Received by:	Date/Time:	Company
Relinquished by:	Date/Time:	Company	Received by:	Date/Time:	Company

Custody Seals Intact:	Custody Seal No.:	Cooler Temperature(s) °C and Other Remarks:

Ver: 09/20/2016

TestAmerica Pensacola
3355 McLemore Drive
Pensacola, FL 32514
Phone (850) 474-1001 Fax (850) 478-2671

Chain of Custody Record

TestAmerica
THE LEADER IN ENVIRONMENTAL TESTING

Client Information (Sub Contract Lab)	Sampler: TJ Daugherty	Lab PM: Whitmire, Cheyenne R	Carrier Tracking No(s):	COC No: 400-56525-24537.1
Client Contact: Laura Midkif	Phone:	E-Mail: cheyenne.whitmire@testamericainc.com	State of Origin: Alabama	Page: Page 7 of 7
Company: Alabama Power General Test Laboratory		Accreditations Required (See note):		Job #:
Address: 744 County Rd 87 GSC#8	Due Date Requested:			
City: Calera	TAT Requested (days): Routine			
State, Zip: AL, 35040				
Phone: 205-664-6197	PO #:			
Email: lbmidkif@southernco.com	WO #:			
Project Name: CCR	Project #: 40007143			
Site: Gaston Ash Pond 1287	SSOW#:			

Preservation Codes:

A - HCL	M - Hexane
B - NaOH	N - None
C - Zn Acetate	O - AsNaO2
D - Nitric Acid	P - Na2O4S
E - NaHSO4	Q - Na2SO3
F - MeOH	R - Na2S2O3
G - Amchlor	S - H2SO4
H - Ascorbic Acid	T - TSP Dodecahydrate
I - Ice	U - Acetone
J - DI Water	V - MCAA
K - EDTA	W - pH 4-5
L - EDA	Z - other (specify)

Other:

Analysis Requested

Sample Identification - Client ID (Lab ID)	Sample Date	Sample Time	Sample Type (C=comp, G=grab)	Matrix (W=water, S=solid, O=waste/oil, BT=Tissue, A=Air)	Field Filtered Sample (Yes or No)	Perform MS/MSD (Yes or No)	SM 4500 F_C	SM 4500 CL_E	SM 4500 SO4_E	9315_Ra226, 9320_Ra228, Ra226Ra228_GFPC	Total Number of containers	Special Instructions/Note:
			Preservation Code:									
BA14038	7/27/20	10:55	G	Water						X	1	MW-13
BA14039	7/27/20	14:10	G	Water						X	1	MW-12
BA14040	7/28/20	09:25	G	Water						X	1	MW-7
BA14041	7/28/20	10:30	G	Water						X	1	MW-6
BA14042	7/28/20	11:25	G	Water						X	1	MW-21
BA14043	7/28/20	11:25	G	Water						X	1	MW-21 DUP (Sample Duplicate)
BA14044	7/28/20	12:25	G	Water						X	1	MW-22
BA14045	7/28/20	12:25	G	Water						X	1	MW-22 DUP (Sample Duplicate)
BA14046	7/28/20	13:40	G	Water						X	1	MW-5
BA14047	7/29/20	09:50	G	Water						X	1	MW-9
BA14048	7/29/20	10:55	G	Water						X	1	FB-3 (Field Blank)
BA14049	7/29/20	11:05	G	Water						X	1	EB-1 (Equipment Blank)
BA14050	7/29/20	11:25	G	Water						X	1	MW-8

Note: Since laboratory accreditations are subject to change, TestAmerica Laboratories, Inc. places the ownership of method, analyte & accreditation compliance upon out subcontract laboratories. This sample shipment is forwarded under chain-of-custody. If the laboratory does not currently maintain accreditation in the State of Origin listed above for analysis/tests/matrix being analyzed, the samples must be shipped back to the TestAmerica laboratory or other instructions will be provided. Any changes to accreditation status should be brought to TestAmerica Laboratories, Inc. attention immediately. If all requested accreditations are current to date, return the signed Chain of Custody attesting to said complicance to TestAmerica Laboratories, Inc.

Possible Hazard Identification: Unconfirmed	Sample Disposal (A fee may be assessed if samples are retained longer than 1 month): ☐ Return To Client ☐ Disposal By Lab ☐ Archive For _____ Months
Deliverable Requested: I, II, III, IV, Other (specify) 43599	Special Instructions/QC Requirements:

Empty Kit Relinquished by:	Date:	Time:	Method of Shipment:		
Relinquished by: Laura Midkiff	Date/Time: 07/30/2020 13:00	Water APC	Received by:	Date/Time: 8/3/20 1310	Company: AAE
Relinquished by:	Date/Time:	Company	Received by:	Date/Time:	Company
Relinquished by:	Date/Time:	Company	Received by:	Date/Time:	Company
Custody Seals Intact:	Custody Seal No.:		Cooler Temperature(s) °C and Other Remarks:		

Ver: 09/20/2016

Login Sample Receipt Checklist

Client: Alabama Power General Test Laboratory

Job Number: 400-191643-1
SDG Number: Gaston Ash Pond 1287

Login Number: 191643
List Number: 1
Creator: Hinrichsen, Megan E

List Source: Eurofins TestAmerica, Pensacola

Question	Answer	Comment
Radioactivity wasn't checked or is </= background as measured by a survey meter.	N/A	
The cooler's custody seal, if present, is intact.	True	
Sample custody seals, if present, are intact.	N/A	
The cooler or samples do not appear to have been compromised or tampered with.	True	
Samples were received on ice.	N/A	Thermal preservation not required.
Cooler Temperature is acceptable.	True	
Cooler Temperature is recorded.	True	29.7°C, 30.7°C, 30.6°C IR-7
COC is present.	True	
COC is filled out in ink and legible.	True	
COC is filled out with all pertinent information.	True	
Is the Field Sampler's name present on COC?	True	
There are no discrepancies between the containers received and the COC.	True	
Samples are received within Holding Time (excluding tests with immediate HTs)	True	
Sample containers have legible labels.	True	
Containers are not broken or leaking.	True	
Sample collection date/times are provided.	True	
Appropriate sample containers are used.	True	
Sample bottles are completely filled.	True	
Sample Preservation Verified.	True	
There is sufficient vol. for all requested analyses, incl. any requested MS/MSDs	True	
Containers requiring zero headspace have no headspace or bubble is <6mm (1/4").	N/A	
Multiphasic samples are not present.	True	
Samples do not require splitting or compositing.	True	
Residual Chlorine Checked.	N/A	

Login Sample Receipt Checklist

Client: Alabama Power General Test Laboratory

Job Number: 400-191643-1
SDG Number: Gaston Ash Pond 1287

Login Number: 191643
List Number: 2
Creator: Boyd, Jacob C

List Source: Eurofins TestAmerica, St. Louis
List Creation: 08/04/20 02:14 PM

Question	Answer	Comment
Radioactivity wasn't checked or is </= background as measured by a survey meter.	True	
The cooler's custody seal, if present, is intact.	True	
Sample custody seals, if present, are intact.	True	
The cooler or samples do not appear to have been compromised or tampered with.	True	
Samples were received on ice.	N/A	
Cooler Temperature is acceptable.	True	
Cooler Temperature is recorded.	True	
COC is present.	True	
COC is filled out in ink and legible.	True	
COC is filled out with all pertinent information.	True	
Is the Field Sampler's name present on COC?	True	
There are no discrepancies between the containers received and the COC.	True	
Samples are received within Holding Time (excluding tests with immediate HTs)	True	
Sample containers have legible labels.	True	
Containers are not broken or leaking.	True	
Sample collection date/times are provided.	True	
Appropriate sample containers are used.	True	
Sample bottles are completely filled.	True	
Sample Preservation Verified.	True	
There is sufficient vol. for all requested analyses, incl. any requested MS/MSDs	True	
Containers requiring zero headspace have no headspace or bubble is <6mm (1/4").	True	
Multiphasic samples are not present.	True	
Samples do not require splitting or compositing.	True	
Residual Chlorine Checked.	N/A	

Accreditation/Certification Summary

Client: Alabama Power General Test Laboratory
Project/Site: CCR Plant Gaston

Job ID: 400-191643-1
SDG: Gaston Ash Pond 1287

Laboratory: Eurofins TestAmerica, St. Louis

All accreditations/certifications held by this laboratory are listed. Not all accreditations/certifications are applicable to this report.

Authority	Program	Identification Number	Expiration Date
Alaska (UST)	State	20-001	05-06-22
ANAB	Dept. of Defense ELAP	L2305	04-06-22
ANAB	Dept. of Energy	L2305.01	04-06-22
ANAB	ISO/IEC 17025	L2305	04-06-22
Arizona	State	AZ0813	12-08-20
California	Los Angeles County Sanitation Districts	10259	06-30-21
California	State	2886	06-30-21
Connecticut	State	PH-0241	03-31-21
Florida	NELAP	E87689	06-30-21
HI - RadChem Recognition	State	n/a	06-30-21
Illinois	NELAP	004553	11-30-20
Kansas	NELAP	E-10236	10-31-20
Kentucky (DW)	State	KY90125	12-31-20
Louisiana	NELAP	04080	07-01-21
Louisiana (DW)	State	LA011	12-31-20
Maryland	State	310	09-30-20
MI - RadChem Recognition	State	9005	06-30-21
Missouri	State	780	06-30-22
Nevada	State	MO000542020-1	07-31-21
New Jersey	NELAP	MO002	06-30-21
New York	NELAP	11616	04-01-21
North Dakota	State	R-207	06-30-21
NRC	NRC	24-24817-01	12-31-22
Oklahoma	State	9997	08-31-21
Oregon	NELAP	4157	09-01-21
Pennsylvania	NELAP	68-00540	02-28-21
Texas	NELAP	T104704193-19-13	07-31-21
US Fish & Wildlife	US Federal Programs	058448	07-31-21
USDA	US Federal Programs	P330-17-00028	03-11-23
Utah	NELAP	MO000542019-11	07-31-21
Virginia	NELAP	10310	06-14-21
Washington	State	C592	08-30-21
West Virginia DEP	State	381	10-31-20

eurofins | Environment Testing America

ANALYTICAL REPORT

Eurofins TestAmerica, Pensacola
3355 McLemore Drive
Pensacola, FL 32514
Tel: (850)474-1001

Laboratory Job ID: 400-191643-1
Laboratory Sample Delivery Group: Gaston Ash Pond 1287
Client Project/Site: CCR Plant Gaston

For:
Alabama Power General Test Laboratory
744 County Rd 87
GSC #8
Calera, Alabama 35040

Attn: Laura Midkiff

Cheyenne R Whitmire

Authorized for release by:
9/15/2020 5:49:34 PM

Cheyenne Whitmire, Project Manager II
(850)471-6222
Cheyenne.Whitmire@Eurofinset.com

LINKS

Review your project results through TotalAccess

Have a Question? Ask The Expert

Visit us at: www.eurofinsus.com/Env

The test results in this report meet all 2003 NELAC, 2009 TNI, and 2016 TNI requirements for accredited parameters, exceptions are noted in this report. This report may not be reproduced except in full, and with written approval from the laboratory. For questions please contact the Project Manager at the e-mail address or telephone number listed on this page.

This report has been electronically signed and authorized by the signatory. Electronic signature is intended to be the legally binding equivalent of a traditionally handwritten signature.

Results relate only to the items tested and the sample(s) as received by the laboratory.

Table of Contents

Cover Page 1
Table of Contents 2
Case Narrative 3
Method Summary 7
Sample Summary 8
Client Sample Results 9
Definitions 57
Chronicle 58
QC Association 70
QC Sample Results 73
Chain of Custody 80
Receipt Checklists 87
Certification Summary 89

Job ID: 400-191643-1

Laboratory: Eurofins TestAmerica, Pensacola

Narrative

Job Narrative
400-191643-1

RAD

Method 9315: Radium-226 prep batch 160-478643. Any minimum detectable concentration (MDC), critical value (DLC), or Safe Drinking Water Act detection limit (SDWA DL) is sample-specific unless otherwise stated elsewhere in this narrative. Radiochemistry sample results are reported with the count date/time applied as the Activity Reference Date. BA 13721 MW-20SV (400-191643-12), BA 13722 MW-20SV DUP (400-191643-13), BA 13723 MW-20 (400-191643-14), BA 13724 MW-18 (400-191643-15), BA 13724 MW-18 (400-191643-15[MS]), BA 13724 MW-18 (400-191643-15[MSD]), BA 13725 MW-17SV (400-191643-16), BA 13726 MW-17SV DUP (400-191643-17), BA 13727 MW-17V (400-191643-18), BA 13728 MW-26 (400-191643-19), BA 13729 MW-10 (400-191643-20), BA 13730 MW-11 (400-191643-21), BA 13731 MW-14 (400-191643-22), BA 13732 MW-30H (400-191643-23), BA 13733 FB-2 (400-191643-24), BA 13919 MW-4 (400-191643-25), BA 13919 MW-4 (400-191643-25[MS]), BA 13919 MW-4 (400-191643-25[MSD]), BA 13920 MW-3 (400-191643-26), BA 13921 MW-19 (400-191643-27), BA 13922 MW-31VR (400-191643-28), (LCS 160-478643/1-A) and (MB 160-478643/23-A)

Method 9315: Radium-226 prep batch 160-478660. Any minimum detectable concentration (MDC), critical value (DLC), or Safe Drinking Water Act detection limit (SDWA DL) is sample-specific unless otherwise stated elsewhere in this narrative. Radiochemistry sample results are reported with the count date/time applied as the Activity Reference Date. BA 13923 MW-15R (400-191643-29), BA 13924 FB-4 (400-191643-30), BA 13925 MW-16V (400-191643-31), BA 13926 MW-16 (400-191643-32), BA 14035 MW-28H (400-191643-33), BA 14036 MW-29H (400-191643-34), BA 14037 MW-17 (400-191643-35), BA 14038 MW-13 (400-191643-36), BA 14039 MW-12 (400-191643-37), BA 14040 MW-7 (400-191643-38), BA 14041 MW-6 (400-191643-39), BA 14042 MW-21 (400-191643-40), BA 14043 MW-21 DUP (400-191643-41), BA 14044 MW-22 (400-191643-42), BA 14045 MW-22 DUP (400-191643-43), BA 14046 MW-5 (400-191643-44), BA 14047 MW-9 (400-191643-45), BA 14048 FB-3 (400-191643-46), BA 14049 EB-1 (400-191643-47), BA 14050 MW-8 (400-191643-48), (LCS 160-478660/1-A), (LCSD 160-478660/2-A) and (MB 160-478660/23-A)

Method 9315: Radium-226 prep batch 160-478597. Any minimum detectable concentration (MDC), critical value (DLC), or Safe Drinking Water Act detection limit (SDWA DL) is sample-specific unless otherwise stated elsewhere in this narrative. Radiochemistry sample results are reported with the count date/time applied as the Activity Reference Date. BA 13437 MW-27 (400-191643-1), BA 13437 MW-27 (400-191643-1[MS]), BA 13437 MW-27 (400-191643-1[MSD]), BA 13438 MW-23D (400-191643-2), BA 13439 MW-23S (400-191643-3), BA 13440 MW-37V (400-191643-4), BA 13441 MW-32V (400-191643-5), BA 13442 FB-1 (400-191643-6), BA 13443 MW-36V (400-191643-7), BA 13444 MW-34V (400-191643-8), BA 13445 MW-35V (400-191643-9), BA 13446 MW-33V (400-191643-10), BA 13720 MW-20V (400-191643-11), (LCS 160-478597/1-A) and (MB 160-478597/24-A)

Method 9320: Radium-228 Prep Batch 160-478599. Any minimum detectable concentration (MDC), critical value (DLC), or Safe Drinking Water Act detection limit (SDWA DL) is sample-specific unless otherwise stated elsewhere in this narrative. Radiochemistry sample results are reported with the count date/time applied as the Activity Reference Date. BA 13437 MW-27 (400-191643-1), BA 13437 MW-27 (400-191643-1[MS]), BA 13437 MW-27 (400-191643-1[MSD]), BA 13438 MW-23D (400-191643-2), BA 13439 MW-23S (400-191643-3), BA 13440 MW-37V (400-191643-4), BA 13441 MW-32V (400-191643-5), BA 13442 FB-1 (400-191643-6), BA 13443 MW-36V (400-191643-7), BA 13444 MW-34V (400-191643-8), BA 13445 MW-35V (400-191643-9), BA 13446 MW-33V (400-191643-10), BA 13720 MW-20V (400-191643-11), (LCS 160-478599/1-A) and (MB 160-478599/24-A)

Method 9320: Radium-228 prep batch 160-478664. The Ra-228 laboratory control sample/laboratory control sample duplicate (LCS/LCSD) recovery (129% and 152%) associated with the following samples is outside the upper QC limit of (125%) indicating a potential positive bias for that analyte. This analyte was not observed above the MDC/RL in the associated samples; therefore the sample data is not adversely affected by this excursion. The data have been reported with this narrative. BA 14038 MW-13 (400-191643-36), BA 14041 MW-6 (400-191643-39), BA 14042 MW-21 (400-191643-40), BA 14043 MW-21 DUP (400-191643-41), BA 14044 MW-22 (400-191643-42), BA 14046 MW-5 (400-191643-44), BA 14047 MW-9 (400-191643-45), BA 14048 FB-3 (400-191643-46), BA 14050 MW-8 (400-191643-48), (LCS 160-478664/1-A) and (LCSD 160-478664/2-A)

Method 9320: Radium-228 prep batch 160-478664. Any minimum detectable concentration (MDC), critical value (DLC), or Safe Drinking Water Act detection limit (SDWA DL) is sample-specific unless otherwise stated elsewhere in this narrative. Radiochemistry sample results are reported with the count date/time applied as the Activity Reference Date. BA 14038 MW-13 (400-191643-36), BA 14041 MW-6 (400-191643-39), BA 14042 MW-21 (400-191643-40), BA 14043 MW-21 DUP (400-191643-41), BA 14044 MW-22 (400-191643-42), BA 14047 MW-9 (400-191643-45), BA 14048 FB-3 (400-191643-46), BA 14050 MW-8 (400-191643-48), (LCS 160-478664/1-A), (LCSD 160-478664/2-A) and (MB 160-478664/23-A)

Job ID: 400-191643-1 (Continued)

Laboratory: Eurofins TestAmerica, Pensacola (Continued)

Method 9320: Radium-228 prep batch 160-480890. The Radium-228 detection goal was not met for the following samples due to insufficient sample available for analysis: BA 13923 MW-15R (400-191643-29), BA 13924 FB-4 (400-191643-30), BA 13925 MW-16V (400-191643-31), BA 13926 MW-16 (400-191643-32), BA 14035 MW-28H (400-191643-33), BA 14036 MW-29H (400-191643-34), BA 14037 MW-17 (400-191643-35), BA 14039 MW-12 (400-191643-37), BA 14040 MW-7 (400-191643-38), BA 14045 MW-22 DUP (400-191643-43), BA 14046 MW-5 (400-191643-44), BA 14049 EB-1 (400-191643-47), (LCS 160-480890/1-A), (LCSD 160-480890/2-A) and (MB 160-480890/16-A). Analytical results are reported with the detection limit achieved.

Method 9320: Radium-228 prep batch 160-480890. Any minimum detectable concentration (MDC), critical value (DLC), or Safe Drinking Water Act detection limit (SDWA DL) is sample-specific unless otherwise stated elsewhere in this narrative. Radiochemistry sample results are reported with the count date/time applied as the Activity Reference Date. BA 13923 MW-15R (400-191643-29), BA 13924 FB-4 (400-191643-30), BA 13925 MW-16V (400-191643-31), BA 13926 MW-16 (400-191643-32), BA 14035 MW-28H (400-191643-33), BA 14036 MW-29H (400-191643-34), BA 14037 MW-17 (400-191643-35), BA 14039 MW-12 (400-191643-37), BA 14040 MW-7 (400-191643-38), BA 14045 MW-22 DUP (400-191643-43), BA 14046 MW-5 (400-191643-44), BA 14049 EB-1 (400-191643-47), (LCS 160-480890/1-A), (LCSD 160-480890/2-A) and (MB 160-480890/16-A)

Method 9320: Radium-228 prep batch 160-480890. The method blanks (MB) has Ra-228 activity above the MDC and RL. There is insufficient volume for re-analysis. The results are reported with this narrative.

Method 9320: Radium-228 prep batch 160-480890. The Ra-228 laboratory control sample duplicate (LCSD) recovery (149%) associated with the following samples is outside the upper QC limit of (125%) indicating a potential positive bias for that analyte. There is insufficient volume for re-analysis, therefore the data have been reported with this narrative. BA 13923 MW-15R (400-191643-29), BA 13924 FB-4 (400-191643-30), BA 13925 MW-16V (400-191643-31), BA 13926 MW-16 (400-191643-32), BA 14035 MW-28H (400-191643-33), BA 14036 MW-29H (400-191643-34), BA 14037 MW-17 (400-191643-35), BA 14039 MW-12 (400-191643-37), BA 14040 MW-7 (400-191643-38), BA 14045 MW-22 DUP (400-191643-43), BA 14046 MW-5 (400-191643-44), BA 14049 EB-1 (400-191643-47), (LCS 160-480890/1-A), (LCSD 160-480890/2-A) and (MB 160-480890/16-A)

Method 9320: Radium-228 Prep Batch 160-481572. Samples BA 13726 MW-17SV DUP (400-191643-17), BA 13727 MW-17V (400-191643-18), BA 13728 MW-26 (400-191643-19), BA 13729 MW-10 (400-191643-20), BA 13730 MW-11 (400-191643-21), BA 13731 MW-14 (400-191643-22) and BA 13732 MW-30H (400-191643-23) were unable to be reported from this analysis run because the instrument malfunctioned and did not record data from the run. Due to short half-life of Ac-228 the samples are unable to be re-counted.

Method 9320: Radium-228 Prep Batch 160-481572. Any minimum detectable concentration (MDC), critical value (DLC), or Safe Drinking Water Act detection limit (SDWA DL) is sample-specific unless otherwise stated elsewhere in this narrative. Radiochemistry sample results are reported with the count date/time applied as the Activity Reference Date. BA 13721 MW-20SV (400-191643-12), BA 13722 MW-20SV DUP (400-191643-13), BA 13723 MW-20 (400-191643-14), BA 13724 MW-18 (400-191643-15), BA 13724 MW-18 (400-191643-15[MS]), BA 13724 MW-18 (400-191643-15[MSD]), BA 13725 MW-17SV (400-191643-16), BA 13733 FB-2 (400-191643-24), BA 13919 MW-4 (400-191643-25), BA 13919 MW-4 (400-191643-25[MS]), BA 13919 MW-4 (400-191643-25[MSD]), BA 13920 MW-3 (400-191643-26), BA 13921 MW-19 (400-191643-27) and BA 13922 MW-31VR (400-191643-28)

Method 9320: Radium-228 Prep Batch 160-481572. The following sample(s) did not meet the requested limit (RL) due to the reduced sample volume attributed to the limited volume remaining for re-analysis. The method blank (MB) and laboratory control sample (LCS) were also run at the reduced aliquot following NELAC guidance to match the nominal volume of client samples in the prep batch. The data have been reported with this narrative. BA 13721 MW-20SV (400-191643-12), BA 13722 MW-20SV DUP (400-191643-13), BA 13723 MW-20 (400-191643-14), BA 13724 MW-18 (400-191643-15), BA 13724 MW-18 (400-191643-15[MS]), BA 13724 MW-18 (400-191643-15[MSD]), BA 13725 MW-17SV (400-191643-16), BA 13733 FB-2 (400-191643-24), BA 13919 MW-4 (400-191643-25), BA 13919 MW-4 (400-191643-25[MS]), BA 13919 MW-4 (400-191643-25[MSD]), BA 13920 MW-3 (400-191643-26), BA 13921 MW-19 (400-191643-27) and BA 13922 MW-31VR (400-191643-28)

Method 9320: Radium-228 Prep Batch 160-478657. Any minimum detectable concentration (MDC), critical value (DLC), or Safe Drinking Water Act detection limit (SDWA DL) is sample-specific unless otherwise stated elsewhere in this narrative. Radiochemistry sample results are reported with the count date/time applied as the Activity Reference Date. BA 13724 MW-18 (400-191643-15), BA 13724 MW-18 (400-191643-15[MS]), BA 13724 MW-18 (400-191643-15[MSD]), BA 13726 MW-17SV DUP (400-191643-17), BA 13727 MW-17V (400-191643-18), BA 13728 MW-26 (400-191643-19), BA 13729 MW-10 (400-191643-20), BA 13730 MW-11 (400-191643-21), BA 13731 MW-14 (400-191643-22) and BA 13732 MW-30H (400-191643-23)

Job ID: 400-191643-1 (Continued)

Laboratory: Eurofins TestAmerica, Pensacola (Continued)

Method 9320: Radium-228 Prep Batch 160-478657. The laboratory control sample (LCS) for the following samples recovered outside the upper control limit (recovery 139%, upper limit 125%). The matrix spike/ matrix spike duplicate (MS/MSD) and method blank (MB) all meet acceptable quality criteria. There was insufficient sample to perform a re-extraction or re-analysis; therefore, the data have been reported with this narrative.

Method PrecSep_0: Radium 228 Prep Batch 160-478599. The following samples were prepared at a reduced aliquot to insure sufficient volume remains if needed for analysis: BA 13437 MW-27 (400-191643-1), BA 13437 MW-27 (400-191643-1[MS]), BA 13437 MW-27 (400-191643-1[MSD]), BA 13438 MW-23D (400-191643-2), BA 13439 MW-23S (400-191643-3), BA 13440 MW-37V (400-191643-4), BA 13441 MW-32V (400-191643-5), BA 13442 FB-1 (400-191643-6), BA 13443 MW-36V (400-191643-7), BA 13444 MW-34V (400-191643-8), BA 13445 MW-35V (400-191643-9), BA 13446 MW-33V (400-191643-10) and BA 13720 MW-20V (400-191643-11).

Method PrecSep_0: Radium 228 Prep Batch 160-478657. The following samples were prepared at a reduced aliquot to insure sufficient volume remains if needed for analysis: BA 13721 MW-20SV (400-191643-12), BA 13722 MW-20SV DUP (400-191643-13), BA 13723 MW-20 (400-191643-14), BA 13724 MW-18 (400-191643-15), BA 13724 MW-18 (400-191643-15[MS]), BA 13724 MW-18 (400-191643-15[MSD]), BA 13725 MW-17SV (400-191643-16), BA 13726 MW-17SV DUP (400-191643-17), BA 13727 MW-17V (400-191643-18), BA 13728 MW-26 (400-191643-19), BA 13729 MW-10 (400-191643-20), BA 13730 MW-11 (400-191643-21), BA 13731 MW-14 (400-191643-22), BA 13732 MW-30H (400-191643-23), BA 13733 FB-2 (400-191643-24), BA 13919 MW-4 (400-191643-25), BA 13919 MW-4 (400-191643-25[MS]), BA 13919 MW-4 (400-191643-25[MSD]), BA 13920 MW-3 (400-191643-26), BA 13921 MW-19 (400-191643-27) and BA 13922 MW-31VR (400-191643-28).

Method PrecSep_0: Radium 228 Prep Batch 160-478664. Insufficient sample volume was available to perform a sample duplicate for the following samples: BA 13923 MW-15R (400-191643-29), BA 13924 FB-4 (400-191643-30), BA 13925 MW-16V (400-191643-31), BA 13926 MW-16 (400-191643-32), BA 14035 MW-28H (400-191643-33), BA 14036 MW-29H (400-191643-34), BA 14037 MW-17 (400-191643-35), BA 14038 MW-13 (400-191643-36), BA 14039 MW-12 (400-191643-37), BA 14040 MW-7 (400-191643-38), BA 14041 MW-6 (400-191643-39), BA 14042 MW-21 (400-191643-40), BA 14043 MW-21 DUP (400-191643-41), BA 14044 MW-22 (400-191643-42), BA 14045 MW-22 DUP (400-191643-43), BA 14046 MW-5 (400-191643-44), BA 14047 MW-9 (400-191643-45), BA 14048 FB-3 (400-191643-46), BA 14049 EB-1 (400-191643-47) and BA 14050 MW-8 (400-191643-48). A laboratory control sample/ laboratory control sample duplicate (LCS/LCSD) were prepared instead to demonstrate batch precision.

Method PrecSep_0: Radium 228 Prep Batch 160-478664. The following samples were prepared at a reduced aliquot to insure sufficient volume remains if needed for analysis: BA 13923 MW-15R (400-191643-29), BA 13924 FB-4 (400-191643-30), BA 13925 MW-16V (400-191643-31), BA 13926 MW-16 (400-191643-32), BA 14035 MW-28H (400-191643-33), BA 14036 MW-29H (400-191643-34), BA 14037 MW-17 (400-191643-35), BA 14038 MW-13 (400-191643-36), BA 14039 MW-12 (400-191643-37), BA 14040 MW-7 (400-191643-38), BA 14041 MW-6 (400-191643-39), BA 14042 MW-21 (400-191643-40), BA 14043 MW-21 DUP (400-191643-41), BA 14044 MW-22 (400-191643-42), BA 14045 MW-22 DUP (400-191643-43), BA 14046 MW-5 (400-191643-44), BA 14047 MW-9 (400-191643-45), BA 14048 FB-3 (400-191643-46), BA 14049 EB-1 (400-191643-47) and BA 14050 MW-8 (400-191643-48).

Method PrecSep_0: Radium 228 Prep Batch 160-480890. Insufficient sample volume was available to perform a sample duplicate for the following samples: BA 13923 MW-15R (400-191643-29), BA 13924 FB-4 (400-191643-30), BA 13925 MW-16V (400-191643-31), BA 13926 MW-16 (400-191643-32), BA 14035 MW-28H (400-191643-33), BA 14036 MW-29H (400-191643-34), BA 14037 MW-17 (400-191643-35), BA 14039 MW-12 (400-191643-37), BA 14040 MW-7 (400-191643-38), BA 14045 MW-22 DUP (400-191643-43), BA 14046 MW-5 (400-191643-44) and BA 14049 EB-1 (400-191643-47). A laboratory control sample/ laboratory control sample duplicate (LCS/LCSD) were prepared instead to demonstrate batch precision. The following samples were prepared at a reduced aliquot due to re extraction of the samples: BA 13923 MW-15R (400-191643-29), BA 13924 FB-4 (400-191643-30), BA 13925 MW-16V (400-191643-31), BA 13926 MW-16 (400-191643-32), BA 14035 MW-28H (400-191643-33), BA 14036 MW-29H (400-191643-34), BA 14037 MW-17 (400-191643-35), BA 14039 MW-12 (400-191643-37), BA 14040 MW-7 (400-191643-38), BA 14045 MW-22 DUP (400-191643-43), BA 14046 MW-5 (400-191643-44) and BA 14049 EB-1 (400-191643-47).

Method PrecSep_0: Radium 228 Prep Batch 160-481572. The following samples were prepared at a reduced aliquot to insure sufficient volume remains if needed for analysis: BA 13721 MW-20SV (400-191643-12), BA 13722 MW-20SV DUP (400-191643-13), BA 13723 MW-20 (400-191643-14), BA 13724 MW-18 (400-191643-15), BA 13724 MW-18 (400-191643-15[MS]), BA 13724 MW-18 (400-191643-15[MSD]), BA 13725 MW-17SV (400-191643-16), BA 13726 MW-17SV DUP (400-191643-17), BA 13727 MW-17V (400-191643-18), BA 13728 MW-26 (400-191643-19), BA 13729 MW-10 (400-191643-20), BA 13730 MW-11 (400-191643-21), BA 13731 MW-14 (400-191643-22), BA 13732 MW-30H (400-191643-23), BA 13733 FB-2 (400-191643-24), BA 13919 MW-4 (400-191643-25), BA

Job ID: 400-191643-1 (Continued)

Laboratory: Eurofins TestAmerica, Pensacola (Continued)

13919 MW-4 (400-191643-25[MS]), BA 13919 MW-4 (400-191643-25[MSD]), BA 13920 MW-3 (400-191643-26), BA 13921 MW-19 (400-191643-27) and BA 13922 MW-31VR (400-191643-28).

Method PrecSep-21: Radium 226 Prep Batch 160-478597. The following samples were prepared at a reduced aliquot to insure sufficient volume remains if needed for analysis: BA 13437 MW-27 (400-191643-1), BA 13437 MW-27 (400-191643-1[MS]), BA 13437 MW-27 (400-191643-1[MSD]), BA 13438 MW-23D (400-191643-2), BA 13439 MW-23S (400-191643-3), BA 13440 MW-37V (400-191643-4), BA 13441 MW-32V (400-191643-5), BA 13442 FB-1 (400-191643-6), BA 13443 MW-36V (400-191643-7), BA 13444 MW-34V (400-191643-8), BA 13445 MW-35V (400-191643-9), BA 13446 MW-33V (400-191643-10) and BA 13720 MW-20V (400-191643-11).

Method PrecSep-21: Radium 226 Prep Batch 160-478643. The following samples were prepared at a reduced aliquot to insure sufficient volume remains if needed for analysis: BA 13721 MW-20SV (400-191643-12), BA 13722 MW-20SV DUP (400-191643-13), BA 13723 MW-20 (400-191643-14), BA 13724 MW-18 (400-191643-15), BA 13724 MW-18 (400-191643-15[MS]), BA 13724 MW-18 (400-191643-15[MSD]), BA 13725 MW-17SV (400-191643-16), BA 13726 MW-17SV DUP (400-191643-17), BA 13727 MW-17V (400-191643-18), BA 13728 MW-26 (400-191643-19), BA 13729 MW-10 (400-191643-20), BA 13730 MW-11 (400-191643-21), BA 13731 MW-14 (400-191643-22), BA 13732 MW-30H (400-191643-23), BA 13733 FB-2 (400-191643-24), BA 13919 MW-4 (400-191643-25), BA 13919 MW-4 (400-191643-25[MS]), BA 13919 MW-4 (400-191643-25[MSD]), BA 13920 MW-3 (400-191643-26), BA 13921 MW-19 (400-191643-27) and BA 13922 MW-31VR (400-191643-28).

Method PrecSep-21: Radium 226 Prep Batch 160-478660. The following samples were prepared at a reduced aliquot to insure sufficient volume remains if needed for analysis: BA 13923 MW-15R (400-191643-29), BA 13924 FB-4 (400-191643-30), BA 13925 MW-16V (400-191643-31), BA 13926 MW-16 (400-191643-32), BA 14035 MW-28H (400-191643-33), BA 14036 MW-29H (400-191643-34), BA 14037 MW-17 (400-191643-35), BA 14038 MW-13 (400-191643-36), BA 14039 MW-12 (400-191643-37), BA 14040 MW-7 (400-191643-38), BA 14041 MW-6 (400-191643-39), BA 14042 MW-21 (400-191643-40), BA 14043 MW-21 DUP (400-191643-41), BA 14044 MW-22 (400-191643-42), BA 14045 MW-22 DUP (400-191643-43), BA 14046 MW-5 (400-191643-44), BA 14047 MW-9 (400-191643-45), BA 14048 FB-3 (400-191643-46), BA 14049 EB-1 (400-191643-47) and BA 14050 MW-8 (400-191643-48).

Method PrecSep-21: Radium 226 Prep Batch 160-478660. Insufficient sample volume was available to perform a sample duplicate for the following samples: BA 13923 MW-15R (400-191643-29), BA 13924 FB-4 (400-191643-30), BA 13925 MW-16V (400-191643-31), BA 13926 MW-16 (400-191643-32), BA 14035 MW-28H (400-191643-33), BA 14036 MW-29H (400-191643-34), BA 14037 MW-17 (400-191643-35), BA 14038 MW-13 (400-191643-36), BA 14039 MW-12 (400-191643-37), BA 14040 MW-7 (400-191643-38), BA 14041 MW-6 (400-191643-39), BA 14042 MW-21 (400-191643-40), BA 14043 MW-21 DUP (400-191643-41), BA 14044 MW-22 (400-191643-42), BA 14045 MW-22 DUP (400-191643-43), BA 14046 MW-5 (400-191643-44), BA 14047 MW-9 (400-191643-45), BA 14048 FB-3 (400-191643-46), BA 14049 EB-1 (400-191643-47) and BA 14050 MW-8 (400-191643-48). A laboratory control sample/ laboratory control sample duplicate (LCS/LCSD) were prepared instead to demonstrate batch precision.

Method Summary

Client: Alabama Power General Test Laboratory
Project/Site: CCR Plant Gaston

Job ID: 400-191643-1
SDG: Gaston Ash Pond 1287

Method	Method Description	Protocol	Laboratory
9315	Radium-226 (GFPC)	SW846	TAL SL
9320	Radium-228 (GFPC)	SW846	TAL SL
Ra226_Ra228	Combined Radium-226 and Radium-228	TAL-STL	TAL SL
PrecSep_0	Preparation, Precipitate Separation	None	TAL SL
PrecSep-21	Preparation, Precipitate Separation (21-Day In-Growth)	None	TAL SL

Protocol References:

None = None

SW846 = "Test Methods For Evaluating Solid Waste, Physical/Chemical Methods", Third Edition, November 1986 And Its Updates.

TAL-STL = TestAmerica Laboratories, St. Louis, Facility Standard Operating Procedure.

Laboratory References:

TAL SL = Eurofins TestAmerica, St. Louis, 13715 Rider Trail North, Earth City, MO 63045, TEL (314)298-8566

Sample Summary

Client: Alabama Power General Test Laboratory
Project/Site: CCR Plant Gaston

Job ID: 400-191643-1
SDG: Gaston Ash Pond 1287

Lab Sample ID	Client Sample ID	Matrix	Collected	Received	Asset ID
400-191643-1	BA 13437 MW-27	Water	07/21/20 09:50	08/03/20 13:10	
400-191643-2	BA 13438 MW-23D	Water	07/21/20 11:50	08/03/20 13:10	
400-191643-3	BA 13439 MW-23S	Water	07/21/20 13:00	08/03/20 13:10	
400-191643-4	BA 13440 MW-37V	Water	07/20/20 10:57	08/03/20 13:10	
400-191643-5	BA 13441 MW-32V	Water	07/20/20 12:21	08/03/20 13:10	
400-191643-6	BA 13442 FB-1	Water	07/20/20 13:10	08/03/20 13:10	
400-191643-7	BA 13443 MW-36V	Water	07/20/20 14:32	08/03/20 13:10	
400-191643-8	BA 13444 MW-34V	Water	07/21/20 09:20	08/03/20 13:10	
400-191643-9	BA 13445 MW-35V	Water	07/21/20 11:56	08/03/20 13:10	
400-191643-10	BA 13446 MW-33V	Water	07/21/20 13:30	08/03/20 13:10	
400-191643-11	BA 13720 MW-20V	Water	07/22/20 09:32	08/03/20 13:10	
400-191643-12	BA 13721 MW-20SV	Water	07/22/20 11:05	08/03/20 13:10	
400-191643-13	BA 13722 MW-20SV DUP	Water	07/22/20 11:05	08/03/20 13:10	
400-191643-14	BA 13723 MW-20	Water	07/22/20 12:30	08/03/20 13:10	
400-191643-15	BA 13724 MW-18	Water	07/22/20 13:34	08/03/20 13:10	
400-191643-16	BA 13725 MW-17SV	Water	07/23/20 08:23	08/03/20 13:10	
400-191643-17	BA 13726 MW-17SV DUP	Water	07/23/20 08:23	08/03/20 13:10	
400-191643-18	BA 13727 MW-17V	Water	07/23/20 11:17	08/03/20 13:10	
400-191643-19	BA 13728 MW-26	Water	07/22/20 09:45	08/03/20 13:10	
400-191643-20	BA 13729 MW-10	Water	07/22/20 12:40	08/03/20 13:10	
400-191643-21	BA 13730 MW-11	Water	07/22/20 14:55	08/03/20 13:10	
400-191643-22	BA 13731 MW-14	Water	07/23/20 09:40	08/03/20 13:10	
400-191643-23	BA 13732 MW-30H	Water	07/23/20 11:30	08/03/20 13:10	
400-191643-24	BA 13733 FB-2	Water	07/23/20 12:05	08/03/20 13:10	
400-191643-25	BA 13919 MW-4	Water	07/27/20 10:10	08/03/20 13:10	
400-191643-26	BA 13920 MW-3	Water	07/27/20 11:42	08/03/20 13:10	
400-191643-27	BA 13921 MW-19	Water	07/27/20 13:37	08/03/20 13:10	
400-191643-28	BA 13922 MW-31VR	Water	07/27/20 15:23	08/03/20 13:10	
400-191643-29	BA 13923 MW-15R	Water	07/28/20 09:07	08/03/20 13:10	
400-191643-30	BA 13924 FB-4	Water	07/28/20 09:50	08/03/20 13:10	
400-191643-31	BA 13925 MW-16V	Water	07/28/20 10:55	08/03/20 13:10	
400-191643-32	BA 13926 MW-16	Water	07/28/20 11:59	08/03/20 13:10	
400-191643-33	BA 14035 MW-28H	Water	07/29/20 08:52	08/03/20 13:10	
400-191643-34	BA 14036 MW-29H	Water	07/29/20 10:27	08/03/20 13:10	
400-191643-35	BA 14037 MW-17	Water	07/29/20 11:57	08/03/20 13:10	
400-191643-36	BA 14038 MW-13	Water	07/27/20 10:55	08/03/20 13:10	
400-191643-37	BA 14039 MW-12	Water	07/27/20 14:10	08/03/20 13:10	
400-191643-38	BA 14040 MW-7	Water	07/28/20 09:25	08/03/20 13:10	
400-191643-39	BA 14041 MW-6	Water	07/28/20 10:30	08/03/20 13:10	
400-191643-40	BA 14042 MW-21	Water	07/28/20 11:25	08/03/20 13:10	
400-191643-41	BA 14043 MW-21 DUP	Water	07/28/20 11:25	08/03/20 13:10	
400-191643-42	BA 14044 MW-22	Water	07/28/20 12:25	08/03/20 13:10	
400-191643-43	BA 14045 MW-22 DUP	Water	07/28/20 12:25	08/03/20 13:10	
400-191643-44	BA 14046 MW-5	Water	07/28/20 13:40	08/03/20 13:10	
400-191643-45	BA 14047 MW-9	Water	07/29/20 09:50	08/03/20 13:10	
400-191643-46	BA 14048 FB-3	Water	07/29/20 10:55	08/03/20 13:10	
400-191643-47	BA 14049 EB-1	Water	07/29/20 11:05	08/03/20 13:10	
400-191643-48	BA 14050 MW-8	Water	07/29/20 11:25	08/03/20 13:10	

Client Sample ID: BA 13437 MW-27

Date Collected: 07/21/20 09:50
Date Received: 08/03/20 13:10

Lab Sample ID: 400-191643-1

Matrix: Water

Method: 9315 - Radium-226 (GFPC)

Analyte	Result	Qualifier	Count Uncert. (2σ+/-)	Total Uncert. (2σ+/-)	RL	MDC	Unit	Prepared	Analyzed	Dil Fac
Radium-226	0.0884	U	0.109	0.109	1.00	0.180	pCi/L	08/05/20 09:45	08/27/20 16:35	1

Carrier	*%Yield*	*Qualifier*	*Limits*	*Prepared*	*Analyzed*	*Dil Fac*
Ba Carrier	*98.8*		*40 - 110*	*08/05/20 09:45*	*08/27/20 16:35*	*1*

Method: 9320 - Radium-228 (GFPC)

Analyte	Result	Qualifier	Count Uncert. (2σ+/-)	Total Uncert. (2σ+/-)	RL	MDC	Unit	Prepared	Analyzed	Dil Fac
Radium-228	0.399	U	0.339	0.341	1.00	0.541	pCi/L	08/05/20 10:52	08/20/20 13:20	1

Carrier	*%Yield*	*Qualifier*	*Limits*	*Prepared*	*Analyzed*	*Dil Fac*
Ba Carrier	*98.8*		*40 - 110*	*08/05/20 10:52*	*08/20/20 13:20*	*1*
Y Carrier	*80.7*		*40 - 110*	*08/05/20 10:52*	*08/20/20 13:20*	*1*

Method: Ra226_Ra228 - Combined Radium-226 and Radium-228

Analyte	Result	Qualifier	Count Uncert. (2σ+/-)	Total Uncert. (2σ+/-)	RL	MDC	Unit	Prepared	Analyzed	Dil Fac
Combined Radium 226 + 228	0.488	U	0.356	0.358	5.00	0.541	pCi/L		09/09/20 18:57	1

Client Sample ID: BA 13438 MW-23D

Date Collected: 07/21/20 11:50
Date Received: 08/03/20 13:10

Lab Sample ID: 400-191643-2

Matrix: Water

Method: 9315 - Radium-226 (GFPC)

Analyte	Result	Qualifier	Count Uncert. (2σ+/-)	Total Uncert. (2σ+/-)	RL	MDC	Unit	Prepared	Analyzed	Dil Fac
Radium-226	0.0869	U	0.0799	0.0803	1.00	0.119	pCi/L	08/05/20 09:45	08/27/20 16:36	1

Carrier	*%Yield*	*Qualifier*	*Limits*	*Prepared*	*Analyzed*	*Dil Fac*
Ba Carrier	*95.2*		*40 - 110*	*08/05/20 09:45*	*08/27/20 16:36*	*1*

Method: 9320 - Radium-228 (GFPC)

Analyte	Result	Qualifier	Count Uncert. (2σ+/-)	Total Uncert. (2σ+/-)	RL	MDC	Unit	Prepared	Analyzed	Dil Fac
Radium-228	0.521	U	0.347	0.350	1.00	0.537	pCi/L	08/05/20 10:52	08/20/20 13:20	1

Carrier	*%Yield*	*Qualifier*	*Limits*	*Prepared*	*Analyzed*	*Dil Fac*
Ba Carrier	*95.2*		*40 - 110*	*08/05/20 10:52*	*08/20/20 13:20*	*1*
Y Carrier	*84.5*		*40 - 110*	*08/05/20 10:52*	*08/20/20 13:20*	*1*

Method: Ra226_Ra228 - Combined Radium-226 and Radium-228

Analyte	Result	Qualifier	Count Uncert. (2σ+/-)	Total Uncert. (2σ+/-)	RL	MDC	Unit	Prepared	Analyzed	Dil Fac
Combined Radium 226 + 228	**0.608**		0.356	0.359	5.00	0.537	pCi/L		09/09/20 18:57	1

Client Sample ID: BA 13439 MW-23S

Date Collected: 07/21/20 13:00
Date Received: 08/03/20 13:10

Lab Sample ID: 400-191643-3

Matrix: Water

Method: 9315 - Radium-226 (GFPC)

Analyte	Result	Qualifier	Count Uncert. (2σ+/-)	Total Uncert. (2σ+/-)	RL	MDC	Unit	Prepared	Analyzed	Dil Fac
Radium-226	0.120	U	0.116	0.116	1.00	0.183	pCi/L	08/05/20 09:45	08/27/20 18:46	1

Carrier	*%Yield*	*Qualifier*	*Limits*	*Prepared*	*Analyzed*	*Dil Fac*
Ba Carrier	*96.4*		*40 - 110*	*08/05/20 09:45*	*08/27/20 18:46*	*1*

Method: 9320 - Radium-228 (GFPC)

Analyte	Result	Qualifier	Count Uncert. (2σ+/-)	Total Uncert. (2σ+/-)	RL	MDC	Unit	Prepared	Analyzed	Dil Fac
Radium-228	0.446	U	0.330	0.332	1.00	0.518	pCi/L	08/05/20 10:52	08/20/20 13:22	1

Carrier	*%Yield*	*Qualifier*	*Limits*	*Prepared*	*Analyzed*	*Dil Fac*
Ba Carrier	*96.4*		*40 - 110*	*08/05/20 10:52*	*08/20/20 13:22*	*1*
Y Carrier	*87.1*		*40 - 110*	*08/05/20 10:52*	*08/20/20 13:22*	*1*

Method: Ra226_Ra228 - Combined Radium-226 and Radium-228

Analyte	Result	Qualifier	Count Uncert. (2σ+/-)	Total Uncert. (2σ+/-)	RL	MDC	Unit	Prepared	Analyzed	Dil Fac
Combined Radium 226 + 228	**0.566**		0.350	0.352	5.00	0.518	pCi/L		09/09/20 18:57	1

Client Sample ID: BA 13440 MW-37V

Date Collected: 07/20/20 10:57
Date Received: 08/03/20 13:10

Lab Sample ID: 400-191643-4

Matrix: Water

Method: 9315 - Radium-226 (GFPC)

Analyte	Result	Qualifier	Count Uncert. (2σ+/-)	Total Uncert. (2σ+/-)	RL	MDC	Unit	Prepared	Analyzed	Dil Fac
Radium-226	2.90		0.358	0.443	1.00	0.195	pCi/L	08/05/20 09:45	08/27/20 18:46	1

Carrier	*%Yield*	*Qualifier*	*Limits*	*Prepared*	*Analyzed*	*Dil Fac*
Ba Carrier	*94.6*		*40 - 110*	*08/05/20 09:45*	*08/27/20 18:46*	*1*

Method: 9320 - Radium-228 (GFPC)

Analyte	Result	Qualifier	Count Uncert. (2σ+/-)	Total Uncert. (2σ+/-)	RL	MDC	Unit	Prepared	Analyzed	Dil Fac
Radium-228	1.16		0.393	0.408	1.00	0.530	pCi/L	08/05/20 10:52	08/20/20 13:23	1

Carrier	*%Yield*	*Qualifier*	*Limits*	*Prepared*	*Analyzed*	*Dil Fac*
Ba Carrier	*94.6*		*40 - 110*	*08/05/20 10:52*	*08/20/20 13:23*	*1*
Y Carrier	*88.6*		*40 - 110*	*08/05/20 10:52*	*08/20/20 13:23*	*1*

Method: Ra226_Ra228 - Combined Radium-226 and Radium-228

Analyte	Result	Qualifier	Count Uncert. (2σ+/-)	Total Uncert. (2σ+/-)	RL	MDC	Unit	Prepared	Analyzed	Dil Fac
Combined Radium 226 + 228	4.06		0.532	0.602	5.00	0.530	pCi/L		09/09/20 18:57	1

Client Sample ID: BA 13441 MW-32V

Date Collected: 07/20/20 12:21
Date Received: 08/03/20 13:10

Lab Sample ID: 400-191643-5

Matrix: Water

Method: 9315 - Radium-226 (GFPC)

Analyte	Result	Qualifier	Count Uncert. (2σ+/-)	Total Uncert. (2σ+/-)	RL	MDC	Unit	Prepared	Analyzed	Dil Fac
Radium-226	0.402		0.145	0.150	1.00	0.147	pCi/L	08/05/20 09:45	08/27/20 18:46	1

Carrier	*%Yield*	*Qualifier*	*Limits*	*Prepared*	*Analyzed*	*Dil Fac*
Ba Carrier	*92.1*		*40 - 110*	*08/05/20 09:45*	*08/27/20 18:46*	*1*

Method: 9320 - Radium-228 (GFPC)

Analyte	Result	Qualifier	Count Uncert. (2σ+/-)	Total Uncert. (2σ+/-)	RL	MDC	Unit	Prepared	Analyzed	Dil Fac
Radium-228	1.00		0.413	0.423	1.00	0.587	pCi/L	08/05/20 10:52	08/20/20 13:23	1

Carrier	*%Yield*	*Qualifier*	*Limits*	*Prepared*	*Analyzed*	*Dil Fac*
Ba Carrier	*92.1*		*40 - 110*	*08/05/20 10:52*	*08/20/20 13:23*	*1*
Y Carrier	*82.6*		*40 - 110*	*08/05/20 10:52*	*08/20/20 13:23*	*1*

Method: Ra226_Ra228 - Combined Radium-226 and Radium-228

Analyte	Result	Qualifier	Count Uncert. (2σ+/-)	Total Uncert. (2σ+/-)	RL	MDC	Unit	Prepared	Analyzed	Dil Fac
Combined Radium 226 + 228	1.40		0.438	0.449	5.00	0.587	pCi/L		09/09/20 18:57	1

Client Sample ID: BA 13442 FB-1

Date Collected: 07/20/20 13:10
Date Received: 08/03/20 13:10

Lab Sample ID: 400-191643-6

Matrix: Water

Method: 9315 - Radium-226 (GFPC)

Analyte	Result	Qualifier	Count Uncert. (2σ+/-)	Total Uncert. (2σ+/-)	RL	MDC	Unit	Prepared	Analyzed	Dil Fac
Radium-226	0.105	U	0.0835	0.0840	1.00	0.117	pCi/L	08/05/20 09:45	08/27/20 18:47	1

Carrier	*%Yield*	*Qualifier*	*Limits*	*Prepared*	*Analyzed*	*Dil Fac*
Ba Carrier	*96.7*		*40 - 110*	*08/05/20 09:45*	*08/27/20 18:47*	*1*

Method: 9320 - Radium-228 (GFPC)

Analyte	Result	Qualifier	Count Uncert. (2σ+/-)	Total Uncert. (2σ+/-)	RL	MDC	Unit	Prepared	Analyzed	Dil Fac
Radium-228	0.0461	U	0.302	0.302	1.00	0.535	pCi/L	08/05/20 10:52	08/20/20 13:23	1

Carrier	*%Yield*	*Qualifier*	*Limits*	*Prepared*	*Analyzed*	*Dil Fac*
Ba Carrier	*96.7*		*40 - 110*	*08/05/20 10:52*	*08/20/20 13:23*	*1*
Y Carrier	*80.0*		*40 - 110*	*08/05/20 10:52*	*08/20/20 13:23*	*1*

Method: Ra226_Ra228 - Combined Radium-226 and Radium-228

Analyte	Result	Qualifier	Count Uncert. (2σ+/-)	Total Uncert. (2σ+/-)	RL	MDC	Unit	Prepared	Analyzed	Dil Fac
Combined Radium 226 + 228	0.151	U	0.313	0.313	5.00	0.535	pCi/L		09/09/20 18:57	1

Client Sample ID: BA 13443 MW-36V

Date Collected: 07/20/20 14:32
Date Received: 08/03/20 13:10

Lab Sample ID: 400-191643-7

Matrix: Water

Method: 9315 - Radium-226 (GFPC)

Analyte	Result	Qualifier	Count Uncert. (2σ+/-)	Total Uncert. (2σ+/-)	RL	MDC	Unit	Prepared	Analyzed	Dil Fac
Radium-226	0.747		0.180	0.192	1.00	0.116	pCi/L	08/05/20 09:45	08/27/20 20:43	1

Carrier	*%Yield*	*Qualifier*	*Limits*	*Prepared*	*Analyzed*	*Dil Fac*
Ba Carrier	*97.0*		*40 - 110*	*08/05/20 09:45*	*08/27/20 20:43*	*1*

Method: 9320 - Radium-228 (GFPC)

Analyte	Result	Qualifier	Count Uncert. (2σ+/-)	Total Uncert. (2σ+/-)	RL	MDC	Unit	Prepared	Analyzed	Dil Fac
Radium-228	0.792		0.365	0.372	1.00	0.527	pCi/L	08/05/20 10:52	08/20/20 13:23	1

Carrier	*%Yield*	*Qualifier*	*Limits*	*Prepared*	*Analyzed*	*Dil Fac*
Ba Carrier	*97.0*		*40 - 110*	*08/05/20 10:52*	*08/20/20 13:23*	*1*
Y Carrier	*81.9*		*40 - 110*	*08/05/20 10:52*	*08/20/20 13:23*	*1*

Method: Ra226_Ra228 - Combined Radium-226 and Radium-228

Analyte	Result	Qualifier	Count Uncert. (2σ+/-)	Total Uncert. (2σ+/-)	RL	MDC	Unit	Prepared	Analyzed	Dil Fac
Combined Radium 226 + 228	1.54		0.407	0.419	5.00	0.527	pCi/L		09/09/20 18:57	1

Client Sample ID: BA 13444 MW-34V

Date Collected: 07/21/20 09:20
Date Received: 08/03/20 13:10

Lab Sample ID: 400-191643-8

Matrix: Water

Method: 9315 - Radium-226 (GFPC)

Analyte	Result	Qualifier	Count Uncert. (2σ+/-)	Total Uncert. (2σ+/-)	RL	MDC	Unit	Prepared	Analyzed	Dil Fac
Radium-226	0.309		0.159	0.162	1.00	0.208	pCi/L	08/05/20 09:45	08/27/20 20:44	1

Carrier	*%Yield*	*Qualifier*	*Limits*	*Prepared*	*Analyzed*	*Dil Fac*
Ba Carrier	*81.9*		*40 - 110*	*08/05/20 09:45*	*08/27/20 20:44*	*1*

Method: 9320 - Radium-228 (GFPC)

Analyte	Result	Qualifier	Count Uncert. (2σ+/-)	Total Uncert. (2σ+/-)	RL	MDC	Unit	Prepared	Analyzed	Dil Fac
Radium-228	0.972		0.405	0.415	1.00	0.563	pCi/L	08/05/20 10:52	08/20/20 13:23	1

Carrier	*%Yield*	*Qualifier*	*Limits*	*Prepared*	*Analyzed*	*Dil Fac*
Ba Carrier	*81.9*		*40 - 110*	*08/05/20 10:52*	*08/20/20 13:23*	*1*
Y Carrier	*84.1*		*40 - 110*	*08/05/20 10:52*	*08/20/20 13:23*	*1*

Method: Ra226_Ra228 - Combined Radium-226 and Radium-228

Analyte	Result	Qualifier	Count Uncert. (2σ+/-)	Total Uncert. (2σ+/-)	RL	MDC	Unit	Prepared	Analyzed	Dil Fac
Combined Radium 226 + 228	1.28		0.435	0.445	5.00	0.563	pCi/L		09/09/20 18:57	1

Client Sample ID: BA 13445 MW-35V

Date Collected: 07/21/20 11:56
Date Received: 08/03/20 13:10

Lab Sample ID: 400-191643-9

Matrix: Water

Method: 9315 - Radium-226 (GFPC)

Analyte	Result	Qualifier	Count Uncert. (2σ+/-)	Total Uncert. (2σ+/-)	RL	MDC	Unit	Prepared	Analyzed	Dil Fac
Radium-226	0.171	U	0.129	0.130	1.00	0.193	pCi/L	08/05/20 09:45	08/27/20 20:44	1

Carrier	*%Yield*	*Qualifier*	*Limits*	*Prepared*	*Analyzed*	*Dil Fac*
Ba Carrier	*95.2*		*40 - 110*	*08/05/20 09:45*	*08/27/20 20:44*	*1*

Method: 9320 - Radium-228 (GFPC)

Analyte	Result	Qualifier	Count Uncert. (2σ+/-)	Total Uncert. (2σ+/-)	RL	MDC	Unit	Prepared	Analyzed	Dil Fac
Radium-228	0.366	U	0.321	0.322	1.00	0.511	pCi/L	08/05/20 10:52	08/20/20 13:23	1

Carrier	*%Yield*	*Qualifier*	*Limits*	*Prepared*	*Analyzed*	*Dil Fac*
Ba Carrier	*95.2*		*40 - 110*	*08/05/20 10:52*	*08/20/20 13:23*	*1*
Y Carrier	*77.4*		*40 - 110*	*08/05/20 10:52*	*08/20/20 13:23*	*1*

Method: Ra226_Ra228 - Combined Radium-226 and Radium-228

Analyte	Result	Qualifier	Count Uncert. (2σ+/-)	Total Uncert. (2σ+/-)	RL	MDC	Unit	Prepared	Analyzed	Dil Fac
Combined Radium 226 + 228	**0.537**		0.346	0.347	5.00	0.511	pCi/L		09/09/20 18:57	1

Client Sample ID: BA 13446 MW-33V

Date Collected: 07/21/20 13:30
Date Received: 08/03/20 13:10

Lab Sample ID: 400-191643-10

Matrix: Water

Method: 9315 - Radium-226 (GFPC)

Analyte	Result	Qualifier	Count Uncert. (2σ+/-)	Total Uncert. (2σ+/-)	RL	MDC	Unit	Prepared	Analyzed	Dil Fac
Radium-226	0.380		0.137	0.142	1.00	0.139	pCi/L	08/05/20 09:45	08/27/20 20:44	1

Carrier	*%Yield*	*Qualifier*	*Limits*	*Prepared*	*Analyzed*	*Dil Fac*
Ba Carrier	*98.2*		*40 - 110*	*08/05/20 09:45*	*08/27/20 20:44*	*1*

Method: 9320 - Radium-228 (GFPC)

Analyte	Result	Qualifier	Count Uncert. (2σ+/-)	Total Uncert. (2σ+/-)	RL	MDC	Unit	Prepared	Analyzed	Dil Fac
Radium-228	0.963		0.381	0.391	1.00	0.533	pCi/L	08/05/20 10:52	08/20/20 13:24	1

Carrier	*%Yield*	*Qualifier*	*Limits*	*Prepared*	*Analyzed*	*Dil Fac*
Ba Carrier	*98.2*		*40 - 110*	*08/05/20 10:52*	*08/20/20 13:24*	*1*
Y Carrier	*80.4*		*40 - 110*	*08/05/20 10:52*	*08/20/20 13:24*	*1*

Method: Ra226_Ra228 - Combined Radium-226 and Radium-228

Analyte	Result	Qualifier	Count Uncert. (2σ+/-)	Total Uncert. (2σ+/-)	RL	MDC	Unit	Prepared	Analyzed	Dil Fac
Combined Radium 226 + 228	1.34		0.405	0.416	5.00	0.533	pCi/L		09/09/20 18:57	1

Client Sample ID: BA 13720 MW-20V

Date Collected: 07/22/20 09:32
Date Received: 08/03/20 13:10

Lab Sample ID: 400-191643-11

Matrix: Water

Method: 9315 - Radium-226 (GFPC)

Analyte	Result	Qualifier	Count Uncert. (2σ+/-)	Total Uncert. (2σ+/-)	RL	MDC	Unit	Prepared	Analyzed	Dil Fac
Radium-226	**1.57**		0.262	0.297	1.00	0.175	pCi/L	08/05/20 09:45	08/28/20 07:29	1

Carrier	*%Yield*	*Qualifier*	*Limits*	*Prepared*	*Analyzed*	*Dil Fac*
Ba Carrier	*98.8*		*40 - 110*	*08/05/20 09:45*	*08/28/20 07:29*	*1*

Method: 9320 - Radium-228 (GFPC)

Analyte	Result	Qualifier	Count Uncert. (2σ+/-)	Total Uncert. (2σ+/-)	RL	MDC	Unit	Prepared	Analyzed	Dil Fac
Radium-228	0.133	U	0.281	0.281	1.00	0.482	pCi/L	08/05/20 10:52	08/20/20 13:24	1

Carrier	*%Yield*	*Qualifier*	*Limits*	*Prepared*	*Analyzed*	*Dil Fac*
Ba Carrier	*98.8*		*40 - 110*	*08/05/20 10:52*	*08/20/20 13:24*	*1*
Y Carrier	*87.5*		*40 - 110*	*08/05/20 10:52*	*08/20/20 13:24*	*1*

Method: Ra226_Ra228 - Combined Radium-226 and Radium-228

Analyte	Result	Qualifier	Count Uncert. (2σ+/-)	Total Uncert. (2σ+/-)	RL	MDC	Unit	Prepared	Analyzed	Dil Fac
Combined Radium 226 + 228	**1.70**		0.384	0.409	5.00	0.482	pCi/L		09/09/20 18:57	1

Client Sample ID: BA 13721 MW-20SV

Date Collected: 07/22/20 11:05
Date Received: 08/03/20 13:10

Lab Sample ID: 400-191643-12

Matrix: Water

Method: 9315 - Radium-226 (GFPC)

Analyte	Result	Qualifier	Count Uncert. (2σ+/-)	Total Uncert. (2σ+/-)	RL	MDC	Unit	Prepared	Analyzed	Dil Fac
Radium-226	**0.981**		0.256	0.271	1.00	0.244	pCi/L	08/06/20 08:09	08/28/20 15:42	1

Carrier	*%Yield*	*Qualifier*	*Limits*	*Prepared*	*Analyzed*	*Dil Fac*
Ba Carrier	*93.4*		*40 - 110*	*08/06/20 08:09*	*08/28/20 15:42*	*1*

Method: 9320 - Radium-228 (GFPC)

Analyte	Result	Qualifier	Count Uncert. (2σ+/-)	Total Uncert. (2σ+/-)	RL	MDC	Unit	Prepared	Analyzed	Dil Fac
Radium-228	0.479	U G	0.793	0.794	1.00	1.34	pCi/L	09/03/20 12:55	09/11/20 12:41	1

Carrier	*%Yield*	*Qualifier*	*Limits*	*Prepared*	*Analyzed*	*Dil Fac*
Ba Carrier	*93.9*		*40 - 110*	*09/03/20 12:55*	*09/11/20 12:41*	*1*
Y Carrier	*80.7*		*40 - 110*	*09/03/20 12:55*	*09/11/20 12:41*	*1*

Method: Ra226_Ra228 - Combined Radium-226 and Radium-228

Analyte	Result	Qualifier	Count Uncert. (2σ+/-)	Total Uncert. (2σ+/-)	RL	MDC	Unit	Prepared	Analyzed	Dil Fac
Combined Radium 226 + 228	**1.46**		0.833	0.839	5.00	1.34	pCi/L		09/14/20 11:02	1

Client Sample ID: BA 13722 MW-20SV DUP

Date Collected: 07/22/20 11:05
Date Received: 08/03/20 13:10

Lab Sample ID: 400-191643-13

Matrix: Water

Method: 9315 - Radium-226 (GFPC)

Analyte	Result	Qualifier	Count Uncert. (2σ+/-)	Total Uncert. (2σ+/-)	RL	MDC	Unit	Prepared	Analyzed	Dil Fac
Radium-226	**0.943**		0.230	0.245	1.00	0.177	pCi/L	08/06/20 08:09	08/28/20 15:42	1

Carrier	*%Yield*	*Qualifier*	*Limits*	*Prepared*	*Analyzed*	*Dil Fac*
Ba Carrier	*94.9*		*40 - 110*	*08/06/20 08:09*	*08/28/20 15:42*	*1*

Method: 9320 - Radium-228 (GFPC)

Analyte	Result	Qualifier	Count Uncert. (2σ+/-)	Total Uncert. (2σ+/-)	RL	MDC	Unit	Prepared	Analyzed	Dil Fac
Radium-228	-0.565	U G	0.792	0.794	1.00	1.49	pCi/L	09/03/20 12:55	09/11/20 12:41	1

Carrier	*%Yield*	*Qualifier*	*Limits*	*Prepared*	*Analyzed*	*Dil Fac*
Ba Carrier	*90.5*		*40 - 110*	*09/03/20 12:55*	*09/11/20 12:41*	*1*
Y Carrier	*77.8*		*40 - 110*	*09/03/20 12:55*	*09/11/20 12:41*	*1*

Method: Ra226_Ra228 - Combined Radium-226 and Radium-228

Analyte	Result	Qualifier	Count Uncert. (2σ+/-)	Total Uncert. (2σ+/-)	RL	MDC	Unit	Prepared	Analyzed	Dil Fac
Combined Radium 226 + 228	0.378	U	0.825	0.831	5.00	1.49	pCi/L		09/14/20 11:02	1

Client Sample ID: BA 13723 MW-20

Date Collected: 07/22/20 12:30
Date Received: 08/03/20 13:10

Lab Sample ID: 400-191643-14

Matrix: Water

Method: 9315 - Radium-226 (GFPC)

Analyte	Result	Qualifier	Count Uncert. (2σ+/-)	Total Uncert. (2σ+/-)	RL	MDC	Unit	Prepared	Analyzed	Dil Fac
Radium-226	13.9		0.819	1.50	1.00	0.140	pCi/L	08/06/20 08:09	08/28/20 15:41	1

Carrier	*%Yield*	*Qualifier*	*Limits*	*Prepared*	*Analyzed*	*Dil Fac*
Ba Carrier	*100*		*40 - 110*	*08/06/20 08:09*	*08/28/20 15:41*	*1*

Method: 9320 - Radium-228 (GFPC)

Analyte	Result	Qualifier	Count Uncert. (2σ+/-)	Total Uncert. (2σ+/-)	RL	MDC	Unit	Prepared	Analyzed	Dil Fac
Radium-228	1.73	G	0.920	0.933	1.00	1.37	pCi/L	09/03/20 12:55	09/11/20 12:42	1

Carrier	*%Yield*	*Qualifier*	*Limits*	*Prepared*	*Analyzed*	*Dil Fac*
Ba Carrier	*90.2*		*40 - 110*	*09/03/20 12:55*	*09/11/20 12:42*	*1*
Y Carrier	*74.4*		*40 - 110*	*09/03/20 12:55*	*09/11/20 12:42*	*1*

Method: Ra226_Ra228 - Combined Radium-226 and Radium-228

Analyte	Result	Qualifier	Count Uncert. (2σ+/-)	Total Uncert. (2σ+/-)	RL	MDC	Unit	Prepared	Analyzed	Dil Fac
Combined Radium 226 + 228	15.6		1.23	1.77	5.00	1.37	pCi/L		09/14/20 11:02	1

Client Sample ID: BA 13724 MW-18

Date Collected: 07/22/20 13:34
Date Received: 08/03/20 13:10

Lab Sample ID: 400-191643-15

Matrix: Water

Method: 9315 - Radium-226 (GFPC)

Analyte	Result	Qualifier	Count Uncert. (2σ+/-)	Total Uncert. (2σ+/-)	RL	MDC	Unit	Prepared	Analyzed	Dil Fac
Radium-226	0.641		0.176	0.185	1.00	0.126	pCi/L	08/06/20 08:09	08/30/20 14:55	1

Carrier	*%Yield*	*Qualifier*	*Limits*	*Prepared*	*Analyzed*	*Dil Fac*
Ba Carrier	*94.3*		*40 - 110*	*08/06/20 08:09*	*08/30/20 14:55*	*1*

Method: 9320 - Radium-228 (GFPC)

Analyte	Result	Qualifier	Count Uncert. (2σ+/-)	Total Uncert. (2σ+/-)	RL	MDC	Unit	Prepared	Analyzed	Dil Fac
Radium-228	1.71	G	0.947	0.960	1.00	1.41	pCi/L	09/03/20 12:55	09/11/20 12:42	1

Carrier	*%Yield*	*Qualifier*	*Limits*	*Prepared*	*Analyzed*	*Dil Fac*
Ba Carrier	*82.6*		*40 - 110*	*09/03/20 12:55*	*09/11/20 12:42*	*1*
Y Carrier	*76.3*		*40 - 110*	*09/03/20 12:55*	*09/11/20 12:42*	*1*

Method: Ra226_Ra228 - Combined Radium-226 and Radium-228

Analyte	Result	Qualifier	Count Uncert. (2σ+/-)	Total Uncert. (2σ+/-)	RL	MDC	Unit	Prepared	Analyzed	Dil Fac
Combined Radium 226 + 228	2.35		0.963	0.978	5.00	1.41	pCi/L		09/14/20 11:02	1

Client Sample ID: BA 13725 MW-17SV

Date Collected: 07/23/20 08:23
Date Received: 08/03/20 13:10

Lab Sample ID: 400-191643-16

Matrix: Water

Method: 9315 - Radium-226 (GFPC)

Analyte	Result	Qualifier	Count Uncert. (2σ+/-)	Total Uncert. (2σ+/-)	RL	MDC	Unit	Prepared	Analyzed	Dil Fac
Radium-226	**0.304**		0.132	0.134	1.00	0.148	pCi/L	08/06/20 08:09	08/30/20 14:56	1

Carrier	*%Yield*	*Qualifier*	*Limits*	*Prepared*	*Analyzed*	*Dil Fac*
Ba Carrier	*98.5*		*40 - 110*	*08/06/20 08:09*	*08/30/20 14:56*	*1*

Method: 9320 - Radium-228 (GFPC)

Analyte	Result	Qualifier	Count Uncert. (2σ+/-)	Total Uncert. (2σ+/-)	RL	MDC	Unit	Prepared	Analyzed	Dil Fac
Radium-228	0.954	U G	0.948	0.952	1.00	1.54	pCi/L	09/03/20 12:55	09/11/20 12:42	1

Carrier	*%Yield*	*Qualifier*	*Limits*	*Prepared*	*Analyzed*	*Dil Fac*
Ba Carrier	*86.2*		*40 - 110*	*09/03/20 12:55*	*09/11/20 12:42*	*1*
Y Carrier	*74.8*		*40 - 110*	*09/03/20 12:55*	*09/11/20 12:42*	*1*

Method: Ra226_Ra228 - Combined Radium-226 and Radium-228

Analyte	Result	Qualifier	Count Uncert. (2σ+/-)	Total Uncert. (2σ+/-)	RL	MDC	Unit	Prepared	Analyzed	Dil Fac
Combined Radium 226 + 228	1.26	U	0.957	0.961	5.00	1.54	pCi/L		09/14/20 11:02	1

Client Sample ID: BA 13726 MW-17SV DUP

Date Collected: 07/23/20 08:23
Date Received: 08/03/20 13:10

Lab Sample ID: 400-191643-17

Matrix: Water

Method: 9315 - Radium-226 (GFPC)

Analyte	Result	Qualifier	Count Uncert. (2σ+/-)	Total Uncert. (2σ+/-)	RL	MDC	Unit	Prepared	Analyzed	Dil Fac
Radium-226	0.411		0.143	0.148	1.00	0.119	pCi/L	08/06/20 08:09	08/30/20 15:02	1

Carrier	*%Yield*	*Qualifier*	*Limits*	*Prepared*	*Analyzed*	*Dil Fac*
Ba Carrier	*92.4*		*40 - 110*	*08/06/20 08:09*	*08/30/20 15:02*	*1*

Method: 9320 - Radium-228 (GFPC)

Analyte	Result	Qualifier	Count Uncert. (2σ+/-)	Total Uncert. (2σ+/-)	RL	MDC	Unit	Prepared	Analyzed	Dil Fac
Radium-228	3.73	F *	0.610	0.699	1.00	0.632	pCi/L	08/06/20 08:54	08/24/20 12:45	1

Carrier	*%Yield*	*Qualifier*	*Limits*	*Prepared*	*Analyzed*	*Dil Fac*
Ba Carrier	*92.4*		*40 - 110*	*08/06/20 08:54*	*08/24/20 12:45*	*1*
Y Carrier	*80.0*		*40 - 110*	*08/06/20 08:54*	*08/24/20 12:45*	*1*

Method: Ra226_Ra228 - Combined Radium-226 and Radium-228

Analyte	Result	Qualifier	Count Uncert. (2σ+/-)	Total Uncert. (2σ+/-)	RL	MDC	Unit	Prepared	Analyzed	Dil Fac
Combined Radium 226 + 228	4.14		0.627	0.714	5.00	0.632	pCi/L		09/14/20 11:02	1

Client Sample ID: BA 13727 MW-17V

Date Collected: 07/23/20 11:17
Date Received: 08/03/20 13:10

Lab Sample ID: 400-191643-18

Matrix: Water

Method: 9315 - Radium-226 (GFPC)

Analyte	Result	Qualifier	Count Uncert. (2σ+/-)	Total Uncert. (2σ+/-)	RL	MDC	Unit	Prepared	Analyzed	Dil Fac
Radium-226	5.56		0.486	0.697	1.00	0.130	pCi/L	08/06/20 08:09	08/30/20 15:02	1

Carrier	*%Yield*	*Qualifier*	*Limits*	*Prepared*	*Analyzed*	*Dil Fac*
Ba Carrier	*95.2*		*40 - 110*	*08/06/20 08:09*	*08/30/20 15:02*	*1*

Method: 9320 - Radium-228 (GFPC)

Analyte	Result	Qualifier	Count Uncert. (2σ+/-)	Total Uncert. (2σ+/-)	RL	MDC	Unit	Prepared	Analyzed	Dil Fac
Radium-228	2.66	F *	0.545	0.597	1.00	0.627	pCi/L	08/06/20 08:54	08/24/20 12:45	1

Carrier	*%Yield*	*Qualifier*	*Limits*	*Prepared*	*Analyzed*	*Dil Fac*
Ba Carrier	*95.2*		*40 - 110*	*08/06/20 08:54*	*08/24/20 12:45*	*1*
Y Carrier	*79.6*		*40 - 110*	*08/06/20 08:54*	*08/24/20 12:45*	*1*

Method: Ra226_Ra228 - Combined Radium-226 and Radium-228

Analyte	Result	Qualifier	Count Uncert. (2σ+/-)	Total Uncert. (2σ+/-)	RL	MDC	Unit	Prepared	Analyzed	Dil Fac
Combined Radium 226 + 228	8.21		0.730	0.918	5.00	0.627	pCi/L		09/14/20 11:02	1

Client Sample ID: BA 13728 MW-26

Date Collected: 07/22/20 09:45
Date Received: 08/03/20 13:10

Lab Sample ID: 400-191643-19

Matrix: Water

Method: 9315 - Radium-226 (GFPC)

Analyte	Result	Qualifier	Count Uncert. (2σ+/-)	Total Uncert. (2σ+/-)	RL	MDC	Unit	Prepared	Analyzed	Dil Fac
Radium-226	0.0914	U	0.0891	0.0895	1.00	0.136	pCi/L	08/06/20 08:09	08/30/20 15:03	1

Carrier	*%Yield*	*Qualifier*	*Limits*	*Prepared*	*Analyzed*	*Dil Fac*
Ba Carrier	*91.5*		*40 - 110*	*08/06/20 08:09*	*08/30/20 15:03*	*1*

Method: 9320 - Radium-228 (GFPC)

Analyte	Result	Qualifier	Count Uncert. (2σ+/-)	Total Uncert. (2σ+/-)	RL	MDC	Unit	Prepared	Analyzed	Dil Fac
Radium-228	**0.622**	**F ***	0.387	0.391	1.00	0.593	pCi/L	08/06/20 08:54	08/24/20 12:49	1

Carrier	*%Yield*	*Qualifier*	*Limits*	*Prepared*	*Analyzed*	*Dil Fac*
Ba Carrier	*91.5*		*40 - 110*	*08/06/20 08:54*	*08/24/20 12:49*	*1*
Y Carrier	*82.2*		*40 - 110*	*08/06/20 08:54*	*08/24/20 12:49*	*1*

Method: Ra226_Ra228 - Combined Radium-226 and Radium-228

Analyte	Result	Qualifier	Count Uncert. (2σ+/-)	Total Uncert. (2σ+/-)	RL	MDC	Unit	Prepared	Analyzed	Dil Fac
Combined Radium 226 + 228	**0.713**		0.397	0.401	5.00	0.593	pCi/L		09/14/20 11:02	1

Client Sample ID: BA 13729 MW-10

Date Collected: 07/22/20 12:40
Date Received: 08/03/20 13:10

Lab Sample ID: 400-191643-20

Matrix: Water

Method: 9315 - Radium-226 (GFPC)

Analyte	Result	Qualifier	Count Uncert. (2σ+/-)	Total Uncert. (2σ+/-)	RL	MDC	Unit	Prepared	Analyzed	Dil Fac
Radium-226	0.0604	U	0.109	0.109	1.00	0.191	pCi/L	08/06/20 08:09	08/30/20 15:03	1

Carrier	*%Yield*	*Qualifier*	*Limits*	*Prepared*	*Analyzed*	*Dil Fac*
Ba Carrier	*90.3*		*40 - 110*	*08/06/20 08:09*	*08/30/20 15:03*	*1*

Method: 9320 - Radium-228 (GFPC)

Analyte	Result	Qualifier	Count Uncert. (2σ+/-)	Total Uncert. (2σ+/-)	RL	MDC	Unit	Prepared	Analyzed	Dil Fac
Radium-228	0.125	U F *	0.327	0.327	1.00	0.569	pCi/L	08/06/20 08:54	08/24/20 12:49	1

Carrier	*%Yield*	*Qualifier*	*Limits*	*Prepared*	*Analyzed*	*Dil Fac*
Ba Carrier	*90.3*		*40 - 110*	*08/06/20 08:54*	*08/24/20 12:49*	*1*
Y Carrier	*75.9*		*40 - 110*	*08/06/20 08:54*	*08/24/20 12:49*	*1*

Method: Ra226_Ra228 - Combined Radium-226 and Radium-228

Analyte	Result	Qualifier	Count Uncert. (2σ+/-)	Total Uncert. (2σ+/-)	RL	MDC	Unit	Prepared	Analyzed	Dil Fac
Combined Radium 226 + 228	0.185	U	0.345	0.345	5.00	0.569	pCi/L		09/14/20 11:02	1

Client Sample ID: BA 13730 MW-11

Date Collected: 07/22/20 14:55
Date Received: 08/03/20 13:10

Lab Sample ID: 400-191643-21

Matrix: Water

Method: 9315 - Radium-226 (GFPC)

Analyte	Result	Qualifier	Count Uncert. (2σ+/-)	Total Uncert. (2σ+/-)	RL	MDC	Unit	Prepared	Analyzed	Dil Fac
Radium-226	-0.0253	U	0.0635	0.0635	1.00	0.149	pCi/L	08/06/20 08:09	08/30/20 15:03	1

Carrier	*%Yield*	*Qualifier*	*Limits*	*Prepared*	*Analyzed*	*Dil Fac*
Ba Carrier	*93.1*		*40 - 110*	*08/06/20 08:09*	*08/30/20 15:03*	*1*

Method: 9320 - Radium-228 (GFPC)

Analyte	Result	Qualifier	Count Uncert. (2σ+/-)	Total Uncert. (2σ+/-)	RL	MDC	Unit	Prepared	Analyzed	Dil Fac
Radium-228	0.266	U F *	0.312	0.313	1.00	0.514	pCi/L	08/06/20 08:54	08/24/20 12:49	1

Carrier	*%Yield*	*Qualifier*	*Limits*	*Prepared*	*Analyzed*	*Dil Fac*
Ba Carrier	*93.1*		*40 - 110*	*08/06/20 08:54*	*08/24/20 12:49*	*1*
Y Carrier	*81.9*		*40 - 110*	*08/06/20 08:54*	*08/24/20 12:49*	*1*

Method: Ra226_Ra228 - Combined Radium-226 and Radium-228

Analyte	Result	Qualifier	Count Uncert. (2σ+/-)	Total Uncert. (2σ+/-)	RL	MDC	Unit	Prepared	Analyzed	Dil Fac
Combined Radium 226 + 228	0.240	U	0.318	0.319	5.00	0.514	pCi/L		09/14/20 11:02	1

Client Sample ID: BA 13731 MW-14

Date Collected: 07/23/20 09:40
Date Received: 08/03/20 13:10

Lab Sample ID: 400-191643-22

Matrix: Water

Method: 9315 - Radium-226 (GFPC)

Analyte	Result	Qualifier	Count Uncert. (2σ+/-)	Total Uncert. (2σ+/-)	RL	MDC	Unit	Prepared	Analyzed	Dil Fac
Radium-226	0.436		0.160	0.165	1.00	0.175	pCi/L	08/06/20 08:09	08/30/20 15:03	1

Carrier	*%Yield*	*Qualifier*	*Limits*	*Prepared*	*Analyzed*	*Dil Fac*
Ba Carrier	*95.8*		*40 - 110*	*08/06/20 08:09*	*08/30/20 15:03*	*1*

Method: 9320 - Radium-228 (GFPC)

Analyte	Result	Qualifier	Count Uncert. (2σ+/-)	Total Uncert. (2σ+/-)	RL	MDC	Unit	Prepared	Analyzed	Dil Fac
Radium-228	1.04	F *	0.432	0.442	1.00	0.620	pCi/L	08/06/20 08:54	08/24/20 12:49	1

Carrier	*%Yield*	*Qualifier*	*Limits*	*Prepared*	*Analyzed*	*Dil Fac*
Ba Carrier	*95.8*		*40 - 110*	*08/06/20 08:54*	*08/24/20 12:49*	*1*
Y Carrier	*81.9*		*40 - 110*	*08/06/20 08:54*	*08/24/20 12:49*	*1*

Method: Ra226_Ra228 - Combined Radium-226 and Radium-228

Analyte	Result	Qualifier	Count Uncert. (2σ+/-)	Total Uncert. (2σ+/-)	RL	MDC	Unit	Prepared	Analyzed	Dil Fac
Combined Radium 226 + 228	1.48		0.461	0.472	5.00	0.620	pCi/L		09/14/20 11:02	1

Client Sample ID: BA 13732 MW-30H

Date Collected: 07/23/20 11:30
Date Received: 08/03/20 13:10

Lab Sample ID: 400-191643-23

Matrix: Water

Method: 9315 - Radium-226 (GFPC)

Analyte	Result	Qualifier	Count Uncert. (2σ+/-)	Total Uncert. (2σ+/-)	RL	MDC	Unit	Prepared	Analyzed	Dil Fac
Radium-226	0.824		0.195	0.209	1.00	0.125	pCi/L	08/06/20 08:09	08/30/20 17:24	1

Carrier	*%Yield*	*Qualifier*	*Limits*	*Prepared*	*Analyzed*	*Dil Fac*
Ba Carrier	*95.2*		*40 - 110*	*08/06/20 08:09*	*08/30/20 17:24*	*1*

Method: 9320 - Radium-228 (GFPC)

Analyte	Result	Qualifier	Count Uncert. (2σ+/-)	Total Uncert. (2σ+/-)	RL	MDC	Unit	Prepared	Analyzed	Dil Fac
Radium-228	1.31	F *	0.409	0.427	1.00	0.522	pCi/L	08/06/20 08:54	08/24/20 12:49	1

Carrier	*%Yield*	*Qualifier*	*Limits*	*Prepared*	*Analyzed*	*Dil Fac*
Ba Carrier	*95.2*		*40 - 110*	*08/06/20 08:54*	*08/24/20 12:49*	*1*
Y Carrier	*78.9*		*40 - 110*	*08/06/20 08:54*	*08/24/20 12:49*	*1*

Method: Ra226_Ra228 - Combined Radium-226 and Radium-228

Analyte	Result	Qualifier	Count Uncert. (2σ+/-)	Total Uncert. (2σ+/-)	RL	MDC	Unit	Prepared	Analyzed	Dil Fac
Combined Radium 226 + 228	2.13		0.453	0.475	5.00	0.522	pCi/L		09/14/20 11:02	1

Client Sample ID: BA 13733 FB-2

Date Collected: 07/23/20 12:05
Date Received: 08/03/20 13:10

Lab Sample ID: 400-191643-24

Matrix: Water

Method: 9315 - Radium-226 (GFPC)

Analyte	Result	Qualifier	Count Uncert. (2σ+/-)	Total Uncert. (2σ+/-)	RL	MDC	Unit	Prepared	Analyzed	Dil Fac
Radium-226	0.0448	U	0.0665	0.0666	1.00	0.114	pCi/L	08/06/20 08:09	09/02/20 19:43	1

Carrier	*%Yield*	*Qualifier*	*Limits*	*Prepared*	*Analyzed*	*Dil Fac*
Ba Carrier	*90.0*		*40 - 110*	*08/06/20 08:09*	*09/02/20 19:43*	*1*

Method: 9320 - Radium-228 (GFPC)

Analyte	Result	Qualifier	Count Uncert. (2σ+/-)	Total Uncert. (2σ+/-)	RL	MDC	Unit	Prepared	Analyzed	Dil Fac
Radium-228	0.983	U G	0.909	0.914	1.00	1.47	pCi/L	09/03/20 12:55	09/11/20 12:45	1

Carrier	*%Yield*	*Qualifier*	*Limits*	*Prepared*	*Analyzed*	*Dil Fac*
Ba Carrier	*82.0*		*40 - 110*	*09/03/20 12:55*	*09/11/20 12:45*	*1*
Y Carrier	*81.1*		*40 - 110*	*09/03/20 12:55*	*09/11/20 12:45*	*1*

Method: Ra226_Ra228 - Combined Radium-226 and Radium-228

Analyte	Result	Qualifier	Count Uncert. (2σ+/-)	Total Uncert. (2σ+/-)	RL	MDC	Unit	Prepared	Analyzed	Dil Fac
Combined Radium 226 + 228	1.03	U	0.911	0.916	5.00	1.47	pCi/L		09/14/20 11:02	1

Client Sample ID: BA 13919 MW-4

Date Collected: 07/27/20 10:10
Date Received: 08/03/20 13:10

Lab Sample ID: 400-191643-25

Matrix: Water

Method: 9315 - Radium-226 (GFPC)

Analyte	Result	Qualifier	Count Uncert. (2σ+/-)	Total Uncert. (2σ+/-)	RL	MDC	Unit	Prepared	Analyzed	Dil Fac
Radium-226	**0.147**		0.0979	0.0988	1.00	0.127	pCi/L	08/06/20 08:09	08/30/20 15:04	1

Carrier	*%Yield*	*Qualifier*	*Limits*	*Prepared*	*Analyzed*	*Dil Fac*
Ba Carrier	*95.5*		*40 - 110*	*08/06/20 08:09*	*08/30/20 15:04*	*1*

Method: 9320 - Radium-228 (GFPC)

Analyte	Result	Qualifier	Count Uncert. (2σ+/-)	Total Uncert. (2σ+/-)	RL	MDC	Unit	Prepared	Analyzed	Dil Fac
Radium-228	0.823	U G	0.904	0.907	1.00	1.48	pCi/L	09/03/20 12:55	09/11/20 12:45	1

Carrier	*%Yield*	*Qualifier*	*Limits*	*Prepared*	*Analyzed*	*Dil Fac*
Ba Carrier	*83.8*		*40 - 110*	*09/03/20 12:55*	*09/11/20 12:45*	*1*
Y Carrier	*81.1*		*40 - 110*	*09/03/20 12:55*	*09/11/20 12:45*	*1*

Method: Ra226_Ra228 - Combined Radium-226 and Radium-228

Analyte	Result	Qualifier	Count Uncert. (2σ+/-)	Total Uncert. (2σ+/-)	RL	MDC	Unit	Prepared	Analyzed	Dil Fac
Combined Radium 226 + 228	0.970	U	0.909	0.912	5.00	1.48	pCi/L		09/14/20 11:02	1

Client Sample ID: BA 13920 MW-3

Date Collected: 07/27/20 11:42
Date Received: 08/03/20 13:10

Lab Sample ID: 400-191643-26

Matrix: Water

Method: 9315 - Radium-226 (GFPC)

Analyte	Result	Qualifier	Count Uncert. (2σ+/-)	Total Uncert. (2σ+/-)	RL	MDC	Unit	Prepared	Analyzed	Dil Fac
Radium-226	-0.00561	U	0.0652	0.0652	1.00	0.138	pCi/L	08/06/20 08:09	09/01/20 14:11	1

Carrier	*%Yield*	*Qualifier*	*Limits*	*Prepared*	*Analyzed*	*Dil Fac*
Ba Carrier	*95.5*		*40 - 110*	*08/06/20 08:09*	*09/01/20 14:11*	*1*

Method: 9320 - Radium-228 (GFPC)

Analyte	Result	Qualifier	Count Uncert. (2σ+/-)	Total Uncert. (2σ+/-)	RL	MDC	Unit	Prepared	Analyzed	Dil Fac
Radium-228	-0.0598	U G	0.774	0.774	1.00	1.39	pCi/L	09/03/20 12:55	09/11/20 12:46	1

Carrier	*%Yield*	*Qualifier*	*Limits*	*Prepared*	*Analyzed*	*Dil Fac*
Ba Carrier	*86.5*		*40 - 110*	*09/03/20 12:55*	*09/11/20 12:46*	*1*
Y Carrier	*80.7*		*40 - 110*	*09/03/20 12:55*	*09/11/20 12:46*	*1*

Method: Ra226_Ra228 - Combined Radium-226 and Radium-228

Analyte	Result	Qualifier	Count Uncert. (2σ+/-)	Total Uncert. (2σ+/-)	RL	MDC	Unit	Prepared	Analyzed	Dil Fac
Combined Radium 226 + 228	-0.0654	U	0.777	0.777	5.00	1.39	pCi/L		09/14/20 11:02	1

Client Sample ID: BA 13921 MW-19

Date Collected: 07/27/20 13:37
Date Received: 08/03/20 13:10

Lab Sample ID: 400-191643-27

Matrix: Water

Method: 9315 - Radium-226 (GFPC)

Analyte	Result	Qualifier	Count Uncert. (2σ+/-)	Total Uncert. (2σ+/-)	RL	MDC	Unit	Prepared	Analyzed	Dil Fac
Radium-226	0.176	U	0.135	0.136	1.00	0.200	pCi/L	08/06/20 08:09	08/30/20 17:24	1

Carrier	*%Yield*	*Qualifier*	*Limits*	*Prepared*	*Analyzed*	*Dil Fac*
Ba Carrier	*91.5*		*40 - 110*	*08/06/20 08:09*	*08/30/20 17:24*	*1*

Method: 9320 - Radium-228 (GFPC)

Analyte	Result	Qualifier	Count Uncert. (2σ+/-)	Total Uncert. (2σ+/-)	RL	MDC	Unit	Prepared	Analyzed	Dil Fac
Radium-228	**1.50**	**G**	0.785	0.797	1.00	1.16	pCi/L	09/03/20 12:55	09/11/20 12:46	1

Carrier	*%Yield*	*Qualifier*	*Limits*	*Prepared*	*Analyzed*	*Dil Fac*
Ba Carrier	*93.0*		*40 - 110*	*09/03/20 12:55*	*09/11/20 12:46*	*1*
Y Carrier	*83.0*		*40 - 110*	*09/03/20 12:55*	*09/11/20 12:46*	*1*

Method: Ra226_Ra228 - Combined Radium-226 and Radium-228

Analyte	Result	Qualifier	Count Uncert. (2σ+/-)	Total Uncert. (2σ+/-)	RL	MDC	Unit	Prepared	Analyzed	Dil Fac
Combined Radium 226 + 228	**1.68**		0.797	0.809	5.00	1.16	pCi/L		09/14/20 11:02	1

Client Sample ID: BA 13922 MW-31VR

Date Collected: 07/27/20 15:23
Date Received: 08/03/20 13:10

Lab Sample ID: 400-191643-28

Matrix: Water

Method: 9315 - Radium-226 (GFPC)

Analyte	Result	Qualifier	Count Uncert. (2σ+/-)	Total Uncert. (2σ+/-)	RL	MDC	Unit	Prepared	Analyzed	Dil Fac
Radium-226	0.180	U	0.143	0.144	1.00	0.216	pCi/L	08/06/20 08:09	08/30/20 17:24	1

Carrier	*%Yield*	*Qualifier*	*Limits*	*Prepared*	*Analyzed*	*Dil Fac*
Ba Carrier	*89.1*		*40 - 110*	*08/06/20 08:09*	*08/30/20 17:24*	*1*

Method: 9320 - Radium-228 (GFPC)

Analyte	Result	Qualifier	Count Uncert. (2σ+/-)	Total Uncert. (2σ+/-)	RL	MDC	Unit	Prepared	Analyzed	Dil Fac
Radium-228	0.108	U G	0.946	0.946	1.00	1.67	pCi/L	09/03/20 12:55	09/11/20 12:46	1

Carrier	*%Yield*	*Qualifier*	*Limits*	*Prepared*	*Analyzed*	*Dil Fac*
Ba Carrier	*87.8*		*40 - 110*	*09/03/20 12:55*	*09/11/20 12:46*	*1*
Y Carrier	*79.6*		*40 - 110*	*09/03/20 12:55*	*09/11/20 12:46*	*1*

Method: Ra226_Ra228 - Combined Radium-226 and Radium-228

Analyte	Result	Qualifier	Count Uncert. (2σ+/-)	Total Uncert. (2σ+/-)	RL	MDC	Unit	Prepared	Analyzed	Dil Fac
Combined Radium 226 + 228	0.288	U	0.957	0.957	5.00	1.67	pCi/L		09/14/20 11:02	1

Client Sample ID: BA 13923 MW-15R

Date Collected: 07/28/20 09:07
Date Received: 08/03/20 13:10

Lab Sample ID: 400-191643-29

Matrix: Water

Method: 9315 - Radium-226 (GFPC)

Analyte	Result	Qualifier	Count Uncert. (2σ+/-)	Total Uncert. (2σ+/-)	RL	MDC	Unit	Prepared	Analyzed	Dil Fac
Radium-226	0.147	U	0.123	0.123	1.00	0.188	pCi/L	08/06/20 09:02	08/30/20 19:08	1

Carrier	*%Yield*	*Qualifier*	*Limits*	*Prepared*	*Analyzed*	*Dil Fac*
Ba Carrier	*87.3*		*40 - 110*	*08/06/20 09:02*	*08/30/20 19:08*	*1*

Method: 9320 - Radium-228 (GFPC)

Analyte	Result	Qualifier	Count Uncert. (2σ+/-)	Total Uncert. (2σ+/-)	RL	MDC	Unit	Prepared	Analyzed	Dil Fac
Radium-228	**2.20**	*** G**	1.09	1.11	1.00	1.61	pCi/L	08/27/20 12:17	09/03/20 11:47	1

Carrier	*%Yield*	*Qualifier*	*Limits*	*Prepared*	*Analyzed*	*Dil Fac*
Ba Carrier	*71.3*		*40 - 110*	*08/27/20 12:17*	*09/03/20 11:47*	*1*
Y Carrier	*82.6*		*40 - 110*	*08/27/20 12:17*	*09/03/20 11:47*	*1*

Method: Ra226_Ra228 - Combined Radium-226 and Radium-228

Analyte	Result	Qualifier	Count Uncert. (2σ+/-)	Total Uncert. (2σ+/-)	RL	MDC	Unit	Prepared	Analyzed	Dil Fac
Combined Radium 226 + 228	**1.09**		0.496	0.504	5.00	0.706	pCi/L		09/14/20 11:02	1

Client Sample ID: BA 13924 FB-4

Date Collected: 07/28/20 09:50
Date Received: 08/03/20 13:10

Lab Sample ID: 400-191643-30

Matrix: Water

Method: 9315 - Radium-226 (GFPC)

Analyte	Result	Qualifier	Count Uncert. (2σ+/-)	Total Uncert. (2σ+/-)	RL	MDC	Unit	Prepared	Analyzed	Dil Fac
Radium-226	0.0220	U	0.0714	0.0714	1.00	0.135	pCi/L	08/06/20 09:02	08/30/20 19:08	1

Carrier	*%Yield*	*Qualifier*	*Limits*	*Prepared*	*Analyzed*	*Dil Fac*
Ba Carrier	*90.0*		*40 - 110*	*08/06/20 09:02*	*08/30/20 19:08*	*1*

Method: 9320 - Radium-228 (GFPC)

Analyte	Result	Qualifier	Count Uncert. (2σ+/-)	Total Uncert. (2σ+/-)	RL	MDC	Unit	Prepared	Analyzed	Dil Fac
Radium-228	0.885	U * G	0.785	0.789	1.00	1.26	pCi/L	08/27/20 12:17	09/03/20 11:47	1

Carrier	*%Yield*	*Qualifier*	*Limits*	*Prepared*	*Analyzed*	*Dil Fac*
Ba Carrier	*86.5*		*40 - 110*	*08/27/20 12:17*	*09/03/20 11:47*	*1*
Y Carrier	*83.7*		*40 - 110*	*08/27/20 12:17*	*09/03/20 11:47*	*1*

Method: Ra226_Ra228 - Combined Radium-226 and Radium-228

Analyte	Result	Qualifier	Count Uncert. (2σ+/-)	Total Uncert. (2σ+/-)	RL	MDC	Unit	Prepared	Analyzed	Dil Fac
Combined Radium 226 + 228	**5.12**		0.723	0.862	5.00	0.667	pCi/L		09/14/20 11:02	1

Client Sample ID: BA 13925 MW-16V

Date Collected: 07/28/20 10:55
Date Received: 08/03/20 13:10

Lab Sample ID: 400-191643-31

Matrix: Water

Method: 9315 - Radium-226 (GFPC)

Analyte	Result	Qualifier	Count Uncert. (2σ+/-)	Total Uncert. (2σ+/-)	RL	MDC	Unit	Prepared	Analyzed	Dil Fac
Radium-226	1.16		0.218	0.242	1.00	0.153	pCi/L	08/06/20 09:02	08/30/20 19:19	1

Carrier	*%Yield*	*Qualifier*	*Limits*	*Prepared*	*Analyzed*	*Dil Fac*
Ba Carrier	*92.1*		*40 - 110*	*08/06/20 09:02*	*08/30/20 19:19*	*1*

Method: 9320 - Radium-228 (GFPC)

Analyte	Result	Qualifier	Count Uncert. (2σ+/-)	Total Uncert. (2σ+/-)	RL	MDC	Unit	Prepared	Analyzed	Dil Fac
Radium-228	1.84	* G	1.00	1.02	1.00	1.50	pCi/L	08/27/20 12:17	09/03/20 11:47	1

Carrier	*%Yield*	*Qualifier*	*Limits*	*Prepared*	*Analyzed*	*Dil Fac*
Ba Carrier	*75.2*		*40 - 110*	*08/27/20 12:17*	*09/03/20 11:47*	*1*
Y Carrier	*81.5*		*40 - 110*	*08/27/20 12:17*	*09/03/20 11:47*	*1*

Method: Ra226_Ra228 - Combined Radium-226 and Radium-228

Analyte	Result	Qualifier	Count Uncert. (2σ+/-)	Total Uncert. (2σ+/-)	RL	MDC	Unit	Prepared	Analyzed	Dil Fac
Combined Radium 226 + 228	5.05		0.642	0.743	5.00	0.610	pCi/L		09/14/20 11:02	1

Client Sample ID: BA 13926 MW-16

Date Collected: 07/28/20 11:59
Date Received: 08/03/20 13:10

Lab Sample ID: 400-191643-32

Matrix: Water

Method: 9315 - Radium-226 (GFPC)

Analyte	Result	Qualifier	Count Uncert. (2σ+/-)	Total Uncert. (2σ+/-)	RL	MDC	Unit	Prepared	Analyzed	Dil Fac
Radium-226	2.07		0.289	0.344	1.00	0.167	pCi/L	08/06/20 09:02	09/02/20 08:02	1

Carrier	*%Yield*	*Qualifier*	*Limits*	*Prepared*	*Analyzed*	*Dil Fac*
Ba Carrier	*89.7*		*40 - 110*	*08/06/20 09:02*	*09/02/20 08:02*	*1*

Method: 9320 - Radium-228 (GFPC)

Analyte	Result	Qualifier	Count Uncert. (2σ+/-)	Total Uncert. (2σ+/-)	RL	MDC	Unit	Prepared	Analyzed	Dil Fac
Radium-228	1.42	* G	0.868	0.878	1.00	1.33	pCi/L	08/27/20 12:17	09/03/20 11:47	1

Carrier	*%Yield*	*Qualifier*	*Limits*	*Prepared*	*Analyzed*	*Dil Fac*
Ba Carrier	*84.1*		*40 - 110*	*08/27/20 12:17*	*09/03/20 11:47*	*1*
Y Carrier	*86.0*		*40 - 110*	*08/27/20 12:17*	*09/03/20 11:47*	*1*

Method: Ra226_Ra228 - Combined Radium-226 and Radium-228

Analyte	Result	Qualifier	Count Uncert. (2σ+/-)	Total Uncert. (2σ+/-)	RL	MDC	Unit	Prepared	Analyzed	Dil Fac
Combined Radium 226 + 228	3.49		0.915	0.943	5.00	1.33	pCi/L		09/14/20 11:02	1

Client Sample ID: BA 14035 MW-28H

Date Collected: 07/29/20 08:52
Date Received: 08/03/20 13:10

Lab Sample ID: 400-191643-33

Matrix: Water

Method: 9315 - Radium-226 (GFPC)

Analyte	Result	Qualifier	Count Uncert. (2σ+/-)	Total Uncert. (2σ+/-)	RL	MDC	Unit	Prepared	Analyzed	Dil Fac
Radium-226	4.08		0.389	0.535	1.00	0.169	pCi/L	08/06/20 09:02	09/02/20 08:02	1

Carrier	*%Yield*	*Qualifier*	*Limits*	*Prepared*	*Analyzed*	*Dil Fac*
Ba Carrier	*94.0*		*40 - 110*	*08/06/20 09:02*	*09/02/20 08:02*	*1*

Method: 9320 - Radium-228 (GFPC)

Analyte	Result	Qualifier	Count Uncert. (2σ+/-)	Total Uncert. (2σ+/-)	RL	MDC	Unit	Prepared	Analyzed	Dil Fac
Radium-228	3.06	* G	1.01	1.05	1.00	1.34	pCi/L	08/27/20 12:17	09/03/20 11:47	1

Carrier	*%Yield*	*Qualifier*	*Limits*	*Prepared*	*Analyzed*	*Dil Fac*
Ba Carrier	*88.7*		*40 - 110*	*08/27/20 12:17*	*09/03/20 11:47*	*1*
Y Carrier	*78.5*		*40 - 110*	*08/27/20 12:17*	*09/03/20 11:47*	*1*

Method: Ra226_Ra228 - Combined Radium-226 and Radium-228

Analyte	Result	Qualifier	Count Uncert. (2σ+/-)	Total Uncert. (2σ+/-)	RL	MDC	Unit	Prepared	Analyzed	Dil Fac
Combined Radium 226 + 228	7.14		1.08	1.18	5.00	1.34	pCi/L		09/14/20 11:02	1

Client Sample ID: BA 14036 MW-29H

Date Collected: 07/29/20 10:27
Date Received: 08/03/20 13:10

Lab Sample ID: 400-191643-34

Matrix: Water

Method: 9315 - Radium-226 (GFPC)

Analyte	Result	Qualifier	Count Uncert. (2σ+/-)	Total Uncert. (2σ+/-)	RL	MDC	Unit	Prepared	Analyzed	Dil Fac
Radium-226	11.8		0.667	1.25	1.00	0.114	pCi/L	08/06/20 09:02	08/30/20 19:20	1

Carrier	*%Yield*	*Qualifier*	*Limits*	*Prepared*	*Analyzed*	*Dil Fac*
Ba Carrier	*89.7*		*40 - 110*	*08/06/20 09:02*	*08/30/20 19:20*	*1*

Method: 9320 - Radium-228 (GFPC)

Analyte	Result	Qualifier	Count Uncert. (2σ+/-)	Total Uncert. (2σ+/-)	RL	MDC	Unit	Prepared	Analyzed	Dil Fac
Radium-228	4.47	* G	1.08	1.16	1.00	1.32	pCi/L	08/27/20 12:17	09/03/20 11:47	1

Carrier	*%Yield*	*Qualifier*	*Limits*	*Prepared*	*Analyzed*	*Dil Fac*
Ba Carrier	*86.9*		*40 - 110*	*08/27/20 12:17*	*09/03/20 11:47*	*1*
Y Carrier	*82.2*		*40 - 110*	*08/27/20 12:17*	*09/03/20 11:47*	*1*

Method: Ra226_Ra228 - Combined Radium-226 and Radium-228

Analyte	Result	Qualifier	Count Uncert. (2σ+/-)	Total Uncert. (2σ+/-)	RL	MDC	Unit	Prepared	Analyzed	Dil Fac
Combined Radium 226 + 228	16.2		1.27	1.71	5.00	1.32	pCi/L		09/14/20 11:02	1

Client Sample ID: BA 14037 MW-17

Date Collected: 07/29/20 11:57
Date Received: 08/03/20 13:10

Lab Sample ID: 400-191643-35

Matrix: Water

Method: 9315 - Radium-226 (GFPC)

Analyte	Result	Qualifier	Count Uncert. (2σ+/-)	Total Uncert. (2σ+/-)	RL	MDC	Unit	Prepared	Analyzed	Dil Fac
Radium-226	**0.357**		0.137	0.141	1.00	0.140	pCi/L	08/06/20 09:02	08/30/20 19:21	1

Carrier	*%Yield*	*Qualifier*	*Limits*	*Prepared*	*Analyzed*	*Dil Fac*
Ba Carrier	*85.2*		*40 - 110*	*08/06/20 09:02*	*08/30/20 19:21*	*1*

Method: 9320 - Radium-228 (GFPC)

Analyte	Result	Qualifier	Count Uncert. (2σ+/-)	Total Uncert. (2σ+/-)	RL	MDC	Unit	Prepared	Analyzed	Dil Fac
Radium-228	1.49	U * G	1.04	1.05	1.00	1.61	pCi/L	08/27/20 12:17	09/03/20 11:47	1

Carrier	*%Yield*	*Qualifier*	*Limits*	*Prepared*	*Analyzed*	*Dil Fac*
Ba Carrier	*67.9*		*40 - 110*	*08/27/20 12:17*	*09/03/20 11:47*	*1*
Y Carrier	*80.0*		*40 - 110*	*08/27/20 12:17*	*09/03/20 11:47*	*1*

Method: Ra226_Ra228 - Combined Radium-226 and Radium-228

Analyte	Result	Qualifier	Count Uncert. (2σ+/-)	Total Uncert. (2σ+/-)	RL	MDC	Unit	Prepared	Analyzed	Dil Fac
Combined Radium 226 + 228	**1.85**		1.05	1.06	5.00	1.61	pCi/L		09/14/20 11:02	1

Client Sample ID: BA 14038 MW-13

Date Collected: 07/27/20 10:55
Date Received: 08/03/20 13:10

Lab Sample ID: 400-191643-36

Matrix: Water

Method: 9315 - Radium-226 (GFPC)

Analyte	Result	Qualifier	Count Uncert. (2σ+/-)	Total Uncert. (2σ+/-)	RL	MDC	Unit	Prepared	Analyzed	Dil Fac
Radium-226	**0.504**		0.153	0.159	1.00	0.125	pCi/L	08/06/20 09:02	08/30/20 19:21	1

Carrier	*%Yield*	*Qualifier*	*Limits*	*Prepared*	*Analyzed*	*Dil Fac*
Ba Carrier	*85.8*		*40 - 110*	*08/06/20 09:02*	*08/30/20 19:21*	*1*

Method: 9320 - Radium-228 (GFPC)

Analyte	Result	Qualifier	Count Uncert. (2σ+/-)	Total Uncert. (2σ+/-)	RL	MDC	Unit	Prepared	Analyzed	Dil Fac
Radium-228	0.482	U *	0.401	0.404	1.00	0.640	pCi/L	08/06/20 09:29	08/21/20 12:07	1

Carrier	*%Yield*	*Qualifier*	*Limits*	*Prepared*	*Analyzed*	*Dil Fac*
Ba Carrier	*85.8*		*40 - 110*	*08/06/20 09:29*	*08/21/20 12:07*	*1*
Y Carrier	*80.4*		*40 - 110*	*08/06/20 09:29*	*08/21/20 12:07*	*1*

Method: Ra226_Ra228 - Combined Radium-226 and Radium-228

Analyte	Result	Qualifier	Count Uncert. (2σ+/-)	Total Uncert. (2σ+/-)	RL	MDC	Unit	Prepared	Analyzed	Dil Fac
Combined Radium 226 + 228	**0.986**		0.429	0.434	5.00	0.640	pCi/L		09/14/20 11:02	1

Client Sample ID: BA 14039 MW-12

Date Collected: 07/27/20 14:10
Date Received: 08/03/20 13:10

Lab Sample ID: 400-191643-37

Matrix: Water

Method: 9315 - Radium-226 (GFPC)

Analyte	Result	Qualifier	Count Uncert. (2σ+/-)	Total Uncert. (2σ+/-)	RL	MDC	Unit	Prepared	Analyzed	Dil Fac
Radium-226	0.378		0.133	0.137	1.00	0.126	pCi/L	08/06/20 09:02	08/30/20 19:22	1

Carrier	*%Yield*	*Qualifier*	*Limits*	*Prepared*	*Analyzed*	*Dil Fac*
Ba Carrier	*92.7*		*40 - 110*	*08/06/20 09:02*	*08/30/20 19:22*	*1*

Method: 9320 - Radium-228 (GFPC)

Analyte	Result	Qualifier	Count Uncert. (2σ+/-)	Total Uncert. (2σ+/-)	RL	MDC	Unit	Prepared	Analyzed	Dil Fac
Radium-228	1.48	* G	0.928	0.938	1.00	1.42	pCi/L	08/27/20 12:17	09/03/20 11:48	1

Carrier	*%Yield*	*Qualifier*	*Limits*	*Prepared*	*Analyzed*	*Dil Fac*
Ba Carrier	*79.5*		*40 - 110*	*08/27/20 12:17*	*09/03/20 11:48*	*1*
Y Carrier	*84.1*		*40 - 110*	*08/27/20 12:17*	*09/03/20 11:48*	*1*

Method: Ra226_Ra228 - Combined Radium-226 and Radium-228

Analyte	Result	Qualifier	Count Uncert. (2σ+/-)	Total Uncert. (2σ+/-)	RL	MDC	Unit	Prepared	Analyzed	Dil Fac
Combined Radium 226 + 228	1.85		0.937	0.948	5.00	1.42	pCi/L		09/14/20 11:02	1

Client Sample ID: BA 14040 MW-7

Date Collected: 07/28/20 09:25
Date Received: 08/03/20 13:10

Lab Sample ID: 400-191643-38

Matrix: Water

Method: 9315 - Radium-226 (GFPC)

Analyte	Result	Qualifier	Count Uncert. (2σ+/-)	Total Uncert. (2σ+/-)	RL	MDC	Unit	Prepared	Analyzed	Dil Fac
Radium-226	-0.0386	U	0.0775	0.0776	1.00	0.170	pCi/L	08/06/20 09:02	09/01/20 12:24	1

Carrier	*%Yield*	*Qualifier*	*Limits*	*Prepared*	*Analyzed*	*Dil Fac*
Ba Carrier	*88.5*		*40 - 110*	*08/06/20 09:02*	*09/01/20 12:24*	*1*

Method: 9320 - Radium-228 (GFPC)

Analyte	Result	Qualifier	Count Uncert. (2σ+/-)	Total Uncert. (2σ+/-)	RL	MDC	Unit	Prepared	Analyzed	Dil Fac
Radium-228	0.691	U * G	0.786	0.789	1.00	1.29	pCi/L	08/27/20 12:17	09/03/20 11:48	1

Carrier	*%Yield*	*Qualifier*	*Limits*	*Prepared*	*Analyzed*	*Dil Fac*
Ba Carrier	*83.8*		*40 - 110*	*08/27/20 12:17*	*09/03/20 11:48*	*1*
Y Carrier	*78.1*		*40 - 110*	*08/27/20 12:17*	*09/03/20 11:48*	*1*

Method: Ra226_Ra228 - Combined Radium-226 and Radium-228

Analyte	Result	Qualifier	Count Uncert. (2σ+/-)	Total Uncert. (2σ+/-)	RL	MDC	Unit	Prepared	Analyzed	Dil Fac
Combined Radium 226 + 228	0.652	U	0.790	0.793	5.00	1.29	pCi/L		09/14/20 11:02	1

Client Sample ID: BA 14041 MW-6

Date Collected: 07/28/20 10:30
Date Received: 08/03/20 13:10

Lab Sample ID: 400-191643-39

Matrix: Water

Method: 9315 - Radium-226 (GFPC)

Analyte	Result	Qualifier	Count Uncert. (2σ+/-)	Total Uncert. (2σ+/-)	RL	MDC	Unit	Prepared	Analyzed	Dil Fac
Radium-226	0.100	U	0.0826	0.0831	1.00	0.119	pCi/L	08/06/20 09:02	08/30/20 21:03	1

Carrier	*%Yield*	*Qualifier*	*Limits*	*Prepared*	*Analyzed*	*Dil Fac*
Ba Carrier	*87.0*		*40 - 110*	*08/06/20 09:02*	*08/30/20 21:03*	*1*

Method: 9320 - Radium-228 (GFPC)

Analyte	Result	Qualifier	Count Uncert. (2σ+/-)	Total Uncert. (2σ+/-)	RL	MDC	Unit	Prepared	Analyzed	Dil Fac
Radium-228	0.192	U *	0.408	0.409	1.00	0.696	pCi/L	08/06/20 09:29	08/21/20 12:07	1

Carrier	*%Yield*	*Qualifier*	*Limits*	*Prepared*	*Analyzed*	*Dil Fac*
Ba Carrier	*87.0*		*40 - 110*	*08/06/20 09:29*	*08/21/20 12:07*	*1*
Y Carrier	*79.3*		*40 - 110*	*08/06/20 09:29*	*08/21/20 12:07*	*1*

Method: Ra226_Ra228 - Combined Radium-226 and Radium-228

Analyte	Result	Qualifier	Count Uncert. (2σ+/-)	Total Uncert. (2σ+/-)	RL	MDC	Unit	Prepared	Analyzed	Dil Fac
Combined Radium 226 + 228	0.292	U	0.416	0.417	5.00	0.696	pCi/L		09/14/20 11:02	1

Client Sample ID: BA 14042 MW-21

Date Collected: 07/28/20 11:25
Date Received: 08/03/20 13:10

Lab Sample ID: 400-191643-40

Matrix: Water

Method: 9315 - Radium-226 (GFPC)

Analyte	Result	Qualifier	Count Uncert. (2σ+/-)	Total Uncert. (2σ+/-)	RL	MDC	Unit	Prepared	Analyzed	Dil Fac
Radium-226	0.0565	U	0.0679	0.0681	1.00	0.111	pCi/L	08/06/20 09:02	08/30/20 21:04	1

Carrier	*%Yield*	*Qualifier*	*Limits*	*Prepared*	*Analyzed*	*Dil Fac*
Ba Carrier	*96.7*		*40 - 110*	*08/06/20 09:02*	*08/30/20 21:04*	*1*

Method: 9320 - Radium-228 (GFPC)

Analyte	Result	Qualifier	Count Uncert. (2σ+/-)	Total Uncert. (2σ+/-)	RL	MDC	Unit	Prepared	Analyzed	Dil Fac
Radium-228	0.218	U *	0.288	0.289	1.00	0.480	pCi/L	08/06/20 09:29	08/21/20 12:08	1

Carrier	*%Yield*	*Qualifier*	*Limits*	*Prepared*	*Analyzed*	*Dil Fac*
Ba Carrier	*96.7*		*40 - 110*	*08/06/20 09:29*	*08/21/20 12:08*	*1*
Y Carrier	*83.4*		*40 - 110*	*08/06/20 09:29*	*08/21/20 12:08*	*1*

Method: Ra226_Ra228 - Combined Radium-226 and Radium-228

Analyte	Result	Qualifier	Count Uncert. (2σ+/-)	Total Uncert. (2σ+/-)	RL	MDC	Unit	Prepared	Analyzed	Dil Fac
Combined Radium 226 + 228	0.275	U	0.296	0.297	5.00	0.480	pCi/L		09/14/20 11:02	1

Client Sample ID: BA 14043 MW-21 DUP

Date Collected: 07/28/20 11:25
Date Received: 08/03/20 13:10

Lab Sample ID: 400-191643-41

Matrix: Water

Method: 9315 - Radium-226 (GFPC)

Analyte	Result	Qualifier	Count Uncert. (2σ+/-)	Total Uncert. (2σ+/-)	RL	MDC	Unit	Prepared	Analyzed	Dil Fac
Radium-226	0.0929	U	0.0965	0.0969	1.00	0.154	pCi/L	08/06/20 09:02	08/30/20 21:04	1

Carrier	*%Yield*	*Qualifier*	*Limits*	*Prepared*	*Analyzed*	*Dil Fac*
Ba Carrier	*96.1*		*40 - 110*	*08/06/20 09:02*	*08/30/20 21:04*	*1*

Method: 9320 - Radium-228 (GFPC)

Analyte	Result	Qualifier	Count Uncert. (2σ+/-)	Total Uncert. (2σ+/-)	RL	MDC	Unit	Prepared	Analyzed	Dil Fac
Radium-228	0.284	U *	0.322	0.323	1.00	0.530	pCi/L	08/06/20 09:29	08/21/20 12:08	1

Carrier	*%Yield*	*Qualifier*	*Limits*	*Prepared*	*Analyzed*	*Dil Fac*
Ba Carrier	*96.1*		*40 - 110*	*08/06/20 09:29*	*08/21/20 12:08*	*1*
Y Carrier	*77.8*		*40 - 110*	*08/06/20 09:29*	*08/21/20 12:08*	*1*

Method: Ra226_Ra228 - Combined Radium-226 and Radium-228

Analyte	Result	Qualifier	Count Uncert. (2σ+/-)	Total Uncert. (2σ+/-)	RL	MDC	Unit	Prepared	Analyzed	Dil Fac
Combined Radium 226 + 228	0.377	U	0.336	0.337	5.00	0.530	pCi/L		09/14/20 11:02	1

Client Sample ID: BA 14044 MW-22

Date Collected: 07/28/20 12:25
Date Received: 08/03/20 13:10

Lab Sample ID: 400-191643-42

Matrix: Water

Method: 9315 - Radium-226 (GFPC)

Analyte	Result	Qualifier	Count Uncert. (2σ+/-)	Total Uncert. (2σ+/-)	RL	MDC	Unit	Prepared	Analyzed	Dil Fac
Radium-226	**0.166**		0.0976	0.0987	1.00	0.126	pCi/L	08/06/20 09:02	08/30/20 21:04	1

Carrier	*%Yield*	*Qualifier*	*Limits*	*Prepared*	*Analyzed*	*Dil Fac*
Ba Carrier	*93.7*		*40 - 110*	*08/06/20 09:02*	*08/30/20 21:04*	*1*

Method: 9320 - Radium-228 (GFPC)

Analyte	Result	Qualifier	Count Uncert. (2σ+/-)	Total Uncert. (2σ+/-)	RL	MDC	Unit	Prepared	Analyzed	Dil Fac
Radium-228	0.245	U *	0.318	0.319	1.00	0.529	pCi/L	08/06/20 09:29	08/21/20 12:08	1

Carrier	*%Yield*	*Qualifier*	*Limits*	*Prepared*	*Analyzed*	*Dil Fac*
Ba Carrier	*93.7*		*40 - 110*	*08/06/20 09:29*	*08/21/20 12:08*	*1*
Y Carrier	*83.7*		*40 - 110*	*08/06/20 09:29*	*08/21/20 12:08*	*1*

Method: Ra226_Ra228 - Combined Radium-226 and Radium-228

Analyte	Result	Qualifier	Count Uncert. (2σ+/-)	Total Uncert. (2σ+/-)	RL	MDC	Unit	Prepared	Analyzed	Dil Fac
Combined Radium 226 + 228	0.410	U	0.333	0.334	5.00	0.529	pCi/L		09/14/20 11:02	1

Client Sample ID: BA 14045 MW-22 DUP

Date Collected: 07/28/20 12:25
Date Received: 08/03/20 13:10

Lab Sample ID: 400-191643-43

Matrix: Water

Method: 9315 - Radium-226 (GFPC)

Analyte	Result	Qualifier	Count Uncert. (2σ+/-)	Total Uncert. (2σ+/-)	RL	MDC	Unit	Prepared	Analyzed	Dil Fac
Radium-226	0.180		0.120	0.121	1.00	0.172	pCi/L	08/06/20 09:02	09/01/20 12:24	1

Carrier	*%Yield*	*Qualifier*	*Limits*	*Prepared*	*Analyzed*	*Dil Fac*
Ba Carrier	*93.1*		*40 - 110*	*08/06/20 09:02*	*09/01/20 12:24*	*1*

Method: 9320 - Radium-228 (GFPC)

Analyte	Result	Qualifier	Count Uncert. (2σ+/-)	Total Uncert. (2σ+/-)	RL	MDC	Unit	Prepared	Analyzed	Dil Fac
Radium-228	2.67	* G	0.970	1.00	1.00	1.31	pCi/L	08/27/20 12:17	09/03/20 11:48	1

Carrier	*%Yield*	*Qualifier*	*Limits*	*Prepared*	*Analyzed*	*Dil Fac*
Ba Carrier	*81.0*		*40 - 110*	*08/27/20 12:17*	*09/03/20 11:48*	*1*
Y Carrier	*83.0*		*40 - 110*	*08/27/20 12:17*	*09/03/20 11:48*	*1*

Method: Ra226_Ra228 - Combined Radium-226 and Radium-228

Analyte	Result	Qualifier	Count Uncert. (2σ+/-)	Total Uncert. (2σ+/-)	RL	MDC	Unit	Prepared	Analyzed	Dil Fac
Combined Radium 226 + 228	2.85		0.977	1.01	5.00	1.31	pCi/L		09/14/20 11:02	1

Client Sample ID: BA 14046 MW-5

Date Collected: 07/28/20 13:40
Date Received: 08/03/20 13:10

Lab Sample ID: 400-191643-44

Matrix: Water

Method: 9315 - Radium-226 (GFPC)

Analyte	Result	Qualifier	Count Uncert. (2σ+/-)	Total Uncert. (2σ+/-)	RL	MDC	Unit	Prepared	Analyzed	Dil Fac
Radium-226	0.152		0.0924	0.0934	1.00	0.122	pCi/L	08/06/20 09:02	09/01/20 12:24	1

Carrier	*%Yield*	*Qualifier*	*Limits*	*Prepared*	*Analyzed*	*Dil Fac*
Ba Carrier	*97.6*		*40 - 110*	*08/06/20 09:02*	*09/01/20 12:24*	*1*

Method: 9320 - Radium-228 (GFPC)

Analyte	Result	Qualifier	Count Uncert. (2σ+/-)	Total Uncert. (2σ+/-)	RL	MDC	Unit	Prepared	Analyzed	Dil Fac
Radium-228	0.754	U * G	0.825	0.828	1.00	1.35	pCi/L	08/27/20 12:17	09/03/20 11:48	1

Carrier	*%Yield*	*Qualifier*	*Limits*	*Prepared*	*Analyzed*	*Dil Fac*
Ba Carrier	*85.6*		*40 - 110*	*08/27/20 12:17*	*09/03/20 11:48*	*1*
Y Carrier	*81.5*		*40 - 110*	*08/27/20 12:17*	*09/03/20 11:48*	*1*

Method: Ra226_Ra228 - Combined Radium-226 and Radium-228

Analyte	Result	Qualifier	Count Uncert. (2σ+/-)	Total Uncert. (2σ+/-)	RL	MDC	Unit	Prepared	Analyzed	Dil Fac
Combined Radium 226 + 228	0.907	U	0.830	0.833	5.00	1.35	pCi/L		09/14/20 11:02	1

Client Sample ID: BA 14047 MW-9

Date Collected: 07/29/20 09:50
Date Received: 08/03/20 13:10

Lab Sample ID: 400-191643-45

Matrix: Water

Method: 9315 - Radium-226 (GFPC)

Analyte	Result	Qualifier	Count Uncert. (2σ+/-)	Total Uncert. (2σ+/-)	RL	MDC	Unit	Prepared	Analyzed	Dil Fac
Radium-226	**0.109**		0.0769	0.0775	1.00	0.102	pCi/L	08/06/20 09:02	09/01/20 12:24	1

Carrier	*%Yield*	*Qualifier*	*Limits*	*Prepared*	*Analyzed*	*Dil Fac*
Ba Carrier	*96.4*		*40 - 110*	*08/06/20 09:02*	*09/01/20 12:24*	*1*

Method: 9320 - Radium-228 (GFPC)

Analyte	Result	Qualifier	Count Uncert. (2σ+/-)	Total Uncert. (2σ+/-)	RL	MDC	Unit	Prepared	Analyzed	Dil Fac
Radium-228	0.170	U *	0.386	0.386	1.00	0.658	pCi/L	08/06/20 09:29	08/21/20 12:08	1

Carrier	*%Yield*	*Qualifier*	*Limits*	*Prepared*	*Analyzed*	*Dil Fac*
Ba Carrier	*96.4*		*40 - 110*	*08/06/20 09:29*	*08/21/20 12:08*	*1*
Y Carrier	*83.0*		*40 - 110*	*08/06/20 09:29*	*08/21/20 12:08*	*1*

Method: Ra226_Ra228 - Combined Radium-226 and Radium-228

Analyte	Result	Qualifier	Count Uncert. (2σ+/-)	Total Uncert. (2σ+/-)	RL	MDC	Unit	Prepared	Analyzed	Dil Fac
Combined Radium 226 + 228	0.280	U	0.394	0.394	5.00	0.658	pCi/L		09/14/20 11:02	1

Client Sample ID: BA 14048 FB-3

Date Collected: 07/29/20 10:55
Date Received: 08/03/20 13:10

Lab Sample ID: 400-191643-46

Matrix: Water

Method: 9315 - Radium-226 (GFPC)

Analyte	Result	Qualifier	Count Uncert. (2σ+/-)	Total Uncert. (2σ+/-)	RL	MDC	Unit	Prepared	Analyzed	Dil Fac
Radium-226	0.0631	U	0.0692	0.0694	1.00	0.109	pCi/L	08/06/20 09:02	08/30/20 21:05	1

Carrier	*%Yield*	*Qualifier*	*Limits*	*Prepared*	*Analyzed*	*Dil Fac*
Ba Carrier	*94.0*		*40 - 110*	*08/06/20 09:02*	*08/30/20 21:05*	*1*

Method: 9320 - Radium-228 (GFPC)

Analyte	Result	Qualifier	Count Uncert. (2σ+/-)	Total Uncert. (2σ+/-)	RL	MDC	Unit	Prepared	Analyzed	Dil Fac
Radium-228	0.491	U *	0.369	0.372	1.00	0.581	pCi/L	08/06/20 09:29	08/21/20 12:08	1

Carrier	*%Yield*	*Qualifier*	*Limits*	*Prepared*	*Analyzed*	*Dil Fac*
Ba Carrier	*94.0*		*40 - 110*	*08/06/20 09:29*	*08/21/20 12:08*	*1*
Y Carrier	*81.1*		*40 - 110*	*08/06/20 09:29*	*08/21/20 12:08*	*1*

Method: Ra226_Ra228 - Combined Radium-226 and Radium-228

Analyte	Result	Qualifier	Count Uncert. (2σ+/-)	Total Uncert. (2σ+/-)	RL	MDC	Unit	Prepared	Analyzed	Dil Fac
Combined Radium 226 + 228	0.554	U	0.375	0.378	5.00	0.581	pCi/L		09/14/20 11:02	1

Client Sample ID: BA 14049 EB-1

Date Collected: 07/29/20 11:05
Date Received: 08/03/20 13:10

Lab Sample ID: 400-191643-47

Matrix: Water

Method: 9315 - Radium-226 (GFPC)

Analyte	Result	Qualifier	Count Uncert. (2σ+/-)	Total Uncert. (2σ+/-)	RL	MDC	Unit	Prepared	Analyzed	Dil Fac
Radium-226	0.00705	U	0.0611	0.0611	1.00	0.124	pCi/L	08/06/20 09:02	08/30/20 21:06	1

Carrier	*%Yield*	*Qualifier*	*Limits*	*Prepared*	*Analyzed*	*Dil Fac*
Ba Carrier	*98.8*		*40 - 110*	*08/06/20 09:02*	*08/30/20 21:06*	*1*

Method: 9320 - Radium-228 (GFPC)

Analyte	Result	Qualifier	Count Uncert. (2σ+/-)	Total Uncert. (2σ+/-)	RL	MDC	Unit	Prepared	Analyzed	Dil Fac
Radium-228	1.25	U * G	0.824	0.832	1.00	1.27	pCi/L	08/27/20 12:17	09/03/20 11:48	1

Carrier	*%Yield*	*Qualifier*	*Limits*	*Prepared*	*Analyzed*	*Dil Fac*
Ba Carrier	*93.9*		*40 - 110*	*08/27/20 12:17*	*09/03/20 11:48*	*1*
Y Carrier	*83.0*		*40 - 110*	*08/27/20 12:17*	*09/03/20 11:48*	*1*

Method: Ra226_Ra228 - Combined Radium-226 and Radium-228

Analyte	Result	Qualifier	Count Uncert. (2σ+/-)	Total Uncert. (2σ+/-)	RL	MDC	Unit	Prepared	Analyzed	Dil Fac
Combined Radium 226 + 228	1.26	U	0.826	0.834	5.00	1.27	pCi/L		09/14/20 11:02	1

Client Sample ID: BA 14050 MW-8

Date Collected: 07/29/20 11:25
Date Received: 08/03/20 13:10

Lab Sample ID: 400-191643-48

Matrix: Water

Method: 9315 - Radium-226 (GFPC)

Analyte	Result	Qualifier	Count Uncert. (2σ+/-)	Total Uncert. (2σ+/-)	RL	MDC	Unit	Prepared	Analyzed	Dil Fac
Radium-226	0.0102	U	0.0579	0.0579	1.00	0.118	pCi/L	08/06/20 09:02	08/30/20 21:06	1

Carrier	*%Yield*	*Qualifier*	*Limits*	*Prepared*	*Analyzed*	*Dil Fac*
Ba Carrier	*92.4*		*40 - 110*	*08/06/20 09:02*	*08/30/20 21:06*	*1*

Method: 9320 - Radium-228 (GFPC)

Analyte	Result	Qualifier	Count Uncert. (2σ+/-)	Total Uncert. (2σ+/-)	RL	MDC	Unit	Prepared	Analyzed	Dil Fac
Radium-228	0.388	U *	0.369	0.371	1.00	0.596	pCi/L	08/06/20 09:29	08/21/20 12:08	1

Carrier	*%Yield*	*Qualifier*	*Limits*	*Prepared*	*Analyzed*	*Dil Fac*
Ba Carrier	*92.4*		*40 - 110*	*08/06/20 09:29*	*08/21/20 12:08*	*1*
Y Carrier	*76.3*		*40 - 110*	*08/06/20 09:29*	*08/21/20 12:08*	*1*

Method: Ra226_Ra228 - Combined Radium-226 and Radium-228

Analyte	Result	Qualifier	Count Uncert. (2σ+/-)	Total Uncert. (2σ+/-)	RL	MDC	Unit	Prepared	Analyzed	Dil Fac
Combined Radium 226 + 228	0.398	U	0.374	0.375	5.00	0.596	pCi/L		09/14/20 11:02	1

Qualifiers

Rad

Qualifier	Qualifier Description
*	LCS or LCSD is outside acceptance limits.
F	MS/MSD Recovery and/or RPD exceeds the control limits
G	The Sample MDC is greater than the requested RL.
U	Result is less than the sample detection limit.

Glossary

Abbreviation	These commonly used abbreviations may or may not be present in this report.
¤	Listed under the "D" column to designate that the result is reported on a dry weight basis
%R	Percent Recovery
CFL	Contains Free Liquid
CFU	Colony Forming Unit
CNF	Contains No Free Liquid
DER	Duplicate Error Ratio (normalized absolute difference)
Dil Fac	Dilution Factor
DL	Detection Limit (DoD/DOE)
DL, RA, RE, IN	Indicates a Dilution, Re-analysis, Re-extraction, or additional Initial metals/anion analysis of the sample
DLC	Decision Level Concentration (Radiochemistry)
EDL	Estimated Detection Limit (Dioxin)
LOD	Limit of Detection (DoD/DOE)
LOQ	Limit of Quantitation (DoD/DOE)
MCL	EPA recommended "Maximum Contaminant Level"
MDA	Minimum Detectable Activity (Radiochemistry)
MDC	Minimum Detectable Concentration (Radiochemistry)
MDL	Method Detection Limit
ML	Minimum Level (Dioxin)
MPN	Most Probable Number
MQL	Method Quantitation Limit
NC	Not Calculated
ND	Not Detected at the reporting limit (or MDL or EDL if shown)
NEG	Negative / Absent
POS	Positive / Present
PQL	Practical Quantitation Limit
PRES	Presumptive
QC	Quality Control
RER	Relative Error Ratio (Radiochemistry)
RL	Reporting Limit or Requested Limit (Radiochemistry)
RPD	Relative Percent Difference, a measure of the relative difference between two points
TEF	Toxicity Equivalent Factor (Dioxin)
TEQ	Toxicity Equivalent Quotient (Dioxin)
TNTC	Too Numerous To Count

Lab Chronicle

Client: Alabama Power General Test Laboratory
Project/Site: CCR Plant Gaston

Job ID: 400-191643-1
SDG: Gaston Ash Pond 1287

Client Sample ID: BA 13437 MW-27
Date Collected: 07/21/20 09:50
Date Received: 08/03/20 13:10

Lab Sample ID: 400-191643-1
Matrix: Water

Prep Type	Batch Type	Batch Method	Run	Dilution Factor	Batch Number	Prepared or Analyzed	Analyst	Lab
Total/NA	Prep	PrecSep-21			478597	08/05/20 09:45	RBR	TAL SL
Total/NA	Analysis	9315		1	480862	08/27/20 16:35	SCB	TAL SL
Total/NA	Prep	PrecSep_0			478599	08/05/20 10:52	RBR	TAL SL
Total/NA	Analysis	9320		1	479986	08/20/20 13:20	SCB	TAL SL
Total/NA	Analysis	Ra226_Ra228		1	481839	09/09/20 18:57	CAH	TAL SL

Client Sample ID: BA 13438 MW-23D
Date Collected: 07/21/20 11:50
Date Received: 08/03/20 13:10

Lab Sample ID: 400-191643-2
Matrix: Water

Prep Type	Batch Type	Batch Method	Run	Dilution Factor	Batch Number	Prepared or Analyzed	Analyst	Lab
Total/NA	Prep	PrecSep-21			478597	08/05/20 09:45	RBR	TAL SL
Total/NA	Analysis	9315		1	480861	08/27/20 16:36	SCB	TAL SL
Total/NA	Prep	PrecSep_0			478599	08/05/20 10:52	RBR	TAL SL
Total/NA	Analysis	9320		1	479986	08/20/20 13:20	SCB	TAL SL
Total/NA	Analysis	Ra226_Ra228		1	481839	09/09/20 18:57	CAH	TAL SL

Client Sample ID: BA 13439 MW-23S
Date Collected: 07/21/20 13:00
Date Received: 08/03/20 13:10

Lab Sample ID: 400-191643-3
Matrix: Water

Prep Type	Batch Type	Batch Method	Run	Dilution Factor	Batch Number	Prepared or Analyzed	Analyst	Lab
Total/NA	Prep	PrecSep-21			478597	08/05/20 09:45	RBR	TAL SL
Total/NA	Analysis	9315		1	480862	08/27/20 18:46	SCB	TAL SL
Total/NA	Prep	PrecSep_0			478599	08/05/20 10:52	RBR	TAL SL
Total/NA	Analysis	9320		1	480038	08/20/20 13:22	SCB	TAL SL
Total/NA	Analysis	Ra226_Ra228		1	481839	09/09/20 18:57	CAH	TAL SL

Client Sample ID: BA 13440 MW-37V
Date Collected: 07/20/20 10:57
Date Received: 08/03/20 13:10

Lab Sample ID: 400-191643-4
Matrix: Water

Prep Type	Batch Type	Batch Method	Run	Dilution Factor	Batch Number	Prepared or Analyzed	Analyst	Lab
Total/NA	Prep	PrecSep-21			478597	08/05/20 09:45	RBR	TAL SL
Total/NA	Analysis	9315		1	480862	08/27/20 18:46	SCB	TAL SL
Total/NA	Prep	PrecSep_0			478599	08/05/20 10:52	RBR	TAL SL
Total/NA	Analysis	9320		1	480038	08/20/20 13:23	SCB	TAL SL
Total/NA	Analysis	Ra226_Ra228		1	481839	09/09/20 18:57	CAH	TAL SL

Client Sample ID: BA 13441 MW-32V
Date Collected: 07/20/20 12:21
Date Received: 08/03/20 13:10

Lab Sample ID: 400-191643-5
Matrix: Water

Prep Type	Batch Type	Batch Method	Run	Dilution Factor	Batch Number	Prepared or Analyzed	Analyst	Lab
Total/NA	Prep	PrecSep-21			478597	08/05/20 09:45	RBR	TAL SL
Total/NA	Analysis	9315		1	480862	08/27/20 18:46	SCB	TAL SL
Total/NA	Prep	PrecSep_0			478599	08/05/20 10:52	RBR	TAL SL
Total/NA	Analysis	9320		1	480038	08/20/20 13:23	SCB	TAL SL
Total/NA	Analysis	Ra226_Ra228		1	481839	09/09/20 18:57	CAH	TAL SL

Client Sample ID: BA 13442 FB-1
Date Collected: 07/20/20 13:10
Date Received: 08/03/20 13:10

Lab Sample ID: 400-191643-6
Matrix: Water

Prep Type	Batch Type	Batch Method	Run	Dilution Factor	Batch Number	Prepared or Analyzed	Analyst	Lab
Total/NA	Prep	PrecSep-21			478597	08/05/20 09:45	RBR	TAL SL
Total/NA	Analysis	9315		1	480861	08/27/20 18:47	SCB	TAL SL
Total/NA	Prep	PrecSep_0			478599	08/05/20 10:52	RBR	TAL SL
Total/NA	Analysis	9320		1	480038	08/20/20 13:23	SCB	TAL SL
Total/NA	Analysis	Ra226_Ra228		1	481839	09/09/20 18:57	CAH	TAL SL

Client Sample ID: BA 13443 MW-36V
Date Collected: 07/20/20 14:32
Date Received: 08/03/20 13:10

Lab Sample ID: 400-191643-7
Matrix: Water

Prep Type	Batch Type	Batch Method	Run	Dilution Factor	Batch Number	Prepared or Analyzed	Analyst	Lab
Total/NA	Prep	PrecSep-21			478597	08/05/20 09:45	RBR	TAL SL
Total/NA	Analysis	9315		1	480861	08/27/20 20:43	SCB	TAL SL
Total/NA	Prep	PrecSep_0			478599	08/05/20 10:52	RBR	TAL SL
Total/NA	Analysis	9320		1	480038	08/20/20 13:23	SCB	TAL SL
Total/NA	Analysis	Ra226_Ra228		1	481839	09/09/20 18:57	CAH	TAL SL

Client Sample ID: BA 13444 MW-34V
Date Collected: 07/21/20 09:20
Date Received: 08/03/20 13:10

Lab Sample ID: 400-191643-8
Matrix: Water

Prep Type	Batch Type	Batch Method	Run	Dilution Factor	Batch Number	Prepared or Analyzed	Analyst	Lab
Total/NA	Prep	PrecSep-21			478597	08/05/20 09:45	RBR	TAL SL
Total/NA	Analysis	9315		1	480862	08/27/20 20:44	SCB	TAL SL
Total/NA	Prep	PrecSep_0			478599	08/05/20 10:52	RBR	TAL SL
Total/NA	Analysis	9320		1	480038	08/20/20 13:23	SCB	TAL SL
Total/NA	Analysis	Ra226_Ra228		1	481839	09/09/20 18:57	CAH	TAL SL

Client Sample ID: BA 13445 MW-35V
Date Collected: 07/21/20 11:56
Date Received: 08/03/20 13:10

Lab Sample ID: 400-191643-9
Matrix: Water

Prep Type	Batch Type	Batch Method	Run	Dilution Factor	Batch Number	Prepared or Analyzed	Analyst	Lab
Total/NA	Prep	PrecSep-21			478597	08/05/20 09:45	RBR	TAL SL
Total/NA	Analysis	9315		1	480862	08/27/20 20:44	SCB	TAL SL
Total/NA	Prep	PrecSep_0			478599	08/05/20 10:52	RBR	TAL SL
Total/NA	Analysis	9320		1	480038	08/20/20 13:23	SCB	TAL SL
Total/NA	Analysis	Ra226_Ra228		1	481839	09/09/20 18:57	CAH	TAL SL

Client Sample ID: BA 13446 MW-33V
Date Collected: 07/21/20 13:30
Date Received: 08/03/20 13:10

Lab Sample ID: 400-191643-10
Matrix: Water

Prep Type	Batch Type	Batch Method	Run	Dilution Factor	Batch Number	Prepared or Analyzed	Analyst	Lab
Total/NA	Prep	PrecSep-21			478597	08/05/20 09:45	RBR	TAL SL
Total/NA	Analysis	9315		1	480862	08/27/20 20:44	SCB	TAL SL
Total/NA	Prep	PrecSep_0			478599	08/05/20 10:52	RBR	TAL SL
Total/NA	Analysis	9320		1	480038	08/20/20 13:24	SCB	TAL SL
Total/NA	Analysis	Ra226_Ra228		1	481839	09/09/20 18:57	CAH	TAL SL

Client Sample ID: BA 13720 MW-20V
Date Collected: 07/22/20 09:32
Date Received: 08/03/20 13:10

Lab Sample ID: 400-191643-11
Matrix: Water

Prep Type	Batch Type	Batch Method	Run	Dilution Factor	Batch Number	Prepared or Analyzed	Analyst	Lab
Total/NA	Prep	PrecSep-21			478597	08/05/20 09:45	RBR	TAL SL
Total/NA	Analysis	9315		1	481079	08/28/20 07:29	SCB	TAL SL
Total/NA	Prep	PrecSep_0			478599	08/05/20 10:52	RBR	TAL SL
Total/NA	Analysis	9320		1	480038	08/20/20 13:24	SCB	TAL SL
Total/NA	Analysis	Ra226_Ra228		1	481839	09/09/20 18:57	CAH	TAL SL

Client Sample ID: BA 13721 MW-20SV
Date Collected: 07/22/20 11:05
Date Received: 08/03/20 13:10

Lab Sample ID: 400-191643-12
Matrix: Water

Prep Type	Batch Type	Batch Method	Run	Dilution Factor	Batch Number	Prepared or Analyzed	Analyst	Lab
Total/NA	Prep	PrecSep-21			478643	08/06/20 08:09	RBR	TAL SL
Total/NA	Analysis	9315		1	481079	08/28/20 15:42	SCB	TAL SL
Total/NA	Prep	PrecSep_0			481572	09/03/20 12:55	AVB	TAL SL
Total/NA	Analysis	9320		1	482140	09/11/20 12:41	CMM	TAL SL
Total/NA	Analysis	Ra226_Ra228		1	482407	09/14/20 11:02	CAH	TAL SL

Lab Chronicle

Client: Alabama Power General Test Laboratory
Project/Site: CCR Plant Gaston

Job ID: 400-191643-1
SDG: Gaston Ash Pond 1287

Client Sample ID: BA 13722 MW-20SV DUP
Date Collected: 07/22/20 11:05
Date Received: 08/03/20 13:10

Lab Sample ID: 400-191643-13
Matrix: Water

Prep Type	Batch Type	Batch Method	Run	Dilution Factor	Batch Number	Prepared or Analyzed	Analyst	Lab
Total/NA	Prep	PrecSep-21			478643	08/06/20 08:09	RBR	TAL SL
Total/NA	Analysis	9315		1	481079	08/28/20 15:42	SCB	TAL SL
Total/NA	Prep	PrecSep_0			481572	09/03/20 12:55	AVB	TAL SL
Total/NA	Analysis	9320		1	482140	09/11/20 12:41	CMM	TAL SL
Total/NA	Analysis	Ra226_Ra228		1	482407	09/14/20 11:02	CAH	TAL SL

Client Sample ID: BA 13723 MW-20
Date Collected: 07/22/20 12:30
Date Received: 08/03/20 13:10

Lab Sample ID: 400-191643-14
Matrix: Water

Prep Type	Batch Type	Batch Method	Run	Dilution Factor	Batch Number	Prepared or Analyzed	Analyst	Lab
Total/NA	Prep	PrecSep-21			478643	08/06/20 08:09	RBR	TAL SL
Total/NA	Analysis	9315		1	481066	08/28/20 15:41	SCB	TAL SL
Total/NA	Prep	PrecSep_0			481572	09/03/20 12:55	AVB	TAL SL
Total/NA	Analysis	9320		1	482140	09/11/20 12:42	CMM	TAL SL
Total/NA	Analysis	Ra226_Ra228		1	482407	09/14/20 11:02	CAH	TAL SL

Client Sample ID: BA 13724 MW-18
Date Collected: 07/22/20 13:34
Date Received: 08/03/20 13:10

Lab Sample ID: 400-191643-15
Matrix: Water

Prep Type	Batch Type	Batch Method	Run	Dilution Factor	Batch Number	Prepared or Analyzed	Analyst	Lab
Total/NA	Prep	PrecSep-21			478643	08/06/20 08:09	RBR	TAL SL
Total/NA	Analysis	9315		1	481105	08/30/20 14:55	SCB	TAL SL
Total/NA	Prep	PrecSep_0			481572	09/03/20 12:55	AVB	TAL SL
Total/NA	Analysis	9320		1	482140	09/11/20 12:42	CMM	TAL SL
Total/NA	Analysis	Ra226_Ra228		1	482407	09/14/20 11:02	CAH	TAL SL

Client Sample ID: BA 13725 MW-17SV
Date Collected: 07/23/20 08:23
Date Received: 08/03/20 13:10

Lab Sample ID: 400-191643-16
Matrix: Water

Prep Type	Batch Type	Batch Method	Run	Dilution Factor	Batch Number	Prepared or Analyzed	Analyst	Lab
Total/NA	Prep	PrecSep-21			478643	08/06/20 08:09	RBR	TAL SL
Total/NA	Analysis	9315		1	481102	08/30/20 14:56	SCB	TAL SL
Total/NA	Prep	PrecSep_0			481572	09/03/20 12:55	AVB	TAL SL
Total/NA	Analysis	9320		1	482140	09/11/20 12:42	CMM	TAL SL
Total/NA	Analysis	Ra226_Ra228		1	482407	09/14/20 11:02	CAH	TAL SL

Client Sample ID: BA 13726 MW-17SV DUP

Lab Sample ID: 400-191643-17

Date Collected: 07/23/20 08:23

Matrix: Water

Date Received: 08/03/20 13:10

Prep Type	Batch Type	Batch Method	Run	Dilution Factor	Batch Number	Prepared or Analyzed	Analyst	Lab
Total/NA	Prep	PrecSep-21			478643	08/06/20 08:09	RBR	TAL SL
Total/NA	Analysis	9315		1	481104	08/30/20 15:02	JLC	TAL SL
Total/NA	Prep	PrecSep_0			478657	08/06/20 08:54	RBR	TAL SL
Total/NA	Analysis	9320		1	480669	08/24/20 12:45	SCB	TAL SL
Total/NA	Analysis	Ra226_Ra228		1	482407	09/14/20 11:02	CAH	TAL SL

Client Sample ID: BA 13727 MW-17V

Lab Sample ID: 400-191643-18

Date Collected: 07/23/20 11:17

Matrix: Water

Date Received: 08/03/20 13:10

Prep Type	Batch Type	Batch Method	Run	Dilution Factor	Batch Number	Prepared or Analyzed	Analyst	Lab
Total/NA	Prep	PrecSep-21			478643	08/06/20 08:09	RBR	TAL SL
Total/NA	Analysis	9315		1	481104	08/30/20 15:02	JLC	TAL SL
Total/NA	Prep	PrecSep_0			478657	08/06/20 08:54	RBR	TAL SL
Total/NA	Analysis	9320		1	480669	08/24/20 12:45	SCB	TAL SL
Total/NA	Analysis	Ra226_Ra228		1	482407	09/14/20 11:02	CAH	TAL SL

Client Sample ID: BA 13728 MW-26

Lab Sample ID: 400-191643-19

Date Collected: 07/22/20 09:45

Matrix: Water

Date Received: 08/03/20 13:10

Prep Type	Batch Type	Batch Method	Run	Dilution Factor	Batch Number	Prepared or Analyzed	Analyst	Lab
Total/NA	Prep	PrecSep-21			478643	08/06/20 08:09	RBR	TAL SL
Total/NA	Analysis	9315		1	481104	08/30/20 15:03	JLC	TAL SL
Total/NA	Prep	PrecSep_0			478657	08/06/20 08:54	RBR	TAL SL
Total/NA	Analysis	9320		1	480670	08/24/20 12:49	CMM	TAL SL
Total/NA	Analysis	Ra226_Ra228		1	482407	09/14/20 11:02	CAH	TAL SL

Client Sample ID: BA 13729 MW-10

Lab Sample ID: 400-191643-20

Date Collected: 07/22/20 12:40

Matrix: Water

Date Received: 08/03/20 13:10

Prep Type	Batch Type	Batch Method	Run	Dilution Factor	Batch Number	Prepared or Analyzed	Analyst	Lab
Total/NA	Prep	PrecSep-21			478643	08/06/20 08:09	RBR	TAL SL
Total/NA	Analysis	9315		1	481104	08/30/20 15:03	JLC	TAL SL
Total/NA	Prep	PrecSep_0			478657	08/06/20 08:54	RBR	TAL SL
Total/NA	Analysis	9320		1	480670	08/24/20 12:49	CMM	TAL SL
Total/NA	Analysis	Ra226_Ra228		1	482407	09/14/20 11:02	CAH	TAL SL

Lab Chronicle

Client: Alabama Power General Test Laboratory
Project/Site: CCR Plant Gaston

Job ID: 400-191643-1
SDG: Gaston Ash Pond 1287

Client Sample ID: BA 13730 MW-11
Date Collected: 07/22/20 14:55
Date Received: 08/03/20 13:10

Lab Sample ID: 400-191643-21
Matrix: Water

Prep Type	Batch Type	Batch Method	Run	Dilution Factor	Batch Number	Prepared or Analyzed	Analyst	Lab
Total/NA	Prep	PrecSep-21			478643	08/06/20 08:09	RBR	TAL SL
Total/NA	Analysis	9315		1	481104	08/30/20 15:03	JLC	TAL SL
Total/NA	Prep	PrecSep_0			478657	08/06/20 08:54	RBR	TAL SL
Total/NA	Analysis	9320		1	480670	08/24/20 12:49	CMM	TAL SL
Total/NA	Analysis	Ra226_Ra228		1	482407	09/14/20 11:02	CAH	TAL SL

Client Sample ID: BA 13731 MW-14
Date Collected: 07/23/20 09:40
Date Received: 08/03/20 13:10

Lab Sample ID: 400-191643-22
Matrix: Water

Prep Type	Batch Type	Batch Method	Run	Dilution Factor	Batch Number	Prepared or Analyzed	Analyst	Lab
Total/NA	Prep	PrecSep-21			478643	08/06/20 08:09	RBR	TAL SL
Total/NA	Analysis	9315		1	481104	08/30/20 15:03	JLC	TAL SL
Total/NA	Prep	PrecSep_0			478657	08/06/20 08:54	RBR	TAL SL
Total/NA	Analysis	9320		1	480670	08/24/20 12:49	CMM	TAL SL
Total/NA	Analysis	Ra226_Ra228		1	482407	09/14/20 11:02	CAH	TAL SL

Client Sample ID: BA 13732 MW-30H
Date Collected: 07/23/20 11:30
Date Received: 08/03/20 13:10

Lab Sample ID: 400-191643-23
Matrix: Water

Prep Type	Batch Type	Batch Method	Run	Dilution Factor	Batch Number	Prepared or Analyzed	Analyst	Lab
Total/NA	Prep	PrecSep-21			478643	08/06/20 08:09	RBR	TAL SL
Total/NA	Analysis	9315		1	481105	08/30/20 17:24	SCB	TAL SL
Total/NA	Prep	PrecSep_0			478657	08/06/20 08:54	RBR	TAL SL
Total/NA	Analysis	9320		1	480670	08/24/20 12:49	CMM	TAL SL
Total/NA	Analysis	Ra226_Ra228		1	482407	09/14/20 11:02	CAH	TAL SL

Client Sample ID: BA 13733 FB-2
Date Collected: 07/23/20 12:05
Date Received: 08/03/20 13:10

Lab Sample ID: 400-191643-24
Matrix: Water

Prep Type	Batch Type	Batch Method	Run	Dilution Factor	Batch Number	Prepared or Analyzed	Analyst	Lab
Total/NA	Prep	PrecSep-21			478643	08/06/20 08:09	RBR	TAL SL
Total/NA	Analysis	9315		1	481340	09/02/20 19:43	SCB	TAL SL
Total/NA	Prep	PrecSep_0			481572	09/03/20 12:55	AVB	TAL SL
Total/NA	Analysis	9320		1	482282	09/11/20 12:45	SCB	TAL SL
Total/NA	Analysis	Ra226_Ra228		1	482407	09/14/20 11:02	CAH	TAL SL

Lab Chronicle

Client: Alabama Power General Test Laboratory
Project/Site: CCR Plant Gaston

Job ID: 400-191643-1
SDG: Gaston Ash Pond 1287

Client Sample ID: BA 13919 MW-4
Date Collected: 07/27/20 10:10
Date Received: 08/03/20 13:10

Lab Sample ID: 400-191643-25
Matrix: Water

Prep Type	Batch Type	Batch Method	Run	Dilution Factor	Batch Number	Prepared or Analyzed	Analyst	Lab
Total/NA	Prep	PrecSep-21			478643	08/06/20 08:09	RBR	TAL SL
Total/NA	Analysis	9315		1	481104	08/30/20 15:04	JLC	TAL SL
Total/NA	Prep	PrecSep_0			481572	09/03/20 12:55	AVB	TAL SL
Total/NA	Analysis	9320		1	482282	09/11/20 12:45	SCB	TAL SL
Total/NA	Analysis	Ra226_Ra228		1	482407	09/14/20 11:02	CAH	TAL SL

Client Sample ID: BA 13920 MW-3
Date Collected: 07/27/20 11:42
Date Received: 08/03/20 13:10

Lab Sample ID: 400-191643-26
Matrix: Water

Prep Type	Batch Type	Batch Method	Run	Dilution Factor	Batch Number	Prepared or Analyzed	Analyst	Lab
Total/NA	Prep	PrecSep-21			478643	08/06/20 08:09	RBR	TAL SL
Total/NA	Analysis	9315		1	481274	09/01/20 14:11	JLW	TAL SL
Total/NA	Prep	PrecSep_0			481572	09/03/20 12:55	AVB	TAL SL
Total/NA	Analysis	9320		1	482282	09/11/20 12:46	SCB	TAL SL
Total/NA	Analysis	Ra226_Ra228		1	482407	09/14/20 11:02	CAH	TAL SL

Client Sample ID: BA 13921 MW-19
Date Collected: 07/27/20 13:37
Date Received: 08/03/20 13:10

Lab Sample ID: 400-191643-27
Matrix: Water

Prep Type	Batch Type	Batch Method	Run	Dilution Factor	Batch Number	Prepared or Analyzed	Analyst	Lab
Total/NA	Prep	PrecSep-21			478643	08/06/20 08:09	RBR	TAL SL
Total/NA	Analysis	9315		1	481102	08/30/20 17:24	SCB	TAL SL
Total/NA	Prep	PrecSep_0			481572	09/03/20 12:55	AVB	TAL SL
Total/NA	Analysis	9320		1	482282	09/11/20 12:46	SCB	TAL SL
Total/NA	Analysis	Ra226_Ra228		1	482407	09/14/20 11:02	CAH	TAL SL

Client Sample ID: BA 13922 MW-31VR
Date Collected: 07/27/20 15:23
Date Received: 08/03/20 13:10

Lab Sample ID: 400-191643-28
Matrix: Water

Prep Type	Batch Type	Batch Method	Run	Dilution Factor	Batch Number	Prepared or Analyzed	Analyst	Lab
Total/NA	Prep	PrecSep-21			478643	08/06/20 08:09	RBR	TAL SL
Total/NA	Analysis	9315		1	481102	08/30/20 17:24	SCB	TAL SL
Total/NA	Prep	PrecSep_0			481572	09/03/20 12:55	AVB	TAL SL
Total/NA	Analysis	9320		1	482282	09/11/20 12:46	SCB	TAL SL
Total/NA	Analysis	Ra226_Ra228		1	482407	09/14/20 11:02	CAH	TAL SL

Client Sample ID: BA 13923 MW-15R
Date Collected: 07/28/20 09:07
Date Received: 08/03/20 13:10

Lab Sample ID: 400-191643-29
Matrix: Water

Prep Type	Batch Type	Batch Method	Run	Dilution Factor	Batch Number	Prepared or Analyzed	Analyst	Lab
Total/NA	Prep	PrecSep-21			478660	08/06/20 09:02	RBR	TAL SL
Total/NA	Analysis	9315		1	481102	08/30/20 19:08	SCB	TAL SL
Total/NA	Prep	PrecSep_0			480890	08/27/20 12:17	AVB	TAL SL
Total/NA	Analysis	9320		1	481477	09/03/20 11:47	CMM	TAL SL
Total/NA	Analysis	Ra226_Ra228		1	482407	09/14/20 11:02	CAH	TAL SL

Client Sample ID: BA 13924 FB-4
Date Collected: 07/28/20 09:50
Date Received: 08/03/20 13:10

Lab Sample ID: 400-191643-30
Matrix: Water

Prep Type	Batch Type	Batch Method	Run	Dilution Factor	Batch Number	Prepared or Analyzed	Analyst	Lab
Total/NA	Prep	PrecSep-21			478660	08/06/20 09:02	RBR	TAL SL
Total/NA	Analysis	9315		1	481102	08/30/20 19:08	SCB	TAL SL
Total/NA	Prep	PrecSep_0			480890	08/27/20 12:17	AVB	TAL SL
Total/NA	Analysis	9320		1	481477	09/03/20 11:47	CMM	TAL SL
Total/NA	Analysis	Ra226_Ra228		1	482407	09/14/20 11:02	CAH	TAL SL

Client Sample ID: BA 13925 MW-16V
Date Collected: 07/28/20 10:55
Date Received: 08/03/20 13:10

Lab Sample ID: 400-191643-31
Matrix: Water

Prep Type	Batch Type	Batch Method	Run	Dilution Factor	Batch Number	Prepared or Analyzed	Analyst	Lab
Total/NA	Prep	PrecSep-21			478660	08/06/20 09:02	RBR	TAL SL
Total/NA	Analysis	9315		1	481104	08/30/20 19:19	JLC	TAL SL
Total/NA	Prep	PrecSep_0			480890	08/27/20 12:17	AVB	TAL SL
Total/NA	Analysis	9320		1	481477	09/03/20 11:47	CMM	TAL SL
Total/NA	Analysis	Ra226_Ra228		1	482407	09/14/20 11:02	CAH	TAL SL

Client Sample ID: BA 13926 MW-16
Date Collected: 07/28/20 11:59
Date Received: 08/03/20 13:10

Lab Sample ID: 400-191643-32
Matrix: Water

Prep Type	Batch Type	Batch Method	Run	Dilution Factor	Batch Number	Prepared or Analyzed	Analyst	Lab
Total/NA	Prep	PrecSep-21			478660	08/06/20 09:02	RBR	TAL SL
Total/NA	Analysis	9315		1	481341	09/02/20 08:02	SCB	TAL SL
Total/NA	Prep	PrecSep_0			480890	08/27/20 12:17	AVB	TAL SL
Total/NA	Analysis	9320		1	481477	09/03/20 11:47	CMM	TAL SL
Total/NA	Analysis	Ra226_Ra228		1	482407	09/14/20 11:02	CAH	TAL SL

Client Sample ID: BA 14035 MW-28H
Date Collected: 07/29/20 08:52
Date Received: 08/03/20 13:10

Lab Sample ID: 400-191643-33
Matrix: Water

Prep Type	Batch Type	Batch Method	Run	Dilution Factor	Batch Number	Prepared or Analyzed	Analyst	Lab
Total/NA	Prep	PrecSep-21			478660	08/06/20 09:02	RBR	TAL SL
Total/NA	Analysis	9315		1	481341	09/02/20 08:02	SCB	TAL SL
Total/NA	Prep	PrecSep_0			480890	08/27/20 12:17	AVB	TAL SL
Total/NA	Analysis	9320		1	481477	09/03/20 11:47	CMM	TAL SL
Total/NA	Analysis	Ra226_Ra228		1	482407	09/14/20 11:02	CAH	TAL SL

Client Sample ID: BA 14036 MW-29H
Date Collected: 07/29/20 10:27
Date Received: 08/03/20 13:10

Lab Sample ID: 400-191643-34
Matrix: Water

Prep Type	Batch Type	Batch Method	Run	Dilution Factor	Batch Number	Prepared or Analyzed	Analyst	Lab
Total/NA	Prep	PrecSep-21			478660	08/06/20 09:02	RBR	TAL SL
Total/NA	Analysis	9315		1	481104	08/30/20 19:20	JLC	TAL SL
Total/NA	Prep	PrecSep_0			480890	08/27/20 12:17	AVB	TAL SL
Total/NA	Analysis	9320		1	481477	09/03/20 11:47	CMM	TAL SL
Total/NA	Analysis	Ra226_Ra228		1	482407	09/14/20 11:02	CAH	TAL SL

Client Sample ID: BA 14037 MW-17
Date Collected: 07/29/20 11:57
Date Received: 08/03/20 13:10

Lab Sample ID: 400-191643-35
Matrix: Water

Prep Type	Batch Type	Batch Method	Run	Dilution Factor	Batch Number	Prepared or Analyzed	Analyst	Lab
Total/NA	Prep	PrecSep-21			478660	08/06/20 09:02	RBR	TAL SL
Total/NA	Analysis	9315		1	481104	08/30/20 19:21	JLC	TAL SL
Total/NA	Prep	PrecSep_0			480890	08/27/20 12:17	AVB	TAL SL
Total/NA	Analysis	9320		1	481477	09/03/20 11:47	CMM	TAL SL
Total/NA	Analysis	Ra226_Ra228		1	482407	09/14/20 11:02	CAH	TAL SL

Client Sample ID: BA 14038 MW-13
Date Collected: 07/27/20 10:55
Date Received: 08/03/20 13:10

Lab Sample ID: 400-191643-36
Matrix: Water

Prep Type	Batch Type	Batch Method	Run	Dilution Factor	Batch Number	Prepared or Analyzed	Analyst	Lab
Total/NA	Prep	PrecSep-21			478660	08/06/20 09:02	RBR	TAL SL
Total/NA	Analysis	9315		1	481104	08/30/20 19:21	JLC	TAL SL
Total/NA	Prep	PrecSep_0			478664	08/06/20 09:29	RBR	TAL SL
Total/NA	Analysis	9320		1	480278	08/21/20 12:07	JLC	TAL SL
Total/NA	Analysis	Ra226_Ra228		1	482407	09/14/20 11:02	CAH	TAL SL

Client Sample ID: BA 14039 MW-12

Lab Sample ID: 400-191643-37

Date Collected: 07/27/20 14:10

Matrix: Water

Date Received: 08/03/20 13:10

Prep Type	Batch Type	Batch Method	Run	Dilution Factor	Batch Number	Prepared or Analyzed	Analyst	Lab
Total/NA	Prep	PrecSep-21			478660	08/06/20 09:02	RBR	TAL SL
Total/NA	Analysis	9315		1	481104	08/30/20 19:22	JLC	TAL SL
Total/NA	Prep	PrecSep_0			480890	08/27/20 12:17	AVB	TAL SL
Total/NA	Analysis	9320		1	481477	09/03/20 11:48	CMM	TAL SL
Total/NA	Analysis	Ra226_Ra228		1	482407	09/14/20 11:02	CAH	TAL SL

Client Sample ID: BA 14040 MW-7

Lab Sample ID: 400-191643-38

Date Collected: 07/28/20 09:25

Matrix: Water

Date Received: 08/03/20 13:10

Prep Type	Batch Type	Batch Method	Run	Dilution Factor	Batch Number	Prepared or Analyzed	Analyst	Lab
Total/NA	Prep	PrecSep-21			478660	08/06/20 09:02	RBR	TAL SL
Total/NA	Analysis	9315		1	481274	09/01/20 12:24	JLW	TAL SL
Total/NA	Prep	PrecSep_0			480890	08/27/20 12:17	AVB	TAL SL
Total/NA	Analysis	9320		1	481477	09/03/20 11:48	CMM	TAL SL
Total/NA	Analysis	Ra226_Ra228		1	482407	09/14/20 11:02	CAH	TAL SL

Client Sample ID: BA 14041 MW-6

Lab Sample ID: 400-191643-39

Date Collected: 07/28/20 10:30

Matrix: Water

Date Received: 08/03/20 13:10

Prep Type	Batch Type	Batch Method	Run	Dilution Factor	Batch Number	Prepared or Analyzed	Analyst	Lab
Total/NA	Prep	PrecSep-21			478660	08/06/20 09:02	RBR	TAL SL
Total/NA	Analysis	9315		1	481104	08/30/20 21:03	JLC	TAL SL
Total/NA	Prep	PrecSep_0			478664	08/06/20 09:29	RBR	TAL SL
Total/NA	Analysis	9320		1	480278	08/21/20 12:07	JLC	TAL SL
Total/NA	Analysis	Ra226_Ra228		1	482407	09/14/20 11:02	CAH	TAL SL

Client Sample ID: BA 14042 MW-21

Lab Sample ID: 400-191643-40

Date Collected: 07/28/20 11:25

Matrix: Water

Date Received: 08/03/20 13:10

Prep Type	Batch Type	Batch Method	Run	Dilution Factor	Batch Number	Prepared or Analyzed	Analyst	Lab
Total/NA	Prep	PrecSep-21			478660	08/06/20 09:02	RBR	TAL SL
Total/NA	Analysis	9315		1	481104	08/30/20 21:04	JLC	TAL SL
Total/NA	Prep	PrecSep_0			478664	08/06/20 09:29	RBR	TAL SL
Total/NA	Analysis	9320		1	480278	08/21/20 12:08	JLC	TAL SL
Total/NA	Analysis	Ra226_Ra228		1	482407	09/14/20 11:02	CAH	TAL SL

Client Sample ID: BA 14043 MW-21 DUP
Date Collected: 07/28/20 11:25
Date Received: 08/03/20 13:10

Lab Sample ID: 400-191643-41
Matrix: Water

Prep Type	Batch Type	Batch Method	Run	Dilution Factor	Batch Number	Prepared or Analyzed	Analyst	Lab
Total/NA	Prep	PrecSep-21			478660	08/06/20 09:02	RBR	TAL SL
Total/NA	Analysis	9315		1	481104	08/30/20 21:04	JLC	TAL SL
Total/NA	Prep	PrecSep_0			478664	08/06/20 09:29	RBR	TAL SL
Total/NA	Analysis	9320		1	480278	08/21/20 12:08	JLC	TAL SL
Total/NA	Analysis	Ra226_Ra228		1	482407	09/14/20 11:02	CAH	TAL SL

Client Sample ID: BA 14044 MW-22
Date Collected: 07/28/20 12:25
Date Received: 08/03/20 13:10

Lab Sample ID: 400-191643-42
Matrix: Water

Prep Type	Batch Type	Batch Method	Run	Dilution Factor	Batch Number	Prepared or Analyzed	Analyst	Lab
Total/NA	Prep	PrecSep-21			478660	08/06/20 09:02	RBR	TAL SL
Total/NA	Analysis	9315		1	481104	08/30/20 21:04	JLC	TAL SL
Total/NA	Prep	PrecSep_0			478664	08/06/20 09:29	RBR	TAL SL
Total/NA	Analysis	9320		1	480278	08/21/20 12:08	JLC	TAL SL
Total/NA	Analysis	Ra226_Ra228		1	482407	09/14/20 11:02	CAH	TAL SL

Client Sample ID: BA 14045 MW-22 DUP
Date Collected: 07/28/20 12:25
Date Received: 08/03/20 13:10

Lab Sample ID: 400-191643-43
Matrix: Water

Prep Type	Batch Type	Batch Method	Run	Dilution Factor	Batch Number	Prepared or Analyzed	Analyst	Lab
Total/NA	Prep	PrecSep-21			478660	08/06/20 09:02	RBR	TAL SL
Total/NA	Analysis	9315		1	481274	09/01/20 12:24	JLW	TAL SL
Total/NA	Prep	PrecSep_0			480890	08/27/20 12:17	AVB	TAL SL
Total/NA	Analysis	9320		1	481477	09/03/20 11:48	CMM	TAL SL
Total/NA	Analysis	Ra226_Ra228		1	482407	09/14/20 11:02	CAH	TAL SL

Client Sample ID: BA 14046 MW-5
Date Collected: 07/28/20 13:40
Date Received: 08/03/20 13:10

Lab Sample ID: 400-191643-44
Matrix: Water

Prep Type	Batch Type	Batch Method	Run	Dilution Factor	Batch Number	Prepared or Analyzed	Analyst	Lab
Total/NA	Prep	PrecSep-21			478660	08/06/20 09:02	RBR	TAL SL
Total/NA	Analysis	9315		1	481274	09/01/20 12:24	JLW	TAL SL
Total/NA	Prep	PrecSep_0			480890	08/27/20 12:17	AVB	TAL SL
Total/NA	Analysis	9320		1	481477	09/03/20 11:48	CMM	TAL SL
Total/NA	Analysis	Ra226_Ra228		1	482407	09/14/20 11:02	CAH	TAL SL

Lab Chronicle

Client: Alabama Power General Test Laboratory
Project/Site: CCR Plant Gaston

Job ID: 400-191643-1
SDG: Gaston Ash Pond 1287

Client Sample ID: BA 14047 MW-9
Date Collected: 07/29/20 09:50
Date Received: 08/03/20 13:10

Lab Sample ID: 400-191643-45
Matrix: Water

Prep Type	Batch Type	Batch Method	Run	Dilution Factor	Batch Number	Prepared or Analyzed	Analyst	Lab
Total/NA	Prep	PrecSep-21			478660	08/06/20 09:02	RBR	TAL SL
Total/NA	Analysis	9315		1	481318	09/01/20 12:24	SCB	TAL SL
Total/NA	Prep	PrecSep_0			478664	08/06/20 09:29	RBR	TAL SL
Total/NA	Analysis	9320		1	480278	08/21/20 12:08	JLC	TAL SL
Total/NA	Analysis	Ra226_Ra228		1	482407	09/14/20 11:02	CAH	TAL SL

Client Sample ID: BA 14048 FB-3
Date Collected: 07/29/20 10:55
Date Received: 08/03/20 13:10

Lab Sample ID: 400-191643-46
Matrix: Water

Prep Type	Batch Type	Batch Method	Run	Dilution Factor	Batch Number	Prepared or Analyzed	Analyst	Lab
Total/NA	Prep	PrecSep-21			478660	08/06/20 09:02	RBR	TAL SL
Total/NA	Analysis	9315		1	481104	08/30/20 21:05	JLC	TAL SL
Total/NA	Prep	PrecSep_0			478664	08/06/20 09:29	RBR	TAL SL
Total/NA	Analysis	9320		1	480278	08/21/20 12:08	JLC	TAL SL
Total/NA	Analysis	Ra226_Ra228		1	482407	09/14/20 11:02	CAH	TAL SL

Client Sample ID: BA 14049 EB-1
Date Collected: 07/29/20 11:05
Date Received: 08/03/20 13:10

Lab Sample ID: 400-191643-47
Matrix: Water

Prep Type	Batch Type	Batch Method	Run	Dilution Factor	Batch Number	Prepared or Analyzed	Analyst	Lab
Total/NA	Prep	PrecSep-21			478660	08/06/20 09:02	RBR	TAL SL
Total/NA	Analysis	9315		1	481104	08/30/20 21:06	JLC	TAL SL
Total/NA	Prep	PrecSep_0			480890	08/27/20 12:17	AVB	TAL SL
Total/NA	Analysis	9320		1	481477	09/03/20 11:48	CMM	TAL SL
Total/NA	Analysis	Ra226_Ra228		1	482407	09/14/20 11:02	CAH	TAL SL

Client Sample ID: BA 14050 MW-8
Date Collected: 07/29/20 11:25
Date Received: 08/03/20 13:10

Lab Sample ID: 400-191643-48
Matrix: Water

Prep Type	Batch Type	Batch Method	Run	Dilution Factor	Batch Number	Prepared or Analyzed	Analyst	Lab
Total/NA	Prep	PrecSep-21			478660	08/06/20 09:02	RBR	TAL SL
Total/NA	Analysis	9315		1	481104	08/30/20 21:06	JLC	TAL SL
Total/NA	Prep	PrecSep_0			478664	08/06/20 09:29	RBR	TAL SL
Total/NA	Analysis	9320		1	480278	08/21/20 12:08	JLC	TAL SL
Total/NA	Analysis	Ra226_Ra228		1	482407	09/14/20 11:02	CAH	TAL SL

Laboratory References:

TAL SL = Eurofins TestAmerica, St. Louis, 13715 Rider Trail North, Earth City, MO 63045, TEL (314)298-8566

Rad

Prep Batch: 478597

Lab Sample ID	Client Sample ID	Prep Type	Matrix	Method	Prep Batch
400-191643-1	BA 13437 MW-27	Total/NA	Water	PrecSep-21	
400-191643-2	BA 13438 MW-23D	Total/NA	Water	PrecSep-21	
400-191643-3	BA 13439 MW-23S	Total/NA	Water	PrecSep-21	
400-191643-4	BA 13440 MW-37V	Total/NA	Water	PrecSep-21	
400-191643-5	BA 13441 MW-32V	Total/NA	Water	PrecSep-21	
400-191643-6	BA 13442 FB-1	Total/NA	Water	PrecSep-21	
400-191643-7	BA 13443 MW-36V	Total/NA	Water	PrecSep-21	
400-191643-8	BA 13444 MW-34V	Total/NA	Water	PrecSep-21	
400-191643-9	BA 13445 MW-35V	Total/NA	Water	PrecSep-21	
400-191643-10	BA 13446 MW-33V	Total/NA	Water	PrecSep-21	
400-191643-11	BA 13720 MW-20V	Total/NA	Water	PrecSep-21	
MB 160-478597/24-A	Method Blank	Total/NA	Water	PrecSep-21	
LCS 160-478597/1-A	Lab Control Sample	Total/NA	Water	PrecSep-21	
400-191643-1 MS	BA 13437 MW-27	Total/NA	Water	PrecSep-21	
400-191643-1 MSD	BA 13437 MW-27	Total/NA	Water	PrecSep-21	

Prep Batch: 478599

Lab Sample ID	Client Sample ID	Prep Type	Matrix	Method	Prep Batch
400-191643-1	BA 13437 MW-27	Total/NA	Water	PrecSep_0	
400-191643-2	BA 13438 MW-23D	Total/NA	Water	PrecSep_0	
400-191643-3	BA 13439 MW-23S	Total/NA	Water	PrecSep_0	
400-191643-4	BA 13440 MW-37V	Total/NA	Water	PrecSep_0	
400-191643-5	BA 13441 MW-32V	Total/NA	Water	PrecSep_0	
400-191643-6	BA 13442 FB-1	Total/NA	Water	PrecSep_0	
400-191643-7	BA 13443 MW-36V	Total/NA	Water	PrecSep_0	
400-191643-8	BA 13444 MW-34V	Total/NA	Water	PrecSep_0	
400-191643-9	BA 13445 MW-35V	Total/NA	Water	PrecSep_0	
400-191643-10	BA 13446 MW-33V	Total/NA	Water	PrecSep_0	
400-191643-11	BA 13720 MW-20V	Total/NA	Water	PrecSep_0	
MB 160-478599/24-A	Method Blank	Total/NA	Water	PrecSep_0	
LCS 160-478599/1-A	Lab Control Sample	Total/NA	Water	PrecSep_0	
400-191643-1 MS	BA 13437 MW-27	Total/NA	Water	PrecSep_0	
400-191643-1 MSD	BA 13437 MW-27	Total/NA	Water	PrecSep_0	

Prep Batch: 478643

Lab Sample ID	Client Sample ID	Prep Type	Matrix	Method	Prep Batch
400-191643-12	BA 13721 MW-20SV	Total/NA	Water	PrecSep-21	
400-191643-13	BA 13722 MW-20SV DUP	Total/NA	Water	PrecSep-21	
400-191643-14	BA 13723 MW-20	Total/NA	Water	PrecSep-21	
400-191643-15	BA 13724 MW-18	Total/NA	Water	PrecSep-21	
400-191643-16	BA 13725 MW-17SV	Total/NA	Water	PrecSep-21	
400-191643-17	BA 13726 MW-17SV DUP	Total/NA	Water	PrecSep-21	
400-191643-18	BA 13727 MW-17V	Total/NA	Water	PrecSep-21	
400-191643-19	BA 13728 MW-26	Total/NA	Water	PrecSep-21	
400-191643-20	BA 13729 MW-10	Total/NA	Water	PrecSep-21	
400-191643-21	BA 13730 MW-11	Total/NA	Water	PrecSep-21	
400-191643-22	BA 13731 MW-14	Total/NA	Water	PrecSep-21	
400-191643-23	BA 13732 MW-30H	Total/NA	Water	PrecSep-21	
400-191643-24	BA 13733 FB-2	Total/NA	Water	PrecSep-21	
400-191643-25	BA 13919 MW-4	Total/NA	Water	PrecSep-21	
400-191643-26	BA 13920 MW-3	Total/NA	Water	PrecSep-21	

Rad (Continued)

Prep Batch: 478643 (Continued)

Lab Sample ID	Client Sample ID	Prep Type	Matrix	Method	Prep Batch
400-191643-27	BA 13921 MW-19	Total/NA	Water	PrecSep-21	
400-191643-28	BA 13922 MW-31VR	Total/NA	Water	PrecSep-21	
MB 160-478643/23-A	Method Blank	Total/NA	Water	PrecSep-21	
LCS 160-478643/1-A	Lab Control Sample	Total/NA	Water	PrecSep-21	
400-191643-15 MS	BA 13724 MW-18	Total/NA	Water	PrecSep-21	
400-191643-15 MSD	BA 13724 MW-18	Total/NA	Water	PrecSep-21	
400-191643-25 MS	BA 13919 MW-4	Total/NA	Water	PrecSep-21	
400-191643-25 MSD	BA 13919 MW-4	Total/NA	Water	PrecSep-21	

Prep Batch: 478657

Lab Sample ID	Client Sample ID	Prep Type	Matrix	Method	Prep Batch
400-191643-17	BA 13726 MW-17SV DUP	Total/NA	Water	PrecSep_0	
400-191643-18	BA 13727 MW-17V	Total/NA	Water	PrecSep_0	
400-191643-19	BA 13728 MW-26	Total/NA	Water	PrecSep_0	
400-191643-20	BA 13729 MW-10	Total/NA	Water	PrecSep_0	
400-191643-21	BA 13730 MW-11	Total/NA	Water	PrecSep_0	
400-191643-22	BA 13731 MW-14	Total/NA	Water	PrecSep_0	
400-191643-23	BA 13732 MW-30H	Total/NA	Water	PrecSep_0	

Prep Batch: 478660

Lab Sample ID	Client Sample ID	Prep Type	Matrix	Method	Prep Batch
400-191643-29	BA 13923 MW-15R	Total/NA	Water	PrecSep-21	
400-191643-30	BA 13924 FB-4	Total/NA	Water	PrecSep-21	
400-191643-31	BA 13925 MW-16V	Total/NA	Water	PrecSep-21	
400-191643-32	BA 13926 MW-16	Total/NA	Water	PrecSep-21	
400-191643-33	BA 14035 MW-28H	Total/NA	Water	PrecSep-21	
400-191643-34	BA 14036 MW-29H	Total/NA	Water	PrecSep-21	
400-191643-35	BA 14037 MW-17	Total/NA	Water	PrecSep-21	
400-191643-36	BA 14038 MW-13	Total/NA	Water	PrecSep-21	
400-191643-37	BA 14039 MW-12	Total/NA	Water	PrecSep-21	
400-191643-38	BA 14040 MW-7	Total/NA	Water	PrecSep-21	
400-191643-39	BA 14041 MW-6	Total/NA	Water	PrecSep-21	
400-191643-40	BA 14042 MW-21	Total/NA	Water	PrecSep-21	
400-191643-41	BA 14043 MW-21 DUP	Total/NA	Water	PrecSep-21	
400-191643-42	BA 14044 MW-22	Total/NA	Water	PrecSep-21	
400-191643-43	BA 14045 MW-22 DUP	Total/NA	Water	PrecSep-21	
400-191643-44	BA 14046 MW-5	Total/NA	Water	PrecSep-21	
400-191643-45	BA 14047 MW-9	Total/NA	Water	PrecSep-21	
400-191643-46	BA 14048 FB-3	Total/NA	Water	PrecSep-21	
400-191643-47	BA 14049 EB-1	Total/NA	Water	PrecSep-21	
400-191643-48	BA 14050 MW-8	Total/NA	Water	PrecSep-21	
MB 160-478660/23-A	Method Blank	Total/NA	Water	PrecSep-21	
LCS 160-478660/1-A	Lab Control Sample	Total/NA	Water	PrecSep-21	
LCSD 160-478660/2-A	Lab Control Sample Dup	Total/NA	Water	PrecSep-21	

Prep Batch: 478664

Lab Sample ID	Client Sample ID	Prep Type	Matrix	Method	Prep Batch
400-191643-36	BA 14038 MW-13	Total/NA	Water	PrecSep_0	
400-191643-39	BA 14041 MW-6	Total/NA	Water	PrecSep_0	
400-191643-40	BA 14042 MW-21	Total/NA	Water	PrecSep_0	
400-191643-41	BA 14043 MW-21 DUP	Total/NA	Water	PrecSep_0	

Rad (Continued)

Prep Batch: 478664 (Continued)

Lab Sample ID	Client Sample ID	Prep Type	Matrix	Method	Prep Batch
400-191643-42	BA 14044 MW-22	Total/NA	Water	PrecSep_0	
400-191643-45	BA 14047 MW-9	Total/NA	Water	PrecSep_0	
400-191643-46	BA 14048 FB-3	Total/NA	Water	PrecSep_0	
400-191643-48	BA 14050 MW-8	Total/NA	Water	PrecSep_0	
MB 160-478664/23-A	Method Blank	Total/NA	Water	PrecSep_0	
LCS 160-478664/1-A	Lab Control Sample	Total/NA	Water	PrecSep_0	
LCSD 160-478664/2-A	Lab Control Sample Dup	Total/NA	Water	PrecSep_0	

Prep Batch: 480890

Lab Sample ID	Client Sample ID	Prep Type	Matrix	Method	Prep Batch
400-191643-29	BA 13923 MW-15R	Total/NA	Water	PrecSep_0	
400-191643-30	BA 13924 FB-4	Total/NA	Water	PrecSep_0	
400-191643-31	BA 13925 MW-16V	Total/NA	Water	PrecSep_0	
400-191643-32	BA 13926 MW-16	Total/NA	Water	PrecSep_0	
400-191643-33	BA 14035 MW-28H	Total/NA	Water	PrecSep_0	
400-191643-34	BA 14036 MW-29H	Total/NA	Water	PrecSep_0	
400-191643-35	BA 14037 MW-17	Total/NA	Water	PrecSep_0	
400-191643-37	BA 14039 MW-12	Total/NA	Water	PrecSep_0	
400-191643-38	BA 14040 MW-7	Total/NA	Water	PrecSep_0	
400-191643-43	BA 14045 MW-22 DUP	Total/NA	Water	PrecSep_0	
400-191643-44	BA 14046 MW-5	Total/NA	Water	PrecSep_0	
400-191643-47	BA 14049 EB-1	Total/NA	Water	PrecSep_0	
MB 160-480890/16-A	Method Blank	Total/NA	Water	PrecSep_0	
LCS 160-480890/1-A	Lab Control Sample	Total/NA	Water	PrecSep_0	
LCSD 160-480890/2-A	Lab Control Sample Dup	Total/NA	Water	PrecSep_0	

Prep Batch: 481572

Lab Sample ID	Client Sample ID	Prep Type	Matrix	Method	Prep Batch
400-191643-12	BA 13721 MW-20SV	Total/NA	Water	PrecSep_0	
400-191643-13	BA 13722 MW-20SV DUP	Total/NA	Water	PrecSep_0	
400-191643-14	BA 13723 MW-20	Total/NA	Water	PrecSep_0	
400-191643-15	BA 13724 MW-18	Total/NA	Water	PrecSep_0	
400-191643-16	BA 13725 MW-17SV	Total/NA	Water	PrecSep_0	
400-191643-24	BA 13733 FB-2	Total/NA	Water	PrecSep_0	
400-191643-25	BA 13919 MW-4	Total/NA	Water	PrecSep_0	
400-191643-26	BA 13920 MW-3	Total/NA	Water	PrecSep_0	
400-191643-27	BA 13921 MW-19	Total/NA	Water	PrecSep_0	
400-191643-28	BA 13922 MW-31VR	Total/NA	Water	PrecSep_0	
MB 160-481572/23-A	Method Blank	Total/NA	Water	PrecSep_0	
LCS 160-481572/1-A	Lab Control Sample	Total/NA	Water	PrecSep_0	
400-191643-15 MS	BA 13724 MW-18	Total/NA	Water	PrecSep_0	
400-191643-15 MSD	BA 13724 MW-18	Total/NA	Water	PrecSep_0	
400-191643-25 MS	BA 13919 MW-4	Total/NA	Water	PrecSep_0	
400-191643-25 MSD	BA 13919 MW-4	Total/NA	Water	PrecSep_0	

Method: 9315 - Radium-226 (GFPC)

Lab Sample ID: MB 160-478597/24-A
Matrix: Water
Analysis Batch: 481079

Client Sample ID: Method Blank
Prep Type: Total/NA
Prep Batch: 478597

Analyte	MB Result	MB Qualifier	Count Uncert. (2σ+/-)	Total Uncert. (2σ+/-)	RL	MDC	Unit	Prepared	Analyzed	Dil Fac
Radium-226	0.0000	U	0.0962	0.0962	1.00	0.188	pCi/L	08/05/20 09:45	08/28/20 07:29	1

Carrier	*MB %Yield*	*MB Qualifier*	*Limits*	*Prepared*	*Analyzed*	*Dil Fac*
Ba Carrier	*96.7*		*40 - 110*	*08/05/20 09:45*	*08/28/20 07:29*	*1*

Lab Sample ID: LCS 160-478597/1-A
Matrix: Water
Analysis Batch: 480862

Client Sample ID: Lab Control Sample
Prep Type: Total/NA
Prep Batch: 478597

Analyte			Spike Added	LCS Result	LCS Qual	Total Uncert. (2σ+/-)	RL	MDC	Unit	%Rec	%Rec. Limits		
Radium-226			15.1	14.13		1.49	1.00	0.196	pCi/L	93	75 - 125		

Carrier	*LCS %Yield*	*LCS Qualifier*	*Limits*
Ba Carrier	*95.8*		*40 - 110*

Lab Sample ID: 400-191643-1 MS
Matrix: Water
Analysis Batch: 480862

Client Sample ID: BA 13437 MW-27
Prep Type: Total/NA
Prep Batch: 478597

Analyte	Sample Result	Sample Qual	Spike Added	MS Result	MS Qual	Total Uncert. (2σ+/-)	RL	MDC	Unit	%Rec	%Rec. Limits		
Radium-226	0.0884	U	15.1	11.89		1.28	1.00	0.191	pCi/L	78	75 - 138		

Carrier	*MS %Yield*	*MS Qualifier*	*Limits*
Ba Carrier	*97.9*		*40 - 110*

Lab Sample ID: 400-191643-1 MSD
Matrix: Water
Analysis Batch: 480862

Client Sample ID: BA 13437 MW-27
Prep Type: Total/NA
Prep Batch: 478597

Analyte	Sample Result	Sample Qual	Spike Added	MSD Result	MSD Qual	Total Uncert. (2σ+/-)	RL	MDC	Unit	%Rec	%Rec. Limits	RER	RER Limit
Radium-226	0.0884	U	15.1	13.64		1.43	1.00	0.148	pCi/L	90	75 - 138	0.65	1

Carrier	*MSD %Yield*	*MSD Qualifier*	*Limits*
Ba Carrier	*92.1*		*40 - 110*

Lab Sample ID: MB 160-478643/23-A
Matrix: Water
Analysis Batch: 481102

Client Sample ID: Method Blank
Prep Type: Total/NA
Prep Batch: 478643

Analyte	MB Result	MB Qualifier	Count Uncert. (2σ+/-)	Total Uncert. (2σ+/-)	RL	MDC	Unit	Prepared	Analyzed	Dil Fac
Radium-226	-0.006003	U	0.0698	0.0698	1.00	0.148	pCi/L	08/06/20 08:09	08/30/20 17:24	1

Method: 9315 - Radium-226 (GFPC) (Continued)

Lab Sample ID: MB 160-478643/23-A
Matrix: Water
Analysis Batch: 481102

Client Sample ID: Method Blank
Prep Type: Total/NA
Prep Batch: 478643

Carrier	MB %Yield	MB Qualifier	Limits	Prepared	Analyzed	Dil Fac
Ba Carrier	97.9		40 - 110	08/06/20 08:09	08/30/20 17:24	1

Lab Sample ID: LCS 160-478643/1-A
Matrix: Water
Analysis Batch: 481079

Client Sample ID: Lab Control Sample
Prep Type: Total/NA
Prep Batch: 478643

Analyte			Spike Added	LCS Result	LCS Qual	Total Uncert. (2σ+/-)	RL	MDC	Unit	%Rec	%Rec. Limits		
Radium-226			15.1	13.49		1.48	1.00	0.240	pCi/L	89	75 - 125		

Carrier	LCS %Yield	LCS Qualifier	Limits
Ba Carrier	89.4		40 - 110

Lab Sample ID: 400-191643-15 MS
Matrix: Water
Analysis Batch: 481102

Client Sample ID: BA 13724 MW-18
Prep Type: Total/NA
Prep Batch: 478643

Analyte	Sample Result	Sample Qual	Spike Added	MS Result	MS Qual	Total Uncert. (2σ+/-)	RL	MDC	Unit	%Rec	%Rec. Limits		
Radium-226	0.641		15.1	14.44		1.53	1.00	0.198	pCi/L	91	75 - 138		

Carrier	MS %Yield	MS Qualifier	Limits
Ba Carrier	94.0		40 - 110

Lab Sample ID: 400-191643-15 MSD
Matrix: Water
Analysis Batch: 481102

Client Sample ID: BA 13724 MW-18
Prep Type: Total/NA
Prep Batch: 478643

Analyte	Sample Result	Sample Qual	Spike Added	MSD Result	MSD Qual	Total Uncert. (2σ+/-)	RL	MDC	Unit	%Rec	%Rec. Limits	RER	RER Limit
Radium-226	0.641		15.1	14.34		1.51	1.00	0.204	pCi/L	91	75 - 138	0.04	1

Carrier	MSD %Yield	MSD Qualifier	Limits
Ba Carrier	96.1		40 - 110

Lab Sample ID: 400-191643-25 MS
Matrix: Water
Analysis Batch: 481274

Client Sample ID: BA 13919 MW-4
Prep Type: Total/NA
Prep Batch: 478643

Analyte	Sample Result	Sample Qual	Spike Added	MS Result	MS Qual	Total Uncert. (2σ+/-)	RL	MDC	Unit	%Rec	%Rec. Limits		
Radium-226	0.147		15.1	13.67		1.43	1.00	0.177	pCi/L	89	75 - 138		

Carrier	MS %Yield	MS Qualifier	Limits
Ba Carrier	96.1		40 - 110

Method: 9315 - Radium-226 (GFPC) (Continued)

Lab Sample ID: 400-191643-25 MSD
Matrix: Water
Analysis Batch: 481274

Client Sample ID: BA 13919 MW-4
Prep Type: Total/NA
Prep Batch: 478643

Analyte	Sample Result	Sample Qual	Spike Added	MSD Result	MSD Qual	Total Uncert. (2σ+/-)	RL	MDC	Unit	%Rec	%Rec. Limits	RER	RER Limit
Radium-226	0.147		15.1	13.88		1.46	1.00	0.194	pCi/L	91	75 - 138	0.07	1

Carrier	*MSD %Yield*	*MSD Qualifier*	*Limits*
Ba Carrier	*91.5*		*40 - 110*

Lab Sample ID: MB 160-478660/23-A
Matrix: Water
Analysis Batch: 481104

Client Sample ID: Method Blank
Prep Type: Total/NA
Prep Batch: 478660

Analyte	MB Result	MB Qualifier	Count Uncert. (2σ+/-)	Total Uncert. (2σ+/-)	RL	MDC	Unit	Prepared	Analyzed	Dil Fac
Radium-226	-0.01358	U	0.0580	0.0580	1.00	0.132	pCi/L	08/06/20 09:06	08/30/20 21:06	1

Carrier	*MB %Yield*	*MB Qualifier*	*Limits*	*Prepared*	*Analyzed*	*Dil Fac*
Ba Carrier	*88.2*		*40 - 110*	*08/06/20 09:06*	*08/30/20 21:06*	*1*

Lab Sample ID: LCS 160-478660/1-A
Matrix: Water
Analysis Batch: 481105

Client Sample ID: Lab Control Sample
Prep Type: Total/NA
Prep Batch: 478660

Analyte			Spike Added	LCS Result	LCS Qual	Total Uncert. (2σ+/-)	RL	MDC	Unit	%Rec	%Rec. Limits		
Radium-226			15.1	14.35		1.49	1.00	0.110	pCi/L	95	75 - 125		

Carrier	*LCS %Yield*	*LCS Qualifier*	*Limits*
Ba Carrier	*91.8*		*40 - 110*

Lab Sample ID: LCSD 160-478660/2-A
Matrix: Water
Analysis Batch: 481102

Client Sample ID: Lab Control Sample Dup
Prep Type: Total/NA
Prep Batch: 478660

Analyte			Spike Added	LCSD Result	LCSD Qual	Total Uncert. (2σ+/-)	RL	MDC	Unit	%Rec	%Rec. Limits	RER	RER Limit
Radium-226			15.1	14.09		1.47	1.00	0.179	pCi/L	93	75 - 125	0.09	1

Carrier	*LCSD %Yield*	*LCSD Qualifier*	*Limits*
Ba Carrier	*87.3*		*40 - 110*

Method: 9320 - Radium-228 (GFPC)

Lab Sample ID: MB 160-478599/24-A
Matrix: Water
Analysis Batch: 480038

Client Sample ID: Method Blank
Prep Type: Total/NA
Prep Batch: 478599

Analyte	MB Result	MB Qualifier	Count Uncert. (2σ+/-)	Total Uncert. (2σ+/-)	RL	MDC	Unit	Prepared	Analyzed	Dil Fac
Radium-228	0.6737		0.340	0.346	1.00	0.497	pCi/L	08/05/20 10:52	08/20/20 13:24	1

Method: 9320 - Radium-228 (GFPC) (Continued)

Carrier	MB %Yield	MB Qualifier	Limits	Prepared	Analyzed	Dil Fac
Ba Carrier	96.7		40 - 110	08/05/20 10:52	08/20/20 13:24	1
Y Carrier	86.4		40 - 110	08/05/20 10:52	08/20/20 13:24	1

Lab Sample ID: LCS 160-478599/1-A
Matrix: Water
Analysis Batch: 479986

Client Sample ID: Lab Control Sample
Prep Type: Total/NA
Prep Batch: 478599

Analyte			Spike Added	LCS Result	LCS Qual	Total Uncert. (2σ+/-)	RL	MDC	Unit	%Rec	%Rec. Limits		
Radium-228			10.5	11.17		1.37	1.00	0.620	pCi/L	106	75 - 125		

Carrier	LCS %Yield	LCS Qualifier	Limits
Ba Carrier	95.8		40 - 110
Y Carrier	77.8		40 - 110

Lab Sample ID: 400-191643-1 MS
Matrix: Water
Analysis Batch: 479986

Client Sample ID: BA 13437 MW-27
Prep Type: Total/NA
Prep Batch: 478599

Analyte	Sample Result	Sample Qual	Spike Added	MS Result	MS Qual	Total Uncert. (2σ+/-)	RL	MDC	Unit	%Rec	%Rec. Limits		
Radium-228	0.399	U	10.5	9.835		1.23	1.00	0.499	pCi/L	90	45 - 150		

Carrier	MS %Yield	MS Qualifier	Limits
Ba Carrier	97.9		40 - 110
Y Carrier	79.6		40 - 110

Lab Sample ID: 400-191643-1 MSD
Matrix: Water
Analysis Batch: 479986

Client Sample ID: BA 13437 MW-27
Prep Type: Total/NA
Prep Batch: 478599

Analyte	Sample Result	Sample Qual	Spike Added	MSD Result	MSD Qual	Total Uncert. (2σ+/-)	RL	MDC	Unit	%Rec	%Rec. Limits	RER	RER Limit
Radium-228	0.399	U	10.5	10.86		1.31	1.00	0.511	pCi/L	100	45 - 150	0.40	1

Carrier	MSD %Yield	MSD Qualifier	Limits
Ba Carrier	92.1		40 - 110
Y Carrier	86.7		40 - 110

Lab Sample ID: MB 160-478664/23-A
Matrix: Water
Analysis Batch: 480278

Client Sample ID: Method Blank
Prep Type: Total/NA
Prep Batch: 478664

Analyte	MB Result	MB Qualifier	Count Uncert. (2σ+/-)	Total Uncert. (2σ+/-)	RL	MDC	Unit	Prepared	Analyzed	Dil Fac
Radium-228	0.7424		0.388	0.394	1.00	0.575	pCi/L	08/06/20 09:29	08/21/20 12:08	1

Carrier	MB %Yield	MB Qualifier	Limits	Prepared	Analyzed	Dil Fac
Ba Carrier	88.2		40 - 110	08/06/20 09:29	08/21/20 12:08	1
Y Carrier	84.5		40 - 110	08/06/20 09:29	08/21/20 12:08	1

Method: 9320 - Radium-228 (GFPC) (Continued)

Lab Sample ID: LCS 160-478664/1-A
Matrix: Water
Analysis Batch: 480255

Client Sample ID: Lab Control Sample
Prep Type: Total/NA
Prep Batch: 478664

Analyte			Spike Added	LCS Result	LCS Qual	Total Uncert. (2σ+/-)	RL	MDC	Unit	%Rec	%Rec. Limits		
Radium-228			10.5	13.54	*	1.61	1.00	0.668	pCi/L	129	75 - 125		

Carrier	*LCS %Yield*	*LCS Qualifier*	*Limits*
Ba Carrier	*91.8*		*40 - 110*
Y Carrier	*83.0*		*40 - 110*

Lab Sample ID: LCSD 160-478664/2-A
Matrix: Water
Analysis Batch: 480255

Client Sample ID: Lab Control Sample Dup
Prep Type: Total/NA
Prep Batch: 478664

Analyte			Spike Added	LCSD Result	LCSD Qual	Total Uncert. (2σ+/-)	RL	MDC	Unit	%Rec	%Rec. Limits	RER	RER Limit
Radium-228			10.5	15.95	*	1.88	1.00	0.733	pCi/L	152	75 - 125	0.69	1

Carrier	*LCSD %Yield*	*LCSD Qualifier*	*Limits*
Ba Carrier	*87.3*		*40 - 110*
Y Carrier	*74.4*		*40 - 110*

Lab Sample ID: MB 160-480890/16-A
Matrix: Water
Analysis Batch: 481625

Client Sample ID: Method Blank
Prep Type: Total/NA
Prep Batch: 480890

Analyte	MB Result	MB Qualifier	Count Uncert. (2σ+/-)	Total Uncert. (2σ+/-)	RL	MDC	Unit	Prepared	Analyzed	Dil Fac
Radium-228	1.419	G	0.881	0.891	1.00	1.35	pCi/L	08/27/20 12:17	09/03/20 11:48	1

Carrier	*MB %Yield*	*MB Qualifier*	*Limits*	*Prepared*	*Analyzed*	*Dil Fac*
Ba Carrier	*92.0*		*40 - 110*	*08/27/20 12:17*	*09/03/20 11:48*	*1*
Y Carrier	*85.2*		*40 - 110*	*08/27/20 12:17*	*09/03/20 11:48*	*1*

Lab Sample ID: LCS 160-480890/1-A
Matrix: Water
Analysis Batch: 481477

Client Sample ID: Lab Control Sample
Prep Type: Total/NA
Prep Batch: 480890

Analyte			Spike Added	LCS Result	LCS Qual	Total Uncert. (2σ+/-)	RL	MDC	Unit	%Rec	%Rec. Limits		
Radium-228			26.1	30.79		3.81	1.00	1.77	pCi/L	118	75 - 125		

Carrier	*LCS %Yield*	*LCS Qualifier*	*Limits*
Ba Carrier	*76.8*		*40 - 110*
Y Carrier	*83.0*		*40 - 110*

Method: 9320 - Radium-228 (GFPC) (Continued)

Lab Sample ID: LCSD 160-480890/2-A
Matrix: Water
Analysis Batch: 481477

Client Sample ID: Lab Control Sample Dup
Prep Type: Total/NA
Prep Batch: 480890

Analyte			Spike Added	LCSD Result	LCSD Qual	Total Uncert. (2σ+/-)	RL	MDC	Unit	%Rec	%Rec. Limits	RER	RER Limit
Radium-228			26.1	38.88	*	4.63	1.00	1.76	pCi/L	149	75 - 125	0.96	1

Carrier	*LCSD %Yield*	*LCSD Qualifier*	*Limits*
Ba Carrier	*71.6*		*40 - 110*
Y Carrier	*81.9*		*40 - 110*

Lab Sample ID: MB 160-481572/23-A
Matrix: Water
Analysis Batch: 482282

Client Sample ID: Method Blank
Prep Type: Total/NA
Prep Batch: 481572

Analyte	MB Result	MB Qualifier	Count Uncert. (2σ+/-)	Total Uncert. (2σ+/-)	RL	MDC	Unit	Prepared	Analyzed	Dil Fac
Radium-228	1.147	U G	0.942	0.948	1.00	1.50	pCi/L	09/03/20 12:57	09/11/20 12:46	1

Carrier	*MB %Yield*	*MB Qualifier*	*Limits*	*Prepared*	*Analyzed*	*Dil Fac*
Ba Carrier	*85.3*		*40 - 110*	*09/03/20 12:57*	*09/11/20 12:46*	*1*
Y Carrier	*79.3*		*40 - 110*	*09/03/20 12:57*	*09/11/20 12:46*	*1*

Lab Sample ID: LCS 160-481572/1-A
Matrix: Water
Analysis Batch: 482140

Client Sample ID: Lab Control Sample
Prep Type: Total/NA
Prep Batch: 481572

Analyte			Spike Added	LCS Result	LCS Qual	Total Uncert. (2σ+/-)	RL	MDC	Unit	%Rec	%Rec. Limits		
Radium-228			26.1	21.88		2.86	1.00	1.53	pCi/L	84	75 - 125		

Carrier	*LCS %Yield*	*LCS Qualifier*	*Limits*
Ba Carrier	*86.5*		*40 - 110*
Y Carrier	*83.4*		*40 - 110*

Lab Sample ID: 400-191643-15 MS
Matrix: Water
Analysis Batch: 482140

Client Sample ID: BA 13724 MW-18
Prep Type: Total/NA
Prep Batch: 481572

Analyte	Sample Result	Sample Qual	Spike Added	MS Result	MS Qual	Total Uncert. (2σ+/-)	RL	MDC	Unit	%Rec	%Rec. Limits		
Radium-228	1.71	G	24.1	24.89		3.12	1.00	1.39	pCi/L	96	45 - 150		

Carrier	*MS %Yield*	*MS Qualifier*	*Limits*
Ba Carrier	*88.4*		*40 - 110*
Y Carrier	*75.9*		*40 - 110*

Method: 9320 - Radium-228 (GFPC) (Continued)

Lab Sample ID: 400-191643-15 MSD
Matrix: Water
Analysis Batch: 482140

Client Sample ID: BA 13724 MW-18
Prep Type: Total/NA
Prep Batch: 481572

Analyte	Sample Result	Sample Qual	Spike Added	MSD Result	MSD Qual	Total Uncert. (2σ+/-)	RL	MDC	Unit	%Rec	%Rec. Limits	RER	RER Limit
Radium-228	1.71	G	23.7	26.77		3.33	1.00	1.48	pCi/L	106	45 - 150	0.29	1

Carrier	*MSD %Yield*	*MSD Qualifier*	*Limits*
Ba Carrier	*83.5*		*40 - 110*
Y Carrier	*76.3*		*40 - 110*

Lab Sample ID: 400-191643-25 MS
Matrix: Water
Analysis Batch: 482282

Client Sample ID: BA 13919 MW-4
Prep Type: Total/NA
Prep Batch: 481572

Analyte	Sample Result	Sample Qual	Spike Added	MS Result	MS Qual	Total Uncert. (2σ+/-)	RL	MDC	Unit	%Rec	%Rec. Limits
Radium-228	0.823	U G	24.3	27.01		3.34	1.00	1.48	pCi/L	108	45 - 150

Carrier	*MS %Yield*	*MS Qualifier*	*Limits*
Ba Carrier	*85.3*		*40 - 110*
Y Carrier	*79.6*		*40 - 110*

Lab Sample ID: 400-191643-25 MSD
Matrix: Water
Analysis Batch: 482282

Client Sample ID: BA 13919 MW-4
Prep Type: Total/NA
Prep Batch: 481572

Analyte	Sample Result	Sample Qual	Spike Added	MSD Result	MSD Qual	Total Uncert. (2σ+/-)	RL	MDC	Unit	%Rec	%Rec. Limits	RER	RER Limit
Radium-228	0.823	U G	24.0	21.34		2.68	1.00	1.24	pCi/L	85	45 - 150	0.94	1

Carrier	*MSD %Yield*	*MSD Qualifier*	*Limits*
Ba Carrier	*97.6*		*40 - 110*
Y Carrier	*81.1*		*40 - 110*

TestAmerica Pensacola
3355 McLemore Drive
Pensacola, FL 32514
Phone (850) 474-1001 Fax (850) 478-2671

Chain of Custody Record

TestAmerica
THE LEADER IN ENVIRONMENTAL TESTING

Client Information (Sub Contract Lab)	Sampler: TJ Daugherty	Lab PM: Whitmire, Cheyenne R	Carrier Tracking No(s):	COC No: 400-56525-24537.1
Client Contact: Laura Midkif	Phone:	E-Mail: cheyenne.whitmire@testamericainc.com	State of Origin: Alabama	Page: Page 1 of 7
Company: Alabama Power General Test Laboratory		Accreditations Required (See note):		Job #:
Address: 744 County Rd 87 GSC#8	Due Date Requested:			
City: Calera	TAT Requested (days): Routine			
State, Zip: AL, 35040				
Phone: 205-664-6197	PO #:			
Email: lbmidkif@southernco.com	WO #:			
Project Name: CCR	Project #: 40007143			
Site: Gaston Ash Pond 1287	SSOW#:			

Analysis Requested

Preservation Codes:

A - HCL	M - Hexane
B - NaOH	N - None
C - Zn Acetate	O - AsNaO2
D - Nitric Acid	P - Na2O4S
E - NaHSO4	Q - Na2SO3
F - MeOH	R - Na2S2O3
G - Amchlor	S - H2SO4
H - Ascorbic Acid	T - TSP Dodecahydrate
I - Ice	U - Acetone
J - DI Water	V - MCAA
K - EDTA	W - pH 4-5
L - EDA	Z - other (specify)

Other:

400-191643 COC

Sample Identification - Client ID (Lab ID)	Sample Date	Sample Time	Sample Type (C=comp, G=grab)	Matrix (Wwater, Ssolid, Owaste/oil, BT=Tissue, A=Air)	Field Filtered Sample (Yes or No)	Perform MS/MSD (Yes or No)	SM 4500 F_C	SM 4500 CL_E	SM 4500 SO4_E	9315_Ra226, 9320_Ra228, Ra226Ra228_GFPC	Total Number of containers	Special Instructions/Note:
			Preservation Code:									
BA13437	7/21/20	09:50	G	Water		X				X	3	MW-27
BA13438	7/21/20	11:50	G	Water						X	1	MW-23D
BA13439	7/21/20	13:00	G	Water						X	1	MW-23S

Note: Since laboratory accreditations are subject to change, TestAmerica Laboratories, Inc. places the ownership of method, analyte & accreditation compliance upon out subcontract laboratories. This sample shipment is forwarded under chain-of-custody. If the laboratory does not currently maintain accreditation in the State of Origin listed above for analysis/tests/matrix being analyzed, the samples must be shipped back to the TestAmerica laboratory or other instructions will be provided. Any changes to accreditation status should be brought to TestAmerica Laboratories, Inc. attention immediately. If all requested accreditations are current to date, return the signed Chain of Custody attesting to said compliance to TestAmerica Laboratories, Inc.

Possible Hazard Identification	Sample Disposal (A fee may be assessed if samples are retained longer than 1 month)
Unconfirmed	☐ Return To Client ☐ Disposal By Lab ☐ Archive For _____ Months
Deliverable Requested: I, II, III, IV, Other (specify)	Special Instructions/QC Requirements:

Empty Kit Relinquished by:	Date:	Time:	Method of Shipment:		
Relinquished by: Laura Midkiff	Date/Time: 07/30/2020 13:00	Water APC	Received by:	Date/Time: 8/3/20 1310	Company: TAPE
Relinquished by:	Date/Time:	Company	Received by:	Date/Time:	Company
Relinquished by:	Date/Time:	Company	Received by:	Date/Time:	Company

Custody Seals Intact: | Custody Seal No.: | Cooler Temperature(s) °C and Other Remarks:

29.7°C, 30.7°C, 30.6°C JR7

Ver. 09/20/2016

9/15/2020

TestAmerica Pensacola
3355 McLemore Drive
Pensacola, FL 32514
Phone (850) 474-1001 Fax (850) 478-2671

Chain of Custody Record

TestAmerica
THE LEADER IN ENVIRONMENTAL TESTING

Client Information (Sub Contract Lab)	Sampler: Dallas Gentry	Lab PM: Whitmire, Cheyenne R	Carrier Tracking No(s):	COC No: 400-56525-24537.1
Client Contact: Laura Midkif	Phone:	E-Mail: cheyenne.whitmire@testamericainc.com	State of Origin: Alabama	Page: Page 2 of 7
Company: Alabama Power General Test Laboratory		Accreditations Required (See note):		Job #:
Address: 744 County Rd 87 GSC#8	Due Date Requested:			
City: Calera	TAT Requested (days): Routine			
State, Zip: AL, 35040				
Phone: 205-664-6197	PO #:			
Email: lbmidkif@southernco.com	WO #:			
Project Name: CCR	Project #: 40007143			
Site: Gaston Ash Pond 1287	SSOW#:			

Analysis Requested

Preservation Codes:

A - HCL	M - Hexane
B - NaOH	N - None
C - Zn Acetate	O - AsNaO2
D - Nitric Acid	P - Na2O4S
E - NaHSO4	Q - Na2SO3
F - MeOH	R - Na2S2O3
G - AmchNor	S - H2SO4
H - Ascorbic Acid	T - TSP Dodecahydrate
I - Ice	U - Acetone
J - DI Water	V - MCAA
K - EDTA	W - pH 4-5
L - EDA	Z - other (specify)

Other:

Sample Identification - Client ID (Lab ID)	Sample Date	Sample Time	Sample Type (C=comp, G=grab)	Matrix (W=water, S=solid, O=waste/oil, BT=Tissue, A=Air)	Field Filtered Sample (Yes or No)	Perform MS/MSD (Yes or No)	SM 4500 F_C	SM 4500 CL_E	SM 4500 SO4_E	9315_Ra226, 9320_Ra228, Ra226Ra228_GFPC	Total Number of containers	Special Instructions/Note:
			Preservation Code:									
BA13440	7/20/20	10:57	G	Water						X	1	MW-37V
BA13441	7/20/20	12:21	G	Water						X	1	MW-32V
BA13442	7/20/20	13:10	G	Water						X	1	FB-1 (Field Blank)
BA13443	7/20/20	14:32	G	Water						X	1	MW-36V
BA13444	7/21/20	09:20	G	Water						X	1	MW-34V
BA13445	7/21/20	11:56	G	Water						X	1	MW-35V
BA13446	7/21/20	13:30	G	Water						X	1	MW-33V

Note: Since laboratory accreditations are subject to change, TestAmerica Laboratories, Inc. places the ownership of method, analyte & accreditation compliance upon out subcontract laboratories. This sample shipment is forwarded under chain-of-custody. If the laboratory does not currently maintain accreditation in the State of Origin listed above for analysis/tests/matrix being analyzed, the samples must be shipped back to the TestAmerica laboratory or other instructions will be provided. Any changes to accreditation status should be brought to TestAmerica Laboratories, Inc. attention immediately. If all requested accreditations are current to date, return the signed Chain of Custody attesting to said complicance to TestAmerica Laboratories, Inc.

Possible Hazard Identification	Sample Disposal (A fee may be assessed if samples are retained longer than 1 month)
Unconfirmed	☐ Return To Client ☐ Disposal By Lab ☐ Archive For _____ Months
Deliverable Requested: I, II, III, IV, Other (specify)	Special Instructions/QC Requirements:

43599

Empty Kit Relinquished by:	Date:	Time:	Method of Shipment:		
Relinquished by: Laura Midkiff	Date/Time: 07/30/2020 13:00	Company: Water APC	Received by:	Date/Time: 8/3/20 1310	Company: TAPG
Relinquished by:	Date/Time:	Company	Received by:	Date/Time:	Company
Relinquished by:	Date/Time:	Company	Received by:	Date/Time:	Company

Custody Seals Intact: | Custody Seal No.: | Cooler Temperature(s) °C and Other Remarks:

Ver: 09/20/2016

TestAmerica Pensacola
3355 McLemore Drive
Pensacola, FL 32514
Phone (850) 474-1001 Fax (850) 478-2671

Chain of Custody Record

TestAmerica
THE LEADER IN ENVIRONMENTAL TESTING

Client Information (Sub Contract Lab)	Sampler: Dallas Gentry	Lab PM: Whitmire, Cheyenne R	Carrier Tracking No(s):	COC No: 400-56525-24537.1
Client Contact: Laura Midkif	Phone:	E-Mail: cheyenne.whitmire@testamericainc.com	State of Origin: Alabama	Page: Page 3 of 7
Company: Alabama Power General Test Laboratory		Accreditations Required (See note):		Job #:
Address: 744 County Rd 87 GSC#8	Due Date Requested:			
City: Calera	TAT Requested (days): Routine			
State, Zip: AL, 35040				
Phone: 205-664-6197	PO #:			
Email: lbmidkif@southernco.com	WO #:			
Project Name: CCR	Project #: 40007143			
Site: Gaston Ash Pond 1287	SSOW#:			

Analysis Requested

Preservation Codes:

A - HCL	M - Hexane
B - NaOH	N - None
C - Zn Acetate	O - AsNaO2
D - Nitric Acid	P - Na2O4S
E - NaHSO4	Q - Na2SO3
F - MeOH	R - Na2S2O3
G - Amchlor	S - H2SO4
H - Ascorbic Acid	T - TSP Dodecahydrate
I - Ice	U - Acetone
J - DI Water	V - MCAA
K - EDTA	W - pH 4-5
L - EDA	Z - other (specify)

Other:

Sample Identification - Client ID (Lab ID)	Sample Date	Sample Time	Sample Type (C=Comp, G=grab)	Matrix (W=water, S=solid, O=wasteoil, BT=Tissue, A=Air)	Field Filtered Sample (Yes or No)	Perform MS/MSD (Yes or No)	SM 4500 F_C	SM 4500 CL_E	SM 4500 SO4_E	9315_Ra226, 9320_Ra228, Ra226Ra228_GFPC	Total Number of containers	Special Instructions/Note:
			Preservation Code:									
BA13720	7/22/20	09:32	G	Water						X	1	MW-20V
BA13721	7/22/20	11:05	G	Water						X	1	MW-20SV
BA13722	7/22/20	11:05	G	Water						X	1	MW-20SV DUP (Sample Duplicate)
BA13723	7/22/20	12:30	G	Water						X	1	MW-20
BA13724	7/22/20	13:34	G	Water		X				X	3	MW-18
BA13725	7/23/20	08:23	G	Water						X	1	MW-17SV
BA13726	7/23/20	08:23	G	Water						X	1	MW-17SV DUP (Sample Duplicate)
BA13727	7/23/20	11:17	G	Water						X		MW-17V

Note: Since laboratory accreditations are subject to change, TestAmerica Laboratories, Inc. places the ownership of method, analyte & accreditation compliance upon out subcontract laboratories. This sample shipment is forwarded under chain-of-custody. If the laboratory does not currently maintain accreditation in the State of Origin listed above for analysis/tests/matrix being analyzed, the samples must be shipped back to the TestAmerica laboratory or other instructions will be provided. Any changes to accreditation status should be brought to TestAmerica Laboratories, Inc. attention immediately. If all requested accreditations are current to date, return the signed Chain of Custody attesting to said complicance to TestAmerica Laboratories, Inc.

Possible Hazard Identification	*Sample Disposal (A fee may be assessed if samples are retained longer than 1 month)*
Unconfirmed	☐ *Return To Client* ☐ *Disposal By Lab* ☐ *Archive For* _____ *Months*
Deliverable Requested: I, II, III, IV, Other (specify)	Special Instructions/QC Requirements:

Empty Kit Relinquished by:	Date:	Time:	Method of Shipment:		
Relinquished by: Laura Midkiff	Date/Time: 07/30/2020 13:00	Water APC	Received by:	Date/Time: 8/3/20 1310	Company: APC
Relinquished by:	Date/Time:	Company	Received by:	Date/Time:	Company
Relinquished by:	Date/Time:	Company	Received by:	Date/Time:	Company

Custody Seals Intact:	Custody Seal No.:	Cooler Temperature(s) °C and Other Remarks:

Ver: 09/20/2016

TestAmerica Pensacola
3355 McLemore Drive
Pensacola, FL 32514
Phone (850) 474-1001 Fax (850) 478-2671

Chain of Custody Record

TestAmerica
THE LEADER IN ENVIRONMENTAL TESTING

Client Information (Sub Contract Lab)	Sampler: TJ Daugherty	Lab PM: Whitmire, Cheyenne R	Carrier Tracking No(s):	COC No: 400-56525-24537.1
Client Contact: Laura Midkif	Phone:	E-Mail: cheyenne.whitmire@testamericainc.com	State of Origin: Alabama	Page: Page 4 of 7
Company: Alabama Power General Test Laboratory		Accreditations Required (See note):		Job #:
Address: 744 County Rd 87 GSC#8	Due Date Requested:			
City: Calera	TAT Requested (days): Routine			
State, Zip: AL, 35040				
Phone: 205-664-6197	PO #:			
Email: lbmidkif@southernco.com	WO #:			
Project Name: CCR	Project #: 40007143			
Site: Gaston Ash Pond 1287	SSOW#:			

Analysis Requested

Preservation Codes:

A - HCL	M - Hexane
B - NaOH	N - None
C - Zn Acetate	O - AsNaO2
D - Nitric Acid	P - Na2O4S
E - NaHSO4	Q - Na2SO3
F - MeOH	R - Na2S2O3
G - Amchlor	S - H2SO4
H - Ascorbic Acid	T - TSP Dodecahydrate
I - Ice	U - Acetone
J - DI Water	V - MCAA
K - EDTA	W - pH 4-5
L - EDA	Z - other (specify)

Other:

Sample Identification - Client ID (Lab ID)	Sample Date	Sample Time	Sample Type (C=comp, G=grab)	Matrix (W=water, S=solid, O=wasteoil, BT=Tissue, A=Air)	Field Filtered Sample (Yes or No)	Perform MS/MSD (Yes or No)	SM 4500 F_C	SM 4500 CL_E	SM 4500 SO4_E	9315_Ra226, 9320_Ra228, Ra226Ra228_GFPC	Total Number of containers	Special Instructions/Note:
			Preservation Code:									
BA13728	7/22/20	09:45	G	Water						X	1	MW-26
BA13729	7/22/20	12:40	G	Water						X	1	MW-10
BA13730	7/22/20	14:55	G	Water						X	1	MW-11
BA13731	7/23/20	09:40	G	Water						X	1	MW-14
BA13732	7/23/20	11:30	G	Water						X	1	MW-30H
BA13733	7/23/20	12:05	G	Water						X	1	FB-2 (Field Blank)

Note: Since laboratory accreditations are subject to change, TestAmerica Laboratories, Inc. places the ownership of method, analyte & accreditation compliance upon out subcontract laboratories. This sample shipment is forwarded under chain-of-custody. If the laboratory does not currently maintain accreditation in the State of Origin listed above for analysis/tests/matrix being analyzed, the samples must be shipped back to the TestAmerica laboratory or other instructions will be provided. Any changes to accreditation status should be brought to TestAmerica Laboratories, Inc. attention immediately. If all requested accreditations are current to date, return the signed Chain of Custody attesting to said compliance to TestAmerica Laboratories, Inc.

Possible Hazard Identification	Sample Disposal (A fee may be assessed if samples are retained longer than 1 month)
Unconfirmed	☐ Return To Client ☐ Disposal By Lab ☐ Archive For _____ Months
Deliverable Requested: I, II, III, IV, Other (specify)	Special Instructions/QC Requirements:

43599

Empty Kit Relinquished by:	Date:	Time:	Method of Shipment:		
Relinquished by: Laura Midkiff	Date/Time: 07/30/2020 13:00	Water APC	Received by:	Date/Time: 8/3/20 1310	Company: APC
Relinquished by:	Date/Time:	Company	Received by:	Date/Time:	Company
Relinquished by:	Date/Time:	Company	Received by:	Date/Time:	Company

Custody Seals Intact: | Custody Seal No.: | Cooler Temperature(s) °C and Other Remarks:

Ver: 09/20/2016

TestAmerica Pensacola
3355 McLemore Drive
Pensacola, FL 32514
Phone (850) 474-1001 Fax (850) 478-2671

Chain of Custody Record

TestAmerica
THE LEADER IN ENVIRONMENTAL TESTING

Client Information (Sub Contract Lab)	Sampler: Dallas Gentry	Lab PM: Whitmire, Cheyenne R	Carrier Tracking No(s):	COC No: 400-56525-24537.1
Client Contact: Laura Midkif	Phone:	E-Mail: cheyenne.whitmire@testamericainc.com	State of Origin: Alabama	Page: Page 5 of 7
Company: Alabama Power General Test Laboratory		Accreditations Required (See note):		Job #:
Address: 744 County Rd 87 GSC#8	Due Date Requested:			
City: Calera	TAT Requested (days): Routine			
State, Zip: AL, 35040				
Phone: 205-664-6197	PO #:			
Email: lbmidkif@southernco.com	WO #:			
Project Name: CCR	Project #: 40007143			
Site: Gaston Ash Pond 1287	SSOW#:			

Analysis Requested

Preservation Codes:

A - HCL	M - Hexane
B - NaOH	N - None
C - Zn Acetate	O - AsNaO2
D - Nitric Acid	P - Na2O4S
E - NaHSO4	Q - Na2SO3
F - MeOH	R - Na2S2O3
G - Amchlor	S - H2SO4
H - Ascorbic Acid	T - TSP Dodecahydrate
I - Ice	U - Acetone
J - DI Water	V - MCAA
K - EDTA	W - pH 4-5
L - EDA	Z - other (specify)

Other:

Sample Identification - Client ID (Lab ID)	Sample Date	Sample Time	Sample Type (C=comp, G=grab)	Matrix (Wwater, Ssolid, Owaste/oil, BT=Tissue, AnAir)	Field Filtered Sample (Yes or No)	Perform MS/MSD (Yes or No)	SM 4500 F_C	SM 4500 Cl_E	SM 4500 SO4_E	9315_Ra226, 9320_Ra228, Ra226Ra228_GFPC	Total Number of containers	Special Instructions/Note:
			Preservation Code:									
BA13919	7/27/20	10:10	G	Water		X				X	3	MW-4
BA13920	7/27/20	11:42	G	Water						X	1	MW-3
BA13921	7/27/20	13:37	G	Water						X	1	MW-19
BA13922	7/27/20	15:23	G	Water						X	1	MW-31VR
BA13923	7/28/20	09:07	G	Water						X	1	MW-15R
BA13924	7/28/20	09:50	G	Water						X	1	FB-4 (Field Blank)
BA13925	7/28/20	10:55	G	Water						X	1	MW-16V
BA13926	7/28/20	11:59	G	Water						X	1	MW-16

Note: Since laboratory accreditations are subject to change, TestAmerica Laboratories, Inc. places the ownership of method, analyte & accreditation compliance upon out subcontract laboratories. This sample shipment is forwarded under chain-of-custody. If the laboratory does not currently maintain accreditation in the State of Origin listed above for analysis/tests/matrix being analyzed, the samples must be shipped back to the TestAmerica laboratory or other instructions will be provided. Any changes to accreditation status should be brought to TestAmerica Laboratories, Inc. attention immediately. If all requested accreditations are current to date, return the signed Chain of Custody attesting to said complicance to TestAmerica Laboratories, Inc.

Possible Hazard Identification	Sample Disposal (A fee may be assessed if samples are retained longer than 1 month)
Unconfirmed	☐ Return To Client ☐ Disposal By Lab ☐ Archive For _____ Months
Deliverable Requested: I, II, III, IV, Other (specify)	43599 Special Instructions/QC Requirements:

Empty Kit Relinquished by:	Date:	Time:	Method of Shipment:		
Relinquished by: Laura Midkiff	Date/Time: 07/30/2020 13:00	Water APC	Received by:	Date/Time: 8/3/20 1310	Company: TAP EV
Relinquished by:	Date/Time:	Company	Received by:	Date/Time:	Company
Relinquished by:	Date/Time:	Company	Received by:	Date/Time:	Company

Custody Seals Intact: | Custody Seal No.: | Cooler Temperature(s) °C and Other Remarks:

Ver: 09/20/2016

TestAmerica Pensacola
3355 McLemore Drive
Pensacola, FL 32514
Phone (850) 474-1001 Fax (850) 478-2671

Chain of Custody Record

TestAmerica
THE LEADER IN ENVIRONMENTAL TESTING

Client Information (Sub Contract Lab)	Sampler: Dallas Gentry	Lab PM: Whitmire, Cheyenne R	Carrier Tracking No(s):	COC No: 400-56525-24537.1
Client Contact: Laura Midkif	Phone:	E-Mail: cheyenne.whitmire@testamericainc.com	State of Origin: Alabama	Page: Page 6 of 7
Company: Alabama Power General Test Laboratory		Accreditations Required (See note):		Job #:
Address: 744 County Rd 87 GSC#8	Due Date Requested:			
City: Calera	TAT Requested (days): Routine			
State, Zip: AL, 35040				
Phone: 205-664-6197	PO #:			
Email: lbmidkif@southernco.com	WO #:			
Project Name: CCR	Project #: 40007143			
Site: Gaston Ash Pond 1287	SSOW#:			

Analysis Requested

Preservation Codes:

A - HCL	M - Hexane
B - NaOH	N - None
C - Zn Acetate	O - AsNaO2
D - Nitric Acid	P - Na2O4S
E - NaHSO4	Q - Na2SO3
F - MeOH	R - Na2S2O3
G - Amchlor	S - H2SO4
H - Ascorbic Acid	T - TSP Dodecahydrate
I - Ice	U - Acetone
J - DI Water	V - MCAA
K - EDTA	W - pH 4-5
L - EDA	Z - other (specify)

Other:

Sample Identification - Client ID (Lab ID)	Sample Date	Sample Time	Sample Type (C=comp, G=grab)	Matrix (W=water, S=solid, O=wastewater, BT=Tissue, A=Air)	Field Filtered Sample (Yes or No)	Perform MS/MSD (Yes or No)	SM 4500 F_C	SM 4500 CL_E	SM 4500 SO4_E	9315_Ra226, 9320_Ra228, Ra226Ra228_GFPC	Total Number of containers	Special Instructions/Note:
			Preservation Code:									
BA14035	7/29/20	08:52	G	Water						X	1	MW-28H
BA14036	7/29/20	10:27	G	Water						X	1	MW-29H
BA14037	7/29/20	11:57	G	Water						X	1	MW-17

Note: Since laboratory accreditations are subject to change, TestAmerica Laboratories, Inc. places the ownership of method, analyte & accreditation compliance upon out subcontract laboratories. This sample shipment is forwarded under chain-of-custody. If the laboratory does not currently maintain accreditation in the State of Origin listed above for analysis/tests/matrix being analyzed, the samples must be shipped back to the TestAmerica laboratory or other instructions will be provided. Any changes to accreditation status should be brought to TestAmerica Laboratories, Inc. attention immediately. If all requested accreditations are current to date, return the signed Chain of Custody attesting to said compliance to TestAmerica Laboratories, Inc.

Possible Hazard Identification	Sample Disposal (A fee may be assessed if samples are retained longer than 1 month)
Unconfirmed	☐ Return To Client ☐ Disposal By Lab ☐ Archive For _____ Months
Deliverable Requested: I, II, III, IV, Other (specify)	Special Instructions/QC Requirements:

43599

Empty Kit Relinquished by:	Date:	Time:	Method of Shipment:		
Relinquished by: Laura Midkiff	Date/Time: 07/30/2020 13:00	Water APC	Received by:	Date/Time: 8/3/20 1310	Company: TALC
Relinquished by:	Date/Time:	Company	Received by:	Date/Time:	Company
Relinquished by:	Date/Time:	Company	Received by:	Date/Time:	Company
Custody Seals Intact:	Custody Seal No.:		Cooler Temperature(s) °C and Other Remarks:		

Ver: 09/20/2016

TestAmerica Pensacola
3355 McLemore Drive
Pensacola, FL 32514
Phone (850) 474-1001 Fax (850) 478-2671

Chain of Custody Record

TestAmerica
THE LEADER IN ENVIRONMENTAL TESTING

Client Information (Sub Contract Lab)	Sampler: TJ Daugherty	Lab PM: Whitmire, Cheyenne R	Carrier Tracking No(s):	COC No: 400-56525-24537.1
Client Contact: Laura Midkif	Phone:	E-Mail: cheyenne.whitmire@testamericainc.com	State of Origin: Alabama	Page: Page 7 of 7
Company: Alabama Power General Test Laboratory		Accreditations Required (See note):		Job #:
Address: 744 County Rd 87 GSC#8	Due Date Requested:			
City: Calera	TAT Requested (days): Routine			
State, Zip: AL, 35040				
Phone: 205-664-6197	PO #:			
Email: lbmidkif@southernco.com	WO #:			
Project Name: CCR	Project #: 40007143			
Site: Gaston Ash Pond 1287	SSOW#:			

Preservation Codes:

A - HCL	M - Hexane
B - NaOH	N - None
C - Zn Acetate	O - AsNaO2
D - Nitric Acid	P - Na2O4S
E - NaHSO4	Q - Na2SO3
F - MeOH	R - Na2S2O3
G - Amchlor	S - H2SO4
H - Ascorbic Acid	T - TSP Dodecahydrate
I - Ice	U - Acetone
J - DI Water	V - MCAA
K - EDTA	W - pH 4-5
L - EDA	Z - other (specify)

Other:

Sample Identification - Client ID (Lab ID)	Sample Date	Sample Time	Sample Type (C=comp, G=grab)	Matrix (W=water, S=solid, O=waste/oil, BT=Tissue, A=Air)	Field Filtered Sample (Yes or No)	Perform MS/MSD (Yes or No)	SM 4500 F_C	SM 4500 CL_E	SM 4500 SO4_E	9315_Ra226, 9320_Ra228, Ra226Ra228_GFPC	Total Number of containers	Special Instructions/Note:
			Preservation Code:									
BA14038	7/27/20	10:55	G	Water						X	1	MW-13
BA14039	7/27/20	14:10	G	Water						X	1	MW-12
BA14040	7/28/20	09:25	G	Water						X	1	MW-7
BA14041	7/28/20	10:30	G	Water						X	1	MW-6
BA14042	7/28/20	11:25	G	Water						X	1	MW-21
BA14043	7/28/20	11:25	G	Water						X	1	MW-21 DUP (Sample Duplicate)
BA14044	7/28/20	12:25	G	Water						X	1	MW-22
BA14045	7/28/20	12:25	G	Water						X	1	MW-22 DUP (Sample Duplicate)
BA14046	7/28/20	13:40	G	Water						X	1	MW-5
BA14047	7/29/20	09:50	G	Water						X	1	MW-9
BA14048	7/29/20	10:55	G	Water						X	1	FB-3 (Field Blank)
BA14049	7/29/20	11:05	G	Water						X	1	EB-1 (Equipment Blank)
BA14050	7/29/20	11:25	G	Water						X	1	MW-8

Note: Since laboratory accreditations are subject to change, TestAmerica Laboratories, Inc. places the ownership of method, analyte & accreditation compliance upon out subcontract laboratories. This sample shipment is forwarded under chain-of-custody. If the laboratory does not currently maintain accreditation in the State of Origin listed above for analysis/tests/matrix being analyzed, the samples must be shipped back to the TestAmerica laboratory or other instructions will be provided. Any changes to accreditation status should be brought to TestAmerica Laboratories, Inc. attention immediately. If all requested accreditations are current to date, return the signed Chain of Custody attesting to said complicance to TestAmerica Laboratories, Inc.

Possible Hazard Identification: Unconfirmed	Sample Disposal (A fee may be assessed if samples are retained longer than 1 month): ☐ Return To Client ☐ Disposal By Lab ☐ Archive For _____ Months
Deliverable Requested: I, II, III, IV, Other (specify)	Special Instructions/QC Requirements:

Empty Kit Relinquished by:	Date:	Time:	Method of Shipment:		
Relinquished by: Laura Midkiff	Date/Time: 07/30/2020 13:00	Company: Water APC	Received by:	Date/Time: 8/3/20 1310	Company: AMEC
Relinquished by:	Date/Time:	Company	Received by:	Date/Time:	Company
Relinquished by:	Date/Time:	Company	Received by:	Date/Time:	Company

Custody Seals Intact: | Custody Seal No.: | Cooler Temperature(s) °C and Other Remarks:

Ver: 09/20/2016

Login Sample Receipt Checklist

Client: Alabama Power General Test Laboratory

Job Number: 400-191643-1
SDG Number: Gaston Ash Pond 1287

Login Number: 191643
List Number: 1
Creator: Hinrichsen, Megan E

List Source: Eurofins TestAmerica, Pensacola

Question	Answer	Comment
Radioactivity wasn't checked or is </= background as measured by a survey meter.	N/A	
The cooler's custody seal, if present, is intact.	True	
Sample custody seals, if present, are intact.	N/A	
The cooler or samples do not appear to have been compromised or tampered with.	True	
Samples were received on ice.	N/A	Thermal preservation not required.
Cooler Temperature is acceptable.	True	
Cooler Temperature is recorded.	True	29.7°C, 30.7°C, 30.6°C IR-7
COC is present.	True	
COC is filled out in ink and legible.	True	
COC is filled out with all pertinent information.	True	
Is the Field Sampler's name present on COC?	True	
There are no discrepancies between the containers received and the COC.	True	
Samples are received within Holding Time (excluding tests with immediate HTs)	True	
Sample containers have legible labels.	True	
Containers are not broken or leaking.	True	
Sample collection date/times are provided.	True	
Appropriate sample containers are used.	True	
Sample bottles are completely filled.	True	
Sample Preservation Verified.	True	
There is sufficient vol. for all requested analyses, incl. any requested MS/MSDs	True	
Containers requiring zero headspace have no headspace or bubble is <6mm (1/4").	N/A	
Multiphasic samples are not present.	True	
Samples do not require splitting or compositing.	True	
Residual Chlorine Checked.	N/A	

Login Sample Receipt Checklist

Client: Alabama Power General Test Laboratory

Job Number: 400-191643-1
SDG Number: Gaston Ash Pond 1287

Login Number: 191643
List Number: 2
Creator: Boyd, Jacob C

List Source: Eurofins TestAmerica, St. Louis
List Creation: 08/04/20 02:14 PM

Question	Answer	Comment
Radioactivity wasn't checked or is </= background as measured by a survey meter.	True	
The cooler's custody seal, if present, is intact.	True	
Sample custody seals, if present, are intact.	True	
The cooler or samples do not appear to have been compromised or tampered with.	True	
Samples were received on ice.	N/A	
Cooler Temperature is acceptable.	True	
Cooler Temperature is recorded.	True	
COC is present.	True	
COC is filled out in ink and legible.	True	
COC is filled out with all pertinent information.	True	
Is the Field Sampler's name present on COC?	True	
There are no discrepancies between the containers received and the COC.	True	
Samples are received within Holding Time (excluding tests with immediate HTs)	True	
Sample containers have legible labels.	True	
Containers are not broken or leaking.	True	
Sample collection date/times are provided.	True	
Appropriate sample containers are used.	True	
Sample bottles are completely filled.	True	
Sample Preservation Verified.	True	
There is sufficient vol. for all requested analyses, incl. any requested MS/MSDs	True	
Containers requiring zero headspace have no headspace or bubble is <6mm (1/4").	True	
Multiphasic samples are not present.	True	
Samples do not require splitting or compositing.	True	
Residual Chlorine Checked.	N/A	

Accreditation/Certification Summary

Client: Alabama Power General Test Laboratory
Project/Site: CCR Plant Gaston

Job ID: 400-191643-1
SDG: Gaston Ash Pond 1287

Laboratory: Eurofins TestAmerica, St. Louis

All accreditations/certifications held by this laboratory are listed. Not all accreditations/certifications are applicable to this report.

Authority	Program	Identification Number	Expiration Date
Alaska (UST)	State	20-001	05-06-22
ANAB	Dept. of Defense ELAP	L2305	04-06-22
ANAB	Dept. of Energy	L2305.01	04-06-22
ANAB	ISO/IEC 17025	L2305	04-06-22
Arizona	State	AZ0813	12-08-20
California	Los Angeles County Sanitation Districts	10259	06-30-21
California	State	2886	06-30-21
Connecticut	State	PH-0241	03-31-21
Florida	NELAP	E87689	06-30-21
HI - RadChem Recognition	State	n/a	06-30-21
Illinois	NELAP	004553	11-30-20
Iowa	State	373	09-17-20
Kansas	NELAP	E-10236	10-31-20
Kentucky (DW)	State	KY90125	12-31-20
Louisiana	NELAP	04080	07-01-21
Louisiana (DW)	State	LA011	12-31-20
Maryland	State	310	09-30-20
MI - RadChem Recognition	State	9005	06-30-21
Missouri	State	780	06-30-22
Nevada	State	MO000542020-1	07-31-21
New Jersey	NELAP	MO002	06-30-21
New York	NELAP	11616	04-01-21
North Dakota	State	R-207	06-30-21
NRC	NRC	24-24817-01	12-31-22
Oklahoma	State	9997	08-31-21
Oregon	NELAP	4157	09-01-21
Pennsylvania	NELAP	68-00540	02-28-21
Texas	NELAP	T104704193-19-13	07-31-21
US Fish & Wildlife	US Federal Programs	058448	07-31-21
USDA	US Federal Programs	P330-17-00028	03-11-23
Utah	NELAP	MO000542019-11	07-31-21
Virginia	NELAP	10310	06-14-21
Washington	State	C592	08-30-21
West Virginia DEP	State	381	10-31-20

Alabama Power Company
Plant Gaston Ash Pond

WELL ID	READING TIME	DESCRIPTION	VALUE	UNIT
GN-AP-MW-17SV	7/23/2020 8:05	Conductivity	779.46	uS/cm
GN-AP-MW-17SV	7/23/2020 8:05	DO	0.16	mg/L
GN-AP-MW-17SV	7/23/2020 8:05	Depth to Water Detail	10.68	ft
GN-AP-MW-17SV	7/23/2020 8:05	Oxidation Reduction Potention	-148.59	mv
GN-AP-MW-17SV	7/23/2020 8:05	pH	8.31	pH
GN-AP-MW-17SV	7/23/2020 8:05	Temperature	21.51	C
GN-AP-MW-17SV	7/23/2020 8:05	Turbidity	2.63	NTU
GN-AP-MW-17SV	7/23/2020 8:10	Conductivity	768.07	uS/cm
GN-AP-MW-17SV	7/23/2020 8:10	DO	0.12	mg/L
GN-AP-MW-17SV	7/23/2020 8:10	Depth to Water Detail	10.68	ft
GN-AP-MW-17SV	7/23/2020 8:10	Oxidation Reduction Potention	-153.11	mv
GN-AP-MW-17SV	7/23/2020 8:10	pH	7.69	pH
GN-AP-MW-17SV	7/23/2020 8:10	Temperature	21.39	C
GN-AP-MW-17SV	7/23/2020 8:10	Turbidity	1.94	NTU
GN-AP-MW-17SV	7/23/2020 8:15	Conductivity	766.32	uS/cm
GN-AP-MW-17SV	7/23/2020 8:15	DO	0.11	mg/L
GN-AP-MW-17SV	7/23/2020 8:15	Depth to Water Detail	10.68	ft
GN-AP-MW-17SV	7/23/2020 8:15	Oxidation Reduction Potention	-142.79	mv
GN-AP-MW-17SV	7/23/2020 8:15	pH	7.58	pH
GN-AP-MW-17SV	7/23/2020 8:15	Temperature	21.37	C
GN-AP-MW-17SV	7/23/2020 8:15	Turbidity	1.86	NTU
GN-AP-MW-17SV	7/23/2020 8:20	Conductivity	765.14	uS/cm
GN-AP-MW-17SV	7/23/2020 8:20	DO	0.1	mg/L
GN-AP-MW-17SV	7/23/2020 8:20	Depth to Water Detail	10.68	ft
GN-AP-MW-17SV	7/23/2020 8:20	Oxidation Reduction Potention	-137.09	mv
GN-AP-MW-17SV	7/23/2020 8:20	pH	7.54	pH
GN-AP-MW-17SV	7/23/2020 8:20	Temperature	21.37	C
GN-AP-MW-17SV	7/23/2020 8:20	Turbidity	1.21	NTU

Alabama Power Company
Plant Gaston Ash Pond

WELL ID	READING TIME	DESCRIPTION	VALUE	UNIT
GN-AP-MW-17V	7/23/2020 9:09	Conductivity	723.89	uS/cm
GN-AP-MW-17V	7/23/2020 9:09	DO	0.36	mg/L
GN-AP-MW-17V	7/23/2020 9:09	Depth to Water Detail	4.09	ft
GN-AP-MW-17V	7/23/2020 9:09	Oxidation Reduction Potention	-105.37	mv
GN-AP-MW-17V	7/23/2020 9:09	pH	8.45	pH
GN-AP-MW-17V	7/23/2020 9:09	Temperature	25	C
GN-AP-MW-17V	7/23/2020 9:09	Turbidity	7.31	NTU
GN-AP-MW-17V	7/23/2020 9:14	Conductivity	723.45	uS/cm
GN-AP-MW-17V	7/23/2020 9:14	DO	0.3	mg/L
GN-AP-MW-17V	7/23/2020 9:14	Depth to Water Detail	4.79	ft
GN-AP-MW-17V	7/23/2020 9:14	Oxidation Reduction Potention	-118.95	mv
GN-AP-MW-17V	7/23/2020 9:14	pH	8.5	pH
GN-AP-MW-17V	7/23/2020 9:14	Temperature	24.92	C
GN-AP-MW-17V	7/23/2020 9:14	Turbidity	4.1	NTU
GN-AP-MW-17V	7/23/2020 9:19	Conductivity	723.06	uS/cm
GN-AP-MW-17V	7/23/2020 9:19	DO	0.33	mg/L
GN-AP-MW-17V	7/23/2020 9:19	Depth to Water Detail	5.44	ft
GN-AP-MW-17V	7/23/2020 9:19	Oxidation Reduction Potention	-116.3	mv
GN-AP-MW-17V	7/23/2020 9:19	pH	8.49	pH
GN-AP-MW-17V	7/23/2020 9:19	Temperature	24.77	C
GN-AP-MW-17V	7/23/2020 9:19	Turbidity	3.2	NTU
GN-AP-MW-17V	7/23/2020 9:24	Conductivity	721.62	uS/cm
GN-AP-MW-17V	7/23/2020 9:24	DO	0.3	mg/L
GN-AP-MW-17V	7/23/2020 9:24	Depth to Water Detail	6.18	ft
GN-AP-MW-17V	7/23/2020 9:24	Oxidation Reduction Potention	-117.36	mv
GN-AP-MW-17V	7/23/2020 9:24	pH	8.48	pH
GN-AP-MW-17V	7/23/2020 9:24	Temperature	24.74	C
GN-AP-MW-17V	7/23/2020 9:24	Turbidity	2.32	NTU
GN-AP-MW-17V	7/23/2020 9:29	Conductivity	721.39	uS/cm
GN-AP-MW-17V	7/23/2020 9:29	DO	0.31	mg/L
GN-AP-MW-17V	7/23/2020 9:29	Depth to Water Detail	6.8	ft
GN-AP-MW-17V	7/23/2020 9:29	Oxidation Reduction Potention	-119.2	mv
GN-AP-MW-17V	7/23/2020 9:29	pH	8.5	pH
GN-AP-MW-17V	7/23/2020 9:29	Temperature	24.79	C
GN-AP-MW-17V	7/23/2020 9:29	Turbidity	1.65	NTU
GN-AP-MW-17V	7/23/2020 9:34	Conductivity	719.49	uS/cm
GN-AP-MW-17V	7/23/2020 9:34	DO	0.3	mg/L
GN-AP-MW-17V	7/23/2020 9:34	Depth to Water Detail	7.47	ft
GN-AP-MW-17V	7/23/2020 9:34	Oxidation Reduction Potention	-118.73	mv
GN-AP-MW-17V	7/23/2020 9:34	pH	8.49	pH
GN-AP-MW-17V	7/23/2020 9:34	Temperature	24.71	C
GN-AP-MW-17V	7/23/2020 9:34	Turbidity	1.31	NTU
GN-AP-MW-17V	7/23/2020 9:39	Conductivity	721.37	uS/cm
GN-AP-MW-17V	7/23/2020 9:39	DO	0.31	mg/L

Alabama Power Company
Plant Gaston Ash Pond

WELL ID	READING TIME	DESCRIPTION	VALUE	UNIT
GN-AP-MW-17V	7/23/2020 9:39	Depth to Water Detail	8.05	ft
GN-AP-MW-17V	7/23/2020 9:39	Oxidation Reduction Potention	-118.23	mv
GN-AP-MW-17V	7/23/2020 9:39	pH	8.5	pH
GN-AP-MW-17V	7/23/2020 9:39	Temperature	25	C
GN-AP-MW-17V	7/23/2020 9:39	Turbidity	1.06	NTU
GN-AP-MW-17V	7/23/2020 9:44	Conductivity	720.52	uS/cm
GN-AP-MW-17V	7/23/2020 9:44	DO	0.32	mg/L
GN-AP-MW-17V	7/23/2020 9:44	Depth to Water Detail	8.77	ft
GN-AP-MW-17V	7/23/2020 9:44	Oxidation Reduction Potention	-116.59	mv
GN-AP-MW-17V	7/23/2020 9:44	pH	8.49	pH
GN-AP-MW-17V	7/23/2020 9:44	Temperature	24.78	C
GN-AP-MW-17V	7/23/2020 9:44	Turbidity	1.12	NTU
GN-AP-MW-17V	7/23/2020 9:49	Conductivity	717.69	uS/cm
GN-AP-MW-17V	7/23/2020 9:49	DO	0.32	mg/L
GN-AP-MW-17V	7/23/2020 9:49	Depth to Water Detail	9.26	ft
GN-AP-MW-17V	7/23/2020 9:49	Oxidation Reduction Potention	-115.95	mv
GN-AP-MW-17V	7/23/2020 9:49	pH	8.48	pH
GN-AP-MW-17V	7/23/2020 9:49	Temperature	25.17	C
GN-AP-MW-17V	7/23/2020 9:49	Turbidity	1.37	NTU
GN-AP-MW-17V	7/23/2020 9:54	Conductivity	721.77	uS/cm
GN-AP-MW-17V	7/23/2020 9:54	DO	0.34	mg/L
GN-AP-MW-17V	7/23/2020 9:54	Depth to Water Detail	9.73	ft
GN-AP-MW-17V	7/23/2020 9:54	Oxidation Reduction Potention	-115.06	mv
GN-AP-MW-17V	7/23/2020 9:54	pH	8.49	pH
GN-AP-MW-17V	7/23/2020 9:54	Temperature	25.32	C
GN-AP-MW-17V	7/23/2020 9:54	Turbidity	1.08	NTU
GN-AP-MW-17V	7/23/2020 9:59	Conductivity	720.48	uS/cm
GN-AP-MW-17V	7/23/2020 9:59	DO	0.34	mg/L
GN-AP-MW-17V	7/23/2020 9:59	Depth to Water Detail	10.21	ft
GN-AP-MW-17V	7/23/2020 9:59	Oxidation Reduction Potention	-114.02	mv
GN-AP-MW-17V	7/23/2020 9:59	pH	8.48	pH
GN-AP-MW-17V	7/23/2020 9:59	Temperature	24.87	C
GN-AP-MW-17V	7/23/2020 9:59	Turbidity	0.96	NTU
GN-AP-MW-17V	7/23/2020 10:04	Conductivity	721.77	uS/cm
GN-AP-MW-17V	7/23/2020 10:04	DO	0.35	mg/L
GN-AP-MW-17V	7/23/2020 10:04	Depth to Water Detail	10.58	ft
GN-AP-MW-17V	7/23/2020 10:04	Oxidation Reduction Potention	-113.85	mv
GN-AP-MW-17V	7/23/2020 10:04	pH	8.48	pH
GN-AP-MW-17V	7/23/2020 10:04	Temperature	25.16	C
GN-AP-MW-17V	7/23/2020 10:04	Turbidity	1.12	NTU
GN-AP-MW-17V	7/23/2020 10:09	Conductivity	720.05	uS/cm
GN-AP-MW-17V	7/23/2020 10:09	DO	0.36	mg/L
GN-AP-MW-17V	7/23/2020 10:09	Depth to Water Detail	10.91	ft
GN-AP-MW-17V	7/23/2020 10:09	Oxidation Reduction Potention	-113.14	mv

Alabama Power Company
Plant Gaston Ash Pond

WELL ID	READING TIME	DESCRIPTION	VALUE	UNIT
GN-AP-MW-17V	7/23/2020 10:09	pH	8.49	pH
GN-AP-MW-17V	7/23/2020 10:09	Temperature	24.74	C
GN-AP-MW-17V	7/23/2020 10:09	Turbidity	0.84	NTU
GN-AP-MW-17V	7/23/2020 10:14	Conductivity	717.85	uS/cm
GN-AP-MW-17V	7/23/2020 10:14	DO	0.36	mg/L
GN-AP-MW-17V	7/23/2020 10:14	Depth to Water Detail	11.48	ft
GN-AP-MW-17V	7/23/2020 10:14	Oxidation Reduction Potention	-112.73	mv
GN-AP-MW-17V	7/23/2020 10:14	pH	8.48	pH
GN-AP-MW-17V	7/23/2020 10:14	Temperature	24.71	C
GN-AP-MW-17V	7/23/2020 10:14	Turbidity	1.11	NTU
GN-AP-MW-17V	7/23/2020 10:19	Conductivity	721.46	uS/cm
GN-AP-MW-17V	7/23/2020 10:19	DO	0.36	mg/L
GN-AP-MW-17V	7/23/2020 10:19	Depth to Water Detail	11.85	ft
GN-AP-MW-17V	7/23/2020 10:19	Oxidation Reduction Potention	-114.39	mv
GN-AP-MW-17V	7/23/2020 10:19	pH	8.49	pH
GN-AP-MW-17V	7/23/2020 10:19	Temperature	25.24	C
GN-AP-MW-17V	7/23/2020 10:19	Turbidity	0.94	NTU
GN-AP-MW-17V	7/23/2020 10:24	Conductivity	721.43	uS/cm
GN-AP-MW-17V	7/23/2020 10:24	DO	0.37	mg/L
GN-AP-MW-17V	7/23/2020 10:24	Depth to Water Detail	12.25	ft
GN-AP-MW-17V	7/23/2020 10:24	Oxidation Reduction Potention	-113.21	mv
GN-AP-MW-17V	7/23/2020 10:24	pH	8.48	pH
GN-AP-MW-17V	7/23/2020 10:24	Temperature	24.91	C
GN-AP-MW-17V	7/23/2020 10:24	Turbidity	0.96	NTU
GN-AP-MW-17V	7/23/2020 10:29	Conductivity	720.33	uS/cm
GN-AP-MW-17V	7/23/2020 10:29	DO	0.37	mg/L
GN-AP-MW-17V	7/23/2020 10:29	Depth to Water Detail	12.48	ft
GN-AP-MW-17V	7/23/2020 10:29	Oxidation Reduction Potention	-113.38	mv
GN-AP-MW-17V	7/23/2020 10:29	pH	8.48	pH
GN-AP-MW-17V	7/23/2020 10:29	Temperature	25.44	C
GN-AP-MW-17V	7/23/2020 10:29	Turbidity	1.23	NTU
GN-AP-MW-17V	7/23/2020 10:34	Conductivity	721.55	uS/cm
GN-AP-MW-17V	7/23/2020 10:34	DO	0.42	mg/L
GN-AP-MW-17V	7/23/2020 10:34	Depth to Water Detail	12.75	ft
GN-AP-MW-17V	7/23/2020 10:34	Oxidation Reduction Potention	-114.58	mv
GN-AP-MW-17V	7/23/2020 10:34	pH	8.48	pH
GN-AP-MW-17V	7/23/2020 10:34	Temperature	25.32	C
GN-AP-MW-17V	7/23/2020 10:34	Turbidity	1.17	NTU
GN-AP-MW-17V	7/23/2020 10:39	Conductivity	717.66	uS/cm
GN-AP-MW-17V	7/23/2020 10:39	DO	0.42	mg/L
GN-AP-MW-17V	7/23/2020 10:39	Depth to Water Detail	13.02	ft
GN-AP-MW-17V	7/23/2020 10:39	Oxidation Reduction Potention	-112.18	mv
GN-AP-MW-17V	7/23/2020 10:39	pH	8.47	pH
GN-AP-MW-17V	7/23/2020 10:39	Temperature	25.42	C

Alabama Power Company
Plant Gaston Ash Pond

WELL ID	READING TIME	DESCRIPTION	VALUE	UNIT
GN-AP-MW-17V	7/23/2020 10:39	Turbidity	1.08	NTU
GN-AP-MW-17V	7/23/2020 10:44	Conductivity	720.29	uS/cm
GN-AP-MW-17V	7/23/2020 10:44	DO	0.42	mg/L
GN-AP-MW-17V	7/23/2020 10:44	Depth to Water Detail	13.29	ft
GN-AP-MW-17V	7/23/2020 10:44	Oxidation Reduction Potention	-113.38	mv
GN-AP-MW-17V	7/23/2020 10:44	pH	8.48	pH
GN-AP-MW-17V	7/23/2020 10:44	Temperature	25.8	C
GN-AP-MW-17V	7/23/2020 10:44	Turbidity	0.88	NTU
GN-AP-MW-17V	7/23/2020 10:49	Conductivity	722.25	uS/cm
GN-AP-MW-17V	7/23/2020 10:49	DO	0.43	mg/L
GN-AP-MW-17V	7/23/2020 10:49	Depth to Water Detail	13.54	ft
GN-AP-MW-17V	7/23/2020 10:49	Oxidation Reduction Potention	-113.32	mv
GN-AP-MW-17V	7/23/2020 10:49	pH	8.48	pH
GN-AP-MW-17V	7/23/2020 10:49	Temperature	25.45	C
GN-AP-MW-17V	7/23/2020 10:49	Turbidity	0.89	NTU
GN-AP-MW-17V	7/23/2020 10:54	Conductivity	722.74	uS/cm
GN-AP-MW-17V	7/23/2020 10:54	DO	0.41	mg/L
GN-AP-MW-17V	7/23/2020 10:54	Depth to Water Detail	13.81	ft
GN-AP-MW-17V	7/23/2020 10:54	Oxidation Reduction Potention	-113.59	mv
GN-AP-MW-17V	7/23/2020 10:54	pH	8.48	pH
GN-AP-MW-17V	7/23/2020 10:54	Temperature	26.01	C
GN-AP-MW-17V	7/23/2020 10:54	Turbidity	1.16	NTU
GN-AP-MW-17V	7/23/2020 10:59	Conductivity	722.09	uS/cm
GN-AP-MW-17V	7/23/2020 10:59	DO	0.43	mg/L
GN-AP-MW-17V	7/23/2020 10:59	Depth to Water Detail	14.02	ft
GN-AP-MW-17V	7/23/2020 10:59	Oxidation Reduction Potention	-114.12	mv
GN-AP-MW-17V	7/23/2020 10:59	pH	8.49	pH
GN-AP-MW-17V	7/23/2020 10:59	Temperature	25.86	C
GN-AP-MW-17V	7/23/2020 10:59	Turbidity	1.08	NTU
GN-AP-MW-17V	7/23/2020 11:04	Conductivity	718.81	uS/cm
GN-AP-MW-17V	7/23/2020 11:04	DO	0.42	mg/L
GN-AP-MW-17V	7/23/2020 11:04	Depth to Water Detail	14.16	ft
GN-AP-MW-17V	7/23/2020 11:04	Oxidation Reduction Potention	-112.56	mv
GN-AP-MW-17V	7/23/2020 11:04	pH	8.48	pH
GN-AP-MW-17V	7/23/2020 11:04	Temperature	25.53	C
GN-AP-MW-17V	7/23/2020 11:04	Turbidity	0.77	NTU
GN-AP-MW-17V	7/23/2020 11:09	Conductivity	724.99	uS/cm
GN-AP-MW-17V	7/23/2020 11:09	DO	0.42	mg/L
GN-AP-MW-17V	7/23/2020 11:09	Depth to Water Detail	14.35	ft
GN-AP-MW-17V	7/23/2020 11:09	Oxidation Reduction Potention	-114.61	mv
GN-AP-MW-17V	7/23/2020 11:09	pH	8.49	pH
GN-AP-MW-17V	7/23/2020 11:09	Temperature	25.98	C
GN-AP-MW-17V	7/23/2020 11:09	Turbidity	0.68	NTU
GN-AP-MW-17V	7/23/2020 11:14	Conductivity	726.07	uS/cm

Alabama Power Company
Plant Gaston Ash Pond

WELL ID	READING TIME	DESCRIPTION	VALUE	UNIT
GN-AP-MW-17V	7/23/2020 11:14	DO	0.43	mg/L
GN-AP-MW-17V	7/23/2020 11:14	Depth to Water Detail	14.43	ft
GN-AP-MW-17V	7/23/2020 11:14	Oxidation Reduction Potention	-114.65	mv
GN-AP-MW-17V	7/23/2020 11:14	pH	8.49	pH
GN-AP-MW-17V	7/23/2020 11:14	Temperature	26.05	C
GN-AP-MW-17V	7/23/2020 11:14	Turbidity	0.71	NTU

Alabama Power Company
Plant Gaston Ash Pond

WELL ID	READING TIME	DESCRIPTION	VALUE	UNIT
GN-AP-MW-18	7/22/2020 13:11	Conductivity	806.65	uS/cm
GN-AP-MW-18	7/22/2020 13:11	DO	0.15	mg/L
GN-AP-MW-18	7/22/2020 13:11	Depth to Water Detail	20.16	ft
GN-AP-MW-18	7/22/2020 13:11	Oxidation Reduction Potention	11.56	mv
GN-AP-MW-18	7/22/2020 13:11	pH	6.52	pH
GN-AP-MW-18	7/22/2020 13:11	Temperature	20.84	C
GN-AP-MW-18	7/22/2020 13:11	Turbidity	1.52	NTU
GN-AP-MW-18	7/22/2020 13:16	Conductivity	845.4	uS/cm
GN-AP-MW-18	7/22/2020 13:16	DO	0.13	mg/L
GN-AP-MW-18	7/22/2020 13:16	Depth to Water Detail	20.16	ft
GN-AP-MW-18	7/22/2020 13:16	Oxidation Reduction Potention	16.84	mv
GN-AP-MW-18	7/22/2020 13:16	pH	6.53	pH
GN-AP-MW-18	7/22/2020 13:16	Temperature	20.52	C
GN-AP-MW-18	7/22/2020 13:16	Turbidity	0.67	NTU
GN-AP-MW-18	7/22/2020 13:21	Conductivity	879.14	uS/cm
GN-AP-MW-18	7/22/2020 13:21	DO	0.12	mg/L
GN-AP-MW-18	7/22/2020 13:21	Depth to Water Detail	20.16	ft
GN-AP-MW-18	7/22/2020 13:21	Oxidation Reduction Potention	18.97	mv
GN-AP-MW-18	7/22/2020 13:21	pH	6.55	pH
GN-AP-MW-18	7/22/2020 13:21	Temperature	20.59	C
GN-AP-MW-18	7/22/2020 13:21	Turbidity	0.5	NTU
GN-AP-MW-18	7/22/2020 13:26	Conductivity	893.38	uS/cm
GN-AP-MW-18	7/22/2020 13:26	DO	0.11	mg/L
GN-AP-MW-18	7/22/2020 13:26	Depth to Water Detail	20.16	ft
GN-AP-MW-18	7/22/2020 13:26	Oxidation Reduction Potention	21	mv
GN-AP-MW-18	7/22/2020 13:26	pH	6.54	pH
GN-AP-MW-18	7/22/2020 13:26	Temperature	20.64	C
GN-AP-MW-18	7/22/2020 13:26	Turbidity	0.68	NTU
GN-AP-MW-18	7/22/2020 13:31	Conductivity	895.77	uS/cm
GN-AP-MW-18	7/22/2020 13:31	DO	0.11	mg/L
GN-AP-MW-18	7/22/2020 13:31	Depth to Water Detail	20.16	ft
GN-AP-MW-18	7/22/2020 13:31	Oxidation Reduction Potention	21.7	mv
GN-AP-MW-18	7/22/2020 13:31	pH	6.54	pH
GN-AP-MW-18	7/22/2020 13:31	Temperature	20.63	C
GN-AP-MW-18	7/22/2020 13:31	Turbidity	0.43	NTU

Alabama Power Company
Plant Gaston Ash Pond

WELL ID	READING TIME	DESCRIPTION	VALUE	UNIT
GN-AP-MW-20	7/22/2020 11:47	Conductivity	1227.43	uS/cm
GN-AP-MW-20	7/22/2020 11:47	DO	0.24	mg/L
GN-AP-MW-20	7/22/2020 11:47	Depth to Water Detail	10.13	ft
GN-AP-MW-20	7/22/2020 11:47	Oxidation Reduction Potention	-28.09	mv
GN-AP-MW-20	7/22/2020 11:47	pH	7.55	pH
GN-AP-MW-20	7/22/2020 11:47	Temperature	21.47	C
GN-AP-MW-20	7/22/2020 11:47	Turbidity	0.68	NTU
GN-AP-MW-20	7/22/2020 11:52	Conductivity	1219.24	uS/cm
GN-AP-MW-20	7/22/2020 11:52	DO	0.21	mg/L
GN-AP-MW-20	7/22/2020 11:52	Depth to Water Detail	10.19	ft
GN-AP-MW-20	7/22/2020 11:52	Oxidation Reduction Potention	-48.36	mv
GN-AP-MW-20	7/22/2020 11:52	pH	7.64	pH
GN-AP-MW-20	7/22/2020 11:52	Temperature	21.54	C
GN-AP-MW-20	7/22/2020 11:52	Turbidity	0.76	NTU
GN-AP-MW-20	7/22/2020 11:57	Conductivity	1195.72	uS/cm
GN-AP-MW-20	7/22/2020 11:57	DO	0.78	mg/L
GN-AP-MW-20	7/22/2020 11:57	Depth to Water Detail	10.27	ft
GN-AP-MW-20	7/22/2020 11:57	Oxidation Reduction Potention	-80.69	mv
GN-AP-MW-20	7/22/2020 11:57	pH	8.41	pH
GN-AP-MW-20	7/22/2020 11:57	Temperature	21.62	C
GN-AP-MW-20	7/22/2020 11:57	Turbidity	0.62	NTU
GN-AP-MW-20	7/22/2020 12:02	Conductivity	1200.95	uS/cm
GN-AP-MW-20	7/22/2020 12:02	DO	0.61	mg/L
GN-AP-MW-20	7/22/2020 12:02	Depth to Water Detail	10.35	ft
GN-AP-MW-20	7/22/2020 12:02	Oxidation Reduction Potention	-72.13	mv
GN-AP-MW-20	7/22/2020 12:02	pH	8.3	pH
GN-AP-MW-20	7/22/2020 12:02	Temperature	21.55	C
GN-AP-MW-20	7/22/2020 12:02	Turbidity	0.61	NTU
GN-AP-MW-20	7/22/2020 12:07	Conductivity	1202.08	uS/cm
GN-AP-MW-20	7/22/2020 12:07	DO	0.45	mg/L
GN-AP-MW-20	7/22/2020 12:07	Depth to Water Detail	10.35	ft
GN-AP-MW-20	7/22/2020 12:07	Oxidation Reduction Potention	-70.63	mv
GN-AP-MW-20	7/22/2020 12:07	pH	8.15	pH
GN-AP-MW-20	7/22/2020 12:07	Temperature	21.62	C
GN-AP-MW-20	7/22/2020 12:07	Turbidity	0.69	NTU
GN-AP-MW-20	7/22/2020 12:12	Conductivity	1202.05	uS/cm
GN-AP-MW-20	7/22/2020 12:12	DO	0.34	mg/L
GN-AP-MW-20	7/22/2020 12:12	Depth to Water Detail	10.35	ft
GN-AP-MW-20	7/22/2020 12:12	Oxidation Reduction Potention	-71.69	mv
GN-AP-MW-20	7/22/2020 12:12	pH	8.03	pH
GN-AP-MW-20	7/22/2020 12:12	Temperature	21.58	C
GN-AP-MW-20	7/22/2020 12:12	Turbidity	0.36	NTU
GN-AP-MW-20	7/22/2020 12:17	Conductivity	1202.92	uS/cm
GN-AP-MW-20	7/22/2020 12:17	DO	0.27	mg/L

Alabama Power Company
Plant Gaston Ash Pond

WELL ID	READING TIME	DESCRIPTION	VALUE	UNIT
GN-AP-MW-20	7/22/2020 12:17	Depth to Water Detail	10.35	ft
GN-AP-MW-20	7/22/2020 12:17	Oxidation Reduction Potention	-73.48	mv
GN-AP-MW-20	7/22/2020 12:17	pH	7.95	pH
GN-AP-MW-20	7/22/2020 12:17	Temperature	21.45	C
GN-AP-MW-20	7/22/2020 12:17	Turbidity	0.75	NTU
GN-AP-MW-20	7/22/2020 12:22	Conductivity	1202.36	uS/cm
GN-AP-MW-20	7/22/2020 12:22	DO	0.23	mg/L
GN-AP-MW-20	7/22/2020 12:22	Depth to Water Detail	10.35	ft
GN-AP-MW-20	7/22/2020 12:22	Oxidation Reduction Potention	-75.39	mv
GN-AP-MW-20	7/22/2020 12:22	pH	7.89	pH
GN-AP-MW-20	7/22/2020 12:22	Temperature	21.52	C
GN-AP-MW-20	7/22/2020 12:22	Turbidity	0.33	NTU
GN-AP-MW-20	7/22/2020 12:27	Conductivity	1198.89	uS/cm
GN-AP-MW-20	7/22/2020 12:27	DO	0.19	mg/L
GN-AP-MW-20	7/22/2020 12:27	Depth to Water Detail	10.35	ft
GN-AP-MW-20	7/22/2020 12:27	Oxidation Reduction Potention	-76.39	mv
GN-AP-MW-20	7/22/2020 12:27	pH	7.84	pH
GN-AP-MW-20	7/22/2020 12:27	Temperature	21.57	C
GN-AP-MW-20	7/22/2020 12:27	Turbidity	0.44	NTU

Alabama Power Company
Plant Gaston Ash Pond

WELL ID	READING TIME	DESCRIPTION	VALUE	UNIT
GN-AP-MW-20SV	7/22/2020 10:07	Conductivity	1056.06	uS/cm
GN-AP-MW-20SV	7/22/2020 10:07	DO	0.09	mg/L
GN-AP-MW-20SV	7/22/2020 10:07	Depth to Water Detail	11.51	ft
GN-AP-MW-20SV	7/22/2020 10:07	Oxidation Reduction Potention	-153.58	mv
GN-AP-MW-20SV	7/22/2020 10:07	pH	7.13	pH
GN-AP-MW-20SV	7/22/2020 10:07	Temperature	20.23	C
GN-AP-MW-20SV	7/22/2020 10:07	Turbidity	42	NTU
GN-AP-MW-20SV	7/22/2020 10:12	Conductivity	1053.75	uS/cm
GN-AP-MW-20SV	7/22/2020 10:12	DO	0.07	mg/L
GN-AP-MW-20SV	7/22/2020 10:12	Depth to Water Detail	11.55	ft
GN-AP-MW-20SV	7/22/2020 10:12	Oxidation Reduction Potention	-153.72	mv
GN-AP-MW-20SV	7/22/2020 10:12	pH	7.15	pH
GN-AP-MW-20SV	7/22/2020 10:12	Temperature	20.22	C
GN-AP-MW-20SV	7/22/2020 10:12	Turbidity	29.6	NTU
GN-AP-MW-20SV	7/22/2020 10:17	Conductivity	1051.93	uS/cm
GN-AP-MW-20SV	7/22/2020 10:17	DO	0.07	mg/L
GN-AP-MW-20SV	7/22/2020 10:17	Depth to Water Detail	11.62	ft
GN-AP-MW-20SV	7/22/2020 10:17	Oxidation Reduction Potention	-153.37	mv
GN-AP-MW-20SV	7/22/2020 10:17	pH	7.16	pH
GN-AP-MW-20SV	7/22/2020 10:17	Temperature	20.25	C
GN-AP-MW-20SV	7/22/2020 10:17	Turbidity	22.7	NTU
GN-AP-MW-20SV	7/22/2020 10:22	Conductivity	1052.93	uS/cm
GN-AP-MW-20SV	7/22/2020 10:22	DO	0.06	mg/L
GN-AP-MW-20SV	7/22/2020 10:22	Depth to Water Detail	11.62	ft
GN-AP-MW-20SV	7/22/2020 10:22	Oxidation Reduction Potention	-152.68	mv
GN-AP-MW-20SV	7/22/2020 10:22	pH	7.17	pH
GN-AP-MW-20SV	7/22/2020 10:22	Temperature	20.3	C
GN-AP-MW-20SV	7/22/2020 10:22	Turbidity	18.2	NTU
GN-AP-MW-20SV	7/22/2020 10:27	Conductivity	1050.14	uS/cm
GN-AP-MW-20SV	7/22/2020 10:27	DO	0.07	mg/L
GN-AP-MW-20SV	7/22/2020 10:27	Depth to Water Detail	11.62	ft
GN-AP-MW-20SV	7/22/2020 10:27	Oxidation Reduction Potention	-151.47	mv
GN-AP-MW-20SV	7/22/2020 10:27	pH	7.17	pH
GN-AP-MW-20SV	7/22/2020 10:27	Temperature	20.14	C
GN-AP-MW-20SV	7/22/2020 10:27	Turbidity	13.2	NTU
GN-AP-MW-20SV	7/22/2020 10:32	Conductivity	1049.96	uS/cm
GN-AP-MW-20SV	7/22/2020 10:32	DO	0.06	mg/L
GN-AP-MW-20SV	7/22/2020 10:32	Depth to Water Detail	11.62	ft
GN-AP-MW-20SV	7/22/2020 10:32	Oxidation Reduction Potention	-149.95	mv
GN-AP-MW-20SV	7/22/2020 10:32	pH	7.17	pH
GN-AP-MW-20SV	7/22/2020 10:32	Temperature	20.26	C
GN-AP-MW-20SV	7/22/2020 10:32	Turbidity	14.2	NTU
GN-AP-MW-20SV	7/22/2020 10:37	Conductivity	1049.23	uS/cm
GN-AP-MW-20SV	7/22/2020 10:37	DO	0.06	mg/L

Alabama Power Company
Plant Gaston Ash Pond

WELL ID	READING TIME	DESCRIPTION	VALUE	UNIT
GN-AP-MW-20SV	7/22/2020 10:37	Depth to Water Detail	11.62	ft
GN-AP-MW-20SV	7/22/2020 10:37	Oxidation Reduction Potention	-148.35	mv
GN-AP-MW-20SV	7/22/2020 10:37	pH	7.18	pH
GN-AP-MW-20SV	7/22/2020 10:37	Temperature	20.28	C
GN-AP-MW-20SV	7/22/2020 10:37	Turbidity	12.6	NTU
GN-AP-MW-20SV	7/22/2020 10:42	Conductivity	1047.87	uS/cm
GN-AP-MW-20SV	7/22/2020 10:42	DO	0.06	mg/L
GN-AP-MW-20SV	7/22/2020 10:42	Depth to Water Detail	11.62	ft
GN-AP-MW-20SV	7/22/2020 10:42	Oxidation Reduction Potention	-148.04	mv
GN-AP-MW-20SV	7/22/2020 10:42	pH	7.19	pH
GN-AP-MW-20SV	7/22/2020 10:42	Temperature	20.3	C
GN-AP-MW-20SV	7/22/2020 10:42	Turbidity	12.5	NTU
GN-AP-MW-20SV	7/22/2020 10:47	Conductivity	1049.92	uS/cm
GN-AP-MW-20SV	7/22/2020 10:47	DO	0.06	mg/L
GN-AP-MW-20SV	7/22/2020 10:47	Depth to Water Detail	11.62	ft
GN-AP-MW-20SV	7/22/2020 10:47	Oxidation Reduction Potention	-146.7	mv
GN-AP-MW-20SV	7/22/2020 10:47	pH	7.16	pH
GN-AP-MW-20SV	7/22/2020 10:47	Temperature	20.27	C
GN-AP-MW-20SV	7/22/2020 10:47	Turbidity	11.5	NTU
GN-AP-MW-20SV	7/22/2020 10:52	Conductivity	1046.38	uS/cm
GN-AP-MW-20SV	7/22/2020 10:52	DO	0.06	mg/L
GN-AP-MW-20SV	7/22/2020 10:52	Depth to Water Detail	11.62	ft
GN-AP-MW-20SV	7/22/2020 10:52	Oxidation Reduction Potention	-147.08	mv
GN-AP-MW-20SV	7/22/2020 10:52	pH	7.17	pH
GN-AP-MW-20SV	7/22/2020 10:52	Temperature	20.1	C
GN-AP-MW-20SV	7/22/2020 10:52	Turbidity	10.26	NTU
GN-AP-MW-20SV	7/22/2020 10:57	Conductivity	1048.65	uS/cm
GN-AP-MW-20SV	7/22/2020 10:57	DO	0.06	mg/L
GN-AP-MW-20SV	7/22/2020 10:57	Depth to Water Detail	11.62	ft
GN-AP-MW-20SV	7/22/2020 10:57	Oxidation Reduction Potention	-146.94	mv
GN-AP-MW-20SV	7/22/2020 10:57	pH	7.17	pH
GN-AP-MW-20SV	7/22/2020 10:57	Temperature	20.16	C
GN-AP-MW-20SV	7/22/2020 10:57	Turbidity	9.63	NTU
GN-AP-MW-20SV	7/22/2020 11:02	Conductivity	1046.49	uS/cm
GN-AP-MW-20SV	7/22/2020 11:02	DO	0.05	mg/L
GN-AP-MW-20SV	7/22/2020 11:02	Depth to Water Detail	11.62	ft
GN-AP-MW-20SV	7/22/2020 11:02	Oxidation Reduction Potention	-146.17	mv
GN-AP-MW-20SV	7/22/2020 11:02	pH	7.18	pH
GN-AP-MW-20SV	7/22/2020 11:02	Temperature	20.21	C
GN-AP-MW-20SV	7/22/2020 11:02	Turbidity	8.44	NTU

Alabama Power Company
Plant Gaston Ash Pond

WELL ID	READING TIME	DESCRIPTION	VALUE	UNIT
GN-AP-MW-20V	7/22/2020 8:39	Conductivity	1087.07	uS/cm
GN-AP-MW-20V	7/22/2020 8:39	DO	0.13	mg/L
GN-AP-MW-20V	7/22/2020 8:39	Depth to Water Detail	9.85	ft
GN-AP-MW-20V	7/22/2020 8:39	Oxidation Reduction Potention	-194.27	mv
GN-AP-MW-20V	7/22/2020 8:39	pH	8.12	pH
GN-AP-MW-20V	7/22/2020 8:39	Temperature	21.32	C
GN-AP-MW-20V	7/22/2020 8:39	Turbidity	0.92	NTU
GN-AP-MW-20V	7/22/2020 8:44	Conductivity	1087.04	uS/cm
GN-AP-MW-20V	7/22/2020 8:44	DO	0.11	mg/L
GN-AP-MW-20V	7/22/2020 8:44	Depth to Water Detail	10.68	ft
GN-AP-MW-20V	7/22/2020 8:44	Oxidation Reduction Potention	-204.21	mv
GN-AP-MW-20V	7/22/2020 8:44	pH	8.18	pH
GN-AP-MW-20V	7/22/2020 8:44	Temperature	21.15	C
GN-AP-MW-20V	7/22/2020 8:44	Turbidity	1.08	NTU
GN-AP-MW-20V	7/22/2020 8:49	Conductivity	1083.04	uS/cm
GN-AP-MW-20V	7/22/2020 8:49	DO	0.13	mg/L
GN-AP-MW-20V	7/22/2020 8:49	Depth to Water Detail	11.35	ft
GN-AP-MW-20V	7/22/2020 8:49	Oxidation Reduction Potention	-205.94	mv
GN-AP-MW-20V	7/22/2020 8:49	pH	8.21	pH
GN-AP-MW-20V	7/22/2020 8:49	Temperature	21.06	C
GN-AP-MW-20V	7/22/2020 8:49	Turbidity	0.69	NTU
GN-AP-MW-20V	7/22/2020 8:54	Conductivity	1076.28	uS/cm
GN-AP-MW-20V	7/22/2020 8:54	DO	0.14	mg/L
GN-AP-MW-20V	7/22/2020 8:54	Depth to Water Detail	11.98	ft
GN-AP-MW-20V	7/22/2020 8:54	Oxidation Reduction Potention	-204.36	mv
GN-AP-MW-20V	7/22/2020 8:54	pH	8.22	pH
GN-AP-MW-20V	7/22/2020 8:54	Temperature	21.04	C
GN-AP-MW-20V	7/22/2020 8:54	Turbidity	0.65	NTU
GN-AP-MW-20V	7/22/2020 8:59	Conductivity	1080.52	uS/cm
GN-AP-MW-20V	7/22/2020 8:59	DO	0.16	mg/L
GN-AP-MW-20V	7/22/2020 8:59	Depth to Water Detail	12.41	ft
GN-AP-MW-20V	7/22/2020 8:59	Oxidation Reduction Potention	-202.24	mv
GN-AP-MW-20V	7/22/2020 8:59	pH	8.23	pH
GN-AP-MW-20V	7/22/2020 8:59	Temperature	20.96	C
GN-AP-MW-20V	7/22/2020 8:59	Turbidity	0.72	NTU
GN-AP-MW-20V	7/22/2020 9:04	Conductivity	1082.44	uS/cm
GN-AP-MW-20V	7/22/2020 9:04	DO	0.17	mg/L
GN-AP-MW-20V	7/22/2020 9:04	Depth to Water Detail	12.73	ft
GN-AP-MW-20V	7/22/2020 9:04	Oxidation Reduction Potention	-200.25	mv
GN-AP-MW-20V	7/22/2020 9:04	pH	8.23	pH
GN-AP-MW-20V	7/22/2020 9:04	Temperature	20.93	C
GN-AP-MW-20V	7/22/2020 9:04	Turbidity	0.63	NTU
GN-AP-MW-20V	7/22/2020 9:09	Conductivity	1081.27	uS/cm
GN-AP-MW-20V	7/22/2020 9:09	DO	0.18	mg/L

Alabama Power Company
Plant Gaston Ash Pond

WELL ID	READING TIME	DESCRIPTION	VALUE	UNIT
GN-AP-MW-20V	7/22/2020 9:09	Depth to Water Detail	12.98	ft
GN-AP-MW-20V	7/22/2020 9:09	Oxidation Reduction Potention	-199.54	mv
GN-AP-MW-20V	7/22/2020 9:09	pH	8.23	pH
GN-AP-MW-20V	7/22/2020 9:09	Temperature	20.88	C
GN-AP-MW-20V	7/22/2020 9:09	Turbidity	0.77	NTU
GN-AP-MW-20V	7/22/2020 9:14	Conductivity	1079.48	uS/cm
GN-AP-MW-20V	7/22/2020 9:14	DO	0.19	mg/L
GN-AP-MW-20V	7/22/2020 9:14	Depth to Water Detail	13.22	ft
GN-AP-MW-20V	7/22/2020 9:14	Oxidation Reduction Potention	-199.98	mv
GN-AP-MW-20V	7/22/2020 9:14	pH	8.24	pH
GN-AP-MW-20V	7/22/2020 9:14	Temperature	20.89	C
GN-AP-MW-20V	7/22/2020 9:14	Turbidity	0.72	NTU
GN-AP-MW-20V	7/22/2020 9:19	Conductivity	1080.45	uS/cm
GN-AP-MW-20V	7/22/2020 9:19	DO	0.19	mg/L
GN-AP-MW-20V	7/22/2020 9:19	Depth to Water Detail	13.35	ft
GN-AP-MW-20V	7/22/2020 9:19	Oxidation Reduction Potention	-198.76	mv
GN-AP-MW-20V	7/22/2020 9:19	pH	8.24	pH
GN-AP-MW-20V	7/22/2020 9:19	Temperature	20.85	C
GN-AP-MW-20V	7/22/2020 9:19	Turbidity	0.68	NTU
GN-AP-MW-20V	7/22/2020 9:24	Conductivity	1081.29	uS/cm
GN-AP-MW-20V	7/22/2020 9:24	DO	0.19	mg/L
GN-AP-MW-20V	7/22/2020 9:24	Depth to Water Detail	13.53	ft
GN-AP-MW-20V	7/22/2020 9:24	Oxidation Reduction Potention	-196.58	mv
GN-AP-MW-20V	7/22/2020 9:24	pH	8.24	pH
GN-AP-MW-20V	7/22/2020 9:24	Temperature	20.89	C
GN-AP-MW-20V	7/22/2020 9:24	Turbidity	0.81	NTU
GN-AP-MW-20V	7/22/2020 9:29	Conductivity	1081.38	uS/cm
GN-AP-MW-20V	7/22/2020 9:29	DO	0.19	mg/L
GN-AP-MW-20V	7/22/2020 9:29	Depth to Water Detail	13.61	ft
GN-AP-MW-20V	7/22/2020 9:29	Oxidation Reduction Potention	-198.34	mv
GN-AP-MW-20V	7/22/2020 9:29	pH	8.25	pH
GN-AP-MW-20V	7/22/2020 9:29	Temperature	20.88	C
GN-AP-MW-20V	7/22/2020 9:29	Turbidity	0.69	NTU

Alabama Power Company
Plant Gaston Ash Pond

WELL ID	READING TIME	DESCRIPTION	VALUE	UNIT
GN-AP-MW-32V	7/20/2020 11:42	Conductivity	456.66	uS/cm
GN-AP-MW-32V	7/20/2020 11:42	DO	0.64	mg/L
GN-AP-MW-32V	7/20/2020 11:42	Depth to Water Detail	39.36	ft
GN-AP-MW-32V	7/20/2020 11:42	Oxidation Reduction Potention	-218.75	mv
GN-AP-MW-32V	7/20/2020 11:42	pH	7.28	pH
GN-AP-MW-32V	7/20/2020 11:42	Temperature	25.71	C
GN-AP-MW-32V	7/20/2020 11:42	Turbidity	0.68	NTU
GN-AP-MW-32V	7/20/2020 11:47	Conductivity	460.78	uS/cm
GN-AP-MW-32V	7/20/2020 11:47	DO	0.41	mg/L
GN-AP-MW-32V	7/20/2020 11:47	Depth to Water Detail	39.76	ft
GN-AP-MW-32V	7/20/2020 11:47	Oxidation Reduction Potention	-247.62	mv
GN-AP-MW-32V	7/20/2020 11:47	pH	7.27	pH
GN-AP-MW-32V	7/20/2020 11:47	Temperature	25.33	C
GN-AP-MW-32V	7/20/2020 11:47	Turbidity	0.64	NTU
GN-AP-MW-32V	7/20/2020 11:52	Conductivity	606.17	uS/cm
GN-AP-MW-32V	7/20/2020 11:52	DO	0.29	mg/L
GN-AP-MW-32V	7/20/2020 11:52	Depth to Water Detail	40.03	ft
GN-AP-MW-32V	7/20/2020 11:52	Oxidation Reduction Potention	-258.61	mv
GN-AP-MW-32V	7/20/2020 11:52	pH	7.35	pH
GN-AP-MW-32V	7/20/2020 11:52	Temperature	25.71	C
GN-AP-MW-32V	7/20/2020 11:52	Turbidity	2.52	NTU
GN-AP-MW-32V	7/20/2020 11:57	Conductivity	778.26	uS/cm
GN-AP-MW-32V	7/20/2020 11:57	DO	0.24	mg/L
GN-AP-MW-32V	7/20/2020 11:57	Depth to Water Detail	40.28	ft
GN-AP-MW-32V	7/20/2020 11:57	Oxidation Reduction Potention	-257.8	mv
GN-AP-MW-32V	7/20/2020 11:57	pH	7.42	pH
GN-AP-MW-32V	7/20/2020 11:57	Temperature	26.24	C
GN-AP-MW-32V	7/20/2020 11:57	Turbidity	4.11	NTU
GN-AP-MW-32V	7/20/2020 12:02	Conductivity	827.93	uS/cm
GN-AP-MW-32V	7/20/2020 12:02	DO	0.25	mg/L
GN-AP-MW-32V	7/20/2020 12:02	Depth to Water Detail	40.42	ft
GN-AP-MW-32V	7/20/2020 12:02	Oxidation Reduction Potention	-254.19	mv
GN-AP-MW-32V	7/20/2020 12:02	pH	7.43	pH
GN-AP-MW-32V	7/20/2020 12:02	Temperature	26.09	C
GN-AP-MW-32V	7/20/2020 12:02	Turbidity	3.65	NTU
GN-AP-MW-32V	7/20/2020 12:07	Conductivity	838.37	uS/cm
GN-AP-MW-32V	7/20/2020 12:07	DO	0.22	mg/L
GN-AP-MW-32V	7/20/2020 12:07	Depth to Water Detail	40.63	ft
GN-AP-MW-32V	7/20/2020 12:07	Oxidation Reduction Potention	-252.49	mv
GN-AP-MW-32V	7/20/2020 12:07	pH	7.41	pH
GN-AP-MW-32V	7/20/2020 12:07	Temperature	26.43	C
GN-AP-MW-32V	7/20/2020 12:07	Turbidity	2.57	NTU
GN-AP-MW-32V	7/20/2020 12:12	Conductivity	842.13	uS/cm
GN-AP-MW-32V	7/20/2020 12:12	DO	0.25	mg/L

Alabama Power Company
Plant Gaston Ash Pond

WELL ID	READING TIME	DESCRIPTION	VALUE	UNIT
GN-AP-MW-32V	7/20/2020 12:12	Depth to Water Detail	40.75	ft
GN-AP-MW-32V	7/20/2020 12:12	Oxidation Reduction Potention	-255.03	mv
GN-AP-MW-32V	7/20/2020 12:12	pH	7.43	pH
GN-AP-MW-32V	7/20/2020 12:12	Temperature	26.16	C
GN-AP-MW-32V	7/20/2020 12:12	Turbidity	2.61	NTU
GN-AP-MW-32V	7/20/2020 12:17	Conductivity	842.63	uS/cm
GN-AP-MW-32V	7/20/2020 12:17	DO	0.25	mg/L
GN-AP-MW-32V	7/20/2020 12:17	Depth to Water Detail	40.86	ft
GN-AP-MW-32V	7/20/2020 12:17	Oxidation Reduction Potention	-254.49	mv
GN-AP-MW-32V	7/20/2020 12:17	pH	7.42	pH
GN-AP-MW-32V	7/20/2020 12:17	Temperature	26.17	C
GN-AP-MW-32V	7/20/2020 12:17	Turbidity	2.95	NTU

Alabama Power Company
Plant Gaston Ash Pond

WELL ID	READING TIME	DESCRIPTION	VALUE	UNIT
GN-AP-MW-33V	7/21/2020 13:11	Conductivity	538.65	uS/cm
GN-AP-MW-33V	7/21/2020 13:11	DO	0.36	mg/L
GN-AP-MW-33V	7/21/2020 13:11	Depth to Water Detail	45.09	ft
GN-AP-MW-33V	7/21/2020 13:11	Oxidation Reduction Potention	-265.2	mv
GN-AP-MW-33V	7/21/2020 13:11	pH	7.47	pH
GN-AP-MW-33V	7/21/2020 13:11	Temperature	24.73	C
GN-AP-MW-33V	7/21/2020 13:11	Turbidity	2.29	NTU
GN-AP-MW-33V	7/21/2020 13:26	Conductivity	523.99	uS/cm
GN-AP-MW-33V	7/21/2020 13:26	DO	0.47	mg/L
GN-AP-MW-33V	7/21/2020 13:26	Depth to Water Detail	47.09	ft
GN-AP-MW-33V	7/21/2020 13:26	Oxidation Reduction Potention	-231.39	mv
GN-AP-MW-33V	7/21/2020 13:26	pH	7.51	pH
GN-AP-MW-33V	7/21/2020 13:26	Temperature	23.79	C
GN-AP-MW-33V	7/21/2020 13:26	Turbidity	0.78	NTU

Alabama Power Company
Plant Gaston Ash Pond

WELL ID	READING TIME	DESCRIPTION	VALUE	UNIT
GN-AP-MW-34V	7/21/2020 7:42	Conductivity	986.18	uS/cm
GN-AP-MW-34V	7/21/2020 7:42	DO	0.79	mg/L
GN-AP-MW-34V	7/21/2020 7:42	Depth to Water Detail	45.52	ft
GN-AP-MW-34V	7/21/2020 7:42	Oxidation Reduction Potention	-155.21	mv
GN-AP-MW-34V	7/21/2020 7:42	pH	7.1	pH
GN-AP-MW-34V	7/21/2020 7:42	Temperature	22.06	C
GN-AP-MW-34V	7/21/2020 7:42	Turbidity	1.16	NTU
GN-AP-MW-34V	7/21/2020 7:47	Conductivity	984.06	uS/cm
GN-AP-MW-34V	7/21/2020 7:47	DO	0.52	mg/L
GN-AP-MW-34V	7/21/2020 7:47	Depth to Water Detail	46.02	ft
GN-AP-MW-34V	7/21/2020 7:47	Oxidation Reduction Potention	-229.87	mv
GN-AP-MW-34V	7/21/2020 7:47	pH	7.41	pH
GN-AP-MW-34V	7/21/2020 7:47	Temperature	21.98	C
GN-AP-MW-34V	7/21/2020 7:47	Turbidity	1.27	NTU
GN-AP-MW-34V	7/21/2020 7:52	Conductivity	1006.14	uS/cm
GN-AP-MW-34V	7/21/2020 7:52	DO	0.4	mg/L
GN-AP-MW-34V	7/21/2020 7:52	Depth to Water Detail	46.8	ft
GN-AP-MW-34V	7/21/2020 7:52	Oxidation Reduction Potention	-244.51	mv
GN-AP-MW-34V	7/21/2020 7:52	pH	7.74	pH
GN-AP-MW-34V	7/21/2020 7:52	Temperature	21.98	C
GN-AP-MW-34V	7/21/2020 7:52	Turbidity	2.07	NTU
GN-AP-MW-34V	7/21/2020 7:57	Conductivity	1031.56	uS/cm
GN-AP-MW-34V	7/21/2020 7:57	DO	0.42	mg/L
GN-AP-MW-34V	7/21/2020 7:57	Depth to Water Detail	47.35	ft
GN-AP-MW-34V	7/21/2020 7:57	Oxidation Reduction Potention	-233.11	mv
GN-AP-MW-34V	7/21/2020 7:57	pH	7.96	pH
GN-AP-MW-34V	7/21/2020 7:57	Temperature	21.97	C
GN-AP-MW-34V	7/21/2020 7:57	Turbidity	1.37	NTU
GN-AP-MW-34V	7/21/2020 8:02	Conductivity	1039.26	uS/cm
GN-AP-MW-34V	7/21/2020 8:02	DO	0.45	mg/L
GN-AP-MW-34V	7/21/2020 8:02	Depth to Water Detail	47.84	ft
GN-AP-MW-34V	7/21/2020 8:02	Oxidation Reduction Potention	-218.8	mv
GN-AP-MW-34V	7/21/2020 8:02	pH	8.04	pH
GN-AP-MW-34V	7/21/2020 8:02	Temperature	22	C
GN-AP-MW-34V	7/21/2020 8:02	Turbidity	1.16	NTU
GN-AP-MW-34V	7/21/2020 8:07	Conductivity	1039.31	uS/cm
GN-AP-MW-34V	7/21/2020 8:07	DO	0.47	mg/L
GN-AP-MW-34V	7/21/2020 8:07	Depth to Water Detail	48.28	ft
GN-AP-MW-34V	7/21/2020 8:07	Oxidation Reduction Potention	-210.69	mv
GN-AP-MW-34V	7/21/2020 8:07	pH	8.06	pH
GN-AP-MW-34V	7/21/2020 8:07	Temperature	22.01	C
GN-AP-MW-34V	7/21/2020 8:07	Turbidity	1.13	NTU
GN-AP-MW-34V	7/21/2020 8:12	Conductivity	1033.45	uS/cm
GN-AP-MW-34V	7/21/2020 8:12	DO	0.48	mg/L

Alabama Power Company
Plant Gaston Ash Pond

WELL ID	READING TIME	DESCRIPTION	VALUE	UNIT
GN-AP-MW-34V	7/21/2020 8:12	Depth to Water Detail	48.68	ft
GN-AP-MW-34V	7/21/2020 8:12	Oxidation Reduction Potention	-205.12	mv
GN-AP-MW-34V	7/21/2020 8:12	pH	8.06	pH
GN-AP-MW-34V	7/21/2020 8:12	Temperature	22.24	C
GN-AP-MW-34V	7/21/2020 8:12	Turbidity	1.03	NTU
GN-AP-MW-34V	7/21/2020 8:17	Conductivity	1030	uS/cm
GN-AP-MW-34V	7/21/2020 8:17	DO	0.5	mg/L
GN-AP-MW-34V	7/21/2020 8:17	Depth to Water Detail	49.05	ft
GN-AP-MW-34V	7/21/2020 8:17	Oxidation Reduction Potention	-202.02	mv
GN-AP-MW-34V	7/21/2020 8:17	pH	8.07	pH
GN-AP-MW-34V	7/21/2020 8:17	Temperature	22.4	C
GN-AP-MW-34V	7/21/2020 8:17	Turbidity	0.97	NTU
GN-AP-MW-34V	7/21/2020 8:22	Conductivity	1017.07	uS/cm
GN-AP-MW-34V	7/21/2020 8:22	DO	0.52	mg/L
GN-AP-MW-34V	7/21/2020 8:22	Depth to Water Detail	49.3	ft
GN-AP-MW-34V	7/21/2020 8:22	Oxidation Reduction Potention	-202.05	mv
GN-AP-MW-34V	7/21/2020 8:22	pH	8.05	pH
GN-AP-MW-34V	7/21/2020 8:22	Temperature	22.44	C
GN-AP-MW-34V	7/21/2020 8:22	Turbidity	0.56	NTU
GN-AP-MW-34V	7/21/2020 8:27	Conductivity	997.68	uS/cm
GN-AP-MW-34V	7/21/2020 8:27	DO	0.49	mg/L
GN-AP-MW-34V	7/21/2020 8:27	Depth to Water Detail	49.58	ft
GN-AP-MW-34V	7/21/2020 8:27	Oxidation Reduction Potention	-206.07	mv
GN-AP-MW-34V	7/21/2020 8:27	pH	8.04	pH
GN-AP-MW-34V	7/21/2020 8:27	Temperature	22.82	C
GN-AP-MW-34V	7/21/2020 8:27	Turbidity	0.54	NTU
GN-AP-MW-34V	7/21/2020 8:32	Conductivity	980.87	uS/cm
GN-AP-MW-34V	7/21/2020 8:32	DO	0.47	mg/L
GN-AP-MW-34V	7/21/2020 8:32	Depth to Water Detail	49.81	ft
GN-AP-MW-34V	7/21/2020 8:32	Oxidation Reduction Potention	-212.08	mv
GN-AP-MW-34V	7/21/2020 8:32	pH	8.02	pH
GN-AP-MW-34V	7/21/2020 8:32	Temperature	22.76	C
GN-AP-MW-34V	7/21/2020 8:32	Turbidity	0.68	NTU
GN-AP-MW-34V	7/21/2020 8:37	Conductivity	968.52	uS/cm
GN-AP-MW-34V	7/21/2020 8:37	DO	0.45	mg/L
GN-AP-MW-34V	7/21/2020 8:37	Depth to Water Detail	50.06	ft
GN-AP-MW-34V	7/21/2020 8:37	Oxidation Reduction Potention	-214.83	mv
GN-AP-MW-34V	7/21/2020 8:37	pH	8	pH
GN-AP-MW-34V	7/21/2020 8:37	Temperature	22.7	C
GN-AP-MW-34V	7/21/2020 8:37	Turbidity	0.53	NTU
GN-AP-MW-34V	7/21/2020 8:42	Conductivity	968.31	uS/cm
GN-AP-MW-34V	7/21/2020 8:42	DO	0.44	mg/L
GN-AP-MW-34V	7/21/2020 8:42	Depth to Water Detail	50.31	ft
GN-AP-MW-34V	7/21/2020 8:42	Oxidation Reduction Potention	-218.39	mv

Alabama Power Company
Plant Gaston Ash Pond

WELL ID	READING TIME	DESCRIPTION	VALUE	UNIT
GN-AP-MW-34V	7/21/2020 8:42	pH	8	pH
GN-AP-MW-34V	7/21/2020 8:42	Temperature	22.99	C
GN-AP-MW-34V	7/21/2020 8:42	Turbidity	0.5	NTU
GN-AP-MW-34V	7/21/2020 8:47	Conductivity	0.84	uS/cm
GN-AP-MW-34V	7/21/2020 8:47	DO	7.87	mg/L
GN-AP-MW-34V	7/21/2020 8:47	Depth to Water Detail	50.45	ft
GN-AP-MW-34V	7/21/2020 8:47	Oxidation Reduction Potention	-139.12	mv
GN-AP-MW-34V	7/21/2020 8:47	pH	8.19	pH
GN-AP-MW-34V	7/21/2020 8:47	Temperature	25.89	C
GN-AP-MW-34V	7/21/2020 8:47	Turbidity	0.51	NTU
GN-AP-MW-34V	7/21/2020 8:52	Conductivity	1097.96	uS/cm
GN-AP-MW-34V	7/21/2020 8:52	DO	0.98	mg/L
GN-AP-MW-34V	7/21/2020 8:52	Depth to Water Detail	50.68	ft
GN-AP-MW-34V	7/21/2020 8:52	Oxidation Reduction Potention	-198.43	mv
GN-AP-MW-34V	7/21/2020 8:52	pH	7.98	pH
GN-AP-MW-34V	7/21/2020 8:52	Temperature	23.62	C
GN-AP-MW-34V	7/21/2020 8:52	Turbidity	0.71	NTU
GN-AP-MW-34V	7/21/2020 8:57	Conductivity	1100.01	uS/cm
GN-AP-MW-34V	7/21/2020 8:57	DO	0.94	mg/L
GN-AP-MW-34V	7/21/2020 8:57	Depth to Water Detail	50.81	ft
GN-AP-MW-34V	7/21/2020 8:57	Oxidation Reduction Potention	-196.63	mv
GN-AP-MW-34V	7/21/2020 8:57	pH	7.98	pH
GN-AP-MW-34V	7/21/2020 8:57	Temperature	24.14	C
GN-AP-MW-34V	7/21/2020 8:57	Turbidity	0.68	NTU
GN-AP-MW-34V	7/21/2020 9:02	Conductivity	1103.84	uS/cm
GN-AP-MW-34V	7/21/2020 9:02	DO	0.68	mg/L
GN-AP-MW-34V	7/21/2020 9:02	Depth to Water Detail	50.94	ft
GN-AP-MW-34V	7/21/2020 9:02	Oxidation Reduction Potention	-202.64	mv
GN-AP-MW-34V	7/21/2020 9:02	pH	7.98	pH
GN-AP-MW-34V	7/21/2020 9:02	Temperature	23.61	C
GN-AP-MW-34V	7/21/2020 9:02	Turbidity	0.64	NTU
GN-AP-MW-34V	7/21/2020 9:07	Conductivity	1117.2	uS/cm
GN-AP-MW-34V	7/21/2020 9:07	DO	0.57	mg/L
GN-AP-MW-34V	7/21/2020 9:07	Depth to Water Detail	51.04	ft
GN-AP-MW-34V	7/21/2020 9:07	Oxidation Reduction Potention	-206.09	mv
GN-AP-MW-34V	7/21/2020 9:07	pH	7.98	pH
GN-AP-MW-34V	7/21/2020 9:07	Temperature	24.05	C
GN-AP-MW-34V	7/21/2020 9:07	Turbidity	0.51	NTU
GN-AP-MW-34V	7/21/2020 9:12	Conductivity	1105.71	uS/cm
GN-AP-MW-34V	7/21/2020 9:12	DO	0.56	mg/L
GN-AP-MW-34V	7/21/2020 9:12	Depth to Water Detail	51.15	ft
GN-AP-MW-34V	7/21/2020 9:12	Oxidation Reduction Potention	-206.42	mv
GN-AP-MW-34V	7/21/2020 9:12	pH	7.99	pH
GN-AP-MW-34V	7/21/2020 9:12	Temperature	23.76	C

Alabama Power Company
Plant Gaston Ash Pond

WELL ID	READING TIME	DESCRIPTION	VALUE	UNIT
GN-AP-MW-34V	7/21/2020 9:12	Turbidity	0.63	NTU
GN-AP-MW-34V	7/21/2020 9:17	Conductivity	1102.77	uS/cm
GN-AP-MW-34V	7/21/2020 9:17	DO	0.53	mg/L
GN-AP-MW-34V	7/21/2020 9:17	Depth to Water Detail	51.28	ft
GN-AP-MW-34V	7/21/2020 9:17	Oxidation Reduction Potention	-204.32	mv
GN-AP-MW-34V	7/21/2020 9:17	pH	7.98	pH
GN-AP-MW-34V	7/21/2020 9:17	Temperature	24.19	C
GN-AP-MW-34V	7/21/2020 9:17	Turbidity	0.74	NTU

Alabama Power Company
Plant Gaston Ash Pond

WELL ID	READING TIME	DESCRIPTION	VALUE	UNIT
GN-AP-MW-35V	7/21/2020 10:03	Conductivity	410.45	uS/cm
GN-AP-MW-35V	7/21/2020 10:03	DO	1	mg/L
GN-AP-MW-35V	7/21/2020 10:03	Depth to Water Detail	47.35	ft
GN-AP-MW-35V	7/21/2020 10:03	Oxidation Reduction Potention	-116.92	mv
GN-AP-MW-35V	7/21/2020 10:03	pH	7.51	pH
GN-AP-MW-35V	7/21/2020 10:03	Temperature	25.31	C
GN-AP-MW-35V	7/21/2020 10:03	Turbidity	0.85	NTU
GN-AP-MW-35V	7/21/2020 10:08	Conductivity	408.1	uS/cm
GN-AP-MW-35V	7/21/2020 10:08	DO	0.71	mg/L
GN-AP-MW-35V	7/21/2020 10:08	Depth to Water Detail	47.54	ft
GN-AP-MW-35V	7/21/2020 10:08	Oxidation Reduction Potention	-169.51	mv
GN-AP-MW-35V	7/21/2020 10:08	pH	7.54	pH
GN-AP-MW-35V	7/21/2020 10:08	Temperature	24.44	C
GN-AP-MW-35V	7/21/2020 10:08	Turbidity	0.74	NTU
GN-AP-MW-35V	7/21/2020 10:13	Conductivity	410.34	uS/cm
GN-AP-MW-35V	7/21/2020 10:13	DO	0.45	mg/L
GN-AP-MW-35V	7/21/2020 10:13	Depth to Water Detail	47.74	ft
GN-AP-MW-35V	7/21/2020 10:13	Oxidation Reduction Potention	-201.36	mv
GN-AP-MW-35V	7/21/2020 10:13	pH	7.62	pH
GN-AP-MW-35V	7/21/2020 10:13	Temperature	24.89	C
GN-AP-MW-35V	7/21/2020 10:13	Turbidity	1.07	NTU
GN-AP-MW-35V	7/21/2020 10:18	Conductivity	409.2	uS/cm
GN-AP-MW-35V	7/21/2020 10:18	DO	0.37	mg/L
GN-AP-MW-35V	7/21/2020 10:18	Depth to Water Detail	47.91	ft
GN-AP-MW-35V	7/21/2020 10:18	Oxidation Reduction Potention	-216.74	mv
GN-AP-MW-35V	7/21/2020 10:18	pH	7.67	pH
GN-AP-MW-35V	7/21/2020 10:18	Temperature	24.5	C
GN-AP-MW-35V	7/21/2020 10:18	Turbidity	0.57	NTU
GN-AP-MW-35V	7/21/2020 10:23	Conductivity	413.26	uS/cm
GN-AP-MW-35V	7/21/2020 10:23	DO	0.33	mg/L
GN-AP-MW-35V	7/21/2020 10:23	Depth to Water Detail	48.08	ft
GN-AP-MW-35V	7/21/2020 10:23	Oxidation Reduction Potention	-218.29	mv
GN-AP-MW-35V	7/21/2020 10:23	pH	7.7	pH
GN-AP-MW-35V	7/21/2020 10:23	Temperature	24.83	C
GN-AP-MW-35V	7/21/2020 10:23	Turbidity	0.52	NTU
GN-AP-MW-35V	7/21/2020 10:28	Conductivity	424.36	uS/cm
GN-AP-MW-35V	7/21/2020 10:28	DO	0.37	mg/L
GN-AP-MW-35V	7/21/2020 10:28	Depth to Water Detail	48.27	ft
GN-AP-MW-35V	7/21/2020 10:28	Oxidation Reduction Potention	-211.01	mv
GN-AP-MW-35V	7/21/2020 10:28	pH	7.73	pH
GN-AP-MW-35V	7/21/2020 10:28	Temperature	24.68	C
GN-AP-MW-35V	7/21/2020 10:28	Turbidity	0.61	NTU
GN-AP-MW-35V	7/21/2020 10:33	Conductivity	433.93	uS/cm
GN-AP-MW-35V	7/21/2020 10:33	DO	0.46	mg/L

Alabama Power Company
Plant Gaston Ash Pond

WELL ID	READING TIME	DESCRIPTION	VALUE	UNIT
GN-AP-MW-35V	7/21/2020 10:33	Depth to Water Detail	48.4	ft
GN-AP-MW-35V	7/21/2020 10:33	Oxidation Reduction Potention	-194.28	mv
GN-AP-MW-35V	7/21/2020 10:33	pH	7.73	pH
GN-AP-MW-35V	7/21/2020 10:33	Temperature	24.41	C
GN-AP-MW-35V	7/21/2020 10:33	Turbidity	0.46	NTU
GN-AP-MW-35V	7/21/2020 10:38	Conductivity	442.24	uS/cm
GN-AP-MW-35V	7/21/2020 10:38	DO	0.5	mg/L
GN-AP-MW-35V	7/21/2020 10:38	Depth to Water Detail	48.6	ft
GN-AP-MW-35V	7/21/2020 10:38	Oxidation Reduction Potention	-181.92	mv
GN-AP-MW-35V	7/21/2020 10:38	pH	7.73	pH
GN-AP-MW-35V	7/21/2020 10:38	Temperature	24.97	C
GN-AP-MW-35V	7/21/2020 10:38	Turbidity	0.51	NTU
GN-AP-MW-35V	7/21/2020 10:43	Conductivity	443.93	uS/cm
GN-AP-MW-35V	7/21/2020 10:43	DO	0.58	mg/L
GN-AP-MW-35V	7/21/2020 10:43	Depth to Water Detail	48.79	ft
GN-AP-MW-35V	7/21/2020 10:43	Oxidation Reduction Potention	-171.77	mv
GN-AP-MW-35V	7/21/2020 10:43	pH	7.72	pH
GN-AP-MW-35V	7/21/2020 10:43	Temperature	24.66	C
GN-AP-MW-35V	7/21/2020 10:43	Turbidity	0.44	NTU
GN-AP-MW-35V	7/21/2020 10:48	Conductivity	443.26	uS/cm
GN-AP-MW-35V	7/21/2020 10:48	DO	0.6	mg/L
GN-AP-MW-35V	7/21/2020 10:48	Depth to Water Detail	48.94	ft
GN-AP-MW-35V	7/21/2020 10:48	Oxidation Reduction Potention	-163.58	mv
GN-AP-MW-35V	7/21/2020 10:48	pH	7.7	pH
GN-AP-MW-35V	7/21/2020 10:48	Temperature	24.8	C
GN-AP-MW-35V	7/21/2020 10:48	Turbidity	0.72	NTU
GN-AP-MW-35V	7/21/2020 10:53	Conductivity	447.58	uS/cm
GN-AP-MW-35V	7/21/2020 10:53	DO	0.64	mg/L
GN-AP-MW-35V	7/21/2020 10:53	Depth to Water Detail	49.1	ft
GN-AP-MW-35V	7/21/2020 10:53	Oxidation Reduction Potention	-160.28	mv
GN-AP-MW-35V	7/21/2020 10:53	pH	7.71	pH
GN-AP-MW-35V	7/21/2020 10:53	Temperature	25	C
GN-AP-MW-35V	7/21/2020 10:53	Turbidity	0.68	NTU
GN-AP-MW-35V	7/21/2020 10:58	Conductivity	445.58	uS/cm
GN-AP-MW-35V	7/21/2020 10:58	DO	0.66	mg/L
GN-AP-MW-35V	7/21/2020 10:58	Depth to Water Detail	49.28	ft
GN-AP-MW-35V	7/21/2020 10:58	Oxidation Reduction Potention	-157.24	mv
GN-AP-MW-35V	7/21/2020 10:58	pH	7.71	pH
GN-AP-MW-35V	7/21/2020 10:58	Temperature	24.6	C
GN-AP-MW-35V	7/21/2020 10:58	Turbidity	0.54	NTU
GN-AP-MW-35V	7/21/2020 11:03	Conductivity	447.84	uS/cm
GN-AP-MW-35V	7/21/2020 11:03	DO	0.64	mg/L
GN-AP-MW-35V	7/21/2020 11:03	Depth to Water Detail	49.46	ft
GN-AP-MW-35V	7/21/2020 11:03	Oxidation Reduction Potention	-154.62	mv

Alabama Power Company
Plant Gaston Ash Pond

WELL ID	READING TIME	DESCRIPTION	VALUE	UNIT
GN-AP-MW-35V	7/21/2020 11:03	pH	7.71	pH
GN-AP-MW-35V	7/21/2020 11:03	Temperature	25.03	C
GN-AP-MW-35V	7/21/2020 11:03	Turbidity	1.02	NTU
GN-AP-MW-35V	7/21/2020 11:08	Conductivity	443.09	uS/cm
GN-AP-MW-35V	7/21/2020 11:08	DO	0.68	mg/L
GN-AP-MW-35V	7/21/2020 11:08	Depth to Water Detail	49.62	ft
GN-AP-MW-35V	7/21/2020 11:08	Oxidation Reduction Potention	-153.74	mv
GN-AP-MW-35V	7/21/2020 11:08	pH	7.71	pH
GN-AP-MW-35V	7/21/2020 11:08	Temperature	24.77	C
GN-AP-MW-35V	7/21/2020 11:08	Turbidity	0.56	NTU
GN-AP-MW-35V	7/21/2020 11:13	Conductivity	440.16	uS/cm
GN-AP-MW-35V	7/21/2020 11:13	DO	0.66	mg/L
GN-AP-MW-35V	7/21/2020 11:13	Depth to Water Detail	49.79	ft
GN-AP-MW-35V	7/21/2020 11:13	Oxidation Reduction Potention	-152.23	mv
GN-AP-MW-35V	7/21/2020 11:13	pH	7.71	pH
GN-AP-MW-35V	7/21/2020 11:13	Temperature	24.75	C
GN-AP-MW-35V	7/21/2020 11:13	Turbidity	0.51	NTU
GN-AP-MW-35V	7/21/2020 11:18	Conductivity	444.04	uS/cm
GN-AP-MW-35V	7/21/2020 11:18	DO	0.67	mg/L
GN-AP-MW-35V	7/21/2020 11:18	Depth to Water Detail	49.94	ft
GN-AP-MW-35V	7/21/2020 11:18	Oxidation Reduction Potention	-151.91	mv
GN-AP-MW-35V	7/21/2020 11:18	pH	7.71	pH
GN-AP-MW-35V	7/21/2020 11:18	Temperature	25.18	C
GN-AP-MW-35V	7/21/2020 11:18	Turbidity	0.63	NTU
GN-AP-MW-35V	7/21/2020 11:23	Conductivity	441.25	uS/cm
GN-AP-MW-35V	7/21/2020 11:23	DO	0.68	mg/L
GN-AP-MW-35V	7/21/2020 11:23	Depth to Water Detail	50.12	ft
GN-AP-MW-35V	7/21/2020 11:23	Oxidation Reduction Potention	-151.55	mv
GN-AP-MW-35V	7/21/2020 11:23	pH	7.7	pH
GN-AP-MW-35V	7/21/2020 11:23	Temperature	24.86	C
GN-AP-MW-35V	7/21/2020 11:23	Turbidity	0.71	NTU
GN-AP-MW-35V	7/21/2020 11:28	Conductivity	442.34	uS/cm
GN-AP-MW-35V	7/21/2020 11:28	DO	0.65	mg/L
GN-AP-MW-35V	7/21/2020 11:28	Depth to Water Detail	50.31	ft
GN-AP-MW-35V	7/21/2020 11:28	Oxidation Reduction Potention	-150.5	mv
GN-AP-MW-35V	7/21/2020 11:28	pH	7.71	pH
GN-AP-MW-35V	7/21/2020 11:28	Temperature	25.41	C
GN-AP-MW-35V	7/21/2020 11:28	Turbidity	0.52	NTU
GN-AP-MW-35V	7/21/2020 11:33	Conductivity	440.09	uS/cm
GN-AP-MW-35V	7/21/2020 11:33	DO	0.66	mg/L
GN-AP-MW-35V	7/21/2020 11:33	Depth to Water Detail	50.45	ft
GN-AP-MW-35V	7/21/2020 11:33	Oxidation Reduction Potention	-151.58	mv
GN-AP-MW-35V	7/21/2020 11:33	pH	7.71	pH
GN-AP-MW-35V	7/21/2020 11:33	Temperature	25.07	C

Alabama Power Company
Plant Gaston Ash Pond

WELL ID	READING TIME	DESCRIPTION	VALUE	UNIT
GN-AP-MW-35V	7/21/2020 11:33	Turbidity	0.55	NTU
GN-AP-MW-35V	7/21/2020 11:38	Conductivity	434.41	uS/cm
GN-AP-MW-35V	7/21/2020 11:38	DO	0.66	mg/L
GN-AP-MW-35V	7/21/2020 11:38	Depth to Water Detail	50.64	ft
GN-AP-MW-35V	7/21/2020 11:38	Oxidation Reduction Potention	-150	mv
GN-AP-MW-35V	7/21/2020 11:38	pH	7.7	pH
GN-AP-MW-35V	7/21/2020 11:38	Temperature	24.84	C
GN-AP-MW-35V	7/21/2020 11:38	Turbidity	0.48	NTU
GN-AP-MW-35V	7/21/2020 11:43	Conductivity	439.83	uS/cm
GN-AP-MW-35V	7/21/2020 11:43	DO	0.66	mg/L
GN-AP-MW-35V	7/21/2020 11:43	Depth to Water Detail	50.81	ft
GN-AP-MW-35V	7/21/2020 11:43	Oxidation Reduction Potention	-150.15	mv
GN-AP-MW-35V	7/21/2020 11:43	pH	7.71	pH
GN-AP-MW-35V	7/21/2020 11:43	Temperature	25.51	C
GN-AP-MW-35V	7/21/2020 11:43	Turbidity	0.68	NTU
GN-AP-MW-35V	7/21/2020 11:48	Conductivity	436.91	uS/cm
GN-AP-MW-35V	7/21/2020 11:48	DO	0.67	mg/L
GN-AP-MW-35V	7/21/2020 11:48	Depth to Water Detail	50.96	ft
GN-AP-MW-35V	7/21/2020 11:48	Oxidation Reduction Potention	-148.64	mv
GN-AP-MW-35V	7/21/2020 11:48	pH	7.7	pH
GN-AP-MW-35V	7/21/2020 11:48	Temperature	25.13	C
GN-AP-MW-35V	7/21/2020 11:48	Turbidity	0.57	NTU
GN-AP-MW-35V	7/21/2020 11:53	Conductivity	439.06	uS/cm
GN-AP-MW-35V	7/21/2020 11:53	DO	0.66	mg/L
GN-AP-MW-35V	7/21/2020 11:53	Depth to Water Detail	51.09	ft
GN-AP-MW-35V	7/21/2020 11:53	Oxidation Reduction Potention	-148.27	mv
GN-AP-MW-35V	7/21/2020 11:53	pH	7.69	pH
GN-AP-MW-35V	7/21/2020 11:53	Temperature	25.89	C
GN-AP-MW-35V	7/21/2020 11:53	Turbidity	0.54	NTU

Alabama Power Company
Plant Gaston Ash Pond

WELL ID	READING TIME	DESCRIPTION	VALUE	UNIT
GN-AP-MW-36V	7/20/2020 13:23	Conductivity	1426.6	uS/cm
GN-AP-MW-36V	7/20/2020 13:23	DO	0.06	mg/L
GN-AP-MW-36V	7/20/2020 13:23	Depth to Water Detail	44.02	ft
GN-AP-MW-36V	7/20/2020 13:23	Oxidation Reduction Potention	-309.07	mv
GN-AP-MW-36V	7/20/2020 13:23	pH	7.79	pH
GN-AP-MW-36V	7/20/2020 13:23	Temperature	21.77	C
GN-AP-MW-36V	7/20/2020 13:23	Turbidity	3.76	NTU
GN-AP-MW-36V	7/20/2020 13:28	Conductivity	1704.08	uS/cm
GN-AP-MW-36V	7/20/2020 13:28	DO	0.08	mg/L
GN-AP-MW-36V	7/20/2020 13:28	Depth to Water Detail	44.69	ft
GN-AP-MW-36V	7/20/2020 13:28	Oxidation Reduction Potention	-307.37	mv
GN-AP-MW-36V	7/20/2020 13:28	pH	7.86	pH
GN-AP-MW-36V	7/20/2020 13:28	Temperature	21.61	C
GN-AP-MW-36V	7/20/2020 13:28	Turbidity	1.18	NTU
GN-AP-MW-36V	7/20/2020 13:33	Conductivity	1722.32	uS/cm
GN-AP-MW-36V	7/20/2020 13:33	DO	0.11	mg/L
GN-AP-MW-36V	7/20/2020 13:33	Depth to Water Detail	45.47	ft
GN-AP-MW-36V	7/20/2020 13:33	Oxidation Reduction Potention	-310.86	mv
GN-AP-MW-36V	7/20/2020 13:33	pH	7.91	pH
GN-AP-MW-36V	7/20/2020 13:33	Temperature	21.8	C
GN-AP-MW-36V	7/20/2020 13:33	Turbidity	1.08	NTU
GN-AP-MW-36V	7/20/2020 13:38	Conductivity	1729.46	uS/cm
GN-AP-MW-36V	7/20/2020 13:38	DO	0.15	mg/L
GN-AP-MW-36V	7/20/2020 13:38	Depth to Water Detail	46.07	ft
GN-AP-MW-36V	7/20/2020 13:38	Oxidation Reduction Potention	-310.17	mv
GN-AP-MW-36V	7/20/2020 13:38	pH	7.9	pH
GN-AP-MW-36V	7/20/2020 13:38	Temperature	21.65	C
GN-AP-MW-36V	7/20/2020 13:38	Turbidity	1.1	NTU
GN-AP-MW-36V	7/20/2020 13:43	Conductivity	1732.07	uS/cm
GN-AP-MW-36V	7/20/2020 13:43	DO	0.14	mg/L
GN-AP-MW-36V	7/20/2020 13:43	Depth to Water Detail	46.88	ft
GN-AP-MW-36V	7/20/2020 13:43	Oxidation Reduction Potention	-312.21	mv
GN-AP-MW-36V	7/20/2020 13:43	pH	7.9	pH
GN-AP-MW-36V	7/20/2020 13:43	Temperature	21.89	C
GN-AP-MW-36V	7/20/2020 13:43	Turbidity	1.03	NTU
GN-AP-MW-36V	7/20/2020 13:48	Conductivity	1736.02	uS/cm
GN-AP-MW-36V	7/20/2020 13:48	DO	0.16	mg/L
GN-AP-MW-36V	7/20/2020 13:48	Depth to Water Detail	47.53	ft
GN-AP-MW-36V	7/20/2020 13:48	Oxidation Reduction Potention	-312.93	mv
GN-AP-MW-36V	7/20/2020 13:48	pH	7.91	pH
GN-AP-MW-36V	7/20/2020 13:48	Temperature	21.72	C
GN-AP-MW-36V	7/20/2020 13:48	Turbidity	1.01	NTU
GN-AP-MW-36V	7/20/2020 13:53	Conductivity	1745.67	uS/cm
GN-AP-MW-36V	7/20/2020 13:53	DO	0.18	mg/L

Alabama Power Company
Plant Gaston Ash Pond

WELL ID	READING TIME	DESCRIPTION	VALUE	UNIT
GN-AP-MW-36V	7/20/2020 13:53	Depth to Water Detail	47.75	ft
GN-AP-MW-36V	7/20/2020 13:53	Oxidation Reduction Potention	-314.24	mv
GN-AP-MW-36V	7/20/2020 13:53	pH	7.88	pH
GN-AP-MW-36V	7/20/2020 13:53	Temperature	24.8	C
GN-AP-MW-36V	7/20/2020 13:53	Turbidity	0.96	NTU
GN-AP-MW-36V	7/20/2020 13:58	Conductivity	1753.72	uS/cm
GN-AP-MW-36V	7/20/2020 13:58	DO	0.2	mg/L
GN-AP-MW-36V	7/20/2020 13:58	Depth to Water Detail	47.9	ft
GN-AP-MW-36V	7/20/2020 13:58	Oxidation Reduction Potention	-317.57	mv
GN-AP-MW-36V	7/20/2020 13:58	pH	7.91	pH
GN-AP-MW-36V	7/20/2020 13:58	Temperature	24.94	C
GN-AP-MW-36V	7/20/2020 13:58	Turbidity	0.94	NTU
GN-AP-MW-36V	7/20/2020 14:03	Conductivity	1755.45	uS/cm
GN-AP-MW-36V	7/20/2020 14:03	DO	0.28	mg/L
GN-AP-MW-36V	7/20/2020 14:03	Depth to Water Detail	48.06	ft
GN-AP-MW-36V	7/20/2020 14:03	Oxidation Reduction Potention	-317.66	mv
GN-AP-MW-36V	7/20/2020 14:03	pH	7.95	pH
GN-AP-MW-36V	7/20/2020 14:03	Temperature	24.78	C
GN-AP-MW-36V	7/20/2020 14:03	Turbidity	0.9	NTU
GN-AP-MW-36V	7/20/2020 14:08	Conductivity	1763.92	uS/cm
GN-AP-MW-36V	7/20/2020 14:08	DO	0.31	mg/L
GN-AP-MW-36V	7/20/2020 14:08	Depth to Water Detail	48.21	ft
GN-AP-MW-36V	7/20/2020 14:08	Oxidation Reduction Potention	-320.54	mv
GN-AP-MW-36V	7/20/2020 14:08	pH	7.99	pH
GN-AP-MW-36V	7/20/2020 14:08	Temperature	24.99	C
GN-AP-MW-36V	7/20/2020 14:08	Turbidity	0.92	NTU
GN-AP-MW-36V	7/20/2020 14:13	Conductivity	1765.6	uS/cm
GN-AP-MW-36V	7/20/2020 14:13	DO	0.37	mg/L
GN-AP-MW-36V	7/20/2020 14:13	Depth to Water Detail	48.38	ft
GN-AP-MW-36V	7/20/2020 14:13	Oxidation Reduction Potention	-320.92	mv
GN-AP-MW-36V	7/20/2020 14:13	pH	8.03	pH
GN-AP-MW-36V	7/20/2020 14:13	Temperature	25.16	C
GN-AP-MW-36V	7/20/2020 14:13	Turbidity	0.89	NTU
GN-AP-MW-36V	7/20/2020 14:18	Conductivity	1768	uS/cm
GN-AP-MW-36V	7/20/2020 14:18	DO	0.37	mg/L
GN-AP-MW-36V	7/20/2020 14:18	Depth to Water Detail	48.53	ft
GN-AP-MW-36V	7/20/2020 14:18	Oxidation Reduction Potention	-322.38	mv
GN-AP-MW-36V	7/20/2020 14:18	pH	8.05	pH
GN-AP-MW-36V	7/20/2020 14:18	Temperature	25.2	C
GN-AP-MW-36V	7/20/2020 14:18	Turbidity	0.86	NTU
GN-AP-MW-36V	7/20/2020 14:23	Conductivity	1772.65	uS/cm
GN-AP-MW-36V	7/20/2020 14:23	DO	0.38	mg/L
GN-AP-MW-36V	7/20/2020 14:23	Depth to Water Detail	48.69	ft
GN-AP-MW-36V	7/20/2020 14:23	Oxidation Reduction Potention	-324.84	mv

Alabama Power Company
Plant Gaston Ash Pond

WELL ID	READING TIME	DESCRIPTION	VALUE	UNIT
GN-AP-MW-36V	7/20/2020 14:23	pH	8.07	pH
GN-AP-MW-36V	7/20/2020 14:23	Temperature	25.23	C
GN-AP-MW-36V	7/20/2020 14:23	Turbidity	0.89	NTU
GN-AP-MW-36V	7/20/2020 14:28	Conductivity	1776.51	uS/cm
GN-AP-MW-36V	7/20/2020 14:28	DO	0.4	mg/L
GN-AP-MW-36V	7/20/2020 14:28	Depth to Water Detail	48.8	ft
GN-AP-MW-36V	7/20/2020 14:28	Oxidation Reduction Potention	-324.07	mv
GN-AP-MW-36V	7/20/2020 14:28	pH	8.07	pH
GN-AP-MW-36V	7/20/2020 14:28	Temperature	25.46	C
GN-AP-MW-36V	7/20/2020 14:28	Turbidity	0.86	NTU

Alabama Power Company
Plant Gaston Ash Pond

WELL ID	READING TIME	DESCRIPTION	VALUE	UNIT
GN-AP-MW-37V	7/20/2020 10:29	Conductivity	433.87	uS/cm
GN-AP-MW-37V	7/20/2020 10:29	DO	0.65	mg/L
GN-AP-MW-37V	7/20/2020 10:29	Depth to Water Detail	40.79	ft
GN-AP-MW-37V	7/20/2020 10:29	Oxidation Reduction Potention	82.13	mv
GN-AP-MW-37V	7/20/2020 10:29	pH	7.53	pH
GN-AP-MW-37V	7/20/2020 10:29	Temperature	23.34	C
GN-AP-MW-37V	7/20/2020 10:29	Turbidity	1.02	NTU
GN-AP-MW-37V	7/20/2020 10:34	Conductivity	426.46	uS/cm
GN-AP-MW-37V	7/20/2020 10:34	DO	0.41	mg/L
GN-AP-MW-37V	7/20/2020 10:34	Depth to Water Detail	40.98	ft
GN-AP-MW-37V	7/20/2020 10:34	Oxidation Reduction Potention	60.15	mv
GN-AP-MW-37V	7/20/2020 10:34	pH	7.66	pH
GN-AP-MW-37V	7/20/2020 10:34	Temperature	23.17	C
GN-AP-MW-37V	7/20/2020 10:34	Turbidity	0.97	NTU
GN-AP-MW-37V	7/20/2020 10:39	Conductivity	415.58	uS/cm
GN-AP-MW-37V	7/20/2020 10:39	DO	0.39	mg/L
GN-AP-MW-37V	7/20/2020 10:39	Depth to Water Detail	41.18	ft
GN-AP-MW-37V	7/20/2020 10:39	Oxidation Reduction Potention	30.91	mv
GN-AP-MW-37V	7/20/2020 10:39	pH	7.76	pH
GN-AP-MW-37V	7/20/2020 10:39	Temperature	23.57	C
GN-AP-MW-37V	7/20/2020 10:39	Turbidity	0.76	NTU
GN-AP-MW-37V	7/20/2020 10:44	Conductivity	409.96	uS/cm
GN-AP-MW-37V	7/20/2020 10:44	DO	0.4	mg/L
GN-AP-MW-37V	7/20/2020 10:44	Depth to Water Detail	41.36	ft
GN-AP-MW-37V	7/20/2020 10:44	Oxidation Reduction Potention	4.82	mv
GN-AP-MW-37V	7/20/2020 10:44	pH	7.79	pH
GN-AP-MW-37V	7/20/2020 10:44	Temperature	23.62	C
GN-AP-MW-37V	7/20/2020 10:44	Turbidity	0.75	NTU
GN-AP-MW-37V	7/20/2020 10:49	Conductivity	407.21	uS/cm
GN-AP-MW-37V	7/20/2020 10:49	DO	0.4	mg/L
GN-AP-MW-37V	7/20/2020 10:49	Depth to Water Detail	41.49	ft
GN-AP-MW-37V	7/20/2020 10:49	Oxidation Reduction Potention	-14.77	mv
GN-AP-MW-37V	7/20/2020 10:49	pH	7.78	pH
GN-AP-MW-37V	7/20/2020 10:49	Temperature	23.88	C
GN-AP-MW-37V	7/20/2020 10:49	Turbidity	0.78	NTU
GN-AP-MW-37V	7/20/2020 10:54	Conductivity	410.15	uS/cm
GN-AP-MW-37V	7/20/2020 10:54	DO	0.41	mg/L
GN-AP-MW-37V	7/20/2020 10:54	Depth to Water Detail	41.62	ft
GN-AP-MW-37V	7/20/2020 10:54	Oxidation Reduction Potention	-30.14	mv
GN-AP-MW-37V	7/20/2020 10:54	pH	7.8	pH
GN-AP-MW-37V	7/20/2020 10:54	Temperature	23.74	C
GN-AP-MW-37V	7/20/2020 10:54	Turbidity	0.67	NTU

Alabama Power Company
Plant Gaston Ash Pond

WELL ID	READING TIME	DESCRIPTION	VALUE	UNIT
GN-AP-MW-27	7/21/2020 9:15	Conductivity	328.29	uS/cm
GN-AP-MW-27	7/21/2020 9:15	DO	4.27	mg/L
GN-AP-MW-27	7/21/2020 9:15	Depth to Water Detail	14.31	ft
GN-AP-MW-27	7/21/2020 9:15	Oxidation Reduction Potention	54.1	mv
GN-AP-MW-27	7/21/2020 9:15	pH	6.8	pH
GN-AP-MW-27	7/21/2020 9:15	Temperature	20.68	C
GN-AP-MW-27	7/21/2020 9:15	Turbidity	2.41	NTU
GN-AP-MW-27	7/21/2020 9:20	Conductivity	392.17	uS/cm
GN-AP-MW-27	7/21/2020 9:20	DO	4.32	mg/L
GN-AP-MW-27	7/21/2020 9:20	Depth to Water Detail	14.31	ft
GN-AP-MW-27	7/21/2020 9:20	Oxidation Reduction Potention	71.83	mv
GN-AP-MW-27	7/21/2020 9:20	pH	6.81	pH
GN-AP-MW-27	7/21/2020 9:20	Temperature	20.77	C
GN-AP-MW-27	7/21/2020 9:20	Turbidity	2.55	NTU
GN-AP-MW-27	7/21/2020 9:25	Conductivity	429.94	uS/cm
GN-AP-MW-27	7/21/2020 9:25	DO	4.11	mg/L
GN-AP-MW-27	7/21/2020 9:25	Depth to Water Detail	14.31	ft
GN-AP-MW-27	7/21/2020 9:25	Oxidation Reduction Potention	82.06	mv
GN-AP-MW-27	7/21/2020 9:25	pH	6.8	pH
GN-AP-MW-27	7/21/2020 9:25	Temperature	20.73	C
GN-AP-MW-27	7/21/2020 9:25	Turbidity	2.3	NTU
GN-AP-MW-27	7/21/2020 9:30	Conductivity	447.83	uS/cm
GN-AP-MW-27	7/21/2020 9:30	DO	3.96	mg/L
GN-AP-MW-27	7/21/2020 9:30	Depth to Water Detail	14.31	ft
GN-AP-MW-27	7/21/2020 9:30	Oxidation Reduction Potention	86.05	mv
GN-AP-MW-27	7/21/2020 9:30	pH	6.85	pH
GN-AP-MW-27	7/21/2020 9:30	Temperature	20.57	C
GN-AP-MW-27	7/21/2020 9:30	Turbidity	2.11	NTU
GN-AP-MW-27	7/21/2020 9:35	Conductivity	465.53	uS/cm
GN-AP-MW-27	7/21/2020 9:35	DO	3.8	mg/L
GN-AP-MW-27	7/21/2020 9:35	Depth to Water Detail	14.31	ft
GN-AP-MW-27	7/21/2020 9:35	Oxidation Reduction Potention	89.33	mv
GN-AP-MW-27	7/21/2020 9:35	pH	6.87	pH
GN-AP-MW-27	7/21/2020 9:35	Temperature	20.68	C
GN-AP-MW-27	7/21/2020 9:35	Turbidity	2.7	NTU
GN-AP-MW-27	7/21/2020 9:40	Conductivity	474.6	uS/cm
GN-AP-MW-27	7/21/2020 9:40	DO	3.68	mg/L
GN-AP-MW-27	7/21/2020 9:40	Depth to Water Detail	14.31	ft
GN-AP-MW-27	7/21/2020 9:40	Oxidation Reduction Potention	91.79	mv
GN-AP-MW-27	7/21/2020 9:40	pH	6.9	pH
GN-AP-MW-27	7/21/2020 9:40	Temperature	20.75	C
GN-AP-MW-27	7/21/2020 9:40	Turbidity	2.1	NTU
GN-AP-MW-27	7/21/2020 9:45	Conductivity	480.27	uS/cm
GN-AP-MW-27	7/21/2020 9:45	DO	3.6	mg/L

Alabama Power Company
Plant Gaston Ash Pond

WELL ID	READING TIME	DESCRIPTION	VALUE	UNIT
GN-AP-MW-27	7/21/2020 9:45	Depth to Water Detail	14.31	ft
GN-AP-MW-27	7/21/2020 9:45	Oxidation Reduction Potention	94.18	mv
GN-AP-MW-27	7/21/2020 9:45	pH	6.9	pH
GN-AP-MW-27	7/21/2020 9:45	Temperature	20.88	C
GN-AP-MW-27	7/21/2020 9:45	Turbidity	2.03	NTU

Alabama Power Company
Plant Gaston Ash Pond

WELL ID	READING TIME	DESCRIPTION	VALUE	UNIT
GN-AP-MW-23D	7/21/2020 11:20	Conductivity	671.48	uS/cm
GN-AP-MW-23D	7/21/2020 11:20	DO	0.76	mg/L
GN-AP-MW-23D	7/21/2020 11:20	Depth to Water Detail	16.68	ft
GN-AP-MW-23D	7/21/2020 11:20	Oxidation Reduction Potention	-260.26	mv
GN-AP-MW-23D	7/21/2020 11:20	pH	8.07	pH
GN-AP-MW-23D	7/21/2020 11:20	Temperature	23.93	C
GN-AP-MW-23D	7/21/2020 11:20	Turbidity	3.43	NTU
GN-AP-MW-23D	7/21/2020 11:25	Conductivity	654.05	uS/cm
GN-AP-MW-23D	7/21/2020 11:25	DO	0.62	mg/L
GN-AP-MW-23D	7/21/2020 11:25	Depth to Water Detail	16.72	ft
GN-AP-MW-23D	7/21/2020 11:25	Oxidation Reduction Potention	-265.01	mv
GN-AP-MW-23D	7/21/2020 11:25	pH	7.97	pH
GN-AP-MW-23D	7/21/2020 11:25	Temperature	23.76	C
GN-AP-MW-23D	7/21/2020 11:25	Turbidity	2.54	NTU
GN-AP-MW-23D	7/21/2020 11:30	Conductivity	653.54	uS/cm
GN-AP-MW-23D	7/21/2020 11:30	DO	0.56	mg/L
GN-AP-MW-23D	7/21/2020 11:30	Depth to Water Detail	16.91	ft
GN-AP-MW-23D	7/21/2020 11:30	Oxidation Reduction Potention	-263.36	mv
GN-AP-MW-23D	7/21/2020 11:30	pH	7.85	pH
GN-AP-MW-23D	7/21/2020 11:30	Temperature	23.95	C
GN-AP-MW-23D	7/21/2020 11:30	Turbidity	2.32	NTU
GN-AP-MW-23D	7/21/2020 11:35	Conductivity	646.96	uS/cm
GN-AP-MW-23D	7/21/2020 11:35	DO	0.53	mg/L
GN-AP-MW-23D	7/21/2020 11:35	Depth to Water Detail	16.94	ft
GN-AP-MW-23D	7/21/2020 11:35	Oxidation Reduction Potention	-258.71	mv
GN-AP-MW-23D	7/21/2020 11:35	pH	7.72	pH
GN-AP-MW-23D	7/21/2020 11:35	Temperature	23.8	C
GN-AP-MW-23D	7/21/2020 11:35	Turbidity	2.45	NTU
GN-AP-MW-23D	7/21/2020 11:40	Conductivity	635.01	uS/cm
GN-AP-MW-23D	7/21/2020 11:40	DO	0.52	mg/L
GN-AP-MW-23D	7/21/2020 11:40	Depth to Water Detail	17.06	ft
GN-AP-MW-23D	7/21/2020 11:40	Oxidation Reduction Potention	-253.73	mv
GN-AP-MW-23D	7/21/2020 11:40	pH	7.63	pH
GN-AP-MW-23D	7/21/2020 11:40	Temperature	23.53	C
GN-AP-MW-23D	7/21/2020 11:40	Turbidity	2.63	NTU
GN-AP-MW-23D	7/21/2020 11:45	Conductivity	620.98	uS/cm
GN-AP-MW-23D	7/21/2020 11:45	DO	0.52	mg/L
GN-AP-MW-23D	7/21/2020 11:45	Depth to Water Detail	17.13	ft
GN-AP-MW-23D	7/21/2020 11:45	Oxidation Reduction Potention	-252.81	mv
GN-AP-MW-23D	7/21/2020 11:45	pH	7.63	pH
GN-AP-MW-23D	7/21/2020 11:45	Temperature	23.58	C
GN-AP-MW-23D	7/21/2020 11:45	Turbidity	2.27	NTU

Alabama Power Company
Plant Gaston Ash Pond

WELL ID	READING TIME	DESCRIPTION	VALUE	UNIT
GN-AP-MW-23S	7/21/2020 12:41	Conductivity	535.62	uS/cm
GN-AP-MW-23S	7/21/2020 12:41	DO	0.72	mg/L
GN-AP-MW-23S	7/21/2020 12:41	Depth to Water Detail	15.64	ft
GN-AP-MW-23S	7/21/2020 12:41	Oxidation Reduction Potention	-171.41	mv
GN-AP-MW-23S	7/21/2020 12:41	pH	7.48	pH
GN-AP-MW-23S	7/21/2020 12:41	Temperature	22.76	C
GN-AP-MW-23S	7/21/2020 12:41	Turbidity	3.81	NTU
GN-AP-MW-23S	7/21/2020 12:46	Conductivity	543.52	uS/cm
GN-AP-MW-23S	7/21/2020 12:46	DO	0.6	mg/L
GN-AP-MW-23S	7/21/2020 12:46	Depth to Water Detail	15.71	ft
GN-AP-MW-23S	7/21/2020 12:46	Oxidation Reduction Potention	-167.95	mv
GN-AP-MW-23S	7/21/2020 12:46	pH	7.38	pH
GN-AP-MW-23S	7/21/2020 12:46	Temperature	22.84	C
GN-AP-MW-23S	7/21/2020 12:46	Turbidity	2.77	NTU
GN-AP-MW-23S	7/21/2020 12:51	Conductivity	550.18	uS/cm
GN-AP-MW-23S	7/21/2020 12:51	DO	0.57	mg/L
GN-AP-MW-23S	7/21/2020 12:51	Depth to Water Detail	15.71	ft
GN-AP-MW-23S	7/21/2020 12:51	Oxidation Reduction Potention	-163.31	mv
GN-AP-MW-23S	7/21/2020 12:51	pH	7.31	pH
GN-AP-MW-23S	7/21/2020 12:51	Temperature	23.24	C
GN-AP-MW-23S	7/21/2020 12:51	Turbidity	2.34	NTU
GN-AP-MW-23S	7/21/2020 12:56	Conductivity	550.3	uS/cm
GN-AP-MW-23S	7/21/2020 12:56	DO	0.56	mg/L
GN-AP-MW-23S	7/21/2020 12:56	Depth to Water Detail	15.71	ft
GN-AP-MW-23S	7/21/2020 12:56	Oxidation Reduction Potention	-157.95	mv
GN-AP-MW-23S	7/21/2020 12:56	pH	7.28	pH
GN-AP-MW-23S	7/21/2020 12:56	Temperature	22.33	C
GN-AP-MW-23S	7/21/2020 12:56	Turbidity	2.26	NTU

Alabama Power Company
Plant Gaston Ash Pond

WELL ID	READING TIME	DESCRIPTION	VALUE	UNIT
GN-AP-MW-26	7/22/2020 9:20	Conductivity	632.82	uS/cm
GN-AP-MW-26	7/22/2020 9:20	DO	1.32	mg/L
GN-AP-MW-26	7/22/2020 9:20	Depth to Water Detail	14.13	ft
GN-AP-MW-26	7/22/2020 9:20	Oxidation Reduction Potention	94.32	mv
GN-AP-MW-26	7/22/2020 9:20	pH	7.41	pH
GN-AP-MW-26	7/22/2020 9:20	Temperature	19.57	C
GN-AP-MW-26	7/22/2020 9:20	Turbidity	5.32	NTU
GN-AP-MW-26	7/22/2020 9:25	Conductivity	628.4	uS/cm
GN-AP-MW-26	7/22/2020 9:25	DO	1.29	mg/L
GN-AP-MW-26	7/22/2020 9:25	Depth to Water Detail	14.4	ft
GN-AP-MW-26	7/22/2020 9:25	Oxidation Reduction Potention	85.78	mv
GN-AP-MW-26	7/22/2020 9:25	pH	7.42	pH
GN-AP-MW-26	7/22/2020 9:25	Temperature	19.59	C
GN-AP-MW-26	7/22/2020 9:25	Turbidity	4.25	NTU
GN-AP-MW-26	7/22/2020 9:30	Conductivity	626.11	uS/cm
GN-AP-MW-26	7/22/2020 9:30	DO	1.26	mg/L
GN-AP-MW-26	7/22/2020 9:30	Depth to Water Detail	14.46	ft
GN-AP-MW-26	7/22/2020 9:30	Oxidation Reduction Potention	81.59	mv
GN-AP-MW-26	7/22/2020 9:30	pH	7.42	pH
GN-AP-MW-26	7/22/2020 9:30	Temperature	19.7	C
GN-AP-MW-26	7/22/2020 9:30	Turbidity	2.4	NTU
GN-AP-MW-26	7/22/2020 9:35	Conductivity	622.28	uS/cm
GN-AP-MW-26	7/22/2020 9:35	DO	1.23	mg/L
GN-AP-MW-26	7/22/2020 9:35	Depth to Water Detail	14.61	ft
GN-AP-MW-26	7/22/2020 9:35	Oxidation Reduction Potention	79.33	mv
GN-AP-MW-26	7/22/2020 9:35	pH	7.42	pH
GN-AP-MW-26	7/22/2020 9:35	Temperature	19.76	C
GN-AP-MW-26	7/22/2020 9:35	Turbidity	2.18	NTU
GN-AP-MW-26	7/22/2020 9:40	Conductivity	621.7	uS/cm
GN-AP-MW-26	7/22/2020 9:40	DO	1.2	mg/L
GN-AP-MW-26	7/22/2020 9:40	Depth to Water Detail	14.64	ft
GN-AP-MW-26	7/22/2020 9:40	Oxidation Reduction Potention	77.04	mv
GN-AP-MW-26	7/22/2020 9:40	pH	7.42	pH
GN-AP-MW-26	7/22/2020 9:40	Temperature	19.82	C
GN-AP-MW-26	7/22/2020 9:40	Turbidity	2.38	NTU

Alabama Power Company
Plant Gaston Ash Pond

WELL ID	READING TIME	DESCRIPTION	VALUE	UNIT
GN-AP-MW-10	7/22/2020 10:47	Conductivity	294.33	uS/cm
GN-AP-MW-10	7/22/2020 10:47	DO	0.79	mg/L
GN-AP-MW-10	7/22/2020 10:47	Depth to Water Detail	8.58	ft
GN-AP-MW-10	7/22/2020 10:47	Oxidation Reduction Potention	17.27	mv
GN-AP-MW-10	7/22/2020 10:47	pH	7.52	pH
GN-AP-MW-10	7/22/2020 10:47	Temperature	22.9	C
GN-AP-MW-10	7/22/2020 10:47	Turbidity	1.91	NTU
GN-AP-MW-10	7/22/2020 10:52	Conductivity	311.25	uS/cm
GN-AP-MW-10	7/22/2020 10:52	DO	0.84	mg/L
GN-AP-MW-10	7/22/2020 10:52	Depth to Water Detail	8.82	ft
GN-AP-MW-10	7/22/2020 10:52	Oxidation Reduction Potention	16.03	mv
GN-AP-MW-10	7/22/2020 10:52	pH	7.57	pH
GN-AP-MW-10	7/22/2020 10:52	Temperature	22.53	C
GN-AP-MW-10	7/22/2020 10:52	Turbidity	2.08	NTU
GN-AP-MW-10	7/22/2020 10:57	Conductivity	305.57	uS/cm
GN-AP-MW-10	7/22/2020 10:57	DO	1.02	mg/L
GN-AP-MW-10	7/22/2020 10:57	Depth to Water Detail	8.86	ft
GN-AP-MW-10	7/22/2020 10:57	Oxidation Reduction Potention	17.29	mv
GN-AP-MW-10	7/22/2020 10:57	pH	7.61	pH
GN-AP-MW-10	7/22/2020 10:57	Temperature	22.65	C
GN-AP-MW-10	7/22/2020 10:57	Turbidity	2.02	NTU
GN-AP-MW-10	7/22/2020 11:02	Conductivity	294.11	uS/cm
GN-AP-MW-10	7/22/2020 11:02	DO	1.16	mg/L
GN-AP-MW-10	7/22/2020 11:02	Depth to Water Detail	8.93	ft
GN-AP-MW-10	7/22/2020 11:02	Oxidation Reduction Potention	21.02	mv
GN-AP-MW-10	7/22/2020 11:02	pH	7.63	pH
GN-AP-MW-10	7/22/2020 11:02	Temperature	22.58	C
GN-AP-MW-10	7/22/2020 11:02	Turbidity	2.29	NTU
GN-AP-MW-10	7/22/2020 11:07	Conductivity	285.1	uS/cm
GN-AP-MW-10	7/22/2020 11:07	DO	1.17	mg/L
GN-AP-MW-10	7/22/2020 11:07	Depth to Water Detail	8.95	ft
GN-AP-MW-10	7/22/2020 11:07	Oxidation Reduction Potention	23.92	mv
GN-AP-MW-10	7/22/2020 11:07	pH	7.64	pH
GN-AP-MW-10	7/22/2020 11:07	Temperature	22.69	C
GN-AP-MW-10	7/22/2020 11:07	Turbidity	2.02	NTU
GN-AP-MW-10	7/22/2020 11:12	Conductivity	319.05	uS/cm
GN-AP-MW-10	7/22/2020 11:12	DO	1.2	mg/L
GN-AP-MW-10	7/22/2020 11:12	Depth to Water Detail	8.95	ft
GN-AP-MW-10	7/22/2020 11:12	Oxidation Reduction Potention	30.65	mv
GN-AP-MW-10	7/22/2020 11:12	pH	7.57	pH
GN-AP-MW-10	7/22/2020 11:12	Temperature	22.71	C
GN-AP-MW-10	7/22/2020 11:12	Turbidity	2.35	NTU
GN-AP-MW-10	7/22/2020 11:17	Conductivity	306.85	uS/cm
GN-AP-MW-10	7/22/2020 11:17	DO	1.32	mg/L

Alabama Power Company
Plant Gaston Ash Pond

WELL ID	READING TIME	DESCRIPTION	VALUE	UNIT
GN-AP-MW-10	7/22/2020 11:17	Depth to Water Detail	8.95	ft
GN-AP-MW-10	7/22/2020 11:17	Oxidation Reduction Potention	32.29	mv
GN-AP-MW-10	7/22/2020 11:17	pH	7.59	pH
GN-AP-MW-10	7/22/2020 11:17	Temperature	22.54	C
GN-AP-MW-10	7/22/2020 11:17	Turbidity	2.64	NTU
GN-AP-MW-10	7/22/2020 11:22	Conductivity	293.47	uS/cm
GN-AP-MW-10	7/22/2020 11:22	DO	1.23	mg/L
GN-AP-MW-10	7/22/2020 11:22	Depth to Water Detail	8.95	ft
GN-AP-MW-10	7/22/2020 11:22	Oxidation Reduction Potention	32.49	mv
GN-AP-MW-10	7/22/2020 11:22	pH	7.62	pH
GN-AP-MW-10	7/22/2020 11:22	Temperature	22.42	C
GN-AP-MW-10	7/22/2020 11:22	Turbidity	2.33	NTU
GN-AP-MW-10	7/22/2020 11:27	Conductivity	282.05	uS/cm
GN-AP-MW-10	7/22/2020 11:27	DO	1.23	mg/L
GN-AP-MW-10	7/22/2020 11:27	Depth to Water Detail	8.95	ft
GN-AP-MW-10	7/22/2020 11:27	Oxidation Reduction Potention	33.53	mv
GN-AP-MW-10	7/22/2020 11:27	pH	7.63	pH
GN-AP-MW-10	7/22/2020 11:27	Temperature	22.4	C
GN-AP-MW-10	7/22/2020 11:27	Turbidity	2	NTU
GN-AP-MW-10	7/22/2020 11:32	Conductivity	317.94	uS/cm
GN-AP-MW-10	7/22/2020 11:32	DO	1.27	mg/L
GN-AP-MW-10	7/22/2020 11:32	Depth to Water Detail	8.95	ft
GN-AP-MW-10	7/22/2020 11:32	Oxidation Reduction Potention	34.56	mv
GN-AP-MW-10	7/22/2020 11:32	pH	7.64	pH
GN-AP-MW-10	7/22/2020 11:32	Temperature	22.36	C
GN-AP-MW-10	7/22/2020 11:32	Turbidity	2.67	NTU
GN-AP-MW-10	7/22/2020 11:37	Conductivity	312.24	uS/cm
GN-AP-MW-10	7/22/2020 11:37	DO	1.22	mg/L
GN-AP-MW-10	7/22/2020 11:37	Depth to Water Detail	8.95	ft
GN-AP-MW-10	7/22/2020 11:37	Oxidation Reduction Potention	38.33	mv
GN-AP-MW-10	7/22/2020 11:37	pH	7.58	pH
GN-AP-MW-10	7/22/2020 11:37	Temperature	22.77	C
GN-AP-MW-10	7/22/2020 11:37	Turbidity	2.09	NTU
GN-AP-MW-10	7/22/2020 11:42	Conductivity	300.64	uS/cm
GN-AP-MW-10	7/22/2020 11:42	DO	1.25	mg/L
GN-AP-MW-10	7/22/2020 11:42	Depth to Water Detail	8.95	ft
GN-AP-MW-10	7/22/2020 11:42	Oxidation Reduction Potention	41.18	mv
GN-AP-MW-10	7/22/2020 11:42	pH	7.56	pH
GN-AP-MW-10	7/22/2020 11:42	Temperature	22.59	C
GN-AP-MW-10	7/22/2020 11:42	Turbidity	1.92	NTU
GN-AP-MW-10	7/22/2020 11:47	Conductivity	283.87	uS/cm
GN-AP-MW-10	7/22/2020 11:47	DO	1.28	mg/L
GN-AP-MW-10	7/22/2020 11:47	Depth to Water Detail	8.95	ft
GN-AP-MW-10	7/22/2020 11:47	Oxidation Reduction Potention	40.22	mv

Alabama Power Company
Plant Gaston Ash Pond

WELL ID	READING TIME	DESCRIPTION	VALUE	UNIT
GN-AP-MW-10	7/22/2020 11:47	pH	7.6	pH
GN-AP-MW-10	7/22/2020 11:47	Temperature	22.57	C
GN-AP-MW-10	7/22/2020 11:47	Turbidity	2.37	NTU
GN-AP-MW-10	7/22/2020 11:52	Conductivity	321.26	uS/cm
GN-AP-MW-10	7/22/2020 11:52	DO	1.27	mg/L
GN-AP-MW-10	7/22/2020 11:52	Depth to Water Detail	8.95	ft
GN-AP-MW-10	7/22/2020 11:52	Oxidation Reduction Potention	39.49	mv
GN-AP-MW-10	7/22/2020 11:52	pH	7.63	pH
GN-AP-MW-10	7/22/2020 11:52	Temperature	22.39	C
GN-AP-MW-10	7/22/2020 11:52	Turbidity	2.3	NTU
GN-AP-MW-10	7/22/2020 11:57	Conductivity	312.66	uS/cm
GN-AP-MW-10	7/22/2020 11:57	DO	1.27	mg/L
GN-AP-MW-10	7/22/2020 11:57	Depth to Water Detail	8.95	ft
GN-AP-MW-10	7/22/2020 11:57	Oxidation Reduction Potention	40.31	mv
GN-AP-MW-10	7/22/2020 11:57	pH	7.63	pH
GN-AP-MW-10	7/22/2020 11:57	Temperature	22.3	C
GN-AP-MW-10	7/22/2020 11:57	Turbidity	2.47	NTU
GN-AP-MW-10	7/22/2020 12:02	Conductivity	301.27	uS/cm
GN-AP-MW-10	7/22/2020 12:02	DO	1.25	mg/L
GN-AP-MW-10	7/22/2020 12:02	Depth to Water Detail	8.95	ft
GN-AP-MW-10	7/22/2020 12:02	Oxidation Reduction Potention	40.93	mv
GN-AP-MW-10	7/22/2020 12:02	pH	7.64	pH
GN-AP-MW-10	7/22/2020 12:02	Temperature	22.62	C
GN-AP-MW-10	7/22/2020 12:02	Turbidity	2.43	NTU
GN-AP-MW-10	7/22/2020 12:07	Conductivity	289.24	uS/cm
GN-AP-MW-10	7/22/2020 12:07	DO	1.34	mg/L
GN-AP-MW-10	7/22/2020 12:07	Depth to Water Detail	8.95	ft
GN-AP-MW-10	7/22/2020 12:07	Oxidation Reduction Potention	47.41	mv
GN-AP-MW-10	7/22/2020 12:07	pH	7.54	pH
GN-AP-MW-10	7/22/2020 12:07	Temperature	22.56	C
GN-AP-MW-10	7/22/2020 12:07	Turbidity	2.32	NTU
GN-AP-MW-10	7/22/2020 12:12	Conductivity	311.78	uS/cm
GN-AP-MW-10	7/22/2020 12:12	DO	1.37	mg/L
GN-AP-MW-10	7/22/2020 12:12	Depth to Water Detail	8.95	ft
GN-AP-MW-10	7/22/2020 12:12	Oxidation Reduction Potention	45.5	mv
GN-AP-MW-10	7/22/2020 12:12	pH	7.58	pH
GN-AP-MW-10	7/22/2020 12:12	Temperature	22.67	C
GN-AP-MW-10	7/22/2020 12:12	Turbidity	1.96	NTU
GN-AP-MW-10	7/22/2020 12:17	Conductivity	304.24	uS/cm
GN-AP-MW-10	7/22/2020 12:17	DO	1.33	mg/L
GN-AP-MW-10	7/22/2020 12:17	Depth to Water Detail	8.95	ft
GN-AP-MW-10	7/22/2020 12:17	Oxidation Reduction Potention	44.89	mv
GN-AP-MW-10	7/22/2020 12:17	pH	7.61	pH
GN-AP-MW-10	7/22/2020 12:17	Temperature	22.7	C

Alabama Power Company
Plant Gaston Ash Pond

WELL ID	READING TIME	DESCRIPTION	VALUE	UNIT
GN-AP-MW-10	7/22/2020 12:17	Turbidity	2.27	NTU
GN-AP-MW-10	7/22/2020 12:22	Conductivity	292.54	uS/cm
GN-AP-MW-10	7/22/2020 12:22	DO	1.4	mg/L
GN-AP-MW-10	7/22/2020 12:22	Depth to Water Detail	8.95	ft
GN-AP-MW-10	7/22/2020 12:22	Oxidation Reduction Potention	45.28	mv
GN-AP-MW-10	7/22/2020 12:22	pH	7.62	pH
GN-AP-MW-10	7/22/2020 12:22	Temperature	22.49	C
GN-AP-MW-10	7/22/2020 12:22	Turbidity	2.28	NTU
GN-AP-MW-10	7/22/2020 12:27	Conductivity	311.02	uS/cm
GN-AP-MW-10	7/22/2020 12:27	DO	1.38	mg/L
GN-AP-MW-10	7/22/2020 12:27	Depth to Water Detail	8.95	ft
GN-AP-MW-10	7/22/2020 12:27	Oxidation Reduction Potention	45.61	mv
GN-AP-MW-10	7/22/2020 12:27	pH	7.63	pH
GN-AP-MW-10	7/22/2020 12:27	Temperature	22.45	C
GN-AP-MW-10	7/22/2020 12:27	Turbidity	2.59	NTU
GN-AP-MW-10	7/22/2020 12:32	Conductivity	305.4	uS/cm
GN-AP-MW-10	7/22/2020 12:32	DO	1.37	mg/L
GN-AP-MW-10	7/22/2020 12:32	Depth to Water Detail	8.95	ft
GN-AP-MW-10	7/22/2020 12:32	Oxidation Reduction Potention	46.03	mv
GN-AP-MW-10	7/22/2020 12:32	pH	7.63	pH
GN-AP-MW-10	7/22/2020 12:32	Temperature	22.71	C
GN-AP-MW-10	7/22/2020 12:32	Turbidity	2.09	NTU
GN-AP-MW-10	7/22/2020 12:37	Conductivity	297.36	uS/cm
GN-AP-MW-10	7/22/2020 12:37	DO	1.39	mg/L
GN-AP-MW-10	7/22/2020 12:37	Depth to Water Detail	8.95	ft
GN-AP-MW-10	7/22/2020 12:37	Oxidation Reduction Potention	46.47	mv
GN-AP-MW-10	7/22/2020 12:37	pH	7.64	pH
GN-AP-MW-10	7/22/2020 12:37	Temperature	22.65	C
GN-AP-MW-10	7/22/2020 12:37	Turbidity	2.16	NTU

Alabama Power Company
Plant Gaston Ash Pond

WELL ID	READING TIME	DESCRIPTION	VALUE	UNIT
GN-AP-MW-11	7/22/2020 14:17	Conductivity	320.43	uS/cm
GN-AP-MW-11	7/22/2020 14:17	DO	2.52	mg/L
GN-AP-MW-11	7/22/2020 14:17	Depth to Water Detail	10.16	ft
GN-AP-MW-11	7/22/2020 14:17	Oxidation Reduction Potention	65.24	mv
GN-AP-MW-11	7/22/2020 14:17	pH	7.77	pH
GN-AP-MW-11	7/22/2020 14:17	Temperature	23.22	C
GN-AP-MW-11	7/22/2020 14:17	Turbidity	2.34	NTU
GN-AP-MW-11	7/22/2020 14:22	Conductivity	315.66	uS/cm
GN-AP-MW-11	7/22/2020 14:22	DO	2.64	mg/L
GN-AP-MW-11	7/22/2020 14:22	Depth to Water Detail	10.86	ft
GN-AP-MW-11	7/22/2020 14:22	Oxidation Reduction Potention	72.79	mv
GN-AP-MW-11	7/22/2020 14:22	pH	7.7	pH
GN-AP-MW-11	7/22/2020 14:22	Temperature	23.22	C
GN-AP-MW-11	7/22/2020 14:22	Turbidity	1.97	NTU
GN-AP-MW-11	7/22/2020 14:27	Conductivity	315.72	uS/cm
GN-AP-MW-11	7/22/2020 14:27	DO	2.71	mg/L
GN-AP-MW-11	7/22/2020 14:27	Depth to Water Detail	11.49	ft
GN-AP-MW-11	7/22/2020 14:27	Oxidation Reduction Potention	73.69	mv
GN-AP-MW-11	7/22/2020 14:27	pH	7.72	pH
GN-AP-MW-11	7/22/2020 14:27	Temperature	23.35	C
GN-AP-MW-11	7/22/2020 14:27	Turbidity	2.32	NTU
GN-AP-MW-11	7/22/2020 14:32	Conductivity	309.21	uS/cm
GN-AP-MW-11	7/22/2020 14:32	DO	2.76	mg/L
GN-AP-MW-11	7/22/2020 14:32	Depth to Water Detail	11.94	ft
GN-AP-MW-11	7/22/2020 14:32	Oxidation Reduction Potention	74.1	mv
GN-AP-MW-11	7/22/2020 14:32	pH	7.75	pH
GN-AP-MW-11	7/22/2020 14:32	Temperature	23.18	C
GN-AP-MW-11	7/22/2020 14:32	Turbidity	2.08	NTU
GN-AP-MW-11	7/22/2020 14:37	Conductivity	306.5	uS/cm
GN-AP-MW-11	7/22/2020 14:37	DO	2.79	mg/L
GN-AP-MW-11	7/22/2020 14:37	Depth to Water Detail	12.22	ft
GN-AP-MW-11	7/22/2020 14:37	Oxidation Reduction Potention	75.15	mv
GN-AP-MW-11	7/22/2020 14:37	pH	7.77	pH
GN-AP-MW-11	7/22/2020 14:37	Temperature	22.96	C
GN-AP-MW-11	7/22/2020 14:37	Turbidity	2.15	NTU
GN-AP-MW-11	7/22/2020 14:42	Conductivity	303.74	uS/cm
GN-AP-MW-11	7/22/2020 14:42	DO	2.76	mg/L
GN-AP-MW-11	7/22/2020 14:42	Depth to Water Detail	12.44	ft
GN-AP-MW-11	7/22/2020 14:42	Oxidation Reduction Potention	76.83	mv
GN-AP-MW-11	7/22/2020 14:42	pH	7.77	pH
GN-AP-MW-11	7/22/2020 14:42	Temperature	22.6	C
GN-AP-MW-11	7/22/2020 14:42	Turbidity	1.88	NTU
GN-AP-MW-11	7/22/2020 14:47	Conductivity	302	uS/cm
GN-AP-MW-11	7/22/2020 14:47	DO	2.75	mg/L

Alabama Power Company
Plant Gaston Ash Pond

WELL ID	READING TIME	DESCRIPTION	VALUE	UNIT
GN-AP-MW-11	7/22/2020 14:47	Depth to Water Detail	12.61	ft
GN-AP-MW-11	7/22/2020 14:47	Oxidation Reduction Potention	78.15	mv
GN-AP-MW-11	7/22/2020 14:47	pH	7.76	pH
GN-AP-MW-11	7/22/2020 14:47	Temperature	22.94	C
GN-AP-MW-11	7/22/2020 14:47	Turbidity	1.72	NTU
GN-AP-MW-11	7/22/2020 14:52	Conductivity	299.11	uS/cm
GN-AP-MW-11	7/22/2020 14:52	DO	2.79	mg/L
GN-AP-MW-11	7/22/2020 14:52	Depth to Water Detail	12.72	ft
GN-AP-MW-11	7/22/2020 14:52	Oxidation Reduction Potention	78.99	mv
GN-AP-MW-11	7/22/2020 14:52	pH	7.76	pH
GN-AP-MW-11	7/22/2020 14:52	Temperature	23.22	C
GN-AP-MW-11	7/22/2020 14:52	Turbidity	1.88	NTU

Alabama Power Company
Plant Gaston Ash Pond

WELL ID	READING TIME	DESCRIPTION	VALUE	UNIT
GN-AP-MW-14	7/23/2020 9:14	Conductivity	493.35	uS/cm
GN-AP-MW-14	7/23/2020 9:14	DO	0.47	mg/L
GN-AP-MW-14	7/23/2020 9:14	Depth to Water Detail	28.31	ft
GN-AP-MW-14	7/23/2020 9:14	Oxidation Reduction Potention	-125.6	mv
GN-AP-MW-14	7/23/2020 9:14	pH	7.48	pH
GN-AP-MW-14	7/23/2020 9:14	Temperature	22	C
GN-AP-MW-14	7/23/2020 9:14	Turbidity	2.14	NTU
GN-AP-MW-14	7/23/2020 9:19	Conductivity	490.84	uS/cm
GN-AP-MW-14	7/23/2020 9:19	DO	0.44	mg/L
GN-AP-MW-14	7/23/2020 9:19	Depth to Water Detail	29.06	ft
GN-AP-MW-14	7/23/2020 9:19	Oxidation Reduction Potention	-128.09	mv
GN-AP-MW-14	7/23/2020 9:19	pH	7.44	pH
GN-AP-MW-14	7/23/2020 9:19	Temperature	21.92	C
GN-AP-MW-14	7/23/2020 9:19	Turbidity	2.19	NTU
GN-AP-MW-14	7/23/2020 9:24	Conductivity	495.18	uS/cm
GN-AP-MW-14	7/23/2020 9:24	DO	0.35	mg/L
GN-AP-MW-14	7/23/2020 9:24	Depth to Water Detail	29.21	ft
GN-AP-MW-14	7/23/2020 9:24	Oxidation Reduction Potention	-130.23	mv
GN-AP-MW-14	7/23/2020 9:24	pH	7.44	pH
GN-AP-MW-14	7/23/2020 9:24	Temperature	22.07	C
GN-AP-MW-14	7/23/2020 9:24	Turbidity	1.96	NTU
GN-AP-MW-14	7/23/2020 9:29	Conductivity	497.18	uS/cm
GN-AP-MW-14	7/23/2020 9:29	DO	0.34	mg/L
GN-AP-MW-14	7/23/2020 9:29	Depth to Water Detail	29.37	ft
GN-AP-MW-14	7/23/2020 9:29	Oxidation Reduction Potention	-130.67	mv
GN-AP-MW-14	7/23/2020 9:29	pH	7.46	pH
GN-AP-MW-14	7/23/2020 9:29	Temperature	22.03	C
GN-AP-MW-14	7/23/2020 9:29	Turbidity	2.28	NTU
GN-AP-MW-14	7/23/2020 9:34	Conductivity	519.87	uS/cm
GN-AP-MW-14	7/23/2020 9:34	DO	0.34	mg/L
GN-AP-MW-14	7/23/2020 9:34	Depth to Water Detail	29.42	ft
GN-AP-MW-14	7/23/2020 9:34	Oxidation Reduction Potention	-128.89	mv
GN-AP-MW-14	7/23/2020 9:34	pH	7.44	pH
GN-AP-MW-14	7/23/2020 9:34	Temperature	21.84	C
GN-AP-MW-14	7/23/2020 9:34	Turbidity	2.16	NTU

Alabama Power Company
Plant Gaston Ash Pond

WELL ID	READING TIME	DESCRIPTION	VALUE	UNIT
GN-AP-MW-30H	7/23/2020 10:51	Conductivity	922.39	uS/cm
GN-AP-MW-30H	7/23/2020 10:51	DO	1.2	mg/L
GN-AP-MW-30H	7/23/2020 10:51	Depth to Water Detail	43.54	ft
GN-AP-MW-30H	7/23/2020 10:51	Oxidation Reduction Potention	-119.49	mv
GN-AP-MW-30H	7/23/2020 10:51	pH	7.35	pH
GN-AP-MW-30H	7/23/2020 10:51	Temperature	22.53	C
GN-AP-MW-30H	7/23/2020 10:51	Turbidity	2.73	NTU
GN-AP-MW-30H	7/23/2020 10:56	Conductivity	819.82	uS/cm
GN-AP-MW-30H	7/23/2020 10:56	DO	1.19	mg/L
GN-AP-MW-30H	7/23/2020 10:56	Depth to Water Detail	43.86	ft
GN-AP-MW-30H	7/23/2020 10:56	Oxidation Reduction Potention	-115.16	mv
GN-AP-MW-30H	7/23/2020 10:56	pH	7.31	pH
GN-AP-MW-30H	7/23/2020 10:56	Temperature	22.6	C
GN-AP-MW-30H	7/23/2020 10:56	Turbidity	2.27	NTU
GN-AP-MW-30H	7/23/2020 11:01	Conductivity	750.58	uS/cm
GN-AP-MW-30H	7/23/2020 11:01	DO	1.12	mg/L
GN-AP-MW-30H	7/23/2020 11:01	Depth to Water Detail	43.93	ft
GN-AP-MW-30H	7/23/2020 11:01	Oxidation Reduction Potention	-105.94	mv
GN-AP-MW-30H	7/23/2020 11:01	pH	7.24	pH
GN-AP-MW-30H	7/23/2020 11:01	Temperature	22.41	C
GN-AP-MW-30H	7/23/2020 11:01	Turbidity	2.3	NTU
GN-AP-MW-30H	7/23/2020 11:06	Conductivity	704.35	uS/cm
GN-AP-MW-30H	7/23/2020 11:06	DO	1.14	mg/L
GN-AP-MW-30H	7/23/2020 11:06	Depth to Water Detail	43.96	ft
GN-AP-MW-30H	7/23/2020 11:06	Oxidation Reduction Potention	-98.46	mv
GN-AP-MW-30H	7/23/2020 11:06	pH	7.18	pH
GN-AP-MW-30H	7/23/2020 11:06	Temperature	22.45	C
GN-AP-MW-30H	7/23/2020 11:06	Turbidity	2.23	NTU
GN-AP-MW-30H	7/23/2020 11:11	Conductivity	675.26	uS/cm
GN-AP-MW-30H	7/23/2020 11:11	DO	1.07	mg/L
GN-AP-MW-30H	7/23/2020 11:11	Depth to Water Detail	43.98	ft
GN-AP-MW-30H	7/23/2020 11:11	Oxidation Reduction Potention	-94.02	mv
GN-AP-MW-30H	7/23/2020 11:11	pH	7.13	pH
GN-AP-MW-30H	7/23/2020 11:11	Temperature	22.61	C
GN-AP-MW-30H	7/23/2020 11:11	Turbidity	2.72	NTU
GN-AP-MW-30H	7/23/2020 11:16	Conductivity	646.42	uS/cm
GN-AP-MW-30H	7/23/2020 11:16	DO	1.05	mg/L
GN-AP-MW-30H	7/23/2020 11:16	Depth to Water Detail	44.02	ft
GN-AP-MW-30H	7/23/2020 11:16	Oxidation Reduction Potention	-89.56	mv
GN-AP-MW-30H	7/23/2020 11:16	pH	7.11	pH
GN-AP-MW-30H	7/23/2020 11:16	Temperature	22.41	C
GN-AP-MW-30H	7/23/2020 11:16	Turbidity	2.13	NTU
GN-AP-MW-30H	7/23/2020 11:21	Conductivity	628.89	uS/cm
GN-AP-MW-30H	7/23/2020 11:21	DO	1.09	mg/L

Alabama Power Company
Plant Gaston Ash Pond

WELL ID	READING TIME	DESCRIPTION	VALUE	UNIT
GN-AP-MW-30H	7/23/2020 11:21	Depth to Water Detail	44.02	ft
GN-AP-MW-30H	7/23/2020 11:21	Oxidation Reduction Potention	-87.98	mv
GN-AP-MW-30H	7/23/2020 11:21	pH	7.09	pH
GN-AP-MW-30H	7/23/2020 11:21	Temperature	22.4	C
GN-AP-MW-30H	7/23/2020 11:21	Turbidity	2.24	NTU
GN-AP-MW-30H	7/23/2020 11:26	Conductivity	633.22	uS/cm
GN-AP-MW-30H	7/23/2020 11:26	DO	1.1	mg/L
GN-AP-MW-30H	7/23/2020 11:26	Depth to Water Detail	44.02	ft
GN-AP-MW-30H	7/23/2020 11:26	Oxidation Reduction Potention	-86.51	mv
GN-AP-MW-30H	7/23/2020 11:26	pH	7.07	pH
GN-AP-MW-30H	7/23/2020 11:26	Temperature	22.27	C
GN-AP-MW-30H	7/23/2020 11:26	Turbidity	1.83	NTU

Alabama Power Company
Plant Gaston Ash Pond

WELL ID	READING TIME	DESCRIPTION	VALUE	UNIT
GN-AP-MW-3	7/27/2020 10:54	Conductivity	266.24	uS/cm
GN-AP-MW-3	7/27/2020 10:54	DO	3.17	mg/L
GN-AP-MW-3	7/27/2020 10:54	Depth to Water Detail	22.82	ft
GN-AP-MW-3	7/27/2020 10:54	Oxidation Reduction Potention	58.63	mv
GN-AP-MW-3	7/27/2020 10:54	pH	7.58	pH
GN-AP-MW-3	7/27/2020 10:54	Temperature	20.56	C
GN-AP-MW-3	7/27/2020 10:54	Turbidity	0.67	NTU
GN-AP-MW-3	7/27/2020 10:59	Conductivity	266.7	uS/cm
GN-AP-MW-3	7/27/2020 10:59	DO	3.05	mg/L
GN-AP-MW-3	7/27/2020 10:59	Depth to Water Detail	23.81	ft
GN-AP-MW-3	7/27/2020 10:59	Oxidation Reduction Potention	66.09	mv
GN-AP-MW-3	7/27/2020 10:59	pH	7.52	pH
GN-AP-MW-3	7/27/2020 10:59	Temperature	20.45	C
GN-AP-MW-3	7/27/2020 10:59	Turbidity	0.75	NTU
GN-AP-MW-3	7/27/2020 11:04	Conductivity	263.85	uS/cm
GN-AP-MW-3	7/27/2020 11:04	DO	3.47	mg/L
GN-AP-MW-3	7/27/2020 11:04	Depth to Water Detail	24.57	ft
GN-AP-MW-3	7/27/2020 11:04	Oxidation Reduction Potention	68.43	mv
GN-AP-MW-3	7/27/2020 11:04	pH	7.53	pH
GN-AP-MW-3	7/27/2020 11:04	Temperature	20.46	C
GN-AP-MW-3	7/27/2020 11:04	Turbidity	0.72	NTU
GN-AP-MW-3	7/27/2020 11:09	Conductivity	262	uS/cm
GN-AP-MW-3	7/27/2020 11:09	DO	3.85	mg/L
GN-AP-MW-3	7/27/2020 11:09	Depth to Water Detail	25.11	ft
GN-AP-MW-3	7/27/2020 11:09	Oxidation Reduction Potention	69.4	mv
GN-AP-MW-3	7/27/2020 11:09	pH	7.55	pH
GN-AP-MW-3	7/27/2020 11:09	Temperature	20.59	C
GN-AP-MW-3	7/27/2020 11:09	Turbidity	0.51	NTU
GN-AP-MW-3	7/27/2020 11:14	Conductivity	262.24	uS/cm
GN-AP-MW-3	7/27/2020 11:14	DO	4.02	mg/L
GN-AP-MW-3	7/27/2020 11:14	Depth to Water Detail	25.55	ft
GN-AP-MW-3	7/27/2020 11:14	Oxidation Reduction Potention	69.89	mv
GN-AP-MW-3	7/27/2020 11:14	pH	7.59	pH
GN-AP-MW-3	7/27/2020 11:14	Temperature	20.51	C
GN-AP-MW-3	7/27/2020 11:14	Turbidity	0.72	NTU
GN-AP-MW-3	7/27/2020 11:19	Conductivity	262.32	uS/cm
GN-AP-MW-3	7/27/2020 11:19	DO	4.06	mg/L
GN-AP-MW-3	7/27/2020 11:19	Depth to Water Detail	25.93	ft
GN-AP-MW-3	7/27/2020 11:19	Oxidation Reduction Potention	69.5	mv
GN-AP-MW-3	7/27/2020 11:19	pH	7.63	pH
GN-AP-MW-3	7/27/2020 11:19	Temperature	20.51	C
GN-AP-MW-3	7/27/2020 11:19	Turbidity	0.64	NTU
GN-AP-MW-3	7/27/2020 11:24	Conductivity	266.93	uS/cm
GN-AP-MW-3	7/27/2020 11:24	DO	4.14	mg/L

Alabama Power Company
Plant Gaston Ash Pond

WELL ID	READING TIME	DESCRIPTION	VALUE	UNIT
GN-AP-MW-3	7/27/2020 11:24	Depth to Water Detail	26.12	ft
GN-AP-MW-3	7/27/2020 11:24	Oxidation Reduction Potention	69.07	mv
GN-AP-MW-3	7/27/2020 11:24	pH	7.66	pH
GN-AP-MW-3	7/27/2020 11:24	Temperature	20.57	C
GN-AP-MW-3	7/27/2020 11:24	Turbidity	0.51	NTU
GN-AP-MW-3	7/27/2020 11:29	Conductivity	264.98	uS/cm
GN-AP-MW-3	7/27/2020 11:29	DO	4.19	mg/L
GN-AP-MW-3	7/27/2020 11:29	Depth to Water Detail	26.29	ft
GN-AP-MW-3	7/27/2020 11:29	Oxidation Reduction Potention	68.57	mv
GN-AP-MW-3	7/27/2020 11:29	pH	7.69	pH
GN-AP-MW-3	7/27/2020 11:29	Temperature	20.77	C
GN-AP-MW-3	7/27/2020 11:29	Turbidity	0.63	NTU
GN-AP-MW-3	7/27/2020 11:34	Conductivity	267.95	uS/cm
GN-AP-MW-3	7/27/2020 11:34	DO	4.25	mg/L
GN-AP-MW-3	7/27/2020 11:34	Depth to Water Detail	26.42	ft
GN-AP-MW-3	7/27/2020 11:34	Oxidation Reduction Potention	68.98	mv
GN-AP-MW-3	7/27/2020 11:34	pH	7.71	pH
GN-AP-MW-3	7/27/2020 11:34	Temperature	20.61	C
GN-AP-MW-3	7/27/2020 11:34	Turbidity	0.55	NTU
GN-AP-MW-3	7/27/2020 11:39	Conductivity	268.61	uS/cm
GN-AP-MW-3	7/27/2020 11:39	DO	4.32	mg/L
GN-AP-MW-3	7/27/2020 11:39	Depth to Water Detail	26.5	ft
GN-AP-MW-3	7/27/2020 11:39	Oxidation Reduction Potention	70.86	mv
GN-AP-MW-3	7/27/2020 11:39	pH	7.69	pH
GN-AP-MW-3	7/27/2020 11:39	Temperature	20.71	C
GN-AP-MW-3	7/27/2020 11:39	Turbidity	0.52	NTU

Alabama Power Company
Plant Gaston Ash Pond

WELL ID	READING TIME	DESCRIPTION	VALUE	UNIT
GN-AP-MW-4	7/27/2020 9:51	Conductivity	485.66	uS/cm
GN-AP-MW-4	7/27/2020 9:51	DO	0.18	mg/L
GN-AP-MW-4	7/27/2020 9:51	Depth to Water Detail	21.19	ft
GN-AP-MW-4	7/27/2020 9:51	Oxidation Reduction Potention	-90.03	mv
GN-AP-MW-4	7/27/2020 9:51	pH	7.27	pH
GN-AP-MW-4	7/27/2020 9:51	Temperature	20.22	C
GN-AP-MW-4	7/27/2020 9:51	Turbidity	0.8	NTU
GN-AP-MW-4	7/27/2020 9:56	Conductivity	499.65	uS/cm
GN-AP-MW-4	7/27/2020 9:56	DO	0.16	mg/L
GN-AP-MW-4	7/27/2020 9:56	Depth to Water Detail	21.25	ft
GN-AP-MW-4	7/27/2020 9:56	Oxidation Reduction Potention	-82.29	mv
GN-AP-MW-4	7/27/2020 9:56	pH	7.29	pH
GN-AP-MW-4	7/27/2020 9:56	Temperature	20.13	C
GN-AP-MW-4	7/27/2020 9:56	Turbidity	0.57	NTU
GN-AP-MW-4	7/27/2020 10:01	Conductivity	500.28	uS/cm
GN-AP-MW-4	7/27/2020 10:01	DO	0.28	mg/L
GN-AP-MW-4	7/27/2020 10:01	Depth to Water Detail	21.27	ft
GN-AP-MW-4	7/27/2020 10:01	Oxidation Reduction Potention	-71.67	mv
GN-AP-MW-4	7/27/2020 10:01	pH	7.29	pH
GN-AP-MW-4	7/27/2020 10:01	Temperature	20.2	C
GN-AP-MW-4	7/27/2020 10:01	Turbidity	0.59	NTU
GN-AP-MW-4	7/27/2020 10:06	Conductivity	505.17	uS/cm
GN-AP-MW-4	7/27/2020 10:06	DO	0.49	mg/L
GN-AP-MW-4	7/27/2020 10:06	Depth to Water Detail	21.28	ft
GN-AP-MW-4	7/27/2020 10:06	Oxidation Reduction Potention	-61.45	mv
GN-AP-MW-4	7/27/2020 10:06	pH	7.3	pH
GN-AP-MW-4	7/27/2020 10:06	Temperature	20.33	C
GN-AP-MW-4	7/27/2020 10:06	Turbidity	0.48	NTU

Alabama Power Company
Plant Gaston Ash Pond

WELL ID	READING TIME	DESCRIPTION	VALUE	UNIT
GN-AP-MW-15R	7/28/2020 8:44	Conductivity	962.77	uS/cm
GN-AP-MW-15R	7/28/2020 8:44	DO	0.57	mg/L
GN-AP-MW-15R	7/28/2020 8:44	Depth to Water Detail	43.26	ft
GN-AP-MW-15R	7/28/2020 8:44	Oxidation Reduction Potention	-79.29	mv
GN-AP-MW-15R	7/28/2020 8:44	pH	7.5	pH
GN-AP-MW-15R	7/28/2020 8:44	Temperature	20.88	C
GN-AP-MW-15R	7/28/2020 8:44	Turbidity	0.73	NTU
GN-AP-MW-15R	7/28/2020 8:49	Conductivity	927.89	uS/cm
GN-AP-MW-15R	7/28/2020 8:49	DO	0.46	mg/L
GN-AP-MW-15R	7/28/2020 8:49	Depth to Water Detail	44.74	ft
GN-AP-MW-15R	7/28/2020 8:49	Oxidation Reduction Potention	-90.52	mv
GN-AP-MW-15R	7/28/2020 8:49	pH	7.54	pH
GN-AP-MW-15R	7/28/2020 8:49	Temperature	20.83	C
GN-AP-MW-15R	7/28/2020 8:49	Turbidity	0.69	NTU
GN-AP-MW-15R	7/28/2020 8:54	Conductivity	891.65	uS/cm
GN-AP-MW-15R	7/28/2020 8:54	DO	0.62	mg/L
GN-AP-MW-15R	7/28/2020 8:54	Depth to Water Detail	44.81	ft
GN-AP-MW-15R	7/28/2020 8:54	Oxidation Reduction Potention	-85.26	mv
GN-AP-MW-15R	7/28/2020 8:54	pH	7.5	pH
GN-AP-MW-15R	7/28/2020 8:54	Temperature	21.43	C
GN-AP-MW-15R	7/28/2020 8:54	Turbidity	0.42	NTU
GN-AP-MW-15R	7/28/2020 8:59	Conductivity	868.25	uS/cm
GN-AP-MW-15R	7/28/2020 8:59	DO	0.65	mg/L
GN-AP-MW-15R	7/28/2020 8:59	Depth to Water Detail	44.88	ft
GN-AP-MW-15R	7/28/2020 8:59	Oxidation Reduction Potention	-81.66	mv
GN-AP-MW-15R	7/28/2020 8:59	pH	7.48	pH
GN-AP-MW-15R	7/28/2020 8:59	Temperature	21.82	C
GN-AP-MW-15R	7/28/2020 8:59	Turbidity	0.47	NTU
GN-AP-MW-15R	7/28/2020 9:04	Conductivity	853.52	uS/cm
GN-AP-MW-15R	7/28/2020 9:04	DO	0.66	mg/L
GN-AP-MW-15R	7/28/2020 9:04	Depth to Water Detail	44.94	ft
GN-AP-MW-15R	7/28/2020 9:04	Oxidation Reduction Potention	-82.32	mv
GN-AP-MW-15R	7/28/2020 9:04	pH	7.5	pH
GN-AP-MW-15R	7/28/2020 9:04	Temperature	21.8	C
GN-AP-MW-15R	7/28/2020 9:04	Turbidity	0.56	NTU

Alabama Power Company
Plant Gaston Ash Pond

WELL ID	READING TIME	DESCRIPTION	VALUE	UNIT
GN-AP-MW-16	7/28/2020 11:41	Conductivity	422.97	uS/cm
GN-AP-MW-16	7/28/2020 11:41	DO	1.01	mg/L
GN-AP-MW-16	7/28/2020 11:41	Depth to Water Detail	21.53	ft
GN-AP-MW-16	7/28/2020 11:41	Oxidation Reduction Potention	-86.91	mv
GN-AP-MW-16	7/28/2020 11:41	pH	8.05	pH
GN-AP-MW-16	7/28/2020 11:41	Temperature	21.69	C
GN-AP-MW-16	7/28/2020 11:41	Turbidity	18.3	NTU
GN-AP-MW-16	7/28/2020 11:46	Conductivity	432.17	uS/cm
GN-AP-MW-16	7/28/2020 11:46	DO	0.98	mg/L
GN-AP-MW-16	7/28/2020 11:46	Depth to Water Detail	21.53	ft
GN-AP-MW-16	7/28/2020 11:46	Oxidation Reduction Potention	-102.2	mv
GN-AP-MW-16	7/28/2020 11:46	pH	8	pH
GN-AP-MW-16	7/28/2020 11:46	Temperature	21.67	C
GN-AP-MW-16	7/28/2020 11:46	Turbidity	12.46	NTU
GN-AP-MW-16	7/28/2020 11:51	Conductivity	437.06	uS/cm
GN-AP-MW-16	7/28/2020 11:51	DO	1.08	mg/L
GN-AP-MW-16	7/28/2020 11:51	Depth to Water Detail	21.53	ft
GN-AP-MW-16	7/28/2020 11:51	Oxidation Reduction Potention	-107.18	mv
GN-AP-MW-16	7/28/2020 11:51	pH	8	pH
GN-AP-MW-16	7/28/2020 11:51	Temperature	21.64	C
GN-AP-MW-16	7/28/2020 11:51	Turbidity	6.15	NTU
GN-AP-MW-16	7/28/2020 11:56	Conductivity	437.06	uS/cm
GN-AP-MW-16	7/28/2020 11:56	DO	1.06	mg/L
GN-AP-MW-16	7/28/2020 11:56	Depth to Water Detail	21.53	ft
GN-AP-MW-16	7/28/2020 11:56	Oxidation Reduction Potention	-110.45	mv
GN-AP-MW-16	7/28/2020 11:56	pH	8.02	pH
GN-AP-MW-16	7/28/2020 11:56	Temperature	21.56	C
GN-AP-MW-16	7/28/2020 11:56	Turbidity	4.91	NTU

Alabama Power Company
Plant Gaston Ash Pond

WELL ID	READING TIME	DESCRIPTION	VALUE	UNIT
GN-AP-MW-16V	7/28/2020 10:27	Conductivity	443.04	uS/cm
GN-AP-MW-16V	7/28/2020 10:27	DO	0.26	mg/L
GN-AP-MW-16V	7/28/2020 10:27	Depth to Water Detail	15.94	ft
GN-AP-MW-16V	7/28/2020 10:27	Oxidation Reduction Potention	-59.73	mv
GN-AP-MW-16V	7/28/2020 10:27	pH	7.83	pH
GN-AP-MW-16V	7/28/2020 10:27	Temperature	22.83	C
GN-AP-MW-16V	7/28/2020 10:27	Turbidity	1.05	NTU
GN-AP-MW-16V	7/28/2020 10:32	Conductivity	439.4	uS/cm
GN-AP-MW-16V	7/28/2020 10:32	DO	0.17	mg/L
GN-AP-MW-16V	7/28/2020 10:32	Depth to Water Detail	16.41	ft
GN-AP-MW-16V	7/28/2020 10:32	Oxidation Reduction Potention	-68.47	mv
GN-AP-MW-16V	7/28/2020 10:32	pH	7.83	pH
GN-AP-MW-16V	7/28/2020 10:32	Temperature	22.78	C
GN-AP-MW-16V	7/28/2020 10:32	Turbidity	1.14	NTU
GN-AP-MW-16V	7/28/2020 10:37	Conductivity	438.5	uS/cm
GN-AP-MW-16V	7/28/2020 10:37	DO	0.14	mg/L
GN-AP-MW-16V	7/28/2020 10:37	Depth to Water Detail	16.78	ft
GN-AP-MW-16V	7/28/2020 10:37	Oxidation Reduction Potention	-79.93	mv
GN-AP-MW-16V	7/28/2020 10:37	pH	7.87	pH
GN-AP-MW-16V	7/28/2020 10:37	Temperature	22.93	C
GN-AP-MW-16V	7/28/2020 10:37	Turbidity	1.07	NTU
GN-AP-MW-16V	7/28/2020 10:42	Conductivity	436.28	uS/cm
GN-AP-MW-16V	7/28/2020 10:42	DO	0.14	mg/L
GN-AP-MW-16V	7/28/2020 10:42	Depth to Water Detail	17	ft
GN-AP-MW-16V	7/28/2020 10:42	Oxidation Reduction Potention	-89.87	mv
GN-AP-MW-16V	7/28/2020 10:42	pH	7.95	pH
GN-AP-MW-16V	7/28/2020 10:42	Temperature	22.9	C
GN-AP-MW-16V	7/28/2020 10:42	Turbidity	1.11	NTU
GN-AP-MW-16V	7/28/2020 10:47	Conductivity	436.53	uS/cm
GN-AP-MW-16V	7/28/2020 10:47	DO	0.16	mg/L
GN-AP-MW-16V	7/28/2020 10:47	Depth to Water Detail	17.12	ft
GN-AP-MW-16V	7/28/2020 10:47	Oxidation Reduction Potention	-95.49	mv
GN-AP-MW-16V	7/28/2020 10:47	pH	8.01	pH
GN-AP-MW-16V	7/28/2020 10:47	Temperature	23.15	C
GN-AP-MW-16V	7/28/2020 10:47	Turbidity	0.92	NTU
GN-AP-MW-16V	7/28/2020 10:52	Conductivity	436.06	uS/cm
GN-AP-MW-16V	7/28/2020 10:52	DO	0.18	mg/L
GN-AP-MW-16V	7/28/2020 10:52	Depth to Water Detail	17.19	ft
GN-AP-MW-16V	7/28/2020 10:52	Oxidation Reduction Potention	-99.54	mv
GN-AP-MW-16V	7/28/2020 10:52	pH	8.09	pH
GN-AP-MW-16V	7/28/2020 10:52	Temperature	23.1	C
GN-AP-MW-16V	7/28/2020 10:52	Turbidity	1.02	NTU

Alabama Power Company
Plant Gaston Ash Pond

WELL ID	READING TIME	DESCRIPTION	VALUE	UNIT
GN-AP-MW-19	7/27/2020 12:34	Conductivity	399.11	uS/cm
GN-AP-MW-19	7/27/2020 12:34	DO	0.07	mg/L
GN-AP-MW-19	7/27/2020 12:34	Depth to Water Detail	12.28	ft
GN-AP-MW-19	7/27/2020 12:34	Oxidation Reduction Potention	-148.06	mv
GN-AP-MW-19	7/27/2020 12:34	pH	7.19	pH
GN-AP-MW-19	7/27/2020 12:34	Temperature	21.09	C
GN-AP-MW-19	7/27/2020 12:34	Turbidity	0.72	NTU
GN-AP-MW-19	7/27/2020 12:39	Conductivity	398.33	uS/cm
GN-AP-MW-19	7/27/2020 12:39	DO	0.05	mg/L
GN-AP-MW-19	7/27/2020 12:39	Depth to Water Detail	19.48	ft
GN-AP-MW-19	7/27/2020 12:39	Oxidation Reduction Potention	-151.86	mv
GN-AP-MW-19	7/27/2020 12:39	pH	7.11	pH
GN-AP-MW-19	7/27/2020 12:39	Temperature	21.04	C
GN-AP-MW-19	7/27/2020 12:39	Turbidity	0.66	NTU
GN-AP-MW-19	7/27/2020 12:44	Conductivity	398.08	uS/cm
GN-AP-MW-19	7/27/2020 12:44	DO	0.04	mg/L
GN-AP-MW-19	7/27/2020 12:44	Depth to Water Detail	24.33	ft
GN-AP-MW-19	7/27/2020 12:44	Oxidation Reduction Potention	-156.68	mv
GN-AP-MW-19	7/27/2020 12:44	pH	7.13	pH
GN-AP-MW-19	7/27/2020 12:44	Temperature	20.96	C
GN-AP-MW-19	7/27/2020 12:44	Turbidity	0.55	NTU
GN-AP-MW-19	7/27/2020 12:49	Conductivity	397.96	uS/cm
GN-AP-MW-19	7/27/2020 12:49	DO	0.06	mg/L
GN-AP-MW-19	7/27/2020 12:49	Depth to Water Detail	27.46	ft
GN-AP-MW-19	7/27/2020 12:49	Oxidation Reduction Potention	-153.09	mv
GN-AP-MW-19	7/27/2020 12:49	pH	7.13	pH
GN-AP-MW-19	7/27/2020 12:49	Temperature	21.01	C
GN-AP-MW-19	7/27/2020 12:49	Turbidity	0.68	NTU
GN-AP-MW-19	7/27/2020 12:54	Conductivity	396.34	uS/cm
GN-AP-MW-19	7/27/2020 12:54	DO	0.5	mg/L
GN-AP-MW-19	7/27/2020 12:54	Depth to Water Detail	32.91	ft
GN-AP-MW-19	7/27/2020 12:54	Oxidation Reduction Potention	-121.9	mv
GN-AP-MW-19	7/27/2020 12:54	pH	7.09	pH
GN-AP-MW-19	7/27/2020 12:54	Temperature	21.01	C
GN-AP-MW-19	7/27/2020 12:54	Turbidity	0.65	NTU
GN-AP-MW-19	7/27/2020 12:59	Conductivity	396.73	uS/cm
GN-AP-MW-19	7/27/2020 12:59	DO	1.14	mg/L
GN-AP-MW-19	7/27/2020 12:59	Depth to Water Detail	35.58	ft
GN-AP-MW-19	7/27/2020 12:59	Oxidation Reduction Potention	-99.51	mv
GN-AP-MW-19	7/27/2020 12:59	pH	7.09	pH
GN-AP-MW-19	7/27/2020 12:59	Temperature	20.76	C
GN-AP-MW-19	7/27/2020 12:59	Turbidity	0.59	NTU
GN-AP-MW-19	7/27/2020 13:04	Conductivity	396.74	uS/cm
GN-AP-MW-19	7/27/2020 13:04	DO	1.61	mg/L

Alabama Power Company
Plant Gaston Ash Pond

WELL ID	READING TIME	DESCRIPTION	VALUE	UNIT
GN-AP-MW-19	7/27/2020 13:04	Depth to Water Detail	39.11	ft
GN-AP-MW-19	7/27/2020 13:04	Oxidation Reduction Potention	-87.65	mv
GN-AP-MW-19	7/27/2020 13:04	pH	7.11	pH
GN-AP-MW-19	7/27/2020 13:04	Temperature	20.7	C
GN-AP-MW-19	7/27/2020 13:04	Turbidity	0.66	NTU
GN-AP-MW-19	7/27/2020 13:09	Conductivity	396.45	uS/cm
GN-AP-MW-19	7/27/2020 13:09	DO	1.84	mg/L
GN-AP-MW-19	7/27/2020 13:09	Depth to Water Detail	43.33	ft
GN-AP-MW-19	7/27/2020 13:09	Oxidation Reduction Potention	-82.76	mv
GN-AP-MW-19	7/27/2020 13:09	pH	7.13	pH
GN-AP-MW-19	7/27/2020 13:09	Temperature	20.85	C
GN-AP-MW-19	7/27/2020 13:09	Turbidity	0.52	NTU
GN-AP-MW-19	7/27/2020 13:14	Conductivity	397.23	uS/cm
GN-AP-MW-19	7/27/2020 13:14	DO	1.91	mg/L
GN-AP-MW-19	7/27/2020 13:14	Depth to Water Detail	44.21	ft
GN-AP-MW-19	7/27/2020 13:14	Oxidation Reduction Potention	-81.41	mv
GN-AP-MW-19	7/27/2020 13:14	pH	7.2	pH
GN-AP-MW-19	7/27/2020 13:14	Temperature	22.53	C
GN-AP-MW-19	7/27/2020 13:14	Turbidity	0.62	NTU
GN-AP-MW-19	7/27/2020 13:19	Conductivity	398.99	uS/cm
GN-AP-MW-19	7/27/2020 13:19	DO	1.43	mg/L
GN-AP-MW-19	7/27/2020 13:19	Depth to Water Detail	44.25	ft
GN-AP-MW-19	7/27/2020 13:19	Oxidation Reduction Potention	-100.26	mv
GN-AP-MW-19	7/27/2020 13:19	pH	7.36	pH
GN-AP-MW-19	7/27/2020 13:19	Temperature	24.21	C
GN-AP-MW-19	7/27/2020 13:19	Turbidity	0.68	NTU
GN-AP-MW-19	7/27/2020 13:24	Conductivity	400.14	uS/cm
GN-AP-MW-19	7/27/2020 13:24	DO	0.74	mg/L
GN-AP-MW-19	7/27/2020 13:24	Depth to Water Detail	44.31	ft
GN-AP-MW-19	7/27/2020 13:24	Oxidation Reduction Potention	-125.37	mv
GN-AP-MW-19	7/27/2020 13:24	pH	7.49	pH
GN-AP-MW-19	7/27/2020 13:24	Temperature	24.57	C
GN-AP-MW-19	7/27/2020 13:24	Turbidity	0.67	NTU
GN-AP-MW-19	7/27/2020 13:29	Conductivity	402.08	uS/cm
GN-AP-MW-19	7/27/2020 13:29	DO	0.41	mg/L
GN-AP-MW-19	7/27/2020 13:29	Depth to Water Detail	44.37	ft
GN-AP-MW-19	7/27/2020 13:29	Oxidation Reduction Potention	-141.62	mv
GN-AP-MW-19	7/27/2020 13:29	pH	7.54	pH
GN-AP-MW-19	7/27/2020 13:29	Temperature	24.67	C
GN-AP-MW-19	7/27/2020 13:29	Turbidity	0.43	NTU
GN-AP-MW-19	7/27/2020 13:34	Conductivity	402.17	uS/cm
GN-AP-MW-19	7/27/2020 13:34	DO	0.38	mg/L
GN-AP-MW-19	7/27/2020 13:34	Depth to Water Detail	44.41	ft
GN-AP-MW-19	7/27/2020 13:34	Oxidation Reduction Potention	-143.93	mv

Alabama Power Company
Plant Gaston Ash Pond

WELL ID	READING TIME	DESCRIPTION	VALUE	UNIT
GN-AP-MW-19	7/27/2020 13:34	pH	7.56	pH
GN-AP-MW-19	7/27/2020 13:34	Temperature	24.9	C
GN-AP-MW-19	7/27/2020 13:34	Turbidity	0.56	NTU

Alabama Power Company
Plant Gaston Ash Pond

WELL ID	READING TIME	DESCRIPTION	VALUE	UNIT
GN-AP-MW-31VR	7/27/2020 14:29	Conductivity	608.15	uS/cm
GN-AP-MW-31VR	7/27/2020 14:29	DO	0.62	mg/L
GN-AP-MW-31VR	7/27/2020 14:29	Depth to Water Detail	43.18	ft
GN-AP-MW-31VR	7/27/2020 14:29	Oxidation Reduction Potention	-233.98	mv
GN-AP-MW-31VR	7/27/2020 14:29	pH	7.76	pH
GN-AP-MW-31VR	7/27/2020 14:29	Temperature	25.66	C
GN-AP-MW-31VR	7/27/2020 14:29	Turbidity	0.87	NTU
GN-AP-MW-31VR	7/27/2020 14:34	Conductivity	605.85	uS/cm
GN-AP-MW-31VR	7/27/2020 14:34	DO	0.2	mg/L
GN-AP-MW-31VR	7/27/2020 14:34	Depth to Water Detail	43.37	ft
GN-AP-MW-31VR	7/27/2020 14:34	Oxidation Reduction Potention	-247.21	mv
GN-AP-MW-31VR	7/27/2020 14:34	pH	7.6	pH
GN-AP-MW-31VR	7/27/2020 14:34	Temperature	24.51	C
GN-AP-MW-31VR	7/27/2020 14:34	Turbidity	1.26	NTU
GN-AP-MW-31VR	7/27/2020 14:39	Conductivity	606.13	uS/cm
GN-AP-MW-31VR	7/27/2020 14:39	DO	0.11	mg/L
GN-AP-MW-31VR	7/27/2020 14:39	Depth to Water Detail	43.54	ft
GN-AP-MW-31VR	7/27/2020 14:39	Oxidation Reduction Potention	-265.34	mv
GN-AP-MW-31VR	7/27/2020 14:39	pH	7.66	pH
GN-AP-MW-31VR	7/27/2020 14:39	Temperature	24.56	C
GN-AP-MW-31VR	7/27/2020 14:39	Turbidity	1.28	NTU
GN-AP-MW-31VR	7/27/2020 14:44	Conductivity	601.28	uS/cm
GN-AP-MW-31VR	7/27/2020 14:44	DO	0.1	mg/L
GN-AP-MW-31VR	7/27/2020 14:44	Depth to Water Detail	43.8	ft
GN-AP-MW-31VR	7/27/2020 14:44	Oxidation Reduction Potention	-272.95	mv
GN-AP-MW-31VR	7/27/2020 14:44	pH	7.72	pH
GN-AP-MW-31VR	7/27/2020 14:44	Temperature	24.38	C
GN-AP-MW-31VR	7/27/2020 14:44	Turbidity	1.2	NTU
GN-AP-MW-31VR	7/27/2020 14:49	Conductivity	589.03	uS/cm
GN-AP-MW-31VR	7/27/2020 14:49	DO	0.11	mg/L
GN-AP-MW-31VR	7/27/2020 14:49	Depth to Water Detail	43.95	ft
GN-AP-MW-31VR	7/27/2020 14:49	Oxidation Reduction Potention	-273.54	mv
GN-AP-MW-31VR	7/27/2020 14:49	pH	7.76	pH
GN-AP-MW-31VR	7/27/2020 14:49	Temperature	24.18	C
GN-AP-MW-31VR	7/27/2020 14:49	Turbidity	1.14	NTU
GN-AP-MW-31VR	7/27/2020 14:54	Conductivity	601.38	uS/cm
GN-AP-MW-31VR	7/27/2020 14:54	DO	0.13	mg/L
GN-AP-MW-31VR	7/27/2020 14:54	Depth to Water Detail	44.18	ft
GN-AP-MW-31VR	7/27/2020 14:54	Oxidation Reduction Potention	-277.29	mv
GN-AP-MW-31VR	7/27/2020 14:54	pH	7.79	pH
GN-AP-MW-31VR	7/27/2020 14:54	Temperature	24.32	C
GN-AP-MW-31VR	7/27/2020 14:54	Turbidity	1.19	NTU
GN-AP-MW-31VR	7/27/2020 14:59	Conductivity	601.33	uS/cm
GN-AP-MW-31VR	7/27/2020 14:59	DO	0.15	mg/L

Alabama Power Company
Plant Gaston Ash Pond

WELL ID	READING TIME	DESCRIPTION	VALUE	UNIT
GN-AP-MW-31VR	7/27/2020 14:59	Depth to Water Detail	44.43	ft
GN-AP-MW-31VR	7/27/2020 14:59	Oxidation Reduction Potention	-276.55	mv
GN-AP-MW-31VR	7/27/2020 14:59	pH	7.83	pH
GN-AP-MW-31VR	7/27/2020 14:59	Temperature	23.89	C
GN-AP-MW-31VR	7/27/2020 14:59	Turbidity	1.25	NTU
GN-AP-MW-31VR	7/27/2020 15:04	Conductivity	605.81	uS/cm
GN-AP-MW-31VR	7/27/2020 15:04	DO	0.16	mg/L
GN-AP-MW-31VR	7/27/2020 15:04	Depth to Water Detail	44.62	ft
GN-AP-MW-31VR	7/27/2020 15:04	Oxidation Reduction Potention	-281.21	mv
GN-AP-MW-31VR	7/27/2020 15:04	pH	7.86	pH
GN-AP-MW-31VR	7/27/2020 15:04	Temperature	24.21	C
GN-AP-MW-31VR	7/27/2020 15:04	Turbidity	1.11	NTU
GN-AP-MW-31VR	7/27/2020 15:09	Conductivity	599.15	uS/cm
GN-AP-MW-31VR	7/27/2020 15:09	DO	0.17	mg/L
GN-AP-MW-31VR	7/27/2020 15:09	Depth to Water Detail	44.79	ft
GN-AP-MW-31VR	7/27/2020 15:09	Oxidation Reduction Potention	-281.8	mv
GN-AP-MW-31VR	7/27/2020 15:09	pH	7.9	pH
GN-AP-MW-31VR	7/27/2020 15:09	Temperature	24.07	C
GN-AP-MW-31VR	7/27/2020 15:09	Turbidity	0.93	NTU
GN-AP-MW-31VR	7/27/2020 15:14	Conductivity	596.01	uS/cm
GN-AP-MW-31VR	7/27/2020 15:14	DO	0.18	mg/L
GN-AP-MW-31VR	7/27/2020 15:14	Depth to Water Detail	44.94	ft
GN-AP-MW-31VR	7/27/2020 15:14	Oxidation Reduction Potention	-282.62	mv
GN-AP-MW-31VR	7/27/2020 15:14	pH	7.94	pH
GN-AP-MW-31VR	7/27/2020 15:14	Temperature	23.84	C
GN-AP-MW-31VR	7/27/2020 15:14	Turbidity	0.94	NTU
GN-AP-MW-31VR	7/27/2020 15:19	Conductivity	610.09	uS/cm
GN-AP-MW-31VR	7/27/2020 15:19	DO	0.18	mg/L
GN-AP-MW-31VR	7/27/2020 15:19	Depth to Water Detail	45.04	ft
GN-AP-MW-31VR	7/27/2020 15:19	Oxidation Reduction Potention	-287.86	mv
GN-AP-MW-31VR	7/27/2020 15:19	pH	7.97	pH
GN-AP-MW-31VR	7/27/2020 15:19	Temperature	24.18	C
GN-AP-MW-31VR	7/27/2020 15:19	Turbidity	1.08	NTU

Alabama Power Company
Plant Gaston Ash Pond

WELL ID	READING TIME	DESCRIPTION	VALUE	UNIT
GN-AP-MW-17	7/29/2020 11:23	Conductivity	772.62	uS/cm
GN-AP-MW-17	7/29/2020 11:23	DO	1.49	mg/L
GN-AP-MW-17	7/29/2020 11:23	Depth to Water Detail	3.85	ft
GN-AP-MW-17	7/29/2020 11:23	Oxidation Reduction Potention	-46.55	mv
GN-AP-MW-17	7/29/2020 11:23	pH	9.33	pH
GN-AP-MW-17	7/29/2020 11:23	Temperature	22.87	C
GN-AP-MW-17	7/29/2020 11:23	Turbidity	0.99	NTU
GN-AP-MW-17	7/29/2020 11:28	Conductivity	772.43	uS/cm
GN-AP-MW-17	7/29/2020 11:28	DO	1.4	mg/L
GN-AP-MW-17	7/29/2020 11:28	Depth to Water Detail	4.06	ft
GN-AP-MW-17	7/29/2020 11:28	Oxidation Reduction Potention	-45.53	mv
GN-AP-MW-17	7/29/2020 11:28	pH	9.33	pH
GN-AP-MW-17	7/29/2020 11:28	Temperature	22.69	C
GN-AP-MW-17	7/29/2020 11:28	Turbidity	1.1	NTU
GN-AP-MW-17	7/29/2020 11:33	Conductivity	772.4	uS/cm
GN-AP-MW-17	7/29/2020 11:33	DO	1.3	mg/L
GN-AP-MW-17	7/29/2020 11:33	Depth to Water Detail	4.21	ft
GN-AP-MW-17	7/29/2020 11:33	Oxidation Reduction Potention	-44.81	mv
GN-AP-MW-17	7/29/2020 11:33	pH	9.33	pH
GN-AP-MW-17	7/29/2020 11:33	Temperature	22.54	C
GN-AP-MW-17	7/29/2020 11:33	Turbidity	0.71	NTU
GN-AP-MW-17	7/29/2020 11:38	Conductivity	777.38	uS/cm
GN-AP-MW-17	7/29/2020 11:38	DO	1.24	mg/L
GN-AP-MW-17	7/29/2020 11:38	Depth to Water Detail	4.37	ft
GN-AP-MW-17	7/29/2020 11:38	Oxidation Reduction Potention	-26.82	mv
GN-AP-MW-17	7/29/2020 11:38	pH	9.05	pH
GN-AP-MW-17	7/29/2020 11:38	Temperature	23.21	C
GN-AP-MW-17	7/29/2020 11:38	Turbidity	0.76	NTU
GN-AP-MW-17	7/29/2020 11:43	Conductivity	771.03	uS/cm
GN-AP-MW-17	7/29/2020 11:43	DO	1.07	mg/L
GN-AP-MW-17	7/29/2020 11:43	Depth to Water Detail	4.44	ft
GN-AP-MW-17	7/29/2020 11:43	Oxidation Reduction Potention	-45.66	mv
GN-AP-MW-17	7/29/2020 11:43	pH	9.4	pH
GN-AP-MW-17	7/29/2020 11:43	Temperature	22.42	C
GN-AP-MW-17	7/29/2020 11:43	Turbidity	0.87	NTU
GN-AP-MW-17	7/29/2020 11:48	Conductivity	770.94	uS/cm
GN-AP-MW-17	7/29/2020 11:48	DO	1.11	mg/L
GN-AP-MW-17	7/29/2020 11:48	Depth to Water Detail	4.53	ft
GN-AP-MW-17	7/29/2020 11:48	Oxidation Reduction Potention	-45.01	mv
GN-AP-MW-17	7/29/2020 11:48	pH	9.37	pH
GN-AP-MW-17	7/29/2020 11:48	Temperature	22.43	C
GN-AP-MW-17	7/29/2020 11:48	Turbidity	0.48	NTU
GN-AP-MW-17	7/29/2020 11:53	Conductivity	770.69	uS/cm
GN-AP-MW-17	7/29/2020 11:53	DO	1.16	mg/L

Alabama Power Company
Plant Gaston Ash Pond

WELL ID	READING TIME	DESCRIPTION	VALUE	UNIT
GN-AP-MW-17	7/29/2020 11:53	Depth to Water Detail	4.6	ft
GN-AP-MW-17	7/29/2020 11:53	Oxidation Reduction Potention	-42.38	mv
GN-AP-MW-17	7/29/2020 11:53	pH	9.38	pH
GN-AP-MW-17	7/29/2020 11:53	Temperature	22.31	C
GN-AP-MW-17	7/29/2020 11:53	Turbidity	0.63	NTU

Alabama Power Company
Plant Gaston Ash Pond

WELL ID	READING TIME	DESCRIPTION	VALUE	UNIT
GN-AP-MW-28H	7/29/2020 8:23	Conductivity	435.5	uS/cm
GN-AP-MW-28H	7/29/2020 8:23	DO	0.71	mg/L
GN-AP-MW-28H	7/29/2020 8:23	Depth to Water Detail	12.37	ft
GN-AP-MW-28H	7/29/2020 8:23	Oxidation Reduction Potention	-150.48	mv
GN-AP-MW-28H	7/29/2020 8:23	pH	8.23	pH
GN-AP-MW-28H	7/29/2020 8:23	Temperature	21.5	C
GN-AP-MW-28H	7/29/2020 8:23	Turbidity	0.86	NTU
GN-AP-MW-28H	7/29/2020 8:28	Conductivity	434.09	uS/cm
GN-AP-MW-28H	7/29/2020 8:28	DO	0.67	mg/L
GN-AP-MW-28H	7/29/2020 8:28	Depth to Water Detail	13.3	ft
GN-AP-MW-28H	7/29/2020 8:28	Oxidation Reduction Potention	-161.16	mv
GN-AP-MW-28H	7/29/2020 8:28	pH	8.29	pH
GN-AP-MW-28H	7/29/2020 8:28	Temperature	21.44	C
GN-AP-MW-28H	7/29/2020 8:28	Turbidity	1.11	NTU
GN-AP-MW-28H	7/29/2020 8:33	Conductivity	431.77	uS/cm
GN-AP-MW-28H	7/29/2020 8:33	DO	0.62	mg/L
GN-AP-MW-28H	7/29/2020 8:33	Depth to Water Detail	13.67	ft
GN-AP-MW-28H	7/29/2020 8:33	Oxidation Reduction Potention	-160.84	mv
GN-AP-MW-28H	7/29/2020 8:33	pH	8.31	pH
GN-AP-MW-28H	7/29/2020 8:33	Temperature	21.42	C
GN-AP-MW-28H	7/29/2020 8:33	Turbidity	1.23	NTU
GN-AP-MW-28H	7/29/2020 8:38	Conductivity	433.81	uS/cm
GN-AP-MW-28H	7/29/2020 8:38	DO	0.68	mg/L
GN-AP-MW-28H	7/29/2020 8:38	Depth to Water Detail	13.88	ft
GN-AP-MW-28H	7/29/2020 8:38	Oxidation Reduction Potention	-157.93	mv
GN-AP-MW-28H	7/29/2020 8:38	pH	8.31	pH
GN-AP-MW-28H	7/29/2020 8:38	Temperature	21.46	C
GN-AP-MW-28H	7/29/2020 8:38	Turbidity	1.48	NTU
GN-AP-MW-28H	7/29/2020 8:43	Conductivity	433.08	uS/cm
GN-AP-MW-28H	7/29/2020 8:43	DO	0.76	mg/L
GN-AP-MW-28H	7/29/2020 8:43	Depth to Water Detail	14.03	ft
GN-AP-MW-28H	7/29/2020 8:43	Oxidation Reduction Potention	-155.23	mv
GN-AP-MW-28H	7/29/2020 8:43	pH	8.31	pH
GN-AP-MW-28H	7/29/2020 8:43	Temperature	21.44	C
GN-AP-MW-28H	7/29/2020 8:43	Turbidity	1.53	NTU
GN-AP-MW-28H	7/29/2020 8:48	Conductivity	433.13	uS/cm
GN-AP-MW-28H	7/29/2020 8:48	DO	0.76	mg/L
GN-AP-MW-28H	7/29/2020 8:48	Depth to Water Detail	14.13	ft
GN-AP-MW-28H	7/29/2020 8:48	Oxidation Reduction Potention	-154.29	mv
GN-AP-MW-28H	7/29/2020 8:48	pH	8.3	pH
GN-AP-MW-28H	7/29/2020 8:48	Temperature	21.41	C
GN-AP-MW-28H	7/29/2020 8:48	Turbidity	2.02	NTU

Alabama Power Company
Plant Gaston Ash Pond

WELL ID	READING TIME	DESCRIPTION	VALUE	UNIT
GN-AP-MW-29H	7/29/2020 9:24	Conductivity	522.61	uS/cm
GN-AP-MW-29H	7/29/2020 9:24	DO	0.08	mg/L
GN-AP-MW-29H	7/29/2020 9:24	Depth to Water Detail	5.78	ft
GN-AP-MW-29H	7/29/2020 9:24	Oxidation Reduction Potention	-167	mv
GN-AP-MW-29H	7/29/2020 9:24	pH	8.43	pH
GN-AP-MW-29H	7/29/2020 9:24	Temperature	22.28	C
GN-AP-MW-29H	7/29/2020 9:24	Turbidity	0.84	NTU
GN-AP-MW-29H	7/29/2020 9:29	Conductivity	522.63	uS/cm
GN-AP-MW-29H	7/29/2020 9:29	DO	0.11	mg/L
GN-AP-MW-29H	7/29/2020 9:29	Depth to Water Detail	8.95	ft
GN-AP-MW-29H	7/29/2020 9:29	Oxidation Reduction Potention	-178.33	mv
GN-AP-MW-29H	7/29/2020 9:29	pH	8.4	pH
GN-AP-MW-29H	7/29/2020 9:29	Temperature	22.17	C
GN-AP-MW-29H	7/29/2020 9:29	Turbidity	0.51	NTU
GN-AP-MW-29H	7/29/2020 9:34	Conductivity	522.25	uS/cm
GN-AP-MW-29H	7/29/2020 9:34	DO	0.13	mg/L
GN-AP-MW-29H	7/29/2020 9:34	Depth to Water Detail	11.83	ft
GN-AP-MW-29H	7/29/2020 9:34	Oxidation Reduction Potention	-182.07	mv
GN-AP-MW-29H	7/29/2020 9:34	pH	8.39	pH
GN-AP-MW-29H	7/29/2020 9:34	Temperature	22.07	C
GN-AP-MW-29H	7/29/2020 9:34	Turbidity	0.48	NTU
GN-AP-MW-29H	7/29/2020 9:39	Conductivity	522.3	uS/cm
GN-AP-MW-29H	7/29/2020 9:39	DO	0.13	mg/L
GN-AP-MW-29H	7/29/2020 9:39	Depth to Water Detail	15.06	ft
GN-AP-MW-29H	7/29/2020 9:39	Oxidation Reduction Potention	-183.62	mv
GN-AP-MW-29H	7/29/2020 9:39	pH	8.41	pH
GN-AP-MW-29H	7/29/2020 9:39	Temperature	21.82	C
GN-AP-MW-29H	7/29/2020 9:39	Turbidity	0.68	NTU
GN-AP-MW-29H	7/29/2020 9:44	Conductivity	522.53	uS/cm
GN-AP-MW-29H	7/29/2020 9:44	DO	0.14	mg/L
GN-AP-MW-29H	7/29/2020 9:44	Depth to Water Detail	17.86	ft
GN-AP-MW-29H	7/29/2020 9:44	Oxidation Reduction Potention	-183.36	mv
GN-AP-MW-29H	7/29/2020 9:44	pH	8.4	pH
GN-AP-MW-29H	7/29/2020 9:44	Temperature	21.71	C
GN-AP-MW-29H	7/29/2020 9:44	Turbidity	0.55	NTU
GN-AP-MW-29H	7/29/2020 9:49	Conductivity	522.25	uS/cm
GN-AP-MW-29H	7/29/2020 9:49	DO	0.14	mg/L
GN-AP-MW-29H	7/29/2020 9:49	Depth to Water Detail	20.43	ft
GN-AP-MW-29H	7/29/2020 9:49	Oxidation Reduction Potention	-182.63	mv
GN-AP-MW-29H	7/29/2020 9:49	pH	8.4	pH
GN-AP-MW-29H	7/29/2020 9:49	Temperature	21.67	C
GN-AP-MW-29H	7/29/2020 9:49	Turbidity	0.68	NTU
GN-AP-MW-29H	7/29/2020 9:54	Conductivity	521.99	uS/cm
GN-AP-MW-29H	7/29/2020 9:54	DO	0.14	mg/L

Alabama Power Company
Plant Gaston Ash Pond

WELL ID	READING TIME	DESCRIPTION	VALUE	UNIT
GN-AP-MW-29H	7/29/2020 9:54	Depth to Water Detail	23.36	ft
GN-AP-MW-29H	7/29/2020 9:54	Oxidation Reduction Potention	-181.47	mv
GN-AP-MW-29H	7/29/2020 9:54	pH	8.37	pH
GN-AP-MW-29H	7/29/2020 9:54	Temperature	21.63	C
GN-AP-MW-29H	7/29/2020 9:54	Turbidity	0.64	NTU
GN-AP-MW-29H	7/29/2020 9:59	Conductivity	522.19	uS/cm
GN-AP-MW-29H	7/29/2020 9:59	DO	0.14	mg/L
GN-AP-MW-29H	7/29/2020 9:59	Depth to Water Detail	25.78	ft
GN-AP-MW-29H	7/29/2020 9:59	Oxidation Reduction Potention	-181.3	mv
GN-AP-MW-29H	7/29/2020 9:59	pH	8.37	pH
GN-AP-MW-29H	7/29/2020 9:59	Temperature	21.58	C
GN-AP-MW-29H	7/29/2020 9:59	Turbidity	0.62	NTU
GN-AP-MW-29H	7/29/2020 10:04	Conductivity	521.83	uS/cm
GN-AP-MW-29H	7/29/2020 10:04	DO	0.14	mg/L
GN-AP-MW-29H	7/29/2020 10:04	Depth to Water Detail	28.26	ft
GN-AP-MW-29H	7/29/2020 10:04	Oxidation Reduction Potention	-182.05	mv
GN-AP-MW-29H	7/29/2020 10:04	pH	8.38	pH
GN-AP-MW-29H	7/29/2020 10:04	Temperature	21.5	C
GN-AP-MW-29H	7/29/2020 10:04	Turbidity	0.54	NTU
GN-AP-MW-29H	7/29/2020 10:09	Conductivity	522.86	uS/cm
GN-AP-MW-29H	7/29/2020 10:09	DO	0.18	mg/L
GN-AP-MW-29H	7/29/2020 10:09	Depth to Water Detail	28.98	ft
GN-AP-MW-29H	7/29/2020 10:09	Oxidation Reduction Potention	-174.8	mv
GN-AP-MW-29H	7/29/2020 10:09	pH	8.37	pH
GN-AP-MW-29H	7/29/2020 10:09	Temperature	22.37	C
GN-AP-MW-29H	7/29/2020 10:09	Turbidity	0.48	NTU
GN-AP-MW-29H	7/29/2020 10:14	Conductivity	522.64	uS/cm
GN-AP-MW-29H	7/29/2020 10:14	DO	0.33	mg/L
GN-AP-MW-29H	7/29/2020 10:14	Depth to Water Detail	29.18	ft
GN-AP-MW-29H	7/29/2020 10:14	Oxidation Reduction Potention	-162.88	mv
GN-AP-MW-29H	7/29/2020 10:14	pH	8.38	pH
GN-AP-MW-29H	7/29/2020 10:14	Temperature	22.51	C
GN-AP-MW-29H	7/29/2020 10:14	Turbidity	0.61	NTU
GN-AP-MW-29H	7/29/2020 10:19	Conductivity	521.75	uS/cm
GN-AP-MW-29H	7/29/2020 10:19	DO	0.39	mg/L
GN-AP-MW-29H	7/29/2020 10:19	Depth to Water Detail	29.3	ft
GN-AP-MW-29H	7/29/2020 10:19	Oxidation Reduction Potention	-155.22	mv
GN-AP-MW-29H	7/29/2020 10:19	pH	8.39	pH
GN-AP-MW-29H	7/29/2020 10:19	Temperature	22.5	C
GN-AP-MW-29H	7/29/2020 10:19	Turbidity	0.67	NTU
GN-AP-MW-29H	7/29/2020 10:24	Conductivity	521.2	uS/cm
GN-AP-MW-29H	7/29/2020 10:24	DO	0.39	mg/L
GN-AP-MW-29H	7/29/2020 10:24	Depth to Water Detail	29.45	ft
GN-AP-MW-29H	7/29/2020 10:24	Oxidation Reduction Potention	-151.67	mv

Alabama Power Company
Plant Gaston Ash Pond

WELL ID	READING TIME	DESCRIPTION	VALUE	UNIT
GN-AP-MW-29H	7/29/2020 10:24	pH	8.38	pH
GN-AP-MW-29H	7/29/2020 10:24	Temperature	22.45	C
GN-AP-MW-29H	7/29/2020 10:24	Turbidity	0.71	NTU

Alabama Power Company
Plant Gaston Ash Pond

WELL ID	READING TIME	DESCRIPTION	VALUE	UNIT
GN-AP-MW-13	7/27/2020 10:36	Conductivity	394.85	uS/cm
GN-AP-MW-13	7/27/2020 10:36	DO	0.73	mg/L
GN-AP-MW-13	7/27/2020 10:36	Depth to Water Detail	5.73	ft
GN-AP-MW-13	7/27/2020 10:36	Oxidation Reduction Potention	-104.14	mv
GN-AP-MW-13	7/27/2020 10:36	pH	7.46	pH
GN-AP-MW-13	7/27/2020 10:36	Temperature	24.2	C
GN-AP-MW-13	7/27/2020 10:36	Turbidity	1.97	NTU
GN-AP-MW-13	7/27/2020 10:41	Conductivity	390.82	uS/cm
GN-AP-MW-13	7/27/2020 10:41	DO	0.67	mg/L
GN-AP-MW-13	7/27/2020 10:41	Depth to Water Detail	6.03	ft
GN-AP-MW-13	7/27/2020 10:41	Oxidation Reduction Potention	-103.9	mv
GN-AP-MW-13	7/27/2020 10:41	pH	7.46	pH
GN-AP-MW-13	7/27/2020 10:41	Temperature	24.45	C
GN-AP-MW-13	7/27/2020 10:41	Turbidity	2.33	NTU
GN-AP-MW-13	7/27/2020 10:46	Conductivity	388.99	uS/cm
GN-AP-MW-13	7/27/2020 10:46	DO	0.66	mg/L
GN-AP-MW-13	7/27/2020 10:46	Depth to Water Detail	6.21	ft
GN-AP-MW-13	7/27/2020 10:46	Oxidation Reduction Potention	-103.4	mv
GN-AP-MW-13	7/27/2020 10:46	pH	7.48	pH
GN-AP-MW-13	7/27/2020 10:46	Temperature	24.45	C
GN-AP-MW-13	7/27/2020 10:46	Turbidity	2.27	NTU
GN-AP-MW-13	7/27/2020 10:51	Conductivity	389.04	uS/cm
GN-AP-MW-13	7/27/2020 10:51	DO	0.66	mg/L
GN-AP-MW-13	7/27/2020 10:51	Depth to Water Detail	6.33	ft
GN-AP-MW-13	7/27/2020 10:51	Oxidation Reduction Potention	-102.57	mv
GN-AP-MW-13	7/27/2020 10:51	pH	7.48	pH
GN-AP-MW-13	7/27/2020 10:51	Temperature	24.42	C
GN-AP-MW-13	7/27/2020 10:51	Turbidity	1.86	NTU

Alabama Power Company
Plant Gaston Ash Pond

WELL ID	READING TIME	DESCRIPTION	VALUE	UNIT
GN-AP-MW-12	7/27/2020 11:59	Conductivity	590.65	uS/cm
GN-AP-MW-12	7/27/2020 11:59	DO	1.14	mg/L
GN-AP-MW-12	7/27/2020 11:59	Depth to Water Detail	3.62	ft
GN-AP-MW-12	7/27/2020 11:59	Oxidation Reduction Potention	-107.07	mv
GN-AP-MW-12	7/27/2020 11:59	pH	7.39	pH
GN-AP-MW-12	7/27/2020 11:59	Temperature	27.91	C
GN-AP-MW-12	7/27/2020 11:59	Turbidity	10.5	NTU
GN-AP-MW-12	7/27/2020 12:04	Conductivity	585.94	uS/cm
GN-AP-MW-12	7/27/2020 12:04	DO	1.02	mg/L
GN-AP-MW-12	7/27/2020 12:04	Depth to Water Detail	4.41	ft
GN-AP-MW-12	7/27/2020 12:04	Oxidation Reduction Potention	-98.35	mv
GN-AP-MW-12	7/27/2020 12:04	pH	7.39	pH
GN-AP-MW-12	7/27/2020 12:04	Temperature	27.69	C
GN-AP-MW-12	7/27/2020 12:04	Turbidity	13.5	NTU
GN-AP-MW-12	7/27/2020 12:09	Conductivity	580.76	uS/cm
GN-AP-MW-12	7/27/2020 12:09	DO	1.04	mg/L
GN-AP-MW-12	7/27/2020 12:09	Depth to Water Detail	5.24	ft
GN-AP-MW-12	7/27/2020 12:09	Oxidation Reduction Potention	-96.65	mv
GN-AP-MW-12	7/27/2020 12:09	pH	7.41	pH
GN-AP-MW-12	7/27/2020 12:09	Temperature	27.65	C
GN-AP-MW-12	7/27/2020 12:09	Turbidity	9.22	NTU
GN-AP-MW-12	7/27/2020 12:14	Conductivity	574.41	uS/cm
GN-AP-MW-12	7/27/2020 12:14	DO	1.05	mg/L
GN-AP-MW-12	7/27/2020 12:14	Depth to Water Detail	5.63	ft
GN-AP-MW-12	7/27/2020 12:14	Oxidation Reduction Potention	-95.71	mv
GN-AP-MW-12	7/27/2020 12:14	pH	7.42	pH
GN-AP-MW-12	7/27/2020 12:14	Temperature	27.37	C
GN-AP-MW-12	7/27/2020 12:14	Turbidity	4.64	NTU
GN-AP-MW-12	7/27/2020 12:19	Conductivity	568.62	uS/cm
GN-AP-MW-12	7/27/2020 12:19	DO	1.06	mg/L
GN-AP-MW-12	7/27/2020 12:19	Depth to Water Detail	6.86	ft
GN-AP-MW-12	7/27/2020 12:19	Oxidation Reduction Potention	-94.7	mv
GN-AP-MW-12	7/27/2020 12:19	pH	7.42	pH
GN-AP-MW-12	7/27/2020 12:19	Temperature	27.12	C
GN-AP-MW-12	7/27/2020 12:19	Turbidity	6.39	NTU
GN-AP-MW-12	7/27/2020 12:24	Conductivity	570.38	uS/cm
GN-AP-MW-12	7/27/2020 12:24	DO	1.12	mg/L
GN-AP-MW-12	7/27/2020 12:24	Depth to Water Detail	7.56	ft
GN-AP-MW-12	7/27/2020 12:24	Oxidation Reduction Potention	-94.18	mv
GN-AP-MW-12	7/27/2020 12:24	pH	7.43	pH
GN-AP-MW-12	7/27/2020 12:24	Temperature	27.04	C
GN-AP-MW-12	7/27/2020 12:24	Turbidity	9.17	NTU
GN-AP-MW-12	7/27/2020 12:29	Conductivity	565.16	uS/cm
GN-AP-MW-12	7/27/2020 12:29	DO	1.17	mg/L

Alabama Power Company
Plant Gaston Ash Pond

WELL ID	READING TIME	DESCRIPTION	VALUE	UNIT
GN-AP-MW-12	7/27/2020 12:29	Depth to Water Detail	8.21	ft
GN-AP-MW-12	7/27/2020 12:29	Oxidation Reduction Potention	-92.92	mv
GN-AP-MW-12	7/27/2020 12:29	pH	7.44	pH
GN-AP-MW-12	7/27/2020 12:29	Temperature	26.49	C
GN-AP-MW-12	7/27/2020 12:29	Turbidity	4.71	NTU
GN-AP-MW-12	7/27/2020 12:34	Conductivity	566.37	uS/cm
GN-AP-MW-12	7/27/2020 12:34	DO	1.18	mg/L
GN-AP-MW-12	7/27/2020 12:34	Depth to Water Detail	8.89	ft
GN-AP-MW-12	7/27/2020 12:34	Oxidation Reduction Potention	-90.35	mv
GN-AP-MW-12	7/27/2020 12:34	pH	7.4	pH
GN-AP-MW-12	7/27/2020 12:34	Temperature	26.41	C
GN-AP-MW-12	7/27/2020 12:34	Turbidity	5.77	NTU
GN-AP-MW-12	7/27/2020 12:39	Conductivity	564.85	uS/cm
GN-AP-MW-12	7/27/2020 12:39	DO	1.15	mg/L
GN-AP-MW-12	7/27/2020 12:39	Depth to Water Detail	9.38	ft
GN-AP-MW-12	7/27/2020 12:39	Oxidation Reduction Potention	-91.44	mv
GN-AP-MW-12	7/27/2020 12:39	pH	7.42	pH
GN-AP-MW-12	7/27/2020 12:39	Temperature	26.58	C
GN-AP-MW-12	7/27/2020 12:39	Turbidity	5.26	NTU
GN-AP-MW-12	7/27/2020 12:44	Conductivity	564.65	uS/cm
GN-AP-MW-12	7/27/2020 12:44	DO	1.2	mg/L
GN-AP-MW-12	7/27/2020 12:44	Depth to Water Detail	9.92	ft
GN-AP-MW-12	7/27/2020 12:44	Oxidation Reduction Potention	-91.85	mv
GN-AP-MW-12	7/27/2020 12:44	pH	7.42	pH
GN-AP-MW-12	7/27/2020 12:44	Temperature	26.82	C
GN-AP-MW-12	7/27/2020 12:44	Turbidity	6.02	NTU
GN-AP-MW-12	7/27/2020 12:49	Conductivity	559.65	uS/cm
GN-AP-MW-12	7/27/2020 12:49	DO	1.22	mg/L
GN-AP-MW-12	7/27/2020 12:49	Depth to Water Detail	10.36	ft
GN-AP-MW-12	7/27/2020 12:49	Oxidation Reduction Potention	-91.74	mv
GN-AP-MW-12	7/27/2020 12:49	pH	7.43	pH
GN-AP-MW-12	7/27/2020 12:49	Temperature	26.71	C
GN-AP-MW-12	7/27/2020 12:49	Turbidity	16.3	NTU
GN-AP-MW-12	7/27/2020 12:54	Conductivity	559.65	uS/cm
GN-AP-MW-12	7/27/2020 12:54	DO	1.22	mg/L
GN-AP-MW-12	7/27/2020 12:54	Depth to Water Detail	10.76	ft
GN-AP-MW-12	7/27/2020 12:54	Oxidation Reduction Potention	-90.71	mv
GN-AP-MW-12	7/27/2020 12:54	pH	7.43	pH
GN-AP-MW-12	7/27/2020 12:54	Temperature	26.64	C
GN-AP-MW-12	7/27/2020 12:54	Turbidity	30.8	NTU
GN-AP-MW-12	7/27/2020 12:59	Conductivity	555.72	uS/cm
GN-AP-MW-12	7/27/2020 12:59	DO	1.24	mg/L
GN-AP-MW-12	7/27/2020 12:59	Depth to Water Detail	11.15	ft
GN-AP-MW-12	7/27/2020 12:59	Oxidation Reduction Potention	-90.45	mv

Alabama Power Company
Plant Gaston Ash Pond

WELL ID	READING TIME	DESCRIPTION	VALUE	UNIT
GN-AP-MW-12	7/27/2020 12:59	pH	7.44	pH
GN-AP-MW-12	7/27/2020 12:59	Temperature	26.49	C
GN-AP-MW-12	7/27/2020 12:59	Turbidity	30.8	NTU
GN-AP-MW-12	7/27/2020 13:04	Conductivity	551.42	uS/cm
GN-AP-MW-12	7/27/2020 13:04	DO	1.22	mg/L
GN-AP-MW-12	7/27/2020 13:04	Depth to Water Detail	11.53	ft
GN-AP-MW-12	7/27/2020 13:04	Oxidation Reduction Potention	-90.78	mv
GN-AP-MW-12	7/27/2020 13:04	pH	7.44	pH
GN-AP-MW-12	7/27/2020 13:04	Temperature	26.47	C
GN-AP-MW-12	7/27/2020 13:04	Turbidity	17.6	NTU
GN-AP-MW-12	7/27/2020 13:09	Conductivity	544.58	uS/cm
GN-AP-MW-12	7/27/2020 13:09	DO	1.23	mg/L
GN-AP-MW-12	7/27/2020 13:09	Depth to Water Detail	11.94	ft
GN-AP-MW-12	7/27/2020 13:09	Oxidation Reduction Potention	-87.68	mv
GN-AP-MW-12	7/27/2020 13:09	pH	7.43	pH
GN-AP-MW-12	7/27/2020 13:09	Temperature	25.6	C
GN-AP-MW-12	7/27/2020 13:09	Turbidity	16.3	NTU
GN-AP-MW-12	7/27/2020 13:14	Conductivity	555.68	uS/cm
GN-AP-MW-12	7/27/2020 13:14	DO	1.22	mg/L
GN-AP-MW-12	7/27/2020 13:14	Depth to Water Detail	12.26	ft
GN-AP-MW-12	7/27/2020 13:14	Oxidation Reduction Potention	-89.14	mv
GN-AP-MW-12	7/27/2020 13:14	pH	7.42	pH
GN-AP-MW-12	7/27/2020 13:14	Temperature	26.35	C
GN-AP-MW-12	7/27/2020 13:14	Turbidity	13.2	NTU
GN-AP-MW-12	7/27/2020 13:19	Conductivity	552.9	uS/cm
GN-AP-MW-12	7/27/2020 13:19	DO	1.23	mg/L
GN-AP-MW-12	7/27/2020 13:19	Depth to Water Detail	12.61	ft
GN-AP-MW-12	7/27/2020 13:19	Oxidation Reduction Potention	-90.45	mv
GN-AP-MW-12	7/27/2020 13:19	pH	7.45	pH
GN-AP-MW-12	7/27/2020 13:19	Temperature	26.38	C
GN-AP-MW-12	7/27/2020 13:19	Turbidity	9.42	NTU
GN-AP-MW-12	7/27/2020 13:24	Conductivity	552.07	uS/cm
GN-AP-MW-12	7/27/2020 13:24	DO	1.25	mg/L
GN-AP-MW-12	7/27/2020 13:24	Depth to Water Detail	12.89	ft
GN-AP-MW-12	7/27/2020 13:24	Oxidation Reduction Potention	-89.35	mv
GN-AP-MW-12	7/27/2020 13:24	pH	7.45	pH
GN-AP-MW-12	7/27/2020 13:24	Temperature	25.8	C
GN-AP-MW-12	7/27/2020 13:24	Turbidity	11.9	NTU
GN-AP-MW-12	7/27/2020 13:29	Conductivity	552.41	uS/cm
GN-AP-MW-12	7/27/2020 13:29	DO	1.23	mg/L
GN-AP-MW-12	7/27/2020 13:29	Depth to Water Detail	12.96	ft
GN-AP-MW-12	7/27/2020 13:29	Oxidation Reduction Potention	-90	mv
GN-AP-MW-12	7/27/2020 13:29	pH	7.45	pH
GN-AP-MW-12	7/27/2020 13:29	Temperature	26.19	C

Alabama Power Company
Plant Gaston Ash Pond

WELL ID	READING TIME	DESCRIPTION	VALUE	UNIT
GN-AP-MW-12	7/27/2020 13:29	Turbidity	8.73	NTU
GN-AP-MW-12	7/27/2020 13:34	Conductivity	549.97	uS/cm
GN-AP-MW-12	7/27/2020 13:34	DO	1.22	mg/L
GN-AP-MW-12	7/27/2020 13:34	Depth to Water Detail	13.39	ft
GN-AP-MW-12	7/27/2020 13:34	Oxidation Reduction Potention	-90.09	mv
GN-AP-MW-12	7/27/2020 13:34	pH	7.46	pH
GN-AP-MW-12	7/27/2020 13:34	Temperature	25.8	C
GN-AP-MW-12	7/27/2020 13:34	Turbidity	8.5	NTU
GN-AP-MW-12	7/27/2020 13:39	Conductivity	556.12	uS/cm
GN-AP-MW-12	7/27/2020 13:39	DO	1.25	mg/L
GN-AP-MW-12	7/27/2020 13:39	Depth to Water Detail	13.71	ft
GN-AP-MW-12	7/27/2020 13:39	Oxidation Reduction Potention	-89.52	mv
GN-AP-MW-12	7/27/2020 13:39	pH	7.46	pH
GN-AP-MW-12	7/27/2020 13:39	Temperature	25.98	C
GN-AP-MW-12	7/27/2020 13:39	Turbidity	7.78	NTU
GN-AP-MW-12	7/27/2020 13:44	Conductivity	551.77	uS/cm
GN-AP-MW-12	7/27/2020 13:44	DO	1.25	mg/L
GN-AP-MW-12	7/27/2020 13:44	Depth to Water Detail	13.8	ft
GN-AP-MW-12	7/27/2020 13:44	Oxidation Reduction Potention	-89.33	mv
GN-AP-MW-12	7/27/2020 13:44	pH	7.45	pH
GN-AP-MW-12	7/27/2020 13:44	Temperature	26.01	C
GN-AP-MW-12	7/27/2020 13:44	Turbidity	11.1	NTU
GN-AP-MW-12	7/27/2020 13:49	Conductivity	547.94	uS/cm
GN-AP-MW-12	7/27/2020 13:49	DO	1.25	mg/L
GN-AP-MW-12	7/27/2020 13:49	Depth to Water Detail	14.19	ft
GN-AP-MW-12	7/27/2020 13:49	Oxidation Reduction Potention	-89.84	mv
GN-AP-MW-12	7/27/2020 13:49	pH	7.46	pH
GN-AP-MW-12	7/27/2020 13:49	Temperature	25.52	C
GN-AP-MW-12	7/27/2020 13:49	Turbidity	5.5	NTU
GN-AP-MW-12	7/27/2020 13:54	Conductivity	549.52	uS/cm
GN-AP-MW-12	7/27/2020 13:54	DO	1.27	mg/L
GN-AP-MW-12	7/27/2020 13:54	Depth to Water Detail	14.39	ft
GN-AP-MW-12	7/27/2020 13:54	Oxidation Reduction Potention	-89.39	mv
GN-AP-MW-12	7/27/2020 13:54	pH	7.46	pH
GN-AP-MW-12	7/27/2020 13:54	Temperature	25.75	C
GN-AP-MW-12	7/27/2020 13:54	Turbidity	6	NTU
GN-AP-MW-12	7/27/2020 13:59	Conductivity	554.16	uS/cm
GN-AP-MW-12	7/27/2020 13:59	DO	1.23	mg/L
GN-AP-MW-12	7/27/2020 13:59	Depth to Water Detail	14.58	ft
GN-AP-MW-12	7/27/2020 13:59	Oxidation Reduction Potention	-90.38	mv
GN-AP-MW-12	7/27/2020 13:59	pH	7.46	pH
GN-AP-MW-12	7/27/2020 13:59	Temperature	25.94	C
GN-AP-MW-12	7/27/2020 13:59	Turbidity	6.05	NTU
GN-AP-MW-12	7/27/2020 14:04	Conductivity	553.51	uS/cm

Alabama Power Company
Plant Gaston Ash Pond

WELL ID	READING TIME	DESCRIPTION	VALUE	UNIT
GN-AP-MW-12	7/27/2020 14:04	DO	1.25	mg/L
GN-AP-MW-12	7/27/2020 14:04	Depth to Water Detail	14.74	ft
GN-AP-MW-12	7/27/2020 14:04	Oxidation Reduction Potention	-90.16	mv
GN-AP-MW-12	7/27/2020 14:04	pH	7.46	pH
GN-AP-MW-12	7/27/2020 14:04	Temperature	25.82	C
GN-AP-MW-12	7/27/2020 14:04	Turbidity	5.23	NTU
GN-AP-MW-12	7/27/2020 14:09	Conductivity	553.82	uS/cm
GN-AP-MW-12	7/27/2020 14:09	DO	1.26	mg/L
GN-AP-MW-12	7/27/2020 14:09	Depth to Water Detail	14.86	ft
GN-AP-MW-12	7/27/2020 14:09	Oxidation Reduction Potention	-89.67	mv
GN-AP-MW-12	7/27/2020 14:09	pH	7.47	pH
GN-AP-MW-12	7/27/2020 14:09	Temperature	25.63	C
GN-AP-MW-12	7/27/2020 14:09	Turbidity	5.7	NTU

Alabama Power Company
Plant Gaston Ash Pond

WELL ID	READING TIME	DESCRIPTION	VALUE	UNIT
GN-AP-MW-7	7/28/2020 9:05	Conductivity	577.98	uS/cm
GN-AP-MW-7	7/28/2020 9:05	DO	1.25	mg/L
GN-AP-MW-7	7/28/2020 9:05	Depth to Water Detail	11.22	ft
GN-AP-MW-7	7/28/2020 9:05	Oxidation Reduction Potention	18.69	mv
GN-AP-MW-7	7/28/2020 9:05	pH	7.35	pH
GN-AP-MW-7	7/28/2020 9:05	Temperature	19.96	C
GN-AP-MW-7	7/28/2020 9:05	Turbidity	2.92	NTU
GN-AP-MW-7	7/28/2020 9:10	Conductivity	565.78	uS/cm
GN-AP-MW-7	7/28/2020 9:10	DO	1.11	mg/L
GN-AP-MW-7	7/28/2020 9:10	Depth to Water Detail	11.22	ft
GN-AP-MW-7	7/28/2020 9:10	Oxidation Reduction Potention	23.44	mv
GN-AP-MW-7	7/28/2020 9:10	pH	7.35	pH
GN-AP-MW-7	7/28/2020 9:10	Temperature	19.72	C
GN-AP-MW-7	7/28/2020 9:10	Turbidity	2.49	NTU
GN-AP-MW-7	7/28/2020 9:15	Conductivity	551.67	uS/cm
GN-AP-MW-7	7/28/2020 9:15	DO	1.15	mg/L
GN-AP-MW-7	7/28/2020 9:15	Depth to Water Detail	11.22	ft
GN-AP-MW-7	7/28/2020 9:15	Oxidation Reduction Potention	28.39	mv
GN-AP-MW-7	7/28/2020 9:15	pH	7.34	pH
GN-AP-MW-7	7/28/2020 9:15	Temperature	19.87	C
GN-AP-MW-7	7/28/2020 9:15	Turbidity	2.12	NTU
GN-AP-MW-7	7/28/2020 9:20	Conductivity	548.14	uS/cm
GN-AP-MW-7	7/28/2020 9:20	DO	1.15	mg/L
GN-AP-MW-7	7/28/2020 9:20	Depth to Water Detail	11.22	ft
GN-AP-MW-7	7/28/2020 9:20	Oxidation Reduction Potention	33.38	mv
GN-AP-MW-7	7/28/2020 9:20	pH	7.32	pH
GN-AP-MW-7	7/28/2020 9:20	Temperature	19.94	C
GN-AP-MW-7	7/28/2020 9:20	Turbidity	2.82	NTU

Alabama Power Company
Plant Gaston Ash Pond

WELL ID	READING TIME	DESCRIPTION	VALUE	UNIT
GN-AP-MW-8	7/29/2020 11:08	Conductivity	404.39	uS/cm
GN-AP-MW-8	7/29/2020 11:08	DO	0.62	mg/L
GN-AP-MW-8	7/29/2020 11:08	Depth to Water Detail	23.54	ft
GN-AP-MW-8	7/29/2020 11:08	Oxidation Reduction Potention	-142.5	mv
GN-AP-MW-8	7/29/2020 11:08	pH	7.38	pH
GN-AP-MW-8	7/29/2020 11:08	Temperature	22.28	C
GN-AP-MW-8	7/29/2020 11:08	Turbidity	2.38	NTU
GN-AP-MW-8	7/29/2020 11:19	Conductivity	399.83	uS/cm
GN-AP-MW-8	7/29/2020 11:19	DO	0.55	mg/L
GN-AP-MW-8	7/29/2020 11:19	Depth to Water Detail	25.71	ft
GN-AP-MW-8	7/29/2020 11:19	Oxidation Reduction Potention	-148.01	mv
GN-AP-MW-8	7/29/2020 11:19	pH	7.39	pH
GN-AP-MW-8	7/29/2020 11:19	Temperature	22.69	C
GN-AP-MW-8	7/29/2020 11:19	Turbidity	2.53	NTU

Alabama Power Company
Plant Gaston Ash Pond

WELL ID	READING TIME	DESCRIPTION	VALUE	UNIT
GN-AP-MW-9	7/29/2020 9:30	Conductivity	356.89	uS/cm
GN-AP-MW-9	7/29/2020 9:30	DO	0.58	mg/L
GN-AP-MW-9	7/29/2020 9:30	Depth to Water Detail	12.33	ft
GN-AP-MW-9	7/29/2020 9:30	Oxidation Reduction Potention	-156.58	mv
GN-AP-MW-9	7/29/2020 9:30	pH	7.75	pH
GN-AP-MW-9	7/29/2020 9:30	Temperature	23.02	C
GN-AP-MW-9	7/29/2020 9:30	Turbidity	3.67	NTU
GN-AP-MW-9	7/29/2020 9:46	Conductivity	345.97	uS/cm
GN-AP-MW-9	7/29/2020 9:46	DO	0.49	mg/L
GN-AP-MW-9	7/29/2020 9:46	Depth to Water Detail	15.09	ft
GN-AP-MW-9	7/29/2020 9:46	Oxidation Reduction Potention	-170.49	mv
GN-AP-MW-9	7/29/2020 9:46	pH	7.66	pH
GN-AP-MW-9	7/29/2020 9:46	Temperature	22.7	C
GN-AP-MW-9	7/29/2020 9:46	Turbidity	2.6	NTU

Alabama Power Company
Plant Gaston Ash Pond

WELL ID	READING TIME	DESCRIPTION	VALUE	UNIT
GN-AP-MW-6	7/28/2020 10:03	Conductivity	566.28	uS/cm
GN-AP-MW-6	7/28/2020 10:03	DO	0.77	mg/L
GN-AP-MW-6	7/28/2020 10:03	Depth to Water Detail	15.66	ft
GN-AP-MW-6	7/28/2020 10:03	Oxidation Reduction Potention	42.31	mv
GN-AP-MW-6	7/28/2020 10:03	pH	7.81	pH
GN-AP-MW-6	7/28/2020 10:03	Temperature	19.93	C
GN-AP-MW-6	7/28/2020 10:03	Turbidity	3.69	NTU
GN-AP-MW-6	7/28/2020 10:08	Conductivity	583.49	uS/cm
GN-AP-MW-6	7/28/2020 10:08	DO	0.36	mg/L
GN-AP-MW-6	7/28/2020 10:08	Depth to Water Detail	15.66	ft
GN-AP-MW-6	7/28/2020 10:08	Oxidation Reduction Potention	33.48	mv
GN-AP-MW-6	7/28/2020 10:08	pH	7.88	pH
GN-AP-MW-6	7/28/2020 10:08	Temperature	19.75	C
GN-AP-MW-6	7/28/2020 10:08	Turbidity	2.61	NTU
GN-AP-MW-6	7/28/2020 10:13	Conductivity	597.53	uS/cm
GN-AP-MW-6	7/28/2020 10:13	DO	0.28	mg/L
GN-AP-MW-6	7/28/2020 10:13	Depth to Water Detail	15.66	ft
GN-AP-MW-6	7/28/2020 10:13	Oxidation Reduction Potention	29.91	mv
GN-AP-MW-6	7/28/2020 10:13	pH	7.85	pH
GN-AP-MW-6	7/28/2020 10:13	Temperature	19.76	C
GN-AP-MW-6	7/28/2020 10:13	Turbidity	2.14	NTU
GN-AP-MW-6	7/28/2020 10:18	Conductivity	617.65	uS/cm
GN-AP-MW-6	7/28/2020 10:18	DO	0.26	mg/L
GN-AP-MW-6	7/28/2020 10:18	Depth to Water Detail	15.66	ft
GN-AP-MW-6	7/28/2020 10:18	Oxidation Reduction Potention	28.65	mv
GN-AP-MW-6	7/28/2020 10:18	pH	7.79	pH
GN-AP-MW-6	7/28/2020 10:18	Temperature	19.79	C
GN-AP-MW-6	7/28/2020 10:18	Turbidity	2.69	NTU
GN-AP-MW-6	7/28/2020 10:23	Conductivity	633.95	uS/cm
GN-AP-MW-6	7/28/2020 10:23	DO	0.25	mg/L
GN-AP-MW-6	7/28/2020 10:23	Depth to Water Detail	15.66	ft
GN-AP-MW-6	7/28/2020 10:23	Oxidation Reduction Potention	28.63	mv
GN-AP-MW-6	7/28/2020 10:23	pH	7.71	pH
GN-AP-MW-6	7/28/2020 10:23	Temperature	19.85	C
GN-AP-MW-6	7/28/2020 10:23	Turbidity	2.37	NTU
GN-AP-MW-6	7/28/2020 10:28	Conductivity	645.73	uS/cm
GN-AP-MW-6	7/28/2020 10:28	DO	0.24	mg/L
GN-AP-MW-6	7/28/2020 10:28	Depth to Water Detail	15.66	ft
GN-AP-MW-6	7/28/2020 10:28	Oxidation Reduction Potention	29.01	mv
GN-AP-MW-6	7/28/2020 10:28	pH	7.62	pH
GN-AP-MW-6	7/28/2020 10:28	Temperature	19.86	C
GN-AP-MW-6	7/28/2020 10:28	Turbidity	2.21	NTU

Alabama Power Company
Plant Gaston Ash Pond

WELL ID	READING TIME	DESCRIPTION	VALUE	UNIT
GN-AP-MW-21	7/28/2020 11:04	Conductivity	567.14	uS/cm
GN-AP-MW-21	7/28/2020 11:04	DO	1.28	mg/L
GN-AP-MW-21	7/28/2020 11:04	Depth to Water Detail	18.82	ft
GN-AP-MW-21	7/28/2020 11:04	Oxidation Reduction Potention	54.55	mv
GN-AP-MW-21	7/28/2020 11:04	pH	7.62	pH
GN-AP-MW-21	7/28/2020 11:04	Temperature	19.88	C
GN-AP-MW-21	7/28/2020 11:04	Turbidity	6.94	NTU
GN-AP-MW-21	7/28/2020 11:09	Conductivity	569.22	uS/cm
GN-AP-MW-21	7/28/2020 11:09	DO	0.7	mg/L
GN-AP-MW-21	7/28/2020 11:09	Depth to Water Detail	18.98	ft
GN-AP-MW-21	7/28/2020 11:09	Oxidation Reduction Potention	31.82	mv
GN-AP-MW-21	7/28/2020 11:09	pH	7.62	pH
GN-AP-MW-21	7/28/2020 11:09	Temperature	19.96	C
GN-AP-MW-21	7/28/2020 11:09	Turbidity	8.68	NTU
GN-AP-MW-21	7/28/2020 11:14	Conductivity	570.79	uS/cm
GN-AP-MW-21	7/28/2020 11:14	DO	0.42	mg/L
GN-AP-MW-21	7/28/2020 11:14	Depth to Water Detail	19.07	ft
GN-AP-MW-21	7/28/2020 11:14	Oxidation Reduction Potention	-32.18	mv
GN-AP-MW-21	7/28/2020 11:14	pH	7.6	pH
GN-AP-MW-21	7/28/2020 11:14	Temperature	20.02	C
GN-AP-MW-21	7/28/2020 11:14	Turbidity	6.67	NTU
GN-AP-MW-21	7/28/2020 11:19	Conductivity	572.93	uS/cm
GN-AP-MW-21	7/28/2020 11:19	DO	0.31	mg/L
GN-AP-MW-21	7/28/2020 11:19	Depth to Water Detail	19.09	ft
GN-AP-MW-21	7/28/2020 11:19	Oxidation Reduction Potention	-47.01	mv
GN-AP-MW-21	7/28/2020 11:19	pH	7.58	pH
GN-AP-MW-21	7/28/2020 11:19	Temperature	20.07	C
GN-AP-MW-21	7/28/2020 11:19	Turbidity	5	NTU

Alabama Power Company
Plant Gaston Ash Pond

WELL ID	READING TIME	DESCRIPTION	VALUE	UNIT
GN-AP-MW-22	7/28/2020 12:08	Conductivity	677.06	uS/cm
GN-AP-MW-22	7/28/2020 12:08	DO	0.27	mg/L
GN-AP-MW-22	7/28/2020 12:08	Depth to Water Detail	14.36	ft
GN-AP-MW-22	7/28/2020 12:08	Oxidation Reduction Potention	-26.34	mv
GN-AP-MW-22	7/28/2020 12:08	pH	7.5	pH
GN-AP-MW-22	7/28/2020 12:08	Temperature	20.28	C
GN-AP-MW-22	7/28/2020 12:08	Turbidity	2.27	NTU
GN-AP-MW-22	7/28/2020 12:13	Conductivity	675.86	uS/cm
GN-AP-MW-22	7/28/2020 12:13	DO	0.24	mg/L
GN-AP-MW-22	7/28/2020 12:13	Depth to Water Detail	14.36	ft
GN-AP-MW-22	7/28/2020 12:13	Oxidation Reduction Potention	-24.01	mv
GN-AP-MW-22	7/28/2020 12:13	pH	7.49	pH
GN-AP-MW-22	7/28/2020 12:13	Temperature	20.32	C
GN-AP-MW-22	7/28/2020 12:13	Turbidity	2.09	NTU
GN-AP-MW-22	7/28/2020 12:18	Conductivity	676.19	uS/cm
GN-AP-MW-22	7/28/2020 12:18	DO	0.23	mg/L
GN-AP-MW-22	7/28/2020 12:18	Depth to Water Detail	14.36	ft
GN-AP-MW-22	7/28/2020 12:18	Oxidation Reduction Potention	-23.61	mv
GN-AP-MW-22	7/28/2020 12:18	pH	7.47	pH
GN-AP-MW-22	7/28/2020 12:18	Temperature	20.41	C
GN-AP-MW-22	7/28/2020 12:18	Turbidity	2.19	NTU
GN-AP-MW-22	7/28/2020 12:23	Conductivity	676.88	uS/cm
GN-AP-MW-22	7/28/2020 12:23	DO	0.22	mg/L
GN-AP-MW-22	7/28/2020 12:23	Depth to Water Detail	14.36	ft
GN-AP-MW-22	7/28/2020 12:23	Oxidation Reduction Potention	-24.27	mv
GN-AP-MW-22	7/28/2020 12:23	pH	7.43	pH
GN-AP-MW-22	7/28/2020 12:23	Temperature	20.42	C
GN-AP-MW-22	7/28/2020 12:23	Turbidity	2.03	NTU

Alabama Power Company
Plant Gaston Ash Pond

WELL ID	READING TIME	DESCRIPTION	VALUE	UNIT
GN-AP-MW-5	7/28/2020 13:23	Conductivity	601.88	uS/cm
GN-AP-MW-5	7/28/2020 13:23	DO	1.12	mg/L
GN-AP-MW-5	7/28/2020 13:23	Depth to Water Detail	18.03	ft
GN-AP-MW-5	7/28/2020 13:23	Oxidation Reduction Potention	26.17	mv
GN-AP-MW-5	7/28/2020 13:23	pH	7.72	pH
GN-AP-MW-5	7/28/2020 13:23	Temperature	22.13	C
GN-AP-MW-5	7/28/2020 13:23	Turbidity	2.71	NTU
GN-AP-MW-5	7/28/2020 13:28	Conductivity	595.63	uS/cm
GN-AP-MW-5	7/28/2020 13:28	DO	1.11	mg/L
GN-AP-MW-5	7/28/2020 13:28	Depth to Water Detail	18.06	ft
GN-AP-MW-5	7/28/2020 13:28	Oxidation Reduction Potention	25.92	mv
GN-AP-MW-5	7/28/2020 13:28	pH	7.72	pH
GN-AP-MW-5	7/28/2020 13:28	Temperature	22.16	C
GN-AP-MW-5	7/28/2020 13:28	Turbidity	2.86	NTU
GN-AP-MW-5	7/28/2020 13:33	Conductivity	590.46	uS/cm
GN-AP-MW-5	7/28/2020 13:33	DO	1.11	mg/L
GN-AP-MW-5	7/28/2020 13:33	Depth to Water Detail	18.06	ft
GN-AP-MW-5	7/28/2020 13:33	Oxidation Reduction Potention	28.72	mv
GN-AP-MW-5	7/28/2020 13:33	pH	7.71	pH
GN-AP-MW-5	7/28/2020 13:33	Temperature	22.2	C
GN-AP-MW-5	7/28/2020 13:33	Turbidity	2.48	NTU
GN-AP-MW-5	7/28/2020 13:38	Conductivity	587.71	uS/cm
GN-AP-MW-5	7/28/2020 13:38	DO	1.07	mg/L
GN-AP-MW-5	7/28/2020 13:38	Depth to Water Detail	18.06	ft
GN-AP-MW-5	7/28/2020 13:38	Oxidation Reduction Potention	31.73	mv
GN-AP-MW-5	7/28/2020 13:38	pH	7.7	pH
GN-AP-MW-5	7/28/2020 13:38	Temperature	22.33	C
GN-AP-MW-5	7/28/2020 13:38	Turbidity	2.61	NTU

Appendix D

1st
Semi-Annual
Monitoring Event

Interwell Prediction Limits - Significant Results

Plant Gaston Client: Southern Company Data: Gaston Ash Pond Printed 7/23/2020, 11:08 AM

Constituent	Well	Upper Lim.	Lower Lim.	Date	Observ.	Sig.	Bg N	%NDs	Transform	Alpha	Method
Boron (mg/L)	GN-AP-MW-4	0.1	n/a	2/18/2020	0.281	Yes	27	100	n/a	0.002114	NP Inter (NDs) 1 of 2
Boron (mg/L)	GN-AP-MW-5	0.1	n/a	2/26/2020	0.84	Yes	27	100	n/a	0.002114	NP Inter (NDs) 1 of 2
Boron (mg/L)	GN-AP-MW-6	0.1	n/a	2/26/2020	2.94	Yes	27	100	n/a	0.002114	NP Inter (NDs) 1 of 2
Boron (mg/L)	GN-AP-MW-7	0.1	n/a	2/26/2020	1.99	Yes	27	100	n/a	0.002114	NP Inter (NDs) 1 of 2
Boron (mg/L)	GN-AP-MW-11	0.1	n/a	2/17/2020	0.221	Yes	27	100	n/a	0.002114	NP Inter (NDs) 1 of 2
Boron (mg/L)	GN-AP-MW-12	0.1	n/a	2/18/2020	0.433	Yes	27	100	n/a	0.002114	NP Inter (NDs) 1 of 2
Boron (mg/L)	GN-AP-MW-15R	0.1	n/a	2/25/2020	3.13	Yes	27	100	n/a	0.002114	NP Inter (NDs) 1 of 2
Boron (mg/L)	GN-AP-MW-16	0.1	n/a	2/25/2020	1.39	Yes	27	100	n/a	0.002114	NP Inter (NDs) 1 of 2
Boron (mg/L)	GN-AP-MW-17	0.1	n/a	2/26/2020	3.24	Yes	27	100	n/a	0.002114	NP Inter (NDs) 1 of 2
Boron (mg/L)	GN-AP-MW-18	0.1	n/a	2/25/2020	1.38	Yes	27	100	n/a	0.002114	NP Inter (NDs) 1 of 2
Boron (mg/L)	GN-AP-MW-20	0.1	n/a	2/25/2020	4.14	Yes	27	100	n/a	0.002114	NP Inter (NDs) 1 of 2
Boron (mg/L)	GN-AP-MW-21	0.1	n/a	2/26/2020	2.28	Yes	27	100	n/a	0.002114	NP Inter (NDs) 1 of 2
Boron (mg/L)	GN-AP-MW-22	0.1	n/a	2/26/2020	2.15	Yes	27	100	n/a	0.002114	NP Inter (NDs) 1 of 2
Calcium (mg/L)	GN-AP-MW-1	37.4	n/a	9/17/2019	60.7	Yes	26	0	No	0.000...	Param Inter 1 of 2
Calcium (mg/L)	GN-AP-MW-4	37.4	n/a	2/18/2020	55.8	Yes	26	0	No	0.000...	Param Inter 1 of 2
Calcium (mg/L)	GN-AP-MW-5	37.4	n/a	2/26/2020	46.8	Yes	26	0	No	0.000...	Param Inter 1 of 2
Calcium (mg/L)	GN-AP-MW-6	37.4	n/a	2/26/2020	83.1	Yes	26	0	No	0.000...	Param Inter 1 of 2
Calcium (mg/L)	GN-AP-MW-7	37.4	n/a	2/26/2020	95.8	Yes	26	0	No	0.000...	Param Inter 1 of 2
Calcium (mg/L)	GN-AP-MW-8	37.4	n/a	2/25/2020	54.7	Yes	26	0	No	0.000...	Param Inter 1 of 2
Calcium (mg/L)	GN-AP-MW-10	37.4	n/a	2/17/2020	39.7	Yes	26	0	No	0.000...	Param Inter 1 of 2
Calcium (mg/L)	GN-AP-MW-11	37.4	n/a	2/17/2020	41	Yes	26	0	No	0.000...	Param Inter 1 of 2
Calcium (mg/L)	GN-AP-MW-12	37.4	n/a	2/18/2020	73.1	Yes	26	0	No	0.000...	Param Inter 1 of 2
Calcium (mg/L)	GN-AP-MW-13	37.4	n/a	2/19/2020	46.7	Yes	26	0	No	0.000...	Param Inter 1 of 2
Calcium (mg/L)	GN-AP-MW-14	37.4	n/a	2/19/2020	69.9	Yes	26	0	No	0.000...	Param Inter 1 of 2
Calcium (mg/L)	GN-AP-MW-15R	37.4	n/a	2/25/2020	120	Yes	26	0	No	0.000...	Param Inter 1 of 2
Calcium (mg/L)	GN-AP-MW-16	37.4	n/a	2/25/2020	50	Yes	26	0	No	0.000...	Param Inter 1 of 2
Calcium (mg/L)	GN-AP-MW-17	37.4	n/a	2/26/2020	102	Yes	26	0	No	0.000...	Param Inter 1 of 2
Calcium (mg/L)	GN-AP-MW-18	37.4	n/a	2/25/2020	119	Yes	26	0	No	0.000...	Param Inter 1 of 2
Calcium (mg/L)	GN-AP-MW-19	37.4	n/a	2/18/2020	45.5	Yes	26	0	No	0.000...	Param Inter 1 of 2
Calcium (mg/L)	GN-AP-MW-20	37.4	n/a	2/25/2020	178	Yes	26	0	No	0.000...	Param Inter 1 of 2
Calcium (mg/L)	GN-AP-MW-21	37.4	n/a	2/26/2020	95.5	Yes	26	0	No	0.000...	Param Inter 1 of 2
Calcium (mg/L)	GN-AP-MW-22	37.4	n/a	2/26/2020	95.9	Yes	26	0	No	0.000...	Param Inter 1 of 2
Chloride (mg/L)	GN-AP-MW-4	4.26	n/a	2/18/2020	19.6	Yes	27	3.704	ln(x)	0.000...	Param Inter 1 of 2
Chloride (mg/L)	GN-AP-MW-5	4.26	n/a	2/26/2020	17.5	Yes	27	3.704	ln(x)	0.000...	Param Inter 1 of 2
Chloride (mg/L)	GN-AP-MW-6	4.26	n/a	2/26/2020	69.7	Yes	27	3.704	ln(x)	0.000...	Param Inter 1 of 2
Chloride (mg/L)	GN-AP-MW-7	4.26	n/a	2/26/2020	28	Yes	27	3.704	ln(x)	0.000...	Param Inter 1 of 2
Chloride (mg/L)	GN-AP-MW-9	4.26	n/a	2/17/2020	8.74	Yes	27	3.704	ln(x)	0.000...	Param Inter 1 of 2
Chloride (mg/L)	GN-AP-MW-11	4.26	n/a	2/17/2020	6.66	Yes	27	3.704	ln(x)	0.000...	Param Inter 1 of 2
Chloride (mg/L)	GN-AP-MW-12	4.26	n/a	2/18/2020	19.6	Yes	27	3.704	ln(x)	0.000...	Param Inter 1 of 2
Chloride (mg/L)	GN-AP-MW-13	4.26	n/a	2/19/2020	5.02	Yes	27	3.704	ln(x)	0.000...	Param Inter 1 of 2
Chloride (mg/L)	GN-AP-MW-14	4.26	n/a	2/19/2020	4.9	Yes	27	3.704	ln(x)	0.000...	Param Inter 1 of 2
Chloride (mg/L)	GN-AP-MW-15R	4.26	n/a	2/25/2020	138	Yes	27	3.704	ln(x)	0.000...	Param Inter 1 of 2
Chloride (mg/L)	GN-AP-MW-16	4.26	n/a	2/25/2020	17.7	Yes	27	3.704	ln(x)	0.000...	Param Inter 1 of 2
Chloride (mg/L)	GN-AP-MW-17	4.26	n/a	2/26/2020	27.7	Yes	27	3.704	ln(x)	0.000...	Param Inter 1 of 2
Chloride (mg/L)	GN-AP-MW-18	4.26	n/a	2/25/2020	12.2	Yes	27	3.704	ln(x)	0.000...	Param Inter 1 of 2
Chloride (mg/L)	GN-AP-MW-19	4.26	n/a	2/18/2020	11.4	Yes	27	3.704	ln(x)	0.000...	Param Inter 1 of 2
Chloride (mg/L)	GN-AP-MW-20	4.26	n/a	2/25/2020	19	Yes	27	3.704	ln(x)	0.000...	Param Inter 1 of 2
Chloride (mg/L)	GN-AP-MW-21	4.26	n/a	2/26/2020	56.3	Yes	27	3.704	ln(x)	0.000...	Param Inter 1 of 2
Chloride (mg/L)	GN-AP-MW-22	4.26	n/a	2/26/2020	62.2	Yes	27	3.704	ln(x)	0.000...	Param Inter 1 of 2
Fluoride (mg/L)	GN-AP-MW-9	0.1	n/a	2/17/2020	0.15	Yes	29	68.97	n/a	0.001869	NP Inter (NDs) 1 of 2
Fluoride (mg/L)	GN-AP-MW-14	0.1	n/a	2/19/2020	0.122	Yes	29	68.97	n/a	0.001869	NP Inter (NDs) 1 of 2
Fluoride (mg/L)	GN-AP-MW-16	0.1	n/a	2/25/2020	0.133	Yes	29	68.97	n/a	0.001869	NP Inter (NDs) 1 of 2
Fluoride (mg/L)	GN-AP-MW-17	0.1	n/a	2/26/2020	0.189	Yes	29	68.97	n/a	0.001869	NP Inter (NDs) 1 of 2
pH (pH)	GN-AP-MW-4	7.96	7.524	2/18/2020	7.34	Yes	29	0	No	0.000...	Param Inter 1 of 2
pH (pH)	GN-AP-MW-5	7.96	7.524	2/26/2020	7.47	Yes	29	0	No	0.000...	Param Inter 1 of 2
pH (pH)	GN-AP-MW-7	7.96	7.524	2/26/2020	7.51	Yes	29	0	No	0.000...	Param Inter 1 of 2
pH (pH)	GN-AP-MW-8	7.96	7.524	2/25/2020	7.39	Yes	29	0	No	0.000...	Param Inter 1 of 2
pH (pH)	GN-AP-MW-12	7.96	7.524	2/18/2020	7.42	Yes	29	0	No	0.000...	Param Inter 1 of 2
pH (pH)	GN-AP-MW-13	7.96	7.524	2/19/2020	7.42	Yes	29	0	No	0.000...	Param Inter 1 of 2
pH (pH)	GN-AP-MW-14	7.96	7.524	2/19/2020	7.52	Yes	29	0	No	0.000...	Param Inter 1 of 2
pH (pH)	GN-AP-MW-16	7.96	7.524	2/25/2020	8.38	Yes	29	0	No	0.000...	Param Inter 1 of 2
pH (pH)	GN-AP-MW-17	7.96	7.524	2/26/2020	9.61	Yes	29	0	No	0.000...	Param Inter 1 of 2
pH (pH)	GN-AP-MW-18	7.96	7.524	2/25/2020	6.89	Yes	29	0	No	0.000...	Param Inter 1 of 2
pH (pH)	GN-AP-MW-21	7.96	7.524	2/26/2020	7.43	Yes	29	0	No	0.000...	Param Inter 1 of 2
pH (pH)	GN-AP-MW-22	7.96	7.524	2/26/2020	7.33	Yes	29	0	No	0.000...	Param Inter 1 of 2
Sulfate (mg/L)	GN-AP-MW-1	8.797	n/a	9/17/2019	28.3	Yes	27	3.704	sqrt(x)	0.000...	Param Inter 1 of 2
Sulfate (mg/L)	GN-AP-MW-4	8.797	n/a	2/18/2020	21.4	Yes	27	3.704	sqrt(x)	0.000...	Param Inter 1 of 2
Sulfate (mg/L)	GN-AP-MW-5	8.797	n/a	2/26/2020	39.8	Yes	27	3.704	sqrt(x)	0.000...	Param Inter 1 of 2

Interwell Prediction Limits - Significant Results

Plant Gaston Client: Southern Company Data: Gaston Ash Pond Printed 7/23/2020, 11:08 AM

Constituent	Well	Upper Lim.	Lower Lim.	Date	Observ.	Sig.	Bg N	%NDs	Transform	Alpha	Method
Sulfate (mg/L)	GN-AP-MW-6	8.797	n/a	2/26/2020	178	Yes	27	3.704	sqrt(x)	0.000...	Param Inter 1 of 2
Sulfate (mg/L)	GN-AP-MW-7	8.797	n/a	2/26/2020	207	Yes	27	3.704	sqrt(x)	0.000...	Param Inter 1 of 2
Sulfate (mg/L)	GN-AP-MW-9	8.797	n/a	2/17/2020	14.7	Yes	27	3.704	sqrt(x)	0.000...	Param Inter 1 of 2
Sulfate (mg/L)	GN-AP-MW-11	8.797	n/a	2/17/2020	45.2	Yes	27	3.704	sqrt(x)	0.000...	Param Inter 1 of 2
Sulfate (mg/L)	GN-AP-MW-12	8.797	n/a	2/18/2020	110	Yes	27	3.704	sqrt(x)	0.000...	Param Inter 1 of 2
Sulfate (mg/L)	GN-AP-MW-14	8.797	n/a	2/19/2020	110	Yes	27	3.704	sqrt(x)	0.000...	Param Inter 1 of 2
Sulfate (mg/L)	GN-AP-MW-15R	8.797	n/a	2/25/2020	326	Yes	27	3.704	sqrt(x)	0.000...	Param Inter 1 of 2
Sulfate (mg/L)	GN-AP-MW-16	8.797	n/a	2/25/2020	161	Yes	27	3.704	sqrt(x)	0.000...	Param Inter 1 of 2
Sulfate (mg/L)	GN-AP-MW-17	8.797	n/a	2/26/2020	351	Yes	27	3.704	sqrt(x)	0.000...	Param Inter 1 of 2
Sulfate (mg/L)	GN-AP-MW-18	8.797	n/a	2/25/2020	210	Yes	27	3.704	sqrt(x)	0.000...	Param Inter 1 of 2
Sulfate (mg/L)	GN-AP-MW-19	8.797	n/a	2/18/2020	25.6	Yes	27	3.704	sqrt(x)	0.000...	Param Inter 1 of 2
Sulfate (mg/L)	GN-AP-MW-20	8.797	n/a	2/25/2020	674	Yes	27	3.704	sqrt(x)	0.000...	Param Inter 1 of 2
Sulfate (mg/L)	GN-AP-MW-21	8.797	n/a	2/26/2020	199	Yes	27	3.704	sqrt(x)	0.000...	Param Inter 1 of 2
Sulfate (mg/L)	GN-AP-MW-22	8.797	n/a	2/26/2020	196	Yes	27	3.704	sqrt(x)	0.000...	Param Inter 1 of 2
TDS (mg/L)	GN-AP-MW-1	186.4	n/a	9/17/2019	285	Yes	27	0	No	0.000...	Param Inter 1 of 2
TDS (mg/L)	GN-AP-MW-4	186.4	n/a	2/18/2020	274	Yes	27	0	No	0.000...	Param Inter 1 of 2
TDS (mg/L)	GN-AP-MW-5	186.4	n/a	2/26/2020	228	Yes	27	0	No	0.000...	Param Inter 1 of 2
TDS (mg/L)	GN-AP-MW-6	186.4	n/a	2/26/2020	455	Yes	27	0	No	0.000...	Param Inter 1 of 2
TDS (mg/L)	GN-AP-MW-7	186.4	n/a	2/26/2020	490	Yes	27	0	No	0.000...	Param Inter 1 of 2
TDS (mg/L)	GN-AP-MW-8	186.4	n/a	2/25/2020	252	Yes	27	0	No	0.000...	Param Inter 1 of 2
TDS (mg/L)	GN-AP-MW-9	186.4	n/a	2/17/2020	211	Yes	27	0	No	0.000...	Param Inter 1 of 2
TDS (mg/L)	GN-AP-MW-11	186.4	n/a	2/17/2020	209	Yes	27	0	No	0.000...	Param Inter 1 of 2
TDS (mg/L)	GN-AP-MW-12	186.4	n/a	2/18/2020	378	Yes	27	0	No	0.000...	Param Inter 1 of 2
TDS (mg/L)	GN-AP-MW-13	186.4	n/a	2/19/2020	206	Yes	27	0	No	0.000...	Param Inter 1 of 2
TDS (mg/L)	GN-AP-MW-14	186.4	n/a	2/19/2020	363	Yes	27	0	No	0.000...	Param Inter 1 of 2
TDS (mg/L)	GN-AP-MW-15R	186.4	n/a	2/25/2020	674	Yes	27	0	No	0.000...	Param Inter 1 of 2
TDS (mg/L)	GN-AP-MW-16	186.4	n/a	2/25/2020	284	Yes	27	0	No	0.000...	Param Inter 1 of 2
TDS (mg/L)	GN-AP-MW-17	186.4	n/a	2/26/2020	561	Yes	27	0	No	0.000...	Param Inter 1 of 2
TDS (mg/L)	GN-AP-MW-18	186.4	n/a	2/25/2020	578	Yes	27	0	No	0.000...	Param Inter 1 of 2
TDS (mg/L)	GN-AP-MW-19	186.4	n/a	2/18/2020	215	Yes	27	0	No	0.000...	Param Inter 1 of 2
TDS (mg/L)	GN-AP-MW-20	186.4	n/a	2/25/2020	930	Yes	27	0	No	0.000...	Param Inter 1 of 2
TDS (mg/L)	GN-AP-MW-21	186.4	n/a	2/26/2020	490	Yes	27	0	No	0.000...	Param Inter 1 of 2
TDS (mg/L)	GN-AP-MW-22	186.4	n/a	2/26/2020	497	Yes	27	0	No	0.000...	Param Inter 1 of 2

Interwell Prediction Limits - All Results

Plant Gaston Client: Southern Company Data: Gaston Ash Pond Printed 7/23/2020, 11:08 AM

Constituent	Well	Upper Lim.	Lower Lim.	Date	Observ.	Sig.	Bg N	%NDs	Transform	Alpha	Method
Boron (mg/L)	GN-AP-MW-1	0.1	n/a	9/17/2019	0.1ND	No	27	100	n/a	0.002114	NP Inter (NDs) 1 of 2
Boron (mg/L)	**GN-AP-MW-4**	**0.1**	**n/a**	**2/18/2020**	**0.281**	**Yes**	**27**	**100**	**n/a**	**0.002114**	**NP Inter (NDs) 1 of 2**
Boron (mg/L)	**GN-AP-MW-5**	**0.1**	**n/a**	**2/26/2020**	**0.84**	**Yes**	**27**	**100**	**n/a**	**0.002114**	**NP Inter (NDs) 1 of 2**
Boron (mg/L)	**GN-AP-MW-6**	**0.1**	**n/a**	**2/26/2020**	**2.94**	**Yes**	**27**	**100**	**n/a**	**0.002114**	**NP Inter (NDs) 1 of 2**
Boron (mg/L)	**GN-AP-MW-7**	**0.1**	**n/a**	**2/26/2020**	**1.99**	**Yes**	**27**	**100**	**n/a**	**0.002114**	**NP Inter (NDs) 1 of 2**
Boron (mg/L)	GN-AP-MW-8	0.1	n/a	2/25/2020	0.1ND	No	27	100	n/a	0.002114	NP Inter (NDs) 1 of 2
Boron (mg/L)	GN-AP-MW-9	0.1	n/a	2/17/2020	0.1ND	No	27	100	n/a	0.002114	NP Inter (NDs) 1 of 2
Boron (mg/L)	GN-AP-MW-10	0.1	n/a	2/17/2020	0.1ND	No	27	100	n/a	0.002114	NP Inter (NDs) 1 of 2
Boron (mg/L)	**GN-AP-MW-11**	**0.1**	**n/a**	**2/17/2020**	**0.221**	**Yes**	**27**	**100**	**n/a**	**0.002114**	**NP Inter (NDs) 1 of 2**
Boron (mg/L)	**GN-AP-MW-12**	**0.1**	**n/a**	**2/18/2020**	**0.433**	**Yes**	**27**	**100**	**n/a**	**0.002114**	**NP Inter (NDs) 1 of 2**
Boron (mg/L)	GN-AP-MW-13	0.1	n/a	2/19/2020	0.1ND	No	27	100	n/a	0.002114	NP Inter (NDs) 1 of 2
Boron (mg/L)	GN-AP-MW-14	0.1	n/a	2/19/2020	0.1ND	No	27	100	n/a	0.002114	NP Inter (NDs) 1 of 2
Boron (mg/L)	**GN-AP-MW-15R**	**0.1**	**n/a**	**2/25/2020**	**3.13**	**Yes**	**27**	**100**	**n/a**	**0.002114**	**NP Inter (NDs) 1 of 2**
Boron (mg/L)	**GN-AP-MW-16**	**0.1**	**n/a**	**2/25/2020**	**1.39**	**Yes**	**27**	**100**	**n/a**	**0.002114**	**NP Inter (NDs) 1 of 2**
Boron (mg/L)	**GN-AP-MW-17**	**0.1**	**n/a**	**2/26/2020**	**3.24**	**Yes**	**27**	**100**	**n/a**	**0.002114**	**NP Inter (NDs) 1 of 2**
Boron (mg/L)	**GN-AP-MW-18**	**0.1**	**n/a**	**2/25/2020**	**1.38**	**Yes**	**27**	**100**	**n/a**	**0.002114**	**NP Inter (NDs) 1 of 2**
Boron (mg/L)	GN-AP-MW-19	0.1	n/a	2/18/2020	0.1ND	No	27	100	n/a	0.002114	NP Inter (NDs) 1 of 2
Boron (mg/L)	**GN-AP-MW-20**	**0.1**	**n/a**	**2/25/2020**	**4.14**	**Yes**	**27**	**100**	**n/a**	**0.002114**	**NP Inter (NDs) 1 of 2**
Boron (mg/L)	**GN-AP-MW-21**	**0.1**	**n/a**	**2/26/2020**	**2.28**	**Yes**	**27**	**100**	**n/a**	**0.002114**	**NP Inter (NDs) 1 of 2**
Boron (mg/L)	**GN-AP-MW-22**	**0.1**	**n/a**	**2/26/2020**	**2.15**	**Yes**	**27**	**100**	**n/a**	**0.002114**	**NP Inter (NDs) 1 of 2**
Calcium (mg/L)	**GN-AP-MW-1**	**37.4**	**n/a**	**9/17/2019**	**60.7**	**Yes**	**26**	**0**	**No**	**0.000...**	**Param Inter 1 of 2**
Calcium (mg/L)	**GN-AP-MW-4**	**37.4**	**n/a**	**2/18/2020**	**55.8**	**Yes**	**26**	**0**	**No**	**0.000...**	**Param Inter 1 of 2**
Calcium (mg/L)	**GN-AP-MW-5**	**37.4**	**n/a**	**2/26/2020**	**46.8**	**Yes**	**26**	**0**	**No**	**0.000...**	**Param Inter 1 of 2**
Calcium (mg/L)	**GN-AP-MW-6**	**37.4**	**n/a**	**2/26/2020**	**83.1**	**Yes**	**26**	**0**	**No**	**0.000...**	**Param Inter 1 of 2**
Calcium (mg/L)	**GN-AP-MW-7**	**37.4**	**n/a**	**2/26/2020**	**95.8**	**Yes**	**26**	**0**	**No**	**0.000...**	**Param Inter 1 of 2**
Calcium (mg/L)	**GN-AP-MW-8**	**37.4**	**n/a**	**2/25/2020**	**54.7**	**Yes**	**26**	**0**	**No**	**0.000...**	**Param Inter 1 of 2**
Calcium (mg/L)	GN-AP-MW-9	37.4	n/a	2/17/2020	33.2	No	26	0	No	0.000...	Param Inter 1 of 2
Calcium (mg/L)	**GN-AP-MW-10**	**37.4**	**n/a**	**2/17/2020**	**39.7**	**Yes**	**26**	**0**	**No**	**0.000...**	**Param Inter 1 of 2**
Calcium (mg/L)	**GN-AP-MW-11**	**37.4**	**n/a**	**2/17/2020**	**41**	**Yes**	**26**	**0**	**No**	**0.000...**	**Param Inter 1 of 2**
Calcium (mg/L)	**GN-AP-MW-12**	**37.4**	**n/a**	**2/18/2020**	**73.1**	**Yes**	**26**	**0**	**No**	**0.000...**	**Param Inter 1 of 2**
Calcium (mg/L)	**GN-AP-MW-13**	**37.4**	**n/a**	**2/19/2020**	**46.7**	**Yes**	**26**	**0**	**No**	**0.000...**	**Param Inter 1 of 2**
Calcium (mg/L)	**GN-AP-MW-14**	**37.4**	**n/a**	**2/19/2020**	**69.9**	**Yes**	**26**	**0**	**No**	**0.000...**	**Param Inter 1 of 2**
Calcium (mg/L)	**GN-AP-MW-15R**	**37.4**	**n/a**	**2/25/2020**	**120**	**Yes**	**26**	**0**	**No**	**0.000...**	**Param Inter 1 of 2**
Calcium (mg/L)	**GN-AP-MW-16**	**37.4**	**n/a**	**2/25/2020**	**50**	**Yes**	**26**	**0**	**No**	**0.000...**	**Param Inter 1 of 2**
Calcium (mg/L)	**GN-AP-MW-17**	**37.4**	**n/a**	**2/26/2020**	**102**	**Yes**	**26**	**0**	**No**	**0.000...**	**Param Inter 1 of 2**
Calcium (mg/L)	**GN-AP-MW-18**	**37.4**	**n/a**	**2/25/2020**	**119**	**Yes**	**26**	**0**	**No**	**0.000...**	**Param Inter 1 of 2**
Calcium (mg/L)	**GN-AP-MW-19**	**37.4**	**n/a**	**2/18/2020**	**45.5**	**Yes**	**26**	**0**	**No**	**0.000...**	**Param Inter 1 of 2**
Calcium (mg/L)	**GN-AP-MW-20**	**37.4**	**n/a**	**2/25/2020**	**178**	**Yes**	**26**	**0**	**No**	**0.000...**	**Param Inter 1 of 2**
Calcium (mg/L)	**GN-AP-MW-21**	**37.4**	**n/a**	**2/26/2020**	**95.5**	**Yes**	**26**	**0**	**No**	**0.000...**	**Param Inter 1 of 2**
Calcium (mg/L)	**GN-AP-MW-22**	**37.4**	**n/a**	**2/26/2020**	**95.9**	**Yes**	**26**	**0**	**No**	**0.000...**	**Param Inter 1 of 2**
Chloride (mg/L)	GN-AP-MW-1	4.26	n/a	9/17/2019	4.14	No	27	3.704	ln(x)	0.000...	Param Inter 1 of 2
Chloride (mg/L)	**GN-AP-MW-4**	**4.26**	**n/a**	**2/18/2020**	**19.6**	**Yes**	**27**	**3.704**	**ln(x)**	**0.000...**	**Param Inter 1 of 2**
Chloride (mg/L)	**GN-AP-MW-5**	**4.26**	**n/a**	**2/26/2020**	**17.5**	**Yes**	**27**	**3.704**	**ln(x)**	**0.000...**	**Param Inter 1 of 2**
Chloride (mg/L)	**GN-AP-MW-6**	**4.26**	**n/a**	**2/26/2020**	**69.7**	**Yes**	**27**	**3.704**	**ln(x)**	**0.000...**	**Param Inter 1 of 2**
Chloride (mg/L)	**GN-AP-MW-7**	**4.26**	**n/a**	**2/26/2020**	**28**	**Yes**	**27**	**3.704**	**ln(x)**	**0.000...**	**Param Inter 1 of 2**
Chloride (mg/L)	GN-AP-MW-8	4.26	n/a	2/25/2020	3.81	No	27	3.704	ln(x)	0.000...	Param Inter 1 of 2
Chloride (mg/L)	**GN-AP-MW-9**	**4.26**	**n/a**	**2/17/2020**	**8.74**	**Yes**	**27**	**3.704**	**ln(x)**	**0.000...**	**Param Inter 1 of 2**
Chloride (mg/L)	GN-AP-MW-10	4.26	n/a	2/17/2020	2.61	No	27	3.704	ln(x)	0.000...	Param Inter 1 of 2
Chloride (mg/L)	**GN-AP-MW-11**	**4.26**	**n/a**	**2/17/2020**	**6.66**	**Yes**	**27**	**3.704**	**ln(x)**	**0.000...**	**Param Inter 1 of 2**
Chloride (mg/L)	**GN-AP-MW-12**	**4.26**	**n/a**	**2/18/2020**	**19.6**	**Yes**	**27**	**3.704**	**ln(x)**	**0.000...**	**Param Inter 1 of 2**
Chloride (mg/L)	**GN-AP-MW-13**	**4.26**	**n/a**	**2/19/2020**	**5.02**	**Yes**	**27**	**3.704**	**ln(x)**	**0.000...**	**Param Inter 1 of 2**
Chloride (mg/L)	**GN-AP-MW-14**	**4.26**	**n/a**	**2/19/2020**	**4.9**	**Yes**	**27**	**3.704**	**ln(x)**	**0.000...**	**Param Inter 1 of 2**
Chloride (mg/L)	**GN-AP-MW-15R**	**4.26**	**n/a**	**2/25/2020**	**138**	**Yes**	**27**	**3.704**	**ln(x)**	**0.000...**	**Param Inter 1 of 2**
Chloride (mg/L)	**GN-AP-MW-16**	**4.26**	**n/a**	**2/25/2020**	**17.7**	**Yes**	**27**	**3.704**	**ln(x)**	**0.000...**	**Param Inter 1 of 2**
Chloride (mg/L)	**GN-AP-MW-17**	**4.26**	**n/a**	**2/26/2020**	**27.7**	**Yes**	**27**	**3.704**	**ln(x)**	**0.000...**	**Param Inter 1 of 2**
Chloride (mg/L)	**GN-AP-MW-18**	**4.26**	**n/a**	**2/25/2020**	**12.2**	**Yes**	**27**	**3.704**	**ln(x)**	**0.000...**	**Param Inter 1 of 2**
Chloride (mg/L)	**GN-AP-MW-19**	**4.26**	**n/a**	**2/18/2020**	**11.4**	**Yes**	**27**	**3.704**	**ln(x)**	**0.000...**	**Param Inter 1 of 2**
Chloride (mg/L)	**GN-AP-MW-20**	**4.26**	**n/a**	**2/25/2020**	**19**	**Yes**	**27**	**3.704**	**ln(x)**	**0.000...**	**Param Inter 1 of 2**
Chloride (mg/L)	**GN-AP-MW-21**	**4.26**	**n/a**	**2/26/2020**	**56.3**	**Yes**	**27**	**3.704**	**ln(x)**	**0.000...**	**Param Inter 1 of 2**
Chloride (mg/L)	**GN-AP-MW-22**	**4.26**	**n/a**	**2/26/2020**	**62.2**	**Yes**	**27**	**3.704**	**ln(x)**	**0.000...**	**Param Inter 1 of 2**
Fluoride (mg/L)	GN-AP-MW-1	0.1	n/a	9/17/2019	0.0876	No	29	68.97	n/a	0.001869	NP Inter (NDs) 1 of 2
Fluoride (mg/L)	GN-AP-MW-4	0.1	n/a	2/18/2020	0.0506	No	29	68.97	n/a	0.001869	NP Inter (NDs) 1 of 2
Fluoride (mg/L)	GN-AP-MW-5	0.1	n/a	2/26/2020	0.0647	No	29	68.97	n/a	0.001869	NP Inter (NDs) 1 of 2
Fluoride (mg/L)	GN-AP-MW-6	0.1	n/a	2/26/2020	0.1ND	No	29	68.97	n/a	0.001869	NP Inter (NDs) 1 of 2
Fluoride (mg/L)	GN-AP-MW-7	0.1	n/a	2/26/2020	0.0523	No	29	68.97	n/a	0.001869	NP Inter (NDs) 1 of 2
Fluoride (mg/L)	GN-AP-MW-8	0.1	n/a	2/25/2020	0.0898	No	29	68.97	n/a	0.001869	NP Inter (NDs) 1 of 2
Fluoride (mg/L)	**GN-AP-MW-9**	**0.1**	**n/a**	**2/17/2020**	**0.15**	**Yes**	**29**	**68.97**	**n/a**	**0.001869**	**NP Inter (NDs) 1 of 2**
Fluoride (mg/L)	GN-AP-MW-10	0.1	n/a	2/17/2020	0.051	No	29	68.97	n/a	0.001869	NP Inter (NDs) 1 of 2

Interwell Prediction Limits - All Results

Plant Gaston Client: Southern Company Data: Gaston Ash Pond Printed 7/23/2020, 11:08 AM

Constituent	Well	Upper Lim.	Lower Lim.	Date	Observ.	Sig.	Bg N	%NDs	Transform	Alpha	Method
Fluoride (mg/L)	GN-AP-MW-11	0.1	n/a	2/17/2020	0.0546	No	29	68.97	n/a	0.001869	NP Inter (NDs) 1 of 2
Fluoride (mg/L)	GN-AP-MW-12	0.1	n/a	2/18/2020	0.0571	No	29	68.97	n/a	0.001869	NP Inter (NDs) 1 of 2
Fluoride (mg/L)	GN-AP-MW-13	0.1	n/a	2/19/2020	0.06	No	29	68.97	n/a	0.001869	NP Inter (NDs) 1 of 2
Fluoride (mg/L)	**GN-AP-MW-14**	**0.1**	**n/a**	**2/19/2020**	**0.122**	**Yes**	**29**	**68.97**	**n/a**	**0.001869**	**NP Inter (NDs) 1 of 2**
Fluoride (mg/L)	GN-AP-MW-15R	0.1	n/a	2/25/2020	0.0995	No	29	68.97	n/a	0.001869	NP Inter (NDs) 1 of 2
Fluoride (mg/L)	**GN-AP-MW-16**	**0.1**	**n/a**	**2/25/2020**	**0.133**	**Yes**	**29**	**68.97**	**n/a**	**0.001869**	**NP Inter (NDs) 1 of 2**
Fluoride (mg/L)	**GN-AP-MW-17**	**0.1**	**n/a**	**2/26/2020**	**0.189**	**Yes**	**29**	**68.97**	**n/a**	**0.001869**	**NP Inter (NDs) 1 of 2**
Fluoride (mg/L)	GN-AP-MW-18	0.1	n/a	2/25/2020	0.0701	No	29	68.97	n/a	0.001869	NP Inter (NDs) 1 of 2
Fluoride (mg/L)	GN-AP-MW-19	0.1	n/a	2/18/2020	0.0557	No	29	68.97	n/a	0.001869	NP Inter (NDs) 1 of 2
Fluoride (mg/L)	GN-AP-MW-20	0.1	n/a	2/25/2020	0.0566	No	29	68.97	n/a	0.001869	NP Inter (NDs) 1 of 2
Fluoride (mg/L)	GN-AP-MW-21	0.1	n/a	2/26/2020	0.0804	No	29	68.97	n/a	0.001869	NP Inter (NDs) 1 of 2
Fluoride (mg/L)	GN-AP-MW-22	0.1	n/a	2/26/2020	0.0687	No	29	68.97	n/a	0.001869	NP Inter (NDs) 1 of 2
pH (pH)	GN-AP-MW-1	7.96	7.524	9/17/2019	7.62	No	29	0	No	0.000...	Param Inter 1 of 2
pH (pH)	**GN-AP-MW-4**	**7.96**	**7.524**	**2/18/2020**	**7.34**	**Yes**	**29**	**0**	**No**	**0.000...**	**Param Inter 1 of 2**
pH (pH)	**GN-AP-MW-5**	**7.96**	**7.524**	**2/26/2020**	**7.47**	**Yes**	**29**	**0**	**No**	**0.000...**	**Param Inter 1 of 2**
pH (pH)	GN-AP-MW-6	7.96	7.524	2/26/2020	7.8	No	29	0	No	0.000...	Param Inter 1 of 2
pH (pH)	**GN-AP-MW-7**	**7.96**	**7.524**	**2/26/2020**	**7.51**	**Yes**	**29**	**0**	**No**	**0.000...**	**Param Inter 1 of 2**
pH (pH)	**GN-AP-MW-8**	**7.96**	**7.524**	**2/25/2020**	**7.39**	**Yes**	**29**	**0**	**No**	**0.000...**	**Param Inter 1 of 2**
pH (pH)	GN-AP-MW-9	7.96	7.524	2/17/2020	7.75	No	29	0	No	0.000...	Param Inter 1 of 2
pH (pH)	GN-AP-MW-10	7.96	7.524	2/17/2020	7.61	No	29	0	No	0.000...	Param Inter 1 of 2
pH (pH)	GN-AP-MW-11	7.96	7.524	2/17/2020	7.74	No	29	0	No	0.000...	Param Inter 1 of 2
pH (pH)	**GN-AP-MW-12**	**7.96**	**7.524**	**2/18/2020**	**7.42**	**Yes**	**29**	**0**	**No**	**0.000...**	**Param Inter 1 of 2**
pH (pH)	**GN-AP-MW-13**	**7.96**	**7.524**	**2/19/2020**	**7.42**	**Yes**	**29**	**0**	**No**	**0.000...**	**Param Inter 1 of 2**
pH (pH)	**GN-AP-MW-14**	**7.96**	**7.524**	**2/19/2020**	**7.52**	**Yes**	**29**	**0**	**No**	**0.000...**	**Param Inter 1 of 2**
pH (pH)	GN-AP-MW-15R	7.96	7.524	2/25/2020	7.64	No	29	0	No	0.000...	Param Inter 1 of 2
pH (pH)	**GN-AP-MW-16**	**7.96**	**7.524**	**2/25/2020**	**8.38**	**Yes**	**29**	**0**	**No**	**0.000...**	**Param Inter 1 of 2**
pH (pH)	**GN-AP-MW-17**	**7.96**	**7.524**	**2/26/2020**	**9.61**	**Yes**	**29**	**0**	**No**	**0.000...**	**Param Inter 1 of 2**
pH (pH)	**GN-AP-MW-18**	**7.96**	**7.524**	**2/25/2020**	**6.89**	**Yes**	**29**	**0**	**No**	**0.000...**	**Param Inter 1 of 2**
pH (pH)	GN-AP-MW-19	7.96	7.524	2/18/2020	7.64	No	29	0	No	0.000...	Param Inter 1 of 2
pH (pH)	GN-AP-MW-20	7.96	7.524	2/25/2020	7.9	No	29	0	No	0.000...	Param Inter 1 of 2
pH (pH)	**GN-AP-MW-21**	**7.96**	**7.524**	**2/26/2020**	**7.43**	**Yes**	**29**	**0**	**No**	**0.000...**	**Param Inter 1 of 2**
pH (pH)	**GN-AP-MW-22**	**7.96**	**7.524**	**2/26/2020**	**7.33**	**Yes**	**29**	**0**	**No**	**0.000...**	**Param Inter 1 of 2**
Sulfate (mg/L)	**GN-AP-MW-1**	**8.797**	**n/a**	**9/17/2019**	**28.3**	**Yes**	**27**	**3.704**	**sqrt(x)**	**0.000...**	**Param Inter 1 of 2**
Sulfate (mg/L)	**GN-AP-MW-4**	**8.797**	**n/a**	**2/18/2020**	**21.4**	**Yes**	**27**	**3.704**	**sqrt(x)**	**0.000...**	**Param Inter 1 of 2**
Sulfate (mg/L)	**GN-AP-MW-5**	**8.797**	**n/a**	**2/26/2020**	**39.8**	**Yes**	**27**	**3.704**	**sqrt(x)**	**0.000...**	**Param Inter 1 of 2**
Sulfate (mg/L)	**GN-AP-MW-6**	**8.797**	**n/a**	**2/26/2020**	**178**	**Yes**	**27**	**3.704**	**sqrt(x)**	**0.000...**	**Param Inter 1 of 2**
Sulfate (mg/L)	**GN-AP-MW-7**	**8.797**	**n/a**	**2/26/2020**	**207**	**Yes**	**27**	**3.704**	**sqrt(x)**	**0.000...**	**Param Inter 1 of 2**
Sulfate (mg/L)	GN-AP-MW-8	8.797	n/a	2/25/2020	3.89	No	27	3.704	sqrt(x)	0.000...	Param Inter 1 of 2
Sulfate (mg/L)	**GN-AP-MW-9**	**8.797**	**n/a**	**2/17/2020**	**14.7**	**Yes**	**27**	**3.704**	**sqrt(x)**	**0.000...**	**Param Inter 1 of 2**
Sulfate (mg/L)	GN-AP-MW-10	8.797	n/a	2/17/2020	3.56	No	27	3.704	sqrt(x)	0.000...	Param Inter 1 of 2
Sulfate (mg/L)	**GN-AP-MW-11**	**8.797**	**n/a**	**2/17/2020**	**45.2**	**Yes**	**27**	**3.704**	**sqrt(x)**	**0.000...**	**Param Inter 1 of 2**
Sulfate (mg/L)	**GN-AP-MW-12**	**8.797**	**n/a**	**2/18/2020**	**110**	**Yes**	**27**	**3.704**	**sqrt(x)**	**0.000...**	**Param Inter 1 of 2**
Sulfate (mg/L)	GN-AP-MW-13	8.797	n/a	2/19/2020	0.571	No	27	3.704	sqrt(x)	0.000...	Param Inter 1 of 2
Sulfate (mg/L)	**GN-AP-MW-14**	**8.797**	**n/a**	**2/19/2020**	**110**	**Yes**	**27**	**3.704**	**sqrt(x)**	**0.000...**	**Param Inter 1 of 2**
Sulfate (mg/L)	**GN-AP-MW-15R**	**8.797**	**n/a**	**2/25/2020**	**326**	**Yes**	**27**	**3.704**	**sqrt(x)**	**0.000...**	**Param Inter 1 of 2**
Sulfate (mg/L)	**GN-AP-MW-16**	**8.797**	**n/a**	**2/25/2020**	**161**	**Yes**	**27**	**3.704**	**sqrt(x)**	**0.000...**	**Param Inter 1 of 2**
Sulfate (mg/L)	**GN-AP-MW-17**	**8.797**	**n/a**	**2/26/2020**	**351**	**Yes**	**27**	**3.704**	**sqrt(x)**	**0.000...**	**Param Inter 1 of 2**
Sulfate (mg/L)	**GN-AP-MW-18**	**8.797**	**n/a**	**2/25/2020**	**210**	**Yes**	**27**	**3.704**	**sqrt(x)**	**0.000...**	**Param Inter 1 of 2**
Sulfate (mg/L)	**GN-AP-MW-19**	**8.797**	**n/a**	**2/18/2020**	**25.6**	**Yes**	**27**	**3.704**	**sqrt(x)**	**0.000...**	**Param Inter 1 of 2**
Sulfate (mg/L)	**GN-AP-MW-20**	**8.797**	**n/a**	**2/25/2020**	**674**	**Yes**	**27**	**3.704**	**sqrt(x)**	**0.000...**	**Param Inter 1 of 2**
Sulfate (mg/L)	**GN-AP-MW-21**	**8.797**	**n/a**	**2/26/2020**	**199**	**Yes**	**27**	**3.704**	**sqrt(x)**	**0.000...**	**Param Inter 1 of 2**
Sulfate (mg/L)	**GN-AP-MW-22**	**8.797**	**n/a**	**2/26/2020**	**196**	**Yes**	**27**	**3.704**	**sqrt(x)**	**0.000...**	**Param Inter 1 of 2**
TDS (mg/L)	**GN-AP-MW-1**	**186.4**	**n/a**	**9/17/2019**	**285**	**Yes**	**27**	**0**	**No**	**0.000...**	**Param Inter 1 of 2**
TDS (mg/L)	**GN-AP-MW-4**	**186.4**	**n/a**	**2/18/2020**	**274**	**Yes**	**27**	**0**	**No**	**0.000...**	**Param Inter 1 of 2**
TDS (mg/L)	**GN-AP-MW-5**	**186.4**	**n/a**	**2/26/2020**	**228**	**Yes**	**27**	**0**	**No**	**0.000...**	**Param Inter 1 of 2**
TDS (mg/L)	**GN-AP-MW-6**	**186.4**	**n/a**	**2/26/2020**	**455**	**Yes**	**27**	**0**	**No**	**0.000...**	**Param Inter 1 of 2**
TDS (mg/L)	**GN-AP-MW-7**	**186.4**	**n/a**	**2/26/2020**	**490**	**Yes**	**27**	**0**	**No**	**0.000...**	**Param Inter 1 of 2**
TDS (mg/L)	**GN-AP-MW-8**	**186.4**	**n/a**	**2/25/2020**	**252**	**Yes**	**27**	**0**	**No**	**0.000...**	**Param Inter 1 of 2**
TDS (mg/L)	**GN-AP-MW-9**	**186.4**	**n/a**	**2/17/2020**	**211**	**Yes**	**27**	**0**	**No**	**0.000...**	**Param Inter 1 of 2**
TDS (mg/L)	GN-AP-MW-10	186.4	n/a	2/17/2020	170	No	27	0	No	0.000...	Param Inter 1 of 2
TDS (mg/L)	**GN-AP-MW-11**	**186.4**	**n/a**	**2/17/2020**	**209**	**Yes**	**27**	**0**	**No**	**0.000...**	**Param Inter 1 of 2**
TDS (mg/L)	**GN-AP-MW-12**	**186.4**	**n/a**	**2/18/2020**	**378**	**Yes**	**27**	**0**	**No**	**0.000...**	**Param Inter 1 of 2**
TDS (mg/L)	**GN-AP-MW-13**	**186.4**	**n/a**	**2/19/2020**	**206**	**Yes**	**27**	**0**	**No**	**0.000...**	**Param Inter 1 of 2**
TDS (mg/L)	**GN-AP-MW-14**	**186.4**	**n/a**	**2/19/2020**	**363**	**Yes**	**27**	**0**	**No**	**0.000...**	**Param Inter 1 of 2**
TDS (mg/L)	**GN-AP-MW-15R**	**186.4**	**n/a**	**2/25/2020**	**674**	**Yes**	**27**	**0**	**No**	**0.000...**	**Param Inter 1 of 2**
TDS (mg/L)	**GN-AP-MW-16**	**186.4**	**n/a**	**2/25/2020**	**284**	**Yes**	**27**	**0**	**No**	**0.000...**	**Param Inter 1 of 2**
TDS (mg/L)	**GN-AP-MW-17**	**186.4**	**n/a**	**2/26/2020**	**561**	**Yes**	**27**	**0**	**No**	**0.000...**	**Param Inter 1 of 2**
TDS (mg/L)	**GN-AP-MW-18**	**186.4**	**n/a**	**2/25/2020**	**578**	**Yes**	**27**	**0**	**No**	**0.000...**	**Param Inter 1 of 2**

Interwell Prediction Limits - All Results

Plant Gaston Client: Southern Company Data: Gaston Ash Pond Printed 7/23/2020, 11:08 AM

Constituent	Well	Upper Lim.	Lower Lim.	Date	Observ.	Sig.	Bg N	%NDs	Transform	Alpha	Method
TDS (mg/L)	**GN-AP-MW-19**	**186.4**	**n/a**	**2/18/2020**	**215**	**Yes**	**27**	**0**	**No**	**0.000...**	**Param Inter 1 of 2**
TDS (mg/L)	**GN-AP-MW-20**	**186.4**	**n/a**	**2/25/2020**	**930**	**Yes**	**27**	**0**	**No**	**0.000...**	**Param Inter 1 of 2**
TDS (mg/L)	**GN-AP-MW-21**	**186.4**	**n/a**	**2/26/2020**	**490**	**Yes**	**27**	**0**	**No**	**0.000...**	**Param Inter 1 of 2**
TDS (mg/L)	**GN-AP-MW-22**	**186.4**	**n/a**	**2/26/2020**	**497**	**Yes**	**27**	**0**	**No**	**0.000...**	**Param Inter 1 of 2**

Sanitas™ v.9.6.24 Sanitas software licensed to Southern Company. UG
Hollow symbols indicate censored values.

Exceeds Limit: GN-AP-MW-4, GN-AP-MW-5, GN-AP-MW-6, GN-AP-MW-7, GN-AP-MW-11, GN-AP-MW-12, GN-AP-MW-15R,..

Prediction Limit

Interwell Non-parametric

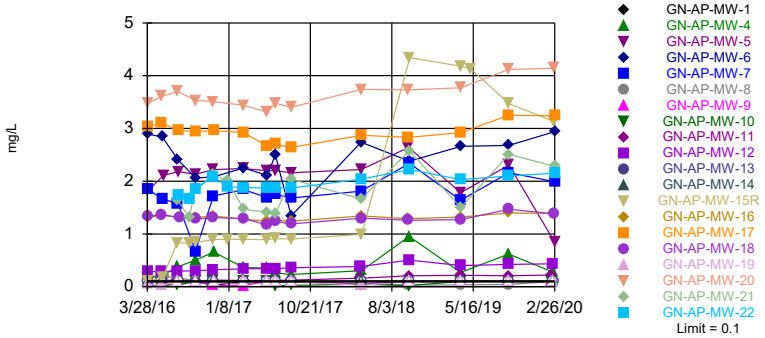

Non-parametric test used in lieu of parametric prediction limit because censored data exceeded 50%. All background values (n = 27) were censored; limit is most recent reporting limit. Annual per-constituent alpha = 0.08117. Individual comparison alpha = 0.002114 (1 of 2). Comparing 20 points to limit.

Constituent: Boron Analysis Run 7/23/2020 11:06 AM View: Interwell PL
Plant Gaston Client: Southern Company Data: Gaston Ash Pond

Sanitas™ v.9.6.24 Sanitas software licensed to Southern Company. UG

Exceeds Limit: GN-AP-MW-1, GN-AP-MW-4, GN-AP-MW-5, GN-AP-MW-6, GN-AP-MW-7, GN-AP-MW-8, GN-AP-MW-10,..

Prediction Limit

Interwell Parametric

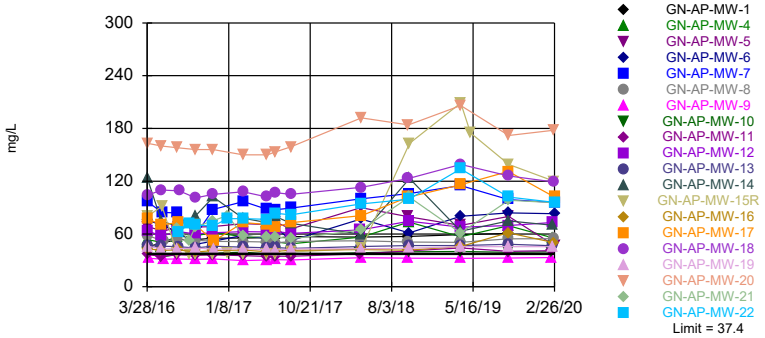

Background Data Summary: Mean=32.23, Std. Dev.=2.186, n=26. Normality test: Shapiro Wilk @alpha = 0.01, calculated = 0.954, critical = 0.891. Kappa = 2.368 (c=7, w=20, 1 of 2, event alpha = 0.05132). Report alpha = 0.007498. Individual comparison alpha = 0.0003762. Comparing 20 points to limit.

Constituent: Calcium Analysis Run 7/23/2020 11:06 AM View: Interwell PL
Plant Gaston Client: Southern Company Data: Gaston Ash Pond

Sanitas™ v.9.6.24 Sanitas software licensed to Southern Company. UG
Hollow symbols indicate censored values.

Exceeds Limit: GN-AP-MW-4, GN-AP-MW-5, GN-AP-MW-6, GN-AP-MW-7, GN-AP-MW-9, GN-AP-MW-11, GN-AP-MW-12,..

Prediction Limit

Interwell Parametric

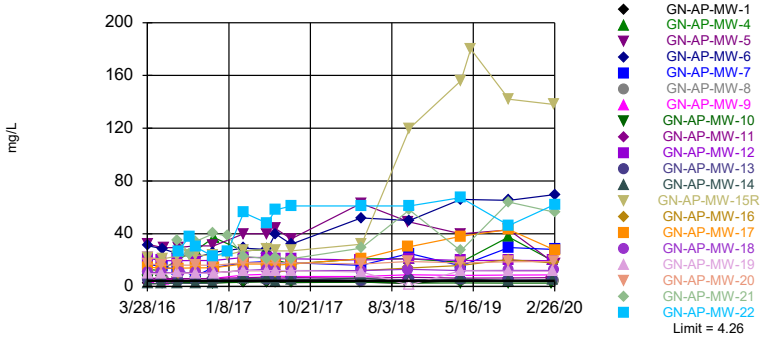

Background Data Summary (based on natural log transformation): Mean=0.6825, Std. Dev.=0.3255, n=27, 3.704% NDs. Normality test: Shapiro Wilk @alpha = 0.01, calculated = 0.8998, critical = 0.894. Kappa = 2.356 (c=7, w=20, 1 of 2, event alpha = 0.05132). Report alpha = 0.007498. Individual comparison alpha = 0.0003762. Comparing 20 points to limit.

Constituent: Chloride Analysis Run 7/23/2020 11:06 AM View: Interwell PL
Plant Gaston Client: Southern Company Data: Gaston Ash Pond

Sanitas™ v.9.6.24 Sanitas software licensed to Southern Company. UG
Hollow symbols indicate censored values.

Exceeds Limit: GN-AP-MW-9, GN-AP-MW-14, GN-AP-MW-16, GN-AP-MW-17

Prediction Limit

Interwell Non-parametric

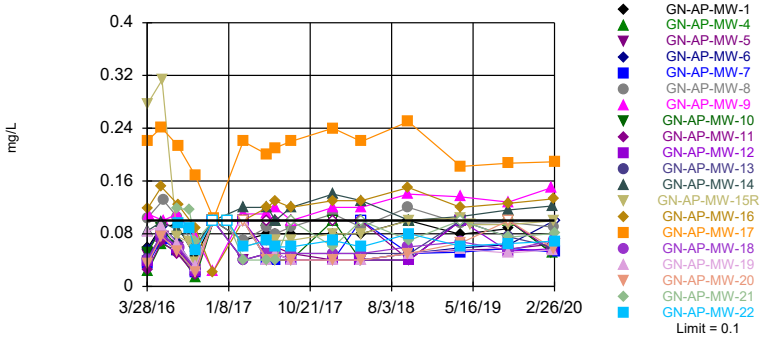

Non-parametric test used in lieu of parametric prediction limit because censored data exceeded 50%. Limit is highest of 29 background values. 68.97% NDs. Annual per-constituent alpha = 0.0721. Individual comparison alpha = 0.001869 (1 of 2). Comparing 20 points to limit.

Constituent: Fluoride Analysis Run 7/23/2020 11:06 AM View: Interwell PL
Plant Gaston Client: Southern Company Data: Gaston Ash Pond

Prediction Limit

Constituent: Boron (mg/L) Analysis Run 7/23/2020 11:08 AM View: Interwell PL

Plant Gaston Client: Southern Company Data: Gaston Ash Pond

	GN-AP-MW-15R	GN-AP-MW-14	GN-AP-MW-2 (bg)	GN-AP-MW-3 (bg)	GN-AP-MW-19	GN-AP-MW-1	GN-AP-MW-18	GN-AP-MW-17	GN-AP-MW-16
3/28/2016	0.103	<0.1	<0.1	<0.1	0.0538 (J)				
3/29/2016						<0.1	1.33	3.04	1.32
3/30/2016									
4/4/2016									
5/17/2016		<0.1		<0.1			1.37	3.1	1.35
5/18/2016			<0.1		0.0252 (J)				
5/19/2016	0.169					<0.1			
5/23/2016									
7/11/2016	0.829	<0.1	<0.1	<0.1					
7/12/2016						<0.1			
7/13/2016					<0.1				
7/14/2016								2.96	1.32
7/18/2016							1.31		
8/22/2016	0.835								
9/12/2016									
9/13/2016		<0.1			<0.1	<0.1		2.94	1.31
9/14/2016	0.838		<0.1	<0.1			1.28		
11/14/2016							1.31		1.34
11/15/2016	0.894	<0.1				0.0246 (J)			
11/16/2016			<0.1	<0.1	<0.1			2.96	
1/3/2017	0.897								
2/27/2017	0.897	<0.1			<0.1				
2/28/2017						<0.1	1.29	2.92	1.28
3/1/2017			<0.1	<0.1					
5/22/2017	0.892				<0.1				
5/23/2017			<0.1	<0.1		<0.1			
5/24/2017		<0.1					1.17	2.66	1.24
6/19/2017			<0.1	<0.1		<0.1	1.24	2.7	1.26
6/20/2017	0.91								
6/21/2017		<0.1			<0.1				
8/14/2017	0.906				<0.1		1.19	2.64	1.24
8/15/2017		<0.1	<0.1	<0.1		<0.1			
8/16/2017									
4/16/2018									
4/17/2018						0.0459 (J)			
4/19/2018	0.991	<0.1	<0.1	<0.1	0.0258 (J)		1.3	2.87	1.34
10/1/2018						<0.1	1.26	2.83	1.29
10/2/2018					<0.1				
10/3/2018			<0.1	<0.1					
10/4/2018									
10/5/2018	4.34	<0.1							
4/1/2019			<0.1		<0.1	<0.1			
4/2/2019				<0.1					
4/3/2019	4.18	<0.1					1.27	2.92	1.32
5/7/2019	4.13								
9/16/2019									1.4
9/17/2019		<0.1		<0.1		<0.1		3.25	
9/18/2019	3.47		<0.1		<0.1		1.47		
2/17/2020									
2/18/2020					<0.1				
2/19/2020		<0.1		<0.1					
2/25/2020	3.13						1.38		1.39

Prediction Limit

Constituent: Boron (mg/L) Analysis Run 7/23/2020 11:08 AM View: Interwell PL

Plant Gaston Client: Southern Company Data: Gaston Ash Pond

	GN-AP-MW-15R	GN-AP-MW-14	GN-AP-MW-2 (bg)	GN-AP-MW-3 (bg)	GN-AP-MW-19	GN-AP-MW-1	GN-AP-MW-18	GN-AP-MW-17	GN-AP-MW-16
2/26/2020								3.24	

Prediction Limit

Constituent: Boron (mg/L) Analysis Run 7/23/2020 11:08 AM View: Interwell PL

Plant Gaston Client: Southern Company Data: Gaston Ash Pond

	GN-AP-MW-20	GN-AP-MW-8	GN-AP-MW-13	GN-AP-MW-10	GN-AP-MW-4	GN-AP-MW-7	GN-AP-MW-6	GN-AP-MW-11	GN-AP-MW-12
3/28/2016									
3/29/2016	3.48	0.161							
3/30/2016			<0.1	0.0291 (J)	0.193	1.85	2.89	0.112	0.287
4/4/2016									
5/17/2016				0.0466 (J)	0.201				
5/18/2016	3.61		<0.1					0.118	0.286
5/19/2016						1.66	2.84		
5/23/2016		0.197							
7/11/2016					0.375				
7/12/2016		0.17							
7/13/2016	3.7			0.0305 (J)		1.58	2.41	0.125	0.299
7/14/2016			<0.1						
7/18/2016									
8/22/2016									
9/12/2016			0.0762 (J)						0.302
9/13/2016		0.114		<0.1		0.674	2.06	0.108	
9/14/2016	3.53				0.507				
11/14/2016	3.51		<0.1					0.126	0.323
11/15/2016		0.0853 (J)		<0.1		1.72	2.08		
11/16/2016					0.655				
1/3/2017									
2/27/2017									
2/28/2017	3.44	0.0452 (J)	<0.1	<0.1	0.364			0.12	0.336
3/1/2017						1.84	2.25		
5/22/2017				<0.1				0.116	
5/23/2017						1.69	2.11		
5/24/2017	3.31	0.113	<0.1		0.352				0.342
6/19/2017	3.48			0.0204 (J)				0.12	
6/20/2017		0.0853 (J)				1.75	2.5		
6/21/2017			<0.1		0.263				0.342
8/14/2017	3.4		<0.1	0.0242 (J)				0.124	0.359
8/15/2017		0.0862 (J)			0.23	1.68	1.34		
8/16/2017									
4/16/2018				0.0466 (J)				0.163	0.384
4/17/2018		0.0649 (J)				1.81	2.74		
4/19/2018	3.74		<0.1		0.305				
10/1/2018	3.73	0.03 (J)							
10/2/2018				0.0228 (J)					
10/3/2018					0.952				
10/4/2018						2.34	2.38	0.206	0.503
10/5/2018			<0.1						
4/1/2019		0.0345 (J)							
4/2/2019					0.271	1.64	2.66		
4/3/2019	3.77		<0.1	<0.1				0.216	0.401
5/7/2019									
9/16/2019				<0.1				0.207	0.423
9/17/2019		0.0439 (J)	<0.1		0.619				
9/18/2019	4.12					2.16	2.68		
2/17/2020				<0.1				0.221	
2/18/2020					0.281				0.433
2/19/2020			<0.1						
2/25/2020	4.14	<0.1							

Prediction Limit

Constituent: Boron (mg/L) Analysis Run 7/23/2020 11:08 AM View: Interwell PL

Plant Gaston Client: Southern Company Data: Gaston Ash Pond

	GN-AP-MW-20	GN-AP-MW-8	GN-AP-MW-13	GN-AP-MW-10	GN-AP-MW-4	GN-AP-MW-7	GN-AP-MW-6	GN-AP-MW-11	GN-AP-MW-12
2/26/2020						1.99	2.94		

Prediction Limit

Constituent: Boron (mg/L) Analysis Run 7/23/2020 11:08 AM View: Interwell PL

Plant Gaston Client: Southern Company Data: Gaston Ash Pond

	GN-AP-MW-5	GN-AP-MW-9	GN-AP-MW-21	GN-AP-MW-22
3/28/2016				
3/29/2016				
3/30/2016	1.82			
4/4/2016		<0.1		
5/17/2016				
5/18/2016				
5/19/2016				
5/23/2016	2.11	<0.1		
7/11/2016				
7/12/2016		<0.1		
7/13/2016			1.63	
7/14/2016	2.18			1.73
7/18/2016				
8/22/2016			1.32	1.66
9/12/2016				
9/13/2016	2.13	<0.1	1.85	1.85
9/14/2016				
11/14/2016				
11/15/2016	2.22	0.0256 (J)	2.12	2.09
11/16/2016				
1/3/2017			2.01	1.89
2/27/2017				
2/28/2017		0.021 (J)		
3/1/2017	2.24		1.47	1.88
5/22/2017				
5/23/2017	2.2		1.41	1.87
5/24/2017		<0.1		
6/19/2017				
6/20/2017	2.2	<0.1	1.38	1.88
6/21/2017				
8/14/2017				
8/15/2017	2.16		2.04	1.87
8/16/2017		<0.1 (U*)		
4/16/2018				
4/17/2018	2.22	0.0386 (J)	1.66	2.04
4/19/2018				
10/1/2018	2.64	<0.1		
10/2/2018				
10/3/2018				
10/4/2018			2.58	2.22
10/5/2018				
4/1/2019		<0.1		
4/2/2019	1.78		1.5	2.03
4/3/2019				
5/7/2019				
9/16/2019				
9/17/2019		<0.1		
9/18/2019	2.31		2.51	2.1
2/17/2020		<0.1		
2/18/2020				
2/19/2020				
2/25/2020				

Prediction Limit

Constituent: Boron (mg/L) Analysis Run 7/23/2020 11:08 AM View: Interwell PL

Plant Gaston Client: Southern Company Data: Gaston Ash Pond

	GN-AP-MW-5	GN-AP-MW-9	GN-AP-MW-21	GN-AP-MW-22
2/26/2020	0.84		2.28	2.15

Prediction Limit

Constituent: Calcium (mg/L) Analysis Run 7/23/2020 11:08 AM View: Interwell PL

Plant Gaston Client: Southern Company Data: Gaston Ash Pond

	GN-AP-MW-14	GN-AP-MW-3 (bg)	GN-AP-MW-2 (bg)	GN-AP-MW-15R	GN-AP-MW-19	GN-AP-MW-1	GN-AP-MW-16	GN-AP-MW-17	GN-AP-MW-18
3/28/2016	124	31.6	34.2	79.7	46				
3/29/2016						45.6	43.2	77.4	104
3/30/2016									
4/4/2016									
5/17/2016	74.6	29.6					41.4	70.3	110
5/18/2016			32.6		42.9				
5/19/2016				91.5		49.7			
5/23/2016									
7/11/2016	68.9	30	32.5	38.1					
7/12/2016						53.8			
7/13/2016					43.1				
7/14/2016							41.9	73	
7/18/2016									109
8/22/2016				37.3					
9/12/2016									
9/13/2016	80.3				44.1	53.5	39.6	70.7	
9/14/2016		30.6	32.1	36.5					101
11/14/2016							41		105
11/15/2016	102			36.8		55.1			
11/16/2016		30.4	33.4		42.7			51.7	
1/3/2017				38					
2/27/2017	77.9			36.8	43.1				
2/28/2017						55.3	41.8	73.1	108
3/1/2017		<0.5 (o)	33.3						
5/22/2017				36.9	41.9				
5/23/2017		30.1	32.7			55.7			
5/24/2017	72.9						39.8	70.6	102
6/19/2017		29.9	32.6			55.1	40.2	67.7	107
6/20/2017				36.9					
6/21/2017	80				41.8				
8/14/2017				39.5	43		41.3	72.8	105
8/15/2017	72.1	28.1	31.5			57			
8/16/2017									
4/16/2018									
4/17/2018						56.4			
4/19/2018	59.6	31.2	34.2	43.4	43.2		42.3	80.8	113
10/1/2018						57.2	41.5	102	123
10/2/2018					43.8				
10/3/2018		32.3	38.6						
10/4/2018									
10/5/2018	123			163					
4/1/2019			35.8		45.6	59.2			
4/2/2019		31.6							
4/3/2019	63.1			209			45.7	116	139
5/7/2019				175					
9/16/2019							61.3		
9/17/2019	74.9	31.7				60.7		131	
9/18/2019			35	139	45.6				126
2/17/2020									
2/18/2020					45.5				
2/19/2020	69.9	32.3							
2/25/2020				120			50		119

Prediction Limit

Constituent: Calcium (mg/L) Analysis Run 7/23/2020 11:08 AM View: Interwell PL

Plant Gaston Client: Southern Company Data: Gaston Ash Pond

	GN-AP-MW-14	GN-AP-MW-3 (bg)	GN-AP-MW-2 (bg)	GN-AP-MW-15R	GN-AP-MW-19	GN-AP-MW-1	GN-AP-MW-16	GN-AP-MW-17	GN-AP-MW-18
2/26/2020								102	

Prediction Limit

Constituent: Calcium (mg/L) Analysis Run 7/23/2020 11:08 AM View: Interwell PL

Plant Gaston Client: Southern Company Data: Gaston Ash Pond

	GN-AP-MW-20	GN-AP-MW-8	GN-AP-MW-4	GN-AP-MW-11	GN-AP-MW-12	GN-AP-MW-13	GN-AP-MW-5	GN-AP-MW-7	GN-AP-MW-6
3/28/2016									
3/29/2016	163	58.2							
3/30/2016			53.6	36.4	63.4	46.6	68.3	96.4	75.7
4/4/2016									
5/17/2016			50.5						
5/18/2016	160			34.7	57.5	46.1			
5/19/2016								84.5	69.7
5/23/2016		52.1					63.1		
7/11/2016			56.5						
7/12/2016		53.6							
7/13/2016	158			36.4	62.9			84	62.7
7/14/2016						45.6	67.7		
7/18/2016									
8/22/2016									
9/12/2016					60.1	44.1			
9/13/2016		53		35.6			67.8	58.2	48.3
9/14/2016	156		58						
11/14/2016	156			36.2	61.4	46			
11/15/2016		51.5					68.4	87.9	51.8
11/16/2016			61.8						
1/3/2017									
2/27/2017									
2/28/2017	150	51.4	56.8	35.4	62.6	45			
3/1/2017							71.8	96.8	58.4
5/22/2017				34.4					
5/23/2017							70.6	88	54.8
5/24/2017	150	50.8	55.5		62.3	44.3			
6/19/2017	153			34.8					
6/20/2017		49.8					73.8	87.5	67.9
6/21/2017			51		63	44.7			
8/14/2017	159			34.6	60.6	43.5			
8/15/2017		51.6	48.9				65.7	89.4	52.5
8/16/2017									
4/16/2018				37.4	64.6				
4/17/2018		52.2					90	100	77.1
4/19/2018	192		56.5			45.8			
10/1/2018	184	50.8					79.6		
10/2/2018									
10/3/2018			73.5						
10/4/2018				40.8	74.5			106	61.2
10/5/2018						46.8			
4/1/2019		50.5							
4/2/2019			56.9				69.8	115	80.1
4/3/2019	206			44.1	67.8	46.9			
5/7/2019									
9/16/2019				40.2	69.5				
9/17/2019		54.5	69.3			48.3			
9/18/2019	172						79.9	99.1	83.9
2/17/2020				41					
2/18/2020			55.8		73.1				
2/19/2020						46.7			
2/25/2020	178	54.7							

Prediction Limit

Constituent: Calcium (mg/L) Analysis Run 7/23/2020 11:08 AM View: Interwell PL

Plant Gaston Client: Southern Company Data: Gaston Ash Pond

	GN-AP-MW-20	GN-AP-MW-8	GN-AP-MW-4	GN-AP-MW-11	GN-AP-MW-12	GN-AP-MW-13	GN-AP-MW-5	GN-AP-MW-7	GN-AP-MW-6
2/26/2020							46.8	95.8	83.1

Prediction Limit

Constituent: Calcium (mg/L) Analysis Run 7/23/2020 11:08 AM View: Interwell PL

Plant Gaston Client: Southern Company Data: Gaston Ash Pond

	GN-AP-MW-10	GN-AP-MW-9	GN-AP-MW-21	GN-AP-MW-22
3/28/2016				
3/29/2016				
3/30/2016	38.2			
4/4/2016		32.3		
5/17/2016	33.9			
5/18/2016				
5/19/2016				
5/23/2016		31.3		
7/11/2016				
7/12/2016		31.6		
7/13/2016	36.7		66.6	
7/14/2016				61.5
7/18/2016				
8/22/2016			52.8	71.3
9/12/2016				
9/13/2016	38.1	31.2	68	70.3
9/14/2016				
11/14/2016				
11/15/2016	38	31.5	75.2	69
11/16/2016				
1/3/2017			80.9	77.4
2/27/2017				
2/28/2017	39.4	29.7		
3/1/2017			58	77.4
5/22/2017	37.4			
5/23/2017			56.3	76.6
5/24/2017		30.4		
6/19/2017	37.4			
6/20/2017		30.8	56.8	83.6
6/21/2017				
8/14/2017	36.4			
8/15/2017			54.5	81.8
8/16/2017		30.5		
4/16/2018	38.7			
4/17/2018		32.9	64.5	94.1
4/19/2018				
10/1/2018		32.4		
10/2/2018	39.7			
10/3/2018				
10/4/2018			102	99.5
10/5/2018				
4/1/2019		32.3		
4/2/2019			61.1	134
4/3/2019	40			
5/7/2019				
9/16/2019	39.1			
9/17/2019		32.7		
9/18/2019			98.3	102
2/17/2020	39.7	33.2		
2/18/2020				
2/19/2020				
2/25/2020				

Prediction Limit

Constituent: Calcium (mg/L) Analysis Run 7/23/2020 11:08 AM View: Interwell PL

Plant Gaston Client: Southern Company Data: Gaston Ash Pond

	GN-AP-MW-10	GN-AP-MW-9	GN-AP-MW-21	GN-AP-MW-22
2/26/2020			95.5	95.9

Prediction Limit

Constituent: Chloride (mg/L) Analysis Run 7/23/2020 11:08 AM View: Interwell PL

Plant Gaston Client: Southern Company Data: Gaston Ash Pond

	GN-AP-MW-15R	GN-AP-MW-14	GN-AP-MW-2 (bg)	GN-AP-MW-3 (bg)	GN-AP-MW-19	GN-AP-MW-1	GN-AP-MW-18	GN-AP-MW-17	GN-AP-MW-16
3/28/2016	21.9	2.11	1.73	2.48	9.86				
3/29/2016						2.16	11.1	14.7	10.8
3/30/2016									
4/4/2016									
5/17/2016		2.38		1.9			10.3	13.8	10
5/18/2016			1.4		9.4				
5/19/2016	20.9					2.11			
5/23/2016									
7/11/2016	23	2.42	1.73	1.93					
7/12/2016						2.93			
7/13/2016					10.3				
7/14/2016								13.8	10.1
7/18/2016							10.3		
8/22/2016	23.3								
9/12/2016									
9/13/2016		2.34			9.68	2.91		14.1	10.4
9/14/2016	23.6		2.24	1.77			10.3		
11/14/2016							10.3		10.4
11/15/2016	23.8	2.55				2.72			
11/16/2016			3.57	1.98	10.2			14.2	
1/3/2017	24.1								
2/27/2017	27	5.8			12				
2/28/2017						3.5	12	17	12
3/1/2017			3.4	2.3					
5/22/2017	28				12				
5/23/2017			2.4	2.2		3.7			
5/24/2017		5.9					13	17	12
6/19/2017			1.9 (J)	1.7 (J)		3.2	12	16	11
6/20/2017	27								
6/21/2017		3.6			12				
8/14/2017	27				12		12	17	12
8/15/2017		4.9	5.4	2.1		2.9			
8/16/2017									
4/16/2018									
4/17/2018						3.3			
4/19/2018	32	6.5	1.8 (J)	1.7 (J)	11		12	21	12
10/1/2018						2.3	13	30	14
10/2/2018					<2				
10/3/2018			<2	1.7 (J)					
10/4/2018									
10/5/2018	120	3.5							
4/1/2019			1.36		11.9	4.75			
4/2/2019				1.65					
4/3/2019	156	5.72					12.1	38	15.9
5/7/2019	180								
9/16/2019									20.4
9/17/2019		4.16		1.93		4.14		43.2	
9/18/2019	142		1.53		11.6		12.2		
2/17/2020									
2/18/2020					11.4				
2/19/2020		4.9		1.81					
2/25/2020	138						12.2		17.7

Prediction Limit

Constituent: Chloride (mg/L) Analysis Run 7/23/2020 11:08 AM View: Interwell PL

Plant Gaston Client: Southern Company Data: Gaston Ash Pond

	GN-AP-MW-15R	GN-AP-MW-14	GN-AP-MW-2 (bg)	GN-AP-MW-3 (bg)	GN-AP-MW-19	GN-AP-MW-1	GN-AP-MW-18	GN-AP-MW-17	GN-AP-MW-16
2/26/2020								27.7	

Prediction Limit

Constituent: Chloride (mg/L) Analysis Run 7/23/2020 11:08 AM View: Interwell PL

Plant Gaston Client: Southern Company Data: Gaston Ash Pond

	GN-AP-MW-20	GN-AP-MW-8	GN-AP-MW-13	GN-AP-MW-10	GN-AP-MW-4	GN-AP-MW-7	GN-AP-MW-6	GN-AP-MW-11	GN-AP-MW-12
3/28/2016									
3/29/2016	17.2	5.14							
3/30/2016			4.69	4.59	12.9	16.9	30.8	6.36	21.4
4/4/2016									
5/17/2016				3.94	12				
5/18/2016	16.2		4.35					5.93	19.6
5/19/2016						14.9	28.7		
5/23/2016		5.03							
7/11/2016					20.3				
7/12/2016		4.66							
7/13/2016	16.2			3.32		12.6	24.8	5.93	19.6
7/14/2016			4.33						
7/18/2016									
8/22/2016									
9/12/2016			4.4						19.7
9/13/2016		3.98		2.91		8.09	21.7	5.92	
9/14/2016	16.2				27.3				
11/14/2016	16.1		4.76					5.95	19.7
11/15/2016		3.71		2.75		14.3	25.9		
11/16/2016					37.1				
1/3/2017									
2/27/2017									
2/28/2017	18	5.2	6.1	3.2	27			6.7	22
3/1/2017						18	29		
5/22/2017				3.7				7.1	
5/23/2017						19	28		
5/24/2017	18	5.4	5.4		28				22
6/19/2017	18			3.7				6.2	
6/20/2017		5				18	40		
6/21/2017			5.2		20				21
8/14/2017	18		5.6	3.1				6.7	21
8/15/2017		4.6			17	18	32		
8/16/2017									
4/16/2018				3.3				6.2	20
4/17/2018		3.6				16	52		
4/19/2018	17		4.6		21				
10/1/2018	19	3.9							
10/2/2018				2.6					
10/3/2018					21				
10/4/2018						25	50	6.9	21
10/5/2018			5.1						
4/1/2019		3.9							
4/2/2019					18.3	15.7	66		
4/3/2019	17.9		4.85	2.7				6.35	19.7
5/7/2019									
9/16/2019				2.54				6.49	19.8
9/17/2019		3.96	4.83		37.5				
9/18/2019	18.7					29.5	65.3		
2/17/2020				2.61				6.66	
2/18/2020					19.6				19.6
2/19/2020			5.02						
2/25/2020	19	3.81							

Prediction Limit

Constituent: Chloride (mg/L) Analysis Run 7/23/2020 11:08 AM View: Interwell PL

Plant Gaston Client: Southern Company Data: Gaston Ash Pond

	GN-AP-MW-20	GN-AP-MW-8	GN-AP-MW-13	GN-AP-MW-10	GN-AP-MW-4	GN-AP-MW-7	GN-AP-MW-6	GN-AP-MW-11	GN-AP-MW-12
2/26/2020						28	69.7		

Prediction Limit

Constituent: Chloride (mg/L) Analysis Run 7/23/2020 11:08 AM View: Interwell PL

Plant Gaston Client: Southern Company Data: Gaston Ash Pond

	GN-AP-MW-5	GN-AP-MW-9	GN-AP-MW-21	GN-AP-MW-22
3/28/2016				
3/29/2016				
3/30/2016	31.9			
4/4/2016		5.89		
5/17/2016				
5/18/2016				
5/19/2016				
5/23/2016	29.4	5.2		
7/11/2016				
7/12/2016		5.71		
7/13/2016			34.8	
7/14/2016	29.5			26.9
7/18/2016				
8/22/2016			25.1	37.6
9/12/2016				
9/13/2016	30.8	5.88	34.1	30
9/14/2016				
11/14/2016				
11/15/2016	30.7	6.04	40.1	22.7
11/16/2016				
1/3/2017			38.5	26.5
2/27/2017				
2/28/2017		8.6		
3/1/2017	40		23	56
5/22/2017				
5/23/2017	40		21	48
5/24/2017		9.3		
6/19/2017				
6/20/2017	44	7.8	22	58
6/21/2017				
8/14/2017				
8/15/2017	36		21	61
8/16/2017		7.6		
4/16/2018				
4/17/2018	63	7.5	29	61
4/19/2018				
10/1/2018	49	8.9		
10/2/2018				
10/3/2018				
10/4/2018			58	61
10/5/2018				
4/1/2019		8.42		
4/2/2019	39.9		27	67.3
4/3/2019				
5/7/2019				
9/16/2019				
9/17/2019		8.59		
9/18/2019	42.8		64	46.3
2/17/2020		8.74		
2/18/2020				
2/19/2020				
2/25/2020				

Prediction Limit

Constituent: Chloride (mg/L) Analysis Run 7/23/2020 11:08 AM View: Interwell PL

Plant Gaston Client: Southern Company Data: Gaston Ash Pond

	GN-AP-MW-5	GN-AP-MW-9	GN-AP-MW-21	GN-AP-MW-22
2/26/2020	17.5		56.3	62.2

Prediction Limit

Constituent: Fluoride (mg/L) Analysis Run 7/23/2020 11:08 AM View: Interwell PL

Plant Gaston Client: Southern Company Data: Gaston Ash Pond

	GN-AP-MW-14	GN-AP-MW-2 (bg)	GN-AP-MW-3 (bg)	GN-AP-MW-19	GN-AP-MW-15R	GN-AP-MW-1	GN-AP-MW-17	GN-AP-MW-18	GN-AP-MW-16
3/28/2016	0.084 (J)	0.028 (J)	0.032 (J)	0.083 (J)	0.276 (J)				
3/29/2016						0.058 (J)	0.221 (J)	0.04 (J)	0.118 (J)
3/30/2016									
4/4/2016									
5/17/2016	0.098 (J)		0.068 (J)				0.241 (J)	0.079 (J)	0.151 (J)
5/18/2016		0.064 (J)		0.092 (J)					
5/19/2016					0.313	0.093 (J)			
5/23/2016									
7/11/2016	0.086 (J)	0.054 (J)	0.057 (J)		0.076 (J)				
7/12/2016						0.092 (J)			
7/13/2016				0.064 (J)					
7/14/2016							0.213 (J)		0.124 (J)
7/18/2016								0.058 (J)	
8/22/2016					0.067 (J)				
9/12/2016									
9/13/2016	0.061 (J)			0.03 (J)		0.045 (J)	0.168 (J)		0.089 (J)
9/14/2016		0.016 (J)	0.017 (J)		0.036 (J)			0.025 (J)	
11/14/2016								<0.1	0.022 (J)
11/15/2016	<0.1				<0.1	<0.1			
11/16/2016		<0.1	<0.1	<0.1			0.103 (J)		
1/3/2017					<0.1				
2/27/2017	0.12			<0.1	0.06 (J)				
2/28/2017						0.07 (J)	0.22	0.04 (J)	0.1
3/1/2017		<0.1	<0.1						
5/22/2017				0.04 (J)	0.07 (J)				
5/23/2017		<0.1	<0.1			0.08 (J)			
5/24/2017	0.12						0.2	0.05 (J)	0.12
6/19/2017		<0.1	<0.1			0.08 (J)	0.21	0.05 (J)	0.13
6/20/2017					0.07 (J)				
6/21/2017	0.1			0.05 (J)					
8/14/2017				0.04 (J)	0.07 (J)		0.22	0.05 (J)	0.12
8/15/2017	0.12	<0.1	<0.1			0.08 (J)			
8/16/2017									
1/9/2018	0.14				0.08 (J)		0.24	0.05 (J)	0.13
1/10/2018		<0.1	<0.1	0.04 (J)		0.08 (J)			
4/16/2018									
4/17/2018						0.08 (J)			
4/19/2018	0.13	<0.1	<0.1	0.04 (J)	0.08 (J)		0.22	0.05 (J)	0.13
10/1/2018						0.1	0.25	0.06 (J)	0.15
10/2/2018				0.05 (J)					
10/3/2018		0.04 (J)	<0.1						
10/4/2018									
10/5/2018	0.1				0.1				
4/1/2019		<0.1		0.0563 (J)		0.0791 (J)			
4/2/2019			<0.1						
4/3/2019	0.106				0.104		0.182	0.0678 (J)	0.12
5/7/2019					0.0937 (J)				
9/16/2019									0.126
9/17/2019	0.116		<0.1			0.0876 (J)	0.187		
9/18/2019		<0.1		0.0507 (J)	0.094 (J)			0.0551 (J)	
2/17/2020									
2/18/2020				0.0557 (J)					

Prediction Limit

Constituent: Fluoride (mg/L) Analysis Run 7/23/2020 11:08 AM View: Interwell PL

Plant Gaston Client: Southern Company Data: Gaston Ash Pond

	GN-AP-MW-14	GN-AP-MW-2 (bg)	GN-AP-MW-3 (bg)	GN-AP-MW-19	GN-AP-MW-15R	GN-AP-MW-1	GN-AP-MW-17	GN-AP-MW-18	GN-AP-MW-16
2/19/2020	0.122		<0.1						
2/25/2020					0.0995 (J)			0.0701 (J)	0.133
2/26/2020							0.189		

Prediction Limit

Constituent: Fluoride (mg/L) Analysis Run 7/23/2020 11:08 AM View: Interwell PL

Plant Gaston Client: Southern Company Data: Gaston Ash Pond

	GN-AP-MW-20	GN-AP-MW-8	GN-AP-MW-10	GN-AP-MW-4	GN-AP-MW-13	GN-AP-MW-7	GN-AP-MW-6	GN-AP-MW-11	GN-AP-MW-12
3/28/2016									
3/29/2016	0.035 (J)	0.104 (J)							
3/30/2016			0.052 (J)	0.023 (J)	0.042 (J)	0.034 (J)	0.056 (J)	0.026 (J)	0.039 (J)
4/4/2016									
5/17/2016			0.088 (J)	0.065 (J)					
5/18/2016	0.076 (J)				0.08 (J)			0.068 (J)	0.078 (J)
5/19/2016						0.072 (J)	0.09 (J)		
5/23/2016		0.131 (J)							
7/11/2016				0.054 (J)					
7/12/2016		0.105 (J)							
7/13/2016	0.053 (J)		0.06 (J)			0.054 (J)	0.067 (J)	0.049 (J)	0.058 (J)
7/14/2016					0.06 (J)				
7/18/2016									
8/22/2016									
9/12/2016					0.028 (J)				0.023 (J)
9/13/2016		0.057 (J)	0.019 (J)			0.021 (J)	0.026 (J)	0.018 (J)	
9/14/2016	0.022 (J)			0.014 (J)					
11/14/2016	<0.1				<0.1			<0.1	<0.1
11/15/2016		<0.1	<0.1			<0.1	<0.1		
11/16/2016				<0.1					
1/3/2017									
2/27/2017									
2/28/2017	<0.1	0.07 (J)	<0.1	<0.1	0.04 (J)			<0.1	<0.1
3/1/2017						<0.1	<0.1		
5/22/2017			0.04 (J)					<0.1	
5/23/2017						0.04 (J)	0.04 (J)		
5/24/2017	0.04 (J)	0.09 (J)		<0.1	0.05 (J)				0.05 (J)
6/19/2017	0.04 (J)		0.04 (J)					<0.1	
6/20/2017		0.08 (J)				0.04 (J)	0.05 (J)		
6/21/2017				<0.1	0.05 (J)				0.05 (J)
8/14/2017	0.04 (J)		0.04 (J)		0.05 (J)			<0.1	0.04 (J)
8/15/2017		0.09 (J)		<0.1		0.04 (J)	0.04 (J)		
8/16/2017									
1/9/2018	0.04 (J)				0.05 (J)			<0.1	0.04 (J)
1/10/2018		0.11	<0.1	<0.1		0.04 (J)	0.04 (J)		
4/16/2018			0.04 (J)					<0.1	0.04 (J)
4/17/2018		0.09 (J)				<0.1	0.04 (J)		
4/19/2018	0.04 (J)			<0.1	0.05 (J)				
10/1/2018	0.05 (J)	0.12							
10/2/2018			0.04 (J)						
10/3/2018				<0.1					
10/4/2018						0.05 (J)	0.05 (J)	0.04 (J)	0.04 (J)
10/5/2018					0.05 (J)				
4/1/2019		0.0956 (J)							
4/2/2019				<0.1		0.052 (J)	0.0586 (J)		
4/3/2019	0.0657 (J)		<0.1		<0.1			<0.1	<0.1
5/7/2019									
9/16/2019			<0.1					<0.1	0.0538 (J)
9/17/2019		0.0971 (J)		<0.1	0.0753 (J)				
9/18/2019	<0.1					0.0578 (J)	0.0634 (J)		
2/17/2020			0.051 (J)					0.0546 (J)	
2/18/2020				0.0506 (J)					0.0571 (J)

Prediction Limit

Constituent: Fluoride (mg/L) Analysis Run 7/23/2020 11:08 AM View: Interwell PL

Plant Gaston Client: Southern Company Data: Gaston Ash Pond

	GN-AP-MW-20	GN-AP-MW-8	GN-AP-MW-10	GN-AP-MW-4	GN-AP-MW-13	GN-AP-MW-7	GN-AP-MW-6	GN-AP-MW-11	GN-AP-MW-12
2/19/2020					0.06 (J)				
2/25/2020	0.0566 (J)	0.0898 (J)							
2/26/2020						0.0523 (J)	<0.1		

Prediction Limit

Constituent: Fluoride (mg/L) Analysis Run 7/23/2020 11:08 AM View: Interwell PL

Plant Gaston Client: Southern Company Data: Gaston Ash Pond

	GN-AP-MW-5	GN-AP-MW-9	GN-AP-MW-21	GN-AP-MW-22
3/28/2016				
3/29/2016				
3/30/2016	0.048 (J)			
4/4/2016		0.109 (J)		
5/17/2016				
5/18/2016				
5/19/2016				
5/23/2016	0.076 (J)	0.1 (J)		
7/11/2016				
7/12/2016		0.11 (J)		
7/13/2016			0.118 (J)	
7/14/2016	0.058 (J)			0.096 (J)
7/18/2016				
8/22/2016			0.117 (J)	0.088 (J)
9/12/2016				
9/13/2016	0.025 (J)	0.075 (J)	0.068 (J)	0.054 (J)
9/14/2016				
11/14/2016				
11/15/2016	<0.1	0.023 (J)	<0.1	<0.1
11/16/2016				
1/3/2017			<0.1	<0.1
2/27/2017				
2/28/2017		0.11		
3/1/2017	0.04 (J)		0.04 (J)	0.06 (J)
5/22/2017				
5/23/2017	0.05 (J)		0.04 (J)	0.07 (J)
5/24/2017		0.11		
6/19/2017				
6/20/2017	0.06 (J)	0.12	0.04 (J)	0.06 (J)
6/21/2017				
8/14/2017				
8/15/2017	0.05 (J)		<0.1	0.06 (J)
8/16/2017		<0.1 (U*)		
1/9/2018	0.04 (J)			0.07 (J)
1/10/2018		0.12	0.06 (J)	
4/16/2018				
4/17/2018	0.04 (J)	0.12	<0.1	0.06 (J)
4/19/2018				
10/1/2018	0.05 (J)	0.14		
10/2/2018				
10/3/2018				
10/4/2018			0.07 (J)	0.08 (J)
10/5/2018				
4/1/2019		0.136		
4/2/2019	0.0555 (J)		<0.1	0.0613 (J)
4/3/2019				
5/7/2019				
9/16/2019				
9/17/2019		0.128		
9/18/2019	0.0568 (J)		0.0749 (J)	0.065 (J)
2/17/2020		0.15		
2/18/2020				

Prediction Limit

Constituent: Fluoride (mg/L) Analysis Run 7/23/2020 11:08 AM View: Interwell PL

Plant Gaston Client: Southern Company Data: Gaston Ash Pond

	GN-AP-MW-5	GN-AP-MW-9	GN-AP-MW-21	GN-AP-MW-22
2/19/2020				
2/25/2020				
2/26/2020	0.0647 (J)		0.0804 (J)	0.0687 (J)

Sanitas™ v.9.6.24 Sanitas software licensed to Southern Company. UG

Exceeds Limits: GN-AP-MW-4, GN-AP-MW-5, GN-AP-MW-7, GN-AP-MW-8, GN-AP-MW-12, GN-AP-MW-13, GN-AP-MW-14,..

Prediction Limit

Interwell Parametric

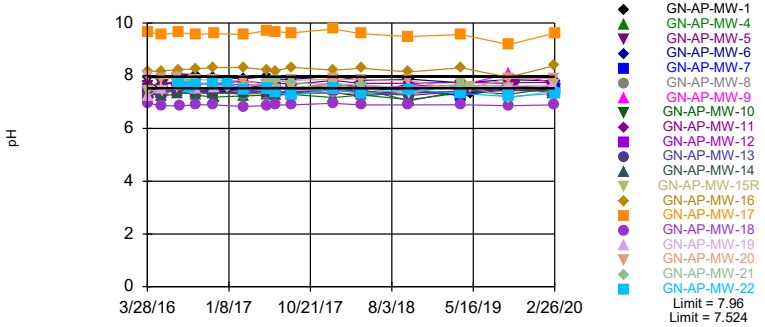

Background Data Summary: Mean=7.742, Std. Dev.=0.09354, n=29. Normality test: Shapiro Wilk @alpha = 0.01, calculated = 0.9336, critical = 0.898. Kappa = 2.332 (c=7, w=20, 1 of 2, event alpha = 0.05132). Report alpha = 0.007498. Individual comparison alpha = 0.0001881. Comparing 20 points to limit.

Constituent: pH Analysis Run 7/23/2020 11:07 AM View: Interwell PL

Plant Gaston Client: Southern Company Data: Gaston Ash Pond

Sanitas™ v.9.6.24 Sanitas software licensed to Southern Company. UG

Hollow symbols indicate censored values.

Exceeds Limit: GN-AP-MW-1, GN-AP-MW-4, GN-AP-MW-5, GN-AP-MW-6, GN-AP-MW-7, GN-AP-MW-9, GN-AP-MW-11,..

Prediction Limit

Interwell Parametric

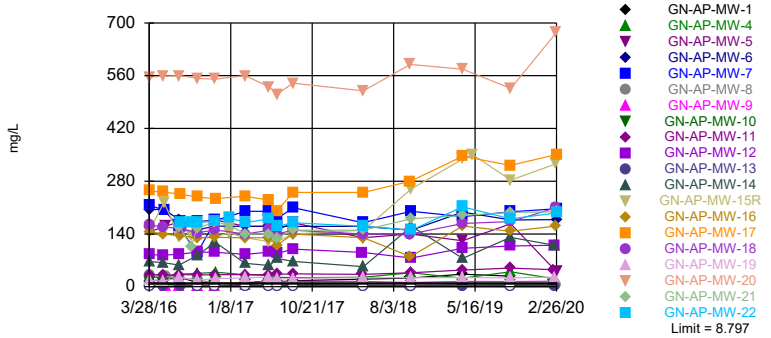

Background Data Summary (based on square root transformation): Mean=1.768, Std. Dev.=0.5085, n=27, 3.704% NDs. Normality test: Shapiro Wilk @alpha = 0.01, calculated = 0.9304, critical = 0.894. Kappa = 2.356 (c=7, w=20, 1 of 2, event alpha = 0.05132). Report alpha = 0.007498. Individual comparison alpha = 0.0003762. Comparing 20 points to limit.

Constituent: Sulfate Analysis Run 7/23/2020 11:07 AM View: Interwell PL

Plant Gaston Client: Southern Company Data: Gaston Ash Pond

Sanitas™ v.9.6.24 Sanitas software licensed to Southern Company. UG

Exceeds Limit: GN-AP-MW-1, GN-AP-MW-4, GN-AP-MW-5, GN-AP-MW-6, GN-AP-MW-7, GN-AP-MW-8, GN-AP-MW-9, GN-AP-MW-11...

Prediction Limit

Interwell Parametric

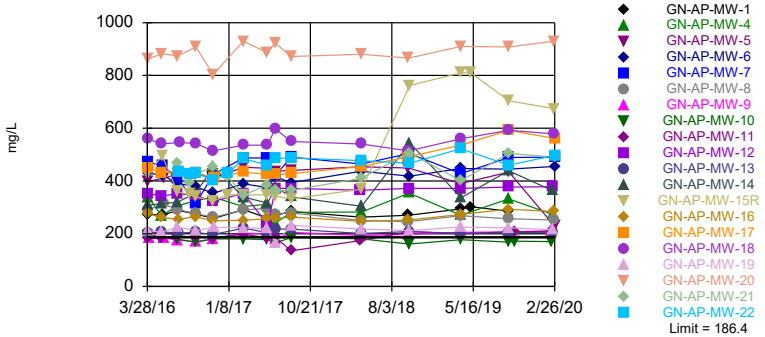

Background Data Summary: Mean=152.9, Std. Dev.=14.23, n=27. Normality test: Shapiro Wilk @alpha = 0.01, calculated = 0.9214, critical = 0.894. Kappa = 2.356 (c=7, w=20, 1 of 2, event alpha = 0.05132). Report alpha = 0.007498. Individual comparison alpha = 0.0003762. Comparing 20 points to limit.

Constituent: TDS Analysis Run 7/23/2020 11:07 AM View: Interwell PL

Plant Gaston Client: Southern Company Data: Gaston Ash Pond

Prediction Limit

Constituent: pH (pH) Analysis Run 7/23/2020 11:08 AM View: Interwell PL

Plant Gaston Client: Southern Company Data: Gaston Ash Pond

	GN-AP-MW-3 (bg)	GN-AP-MW-2 (bg)	GN-AP-MW-19	GN-AP-MW-14	GN-AP-MW-15R	GN-AP-MW-8	GN-AP-MW-1	GN-AP-MW-17	GN-AP-MW-18
3/28/2016	7.82	7.79	7.24	7.34	7.43				
3/29/2016						7.2	7.39	9.66	6.95
3/30/2016									
4/4/2016									
5/17/2016	7.79			7.22				9.56	6.87
5/18/2016		7.73	7.5						
5/19/2016					7.43		7.35		
5/23/2016						7.39			
7/11/2016	7.96	7.99		7.32	7.58				
7/12/2016						7.43	7.46		
7/13/2016			7.63						
7/14/2016								9.63	
7/18/2016									6.85
8/22/2016					7.56				
9/12/2016									
9/13/2016			7.53	7.35		7.38	7.43	9.57	
9/14/2016	7.79	7.75			7.52				6.9
11/14/2016									6.89
11/15/2016				7.32	7.57	7.35	7.42		
11/16/2016	7.72	7.64	7.55					9.59	
1/3/2017					7.62				
2/27/2017			7.53	7.38	7.52				
2/28/2017						7.3	7.36	9.56	6.83
3/1/2017	7.68	7.65							
5/22/2017			7.5		7.52				
5/23/2017	7.69	7.67					7.33		
5/24/2017				7.41		7.33		9.71	6.87
6/19/2017	7.67	7.65					7.34	9.67	6.89
6/20/2017					7.46	7.33			
6/21/2017			7.51	7.26					
8/14/2017			7.43		7.57			9.62	6.89
8/15/2017	7.73	7.69		7.33		7.31	7.31		
8/16/2017									
1/9/2018				7.5	7.64			9.77	6.95
1/10/2018	7.84	7.8	7.5			7.36	7.36		
4/16/2018									
4/17/2018						7.28	7.24		
4/19/2018	7.69	7.54	7.5	7.48	7.51			9.59	6.89
10/1/2018						7.33	7.36	9.48	6.89
10/2/2018			7.57						
10/3/2018	7.7	7.68							
10/4/2018									
10/5/2018				7.05	7.33				
4/1/2019		7.76	7.58			7.4	7.41		
4/2/2019	7.8								
4/3/2019				7.43	7.7			9.56	6.9
5/7/2019					7.57				
5/9/2019							7.33		
9/16/2019									
9/17/2019	7.8			7.3		7.55	7.62	9.18	
9/18/2019		7.69	7.6		7.5				6.86
10/8/2019									

Prediction Limit

Constituent: pH (pH) Analysis Run 7/23/2020 11:08 AM View: Interwell PL

Plant Gaston Client: Southern Company Data: Gaston Ash Pond

	GN-AP-MW-3 (bg)	GN-AP-MW-2 (bg)	GN-AP-MW-19	GN-AP-MW-14	GN-AP-MW-15R	GN-AP-MW-8	GN-AP-MW-1	GN-AP-MW-17	GN-AP-MW-18
2/17/2020									
2/18/2020			7.64						
2/19/2020	7.8			7.52					
2/25/2020					7.64	7.39			6.89
2/26/2020								9.61	

Prediction Limit

Constituent: pH (pH) Analysis Run 7/23/2020 11:08 AM View: Interwell PL

Plant Gaston Client: Southern Company Data: Gaston Ash Pond

	GN-AP-MW-20	GN-AP-MW-16	GN-AP-MW-4	GN-AP-MW-11	GN-AP-MW-10	GN-AP-MW-7	GN-AP-MW-6	GN-AP-MW-5	GN-AP-MW-13
3/28/2016									
3/29/2016	7.96	8.15							
3/30/2016			7.31	7.63	7.45	7.45	7.95	7.61	7.27
4/4/2016									
5/17/2016		8.18	7.35		7.68				
5/18/2016	7.88			7.64					7.37
5/19/2016						7.5	7.88		
5/23/2016								7.68	
7/11/2016			7.43						
7/12/2016									
7/13/2016	7.92			7.84	7.71	7.58	8.07		
7/14/2016		8.23						7.79	7.51
7/18/2016									
8/22/2016									
9/12/2016									7.39
9/13/2016		8.25		7.69	7.53	7.53	8.04	7.69	
9/14/2016	7.85		7.26						
11/14/2016	7.84	8.31		7.7					7.37
11/15/2016					7.53	7.48	7.93	7.72	
11/16/2016			7.19						
1/3/2017									
2/27/2017									
2/28/2017	7.81	8.31	7.23	7.79	7.58				7.32
3/1/2017						7.46	7.89	7.55	
5/22/2017				7.72	7.51				
5/23/2017						7.51	7.96	7.64	
5/24/2017	7.65	8.22	7.26						7.44
6/19/2017	7.79	8.18		7.73	7.53				
6/20/2017						7.52	7.87	7.5	
6/21/2017			7.26						7.39
8/14/2017	7.82	8.32		7.67	7.52				7.39
8/15/2017			7.29			7.43	7.86	7.46	
8/16/2017									
1/9/2018	7.87	8.21		7.82				7.71	7.5
1/10/2018			7.17		7.64	7.57	7.98		
4/16/2018				7.71	7.54				
4/17/2018						7.5	7.82	7.29	
4/19/2018	7.85	8.28	7.27						7.38
10/1/2018	7.82	8.14						7.68	
10/2/2018					7.54				
10/3/2018			7.09						
10/4/2018				7.71		7.49	7.87		
10/5/2018									7.25
4/1/2019									
4/2/2019			7.34			7.24	7.73	7.47	
4/3/2019	7.45	8.3		7.75	7.6				7.41
5/7/2019									
5/9/2019									
9/16/2019		7.94		7.71	7.6				
9/17/2019			7.65						7.45
9/18/2019	7.9					7.52	7.85	7.53	
10/8/2019				7.74	7.59				

Prediction Limit

Constituent: pH (pH) Analysis Run 7/23/2020 11:08 AM View: Interwell PL

Plant Gaston Client: Southern Company Data: Gaston Ash Pond

	GN-AP-MW-20	GN-AP-MW-16	GN-AP-MW-4	GN-AP-MW-11	GN-AP-MW-10	GN-AP-MW-7	GN-AP-MW-6	GN-AP-MW-5	GN-AP-MW-13
2/17/2020				7.74	7.61				
2/18/2020			7.34						
2/19/2020									7.42
2/25/2020	7.9	8.38							
2/26/2020						7.51	7.8	7.47	

Prediction Limit

Constituent: pH (pH) Analysis Run 7/23/2020 11:08 AM View: Interwell PL

Plant Gaston Client: Southern Company Data: Gaston Ash Pond

	GN-AP-MW-12	GN-AP-MW-9	GN-AP-MW-21	GN-AP-MW-22
3/28/2016				
3/29/2016				
3/30/2016	7.39			
4/4/2016		7.32		
5/17/2016				
5/18/2016	7.34			
5/19/2016				
5/23/2016		7.66		
7/11/2016				
7/12/2016		7.77		
7/13/2016	7.52		7.83	
7/14/2016				7.74
7/18/2016				
8/22/2016			7.86	7.55
9/12/2016	7.39			
9/13/2016		7.7	7.75	7.63
9/14/2016				
11/14/2016	7.42			
11/15/2016		7.69	7.66	7.74
11/16/2016				
1/3/2017			7.57	7.69
2/27/2017				
2/28/2017	7.46	7.66		
3/1/2017			7.53	7.47
5/22/2017				
5/23/2017			7.78	7.5
5/24/2017	7.39	7.64		
6/19/2017				
6/20/2017		7.62	7.82	7.37
6/21/2017	7.36			
8/14/2017	7.36			
8/15/2017			7.73	7.26
8/16/2017		7.51		
1/9/2018	7.45			7.49
1/10/2018		7.72	7.67	
4/16/2018	7.36			
4/17/2018		7.57	7.66	7.33
4/19/2018				
10/1/2018		7.59		
10/2/2018				
10/3/2018				
10/4/2018	7.37		7.51	7.47
10/5/2018				
4/1/2019		7.64		
4/2/2019			7.67	7.33
4/3/2019	7.37			
5/7/2019				
5/9/2019				
9/16/2019	7.44			
9/17/2019		8.07		
9/18/2019			7.15	7.21
10/8/2019				

Prediction Limit

Constituent: pH (pH) Analysis Run 7/23/2020 11:08 AM View: Interwell PL

Plant Gaston Client: Southern Company Data: Gaston Ash Pond

	GN-AP-MW-12	GN-AP-MW-9	GN-AP-MW-21	GN-AP-MW-22
2/17/2020		7.75		
2/18/2020	7.42			
2/19/2020				
2/25/2020				
2/26/2020			7.43	7.33

Prediction Limit

Constituent: Sulfate (mg/L) Analysis Run 7/23/2020 11:08 AM View: Interwell PL

Plant Gaston Client: Southern Company Data: Gaston Ash Pond

	GN-AP-MW-15R	GN-AP-MW-14	GN-AP-MW-2 (bg)	GN-AP-MW-3 (bg)	GN-AP-MW-19	GN-AP-MW-1	GN-AP-MW-18	GN-AP-MW-17	GN-AP-MW-16
3/28/2016	147	66.6	2.09	7.57	16.8				
3/29/2016						15.9	163	254	146
3/30/2016									
4/4/2016									
5/17/2016		63.9		5.12			159	251	140
5/18/2016			1.92		14.9				
5/19/2016	224					18			
5/23/2016									
7/11/2016	133	57.6	3.41	4.63					
7/12/2016						24.6			
7/13/2016					24.2				
7/14/2016								246	135
7/18/2016							154		
8/22/2016	134								
9/12/2016									
9/13/2016		82.8			16.8	11.6		238	129
9/14/2016	130		4.94	3.19			143		
11/14/2016							151		131
11/15/2016	132	118				9.07			
11/16/2016			10.5	3.71	21.7			234	
1/3/2017	143								
2/27/2017	130	62 (J)			23				
2/28/2017						10	140	240	130
3/1/2017			5.1	3.4 (J)					
5/22/2017	120				26				
5/23/2017			2.3 (J)	2 (J)		16			
5/24/2017		56					150	230	130
6/19/2017			2.1 (J)	2.5 (J)		13	140	200	110
6/20/2017	120								
6/21/2017		75			20				
8/14/2017	140				22		150	250	140
8/15/2017		67	1.7 (J)	2.4 (J)		16			
8/16/2017									
4/16/2018									
4/17/2018						20			
4/19/2018	150	53	<1	1.9 (J)	24		140	250	130
10/1/2018						23	140	280	80
10/2/2018					24				
10/3/2018			1.7 (J)	2.7 (J)					
10/4/2018									
10/5/2018	260	160							
4/1/2019			1.87		24.4	33.1			
4/2/2019				3.24					
4/3/2019	339	75.2					168	346	161
5/7/2019	351								
9/16/2019									147
9/17/2019		131		4.51		28.3		322	
9/18/2019	283		2.39		23.6		173		
2/17/2020									
2/18/2020					25.6				
2/19/2020		110		3.73					
2/25/2020	326						210		161

Prediction Limit

Constituent: Sulfate (mg/L) Analysis Run 7/23/2020 11:08 AM View: Interwell PL

Plant Gaston Client: Southern Company Data: Gaston Ash Pond

	GN-AP-MW-15R	GN-AP-MW-14	GN-AP-MW-2 (bg)	GN-AP-MW-3 (bg)	GN-AP-MW-19	GN-AP-MW-1	GN-AP-MW-18	GN-AP-MW-17	GN-AP-MW-16
2/26/2020								351	

Prediction Limit

Constituent: Sulfate (mg/L) Analysis Run 7/23/2020 11:08 AM View: Interwell PL

Plant Gaston Client: Southern Company Data: Gaston Ash Pond

	GN-AP-MW-20	GN-AP-MW-8	GN-AP-MW-13	GN-AP-MW-10	GN-AP-MW-4	GN-AP-MW-7	GN-AP-MW-6	GN-AP-MW-11	GN-AP-MW-12
3/28/2016									
3/29/2016	556	29.9							
3/30/2016			<1	9.91	24.9	215	204	32.2	85
4/4/2016									
5/17/2016				7.27	25.1				
5/18/2016	559		0.492 (J)					30.8	83.8
5/19/2016						204	206		
5/23/2016		26.5							
7/11/2016					33.2				
7/12/2016		24.3							
7/13/2016	560			4.11		155	176	32.4	86.2
7/14/2016			0.38 (J)						
7/18/2016									
8/22/2016									
9/12/2016			<1						91.8
9/13/2016		17.8		2.86		89.8	151	30.9	
9/14/2016	553				35.5				
11/14/2016	551		<1					32.1	91.2
11/15/2016		10.1		2.16		176	161		
11/16/2016					38.5				
1/3/2017									
2/27/2017									
2/28/2017	560	5.8	<1	3.7 (J)	32			32	86
3/1/2017						200	160		
5/22/2017				2.6 (J)				32	
5/23/2017						200	160		
5/24/2017	530	11	<1		30				92
6/19/2017	510			2.8 (J)				33	
6/20/2017		7.9				180	160		
6/21/2017			<1		25				88
8/14/2017	540		<1	3.4 (J)				34	100
8/15/2017		5			24	210	160		
8/16/2017									
4/16/2018				3.4 (J)				33	91
4/17/2018		2.9 (J)				170	160		
4/19/2018	520		<1		25				
10/1/2018	590	<1							
10/2/2018				2.6 (J)					
10/3/2018					37				
10/4/2018						200	150	37	76
10/5/2018			<1						
4/1/2019		1.8							
4/2/2019					22.4	186	198		
4/3/2019	577		0.925 (J)	3.85				44.2	102
5/7/2019									
9/16/2019				3.39				49.2	108
9/17/2019		4.62	<1		39.8				
9/18/2019	526					199	177		
2/17/2020				3.56				45.2	
2/18/2020					21.4				110
2/19/2020			0.571 (J)						
2/25/2020	674	3.89							

Prediction Limit

Constituent: Sulfate (mg/L) Analysis Run 7/23/2020 11:08 AM View: Interwell PL

Plant Gaston Client: Southern Company Data: Gaston Ash Pond

	GN-AP-MW-20	GN-AP-MW-8	GN-AP-MW-13	GN-AP-MW-10	GN-AP-MW-4	GN-AP-MW-7	GN-AP-MW-6	GN-AP-MW-11	GN-AP-MW-12
2/26/2020						207	178		

Prediction Limit

Constituent: Sulfate (mg/L) Analysis Run 7/23/2020 11:08 AM View: Interwell PL

Plant Gaston Client: Southern Company Data: Gaston Ash Pond

	GN-AP-MW-5	GN-AP-MW-9	GN-AP-MW-21	GN-AP-MW-22
3/28/2016				
3/29/2016				
3/30/2016	146			
4/4/2016		13.5		
5/17/2016				
5/18/2016				
5/19/2016				
5/23/2016	160	1.78		
7/11/2016				
7/12/2016		0.915 (J)		
7/13/2016			159	
7/14/2016	173			172
7/18/2016				
8/22/2016			107	170
9/12/2016				
9/13/2016	173	<1	155	171
9/14/2016				
11/14/2016				
11/15/2016	177	0.96 (J)	172	173
11/16/2016				
1/3/2017			163	183
2/27/2017				
2/28/2017		5.5		
3/1/2017	160		140	170
5/22/2017				
5/23/2017	160		140	180
5/24/2017		18		
6/19/2017				
6/20/2017	150	13	130	160
6/21/2017				
8/14/2017				
8/15/2017	170		150	170
8/16/2017		14		
4/16/2018				
4/17/2018	130	14	150	160
4/19/2018				
10/1/2018	140	11		
10/2/2018				
10/3/2018				
10/4/2018			180	150
10/5/2018				
4/1/2019		14.3		
4/2/2019	122		189	212
4/3/2019				
5/7/2019				
9/16/2019				
9/17/2019		13.9		
9/18/2019	167		197	180
2/17/2020		14.7		
2/18/2020				
2/19/2020				
2/25/2020				

Prediction Limit

Constituent: Sulfate (mg/L) Analysis Run 7/23/2020 11:08 AM View: Interwell PL

Plant Gaston Client: Southern Company Data: Gaston Ash Pond

	GN-AP-MW-5	GN-AP-MW-9	GN-AP-MW-21	GN-AP-MW-22
2/26/2020	39.8		199	196

Prediction Limit

Constituent: TDS (mg/L) Analysis Run 7/23/2020 11:08 AM View: Interwell PL

Plant Gaston Client: Southern Company Data: Gaston Ash Pond

	GN-AP-MW-3 (bg)	GN-AP-MW-2 (bg)	GN-AP-MW-19	GN-AP-MW-14	GN-AP-MW-15R	GN-AP-MW-8	GN-AP-MW-1	GN-AP-MW-17	GN-AP-MW-18
3/28/2016	147	138	213	308	426				
3/29/2016						290	274	451	560
3/30/2016									
4/4/2016									
5/17/2016	140			314				432	540
5/18/2016		156	206						
5/19/2016					496		270		
5/23/2016						312			
7/11/2016	146	167		319	359				
7/12/2016						292	289		
7/13/2016			225						
7/14/2016								434	
7/18/2016									546
8/22/2016					349				
9/12/2016									
9/13/2016			212	354		276	275	432	
9/14/2016	141	166			340				542
11/14/2016									514
11/15/2016				452	324	262	258		
11/16/2016	157	192	224					412	
1/3/2017					348				
2/27/2017			223	339	347				
2/28/2017						290	291	434	536
3/1/2017	148	186							
5/22/2017			219		348				
5/23/2017	141	158					260		
5/24/2017				316		296		425	536
6/19/2017	126	156					270	424	598
6/20/2017					343	273			
6/21/2017			164	376					
8/14/2017			232		332			428	550
8/15/2017	146	168		340		279	284		
8/16/2017									
4/16/2018									
4/17/2018						250	263		
4/19/2018	143	154	218	304	369			455	540
10/1/2018						246	270	492	514
10/2/2018			212						
10/3/2018	148	156							
10/4/2018									
10/5/2018				544	762				
4/1/2019		160	225			268	294		
4/2/2019	140								
4/3/2019				336	810			536	560
5/7/2019					810				
5/9/2019							302		
9/16/2019									
9/17/2019	145			439		257	285	592	
9/18/2019		154	222		704				592
10/8/2019									
2/17/2020									
2/18/2020			215						

Prediction Limit

Constituent: TDS (mg/L) Analysis Run 7/23/2020 11:08 AM View: Interwell PL

Plant Gaston Client: Southern Company Data: Gaston Ash Pond

	GN-AP-MW-3 (bg)	GN-AP-MW-2 (bg)	GN-AP-MW-19	GN-AP-MW-14	GN-AP-MW-15R	GN-AP-MW-8	GN-AP-MW-1	GN-AP-MW-17	GN-AP-MW-18
2/19/2020	149			363					
2/25/2020					674	252			578
2/26/2020								561	

Prediction Limit

Constituent: TDS (mg/L) Analysis Run 7/23/2020 11:08 AM View: Interwell PL

Plant Gaston Client: Southern Company Data: Gaston Ash Pond

	GN-AP-MW-20	GN-AP-MW-16	GN-AP-MW-4	GN-AP-MW-11	GN-AP-MW-10	GN-AP-MW-7	GN-AP-MW-6	GN-AP-MW-5	GN-AP-MW-13
3/28/2016									
3/29/2016	862	277							
3/30/2016			339	184	195	472	430	398	202
4/4/2016									
5/17/2016		261	269		189				
5/18/2016	882			186					207
5/19/2016						458	422		
5/23/2016								411	
7/11/2016			305						
7/12/2016									
7/13/2016	874			192	179	412	391		
7/14/2016		255						424	203
7/18/2016									
8/22/2016									
9/12/2016									205
9/13/2016		264		187	168	312	378	426	
9/14/2016	908		326						
11/14/2016	804	249		185					197
11/15/2016					180	426	354	412	
11/16/2016			338						
1/3/2017									
2/27/2017									
2/28/2017	930	251	303	198	180				221
3/1/2017						487	389	452	
5/22/2017				185	178				
5/23/2017						487	375	448	
5/24/2017	886	257	312						204
6/19/2017	924	258		189	165				
6/20/2017						421	416	437	
6/21/2017			241						218
8/14/2017	872	263		135	185				217
8/15/2017			281			490	394	440	
8/16/2017									
4/16/2018				174	181				
4/17/2018						464	437	454	
4/19/2018	880	247	282						201
10/1/2018	866	252						449	
10/2/2018					161				
10/3/2018			354						
10/4/2018				208		504	418		
10/5/2018									208
4/1/2019									
4/2/2019			270			428	447	390	
4/3/2019	910	273		200	177				201
5/7/2019									
5/9/2019									
9/16/2019		293		207	168				
9/17/2019			332						204
9/18/2019	908					489	445	434	
10/8/2019				207 (D)	172				
2/17/2020				209	170				
2/18/2020			274						

Prediction Limit

Constituent: TDS (mg/L) Analysis Run 7/23/2020 11:08 AM View: Interwell PL

Plant Gaston Client: Southern Company Data: Gaston Ash Pond

	GN-AP-MW-20	GN-AP-MW-16	GN-AP-MW-4	GN-AP-MW-11	GN-AP-MW-10	GN-AP-MW-7	GN-AP-MW-6	GN-AP-MW-5	GN-AP-MW-13
2/19/2020									206
2/25/2020	930	284							
2/26/2020						490	455	228	

Prediction Limit

Constituent: TDS (mg/L) Analysis Run 7/23/2020 11:08 AM View: Interwell PL

Plant Gaston Client: Southern Company Data: Gaston Ash Pond

	GN-AP-MW-12	GN-AP-MW-9	GN-AP-MW-21	GN-AP-MW-22
3/28/2016				
3/29/2016				
3/30/2016	353			
4/4/2016		182		
5/17/2016				
5/18/2016	343			
5/19/2016				
5/23/2016		184		
7/11/2016				
7/12/2016		176		
7/13/2016	352		468	
7/14/2016				435
7/18/2016				
8/22/2016			393	426
9/12/2016	346			
9/13/2016		170	428	430
9/14/2016				
11/14/2016	322			
11/15/2016		180	452	404
11/16/2016				
1/3/2017			418	428
2/27/2017				
2/28/2017	353	203		
3/1/2017			346	484
5/22/2017				
5/23/2017			386	460
5/24/2017	234	199		
6/19/2017				
6/20/2017		178	363	485
6/21/2017	372			
8/14/2017	372			
8/15/2017			364	488
8/16/2017		205		
4/16/2018	365			
4/17/2018		193	410	477
4/19/2018				
10/1/2018		198		
10/2/2018				
10/3/2018				
10/4/2018	372		506	467
10/5/2018				
4/1/2019		205		
4/2/2019			401	522
4/3/2019	372			
5/7/2019				
5/9/2019				
9/16/2019	377			
9/17/2019		207		
9/18/2019			504	460
10/8/2019				
2/17/2020		211		
2/18/2020	378			

Prediction Limit

Constituent: TDS (mg/L) Analysis Run 7/23/2020 11:08 AM View: Interwell PL

Plant Gaston Client: Southern Company Data: Gaston Ash Pond

	GN-AP-MW-12	GN-AP-MW-9	GN-AP-MW-21	GN-AP-MW-22
2/19/2020				
2/25/2020				
2/26/2020			490	497

Trend Test - All Results

Plant Gaston Client: Southern Company Data: Gaston Ash Pond Printed 7/23/2020, 11:23 AM

Constituent	Well	Slope	Calc.	Critical	Sig.	N	%NDs	Normality	Xform	Alpha	Method
Boron (mg/L)	GN-AP-MW-2 (bg)	0	0	43	No	13	100	n/a	n/a	0.01	NP
Boron (mg/L)	GN-AP-MW-3 (bg)	0	0	48	No	14	100	n/a	n/a	0.01	NP
Boron (mg/L)	GN-AP-MW-4	0.02262	11	48	No	14	0	n/a	n/a	0.01	NP
Boron (mg/L)	GN-AP-MW-5	0.03259	17	48	No	14	0	n/a	n/a	0.01	NP
Boron (mg/L)	GN-AP-MW-6	0.08153	13	48	No	14	0	n/a	n/a	0.01	NP
Boron (mg/L)	GN-AP-MW-7	0.08931	27	48	No	14	0	n/a	n/a	0.01	NP
Boron (mg/L)	**GN-AP-MW-11**	**0.02854**	**62**	**48**	**Yes**	**14**	**0**	**n/a**	**n/a**	**0.01**	**NP**
Boron (mg/L)	**GN-AP-MW-12**	**0.04252**	**82**	**48**	**Yes**	**14**	**0**	**n/a**	**n/a**	**0.01**	**NP**
Boron (mg/L)	**GN-AP-MW-15R**	**0.7135**	**107**	**63**	**Yes**	**17**	**0**	**n/a**	**n/a**	**0.01**	**NP**
Boron (mg/L)	GN-AP-MW-16	0.003916	6	48	No	14	0	n/a	n/a	0.01	NP
Boron (mg/L)	GN-AP-MW-17	-0.04345	-13	-48	No	14	0	n/a	n/a	0.01	NP
Boron (mg/L)	GN-AP-MW-18	-0.00...	-8	-48	No	14	0	n/a	n/a	0.01	NP
Boron (mg/L)	GN-AP-MW-20	0.1171	34	48	No	14	0	n/a	n/a	0.01	NP
Boron (mg/L)	GN-AP-MW-21	0.1683	27	48	No	14	0	n/a	n/a	0.01	NP
Boron (mg/L)	**GN-AP-MW-22**	**0.1013**	**51**	**48**	**Yes**	**14**	**0**	**n/a**	**n/a**	**0.01**	**NP**
Calcium (mg/L)	**GN-AP-MW-1**	**2.442**	**69**	**43**	**Yes**	**13**	**0**	**n/a**	**n/a**	**0.01**	**NP**
Calcium (mg/L)	GN-AP-MW-2 (bg)	0.6928	22	43	No	13	0	n/a	n/a	0.01	NP
Calcium (mg/L)	GN-AP-MW-3 (bg)	0.5002	30	43	No	13	0	n/a	n/a	0.01	NP
Calcium (mg/L)	GN-AP-MW-4	1.097	18	48	No	14	0	n/a	n/a	0.01	NP
Calcium (mg/L)	GN-AP-MW-5	3.342	29	48	No	14	0	n/a	n/a	0.01	NP
Calcium (mg/L)	GN-AP-MW-6	4.782	31	48	No	14	0	n/a	n/a	0.01	NP
Calcium (mg/L)	GN-AP-MW-7	4.65	43	48	No	14	0	n/a	n/a	0.01	NP
Calcium (mg/L)	GN-AP-MW-8	-0.5026	-16	-48	No	14	0	n/a	n/a	0.01	NP
Calcium (mg/L)	GN-AP-MW-10	0.7441	39	48	No	14	0	n/a	n/a	0.01	NP
Calcium (mg/L)	GN-AP-MW-11	1.472	30	48	No	14	0	n/a	n/a	0.01	NP
Calcium (mg/L)	**GN-AP-MW-12**	**2.904**	**49**	**48**	**Yes**	**14**	**0**	**n/a**	**n/a**	**0.01**	**NP**
Calcium (mg/L)	GN-AP-MW-13	0.2937	19	48	No	14	0	n/a	n/a	0.01	NP
Calcium (mg/L)	GN-AP-MW-14	-3.518	-27	-48	No	14	0	n/a	n/a	0.01	NP
Calcium (mg/L)	GN-AP-MW-15R	6.506	48	63	No	17	0	n/a	n/a	0.01	NP
Calcium (mg/L)	GN-AP-MW-16	1.397	31	48	No	14	0	n/a	n/a	0.01	NP
Calcium (mg/L)	GN-AP-MW-17	11.37	42	48	No	14	0	n/a	n/a	0.01	NP
Calcium (mg/L)	GN-AP-MW-18	5.218	42	48	No	14	0	n/a	n/a	0.01	NP
Calcium (mg/L)	GN-AP-MW-19	0.3789	19	48	No	14	0	n/a	n/a	0.01	NP
Calcium (mg/L)	GN-AP-MW-20	5.626	23	48	No	14	0	n/a	n/a	0.01	NP
Calcium (mg/L)	GN-AP-MW-21	6.185	21	48	No	14	0	n/a	n/a	0.01	NP
Calcium (mg/L)	**GN-AP-MW-22**	**13.47**	**70**	**48**	**Yes**	**14**	**0**	**n/a**	**n/a**	**0.01**	**NP**
Chloride (mg/L)	GN-AP-MW-2 (bg)	-0.1215	-9	-43	No	13	7.692	n/a	n/a	0.01	NP
Chloride (mg/L)	GN-AP-MW-3 (bg)	-0.1008	-31	-48	No	14	0	n/a	n/a	0.01	NP
Chloride (mg/L)	GN-AP-MW-4	0.7975	10	48	No	14	0	n/a	n/a	0.01	NP
Chloride (mg/L)	GN-AP-MW-5	3.9	30	48	No	14	0	n/a	n/a	0.01	NP
Chloride (mg/L)	**GN-AP-MW-6**	**11.7**	**61**	**48**	**Yes**	**14**	**0**	**n/a**	**n/a**	**0.01**	**NP**
Chloride (mg/L)	GN-AP-MW-7	3.63	42	48	No	14	0	n/a	n/a	0.01	NP
Chloride (mg/L)	**GN-AP-MW-9**	**0.9046**	**49**	**48**	**Yes**	**14**	**0**	**n/a**	**n/a**	**0.01**	**NP**
Chloride (mg/L)	GN-AP-MW-11	0.1684	32	48	No	14	0	n/a	n/a	0.01	NP
Chloride (mg/L)	GN-AP-MW-12	0	-5	-48	No	14	0	n/a	n/a	0.01	NP
Chloride (mg/L)	GN-AP-MW-13	0.153	23	48	No	14	0	n/a	n/a	0.01	NP
Chloride (mg/L)	GN-AP-MW-14	0.6868	44	48	No	14	0	n/a	n/a	0.01	NP
Chloride (mg/L)	**GN-AP-MW-15R**	**10.74**	**117**	**63**	**Yes**	**17**	**0**	**n/a**	**n/a**	**0.01**	**NP**
Chloride (mg/L)	**GN-AP-MW-16**	**1.863**	**70**	**48**	**Yes**	**14**	**0**	**n/a**	**n/a**	**0.01**	**NP**
Chloride (mg/L)	**GN-AP-MW-17**	**4.184**	**69**	**48**	**Yes**	**14**	**0**	**n/a**	**n/a**	**0.01**	**NP**
Chloride (mg/L)	**GN-AP-MW-18**	**0.5029**	**51**	**48**	**Yes**	**14**	**0**	**n/a**	**n/a**	**0.01**	**NP**
Chloride (mg/L)	GN-AP-MW-19	0.4236	19	48	No	14	7.143	n/a	n/a	0.01	NP
Chloride (mg/L)	GN-AP-MW-20	0.6293	45	48	No	14	0	n/a	n/a	0.01	NP
Chloride (mg/L)	GN-AP-MW-21	3.681	12	48	No	14	0	n/a	n/a	0.01	NP
Chloride (mg/L)	**GN-AP-MW-22**	**11.05**	**56**	**48**	**Yes**	**14**	**0**	**n/a**	**n/a**	**0.01**	**NP**
Fluoride (mg/L)	GN-AP-MW-2 (bg)	0	29	48	No	14	64.29	n/a	n/a	0.01	NP
Fluoride (mg/L)	GN-AP-MW-3 (bg)	0	42	53	No	15	73.33	n/a	n/a	0.01	NP
Fluoride (mg/L)	**GN-AP-MW-9**	**0.01223**	**66**	**53**	**Yes**	**15**	**6.667**	**n/a**	**n/a**	**0.01**	**NP**
Fluoride (mg/L)	GN-AP-MW-14	0.007329	33	53	No	15	6.667	n/a	n/a	0.01	NP
Fluoride (mg/L)	GN-AP-MW-16	0.004026	33	53	No	15	0	n/a	n/a	0.01	NP
Fluoride (mg/L)	GN-AP-MW-17	-0.00...	-8	-53	No	15	0	n/a	n/a	0.01	NP
pH (pH)	GN-AP-MW-2 (bg)	-0.02103	-11	-48	No	14	0	n/a	n/a	0.01	NP
pH (pH)	GN-AP-MW-3 (bg)	0	-4	-53	No	15	0	n/a	n/a	0.01	NP
pH (pH)	GN-AP-MW-4	0	3	53	No	15	0	n/a	n/a	0.01	NP
pH (pH)	GN-AP-MW-5	-0.0615	-41	-53	No	15	0	n/a	n/a	0.01	NP
pH (pH)	GN-AP-MW-7	-0.00...	-4	-53	No	15	0	n/a	n/a	0.01	NP
pH (pH)	GN-AP-MW-8	0.0122	13	53	No	15	0	n/a	n/a	0.01	NP
pH (pH)	GN-AP-MW-12	0	-1	-53	No	15	0	n/a	n/a	0.01	NP

Trend Test - All Results

Plant Gaston Client: Southern Company Data: Gaston Ash Pond Printed 7/23/2020, 11:23 AM

Constituent	Well	Slope	Calc.	Critical	Sig.	N	%NDs	Normality	Xform	Alpha	Method
pH (pH)	GN-AP-MW-13	0.01223	23	53	No	15	0	n/a	n/a	0.01	NP
pH (pH)	GN-AP-MW-14	0.04031	28	53	No	15	0	n/a	n/a	0.01	NP
pH (pH)	GN-AP-MW-16	0.02133	13	53	No	15	0	n/a	n/a	0.01	NP
pH (pH)	GN-AP-MW-17	-0.0223	-19	-53	No	15	0	n/a	n/a	0.01	NP
pH (pH)	GN-AP-MW-18	0	5	53	No	15	0	n/a	n/a	0.01	NP
pH (pH)	**GN-AP-MW-21**	**-0.1104**	**-55**	**-53**	**Yes**	**15**	**0**	**n/a**	**n/a**	**0.01**	**NP**
pH (pH)	**GN-AP-MW-22**	**-0.1248**	**-68**	**-53**	**Yes**	**15**	**0**	**n/a**	**n/a**	**0.01**	**NP**
Sulfate (mg/L)	GN-AP-MW-1	5.271	33	43	No	13	0	n/a	n/a	0.01	NP
Sulfate (mg/L)	GN-AP-MW-2 (bg)	-0.2042	-15	-43	No	13	7.692	n/a	n/a	0.01	NP
Sulfate (mg/L)	GN-AP-MW-3 (bg)	-0.7204	-27	-48	No	14	0	n/a	n/a	0.01	NP
Sulfate (mg/L)	GN-AP-MW-4	-0.8996	-14	-48	No	14	0	n/a	n/a	0.01	NP
Sulfate (mg/L)	GN-AP-MW-5	-13.29	-35	-48	No	14	0	n/a	n/a	0.01	NP
Sulfate (mg/L)	GN-AP-MW-6	-0.486	-11	-48	No	14	0	n/a	n/a	0.01	NP
Sulfate (mg/L)	GN-AP-MW-7	2.34	6	48	No	14	0	n/a	n/a	0.01	NP
Sulfate (mg/L)	GN-AP-MW-9	3.293	42	48	No	14	7.143	n/a	n/a	0.01	NP
Sulfate (mg/L)	**GN-AP-MW-11**	**3.093**	**63**	**48**	**Yes**	**14**	**0**	**n/a**	**n/a**	**0.01**	**NP**
Sulfate (mg/L)	GN-AP-MW-12	5.762	47	48	No	14	0	n/a	n/a	0.01	NP
Sulfate (mg/L)	GN-AP-MW-14	7.917	23	48	No	14	0	n/a	n/a	0.01	NP
Sulfate (mg/L)	GN-AP-MW-15R	34.56	46	63	No	17	0	n/a	n/a	0.01	NP
Sulfate (mg/L)	GN-AP-MW-16	0	4	48	No	14	0	n/a	n/a	0.01	NP
Sulfate (mg/L)	GN-AP-MW-17	21.06	28	48	No	14	0	n/a	n/a	0.01	NP
Sulfate (mg/L)	GN-AP-MW-18	0	0	48	No	14	0	n/a	n/a	0.01	NP
Sulfate (mg/L)	GN-AP-MW-19	1.618	45	48	No	14	0	n/a	n/a	0.01	NP
Sulfate (mg/L)	GN-AP-MW-20	0	0	48	No	14	0	n/a	n/a	0.01	NP
Sulfate (mg/L)	GN-AP-MW-21	12.74	39	48	No	14	0	n/a	n/a	0.01	NP
Sulfate (mg/L)	GN-AP-MW-22	2.464	6	48	No	14	0	n/a	n/a	0.01	NP
TDS (mg/L)	GN-AP-MW-1	3.862	22	48	No	14	0	n/a	n/a	0.01	NP
TDS (mg/L)	GN-AP-MW-2 (bg)	-1.254	-10	-43	No	13	0	n/a	n/a	0.01	NP
TDS (mg/L)	GN-AP-MW-3 (bg)	0.3364	5	48	No	14	0	n/a	n/a	0.01	NP
TDS (mg/L)	GN-AP-MW-4	-6.748	-13	-48	No	14	0	n/a	n/a	0.01	NP
TDS (mg/L)	GN-AP-MW-5	6.921	13	48	No	14	0	n/a	n/a	0.01	NP
TDS (mg/L)	GN-AP-MW-6	16.96	37	48	No	14	0	n/a	n/a	0.01	NP
TDS (mg/L)	GN-AP-MW-7	12.31	35	48	No	14	0	n/a	n/a	0.01	NP
TDS (mg/L)	**GN-AP-MW-8**	**-11.34**	**-50**	**-48**	**Yes**	**14**	**0**	**n/a**	**n/a**	**0.01**	**NP**
TDS (mg/L)	**GN-AP-MW-9**	**9.513**	**52**	**48**	**Yes**	**14**	**0**	**n/a**	**n/a**	**0.01**	**NP**
TDS (mg/L)	GN-AP-MW-11	6.149	45	53	No	15	0	n/a	n/a	0.01	NP
TDS (mg/L)	**GN-AP-MW-12**	**8.979**	**52**	**48**	**Yes**	**14**	**0**	**n/a**	**n/a**	**0.01**	**NP**
TDS (mg/L)	GN-AP-MW-13	0.2908	3	48	No	14	0	n/a	n/a	0.01	NP
TDS (mg/L)	GN-AP-MW-14	19.16	29	48	No	14	0	n/a	n/a	0.01	NP
TDS (mg/L)	GN-AP-MW-15R	31.77	30	63	No	17	0	n/a	n/a	0.01	NP
TDS (mg/L)	GN-AP-MW-16	4.167	15	48	No	14	0	n/a	n/a	0.01	NP
TDS (mg/L)	GN-AP-MW-17	28.1	37	48	No	14	0	n/a	n/a	0.01	NP
TDS (mg/L)	GN-AP-MW-18	6.083	15	48	No	14	0	n/a	n/a	0.01	NP
TDS (mg/L)	GN-AP-MW-19	0.5134	5	48	No	14	0	n/a	n/a	0.01	NP
TDS (mg/L)	GN-AP-MW-20	10.68	25	48	No	14	0	n/a	n/a	0.01	NP
TDS (mg/L)	GN-AP-MW-21	10.29	9	48	No	14	0	n/a	n/a	0.01	NP
TDS (mg/L)	GN-AP-MW-22	20.2	46	48	No	14	0	n/a	n/a	0.01	NP

Sanitas™ v.9.6.24 Sanitas software licensed to Southern Company. UG
Hollow symbols indicate censored values.

Sen's Slope Estimator

GN-AP-MW-2 (bg)

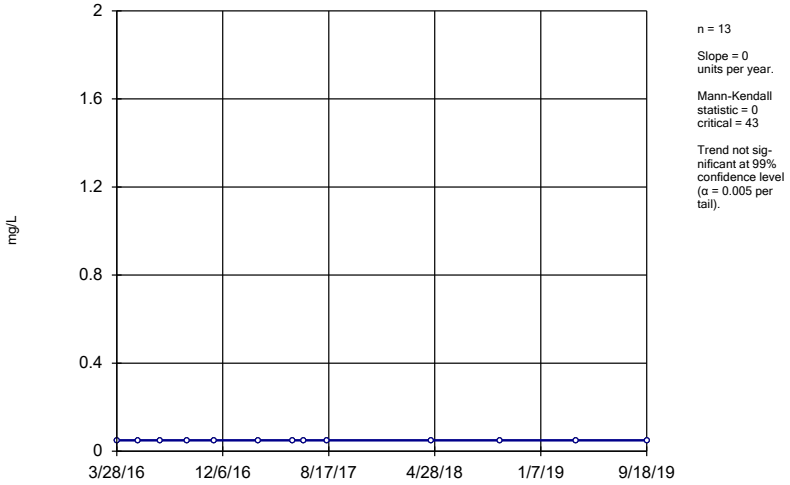

n = 13

Slope = 0 units per year.

Mann-Kendall statistic = 0 critical = 43

Trend not significant at 99% confidence level (α = 0.005 per tail).

Constituent: Boron Analysis Run 7/23/2020 11:16 AM View: Trend Test

Plant Gaston Client: Southern Company Data: Gaston Ash Pond

Sanitas™ v.9.6.24 Sanitas software licensed to Southern Company. UG
Hollow symbols indicate censored values.

Sen's Slope Estimator

GN-AP-MW-3 (bg)

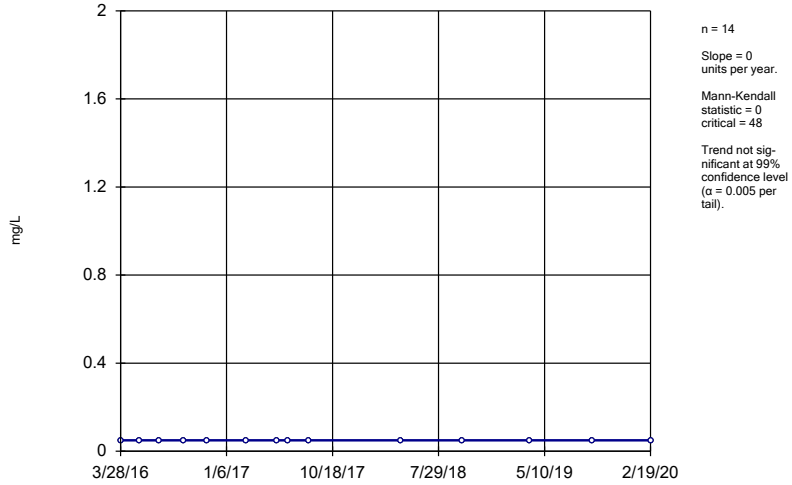

n = 14

Slope = 0 units per year.

Mann-Kendall statistic = 0 critical = 48

Trend not significant at 99% confidence level (α = 0.005 per tail).

Constituent: Boron Analysis Run 7/23/2020 11:16 AM View: Trend Test

Plant Gaston Client: Southern Company Data: Gaston Ash Pond

Sanitas™ v.9.6.24 Sanitas software licensed to Southern Company. UG

Sen's Slope Estimator

GN-AP-MW-4

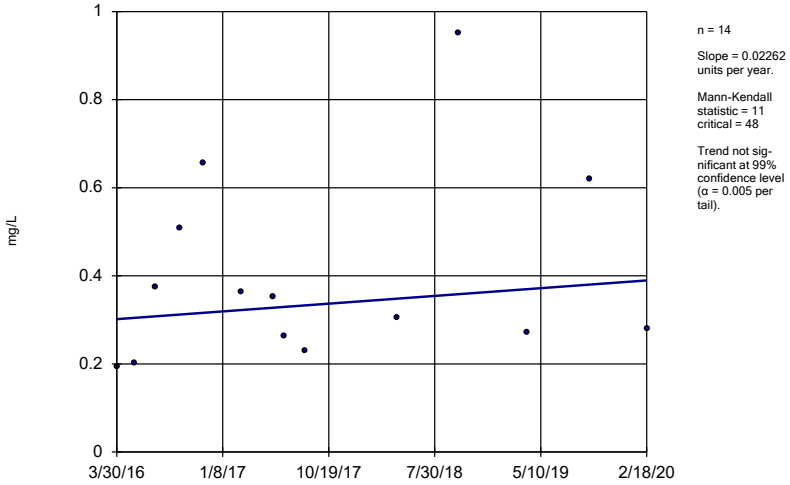

n = 14

Slope = 0.02262 units per year.

Mann-Kendall statistic = 11 critical = 48

Trend not significant at 99% confidence level (α = 0.005 per tail).

Constituent: Boron Analysis Run 7/23/2020 11:16 AM View: Trend Test

Plant Gaston Client: Southern Company Data: Gaston Ash Pond

Sanitas™ v.9.6.24 Sanitas software licensed to Southern Company. UG

Sen's Slope Estimator

GN-AP-MW-5

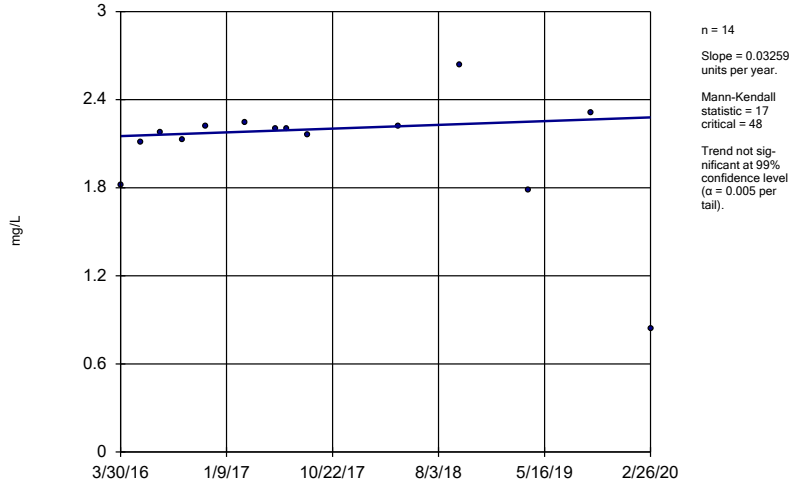

n = 14

Slope = 0.03259 units per year.

Mann-Kendall statistic = 17 critical = 48

Trend not significant at 99% confidence level (α = 0.005 per tail).

Constituent: Boron Analysis Run 7/23/2020 11:16 AM View: Trend Test

Plant Gaston Client: Southern Company Data: Gaston Ash Pond

Sanitas™ v.9.6.24 Sanitas software licensed to Southern Company. UG

Sen's Slope Estimator

GN-AP-MW-6

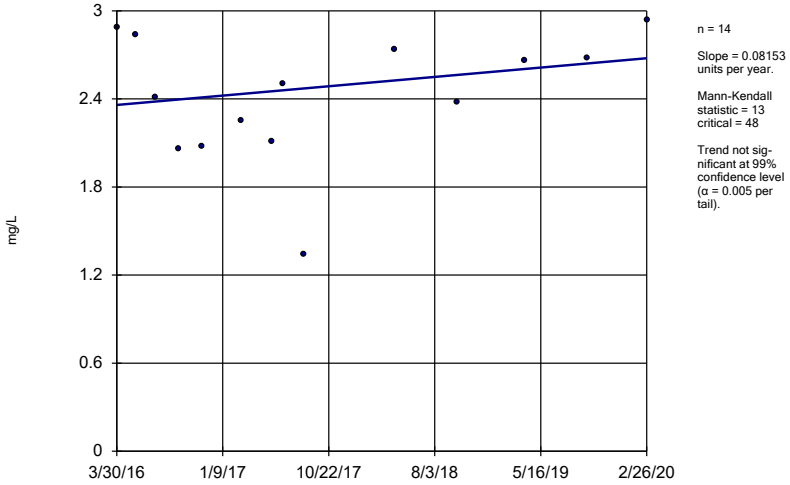

n = 14

Slope = 0.08153 units per year.

Mann-Kendall statistic = 13
critical = 48

Trend not significant at 99% confidence level (α = 0.005 per tail).

Constituent: Boron Analysis Run 7/23/2020 11:16 AM View: Trend Test

Plant Gaston Client: Southern Company Data: Gaston Ash Pond

Sanitas™ v.9.6.24 Sanitas software licensed to Southern Company. UG

Sen's Slope Estimator

GN-AP-MW-7

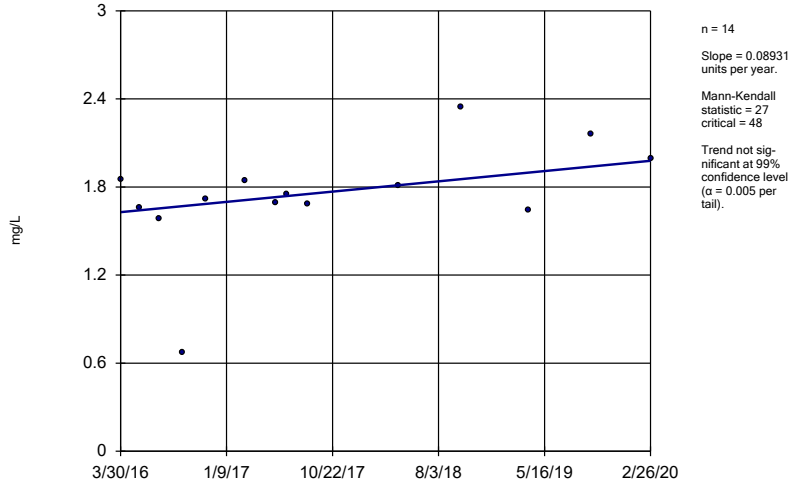

n = 14

Slope = 0.08931 units per year.

Mann-Kendall statistic = 27
critical = 48

Trend not significant at 99% confidence level (α = 0.005 per tail).

Constituent: Boron Analysis Run 7/23/2020 11:16 AM View: Trend Test

Plant Gaston Client: Southern Company Data: Gaston Ash Pond

Sanitas™ v.9.6.24 Sanitas software licensed to Southern Company. UG

Sen's Slope Estimator

GN-AP-MW-11

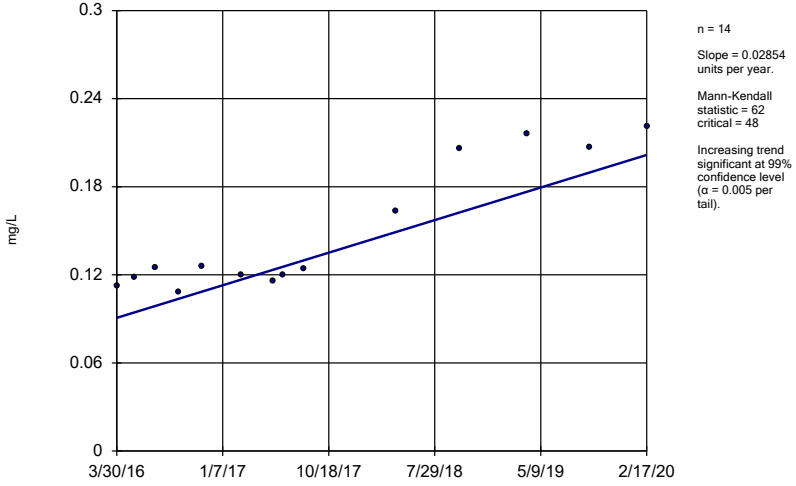

n = 14

Slope = 0.02854 units per year.

Mann-Kendall statistic = 62
critical = 48

Increasing trend significant at 99% confidence level (α = 0.005 per tail).

Constituent: Boron Analysis Run 7/23/2020 11:16 AM View: Trend Test

Plant Gaston Client: Southern Company Data: Gaston Ash Pond

Sanitas™ v.9.6.24 Sanitas software licensed to Southern Company. UG

Sen's Slope Estimator

GN-AP-MW-12

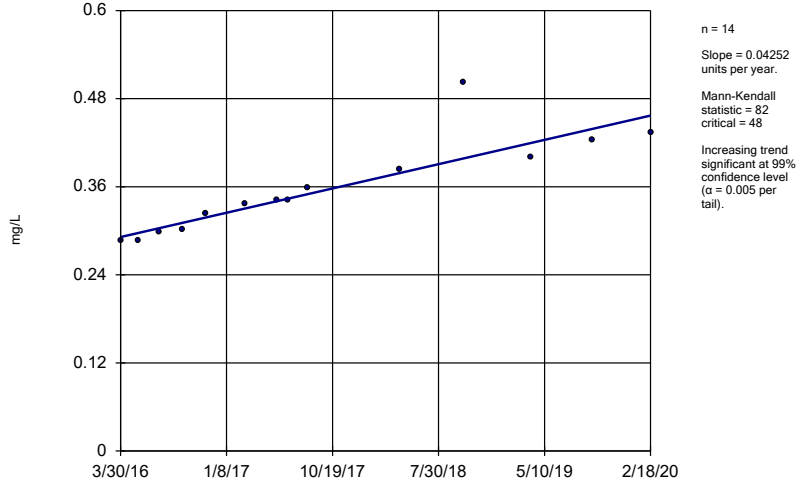

n = 14

Slope = 0.04252 units per year.

Mann-Kendall statistic = 82
critical = 48

Increasing trend significant at 99% confidence level (α = 0.005 per tail).

Constituent: Boron Analysis Run 7/23/2020 11:16 AM View: Trend Test

Plant Gaston Client: Southern Company Data: Gaston Ash Pond

Sanitas™ v.9.6.24 Sanitas software licensed to Southern Company. UG

Sen's Slope Estimator

GN-AP-MW-15R

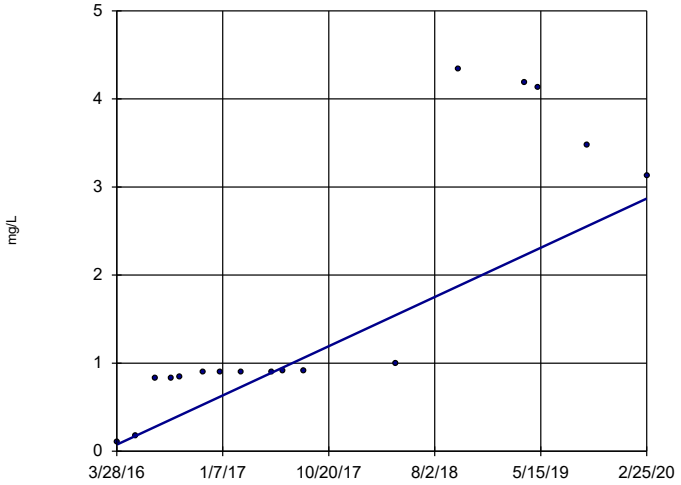

n = 17

Slope = 0.7135 units per year.

Mann-Kendall statistic = 107
critical = 63

Increasing trend significant at 99% confidence level (α = 0.005 per tail).

Constituent: Boron Analysis Run 7/23/2020 11:16 AM View: Trend Test

Plant Gaston Client: Southern Company Data: Gaston Ash Pond

Sanitas™ v.9.6.24 Sanitas software licensed to Southern Company. UG

Sen's Slope Estimator

GN-AP-MW-16

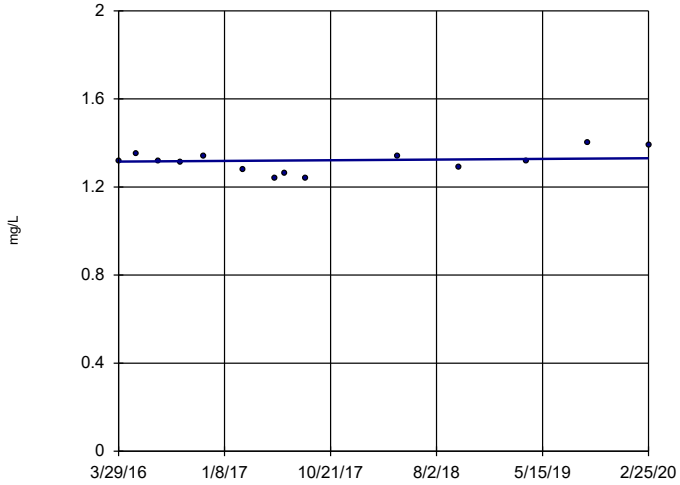

n = 14

Slope = 0.003916 units per year.

Mann-Kendall statistic = 6
critical = 48

Trend not significant at 99% confidence level (α = 0.005 per tail).

Constituent: Boron Analysis Run 7/23/2020 11:16 AM View: Trend Test

Plant Gaston Client: Southern Company Data: Gaston Ash Pond

Sanitas™ v.9.6.24 Sanitas software licensed to Southern Company. UG

Sen's Slope Estimator

GN-AP-MW-17

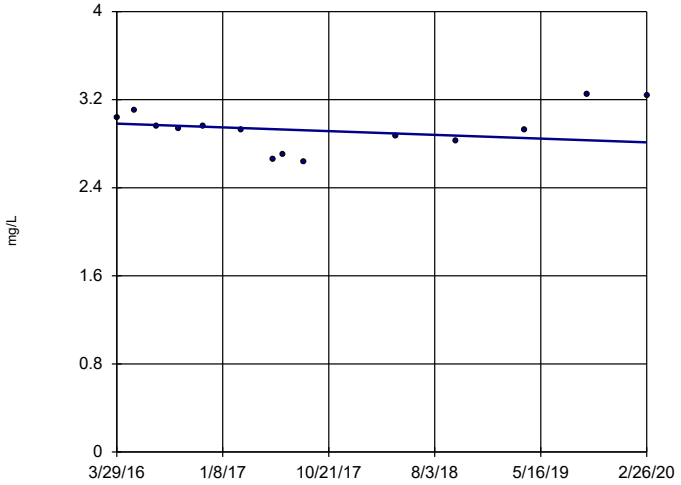

n = 14

Slope = -0.04345 units per year.

Mann-Kendall statistic = -13
critical = -48

Trend not significant at 99% confidence level (α = 0.005 per tail).

Constituent: Boron Analysis Run 7/23/2020 11:16 AM View: Trend Test

Plant Gaston Client: Southern Company Data: Gaston Ash Pond

Sanitas™ v.9.6.24 Sanitas software licensed to Southern Company. UG

Sen's Slope Estimator

GN-AP-MW-18

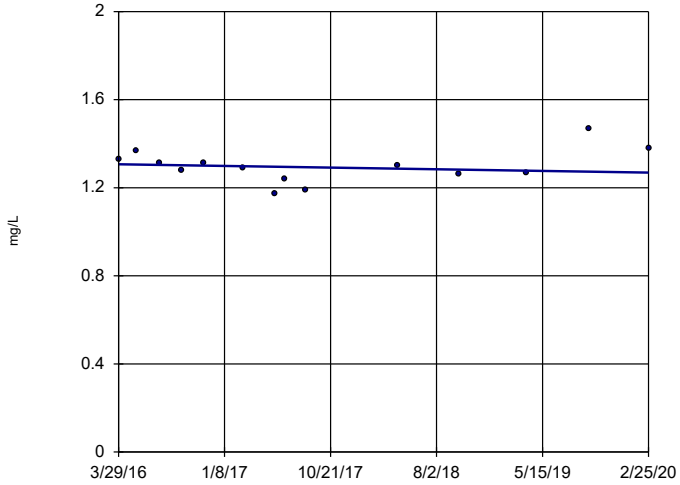

n = 14

Slope = -0.009555 units per year.

Mann-Kendall statistic = -8
critical = -48

Trend not significant at 99% confidence level (α = 0.005 per tail).

Constituent: Boron Analysis Run 7/23/2020 11:16 AM View: Trend Test

Plant Gaston Client: Southern Company Data: Gaston Ash Pond

Sanitas™ v.9.6.24 Sanitas software licensed to Southern Company. UG

Sen's Slope Estimator

GN-AP-MW-20

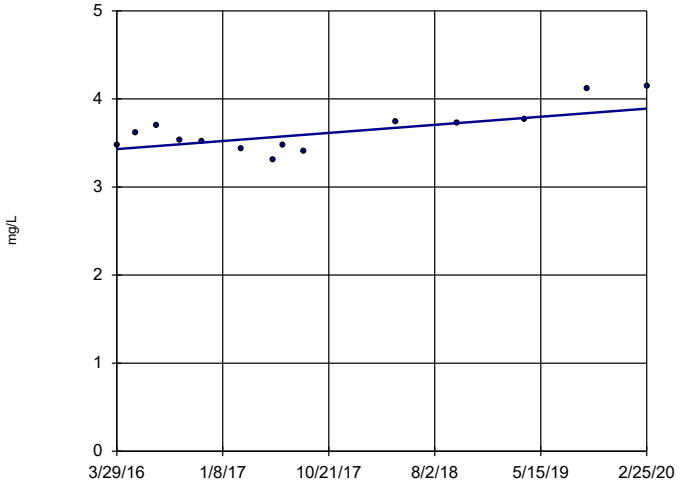

n = 14

Slope = 0.1171 units per year.

Mann-Kendall statistic = 34
critical = 48

Trend not significant at 99% confidence level (α = 0.005 per tail).

Constituent: Boron Analysis Run 7/23/2020 11:16 AM View: Trend Test
Plant Gaston Client: Southern Company Data: Gaston Ash Pond

Sanitas™ v.9.6.24 Sanitas software licensed to Southern Company. UG

Sen's Slope Estimator

GN-AP-MW-21

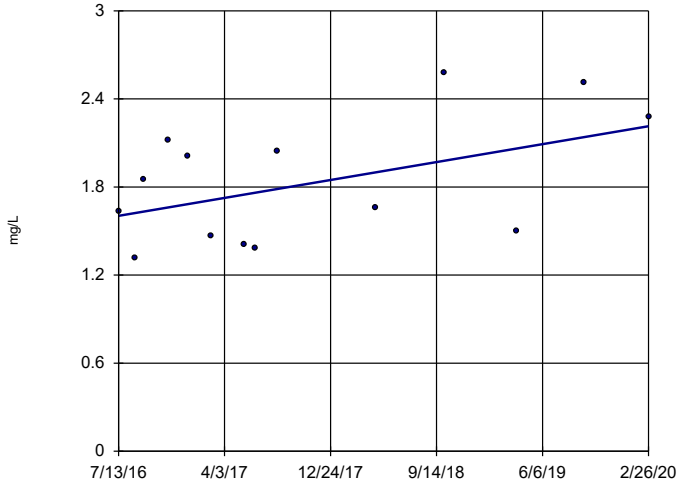

n = 14

Slope = 0.1683 units per year.

Mann-Kendall statistic = 27
critical = 48

Trend not significant at 99% confidence level (α = 0.005 per tail).

Constituent: Boron Analysis Run 7/23/2020 11:16 AM View: Trend Test
Plant Gaston Client: Southern Company Data: Gaston Ash Pond

Sanitas™ v.9.6.24 Sanitas software licensed to Southern Company. UG

Sen's Slope Estimator

GN-AP-MW-22

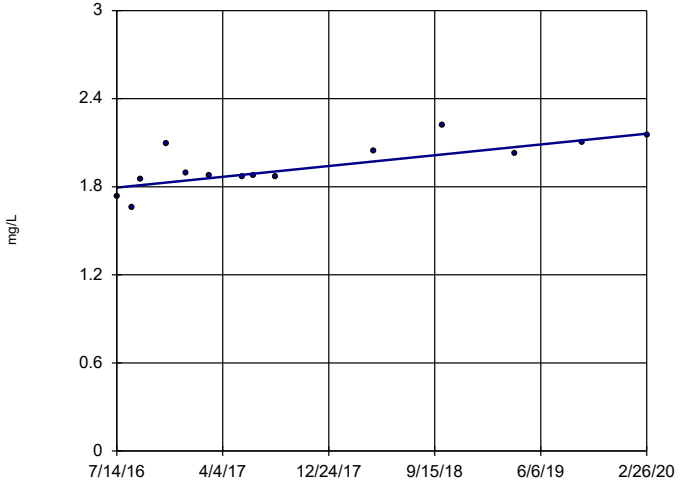

n = 14

Slope = 0.1013 units per year.

Mann-Kendall statistic = 51
critical = 48

Increasing trend significant at 99% confidence level (α = 0.005 per tail).

Constituent: Boron Analysis Run 7/23/2020 11:16 AM View: Trend Test
Plant Gaston Client: Southern Company Data: Gaston Ash Pond

Sanitas™ v.9.6.24 Sanitas software licensed to Southern Company. UG

Sen's Slope Estimator

GN-AP-MW-1

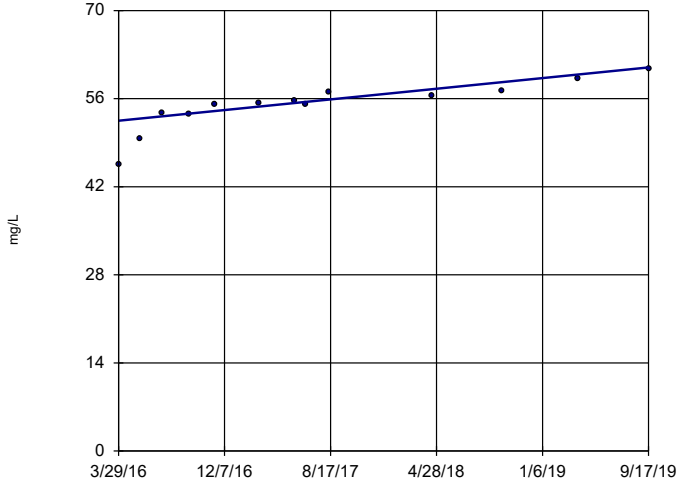

n = 13

Slope = 2.442 units per year.

Mann-Kendall statistic = 69
critical = 43

Increasing trend significant at 99% confidence level (α = 0.005 per tail).

Constituent: Calcium Analysis Run 7/23/2020 11:16 AM View: Trend Test
Plant Gaston Client: Southern Company Data: Gaston Ash Pond

Sanitas™ v.9.6.24 Sanitas software licensed to Southern Company. UG

Sen's Slope Estimator

GN-AP-MW-2 (bg)

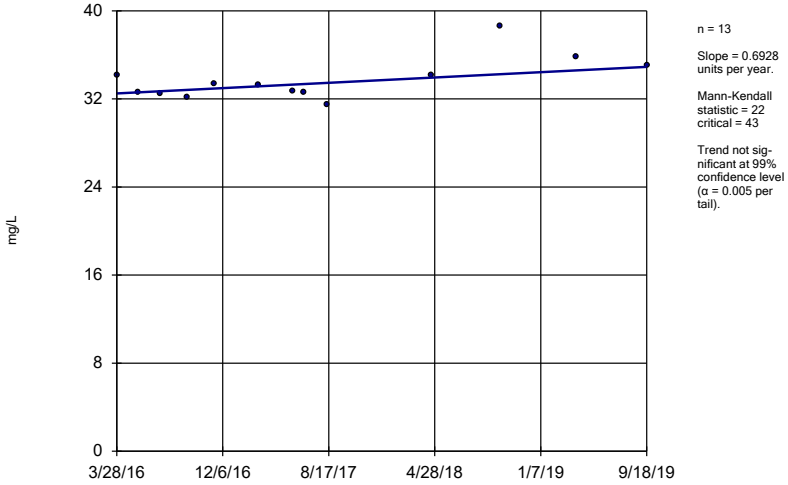

n = 13

Slope = 0.6928 units per year.

Mann-Kendall statistic = 22 critical = 43

Trend not significant at 99% confidence level (α = 0.005 per tail).

Constituent: Calcium Analysis Run 7/23/2020 11:16 AM View: Trend Test

Plant Gaston Client: Southern Company Data: Gaston Ash Pond

Sanitas™ v.9.6.24 Sanitas software licensed to Southern Company. UG

Sen's Slope Estimator

GN-AP-MW-3 (bg)

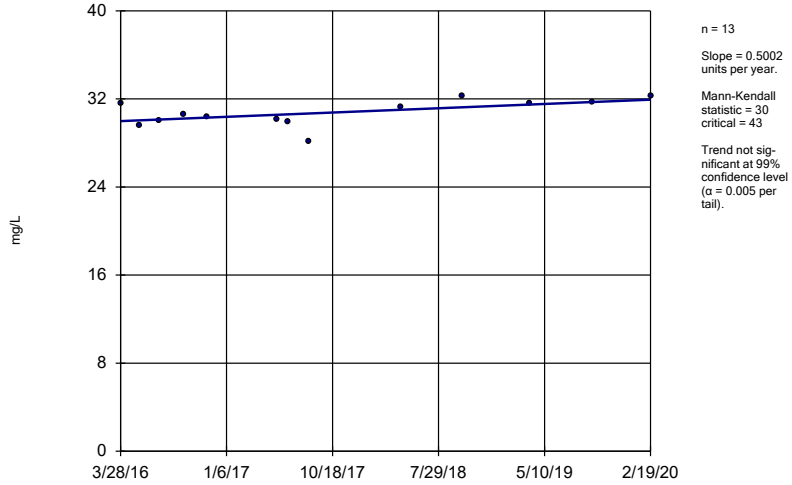

n = 13

Slope = 0.5002 units per year.

Mann-Kendall statistic = 30 critical = 43

Trend not significant at 99% confidence level (α = 0.005 per tail).

Constituent: Calcium Analysis Run 7/23/2020 11:16 AM View: Trend Test

Plant Gaston Client: Southern Company Data: Gaston Ash Pond

Sanitas™ v.9.6.24 Sanitas software licensed to Southern Company. UG

Sen's Slope Estimator

GN-AP-MW-4

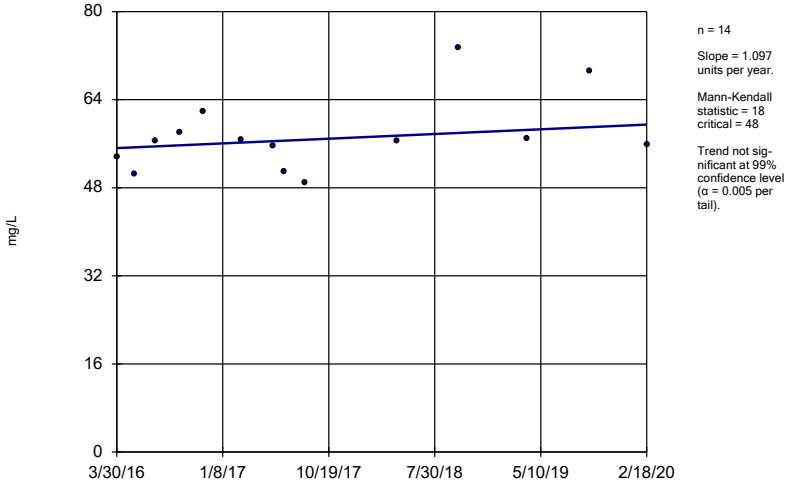

n = 14

Slope = 1.097 units per year.

Mann-Kendall statistic = 18 critical = 48

Trend not significant at 99% confidence level (α = 0.005 per tail).

Constituent: Calcium Analysis Run 7/23/2020 11:16 AM View: Trend Test

Plant Gaston Client: Southern Company Data: Gaston Ash Pond

Sanitas™ v.9.6.24 Sanitas software licensed to Southern Company. UG

Sen's Slope Estimator

GN-AP-MW-5

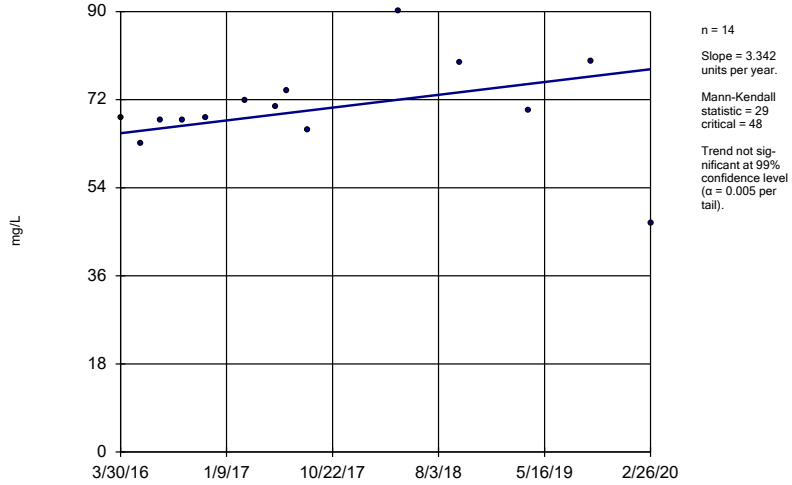

n = 14

Slope = 3.342 units per year.

Mann-Kendall statistic = 29 critical = 48

Trend not significant at 99% confidence level (α = 0.005 per tail).

Constituent: Calcium Analysis Run 7/23/2020 11:16 AM View: Trend Test

Plant Gaston Client: Southern Company Data: Gaston Ash Pond

Sanitas™ v.9.6.24 Sanitas software licensed to Southern Company. UG

Sen's Slope Estimator

GN-AP-MW-6

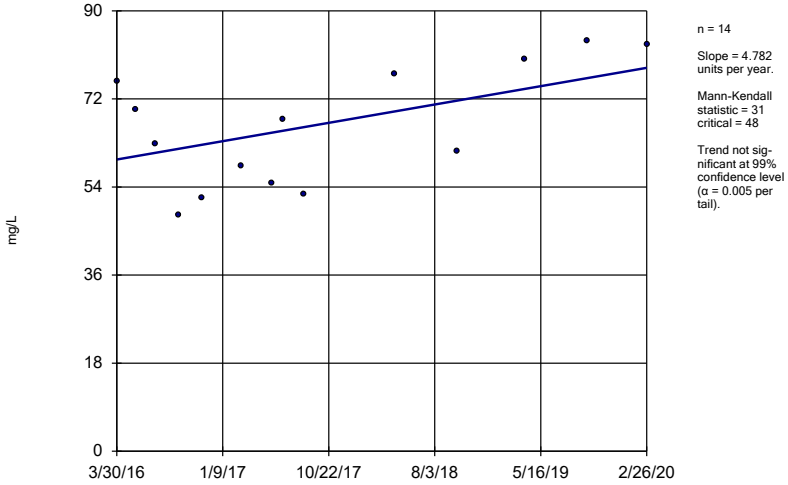

n = 14

Slope = 4.782 units per year.

Mann-Kendall statistic = 31 critical = 48

Trend not significant at 99% confidence level (α = 0.005 per tail).

Constituent: Calcium Analysis Run 7/23/2020 11:16 AM View: Trend Test

Plant Gaston Client: Southern Company Data: Gaston Ash Pond

Sanitas™ v.9.6.24 Sanitas software licensed to Southern Company. UG

Sen's Slope Estimator

GN-AP-MW-7

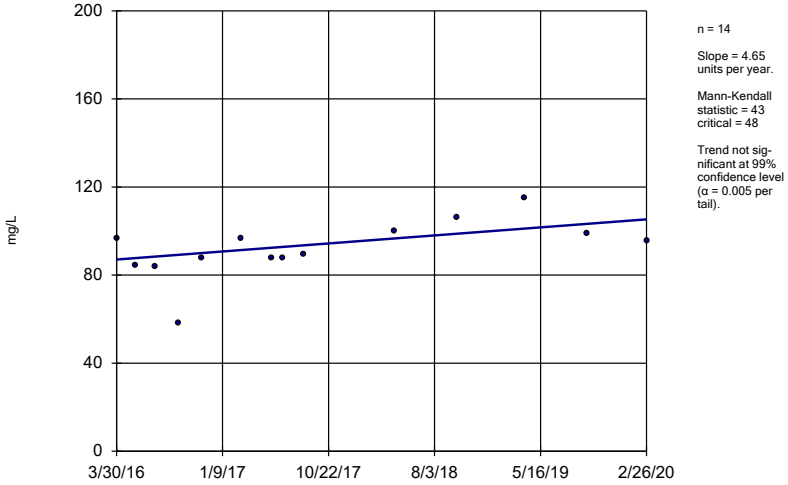

n = 14

Slope = 4.65 units per year.

Mann-Kendall statistic = 43 critical = 48

Trend not significant at 99% confidence level (α = 0.005 per tail).

Constituent: Calcium Analysis Run 7/23/2020 11:16 AM View: Trend Test

Plant Gaston Client: Southern Company Data: Gaston Ash Pond

Sanitas™ v.9.6.24 Sanitas software licensed to Southern Company. UG

Sen's Slope Estimator

GN-AP-MW-8

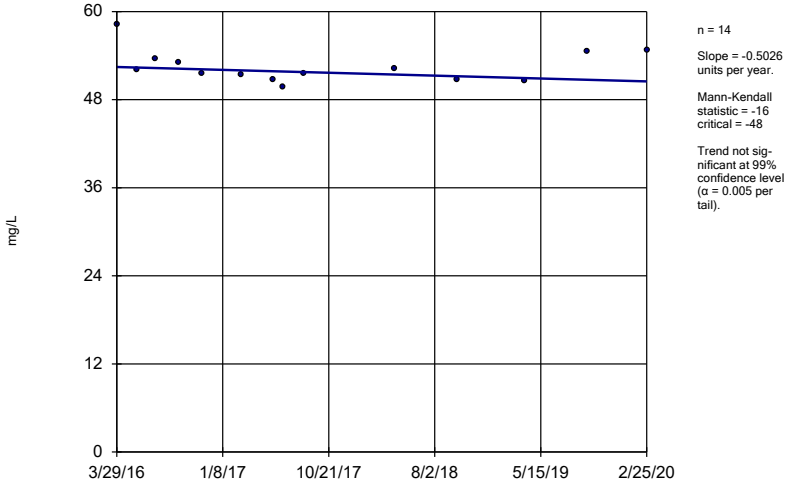

n = 14

Slope = -0.5026 units per year.

Mann-Kendall statistic = -16 critical = -48

Trend not significant at 99% confidence level (α = 0.005 per tail).

Constituent: Calcium Analysis Run 7/23/2020 11:16 AM View: Trend Test

Plant Gaston Client: Southern Company Data: Gaston Ash Pond

Sanitas™ v.9.6.24 Sanitas software licensed to Southern Company. UG

Sen's Slope Estimator

GN-AP-MW-10

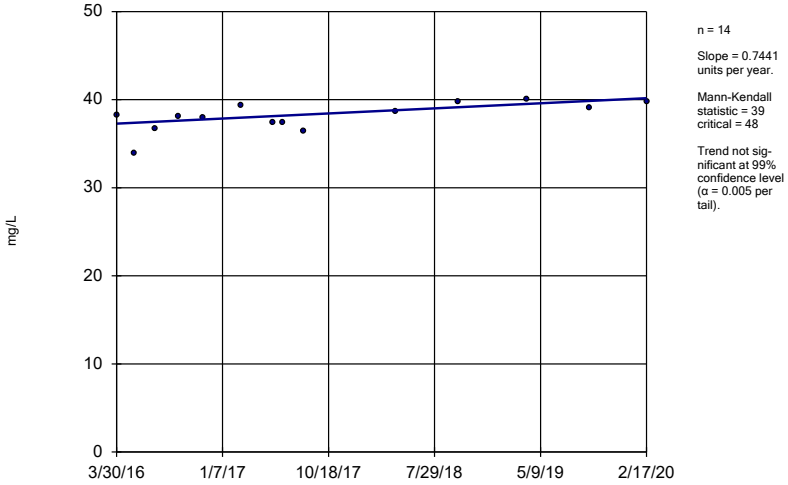

n = 14

Slope = 0.7441 units per year.

Mann-Kendall statistic = 39 critical = 48

Trend not significant at 99% confidence level (α = 0.005 per tail).

Constituent: Calcium Analysis Run 7/23/2020 11:16 AM View: Trend Test

Plant Gaston Client: Southern Company Data: Gaston Ash Pond

Sanitas™ v.9.6.24 Sanitas software licensed to Southern Company. UG

Sen's Slope Estimator

GN-AP-MW-11

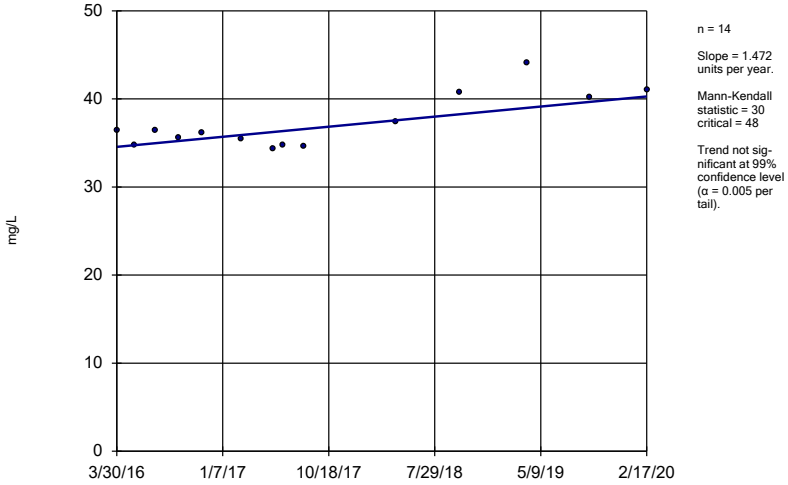

n = 14

Slope = 1.472 units per year.

Mann-Kendall statistic = 30 critical = 48

Trend not significant at 99% confidence level (α = 0.005 per tail).

Constituent: Calcium Analysis Run 7/23/2020 11:16 AM View: Trend Test

Plant Gaston Client: Southern Company Data: Gaston Ash Pond

Sanitas™ v.9.6.24 Sanitas software licensed to Southern Company. UG

Sen's Slope Estimator

GN-AP-MW-12

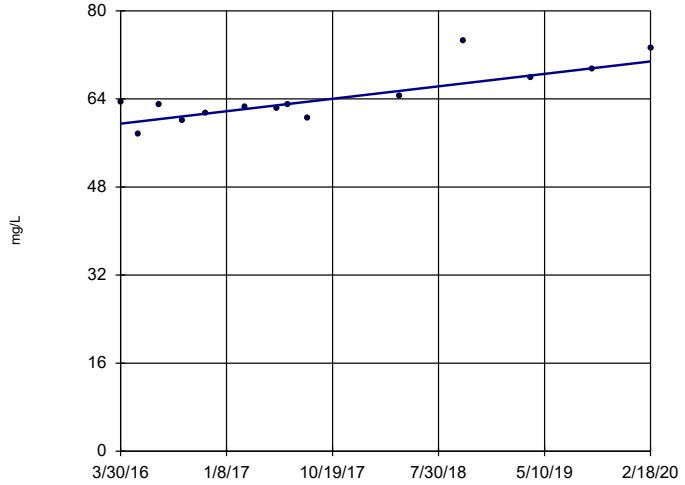

n = 14

Slope = 2.904 units per year.

Mann-Kendall statistic = 49 critical = 48

Increasing trend significant at 99% confidence level (α = 0.005 per tail).

Constituent: Calcium Analysis Run 7/23/2020 11:16 AM View: Trend Test

Plant Gaston Client: Southern Company Data: Gaston Ash Pond

Sanitas™ v.9.6.24 Sanitas software licensed to Southern Company. UG

Sen's Slope Estimator

GN-AP-MW-13

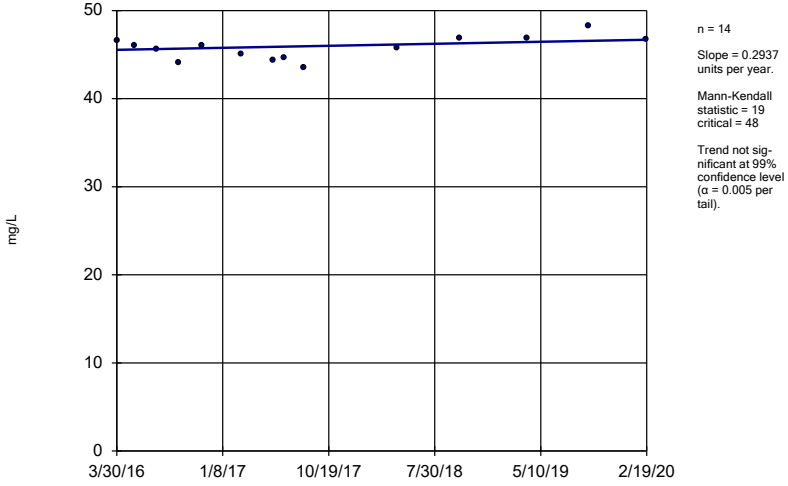

n = 14

Slope = 0.2937 units per year.

Mann-Kendall statistic = 19 critical = 48

Trend not significant at 99% confidence level (α = 0.005 per tail).

Constituent: Calcium Analysis Run 7/23/2020 11:17 AM View: Trend Test

Plant Gaston Client: Southern Company Data: Gaston Ash Pond

Sanitas™ v.9.6.24 Sanitas software licensed to Southern Company. UG

Sen's Slope Estimator

GN-AP-MW-14

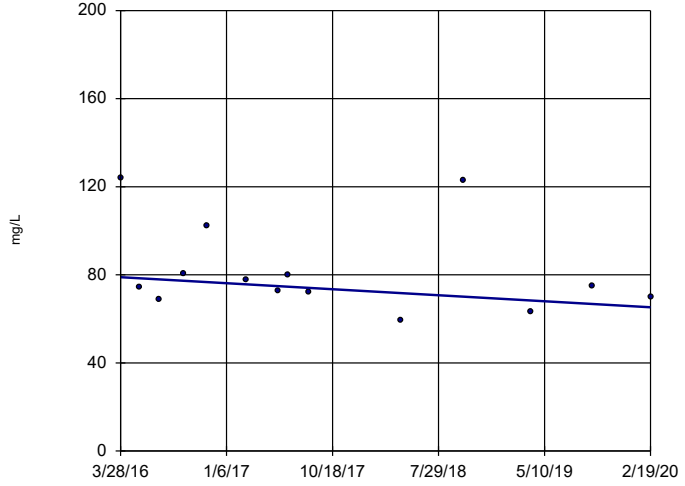

n = 14

Slope = -3.518 units per year.

Mann-Kendall statistic = -27 critical = -48

Trend not significant at 99% confidence level (α = 0.005 per tail).

Constituent: Calcium Analysis Run 7/23/2020 11:17 AM View: Trend Test

Plant Gaston Client: Southern Company Data: Gaston Ash Pond

Sanitas™ v.9.6.24 Sanitas software licensed to Southern Company. UG

Sen's Slope Estimator

GN-AP-MW-15R

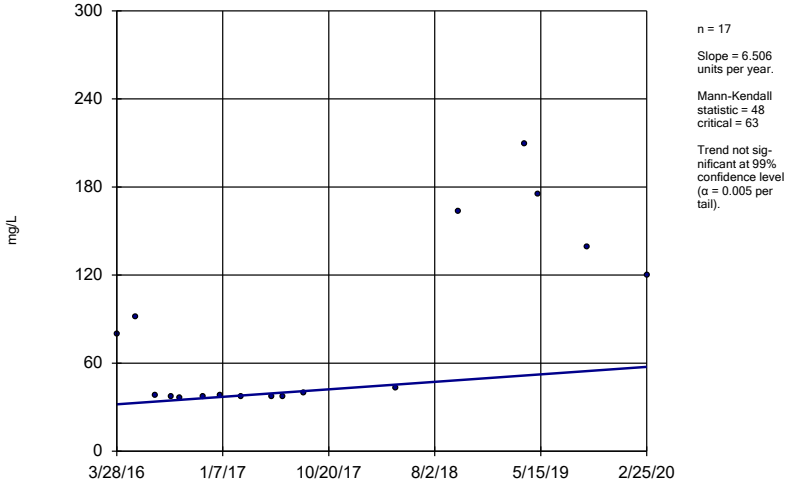

n = 17

Slope = 6.506 units per year.

Mann-Kendall statistic = 48
critical = 63

Trend not significant at 99% confidence level (α = 0.005 per tail).

Constituent: Calcium Analysis Run 7/23/2020 11:17 AM View: Trend Test

Plant Gaston Client: Southern Company Data: Gaston Ash Pond

Sanitas™ v.9.6.24 Sanitas software licensed to Southern Company. UG

Sen's Slope Estimator

GN-AP-MW-16

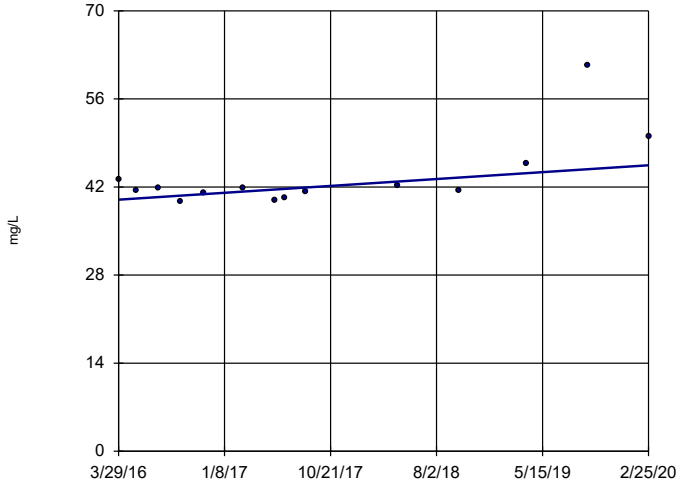

n = 14

Slope = 1.397 units per year.

Mann-Kendall statistic = 31
critical = 48

Trend not significant at 99% confidence level (α = 0.005 per tail).

Constituent: Calcium Analysis Run 7/23/2020 11:17 AM View: Trend Test

Plant Gaston Client: Southern Company Data: Gaston Ash Pond

Sanitas™ v.9.6.24 Sanitas software licensed to Southern Company. UG

Sen's Slope Estimator

GN-AP-MW-17

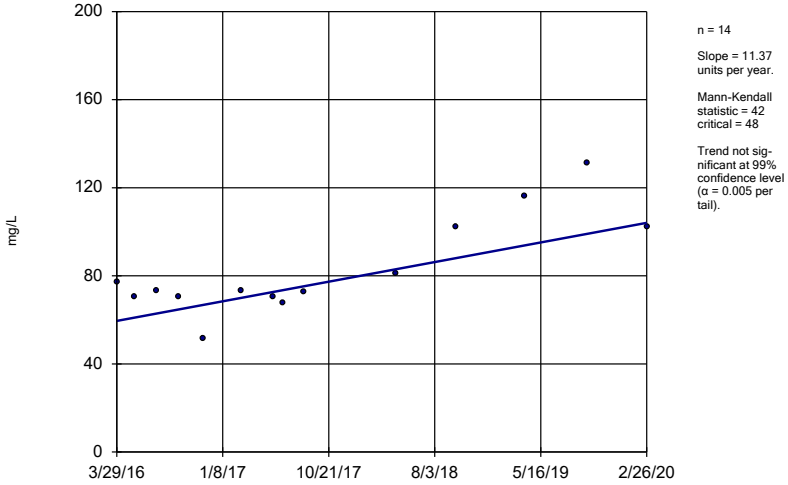

n = 14

Slope = 11.37 units per year.

Mann-Kendall statistic = 42
critical = 48

Trend not significant at 99% confidence level (α = 0.005 per tail).

Constituent: Calcium Analysis Run 7/23/2020 11:17 AM View: Trend Test

Plant Gaston Client: Southern Company Data: Gaston Ash Pond

Sanitas™ v.9.6.24 Sanitas software licensed to Southern Company. UG

Sen's Slope Estimator

GN-AP-MW-18

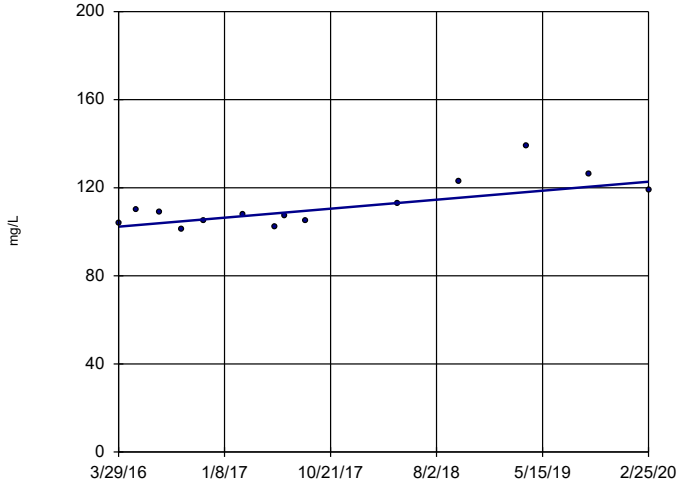

n = 14

Slope = 5.218 units per year.

Mann-Kendall statistic = 42
critical = 48

Trend not significant at 99% confidence level (α = 0.005 per tail).

Constituent: Calcium Analysis Run 7/23/2020 11:17 AM View: Trend Test

Plant Gaston Client: Southern Company Data: Gaston Ash Pond

Sanitas™ v.9.6.24 Sanitas software licensed to Southern Company. UG

Sen's Slope Estimator

GN-AP-MW-19

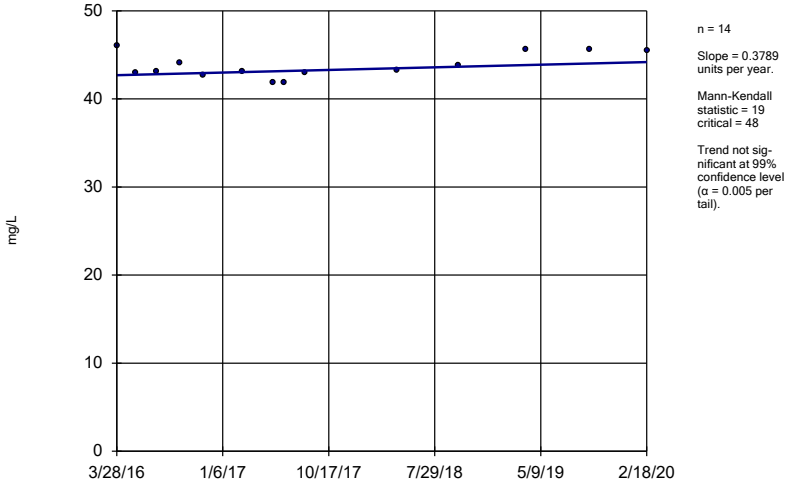

n = 14

Slope = 0.3789 units per year.

Mann-Kendall statistic = 19
critical = 48

Trend not significant at 99% confidence level (α = 0.005 per tail).

Constituent: Calcium Analysis Run 7/23/2020 11:17 AM View: Trend Test
Plant Gaston Client: Southern Company Data: Gaston Ash Pond

Sanitas™ v.9.6.24 Sanitas software licensed to Southern Company. UG

Sen's Slope Estimator

GN-AP-MW-20

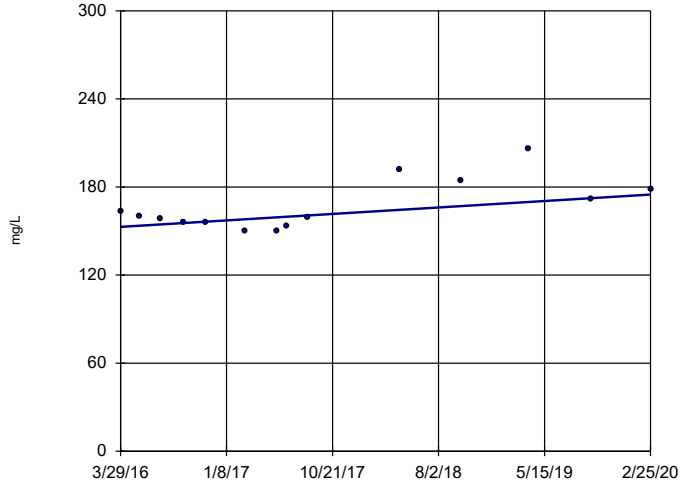

n = 14

Slope = 5.626 units per year.

Mann-Kendall statistic = 23
critical = 48

Trend not significant at 99% confidence level (α = 0.005 per tail).

Constituent: Calcium Analysis Run 7/23/2020 11:17 AM View: Trend Test
Plant Gaston Client: Southern Company Data: Gaston Ash Pond

Sanitas™ v.9.6.24 Sanitas software licensed to Southern Company. UG

Sen's Slope Estimator

GN-AP-MW-21

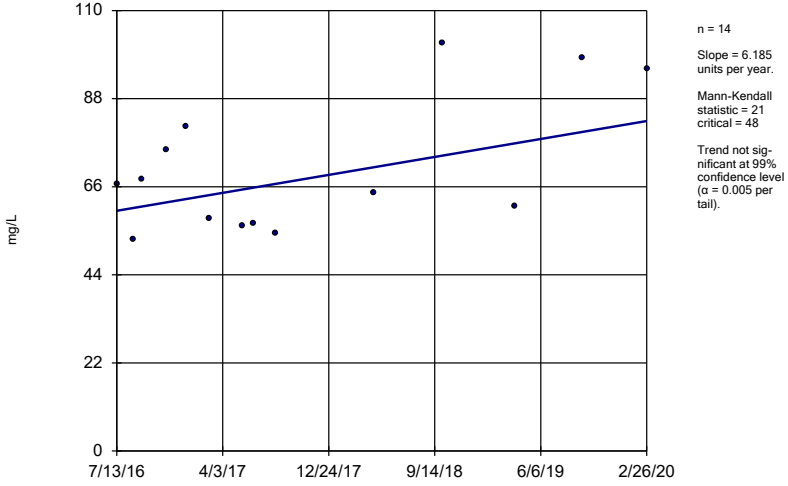

n = 14

Slope = 6.185 units per year.

Mann-Kendall statistic = 21
critical = 48

Trend not significant at 99% confidence level (α = 0.005 per tail).

Constituent: Calcium Analysis Run 7/23/2020 11:17 AM View: Trend Test
Plant Gaston Client: Southern Company Data: Gaston Ash Pond

Sanitas™ v.9.6.24 Sanitas software licensed to Southern Company. UG

Sen's Slope Estimator

GN-AP-MW-22

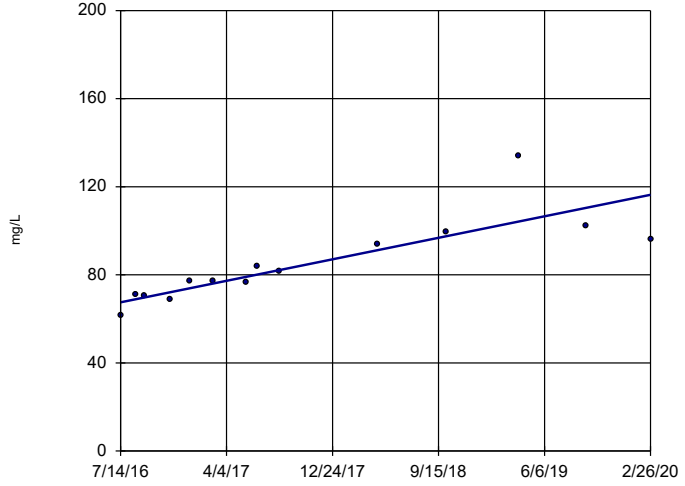

n = 14

Slope = 13.47 units per year.

Mann-Kendall statistic = 70
critical = 48

Increasing trend significant at 99% confidence level (α = 0.005 per tail).

Constituent: Calcium Analysis Run 7/23/2020 11:17 AM View: Trend Test
Plant Gaston Client: Southern Company Data: Gaston Ash Pond

Sanitas™ v.9.6.24 Sanitas software licensed to Southern Company. UG
Hollow symbols indicate censored values.

Sen's Slope Estimator

GN-AP-MW-2 (bg)

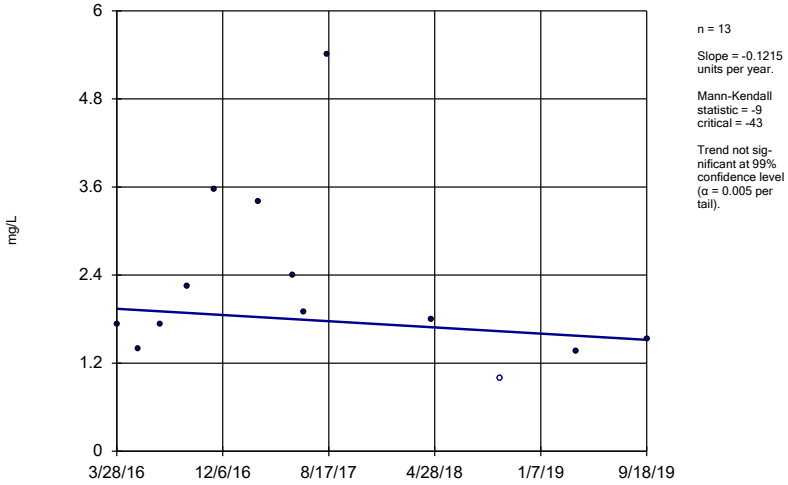

n = 13

Slope = -0.1215 units per year.

Mann-Kendall statistic = -9
critical = -43

Trend not significant at 99% confidence level (α = 0.005 per tail).

Constituent: Chloride Analysis Run 7/23/2020 11:17 AM View: Trend Test
Plant Gaston Client: Southern Company Data: Gaston Ash Pond

Sanitas™ v.9.6.24 Sanitas software licensed to Southern Company. UG

Sen's Slope Estimator

GN-AP-MW-3 (bg)

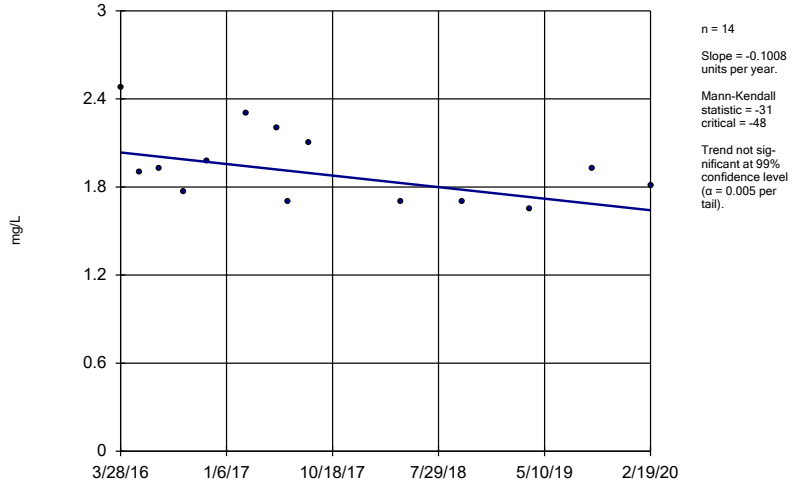

n = 14

Slope = -0.1008 units per year.

Mann-Kendall statistic = -31
critical = -48

Trend not significant at 99% confidence level (α = 0.005 per tail).

Constituent: Chloride Analysis Run 7/23/2020 11:17 AM View: Trend Test
Plant Gaston Client: Southern Company Data: Gaston Ash Pond

Sanitas™ v.9.6.24 Sanitas software licensed to Southern Company. UG

Sen's Slope Estimator

GN-AP-MW-4

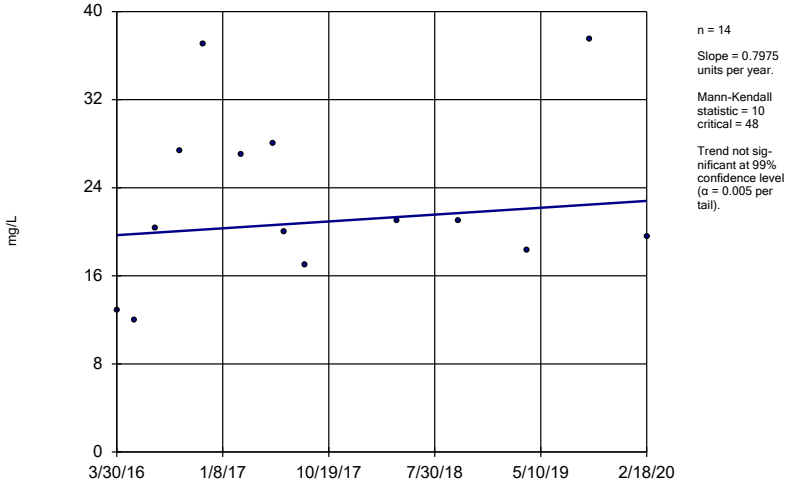

n = 14

Slope = 0.7975 units per year.

Mann-Kendall statistic = 10
critical = 48

Trend not significant at 99% confidence level (α = 0.005 per tail).

Constituent: Chloride Analysis Run 7/23/2020 11:17 AM View: Trend Test
Plant Gaston Client: Southern Company Data: Gaston Ash Pond

Sanitas™ v.9.6.24 Sanitas software licensed to Southern Company. UG

Sen's Slope Estimator

GN-AP-MW-5

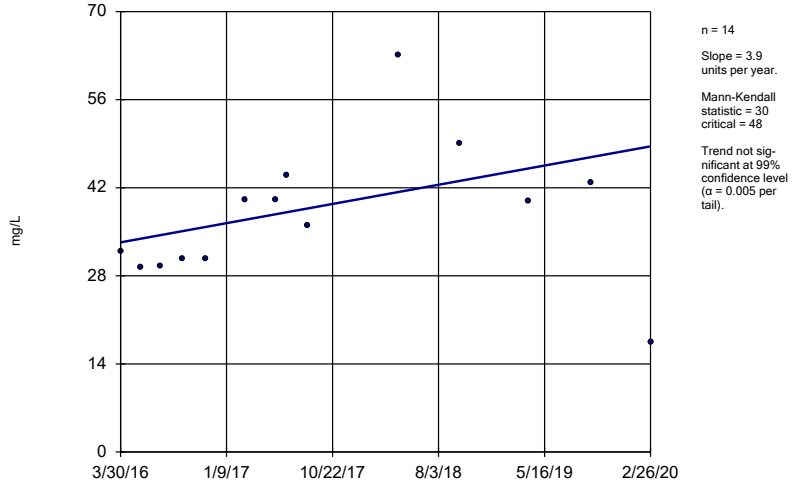

n = 14

Slope = 3.9 units per year.

Mann-Kendall statistic = 30
critical = 48

Trend not significant at 99% confidence level (α = 0.005 per tail).

Constituent: Chloride Analysis Run 7/23/2020 11:17 AM View: Trend Test
Plant Gaston Client: Southern Company Data: Gaston Ash Pond

Sanitas™ v.9.6.24 Sanitas software licensed to Southern Company. UG

Sen's Slope Estimator

GN-AP-MW-6

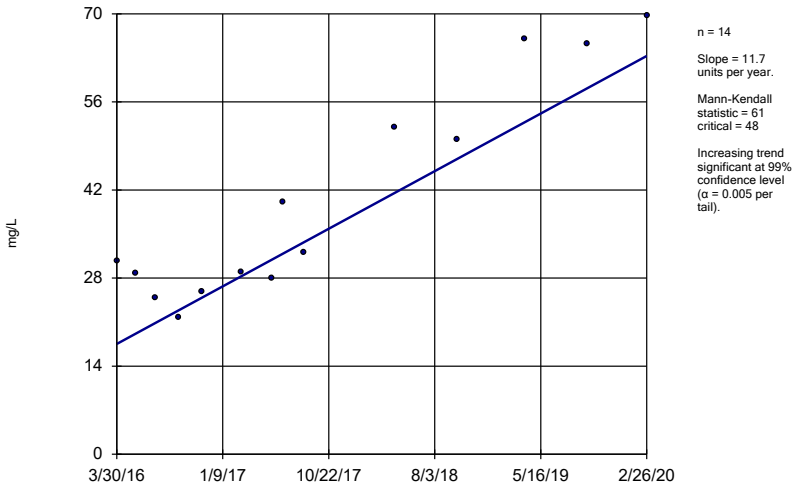

n = 14

Slope = 11.7 units per year.

Mann-Kendall statistic = 61 critical = 48

Increasing trend significant at 99% confidence level (α = 0.005 per tail).

Constituent: Chloride Analysis Run 7/23/2020 11:17 AM View: Trend Test

Plant Gaston Client: Southern Company Data: Gaston Ash Pond

Sanitas™ v.9.6.24 Sanitas software licensed to Southern Company. UG

Sen's Slope Estimator

GN-AP-MW-7

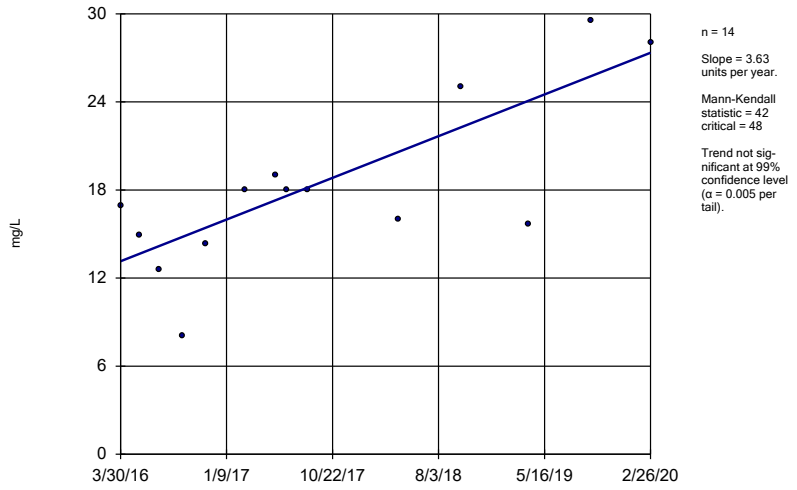

n = 14

Slope = 3.63 units per year.

Mann-Kendall statistic = 42 critical = 48

Trend not significant at 99% confidence level (α = 0.005 per tail).

Constituent: Chloride Analysis Run 7/23/2020 11:17 AM View: Trend Test

Plant Gaston Client: Southern Company Data: Gaston Ash Pond

Sanitas™ v.9.6.24 Sanitas software licensed to Southern Company. UG

Sen's Slope Estimator

GN-AP-MW-9

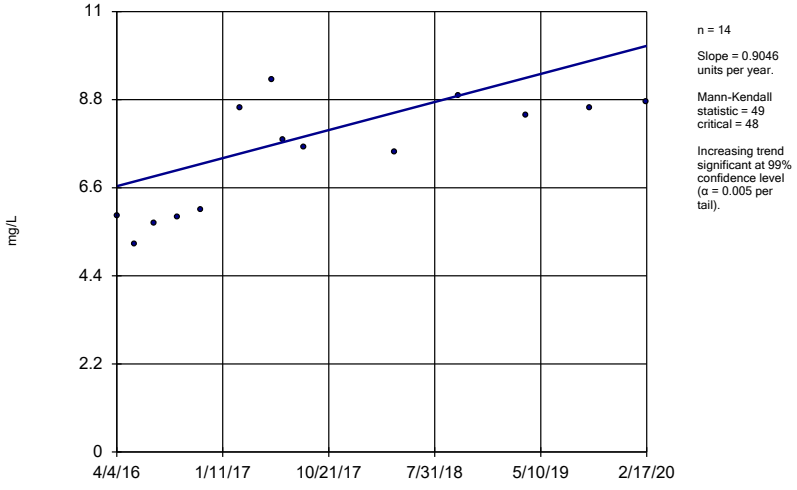

n = 14

Slope = 0.9046 units per year.

Mann-Kendall statistic = 49 critical = 48

Increasing trend significant at 99% confidence level (α = 0.005 per tail).

Constituent: Chloride Analysis Run 7/23/2020 11:17 AM View: Trend Test

Plant Gaston Client: Southern Company Data: Gaston Ash Pond

Sanitas™ v.9.6.24 Sanitas software licensed to Southern Company. UG

Sen's Slope Estimator

GN-AP-MW-11

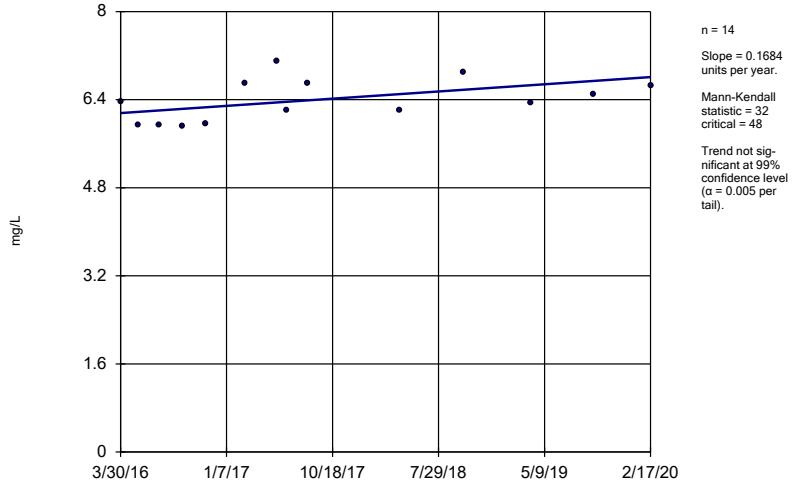

n = 14

Slope = 0.1684 units per year.

Mann-Kendall statistic = 32 critical = 48

Trend not significant at 99% confidence level (α = 0.005 per tail).

Constituent: Chloride Analysis Run 7/23/2020 11:17 AM View: Trend Test

Plant Gaston Client: Southern Company Data: Gaston Ash Pond

Sanitas™ v.9.6.24 Sanitas software licensed to Southern Company. UG

Sen's Slope Estimator

GN-AP-MW-12

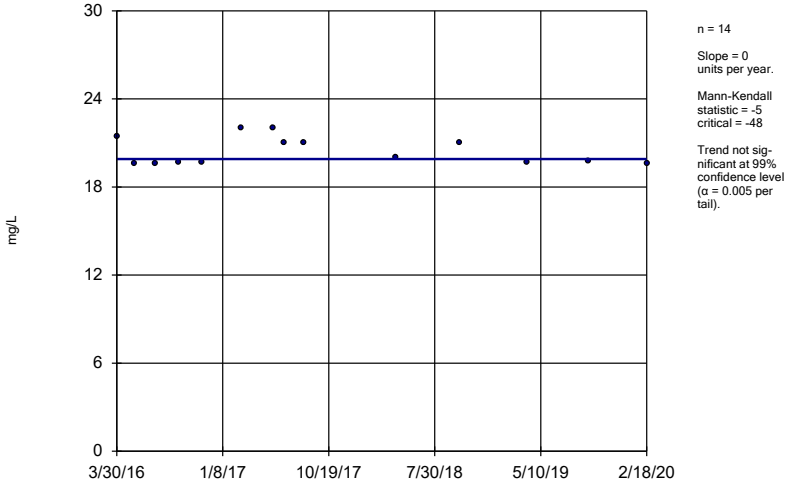

n = 14

Slope = 0 units per year.

Mann-Kendall statistic = -5 critical = -48

Trend not significant at 99% confidence level (α = 0.005 per tail).

Constituent: Chloride Analysis Run 7/23/2020 11:17 AM View: Trend Test

Plant Gaston Client: Southern Company Data: Gaston Ash Pond

Sanitas™ v.9.6.24 Sanitas software licensed to Southern Company. UG

Sen's Slope Estimator

GN-AP-MW-13

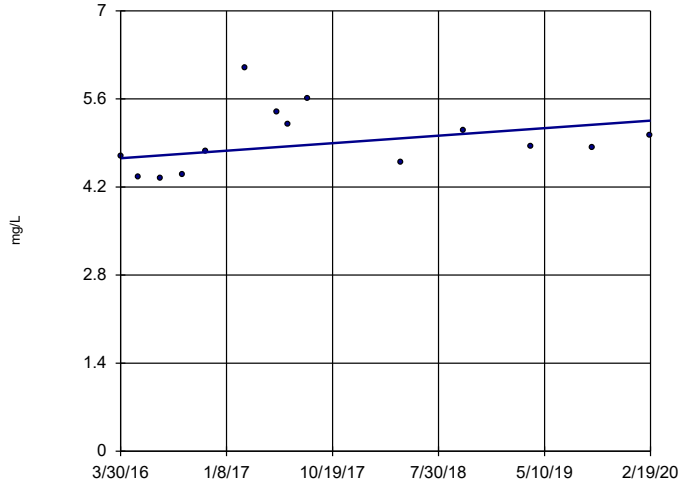

n = 14

Slope = 0.153 units per year.

Mann-Kendall statistic = 23 critical = 48

Trend not significant at 99% confidence level (α = 0.005 per tail).

Constituent: Chloride Analysis Run 7/23/2020 11:17 AM View: Trend Test

Plant Gaston Client: Southern Company Data: Gaston Ash Pond

Sanitas™ v.9.6.24 Sanitas software licensed to Southern Company. UG

Sen's Slope Estimator

GN-AP-MW-14

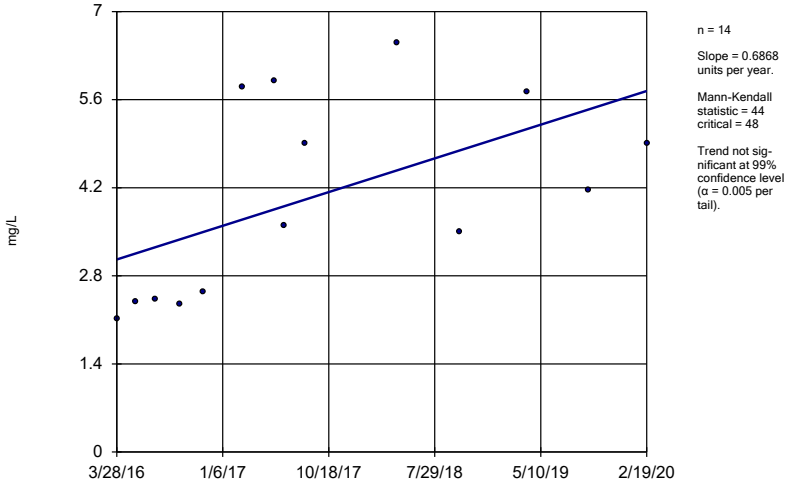

n = 14

Slope = 0.6868 units per year.

Mann-Kendall statistic = 44 critical = 48

Trend not significant at 99% confidence level (α = 0.005 per tail).

Constituent: Chloride Analysis Run 7/23/2020 11:17 AM View: Trend Test

Plant Gaston Client: Southern Company Data: Gaston Ash Pond

Sanitas™ v.9.6.24 Sanitas software licensed to Southern Company. UG

Sen's Slope Estimator

GN-AP-MW-15R

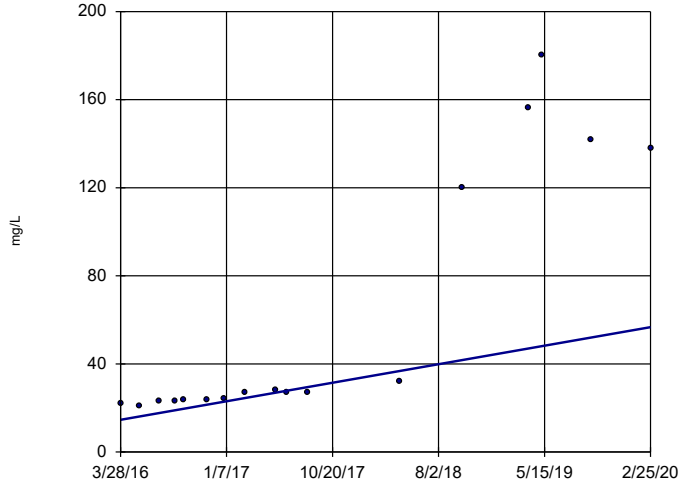

n = 17

Slope = 10.74 units per year.

Mann-Kendall statistic = 117 critical = 63

Increasing trend significant at 99% confidence level (α = 0.005 per tail).

Constituent: Chloride Analysis Run 7/23/2020 11:17 AM View: Trend Test

Plant Gaston Client: Southern Company Data: Gaston Ash Pond

Sanitas™ v.9.6.24 Sanitas software licensed to Southern Company. UG

Sen's Slope Estimator

GN-AP-MW-16

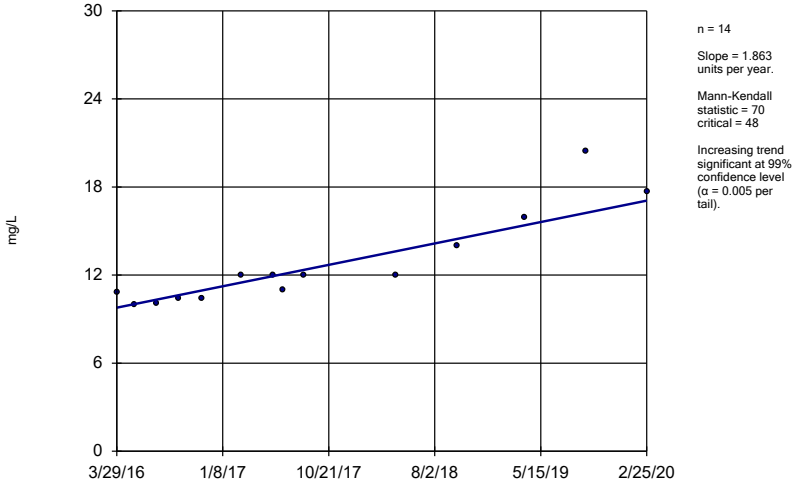

n = 14

Slope = 1.863 units per year.

Mann-Kendall statistic = 70
critical = 48

Increasing trend significant at 99% confidence level (α = 0.005 per tail).

Constituent: Chloride Analysis Run 7/23/2020 11:17 AM View: Trend Test

Plant Gaston Client: Southern Company Data: Gaston Ash Pond

Sanitas™ v.9.6.24 Sanitas software licensed to Southern Company. UG

Sen's Slope Estimator

GN-AP-MW-17

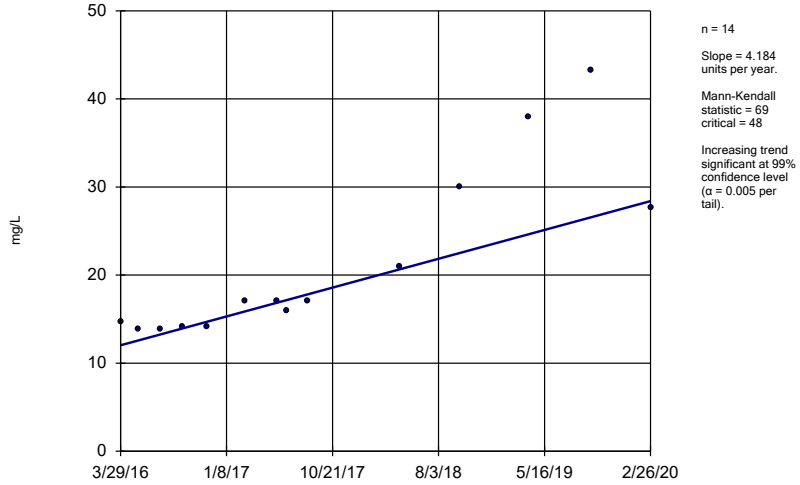

n = 14

Slope = 4.184 units per year.

Mann-Kendall statistic = 69
critical = 48

Increasing trend significant at 99% confidence level (α = 0.005 per tail).

Constituent: Chloride Analysis Run 7/23/2020 11:17 AM View: Trend Test

Plant Gaston Client: Southern Company Data: Gaston Ash Pond

Sanitas™ v.9.6.24 Sanitas software licensed to Southern Company. UG

Sen's Slope Estimator

GN-AP-MW-18

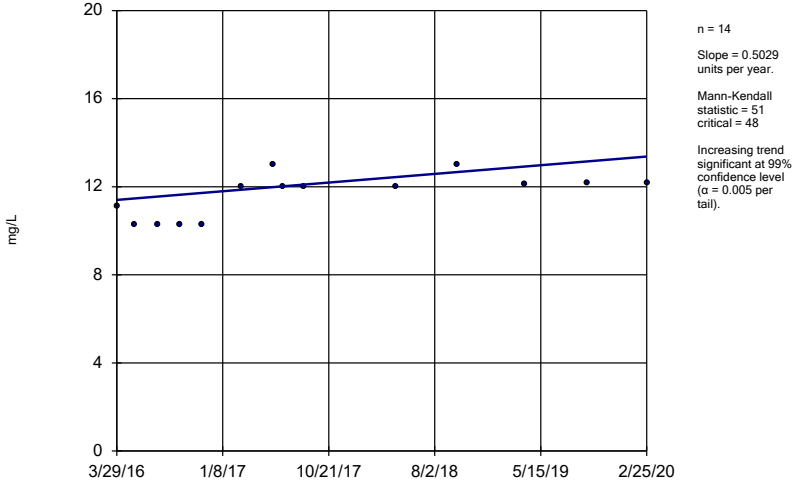

n = 14

Slope = 0.5029 units per year.

Mann-Kendall statistic = 51
critical = 48

Increasing trend significant at 99% confidence level (α = 0.005 per tail).

Constituent: Chloride Analysis Run 7/23/2020 11:17 AM View: Trend Test

Plant Gaston Client: Southern Company Data: Gaston Ash Pond

Sanitas™ v.9.6.24 Sanitas software licensed to Southern Company. UG

Hollow symbols indicate censored values.

Sen's Slope Estimator

GN-AP-MW-19

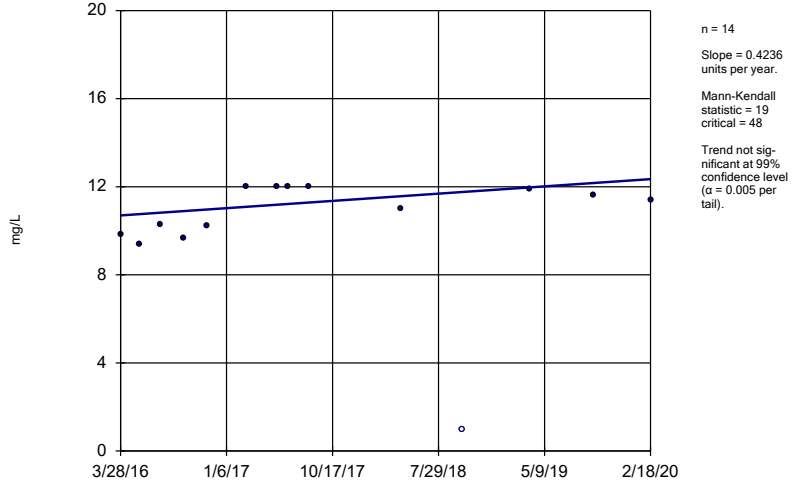

n = 14

Slope = 0.4236 units per year.

Mann-Kendall statistic = 19
critical = 48

Trend not significant at 99% confidence level (α = 0.005 per tail).

Constituent: Chloride Analysis Run 7/23/2020 11:17 AM View: Trend Test

Plant Gaston Client: Southern Company Data: Gaston Ash Pond

Sanitas™ v.9.6.24 Sanitas software licensed to Southern Company. UG

Sen's Slope Estimator

GN-AP-MW-20

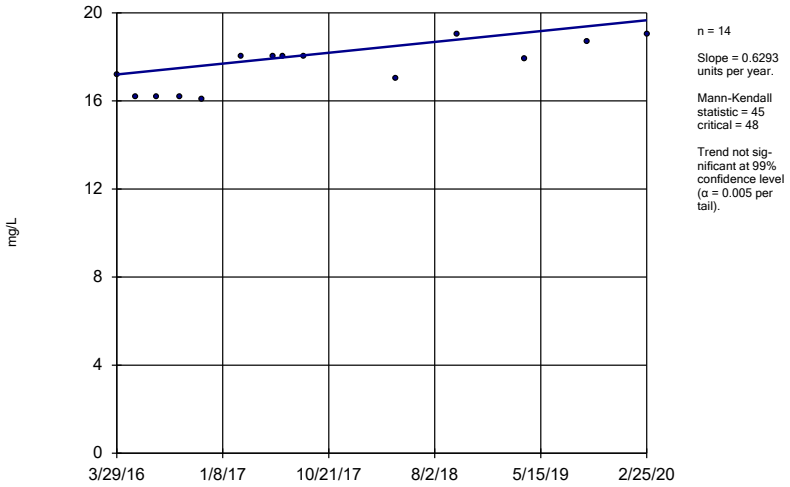

n = 14

Slope = 0.6293 units per year.

Mann-Kendall statistic = 45
critical = 48

Trend not significant at 99% confidence level (α = 0.005 per tail).

Constituent: Chloride Analysis Run 7/23/2020 11:18 AM View: Trend Test

Plant Gaston Client: Southern Company Data: Gaston Ash Pond

Sanitas™ v.9.6.24 Sanitas software licensed to Southern Company. UG

Sen's Slope Estimator

GN-AP-MW-21

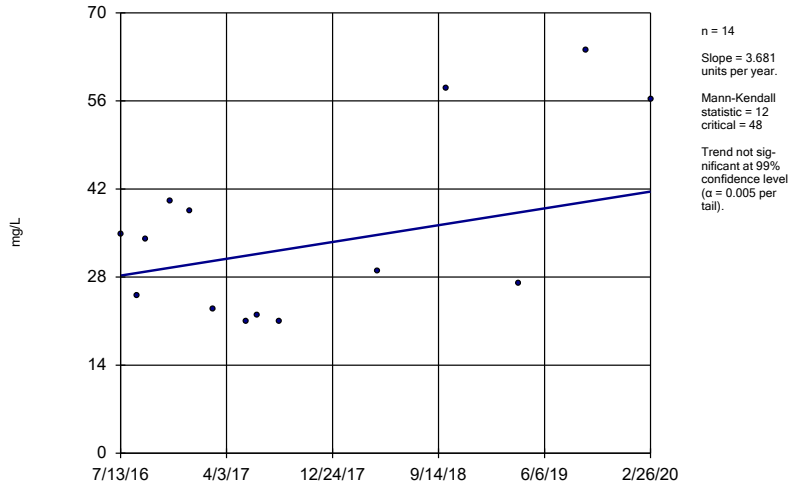

n = 14

Slope = 3.681 units per year.

Mann-Kendall statistic = 12
critical = 48

Trend not significant at 99% confidence level (α = 0.005 per tail).

Constituent: Chloride Analysis Run 7/23/2020 11:18 AM View: Trend Test

Plant Gaston Client: Southern Company Data: Gaston Ash Pond

Sanitas™ v.9.6.24 Sanitas software licensed to Southern Company. UG

Sen's Slope Estimator

GN-AP-MW-22

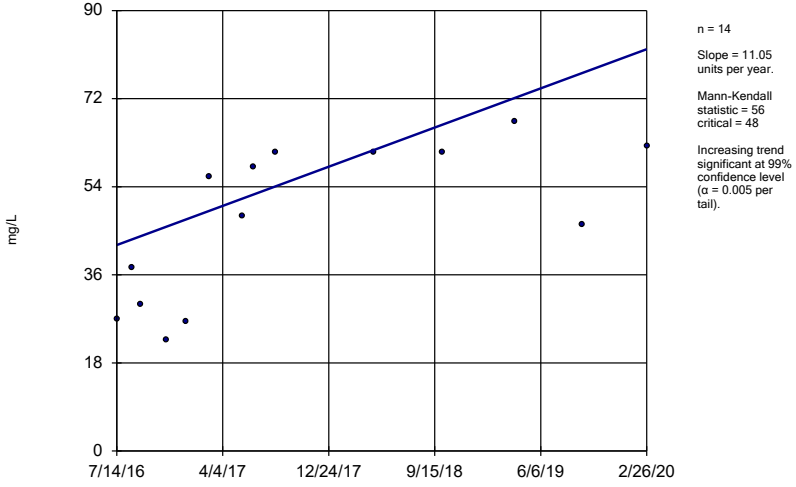

n = 14

Slope = 11.05 units per year.

Mann-Kendall statistic = 56
critical = 48

Increasing trend significant at 99% confidence level (α = 0.005 per tail).

Constituent: Chloride Analysis Run 7/23/2020 11:18 AM View: Trend Test

Plant Gaston Client: Southern Company Data: Gaston Ash Pond

Sanitas™ v.9.6.24 Sanitas software licensed to Southern Company. UG

Hollow symbols indicate censored values.

Sen's Slope Estimator

GN-AP-MW-2 (bg)

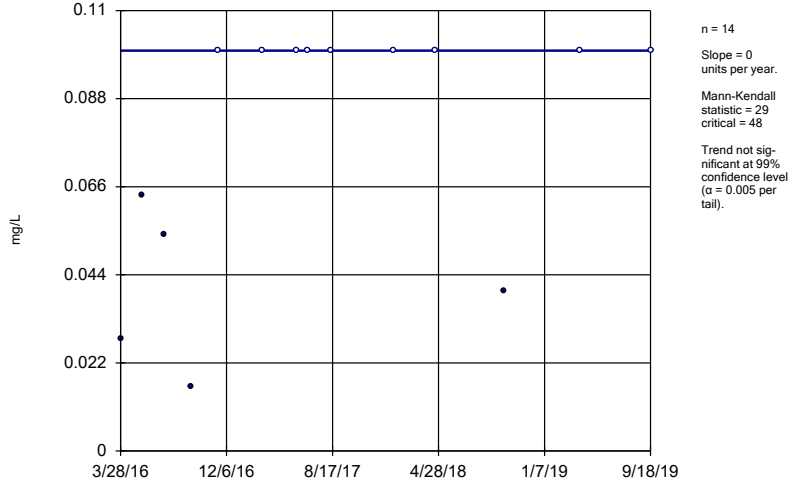

n = 14

Slope = 0 units per year.

Mann-Kendall statistic = 29
critical = 48

Trend not significant at 99% confidence level (α = 0.005 per tail).

Constituent: Fluoride Analysis Run 7/23/2020 11:18 AM View: Trend Test

Plant Gaston Client: Southern Company Data: Gaston Ash Pond

Sanitas™ v.9.6.24 Sanitas software licensed to Southern Company. UG
Hollow symbols indicate censored values.

Sen's Slope Estimator

GN-AP-MW-3 (bg)

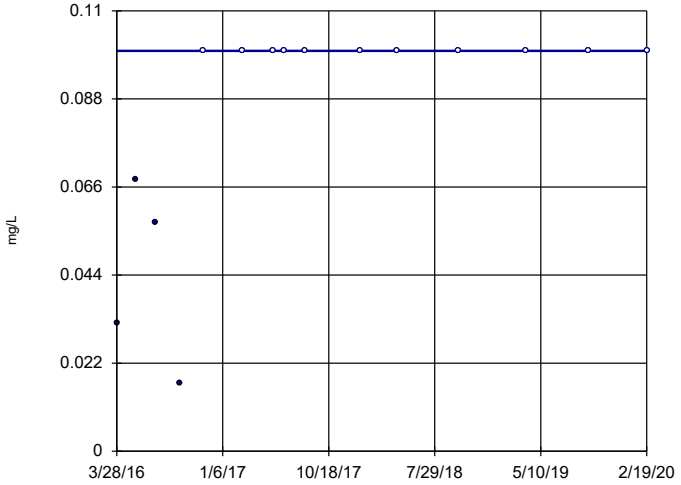

n = 15

Slope = 0 units per year.

Mann-Kendall statistic = 42
critical = 53

Trend not significant at 99% confidence level (α = 0.005 per tail).

Constituent: Fluoride Analysis Run 7/23/2020 11:18 AM View: Trend Test
Plant Gaston Client: Southern Company Data: Gaston Ash Pond

Sanitas™ v.9.6.24 Sanitas software licensed to Southern Company. UG
Hollow symbols indicate censored values.

Sen's Slope Estimator

GN-AP-MW-9

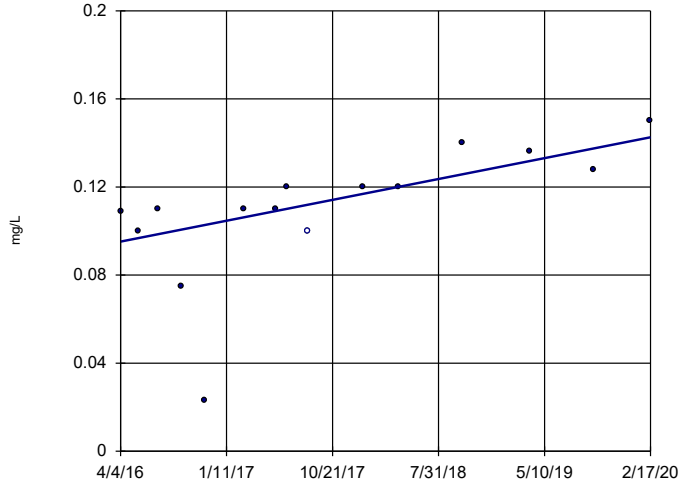

n = 15

Slope = 0.01223 units per year.

Mann-Kendall statistic = 66
critical = 53

Increasing trend significant at 99% confidence level (α = 0.005 per tail).

Constituent: Fluoride Analysis Run 7/23/2020 11:18 AM View: Trend Test
Plant Gaston Client: Southern Company Data: Gaston Ash Pond

Sanitas™ v.9.6.24 Sanitas software licensed to Southern Company. UG
Hollow symbols indicate censored values.

Sen's Slope Estimator

GN-AP-MW-14

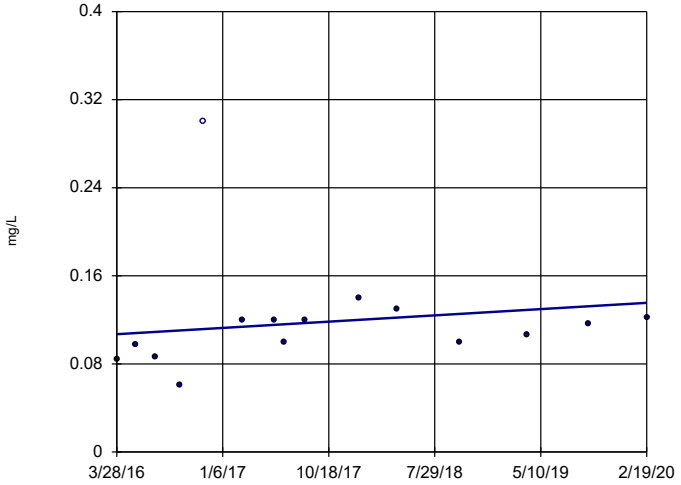

n = 15

Slope = 0.007329 units per year.

Mann-Kendall statistic = 33
critical = 53

Trend not significant at 99% confidence level (α = 0.005 per tail).

Constituent: Fluoride Analysis Run 7/23/2020 11:18 AM View: Trend Test
Plant Gaston Client: Southern Company Data: Gaston Ash Pond

Sanitas™ v.9.6.24 Sanitas software licensed to Southern Company. UG

Sen's Slope Estimator

GN-AP-MW-16

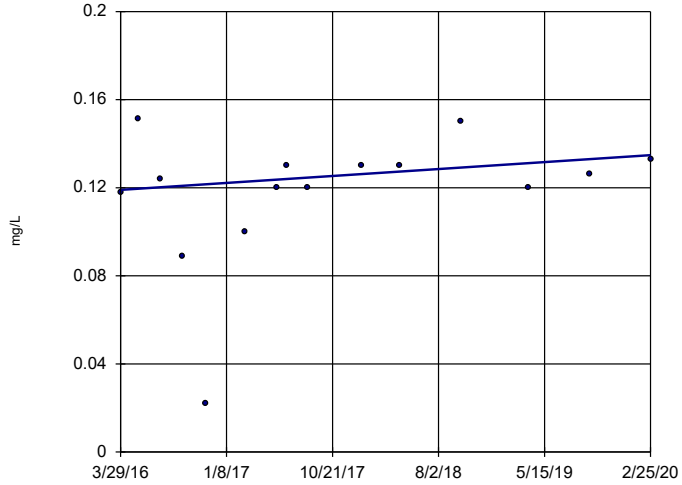

n = 15

Slope = 0.004026 units per year.

Mann-Kendall statistic = 33
critical = 53

Trend not significant at 99% confidence level (α = 0.005 per tail).

Constituent: Fluoride Analysis Run 7/23/2020 11:18 AM View: Trend Test
Plant Gaston Client: Southern Company Data: Gaston Ash Pond

Sanitas™ v.9.6.24 Sanitas software licensed to Southern Company. UG

Sen's Slope Estimator

GN-AP-MW-17

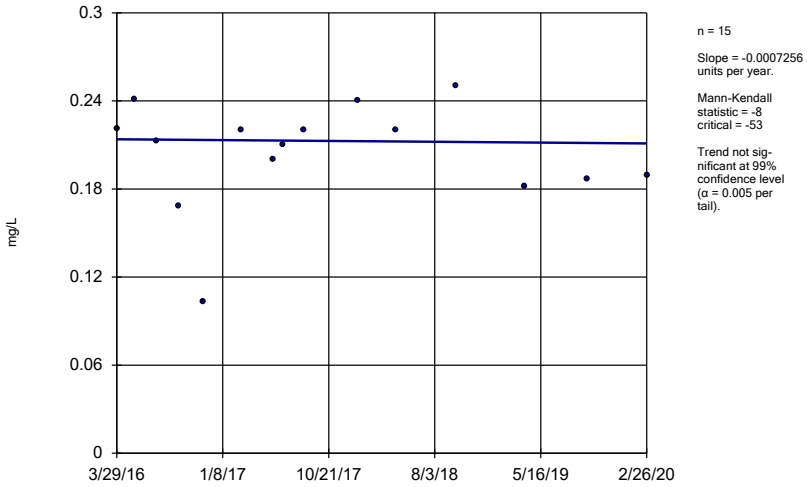

n = 15

Slope = -0.0007256 units per year.

Mann-Kendall statistic = -8
critical = -53

Trend not significant at 99% confidence level (α = 0.005 per tail).

Constituent: Fluoride Analysis Run 7/23/2020 11:18 AM View: Trend Test

Plant Gaston Client: Southern Company Data: Gaston Ash Pond

Sanitas™ v.9.6.24 Sanitas software licensed to Southern Company. UG

Sen's Slope Estimator

GN-AP-MW-2 (bg)

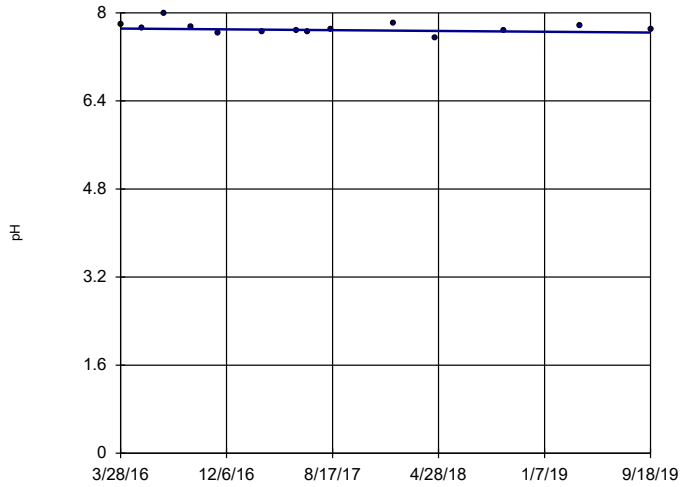

n = 14

Slope = -0.02103 units per year.

Mann-Kendall statistic = -11
critical = -48

Trend not significant at 99% confidence level (α = 0.005 per tail).

Constituent: pH Analysis Run 7/23/2020 11:18 AM View: Trend Test

Plant Gaston Client: Southern Company Data: Gaston Ash Pond

Sanitas™ v.9.6.24 Sanitas software licensed to Southern Company. UG

Sen's Slope Estimator

GN-AP-MW-3 (bg)

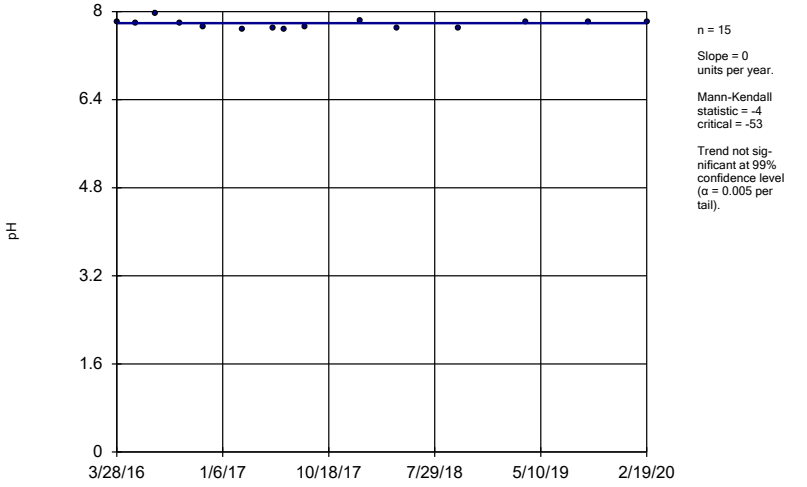

n = 15

Slope = 0 units per year.

Mann-Kendall statistic = -4
critical = -53

Trend not significant at 99% confidence level (α = 0.005 per tail).

Constituent: pH Analysis Run 7/23/2020 11:18 AM View: Trend Test

Plant Gaston Client: Southern Company Data: Gaston Ash Pond

Sanitas™ v.9.6.24 Sanitas software licensed to Southern Company. UG

Sen's Slope Estimator

GN-AP-MW-4

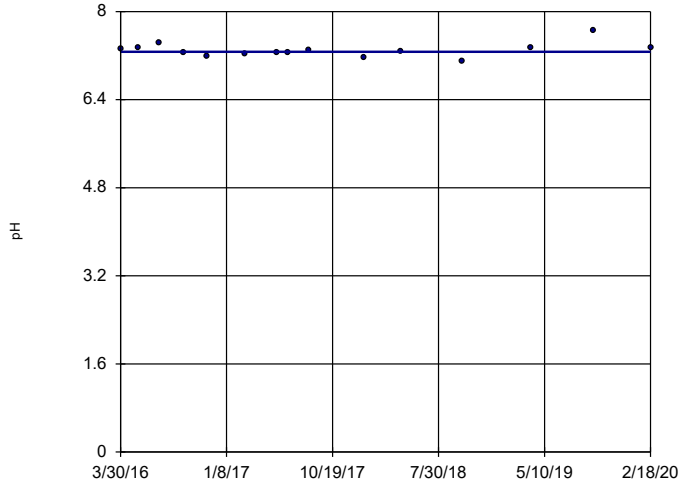

n = 15

Slope = 0 units per year.

Mann-Kendall statistic = 3
critical = 53

Trend not significant at 99% confidence level (α = 0.005 per tail).

Constituent: pH Analysis Run 7/23/2020 11:18 AM View: Trend Test

Plant Gaston Client: Southern Company Data: Gaston Ash Pond

Sanitas™ v.9.6.24 Sanitas software licensed to Southern Company. UG

Sen's Slope Estimator

GN-AP-MW-5

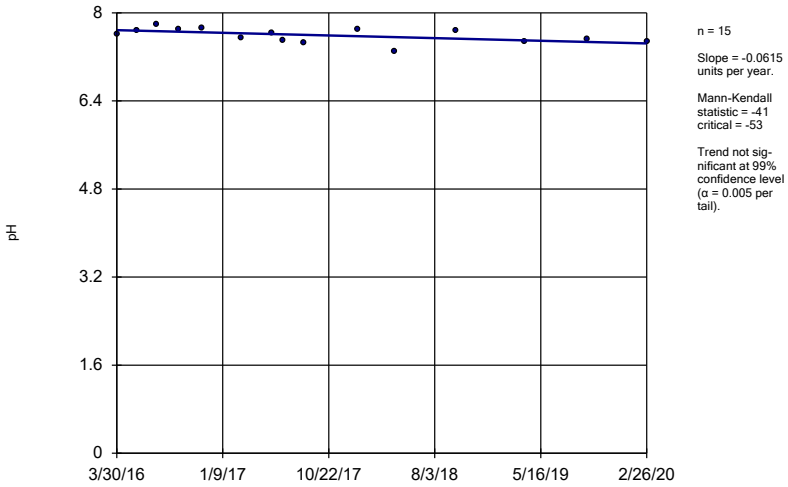

n = 15

Slope = -0.0615 units per year.

Mann-Kendall statistic = -41
critical = -53

Trend not significant at 99% confidence level (α = 0.005 per tail).

Constituent: pH Analysis Run 7/23/2020 11:18 AM View: Trend Test

Plant Gaston Client: Southern Company Data: Gaston Ash Pond

Sanitas™ v.9.6.24 Sanitas software licensed to Southern Company. UG

Sen's Slope Estimator

GN-AP-MW-7

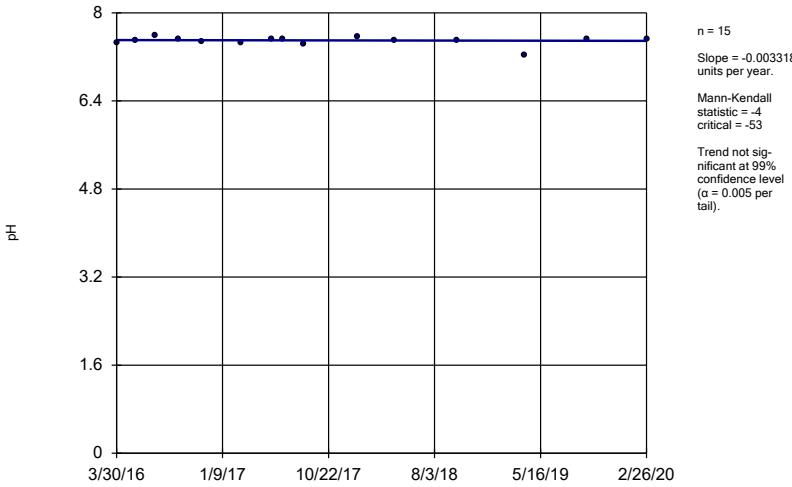

n = 15

Slope = -0.003318 units per year.

Mann-Kendall statistic = -4
critical = -53

Trend not significant at 99% confidence level (α = 0.005 per tail).

Constituent: pH Analysis Run 7/23/2020 11:18 AM View: Trend Test

Plant Gaston Client: Southern Company Data: Gaston Ash Pond

Sanitas™ v.9.6.24 Sanitas software licensed to Southern Company. UG

Sen's Slope Estimator

GN-AP-MW-8

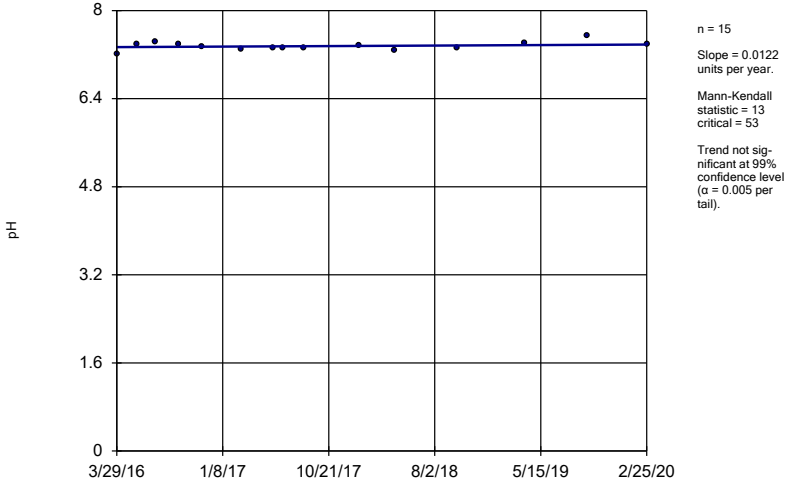

n = 15

Slope = 0.0122 units per year.

Mann-Kendall statistic = 13
critical = 53

Trend not significant at 99% confidence level (α = 0.005 per tail).

Constituent: pH Analysis Run 7/23/2020 11:18 AM View: Trend Test

Plant Gaston Client: Southern Company Data: Gaston Ash Pond

Sanitas™ v.9.6.24 Sanitas software licensed to Southern Company. UG

Sen's Slope Estimator

GN-AP-MW-12

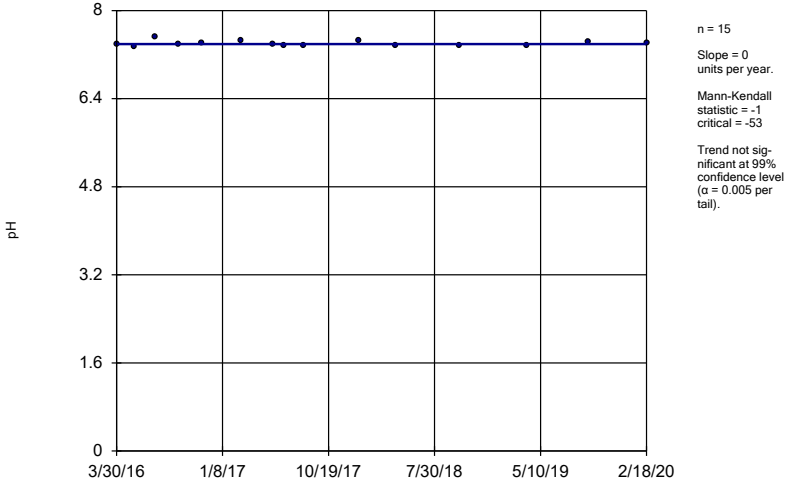

n = 15

Slope = 0 units per year.

Mann-Kendall statistic = -1
critical = -53

Trend not significant at 99% confidence level (α = 0.005 per tail).

Constituent: pH Analysis Run 7/23/2020 11:18 AM View: Trend Test

Plant Gaston Client: Southern Company Data: Gaston Ash Pond

Sanitas™ v.9.6.24 Sanitas software licensed to Southern Company. UG

Sen's Slope Estimator

GN-AP-MW-13

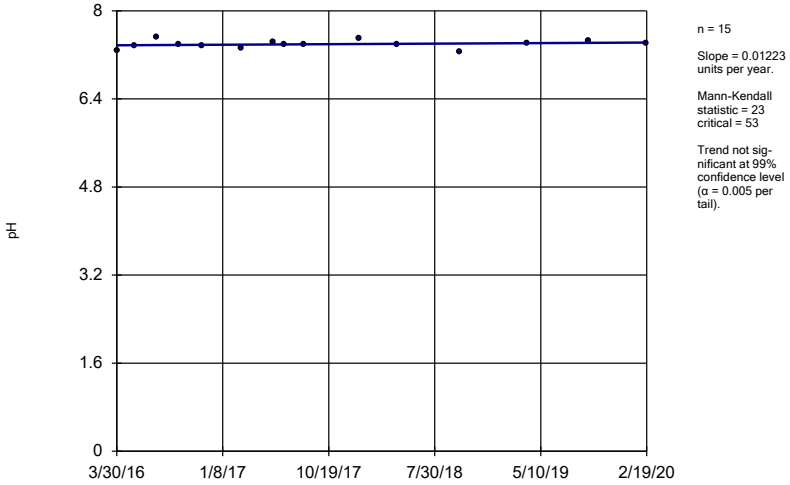

n = 15

Slope = 0.01223 units per year.

Mann-Kendall statistic = 23
critical = 53

Trend not significant at 99% confidence level (α = 0.005 per tail).

Constituent: pH Analysis Run 7/23/2020 11:18 AM View: Trend Test
Plant Gaston Client: Southern Company Data: Gaston Ash Pond

Sanitas™ v.9.6.24 Sanitas software licensed to Southern Company. UG

Sen's Slope Estimator

GN-AP-MW-14

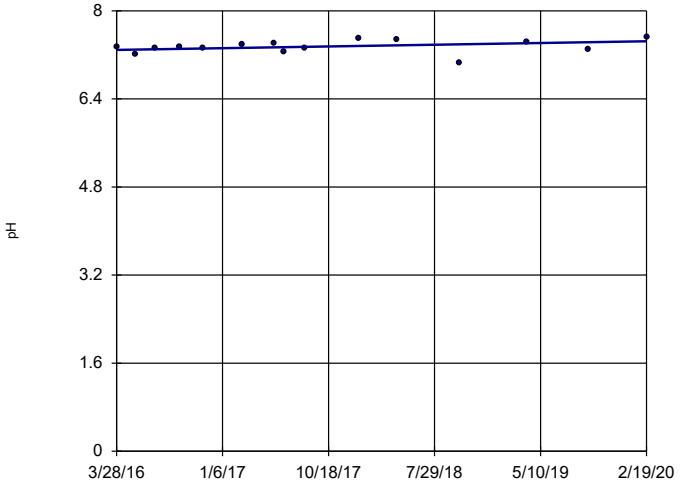

n = 15

Slope = 0.04031 units per year.

Mann-Kendall statistic = 28
critical = 53

Trend not significant at 99% confidence level (α = 0.005 per tail).

Constituent: pH Analysis Run 7/23/2020 11:18 AM View: Trend Test
Plant Gaston Client: Southern Company Data: Gaston Ash Pond

Sanitas™ v.9.6.24 Sanitas software licensed to Southern Company. UG

Sen's Slope Estimator

GN-AP-MW-16

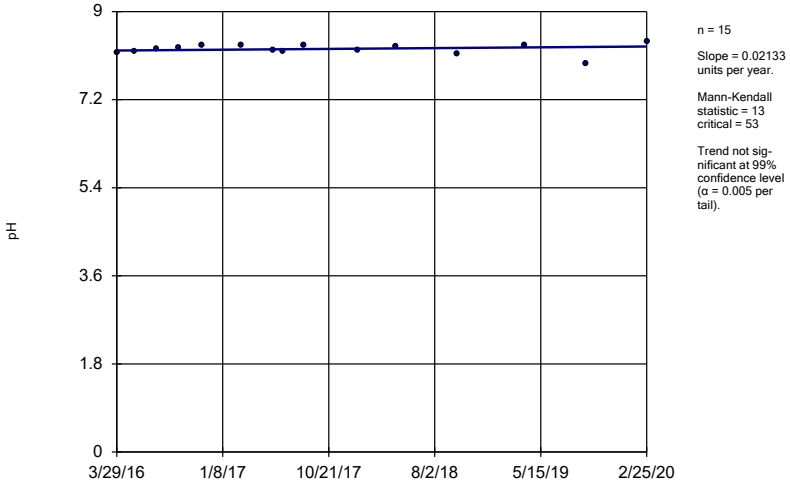

n = 15

Slope = 0.02133 units per year.

Mann-Kendall statistic = 13
critical = 53

Trend not significant at 99% confidence level (α = 0.005 per tail).

Constituent: pH Analysis Run 7/23/2020 11:18 AM View: Trend Test
Plant Gaston Client: Southern Company Data: Gaston Ash Pond

Sanitas™ v.9.6.24 Sanitas software licensed to Southern Company. UG

Sen's Slope Estimator

GN-AP-MW-17

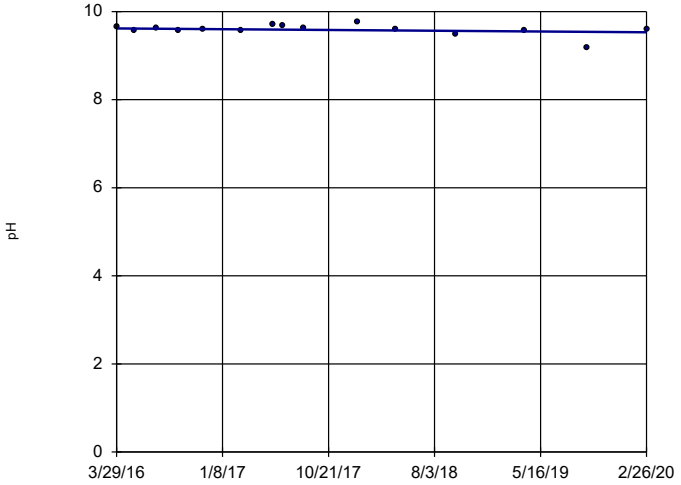

n = 15

Slope = -0.0223 units per year.

Mann-Kendall statistic = -19
critical = -53

Trend not significant at 99% confidence level (α = 0.005 per tail).

Constituent: pH Analysis Run 7/23/2020 11:18 AM View: Trend Test
Plant Gaston Client: Southern Company Data: Gaston Ash Pond

Sanitas™ v.9.6.24 Sanitas software licensed to Southern Company. UG

Sen's Slope Estimator

GN-AP-MW-18

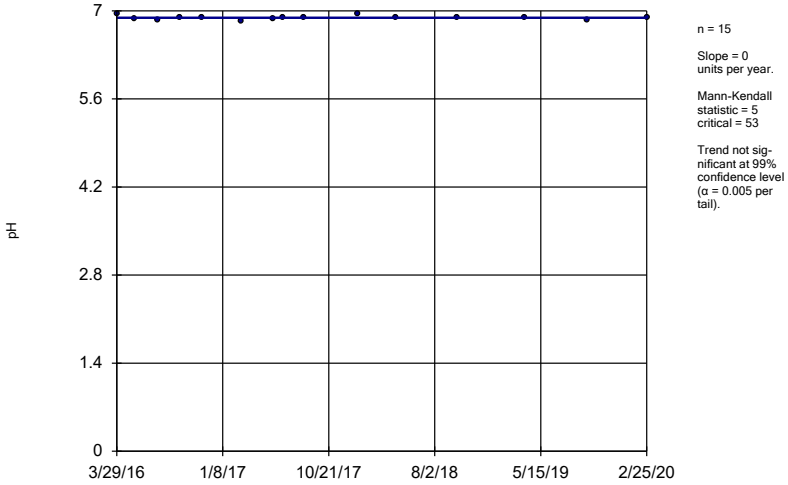

n = 15

Slope = 0 units per year.

Mann-Kendall statistic = 5
critical = 53

Trend not significant at 99% confidence level (α = 0.005 per tail).

Constituent: pH Analysis Run 7/23/2020 11:18 AM View: Trend Test
Plant Gaston Client: Southern Company Data: Gaston Ash Pond

Sanitas™ v.9.6.24 Sanitas software licensed to Southern Company. UG

Sen's Slope Estimator

GN-AP-MW-21

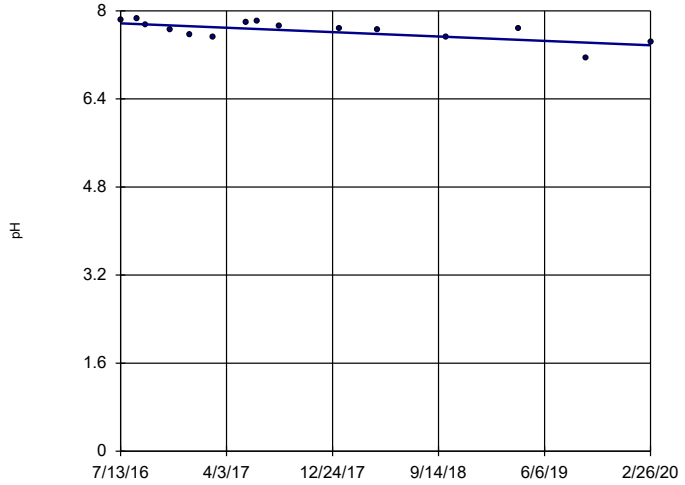

n = 15

Slope = -0.1104 units per year.

Mann-Kendall statistic = -55
critical = -53

Decreasing trend significant at 99% confidence level (α = 0.005 per tail).

Constituent: pH Analysis Run 7/23/2020 11:18 AM View: Trend Test
Plant Gaston Client: Southern Company Data: Gaston Ash Pond

Sanitas™ v.9.6.24 Sanitas software licensed to Southern Company. UG

Sen's Slope Estimator

GN-AP-MW-22

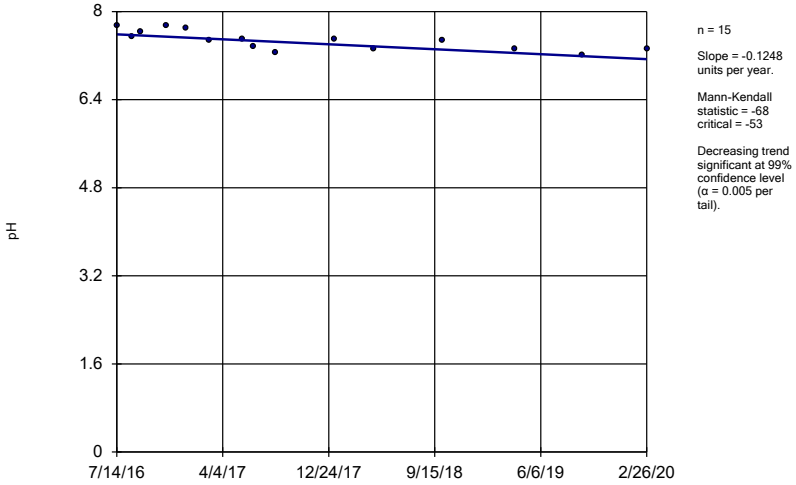

n = 15

Slope = -0.1248 units per year.

Mann-Kendall statistic = -68
critical = -53

Decreasing trend significant at 99% confidence level (α = 0.005 per tail).

Constituent: pH Analysis Run 7/23/2020 11:18 AM View: Trend Test
Plant Gaston Client: Southern Company Data: Gaston Ash Pond

Sanitas™ v.9.6.24 Sanitas software licensed to Southern Company. UG

Sen's Slope Estimator

GN-AP-MW-1

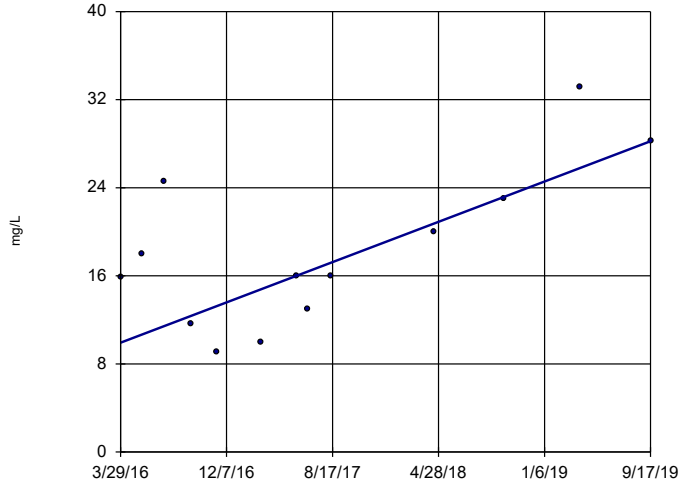

n = 13

Slope = 5.271 units per year.

Mann-Kendall statistic = 33
critical = 43

Trend not significant at 99% confidence level (α = 0.005 per tail).

Constituent: Sulfate Analysis Run 7/23/2020 11:18 AM View: Trend Test
Plant Gaston Client: Southern Company Data: Gaston Ash Pond

Sanitas™ v.9.6.24 Sanitas software licensed to Southern Company. UG
Hollow symbols indicate censored values.

Sen's Slope Estimator

GN-AP-MW-2 (bg)

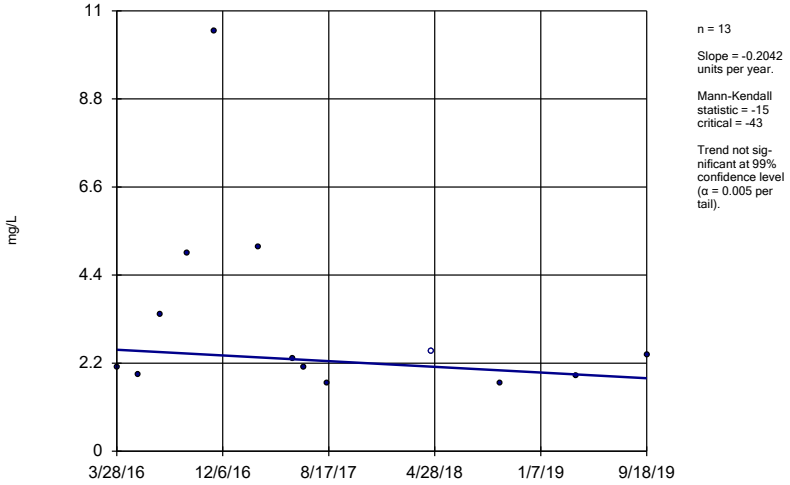

n = 13

Slope = -0.2042 units per year.

Mann-Kendall statistic = -15
critical = -43

Trend not significant at 99% confidence level (α = 0.005 per tail).

Constituent: Sulfate Analysis Run 7/23/2020 11:18 AM View: Trend Test

Plant Gaston Client: Southern Company Data: Gaston Ash Pond

Sanitas™ v.9.6.24 Sanitas software licensed to Southern Company. UG

Sen's Slope Estimator

GN-AP-MW-3 (bg)

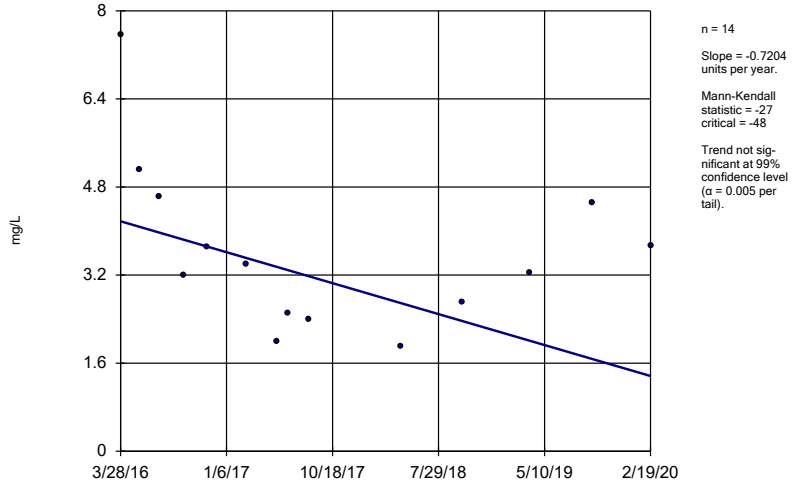

n = 14

Slope = -0.7204 units per year.

Mann-Kendall statistic = -27
critical = -48

Trend not significant at 99% confidence level (α = 0.005 per tail).

Constituent: Sulfate Analysis Run 7/23/2020 11:18 AM View: Trend Test

Plant Gaston Client: Southern Company Data: Gaston Ash Pond

Sanitas™ v.9.6.24 Sanitas software licensed to Southern Company. UG

Sen's Slope Estimator

GN-AP-MW-4

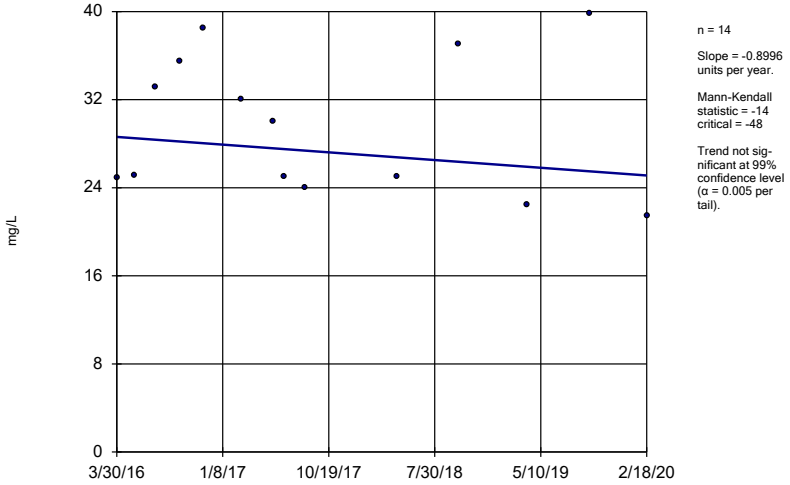

n = 14

Slope = -0.8996 units per year.

Mann-Kendall statistic = -14
critical = -48

Trend not significant at 99% confidence level (α = 0.005 per tail).

Constituent: Sulfate Analysis Run 7/23/2020 11:18 AM View: Trend Test

Plant Gaston Client: Southern Company Data: Gaston Ash Pond

Sanitas™ v.9.6.24 Sanitas software licensed to Southern Company. UG

Sen's Slope Estimator

GN-AP-MW-5

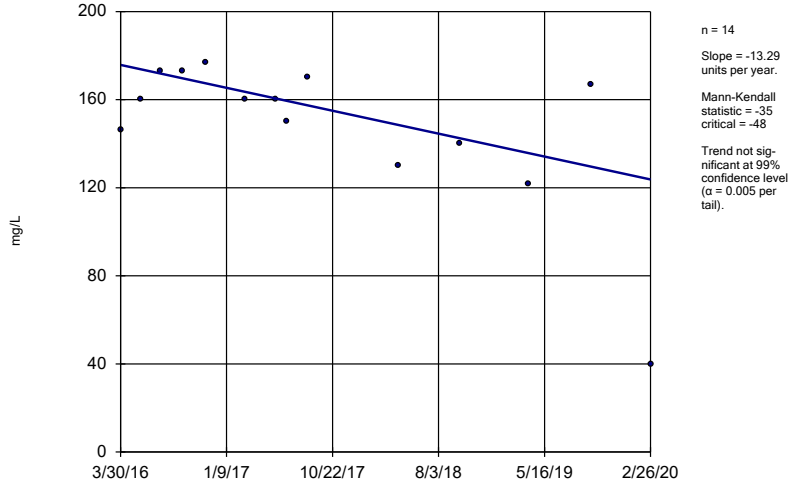

n = 14

Slope = -13.29 units per year.

Mann-Kendall statistic = -35
critical = -48

Trend not significant at 99% confidence level (α = 0.005 per tail).

Constituent: Sulfate Analysis Run 7/23/2020 11:18 AM View: Trend Test

Plant Gaston Client: Southern Company Data: Gaston Ash Pond

Sanitas™ v.9.6.24 Sanitas software licensed to Southern Company. UG

Sen's Slope Estimator

GN-AP-MW-6

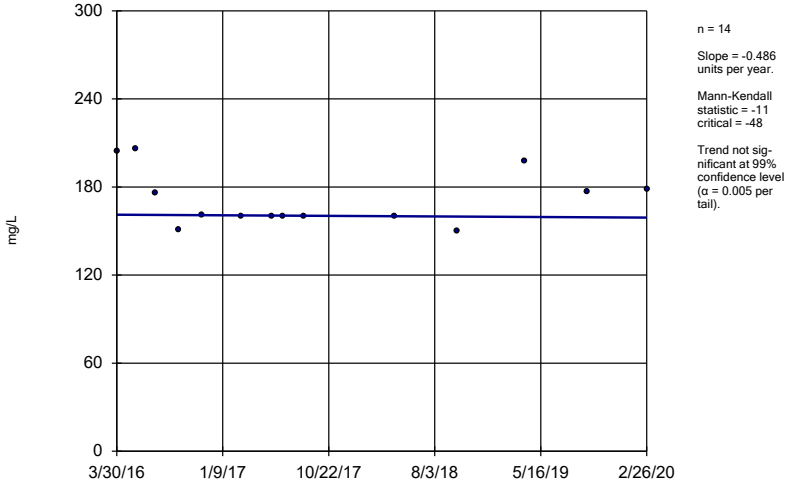

n = 14

Slope = -0.486 units per year.

Mann-Kendall statistic = -11 critical = -48

Trend not significant at 99% confidence level (α = 0.005 per tail).

Constituent: Sulfate Analysis Run 7/23/2020 11:18 AM View: Trend Test

Plant Gaston Client: Southern Company Data: Gaston Ash Pond

Sanitas™ v.9.6.24 Sanitas software licensed to Southern Company. UG

Sen's Slope Estimator

GN-AP-MW-7

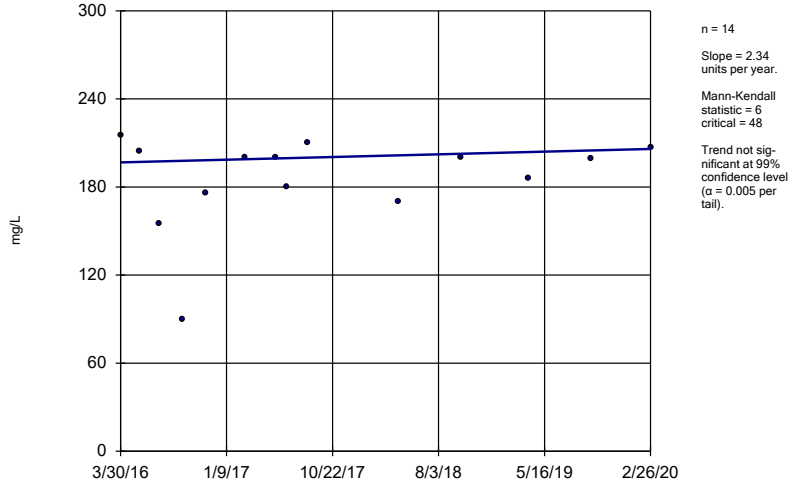

n = 14

Slope = 2.34 units per year.

Mann-Kendall statistic = 6 critical = 48

Trend not significant at 99% confidence level (α = 0.005 per tail).

Constituent: Sulfate Analysis Run 7/23/2020 11:18 AM View: Trend Test

Plant Gaston Client: Southern Company Data: Gaston Ash Pond

Sanitas™ v.9.6.24 Sanitas software licensed to Southern Company. UG

Hollow symbols indicate censored values.

Sen's Slope Estimator

GN-AP-MW-9

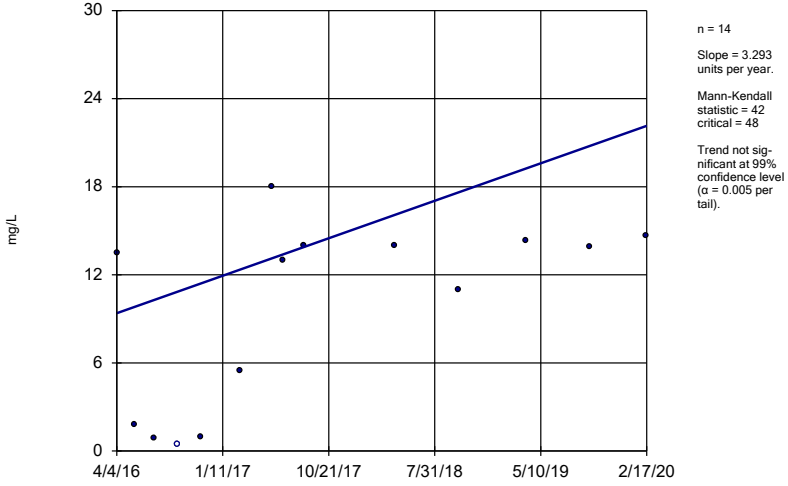

n = 14

Slope = 3.293 units per year.

Mann-Kendall statistic = 42 critical = 48

Trend not significant at 99% confidence level (α = 0.005 per tail).

Constituent: Sulfate Analysis Run 7/23/2020 11:18 AM View: Trend Test

Plant Gaston Client: Southern Company Data: Gaston Ash Pond

Sanitas™ v.9.6.24 Sanitas software licensed to Southern Company. UG

Sen's Slope Estimator

GN-AP-MW-11

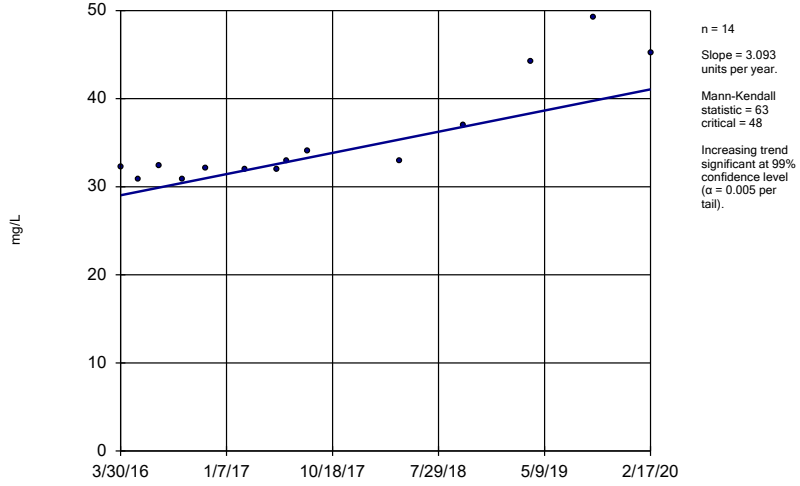

n = 14

Slope = 3.093 units per year.

Mann-Kendall statistic = 63 critical = 48

Increasing trend significant at 99% confidence level (α = 0.005 per tail).

Constituent: Sulfate Analysis Run 7/23/2020 11:18 AM View: Trend Test

Plant Gaston Client: Southern Company Data: Gaston Ash Pond

Sanitas™ v.9.6.24 Sanitas software licensed to Southern Company. UG

Sen's Slope Estimator

GN-AP-MW-12

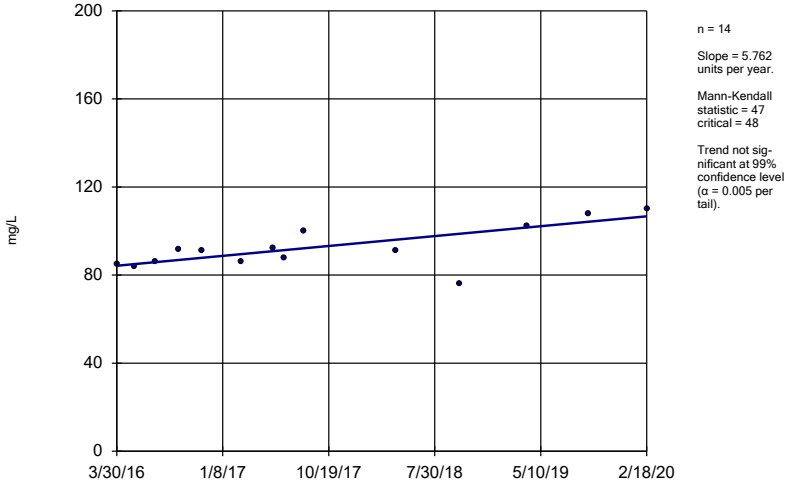

n = 14

Slope = 5.762 units per year.

Mann-Kendall statistic = 47 critical = 48

Trend not significant at 99% confidence level (α = 0.005 per tail).

Constituent: Sulfate Analysis Run 7/23/2020 11:19 AM View: Trend Test

Plant Gaston Client: Southern Company Data: Gaston Ash Pond

Sanitas™ v.9.6.24 Sanitas software licensed to Southern Company. UG

Sen's Slope Estimator

GN-AP-MW-14

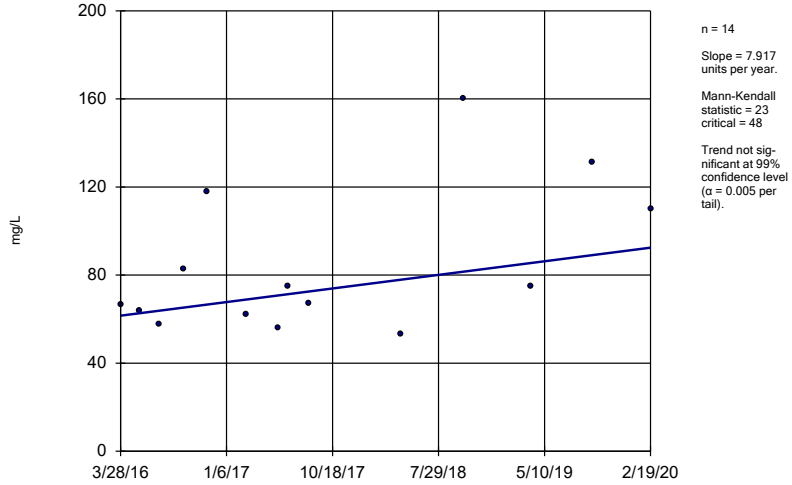

n = 14

Slope = 7.917 units per year.

Mann-Kendall statistic = 23 critical = 48

Trend not significant at 99% confidence level (α = 0.005 per tail).

Constituent: Sulfate Analysis Run 7/23/2020 11:19 AM View: Trend Test

Plant Gaston Client: Southern Company Data: Gaston Ash Pond

Sanitas™ v.9.6.24 Sanitas software licensed to Southern Company. UG

Sen's Slope Estimator

GN-AP-MW-15R

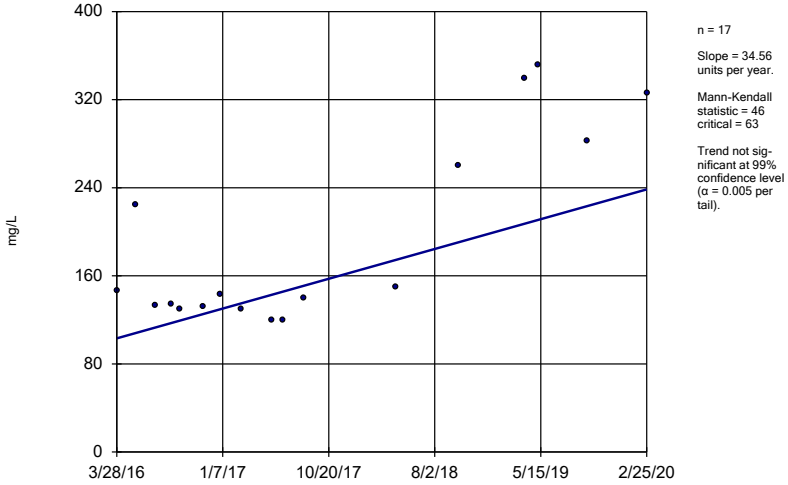

n = 17

Slope = 34.56 units per year.

Mann-Kendall statistic = 46 critical = 63

Trend not significant at 99% confidence level (α = 0.005 per tail).

Constituent: Sulfate Analysis Run 7/23/2020 11:19 AM View: Trend Test

Plant Gaston Client: Southern Company Data: Gaston Ash Pond

Sanitas™ v.9.6.24 Sanitas software licensed to Southern Company. UG

Sen's Slope Estimator

GN-AP-MW-16

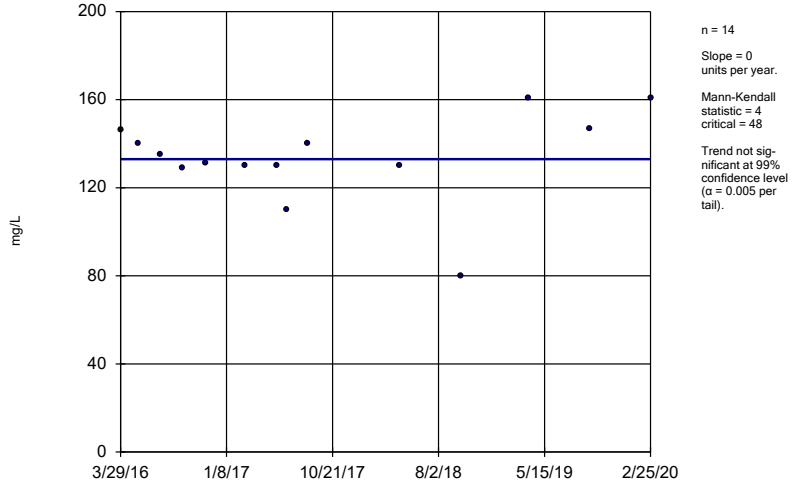

n = 14

Slope = 0 units per year.

Mann-Kendall statistic = 4 critical = 48

Trend not significant at 99% confidence level (α = 0.005 per tail).

Constituent: Sulfate Analysis Run 7/23/2020 11:19 AM View: Trend Test

Plant Gaston Client: Southern Company Data: Gaston Ash Pond

Sanitas™ v.9.6.24 Sanitas software licensed to Southern Company. UG

Sen's Slope Estimator

GN-AP-MW-17

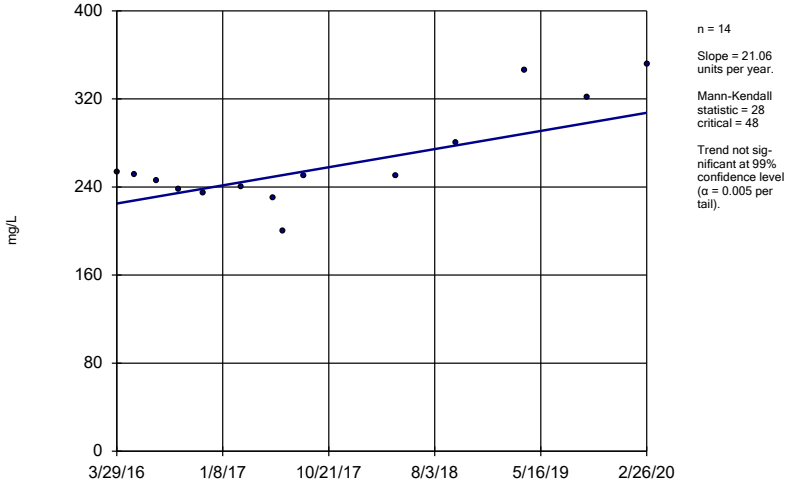

n = 14

Slope = 21.06 units per year.

Mann-Kendall statistic = 28 critical = 48

Trend not significant at 99% confidence level (α = 0.005 per tail).

Constituent: Sulfate Analysis Run 7/23/2020 11:19 AM View: Trend Test

Plant Gaston Client: Southern Company Data: Gaston Ash Pond

Sanitas™ v.9.6.24 Sanitas software licensed to Southern Company. UG

Sen's Slope Estimator

GN-AP-MW-18

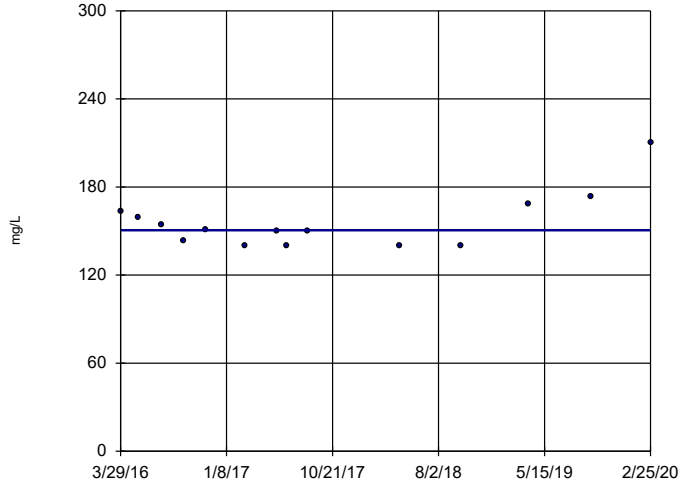

n = 14

Slope = 0 units per year.

Mann-Kendall statistic = 0 critical = 48

Trend not significant at 99% confidence level (α = 0.005 per tail).

Constituent: Sulfate Analysis Run 7/23/2020 11:19 AM View: Trend Test

Plant Gaston Client: Southern Company Data: Gaston Ash Pond

Sanitas™ v.9.6.24 Sanitas software licensed to Southern Company. UG

Sen's Slope Estimator

GN-AP-MW-19

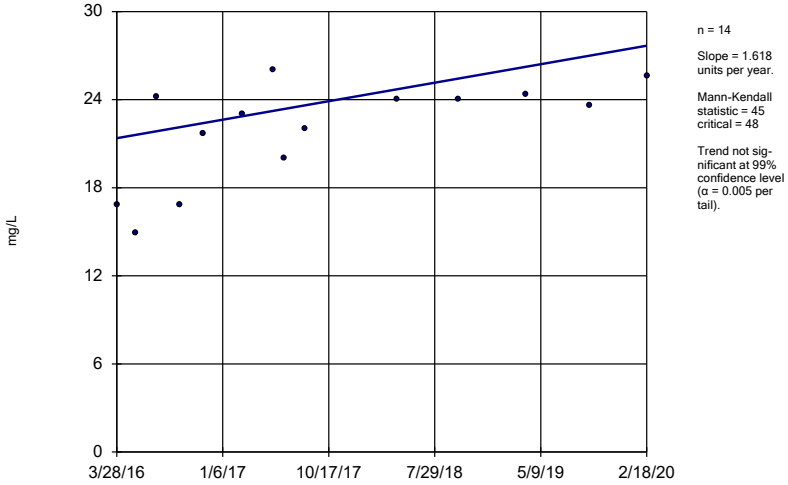

n = 14

Slope = 1.618 units per year.

Mann-Kendall statistic = 45 critical = 48

Trend not significant at 99% confidence level (α = 0.005 per tail).

Constituent: Sulfate Analysis Run 7/23/2020 11:19 AM View: Trend Test

Plant Gaston Client: Southern Company Data: Gaston Ash Pond

Sanitas™ v.9.6.24 Sanitas software licensed to Southern Company. UG

Sen's Slope Estimator

GN-AP-MW-20

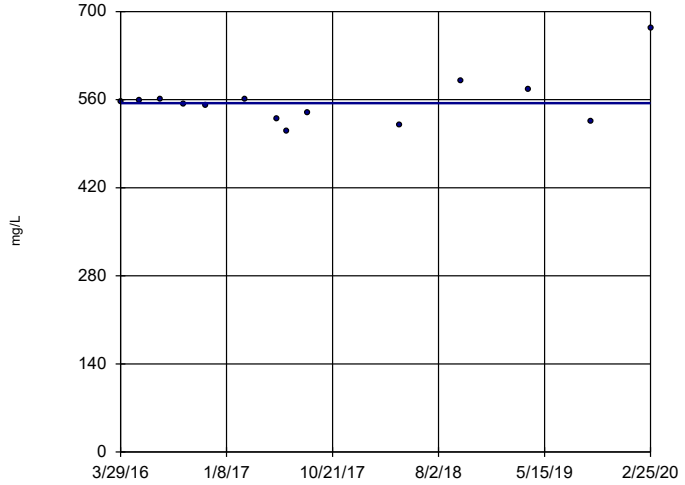

n = 14

Slope = 0 units per year.

Mann-Kendall statistic = 0 critical = 48

Trend not significant at 99% confidence level (α = 0.005 per tail).

Constituent: Sulfate Analysis Run 7/23/2020 11:19 AM View: Trend Test

Plant Gaston Client: Southern Company Data: Gaston Ash Pond

Sanitas™ v.9.6.24 Sanitas software licensed to Southern Company. UG

Sen's Slope Estimator

GN-AP-MW-21

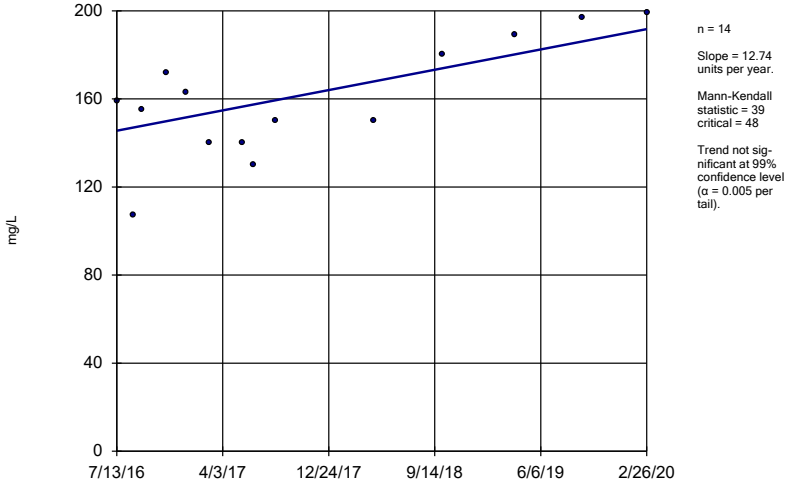

n = 14

Slope = 12.74 units per year.

Mann-Kendall statistic = 39 critical = 48

Trend not significant at 99% confidence level (α = 0.005 per tail).

Constituent: Sulfate Analysis Run 7/23/2020 11:19 AM View: Trend Test

Plant Gaston Client: Southern Company Data: Gaston Ash Pond

Sanitas™ v.9.6.24 Sanitas software licensed to Southern Company. UG

Sen's Slope Estimator

GN-AP-MW-22

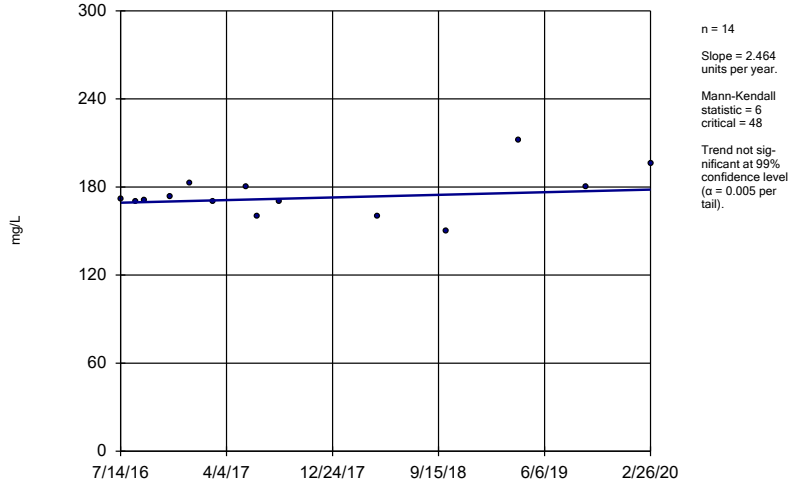

n = 14

Slope = 2.464 units per year.

Mann-Kendall statistic = 6 critical = 48

Trend not significant at 99% confidence level (α = 0.005 per tail).

Constituent: Sulfate Analysis Run 7/23/2020 11:19 AM View: Trend Test

Plant Gaston Client: Southern Company Data: Gaston Ash Pond

Sanitas™ v.9.6.24 Sanitas software licensed to Southern Company. UG

Sen's Slope Estimator

GN-AP-MW-1

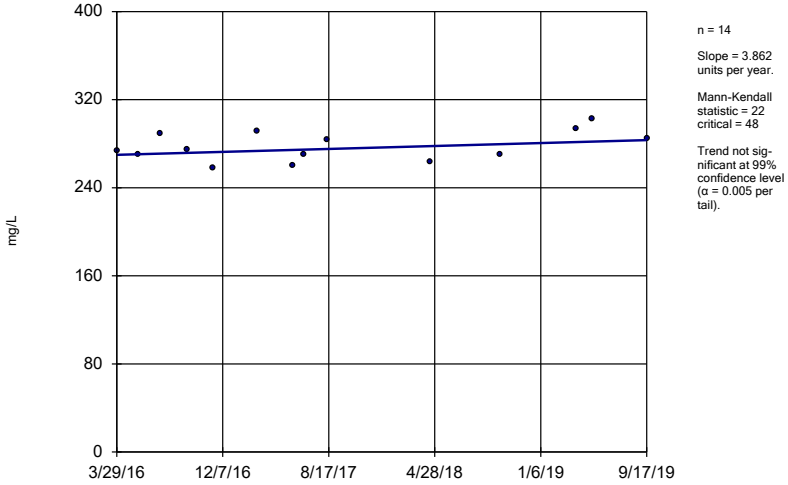

n = 14

Slope = 3.862 units per year.

Mann-Kendall statistic = 22 critical = 48

Trend not significant at 99% confidence level (α = 0.005 per tail).

Constituent: TDS Analysis Run 7/23/2020 11:19 AM View: Trend Test

Plant Gaston Client: Southern Company Data: Gaston Ash Pond

Sanitas™ v.9.6.24 Sanitas software licensed to Southern Company. UG

Sen's Slope Estimator

GN-AP-MW-2 (bg)

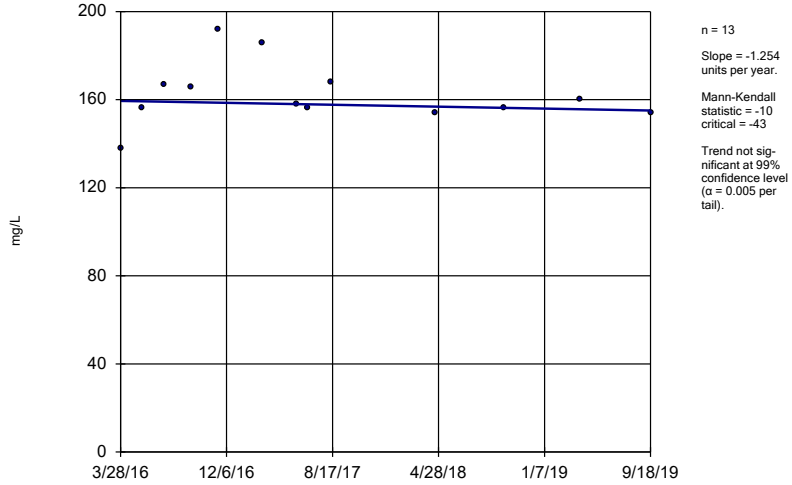

n = 13

Slope = -1.254 units per year.

Mann-Kendall statistic = -10 critical = -43

Trend not significant at 99% confidence level (α = 0.005 per tail).

Constituent: TDS Analysis Run 7/23/2020 11:19 AM View: Trend Test

Plant Gaston Client: Southern Company Data: Gaston Ash Pond

Sanitas™ v.9.6.24 Sanitas software licensed to Southern Company. UG

Sen's Slope Estimator

GN-AP-MW-3 (bg)

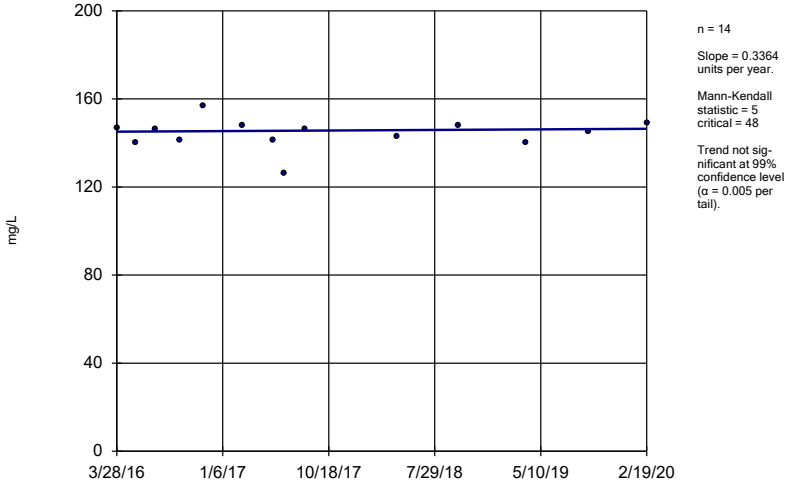

n = 14

Slope = 0.3364 units per year.

Mann-Kendall statistic = 5 critical = 48

Trend not significant at 99% confidence level (α = 0.005 per tail).

Constituent: TDS Analysis Run 7/23/2020 11:19 AM View: Trend Test

Plant Gaston Client: Southern Company Data: Gaston Ash Pond

Sanitas™ v.9.6.24 Sanitas software licensed to Southern Company. UG

Sen's Slope Estimator

GN-AP-MW-4

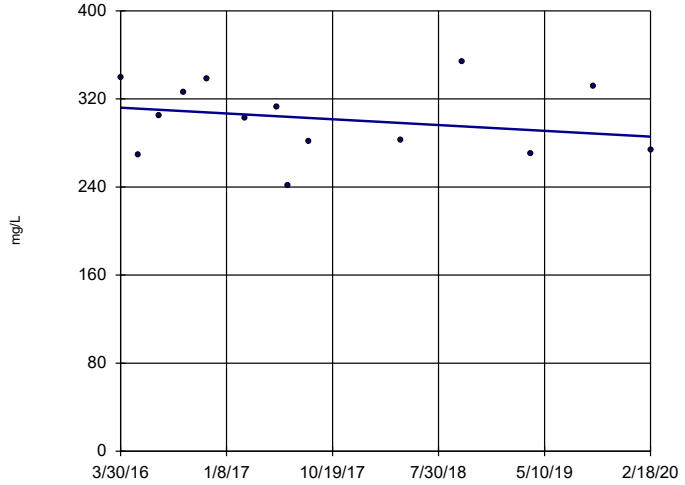

n = 14

Slope = -6.748 units per year.

Mann-Kendall statistic = -13 critical = -48

Trend not significant at 99% confidence level (α = 0.005 per tail).

Constituent: TDS Analysis Run 7/23/2020 11:19 AM View: Trend Test

Plant Gaston Client: Southern Company Data: Gaston Ash Pond

Sanitas™ v.9.6.24 Sanitas software licensed to Southern Company. UG

Sen's Slope Estimator

GN-AP-MW-5

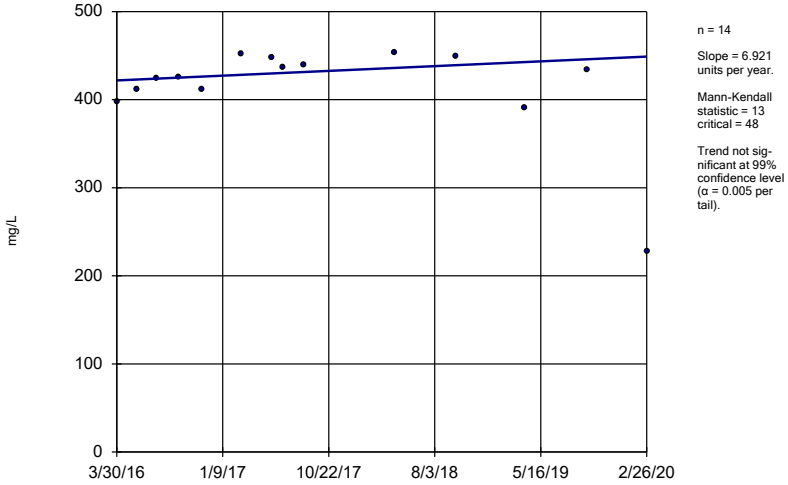

n = 14

Slope = 6.921 units per year.

Mann-Kendall statistic = 13 critical = 48

Trend not significant at 99% confidence level (α = 0.005 per tail).

Constituent: TDS Analysis Run 7/23/2020 11:19 AM View: Trend Test

Plant Gaston Client: Southern Company Data: Gaston Ash Pond

Sanitas™ v.9.6.24 Sanitas software licensed to Southern Company. UG

Sen's Slope Estimator

GN-AP-MW-6

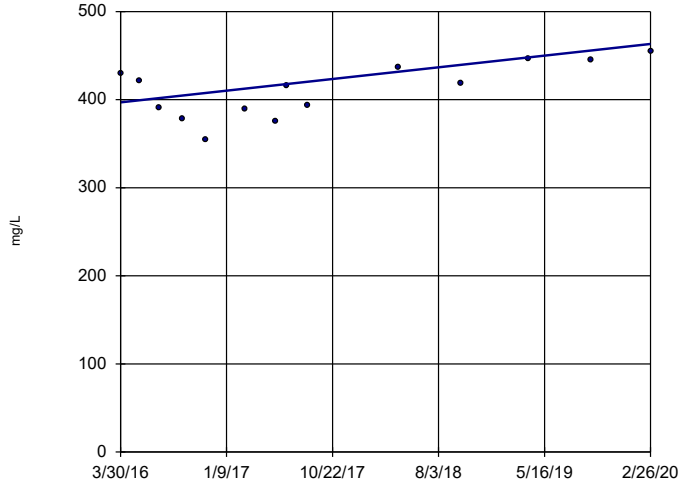

n = 14

Slope = 16.96 units per year.

Mann-Kendall statistic = 37 critical = 48

Trend not significant at 99% confidence level (α = 0.005 per tail).

Constituent: TDS Analysis Run 7/23/2020 11:19 AM View: Trend Test

Plant Gaston Client: Southern Company Data: Gaston Ash Pond

Sanitas™ v.9.6.24 Sanitas software licensed to Southern Company. UG

Sen's Slope Estimator

GN-AP-MW-7

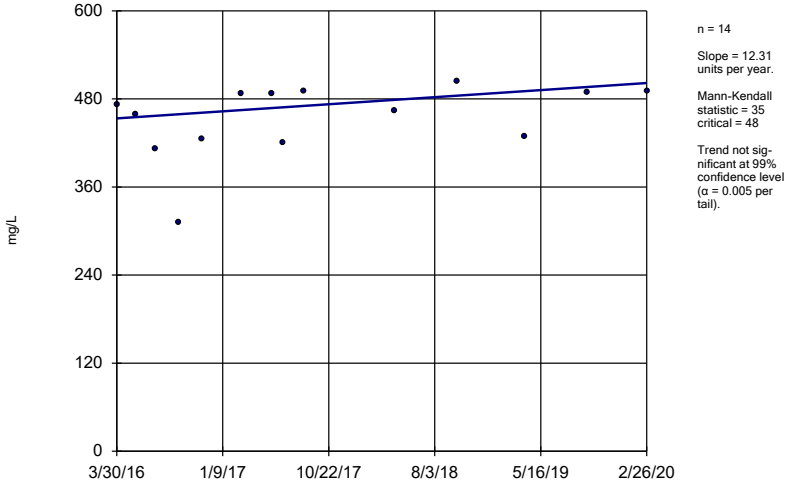

n = 14

Slope = 12.31 units per year.

Mann-Kendall statistic = 35
critical = 48

Trend not significant at 99% confidence level (α = 0.005 per tail).

Constituent: TDS Analysis Run 7/23/2020 11:19 AM View: Trend Test

Plant Gaston Client: Southern Company Data: Gaston Ash Pond

Sanitas™ v.9.6.24 Sanitas software licensed to Southern Company. UG

Sen's Slope Estimator

GN-AP-MW-8

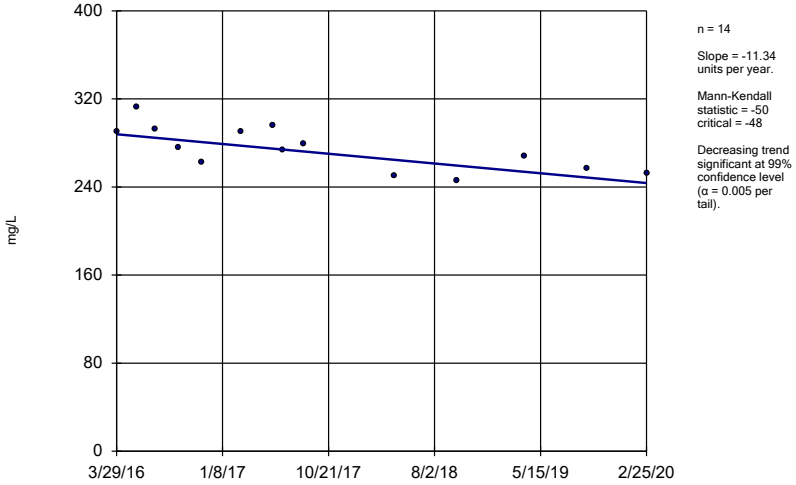

n = 14

Slope = -11.34 units per year.

Mann-Kendall statistic = -50
critical = -48

Decreasing trend significant at 99% confidence level (α = 0.005 per tail).

Constituent: TDS Analysis Run 7/23/2020 11:19 AM View: Trend Test

Plant Gaston Client: Southern Company Data: Gaston Ash Pond

Sanitas™ v.9.6.24 Sanitas software licensed to Southern Company. UG

Sen's Slope Estimator

GN-AP-MW-9

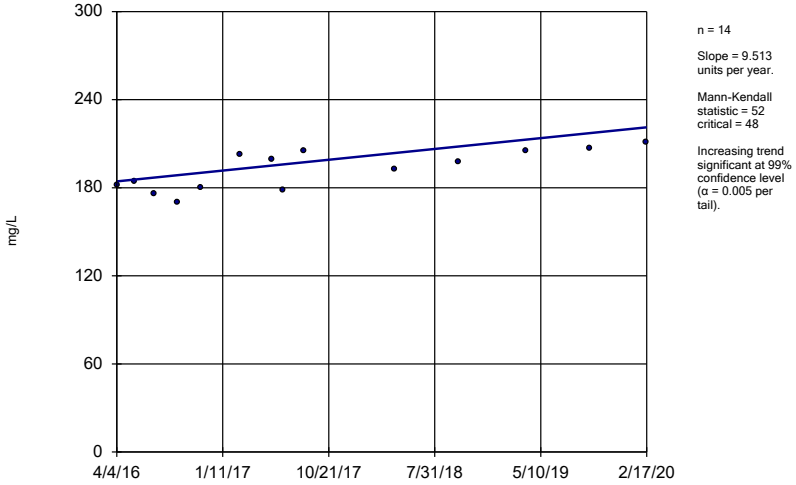

n = 14

Slope = 9.513 units per year.

Mann-Kendall statistic = 52
critical = 48

Increasing trend significant at 99% confidence level (α = 0.005 per tail).

Constituent: TDS Analysis Run 7/23/2020 11:19 AM View: Trend Test

Plant Gaston Client: Southern Company Data: Gaston Ash Pond

Sanitas™ v.9.6.24 Sanitas software licensed to Southern Company. UG

Sen's Slope Estimator

GN-AP-MW-11

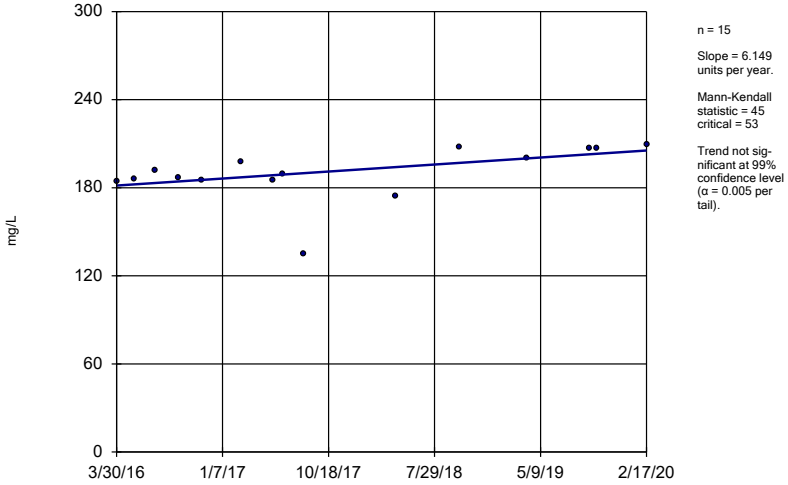

n = 15

Slope = 6.149 units per year.

Mann-Kendall statistic = 45
critical = 53

Trend not significant at 99% confidence level (α = 0.005 per tail).

Constituent: TDS Analysis Run 7/23/2020 11:19 AM View: Trend Test

Plant Gaston Client: Southern Company Data: Gaston Ash Pond

Sanitas™ v.9.6.24 Sanitas software licensed to Southern Company. UG

Sen's Slope Estimator

GN-AP-MW-12

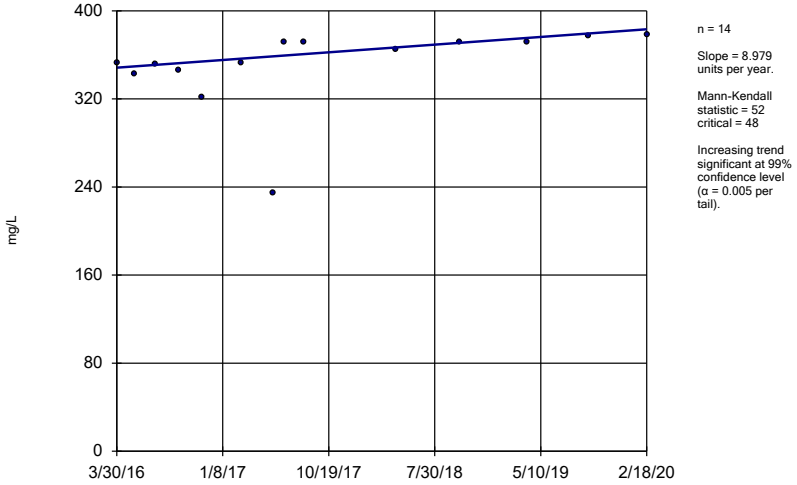

n = 14

Slope = 8.979 units per year.

Mann-Kendall statistic = 52 critical = 48

Increasing trend significant at 99% confidence level (α = 0.005 per tail).

Constituent: TDS Analysis Run 7/23/2020 11:19 AM View: Trend Test

Plant Gaston Client: Southern Company Data: Gaston Ash Pond

Sanitas™ v.9.6.24 Sanitas software licensed to Southern Company. UG

Sen's Slope Estimator

GN-AP-MW-13

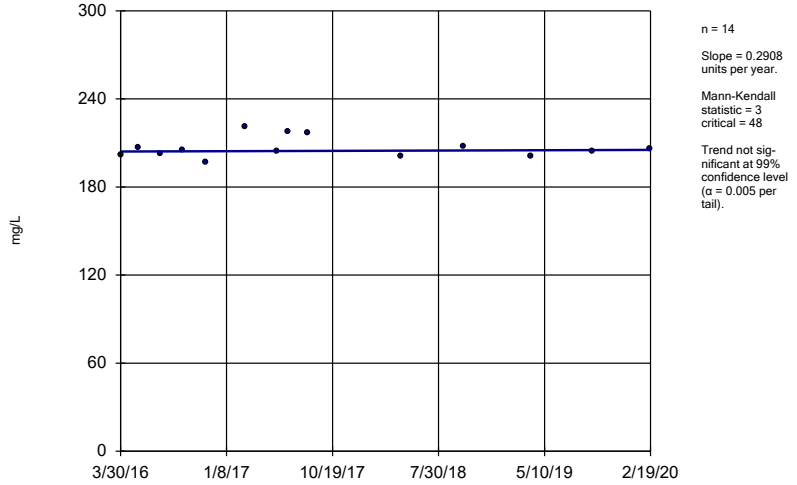

n = 14

Slope = 0.2908 units per year.

Mann-Kendall statistic = 3 critical = 48

Trend not significant at 99% confidence level (α = 0.005 per tail).

Constituent: TDS Analysis Run 7/23/2020 11:19 AM View: Trend Test

Plant Gaston Client: Southern Company Data: Gaston Ash Pond

Sanitas™ v.9.6.24 Sanitas software licensed to Southern Company. UG

Sen's Slope Estimator

GN-AP-MW-14

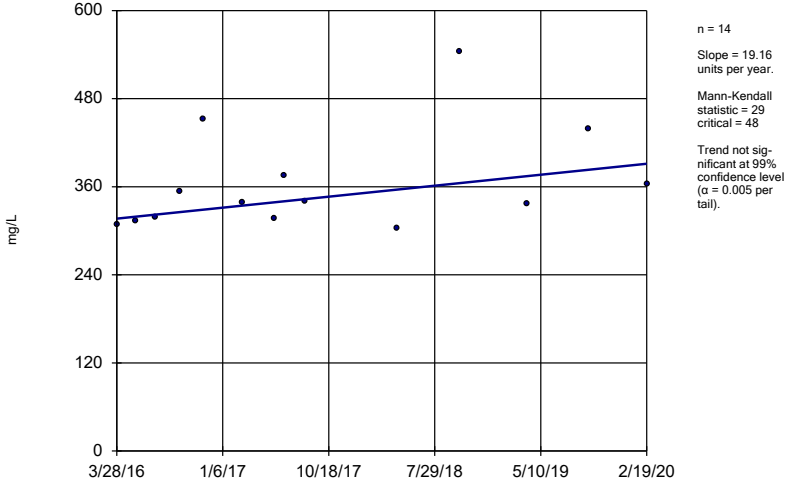

n = 14

Slope = 19.16 units per year.

Mann-Kendall statistic = 29 critical = 48

Trend not significant at 99% confidence level (α = 0.005 per tail).

Constituent: TDS Analysis Run 7/23/2020 11:19 AM View: Trend Test

Plant Gaston Client: Southern Company Data: Gaston Ash Pond

Sanitas™ v.9.6.24 Sanitas software licensed to Southern Company. UG

Sen's Slope Estimator

GN-AP-MW-15R

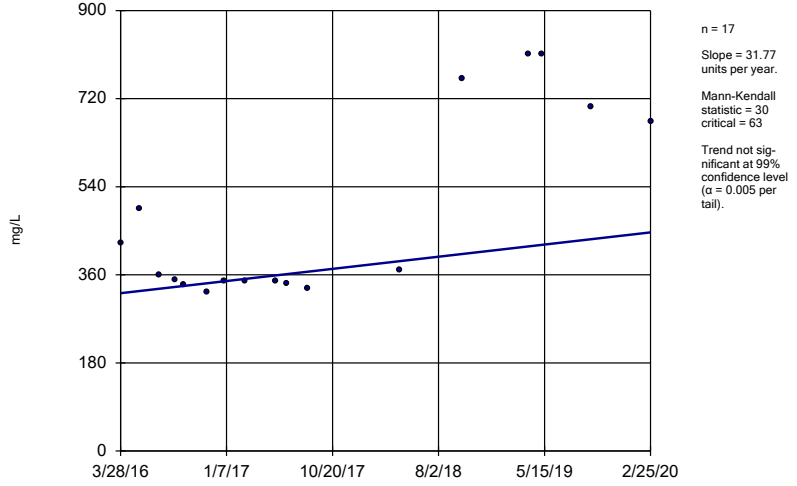

n = 17

Slope = 31.77 units per year.

Mann-Kendall statistic = 30 critical = 63

Trend not significant at 99% confidence level (α = 0.005 per tail).

Constituent: TDS Analysis Run 7/23/2020 11:19 AM View: Trend Test

Plant Gaston Client: Southern Company Data: Gaston Ash Pond

Sanitas™ v.9.6.24 Sanitas software licensed to Southern Company. UG

Sen's Slope Estimator

GN-AP-MW-16

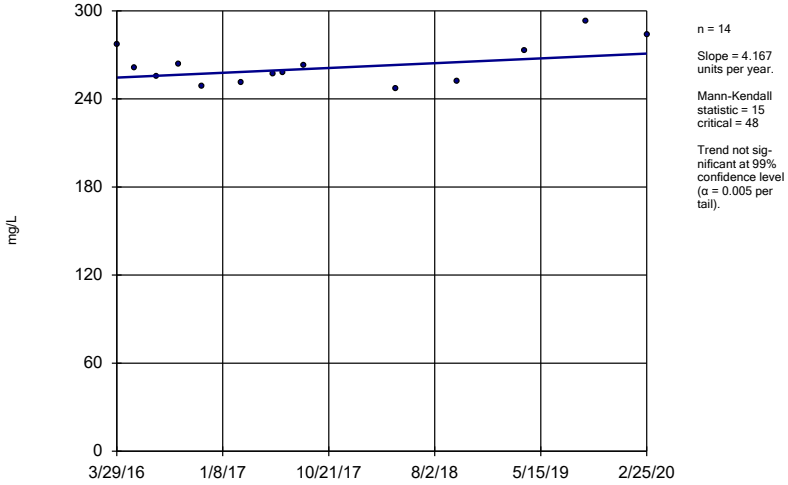

n = 14

Slope = 4.167 units per year.

Mann-Kendall statistic = 15 critical = 48

Trend not significant at 99% confidence level (α = 0.005 per tail).

Constituent: TDS Analysis Run 7/23/2020 11:19 AM View: Trend Test

Plant Gaston Client: Southern Company Data: Gaston Ash Pond

Sanitas™ v.9.6.24 Sanitas software licensed to Southern Company. UG

Sen's Slope Estimator

GN-AP-MW-17

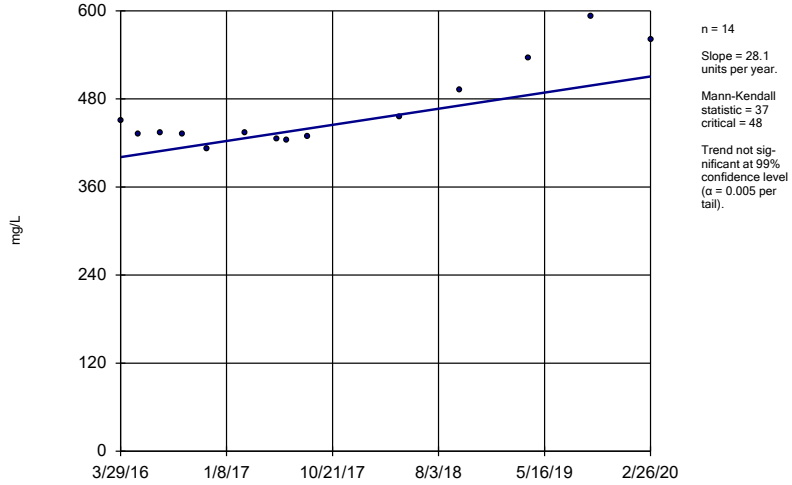

n = 14

Slope = 28.1 units per year.

Mann-Kendall statistic = 37 critical = 48

Trend not significant at 99% confidence level (α = 0.005 per tail).

Constituent: TDS Analysis Run 7/23/2020 11:20 AM View: Trend Test

Plant Gaston Client: Southern Company Data: Gaston Ash Pond

Sanitas™ v.9.6.24 Sanitas software licensed to Southern Company. UG

Sen's Slope Estimator

GN-AP-MW-18

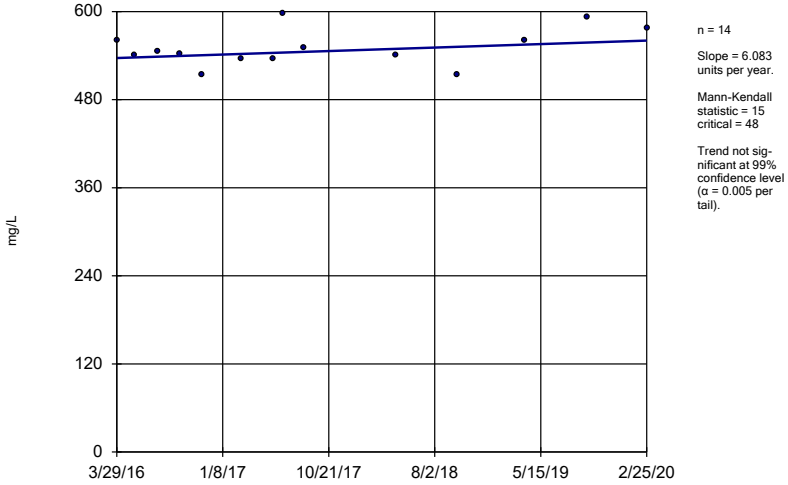

n = 14

Slope = 6.083 units per year.

Mann-Kendall statistic = 15 critical = 48

Trend not significant at 99% confidence level (α = 0.005 per tail).

Constituent: TDS Analysis Run 7/23/2020 11:20 AM View: Trend Test

Plant Gaston Client: Southern Company Data: Gaston Ash Pond

Sanitas™ v.9.6.24 Sanitas software licensed to Southern Company. UG

Sen's Slope Estimator

GN-AP-MW-19

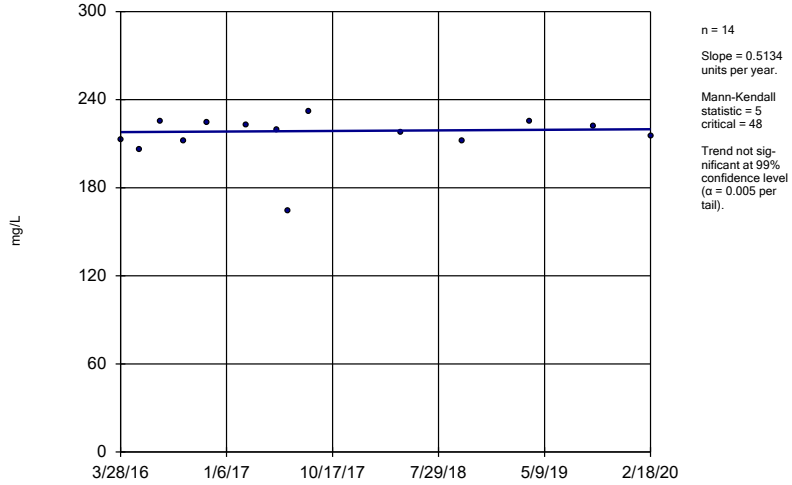

n = 14

Slope = 0.5134 units per year.

Mann-Kendall statistic = 5 critical = 48

Trend not significant at 99% confidence level (α = 0.005 per tail).

Constituent: TDS Analysis Run 7/23/2020 11:20 AM View: Trend Test

Plant Gaston Client: Southern Company Data: Gaston Ash Pond

Sanitas™ v.9.6.24 Sanitas software licensed to Southern Company. UG

Sen's Slope Estimator

GN-AP-MW-20

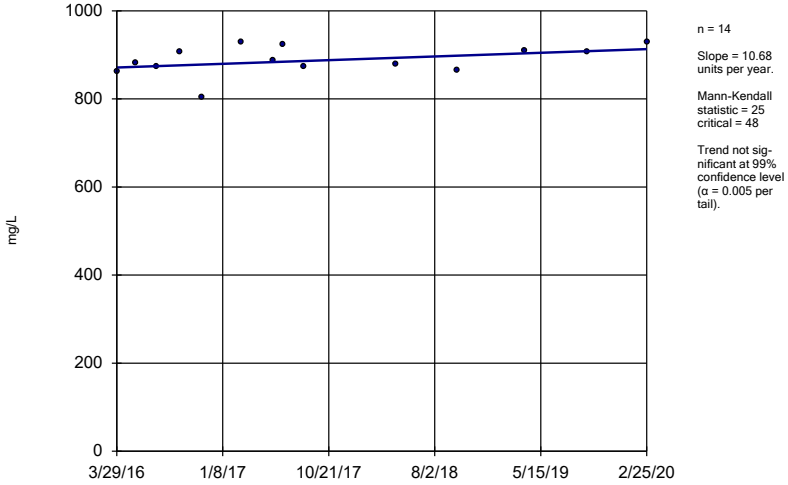

n = 14

Slope = 10.68 units per year.

Mann-Kendall statistic = 25
critical = 48

Trend not significant at 99% confidence level (α = 0.005 per tail).

Constituent: TDS Analysis Run 7/23/2020 11:20 AM View: Trend Test

Plant Gaston Client: Southern Company Data: Gaston Ash Pond

Sanitas™ v.9.6.24 Sanitas software licensed to Southern Company. UG

Sen's Slope Estimator

GN-AP-MW-21

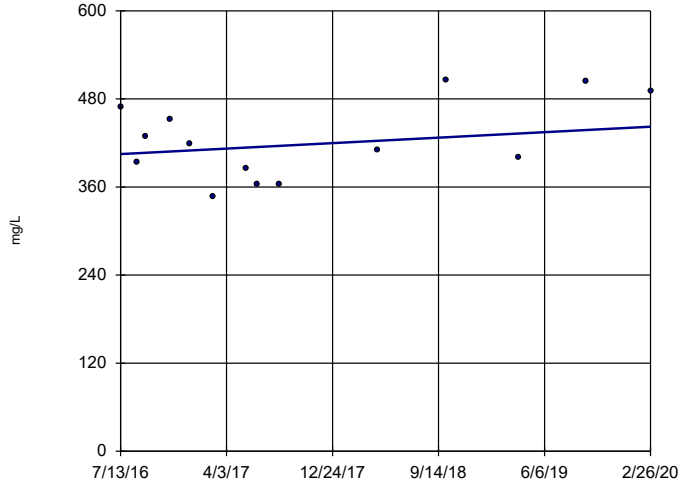

n = 14

Slope = 10.29 units per year.

Mann-Kendall statistic = 9
critical = 48

Trend not significant at 99% confidence level (α = 0.005 per tail).

Constituent: TDS Analysis Run 7/23/2020 11:20 AM View: Trend Test

Plant Gaston Client: Southern Company Data: Gaston Ash Pond

Sanitas™ v.9.6.24 Sanitas software licensed to Southern Company. UG

Sen's Slope Estimator

GN-AP-MW-22

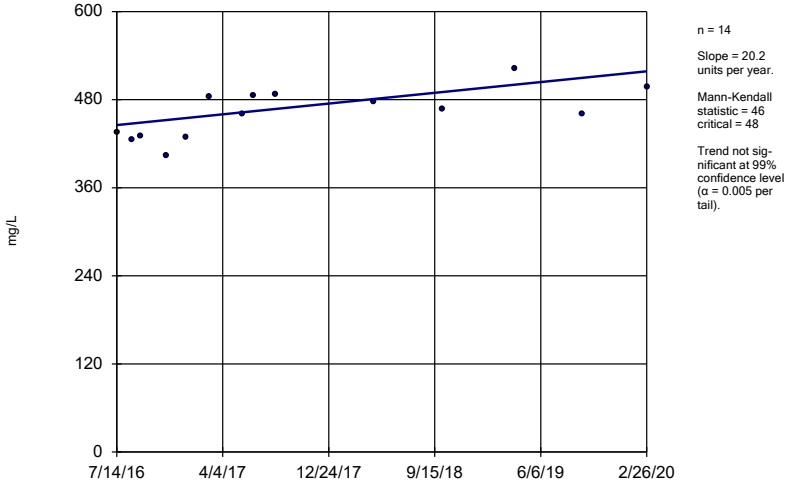

n = 14

Slope = 20.2 units per year.

Mann-Kendall statistic = 46
critical = 48

Trend not significant at 99% confidence level (α = 0.005 per tail).

Constituent: TDS Analysis Run 7/23/2020 11:20 AM View: Trend Test

Plant Gaston Client: Southern Company Data: Gaston Ash Pond

Sanitas™ v.9.6.24 Sanitas software licensed to Southern Company. UG
Hollow symbols indicate censored values.

Time Series

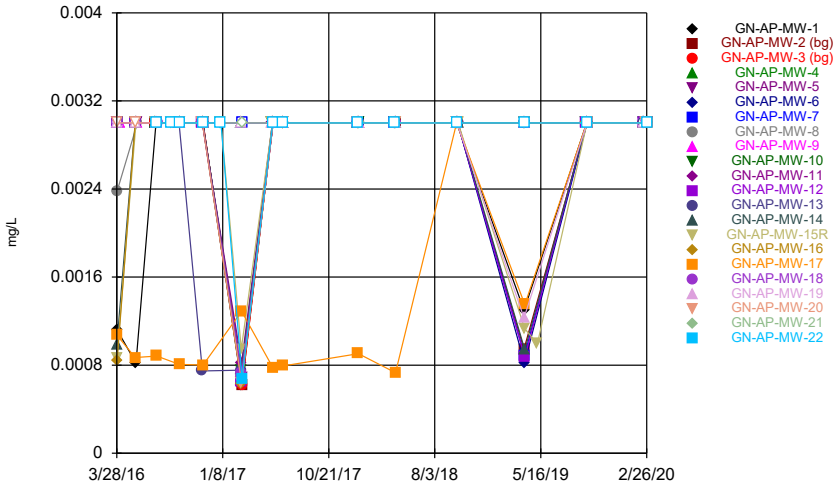

Constituent: Antimony Analysis Run 7/23/2020 11:25 AM View: Time Series
Plant Gaston Client: Southern Company Data: Gaston Ash Pond

Sanitas™ v.9.6.24 Sanitas software licensed to Southern Company. UG
Hollow symbols indicate censored values.

Time Series

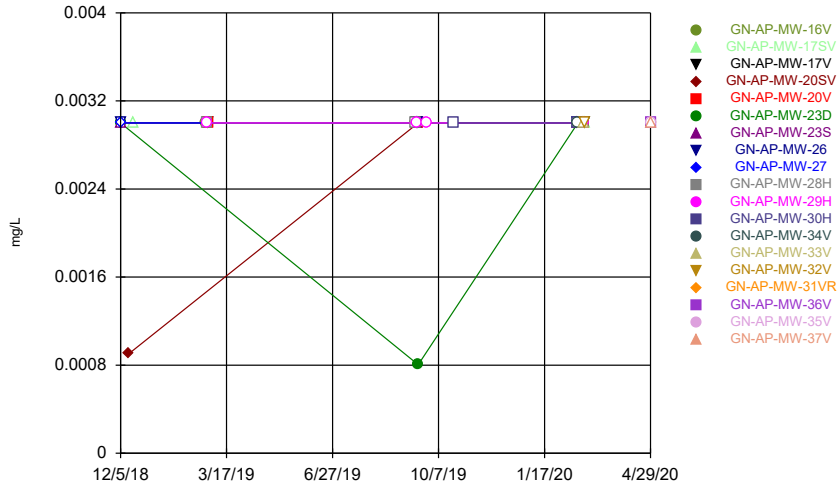

Constituent: Antimony Analysis Run 7/23/2020 11:25 AM View: Time Series
Plant Gaston Client: Southern Company Data: Gaston Ash Pond

Sanitas™ v.9.6.24 Sanitas software licensed to Southern Company. UG
Hollow symbols indicate censored values.

Time Series

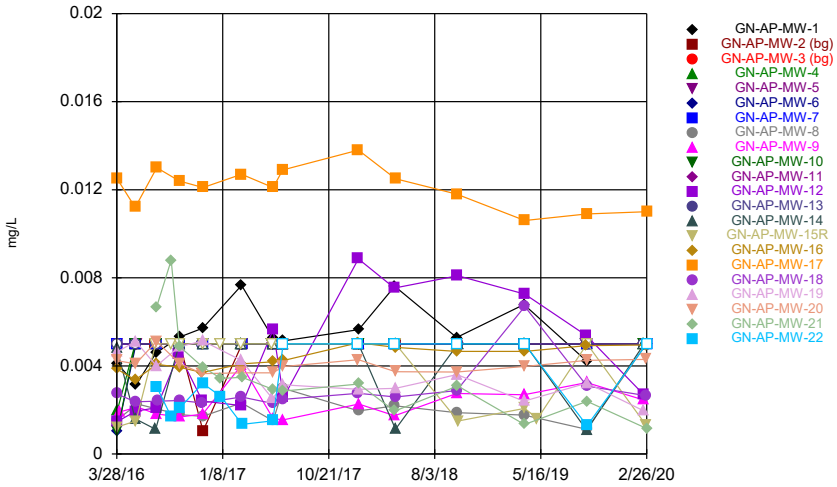

Constituent: Arsenic Analysis Run 7/23/2020 11:25 AM View: Time Series
Plant Gaston Client: Southern Company Data: Gaston Ash Pond

Sanitas™ v.9.6.24 Sanitas software licensed to Southern Company. UG
Hollow symbols indicate censored values.

Time Series

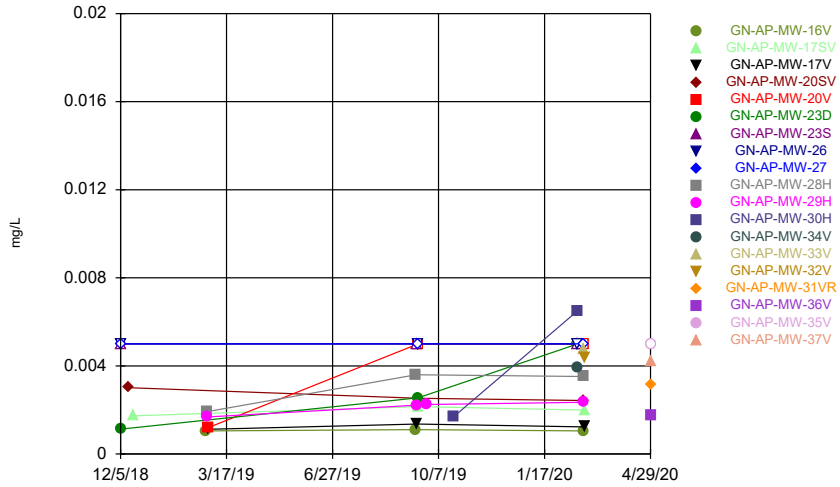

Constituent: Arsenic Analysis Run 7/23/2020 11:25 AM View: Time Series
Plant Gaston Client: Southern Company Data: Gaston Ash Pond

Time Series

Constituent: Antimony (mg/L) Analysis Run 7/23/2020 12:35 PM View: Time Series

Plant Gaston Client: Southern Company Data: Gaston Ash Pond

	GN-AP-MW-1	GN-AP-MW-2 (bg)	GN-AP-MW-3 (bg)	GN-AP-MW-4	GN-AP-MW-5	GN-AP-MW-6	GN-AP-MW-7	GN-AP-MW-8	GN-AP-MW-9
3/28/2016		<0.003	<0.003						
3/29/2016	0.00112 (J)							0.00238 (J)	
3/30/2016				<0.003	<0.003	<0.003	<0.003		
4/4/2016									<0.003
5/17/2016			<0.003	<0.003					
5/18/2016		<0.003							
5/19/2016	0.000818 (J)					<0.003	<0.003		
5/23/2016					<0.003			<0.003	<0.003
7/11/2016		<0.003	<0.003	<0.003					
7/12/2016	<0.003							<0.003	<0.003
7/13/2016						<0.003	<0.003		
7/14/2016					<0.003				
7/18/2016									
8/22/2016									
9/12/2016									
9/13/2016	<0.003				<0.003	<0.003	<0.003	<0.003	<0.003
9/14/2016		<0.003	<0.003	<0.003					
11/14/2016									
11/15/2016	<0.003				<0.003	<0.003	<0.003	<0.003	<0.003
11/16/2016		<0.003	<0.003	<0.003					
1/3/2017									
2/27/2017									
2/28/2017	0.000622 (J)			<0.003				0.000718 (J)	0.000662 (J)
3/1/2017		0.00062 (J)	0.000613 (J)		0.000689 (J)	<0.003	<0.003		
5/22/2017									
5/23/2017	<0.003	<0.003	<0.003		<0.003	<0.003	<0.003		
5/24/2017				<0.003				<0.003	<0.003
6/19/2017	<0.003	<0.003	<0.003						
6/20/2017					<0.003	<0.003	<0.003	<0.003	<0.003
6/21/2017				<0.003					
1/9/2018					<0.003				
1/10/2018	<0.003	<0.003	<0.003	<0.003		<0.003	<0.003	<0.003	<0.003
4/16/2018									
4/17/2018	<0.003				<0.003	<0.003	<0.003	<0.003	<0.003
4/19/2018		<0.003	<0.003	<0.003					
10/1/2018	<0.003				<0.003			<0.003	<0.003
10/2/2018									
10/3/2018		<0.003	<0.003	<0.003					
10/4/2018						<0.003	<0.003		
10/5/2018									
4/1/2019	0.0013 (J)	0.000946 (J)						<0.003	<0.003
4/2/2019			<0.003	<0.003	<0.003	0.000819 (J)	0.00089 (J)		
4/3/2019									
5/7/2019									
9/16/2019									
9/17/2019	<0.003		<0.003	<0.003				<0.003	<0.003
9/18/2019		<0.003			<0.003	<0.003	<0.003		
2/17/2020									<0.003
2/18/2020				<0.003					
2/19/2020			<0.003						
2/25/2020								<0.003	
2/26/2020					<0.003	<0.003	<0.003		

Time Series

Constituent: Antimony (mg/L) Analysis Run 7/23/2020 12:35 PM View: Time Series

Plant Gaston Client: Southern Company Data: Gaston Ash Pond

	GN-AP-MW-10	GN-AP-MW-11	GN-AP-MW-12	GN-AP-MW-13	GN-AP-MW-14	GN-AP-MW-15R	GN-AP-MW-16	GN-AP-MW-17	GN-AP-MW-18
3/28/2016					0.000985 (J)	0.000862 (J)			
3/29/2016							0.000838 (J)	0.00107 (J)	<0.003
3/30/2016	<0.003	<0.003	<0.003	<0.003					
4/4/2016									
5/17/2016	<0.003				<0.003		<0.003	0.000869 (J)	<0.003
5/18/2016		<0.003	<0.003	<0.003					
5/19/2016						<0.003			
5/23/2016									
7/11/2016					<0.003	<0.003			
7/12/2016									
7/13/2016	<0.003	<0.003	<0.003						
7/14/2016				<0.003			<0.003	0.000882 (J)	
7/18/2016									<0.003
8/22/2016						<0.003			
9/12/2016			<0.003	<0.003					
9/13/2016	<0.003	<0.003			<0.003		<0.003	0.000807 (J)	
9/14/2016						<0.003			<0.003
11/14/2016		<0.003	<0.003	0.000748 (J)			<0.003		<0.003
11/15/2016	<0.003				<0.003	<0.003			
11/16/2016								0.000801 (J)	
1/3/2017						<0.003			
2/27/2017					0.00076 (J)	0.000947 (J)			
2/28/2017	0.000753 (J)	0.000823 (J)	0.000648 (J)	0.000755 (J)			0.000632 (J)	0.00129 (J)	0.000728 (J)
3/1/2017									
5/22/2017	<0.003	<0.003				<0.003			
5/23/2017									
5/24/2017			<0.003	<0.003	<0.003		<0.003	0.000774 (J)	<0.003
6/19/2017	<0.003	<0.003					<0.003	0.000792 (J)	<0.003
6/20/2017						<0.003			
6/21/2017			<0.003	<0.003	<0.003				
1/9/2018		<0.003	<0.003	<0.003	<0.003	<0.003	<0.003	0.000904 (J)	<0.003
1/10/2018	<0.003								
4/16/2018	<0.003	<0.003	<0.003						
4/17/2018									
4/19/2018				<0.003	<0.003	<0.003	<0.003	0.000731 (J)	<0.003
10/1/2018							<0.003	<0.003	<0.003
10/2/2018	<0.003								
10/3/2018									
10/4/2018		<0.003	<0.003						
10/5/2018				<0.003	<0.003	<0.003			
4/1/2019									
4/2/2019									
4/3/2019	<0.003	<0.003	0.000871 (J)	<0.003	0.000939 (J)	0.00113 (J)	<0.003	0.00135 (J)	<0.003
5/7/2019						0.000998 (J)			
9/16/2019	<0.003	<0.003	<0.003				<0.003		
9/17/2019				<0.003	<0.003			<0.003	
9/18/2019						<0.003			<0.003
2/17/2020	<0.003	<0.003							
2/18/2020			<0.003						
2/19/2020				<0.003	<0.003				
2/25/2020						<0.003	<0.003		<0.003
2/26/2020								<0.003	

Time Series

Constituent: Antimony (mg/L) Analysis Run 7/23/2020 12:35 PM View: Time Series

Plant Gaston Client: Southern Company Data: Gaston Ash Pond

	GN-AP-MW-19	GN-AP-MW-20	GN-AP-MW-21	GN-AP-MW-22
3/28/2016	<0.003			
3/29/2016		<0.003		
3/30/2016				
4/4/2016				
5/17/2016				
5/18/2016	<0.003	<0.003		
5/19/2016				
5/23/2016				
7/11/2016				
7/12/2016				
7/13/2016	<0.003	<0.003	<0.003	
7/14/2016				<0.003
7/18/2016				
8/22/2016			<0.003	<0.003
9/12/2016				
9/13/2016	<0.003		<0.003	<0.003
9/14/2016		<0.003		
11/14/2016		<0.003		
11/15/2016			<0.003	<0.003
11/16/2016	<0.003			
1/3/2017			<0.003	<0.003
2/27/2017	<0.003			
2/28/2017		0.000643 (J)		
3/1/2017			<0.003	0.000678 (J)
5/22/2017	<0.003			
5/23/2017			<0.003	<0.003
5/24/2017		<0.003		
6/19/2017		<0.003		
6/20/2017			<0.003	<0.003
6/21/2017	<0.003			
1/9/2018		<0.003		<0.003
1/10/2018	<0.003		<0.003	
4/16/2018				
4/17/2018			<0.003	<0.003
4/19/2018	<0.003	<0.003		
10/1/2018		<0.003		
10/2/2018	<0.003			
10/3/2018				
10/4/2018			<0.003	<0.003
10/5/2018				
4/1/2019	0.00123 (J)			
4/2/2019			<0.003	<0.003
4/3/2019		<0.003		
5/7/2019				
9/16/2019				
9/17/2019				
9/18/2019	<0.003	<0.003	<0.003	<0.003
2/17/2020				
2/18/2020	<0.003			
2/19/2020				
2/25/2020		<0.003		
2/26/2020			<0.003	<0.003

Time Series

Constituent: Antimony (mg/L) Analysis Run 7/23/2020 12:35 PM View: Time Series

Plant Gaston Client: Southern Company Data: Gaston Ash Pond

	GN-AP-MW-16V	GN-AP-MW-17SV	GN-AP-MW-17V	GN-AP-MW-20SV	GN-AP-MW-20V	GN-AP-MW-23D	GN-AP-MW-23S	GN-AP-MW-26	GN-AP-MW-27
12/5/2018						<0.003	<0.003		<0.003
12/6/2018								<0.003	
12/13/2018				0.000904 (J)					
12/17/2018		<0.003							
2/25/2019	<0.003								
2/26/2019									
2/27/2019			<0.003		<0.003				
9/16/2019	<0.003								
9/17/2019			<0.003				<0.003		
9/18/2019		<0.003		<0.003	<0.003	0.000804 (J)		<0.003	<0.003
9/26/2019									
10/22/2019									
2/19/2020						<0.003	<0.003	<0.003	
2/25/2020	<0.003			<0.003	<0.003				<0.003
2/26/2020		<0.003	<0.003						
4/29/2020									

Time Series

Constituent: Antimony (mg/L) Analysis Run 7/23/2020 12:35 PM View: Time Series

Plant Gaston Client: Southern Company Data: Gaston Ash Pond

	GN-AP-MW-28H	GN-AP-MW-29H	GN-AP-MW-30H	GN-AP-MW-34V	GN-AP-MW-33V	GN-AP-MW-32V	GN-AP-MW-31VR	GN-AP-MW-36V	GN-AP-MW-35V
12/5/2018									
12/6/2018									
12/13/2018									
12/17/2018									
2/25/2019									
2/26/2019	<0.003	<0.003							
2/27/2019									
9/16/2019	<0.003								
9/17/2019		<0.003							
9/18/2019									
9/26/2019		<0.003							
10/22/2019			<0.003						
2/19/2020			<0.003	<0.003					
2/25/2020	<0.003	<0.003			<0.003				
2/26/2020						<0.003			
4/29/2020							<0.003	<0.003	<0.003

Time Series

Constituent: Antimony (mg/L) Analysis Run 7/23/2020 12:35 PM View: Time Series

Plant Gaston Client: Southern Company Data: Gaston Ash Pond

	GN-AP-MW-37V
12/5/2018	
12/6/2018	
12/13/2018	
12/17/2018	
2/25/2019	
2/26/2019	
2/27/2019	
9/16/2019	
9/17/2019	
9/18/2019	
9/26/2019	
10/22/2019	
2/19/2020	
2/25/2020	
2/26/2020	
4/29/2020	<0.003

Time Series

Constituent: Arsenic (mg/L) Analysis Run 7/23/2020 12:35 PM View: Time Series

Plant Gaston Client: Southern Company Data: Gaston Ash Pond

	GN-AP-MW-1	GN-AP-MW-2 (bg)	GN-AP-MW-3 (bg)	GN-AP-MW-4	GN-AP-MW-5	GN-AP-MW-6	GN-AP-MW-7	GN-AP-MW-8	GN-AP-MW-9
3/28/2016		<0.005	<0.005						
3/29/2016	0.00412 (J)							0.00155 (J)	
3/30/2016				0.002 (J)	<0.005	0.00105 (J)	<0.005		
4/4/2016									0.00191 (J)
5/17/2016			<0.005	<0.005					
5/18/2016		<0.005							
5/19/2016	0.00313 (J)					<0.005	<0.005		
5/23/2016					<0.005			0.00227 (J)	0.00213 (J)
7/11/2016		<0.005	<0.005	<0.005					
7/12/2016	0.00459 (J)							0.00206 (J)	0.00183 (J)
7/13/2016						<0.005	<0.005		
7/14/2016					<0.005				
7/18/2016									
8/22/2016									
9/12/2016									
9/13/2016	0.00531				<0.005	<0.005	<0.005	0.00179 (J)	0.00168 (J)
9/14/2016		<0.005	<0.005	<0.005					
11/14/2016									
11/15/2016	0.00571				<0.005	<0.005	<0.005	0.00171 (J)	0.00181 (J)
11/16/2016		0.00105 (J)	<0.005	<0.005					
1/3/2017									
2/27/2017									
2/28/2017	0.00766			<0.005				0.00232 (J)	0.00404 (J)
3/1/2017		<0.005	<0.005		<0.005	<0.005	<0.005		
5/22/2017									
5/23/2017	0.00528	<0.005	<0.005		<0.005	<0.005	<0.005		
5/24/2017				<0.005				0.00151 (J)	0.00161 (J)
6/19/2017	0.00513	<0.005	<0.005						
6/20/2017					<0.005	<0.005	<0.005	0.00298 (J)	0.00155 (J)
6/21/2017				<0.005					
1/9/2018					<0.005				
1/10/2018	0.00565	<0.005	<0.005	<0.005		<0.005	<0.005	0.00196 (J)	0.00227 (J)
4/16/2018									
4/17/2018	0.00762				<0.005	<0.005	<0.005	0.00219 (J)	0.00174 (J)
4/19/2018		<0.005	<0.005	<0.005					
10/1/2018	0.00529				<0.005			0.00188 (J)	0.00275 (J)
10/2/2018									
10/3/2018		<0.005	<0.005	<0.005					
10/4/2018						<0.005	<0.005		
10/5/2018									
4/1/2019	0.00679	<0.005						0.00177 (J)	0.00269 (J)
4/2/2019			<0.005	<0.005	<0.005	<0.005	<0.005		
4/3/2019									
5/7/2019									
9/16/2019									
9/17/2019	0.00422 (J)		<0.005	<0.005				0.00112 (J)	0.00324 (J)
9/18/2019		<0.005			<0.005	<0.005	<0.005		
2/17/2020									0.00246 (J)
2/18/2020				<0.005					
2/19/2020			<0.005						
2/25/2020								<0.005	
2/26/2020					<0.005	<0.005	<0.005		

Time Series

Constituent: Arsenic (mg/L) Analysis Run 7/23/2020 12:35 PM View: Time Series

Plant Gaston Client: Southern Company Data: Gaston Ash Pond

	GN-AP-MW-10	GN-AP-MW-11	GN-AP-MW-12	GN-AP-MW-13	GN-AP-MW-14	GN-AP-MW-15R	GN-AP-MW-16	GN-AP-MW-17	GN-AP-MW-18
3/28/2016					0.0048 (J)	0.00122 (J)			
3/29/2016							0.00385 (J)	0.0125	0.00273 (J)
3/30/2016	0.00105 (J)	<0.005	0.00148 (J)	<0.005					
4/4/2016									
5/17/2016	<0.005				0.0016 (J)		0.00337 (J)	0.0112	0.00237 (J)
5/18/2016		<0.005	0.00194 (J)	<0.005					
5/19/2016						0.0015 (J)			
5/23/2016									
7/11/2016					0.00112 (J)	<0.005			
7/12/2016									
7/13/2016	<0.005	<0.005	0.0021 (J)						
7/14/2016				<0.005			0.00407 (J)	0.013	
7/18/2016									0.0024 (J)
8/22/2016						<0.005			
9/12/2016			0.00456 (J)	<0.005					
9/13/2016	<0.005	<0.005			<0.005		0.00394 (J)	0.0124	
9/14/2016						<0.005			0.00243 (J)
11/14/2016		<0.005	0.00241 (J)	<0.005			0.0037 (J)		0.00232 (J)
11/15/2016	<0.005				<0.005	<0.005			
11/16/2016								0.0121	
1/3/2017						<0.005			
2/27/2017					<0.005	<0.005			
2/28/2017	<0.005	<0.005	0.0022 (J)	<0.005			0.00409 (J)	0.0127	0.00259 (J)
3/1/2017									
5/22/2017	<0.005	<0.005				<0.005			
5/23/2017									
5/24/2017			0.00564	<0.005	<0.005		0.00419 (J)	0.0121	0.00229 (J)
6/19/2017	<0.005	<0.005					0.00424 (J)	0.0129	0.00248 (J)
6/20/2017						<0.005			
6/21/2017			0.00257 (J)	<0.005	<0.005				
1/9/2018		<0.005	0.00886	<0.005	<0.005	<0.005	0.00505	0.0138	0.00276 (J)
1/10/2018	<0.005								
4/16/2018	<0.005	<0.005	0.00754						
4/17/2018									
4/19/2018				<0.005	0.00113 (J)	<0.005	0.00484 (J)	0.0125	0.00259 (J)
10/1/2018							0.00466 (J)	0.0118	0.00288 (J)
10/2/2018	<0.005								
10/3/2018									
10/4/2018		<0.005	0.0081						
10/5/2018				<0.005	<0.005	0.0015 (J)			
4/1/2019									
4/2/2019									
4/3/2019	<0.005	<0.005	0.00726	<0.005	<0.005	0.00207 (J)	0.00466 (J)	0.0106	0.0067
5/7/2019						0.0016 (J)			
9/16/2019	<0.005	<0.005	0.00538				0.00492 (J)		
9/17/2019				<0.005	0.00108 (J)			0.0109	
9/18/2019						<0.005			0.00308 (J)
2/17/2020	<0.005	<0.005							
2/18/2020			0.00269 (J)						
2/19/2020				<0.005	<0.005				
2/25/2020						0.00129 (J)	0.00495 (J)		0.00265 (J)
2/26/2020								0.011	

Time Series

Constituent: Arsenic (mg/L) Analysis Run 7/23/2020 12:35 PM View: Time Series

Plant Gaston Client: Southern Company Data: Gaston Ash Pond

	GN-AP-MW-19	GN-AP-MW-20	GN-AP-MW-21	GN-AP-MW-22
3/28/2016	0.00463 (J)			
3/29/2016		0.00424 (J)		
3/30/2016				
4/4/2016				
5/17/2016				
5/18/2016	0.00511	0.00409 (J)		
5/19/2016				
5/23/2016				
7/11/2016				
7/12/2016				
7/13/2016	0.004 (J)	0.00512	0.00666	
7/14/2016				0.00305 (J)
7/18/2016				
8/22/2016			0.0088	0.00169 (J)
9/12/2016				
9/13/2016	0.00488 (J)		0.00489 (J)	0.00207 (J)
9/14/2016		0.00411 (J)		
11/14/2016		0.00365 (J)		
11/15/2016			0.00395 (J)	0.00321 (J)
11/16/2016	0.00513			
1/3/2017			0.00343 (J)	0.00261 (J)
2/27/2017	0.00425 (J)			
2/28/2017		0.00369 (J)		
3/1/2017			0.00348 (J)	0.00135 (J)
5/22/2017	0.00252 (J)			
5/23/2017			0.00294 (J)	0.00151 (J)
5/24/2017		0.00369 (J)		
6/19/2017		0.00397 (J)		
6/20/2017			0.00286 (J)	<0.005
6/21/2017	0.00314 (J)			
1/9/2018		0.00428 (J)		<0.005
1/10/2018	0.00294 (J)		0.00318 (J)	
4/16/2018				
4/17/2018			0.00195 (J)	<0.005
4/19/2018	0.00298 (J)	0.00374 (J)		
10/1/2018		0.00372 (J)		
10/2/2018	0.00361 (J)			
10/3/2018				
10/4/2018			0.00309 (J)	<0.005
10/5/2018				
4/1/2019	0.0024 (J)			
4/2/2019			0.00134 (J)	<0.005
4/3/2019		0.00398 (J)		
5/7/2019				
9/16/2019				
9/17/2019				
9/18/2019	0.00322 (J)	0.00425 (J)	0.00239 (J)	0.00129 (J)
2/17/2020				
2/18/2020	0.00196 (J)			
2/19/2020				
2/25/2020		0.0043 (J)		
2/26/2020			0.00116 (J)	<0.005

Time Series

Constituent: Arsenic (mg/L) Analysis Run 7/23/2020 12:35 PM View: Time Series

Plant Gaston Client: Southern Company Data: Gaston Ash Pond

	GN-AP-MW-16V	GN-AP-MW-17SV	GN-AP-MW-17V	GN-AP-MW-20SV	GN-AP-MW-20V	GN-AP-MW-23D	GN-AP-MW-23S	GN-AP-MW-26	GN-AP-MW-27
12/5/2018						0.00113 (J)	<0.005		<0.005
12/6/2018								<0.005	
12/13/2018				0.00301 (J)					
12/17/2018		0.00173 (J)							
2/25/2019	0.00105 (J)								
2/26/2019									
2/27/2019			0.00112 (J)		0.00119 (J)				
9/16/2019	0.00111 (J)								
9/17/2019			0.00136 (J)				<0.005		
9/18/2019		0.00215 (J)		0.00253 (J)	<0.005	0.00255 (J)		<0.005	<0.005
9/26/2019									
10/22/2019									
2/19/2020						<0.005	<0.005	<0.005	
2/25/2020	0.00105 (J)			0.00243 (J)	<0.005				<0.005
2/26/2020		0.00199 (J)	0.00123 (J)						
4/29/2020									

Time Series

Constituent: Arsenic (mg/L) Analysis Run 7/23/2020 12:35 PM View: Time Series

Plant Gaston Client: Southern Company Data: Gaston Ash Pond

	GN-AP-MW-28H	GN-AP-MW-29H	GN-AP-MW-30H	GN-AP-MW-34V	GN-AP-MW-33V	GN-AP-MW-32V	GN-AP-MW-31VR	GN-AP-MW-36V	GN-AP-MW-35V
12/5/2018									
12/6/2018									
12/13/2018									
12/17/2018									
2/25/2019									
2/26/2019	0.00192 (J)	0.00168 (J)							
2/27/2019									
9/16/2019	0.0036 (J)								
9/17/2019		0.00222 (J)							
9/18/2019									
9/26/2019		0.00225 (J)							
10/22/2019			0.00169 (J)						
2/19/2020			0.00651	0.00393 (J)					
2/25/2020	0.00352 (J)	0.00235 (J)			0.00476 (J)				
2/26/2020						0.00438 (J)			
4/29/2020							0.00315 (J)	0.00178 (J)	<0.005

Time Series

Constituent: Arsenic (mg/L) Analysis Run 7/23/2020 12:35 PM View: Time Series

Plant Gaston Client: Southern Company Data: Gaston Ash Pond

	GN-AP-MW-37V
12/5/2018	
12/6/2018	
12/13/2018	
12/17/2018	
2/25/2019	
2/26/2019	
2/27/2019	
9/16/2019	
9/17/2019	
9/18/2019	
9/26/2019	
10/22/2019	
2/19/2020	
2/25/2020	
2/26/2020	
4/29/2020	0.0042 (J)

Sanitas™ v.9.6.24 Sanitas software licensed to Southern Company. UG

Time Series

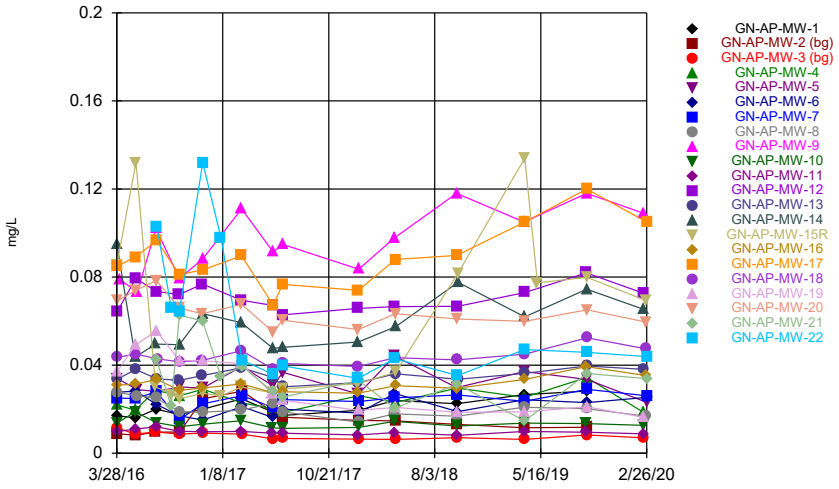

Constituent: Barium Analysis Run 7/23/2020 11:25 AM View: Time Series

Plant Gaston Client: Southern Company Data: Gaston Ash Pond

Sanitas™ v.9.6.24 Sanitas software licensed to Southern Company. UG

Time Series

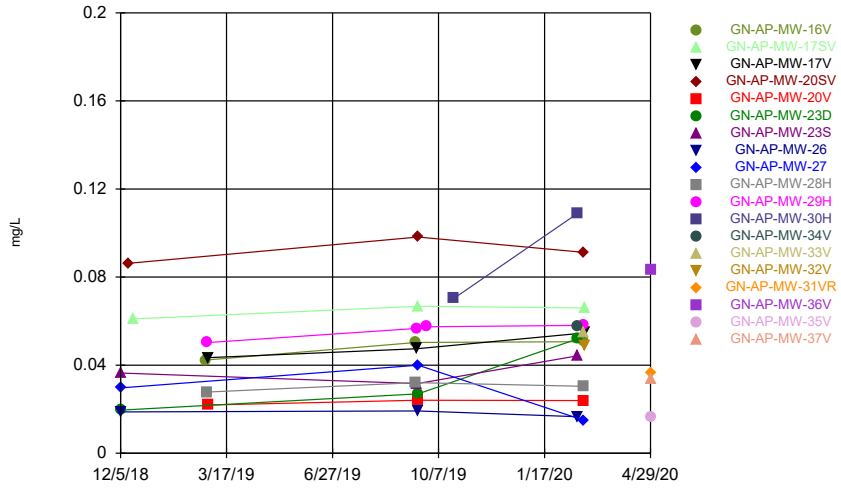

Constituent: Barium Analysis Run 7/23/2020 11:26 AM View: Time Series

Plant Gaston Client: Southern Company Data: Gaston Ash Pond

Sanitas™ v.9.6.24 Sanitas software licensed to Southern Company. UG
Hollow symbols indicate censored values.

Time Series

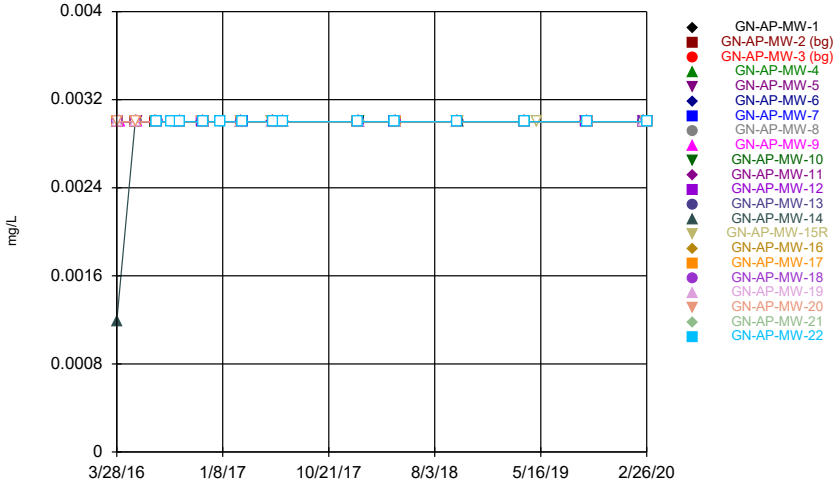

Constituent: Beryllium Analysis Run 7/23/2020 11:26 AM View: Time Series

Plant Gaston Client: Southern Company Data: Gaston Ash Pond

Sanitas™ v.9.6.24 Sanitas software licensed to Southern Company. UG
Hollow symbols indicate censored values.

Time Series

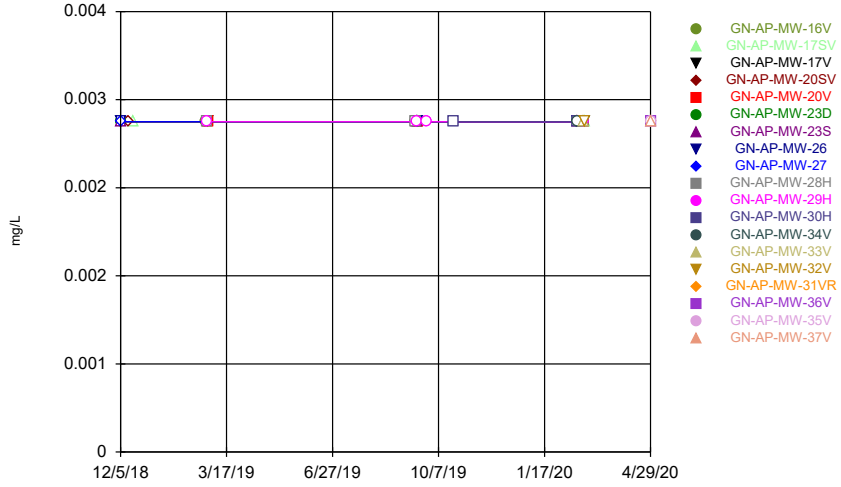

Constituent: Beryllium Analysis Run 7/23/2020 11:26 AM View: Time Series

Plant Gaston Client: Southern Company Data: Gaston Ash Pond

Time Series

Constituent: Barium (mg/L) Analysis Run 7/23/2020 12:35 PM View: Time Series

Plant Gaston Client: Southern Company Data: Gaston Ash Pond

	GN-AP-MW-1	GN-AP-MW-2 (bg)	GN-AP-MW-3 (bg)	GN-AP-MW-4	GN-AP-MW-5	GN-AP-MW-6	GN-AP-MW-7	GN-AP-MW-8	GN-AP-MW-9
3/28/2016		0.00887 (J)	0.0116						
3/29/2016	0.017							0.0277	
3/30/2016				0.0219	0.0339	0.0277	0.025		
4/4/2016									0.0789
5/17/2016			0.00866 (J)	0.0196					
5/18/2016		0.00816 (J)							
5/19/2016	0.0161					0.0282	0.0249		
5/23/2016					0.0289			0.0261	0.0733
7/11/2016		0.0096 (J)	0.00969 (J)	0.0286					
7/12/2016	0.02							0.0251	0.102
7/13/2016						0.0222	0.0279		
7/14/2016					0.0281				
7/18/2016									
8/22/2016									
9/12/2016									
9/13/2016	0.0176				0.0301	0.017	0.0153	0.0189	0.0793
9/14/2016		0.00964 (J)	0.00864 (J)	0.0261					
11/14/2016									
11/15/2016	0.02				0.0296	0.0151	0.0225	0.0186	0.0882
11/16/2016		0.0247	0.00917 (J)	0.0291					
1/3/2017									
2/27/2017									
2/28/2017	0.0247			0.0229				0.0196	0.111
3/1/2017		0.0282	0.00869 (J)		0.0395	0.0212	0.0261		
5/22/2017									
5/23/2017	0.0187	0.0187	0.00658 (J)		0.0307	0.0162	0.0208		
5/24/2017				0.0202				0.0228	0.0914
6/19/2017	0.0172	0.0164	0.00672 (J)						
6/20/2017					0.0367	0.02	0.0244	0.0188	0.0948
6/21/2017				0.0186					
1/9/2018					0.0269				
1/10/2018	0.0195	0.0149	0.00645 (J)	0.0261		0.0183	0.0235	0.0141	0.0836
4/16/2018									
4/17/2018	0.024				0.0441	0.0271	0.0252	0.0179	0.0979
4/19/2018		0.0147	0.00625 (J)	0.0231					
10/1/2018	0.0225				0.0298			0.0168	0.118
10/2/2018									
10/3/2018		0.0131	0.00708 (J)	0.0296					
10/4/2018						0.0189	0.0265		
10/5/2018									
4/1/2019	0.0266	0.0116						0.0209	0.105
4/2/2019			0.00625 (J)	0.0254	0.0371	0.0243	0.0236		
4/3/2019									
5/7/2019									
9/16/2019									
9/17/2019	0.0282		0.00834 (J)	0.0344				0.0202	0.118
9/18/2019		0.0118			0.0335	0.023	0.029		
2/17/2020									0.109
2/18/2020				0.0185					
2/19/2020			0.00697 (J)						
2/25/2020								0.0168	
2/26/2020					0.0231	0.0254	0.0261		

Time Series

Constituent: Barium (mg/L) Analysis Run 7/23/2020 12:35 PM View: Time Series

Plant Gaston Client: Southern Company Data: Gaston Ash Pond

	GN-AP-MW-10	GN-AP-MW-11	GN-AP-MW-12	GN-AP-MW-13	GN-AP-MW-14	GN-AP-MW-15R	GN-AP-MW-16	GN-AP-MW-17	GN-AP-MW-18
3/28/2016					0.0952	0.0856			
3/29/2016							0.031	0.0849	0.0435
3/30/2016	0.0139	0.00993 (J)	0.0644	0.0337					
4/4/2016									
5/17/2016	0.0188				0.0437		0.0313	0.0891	0.0451
5/18/2016		0.011	0.0794	0.038					
5/19/2016						0.132			
5/23/2016									
7/11/2016					0.0496	0.0302			
7/12/2016									
7/13/2016	0.0139	0.012	0.0735						
7/14/2016				0.0338			0.0336	0.0965	
7/18/2016									0.0428
8/22/2016						0.0267			
9/12/2016			0.072	0.0331					
9/13/2016	0.0121	0.01			0.0493		0.0286	0.0811	
9/14/2016						0.0247			0.0415
11/14/2016		0.00973 (J)	0.0768	0.0353			0.0296		0.0422
11/15/2016	0.0132				0.0634	0.0273			
11/16/2016								0.0833	
1/3/2017						0.026			
2/27/2017					0.0593	0.0301			
2/28/2017	0.0148	0.00989 (J)	0.0695	0.0388			0.0315	0.0897	0.0466
3/1/2017									
5/22/2017	0.0116	0.00911 (J)				0.0274			
5/23/2017									
5/24/2017			0.0671	0.0344	0.0476		0.0275	0.0673	0.0382
6/19/2017	0.0113	0.00908 (J)					0.0279	0.0767	0.0408
6/20/2017						0.0292			
6/21/2017			0.0629	0.0302	0.0481				
1/9/2018		0.00832 (J)	0.0658	0.0321	0.0505	0.0316	0.0273	0.074	0.0394
1/10/2018	0.0117								
4/16/2018	0.0145	0.00942 (J)	0.0666						
4/17/2018									
4/19/2018				0.0361	0.0574	0.0368	0.0307	0.088	0.0434
10/1/2018							0.0295	0.0898	0.0424
10/2/2018	0.0124								
10/3/2018									
10/4/2018		0.00817 (J)	0.0667						
10/5/2018				0.0336	0.0776	0.0818			
4/1/2019									
4/2/2019									
4/3/2019	0.0137	0.00993 (J)	0.073	0.0363	0.0619	0.134	0.0335	0.105	0.045
5/7/2019						0.0774			
9/16/2019	0.0135	0.00956 (J)	0.0819				0.0393		
9/17/2019				0.0396	0.0745			0.12	
9/18/2019						0.0799			0.0524
2/17/2020	0.0127	0.0088 (J)							
2/18/2020			0.0726						
2/19/2020				0.0381	0.0653				
2/25/2020						0.0693	0.0353		0.0474
2/26/2020								0.105	

Time Series

Constituent: Barium (mg/L) Analysis Run 7/23/2020 12:35 PM View: Time Series

Plant Gaston Client: Southern Company Data: Gaston Ash Pond

	GN-AP-MW-19	GN-AP-MW-20	GN-AP-MW-21	GN-AP-MW-22
3/28/2016	0.037			
3/29/2016		0.0691		
3/30/2016				
4/4/2016				
5/17/2016				
5/18/2016	0.0492	0.074		
5/19/2016				
5/23/2016				
7/11/2016				
7/12/2016				
7/13/2016	0.0555	0.0784	0.0425	
7/14/2016				0.103
7/18/2016				
8/22/2016			0.0214	0.0662
9/12/2016				
9/13/2016	0.0421		0.0628	0.0644
9/14/2016		0.0658		
11/14/2016		0.0634		
11/15/2016			0.06	0.132
11/16/2016	0.042			
1/3/2017			0.0348	0.098
2/27/2017	0.0407			
2/28/2017		0.0676		
3/1/2017			0.0395	0.0423
5/22/2017	0.0271			
5/23/2017			0.0279	0.0359
5/24/2017		0.0551		
6/19/2017		0.0604		
6/20/2017			0.0255	0.0396
6/21/2017	0.024			
1/9/2018		0.0562		0.034
1/10/2018	0.0195		0.033	
4/16/2018				
4/17/2018			0.0205	0.043
4/19/2018	0.0208	0.0634		
10/1/2018		0.061		
10/2/2018	0.0186			
10/3/2018				
10/4/2018			0.0314	0.0353
10/5/2018				
4/1/2019	0.0188			
4/2/2019			0.0146	0.0471
4/3/2019		0.0599		
5/7/2019				
9/16/2019				
9/17/2019				
9/18/2019	0.0211	0.0651	0.0362	0.0458
2/17/2020				
2/18/2020	0.0163			
2/19/2020				
2/25/2020		0.0595		
2/26/2020			0.0339	0.0439

Time Series

Constituent: Barium (mg/L) Analysis Run 7/23/2020 12:35 PM View: Time Series

Plant Gaston Client: Southern Company Data: Gaston Ash Pond

	GN-AP-MW-16V	GN-AP-MW-17SV	GN-AP-MW-17V	GN-AP-MW-20SV	GN-AP-MW-20V	GN-AP-MW-23D	GN-AP-MW-23S	GN-AP-MW-26	GN-AP-MW-27
12/5/2018						0.0196	0.0364		0.0297
12/6/2018								0.0188	
12/13/2018				0.0863					
12/17/2018		0.061							
2/25/2019	0.0423								
2/26/2019									
2/27/2019			0.0434		0.0219				
9/16/2019	0.0503								
9/17/2019			0.0475				0.0316		
9/18/2019		0.0667		0.0982	0.0241	0.027		0.0192	0.04
9/26/2019									
10/22/2019									
2/19/2020						0.052	0.0443	0.0166	
2/25/2020	0.0507			0.0912	0.0239				0.0149
2/26/2020		0.066	0.0547						
4/29/2020									

Time Series

Constituent: Barium (mg/L) Analysis Run 7/23/2020 12:35 PM View: Time Series

Plant Gaston Client: Southern Company Data: Gaston Ash Pond

	GN-AP-MW-28H	GN-AP-MW-29H	GN-AP-MW-30H	GN-AP-MW-34V	GN-AP-MW-33V	GN-AP-MW-32V	GN-AP-MW-31VR	GN-AP-MW-36V	GN-AP-MW-35V
12/5/2018									
12/6/2018									
12/13/2018									
12/17/2018									
2/25/2019									
2/26/2019	0.0278	0.0502							
2/27/2019									
9/16/2019	0.0321								
9/17/2019		0.0567							
9/18/2019									
9/26/2019		0.0574							
10/22/2019			0.0702						
2/19/2020			0.109	0.0576					
2/25/2020	0.0304	0.0581			0.0549				
2/26/2020						0.0489			
4/29/2020							0.0364	0.0831	0.0163

Time Series

Constituent: Barium (mg/L) Analysis Run 7/23/2020 12:35 PM View: Time Series

Plant Gaston Client: Southern Company Data: Gaston Ash Pond

	GN-AP-MW-37V
12/5/2018	
12/6/2018	
12/13/2018	
12/17/2018	
2/25/2019	
2/26/2019	
2/27/2019	
9/16/2019	
9/17/2019	
9/18/2019	
9/26/2019	
10/22/2019	
2/19/2020	
2/25/2020	
2/26/2020	
4/29/2020	0.0336

Time Series

Constituent: Beryllium (mg/L) Analysis Run 7/23/2020 12:35 PM View: Time Series

Plant Gaston Client: Southern Company Data: Gaston Ash Pond

	GN-AP-MW-1	GN-AP-MW-2 (bg)	GN-AP-MW-3 (bg)	GN-AP-MW-4	GN-AP-MW-5	GN-AP-MW-6	GN-AP-MW-7	GN-AP-MW-8	GN-AP-MW-9
3/28/2016		<0.003	<0.003						
3/29/2016	<0.003							<0.003	
3/30/2016				<0.003	<0.003	<0.003	<0.003		
4/4/2016									<0.003
5/17/2016			<0.003	<0.003					
5/18/2016		<0.003							
5/19/2016	<0.003					<0.003	<0.003		
5/23/2016					<0.003			<0.003	<0.003
7/11/2016		<0.003	<0.003	<0.003					
7/12/2016	<0.003							<0.003	<0.003
7/13/2016						<0.003	<0.003		
7/14/2016					<0.003				
7/18/2016									
8/22/2016									
9/12/2016									
9/13/2016	<0.003				<0.003	<0.003	<0.003	<0.003	<0.003
9/14/2016		<0.003	<0.003	<0.003					
11/14/2016									
11/15/2016	<0.003				<0.003	<0.003	<0.003	<0.003	<0.003
11/16/2016		<0.003	<0.003	<0.003					
1/3/2017									
2/27/2017									
2/28/2017	<0.003			<0.003				<0.003	<0.003
3/1/2017		<0.003	<0.003		<0.003	<0.003	<0.003		
5/22/2017									
5/23/2017	<0.003	<0.003	<0.003		<0.003	<0.003	<0.003		
5/24/2017				<0.003				<0.003	<0.003
6/19/2017	<0.003	<0.003	<0.003						
6/20/2017					<0.003	<0.003	<0.003	<0.003	<0.003
6/21/2017				<0.003					
1/9/2018					<0.003				
1/10/2018	<0.003	<0.003	<0.003	<0.003		<0.003	<0.003	<0.003	<0.003
4/16/2018									
4/17/2018	<0.003				<0.003	<0.003	<0.003	<0.003	<0.003
4/19/2018		<0.003	<0.003	<0.003					
10/1/2018	<0.003				<0.003			<0.003	<0.003
10/2/2018									
10/3/2018		<0.003	<0.003	<0.003					
10/4/2018						<0.003	<0.003		
10/5/2018									
4/1/2019	<0.003	<0.003						<0.003	<0.003
4/2/2019			<0.003	<0.003	<0.003	<0.003	<0.003		
4/3/2019									
5/7/2019									
9/16/2019									
9/17/2019	<0.003		<0.003	<0.003				<0.003	<0.003
9/18/2019		<0.003			<0.003	<0.003	<0.003		
2/17/2020									<0.003
2/18/2020				<0.003					
2/19/2020			<0.003						
2/25/2020								<0.003	
2/26/2020					<0.003	<0.003	<0.003		

Time Series

Constituent: Beryllium (mg/L) Analysis Run 7/23/2020 12:35 PM View: Time Series

Plant Gaston Client: Southern Company Data: Gaston Ash Pond

	GN-AP-MW-10	GN-AP-MW-11	GN-AP-MW-12	GN-AP-MW-13	GN-AP-MW-14	GN-AP-MW-15R	GN-AP-MW-16	GN-AP-MW-17	GN-AP-MW-18
3/28/2016					0.00119 (J)	<0.003			
3/29/2016							<0.003	<0.003	<0.003
3/30/2016	<0.003	<0.003	<0.003	<0.003					
4/4/2016									
5/17/2016	<0.003				<0.003		<0.003	<0.003	<0.003
5/18/2016		<0.003	<0.003	<0.003					
5/19/2016						<0.003			
5/23/2016									
7/11/2016					<0.003	<0.003			
7/12/2016									
7/13/2016	<0.003	<0.003	<0.003						
7/14/2016				<0.003			<0.003	<0.003	
7/18/2016									<0.003
8/22/2016						<0.003			
9/12/2016			<0.003	<0.003					
9/13/2016	<0.003	<0.003			<0.003		<0.003	<0.003	
9/14/2016						<0.003			<0.003
11/14/2016		<0.003	<0.003	<0.003			<0.003		<0.003
11/15/2016	<0.003				<0.003	<0.003			
11/16/2016								<0.003	
1/3/2017						<0.003			
2/27/2017					<0.003	<0.003			
2/28/2017	<0.003	<0.003	<0.003	<0.003			<0.003	<0.003	<0.003
3/1/2017									
5/22/2017	<0.003	<0.003				<0.003			
5/23/2017									
5/24/2017			<0.003	<0.003	<0.003		<0.003	<0.003	<0.003
6/19/2017	<0.003	<0.003					<0.003	<0.003	<0.003
6/20/2017						<0.003			
6/21/2017			<0.003	<0.003	<0.003				
1/9/2018		<0.003	<0.003	<0.003	<0.003	<0.003	<0.003	<0.003	<0.003
1/10/2018	<0.003								
4/16/2018	<0.003	<0.003	<0.003						
4/17/2018									
4/19/2018				<0.003	<0.003	<0.003	<0.003	<0.003	<0.003
10/1/2018							<0.003	<0.003	<0.003
10/2/2018	<0.003								
10/3/2018									
10/4/2018		<0.003	<0.003						
10/5/2018				<0.003	<0.003	<0.003			
4/1/2019									
4/2/2019									
4/3/2019	<0.003	<0.003	<0.003	<0.003	<0.003	<0.003	<0.003	<0.003	<0.003
5/7/2019						<0.003			
9/16/2019	<0.003	<0.003	<0.003				<0.003		
9/17/2019				<0.003	<0.003			<0.003	
9/18/2019						<0.003			<0.003
2/17/2020	<0.003	<0.003							
2/18/2020			<0.003						
2/19/2020				<0.003	<0.003				
2/25/2020						<0.003	<0.003		<0.003
2/26/2020								<0.003	

Time Series

Constituent: Beryllium (mg/L) Analysis Run 7/23/2020 12:35 PM View: Time Series

Plant Gaston Client: Southern Company Data: Gaston Ash Pond

	GN-AP-MW-19	GN-AP-MW-20	GN-AP-MW-21	GN-AP-MW-22
3/28/2016	<0.003			
3/29/2016		<0.003		
3/30/2016				
4/4/2016				
5/17/2016				
5/18/2016	<0.003	<0.003		
5/19/2016				
5/23/2016				
7/11/2016				
7/12/2016				
7/13/2016	<0.003	<0.003	<0.003	
7/14/2016				<0.003
7/18/2016				
8/22/2016			<0.003	<0.003
9/12/2016				
9/13/2016	<0.003		<0.003	<0.003
9/14/2016		<0.003		
11/14/2016		<0.003		
11/15/2016			<0.003	<0.003
11/16/2016	<0.003			
1/3/2017			<0.003	<0.003
2/27/2017	<0.003			
2/28/2017		<0.003		
3/1/2017			<0.003	<0.003
5/22/2017	<0.003			
5/23/2017			<0.003	<0.003
5/24/2017		<0.003		
6/19/2017		<0.003		
6/20/2017			<0.003	<0.003
6/21/2017	<0.003			
1/9/2018		<0.003		<0.003
1/10/2018	<0.003		<0.003	
4/16/2018				
4/17/2018			<0.003	<0.003
4/19/2018	<0.003	<0.003		
10/1/2018		<0.003		
10/2/2018	<0.003			
10/3/2018				
10/4/2018			<0.003	<0.003
10/5/2018				
4/1/2019	<0.003			
4/2/2019			<0.003	<0.003
4/3/2019		<0.003		
5/7/2019				
9/16/2019				
9/17/2019				
9/18/2019	<0.003	<0.003	<0.003	<0.003
2/17/2020				
2/18/2020	<0.003			
2/19/2020				
2/25/2020		<0.003		
2/26/2020			<0.003	<0.003

Time Series

Constituent: Beryllium (mg/L) Analysis Run 7/23/2020 12:35 PM View: Time Series

Plant Gaston Client: Southern Company Data: Gaston Ash Pond

	GN-AP-MW-16V	GN-AP-MW-17SV	GN-AP-MW-17V	GN-AP-MW-20SV	GN-AP-MW-20V	GN-AP-MW-23D	GN-AP-MW-23S	GN-AP-MW-26	GN-AP-MW-27
12/5/2018						<0.003	<0.003		<0.003
12/6/2018								<0.003	
12/13/2018				<0.003					
12/17/2018		<0.003							
2/25/2019	<0.003								
2/26/2019									
2/27/2019			<0.003		<0.003				
9/16/2019	<0.003								
9/17/2019			<0.003				<0.003		
9/18/2019		<0.003		<0.003	<0.003	<0.003		<0.003	<0.003
9/26/2019									
10/22/2019									
2/19/2020						<0.003	<0.003	<0.003	
2/25/2020	<0.003			<0.003	<0.003				<0.003
2/26/2020		<0.003	<0.003						
4/29/2020									

Time Series

Constituent: Beryllium (mg/L) Analysis Run 7/23/2020 12:35 PM View: Time Series

Plant Gaston Client: Southern Company Data: Gaston Ash Pond

	GN-AP-MW-28H	GN-AP-MW-29H	GN-AP-MW-30H	GN-AP-MW-34V	GN-AP-MW-33V	GN-AP-MW-32V	GN-AP-MW-31VR	GN-AP-MW-36V	GN-AP-MW-35V
12/5/2018									
12/6/2018									
12/13/2018									
12/17/2018									
2/25/2019									
2/26/2019	<0.003	<0.003							
2/27/2019									
9/16/2019	<0.003								
9/17/2019		<0.003							
9/18/2019									
9/26/2019		<0.003							
10/22/2019			<0.003						
2/19/2020			<0.003	<0.003					
2/25/2020	<0.003	<0.003			<0.003				
2/26/2020						<0.003			
4/29/2020							<0.003	<0.003	<0.003

Time Series

Constituent: Beryllium (mg/L) Analysis Run 7/23/2020 12:35 PM View: Time Series

Plant Gaston Client: Southern Company Data: Gaston Ash Pond

	GN-AP-MW-37V
12/5/2018	
12/6/2018	
12/13/2018	
12/17/2018	
2/25/2019	
2/26/2019	
2/27/2019	
9/16/2019	
9/17/2019	
9/18/2019	
9/26/2019	
10/22/2019	
2/19/2020	
2/25/2020	
2/26/2020	
4/29/2020	<0.003

Sanitas™ v.9.6.24 Sanitas software licensed to Southern Company. UG
Hollow symbols indicate censored values.

Time Series

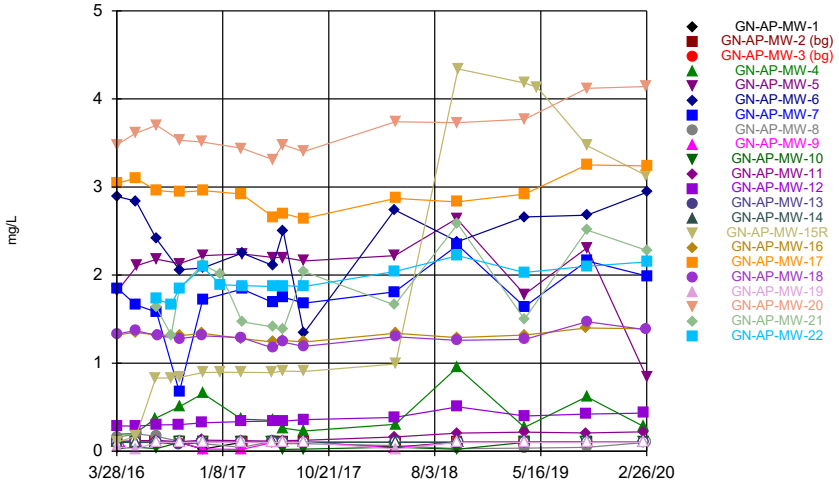

Constituent: Boron Analysis Run 7/23/2020 11:26 AM View: Time Series
Plant Gaston Client: Southern Company Data: Gaston Ash Pond

Sanitas™ v.9.6.24 Sanitas software licensed to Southern Company. UG

Time Series

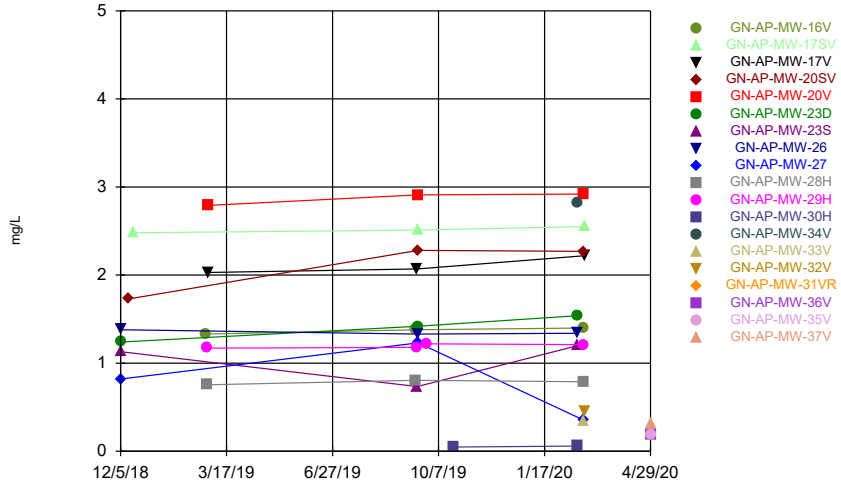

Constituent: Boron Analysis Run 7/23/2020 11:26 AM View: Time Series
Plant Gaston Client: Southern Company Data: Gaston Ash Pond

Sanitas™ v.9.6.24 Sanitas software licensed to Southern Company. UG
Hollow symbols indicate censored values.

Time Series

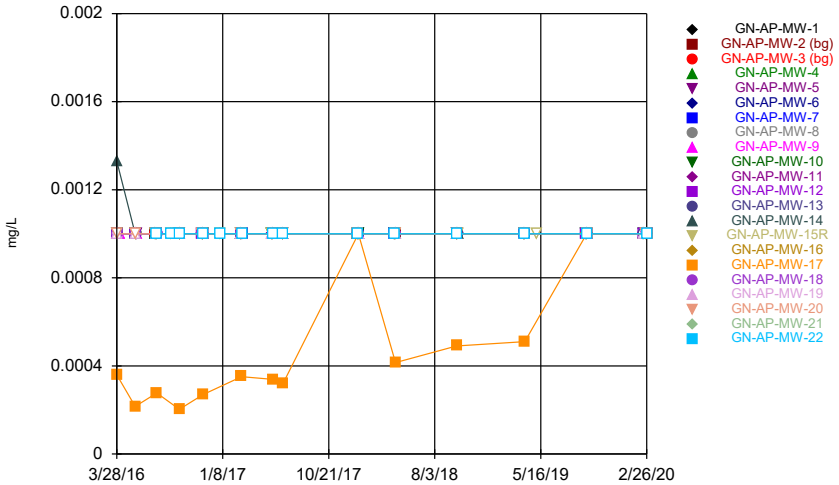

Constituent: Cadmium Analysis Run 7/23/2020 11:26 AM View: Time Series
Plant Gaston Client: Southern Company Data: Gaston Ash Pond

Sanitas™ v.9.6.24 Sanitas software licensed to Southern Company. UG
Hollow symbols indicate censored values.

Time Series

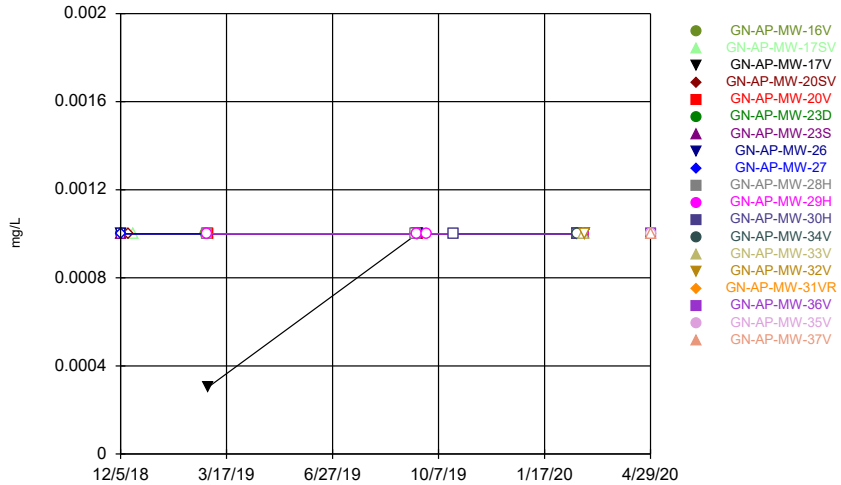

Constituent: Cadmium Analysis Run 7/23/2020 11:26 AM View: Time Series
Plant Gaston Client: Southern Company Data: Gaston Ash Pond

Time Series

Constituent: Boron (mg/L) Analysis Run 7/23/2020 12:35 PM View: Time Series

Plant Gaston Client: Southern Company Data: Gaston Ash Pond

	GN-AP-MW-1	GN-AP-MW-2 (bg)	GN-AP-MW-3 (bg)	GN-AP-MW-4	GN-AP-MW-5	GN-AP-MW-6	GN-AP-MW-7	GN-AP-MW-8	GN-AP-MW-9
3/28/2016		<0.1	<0.1						
3/29/2016	<0.1							0.161	
3/30/2016				0.193	1.82	2.89	1.85		
4/4/2016									<0.1
5/17/2016			<0.1	0.201					
5/18/2016		<0.1							
5/19/2016	<0.1					2.84	1.66		
5/23/2016					2.11			0.197	<0.1
7/11/2016		<0.1	<0.1	0.375					
7/12/2016	<0.1							0.17	<0.1
7/13/2016						2.41	1.58		
7/14/2016					2.18				
7/18/2016									
8/22/2016									
9/12/2016									
9/13/2016	<0.1				2.13	2.06	0.674	0.114	<0.1
9/14/2016		<0.1	<0.1	0.507					
11/14/2016									
11/15/2016	0.0246 (J)				2.22	2.08	1.72	0.0853 (J)	0.0256 (J)
11/16/2016		<0.1	<0.1	0.655					
1/3/2017									
2/27/2017									
2/28/2017	<0.1			0.364				0.0452 (J)	0.021 (J)
3/1/2017		<0.1	<0.1		2.24	2.25	1.84		
5/22/2017									
5/23/2017	<0.1	<0.1	<0.1		2.2	2.11	1.69		
5/24/2017				0.352				0.113	<0.1
6/19/2017	<0.1	<0.1	<0.1						
6/20/2017					2.2	2.5	1.75	0.0853 (J)	<0.1
6/21/2017				0.263					
8/14/2017									
8/15/2017	<0.1	<0.1	<0.1	0.23	2.16	1.34	1.68	0.0862 (J)	
8/16/2017									<0.1 (U*)
4/16/2018									
4/17/2018	0.0459 (J)				2.22	2.74	1.81	0.0649 (J)	0.0386 (J)
4/19/2018		<0.1	<0.1	0.305					
10/1/2018	<0.1				2.64			0.03 (J)	<0.1
10/2/2018									
10/3/2018		<0.1	<0.1	0.952					
10/4/2018						2.38	2.34		
10/5/2018									
4/1/2019	<0.1	<0.1						0.0345 (J)	<0.1
4/2/2019			<0.1	0.271	1.78	2.66	1.64		
4/3/2019									
5/7/2019									
9/16/2019									
9/17/2019	<0.1		<0.1	0.619				0.0439 (J)	<0.1
9/18/2019		<0.1			2.31	2.68	2.16		
2/17/2020									<0.1
2/18/2020				0.281					
2/19/2020			<0.1						
2/25/2020								<0.1	

Time Series

Constituent: Boron (mg/L) Analysis Run 7/23/2020 12:35 PM View: Time Series

Plant Gaston Client: Southern Company Data: Gaston Ash Pond

	GN-AP-MW-1	GN-AP-MW-2 (bg)	GN-AP-MW-3 (bg)	GN-AP-MW-4	GN-AP-MW-5	GN-AP-MW-6	GN-AP-MW-7	GN-AP-MW-8	GN-AP-MW-9
2/26/2020					0.84	2.94	1.99		

Time Series

Constituent: Boron (mg/L) Analysis Run 7/23/2020 12:35 PM View: Time Series

Plant Gaston Client: Southern Company Data: Gaston Ash Pond

	GN-AP-MW-10	GN-AP-MW-11	GN-AP-MW-12	GN-AP-MW-13	GN-AP-MW-14	GN-AP-MW-15R	GN-AP-MW-16	GN-AP-MW-17	GN-AP-MW-18
3/28/2016					<0.1	0.103			
3/29/2016							1.32	3.04	1.33
3/30/2016	0.0291 (J)	0.112	0.287	<0.1					
4/4/2016									
5/17/2016	0.0466 (J)				<0.1		1.35	3.1	1.37
5/18/2016		0.118	0.286	<0.1					
5/19/2016						0.169			
5/23/2016									
7/11/2016					<0.1	0.829			
7/12/2016									
7/13/2016	0.0305 (J)	0.125	0.299						
7/14/2016				<0.1			1.32	2.96	
7/18/2016									1.31
8/22/2016						0.835			
9/12/2016			0.302	0.0762 (J)					
9/13/2016	<0.1	0.108			<0.1		1.31	2.94	
9/14/2016						0.838			1.28
11/14/2016		0.126	0.323	<0.1			1.34		1.31
11/15/2016	<0.1				<0.1	0.894			
11/16/2016								2.96	
1/3/2017						0.897			
2/27/2017					<0.1	0.897			
2/28/2017	<0.1	0.12	0.336	<0.1			1.28	2.92	1.29
3/1/2017									
5/22/2017	<0.1	0.116				0.892			
5/23/2017									
5/24/2017			0.342	<0.1	<0.1		1.24	2.66	1.17
6/19/2017	0.0204 (J)	0.12					1.26	2.7	1.24
6/20/2017						0.91			
6/21/2017			0.342	<0.1	<0.1				
8/14/2017	0.0242 (J)	0.124	0.359	<0.1		0.906	1.24	2.64	1.19
8/15/2017					<0.1				
8/16/2017									
4/16/2018	0.0466 (J)	0.163	0.384						
4/17/2018									
4/19/2018				<0.1	<0.1	0.991	1.34	2.87	1.3
10/1/2018							1.29	2.83	1.26
10/2/2018	0.0228 (J)								
10/3/2018									
10/4/2018		0.206	0.503						
10/5/2018				<0.1	<0.1	4.34			
4/1/2019									
4/2/2019									
4/3/2019	<0.1	0.216	0.401	<0.1	<0.1	4.18	1.32	2.92	1.27
5/7/2019						4.13			
9/16/2019	<0.1	0.207	0.423				1.4		
9/17/2019				<0.1	<0.1			3.25	
9/18/2019						3.47			1.47
2/17/2020	<0.1	0.221							
2/18/2020			0.433						
2/19/2020				<0.1	<0.1				
2/25/2020						3.13	1.39		1.38

Time Series

Constituent: Boron (mg/L) Analysis Run 7/23/2020 12:35 PM View: Time Series

Plant Gaston Client: Southern Company Data: Gaston Ash Pond

	GN-AP-MW-10	GN-AP-MW-11	GN-AP-MW-12	GN-AP-MW-13	GN-AP-MW-14	GN-AP-MW-15R	GN-AP-MW-16	GN-AP-MW-17	GN-AP-MW-18
2/26/2020								3.24	

Time Series

Constituent: Boron (mg/L) Analysis Run 7/23/2020 12:35 PM View: Time Series

Plant Gaston Client: Southern Company Data: Gaston Ash Pond

	GN-AP-MW-19	GN-AP-MW-20	GN-AP-MW-21	GN-AP-MW-22
3/28/2016	0.0538 (J)			
3/29/2016		3.48		
3/30/2016				
4/4/2016				
5/17/2016				
5/18/2016	0.0252 (J)	3.61		
5/19/2016				
5/23/2016				
7/11/2016				
7/12/2016				
7/13/2016	<0.1	3.7	1.63	
7/14/2016				1.73
7/18/2016				
8/22/2016			1.32	1.66
9/12/2016				
9/13/2016	<0.1		1.85	1.85
9/14/2016		3.53		
11/14/2016		3.51		
11/15/2016			2.12	2.09
11/16/2016	<0.1			
1/3/2017			2.01	1.89
2/27/2017	<0.1			
2/28/2017		3.44		
3/1/2017			1.47	1.88
5/22/2017	<0.1			
5/23/2017			1.41	1.87
5/24/2017		3.31		
6/19/2017		3.48		
6/20/2017			1.38	1.88
6/21/2017	<0.1			
8/14/2017	<0.1	3.4		
8/15/2017			2.04	1.87
8/16/2017				
4/16/2018				
4/17/2018			1.66	2.04
4/19/2018	0.0258 (J)	3.74		
10/1/2018		3.73		
10/2/2018	<0.1			
10/3/2018				
10/4/2018			2.58	2.22
10/5/2018				
4/1/2019	<0.1			
4/2/2019			1.5	2.03
4/3/2019		3.77		
5/7/2019				
9/16/2019				
9/17/2019				
9/18/2019	<0.1	4.12	2.51	2.1
2/17/2020				
2/18/2020	<0.1			
2/19/2020				
2/25/2020		4.14		

Time Series

Constituent: Boron (mg/L) Analysis Run 7/23/2020 12:35 PM View: Time Series

Plant Gaston Client: Southern Company Data: Gaston Ash Pond

	GN-AP-MW-19	GN-AP-MW-20	GN-AP-MW-21	GN-AP-MW-22
2/26/2020			2.28	2.15

Time Series

Constituent: Boron (mg/L) Analysis Run 7/23/2020 12:35 PM View: Time Series

Plant Gaston Client: Southern Company Data: Gaston Ash Pond

	GN-AP-MW-16V	GN-AP-MW-17SV	GN-AP-MW-17V	GN-AP-MW-20SV	GN-AP-MW-20V	GN-AP-MW-23D	GN-AP-MW-23S	GN-AP-MW-26	GN-AP-MW-27
12/5/2018						1.24	1.13		0.82
12/6/2018								1.38	
12/13/2018				1.73					
12/17/2018		2.48							
2/25/2019	1.33								
2/26/2019									
2/27/2019			2.03		2.79				
9/16/2019	1.38								
9/17/2019			2.07				0.735		
9/18/2019		2.51		2.28	2.91	1.42		1.33	1.23
9/26/2019									
10/22/2019									
2/19/2020						1.54	1.2	1.34	
2/25/2020	1.4			2.27	2.92				0.352
2/26/2020		2.55	2.22						
4/29/2020									

Time Series

Constituent: Boron (mg/L) Analysis Run 7/23/2020 12:35 PM View: Time Series

Plant Gaston Client: Southern Company Data: Gaston Ash Pond

	GN-AP-MW-28H	GN-AP-MW-29H	GN-AP-MW-30H	GN-AP-MW-34V	GN-AP-MW-33V	GN-AP-MW-32V	GN-AP-MW-31VR	GN-AP-MW-36V	GN-AP-MW-35V
12/5/2018									
12/6/2018									
12/13/2018									
12/17/2018									
2/25/2019									
2/26/2019	0.754	1.17							
2/27/2019									
9/16/2019	0.805								
9/17/2019		1.18							
9/18/2019									
9/26/2019		1.22							
10/22/2019			0.0484 (J)						
2/19/2020			0.0595 (J)	2.82					
2/25/2020	0.789	1.21			0.337				
2/26/2020						0.446			
4/29/2020							0.204	0.182	0.184

Time Series

Constituent: Boron (mg/L) Analysis Run 7/23/2020 12:35 PM View: Time Series

Plant Gaston Client: Southern Company Data: Gaston Ash Pond

	GN-AP-MW-37V
12/5/2018	
12/6/2018	
12/13/2018	
12/17/2018	
2/25/2019	
2/26/2019	
2/27/2019	
9/16/2019	
9/17/2019	
9/18/2019	
9/26/2019	
10/22/2019	
2/19/2020	
2/25/2020	
2/26/2020	
4/29/2020	0.317

Time Series

Constituent: Cadmium (mg/L) Analysis Run 7/23/2020 12:35 PM View: Time Series

Plant Gaston Client: Southern Company Data: Gaston Ash Pond

	GN-AP-MW-1	GN-AP-MW-2 (bg)	GN-AP-MW-3 (bg)	GN-AP-MW-4	GN-AP-MW-5	GN-AP-MW-6	GN-AP-MW-7	GN-AP-MW-8	GN-AP-MW-9
3/28/2016		<0.001	<0.001						
3/29/2016	<0.001							<0.001	
3/30/2016				<0.001	<0.001	<0.001	<0.001		
4/4/2016									<0.001
5/17/2016			<0.001	<0.001					
5/18/2016		<0.001							
5/19/2016	<0.001					<0.001	<0.001		
5/23/2016					<0.001			<0.001	<0.001
7/11/2016		<0.001	<0.001	<0.001					
7/12/2016	<0.001							<0.001	<0.001
7/13/2016						<0.001	<0.001		
7/14/2016					<0.001				
7/18/2016									
8/22/2016									
9/12/2016									
9/13/2016	<0.001				<0.001	<0.001	<0.001	<0.001	<0.001
9/14/2016		<0.001	<0.001	<0.001					
11/14/2016									
11/15/2016	<0.001				<0.001	<0.001	<0.001	<0.001	<0.001
11/16/2016		<0.001	<0.001	<0.001					
1/3/2017									
2/27/2017									
2/28/2017	<0.001			<0.001				<0.001	<0.001
3/1/2017		<0.001	<0.001		<0.001	<0.001	<0.001		
5/22/2017									
5/23/2017	<0.001	<0.001	<0.001		<0.001	<0.001	<0.001		
5/24/2017				<0.001				<0.001	<0.001
6/19/2017	<0.001	<0.001	<0.001						
6/20/2017					<0.001	<0.001	<0.001	<0.001	<0.001
6/21/2017				<0.001					
1/9/2018					<0.001				
1/10/2018	<0.001	<0.001	<0.001	<0.001		<0.001	<0.001	<0.001	<0.001
4/16/2018									
4/17/2018	<0.001				<0.001	<0.001	<0.001	<0.001	<0.001
4/19/2018		<0.001	<0.001	<0.001					
10/1/2018	<0.001				<0.001			<0.001	<0.001
10/2/2018									
10/3/2018		<0.001	<0.001	<0.001					
10/4/2018						<0.001	<0.001		
10/5/2018									
4/1/2019	<0.001	<0.001						<0.001	<0.001
4/2/2019			<0.001	<0.001	<0.001	<0.001	<0.001		
4/3/2019									
5/7/2019									
9/16/2019									
9/17/2019	<0.001		<0.001	<0.001				<0.001	<0.001
9/18/2019		<0.001			<0.001	<0.001	<0.001		
2/17/2020									<0.001
2/18/2020				<0.001					
2/19/2020			<0.001						
2/25/2020								<0.001	
2/26/2020					<0.001	<0.001	<0.001		

Time Series

Constituent: Cadmium (mg/L) Analysis Run 7/23/2020 12:35 PM View: Time Series

Plant Gaston Client: Southern Company Data: Gaston Ash Pond

	GN-AP-MW-10	GN-AP-MW-11	GN-AP-MW-12	GN-AP-MW-13	GN-AP-MW-14	GN-AP-MW-15R	GN-AP-MW-16	GN-AP-MW-17	GN-AP-MW-18
3/28/2016					0.00133	<0.001			
3/29/2016							<0.001	0.000357 (J)	<0.001
3/30/2016	<0.001	<0.001	<0.001	<0.001					
4/4/2016									
5/17/2016	<0.001				<0.001		<0.001	0.000216 (J)	<0.001
5/18/2016		<0.001	<0.001	<0.001					
5/19/2016						<0.001			
5/23/2016									
7/11/2016					<0.001	<0.001			
7/12/2016									
7/13/2016	<0.001	<0.001	<0.001						
7/14/2016				<0.001			<0.001	0.000277 (J)	
7/18/2016									<0.001
8/22/2016						<0.001			
9/12/2016			<0.001	<0.001					
9/13/2016	<0.001	<0.001			<0.001		<0.001	0.000203 (J)	
9/14/2016						<0.001			<0.001
11/14/2016		<0.001	<0.001	<0.001			<0.001		<0.001
11/15/2016	<0.001				<0.001	<0.001			
11/16/2016								0.00027 (J)	
1/3/2017						<0.001			
2/27/2017					<0.001	<0.001			
2/28/2017	<0.001	<0.001	<0.001	<0.001			<0.001	0.000351 (J)	<0.001
3/1/2017									
5/22/2017	<0.001	<0.001				<0.001			
5/23/2017									
5/24/2017			<0.001	<0.001	<0.001		<0.001	0.000339 (J)	<0.001
6/19/2017	<0.001	<0.001					<0.001	0.000318 (J)	<0.001
6/20/2017						<0.001			
6/21/2017			<0.001	<0.001	<0.001				
1/9/2018		<0.001	<0.001	<0.001	<0.001	<0.001	<0.001	<0.001	<0.001
1/10/2018	<0.001								
4/16/2018	<0.001	<0.001	<0.001						
4/17/2018									
4/19/2018				<0.001	<0.001	<0.001	<0.001	0.000415 (J)	<0.001
10/1/2018							<0.001	0.000491 (J)	<0.001
10/2/2018	<0.001								
10/3/2018									
10/4/2018		<0.001	<0.001						
10/5/2018				<0.001	<0.001	<0.001			
4/1/2019									
4/2/2019									
4/3/2019	<0.001	<0.001	<0.001	<0.001	<0.001	<0.001	<0.001	0.00051 (J)	<0.001
5/7/2019						<0.001			
9/16/2019	<0.001	<0.001	<0.001				<0.001		
9/17/2019				<0.001	<0.001			<0.001	
9/18/2019						<0.001			<0.001
2/17/2020	<0.001	<0.001							
2/18/2020			<0.001						
2/19/2020				<0.001	<0.001				
2/25/2020						<0.001	<0.001		<0.001
2/26/2020								<0.001	

Time Series

Constituent: Cadmium (mg/L) Analysis Run 7/23/2020 12:35 PM View: Time Series

Plant Gaston Client: Southern Company Data: Gaston Ash Pond

	GN-AP-MW-19	GN-AP-MW-20	GN-AP-MW-21	GN-AP-MW-22
3/28/2016	<0.001			
3/29/2016		<0.001		
3/30/2016				
4/4/2016				
5/17/2016				
5/18/2016	<0.001	<0.001		
5/19/2016				
5/23/2016				
7/11/2016				
7/12/2016				
7/13/2016	<0.001	<0.001	<0.001	
7/14/2016				<0.001
7/18/2016				
8/22/2016			<0.001	<0.001
9/12/2016				
9/13/2016	<0.001		<0.001	<0.001
9/14/2016		<0.001		
11/14/2016		<0.001		
11/15/2016			<0.001	<0.001
11/16/2016	<0.001			
1/3/2017			<0.001	<0.001
2/27/2017	<0.001			
2/28/2017		<0.001		
3/1/2017			<0.001	<0.001
5/22/2017	<0.001			
5/23/2017			<0.001	<0.001
5/24/2017		<0.001		
6/19/2017		<0.001		
6/20/2017			<0.001	<0.001
6/21/2017	<0.001			
1/9/2018		<0.001		<0.001
1/10/2018	<0.001		<0.001	
4/16/2018				
4/17/2018			<0.001	<0.001
4/19/2018	<0.001	<0.001		
10/1/2018		<0.001		
10/2/2018	<0.001			
10/3/2018				
10/4/2018			<0.001	<0.001
10/5/2018				
4/1/2019	<0.001			
4/2/2019			<0.001	<0.001
4/3/2019		<0.001		
5/7/2019				
9/16/2019				
9/17/2019				
9/18/2019	<0.001	<0.001	<0.001	<0.001
2/17/2020				
2/18/2020	<0.001			
2/19/2020				
2/25/2020		<0.001		
2/26/2020			<0.001	<0.001

Time Series

Constituent: Cadmium (mg/L) Analysis Run 7/23/2020 12:35 PM View: Time Series

Plant Gaston Client: Southern Company Data: Gaston Ash Pond

	GN-AP-MW-16V	GN-AP-MW-17SV	GN-AP-MW-17V	GN-AP-MW-20SV	GN-AP-MW-20V	GN-AP-MW-23D	GN-AP-MW-23S	GN-AP-MW-26	GN-AP-MW-27
12/5/2018						<0.001	<0.001		<0.001
12/6/2018								<0.001	
12/13/2018				<0.001					
12/17/2018		<0.001							
2/25/2019	<0.001								
2/26/2019									
2/27/2019			0.000302 (J)		<0.001				
9/16/2019	<0.001								
9/17/2019			<0.001				<0.001		
9/18/2019		<0.001		<0.001	<0.001	<0.001		<0.001	<0.001
9/26/2019									
10/22/2019									
2/19/2020						<0.001	<0.001	<0.001	
2/25/2020	<0.001			<0.001	<0.001				<0.001
2/26/2020		<0.001	<0.001						
4/29/2020									

Time Series

Constituent: Cadmium (mg/L) Analysis Run 7/23/2020 12:35 PM View: Time Series

Plant Gaston Client: Southern Company Data: Gaston Ash Pond

	GN-AP-MW-28H	GN-AP-MW-29H	GN-AP-MW-30H	GN-AP-MW-34V	GN-AP-MW-33V	GN-AP-MW-32V	GN-AP-MW-31VR	GN-AP-MW-36V	GN-AP-MW-35V
12/5/2018									
12/6/2018									
12/13/2018									
12/17/2018									
2/25/2019									
2/26/2019	<0.001	<0.001							
2/27/2019									
9/16/2019	<0.001								
9/17/2019		<0.001							
9/18/2019									
9/26/2019		<0.001							
10/22/2019			<0.001						
2/19/2020			<0.001	<0.001					
2/25/2020	<0.001	<0.001			<0.001				
2/26/2020						<0.001			
4/29/2020							<0.001	<0.001	<0.001

Time Series

Constituent: Cadmium (mg/L) Analysis Run 7/23/2020 12:35 PM View: Time Series

Plant Gaston Client: Southern Company Data: Gaston Ash Pond

	GN-AP-MW-37V
12/5/2018	
12/6/2018	
12/13/2018	
12/17/2018	
2/25/2019	
2/26/2019	
2/27/2019	
9/16/2019	
9/17/2019	
9/18/2019	
9/26/2019	
10/22/2019	
2/19/2020	
2/25/2020	
2/26/2020	
4/29/2020	<0.001

Sanitas™ v.9.6.24 Sanitas software licensed to Southern Company. UG
Hollow symbols indicate censored values.

Time Series

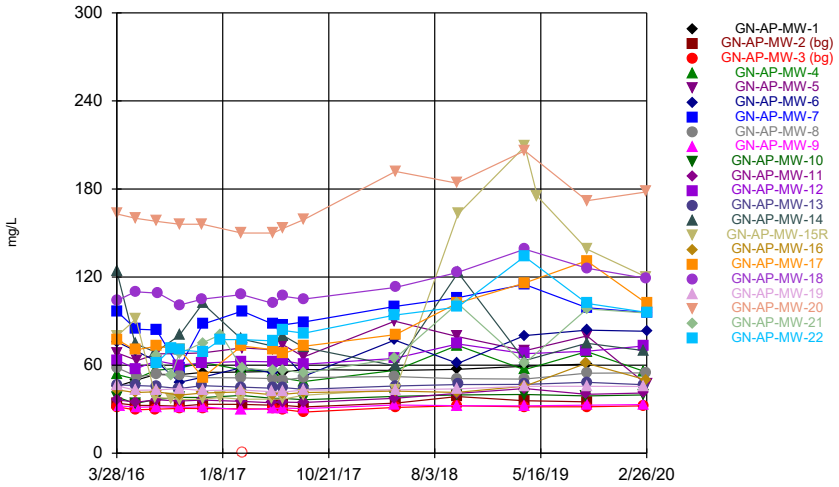

Constituent: Calcium Analysis Run 7/23/2020 11:26 AM View: Time Series
Plant Gaston Client: Southern Company Data: Gaston Ash Pond

Sanitas™ v.9.6.24 Sanitas software licensed to Southern Company. UG

Time Series

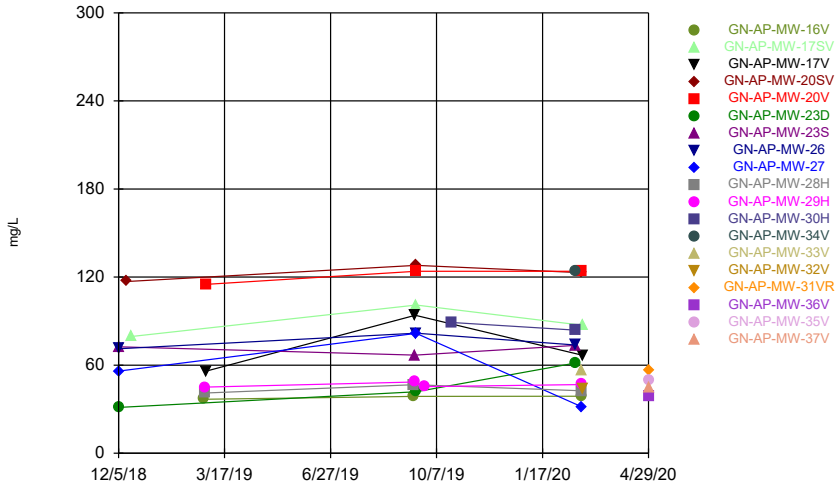

Constituent: Calcium Analysis Run 7/23/2020 11:26 AM View: Time Series
Plant Gaston Client: Southern Company Data: Gaston Ash Pond

Sanitas™ v.9.6.24 Sanitas software licensed to Southern Company. UG
Hollow symbols indicate censored values.

Time Series

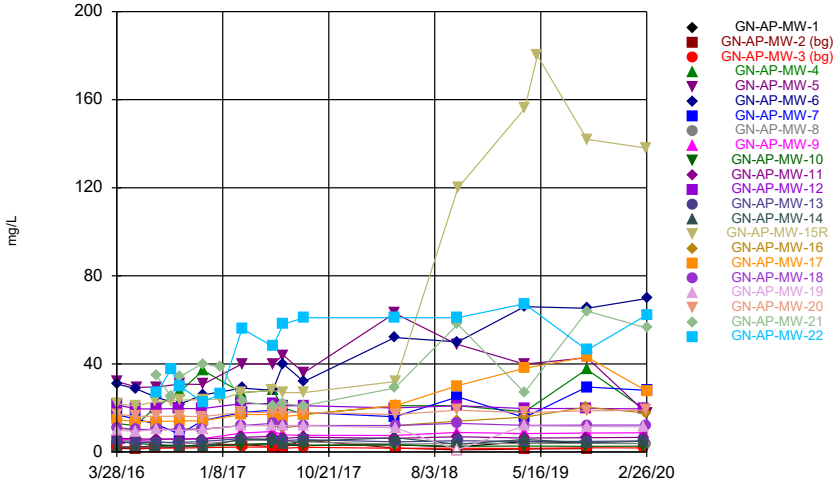

Constituent: Chloride Analysis Run 7/23/2020 11:27 AM View: Time Series
Plant Gaston Client: Southern Company Data: Gaston Ash Pond

Sanitas™ v.9.6.24 Sanitas software licensed to Southern Company. UG

Time Series

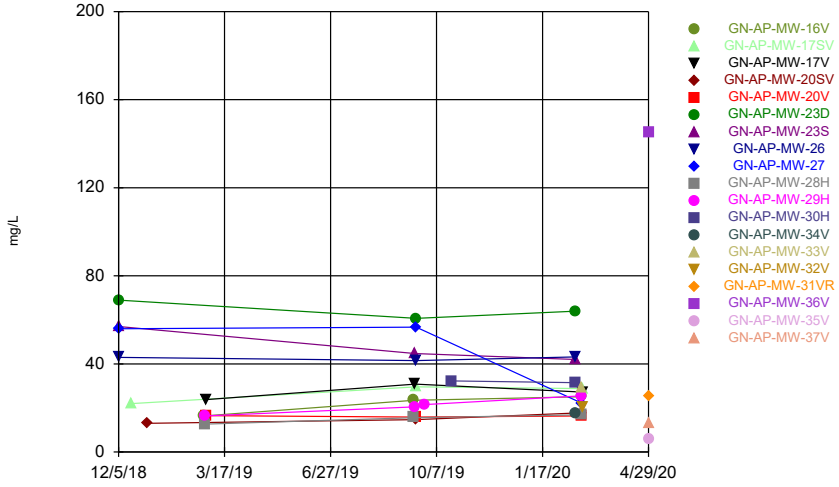

Constituent: Chloride Analysis Run 7/23/2020 11:27 AM View: Time Series
Plant Gaston Client: Southern Company Data: Gaston Ash Pond

Time Series

Constituent: Calcium (mg/L) Analysis Run 7/23/2020 12:35 PM View: Time Series

Plant Gaston Client: Southern Company Data: Gaston Ash Pond

	GN-AP-MW-1	GN-AP-MW-2 (bg)	GN-AP-MW-3 (bg)	GN-AP-MW-4	GN-AP-MW-5	GN-AP-MW-6	GN-AP-MW-7	GN-AP-MW-8	GN-AP-MW-9
3/28/2016		34.2	31.6						
3/29/2016	45.6							58.2	
3/30/2016				53.6	68.3	75.7	96.4		
4/4/2016									32.3
5/17/2016			29.6	50.5					
5/18/2016		32.6							
5/19/2016	49.7					69.7	84.5		
5/23/2016					63.1			52.1	31.3
7/11/2016		32.5	30	56.5					
7/12/2016	53.8							53.6	31.6
7/13/2016						62.7	84		
7/14/2016					67.7				
7/18/2016									
8/22/2016									
9/12/2016									
9/13/2016	53.5				67.8	48.3	58.2	53	31.2
9/14/2016		32.1	30.6	58					
11/14/2016									
11/15/2016	55.1				68.4	51.8	87.9	51.5	31.5
11/16/2016		33.4	30.4	61.8					
1/3/2017									
2/27/2017									
2/28/2017	55.3			56.8				51.4	29.7
3/1/2017		33.3	<0.5 (o)		71.8	58.4	96.8		
5/22/2017									
5/23/2017	55.7	32.7	30.1		70.6	54.8	88		
5/24/2017				55.5				50.8	30.4
6/19/2017	55.1	32.6	29.9						
6/20/2017					73.8	67.9	87.5	49.8	30.8
6/21/2017				51					
8/14/2017									
8/15/2017	57	31.5	28.1	48.9	65.7	52.5	89.4	51.6	
8/16/2017									30.5
4/16/2018									
4/17/2018	56.4				90	77.1	100	52.2	32.9
4/19/2018		34.2	31.2	56.5					
10/1/2018	57.2				79.6			50.8	32.4
10/2/2018									
10/3/2018		38.6	32.3	73.5					
10/4/2018						61.2	106		
10/5/2018									
4/1/2019	59.2	35.8						50.5	32.3
4/2/2019			31.6	56.9	69.8	80.1	115		
4/3/2019									
5/7/2019									
9/16/2019									
9/17/2019	60.7		31.7	69.3				54.5	32.7
9/18/2019		35			79.9	83.9	99.1		
2/17/2020									33.2
2/18/2020				55.8					
2/19/2020			32.3						
2/25/2020								54.7	

Time Series

Constituent: Calcium (mg/L) Analysis Run 7/23/2020 12:35 PM View: Time Series

Plant Gaston Client: Southern Company Data: Gaston Ash Pond

	GN-AP-MW-1	GN-AP-MW-2 (bg)	GN-AP-MW-3 (bg)	GN-AP-MW-4	GN-AP-MW-5	GN-AP-MW-6	GN-AP-MW-7	GN-AP-MW-8	GN-AP-MW-9
2/26/2020					46.8	83.1	95.8		

Time Series

Constituent: Calcium (mg/L) Analysis Run 7/23/2020 12:35 PM View: Time Series

Plant Gaston Client: Southern Company Data: Gaston Ash Pond

	GN-AP-MW-10	GN-AP-MW-11	GN-AP-MW-12	GN-AP-MW-13	GN-AP-MW-14	GN-AP-MW-15R	GN-AP-MW-16	GN-AP-MW-17	GN-AP-MW-18
3/28/2016					124	79.7			
3/29/2016							43.2	77.4	104
3/30/2016	38.2	36.4	63.4	46.6					
4/4/2016									
5/17/2016	33.9				74.6		41.4	70.3	110
5/18/2016		34.7	57.5	46.1					
5/19/2016						91.5			
5/23/2016									
7/11/2016					68.9	38.1			
7/12/2016									
7/13/2016	36.7	36.4	62.9						
7/14/2016				45.6			41.9	73	
7/18/2016									109
8/22/2016						37.3			
9/12/2016			60.1	44.1					
9/13/2016	38.1	35.6			80.3		39.6	70.7	
9/14/2016						36.5			101
11/14/2016		36.2	61.4	46			41		105
11/15/2016	38				102	36.8			
11/16/2016								51.7	
1/3/2017						38			
2/27/2017					77.9	36.8			
2/28/2017	39.4	35.4	62.6	45			41.8	73.1	108
3/1/2017									
5/22/2017	37.4	34.4				36.9			
5/23/2017									
5/24/2017			62.3	44.3	72.9		39.8	70.6	102
6/19/2017	37.4	34.8					40.2	67.7	107
6/20/2017						36.9			
6/21/2017			63	44.7	80				
8/14/2017	36.4	34.6	60.6	43.5		39.5	41.3	72.8	105
8/15/2017					72.1				
8/16/2017									
4/16/2018	38.7	37.4	64.6						
4/17/2018									
4/19/2018				45.8	59.6	43.4	42.3	80.8	113
10/1/2018							41.5	102	123
10/2/2018	39.7								
10/3/2018									
10/4/2018		40.8	74.5						
10/5/2018				46.8	123	163			
4/1/2019									
4/2/2019									
4/3/2019	40	44.1	67.8	46.9	63.1	209	45.7	116	139
5/7/2019						175			
9/16/2019	39.1	40.2	69.5				61.3		
9/17/2019				48.3	74.9			131	
9/18/2019						139			126
2/17/2020	39.7	41							
2/18/2020			73.1						
2/19/2020				46.7	69.9				
2/25/2020						120	50		119

Time Series

Constituent: Calcium (mg/L) Analysis Run 7/23/2020 12:35 PM View: Time Series

Plant Gaston Client: Southern Company Data: Gaston Ash Pond

	GN-AP-MW-10	GN-AP-MW-11	GN-AP-MW-12	GN-AP-MW-13	GN-AP-MW-14	GN-AP-MW-15R	GN-AP-MW-16	GN-AP-MW-17	GN-AP-MW-18
2/26/2020								102	

Time Series

Constituent: Calcium (mg/L) Analysis Run 7/23/2020 12:35 PM View: Time Series

Plant Gaston Client: Southern Company Data: Gaston Ash Pond

	GN-AP-MW-19	GN-AP-MW-20	GN-AP-MW-21	GN-AP-MW-22
3/28/2016	46			
3/29/2016		163		
3/30/2016				
4/4/2016				
5/17/2016				
5/18/2016	42.9	160		
5/19/2016				
5/23/2016				
7/11/2016				
7/12/2016				
7/13/2016	43.1	158	66.6	
7/14/2016				61.5
7/18/2016				
8/22/2016			52.8	71.3
9/12/2016				
9/13/2016	44.1		68	70.3
9/14/2016		156		
11/14/2016		156		
11/15/2016			75.2	69
11/16/2016	42.7			
1/3/2017			80.9	77.4
2/27/2017	43.1			
2/28/2017		150		
3/1/2017			58	77.4
5/22/2017	41.9			
5/23/2017			56.3	76.6
5/24/2017		150		
6/19/2017		153		
6/20/2017			56.8	83.6
6/21/2017	41.8			
8/14/2017	43	159		
8/15/2017			54.5	81.8
8/16/2017				
4/16/2018				
4/17/2018			64.5	94.1
4/19/2018	43.2	192		
10/1/2018		184		
10/2/2018	43.8			
10/3/2018				
10/4/2018			102	99.5
10/5/2018				
4/1/2019	45.6			
4/2/2019			61.1	134
4/3/2019		206		
5/7/2019				
9/16/2019				
9/17/2019				
9/18/2019	45.6	172	98.3	102
2/17/2020				
2/18/2020	45.5			
2/19/2020				
2/25/2020		178		

Time Series

Constituent: Calcium (mg/L) Analysis Run 7/23/2020 12:35 PM View: Time Series

Plant Gaston Client: Southern Company Data: Gaston Ash Pond

	GN-AP-MW-19	GN-AP-MW-20	GN-AP-MW-21	GN-AP-MW-22
2/26/2020			95.5	95.9

Time Series

Constituent: Calcium (mg/L) Analysis Run 7/23/2020 12:35 PM View: Time Series

Plant Gaston Client: Southern Company Data: Gaston Ash Pond

	GN-AP-MW-16V	GN-AP-MW-17SV	GN-AP-MW-17V	GN-AP-MW-20SV	GN-AP-MW-20V	GN-AP-MW-23D	GN-AP-MW-23S	GN-AP-MW-26	GN-AP-MW-27
12/5/2018						31.2	72.5		55.9
12/6/2018								71.2	
12/13/2018				117					
12/17/2018		79.5							
2/25/2019	36.8								
2/26/2019									
2/27/2019			55.8		115				
9/16/2019	38.7								
9/17/2019			94				66.8		
9/18/2019		101		128	124	41.9		81.8	81.7
9/26/2019									
10/22/2019									
2/19/2020						61.5	73.5	73.7	
2/25/2020	38.8			123	124				31.5
2/26/2020		87.1	66.6						
4/29/2020									

Time Series

Constituent: Calcium (mg/L) Analysis Run 7/23/2020 12:35 PM View: Time Series

Plant Gaston Client: Southern Company Data: Gaston Ash Pond

	GN-AP-MW-28H	GN-AP-MW-29H	GN-AP-MW-30H	GN-AP-MW-34V	GN-AP-MW-33V	GN-AP-MW-32V	GN-AP-MW-31VR	GN-AP-MW-36V	GN-AP-MW-35V
12/5/2018									
12/6/2018									
12/13/2018									
12/17/2018									
2/25/2019									
2/26/2019	41	45							
2/27/2019									
9/16/2019	46.7								
9/17/2019		48.5							
9/18/2019									
9/26/2019		45.4							
10/22/2019			89.1						
2/19/2020			83.8	124					
2/25/2020	42.6	46.8			56.6				
2/26/2020						43.5			
4/29/2020							56.5	39.1	50

Time Series

Constituent: Calcium (mg/L) Analysis Run 7/23/2020 12:35 PM View: Time Series

Plant Gaston Client: Southern Company Data: Gaston Ash Pond

	GN-AP-MW-37V
12/5/2018	
12/6/2018	
12/13/2018	
12/17/2018	
2/25/2019	
2/26/2019	
2/27/2019	
9/16/2019	
9/17/2019	
9/18/2019	
9/26/2019	
10/22/2019	
2/19/2020	
2/25/2020	
2/26/2020	
4/29/2020	44.9

Time Series

Constituent: Chloride (mg/L) Analysis Run 7/23/2020 12:35 PM View: Time Series

Plant Gaston Client: Southern Company Data: Gaston Ash Pond

	GN-AP-MW-1	GN-AP-MW-2 (bg)	GN-AP-MW-3 (bg)	GN-AP-MW-4	GN-AP-MW-5	GN-AP-MW-6	GN-AP-MW-7	GN-AP-MW-8	GN-AP-MW-9
3/28/2016		1.73	2.48						
3/29/2016	2.16							5.14	
3/30/2016				12.9	31.9	30.8	16.9		
4/4/2016									5.89
5/17/2016			1.9	12					
5/18/2016		1.4							
5/19/2016	2.11					28.7	14.9		
5/23/2016					29.4			5.03	5.2
7/11/2016		1.73	1.93	20.3					
7/12/2016	2.93							4.66	5.71
7/13/2016						24.8	12.6		
7/14/2016					29.5				
7/18/2016									
8/22/2016									
9/12/2016									
9/13/2016	2.91				30.8	21.7	8.09	3.98	5.88
9/14/2016		2.24	1.77	27.3					
11/14/2016									
11/15/2016	2.72				30.7	25.9	14.3	3.71	6.04
11/16/2016		3.57	1.98	37.1					
1/3/2017									
2/27/2017									
2/28/2017	3.5			27				5.2	8.6
3/1/2017		3.4	2.3		40	29	18		
5/22/2017									
5/23/2017	3.7	2.4	2.2		40	28	19		
5/24/2017				28				5.4	9.3
6/19/2017	3.2	1.9 (J)	1.7 (J)						
6/20/2017					44	40	18	5	7.8
6/21/2017				20					
8/14/2017									
8/15/2017	2.9	5.4	2.1	17	36	32	18	4.6	
8/16/2017									7.6
4/16/2018									
4/17/2018	3.3				63	52	16	3.6	7.5
4/19/2018		1.8 (J)	1.7 (J)	21					
10/1/2018	2.3				49			3.9	8.9
10/2/2018									
10/3/2018		<2	1.7 (J)	21					
10/4/2018						50	25		
10/5/2018									
4/1/2019	4.75	1.36						3.9	8.42
4/2/2019			1.65	18.3	39.9	66	15.7		
4/3/2019									
5/7/2019									
9/16/2019									
9/17/2019	4.14		1.93	37.5				3.96	8.59
9/18/2019		1.53			42.8	65.3	29.5		
2/17/2020									8.74
2/18/2020				19.6					
2/19/2020			1.81						
2/25/2020								3.81	

Time Series

Constituent: Chloride (mg/L) Analysis Run 7/23/2020 12:35 PM View: Time Series

Plant Gaston Client: Southern Company Data: Gaston Ash Pond

	GN-AP-MW-1	GN-AP-MW-2 (bg)	GN-AP-MW-3 (bg)	GN-AP-MW-4	GN-AP-MW-5	GN-AP-MW-6	GN-AP-MW-7	GN-AP-MW-8	GN-AP-MW-9
2/26/2020					17.5	69.7	28		

Time Series

Constituent: Chloride (mg/L) Analysis Run 7/23/2020 12:35 PM View: Time Series

Plant Gaston Client: Southern Company Data: Gaston Ash Pond

	GN-AP-MW-10	GN-AP-MW-11	GN-AP-MW-12	GN-AP-MW-13	GN-AP-MW-14	GN-AP-MW-15R	GN-AP-MW-16	GN-AP-MW-17	GN-AP-MW-18
3/28/2016					2.11	21.9			
3/29/2016							10.8	14.7	11.1
3/30/2016	4.59	6.36	21.4	4.69					
4/4/2016									
5/17/2016	3.94				2.38		10	13.8	10.3
5/18/2016		5.93	19.6	4.35					
5/19/2016						20.9			
5/23/2016									
7/11/2016					2.42	23			
7/12/2016									
7/13/2016	3.32	5.93	19.6						
7/14/2016				4.33			10.1	13.8	
7/18/2016									10.3
8/22/2016						23.3			
9/12/2016			19.7	4.4					
9/13/2016	2.91	5.92			2.34		10.4	14.1	
9/14/2016						23.6			10.3
11/14/2016		5.95	19.7	4.76			10.4		10.3
11/15/2016	2.75				2.55	23.8			
11/16/2016								14.2	
1/3/2017						24.1			
2/27/2017					5.8	27			
2/28/2017	3.2	6.7	22	6.1			12	17	12
3/1/2017									
5/22/2017	3.7	7.1				28			
5/23/2017									
5/24/2017			22	5.4	5.9		12	17	13
6/19/2017	3.7	6.2					11	16	12
6/20/2017						27			
6/21/2017			21	5.2	3.6				
8/14/2017	3.1	6.7	21	5.6		27	12	17	12
8/15/2017					4.9				
8/16/2017									
4/16/2018	3.3	6.2	20						
4/17/2018									
4/19/2018				4.6	6.5	32	12	21	12
10/1/2018							14	30	13
10/2/2018	2.6								
10/3/2018									
10/4/2018		6.9	21						
10/5/2018				5.1	3.5	120			
4/1/2019									
4/2/2019									
4/3/2019	2.7	6.35	19.7	4.85	5.72	156	15.9	38	12.1
5/7/2019						180			
9/16/2019	2.54	6.49	19.8				20.4		
9/17/2019				4.83	4.16			43.2	
9/18/2019						142			12.2
2/17/2020	2.61	6.66							
2/18/2020			19.6						
2/19/2020				5.02	4.9				
2/25/2020						138	17.7		12.2

Time Series

Constituent: Chloride (mg/L) Analysis Run 7/23/2020 12:35 PM View: Time Series

Plant Gaston Client: Southern Company Data: Gaston Ash Pond

	GN-AP-MW-10	GN-AP-MW-11	GN-AP-MW-12	GN-AP-MW-13	GN-AP-MW-14	GN-AP-MW-15R	GN-AP-MW-16	GN-AP-MW-17	GN-AP-MW-18
2/26/2020								27.7	

Time Series

Constituent: Chloride (mg/L) Analysis Run 7/23/2020 12:35 PM View: Time Series

Plant Gaston Client: Southern Company Data: Gaston Ash Pond

	GN-AP-MW-19	GN-AP-MW-20	GN-AP-MW-21	GN-AP-MW-22
3/28/2016	9.86			
3/29/2016		17.2		
3/30/2016				
4/4/2016				
5/17/2016				
5/18/2016	9.4	16.2		
5/19/2016				
5/23/2016				
7/11/2016				
7/12/2016				
7/13/2016	10.3	16.2	34.8	
7/14/2016				26.9
7/18/2016				
8/22/2016			25.1	37.6
9/12/2016				
9/13/2016	9.68		34.1	30
9/14/2016		16.2		
11/14/2016		16.1		
11/15/2016			40.1	22.7
11/16/2016	10.2			
1/3/2017			38.5	26.5
2/27/2017	12			
2/28/2017		18		
3/1/2017			23	56
5/22/2017	12			
5/23/2017			21	48
5/24/2017		18		
6/19/2017		18		
6/20/2017			22	58
6/21/2017	12			
8/14/2017	12	18		
8/15/2017			21	61
8/16/2017				
4/16/2018				
4/17/2018			29	61
4/19/2018	11	17		
10/1/2018		19		
10/2/2018	<2			
10/3/2018				
10/4/2018			58	61
10/5/2018				
4/1/2019	11.9			
4/2/2019			27	67.3
4/3/2019		17.9		
5/7/2019				
9/16/2019				
9/17/2019				
9/18/2019	11.6	18.7	64	46.3
2/17/2020				
2/18/2020	11.4			
2/19/2020				
2/25/2020		19		

Time Series

Constituent: Chloride (mg/L) Analysis Run 7/23/2020 12:35 PM View: Time Series

Plant Gaston Client: Southern Company Data: Gaston Ash Pond

	GN-AP-MW-19	GN-AP-MW-20	GN-AP-MW-21	GN-AP-MW-22
2/26/2020			56.3	62.2

Time Series

Constituent: Chloride (mg/L) Analysis Run 7/23/2020 12:35 PM View: Time Series

Plant Gaston Client: Southern Company Data: Gaston Ash Pond

	GN-AP-MW-16V	GN-AP-MW-17SV	GN-AP-MW-17V	GN-AP-MW-20SV	GN-AP-MW-20V	GN-AP-MW-23D	GN-AP-MW-23S	GN-AP-MW-26	GN-AP-MW-27
12/5/2018						69	57		56
12/6/2018								43	
12/17/2018		22							
1/2/2019				13					
2/25/2019	16.4								
2/26/2019									
2/27/2019			23.8		16.5				
9/16/2019	23.5								
9/17/2019			30.8				44.7		
9/18/2019		29.6		14.7	15.9	60.7		41.5	56.7
9/26/2019									
10/22/2019									
2/19/2020						64	42	43.2	
2/25/2020	25.1			17.8	16.4				22.1
2/26/2020		28.8	27.2						
4/29/2020									

Time Series

Constituent: Chloride (mg/L) Analysis Run 7/23/2020 12:35 PM View: Time Series

Plant Gaston Client: Southern Company Data: Gaston Ash Pond

	GN-AP-MW-28H	GN-AP-MW-29H	GN-AP-MW-30H	GN-AP-MW-34V	GN-AP-MW-33V	GN-AP-MW-32V	GN-AP-MW-31VR	GN-AP-MW-36V	GN-AP-MW-35V
12/5/2018									
12/6/2018									
12/17/2018									
1/2/2019									
2/25/2019									
2/26/2019	12.7	16.4							
2/27/2019									
9/16/2019	15.6								
9/17/2019		20.5							
9/18/2019									
9/26/2019		21.5							
10/22/2019			32.3						
2/19/2020			31.5	17.5					
2/25/2020	16.9	25.5			29.2				
2/26/2020						20.1			
4/29/2020							25.4	145	5.78

Time Series

Constituent: Chloride (mg/L) Analysis Run 7/23/2020 12:35 PM View: Time Series

Plant Gaston Client: Southern Company Data: Gaston Ash Pond

	GN-AP-MW-37V
12/5/2018	
12/6/2018	
12/17/2018	
1/2/2019	
2/25/2019	
2/26/2019	
2/27/2019	
9/16/2019	
9/17/2019	
9/18/2019	
9/26/2019	
10/22/2019	
2/19/2020	
2/25/2020	
2/26/2020	
4/29/2020	12.9

Sanitas™ v.9.6.24 Sanitas software licensed to Southern Company. UG
Hollow symbols indicate censored values.

Time Series

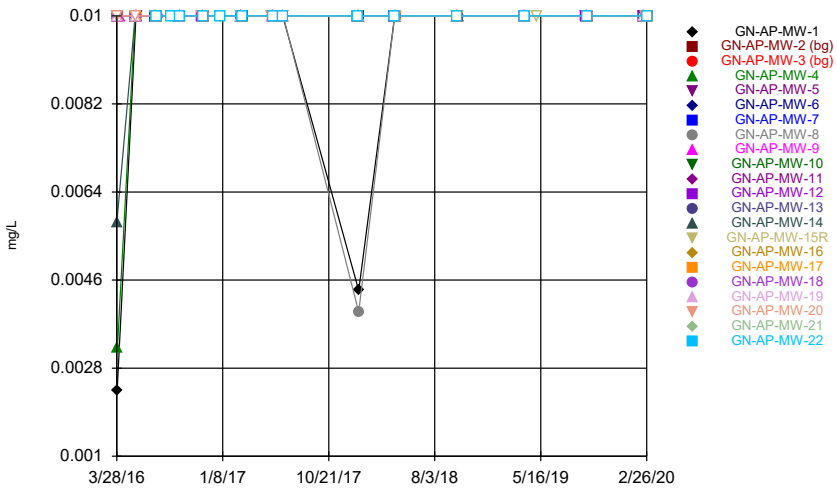

Constituent: Chromium Analysis Run 7/23/2020 11:27 AM View: Time Series
Plant Gaston Client: Southern Company Data: Gaston Ash Pond

Sanitas™ v.9.6.24 Sanitas software licensed to Southern Company. UG
Hollow symbols indicate censored values.

Time Series

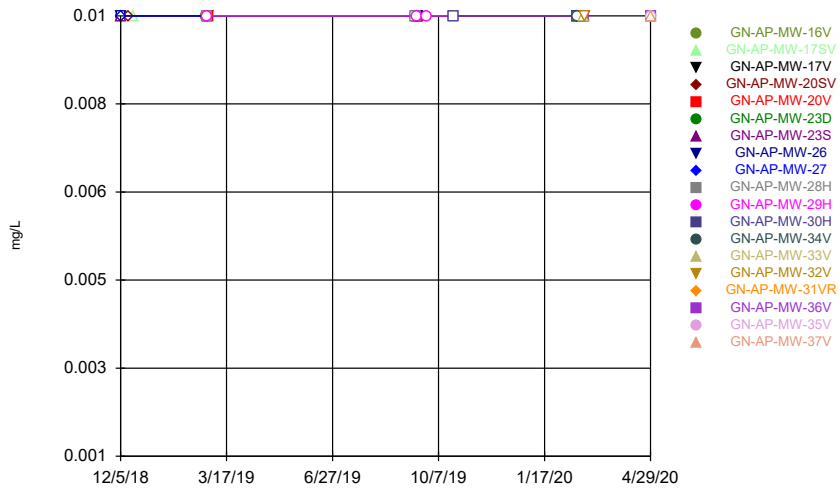

Constituent: Chromium Analysis Run 7/23/2020 11:27 AM View: Time Series
Plant Gaston Client: Southern Company Data: Gaston Ash Pond

Sanitas™ v.9.6.24 Sanitas software licensed to Southern Company. UG
Hollow symbols indicate censored values.

Time Series

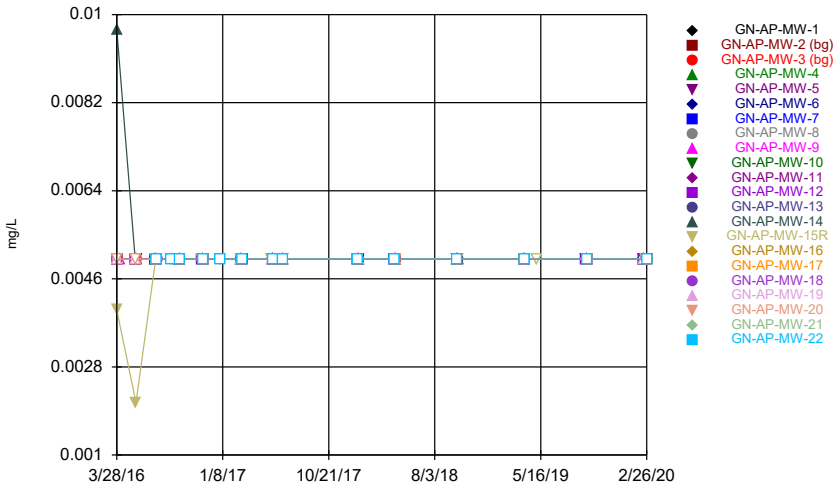

Constituent: Cobalt Analysis Run 7/23/2020 11:27 AM View: Time Series
Plant Gaston Client: Southern Company Data: Gaston Ash Pond

Sanitas™ v.9.6.24 Sanitas software licensed to Southern Company. UG
Hollow symbols indicate censored values.

Time Series

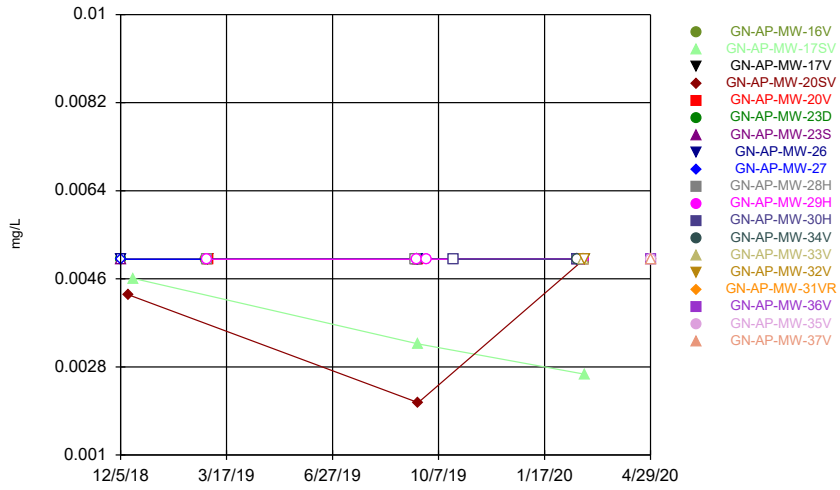

Constituent: Cobalt Analysis Run 7/23/2020 11:27 AM View: Time Series
Plant Gaston Client: Southern Company Data: Gaston Ash Pond

Time Series

Constituent: Chromium (mg/L) Analysis Run 7/23/2020 12:35 PM View: Time Series

Plant Gaston Client: Southern Company Data: Gaston Ash Pond

	GN-AP-MW-1	GN-AP-MW-2 (bg)	GN-AP-MW-3 (bg)	GN-AP-MW-4	GN-AP-MW-5	GN-AP-MW-6	GN-AP-MW-7	GN-AP-MW-8	GN-AP-MW-9
3/28/2016		<0.01	<0.01						
3/29/2016	0.00233 (J)							<0.01	
3/30/2016				0.00322 (J)	<0.01	<0.01	<0.01		
4/4/2016									<0.01
5/17/2016			<0.01	<0.01					
5/18/2016		<0.01							
5/19/2016	<0.01					<0.01	<0.01		
5/23/2016					<0.01			<0.01	<0.01
7/11/2016		<0.01	<0.01	<0.01					
7/12/2016	<0.01							<0.01	<0.01
7/13/2016						<0.01	<0.01		
7/14/2016					<0.01				
7/18/2016									
8/22/2016									
9/12/2016									
9/13/2016	<0.01				<0.01	<0.01	<0.01	<0.01	<0.01
9/14/2016		<0.01	<0.01	<0.01					
11/14/2016									
11/15/2016	<0.01				<0.01	<0.01	<0.01	<0.01	<0.01
11/16/2016		<0.01	<0.01	<0.01					
1/3/2017									
2/27/2017									
2/28/2017	<0.01			<0.01				<0.01	<0.01
3/1/2017		<0.01	<0.01		<0.01	<0.01	<0.01		
5/22/2017									
5/23/2017	<0.01	<0.01	<0.01		<0.01	<0.01	<0.01		
5/24/2017				<0.01				<0.01	<0.01
6/19/2017	<0.01	<0.01	<0.01						
6/20/2017					<0.01	<0.01	<0.01	<0.01	<0.01
6/21/2017				<0.01					
1/9/2018					<0.01				
1/10/2018	0.00439 (J)	<0.01	<0.01	<0.01		<0.01	<0.01	0.00395 (J)	<0.01
4/16/2018									
4/17/2018	<0.01				<0.01	<0.01	<0.01	<0.01	<0.01
4/19/2018		<0.01	<0.01	<0.01					
10/1/2018	<0.01				<0.01			<0.01	<0.01
10/2/2018									
10/3/2018		<0.01	<0.01	<0.01					
10/4/2018						<0.01	<0.01		
10/5/2018									
4/1/2019	<0.01	<0.01						<0.01	<0.01
4/2/2019			<0.01	<0.01	<0.01	<0.01	<0.01		
4/3/2019									
5/7/2019									
9/16/2019									
9/17/2019	<0.01		<0.01	<0.01				<0.01	<0.01
9/18/2019		<0.01			<0.01	<0.01	<0.01		
2/17/2020									<0.01
2/18/2020				<0.01					
2/19/2020			<0.01						
2/25/2020								<0.01	
2/26/2020					<0.01	<0.01	<0.01		

Time Series

Constituent: Chromium (mg/L) Analysis Run 7/23/2020 12:35 PM View: Time Series

Plant Gaston Client: Southern Company Data: Gaston Ash Pond

	GN-AP-MW-10	GN-AP-MW-11	GN-AP-MW-12	GN-AP-MW-13	GN-AP-MW-14	GN-AP-MW-15R	GN-AP-MW-16	GN-AP-MW-17	GN-AP-MW-18
3/28/2016					0.00577 (J)	<0.01			
3/29/2016							<0.01	<0.01	<0.01
3/30/2016	<0.01	<0.01	<0.01	<0.01					
4/4/2016									
5/17/2016	<0.01				<0.01		<0.01	<0.01	<0.01
5/18/2016		<0.01	<0.01	<0.01					
5/19/2016						<0.01			
5/23/2016									
7/11/2016					<0.01	<0.01			
7/12/2016									
7/13/2016	<0.01	<0.01	<0.01						
7/14/2016				<0.01			<0.01	<0.01	
7/18/2016									<0.01
8/22/2016						<0.01			
9/12/2016			<0.01	<0.01					
9/13/2016	<0.01	<0.01			<0.01		<0.01	<0.01	
9/14/2016						<0.01			<0.01
11/14/2016		<0.01	<0.01	<0.01			<0.01		<0.01
11/15/2016	<0.01				<0.01	<0.01			
11/16/2016								<0.01	
1/3/2017						<0.01			
2/27/2017					<0.01	<0.01			
2/28/2017	<0.01	<0.01	<0.01	<0.01			<0.01	<0.01	<0.01
3/1/2017									
5/22/2017	<0.01	<0.01				<0.01			
5/23/2017									
5/24/2017			<0.01	<0.01	<0.01		<0.01	<0.01	<0.01
6/19/2017	<0.01	<0.01					<0.01	<0.01	<0.01
6/20/2017						<0.01			
6/21/2017			<0.01	<0.01	<0.01				
1/9/2018		<0.01	<0.01	<0.01	<0.01	<0.01	<0.01	<0.01	<0.01
1/10/2018	<0.01								
4/16/2018	<0.01	<0.01	<0.01						
4/17/2018									
4/19/2018				<0.01	<0.01	<0.01	<0.01	<0.01	<0.01
10/1/2018							<0.01	<0.01	<0.01
10/2/2018	<0.01								
10/3/2018									
10/4/2018		<0.01	<0.01						
10/5/2018				<0.01	<0.01	<0.01			
4/1/2019									
4/2/2019									
4/3/2019	<0.01	<0.01	<0.01	<0.01	<0.01	<0.01	<0.01	<0.01	<0.01
5/7/2019						<0.01			
9/16/2019	<0.01	<0.01	<0.01				<0.01		
9/17/2019				<0.01	<0.01			<0.01	
9/18/2019						<0.01			<0.01
2/17/2020	<0.01	<0.01							
2/18/2020			<0.01						
2/19/2020				<0.01	<0.01				
2/25/2020						<0.01	<0.01		<0.01
2/26/2020								<0.01	

Time Series

Constituent: Chromium (mg/L) Analysis Run 7/23/2020 12:35 PM View: Time Series

Plant Gaston Client: Southern Company Data: Gaston Ash Pond

	GN-AP-MW-19	GN-AP-MW-20	GN-AP-MW-21	GN-AP-MW-22
3/28/2016	<0.01			
3/29/2016		<0.01		
3/30/2016				
4/4/2016				
5/17/2016				
5/18/2016	<0.01	<0.01		
5/19/2016				
5/23/2016				
7/11/2016				
7/12/2016				
7/13/2016	<0.01	<0.01	<0.01	
7/14/2016				<0.01
7/18/2016				
8/22/2016			<0.01	<0.01
9/12/2016				
9/13/2016	<0.01		<0.01	<0.01
9/14/2016		<0.01		
11/14/2016		<0.01		
11/15/2016			<0.01	<0.01
11/16/2016	<0.01			
1/3/2017			<0.01	<0.01
2/27/2017	<0.01			
2/28/2017		<0.01		
3/1/2017			<0.01	<0.01
5/22/2017	<0.01			
5/23/2017			<0.01	<0.01
5/24/2017		<0.01		
6/19/2017		<0.01		
6/20/2017			<0.01	<0.01
6/21/2017	<0.01			
1/9/2018		<0.01		<0.01
1/10/2018	<0.01		<0.01	
4/16/2018				
4/17/2018			<0.01	<0.01
4/19/2018	<0.01	<0.01		
10/1/2018		<0.01		
10/2/2018	<0.01			
10/3/2018				
10/4/2018			<0.01	<0.01
10/5/2018				
4/1/2019	<0.01			
4/2/2019			<0.01	<0.01
4/3/2019		<0.01		
5/7/2019				
9/16/2019				
9/17/2019				
9/18/2019	<0.01	<0.01	<0.01	<0.01
2/17/2020				
2/18/2020	<0.01			
2/19/2020				
2/25/2020		<0.01		
2/26/2020			<0.01	<0.01

Time Series

Constituent: Chromium (mg/L) Analysis Run 7/23/2020 12:35 PM View: Time Series

Plant Gaston Client: Southern Company Data: Gaston Ash Pond

	GN-AP-MW-16V	GN-AP-MW-17SV	GN-AP-MW-17V	GN-AP-MW-20SV	GN-AP-MW-20V	GN-AP-MW-23D	GN-AP-MW-23S	GN-AP-MW-26	GN-AP-MW-27
12/5/2018						<0.01	<0.01		<0.01
12/6/2018								<0.01	
12/13/2018				<0.01					
12/17/2018		<0.01							
2/25/2019	<0.01								
2/26/2019									
2/27/2019			<0.01		<0.01				
9/16/2019	<0.01								
9/17/2019			<0.01				<0.01		
9/18/2019		<0.01		<0.01	<0.01	<0.01		<0.01	<0.01
9/26/2019									
10/22/2019									
2/19/2020						<0.01	<0.01	<0.01	
2/25/2020	<0.01			<0.01	<0.01				<0.01
2/26/2020		<0.01	<0.01						
4/29/2020									

Time Series

Constituent: Chromium (mg/L) Analysis Run 7/23/2020 12:35 PM View: Time Series

Plant Gaston Client: Southern Company Data: Gaston Ash Pond

	GN-AP-MW-28H	GN-AP-MW-29H	GN-AP-MW-30H	GN-AP-MW-34V	GN-AP-MW-33V	GN-AP-MW-32V	GN-AP-MW-31VR	GN-AP-MW-36V	GN-AP-MW-35V
12/5/2018									
12/6/2018									
12/13/2018									
12/17/2018									
2/25/2019									
2/26/2019	<0.01	<0.01							
2/27/2019									
9/16/2019	<0.01								
9/17/2019		<0.01							
9/18/2019									
9/26/2019		<0.01							
10/22/2019			<0.01						
2/19/2020			<0.01	<0.01					
2/25/2020	<0.01	<0.01			<0.01				
2/26/2020						<0.01			
4/29/2020							<0.01	<0.01	<0.01

Time Series

Constituent: Chromium (mg/L) Analysis Run 7/23/2020 12:35 PM View: Time Series

Plant Gaston Client: Southern Company Data: Gaston Ash Pond

	GN-AP-MW-37V
12/5/2018	
12/6/2018	
12/13/2018	
12/17/2018	
2/25/2019	
2/26/2019	
2/27/2019	
9/16/2019	
9/17/2019	
9/18/2019	
9/26/2019	
10/22/2019	
2/19/2020	
2/25/2020	
2/26/2020	
4/29/2020	<0.01

Time Series

Constituent: Cobalt (mg/L) Analysis Run 7/23/2020 12:35 PM View: Time Series

Plant Gaston Client: Southern Company Data: Gaston Ash Pond

	GN-AP-MW-1	GN-AP-MW-2 (bg)	GN-AP-MW-3 (bg)	GN-AP-MW-4	GN-AP-MW-5	GN-AP-MW-6	GN-AP-MW-7	GN-AP-MW-8	GN-AP-MW-9
3/28/2016		<0.005	<0.005						
3/29/2016	<0.005							<0.005	
3/30/2016				<0.005	<0.005	<0.005	<0.005		
4/4/2016									<0.005
5/17/2016			<0.005	<0.005					
5/18/2016		<0.005							
5/19/2016	<0.005					<0.005	<0.005		
5/23/2016					<0.005			<0.005	<0.005
7/11/2016		<0.005	<0.005	<0.005					
7/12/2016	<0.005							<0.005	<0.005
7/13/2016						<0.005	<0.005		
7/14/2016					<0.005				
7/18/2016									
8/22/2016									
9/12/2016									
9/13/2016	<0.005				<0.005	<0.005	<0.005	<0.005	<0.005
9/14/2016		<0.005	<0.005	<0.005					
11/14/2016									
11/15/2016	<0.005				<0.005	<0.005	<0.005	<0.005	<0.005
11/16/2016		<0.005	<0.005	<0.005					
1/3/2017									
2/27/2017									
2/28/2017	<0.005			<0.005				<0.005	<0.005
3/1/2017		<0.005	<0.005		<0.005	<0.005	<0.005		
5/22/2017									
5/23/2017	<0.005	<0.005	<0.005		<0.005	<0.005	<0.005		
5/24/2017				<0.005				<0.005	<0.005
6/19/2017	<0.005	<0.005	<0.005						
6/20/2017					<0.005	<0.005	<0.005	<0.005	<0.005
6/21/2017				<0.005					
1/9/2018					<0.005				
1/10/2018	<0.005	<0.005	<0.005	<0.005		<0.005	<0.005	<0.005	<0.005
4/16/2018									
4/17/2018	<0.005				<0.005	<0.005	<0.005	<0.005	<0.005
4/19/2018		<0.005	<0.005	<0.005					
10/1/2018	<0.005				<0.005			<0.005	<0.005
10/2/2018									
10/3/2018		<0.005	<0.005	<0.005					
10/4/2018						<0.005	<0.005		
10/5/2018									
4/1/2019	<0.005	<0.005						<0.005	<0.005
4/2/2019			<0.005	<0.005	<0.005	<0.005	<0.005		
4/3/2019									
5/7/2019									
9/16/2019									
9/17/2019	<0.005		<0.005	<0.005				<0.005	<0.005
9/18/2019		<0.005			<0.005	<0.005	<0.005		
2/17/2020									<0.005
2/18/2020				<0.005					
2/19/2020			<0.005						
2/25/2020								<0.005	
2/26/2020					<0.005	<0.005	<0.005		

Time Series

Constituent: Cobalt (mg/L) Analysis Run 7/23/2020 12:35 PM View: Time Series

Plant Gaston Client: Southern Company Data: Gaston Ash Pond

	GN-AP-MW-10	GN-AP-MW-11	GN-AP-MW-12	GN-AP-MW-13	GN-AP-MW-14	GN-AP-MW-15R	GN-AP-MW-16	GN-AP-MW-17	GN-AP-MW-18
3/28/2016					0.00969 (J)	0.00396 (J)			
3/29/2016							<0.005	<0.005	<0.005
3/30/2016	<0.005	<0.005	<0.005	<0.005					
4/4/2016									
5/17/2016	<0.005				<0.005		<0.005	<0.005	<0.005
5/18/2016		<0.005	<0.005	<0.005					
5/19/2016						0.00207 (J)			
5/23/2016									
7/11/2016					<0.005	<0.005			
7/12/2016									
7/13/2016	<0.005	<0.005	<0.005						
7/14/2016				<0.005			<0.005	<0.005	
7/18/2016									<0.005
8/22/2016						<0.005			
9/12/2016			<0.005	<0.005					
9/13/2016	<0.005	<0.005			<0.005		<0.005	<0.005	
9/14/2016						<0.005			<0.005
11/14/2016		<0.005	<0.005	<0.005			<0.005		<0.005
11/15/2016	<0.005				<0.005	<0.005			
11/16/2016								<0.005	
1/3/2017						<0.005			
2/27/2017					<0.005	<0.005			
2/28/2017	<0.005	<0.005	<0.005	<0.005			<0.005	<0.005	<0.005
3/1/2017									
5/22/2017	<0.005	<0.005				<0.005			
5/23/2017									
5/24/2017			<0.005	<0.005	<0.005		<0.005	<0.005	<0.005
6/19/2017	<0.005	<0.005					<0.005	<0.005	<0.005
6/20/2017						<0.005			
6/21/2017			<0.005	<0.005	<0.005				
1/9/2018		<0.005	<0.005	<0.005	<0.005	<0.005	<0.005	<0.005	<0.005
1/10/2018	<0.005								
4/16/2018	<0.005	<0.005	<0.005						
4/17/2018									
4/19/2018				<0.005	<0.005	<0.005	<0.005	<0.005	<0.005
10/1/2018							<0.005	<0.005	<0.005
10/2/2018	<0.005								
10/3/2018									
10/4/2018		<0.005	<0.005						
10/5/2018				<0.005	<0.005	<0.005			
4/1/2019									
4/2/2019									
4/3/2019	<0.005	<0.005	<0.005	<0.005	<0.005	<0.005	<0.005	<0.005	<0.005
5/7/2019						<0.005			
9/16/2019	<0.005	<0.005	<0.005				<0.005		
9/17/2019				<0.005	<0.005			<0.005	
9/18/2019						<0.005			<0.005
2/17/2020	<0.005	<0.005							
2/18/2020			<0.005						
2/19/2020				<0.005	<0.005				
2/25/2020						<0.005	<0.005		<0.005
2/26/2020								<0.005	

Time Series

Constituent: Cobalt (mg/L) Analysis Run 7/23/2020 12:35 PM View: Time Series

Plant Gaston Client: Southern Company Data: Gaston Ash Pond

	GN-AP-MW-19	GN-AP-MW-20	GN-AP-MW-21	GN-AP-MW-22
3/28/2016	<0.005			
3/29/2016		<0.005		
3/30/2016				
4/4/2016				
5/17/2016				
5/18/2016	<0.005	<0.005		
5/19/2016				
5/23/2016				
7/11/2016				
7/12/2016				
7/13/2016	<0.005	<0.005	<0.005	
7/14/2016				<0.005
7/18/2016				
8/22/2016			<0.005	<0.005
9/12/2016				
9/13/2016	<0.005		<0.005	<0.005
9/14/2016		<0.005		
11/14/2016		<0.005		
11/15/2016			<0.005	<0.005
11/16/2016	<0.005			
1/3/2017			<0.005	<0.005
2/27/2017	<0.005			
2/28/2017		<0.005		
3/1/2017			<0.005	<0.005
5/22/2017	<0.005			
5/23/2017			<0.005	<0.005
5/24/2017		<0.005		
6/19/2017		<0.005		
6/20/2017			<0.005	<0.005
6/21/2017	<0.005			
1/9/2018		<0.005		<0.005
1/10/2018	<0.005		<0.005	
4/16/2018				
4/17/2018			<0.005	<0.005
4/19/2018	<0.005	<0.005		
10/1/2018		<0.005		
10/2/2018	<0.005			
10/3/2018				
10/4/2018			<0.005	<0.005
10/5/2018				
4/1/2019	<0.005			
4/2/2019			<0.005	<0.005
4/3/2019		<0.005		
5/7/2019				
9/16/2019				
9/17/2019				
9/18/2019	<0.005	<0.005	<0.005	<0.005
2/17/2020				
2/18/2020	<0.005			
2/19/2020				
2/25/2020		<0.005		
2/26/2020			<0.005	<0.005

Time Series

Constituent: Cobalt (mg/L) Analysis Run 7/23/2020 12:35 PM View: Time Series

Plant Gaston Client: Southern Company Data: Gaston Ash Pond

	GN-AP-MW-16V	GN-AP-MW-17SV	GN-AP-MW-17V	GN-AP-MW-20SV	GN-AP-MW-20V	GN-AP-MW-23D	GN-AP-MW-23S	GN-AP-MW-26	GN-AP-MW-27
12/5/2018						<0.005	<0.005		<0.005
12/6/2018								<0.005	
12/13/2018				0.00427 (J)					
12/17/2018		0.00461 (J)							
2/25/2019	<0.005								
2/26/2019									
2/27/2019			<0.005		<0.005				
9/16/2019	<0.005								
9/17/2019			<0.005				<0.005		
9/18/2019		0.00327 (J)		0.00207 (J)	<0.005	<0.005		<0.005	<0.005
9/26/2019									
10/22/2019									
2/19/2020						<0.005	<0.005	<0.005	
2/25/2020	<0.005			<0.005	<0.005				<0.005
2/26/2020		0.00265 (J)	<0.005						
4/29/2020									

Time Series

Constituent: Cobalt (mg/L) Analysis Run 7/23/2020 12:35 PM View: Time Series

Plant Gaston Client: Southern Company Data: Gaston Ash Pond

	GN-AP-MW-28H	GN-AP-MW-29H	GN-AP-MW-30H	GN-AP-MW-34V	GN-AP-MW-33V	GN-AP-MW-32V	GN-AP-MW-31VR	GN-AP-MW-36V	GN-AP-MW-35V
12/5/2018									
12/6/2018									
12/13/2018									
12/17/2018									
2/25/2019									
2/26/2019	<0.005	<0.005							
2/27/2019									
9/16/2019	<0.005								
9/17/2019		<0.005							
9/18/2019									
9/26/2019		<0.005							
10/22/2019			<0.005						
2/19/2020			<0.005	<0.005					
2/25/2020	<0.005	<0.005			<0.005				
2/26/2020						<0.005			
4/29/2020							<0.005	<0.005	<0.005

Time Series

Constituent: Cobalt (mg/L) Analysis Run 7/23/2020 12:35 PM View: Time Series

Plant Gaston Client: Southern Company Data: Gaston Ash Pond

	GN-AP-MW-37V
12/5/2018	
12/6/2018	
12/13/2018	
12/17/2018	
2/25/2019	
2/26/2019	
2/27/2019	
9/16/2019	
9/17/2019	
9/18/2019	
9/26/2019	
10/22/2019	
2/19/2020	
2/25/2020	
2/26/2020	
4/29/2020	<0.005

Sanitas™ v.9.6.24 Sanitas software licensed to Southern Company. UG

Time Series

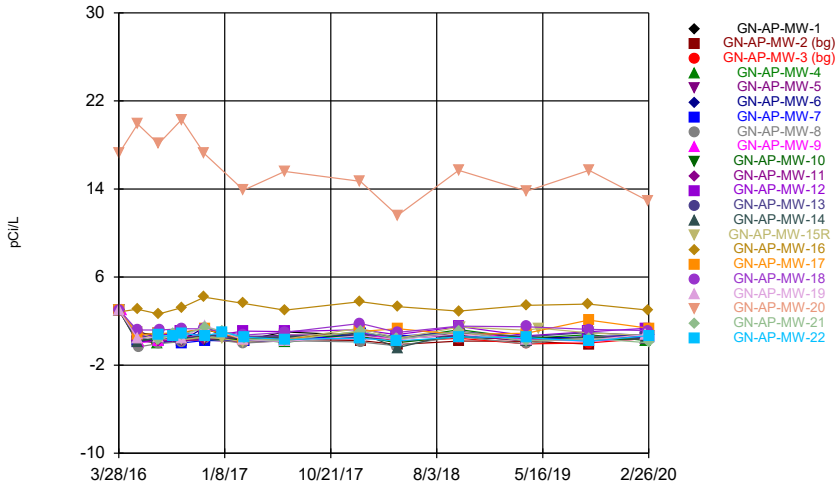

Constituent: Combined Radium 226 + 228 Analysis Run 7/23/2020 11:28 AM View: Time Series

Plant Gaston Client: Southern Company Data: Gaston Ash Pond

Sanitas™ v.9.6.24 Sanitas software licensed to Southern Company. UG

Time Series

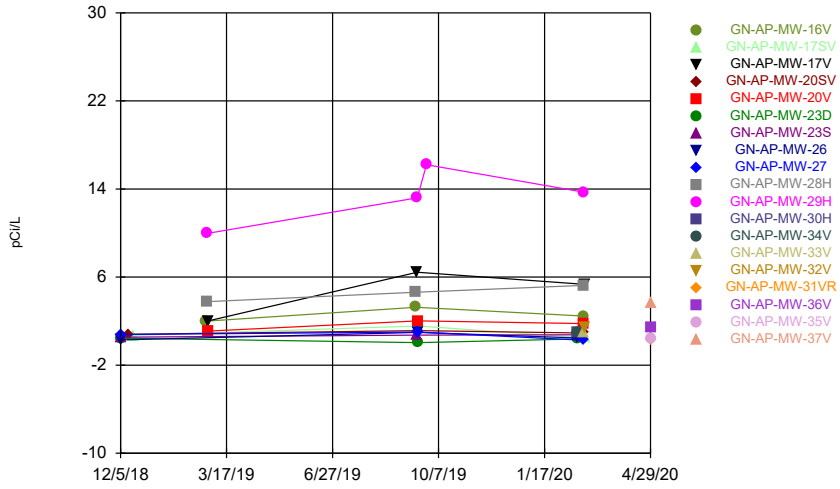

Constituent: Combined Radium 226 + 228 Analysis Run 7/23/2020 11:28 AM View: Time Series

Plant Gaston Client: Southern Company Data: Gaston Ash Pond

Sanitas™ v.9.6.24 Sanitas software licensed to Southern Company. UG
Hollow symbols indicate censored values.

Time Series

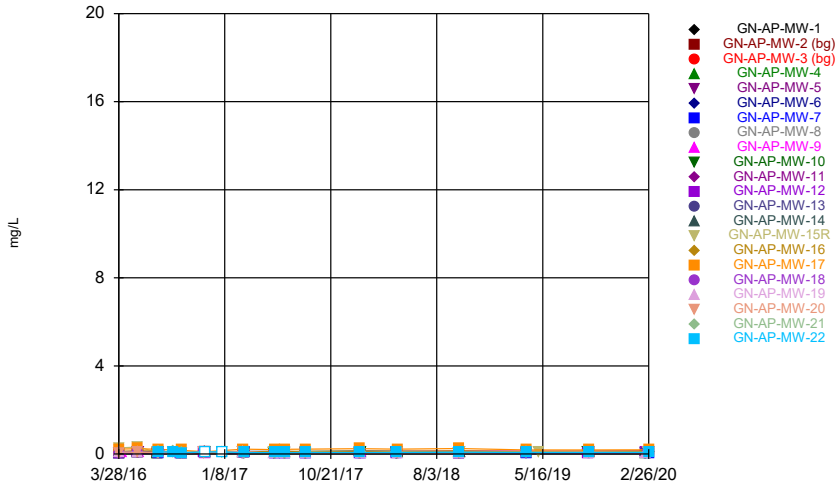

Constituent: Fluoride Analysis Run 7/23/2020 11:28 AM View: Time Series

Plant Gaston Client: Southern Company Data: Gaston Ash Pond

Sanitas™ v.9.6.24 Sanitas software licensed to Southern Company. UG
Hollow symbols indicate censored values.

Time Series

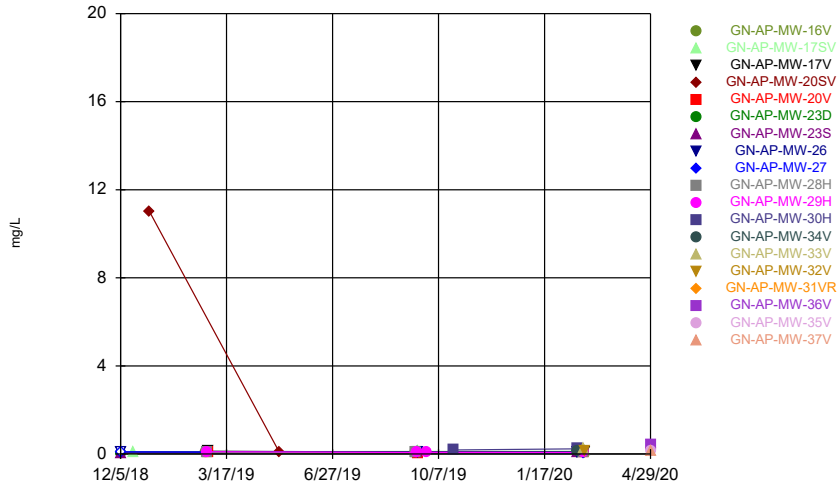

Constituent: Fluoride Analysis Run 7/23/2020 11:28 AM View: Time Series

Plant Gaston Client: Southern Company Data: Gaston Ash Pond

Time Series

Constituent: Combined Radium 226 + 228 (pCi/L) Analysis Run 7/23/2020 12:35 PM View: Time Series

Plant Gaston Client: Southern Company Data: Gaston Ash Pond

	GN-AP-MW-1	GN-AP-MW-2 (bg)	GN-AP-MW-3 (bg)	GN-AP-MW-4	GN-AP-MW-5	GN-AP-MW-6	GN-AP-MW-7	GN-AP-MW-8	GN-AP-MW-9
3/28/2016		3 (U)	3 (U)						
3/29/2016	3 (U)							3 (U)	
3/30/2016	3 (U)			3 (U)	3 (U)	3 (U)			
4/4/2016									3 (U)
5/17/2016			0.222 (U)	0.294 (U)					
5/18/2016		0.142 (U)							
5/19/2016	0.949					0.544	0.116 (U)		
5/23/2016					0.45			-0.317 (U)	0.0417 (U)
7/11/2016		0.279 (U)	0.118 (U)	-0.021 (U)					
7/12/2016	0.73							-0.0583 (U)	0.208 (U)
7/13/2016						0.0469 (U)	0.187 (U)		
7/14/2016					0.84				
7/18/2016									
8/22/2016									
9/12/2016									
9/13/2016	0.948				0.685	0.179 (U)	0.0165 (U)	0.127 (U)	0.436 (U)
9/14/2016		0.205 (U)	0.265 (U)	0.705					
11/14/2016									
11/15/2016	1.28				0.804	1.45	0.236 (U)	0.406 (U)	0.775
11/16/2016		0.373 (U)	0.295 (U)	0.491 (U)					
1/3/2017									
2/27/2017									
2/28/2017	0.232 (U)			0.367 (U)				-0.00408 (U)	0.42 (U)
3/1/2017		0.217 (U)	0.0981 (U)		0.477	0.166 (U)	0.213 (U)		
6/19/2017	1.02	0.357 (U)	0.194 (U)						
6/20/2017					0.737	0.484	0.16 (U)	0.22 (U)	0.53
6/21/2017				0.0763 (U)					
1/9/2018					0.714				
1/10/2018	0.707	0.239 (U)	0.753	0.818		0.544	0.889	0.0982 (U)	0.903
4/16/2018									
4/17/2018	0.467 (U)				0.641	0.719	0.623	-0.237 (U)	0.293 (U)
4/19/2018		-0.125 (U)	0.171 (U)	0.39 (U)					
10/1/2018	0.864				0.651			0.601	1.07
10/2/2018									
10/3/2018		0.185 (U)	0.433 (U)	1.23					
10/4/2018						0.558	0.971		
10/5/2018									
4/1/2019	0.564	0.162 (U)						-0.0724 (U)	0.334
4/2/2019			-0.0631 (U)	0.427	0.245 (U)	0.369	0.326 (U)		
4/3/2019									
5/7/2019									
9/16/2019									
9/17/2019	0.43 (U)		0.0186 (U)	0.767				0.645	0.194 (U)
9/18/2019		-0.0854 (U)			0.435 (U)	0.586	0.56 (U)		
2/17/2020									0.38 (U)
2/18/2020				0.231 (U)					
2/19/2020			0.418 (U)						
2/25/2020								0.362 (U)	
2/26/2020					0.661	0.746	0.512 (U)		

Time Series

Constituent: Combined Radium 226 + 228 (pCi/L) Analysis Run 7/23/2020 12:35 PM View: Time Series

Plant Gaston Client: Southern Company Data: Gaston Ash Pond

	GN-AP-MW-10	GN-AP-MW-11	GN-AP-MW-12	GN-AP-MW-13	GN-AP-MW-14	GN-AP-MW-15R	GN-AP-MW-16	GN-AP-MW-17	GN-AP-MW-18
3/28/2016					3 (U)	3 (U)			
3/29/2016							2.84251	3 (U)	3 (U)
3/30/2016	3 (U)	3 (U)	3 (U)	3 (U)					
4/4/2016									
5/17/2016	0.364 (U)				0.119 (U)		3.09	0.792	1.2
5/18/2016		0.224 (U)	0.678	0.539					
5/19/2016						0.956			
5/23/2016									
7/11/2016					0.51 (U)	0.302 (U)			
7/12/2016									
7/13/2016	0.347 (U)	0.177 (U)	0.707						
7/14/2016				0.652			2.65	0.864	
7/18/2016									1.19
8/22/2016						0.613			
9/12/2016			1.04	0.325 (U)					
9/13/2016	0.567	0.216 (U)			0.413 (U)		3.22	1.01	
9/14/2016						0.301 (U)			1.31
11/14/2016		0.318 (U)	0.586	0.734			4.18		1.29
11/15/2016	0.305 (U)				0.707	0.538 (U)			
11/16/2016								1.27	
1/3/2017						0.394 (U)			
2/27/2017					0.479 (U)	0.129 (U)			
2/28/2017	0.346 (U)	0.551	1.09	0.629			3.61	0.347 (U)	0.727
3/1/2017									
6/19/2017	0.614	0.418 (U)					3	0.317 (U)	0.98
6/20/2017						0.362 (U)			
6/21/2017			1.05	0.637	0.529				
1/9/2018		0.402 (U)	1.22	0.825	0.91	1.35	3.76	1.07	1.79
1/10/2018	0.629								
4/16/2018	0.0363 (U)	0.437 (U)	0.769						
4/17/2018									
4/19/2018				0.546 (U)	-0.42 (U)	0.438 (U)	3.32	1.31	0.981
10/1/2018							2.91	0.793	1.54
10/2/2018	0.613								
10/3/2018									
10/4/2018		0.703	1.5						
10/5/2018				1.04	0.955	1.47			
4/1/2019									
4/2/2019									
4/3/2019	0.26 (U)	0.2 (U)	0.669	0.577	0.189 (U)	1.16	3.43	0.907	1.49
5/7/2019						1.36			
9/16/2019	0.307 (U)	0.507 (U)	1.04				3.55		
9/17/2019				0.958 (U)	0.558 (U)			2.09	
9/18/2019						0.94			1.25
2/17/2020	0.379 (U)	0.568							
2/18/2020			1.34						
2/19/2020				0.702	0.404 (U)				
2/25/2020						0.669	2.99		1.13
2/26/2020								1.35	

Time Series

Constituent: Combined Radium 226 + 228 (pCi/L) Analysis Run 7/23/2020 12:35 PM View: Time Series

Plant Gaston Client: Southern Company Data: Gaston Ash Pond

	GN-AP-MW-19	GN-AP-MW-20	GN-AP-MW-21	GN-AP-MW-22
3/28/2016	3 (U)			
3/29/2016		17.244		
3/30/2016				
4/4/2016				
5/17/2016				
5/18/2016	0.425	19.9		
5/19/2016				
5/23/2016				
7/11/2016				
7/12/2016				
7/13/2016	0.584	18.1	0.355 (U)	
7/14/2016				0.711
7/18/2016				
8/22/2016			0.816	0.615
9/12/2016				
9/13/2016	0.46 (U)		0.761	0.878
9/14/2016		20.3		
11/14/2016		17.2		
11/15/2016			1.43	0.671
11/16/2016	1.58			
1/3/2017			1.11	1
2/27/2017	0.326 (U)			
2/28/2017		13.9		
3/1/2017			0.378 (U)	0.534
6/19/2017		15.6		
6/20/2017			0.224 (U)	0.344 (U)
6/21/2017	0.143 (U)			
1/9/2018		14.7		0.452 (U)
1/10/2018	0.67		1.11	
4/16/2018				
4/17/2018			0.367 (U)	0.185 (U)
4/19/2018	0.316 (U)	11.6		
10/1/2018		15.7		
10/2/2018	0.854			
10/3/2018				
10/4/2018			1.05	0.568
10/5/2018				
4/1/2019	0.263 (U)			
4/2/2019			0.182 (U)	0.503
4/3/2019		13.8		
5/7/2019				
9/16/2019				
9/17/2019				
9/18/2019	0.29 (U)	15.7	0.435 (U)	0.165 (U)
2/17/2020				
2/18/2020	0.779			
2/19/2020				
2/25/2020		12.9		
2/26/2020			0.032 (U)	0.693

Time Series

Constituent: Combined Radium 226 + 228 (pCi/L) Analysis Run 7/23/2020 12:35 PM View: Time Series

Plant Gaston Client: Southern Company Data: Gaston Ash Pond

	GN-AP-MW-16V	GN-AP-MW-17SV	GN-AP-MW-17V	GN-AP-MW-20SV	GN-AP-MW-20V	GN-AP-MW-23D	GN-AP-MW-23S	GN-AP-MW-26	GN-AP-MW-27
12/5/2018						0.447 (U)	0.541		0.786
12/6/2018								0.29 (U)	
12/13/2018				0.807					
12/17/2018		0.694							
2/25/2019	2								
2/26/2019									
2/27/2019			2.01		1.09				
9/16/2019	3.26								
9/17/2019			6.44				0.732		
9/18/2019		1.56		1.14	2.02	0.0448 (U)		0.976	1.01
9/26/2019									
2/19/2020						0.384 (U)	0.752	0.475 (U)	
2/25/2020	2.46			0.925	1.78				0.269 (U)
2/26/2020		0.489 (U)	5.34						
4/29/2020									

Time Series

Constituent: Combined Radium 226 + 228 (pCi/L) Analysis Run 7/23/2020 12:35 PM View: Time Series

Plant Gaston Client: Southern Company Data: Gaston Ash Pond

	GN-AP-MW-28H	GN-AP-MW-29H	GN-AP-MW-30H	GN-AP-MW-34V	GN-AP-MW-33V	GN-AP-MW-32V	GN-AP-MW-31VR	GN-AP-MW-36V	GN-AP-MW-35V
12/5/2018									
12/6/2018									
12/13/2018									
12/17/2018									
2/25/2019									
2/26/2019	3.76	9.95							
2/27/2019									
9/16/2019	4.63								
9/17/2019		13.2							
9/18/2019									
9/26/2019		16.2							
2/19/2020			0.994	0.991					
2/25/2020	5.25	13.7			0.967				
2/26/2020						1.42			
4/29/2020							0.35 (U)	1.42	0.455 (U)

Time Series

Constituent: Combined Radium 226 + 228 (pCi/L) Analysis Run 7/23/2020 12:35 PM View: Time Series

Plant Gaston Client: Southern Company Data: Gaston Ash Pond

	GN-AP-MW-37V
12/5/2018	
12/6/2018	
12/13/2018	
12/17/2018	
2/25/2019	
2/26/2019	
2/27/2019	
9/16/2019	
9/17/2019	
9/18/2019	
9/26/2019	
2/19/2020	
2/25/2020	
2/26/2020	
4/29/2020	3.65

Time Series

Constituent: Fluoride (mg/L) Analysis Run 7/23/2020 12:36 PM View: Time Series

Plant Gaston Client: Southern Company Data: Gaston Ash Pond

	GN-AP-MW-1	GN-AP-MW-2 (bg)	GN-AP-MW-3 (bg)	GN-AP-MW-4	GN-AP-MW-5	GN-AP-MW-6	GN-AP-MW-7	GN-AP-MW-8	GN-AP-MW-9
3/28/2016		0.028 (J)	0.032 (J)						
3/29/2016	0.058 (J)							0.104 (J)	
3/30/2016				0.023 (J)	0.048 (J)	0.056 (J)	0.034 (J)		
4/4/2016									0.109 (J)
5/17/2016			0.068 (J)	0.065 (J)					
5/18/2016		0.064 (J)							
5/19/2016	0.093 (J)					0.09 (J)	0.072 (J)		
5/23/2016					0.076 (J)			0.131 (J)	0.1 (J)
7/11/2016		0.054 (J)	0.057 (J)	0.054 (J)					
7/12/2016	0.092 (J)							0.105 (J)	0.11 (J)
7/13/2016						0.067 (J)	0.054 (J)		
7/14/2016					0.058 (J)				
7/18/2016									
8/22/2016									
9/12/2016									
9/13/2016	0.045 (J)				0.025 (J)	0.026 (J)	0.021 (J)	0.057 (J)	0.075 (J)
9/14/2016		0.016 (J)	0.017 (J)	0.014 (J)					
11/14/2016									
11/15/2016	<0.1				<0.1	<0.1	<0.1	<0.1	0.023 (J)
11/16/2016		<0.1	<0.1	<0.1					
1/3/2017									
2/27/2017									
2/28/2017	0.07 (J)			<0.1				0.07 (J)	0.11
3/1/2017		<0.1	<0.1		0.04 (J)	<0.1	<0.1		
5/22/2017									
5/23/2017	0.08 (J)	<0.1	<0.1		0.05 (J)	0.04 (J)	0.04 (J)		
5/24/2017				<0.1				0.09 (J)	0.11
6/19/2017	0.08 (J)	<0.1	<0.1						
6/20/2017					0.06 (J)	0.05 (J)	0.04 (J)	0.08 (J)	0.12
6/21/2017				<0.1					
8/14/2017									
8/15/2017	0.08 (J)	<0.1	<0.1	<0.1	0.05 (J)	0.04 (J)	0.04 (J)	0.09 (J)	
8/16/2017									<0.1 (U*)
1/9/2018					0.04 (J)				
1/10/2018	0.08 (J)	<0.1	<0.1	<0.1		0.04 (J)	0.04 (J)	0.11	0.12
4/16/2018									
4/17/2018	0.08 (J)				0.04 (J)	0.04 (J)	<0.1	0.09 (J)	0.12
4/19/2018		<0.1	<0.1	<0.1					
10/1/2018	0.1				0.05 (J)			0.12	0.14
10/2/2018									
10/3/2018		0.04 (J)	<0.1	<0.1					
10/4/2018						0.05 (J)	0.05 (J)		
10/5/2018									
4/1/2019	0.0791 (J)	<0.1						0.0956 (J)	0.136
4/2/2019			<0.1	<0.1	0.0555 (J)	0.0586 (J)	0.052 (J)		
4/3/2019									
5/7/2019									
9/16/2019									
9/17/2019	0.0876 (J)		<0.1	<0.1				0.0971 (J)	0.128
9/18/2019		<0.1			0.0568 (J)	0.0634 (J)	0.0578 (J)		
2/17/2020									0.15
2/18/2020				0.0506 (J)					

Time Series

Constituent: Fluoride (mg/L) Analysis Run 7/23/2020 12:36 PM View: Time Series

Plant Gaston Client: Southern Company Data: Gaston Ash Pond

	GN-AP-MW-1	GN-AP-MW-2 (bg)	GN-AP-MW-3 (bg)	GN-AP-MW-4	GN-AP-MW-5	GN-AP-MW-6	GN-AP-MW-7	GN-AP-MW-8	GN-AP-MW-9
2/19/2020			<0.1						
2/25/2020								0.0898 (J)	
2/26/2020					0.0647 (J)	<0.1	0.0523 (J)		

Time Series

Constituent: Fluoride (mg/L) Analysis Run 7/23/2020 12:36 PM View: Time Series

Plant Gaston Client: Southern Company Data: Gaston Ash Pond

	GN-AP-MW-10	GN-AP-MW-11	GN-AP-MW-12	GN-AP-MW-13	GN-AP-MW-14	GN-AP-MW-15R	GN-AP-MW-16	GN-AP-MW-17	GN-AP-MW-18
3/28/2016					0.084 (J)	0.276 (J)			
3/29/2016							0.118 (J)	0.221 (J)	0.04 (J)
3/30/2016	0.052 (J)	0.026 (J)	0.039 (J)	0.042 (J)					
4/4/2016									
5/17/2016	0.088 (J)				0.098 (J)		0.151 (J)	0.241 (J)	0.079 (J)
5/18/2016		0.068 (J)	0.078 (J)	0.08 (J)					
5/19/2016						0.313			
5/23/2016									
7/11/2016					0.086 (J)	0.076 (J)			
7/12/2016									
7/13/2016	0.06 (J)	0.049 (J)	0.058 (J)						
7/14/2016				0.06 (J)			0.124 (J)	0.213 (J)	
7/18/2016									0.058 (J)
8/22/2016						0.067 (J)			
9/12/2016			0.023 (J)	0.028 (J)					
9/13/2016	0.019 (J)	0.018 (J)			0.061 (J)		0.089 (J)	0.168 (J)	
9/14/2016						0.036 (J)			0.025 (J)
11/14/2016		<0.1	<0.1	<0.1			0.022 (J)		<0.1
11/15/2016	<0.1				<0.1	<0.1			
11/16/2016								0.103 (J)	
1/3/2017						<0.1			
2/27/2017					0.12	0.06 (J)			
2/28/2017	<0.1	<0.1	<0.1	0.04 (J)			0.1	0.22	0.04 (J)
3/1/2017									
5/22/2017	0.04 (J)	<0.1				0.07 (J)			
5/23/2017									
5/24/2017			0.05 (J)	0.05 (J)	0.12		0.12	0.2	0.05 (J)
6/19/2017	0.04 (J)	<0.1					0.13	0.21	0.05 (J)
6/20/2017						0.07 (J)			
6/21/2017			0.05 (J)	0.05 (J)	0.1				
8/14/2017	0.04 (J)	<0.1	0.04 (J)	0.05 (J)		0.07 (J)	0.12	0.22	0.05 (J)
8/15/2017					0.12				
8/16/2017									
1/9/2018		<0.1	0.04 (J)	0.05 (J)	0.14	0.08 (J)	0.13	0.24	0.05 (J)
1/10/2018	<0.1								
4/16/2018	0.04 (J)	<0.1	0.04 (J)						
4/17/2018									
4/19/2018				0.05 (J)	0.13	0.08 (J)	0.13	0.22	0.05 (J)
10/1/2018							0.15	0.25	0.06 (J)
10/2/2018	0.04 (J)								
10/3/2018									
10/4/2018		0.04 (J)	0.04 (J)						
10/5/2018				0.05 (J)	0.1	0.1			
4/1/2019									
4/2/2019									
4/3/2019	<0.1	<0.1	<0.1	<0.1	0.106	0.104	0.12	0.182	0.0678 (J)
5/7/2019						0.0937 (J)			
9/16/2019	<0.1	<0.1	0.0538 (J)				0.126		
9/17/2019				0.0753 (J)	0.116			0.187	
9/18/2019						0.094 (J)			0.0551 (J)
2/17/2020	0.051 (J)	0.0546 (J)							
2/18/2020			0.0571 (J)						

Time Series

Constituent: Fluoride (mg/L) Analysis Run 7/23/2020 12:36 PM View: Time Series

Plant Gaston Client: Southern Company Data: Gaston Ash Pond

	GN-AP-MW-10	GN-AP-MW-11	GN-AP-MW-12	GN-AP-MW-13	GN-AP-MW-14	GN-AP-MW-15R	GN-AP-MW-16	GN-AP-MW-17	GN-AP-MW-18
2/19/2020				0.06 (J)	0.122				
2/25/2020						0.0995 (J)	0.133		0.0701 (J)
2/26/2020								0.189	

Time Series

Constituent: Fluoride (mg/L) Analysis Run 7/23/2020 12:36 PM View: Time Series

Plant Gaston Client: Southern Company Data: Gaston Ash Pond

	GN-AP-MW-19	GN-AP-MW-20	GN-AP-MW-21	GN-AP-MW-22
3/28/2016	0.083 (J)			
3/29/2016		0.035 (J)		
3/30/2016				
4/4/2016				
5/17/2016				
5/18/2016	0.092 (J)	0.076 (J)		
5/19/2016				
5/23/2016				
7/11/2016				
7/12/2016				
7/13/2016	0.064 (J)	0.053 (J)	0.118 (J)	
7/14/2016				0.096 (J)
7/18/2016				
8/22/2016			0.117 (J)	0.088 (J)
9/12/2016				
9/13/2016	0.03 (J)		0.068 (J)	0.054 (J)
9/14/2016		0.022 (J)		
11/14/2016		<0.1		
11/15/2016			<0.1	<0.1
11/16/2016	<0.1			
1/3/2017			<0.1	<0.1
2/27/2017	<0.1			
2/28/2017		<0.1		
3/1/2017			0.04 (J)	0.06 (J)
5/22/2017	0.04 (J)			
5/23/2017			0.04 (J)	0.07 (J)
5/24/2017		0.04 (J)		
6/19/2017		0.04 (J)		
6/20/2017			0.04 (J)	0.06 (J)
6/21/2017	0.05 (J)			
8/14/2017	0.04 (J)	0.04 (J)		
8/15/2017			<0.1	0.06 (J)
8/16/2017				
1/9/2018		0.04 (J)		0.07 (J)
1/10/2018	0.04 (J)		0.06 (J)	
4/16/2018				
4/17/2018			<0.1	0.06 (J)
4/19/2018	0.04 (J)	0.04 (J)		
10/1/2018		0.05 (J)		
10/2/2018	0.05 (J)			
10/3/2018				
10/4/2018			0.07 (J)	0.08 (J)
10/5/2018				
4/1/2019	0.0563 (J)			
4/2/2019			<0.1	0.0613 (J)
4/3/2019		0.0657 (J)		
5/7/2019				
9/16/2019				
9/17/2019				
9/18/2019	0.0507 (J)	<0.1	0.0749 (J)	0.065 (J)
2/17/2020				
2/18/2020	0.0557 (J)			

Time Series

Constituent: Fluoride (mg/L) Analysis Run 7/23/2020 12:36 PM View: Time Series

Plant Gaston Client: Southern Company Data: Gaston Ash Pond

	GN-AP-MW-19	GN-AP-MW-20	GN-AP-MW-21	GN-AP-MW-22
2/19/2020				
2/25/2020		0.0566 (J)		
2/26/2020			0.0804 (J)	0.0687 (J)

Time Series

Constituent: Fluoride (mg/L) Analysis Run 7/23/2020 12:36 PM View: Time Series

Plant Gaston Client: Southern Company Data: Gaston Ash Pond

	GN-AP-MW-16V	GN-AP-MW-17SV	GN-AP-MW-17V	GN-AP-MW-20SV	GN-AP-MW-20V	GN-AP-MW-23D	GN-AP-MW-23S	GN-AP-MW-26	GN-AP-MW-27
12/5/2018						0.04 (J)	0.05 (J)		<0.1
12/6/2018								<0.1	
12/17/2018		0.1							
1/2/2019				11					
2/25/2019	0.095 (J)								
2/26/2019									
2/27/2019			0.13		0.0806 (J)				
5/7/2019				0.101					
9/16/2019	0.0935 (J)								
9/17/2019			0.0925 (J)				0.0892 (J)		
9/18/2019		0.12		0.0879 (J)	0.0523 (J)	0.0623 (J)		<0.1	0.0618 (J)
9/26/2019									
10/22/2019									
2/19/2020						<0.1	0.0647 (J)	<0.1	
2/25/2020	0.0992 (J)			0.0976 (J)	0.0724 (J)				0.0554 (J)
2/26/2020		0.124	0.101						
4/29/2020									

Time Series

Constituent: Fluoride (mg/L) Analysis Run 7/23/2020 12:36 PM View: Time Series

Plant Gaston Client: Southern Company Data: Gaston Ash Pond

	GN-AP-MW-28H	GN-AP-MW-29H	GN-AP-MW-30H	GN-AP-MW-34V	GN-AP-MW-33V	GN-AP-MW-32V	GN-AP-MW-31VR	GN-AP-MW-36V	GN-AP-MW-35V
12/5/2018									
12/6/2018									
12/17/2018									
1/2/2019									
2/25/2019									
2/26/2019	0.0777 (J)	0.106							
2/27/2019									
5/7/2019									
9/16/2019	0.0768 (J)								
9/17/2019		0.0669 (J)							
9/18/2019									
9/26/2019		0.0749 (J)							
10/22/2019			0.187						
2/19/2020			0.236	0.13					
2/25/2020	0.0778 (J)	0.0683 (J)			0.235				
2/26/2020						0.143			
4/29/2020							0.269	0.397	0.141

Time Series

Constituent: Fluoride (mg/L) Analysis Run 7/23/2020 12:36 PM View: Time Series

Plant Gaston Client: Southern Company Data: Gaston Ash Pond

	GN-AP-MW-37V
12/5/2018	
12/6/2018	
12/17/2018	
1/2/2019	
2/25/2019	
2/26/2019	
2/27/2019	
5/7/2019	
9/16/2019	
9/17/2019	
9/18/2019	
9/26/2019	
10/22/2019	
2/19/2020	
2/25/2020	
2/26/2020	
4/29/2020	0.164

Sanitas™ v.9.6.24 Sanitas software licensed to Southern Company. UG
Hollow symbols indicate censored values.

Time Series

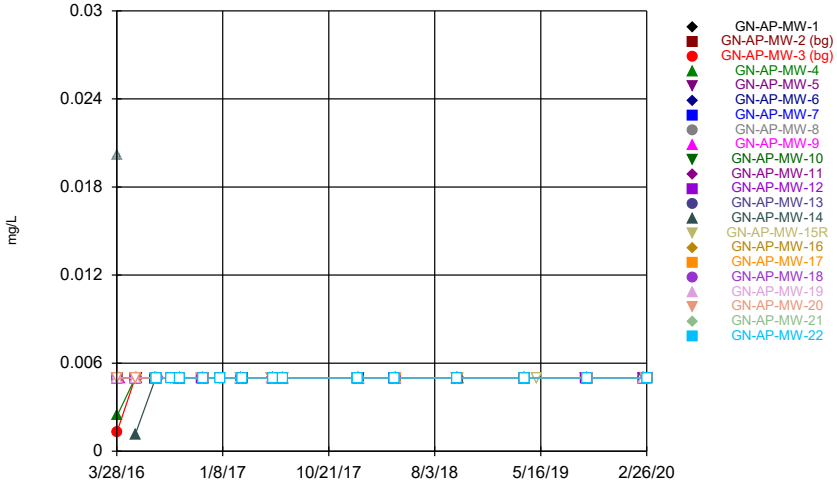

Constituent: Lead Analysis Run 7/23/2020 11:28 AM View: Time Series
Plant Gaston Client: Southern Company Data: Gaston Ash Pond

Sanitas™ v.9.6.24 Sanitas software licensed to Southern Company. UG
Hollow symbols indicate censored values.

Time Series

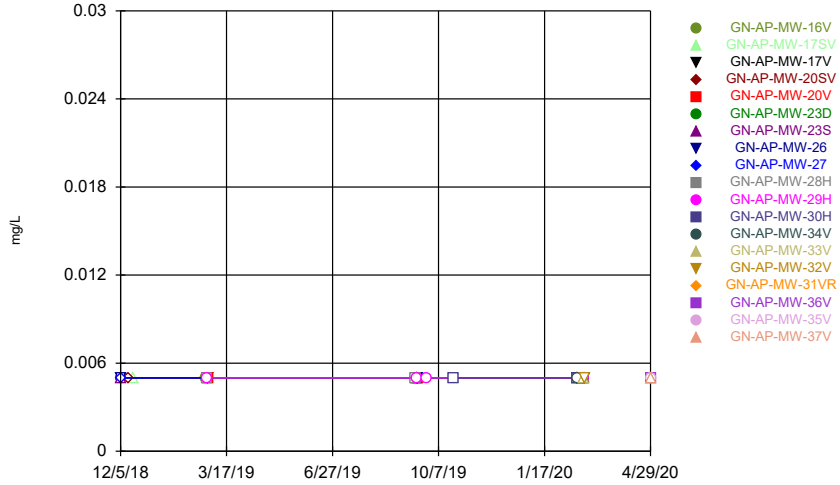

Constituent: Lead Analysis Run 7/23/2020 11:28 AM View: Time Series
Plant Gaston Client: Southern Company Data: Gaston Ash Pond

Sanitas™ v.9.6.24 Sanitas software licensed to Southern Company. UG
Hollow symbols indicate censored values.

Time Series

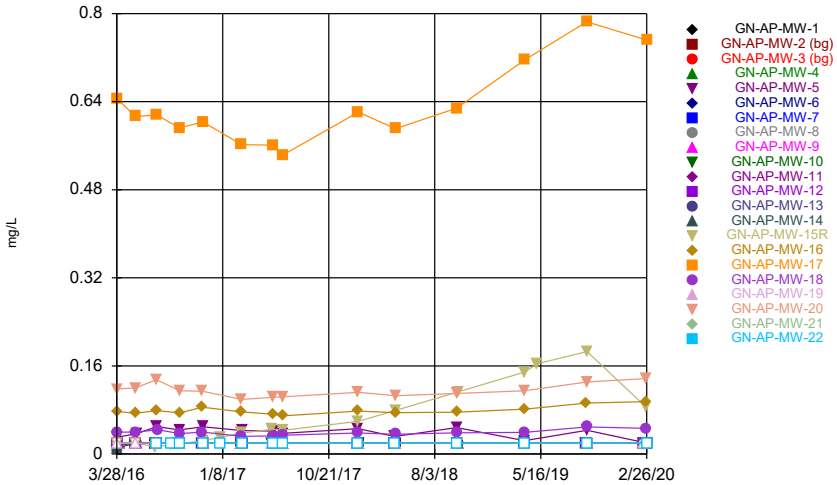

Constituent: Lithium Analysis Run 7/23/2020 11:28 AM View: Time Series
Plant Gaston Client: Southern Company Data: Gaston Ash Pond

Sanitas™ v.9.6.24 Sanitas software licensed to Southern Company. UG
Hollow symbols indicate censored values.

Time Series

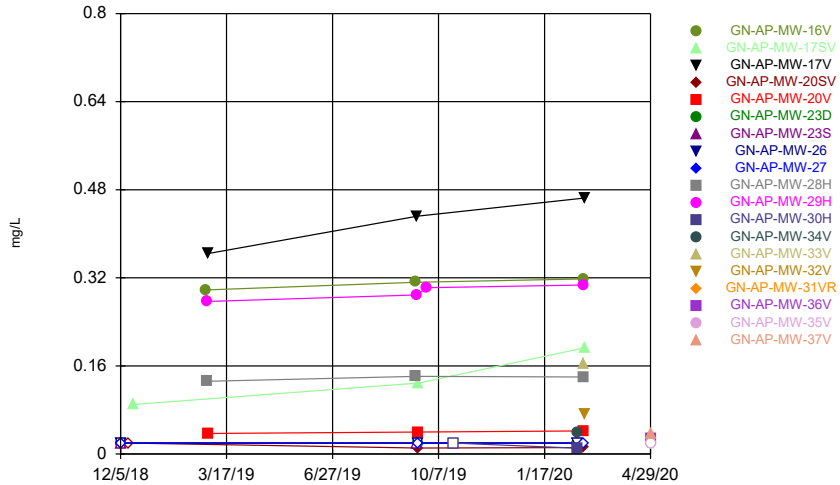

Constituent: Lithium Analysis Run 7/23/2020 11:29 AM View: Time Series
Plant Gaston Client: Southern Company Data: Gaston Ash Pond

Time Series

Constituent: Lead (mg/L) Analysis Run 7/23/2020 12:36 PM View: Time Series

Plant Gaston Client: Southern Company Data: Gaston Ash Pond

	GN-AP-MW-1	GN-AP-MW-2 (bg)	GN-AP-MW-3 (bg)	GN-AP-MW-4	GN-AP-MW-5	GN-AP-MW-6	GN-AP-MW-7	GN-AP-MW-8	GN-AP-MW-9
3/28/2016		<0.005	0.00128 (J)						
3/29/2016	<0.005							<0.005	
3/30/2016				0.00247 (J)	<0.005	<0.005	<0.005		
4/4/2016									<0.005
5/17/2016			<0.005	<0.005					
5/18/2016		<0.005							
5/19/2016	<0.005					<0.005	<0.005		
5/23/2016					<0.005			<0.005	<0.005
7/11/2016		<0.005	<0.005	<0.005					
7/12/2016	<0.005							<0.005	<0.005
7/13/2016						<0.005	<0.005		
7/14/2016					<0.005				
7/18/2016									
8/22/2016									
9/12/2016									
9/13/2016	<0.005				<0.005	<0.005	<0.005	<0.005	<0.005
9/14/2016		<0.005	<0.005	<0.005					
11/14/2016									
11/15/2016	<0.005				<0.005	<0.005	<0.005	<0.005	<0.005
11/16/2016		<0.005	<0.005	<0.005					
1/3/2017									
2/27/2017									
2/28/2017	<0.005			<0.005				<0.005	<0.005
3/1/2017		<0.005	<0.005		<0.005	<0.005	<0.005		
5/22/2017									
5/23/2017	<0.005	<0.005	<0.005		<0.005	<0.005	<0.005		
5/24/2017				<0.005				<0.005	<0.005
6/19/2017	<0.005	<0.005	<0.005						
6/20/2017					<0.005	<0.005	<0.005	<0.005	<0.005
6/21/2017				<0.005					
1/9/2018					<0.005				
1/10/2018	<0.005	<0.005	<0.005	<0.005		<0.005	<0.005	<0.005	<0.005
4/16/2018									
4/17/2018	<0.005				<0.005	<0.005	<0.005	<0.005	<0.005
4/19/2018		<0.005	<0.005	<0.005					
10/1/2018	<0.005				<0.005			<0.005	<0.005
10/2/2018									
10/3/2018		<0.005	<0.005	<0.005					
10/4/2018						<0.005	<0.005		
10/5/2018									
4/1/2019	<0.005	<0.005						<0.005	<0.005
4/2/2019			<0.005	<0.005	<0.005	<0.005	<0.005		
4/3/2019									
5/7/2019									
9/16/2019									
9/17/2019	<0.005		<0.005	<0.005				<0.005	<0.005
9/18/2019		<0.005			<0.005	<0.005	<0.005		
2/17/2020									<0.005
2/18/2020				<0.005					
2/19/2020			<0.005						
2/25/2020								<0.005	
2/26/2020					<0.005	<0.005	<0.005		

Time Series

Constituent: Lead (mg/L) Analysis Run 7/23/2020 12:36 PM View: Time Series

Plant Gaston Client: Southern Company Data: Gaston Ash Pond

	GN-AP-MW-10	GN-AP-MW-11	GN-AP-MW-12	GN-AP-MW-13	GN-AP-MW-14	GN-AP-MW-15R	GN-AP-MW-16	GN-AP-MW-17	GN-AP-MW-18
3/28/2016					0.0202 (o)	<0.005			
3/29/2016							<0.005	<0.005	<0.005
3/30/2016	<0.005	<0.005	<0.005	<0.005					
4/4/2016									
5/17/2016	<0.005				0.00114 (J)		<0.005	<0.005	<0.005
5/18/2016		<0.005	<0.005	<0.005					
5/19/2016						<0.005			
5/23/2016									
7/11/2016					<0.005	<0.005			
7/12/2016									
7/13/2016	<0.005	<0.005	<0.005						
7/14/2016				<0.005			<0.005	<0.005	
7/18/2016									<0.005
8/22/2016						<0.005			
9/12/2016			<0.005	<0.005					
9/13/2016	<0.005	<0.005			<0.005		<0.005	<0.005	
9/14/2016						<0.005			<0.005
11/14/2016		<0.005	<0.005	<0.005			<0.005		<0.005
11/15/2016	<0.005				<0.005	<0.005			
11/16/2016								<0.005	
1/3/2017						<0.005			
2/27/2017					<0.005	<0.005			
2/28/2017	<0.005	<0.005	<0.005	<0.005			<0.005	<0.005	<0.005
3/1/2017									
5/22/2017	<0.005	<0.005				<0.005			
5/23/2017									
5/24/2017			<0.005	<0.005	<0.005		<0.005	<0.005	<0.005
6/19/2017	<0.005	<0.005					<0.005	<0.005	<0.005
6/20/2017						<0.005			
6/21/2017			<0.005	<0.005	<0.005				
1/9/2018		<0.005	<0.005	<0.005	<0.005	<0.005	<0.005	<0.005	<0.005
1/10/2018	<0.005								
4/16/2018	<0.005	<0.005	<0.005						
4/17/2018									
4/19/2018				<0.005	<0.005	<0.005	<0.005	<0.005	<0.005
10/1/2018							<0.005	<0.005	<0.005
10/2/2018	<0.005								
10/3/2018									
10/4/2018		<0.005	<0.005						
10/5/2018				<0.005	<0.005	<0.005			
4/1/2019									
4/2/2019									
4/3/2019	<0.005	<0.005	<0.005	<0.005	<0.005	<0.005	<0.005	<0.005	<0.005
5/7/2019						<0.005			
9/16/2019	<0.005	<0.005	<0.005				<0.005		
9/17/2019				<0.005	<0.005			<0.005	
9/18/2019						<0.005			<0.005
2/17/2020	<0.005	<0.005							
2/18/2020			<0.005						
2/19/2020				<0.005	<0.005				
2/25/2020						<0.005	<0.005		<0.005
2/26/2020								<0.005	

Time Series

Constituent: Lead (mg/L) Analysis Run 7/23/2020 12:36 PM View: Time Series

Plant Gaston Client: Southern Company Data: Gaston Ash Pond

	GN-AP-MW-19	GN-AP-MW-20	GN-AP-MW-21	GN-AP-MW-22
3/28/2016	<0.005			
3/29/2016		<0.005		
3/30/2016				
4/4/2016				
5/17/2016				
5/18/2016	<0.005	<0.005		
5/19/2016				
5/23/2016				
7/11/2016				
7/12/2016				
7/13/2016	<0.005	<0.005	<0.005	
7/14/2016				<0.005
7/18/2016				
8/22/2016			<0.005	<0.005
9/12/2016				
9/13/2016	<0.005		<0.005	<0.005
9/14/2016		<0.005		
11/14/2016		<0.005		
11/15/2016			<0.005	<0.005
11/16/2016	<0.005			
1/3/2017			<0.005	<0.005
2/27/2017	<0.005			
2/28/2017		<0.005		
3/1/2017			<0.005	<0.005
5/22/2017	<0.005			
5/23/2017			<0.005	<0.005
5/24/2017		<0.005		
6/19/2017		<0.005		
6/20/2017			<0.005	<0.005
6/21/2017	<0.005			
1/9/2018		<0.005		<0.005
1/10/2018	<0.005		<0.005	
4/16/2018				
4/17/2018			<0.005	<0.005
4/19/2018	<0.005	<0.005		
10/1/2018		<0.005		
10/2/2018	<0.005			
10/3/2018				
10/4/2018			<0.005	<0.005
10/5/2018				
4/1/2019	<0.005			
4/2/2019			<0.005	<0.005
4/3/2019		<0.005		
5/7/2019				
9/16/2019				
9/17/2019				
9/18/2019	<0.005	<0.005	<0.005	<0.005
2/17/2020				
2/18/2020	<0.005			
2/19/2020				
2/25/2020		<0.005		
2/26/2020			<0.005	<0.005

Time Series

Constituent: Lead (mg/L) Analysis Run 7/23/2020 12:36 PM View: Time Series

Plant Gaston Client: Southern Company Data: Gaston Ash Pond

	GN-AP-MW-16V	GN-AP-MW-17SV	GN-AP-MW-17V	GN-AP-MW-20SV	GN-AP-MW-20V	GN-AP-MW-23D	GN-AP-MW-23S	GN-AP-MW-26	GN-AP-MW-27
12/5/2018						<0.005	<0.005		<0.005
12/6/2018								<0.005	
12/13/2018				<0.005					
12/17/2018		<0.005							
2/25/2019	<0.005								
2/26/2019									
2/27/2019			<0.005		<0.005				
9/16/2019	<0.005								
9/17/2019			<0.005				<0.005		
9/18/2019		<0.005		<0.005	<0.005	<0.005		<0.005	<0.005
9/26/2019									
10/22/2019									
2/19/2020						<0.005	<0.005	<0.005	
2/25/2020	<0.005			<0.005	<0.005				<0.005
2/26/2020		<0.005	<0.005						
4/29/2020									

Time Series

Constituent: Lead (mg/L) Analysis Run 7/23/2020 12:36 PM View: Time Series

Plant Gaston Client: Southern Company Data: Gaston Ash Pond

	GN-AP-MW-28H	GN-AP-MW-29H	GN-AP-MW-30H	GN-AP-MW-34V	GN-AP-MW-33V	GN-AP-MW-32V	GN-AP-MW-31VR	GN-AP-MW-36V	GN-AP-MW-35V
12/5/2018									
12/6/2018									
12/13/2018									
12/17/2018									
2/25/2019									
2/26/2019	<0.005	<0.005							
2/27/2019									
9/16/2019	<0.005								
9/17/2019		<0.005							
9/18/2019									
9/26/2019		<0.005							
10/22/2019			<0.005						
2/19/2020			<0.005	<0.005					
2/25/2020	<0.005	<0.005			<0.005				
2/26/2020						<0.005			
4/29/2020							<0.005	<0.005	<0.005

Time Series

Constituent: Lead (mg/L) Analysis Run 7/23/2020 12:36 PM View: Time Series

Plant Gaston Client: Southern Company Data: Gaston Ash Pond

	GN-AP-MW-37V
12/5/2018	
12/6/2018	
12/13/2018	
12/17/2018	
2/25/2019	
2/26/2019	
2/27/2019	
9/16/2019	
9/17/2019	
9/18/2019	
9/26/2019	
10/22/2019	
2/19/2020	
2/25/2020	
2/26/2020	
4/29/2020	<0.005

Time Series

Constituent: Lithium (mg/L) Analysis Run 7/23/2020 12:36 PM View: Time Series

Plant Gaston Client: Southern Company Data: Gaston Ash Pond

	GN-AP-MW-1	GN-AP-MW-2 (bg)	GN-AP-MW-3 (bg)	GN-AP-MW-4	GN-AP-MW-5	GN-AP-MW-6	GN-AP-MW-7	GN-AP-MW-8	GN-AP-MW-9
3/28/2016		<0.02	<0.02						
3/29/2016	0.0182 (J)							<0.02	
3/30/2016				0.015 (J)	0.0307 (J)	<0.02	<0.02		
4/4/2016									<0.02
5/17/2016			<0.02	<0.02					
5/18/2016		<0.02							
5/19/2016	<0.02					<0.02	<0.02		
5/23/2016					0.0374 (J)			<0.02	<0.02
7/11/2016		<0.02	<0.02	<0.02					
7/12/2016	<0.02							<0.02	<0.02
7/13/2016						<0.02	<0.02		
7/14/2016					0.0499 (J)				
7/18/2016									
8/22/2016									
9/12/2016									
9/13/2016	<0.02				0.0438 (J)	<0.02	<0.02	<0.02	<0.02
9/14/2016		<0.02	<0.02	<0.02					
11/14/2016									
11/15/2016	<0.02				0.0494 (J)	<0.02	<0.02	<0.02	<0.02
11/16/2016		<0.02	<0.02	<0.02					
1/3/2017									
2/27/2017									
2/28/2017	<0.02			<0.02				<0.02	<0.02
3/1/2017		<0.02	<0.02		0.0426 (J)	<0.02	<0.02		
5/22/2017									
5/23/2017	<0.02	<0.02	<0.02		0.0416 (J)	<0.02	<0.02		
5/24/2017				<0.02				<0.02	<0.02
6/19/2017	<0.02	<0.02	<0.02						
6/20/2017					0.0376 (J)	<0.02	<0.02	<0.02	<0.02
6/21/2017				<0.02					
1/9/2018					0.0461 (J)				
1/10/2018	<0.02	<0.02	<0.02	<0.02		<0.02	<0.02	<0.02	<0.02
4/16/2018									
4/17/2018	<0.02				0.0319 (J)	<0.02	<0.02	<0.02	<0.02
4/19/2018		<0.02	<0.02	<0.02					
10/1/2018	<0.02				0.0482			<0.02	<0.02
10/2/2018									
10/3/2018		<0.02	<0.02	<0.02					
10/4/2018						<0.02	<0.02		
10/5/2018									
4/1/2019	<0.02	<0.02						<0.02	<0.02
4/2/2019			<0.02	<0.02	0.0242	<0.02	<0.02		
4/3/2019									
5/7/2019									
9/16/2019									
9/17/2019	<0.02		<0.02	<0.02				<0.02	<0.02
9/18/2019		<0.02			0.043	<0.02	<0.02		
2/17/2020									<0.02
2/18/2020				<0.02					
2/19/2020			<0.02						
2/25/2020								<0.02	
2/26/2020					<0.02	<0.02	<0.02		

Time Series

Constituent: Lithium (mg/L) Analysis Run 7/23/2020 12:36 PM View: Time Series

Plant Gaston Client: Southern Company Data: Gaston Ash Pond

	GN-AP-MW-10	GN-AP-MW-11	GN-AP-MW-12	GN-AP-MW-13	GN-AP-MW-14	GN-AP-MW-15R	GN-AP-MW-16	GN-AP-MW-17	GN-AP-MW-18
3/28/2016					0.0107 (J)	<0.02			
3/29/2016							0.0774	0.646	0.0396 (J)
3/30/2016	<0.02	<0.02	<0.02	<0.02					
4/4/2016									
5/17/2016	<0.02				<0.02		0.0738	0.613	0.04 (J)
5/18/2016		<0.02	<0.02	<0.02					
5/19/2016						<0.02			
5/23/2016									
7/11/2016					<0.02	0.0133 (J)			
7/12/2016									
7/13/2016	<0.02	<0.02	<0.02						
7/14/2016				<0.02			0.0788	0.616	
7/18/2016									0.0439 (J)
8/22/2016						0.0167 (J)			
9/12/2016			<0.02	<0.02					
9/13/2016	<0.02	<0.02			<0.02		0.0748	0.592	
9/14/2016						0.019 (J)			0.0371 (J)
11/14/2016		<0.02	<0.02	<0.02			0.0851		0.0398 (J)
11/15/2016	<0.02				<0.02	0.024 (J)			
11/16/2016								0.603	
1/3/2017						0.0305 (J)			
2/27/2017					<0.02	0.038 (J)			
2/28/2017	<0.02	<0.02	<0.02	<0.02			0.0766	0.562	0.032 (J)
3/1/2017									
5/22/2017	<0.02	<0.02				0.0451 (J)			
5/23/2017									
5/24/2017			<0.02	<0.02	<0.02		0.0722	0.561	0.0331 (J)
6/19/2017	<0.02	<0.02					0.0693	0.543	0.0342 (J)
6/20/2017						0.043 (J)			
6/21/2017			<0.02	<0.02	<0.02				
1/9/2018		<0.02	<0.02	<0.02	<0.02	0.0595	0.0781	0.621	0.0382 (J)
1/10/2018	<0.02								
4/16/2018	<0.02	<0.02	<0.02						
4/17/2018									
4/19/2018				<0.02	<0.02	0.0793	0.0752	0.591	0.0358 (J)
10/1/2018							0.076	0.628	0.0386
10/2/2018	<0.02								
10/3/2018									
10/4/2018		<0.02	<0.02						
10/5/2018				<0.02	<0.02	0.113			
4/1/2019									
4/2/2019									
4/3/2019	<0.02	<0.02	<0.02	<0.02	<0.02	0.149	0.0814	0.716	0.0393
5/7/2019						0.164			
9/16/2019	<0.02	<0.02	<0.02				0.0926		
9/17/2019				<0.02	<0.02			0.785	
9/18/2019						0.186			0.0492
2/17/2020	<0.02	<0.02							
2/18/2020			<0.02						
2/19/2020				<0.02	<0.02				
2/25/2020						0.0848	0.0951		0.0465
2/26/2020								0.752	

Time Series

Constituent: Lithium (mg/L) Analysis Run 7/23/2020 12:36 PM View: Time Series

Plant Gaston Client: Southern Company Data: Gaston Ash Pond

	GN-AP-MW-19	GN-AP-MW-20	GN-AP-MW-21	GN-AP-MW-22
3/28/2016	<0.02			
3/29/2016		0.118		
3/30/2016				
4/4/2016				
5/17/2016				
5/18/2016	<0.02	0.12		
5/19/2016				
5/23/2016				
7/11/2016				
7/12/2016				
7/13/2016	<0.02	0.135	<0.02	
7/14/2016				<0.02
7/18/2016				
8/22/2016			<0.02	<0.02
9/12/2016				
9/13/2016	<0.02		<0.02	<0.02
9/14/2016		0.115		
11/14/2016		0.114		
11/15/2016			<0.02	<0.02
11/16/2016	<0.02			
1/3/2017			<0.02	<0.02
2/27/2017	<0.02			
2/28/2017		0.0991		
3/1/2017			<0.02	<0.02
5/22/2017	<0.02			
5/23/2017			<0.02	<0.02
5/24/2017		0.103		
6/19/2017		0.104		
6/20/2017			<0.02	<0.02
6/21/2017	<0.02			
1/9/2018		0.112		<0.02
1/10/2018	<0.02		<0.02	
4/16/2018				
4/17/2018			<0.02	<0.02
4/19/2018	<0.02	0.106		
10/1/2018		0.11		
10/2/2018	<0.02			
10/3/2018				
10/4/2018			<0.02	<0.02
10/5/2018				
4/1/2019	<0.02			
4/2/2019			<0.02	<0.02
4/3/2019		0.115		
5/7/2019				
9/16/2019				
9/17/2019				
9/18/2019	<0.02	0.131	<0.02	<0.02
2/17/2020				
2/18/2020	<0.02			
2/19/2020				
2/25/2020		0.137		
2/26/2020			<0.02	<0.02

Time Series

Constituent: Lithium (mg/L) Analysis Run 7/23/2020 12:36 PM View: Time Series

Plant Gaston Client: Southern Company Data: Gaston Ash Pond

	GN-AP-MW-16V	GN-AP-MW-17SV	GN-AP-MW-17V	GN-AP-MW-20SV	GN-AP-MW-20V	GN-AP-MW-23D	GN-AP-MW-23S	GN-AP-MW-26	GN-AP-MW-27
12/5/2018						<0.02	<0.02		<0.02
12/6/2018								<0.02	
12/13/2018				<0.02					
12/17/2018		0.0898							
2/25/2019	0.298								
2/26/2019									
2/27/2019			0.364		0.0372				
9/16/2019	0.312								
9/17/2019			0.432				<0.02		
9/18/2019		0.129		0.0108 (J)	0.0399	<0.02		<0.02	<0.02
9/26/2019									
10/22/2019									
2/19/2020						<0.02	<0.02	<0.02	
2/25/2020	0.318			0.0117 (J)	0.0421				<0.02
2/26/2020		0.193	0.465						
4/29/2020									

Time Series

Constituent: Lithium (mg/L) Analysis Run 7/23/2020 12:36 PM View: Time Series

Plant Gaston Client: Southern Company Data: Gaston Ash Pond

	GN-AP-MW-28H	GN-AP-MW-29H	GN-AP-MW-30H	GN-AP-MW-34V	GN-AP-MW-33V	GN-AP-MW-32V	GN-AP-MW-31VR	GN-AP-MW-36V	GN-AP-MW-35V
12/5/2018									
12/6/2018									
12/13/2018									
12/17/2018									
2/25/2019									
2/26/2019	0.132	0.277							
2/27/2019									
9/16/2019	0.141								
9/17/2019		0.289							
9/18/2019									
9/26/2019		0.302							
10/22/2019			<0.02						
2/19/2020			0.0107 (J)	0.038					
2/25/2020	0.14	0.307			0.164				
2/26/2020						0.0717			
4/29/2020							<0.02	0.0284	<0.02

Time Series

Constituent: Lithium (mg/L) Analysis Run 7/23/2020 12:36 PM View: Time Series

Plant Gaston Client: Southern Company Data: Gaston Ash Pond

	GN-AP-MW-37V
12/5/2018	
12/6/2018	
12/13/2018	
12/17/2018	
2/25/2019	
2/26/2019	
2/27/2019	
9/16/2019	
9/17/2019	
9/18/2019	
9/26/2019	
10/22/2019	
2/19/2020	
2/25/2020	
2/26/2020	
4/29/2020	0.0377

Sanitas™ v.9.6.24 Sanitas software licensed to Southern Company. UG
Hollow symbols indicate censored values.

Time Series

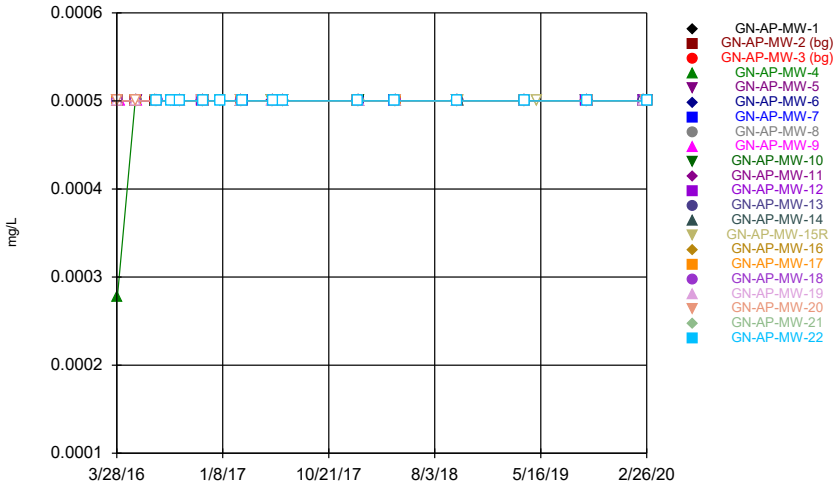

Constituent: Mercury Analysis Run 7/23/2020 11:29 AM View: Time Series
Plant Gaston Client: Southern Company Data: Gaston Ash Pond

Sanitas™ v.9.6.24 Sanitas software licensed to Southern Company. UG
Hollow symbols indicate censored values.

Time Series

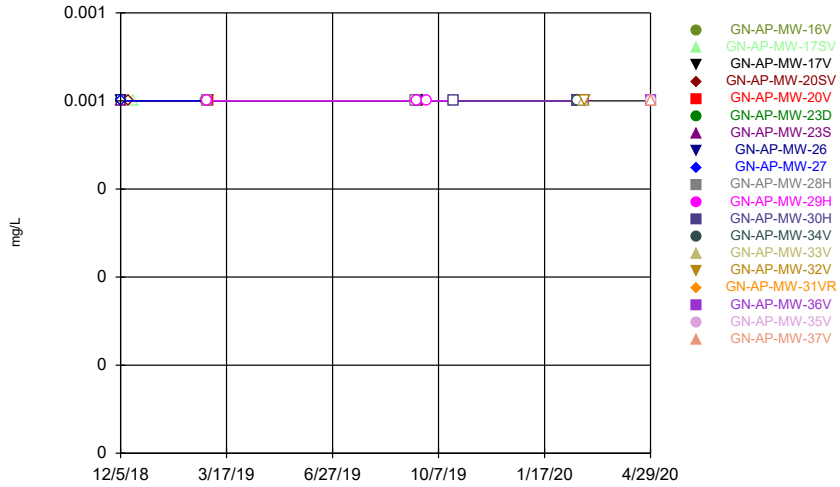

Constituent: Mercury Analysis Run 7/23/2020 11:29 AM View: Time Series
Plant Gaston Client: Southern Company Data: Gaston Ash Pond

Sanitas™ v.9.6.24 Sanitas software licensed to Southern Company. UG
Hollow symbols indicate censored values.

Time Series

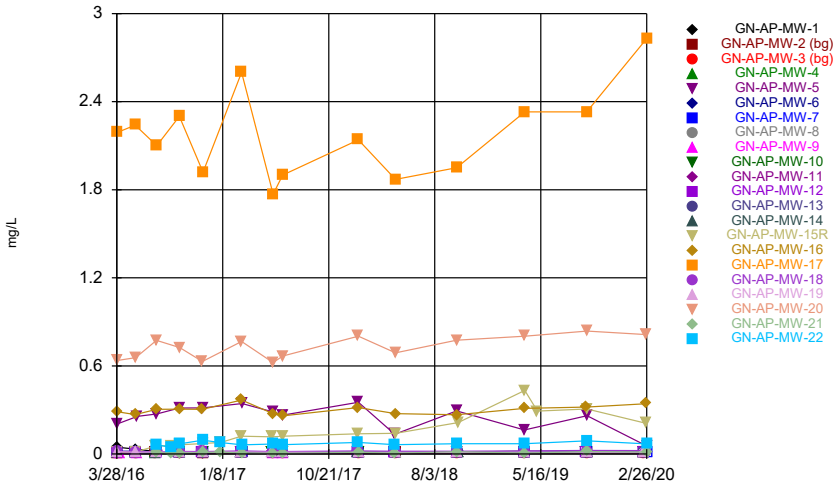

Constituent: Molybdenum Analysis Run 7/23/2020 11:29 AM View: Time Series
Plant Gaston Client: Southern Company Data: Gaston Ash Pond

Sanitas™ v.9.6.24 Sanitas software licensed to Southern Company. UG
Hollow symbols indicate censored values.

Time Series

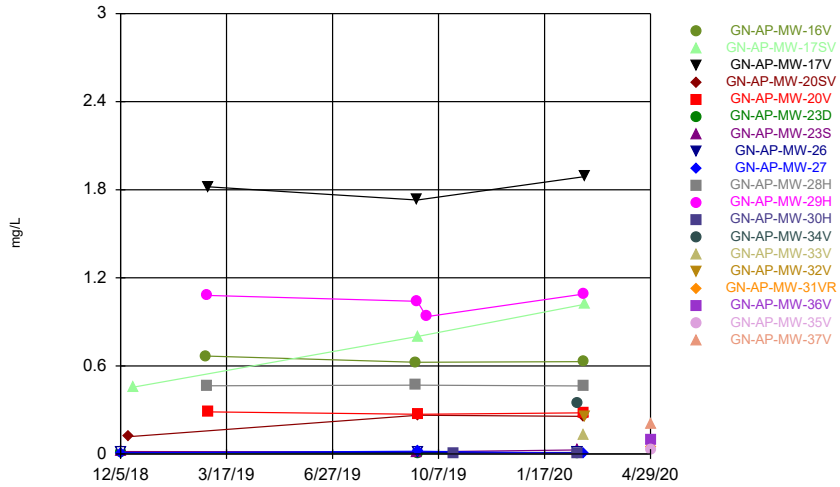

Constituent: Molybdenum Analysis Run 7/23/2020 11:29 AM View: Time Series
Plant Gaston Client: Southern Company Data: Gaston Ash Pond

Time Series

Constituent: Mercury (mg/L) Analysis Run 7/23/2020 12:36 PM View: Time Series

Plant Gaston Client: Southern Company Data: Gaston Ash Pond

	GN-AP-MW-1	GN-AP-MW-2 (bg)	GN-AP-MW-3 (bg)	GN-AP-MW-4	GN-AP-MW-5	GN-AP-MW-6	GN-AP-MW-7	GN-AP-MW-8	GN-AP-MW-9
3/28/2016		<0.0005	<0.0005						
3/29/2016	<0.0005							<0.0005	
3/30/2016				0.000278 (J)	<0.0005	<0.0005	<0.0005		
4/4/2016									<0.0005
5/17/2016			<0.0005	<0.0005					
5/18/2016		<0.0005							
5/19/2016	<0.0005					<0.0005	<0.0005		
5/23/2016					<0.0005			<0.0005	<0.0005
7/11/2016		<0.0005	<0.0005	<0.0005					
7/12/2016	<0.0005							<0.0005	<0.0005
7/13/2016						<0.0005	<0.0005		
7/14/2016					<0.0005				
7/18/2016									
8/22/2016									
9/12/2016									
9/13/2016	<0.0005				<0.0005	<0.0005	<0.0005	<0.0005	<0.0005
9/14/2016		<0.0005	<0.0005	<0.0005					
11/14/2016									
11/15/2016	<0.0005				<0.0005	<0.0005	<0.0005	<0.0005	<0.0005
11/16/2016		<0.0005	<0.0005	<0.0005					
1/3/2017									
2/27/2017									
2/28/2017	<0.0005			<0.0005				<0.0005	<0.0005
3/1/2017		<0.0005	<0.0005		<0.0005	<0.0005	<0.0005		
5/22/2017									
5/23/2017	<0.0005	<0.0005	<0.0005		<0.0005	<0.0005	<0.0005		
5/24/2017				<0.0005				<0.0005	<0.0005
6/19/2017	<0.0005	<0.0005	<0.0005						
6/20/2017					<0.0005	<0.0005	<0.0005	<0.0005	<0.0005
6/21/2017				<0.0005					
1/9/2018					<0.0005				
1/10/2018	<0.0005	<0.0005	<0.0005	<0.0005		<0.0005	<0.0005	<0.0005	<0.0005
4/16/2018									
4/17/2018	<0.0005				<0.0005	<0.0005	<0.0005	<0.0005	<0.0005
4/19/2018		<0.0005	<0.0005	<0.0005					
10/1/2018	<0.0005				<0.0005			<0.0005	<0.0005
10/2/2018									
10/3/2018		<0.0005	<0.0005	<0.0005					
10/4/2018						<0.0005	<0.0005		
10/5/2018									
4/1/2019	<0.0005	<0.0005						<0.0005	<0.0005
4/2/2019			<0.0005	<0.0005	<0.0005	<0.0005	<0.0005		
4/3/2019									
5/7/2019									
9/16/2019									
9/17/2019	<0.0005		<0.0005	<0.0005				<0.0005	<0.0005
9/18/2019		<0.0005			<0.0005	<0.0005	<0.0005		
2/17/2020									<0.0005
2/18/2020				<0.0005					
2/19/2020			<0.0005						
2/25/2020								<0.0005	
2/26/2020					<0.0005	<0.0005	<0.0005		

Time Series

Constituent: Mercury (mg/L) Analysis Run 7/23/2020 12:36 PM View: Time Series

Plant Gaston Client: Southern Company Data: Gaston Ash Pond

	GN-AP-MW-10	GN-AP-MW-11	GN-AP-MW-12	GN-AP-MW-13	GN-AP-MW-14	GN-AP-MW-15R	GN-AP-MW-16	GN-AP-MW-17	GN-AP-MW-18
3/28/2016					<0.0005	<0.0005			
3/29/2016							<0.0005	<0.0005	<0.0005
3/30/2016	<0.0005	<0.0005	<0.0005	<0.0005					
4/4/2016									
5/17/2016	<0.0005				<0.0005		<0.0005	<0.0005	<0.0005
5/18/2016		<0.0005	<0.0005	<0.0005					
5/19/2016						<0.0005			
5/23/2016									
7/11/2016					<0.0005	<0.0005			
7/12/2016									
7/13/2016	<0.0005	<0.0005	<0.0005						
7/14/2016				<0.0005			<0.0005	<0.0005	
7/18/2016									<0.0005
8/22/2016						<0.0005			
9/12/2016			<0.0005	<0.0005					
9/13/2016	<0.0005	<0.0005			<0.0005		<0.0005	<0.0005	
9/14/2016						<0.0005			<0.0005
11/14/2016		<0.0005	<0.0005	<0.0005			<0.0005		<0.0005
11/15/2016	<0.0005				<0.0005	<0.0005			
11/16/2016								<0.0005	
1/3/2017						<0.0005			
2/27/2017					<0.0005	<0.0005			
2/28/2017	<0.0005	<0.0005	<0.0005	<0.0005			<0.0005	<0.0005	<0.0005
3/1/2017									
5/22/2017	<0.0005	<0.0005				<0.0005			
5/23/2017									
5/24/2017			<0.0005	<0.0005	<0.0005		<0.0005	<0.0005	<0.0005
6/19/2017	<0.0005	<0.0005					<0.0005	<0.0005	<0.0005
6/20/2017						<0.0005			
6/21/2017			<0.0005	<0.0005	<0.0005				
1/9/2018		<0.0005	<0.0005	<0.0005	<0.0005	<0.0005	<0.0005	<0.0005	<0.0005
1/10/2018	<0.0005								
4/16/2018	<0.0005	<0.0005	<0.0005						
4/17/2018									
4/19/2018				<0.0005	<0.0005	<0.0005	<0.0005	<0.0005	<0.0005
10/1/2018							<0.0005	<0.0005	<0.0005
10/2/2018	<0.0005								
10/3/2018									
10/4/2018		<0.0005	<0.0005						
10/5/2018				<0.0005	<0.0005	<0.0005			
4/1/2019									
4/2/2019									
4/3/2019	<0.0005	<0.0005	<0.0005	<0.0005	<0.0005	<0.0005	<0.0005	<0.0005	<0.0005
5/7/2019						<0.0005			
9/16/2019	<0.0005	<0.0005	<0.0005				<0.0005		
9/17/2019				<0.0005	<0.0005			<0.0005	
9/18/2019						<0.0005			<0.0005
2/17/2020	<0.0005	<0.0005							
2/18/2020			<0.0005						
2/19/2020				<0.0005	<0.0005				
2/25/2020						<0.0005	<0.0005		<0.0005
2/26/2020								<0.0005	

Time Series

Constituent: Mercury (mg/L) Analysis Run 7/23/2020 12:36 PM View: Time Series

Plant Gaston Client: Southern Company Data: Gaston Ash Pond

	GN-AP-MW-19	GN-AP-MW-20	GN-AP-MW-21	GN-AP-MW-22
3/28/2016	<0.0005			
3/29/2016		<0.0005		
3/30/2016				
4/4/2016				
5/17/2016				
5/18/2016	<0.0005	<0.0005		
5/19/2016				
5/23/2016				
7/11/2016				
7/12/2016				
7/13/2016	<0.0005	<0.0005	<0.0005	
7/14/2016				<0.0005
7/18/2016				
8/22/2016			<0.0005	<0.0005
9/12/2016				
9/13/2016	<0.0005		<0.0005	<0.0005
9/14/2016		<0.0005		
11/14/2016		<0.0005		
11/15/2016			<0.0005	<0.0005
11/16/2016	<0.0005			
1/3/2017			<0.0005	<0.0005
2/27/2017	<0.0005			
2/28/2017		<0.0005		
3/1/2017			<0.0005	<0.0005
5/22/2017	<0.0005			
5/23/2017			<0.0005	<0.0005
5/24/2017		<0.0005		
6/19/2017		<0.0005		
6/20/2017			<0.0005	<0.0005
6/21/2017	<0.0005			
1/9/2018		<0.0005		<0.0005
1/10/2018	<0.0005		<0.0005	
4/16/2018				
4/17/2018			<0.0005	<0.0005
4/19/2018	<0.0005	<0.0005		
10/1/2018		<0.0005		
10/2/2018	<0.0005			
10/3/2018				
10/4/2018			<0.0005	<0.0005
10/5/2018				
4/1/2019	<0.0005			
4/2/2019			<0.0005	<0.0005
4/3/2019		<0.0005		
5/7/2019				
9/16/2019				
9/17/2019				
9/18/2019	<0.0005	<0.0005	<0.0005	<0.0005
2/17/2020				
2/18/2020	<0.0005			
2/19/2020				
2/25/2020		<0.0005		
2/26/2020			<0.0005	<0.0005

Time Series

Constituent: Mercury (mg/L) Analysis Run 7/23/2020 12:36 PM View: Time Series

Plant Gaston Client: Southern Company Data: Gaston Ash Pond

	GN-AP-MW-16V	GN-AP-MW-17SV	GN-AP-MW-17V	GN-AP-MW-20SV	GN-AP-MW-20V	GN-AP-MW-23D	GN-AP-MW-23S	GN-AP-MW-26	GN-AP-MW-27
12/5/2018						<0.0005	<0.0005		<0.0005
12/6/2018								<0.0005	
12/13/2018				<0.0005					
12/17/2018		<0.0005							
2/25/2019	<0.0005								
2/26/2019									
2/27/2019			<0.0005		<0.0005				
9/16/2019	<0.0005								
9/17/2019			<0.0005				<0.0005		
9/18/2019		<0.0005		<0.0005	<0.0005	<0.0005		<0.0005	<0.0005
9/26/2019									
10/22/2019									
2/19/2020						<0.0005	<0.0005	<0.0005	
2/25/2020	<0.0005			<0.0005	<0.0005				<0.0005
2/26/2020		<0.0005	<0.0005						
4/29/2020									

Time Series

Constituent: Mercury (mg/L) Analysis Run 7/23/2020 12:36 PM View: Time Series

Plant Gaston Client: Southern Company Data: Gaston Ash Pond

	GN-AP-MW-28H	GN-AP-MW-29H	GN-AP-MW-30H	GN-AP-MW-34V	GN-AP-MW-33V	GN-AP-MW-32V	GN-AP-MW-31VR	GN-AP-MW-36V	GN-AP-MW-35V
12/5/2018									
12/6/2018									
12/13/2018									
12/17/2018									
2/25/2019									
2/26/2019	<0.0005	<0.0005							
2/27/2019									
9/16/2019	<0.0005								
9/17/2019		<0.0005							
9/18/2019									
9/26/2019		<0.0005							
10/22/2019			<0.0005						
2/19/2020			<0.0005	<0.0005					
2/25/2020	<0.0005	<0.0005			<0.0005				
2/26/2020						<0.0005			
4/29/2020							<0.0005	<0.0005	<0.0005

Time Series

Constituent: Mercury (mg/L) Analysis Run 7/23/2020 12:36 PM View: Time Series

Plant Gaston Client: Southern Company Data: Gaston Ash Pond

	GN-AP-MW-37V
12/5/2018	
12/6/2018	
12/13/2018	
12/17/2018	
2/25/2019	
2/26/2019	
2/27/2019	
9/16/2019	
9/17/2019	
9/18/2019	
9/26/2019	
10/22/2019	
2/19/2020	
2/25/2020	
2/26/2020	
4/29/2020	<0.0005

Time Series

Constituent: Molybdenum (mg/L) Analysis Run 7/23/2020 12:36 PM View: Time Series

Plant Gaston Client: Southern Company Data: Gaston Ash Pond

	GN-AP-MW-1	GN-AP-MW-2 (bg)	GN-AP-MW-3 (bg)	GN-AP-MW-4	GN-AP-MW-5	GN-AP-MW-6	GN-AP-MW-7	GN-AP-MW-8	GN-AP-MW-9
3/28/2016		0.00274 (J)	0.00652 (J)						
3/29/2016	0.0463							0.0042 (J)	
3/30/2016				<0.01	0.205	0.0186	<0.01		
4/4/2016									0.00344 (J)
5/17/2016			0.00651 (J)	<0.01					
5/18/2016		<0.01							
5/19/2016	0.0326					0.0188	<0.01		
5/23/2016					0.257			0.00283 (J)	0.00306 (J)
7/11/2016		<0.01	0.00691 (J)	<0.01					
7/12/2016	0.0164							<0.01	<0.01
7/13/2016						0.017	<0.01		
7/14/2016					0.273				
7/18/2016									
8/22/2016									
9/12/2016									
9/13/2016	0.0072 (J)				0.313	0.00943 (J)	<0.01	<0.01	<0.01
9/14/2016		<0.01	0.0074 (J)	<0.01					
11/14/2016									
11/15/2016	0.00598 (J)				0.314	0.00741 (J)	<0.01	<0.01	<0.01
11/16/2016		0.00215 (J)	0.00663 (J)	<0.01					
1/3/2017									
2/27/2017									
2/28/2017	0.00869 (J)			<0.01				<0.01	<0.01
3/1/2017		<0.01	0.00856 (J)		0.344	0.0146	<0.01		
5/22/2017									
5/23/2017	0.0132	<0.01	0.00689 (J)		0.287	0.00996 (J)	<0.01		
5/24/2017				<0.01				<0.01	0.00364 (J)
6/19/2017	0.0128	<0.01	0.00687 (J)						
6/20/2017					0.265	0.0148	<0.01	<0.01	0.00282 (J)
6/21/2017				<0.01					
1/9/2018					0.352				
1/10/2018	0.0153	<0.01	0.00806 (J)	<0.01		0.0122	<0.01	<0.01	<0.01
4/16/2018									
4/17/2018	0.0124				0.135	0.0146	<0.01	<0.01	<0.01
4/19/2018		<0.01	0.00659 (J)	<0.01					
10/1/2018	0.0131				0.294			<0.01	<0.01
10/2/2018									
10/3/2018		<0.01	0.00669 (J)	<0.01					
10/4/2018						0.0101	<0.01		
10/5/2018									
4/1/2019	0.0191	<0.01						<0.01	<0.01
4/2/2019			0.00766 (J)	<0.01	0.164	0.0166	<0.01		
4/3/2019									
5/7/2019									
9/16/2019									
9/17/2019	0.017		0.00644 (J)	<0.01				<0.01	<0.01
9/18/2019		<0.01			0.261	0.0138	<0.01		
2/17/2020									<0.01
2/18/2020				<0.01					
2/19/2020			0.00575 (J)						
2/25/2020								<0.01	
2/26/2020					0.0546	0.0157	<0.01		

Time Series

Constituent: Molybdenum (mg/L) Analysis Run 7/23/2020 12:36 PM View: Time Series

Plant Gaston Client: Southern Company Data: Gaston Ash Pond

	GN-AP-MW-10	GN-AP-MW-11	GN-AP-MW-12	GN-AP-MW-13	GN-AP-MW-14	GN-AP-MW-15R	GN-AP-MW-16	GN-AP-MW-17	GN-AP-MW-18
3/28/2016					<0.01	0.0126			
3/29/2016							0.288	2.19	0.017
3/30/2016	<0.01	<0.01	<0.01	<0.01					
4/4/2016									
5/17/2016	<0.01				<0.01		0.269	2.24	0.0167
5/18/2016		<0.01	<0.01	<0.01					
5/19/2016						0.0142			
5/23/2016									
7/11/2016					0.00361 (J)	0.0542			
7/12/2016									
7/13/2016	<0.01	<0.01	<0.01						
7/14/2016				<0.01			0.305	2.1	
7/18/2016									0.0161
8/22/2016						0.0577			
9/12/2016			<0.01	<0.01					
9/13/2016	<0.01	<0.01			<0.01		0.306	2.3	
9/14/2016						0.0627			0.0183
11/14/2016		<0.01	<0.01	<0.01			0.305		0.0171
11/15/2016	<0.01				<0.01	0.0712			
11/16/2016								1.92	
1/3/2017						0.0788			
2/27/2017					<0.01	0.121			
2/28/2017	<0.01	<0.01	<0.01	<0.01			0.368	2.6	0.0209
3/1/2017									
5/22/2017	<0.01	<0.01				0.117			
5/23/2017									
5/24/2017			<0.01	<0.01	<0.01		0.275	1.77	0.0168
6/19/2017	<0.01	<0.01					0.26	1.9	0.0173
6/20/2017						0.121			
6/21/2017			<0.01	<0.01	<0.01				
1/9/2018		<0.01	<0.01	<0.01	<0.01	0.138	0.316	2.14	0.0211
1/10/2018	<0.01								
4/16/2018	<0.01	<0.01	<0.01						
4/17/2018									
4/19/2018				<0.01	<0.01	0.141	0.275	1.87	0.0186
10/1/2018							0.267	1.95	0.0192
10/2/2018	<0.01								
10/3/2018									
10/4/2018		<0.01	<0.01						
10/5/2018				<0.01	<0.01	0.214			
4/1/2019									
4/2/2019									
4/3/2019	<0.01	<0.01	<0.01	<0.01	<0.01	0.433	0.311	2.33	0.0214
5/7/2019						0.292			
9/16/2019	<0.01	<0.01	<0.01				0.32		
9/17/2019				<0.01	<0.01			2.33	
9/18/2019						0.307			0.0243
2/17/2020	<0.01	<0.01							
2/18/2020			<0.01						
2/19/2020				<0.01	<0.01				
2/25/2020						0.209	0.343		0.0228
2/26/2020								2.83	

Time Series

Constituent: Molybdenum (mg/L) Analysis Run 7/23/2020 12:36 PM View: Time Series

Plant Gaston Client: Southern Company Data: Gaston Ash Pond

	GN-AP-MW-19	GN-AP-MW-20	GN-AP-MW-21	GN-AP-MW-22
3/28/2016	0.0157			
3/29/2016		0.637		
3/30/2016				
4/4/2016				
5/17/2016				
5/18/2016	0.0125	0.657		
5/19/2016				
5/23/2016				
7/11/2016				
7/12/2016				
7/13/2016	0.0138	0.774	0.0119	
7/14/2016				0.0633
7/18/2016				
8/22/2016			0.00256 (J)	0.0436
9/12/2016				
9/13/2016	0.0127		0.00628 (J)	0.069
9/14/2016		0.725		
11/14/2016		0.63		
11/15/2016			0.0105	0.094
11/16/2016	0.0118			
1/3/2017			0.0131	0.0783
2/27/2017	0.0145			
2/28/2017		0.767		
3/1/2017			0.00593 (J)	0.0627
5/22/2017	0.0122			
5/23/2017			0.00491 (J)	0.0684
5/24/2017		0.623		
6/19/2017		0.667		
6/20/2017			0.00392 (J)	0.0637
6/21/2017	0.0123			
1/9/2018		0.803		0.0789
1/10/2018	0.0127		0.0126	
4/16/2018				
4/17/2018			0.00623 (J)	0.0638
4/19/2018	0.0111	0.689		
10/1/2018		0.775		
10/2/2018	0.0113			
10/3/2018				
10/4/2018			0.0159	0.0698
10/5/2018				
4/1/2019	0.0132			
4/2/2019			0.00611 (J)	0.0703
4/3/2019		0.803		
5/7/2019				
9/16/2019				
9/17/2019				
9/18/2019	0.0128	0.837	0.0172	0.0895
2/17/2020				
2/18/2020	0.0129			
2/19/2020				
2/25/2020		0.813		
2/26/2020			0.0139	0.0691

Time Series

Constituent: Molybdenum (mg/L) Analysis Run 7/23/2020 12:36 PM View: Time Series

Plant Gaston Client: Southern Company Data: Gaston Ash Pond

	GN-AP-MW-16V	GN-AP-MW-17SV	GN-AP-MW-17V	GN-AP-MW-20SV	GN-AP-MW-20V	GN-AP-MW-23D	GN-AP-MW-23S	GN-AP-MW-26	GN-AP-MW-27
12/5/2018						0.00995 (J)	0.0169		0.00824 (J)
12/6/2018								<0.01	
12/13/2018				0.118					
12/17/2018		0.455							
2/25/2019	0.667								
2/26/2019									
2/27/2019			1.82		0.287				
9/16/2019	0.625								
9/17/2019			1.73				0.0142		
9/18/2019		0.801		0.264	0.271	0.0054 (J)		<0.01	0.0187
9/26/2019									
10/22/2019									
2/19/2020						0.0077 (J)	0.0274	<0.01	
2/25/2020	0.629			0.257	0.281				0.00511 (J)
2/26/2020		1.02	1.89						
4/29/2020									

Time Series

Constituent: Molybdenum (mg/L) Analysis Run 7/23/2020 12:36 PM View: Time Series

Plant Gaston Client: Southern Company Data: Gaston Ash Pond

	GN-AP-MW-28H	GN-AP-MW-29H	GN-AP-MW-30H	GN-AP-MW-34V	GN-AP-MW-33V	GN-AP-MW-32V	GN-AP-MW-31VR	GN-AP-MW-36V	GN-AP-MW-35V
12/5/2018									
12/6/2018									
12/13/2018									
12/17/2018									
2/25/2019									
2/26/2019	0.465	1.08							
2/27/2019									
9/16/2019	0.469								
9/17/2019		1.04							
9/18/2019									
9/26/2019		0.936							
10/22/2019			0.00346 (J)						
2/19/2020			0.00389 (J)	0.344					
2/25/2020	0.464	1.09			0.126				
2/26/2020						0.259			
4/29/2020							0.0456	0.0994	0.0266

Time Series

Constituent: Molybdenum (mg/L) Analysis Run 7/23/2020 12:36 PM View: Time Series

Plant Gaston Client: Southern Company Data: Gaston Ash Pond

	GN-AP-MW-37V
12/5/2018	
12/6/2018	
12/13/2018	
12/17/2018	
2/25/2019	
2/26/2019	
2/27/2019	
9/16/2019	
9/17/2019	
9/18/2019	
9/26/2019	
10/22/2019	
2/19/2020	
2/25/2020	
2/26/2020	
4/29/2020	0.208

Sanitas™ v.9.6.24 Sanitas software licensed to Southern Company. UG

Time Series

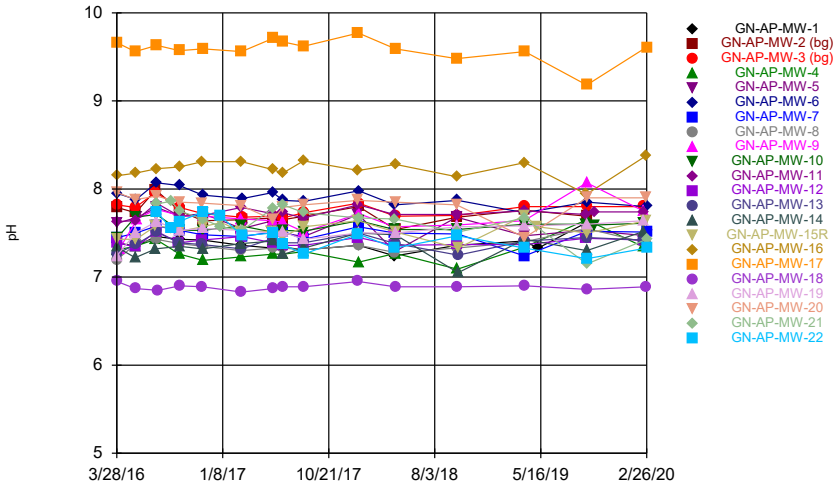

Constituent: pH Analysis Run 7/23/2020 11:29 AM View: Time Series
Plant Gaston Client: Southern Company Data: Gaston Ash Pond

Sanitas™ v.9.6.24 Sanitas software licensed to Southern Company. UG

Time Series

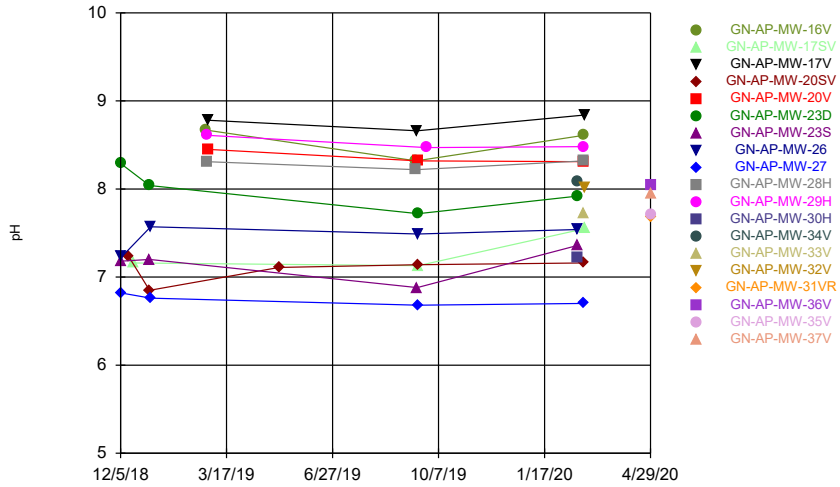

Constituent: pH Analysis Run 7/23/2020 11:29 AM View: Time Series
Plant Gaston Client: Southern Company Data: Gaston Ash Pond

Sanitas™ v.9.6.24 Sanitas software licensed to Southern Company. UG
Hollow symbols indicate censored values.

Time Series

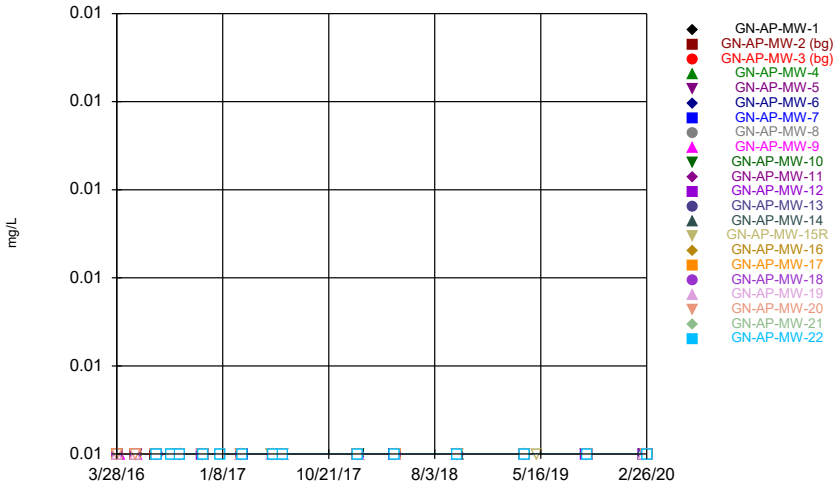

Constituent: Selenium Analysis Run 7/23/2020 11:29 AM View: Time Series
Plant Gaston Client: Southern Company Data: Gaston Ash Pond

Sanitas™ v.9.6.24 Sanitas software licensed to Southern Company. UG
Hollow symbols indicate censored values.

Time Series

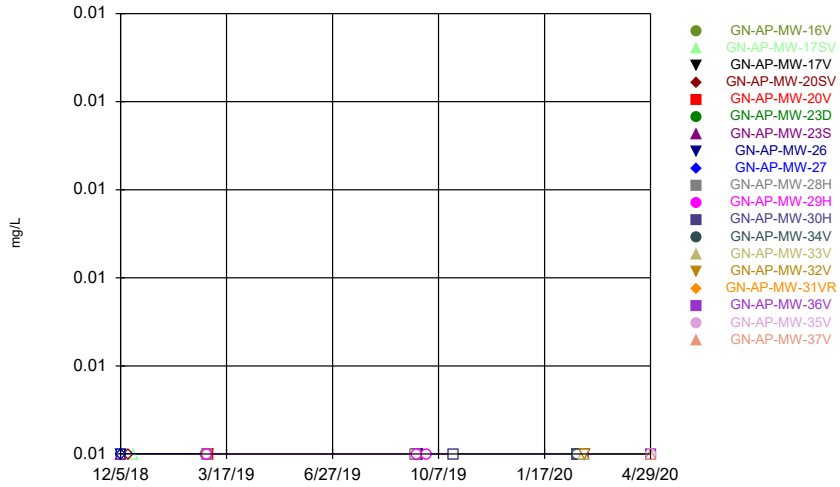

Constituent: Selenium Analysis Run 7/23/2020 11:29 AM View: Time Series
Plant Gaston Client: Southern Company Data: Gaston Ash Pond

Time Series

Constituent: pH (pH) Analysis Run 7/23/2020 12:36 PM View: Time Series

Plant Gaston Client: Southern Company Data: Gaston Ash Pond

	GN-AP-MW-1	GN-AP-MW-2 (bg)	GN-AP-MW-3 (bg)	GN-AP-MW-4	GN-AP-MW-5	GN-AP-MW-6	GN-AP-MW-7	GN-AP-MW-8	GN-AP-MW-9
3/28/2016		7.79	7.82						
3/29/2016	7.39							7.2	
3/30/2016				7.31	7.61	7.95	7.45		
4/4/2016									7.32
5/17/2016			7.79	7.35					
5/18/2016		7.73							
5/19/2016	7.35					7.88	7.5		
5/23/2016					7.68			7.39	7.66
7/11/2016		7.99	7.96	7.43					
7/12/2016	7.46							7.43	7.77
7/13/2016						8.07	7.58		
7/14/2016					7.79				
7/18/2016									
8/22/2016									
9/12/2016									
9/13/2016	7.43				7.69	8.04	7.53	7.38	7.7
9/14/2016		7.75	7.79	7.26					
11/14/2016									
11/15/2016	7.42				7.72	7.93	7.48	7.35	7.69
11/16/2016		7.64	7.72	7.19					
1/3/2017									
2/27/2017									
2/28/2017	7.36			7.23				7.3	7.66
3/1/2017		7.65	7.68		7.55	7.89	7.46		
5/22/2017									
5/23/2017	7.33	7.67	7.69		7.64	7.96	7.51		
5/24/2017				7.26				7.33	7.64
6/19/2017	7.34	7.65	7.67						
6/20/2017					7.5	7.87	7.52	7.33	7.62
6/21/2017				7.26					
8/14/2017									
8/15/2017	7.31	7.69	7.73	7.29	7.46	7.86	7.43	7.31	
8/16/2017									7.51
1/9/2018					7.71				
1/10/2018	7.36	7.8	7.84	7.17		7.98	7.57	7.36	7.72
4/16/2018									
4/17/2018	7.24				7.29	7.82	7.5	7.28	7.57
4/19/2018		7.54	7.69	7.27					
10/1/2018	7.36				7.68			7.33	7.59
10/2/2018									
10/3/2018		7.68	7.7	7.09					
10/4/2018						7.87	7.49		
10/5/2018									
4/1/2019	7.41	7.76						7.4	7.64
4/2/2019			7.8	7.34	7.47	7.73	7.24		
4/3/2019									
5/7/2019									
5/9/2019	7.33								
9/16/2019									
9/17/2019	7.62		7.8	7.65				7.55	8.07
9/18/2019		7.69			7.53	7.85	7.52		
10/8/2019									

Time Series

Constituent: pH (pH) Analysis Run 7/23/2020 12:36 PM View: Time Series

Plant Gaston Client: Southern Company Data: Gaston Ash Pond

	GN-AP-MW-1	GN-AP-MW-2 (bg)	GN-AP-MW-3 (bg)	GN-AP-MW-4	GN-AP-MW-5	GN-AP-MW-6	GN-AP-MW-7	GN-AP-MW-8	GN-AP-MW-9
2/17/2020									7.75
2/18/2020				7.34					
2/19/2020			7.8						
2/25/2020								7.39	
2/26/2020					7.47	7.8	7.51		

Time Series

Constituent: pH (pH) Analysis Run 7/23/2020 12:36 PM View: Time Series

Plant Gaston Client: Southern Company Data: Gaston Ash Pond

	GN-AP-MW-10	GN-AP-MW-11	GN-AP-MW-12	GN-AP-MW-13	GN-AP-MW-14	GN-AP-MW-15R	GN-AP-MW-16	GN-AP-MW-17	GN-AP-MW-18
3/28/2016					7.34	7.43			
3/29/2016							8.15	9.66	6.95
3/30/2016	7.45	7.63	7.39	7.27					
4/4/2016									
5/17/2016	7.68				7.22		8.18	9.56	6.87
5/18/2016		7.64	7.34	7.37					
5/19/2016						7.43			
5/23/2016									
7/11/2016					7.32	7.58			
7/12/2016									
7/13/2016	7.71	7.84	7.52						
7/14/2016				7.51			8.23	9.63	
7/18/2016									6.85
8/22/2016						7.56			
9/12/2016			7.39	7.39					
9/13/2016	7.53	7.69			7.35		8.25	9.57	
9/14/2016						7.52			6.9
11/14/2016		7.7	7.42	7.37			8.31		6.89
11/15/2016	7.53				7.32	7.57			
11/16/2016								9.59	
1/3/2017						7.62			
2/27/2017					7.38	7.52			
2/28/2017	7.58	7.79	7.46	7.32			8.31	9.56	6.83
3/1/2017									
5/22/2017	7.51	7.72				7.52			
5/23/2017									
5/24/2017			7.39	7.44	7.41		8.22	9.71	6.87
6/19/2017	7.53	7.73					8.18	9.67	6.89
6/20/2017						7.46			
6/21/2017			7.36	7.39	7.26				
8/14/2017	7.52	7.67	7.36	7.39		7.57	8.32	9.62	6.89
8/15/2017					7.33				
8/16/2017									
1/9/2018		7.82	7.45	7.5	7.5	7.64	8.21	9.77	6.95
1/10/2018	7.64								
4/16/2018	7.54	7.71	7.36						
4/17/2018									
4/19/2018				7.38	7.48	7.51	8.28	9.59	6.89
10/1/2018							8.14	9.48	6.89
10/2/2018	7.54								
10/3/2018									
10/4/2018		7.71	7.37						
10/5/2018				7.25	7.05	7.33			
4/1/2019									
4/2/2019									
4/3/2019	7.6	7.75	7.37	7.41	7.43	7.7	8.3	9.56	6.9
5/7/2019						7.57			
5/9/2019									
9/16/2019	7.6	7.71	7.44				7.94		
9/17/2019				7.45	7.3			9.18	
9/18/2019						7.5			6.86
10/8/2019	7.59	7.74							

Time Series

Constituent: pH (pH) Analysis Run 7/23/2020 12:36 PM View: Time Series

Plant Gaston Client: Southern Company Data: Gaston Ash Pond

	GN-AP-MW-10	GN-AP-MW-11	GN-AP-MW-12	GN-AP-MW-13	GN-AP-MW-14	GN-AP-MW-15R	GN-AP-MW-16	GN-AP-MW-17	GN-AP-MW-18
2/17/2020	7.61	7.74							
2/18/2020			7.42						
2/19/2020				7.42	7.52				
2/25/2020						7.64	8.38		6.89
2/26/2020								9.61	

Time Series

Constituent: pH (pH) Analysis Run 7/23/2020 12:36 PM View: Time Series

Plant Gaston Client: Southern Company Data: Gaston Ash Pond

	GN-AP-MW-19	GN-AP-MW-20	GN-AP-MW-21	GN-AP-MW-22
3/28/2016	7.24			
3/29/2016		7.96		
3/30/2016				
4/4/2016				
5/17/2016				
5/18/2016	7.5	7.88		
5/19/2016				
5/23/2016				
7/11/2016				
7/12/2016				
7/13/2016	7.63	7.92	7.83	
7/14/2016				7.74
7/18/2016				
8/22/2016			7.86	7.55
9/12/2016				
9/13/2016	7.53		7.75	7.63
9/14/2016		7.85		
11/14/2016		7.84		
11/15/2016			7.66	7.74
11/16/2016	7.55			
1/3/2017			7.57	7.69
2/27/2017	7.53			
2/28/2017		7.81		
3/1/2017			7.53	7.47
5/22/2017	7.5			
5/23/2017			7.78	7.5
5/24/2017		7.65		
6/19/2017		7.79		
6/20/2017			7.82	7.37
6/21/2017	7.51			
8/14/2017	7.43	7.82		
8/15/2017			7.73	7.26
8/16/2017				
1/9/2018		7.87		7.49
1/10/2018	7.5		7.67	
4/16/2018				
4/17/2018			7.66	7.33
4/19/2018	7.5	7.85		
10/1/2018		7.82		
10/2/2018	7.57			
10/3/2018				
10/4/2018			7.51	7.47
10/5/2018				
4/1/2019	7.58			
4/2/2019			7.67	7.33
4/3/2019		7.45		
5/7/2019				
5/9/2019				
9/16/2019				
9/17/2019				
9/18/2019	7.6	7.9	7.15	7.21
10/8/2019				

Time Series

Constituent: pH (pH) Analysis Run 7/23/2020 12:36 PM View: Time Series

Plant Gaston Client: Southern Company Data: Gaston Ash Pond

	GN-AP-MW-19	GN-AP-MW-20	GN-AP-MW-21	GN-AP-MW-22
2/17/2020				
2/18/2020	7.64			
2/19/2020				
2/25/2020		7.9		
2/26/2020			7.43	7.33

Time Series

Constituent: pH (pH) Analysis Run 7/23/2020 12:36 PM View: Time Series

Plant Gaston Client: Southern Company Data: Gaston Ash Pond

	GN-AP-MW-16V	GN-AP-MW-17SV	GN-AP-MW-17V	GN-AP-MW-20SV	GN-AP-MW-20V	GN-AP-MW-23D	GN-AP-MW-23S	GN-AP-MW-26	GN-AP-MW-27
12/5/2018						8.29	7.18		6.82
12/6/2018								7.23	
12/13/2018				7.23					
12/17/2018		7.16							
1/2/2019				6.85		8.04	7.2		
1/3/2019								7.57	6.76
2/25/2019	8.67								
2/26/2019									
2/27/2019			8.78		8.45				
5/7/2019				7.11					
9/16/2019	8.32								
9/17/2019			8.66				6.88		
9/18/2019		7.13		7.14	8.32	7.72		7.49	6.68
9/26/2019									
2/19/2020						7.92	7.36	7.54	
2/25/2020	8.61			7.16	8.31				6.7
2/26/2020		7.55	8.84						
4/29/2020									

Time Series

Constituent: pH (pH) Analysis Run 7/23/2020 12:36 PM View: Time Series

Plant Gaston Client: Southern Company Data: Gaston Ash Pond

	GN-AP-MW-28H	GN-AP-MW-29H	GN-AP-MW-30H	GN-AP-MW-34V	GN-AP-MW-33V	GN-AP-MW-32V	GN-AP-MW-31VR	GN-AP-MW-36V	GN-AP-MW-35V
12/5/2018									
12/6/2018									
12/13/2018									
12/17/2018									
1/2/2019									
1/3/2019									
2/25/2019									
2/26/2019	8.31	8.61							
2/27/2019									
5/7/2019									
9/16/2019	8.22								
9/17/2019									
9/18/2019									
9/26/2019		8.47							
2/19/2020			7.22	8.09					
2/25/2020	8.32	8.48			7.72				
2/26/2020						8.01			
4/29/2020							7.68	8.05	7.71

Time Series

Constituent: pH (pH) Analysis Run 7/23/2020 12:36 PM View: Time Series

Plant Gaston Client: Southern Company Data: Gaston Ash Pond

	GN-AP-MW-37V
12/5/2018	
12/6/2018	
12/13/2018	
12/17/2018	
1/2/2019	
1/3/2019	
2/25/2019	
2/26/2019	
2/27/2019	
5/7/2019	
9/16/2019	
9/17/2019	
9/18/2019	
9/26/2019	
2/19/2020	
2/25/2020	
2/26/2020	
4/29/2020	7.94

Time Series

Constituent: Selenium (mg/L) Analysis Run 7/23/2020 12:36 PM View: Time Series

Plant Gaston Client: Southern Company Data: Gaston Ash Pond

	GN-AP-MW-1	GN-AP-MW-2 (bg)	GN-AP-MW-3 (bg)	GN-AP-MW-4	GN-AP-MW-5	GN-AP-MW-6	GN-AP-MW-7	GN-AP-MW-8	GN-AP-MW-9
3/28/2016		<0.01	<0.01						
3/29/2016	<0.01							<0.01	
3/30/2016				<0.01	<0.01	<0.01	<0.01		
4/4/2016									<0.01
5/17/2016			<0.01	<0.01					
5/18/2016		<0.01							
5/19/2016	<0.01					<0.01	<0.01		
5/23/2016					<0.01			<0.01	<0.01
7/11/2016		<0.01	<0.01	<0.01					
7/12/2016	<0.01							<0.01	<0.01
7/13/2016						<0.01	<0.01		
7/14/2016					<0.01				
7/18/2016									
8/22/2016									
9/12/2016									
9/13/2016	<0.01				<0.01	<0.01	<0.01	<0.01	<0.01
9/14/2016		<0.01	<0.01	<0.01					
11/14/2016									
11/15/2016	<0.01				<0.01	<0.01	<0.01	<0.01	<0.01
11/16/2016		<0.01	<0.01	<0.01					
1/3/2017									
2/27/2017									
2/28/2017	<0.01			<0.01				<0.01	<0.01
3/1/2017		<0.01	<0.01		<0.01	<0.01	<0.01		
5/22/2017									
5/23/2017	<0.01	<0.01	<0.01		<0.01	<0.01	<0.01		
5/24/2017				<0.01				<0.01	<0.01
6/19/2017	<0.01	<0.01	<0.01						
6/20/2017					<0.01	<0.01	<0.01	<0.01	<0.01
6/21/2017				<0.01					
1/9/2018					<0.01				
1/10/2018	<0.01	<0.01	<0.01	<0.01		<0.01	<0.01	<0.01	<0.01
4/16/2018									
4/17/2018	<0.01				<0.01	<0.01	<0.01	<0.01	<0.01
4/19/2018		<0.01	<0.01	<0.01					
10/1/2018	<0.01				<0.01			<0.01	<0.01
10/2/2018									
10/3/2018		<0.01	<0.01	<0.01					
10/4/2018						<0.01	<0.01		
10/5/2018									
4/1/2019	<0.01	<0.01						<0.01	<0.01
4/2/2019			<0.01	<0.01	<0.01	<0.01	<0.01		
4/3/2019									
5/7/2019									
9/16/2019									
9/17/2019	<0.01		<0.01	<0.01				<0.01	<0.01
9/18/2019		<0.01			<0.01	<0.01	<0.01		
2/17/2020									<0.01
2/18/2020				<0.01					
2/19/2020			<0.01						
2/25/2020								<0.01	
2/26/2020					<0.01	<0.01	<0.01		

Time Series

Constituent: Selenium (mg/L) Analysis Run 7/23/2020 12:36 PM View: Time Series

Plant Gaston Client: Southern Company Data: Gaston Ash Pond

	GN-AP-MW-10	GN-AP-MW-11	GN-AP-MW-12	GN-AP-MW-13	GN-AP-MW-14	GN-AP-MW-15R	GN-AP-MW-16	GN-AP-MW-17	GN-AP-MW-18
3/28/2016					<0.01	<0.01			
3/29/2016							<0.01	<0.01	<0.01
3/30/2016	<0.01	<0.01	<0.01	<0.01					
4/4/2016									
5/17/2016	<0.01				<0.01		<0.01	<0.01	<0.01
5/18/2016		<0.01	<0.01	<0.01					
5/19/2016						<0.01			
5/23/2016									
7/11/2016					<0.01	<0.01			
7/12/2016									
7/13/2016	<0.01	<0.01	<0.01						
7/14/2016				<0.01			<0.01	<0.01	
7/18/2016									<0.01
8/22/2016						<0.01			
9/12/2016			<0.01	<0.01					
9/13/2016	<0.01	<0.01			<0.01		<0.01	<0.01	
9/14/2016						<0.01			<0.01
11/14/2016		<0.01	<0.01	<0.01			<0.01		<0.01
11/15/2016	<0.01				<0.01	<0.01			
11/16/2016								<0.01	
1/3/2017						<0.01			
2/27/2017					<0.01	<0.01			
2/28/2017	<0.01	<0.01	<0.01	<0.01			<0.01	<0.01	<0.01
3/1/2017									
5/22/2017	<0.01	<0.01				<0.01			
5/23/2017									
5/24/2017			<0.01	<0.01	<0.01		<0.01	<0.01	<0.01
6/19/2017	<0.01	<0.01					<0.01	<0.01	<0.01
6/20/2017						<0.01			
6/21/2017			<0.01	<0.01	<0.01				
1/9/2018		<0.01	<0.01	<0.01	<0.01	<0.01	<0.01	<0.01	<0.01
1/10/2018	<0.01								
4/16/2018	<0.01	<0.01	<0.01						
4/17/2018									
4/19/2018				<0.01	<0.01	<0.01	<0.01	<0.01	<0.01
10/1/2018							<0.01	<0.01	<0.01
10/2/2018	<0.01								
10/3/2018									
10/4/2018		<0.01	<0.01						
10/5/2018				<0.01	<0.01	<0.01			
4/1/2019									
4/2/2019									
4/3/2019	<0.01	<0.01	<0.01	<0.01	<0.01	<0.01	<0.01	<0.01	<0.01
5/7/2019						<0.01			
9/16/2019	<0.01	<0.01	<0.01				<0.01		
9/17/2019				<0.01	<0.01			<0.01	
9/18/2019						<0.01			<0.01
2/17/2020	<0.01	<0.01							
2/18/2020			<0.01						
2/19/2020				<0.01	<0.01				
2/25/2020						<0.01	<0.01		<0.01
2/26/2020								<0.01	

Time Series

Constituent: Selenium (mg/L) Analysis Run 7/23/2020 12:36 PM View: Time Series

Plant Gaston Client: Southern Company Data: Gaston Ash Pond

	GN-AP-MW-19	GN-AP-MW-20	GN-AP-MW-21	GN-AP-MW-22
3/28/2016	<0.01			
3/29/2016		<0.01		
3/30/2016				
4/4/2016				
5/17/2016				
5/18/2016	<0.01	<0.01		
5/19/2016				
5/23/2016				
7/11/2016				
7/12/2016				
7/13/2016	<0.01	<0.01	<0.01	
7/14/2016				<0.01
7/18/2016				
8/22/2016			<0.01	<0.01
9/12/2016				
9/13/2016	<0.01		<0.01	<0.01
9/14/2016		<0.01		
11/14/2016		<0.01		
11/15/2016			<0.01	<0.01
11/16/2016	<0.01			
1/3/2017			<0.01	<0.01
2/27/2017	<0.01			
2/28/2017		<0.01		
3/1/2017			<0.01	<0.01
5/22/2017	<0.01			
5/23/2017			<0.01	<0.01
5/24/2017		<0.01		
6/19/2017		<0.01		
6/20/2017			<0.01	<0.01
6/21/2017	<0.01			
1/9/2018		<0.01		<0.01
1/10/2018	<0.01		<0.01	
4/16/2018				
4/17/2018			<0.01	<0.01
4/19/2018	<0.01	<0.01		
10/1/2018		<0.01		
10/2/2018	<0.01			
10/3/2018				
10/4/2018			<0.01	<0.01
10/5/2018				
4/1/2019	<0.01			
4/2/2019			<0.01	<0.01
4/3/2019		<0.01		
5/7/2019				
9/16/2019				
9/17/2019				
9/18/2019	<0.01	<0.01	<0.01	<0.01
2/17/2020				
2/18/2020	<0.01			
2/19/2020				
2/25/2020		<0.01		
2/26/2020			<0.01	<0.01

Time Series

Constituent: Selenium (mg/L) Analysis Run 7/23/2020 12:36 PM View: Time Series

Plant Gaston Client: Southern Company Data: Gaston Ash Pond

	GN-AP-MW-16V	GN-AP-MW-17SV	GN-AP-MW-17V	GN-AP-MW-20SV	GN-AP-MW-20V	GN-AP-MW-23D	GN-AP-MW-23S	GN-AP-MW-26	GN-AP-MW-27
12/5/2018						<0.01	<0.01		<0.01
12/6/2018								<0.01	
12/13/2018				<0.01					
12/17/2018		<0.01							
2/25/2019	<0.01								
2/26/2019									
2/27/2019			<0.01		<0.01				
9/16/2019	<0.01								
9/17/2019			<0.01				<0.01		
9/18/2019		<0.01		<0.01	<0.01	<0.01		<0.01	<0.01
9/26/2019									
10/22/2019									
2/19/2020						<0.01	<0.01	<0.01	
2/25/2020	<0.01			<0.01	<0.01				<0.01
2/26/2020		<0.01	<0.01						
4/29/2020									

Time Series

Constituent: Selenium (mg/L) Analysis Run 7/23/2020 12:36 PM View: Time Series

Plant Gaston Client: Southern Company Data: Gaston Ash Pond

	GN-AP-MW-28H	GN-AP-MW-29H	GN-AP-MW-30H	GN-AP-MW-34V	GN-AP-MW-33V	GN-AP-MW-32V	GN-AP-MW-31VR	GN-AP-MW-36V	GN-AP-MW-35V
12/5/2018									
12/6/2018									
12/13/2018									
12/17/2018									
2/25/2019									
2/26/2019	<0.01	<0.01							
2/27/2019									
9/16/2019	<0.01								
9/17/2019		<0.01							
9/18/2019									
9/26/2019		<0.01							
10/22/2019			<0.01						
2/19/2020			<0.01	<0.01					
2/25/2020	<0.01	<0.01			<0.01				
2/26/2020						<0.01			
4/29/2020							<0.01	<0.01	<0.01

Time Series

Constituent: Selenium (mg/L) Analysis Run 7/23/2020 12:36 PM View: Time Series

Plant Gaston Client: Southern Company Data: Gaston Ash Pond

	GN-AP-MW-37V
12/5/2018	
12/6/2018	
12/13/2018	
12/17/2018	
2/25/2019	
2/26/2019	
2/27/2019	
9/16/2019	
9/17/2019	
9/18/2019	
9/26/2019	
10/22/2019	
2/19/2020	
2/25/2020	
2/26/2020	
4/29/2020	<0.01

Sanitas™ v.9.6.24 Sanitas software licensed to Southern Company. UG
Hollow symbols indicate censored values.

Time Series

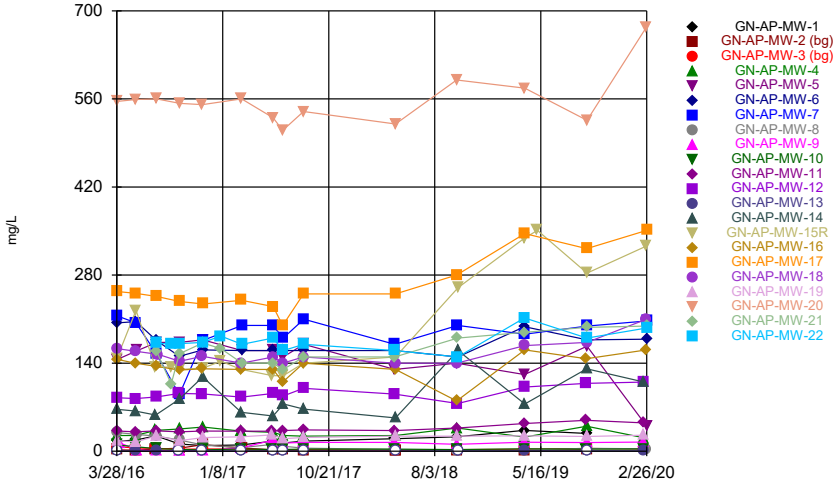

Constituent: Sulfate Analysis Run 7/23/2020 11:30 AM View: Time Series
Plant Gaston Client: Southern Company Data: Gaston Ash Pond

Sanitas™ v.9.6.24 Sanitas software licensed to Southern Company. UG

Time Series

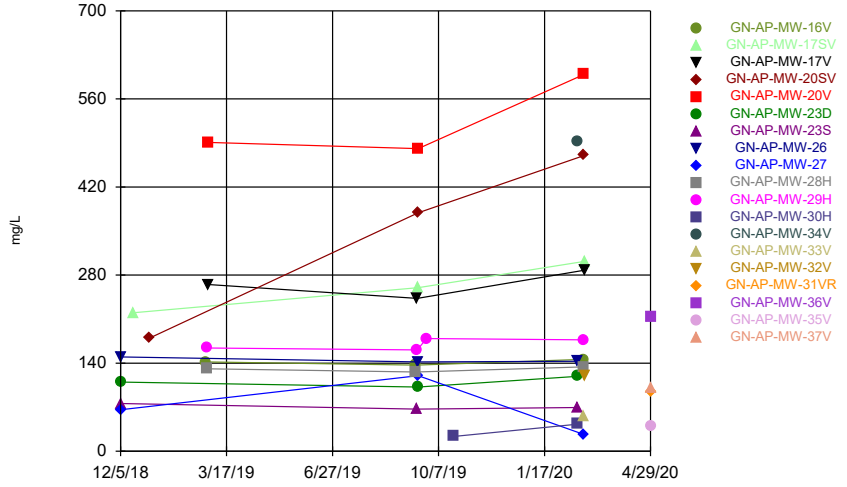

Constituent: Sulfate Analysis Run 7/23/2020 11:30 AM View: Time Series
Plant Gaston Client: Southern Company Data: Gaston Ash Pond

Sanitas™ v.9.6.24 Sanitas software licensed to Southern Company. UG

Time Series

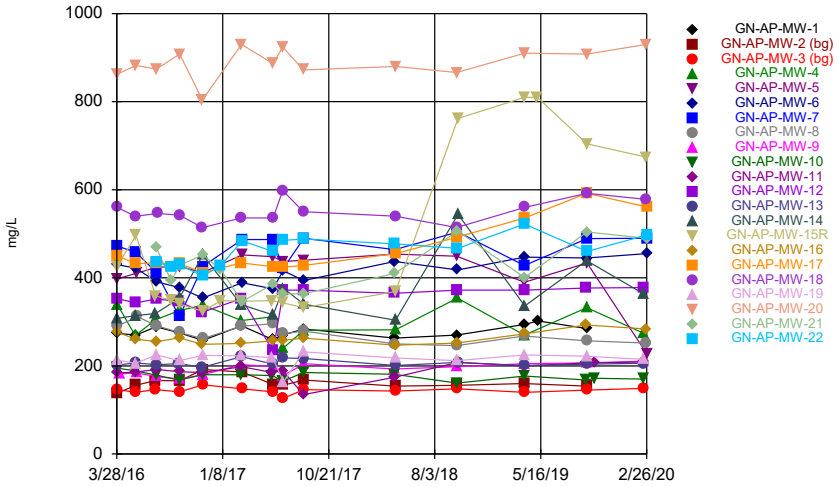

Constituent: TDS Analysis Run 7/23/2020 11:30 AM View: Time Series
Plant Gaston Client: Southern Company Data: Gaston Ash Pond

Sanitas™ v.9.6.24 Sanitas software licensed to Southern Company. UG

Time Series

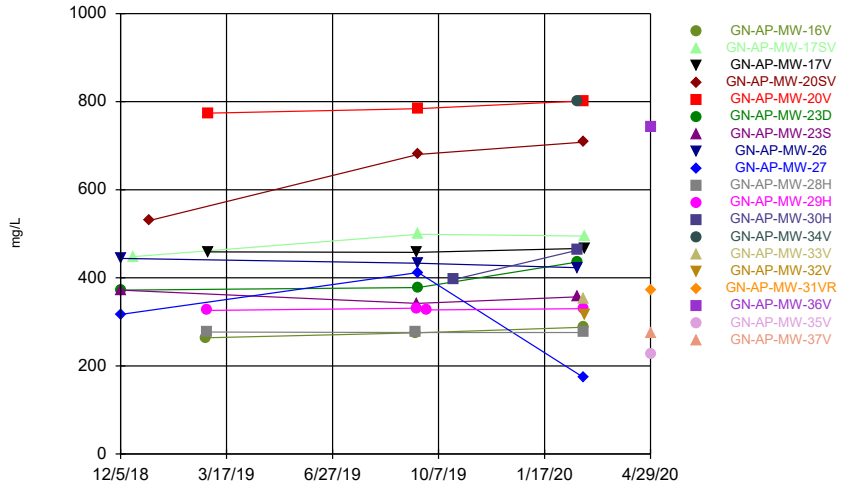

Constituent: TDS Analysis Run 7/23/2020 11:30 AM View: Time Series
Plant Gaston Client: Southern Company Data: Gaston Ash Pond

Time Series

Constituent: Sulfate (mg/L) Analysis Run 7/23/2020 12:36 PM View: Time Series

Plant Gaston Client: Southern Company Data: Gaston Ash Pond

	GN-AP-MW-1	GN-AP-MW-2 (bg)	GN-AP-MW-3 (bg)	GN-AP-MW-4	GN-AP-MW-5	GN-AP-MW-6	GN-AP-MW-7	GN-AP-MW-8	GN-AP-MW-9
3/28/2016		2.09	7.57						
3/29/2016	15.9							29.9	
3/30/2016				24.9	146	204	215		
4/4/2016									13.5
5/17/2016			5.12	25.1					
5/18/2016		1.92							
5/19/2016	18					206	204		
5/23/2016					160			26.5	1.78
7/11/2016		3.41	4.63	33.2					
7/12/2016	24.6							24.3	0.915 (J)
7/13/2016						176	155		
7/14/2016					173				
7/18/2016									
8/22/2016									
9/12/2016									
9/13/2016	11.6				173	151	89.8	17.8	<1
9/14/2016		4.94	3.19	35.5					
11/14/2016									
11/15/2016	9.07				177	161	176	10.1	0.96 (J)
11/16/2016		10.5	3.71	38.5					
1/3/2017									
2/27/2017									
2/28/2017	10			32				5.8	5.5
3/1/2017		5.1	3.4 (J)		160	160	200		
5/22/2017									
5/23/2017	16	2.3 (J)	2 (J)		160	160	200		
5/24/2017				30				11	18
6/19/2017	13	2.1 (J)	2.5 (J)						
6/20/2017					150	160	180	7.9	13
6/21/2017				25					
8/14/2017									
8/15/2017	16	1.7 (J)	2.4 (J)	24	170	160	210	5	
8/16/2017									14
4/16/2018									
4/17/2018	20				130	160	170	2.9 (J)	14
4/19/2018		<1	1.9 (J)	25					
10/1/2018	23				140			<1	11
10/2/2018									
10/3/2018		1.7 (J)	2.7 (J)	37					
10/4/2018						150	200		
10/5/2018									
4/1/2019	33.1	1.87						1.8	14.3
4/2/2019			3.24	22.4	122	198	186		
4/3/2019									
5/7/2019									
9/16/2019									
9/17/2019	28.3		4.51	39.8				4.62	13.9
9/18/2019		2.39			167	177	199		
2/17/2020									14.7
2/18/2020				21.4					
2/19/2020			3.73						
2/25/2020								3.89	

Time Series

Constituent: Sulfate (mg/L) Analysis Run 7/23/2020 12:36 PM View: Time Series

Plant Gaston Client: Southern Company Data: Gaston Ash Pond

	GN-AP-MW-1	GN-AP-MW-2 (bg)	GN-AP-MW-3 (bg)	GN-AP-MW-4	GN-AP-MW-5	GN-AP-MW-6	GN-AP-MW-7	GN-AP-MW-8	GN-AP-MW-9
2/26/2020					39.8	178	207		

Time Series

Constituent: Sulfate (mg/L) Analysis Run 7/23/2020 12:36 PM View: Time Series

Plant Gaston Client: Southern Company Data: Gaston Ash Pond

	GN-AP-MW-10	GN-AP-MW-11	GN-AP-MW-12	GN-AP-MW-13	GN-AP-MW-14	GN-AP-MW-15R	GN-AP-MW-16	GN-AP-MW-17	GN-AP-MW-18
3/28/2016					66.6	147			
3/29/2016							146	254	163
3/30/2016	9.91	32.2	85	<1					
4/4/2016									
5/17/2016	7.27				63.9		140	251	159
5/18/2016		30.8	83.8	0.492 (J)					
5/19/2016						224			
5/23/2016									
7/11/2016					57.6	133			
7/12/2016									
7/13/2016	4.11	32.4	86.2						
7/14/2016				0.38 (J)			135	246	
7/18/2016									154
8/22/2016						134			
9/12/2016			91.8	<1					
9/13/2016	2.86	30.9			82.8		129	238	
9/14/2016						130			143
11/14/2016		32.1	91.2	<1			131		151
11/15/2016	2.16				118	132			
11/16/2016								234	
1/3/2017						143			
2/27/2017					62 (J)	130			
2/28/2017	3.7 (J)	32	86	<1			130	240	140
3/1/2017									
5/22/2017	2.6 (J)	32				120			
5/23/2017									
5/24/2017			92	<1	56		130	230	150
6/19/2017	2.8 (J)	33					110	200	140
6/20/2017						120			
6/21/2017			88	<1	75				
8/14/2017	3.4 (J)	34	100	<1		140	140	250	150
8/15/2017					67				
8/16/2017									
4/16/2018	3.4 (J)	33	91						
4/17/2018									
4/19/2018				<1	53	150	130	250	140
10/1/2018							80	280	140
10/2/2018	2.6 (J)								
10/3/2018									
10/4/2018		37	76						
10/5/2018				<1	160	260			
4/1/2019									
4/2/2019									
4/3/2019	3.85	44.2	102	0.925 (J)	75.2	339	161	346	168
5/7/2019						351			
9/16/2019	3.39	49.2	108				147		
9/17/2019				<1	131			322	
9/18/2019						283			173
2/17/2020	3.56	45.2							
2/18/2020			110						
2/19/2020				0.571 (J)	110				
2/25/2020						326	161		210

Time Series

Constituent: Sulfate (mg/L) Analysis Run 7/23/2020 12:36 PM View: Time Series

Plant Gaston Client: Southern Company Data: Gaston Ash Pond

	GN-AP-MW-10	GN-AP-MW-11	GN-AP-MW-12	GN-AP-MW-13	GN-AP-MW-14	GN-AP-MW-15R	GN-AP-MW-16	GN-AP-MW-17	GN-AP-MW-18
2/26/2020								351	

Time Series

Constituent: Sulfate (mg/L) Analysis Run 7/23/2020 12:36 PM View: Time Series

Plant Gaston Client: Southern Company Data: Gaston Ash Pond

	GN-AP-MW-19	GN-AP-MW-20	GN-AP-MW-21	GN-AP-MW-22
3/28/2016	16.8			
3/29/2016		556		
3/30/2016				
4/4/2016				
5/17/2016				
5/18/2016	14.9	559		
5/19/2016				
5/23/2016				
7/11/2016				
7/12/2016				
7/13/2016	24.2	560	159	
7/14/2016				172
7/18/2016				
8/22/2016			107	170
9/12/2016				
9/13/2016	16.8		155	171
9/14/2016		553		
11/14/2016		551		
11/15/2016			172	173
11/16/2016	21.7			
1/3/2017			163	183
2/27/2017	23			
2/28/2017		560		
3/1/2017			140	170
5/22/2017	26			
5/23/2017			140	180
5/24/2017		530		
6/19/2017		510		
6/20/2017			130	160
6/21/2017	20			
8/14/2017	22	540		
8/15/2017			150	170
8/16/2017				
4/16/2018				
4/17/2018			150	160
4/19/2018	24	520		
10/1/2018		590		
10/2/2018	24			
10/3/2018				
10/4/2018			180	150
10/5/2018				
4/1/2019	24.4			
4/2/2019			189	212
4/3/2019		577		
5/7/2019				
9/16/2019				
9/17/2019				
9/18/2019	23.6	526	197	180
2/17/2020				
2/18/2020	25.6			
2/19/2020				
2/25/2020		674		

Time Series

Constituent: Sulfate (mg/L) Analysis Run 7/23/2020 12:36 PM View: Time Series

Plant Gaston Client: Southern Company Data: Gaston Ash Pond

	GN-AP-MW-19	GN-AP-MW-20	GN-AP-MW-21	GN-AP-MW-22
2/26/2020			199	196

Time Series

Constituent: Sulfate (mg/L) Analysis Run 7/23/2020 12:36 PM View: Time Series

Plant Gaston Client: Southern Company Data: Gaston Ash Pond

	GN-AP-MW-16V	GN-AP-MW-17SV	GN-AP-MW-17V	GN-AP-MW-20SV	GN-AP-MW-20V	GN-AP-MW-23D	GN-AP-MW-23S	GN-AP-MW-26	GN-AP-MW-27
12/5/2018						110	76		66
12/6/2018								150	
12/17/2018		220							
1/2/2019				180					
2/25/2019	142								
2/26/2019									
2/27/2019			265		491				
9/16/2019	137								
9/17/2019			243				67.1		
9/18/2019		260		379	481	102		142	120
9/26/2019									
10/22/2019									
2/19/2020						119	69.4	143	
2/25/2020	146			470	599				26.5
2/26/2020		302	288						
4/29/2020									

Time Series

Constituent: Sulfate (mg/L) Analysis Run 7/23/2020 12:36 PM View: Time Series

Plant Gaston Client: Southern Company Data: Gaston Ash Pond

	GN-AP-MW-28H	GN-AP-MW-29H	GN-AP-MW-30H	GN-AP-MW-34V	GN-AP-MW-33V	GN-AP-MW-32V	GN-AP-MW-31VR	GN-AP-MW-36V	GN-AP-MW-35V
12/5/2018									
12/6/2018									
12/17/2018									
1/2/2019									
2/25/2019									
2/26/2019	131	164							
2/27/2019									
9/16/2019	126								
9/17/2019		161							
9/18/2019									
9/26/2019		179							
10/22/2019			23.4						
2/19/2020			43.2	492					
2/25/2020	134	177			55.5				
2/26/2020						119			
4/29/2020							93.9	214	39

Time Series

Constituent: Sulfate (mg/L) Analysis Run 7/23/2020 12:36 PM View: Time Series

Plant Gaston Client: Southern Company Data: Gaston Ash Pond

	GN-AP-MW-37V
12/5/2018	
12/6/2018	
12/17/2018	
1/2/2019	
2/25/2019	
2/26/2019	
2/27/2019	
9/16/2019	
9/17/2019	
9/18/2019	
9/26/2019	
10/22/2019	
2/19/2020	
2/25/2020	
2/26/2020	
4/29/2020	99.9

Time Series

Constituent: TDS (mg/L) Analysis Run 7/23/2020 12:36 PM View: Time Series

Plant Gaston Client: Southern Company Data: Gaston Ash Pond

	GN-AP-MW-1	GN-AP-MW-2 (bg)	GN-AP-MW-3 (bg)	GN-AP-MW-4	GN-AP-MW-5	GN-AP-MW-6	GN-AP-MW-7	GN-AP-MW-8	GN-AP-MW-9
3/28/2016		138	147						
3/29/2016	274							290	
3/30/2016				339	398	430	472		
4/4/2016									182
5/17/2016			140	269					
5/18/2016		156							
5/19/2016	270					422	458		
5/23/2016					411			312	184
7/11/2016		167	146	305					
7/12/2016	289							292	176
7/13/2016						391	412		
7/14/2016					424				
7/18/2016									
8/22/2016									
9/12/2016									
9/13/2016	275				426	378	312	276	170
9/14/2016		166	141	326					
11/14/2016									
11/15/2016	258				412	354	426	262	180
11/16/2016		192	157	338					
1/3/2017									
2/27/2017									
2/28/2017	291			303				290	203
3/1/2017		186	148		452	389	487		
5/22/2017									
5/23/2017	260	158	141		448	375	487		
5/24/2017				312				296	199
6/19/2017	270	156	126						
6/20/2017					437	416	421	273	178
6/21/2017				241					
8/14/2017									
8/15/2017	284	168	146	281	440	394	490	279	
8/16/2017									205
4/16/2018									
4/17/2018	263				454	437	464	250	193
4/19/2018		154	143	282					
10/1/2018	270				449			246	198
10/2/2018									
10/3/2018		156	148	354					
10/4/2018						418	504		
10/5/2018									
4/1/2019	294	160						268	205
4/2/2019			140	270	390	447	428		
4/3/2019									
5/7/2019									
5/9/2019	302								
9/16/2019									
9/17/2019	285		145	332				257	207
9/18/2019		154			434	445	489		
10/8/2019									
2/17/2020									211
2/18/2020				274					

Time Series

Constituent: TDS (mg/L) Analysis Run 7/23/2020 12:36 PM View: Time Series

Plant Gaston Client: Southern Company Data: Gaston Ash Pond

	GN-AP-MW-1	GN-AP-MW-2 (bg)	GN-AP-MW-3 (bg)	GN-AP-MW-4	GN-AP-MW-5	GN-AP-MW-6	GN-AP-MW-7	GN-AP-MW-8	GN-AP-MW-9
2/19/2020			149						
2/25/2020								252	
2/26/2020					228	455	490		

Time Series

Constituent: TDS (mg/L) Analysis Run 7/23/2020 12:36 PM View: Time Series

Plant Gaston Client: Southern Company Data: Gaston Ash Pond

	GN-AP-MW-10	GN-AP-MW-11	GN-AP-MW-12	GN-AP-MW-13	GN-AP-MW-14	GN-AP-MW-15R	GN-AP-MW-16	GN-AP-MW-17	GN-AP-MW-18
3/28/2016					308	426			
3/29/2016							277	451	560
3/30/2016	195	184	353	202					
4/4/2016									
5/17/2016	189				314		261	432	540
5/18/2016		186	343	207					
5/19/2016						496			
5/23/2016									
7/11/2016					319	359			
7/12/2016									
7/13/2016	179	192	352						
7/14/2016				203			255	434	
7/18/2016									546
8/22/2016						349			
9/12/2016			346	205					
9/13/2016	168	187			354		264	432	
9/14/2016						340			542
11/14/2016		185	322	197			249		514
11/15/2016	180				452	324			
11/16/2016								412	
1/3/2017						348			
2/27/2017					339	347			
2/28/2017	180	198	353	221			251	434	536
3/1/2017									
5/22/2017	178	185				348			
5/23/2017									
5/24/2017			234	204	316		257	425	536
6/19/2017	165	189					258	424	598
6/20/2017						343			
6/21/2017			372	218	376				
8/14/2017	185	135	372	217		332	263	428	550
8/15/2017					340				
8/16/2017									
4/16/2018	181	174	365						
4/17/2018									
4/19/2018				201	304	369	247	455	540
10/1/2018							252	492	514
10/2/2018	161								
10/3/2018									
10/4/2018		208	372						
10/5/2018				208	544	762			
4/1/2019									
4/2/2019									
4/3/2019	177	200	372	201	336	810	273	536	560
5/7/2019						810			
5/9/2019									
9/16/2019	168	207	377				293		
9/17/2019				204	439			592	
9/18/2019						704			592
10/8/2019	172	207 (D)							
2/17/2020	170	209							
2/18/2020			378						

Time Series

Constituent: TDS (mg/L) Analysis Run 7/23/2020 12:36 PM View: Time Series

Plant Gaston Client: Southern Company Data: Gaston Ash Pond

	GN-AP-MW-10	GN-AP-MW-11	GN-AP-MW-12	GN-AP-MW-13	GN-AP-MW-14	GN-AP-MW-15R	GN-AP-MW-16	GN-AP-MW-17	GN-AP-MW-18
2/19/2020				206	363				
2/25/2020						674	284		578
2/26/2020								561	

Time Series

Constituent: TDS (mg/L) Analysis Run 7/23/2020 12:36 PM View: Time Series

Plant Gaston Client: Southern Company Data: Gaston Ash Pond

	GN-AP-MW-19	GN-AP-MW-20	GN-AP-MW-21	GN-AP-MW-22
3/28/2016	213			
3/29/2016		862		
3/30/2016				
4/4/2016				
5/17/2016				
5/18/2016	206	882		
5/19/2016				
5/23/2016				
7/11/2016				
7/12/2016				
7/13/2016	225	874	468	
7/14/2016				435
7/18/2016				
8/22/2016			393	426
9/12/2016				
9/13/2016	212		428	430
9/14/2016		908		
11/14/2016		804		
11/15/2016			452	404
11/16/2016	224			
1/3/2017			418	428
2/27/2017	223			
2/28/2017		930		
3/1/2017			346	484
5/22/2017	219			
5/23/2017			386	460
5/24/2017		886		
6/19/2017		924		
6/20/2017			363	485
6/21/2017	164			
8/14/2017	232	872		
8/15/2017			364	488
8/16/2017				
4/16/2018				
4/17/2018			410	477
4/19/2018	218	880		
10/1/2018		866		
10/2/2018	212			
10/3/2018				
10/4/2018			506	467
10/5/2018				
4/1/2019	225			
4/2/2019			401	522
4/3/2019		910		
5/7/2019				
5/9/2019				
9/16/2019				
9/17/2019				
9/18/2019	222	908	504	460
10/8/2019				
2/17/2020				
2/18/2020	215			

Time Series

Constituent: TDS (mg/L) Analysis Run 7/23/2020 12:36 PM View: Time Series

Plant Gaston Client: Southern Company Data: Gaston Ash Pond

	GN-AP-MW-19	GN-AP-MW-20	GN-AP-MW-21	GN-AP-MW-22
2/19/2020				
2/25/2020		930		
2/26/2020			490	497

Time Series

Constituent: TDS (mg/L) Analysis Run 7/23/2020 12:36 PM View: Time Series

Plant Gaston Client: Southern Company Data: Gaston Ash Pond

	GN-AP-MW-16V	GN-AP-MW-17SV	GN-AP-MW-17V	GN-AP-MW-20SV	GN-AP-MW-20V	GN-AP-MW-23D	GN-AP-MW-23S	GN-AP-MW-26	GN-AP-MW-27
12/5/2018						372 (D)	372 (D)		317 (D)
12/6/2018								444	
12/17/2018		448 (D)							
1/2/2019				530					
2/25/2019	264								
2/26/2019									
2/27/2019			459		774				
9/16/2019	275								
9/17/2019			458				342		
9/18/2019		499		680	784	378		433	412
9/26/2019									
10/22/2019									
2/19/2020						436	357	423	
2/25/2020	288			708	802				173
2/26/2020		495	467						
4/29/2020									

Time Series

Constituent: TDS (mg/L) Analysis Run 7/23/2020 12:36 PM View: Time Series

Plant Gaston Client: Southern Company Data: Gaston Ash Pond

	GN-AP-MW-28H	GN-AP-MW-29H	GN-AP-MW-30H	GN-AP-MW-34V	GN-AP-MW-33V	GN-AP-MW-32V	GN-AP-MW-31VR	GN-AP-MW-36V	GN-AP-MW-35V
12/5/2018									
12/6/2018									
12/17/2018									
1/2/2019									
2/25/2019									
2/26/2019	277	326							
2/27/2019									
9/16/2019	276								
9/17/2019		331							
9/18/2019									
9/26/2019		327							
10/22/2019			396						
2/19/2020			463	802					
2/25/2020	276	330			353				
2/26/2020						315			
4/29/2020							373	742	227

Time Series

Constituent: TDS (mg/L) Analysis Run 7/23/2020 12:36 PM View: Time Series

Plant Gaston Client: Southern Company Data: Gaston Ash Pond

	GN-AP-MW-37V
12/5/2018	
12/6/2018	
12/17/2018	
1/2/2019	
2/25/2019	
2/26/2019	
2/27/2019	
9/16/2019	
9/17/2019	
9/18/2019	
9/26/2019	
10/22/2019	
2/19/2020	
2/25/2020	
2/26/2020	
4/29/2020	273

Sanitas™ v.9.6.24 Sanitas software licensed to Southern Company. UG
Hollow symbols indicate censored values.

Time Series

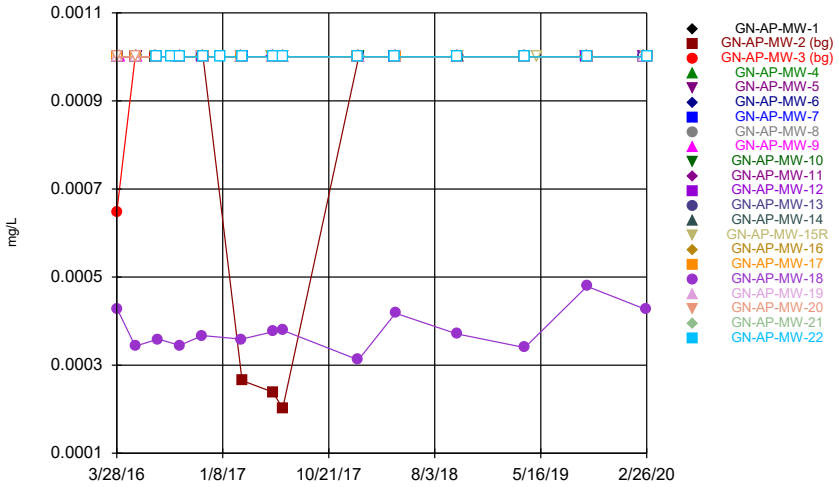

Constituent: Thallium Analysis Run 7/23/2020 11:30 AM View: Time Series
Plant Gaston Client: Southern Company Data: Gaston Ash Pond

Sanitas™ v.9.6.24 Sanitas software licensed to Southern Company. UG
Hollow symbols indicate censored values.

Time Series

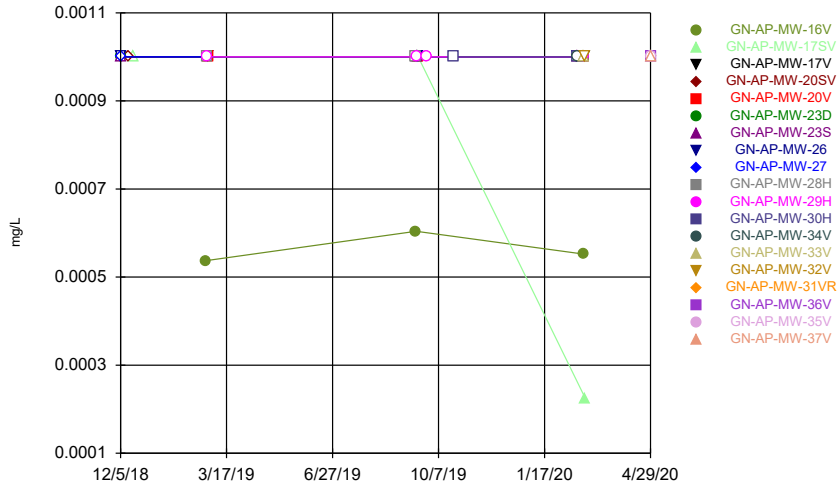

Constituent: Thallium Analysis Run 7/23/2020 11:30 AM View: Time Series
Plant Gaston Client: Southern Company Data: Gaston Ash Pond

Time Series

Constituent: Thallium (mg/L) Analysis Run 7/23/2020 12:36 PM View: Time Series

Plant Gaston Client: Southern Company Data: Gaston Ash Pond

	GN-AP-MW-1	GN-AP-MW-2 (bg)	GN-AP-MW-3 (bg)	GN-AP-MW-4	GN-AP-MW-5	GN-AP-MW-6	GN-AP-MW-7	GN-AP-MW-8	GN-AP-MW-9
3/28/2016		<0.001	0.000648 (J)						
3/29/2016	<0.001							<0.001	
3/30/2016				<0.001	<0.001	<0.001	<0.001		
4/4/2016									<0.001
5/17/2016			<0.001	<0.001					
5/18/2016		<0.001							
5/19/2016	<0.001					<0.001	<0.001		
5/23/2016					<0.001			<0.001	<0.001
7/11/2016		<0.001	<0.001	<0.001					
7/12/2016	<0.001							<0.001	<0.001
7/13/2016						<0.001	<0.001		
7/14/2016					<0.001				
7/18/2016									
8/22/2016									
9/12/2016									
9/13/2016	<0.001				<0.001	<0.001	<0.001	<0.001	<0.001
9/14/2016		<0.001	<0.001	<0.001					
11/14/2016									
11/15/2016	<0.001				<0.001	<0.001	<0.001	<0.001	<0.001
11/16/2016		<0.001	<0.001	<0.001					
1/3/2017									
2/27/2017									
2/28/2017	<0.001			<0.001				<0.001	<0.001
3/1/2017		0.000265 (J)	<0.001		<0.001	<0.001	<0.001		
5/22/2017									
5/23/2017	<0.001	0.000239 (J)	<0.001		<0.001	<0.001	<0.001		
5/24/2017				<0.001				<0.001	<0.001
6/19/2017	<0.001	0.000202 (J)	<0.001						
6/20/2017					<0.001	<0.001	<0.001	<0.001	<0.001
6/21/2017				<0.001					
1/9/2018					<0.001				
1/10/2018	<0.001	<0.001	<0.001	<0.001		<0.001	<0.001	<0.001	<0.001
4/16/2018									
4/17/2018	<0.001				<0.001	<0.001	<0.001	<0.001	<0.001
4/19/2018		<0.001	<0.001	<0.001					
10/1/2018	<0.001				<0.001			<0.001	<0.001
10/2/2018									
10/3/2018		<0.001	<0.001	<0.001					
10/4/2018						<0.001	<0.001		
10/5/2018									
4/1/2019	<0.001	<0.001						<0.001	<0.001
4/2/2019			<0.001	<0.001	<0.001	<0.001	<0.001		
4/3/2019									
5/7/2019									
9/16/2019									
9/17/2019	<0.001		<0.001	<0.001				<0.001	<0.001
9/18/2019		<0.001			<0.001	<0.001	<0.001		
2/17/2020									<0.001
2/18/2020				<0.001					
2/19/2020			<0.001						
2/25/2020								<0.001	
2/26/2020					<0.001	<0.001	<0.001		

Time Series

Constituent: Thallium (mg/L) Analysis Run 7/23/2020 12:36 PM View: Time Series

Plant Gaston Client: Southern Company Data: Gaston Ash Pond

	GN-AP-MW-10	GN-AP-MW-11	GN-AP-MW-12	GN-AP-MW-13	GN-AP-MW-14	GN-AP-MW-15R	GN-AP-MW-16	GN-AP-MW-17	GN-AP-MW-18
3/28/2016					<0.001	<0.001			
3/29/2016							<0.001	<0.001	0.000428 (J)
3/30/2016	<0.001	<0.001	<0.001	<0.001					
4/4/2016									
5/17/2016	<0.001				<0.001		<0.001	<0.001	0.000343 (J)
5/18/2016		<0.001	<0.001	<0.001					
5/19/2016						<0.001			
5/23/2016									
7/11/2016					<0.001	<0.001			
7/12/2016									
7/13/2016	<0.001	<0.001	<0.001						
7/14/2016				<0.001			<0.001	<0.001	
7/18/2016									0.000359 (J)
8/22/2016						<0.001			
9/12/2016			<0.001	<0.001					
9/13/2016	<0.001	<0.001			<0.001		<0.001	<0.001	
9/14/2016						<0.001			0.000345 (J)
11/14/2016		<0.001	<0.001	<0.001			<0.001		0.000367 (J)
11/15/2016	<0.001				<0.001	<0.001			
11/16/2016								<0.001	
1/3/2017						<0.001			
2/27/2017					<0.001	<0.001			
2/28/2017	<0.001	<0.001	<0.001	<0.001			<0.001	<0.001	0.000359 (J)
3/1/2017									
5/22/2017	<0.001	<0.001				<0.001			
5/23/2017									
5/24/2017			<0.001	<0.001	<0.001		<0.001	<0.001	0.000376 (J)
6/19/2017	<0.001	<0.001					<0.001	<0.001	0.000379 (J)
6/20/2017						<0.001			
6/21/2017			<0.001	<0.001	<0.001				
1/9/2018		<0.001	<0.001	<0.001	<0.001	<0.001	<0.001	<0.001	0.000312 (J)
1/10/2018	<0.001								
4/16/2018	<0.001	<0.001	<0.001						
4/17/2018									
4/19/2018				<0.001	<0.001	<0.001	<0.001	<0.001	0.000418 (J)
10/1/2018							<0.001	<0.001	0.000371 (J)
10/2/2018	<0.001								
10/3/2018									
10/4/2018		<0.001	<0.001						
10/5/2018				<0.001	<0.001	<0.001			
4/1/2019									
4/2/2019									
4/3/2019	<0.001	<0.001	<0.001	<0.001	<0.001	<0.001	<0.001	<0.001	0.00034 (J)
5/7/2019						<0.001			
9/16/2019	<0.001	<0.001	<0.001				<0.001		
9/17/2019				<0.001	<0.001			<0.001	
9/18/2019						<0.001			0.000479 (J)
2/17/2020	<0.001	<0.001							
2/18/2020			<0.001						
2/19/2020				<0.001	<0.001				
2/25/2020						<0.001	<0.001		0.000426 (J)
2/26/2020								<0.001	

Time Series

Constituent: Thallium (mg/L) Analysis Run 7/23/2020 12:36 PM View: Time Series

Plant Gaston Client: Southern Company Data: Gaston Ash Pond

	GN-AP-MW-19	GN-AP-MW-20	GN-AP-MW-21	GN-AP-MW-22
3/28/2016	<0.001			
3/29/2016		<0.001		
3/30/2016				
4/4/2016				
5/17/2016				
5/18/2016	<0.001	<0.001		
5/19/2016				
5/23/2016				
7/11/2016				
7/12/2016				
7/13/2016	<0.001	<0.001	<0.001	
7/14/2016				<0.001
7/18/2016				
8/22/2016			<0.001	<0.001
9/12/2016				
9/13/2016	<0.001		<0.001	<0.001
9/14/2016		<0.001		
11/14/2016		<0.001		
11/15/2016			<0.001	<0.001
11/16/2016	<0.001			
1/3/2017			<0.001	<0.001
2/27/2017	<0.001			
2/28/2017		<0.001		
3/1/2017			<0.001	<0.001
5/22/2017	<0.001			
5/23/2017			<0.001	<0.001
5/24/2017		<0.001		
6/19/2017		<0.001		
6/20/2017			<0.001	<0.001
6/21/2017	<0.001			
1/9/2018		<0.001		<0.001
1/10/2018	<0.001		<0.001	
4/16/2018				
4/17/2018			<0.001	<0.001
4/19/2018	<0.001	<0.001		
10/1/2018		<0.001		
10/2/2018	<0.001			
10/3/2018				
10/4/2018			<0.001	<0.001
10/5/2018				
4/1/2019	<0.001			
4/2/2019			<0.001	<0.001
4/3/2019		<0.001		
5/7/2019				
9/16/2019				
9/17/2019				
9/18/2019	<0.001	<0.001	<0.001	<0.001
2/17/2020				
2/18/2020	<0.001			
2/19/2020				
2/25/2020		<0.001		
2/26/2020			<0.001	<0.001

Time Series

Constituent: Thallium (mg/L) Analysis Run 7/23/2020 12:36 PM View: Time Series

Plant Gaston Client: Southern Company Data: Gaston Ash Pond

	GN-AP-MW-16V	GN-AP-MW-17SV	GN-AP-MW-17V	GN-AP-MW-20SV	GN-AP-MW-20V	GN-AP-MW-23D	GN-AP-MW-23S	GN-AP-MW-26	GN-AP-MW-27
12/5/2018						<0.001	<0.001		<0.001
12/6/2018								<0.001	
12/13/2018				<0.001					
12/17/2018		<0.001							
2/25/2019	0.000537 (J)								
2/26/2019									
2/27/2019			<0.001		<0.001				
9/16/2019	0.000604 (J)								
9/17/2019			<0.001				<0.001		
9/18/2019		<0.001		<0.001	<0.001	<0.001		<0.001	<0.001
9/26/2019									
10/22/2019									
2/19/2020						<0.001	<0.001	<0.001	
2/25/2020	0.000552 (J)			<0.001	<0.001				<0.001
2/26/2020		0.000225 (J)	<0.001						
4/29/2020									

Time Series

Constituent: Thallium (mg/L) Analysis Run 7/23/2020 12:36 PM View: Time Series

Plant Gaston Client: Southern Company Data: Gaston Ash Pond

	GN-AP-MW-28H	GN-AP-MW-29H	GN-AP-MW-30H	GN-AP-MW-34V	GN-AP-MW-33V	GN-AP-MW-32V	GN-AP-MW-31VR	GN-AP-MW-36V	GN-AP-MW-35V
12/5/2018									
12/6/2018									
12/13/2018									
12/17/2018									
2/25/2019									
2/26/2019	<0.001	<0.001							
2/27/2019									
9/16/2019	<0.001								
9/17/2019		<0.001							
9/18/2019									
9/26/2019		<0.001							
10/22/2019			<0.001						
2/19/2020			<0.001	<0.001					
2/25/2020	<0.001	<0.001			<0.001				
2/26/2020						<0.001			
4/29/2020							<0.001	<0.001	<0.001

Time Series

Constituent: Thallium (mg/L) Analysis Run 7/23/2020 12:36 PM View: Time Series

Plant Gaston Client: Southern Company Data: Gaston Ash Pond

	GN-AP-MW-37V
12/5/2018	
12/6/2018	
12/13/2018	
12/17/2018	
2/25/2019	
2/26/2019	
2/27/2019	
9/16/2019	
9/17/2019	
9/18/2019	
9/26/2019	
10/22/2019	
2/19/2020	
2/25/2020	
2/26/2020	
4/29/2020	<0.001

Upper Tolerance Limits - Appendix IV

Plant Gaston Client: Southern Company Data: Gaston Ash Pond Printed 7/23/2020, 12:43 PM

Constituent	Upper Lim.	Lower Lim.	Bg N	Bg Mean	Std. Dev.	%NDs	ND Adj.	Transform	Alpha	Method
Antimony (mg/L)	0.003	n/a	26	n/a	n/a	88.46	n/a	n/a	0.2635	NP Inter(NDs)
Arsenic (mg/L)	0.005	n/a	26	n/a	n/a	96.15	n/a	n/a	0.2635	NP Inter(NDs)
Barium (mg/L)	0.02633	n/a	26	-4.57	0.4098	0	None	ln(x)	0.05	Inter
Beryllium (mg/L)	0.003	n/a	26	n/a	n/a	100	n/a	n/a	0.2635	NP Inter(NDs)
Cadmium (mg/L)	0.001	n/a	26	n/a	n/a	100	n/a	n/a	0.2635	NP Inter(NDs)
Chromium (mg/L)	0.01	n/a	26	n/a	n/a	100	n/a	n/a	0.2635	NP Inter(NDs)
Cobalt (mg/L)	0.005	n/a	26	n/a	n/a	100	n/a	n/a	0.2635	NP Inter(NDs)
Combined Radium 226 + 228 (pCi/L)	3	n/a	24	n/a	n/a	0	n/a	n/a	0.292	NP Inter(normal...
Fluoride (mg/L)	0.1	n/a	28	n/a	n/a	67.86	n/a	n/a	0.2378	NP Inter(NDs)
Lead (mg/L)	0.005	n/a	26	n/a	n/a	96.15	n/a	n/a	0.2635	NP Inter(NDs)
Lithium (mg/L)	0.02	n/a	26	n/a	n/a	100	n/a	n/a	0.2635	NP Inter(NDs)
Mercury (mg/L)	0.0005	n/a	26	n/a	n/a	100	n/a	n/a	0.2635	NP Inter(NDs)
Molybdenum (mg/L)	0.01	n/a	26	n/a	n/a	42.31	n/a	n/a	0.2635	NP Inter(normal...
Selenium (mg/L)	0.01	n/a	26	n/a	n/a	100	n/a	n/a	0.2635	NP Inter(NDs)
Thallium (mg/L)	0.001	n/a	26	n/a	n/a	84.62	n/a	n/a	0.2635	NP Inter(NDs)

Sanitas™ v.9.6.24 Sanitas software licensed to Southern Company. UG

Tolerance Limit

Interwell Non-parametric



Non-parametric test used in lieu of parametric tolerance limit because censored data exceeded 50%. Limit is highest of 26 background values. 88.46% NDs. 83.79% coverage at alpha=0.01; 89.26% coverage at alpha=0.05; 97.46% coverage at alpha=0.5. Report alpha = 0.2635.

Constituent: Antimony Analysis Run 7/23/2020 12:42 PM View: UTL's - Appendix IV

Plant Gaston Client: Southern Company Data: Gaston Ash Pond

Sanitas™ v.9.6.24 Sanitas software licensed to Southern Company. UG

Tolerance Limit

Interwell Non-parametric

Non-parametric test used in lieu of parametric tolerance limit because censored data exceeded 50%. Limit is highest of 26 background values. 96.15% NDs. 83.79% coverage at alpha=0.01; 89.26% coverage at alpha=0.05; 97.46% coverage at alpha=0.5. Report alpha = 0.2635.

Constituent: Arsenic Analysis Run 7/23/2020 12:42 PM View: UTL's - Appendix IV

Plant Gaston Client: Southern Company Data: Gaston Ash Pond

Sanitas™ v.9.6.24 Sanitas software licensed to Southern Company. UG

Tolerance Limit

Interwell Parametric

95% coverage. Background Data Summary (based on natural log transformation): Mean=-4.57, Std. Dev.=0.4098, n=26. Normality test: Shapiro Wilk @alpha = 0.01, calculated = 0.9172, critical = 0.891. Report alpha = 0.05.

Constituent: Barium Analysis Run 7/23/2020 12:42 PM View: UTL's - Appendix IV

Plant Gaston Client: Southern Company Data: Gaston Ash Pond

Sanitas™ v.9.6.24 Sanitas software licensed to Southern Company. UG

Tolerance Limit

Interwell Non-parametric



Non-parametric test used in lieu of parametric tolerance limit because censored data exceeded 50%. All background values were censored; limit is most recent reporting limit. 83.79% coverage at alpha=0.01; 89.26% coverage at alpha=0.05; 97.46% coverage at alpha=0.5. Report alpha = 0.2635.

Constituent: Beryllium Analysis Run 7/23/2020 12:42 PM View: UTL's - Appendix IV

Plant Gaston Client: Southern Company Data: Gaston Ash Pond

Sanitas™ v.9.6.24 Sanitas software licensed to Southern Company. UG

Tolerance Limit

Interwell Non-parametric



Non-parametric test used in lieu of parametric tolerance limit because censored data exceeded 50%. All background values were censored; limit is most recent reporting limit. 83.79% coverage at alpha=0.01; 89.26% coverage at alpha=0.05; 97.46% coverage at alpha=0.5. Report alpha = 0.2635.

Constituent: Cadmium Analysis Run 7/23/2020 12:42 PM View: UTL's - Appendix IV

Plant Gaston Client: Southern Company Data: Gaston Ash Pond

Sanitas™ v.9.6.24 Sanitas software licensed to Southern Company. UG

Tolerance Limit

Interwell Non-parametric

Non-parametric test used in lieu of parametric tolerance limit because censored data exceeded 50%. All background values were censored; limit is most recent reporting limit. 83.79% coverage at alpha=0.01; 89.26% coverage at alpha=0.05; 97.46% coverage at alpha=0.5. Report alpha = 0.2635.

Constituent: Chromium Analysis Run 7/23/2020 12:42 PM View: UTL's - Appendix IV

Plant Gaston Client: Southern Company Data: Gaston Ash Pond

Sanitas™ v.9.6.24 Sanitas software licensed to Southern Company. UG

Tolerance Limit

Interwell Non-parametric

Non-parametric test used in lieu of parametric tolerance limit because censored data exceeded 50%. All background values were censored; limit is most recent reporting limit. 83.79% coverage at alpha=0.01; 89.26% coverage at alpha=0.05; 97.46% coverage at alpha=0.5. Report alpha = 0.2635.

Constituent: Cobalt Analysis Run 7/23/2020 12:42 PM View: UTL's - Appendix IV

Plant Gaston Client: Southern Company Data: Gaston Ash Pond

Sanitas™ v.9.6.24 Sanitas software licensed to Southern Company. UG

Tolerance Limit

Interwell Non-parametric

Non-parametric test used in lieu of parametric tolerance limit because the Shapiro Wilk normality test showed the data to be non-normal at the 0.01 alpha level. Limit is highest of 24 background values. 82.62% coverage at alpha=0.01; 88.09% coverage at alpha=0.05; 97.07% coverage at alpha=0.5. Report alpha = 0.292.

Constituent: Combined Radium 226 + 228 Analysis Run 7/23/2020 12:42 PM View: UTL's - Appendix IV

Plant Gaston Client: Southern Company Data: Gaston Ash Pond

Sanitas™ v.9.6.24 Sanitas software licensed to Southern Company. UG

Tolerance Limit

Interwell Non-parametric



Non-parametric test used in lieu of parametric tolerance limit because censored data exceeded 50%. Limit is highest of 28 background values. 67.86% NDs. 84.96% coverage at alpha=0.01; 90.04% coverage at alpha=0.05; 97.46% coverage at alpha=0.5. Report alpha = 0.2378.

Constituent: Fluoride Analysis Run 7/23/2020 12:42 PM View: UTL's - Appendix IV

Plant Gaston Client: Southern Company Data: Gaston Ash Pond

Sanitas™ v.9.6.24 Sanitas software licensed to Southern Company. UG

Tolerance Limit

Interwell Non-parametric

Non-parametric test used in lieu of parametric tolerance limit because censored data exceeded 50%. Limit is highest of 26 background values. 96.15% NDs. 83.79% coverage at alpha=0.01; 89.26% coverage at alpha=0.05; 97.46% coverage at alpha=0.5. Report alpha = 0.2635.

Constituent: Lead Analysis Run 7/23/2020 12:42 PM View: UTL's - Appendix IV

Plant Gaston Client: Southern Company Data: Gaston Ash Pond

Sanitas™ v.9.6.24 Sanitas software licensed to Southern Company. UG

Tolerance Limit

Interwell Non-parametric

Non-parametric test used in lieu of parametric tolerance limit because censored data exceeded 50%. All background values were censored; limit is most recent reporting limit. 83.79% coverage at alpha=0.01; 89.26% coverage at alpha=0.05; 97.46% coverage at alpha=0.5. Report alpha = 0.2635.

Constituent: Lithium Analysis Run 7/23/2020 12:42 PM View: UTL's - Appendix IV

Plant Gaston Client: Southern Company Data: Gaston Ash Pond

Sanitas™ v.9.6.24 Sanitas software licensed to Southern Company. UG

Tolerance Limit

Interwell Non-parametric



Non-parametric test used in lieu of parametric tolerance limit because censored data exceeded 50%. All background values were censored; limit is most recent reporting limit. 83.79% coverage at alpha=0.01; 89.26% coverage at alpha=0.05; 97.46% coverage at alpha=0.5. Report alpha = 0.2635.

Constituent: Mercury Analysis Run 7/23/2020 12:42 PM View: UTL's - Appendix IV

Plant Gaston Client: Southern Company Data: Gaston Ash Pond

Tolerance Limit

Interwell Non-parametric

Non-parametric test used in lieu of parametric tolerance limit because the Shapiro Wilk normality test showed the data to be non-normal at the 0.01 alpha level. Limit is highest of 26 background values. 42.31% NDs. 83.79% coverage at alpha=0.01; 89.26% coverage at alpha=0.05; 97.46% coverage at alpha=0.5. Report alpha = 0.2635.

Constituent: Molybdenum Analysis Run 7/23/2020 12:42 PM View: UTL's - Appendix IV

Plant Gaston Client: Southern Company Data: Gaston Ash Pond

Sanitas™ v.9.6.24 Sanitas software licensed to Southern Company. UG

Tolerance Limit

Interwell Non-parametric

Non-parametric test used in lieu of parametric tolerance limit because censored data exceeded 50%. All background values were censored; limit is most recent reporting limit. 83.79% coverage at alpha=0.01; 89.26% coverage at alpha=0.05; 97.46% coverage at alpha=0.5. Report alpha = 0.2635.

Constituent: Selenium Analysis Run 7/23/2020 12:42 PM View: UTL's - Appendix IV

Plant Gaston Client: Southern Company Data: Gaston Ash Pond

Sanitas™ v.9.6.24 Sanitas software licensed to Southern Company. UG

Tolerance Limit

Interwell Non-parametric



Non-parametric test used in lieu of parametric tolerance limit because censored data exceeded 50%. Limit is highest of 26 background values. 84.62% NDs. 83.79% coverage at alpha=0.01; 89.26% coverage at alpha=0.05; 97.46% coverage at alpha=0.5. Report alpha = 0.2635.

Constituent: Thallium Analysis Run 7/23/2020 12:42 PM View: UTL's - Appendix IV

Plant Gaston Client: Southern Company Data: Gaston Ash Pond

Confidence Intervals - Significant Results

Plant Gaston Client: Southern Company Data: Gaston Ash Pond Printed 7/23/2020, 2:08 PM

Constituent	Well	Upper Lim.	Lower Lim.	Compliance	Sig.	N	%NDs	Transform	Alpha	Method
Arsenic (mg/L)	**GN-AP-MW-17**	**0.01276**	**0.01146**	**0.01**	**Yes**	**14**	**0**	**No**	**0.01**	**Param.**
Combined Radium 226 + 228 (pCi/L)	**GN-AP-MW-20**	**17.83**	**13.96**	**5**	**Yes**	**13**	**0**	**No**	**0.01**	**Param.**
Lithium (mg/L)	**GN-AP-MW-16**	**0.08424**	**0.07381**	**0.04**	**Yes**	**14**	**0**	**No**	**0.01**	**Param.**
Lithium (mg/L)	**GN-AP-MW-17**	**0.6818**	**0.5795**	**0.04**	**Yes**	**14**	**0**	**No**	**0.01**	**Param.**
Lithium (mg/L)	**GN-AP-MW-20**	**0.124**	**0.1073**	**0.04**	**Yes**	**14**	**0**	**No**	**0.01**	**Param.**
Molybdenum (mg/L)	**GN-AP-MW-5**	**0.311**	**0.1916**	**0.1**	**Yes**	**14**	**0**	**No**	**0.01**	**Param.**
Molybdenum (mg/L)	**GN-AP-MW-16**	**0.3224**	**0.2787**	**0.1**	**Yes**	**14**	**0**	**No**	**0.01**	**Param.**
Molybdenum (mg/L)	**GN-AP-MW-17**	**2.386**	**1.967**	**0.1**	**Yes**	**14**	**0**	**No**	**0.01**	**Param.**
Molybdenum (mg/L)	**GN-AP-MW-20**	**0.7825**	**0.6746**	**0.1**	**Yes**	**14**	**0**	**No**	**0.01**	**Param.**

Confidence Intervals - All Results

Plant Gaston Client: Southern Company Data: Gaston Ash Pond Printed 7/23/2020, 2:08 PM

Constituent	Well	Upper Lim.	Lower Lim.	Compliance	Sig.	N	%NDs	Transform	Alpha	Method
Antimony (mg/L)	GN-AP-MW-1	0.003	0.000818	0.006	No	13	69.23	No	0.01	NP (NDs)
Antimony (mg/L)	GN-AP-MW-4	0.003	0.003	0.006	No	14	100	No	0.01	NP (NDs)
Antimony (mg/L)	GN-AP-MW-5	0.003	0.000689	0.006	No	14	92.86	No	0.01	NP (NDs)
Antimony (mg/L)	GN-AP-MW-6	0.003	0.000819	0.006	No	14	92.86	No	0.01	NP (NDs)
Antimony (mg/L)	GN-AP-MW-7	0.003	0.00089	0.006	No	14	92.86	No	0.01	NP (NDs)
Antimony (mg/L)	GN-AP-MW-8	0.003	0.00238	0.006	No	14	85.71	No	0.01	NP (NDs)
Antimony (mg/L)	GN-AP-MW-9	0.003	0.000662	0.006	No	14	92.86	No	0.01	NP (NDs)
Antimony (mg/L)	GN-AP-MW-10	0.003	0.000753	0.006	No	14	92.86	No	0.01	NP (NDs)
Antimony (mg/L)	GN-AP-MW-11	0.003	0.000823	0.006	No	14	92.86	No	0.01	NP (NDs)
Antimony (mg/L)	GN-AP-MW-12	0.003	0.000871	0.006	No	14	85.71	No	0.01	NP (NDs)
Antimony (mg/L)	GN-AP-MW-13	0.003	0.000755	0.006	No	14	85.71	No	0.01	NP (NDs)
Antimony (mg/L)	GN-AP-MW-14	0.003	0.000985	0.006	No	14	78.57	No	0.01	NP (NDs)
Antimony (mg/L)	GN-AP-MW-15R	0.003	0.00113	0.006	No	17	76.47	No	0.01	NP (NDs)
Antimony (mg/L)	GN-AP-MW-16	0.003	0.000838	0.006	No	14	85.71	No	0.01	NP (NDs)
Antimony (mg/L)	GN-AP-MW-17	0.003	0.000792	0.006	No	14	21.43	No	0.01	NP (normality)
Antimony (mg/L)	GN-AP-MW-18	0.003	0.000728	0.006	No	14	92.86	No	0.01	NP (NDs)
Antimony (mg/L)	GN-AP-MW-19	0.003	0.00123	0.006	No	14	92.86	No	0.01	NP (NDs)
Antimony (mg/L)	GN-AP-MW-20	0.003	0.000643	0.006	No	14	92.86	No	0.01	NP (NDs)
Antimony (mg/L)	GN-AP-MW-21	0.003	0.003	0.006	No	14	100	No	0.01	NP (NDs)
Antimony (mg/L)	GN-AP-MW-22	0.003	0.000678	0.006	No	14	92.86	No	0.01	NP (NDs)
Arsenic (mg/L)	GN-AP-MW-1	0.006408	0.004438	0.01	No	13	0	No	0.01	Param.
Arsenic (mg/L)	GN-AP-MW-4	0.005	0.002	0.01	No	14	92.86	No	0.01	NP (NDs)
Arsenic (mg/L)	GN-AP-MW-5	0.005	0.005	0.01	No	14	100	No	0.01	NP (NDs)
Arsenic (mg/L)	GN-AP-MW-6	0.005	0.00105	0.01	No	14	92.86	No	0.01	NP (NDs)
Arsenic (mg/L)	GN-AP-MW-7	0.005	0.005	0.01	No	14	100	No	0.01	NP (NDs)
Arsenic (mg/L)	GN-AP-MW-8	0.002583	0.001576	0.01	No	14	7.143	ln(x)	0.01	Param.
Arsenic (mg/L)	GN-AP-MW-9	0.002716	0.001771	0.01	No	14	0	sqrt(x)	0.01	Param.
Arsenic (mg/L)	GN-AP-MW-10	0.005	0.00105	0.01	No	14	92.86	No	0.01	NP (NDs)
Arsenic (mg/L)	GN-AP-MW-11	0.005	0.005	0.01	No	14	100	No	0.01	NP (NDs)
Arsenic (mg/L)	GN-AP-MW-12	0.0061	0.002533	0.01	No	14	0	sqrt(x)	0.01	Param.
Arsenic (mg/L)	GN-AP-MW-13	0.005	0.005	0.01	No	14	100	No	0.01	NP (NDs)
Arsenic (mg/L)	GN-AP-MW-14	0.005	0.00113	0.01	No	14	64.29	No	0.01	NP (NDs)
Arsenic (mg/L)	GN-AP-MW-15R	0.005	0.0015	0.01	No	17	64.71	No	0.01	NP (NDs)
Arsenic (mg/L)	GN-AP-MW-16	0.004695	0.003952	0.01	No	14	0	No	0.01	Param.
Arsenic (mg/L)	**GN-AP-MW-17**	**0.01276**	**0.01146**	**0.01**	**Yes**	**14**	**0**	**No**	**0.01**	**Param.**
Arsenic (mg/L)	GN-AP-MW-18	0.00288	0.00237	0.01	No	14	0	No	0.01	NP (normality)
Arsenic (mg/L)	GN-AP-MW-19	0.004371	0.002882	0.01	No	14	0	No	0.01	Param.
Arsenic (mg/L)	GN-AP-MW-20	0.00428	0.00369	0.01	No	14	0	No	0.01	NP (normality)
Arsenic (mg/L)	GN-AP-MW-21	0.004785	0.002155	0.01	No	14	0	sqrt(x)	0.01	Param.
Arsenic (mg/L)	GN-AP-MW-22	0.005	0.00151	0.01	No	14	42.86	No	0.01	NP (normality)
Barium (mg/L)	GN-AP-MW-1	0.02384	0.01802	2	No	13	0	No	0.01	Param.
Barium (mg/L)	GN-AP-MW-4	0.02794	0.02122	2	No	14	0	No	0.01	Param.
Barium (mg/L)	GN-AP-MW-5	0.03622	0.02835	2	No	14	0	No	0.01	Param.
Barium (mg/L)	GN-AP-MW-6	0.02485	0.01866	2	No	14	0	No	0.01	Param.
Barium (mg/L)	GN-AP-MW-7	0.02671	0.02197	2	No	14	0	No	0.01	Param.
Barium (mg/L)	GN-AP-MW-8	0.02305	0.01757	2	No	14	0	No	0.01	Param.
Barium (mg/L)	GN-AP-MW-9	0.1069	0.08606	2	No	14	0	No	0.01	Param.
Barium (mg/L)	GN-AP-MW-10	0.01467	0.01213	2	No	14	0	x^(1/3)	0.01	Param.
Barium (mg/L)	GN-AP-MW-11	0.01035	0.008929	2	No	14	0	No	0.01	Param.
Barium (mg/L)	GN-AP-MW-12	0.07494	0.06681	2	No	14	0	No	0.01	Param.
Barium (mg/L)	GN-AP-MW-13	0.03716	0.03329	2	No	14	0	No	0.01	Param.
Barium (mg/L)	GN-AP-MW-14	0.07042	0.05007	2	No	14	0	No	0.01	Param.
Barium (mg/L)	GN-AP-MW-15R	0.0818	0.0273	2	No	17	0	No	0.01	NP (normality)
Barium (mg/L)	GN-AP-MW-16	0.03356	0.02881	2	No	14	0	No	0.01	Param.
Barium (mg/L)	GN-AP-MW-17	0.09912	0.07951	2	No	14	0	No	0.01	Param.
Barium (mg/L)	GN-AP-MW-18	0.04617	0.04107	2	No	14	0	No	0.01	Param.
Barium (mg/L)	GN-AP-MW-19	0.04017	0.02164	2	No	14	0	No	0.01	Param.
Barium (mg/L)	GN-AP-MW-20	0.06881	0.0596	2	No	14	0	No	0.01	Param.
Barium (mg/L)	GN-AP-MW-21	0.04428	0.02486	2	No	14	0	No	0.01	Param.
Barium (mg/L)	GN-AP-MW-22	0.098	0.0359	2	No	14	0	No	0.01	NP (normality)
Beryllium (mg/L)	GN-AP-MW-1	0.003	0.003	0.004	No	13	100	No	0.01	NP (NDs)
Beryllium (mg/L)	GN-AP-MW-4	0.003	0.003	0.004	No	14	100	No	0.01	NP (NDs)
Beryllium (mg/L)	GN-AP-MW-5	0.003	0.003	0.004	No	14	100	No	0.01	NP (NDs)
Beryllium (mg/L)	GN-AP-MW-6	0.003	0.003	0.004	No	14	100	No	0.01	NP (NDs)
Beryllium (mg/L)	GN-AP-MW-7	0.003	0.003	0.004	No	14	100	No	0.01	NP (NDs)
Beryllium (mg/L)	GN-AP-MW-8	0.003	0.003	0.004	No	14	100	No	0.01	NP (NDs)
Beryllium (mg/L)	GN-AP-MW-9	0.003	0.003	0.004	No	14	100	No	0.01	NP (NDs)
Beryllium (mg/L)	GN-AP-MW-10	0.003	0.003	0.004	No	14	100	No	0.01	NP (NDs)

Confidence Intervals - All Results

Plant Gaston Client: Southern Company Data: Gaston Ash Pond Printed 7/23/2020, 2:08 PM

Constituent	Well	Upper Lim.	Lower Lim.	Compliance	Sig.	N	%NDs	Transform	Alpha	Method
Beryllium (mg/L)	GN-AP-MW-11	0.003	0.003	0.004	No	14	100	No	0.01	NP (NDs)
Beryllium (mg/L)	GN-AP-MW-12	0.003	0.003	0.004	No	14	100	No	0.01	NP (NDs)
Beryllium (mg/L)	GN-AP-MW-13	0.003	0.003	0.004	No	14	100	No	0.01	NP (NDs)
Beryllium (mg/L)	GN-AP-MW-14	0.003	0.00119	0.004	No	14	92.86	No	0.01	NP (NDs)
Beryllium (mg/L)	GN-AP-MW-15R	0.003	0.003	0.004	No	17	100	No	0.01	NP (NDs)
Beryllium (mg/L)	GN-AP-MW-16	0.003	0.003	0.004	No	14	100	No	0.01	NP (NDs)
Beryllium (mg/L)	GN-AP-MW-17	0.003	0.003	0.004	No	14	100	No	0.01	NP (NDs)
Beryllium (mg/L)	GN-AP-MW-18	0.003	0.003	0.004	No	14	100	No	0.01	NP (NDs)
Beryllium (mg/L)	GN-AP-MW-19	0.003	0.003	0.004	No	14	100	No	0.01	NP (NDs)
Beryllium (mg/L)	GN-AP-MW-20	0.003	0.003	0.004	No	14	100	No	0.01	NP (NDs)
Beryllium (mg/L)	GN-AP-MW-21	0.003	0.003	0.004	No	14	100	No	0.01	NP (NDs)
Beryllium (mg/L)	GN-AP-MW-22	0.003	0.003	0.004	No	14	100	No	0.01	NP (NDs)
Cadmium (mg/L)	GN-AP-MW-1	0.001	0.001	0.005	No	13	100	No	0.01	NP (NDs)
Cadmium (mg/L)	GN-AP-MW-4	0.001	0.001	0.005	No	14	100	No	0.01	NP (NDs)
Cadmium (mg/L)	GN-AP-MW-5	0.001	0.001	0.005	No	14	100	No	0.01	NP (NDs)
Cadmium (mg/L)	GN-AP-MW-6	0.001	0.001	0.005	No	14	100	No	0.01	NP (NDs)
Cadmium (mg/L)	GN-AP-MW-7	0.001	0.001	0.005	No	14	100	No	0.01	NP (NDs)
Cadmium (mg/L)	GN-AP-MW-8	0.001	0.001	0.005	No	14	100	No	0.01	NP (NDs)
Cadmium (mg/L)	GN-AP-MW-9	0.001	0.001	0.005	No	14	100	No	0.01	NP (NDs)
Cadmium (mg/L)	GN-AP-MW-10	0.001	0.001	0.005	No	14	100	No	0.01	NP (NDs)
Cadmium (mg/L)	GN-AP-MW-11	0.001	0.001	0.005	No	14	100	No	0.01	NP (NDs)
Cadmium (mg/L)	GN-AP-MW-12	0.001	0.001	0.005	No	14	100	No	0.01	NP (NDs)
Cadmium (mg/L)	GN-AP-MW-13	0.001	0.001	0.005	No	14	100	No	0.01	NP (NDs)
Cadmium (mg/L)	GN-AP-MW-14	0.00133	0.001	0.005	No	14	92.86	No	0.01	NP (NDs)
Cadmium (mg/L)	GN-AP-MW-15R	0.001	0.001	0.005	No	17	100	No	0.01	NP (NDs)
Cadmium (mg/L)	GN-AP-MW-16	0.001	0.001	0.005	No	14	100	No	0.01	NP (NDs)
Cadmium (mg/L)	GN-AP-MW-17	0.0004006	0.0002673	0.005	No	14	21.43	ln(x)	0.01	Param.
Cadmium (mg/L)	GN-AP-MW-18	0.001	0.001	0.005	No	14	100	No	0.01	NP (NDs)
Cadmium (mg/L)	GN-AP-MW-19	0.001	0.001	0.005	No	14	100	No	0.01	NP (NDs)
Cadmium (mg/L)	GN-AP-MW-20	0.001	0.001	0.005	No	14	100	No	0.01	NP (NDs)
Cadmium (mg/L)	GN-AP-MW-21	0.001	0.001	0.005	No	14	100	No	0.01	NP (NDs)
Cadmium (mg/L)	GN-AP-MW-22	0.001	0.001	0.005	No	14	100	No	0.01	NP (NDs)
Chromium (mg/L)	GN-AP-MW-1	0.01	0.00439	0.1	No	13	84.62	No	0.01	NP (NDs)
Chromium (mg/L)	GN-AP-MW-4	0.01	0.00322	0.1	No	14	92.86	No	0.01	NP (NDs)
Chromium (mg/L)	GN-AP-MW-5	0.01	0.01	0.1	No	14	100	No	0.01	NP (NDs)
Chromium (mg/L)	GN-AP-MW-6	0.01	0.01	0.1	No	14	100	No	0.01	NP (NDs)
Chromium (mg/L)	GN-AP-MW-7	0.01	0.01	0.1	No	14	100	No	0.01	NP (NDs)
Chromium (mg/L)	GN-AP-MW-8	0.01	0.00395	0.1	No	14	92.86	No	0.01	NP (NDs)
Chromium (mg/L)	GN-AP-MW-9	0.01	0.01	0.1	No	14	100	No	0.01	NP (NDs)
Chromium (mg/L)	GN-AP-MW-10	0.01	0.01	0.1	No	14	100	No	0.01	NP (NDs)
Chromium (mg/L)	GN-AP-MW-11	0.01	0.01	0.1	No	14	100	No	0.01	NP (NDs)
Chromium (mg/L)	GN-AP-MW-12	0.01	0.01	0.1	No	14	100	No	0.01	NP (NDs)
Chromium (mg/L)	GN-AP-MW-13	0.01	0.01	0.1	No	14	100	No	0.01	NP (NDs)
Chromium (mg/L)	GN-AP-MW-14	0.01	0.00577	0.1	No	14	92.86	No	0.01	NP (NDs)
Chromium (mg/L)	GN-AP-MW-15R	0.01	0.01	0.1	No	17	100	No	0.01	NP (NDs)
Chromium (mg/L)	GN-AP-MW-16	0.01	0.01	0.1	No	14	100	No	0.01	NP (NDs)
Chromium (mg/L)	GN-AP-MW-17	0.01	0.01	0.1	No	14	100	No	0.01	NP (NDs)
Chromium (mg/L)	GN-AP-MW-18	0.01	0.01	0.1	No	14	100	No	0.01	NP (NDs)
Chromium (mg/L)	GN-AP-MW-19	0.01	0.01	0.1	No	14	100	No	0.01	NP (NDs)
Chromium (mg/L)	GN-AP-MW-20	0.01	0.01	0.1	No	14	100	No	0.01	NP (NDs)
Chromium (mg/L)	GN-AP-MW-21	0.01	0.01	0.1	No	14	100	No	0.01	NP (NDs)
Chromium (mg/L)	GN-AP-MW-22	0.01	0.01	0.1	No	14	100	No	0.01	NP (NDs)
Cobalt (mg/L)	GN-AP-MW-1	0.005	0.005	0.006	No	13	100	No	0.01	NP (NDs)
Cobalt (mg/L)	GN-AP-MW-4	0.005	0.005	0.006	No	14	100	No	0.01	NP (NDs)
Cobalt (mg/L)	GN-AP-MW-5	0.005	0.005	0.006	No	14	100	No	0.01	NP (NDs)
Cobalt (mg/L)	GN-AP-MW-6	0.005	0.005	0.006	No	14	100	No	0.01	NP (NDs)
Cobalt (mg/L)	GN-AP-MW-7	0.005	0.005	0.006	No	14	100	No	0.01	NP (NDs)
Cobalt (mg/L)	GN-AP-MW-8	0.005	0.005	0.006	No	14	100	No	0.01	NP (NDs)
Cobalt (mg/L)	GN-AP-MW-9	0.005	0.005	0.006	No	14	100	No	0.01	NP (NDs)
Cobalt (mg/L)	GN-AP-MW-10	0.005	0.005	0.006	No	14	100	No	0.01	NP (NDs)
Cobalt (mg/L)	GN-AP-MW-11	0.005	0.005	0.006	No	14	100	No	0.01	NP (NDs)
Cobalt (mg/L)	GN-AP-MW-12	0.005	0.005	0.006	No	14	100	No	0.01	NP (NDs)
Cobalt (mg/L)	GN-AP-MW-13	0.005	0.005	0.006	No	14	100	No	0.01	NP (NDs)
Cobalt (mg/L)	GN-AP-MW-14	0.00969	0.005	0.006	No	14	92.86	No	0.01	NP (NDs)
Cobalt (mg/L)	GN-AP-MW-15R	0.005	0.00396	0.006	No	17	88.24	No	0.01	NP (NDs)
Cobalt (mg/L)	GN-AP-MW-16	0.005	0.005	0.006	No	14	100	No	0.01	NP (NDs)
Cobalt (mg/L)	GN-AP-MW-17	0.005	0.005	0.006	No	14	100	No	0.01	NP (NDs)
Cobalt (mg/L)	GN-AP-MW-18	0.005	0.005	0.006	No	14	100	No	0.01	NP (NDs)

Confidence Intervals - All Results

Plant Gaston Client: Southern Company Data: Gaston Ash Pond Printed 7/23/2020, 2:08 PM

Constituent	Well	Upper Lim.	Lower Lim.	Compliance	Sig.	N	%NDs	Transform	Alpha	Method
Cobalt (mg/L)	GN-AP-MW-19	0.005	0.005	0.006	No	14	100	No	0.01	NP (NDs)
Cobalt (mg/L)	GN-AP-MW-20	0.005	0.005	0.006	No	14	100	No	0.01	NP (NDs)
Cobalt (mg/L)	GN-AP-MW-21	0.005	0.005	0.006	No	14	100	No	0.01	NP (NDs)
Cobalt (mg/L)	GN-AP-MW-22	0.005	0.005	0.006	No	14	100	No	0.01	NP (NDs)
Combined Radium 226 + 228 (pCi/L)	GN-AP-MW-1	1.535	0.4998	5	No	13	0	x^(1/3)	0.01	Param.
Combined Radium 226 + 228 (pCi/L)	GN-AP-MW-4	1.111	0.09222	5	No	13	0	x^(1/3)	0.01	Param.
Combined Radium 226 + 228 (pCi/L)	GN-AP-MW-5	0.84	0.435	5	No	13	0	No	0.01	NP (normality)
Combined Radium 226 + 228 (pCi/L)	GN-AP-MW-6	1.102	0.2367	5	No	13	0	sqrt(x)	0.01	Param.
Combined Radium 226 + 228 (pCi/L)	GN-AP-MW-7	0.6433	0.1582	5	No	12	0	No	0.01	Param.
Combined Radium 226 + 228 (pCi/L)	GN-AP-MW-8	0.5149	-0.008072	5	No	13	0	x^(1/3)	0.01	Param.
Combined Radium 226 + 228 (pCi/L)	GN-AP-MW-9	1.014	0.2022	5	No	13	0	sqrt(x)	0.01	Param.
Combined Radium 226 + 228 (pCi/L)	GN-AP-MW-10	0.629	0.26	5	No	13	0	No	0.01	NP (normality)
Combined Radium 226 + 228 (pCi/L)	GN-AP-MW-11	0.703	0.2	5	No	13	0	No	0.01	NP (normality)
Combined Radium 226 + 228 (pCi/L)	GN-AP-MW-12	1.413	0.738	5	No	13	0	ln(x)	0.01	Param.
Combined Radium 226 + 228 (pCi/L)	GN-AP-MW-13	1.04	0.539	5	No	13	0	No	0.01	NP (normality)
Combined Radium 226 + 228 (pCi/L)	GN-AP-MW-14	0.955	0.119	5	No	13	0	No	0.01	NP (normality)
Combined Radium 226 + 228 (pCi/L)	GN-AP-MW-15R	1.204	0.423	5	No	16	0	sqrt(x)	0.01	Param.
Combined Radium 226 + 228 (pCi/L)	GN-AP-MW-16	3.59	2.957	5	No	13	0	No	0.01	Param.
Combined Radium 226 + 228 (pCi/L)	GN-AP-MW-17	1.609	0.6452	5	No	13	0	sqrt(x)	0.01	Param.
Combined Radium 226 + 228 (pCi/L)	GN-AP-MW-18	1.704	1	5	No	13	0	x^(1/3)	0.01	Param.
Combined Radium 226 + 228 (pCi/L)	GN-AP-MW-19	1.064	0.2832	5	No	13	0	x^(1/3)	0.01	Param.
Combined Radium 226 + 228 (pCi/L)	**GN-AP-MW-20**	**17.83**	**13.96**	**5**	**Yes**	**13**	**0**	**No**	**0.01**	**Param.**
Combined Radium 226 + 228 (pCi/L)	GN-AP-MW-21	0.96	0.3092	5	No	13	0	No	0.01	Param.
Combined Radium 226 + 228 (pCi/L)	GN-AP-MW-22	0.7438	0.3822	5	No	13	0	No	0.01	Param.
Fluoride (mg/L)	GN-AP-MW-1	0.09106	0.06961	4	No	14	7.143	No	0.01	Param.
Fluoride (mg/L)	GN-AP-MW-4	0.1	0.0506	4	No	15	66.67	No	0.01	NP (NDs)
Fluoride (mg/L)	GN-AP-MW-5	0.06613	0.04241	4	No	15	6.667	No	0.01	Param.
Fluoride (mg/L)	GN-AP-MW-6	0.05853	0.03212	4	No	15	20	sqrt(x)	0.01	Param.
Fluoride (mg/L)	GN-AP-MW-7	0.05273	0.03162	4	No	15	20	sqrt(x)	0.01	Param.
Fluoride (mg/L)	GN-AP-MW-8	0.1078	0.08282	4	No	15	6.667	No	0.01	Param.
Fluoride (mg/L)	GN-AP-MW-9	0.129	0.09637	4	No	15	6.667	x^2	0.01	Param.
Fluoride (mg/L)	GN-AP-MW-10	0.1	0.04	4	No	15	33.33	No	0.01	NP (normality)
Fluoride (mg/L)	GN-AP-MW-11	0.1	0.04	4	No	15	60	No	0.01	NP (NDs)
Fluoride (mg/L)	GN-AP-MW-12	0.05355	0.03227	4	No	15	20	sqrt(x)	0.01	Param.
Fluoride (mg/L)	GN-AP-MW-13	0.07175	0.04464	4	No	15	13.33	sqrt(x)	0.01	Param.
Fluoride (mg/L)	GN-AP-MW-14	0.1206	0.09314	4	No	15	6.667	No	0.01	Param.
Fluoride (mg/L)	GN-AP-MW-15R	0.1	0.07	4	No	18	11.11	No	0.01	NP (normality)
Fluoride (mg/L)	GN-AP-MW-16	0.1357	0.1048	4	No	15	0	x^2	0.01	Param.
Fluoride (mg/L)	GN-AP-MW-17	0.2278	0.1844	4	No	15	0	x^2	0.01	Param.
Fluoride (mg/L)	GN-AP-MW-18	0.06845	0.04422	4	No	15	6.667	No	0.01	Param.
Fluoride (mg/L)	GN-AP-MW-19	0.07342	0.04346	4	No	15	13.33	sqrt(x)	0.01	Param.
Fluoride (mg/L)	GN-AP-MW-20	0.05305	0.03051	4	No	15	20	sqrt(x)	0.01	Param.
Fluoride (mg/L)	GN-AP-MW-21	0.08547	0.0508	4	No	15	33.33	No	0.01	Param.
Fluoride (mg/L)	GN-AP-MW-22	0.096	0.06	4	No	15	13.33	No	0.01	NP (normality)
Lead (mg/L)	GN-AP-MW-1	0.005	0.005	0.015	No	13	100	No	0.01	NP (NDs)
Lead (mg/L)	GN-AP-MW-4	0.005	0.00247	0.015	No	14	92.86	No	0.01	NP (NDs)
Lead (mg/L)	GN-AP-MW-5	0.005	0.005	0.015	No	14	100	No	0.01	NP (NDs)
Lead (mg/L)	GN-AP-MW-6	0.005	0.005	0.015	No	14	100	No	0.01	NP (NDs)
Lead (mg/L)	GN-AP-MW-7	0.005	0.005	0.015	No	14	100	No	0.01	NP (NDs)
Lead (mg/L)	GN-AP-MW-8	0.005	0.005	0.015	No	14	100	No	0.01	NP (NDs)
Lead (mg/L)	GN-AP-MW-9	0.005	0.005	0.015	No	14	100	No	0.01	NP (NDs)
Lead (mg/L)	GN-AP-MW-10	0.005	0.005	0.015	No	14	100	No	0.01	NP (NDs)
Lead (mg/L)	GN-AP-MW-11	0.005	0.005	0.015	No	14	100	No	0.01	NP (NDs)
Lead (mg/L)	GN-AP-MW-12	0.005	0.005	0.015	No	14	100	No	0.01	NP (NDs)
Lead (mg/L)	GN-AP-MW-13	0.005	0.005	0.015	No	14	100	No	0.01	NP (NDs)
Lead (mg/L)	GN-AP-MW-14	0.005	0.00114	0.015	No	13	92.31	No	0.01	NP (NDs)
Lead (mg/L)	GN-AP-MW-15R	0.005	0.005	0.015	No	17	100	No	0.01	NP (NDs)
Lead (mg/L)	GN-AP-MW-16	0.005	0.005	0.015	No	14	100	No	0.01	NP (NDs)
Lead (mg/L)	GN-AP-MW-17	0.005	0.005	0.015	No	14	100	No	0.01	NP (NDs)
Lead (mg/L)	GN-AP-MW-18	0.005	0.005	0.015	No	14	100	No	0.01	NP (NDs)
Lead (mg/L)	GN-AP-MW-19	0.005	0.005	0.015	No	14	100	No	0.01	NP (NDs)
Lead (mg/L)	GN-AP-MW-20	0.005	0.005	0.015	No	14	100	No	0.01	NP (NDs)
Lead (mg/L)	GN-AP-MW-21	0.005	0.005	0.015	No	14	100	No	0.01	NP (NDs)
Lead (mg/L)	GN-AP-MW-22	0.005	0.005	0.015	No	14	100	No	0.01	NP (NDs)
Lithium (mg/L)	GN-AP-MW-1	0.02	0.0182	0.04	No	13	92.31	No	0.01	NP (NDs)
Lithium (mg/L)	GN-AP-MW-4	0.02	0.015	0.04	No	14	92.86	No	0.01	NP (NDs)
Lithium (mg/L)	GN-AP-MW-5	0.04562	0.03244	0.04	No	14	7.143	No	0.01	Param.
Lithium (mg/L)	GN-AP-MW-6	0.02	0.02	0.04	No	14	100	No	0.01	NP (NDs)

Confidence Intervals - All Results

Plant Gaston Client: Southern Company Data: Gaston Ash Pond Printed 7/23/2020, 2:08 PM

Constituent	Well	Upper Lim.	Lower Lim.	Compliance	Sig.	N	%NDs	Transform	Alpha	Method
Lithium (mg/L)	GN-AP-MW-7	0.02	0.02	0.04	No	14	100	No	0.01	NP (NDs)
Lithium (mg/L)	GN-AP-MW-8	0.02	0.02	0.04	No	14	100	No	0.01	NP (NDs)
Lithium (mg/L)	GN-AP-MW-9	0.02	0.02	0.04	No	14	100	No	0.01	NP (NDs)
Lithium (mg/L)	GN-AP-MW-10	0.02	0.02	0.04	No	14	100	No	0.01	NP (NDs)
Lithium (mg/L)	GN-AP-MW-11	0.02	0.02	0.04	No	14	100	No	0.01	NP (NDs)
Lithium (mg/L)	GN-AP-MW-12	0.02	0.02	0.04	No	14	100	No	0.01	NP (NDs)
Lithium (mg/L)	GN-AP-MW-13	0.02	0.02	0.04	No	14	100	No	0.01	NP (NDs)
Lithium (mg/L)	GN-AP-MW-14	0.02	0.0107	0.04	No	14	92.86	No	0.01	NP (NDs)
Lithium (mg/L)	GN-AP-MW-15R	0.08953	0.02875	0.04	No	17	11.76	sqrt(x)	0.01	Param.
Lithium (mg/L)	**GN-AP-MW-16**	**0.08424**	**0.07381**	**0.04**	**Yes**	**14**	**0**	**No**	**0.01**	**Param.**
Lithium (mg/L)	**GN-AP-MW-17**	**0.6818**	**0.5795**	**0.04**	**Yes**	**14**	**0**	**No**	**0.01**	**Param.**
Lithium (mg/L)	GN-AP-MW-18	0.04254	0.03565	0.04	No	14	0	No	0.01	Param.
Lithium (mg/L)	GN-AP-MW-19	0.02	0.02	0.04	No	14	100	No	0.01	NP (NDs)
Lithium (mg/L)	**GN-AP-MW-20**	**0.124**	**0.1073**	**0.04**	**Yes**	**14**	**0**	**No**	**0.01**	**Param.**
Lithium (mg/L)	GN-AP-MW-21	0.02	0.02	0.04	No	14	100	No	0.01	NP (NDs)
Lithium (mg/L)	GN-AP-MW-22	0.02	0.02	0.04	No	14	100	No	0.01	NP (NDs)
Mercury (mg/L)	GN-AP-MW-1	0.0005	0.0005	0.002	No	13	100	No	0.01	NP (NDs)
Mercury (mg/L)	GN-AP-MW-4	0.0005	0.000278	0.002	No	14	92.86	No	0.01	NP (NDs)
Mercury (mg/L)	GN-AP-MW-5	0.0005	0.0005	0.002	No	14	100	No	0.01	NP (NDs)
Mercury (mg/L)	GN-AP-MW-6	0.0005	0.0005	0.002	No	14	100	No	0.01	NP (NDs)
Mercury (mg/L)	GN-AP-MW-7	0.0005	0.0005	0.002	No	14	100	No	0.01	NP (NDs)
Mercury (mg/L)	GN-AP-MW-8	0.0005	0.0005	0.002	No	14	100	No	0.01	NP (NDs)
Mercury (mg/L)	GN-AP-MW-9	0.0005	0.0005	0.002	No	14	100	No	0.01	NP (NDs)
Mercury (mg/L)	GN-AP-MW-10	0.0005	0.0005	0.002	No	14	100	No	0.01	NP (NDs)
Mercury (mg/L)	GN-AP-MW-11	0.0005	0.0005	0.002	No	14	100	No	0.01	NP (NDs)
Mercury (mg/L)	GN-AP-MW-12	0.0005	0.0005	0.002	No	14	100	No	0.01	NP (NDs)
Mercury (mg/L)	GN-AP-MW-13	0.0005	0.0005	0.002	No	14	100	No	0.01	NP (NDs)
Mercury (mg/L)	GN-AP-MW-14	0.0005	0.0005	0.002	No	14	100	No	0.01	NP (NDs)
Mercury (mg/L)	GN-AP-MW-15R	0.0005	0.0005	0.002	No	17	100	No	0.01	NP (NDs)
Mercury (mg/L)	GN-AP-MW-16	0.0005	0.0005	0.002	No	14	100	No	0.01	NP (NDs)
Mercury (mg/L)	GN-AP-MW-17	0.0005	0.0005	0.002	No	14	100	No	0.01	NP (NDs)
Mercury (mg/L)	GN-AP-MW-18	0.0005	0.0005	0.002	No	14	100	No	0.01	NP (NDs)
Mercury (mg/L)	GN-AP-MW-19	0.0005	0.0005	0.002	No	14	100	No	0.01	NP (NDs)
Mercury (mg/L)	GN-AP-MW-20	0.0005	0.0005	0.002	No	14	100	No	0.01	NP (NDs)
Mercury (mg/L)	GN-AP-MW-21	0.0005	0.0005	0.002	No	14	100	No	0.01	NP (NDs)
Mercury (mg/L)	GN-AP-MW-22	0.0005	0.0005	0.002	No	14	100	No	0.01	NP (NDs)
Molybdenum (mg/L)	GN-AP-MW-1	0.02338	0.009438	0.1	No	13	0	sqrt(x)	0.01	Param.
Molybdenum (mg/L)	GN-AP-MW-4	0.01	0.01	0.1	No	14	100	No	0.01	NP (NDs)
Molybdenum (mg/L)	**GN-AP-MW-5**	**0.311**	**0.1916**	**0.1**	**Yes**	**14**	**0**	**No**	**0.01**	**Param.**
Molybdenum (mg/L)	GN-AP-MW-6	0.01634	0.01132	0.1	No	14	0	No	0.01	Param.
Molybdenum (mg/L)	GN-AP-MW-7	0.01	0.01	0.1	No	14	100	No	0.01	NP (NDs)
Molybdenum (mg/L)	GN-AP-MW-8	0.01	0.0042	0.1	No	14	85.71	No	0.01	NP (NDs)
Molybdenum (mg/L)	GN-AP-MW-9	0.01	0.00344	0.1	No	14	71.43	No	0.01	NP (NDs)
Molybdenum (mg/L)	GN-AP-MW-10	0.01	0.01	0.1	No	14	100	No	0.01	NP (NDs)
Molybdenum (mg/L)	GN-AP-MW-11	0.01	0.01	0.1	No	14	100	No	0.01	NP (NDs)
Molybdenum (mg/L)	GN-AP-MW-12	0.01	0.01	0.1	No	14	100	No	0.01	NP (NDs)
Molybdenum (mg/L)	GN-AP-MW-13	0.01	0.01	0.1	No	14	100	No	0.01	NP (NDs)
Molybdenum (mg/L)	GN-AP-MW-14	0.01	0.00361	0.1	No	14	92.86	No	0.01	NP (NDs)
Molybdenum (mg/L)	GN-AP-MW-15R	0.1971	0.06614	0.1	No	17	0	sqrt(x)	0.01	Param.
Molybdenum (mg/L)	**GN-AP-MW-16**	**0.3224**	**0.2787**	**0.1**	**Yes**	**14**	**0**	**No**	**0.01**	**Param.**
Molybdenum (mg/L)	**GN-AP-MW-17**	**2.386**	**1.967**	**0.1**	**Yes**	**14**	**0**	**No**	**0.01**	**Param.**
Molybdenum (mg/L)	GN-AP-MW-18	0.02093	0.01729	0.1	No	14	0	No	0.01	Param.
Molybdenum (mg/L)	GN-AP-MW-19	0.01369	0.01196	0.1	No	14	0	No	0.01	Param.
Molybdenum (mg/L)	**GN-AP-MW-20**	**0.7825**	**0.6746**	**0.1**	**Yes**	**14**	**0**	**No**	**0.01**	**Param.**
Molybdenum (mg/L)	GN-AP-MW-21	0.01273	0.00599	0.1	No	14	0	No	0.01	Param.
Molybdenum (mg/L)	GN-AP-MW-22	0.07906	0.06157	0.1	No	14	0	No	0.01	Param.
Selenium (mg/L)	GN-AP-MW-1	0.01	0.01	0.05	No	13	100	No	0.01	NP (NDs)
Selenium (mg/L)	GN-AP-MW-4	0.01	0.01	0.05	No	14	100	No	0.01	NP (NDs)
Selenium (mg/L)	GN-AP-MW-5	0.01	0.01	0.05	No	14	100	No	0.01	NP (NDs)
Selenium (mg/L)	GN-AP-MW-6	0.01	0.01	0.05	No	14	100	No	0.01	NP (NDs)
Selenium (mg/L)	GN-AP-MW-7	0.01	0.01	0.05	No	14	100	No	0.01	NP (NDs)
Selenium (mg/L)	GN-AP-MW-8	0.01	0.01	0.05	No	14	100	No	0.01	NP (NDs)
Selenium (mg/L)	GN-AP-MW-9	0.01	0.01	0.05	No	14	100	No	0.01	NP (NDs)
Selenium (mg/L)	GN-AP-MW-10	0.01	0.01	0.05	No	14	100	No	0.01	NP (NDs)
Selenium (mg/L)	GN-AP-MW-11	0.01	0.01	0.05	No	14	100	No	0.01	NP (NDs)
Selenium (mg/L)	GN-AP-MW-12	0.01	0.01	0.05	No	14	100	No	0.01	NP (NDs)
Selenium (mg/L)	GN-AP-MW-13	0.01	0.01	0.05	No	14	100	No	0.01	NP (NDs)
Selenium (mg/L)	GN-AP-MW-14	0.01	0.01	0.05	No	14	100	No	0.01	NP (NDs)

Confidence Intervals - All Results

Plant Gaston Client: Southern Company Data: Gaston Ash Pond Printed 7/23/2020, 2:08 PM

Constituent	Well	Upper Lim.	Lower Lim.	Compliance	Sig.	N	%NDs	Transform	Alpha	Method
Selenium (mg/L)	GN-AP-MW-15R	0.01	0.01	0.05	No	17	100	No	0.01	NP (NDs)
Selenium (mg/L)	GN-AP-MW-16	0.01	0.01	0.05	No	14	100	No	0.01	NP (NDs)
Selenium (mg/L)	GN-AP-MW-17	0.01	0.01	0.05	No	14	100	No	0.01	NP (NDs)
Selenium (mg/L)	GN-AP-MW-18	0.01	0.01	0.05	No	14	100	No	0.01	NP (NDs)
Selenium (mg/L)	GN-AP-MW-19	0.01	0.01	0.05	No	14	100	No	0.01	NP (NDs)
Selenium (mg/L)	GN-AP-MW-20	0.01	0.01	0.05	No	14	100	No	0.01	NP (NDs)
Selenium (mg/L)	GN-AP-MW-21	0.01	0.01	0.05	No	14	100	No	0.01	NP (NDs)
Selenium (mg/L)	GN-AP-MW-22	0.01	0.01	0.05	No	14	100	No	0.01	NP (NDs)
Thallium (mg/L)	GN-AP-MW-1	0.001	0.001	0.002	No	13	100	No	0.01	NP (NDs)
Thallium (mg/L)	GN-AP-MW-4	0.001	0.001	0.002	No	14	100	No	0.01	NP (NDs)
Thallium (mg/L)	GN-AP-MW-5	0.001	0.001	0.002	No	14	100	No	0.01	NP (NDs)
Thallium (mg/L)	GN-AP-MW-6	0.001	0.001	0.002	No	14	100	No	0.01	NP (NDs)
Thallium (mg/L)	GN-AP-MW-7	0.001	0.001	0.002	No	14	100	No	0.01	NP (NDs)
Thallium (mg/L)	GN-AP-MW-8	0.001	0.001	0.002	No	14	100	No	0.01	NP (NDs)
Thallium (mg/L)	GN-AP-MW-9	0.001	0.001	0.002	No	14	100	No	0.01	NP (NDs)
Thallium (mg/L)	GN-AP-MW-10	0.001	0.001	0.002	No	14	100	No	0.01	NP (NDs)
Thallium (mg/L)	GN-AP-MW-11	0.001	0.001	0.002	No	14	100	No	0.01	NP (NDs)
Thallium (mg/L)	GN-AP-MW-12	0.001	0.001	0.002	No	14	100	No	0.01	NP (NDs)
Thallium (mg/L)	GN-AP-MW-13	0.001	0.001	0.002	No	14	100	No	0.01	NP (NDs)
Thallium (mg/L)	GN-AP-MW-14	0.001	0.001	0.002	No	14	100	No	0.01	NP (NDs)
Thallium (mg/L)	GN-AP-MW-15R	0.001	0.001	0.002	No	17	100	No	0.01	NP (NDs)
Thallium (mg/L)	GN-AP-MW-16	0.001	0.001	0.002	No	14	100	No	0.01	NP (NDs)
Thallium (mg/L)	GN-AP-MW-17	0.001	0.001	0.002	No	14	100	No	0.01	NP (NDs)
Thallium (mg/L)	GN-AP-MW-18	0.0004102	0.0003473	0.002	No	14	0	No	0.01	Param.
Thallium (mg/L)	GN-AP-MW-19	0.001	0.001	0.002	No	14	100	No	0.01	NP (NDs)
Thallium (mg/L)	GN-AP-MW-20	0.001	0.001	0.002	No	14	100	No	0.01	NP (NDs)
Thallium (mg/L)	GN-AP-MW-21	0.001	0.001	0.002	No	14	100	No	0.01	NP (NDs)
Thallium (mg/L)	GN-AP-MW-22	0.001	0.001	0.002	No	14	100	No	0.01	NP (NDs)

Sanitas™ v.9.6.24 Sanitas software licensed to Southern Company. UG

Non-Parametric Confidence Interval

Compliance Limit is not exceeded. Per-well alpha = 0.01.

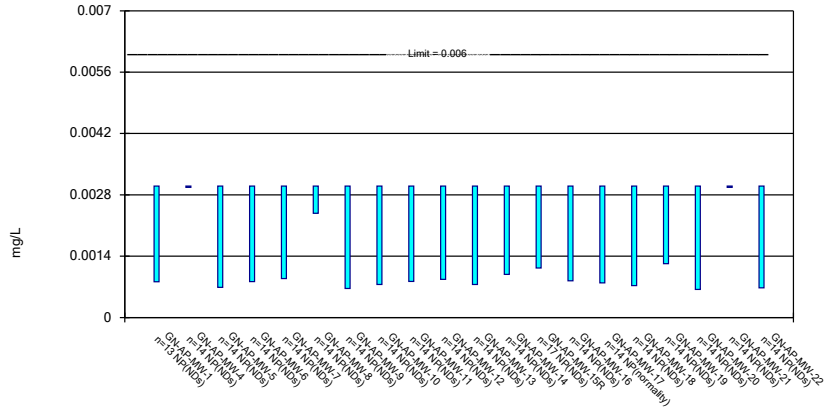

Constituent: Antimony Analysis Run 7/23/2020 2:04 PM View: Confidence Intervals - App IV

Plant Gaston Client: Southern Company Data: Gaston Ash Pond

Sanitas™ v.9.6.24 Sanitas software licensed to Southern Company. UG

Parametric and Non-Parametric (NP) Confidence Interval

Compliance limit is exceeded.* Per-well alpha = 0.01. Normality Test: Shapiro Wilk, alpha based on n.

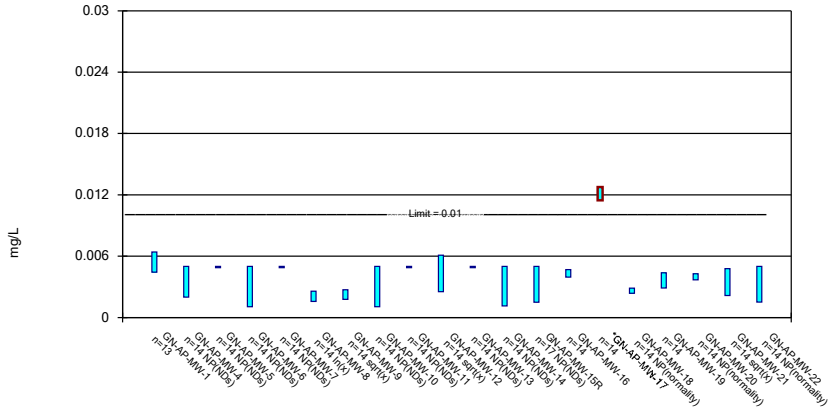

Constituent: Arsenic Analysis Run 7/23/2020 2:04 PM View: Confidence Intervals - App IV

Plant Gaston Client: Southern Company Data: Gaston Ash Pond

Sanitas™ v.9.6.24 Sanitas software licensed to Southern Company. UG

Parametric and Non-Parametric (NP) Confidence Interval

Compliance Limit is not exceeded. Per-well alpha = 0.01. Normality Test: Shapiro Wilk, alpha based on n.

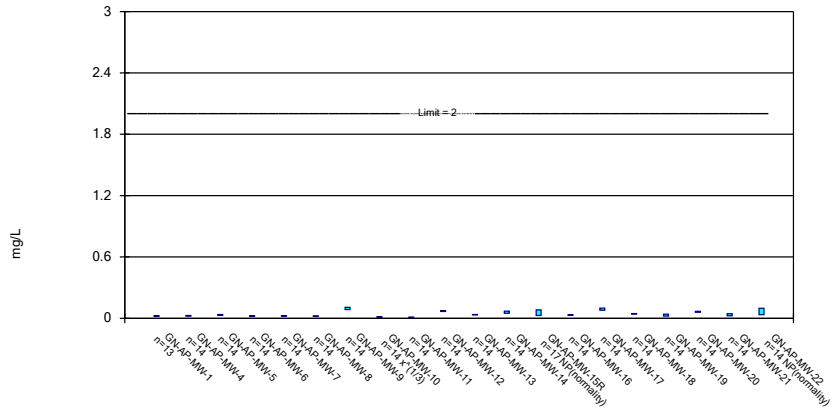

Constituent: Barium Analysis Run 7/23/2020 2:05 PM View: Confidence Intervals - App IV

Plant Gaston Client: Southern Company Data: Gaston Ash Pond

Sanitas™ v.9.6.24 Sanitas software licensed to Southern Company. UG

Non-Parametric Confidence Interval

Compliance Limit is not exceeded. Per-well alpha = 0.01.

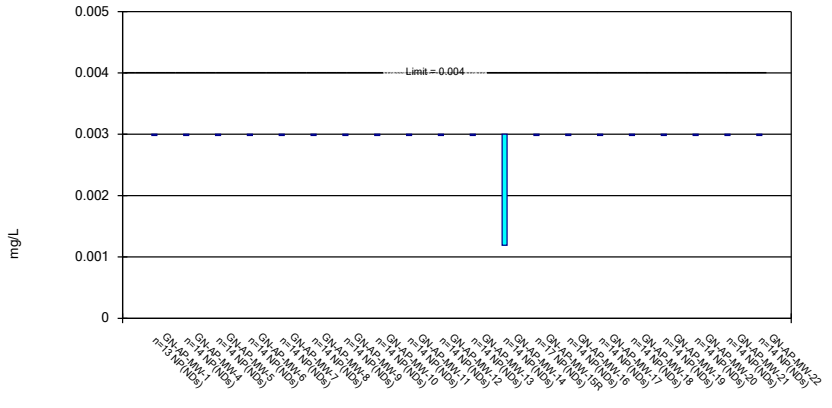

Constituent: Beryllium Analysis Run 7/23/2020 2:05 PM View: Confidence Intervals - App IV

Plant Gaston Client: Southern Company Data: Gaston Ash Pond

Sanitas™ v.9.6.24 Sanitas software licensed to Southern Company. UG

Parametric and Non-Parametric (NP) Confidence Interval

Compliance Limit is not exceeded. Per-well alpha = 0.01. Normality Test: Shapiro Wilk, alpha based on n.

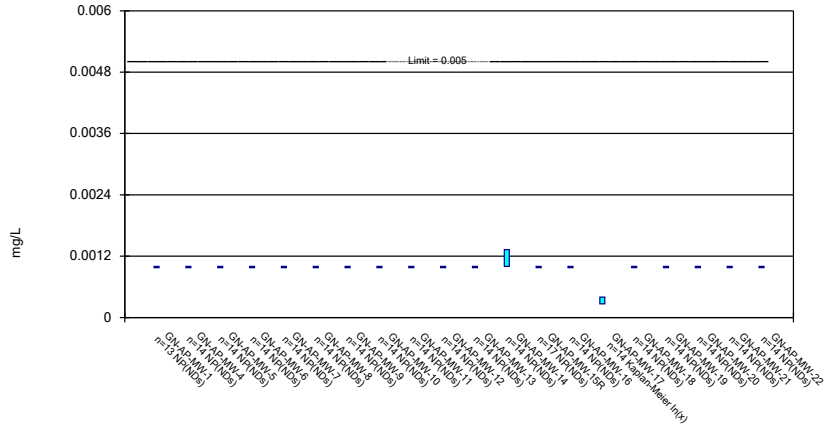

Constituent: Cadmium Analysis Run 7/23/2020 2:05 PM View: Confidence Intervals - App IV
Plant Gaston Client: Southern Company Data: Gaston Ash Pond

Sanitas™ v.9.6.24 Sanitas software licensed to Southern Company. UG

Non-Parametric Confidence Interval

Compliance Limit is not exceeded. Per-well alpha = 0.01.

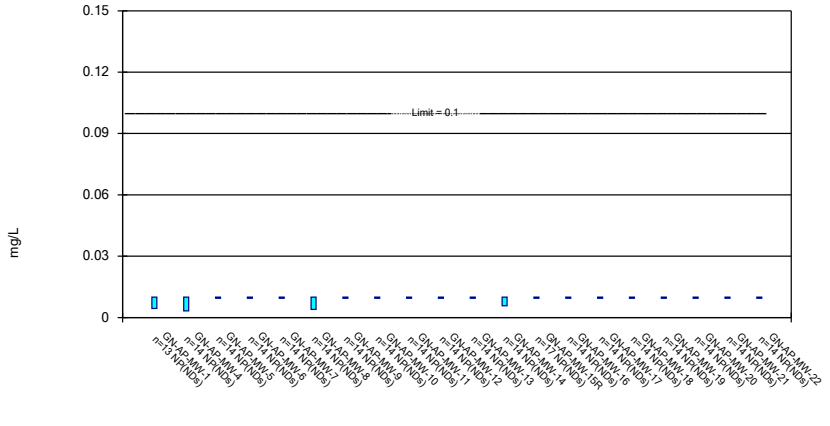

Constituent: Chromium Analysis Run 7/23/2020 2:05 PM View: Confidence Intervals - App IV
Plant Gaston Client: Southern Company Data: Gaston Ash Pond

Sanitas™ v.9.6.24 Sanitas software licensed to Southern Company. UG

Non-Parametric Confidence Interval

Compliance Limit is not exceeded. Per-well alpha = 0.01.

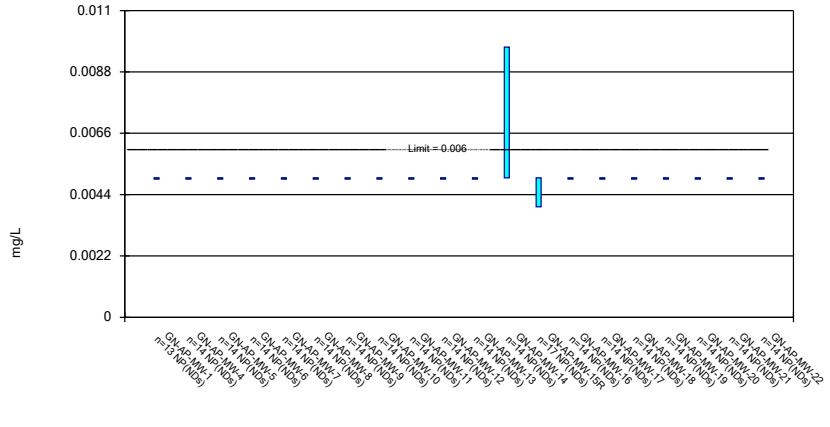

Constituent: Cobalt Analysis Run 7/23/2020 2:05 PM View: Confidence Intervals - App IV
Plant Gaston Client: Southern Company Data: Gaston Ash Pond

Sanitas™ v.9.6.24 Sanitas software licensed to Southern Company. UG

Parametric and Non-Parametric (NP) Confidence Interval

Compliance limit is exceeded.* Per-well alpha = 0.01. Normality Test: Shapiro Wilk, alpha based on n.

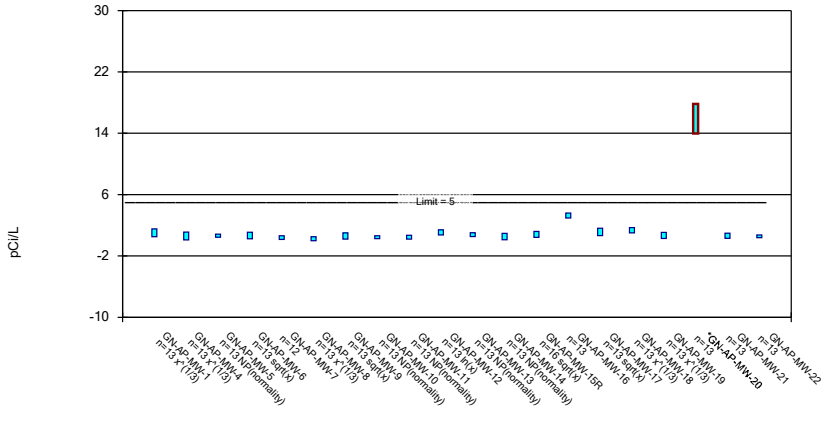

Constituent: Combined Radium 226 + 228 Analysis Run 7/23/2020 2:05 PM View: Confidence Intervals -
Plant Gaston Client: Southern Company Data: Gaston Ash Pond

Sanitas™ v.9.6.24 Sanitas software licensed to Southern Company. UG

Parametric and Non-Parametric (NP) Confidence Interval

Compliance Limit is not exceeded. Per-well alpha = 0.01. Normality Test: Shapiro Wilk, alpha based on n.

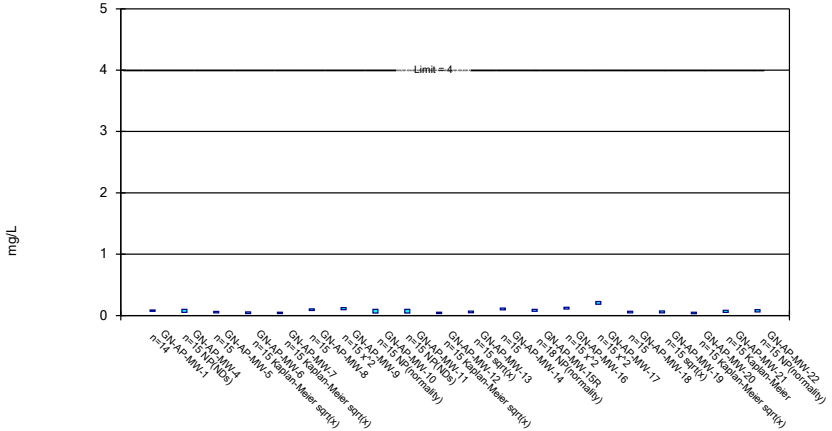

Constituent: Fluoride Analysis Run 7/23/2020 2:05 PM View: Confidence Intervals - App IV

Plant Gaston Client: Southern Company Data: Gaston Ash Pond

Sanitas™ v.9.6.24 Sanitas software licensed to Southern Company. UG

Non-Parametric Confidence Interval

Compliance Limit is not exceeded. Per-well alpha = 0.01.

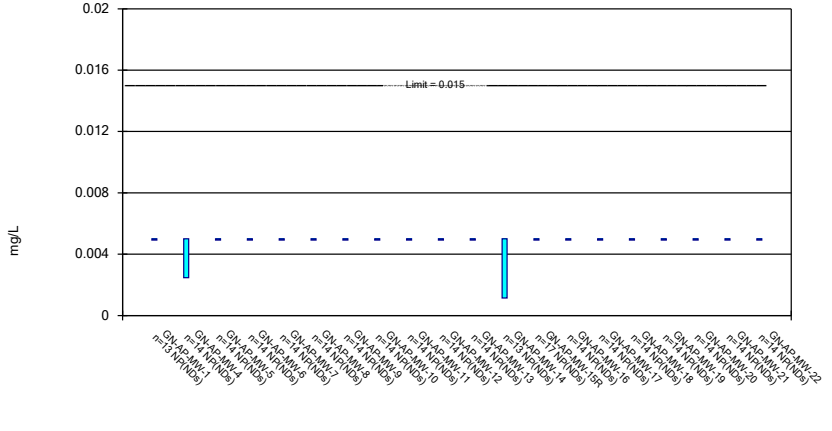

Constituent: Lead Analysis Run 7/23/2020 2:05 PM View: Confidence Intervals - App IV

Plant Gaston Client: Southern Company Data: Gaston Ash Pond

Sanitas™ v.9.6.24 Sanitas software licensed to Southern Company. UG

Parametric and Non-Parametric (NP) Confidence Interval

Compliance limit is exceeded.* Per-well alpha = 0.01. Normality Test: Shapiro Wilk, alpha based on n.

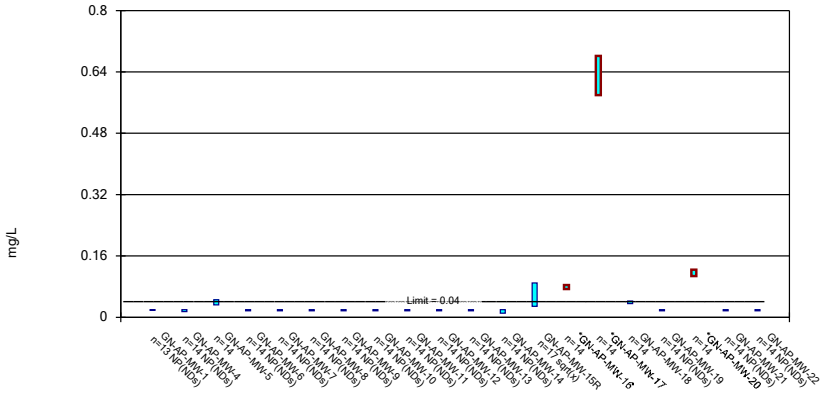

Constituent: Lithium Analysis Run 7/23/2020 2:06 PM View: Confidence Intervals - App IV

Plant Gaston Client: Southern Company Data: Gaston Ash Pond

Sanitas™ v.9.6.24 Sanitas software licensed to Southern Company. UG

Non-Parametric Confidence Interval

Compliance Limit is not exceeded. Per-well alpha = 0.01.

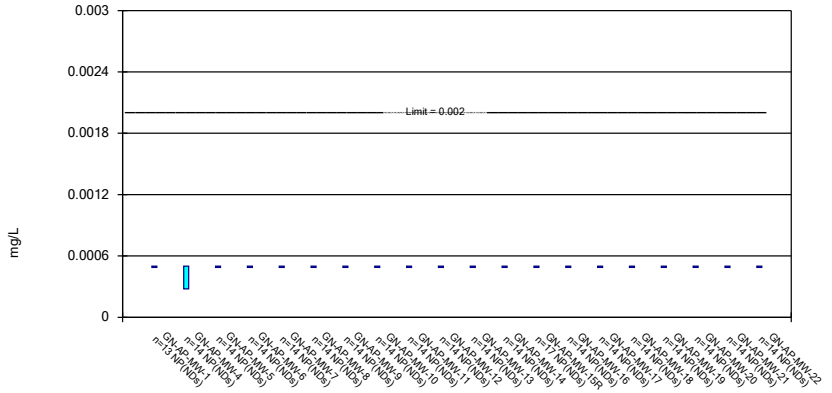

Constituent: Mercury Analysis Run 7/23/2020 2:06 PM View: Confidence Intervals - App IV

Plant Gaston Client: Southern Company Data: Gaston Ash Pond

Sanitas™ v.9.6.24 Sanitas software licensed to Southern Company. UG

Parametric and Non-Parametric (NP) Confidence Interval

Compliance limit is exceeded.* Per-well alpha = 0.01. Normality Test: Shapiro Wilk, alpha based on n.

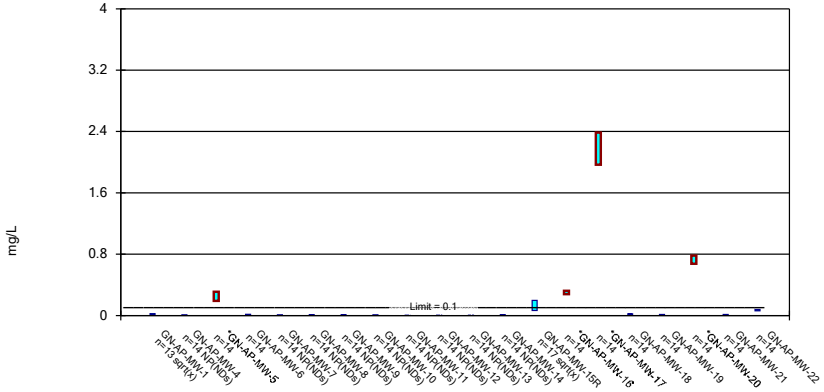

Constituent: Molybdenum Analysis Run 7/23/2020 2:06 PM View: Confidence Intervals - App IV

Plant Gaston Client: Southern Company Data: Gaston Ash Pond

Sanitas™ v.9.6.24 Sanitas software licensed to Southern Company. UG

Non-Parametric Confidence Interval

Compliance Limit is not exceeded. Per-well alpha = 0.01.

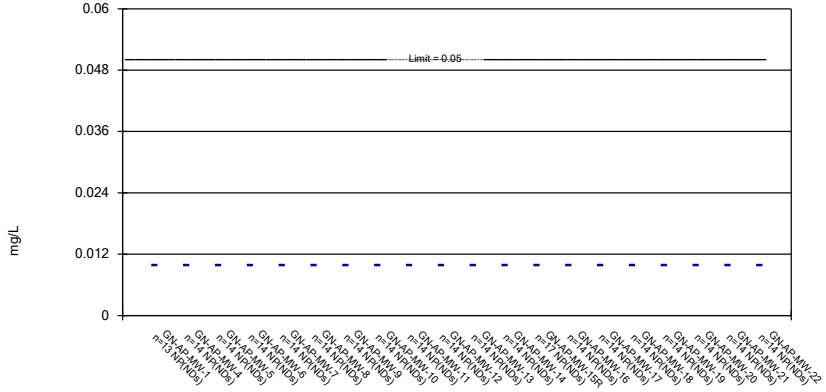

Constituent: Selenium Analysis Run 7/23/2020 2:06 PM View: Confidence Intervals - App IV

Plant Gaston Client: Southern Company Data: Gaston Ash Pond

Sanitas™ v.9.6.24 Sanitas software licensed to Southern Company. UG

Parametric and Non-Parametric (NP) Confidence Interval

Compliance Limit is not exceeded. Per-well alpha = 0.01. Normality Test: Shapiro Wilk, alpha based on n.

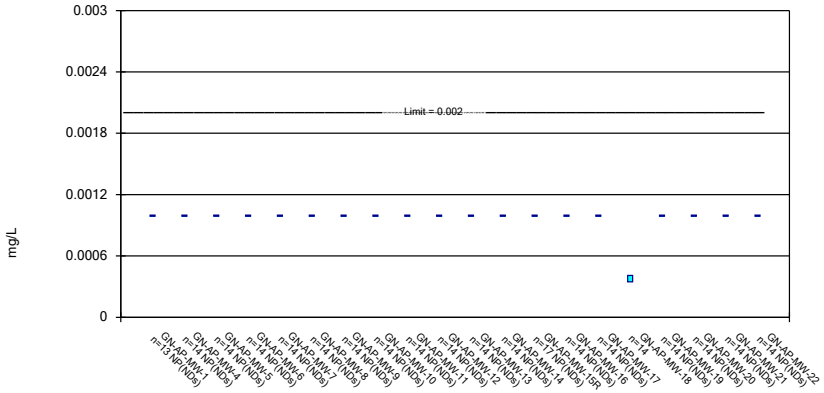

Constituent: Thallium Analysis Run 7/23/2020 2:06 PM View: Confidence Intervals - App IV

Plant Gaston Client: Southern Company Data: Gaston Ash Pond

Sanitas™ v.9.6.24 Sanitas software licensed to Southern Company. UG

Power Curve

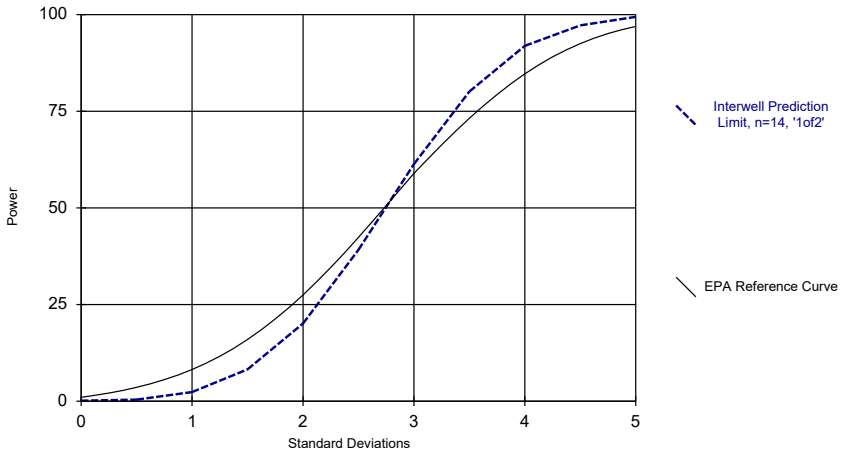

Kappa = 2.702, based on 20 compliance wells and 7 constituents, evaluated semi-annually (this report reflects annual total).

Analysis Run 7/23/2020 2:09 PM View: Power Curves

Plant Gaston Client: Southern Company Data: Gaston Ash Pond

2nd
Semi-Annual
Monitoring Event

GROUNDWATER STATS CONSULTING

October 28, 2020

Southern Company Services
Attn: Mr. Greg Dyer
3535 Colonnade Parkway
Birmingham, AL 35243

Re: Plant Gaston Ash Pond
2nd Semi-Annual Analysis – July 2020

Dear Mr. Dyer,

Groundwater Stats Consulting, formerly the statistical consulting division of Sanitas Technologies, is pleased to provide the statistical analysis of groundwater data for the July 2020 2nd semi-annual sample event for Alabama Power Company's Plant Gaston Ash Pond. The analysis complies with the federal rule for the Disposal of Coal Combustion Residuals from Electric Utilities (CCR Rule, 2015) as well as with the USEPA Unified Guidance (2009).

Sampling began at site for the CCR program in 2016. The monitoring well network, as provided by Southern Company Services, consists of the following:

- **Upgradient wells:** GN-AP-MW-2 and GN-AP-MW-3
- **Downgradient wells:** GN-AP-MW-1, GN-AP-MW-4, GN-AP-MW-5, GN-AP-MW-6, GN-AP-MW-7, GN-AP-MW-8, GN-AP-MW-9, GN-AP-MW-10, GN-AP-MW-11, GN-AP-MW-12, GN-AP-MW-13, GN-AP-MW-14, GN-AP-MW-15R, GN-AP-MW-16, GN-AP-MW-17, GN-AP-MW-18, GN-AP-MW-19, GN-AP-MW-20, GN-AP-MW-21, and GN-AP-MW-22
- **Delineation wells:** GN-AP-MW-16V, GN-AP-MW-17V, GN-AP-MW-17SV, GN-AP-MW-20V, GN-AP-MW-20SV, GN-AP-MW-23D, GN-AP-MW-31V, GN-AP-MW-31VR, GN-AP-MW-32V, GN-AP-MW-33V, GN-AP-MW-34V, GN-AP-MW-35V, GN-AP-MW-36V, GN-AP-MW-37, GN-AP-MW-23S, GN-AP-MW-26, GN-AP-MW-27, GN-AP-MW-28H, GN-AP-MW-29H, and GN-AP-MW-30H

Data from delineation wells are included on time series and box plots but did not require formal statistics. Note that wells GN-AP-MW-1 and GN-AP-MW-2 have been abandoned but are included on time series for historical data purposes.

Data were sent electronically to Groundwater Stats Consulting, and the statistical analysis was prepared according to the Statistical Analysis Plan approved by Dr. Kirk Cameron, PhD Statistician with MacStat Consulting, primary author of the USEPA Unified Guidance, and Senior Advisor to Groundwater Stats Consulting. The analysis was reviewed by Kristina Rayner, Groundwater Statistician and Founder of Groundwater Stats Consulting.

The CCR program consists of the following constituents:

> **Appendix III** (Detection Monitoring) - boron, calcium, chloride, fluoride, pH, sulfate, and TDS
> **Appendix IV** (Assessment Monitoring) - antimony, arsenic, barium, beryllium, cadmium, chromium, cobalt, combined radium 226 + 228, fluoride, lead, lithium, mercury, molybdenum, selenium, and thallium

Note that when there are no detections present in downgradient wells for a given constituent, statistical analyses are not required. A summary of well/constituent pairs with 100% nondetects follows this letter. A substitution of the most recent reporting limit is used for nondetect data.

Time series plots for Appendix III and IV parameters at all wells are provided for the purpose of screening data at these wells (Figure A). A substitution of the most recent reporting limit is used for nondetect data. Additionally, a separate section of box plots is included for all constituents at upgradient and downgradient wells (Figure B). The time series plots are used to initially screen for suspected outliers and trends, while the box plots provide visual representation of variation within individual wells and between all wells.

In earlier analyses, data at all wells were evaluated for the following: 1) outliers; 2) trends; 3) most appropriate statistical method for Appendix III parameters based on analysis of the spatial variability of groundwater quality data among wells upgradient of the facility; and 4) eligibility of downgradient wells when intrawell statistical methods are recommended. Power curves are provided in this report to demonstrate that the selected statistical methods for Appendix III parameters comply with the USEPA Unified Guidance. The EPA suggests that the selected statistical method should provide at least 55% power at 3 standard deviations or at least 80% power at 4 standard deviations. Power curves are based on the following statistical methods and site/data characteristics:

- Semi-Annual Sampling
- Interwell Prediction Limits with 1-of-2 resample plan
- Background Number: 28
- # Constituents: 7
- # Downgradient wells: 19

Summary of Statistical Methods – Appendix III Parameters

Based on the earlier evaluation described above, interwell prediction limits were utilized in the analysis of this site.

Parametric prediction limits are utilized when the screened historical data follow a normal or transformed-normal distribution. When data cannot be normalized or the majority of data are nondetects, a nonparametric test is utilized. While the false positive rate associated with the parametric limits is based on an annual 10% as recommended by the EPA Unified Guidance (2009), the false positive rate associated with the nonparametric limits is dependent upon the available background sample size, number of future comparisons, and verification resample plan. The distribution of data is tested using the Shapiro-Wilk/Shapiro-Francia test for normality. After testing for normality and performing any adjustments as discussed below (US EPA, 2009), data are analyzed using either parametric or non-parametric prediction limits.

- No statistical analyses are required on wells and analytes containing 100% nondetects (USEPA Unified Guidance, 2009, Chapter 6).
- When data contain <15% nondetects in background, simple substitution of one-half the reporting limit is utilized in the statistical analysis. The reporting limit utilized for nondetects is the practical quantification limit (PQL) as reported by the laboratory.
- When data contain between 15-50% nondetects, the Kaplan-Meier nondetect adjustment is applied to the background data. This technique adjusts the mean and standard deviation of the historical concentrations to account for concentrations below the reporting limit.
- Nonparametric prediction limits are used on data containing greater than 50% nondetects.

Natural systems continuously evolve due to physical changes made to the environment. Examples include capping a landfill, paving areas near a well, or lining a drainage channel to prevent erosion. Periodic updating of background statistical limits is necessary to accommodate these types of changes. In the interwell case, prediction limits are updated with upgradient well data during each event after careful screening for any new outliers.

While not required for this report, in some cases, deselecting the earlier portion of data may be necessary prior to construction of limits so that resulting statistical limits are conservative (lower) from a regulatory perspective and capable of rapidly detecting changes in groundwater quality. Even though the data are excluded from the calculation, the values will continue to be reported and shown in tables and graphs.

Background Update Summary – Conducted in September 2019

Interwell prediction limits, which compare the most recent sample from each downgradient well to statistical limits constructed from pooled upgradient well data, are updated during each sample event. Data from upgradient wells are periodically re-screened for newly developing trends, which may require adjustment of the background period to eliminate the trend, as well as for outliers over the entire record. Interwell prediction limits are used to evaluate boron, calcium, chloride, fluoride, pH, sulfate, and TDS.

Prior to performing prediction limits, proposed background data through April/May 2019 were reviewed to identify any newly suspected outliers at all upgradient wells for boron, calcium, chloride, fluoride, pH, sulfate, and TDS. Both Tukey's Test and visual screening are used to identify potential outliers. When identified, values were flagged with "o" and excluded to reduce variation, better represent background conditions, and provide limits that are conservative from a regulatory perspective. Potential outliers that are identified by Tukey's test but are not greatly different from the rest of the data are not flagged. Also, outliers that are not identified as important by Tukey's test may be identified visually. As mentioned above, flagged data are displayed in a lighter font and as a disconnected symbol on the time series reports, as well as in a lighter font on the accompanying data pages. Summaries of both Tukey's test results and of flagged values follow this letter.

The Sen's Slope/Mann Kendall trend test was used to evaluate the entire record of data from upgradient wells for parameters utilizing interwell prediction limits. When statistically significant increasing trends are identified in upgradient wells, the earlier portion of data is deselected prior to construction of interwell statistical limits if the trending data would result in statistical limits that are not conservative from a regulatory perspective. A statistically significant trend was noted in upgradient well GN-AP-MW-1 for calcium and was included on Trend Test Summary Table during the September 2019 screening. This trend required no adjustments, however, because the period of record is short and/or the magnitude of the trend was low relative to the average concentrations in background. Since that time, GN-AP-MW-1 has been redesignated from an upgradient well to a downgradient well and is currently abandoned. No statistically significant trends were noted in either of the upgradient wells.

Evaluation of Appendix III Parameters – July 2020

Background (upgradient) well data for Appendix III constituents were re-assessed for potential outliers during this analysis. No new values were flagged. Values in background which have been flagged as outliers may be seen in a lighter font and as a disconnected symbol on the graphs. A summary of flagged outliers follows this report (Figure C).

Interwell prediction limits combined with a 1-of-2 verification strategy were constructed for all Appendix III parameters (Figure D). Interwell prediction limits pool upgradient well data to establish a background limit for an individual constituent. Although well GN-AP-MW-2 has been abandoned, it is still used in calculations for statistical limits. The most recent sample from each downgradient well is compared to the background limit to determine whether there are statistically significant increases (SSIs).

In the event of an initial exceedance of compliance well data, the 1-of-2 resample plan allows for collection of one additional sample to determine whether the initial exceedance is confirmed. When the resample confirms the initial exceedance, a statistically significant increase (SSI) is identified, and further research would be required to identify the cause of the exceedance (i.e. impact from the site, natural variation, or an off-site source). If a resample falls within the statistical limit, the initial exceedance is considered to be a false positive result; therefore, no further action is necessary. A summary of the prediction limits results may be found in the Prediction Limit Summary tables following this letter. Several exceedances for interwell prediction limits were identified.

When prediction limit exceedances are identified in downgradient wells, data are further evaluated using the Sen's Slope/Mann Kendall trend test to determine whether concentrations are statistically increasing, decreasing, or stable (Figure E). Upgradient wells are included in the trend analyses for all parameters found to exceed their prediction limit in downgradient wells to identify whether similar patterns exist upgradient of the site which is an indication of natural variability in groundwater unrelated to practices at the site. A summary of the trend test results follows this letter. Statistically significant trends were identified for the following well/constituent pairs:

Increasing:

- Boron: GN-AP-MW-11, GN-AP-MW-12, and GN-AP-MW-15R
- Calcium: GN-AP-MW-12 and GN-AP-MW-22
- Chloride: GN-AP-MW-6, GN-AP-MW-9, GN-AP-MW-15R, GN-AP-MW-16, GN-AP-MW-17, GN-AP-MW-18, GN-AP-MW-20, and GN-AP-MW-22
- Fluoride: GN-AP-MW-9

- Sulfate: GN-AP-MW-11 and GN-AP-MW-12
- TDS: GN-AP-MW-9, GN-AP-MW-11, GN-AP-MW-12, and GN-AP-MW-22

Decreasing:

- pH: GN-AP-MW-22
- TDS: GN-AP-MW-8

Evaluation of Appendix IV Parameters – July 2020

Data from all wells for Appendix IV parameters are reassessed for outliers during each analysis. No new outliers were flagged. A summary of previously flagged outliers follows this report (Figure C).

In accordance with Alabama Department of Environmental Management, the Groundwater Protections Standards (GWPS) utilized during the 2019 2nd semi-annual report were used in the confidence interval analysis for this 2020 2nd semi-annual report. The GWPS will be updated during the 2021 2nd semi-annual statistical analysis. The methodology used to create these GWPS is described below.

First, background limits were determined using tolerance limits constructed from pooled upgradient well data. The tolerance limits contain a known fraction (coverage) of the background population with a known level of confidence. When data followed a normal or transformed-normal distribution, parametric tolerance limits were used to calculate background limits for Appendix IV parameters using pooled upgradient well data through September 2019 with a target of 95% confidence and 95% coverage (Figure F).

Nonparametric tolerance limits, which use the highest value in background as the statistical limit, were constructed when data did not follow a normal or transformed-normal distribution or when there were greater than 50% nondetects. The confidence and coverage levels for nonparametric tolerance limits are dependent upon the number of background samples. These background limits are then compared to the Maximum Contaminant Levels (MCLs) for each parameter, and the higher of the two is used as the GWPS (Figure G) in the confidence interval comparisons described below. Note that none of the parametric tolerance limits resulted in higher limits than the established MCLs or CCR-Rule Specified Limits. In future UTL calculations, nonparametric tolerance limits will be used exclusively, as requested by ADEM, to eliminate variation among upgradient well data.

Confidence intervals were then constructed on downgradient wells using a maximum of the most recent 8 samples through July 2020 for each of the Appendix IV parameters.

These intervals were constructed as either parametric or nonparametric confidence intervals depending on the data distribution and percentage of nondetects. Date ranges were set for well/constituent pairs that had more than 8 samples between the dates of 6/20/2017 and 7/29/2020 and a list of those well/constituent pairs follows this report. As mentioned above, well/constituent pairs with 100% nondetects did not require statistics and were, therefore, deselected prior to construction confidence intervals. A list of deselected well/constituent pairs also follows this report. The decision logic, with respect to the use of a parametric or nonparametric confidence interval, is similar to that used to construct tolerance limits as discussed above. Each confidence interval is compared with the corresponding GWPS. Only when the entire confidence interval is above the GWPS is the well/constituent pair considered to exceed its respective standard. Both a tabular summary and graphical presentation of the confidence interval results follow this letter (Figure H). Exceedances were noted for the following well/constituent pairs:

- Arsenic: GN-AP-MW-17
- Combined Radium: GN-AP-MW-20
- Lithium: GN-AP-MW-15R, GN-AP-MW-16, GN-AP-MW-17, and GN-AP-MW-20
- Molybenum: GN-AP-MW-5, GN-AP-MW-15R, GN-AP-MW-16, GN-AP-MW-17, and GN-AP-MW-20

Thank you for the opportunity to assist you in the statistical analysis of groundwater quality for Plant Gaston Ash Pond. If you have any questions or comments, please feel free to contact us.

For Groundwater Stats Consulting,

Abdul Diane
Groundwater Analyst

Kristina Rayner
Groundwater Statistician

100% Non-Detects

Analysis Run 10/19/2020 4:42 PM View: Appendix IV ND
Plant Gaston Client: Southern Company Data: Gaston Ash Pond

Antimony (mg/L)
GN-AP-MW-10, GN-AP-MW-11, GN-AP-MW-13, GN-AP-MW-16, GN-AP-MW-18, GN-AP-MW-20, GN-AP-MW-21, GN-AP-MW-22, GN-AP-MW-4, GN-AP-MW-5, GN-AP-MW-8, GN-AP-MW-9

Arsenic (mg/L)
GN-AP-MW-10, GN-AP-MW-11, GN-AP-MW-13, GN-AP-MW-4, GN-AP-MW-5, GN-AP-MW-6, GN-AP-MW-7

Beryllium (mg/L)
GN-AP-MW-10, GN-AP-MW-11, GN-AP-MW-12, GN-AP-MW-13, GN-AP-MW-14, GN-AP-MW-15R, GN-AP-MW-16, GN-AP-MW-17, GN-AP-MW-18, GN-AP-MW-19, GN-AP-MW-20, GN-AP-MW-21, GN-AP-MW-22, GN-AP-MW-4, GN-AP-MW-5, GN-AP-MW-6, GN-AP-MW-7, GN-AP-MW-8, GN-AP-MW-9

Cadmium (mg/L)
GN-AP-MW-10, GN-AP-MW-11, GN-AP-MW-12, GN-AP-MW-13, GN-AP-MW-14, GN-AP-MW-15R, GN-AP-MW-16, GN-AP-MW-18, GN-AP-MW-19, GN-AP-MW-20, GN-AP-MW-21, GN-AP-MW-22, GN-AP-MW-4, GN-AP-MW-5, GN-AP-MW-6, GN-AP-MW-7, GN-AP-MW-8, GN-AP-MW-9

Chromium (mg/L)
GN-AP-MW-10, GN-AP-MW-11, GN-AP-MW-12, GN-AP-MW-13, GN-AP-MW-14, GN-AP-MW-15R, GN-AP-MW-16, GN-AP-MW-17, GN-AP-MW-18, GN-AP-MW-19, GN-AP-MW-20, GN-AP-MW-21, GN-AP-MW-22, GN-AP-MW-4, GN-AP-MW-5, GN-AP-MW-6, GN-AP-MW-7, GN-AP-MW-9

Cobalt (mg/L)
GN-AP-MW-10, GN-AP-MW-11, GN-AP-MW-12, GN-AP-MW-13, GN-AP-MW-14, GN-AP-MW-15R, GN-AP-MW-16, GN-AP-MW-17, GN-AP-MW-18, GN-AP-MW-19, GN-AP-MW-20, GN-AP-MW-21, GN-AP-MW-22, GN-AP-MW-4, GN-AP-MW-5, GN-AP-MW-6, GN-AP-MW-7, GN-AP-MW-8, GN-AP-MW-9

Lead (mg/L)
GN-AP-MW-10, GN-AP-MW-11, GN-AP-MW-12, GN-AP-MW-13, GN-AP-MW-14, GN-AP-MW-15R, GN-AP-MW-16, GN-AP-MW-17, GN-AP-MW-18, GN-AP-MW-19, GN-AP-MW-20, GN-AP-MW-21, GN-AP-MW-22, GN-AP-MW-4, GN-AP-MW-5, GN-AP-MW-6, GN-AP-MW-7, GN-AP-MW-8, GN-AP-MW-9

Lithium (mg/L)
GN-AP-MW-10, GN-AP-MW-11, GN-AP-MW-12, GN-AP-MW-13, GN-AP-MW-14, GN-AP-MW-19, GN-AP-MW-21, GN-AP-MW-22, GN-AP-MW-4, GN-AP-MW-6, GN-AP-MW-7, GN-AP-MW-8, GN-AP-MW-9

Mercury (mg/L)
GN-AP-MW-10, GN-AP-MW-11, GN-AP-MW-12, GN-AP-MW-13, GN-AP-MW-14, GN-AP-MW-15R, GN-AP-MW-16, GN-AP-MW-17, GN-AP-MW-18, GN-AP-MW-19, GN-AP-MW-20, GN-AP-MW-21, GN-AP-MW-22, GN-AP-MW-4, GN-AP-MW-5, GN-AP-MW-6, GN-AP-MW-7, GN-AP-MW-8, GN-AP-MW-9

Molybdenum (mg/L)
GN-AP-MW-10, GN-AP-MW-11, GN-AP-MW-12, GN-AP-MW-13, GN-AP-MW-14, GN-AP-MW-4, GN-AP-MW-7, GN-AP-MW-8

Selenium (mg/L)
GN-AP-MW-10, GN-AP-MW-11, GN-AP-MW-12, GN-AP-MW-13, GN-AP-MW-14, GN-AP-MW-15R, GN-AP-MW-16, GN-AP-MW-17, GN-AP-MW-18, GN-AP-MW-19, GN-AP-MW-20, GN-AP-MW-21, GN-AP-MW-22, GN-AP-MW-4, GN-AP-MW-5, GN-AP-MW-6, GN-AP-MW-7, GN-AP-MW-8, GN-AP-MW-9

Thallium (mg/L)
GN-AP-MW-10, GN-AP-MW-11, GN-AP-MW-12, GN-AP-MW-13, GN-AP-MW-14, GN-AP-MW-15R, GN-AP-MW-16, GN-AP-MW-17, GN-AP-MW-19, GN-AP-MW-20, GN-AP-MW-21, GN-AP-MW-22, GN-AP-MW-4, GN-AP-MW-5, GN-AP-MW-6, GN-AP-MW-7, GN-AP-MW-8, GN-AP-MW-9

Interwell Power Curve

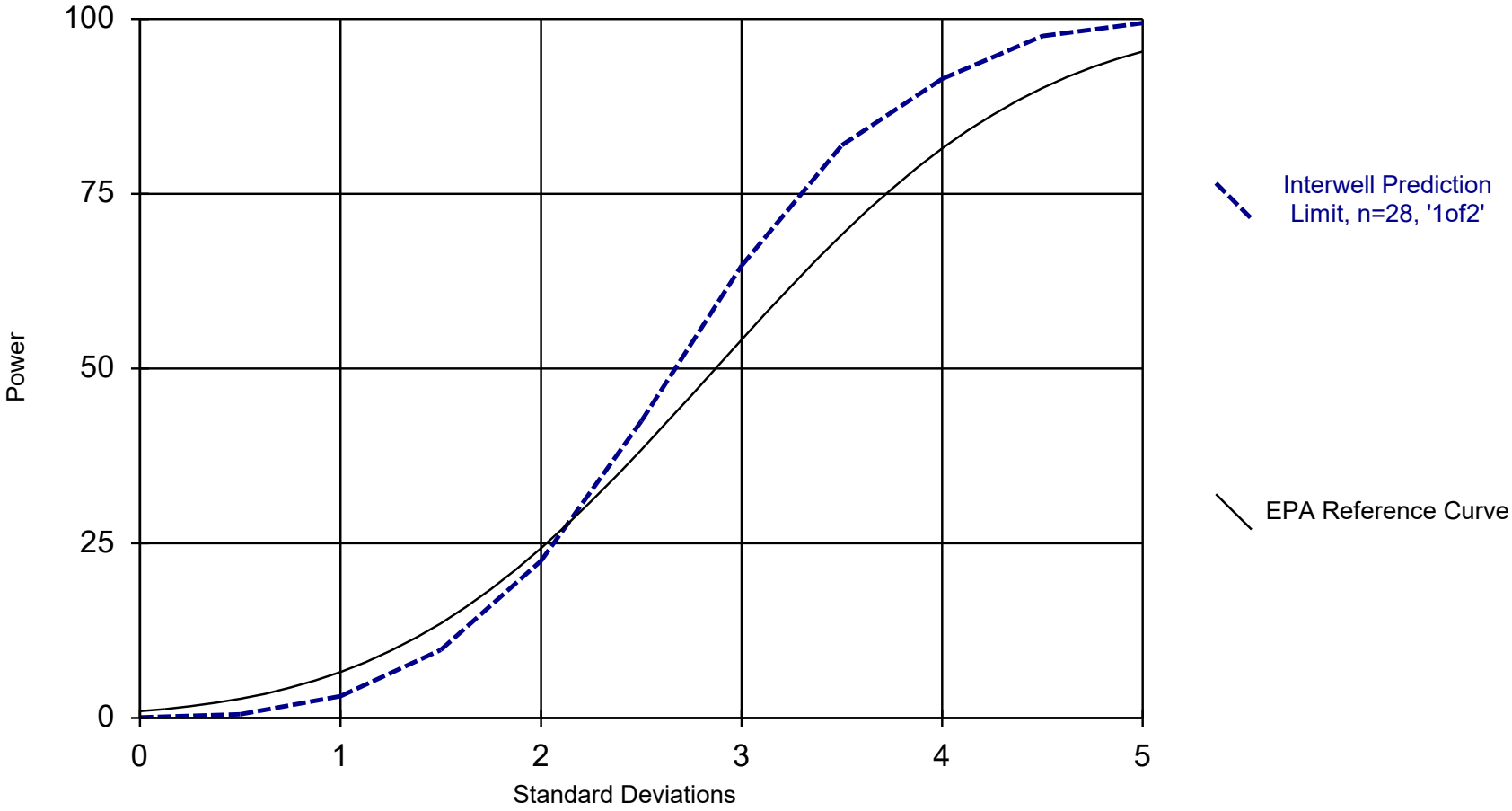

Kappa = 2.139, based on 19 compliance wells and 7 constituents, evaluated annually.

Analysis Run 10/15/2020 11:49 AM

Plant Gaston Client: Southern Company Data: Gaston Ash Pond

Interwell Prediction Limits - Significant Results

Plant Gaston Client: Southern Company Data: Gaston Ash Pond Printed 10/20/2020, 1:35 PM

Constituent	Well	Upper Lim.	Lower Lim.	Date	Observ.	Sig.	Bg N	Bg Mean	Std. Dev.	%NDs	ND Adj.	Transform	Alpha	Method
Boron (mg/L)	GN-AP-MW-11	0.1	n/a	7/22/2020	0.205	Yes	28	n/a	n/a	100	n/a	n/a	0.002004	NP Inter (NDs) 1 of 2
Boron (mg/L)	GN-AP-MW-12	0.1	n/a	7/27/2020	0.444	Yes	28	n/a	n/a	100	n/a	n/a	0.002004	NP Inter (NDs) 1 of 2
Boron (mg/L)	GN-AP-MW-15R	0.1	n/a	7/28/2020	2.7	Yes	28	n/a	n/a	100	n/a	n/a	0.002004	NP Inter (NDs) 1 of 2
Boron (mg/L)	GN-AP-MW-16	0.1	n/a	7/28/2020	1.33	Yes	28	n/a	n/a	100	n/a	n/a	0.002004	NP Inter (NDs) 1 of 2
Boron (mg/L)	GN-AP-MW-17	0.1	n/a	7/29/2020	3.06	Yes	28	n/a	n/a	100	n/a	n/a	0.002004	NP Inter (NDs) 1 of 2
Boron (mg/L)	GN-AP-MW-18	0.1	n/a	7/22/2020	1.37	Yes	28	n/a	n/a	100	n/a	n/a	0.002004	NP Inter (NDs) 1 of 2
Boron (mg/L)	GN-AP-MW-20	0.1	n/a	7/22/2020	3.86	Yes	28	n/a	n/a	100	n/a	n/a	0.002004	NP Inter (NDs) 1 of 2
Boron (mg/L)	GN-AP-MW-21	0.1	n/a	7/28/2020	1.84	Yes	28	n/a	n/a	100	n/a	n/a	0.002004	NP Inter (NDs) 1 of 2
Boron (mg/L)	GN-AP-MW-22	0.1	n/a	7/28/2020	1.97	Yes	28	n/a	n/a	100	n/a	n/a	0.002004	NP Inter (NDs) 1 of 2
Boron (mg/L)	GN-AP-MW-4	0.1	n/a	7/27/2020	0.3	Yes	28	n/a	n/a	100	n/a	n/a	0.002004	NP Inter (NDs) 1 of 2
Boron (mg/L)	GN-AP-MW-5	0.1	n/a	7/28/2020	2.05	Yes	28	n/a	n/a	100	n/a	n/a	0.002004	NP Inter (NDs) 1 of 2
Boron (mg/L)	GN-AP-MW-6	0.1	n/a	7/28/2020	2.79	Yes	28	n/a	n/a	100	n/a	n/a	0.002004	NP Inter (NDs) 1 of 2
Boron (mg/L)	GN-AP-MW-7	0.1	n/a	7/28/2020	1.81	Yes	28	n/a	n/a	100	n/a	n/a	0.002004	NP Inter (NDs) 1 of 2
Calcium (mg/L)	GN-AP-MW-10	37.23	n/a	7/22/2020	38.5	Yes	27	32.18	2.156	0	None	No	0.000396	Param Inter 1 of 2
Calcium (mg/L)	GN-AP-MW-11	37.23	n/a	7/22/2020	39	Yes	27	32.18	2.156	0	None	No	0.000396	Param Inter 1 of 2
Calcium (mg/L)	GN-AP-MW-12	37.23	n/a	7/27/2020	65.7	Yes	27	32.18	2.156	0	None	No	0.000396	Param Inter 1 of 2
Calcium (mg/L)	GN-AP-MW-13	37.23	n/a	7/27/2020	45.5	Yes	27	32.18	2.156	0	None	No	0.000396	Param Inter 1 of 2
Calcium (mg/L)	GN-AP-MW-14	37.23	n/a	7/23/2020	88.6	Yes	27	32.18	2.156	0	None	No	0.000396	Param Inter 1 of 2
Calcium (mg/L)	GN-AP-MW-15R	37.23	n/a	7/28/2020	102	Yes	27	32.18	2.156	0	None	No	0.000396	Param Inter 1 of 2
Calcium (mg/L)	GN-AP-MW-16	37.23	n/a	7/28/2020	48.1	Yes	27	32.18	2.156	0	None	No	0.000396	Param Inter 1 of 2
Calcium (mg/L)	GN-AP-MW-17	37.23	n/a	7/29/2020	103	Yes	27	32.18	2.156	0	None	No	0.000396	Param Inter 1 of 2
Calcium (mg/L)	GN-AP-MW-18	37.23	n/a	7/22/2020	117	Yes	27	32.18	2.156	0	None	No	0.000396	Param Inter 1 of 2
Calcium (mg/L)	GN-AP-MW-19	37.23	n/a	7/27/2020	42.6	Yes	27	32.18	2.156	0	None	No	0.000396	Param Inter 1 of 2
Calcium (mg/L)	GN-AP-MW-20	37.23	n/a	7/22/2020	161	Yes	27	32.18	2.156	0	None	No	0.000396	Param Inter 1 of 2
Calcium (mg/L)	GN-AP-MW-21	37.23	n/a	7/28/2020	80.8	Yes	27	32.18	2.156	0	None	No	0.000396	Param Inter 1 of 2
Calcium (mg/L)	GN-AP-MW-22	37.23	n/a	7/28/2020	92.3	Yes	27	32.18	2.156	0	None	No	0.000396	Param Inter 1 of 2
Calcium (mg/L)	GN-AP-MW-4	37.23	n/a	7/27/2020	57	Yes	27	32.18	2.156	0	None	No	0.000396	Param Inter 1 of 2
Calcium (mg/L)	GN-AP-MW-5	37.23	n/a	7/28/2020	67.8	Yes	27	32.18	2.156	0	None	No	0.000396	Param Inter 1 of 2
Calcium (mg/L)	GN-AP-MW-6	37.23	n/a	7/28/2020	82.5	Yes	27	32.18	2.156	0	None	No	0.000396	Param Inter 1 of 2
Calcium (mg/L)	GN-AP-MW-7	37.23	n/a	7/28/2020	84.9	Yes	27	32.18	2.156	0	None	No	0.000396	Param Inter 1 of 2
Calcium (mg/L)	GN-AP-MW-8	37.23	n/a	7/29/2020	49.4	Yes	27	32.18	2.156	0	None	No	0.000396	Param Inter 1 of 2
Chloride (mg/L)	GN-AP-MW-11	5.4	n/a	7/22/2020	6.75	Yes	28	n/a	n/a	3.571	n/a	n/a	0.002004	NP Inter (normality) 1 of 2
Chloride (mg/L)	GN-AP-MW-12	5.4	n/a	7/27/2020	19.8	Yes	28	n/a	n/a	3.571	n/a	n/a	0.002004	NP Inter (normality) 1 of 2
Chloride (mg/L)	GN-AP-MW-15R	5.4	n/a	7/28/2020	110	Yes	28	n/a	n/a	3.571	n/a	n/a	0.002004	NP Inter (normality) 1 of 2
Chloride (mg/L)	GN-AP-MW-16	5.4	n/a	7/28/2020	17.4	Yes	28	n/a	n/a	3.571	n/a	n/a	0.002004	NP Inter (normality) 1 of 2
Chloride (mg/L)	GN-AP-MW-17	5.4	n/a	7/29/2020	26.5	Yes	28	n/a	n/a	3.571	n/a	n/a	0.002004	NP Inter (normality) 1 of 2
Chloride (mg/L)	GN-AP-MW-18	5.4	n/a	7/22/2020	12.3	Yes	28	n/a	n/a	3.571	n/a	n/a	0.002004	NP Inter (normality) 1 of 2
Chloride (mg/L)	GN-AP-MW-19	5.4	n/a	7/27/2020	12.1	Yes	28	n/a	n/a	3.571	n/a	n/a	0.002004	NP Inter (normality) 1 of 2
Chloride (mg/L)	GN-AP-MW-20	5.4	n/a	7/22/2020	19.3	Yes	28	n/a	n/a	3.571	n/a	n/a	0.002004	NP Inter (normality) 1 of 2
Chloride (mg/L)	GN-AP-MW-21	5.4	n/a	7/28/2020	47	Yes	28	n/a	n/a	3.571	n/a	n/a	0.002004	NP Inter (normality) 1 of 2
Chloride (mg/L)	GN-AP-MW-22	5.4	n/a	7/28/2020	66.1	Yes	28	n/a	n/a	3.571	n/a	n/a	0.002004	NP Inter (normality) 1 of 2
Chloride (mg/L)	GN-AP-MW-4	5.4	n/a	7/27/2020	20.2	Yes	28	n/a	n/a	3.571	n/a	n/a	0.002004	NP Inter (normality) 1 of 2
Chloride (mg/L)	GN-AP-MW-5	5.4	n/a	7/28/2020	44.2	Yes	28	n/a	n/a	3.571	n/a	n/a	0.002004	NP Inter (normality) 1 of 2
Chloride (mg/L)	GN-AP-MW-6	5.4	n/a	7/28/2020	64.2	Yes	28	n/a	n/a	3.571	n/a	n/a	0.002004	NP Inter (normality) 1 of 2
Chloride (mg/L)	GN-AP-MW-7	5.4	n/a	7/28/2020	22.3	Yes	28	n/a	n/a	3.571	n/a	n/a	0.002004	NP Inter (normality) 1 of 2
Chloride (mg/L)	GN-AP-MW-9	5.4	n/a	7/29/2020	8.93	Yes	28	n/a	n/a	3.571	n/a	n/a	0.002004	NP Inter (normality) 1 of 2
Fluoride (mg/L)	GN-AP-MW-16	0.1	n/a	7/28/2020	0.124	Yes	30	n/a	n/a	70	n/a	n/a	0.001758	NP Inter (NDs) 1 of 2
Fluoride (mg/L)	GN-AP-MW-17	0.1	n/a	7/29/2020	0.185	Yes	30	n/a	n/a	70	n/a	n/a	0.001758	NP Inter (NDs) 1 of 2
Fluoride (mg/L)	GN-AP-MW-9	0.1	n/a	7/29/2020	0.116	Yes	30	n/a	n/a	70	n/a	n/a	0.001758	NP Inter (NDs) 1 of 2
pH (pH)	GN-AP-MW-12	7.953	7.527	7/27/2020	7.47	Yes	30	7.74	0.0924	0	None	No	0.000198	Param Inter 1 of 2
pH (pH)	GN-AP-MW-13	7.953	7.527	7/27/2020	7.48	Yes	30	7.74	0.0924	0	None	No	0.000198	Param Inter 1 of 2
pH (pH)	GN-AP-MW-14	7.953	7.527	7/23/2020	7.44	Yes	30	7.74	0.0924	0	None	No	0.000198	Param Inter 1 of 2
pH (pH)	GN-AP-MW-15R	7.953	7.527	7/28/2020	7.5	Yes	30	7.74	0.0924	0	None	No	0.000198	Param Inter 1 of 2
pH (pH)	GN-AP-MW-16	7.953	7.527	7/28/2020	8.02	Yes	30	7.74	0.0924	0	None	No	0.000198	Param Inter 1 of 2
pH (pH)	GN-AP-MW-17	7.953	7.527	7/29/2020	9.38	Yes	30	7.74	0.0924	0	None	No	0.000198	Param Inter 1 of 2
pH (pH)	GN-AP-MW-18	7.953	7.527	7/22/2020	6.54	Yes	30	7.74	0.0924	0	None	No	0.000198	Param Inter 1 of 2

Interwell Prediction Limits - Significant Results

Plant Gaston Client: Southern Company Data: Gaston Ash Pond Printed 10/20/2020, 1:35 PM

Constituent	Well	Upper Lim.	Lower Lim.	Date	Observ.	Sig.	Bg N	Bg Mean	Std. Dev.	%NDs	ND Adj.	Transform	Alpha	Method
pH (pH)	GN-AP-MW-22	7.953	7.527	7/28/2020	7.43	Yes	30	7.74	0.0924	0	None	No	0.000198	Param Inter 1 of 2
pH (pH)	GN-AP-MW-4	7.953	7.527	7/27/2020	7.3	Yes	30	7.74	0.0924	0	None	No	0.000198	Param Inter 1 of 2
pH (pH)	GN-AP-MW-7	7.953	7.527	7/28/2020	7.32	Yes	30	7.74	0.0924	0	None	No	0.000198	Param Inter 1 of 2
pH (pH)	GN-AP-MW-8	7.953	7.527	7/29/2020	7.39	Yes	30	7.74	0.0924	0	None	No	0.000198	Param Inter 1 of 2
Sulfate (mg/L)	GN-AP-MW-11	8.675	n/a	7/22/2020	45.3	Yes	28	1.777	0.5014	3.571	None	sqrt(x)	0.000396	Param Inter 1 of 2
Sulfate (mg/L)	GN-AP-MW-12	8.675	n/a	7/27/2020	108	Yes	28	1.777	0.5014	3.571	None	sqrt(x)	0.000396	Param Inter 1 of 2
Sulfate (mg/L)	GN-AP-MW-14	8.675	n/a	7/23/2020	97.9	Yes	28	1.777	0.5014	3.571	None	sqrt(x)	0.000396	Param Inter 1 of 2
Sulfate (mg/L)	GN-AP-MW-15R	8.675	n/a	7/28/2020	239	Yes	28	1.777	0.5014	3.571	None	sqrt(x)	0.000396	Param Inter 1 of 2
Sulfate (mg/L)	GN-AP-MW-16	8.675	n/a	7/28/2020	143	Yes	28	1.777	0.5014	3.571	None	sqrt(x)	0.000396	Param Inter 1 of 2
Sulfate (mg/L)	GN-AP-MW-17	8.675	n/a	7/29/2020	309	Yes	28	1.777	0.5014	3.571	None	sqrt(x)	0.000396	Param Inter 1 of 2
Sulfate (mg/L)	GN-AP-MW-18	8.675	n/a	7/22/2020	180	Yes	28	1.777	0.5014	3.571	None	sqrt(x)	0.000396	Param Inter 1 of 2
Sulfate (mg/L)	GN-AP-MW-19	8.675	n/a	7/27/2020	23.7	Yes	28	1.777	0.5014	3.571	None	sqrt(x)	0.000396	Param Inter 1 of 2
Sulfate (mg/L)	GN-AP-MW-20	8.675	n/a	7/22/2020	568	Yes	28	1.777	0.5014	3.571	None	sqrt(x)	0.000396	Param Inter 1 of 2
Sulfate (mg/L)	GN-AP-MW-21	8.675	n/a	7/28/2020	177	Yes	28	1.777	0.5014	3.571	None	sqrt(x)	0.000396	Param Inter 1 of 2
Sulfate (mg/L)	GN-AP-MW-22	8.675	n/a	7/28/2020	175	Yes	28	1.777	0.5014	3.571	None	sqrt(x)	0.000396	Param Inter 1 of 2
Sulfate (mg/L)	GN-AP-MW-4	8.675	n/a	7/27/2020	21.7	Yes	28	1.777	0.5014	3.571	None	sqrt(x)	0.000396	Param Inter 1 of 2
Sulfate (mg/L)	GN-AP-MW-5	8.675	n/a	7/28/2020	152	Yes	28	1.777	0.5014	3.571	None	sqrt(x)	0.000396	Param Inter 1 of 2
Sulfate (mg/L)	GN-AP-MW-6	8.675	n/a	7/28/2020	189	Yes	28	1.777	0.5014	3.571	None	sqrt(x)	0.000396	Param Inter 1 of 2
Sulfate (mg/L)	GN-AP-MW-7	8.675	n/a	7/28/2020	160	Yes	28	1.777	0.5014	3.571	None	sqrt(x)	0.000396	Param Inter 1 of 2
Sulfate (mg/L)	GN-AP-MW-9	8.675	n/a	7/29/2020	14.7	Yes	28	1.777	0.5014	3.571	None	sqrt(x)	0.000396	Param Inter 1 of 2
TDS (mg/L)	GN-AP-MW-11	185.5	n/a	7/22/2020	216	Yes	28	152.9	13.96	0	None	No	0.000396	Param Inter 1 of 2
TDS (mg/L)	GN-AP-MW-12	185.5	n/a	7/27/2020	378	Yes	28	152.9	13.96	0	None	No	0.000396	Param Inter 1 of 2
TDS (mg/L)	GN-AP-MW-13	185.5	n/a	7/27/2020	202	Yes	28	152.9	13.96	0	None	No	0.000396	Param Inter 1 of 2
TDS (mg/L)	GN-AP-MW-14	185.5	n/a	7/23/2020	399	Yes	28	152.9	13.96	0	None	No	0.000396	Param Inter 1 of 2
TDS (mg/L)	GN-AP-MW-15R	185.5	n/a	7/28/2020	606	Yes	28	152.9	13.96	0	None	No	0.000396	Param Inter 1 of 2
TDS (mg/L)	GN-AP-MW-16	185.5	n/a	7/28/2020	284	Yes	28	152.9	13.96	0	None	No	0.000396	Param Inter 1 of 2
TDS (mg/L)	GN-AP-MW-17	185.5	n/a	7/29/2020	566	Yes	28	152.9	13.96	0	None	No	0.000396	Param Inter 1 of 2
TDS (mg/L)	GN-AP-MW-18	185.5	n/a	7/22/2020	594	Yes	28	152.9	13.96	0	None	No	0.000396	Param Inter 1 of 2
TDS (mg/L)	GN-AP-MW-19	185.5	n/a	7/27/2020	223	Yes	28	152.9	13.96	0	None	No	0.000396	Param Inter 1 of 2
TDS (mg/L)	GN-AP-MW-20	185.5	n/a	7/22/2020	934	Yes	28	152.9	13.96	0	None	No	0.000396	Param Inter 1 of 2
TDS (mg/L)	GN-AP-MW-21	185.5	n/a	7/28/2020	476	Yes	28	152.9	13.96	0	None	No	0.000396	Param Inter 1 of 2
TDS (mg/L)	GN-AP-MW-22	185.5	n/a	7/28/2020	500	Yes	28	152.9	13.96	0	None	No	0.000396	Param Inter 1 of 2
TDS (mg/L)	GN-AP-MW-4	185.5	n/a	7/27/2020	284	Yes	28	152.9	13.96	0	None	No	0.000396	Param Inter 1 of 2
TDS (mg/L)	GN-AP-MW-5	185.5	n/a	7/28/2020	406	Yes	28	152.9	13.96	0	None	No	0.000396	Param Inter 1 of 2
TDS (mg/L)	GN-AP-MW-6	185.5	n/a	7/28/2020	485	Yes	28	152.9	13.96	0	None	No	0.000396	Param Inter 1 of 2
TDS (mg/L)	GN-AP-MW-7	185.5	n/a	7/28/2020	434	Yes	28	152.9	13.96	0	None	No	0.000396	Param Inter 1 of 2
TDS (mg/L)	GN-AP-MW-8	185.5	n/a	7/29/2020	253	Yes	28	152.9	13.96	0	None	No	0.000396	Param Inter 1 of 2
TDS (mg/L)	GN-AP-MW-9	185.5	n/a	7/29/2020	215	Yes	28	152.9	13.96	0	None	No	0.000396	Param Inter 1 of 2

Interwell Prediction Limits - All Results

Plant Gaston Client: Southern Company Data: Gaston Ash Pond Printed 10/20/2020, 1:35 PM

Constituent	Well	Upper Lim.	Lower Lim.	Date	Observ.	Sig.	Bg N	Bg Mean	Std. Dev.	%NDs	ND Adj.	Transform	Alpha	Method
Boron (mg/L)	GN-AP-MW-10	0.1	n/a	7/22/2020	0.1ND	No	28	n/a	n/a	100	n/a	n/a	0.002004	NP Inter (NDs) 1 of 2
Boron (mg/L)	**GN-AP-MW-11**	**0.1**	**n/a**	**7/22/2020**	**0.205**	**Yes**	**28**	**n/a**	**n/a**	**100**	**n/a**	**n/a**	**0.002004**	**NP Inter (NDs) 1 of 2**
Boron (mg/L)	**GN-AP-MW-12**	**0.1**	**n/a**	**7/27/2020**	**0.444**	**Yes**	**28**	**n/a**	**n/a**	**100**	**n/a**	**n/a**	**0.002004**	**NP Inter (NDs) 1 of 2**
Boron (mg/L)	GN-AP-MW-13	0.1	n/a	7/27/2020	0.1ND	No	28	n/a	n/a	100	n/a	n/a	0.002004	NP Inter (NDs) 1 of 2
Boron (mg/L)	GN-AP-MW-14	0.1	n/a	7/23/2020	0.1ND	No	28	n/a	n/a	100	n/a	n/a	0.002004	NP Inter (NDs) 1 of 2
Boron (mg/L)	**GN-AP-MW-15R**	**0.1**	**n/a**	**7/28/2020**	**2.7**	**Yes**	**28**	**n/a**	**n/a**	**100**	**n/a**	**n/a**	**0.002004**	**NP Inter (NDs) 1 of 2**
Boron (mg/L)	**GN-AP-MW-16**	**0.1**	**n/a**	**7/28/2020**	**1.33**	**Yes**	**28**	**n/a**	**n/a**	**100**	**n/a**	**n/a**	**0.002004**	**NP Inter (NDs) 1 of 2**
Boron (mg/L)	**GN-AP-MW-17**	**0.1**	**n/a**	**7/29/2020**	**3.06**	**Yes**	**28**	**n/a**	**n/a**	**100**	**n/a**	**n/a**	**0.002004**	**NP Inter (NDs) 1 of 2**
Boron (mg/L)	**GN-AP-MW-18**	**0.1**	**n/a**	**7/22/2020**	**1.37**	**Yes**	**28**	**n/a**	**n/a**	**100**	**n/a**	**n/a**	**0.002004**	**NP Inter (NDs) 1 of 2**
Boron (mg/L)	GN-AP-MW-19	0.1	n/a	7/27/2020	0.1ND	No	28	n/a	n/a	100	n/a	n/a	0.002004	NP Inter (NDs) 1 of 2
Boron (mg/L)	**GN-AP-MW-20**	**0.1**	**n/a**	**7/22/2020**	**3.86**	**Yes**	**28**	**n/a**	**n/a**	**100**	**n/a**	**n/a**	**0.002004**	**NP Inter (NDs) 1 of 2**
Boron (mg/L)	**GN-AP-MW-21**	**0.1**	**n/a**	**7/28/2020**	**1.84**	**Yes**	**28**	**n/a**	**n/a**	**100**	**n/a**	**n/a**	**0.002004**	**NP Inter (NDs) 1 of 2**
Boron (mg/L)	**GN-AP-MW-22**	**0.1**	**n/a**	**7/28/2020**	**1.97**	**Yes**	**28**	**n/a**	**n/a**	**100**	**n/a**	**n/a**	**0.002004**	**NP Inter (NDs) 1 of 2**
Boron (mg/L)	**GN-AP-MW-4**	**0.1**	**n/a**	**7/27/2020**	**0.3**	**Yes**	**28**	**n/a**	**n/a**	**100**	**n/a**	**n/a**	**0.002004**	**NP Inter (NDs) 1 of 2**
Boron (mg/L)	**GN-AP-MW-5**	**0.1**	**n/a**	**7/28/2020**	**2.05**	**Yes**	**28**	**n/a**	**n/a**	**100**	**n/a**	**n/a**	**0.002004**	**NP Inter (NDs) 1 of 2**
Boron (mg/L)	**GN-AP-MW-6**	**0.1**	**n/a**	**7/28/2020**	**2.79**	**Yes**	**28**	**n/a**	**n/a**	**100**	**n/a**	**n/a**	**0.002004**	**NP Inter (NDs) 1 of 2**
Boron (mg/L)	**GN-AP-MW-7**	**0.1**	**n/a**	**7/28/2020**	**1.81**	**Yes**	**28**	**n/a**	**n/a**	**100**	**n/a**	**n/a**	**0.002004**	**NP Inter (NDs) 1 of 2**
Boron (mg/L)	GN-AP-MW-8	0.1	n/a	7/29/2020	0.1ND	No	28	n/a	n/a	100	n/a	n/a	0.002004	NP Inter (NDs) 1 of 2
Boron (mg/L)	GN-AP-MW-9	0.1	n/a	7/29/2020	0.1ND	No	28	n/a	n/a	100	n/a	n/a	0.002004	NP Inter (NDs) 1 of 2
Calcium (mg/L)	**GN-AP-MW-10**	**37.23**	**n/a**	**7/22/2020**	**38.5**	**Yes**	**27**	**32.18**	**2.156**	**0**	**None**	**No**	**0.000396**	**Param Inter 1 of 2**
Calcium (mg/L)	**GN-AP-MW-11**	**37.23**	**n/a**	**7/22/2020**	**39**	**Yes**	**27**	**32.18**	**2.156**	**0**	**None**	**No**	**0.000396**	**Param Inter 1 of 2**
Calcium (mg/L)	**GN-AP-MW-12**	**37.23**	**n/a**	**7/27/2020**	**65.7**	**Yes**	**27**	**32.18**	**2.156**	**0**	**None**	**No**	**0.000396**	**Param Inter 1 of 2**
Calcium (mg/L)	**GN-AP-MW-13**	**37.23**	**n/a**	**7/27/2020**	**45.5**	**Yes**	**27**	**32.18**	**2.156**	**0**	**None**	**No**	**0.000396**	**Param Inter 1 of 2**
Calcium (mg/L)	**GN-AP-MW-14**	**37.23**	**n/a**	**7/23/2020**	**88.6**	**Yes**	**27**	**32.18**	**2.156**	**0**	**None**	**No**	**0.000396**	**Param Inter 1 of 2**
Calcium (mg/L)	**GN-AP-MW-15R**	**37.23**	**n/a**	**7/28/2020**	**102**	**Yes**	**27**	**32.18**	**2.156**	**0**	**None**	**No**	**0.000396**	**Param Inter 1 of 2**
Calcium (mg/L)	**GN-AP-MW-16**	**37.23**	**n/a**	**7/28/2020**	**48.1**	**Yes**	**27**	**32.18**	**2.156**	**0**	**None**	**No**	**0.000396**	**Param Inter 1 of 2**
Calcium (mg/L)	**GN-AP-MW-17**	**37.23**	**n/a**	**7/29/2020**	**103**	**Yes**	**27**	**32.18**	**2.156**	**0**	**None**	**No**	**0.000396**	**Param Inter 1 of 2**
Calcium (mg/L)	**GN-AP-MW-18**	**37.23**	**n/a**	**7/22/2020**	**117**	**Yes**	**27**	**32.18**	**2.156**	**0**	**None**	**No**	**0.000396**	**Param Inter 1 of 2**
Calcium (mg/L)	**GN-AP-MW-19**	**37.23**	**n/a**	**7/27/2020**	**42.6**	**Yes**	**27**	**32.18**	**2.156**	**0**	**None**	**No**	**0.000396**	**Param Inter 1 of 2**
Calcium (mg/L)	**GN-AP-MW-20**	**37.23**	**n/a**	**7/22/2020**	**161**	**Yes**	**27**	**32.18**	**2.156**	**0**	**None**	**No**	**0.000396**	**Param Inter 1 of 2**
Calcium (mg/L)	**GN-AP-MW-21**	**37.23**	**n/a**	**7/28/2020**	**80.8**	**Yes**	**27**	**32.18**	**2.156**	**0**	**None**	**No**	**0.000396**	**Param Inter 1 of 2**
Calcium (mg/L)	**GN-AP-MW-22**	**37.23**	**n/a**	**7/28/2020**	**92.3**	**Yes**	**27**	**32.18**	**2.156**	**0**	**None**	**No**	**0.000396**	**Param Inter 1 of 2**
Calcium (mg/L)	**GN-AP-MW-4**	**37.23**	**n/a**	**7/27/2020**	**57**	**Yes**	**27**	**32.18**	**2.156**	**0**	**None**	**No**	**0.000396**	**Param Inter 1 of 2**
Calcium (mg/L)	**GN-AP-MW-5**	**37.23**	**n/a**	**7/28/2020**	**67.8**	**Yes**	**27**	**32.18**	**2.156**	**0**	**None**	**No**	**0.000396**	**Param Inter 1 of 2**
Calcium (mg/L)	**GN-AP-MW-6**	**37.23**	**n/a**	**7/28/2020**	**82.5**	**Yes**	**27**	**32.18**	**2.156**	**0**	**None**	**No**	**0.000396**	**Param Inter 1 of 2**
Calcium (mg/L)	**GN-AP-MW-7**	**37.23**	**n/a**	**7/28/2020**	**84.9**	**Yes**	**27**	**32.18**	**2.156**	**0**	**None**	**No**	**0.000396**	**Param Inter 1 of 2**
Calcium (mg/L)	**GN-AP-MW-8**	**37.23**	**n/a**	**7/29/2020**	**49.4**	**Yes**	**27**	**32.18**	**2.156**	**0**	**None**	**No**	**0.000396**	**Param Inter 1 of 2**
Calcium (mg/L)	GN-AP-MW-9	37.23	n/a	7/29/2020	32.4	No	27	32.18	2.156	0	None	No	0.000396	Param Inter 1 of 2
Chloride (mg/L)	GN-AP-MW-10	5.4	n/a	7/22/2020	2.53	No	28	n/a	n/a	3.571	n/a	n/a	0.002004	NP Inter (normality) 1 of 2
Chloride (mg/L)	**GN-AP-MW-11**	**5.4**	**n/a**	**7/22/2020**	**6.75**	**Yes**	**28**	**n/a**	**n/a**	**3.571**	**n/a**	**n/a**	**0.002004**	**NP Inter (normality) 1 of 2**
Chloride (mg/L)	**GN-AP-MW-12**	**5.4**	**n/a**	**7/27/2020**	**19.8**	**Yes**	**28**	**n/a**	**n/a**	**3.571**	**n/a**	**n/a**	**0.002004**	**NP Inter (normality) 1 of 2**
Chloride (mg/L)	GN-AP-MW-13	5.4	n/a	7/27/2020	5.2	No	28	n/a	n/a	3.571	n/a	n/a	0.002004	NP Inter (normality) 1 of 2
Chloride (mg/L)	GN-AP-MW-14	5.4	n/a	7/23/2020	3.1	No	28	n/a	n/a	3.571	n/a	n/a	0.002004	NP Inter (normality) 1 of 2
Chloride (mg/L)	**GN-AP-MW-15R**	**5.4**	**n/a**	**7/28/2020**	**110**	**Yes**	**28**	**n/a**	**n/a**	**3.571**	**n/a**	**n/a**	**0.002004**	**NP Inter (normality) 1 of 2**
Chloride (mg/L)	**GN-AP-MW-16**	**5.4**	**n/a**	**7/28/2020**	**17.4**	**Yes**	**28**	**n/a**	**n/a**	**3.571**	**n/a**	**n/a**	**0.002004**	**NP Inter (normality) 1 of 2**
Chloride (mg/L)	**GN-AP-MW-17**	**5.4**	**n/a**	**7/29/2020**	**26.5**	**Yes**	**28**	**n/a**	**n/a**	**3.571**	**n/a**	**n/a**	**0.002004**	**NP Inter (normality) 1 of 2**
Chloride (mg/L)	**GN-AP-MW-18**	**5.4**	**n/a**	**7/22/2020**	**12.3**	**Yes**	**28**	**n/a**	**n/a**	**3.571**	**n/a**	**n/a**	**0.002004**	**NP Inter (normality) 1 of 2**
Chloride (mg/L)	**GN-AP-MW-19**	**5.4**	**n/a**	**7/27/2020**	**12.1**	**Yes**	**28**	**n/a**	**n/a**	**3.571**	**n/a**	**n/a**	**0.002004**	**NP Inter (normality) 1 of 2**
Chloride (mg/L)	**GN-AP-MW-20**	**5.4**	**n/a**	**7/22/2020**	**19.3**	**Yes**	**28**	**n/a**	**n/a**	**3.571**	**n/a**	**n/a**	**0.002004**	**NP Inter (normality) 1 of 2**
Chloride (mg/L)	**GN-AP-MW-21**	**5.4**	**n/a**	**7/28/2020**	**47**	**Yes**	**28**	**n/a**	**n/a**	**3.571**	**n/a**	**n/a**	**0.002004**	**NP Inter (normality) 1 of 2**
Chloride (mg/L)	**GN-AP-MW-22**	**5.4**	**n/a**	**7/28/2020**	**66.1**	**Yes**	**28**	**n/a**	**n/a**	**3.571**	**n/a**	**n/a**	**0.002004**	**NP Inter (normality) 1 of 2**
Chloride (mg/L)	**GN-AP-MW-4**	**5.4**	**n/a**	**7/27/2020**	**20.2**	**Yes**	**28**	**n/a**	**n/a**	**3.571**	**n/a**	**n/a**	**0.002004**	**NP Inter (normality) 1 of 2**
Chloride (mg/L)	**GN-AP-MW-5**	**5.4**	**n/a**	**7/28/2020**	**44.2**	**Yes**	**28**	**n/a**	**n/a**	**3.571**	**n/a**	**n/a**	**0.002004**	**NP Inter (normality) 1 of 2**
Chloride (mg/L)	**GN-AP-MW-6**	**5.4**	**n/a**	**7/28/2020**	**64.2**	**Yes**	**28**	**n/a**	**n/a**	**3.571**	**n/a**	**n/a**	**0.002004**	**NP Inter (normality) 1 of 2**
Chloride (mg/L)	**GN-AP-MW-7**	**5.4**	**n/a**	**7/28/2020**	**22.3**	**Yes**	**28**	**n/a**	**n/a**	**3.571**	**n/a**	**n/a**	**0.002004**	**NP Inter (normality) 1 of 2**
Chloride (mg/L)	GN-AP-MW-8	5.4	n/a	7/29/2020	3.77	No	28	n/a	n/a	3.571	n/a	n/a	0.002004	NP Inter (normality) 1 of 2

Interwell Prediction Limits - All Results

Plant Gaston Client: Southern Company Data: Gaston Ash Pond Printed 10/20/2020, 1:35 PM

Constituent	Well	Upper Lim.	Lower Lim.	Date	Observ.	Sig.	Bg N	Bg Mean	Std. Dev.	%NDs	ND Adj.	Transform	Alpha	Method
Chloride (mg/L)	**GN-AP-MW-9**	**5.4**	**n/a**	**7/29/2020**	**8.93**	**Yes**	**28**	**n/a**	**n/a**	**3.571**	**n/a**	**n/a**	**0.002004**	**NP Inter (normality) 1 of 2**
Fluoride (mg/L)	GN-AP-MW-10	0.1	n/a	7/22/2020	0.1ND	No	30	n/a	n/a	70	n/a	n/a	0.001758	NP Inter (NDs) 1 of 2
Fluoride (mg/L)	GN-AP-MW-11	0.1	n/a	7/22/2020	0.1ND	No	30	n/a	n/a	70	n/a	n/a	0.001758	NP Inter (NDs) 1 of 2
Fluoride (mg/L)	GN-AP-MW-12	0.1	n/a	7/27/2020	0.1ND	No	30	n/a	n/a	70	n/a	n/a	0.001758	NP Inter (NDs) 1 of 2
Fluoride (mg/L)	GN-AP-MW-13	0.1	n/a	7/27/2020	0.1ND	No	30	n/a	n/a	70	n/a	n/a	0.001758	NP Inter (NDs) 1 of 2
Fluoride (mg/L)	GN-AP-MW-14	0.1	n/a	7/23/2020	0.0954J	No	30	n/a	n/a	70	n/a	n/a	0.001758	NP Inter (NDs) 1 of 2
Fluoride (mg/L)	GN-AP-MW-15R	0.1	n/a	7/28/2020	0.0738J	No	30	n/a	n/a	70	n/a	n/a	0.001758	NP Inter (NDs) 1 of 2
Fluoride (mg/L)	**GN-AP-MW-16**	**0.1**	**n/a**	**7/28/2020**	**0.124**	**Yes**	**30**	**n/a**	**n/a**	**70**	**n/a**	**n/a**	**0.001758**	**NP Inter (NDs) 1 of 2**
Fluoride (mg/L)	**GN-AP-MW-17**	**0.1**	**n/a**	**7/29/2020**	**0.185**	**Yes**	**30**	**n/a**	**n/a**	**70**	**n/a**	**n/a**	**0.001758**	**NP Inter (NDs) 1 of 2**
Fluoride (mg/L)	GN-AP-MW-18	0.1	n/a	7/22/2020	0.0628J	No	30	n/a	n/a	70	n/a	n/a	0.001758	NP Inter (NDs) 1 of 2
Fluoride (mg/L)	GN-AP-MW-19	0.1	n/a	7/27/2020	0.1ND	No	30	n/a	n/a	70	n/a	n/a	0.001758	NP Inter (NDs) 1 of 2
Fluoride (mg/L)	GN-AP-MW-20	0.1	n/a	7/22/2020	0.1ND	No	30	n/a	n/a	70	n/a	n/a	0.001758	NP Inter (NDs) 1 of 2
Fluoride (mg/L)	GN-AP-MW-21	0.1	n/a	7/28/2020	0.1ND	No	30	n/a	n/a	70	n/a	n/a	0.001758	NP Inter (NDs) 1 of 2
Fluoride (mg/L)	GN-AP-MW-22	0.1	n/a	7/28/2020	0.1ND	No	30	n/a	n/a	70	n/a	n/a	0.001758	NP Inter (NDs) 1 of 2
Fluoride (mg/L)	GN-AP-MW-4	0.1	n/a	7/27/2020	0.1ND	No	30	n/a	n/a	70	n/a	n/a	0.001758	NP Inter (NDs) 1 of 2
Fluoride (mg/L)	GN-AP-MW-5	0.1	n/a	7/28/2020	0.1ND	No	30	n/a	n/a	70	n/a	n/a	0.001758	NP Inter (NDs) 1 of 2
Fluoride (mg/L)	GN-AP-MW-6	0.1	n/a	7/28/2020	0.1ND	No	30	n/a	n/a	70	n/a	n/a	0.001758	NP Inter (NDs) 1 of 2
Fluoride (mg/L)	GN-AP-MW-7	0.1	n/a	7/28/2020	0.1ND	No	30	n/a	n/a	70	n/a	n/a	0.001758	NP Inter (NDs) 1 of 2
Fluoride (mg/L)	GN-AP-MW-8	0.1	n/a	7/29/2020	0.0742J	No	30	n/a	n/a	70	n/a	n/a	0.001758	NP Inter (NDs) 1 of 2
Fluoride (mg/L)	**GN-AP-MW-9**	**0.1**	**n/a**	**7/29/2020**	**0.116**	**Yes**	**30**	**n/a**	**n/a**	**70**	**n/a**	**n/a**	**0.001758**	**NP Inter (NDs) 1 of 2**
pH (pH)	GN-AP-MW-10	7.953	7.527	7/22/2020	7.64	No	30	7.74	0.0924	0	None	No	0.000198	Param Inter 1 of 2
pH (pH)	GN-AP-MW-11	7.953	7.527	7/22/2020	7.76	No	30	7.74	0.0924	0	None	No	0.000198	Param Inter 1 of 2
pH (pH)	**GN-AP-MW-12**	**7.953**	**7.527**	**7/27/2020**	**7.47**	**Yes**	**30**	**7.74**	**0.0924**	**0**	**None**	**No**	**0.000198**	**Param Inter 1 of 2**
pH (pH)	**GN-AP-MW-13**	**7.953**	**7.527**	**7/27/2020**	**7.48**	**Yes**	**30**	**7.74**	**0.0924**	**0**	**None**	**No**	**0.000198**	**Param Inter 1 of 2**
pH (pH)	**GN-AP-MW-14**	**7.953**	**7.527**	**7/23/2020**	**7.44**	**Yes**	**30**	**7.74**	**0.0924**	**0**	**None**	**No**	**0.000198**	**Param Inter 1 of 2**
pH (pH)	**GN-AP-MW-15R**	**7.953**	**7.527**	**7/28/2020**	**7.5**	**Yes**	**30**	**7.74**	**0.0924**	**0**	**None**	**No**	**0.000198**	**Param Inter 1 of 2**
pH (pH)	**GN-AP-MW-16**	**7.953**	**7.527**	**7/28/2020**	**8.02**	**Yes**	**30**	**7.74**	**0.0924**	**0**	**None**	**No**	**0.000198**	**Param Inter 1 of 2**
pH (pH)	**GN-AP-MW-17**	**7.953**	**7.527**	**7/29/2020**	**9.38**	**Yes**	**30**	**7.74**	**0.0924**	**0**	**None**	**No**	**0.000198**	**Param Inter 1 of 2**
pH (pH)	**GN-AP-MW-18**	**7.953**	**7.527**	**7/22/2020**	**6.54**	**Yes**	**30**	**7.74**	**0.0924**	**0**	**None**	**No**	**0.000198**	**Param Inter 1 of 2**
pH (pH)	GN-AP-MW-19	7.953	7.527	7/27/2020	7.56	No	30	7.74	0.0924	0	None	No	0.000198	Param Inter 1 of 2
pH (pH)	GN-AP-MW-20	7.953	7.527	7/22/2020	7.84	No	30	7.74	0.0924	0	None	No	0.000198	Param Inter 1 of 2
pH (pH)	GN-AP-MW-21	7.953	7.527	7/28/2020	7.58	No	30	7.74	0.0924	0	None	No	0.000198	Param Inter 1 of 2
pH (pH)	**GN-AP-MW-22**	**7.953**	**7.527**	**7/28/2020**	**7.43**	**Yes**	**30**	**7.74**	**0.0924**	**0**	**None**	**No**	**0.000198**	**Param Inter 1 of 2**
pH (pH)	**GN-AP-MW-4**	**7.953**	**7.527**	**7/27/2020**	**7.3**	**Yes**	**30**	**7.74**	**0.0924**	**0**	**None**	**No**	**0.000198**	**Param Inter 1 of 2**
pH (pH)	GN-AP-MW-5	7.953	7.527	7/28/2020	7.7	No	30	7.74	0.0924	0	None	No	0.000198	Param Inter 1 of 2
pH (pH)	GN-AP-MW-6	7.953	7.527	7/28/2020	7.62	No	30	7.74	0.0924	0	None	No	0.000198	Param Inter 1 of 2
pH (pH)	**GN-AP-MW-7**	**7.953**	**7.527**	**7/28/2020**	**7.32**	**Yes**	**30**	**7.74**	**0.0924**	**0**	**None**	**No**	**0.000198**	**Param Inter 1 of 2**
pH (pH)	**GN-AP-MW-8**	**7.953**	**7.527**	**7/29/2020**	**7.39**	**Yes**	**30**	**7.74**	**0.0924**	**0**	**None**	**No**	**0.000198**	**Param Inter 1 of 2**
pH (pH)	GN-AP-MW-9	7.953	7.527	7/29/2020	7.66	No	30	7.74	0.0924	0	None	No	0.000198	Param Inter 1 of 2
Sulfate (mg/L)	GN-AP-MW-10	8.675	n/a	7/22/2020	3.65	No	28	1.777	0.5014	3.571	None	sqrt(x)	0.000396	Param Inter 1 of 2
Sulfate (mg/L)	**GN-AP-MW-11**	**8.675**	**n/a**	**7/22/2020**	**45.3**	**Yes**	**28**	**1.777**	**0.5014**	**3.571**	**None**	**sqrt(x)**	**0.000396**	**Param Inter 1 of 2**
Sulfate (mg/L)	**GN-AP-MW-12**	**8.675**	**n/a**	**7/27/2020**	**108**	**Yes**	**28**	**1.777**	**0.5014**	**3.571**	**None**	**sqrt(x)**	**0.000396**	**Param Inter 1 of 2**
Sulfate (mg/L)	GN-AP-MW-13	8.675	n/a	7/27/2020	0.5ND	No	28	1.777	0.5014	3.571	None	sqrt(x)	0.000396	Param Inter 1 of 2
Sulfate (mg/L)	**GN-AP-MW-14**	**8.675**	**n/a**	**7/23/2020**	**97.9**	**Yes**	**28**	**1.777**	**0.5014**	**3.571**	**None**	**sqrt(x)**	**0.000396**	**Param Inter 1 of 2**
Sulfate (mg/L)	**GN-AP-MW-15R**	**8.675**	**n/a**	**7/28/2020**	**239**	**Yes**	**28**	**1.777**	**0.5014**	**3.571**	**None**	**sqrt(x)**	**0.000396**	**Param Inter 1 of 2**
Sulfate (mg/L)	**GN-AP-MW-16**	**8.675**	**n/a**	**7/28/2020**	**143**	**Yes**	**28**	**1.777**	**0.5014**	**3.571**	**None**	**sqrt(x)**	**0.000396**	**Param Inter 1 of 2**
Sulfate (mg/L)	**GN-AP-MW-17**	**8.675**	**n/a**	**7/29/2020**	**309**	**Yes**	**28**	**1.777**	**0.5014**	**3.571**	**None**	**sqrt(x)**	**0.000396**	**Param Inter 1 of 2**
Sulfate (mg/L)	**GN-AP-MW-18**	**8.675**	**n/a**	**7/22/2020**	**180**	**Yes**	**28**	**1.777**	**0.5014**	**3.571**	**None**	**sqrt(x)**	**0.000396**	**Param Inter 1 of 2**
Sulfate (mg/L)	**GN-AP-MW-19**	**8.675**	**n/a**	**7/27/2020**	**23.7**	**Yes**	**28**	**1.777**	**0.5014**	**3.571**	**None**	**sqrt(x)**	**0.000396**	**Param Inter 1 of 2**
Sulfate (mg/L)	**GN-AP-MW-20**	**8.675**	**n/a**	**7/22/2020**	**568**	**Yes**	**28**	**1.777**	**0.5014**	**3.571**	**None**	**sqrt(x)**	**0.000396**	**Param Inter 1 of 2**
Sulfate (mg/L)	**GN-AP-MW-21**	**8.675**	**n/a**	**7/28/2020**	**177**	**Yes**	**28**	**1.777**	**0.5014**	**3.571**	**None**	**sqrt(x)**	**0.000396**	**Param Inter 1 of 2**
Sulfate (mg/L)	**GN-AP-MW-22**	**8.675**	**n/a**	**7/28/2020**	**175**	**Yes**	**28**	**1.777**	**0.5014**	**3.571**	**None**	**sqrt(x)**	**0.000396**	**Param Inter 1 of 2**
Sulfate (mg/L)	**GN-AP-MW-4**	**8.675**	**n/a**	**7/27/2020**	**21.7**	**Yes**	**28**	**1.777**	**0.5014**	**3.571**	**None**	**sqrt(x)**	**0.000396**	**Param Inter 1 of 2**
Sulfate (mg/L)	**GN-AP-MW-5**	**8.675**	**n/a**	**7/28/2020**	**152**	**Yes**	**28**	**1.777**	**0.5014**	**3.571**	**None**	**sqrt(x)**	**0.000396**	**Param Inter 1 of 2**
Sulfate (mg/L)	**GN-AP-MW-6**	**8.675**	**n/a**	**7/28/2020**	**189**	**Yes**	**28**	**1.777**	**0.5014**	**3.571**	**None**	**sqrt(x)**	**0.000396**	**Param Inter 1 of 2**
Sulfate (mg/L)	**GN-AP-MW-7**	**8.675**	**n/a**	**7/28/2020**	**160**	**Yes**	**28**	**1.777**	**0.5014**	**3.571**	**None**	**sqrt(x)**	**0.000396**	**Param Inter 1 of 2**

Interwell Prediction Limits - All Results

Plant Gaston Client: Southern Company Data: Gaston Ash Pond Printed 10/20/2020, 1:35 PM

Constituent	Well	Upper Lim.	Lower Lim.	Date	Observ.	Sig.	Bg N	Bg Mean	Std. Dev.	%NDs	ND Adj.	Transform	Alpha	Method
Sulfate (mg/L)	GN-AP-MW-8	8.675	n/a	7/29/2020	3.25	No	28	1.777	0.5014	3.571	None	sqrt(x)	0.000396	Param Inter 1 of 2
Sulfate (mg/L)	**GN-AP-MW-9**	**8.675**	**n/a**	**7/29/2020**	**14.7**	**Yes**	**28**	**1.777**	**0.5014**	**3.571**	**None**	**sqrt(x)**	**0.000396**	**Param Inter 1 of 2**
TDS (mg/L)	GN-AP-MW-10	185.5	n/a	7/22/2020	175	No	28	152.9	13.96	0	None	No	0.000396	Param Inter 1 of 2
TDS (mg/L)	**GN-AP-MW-11**	**185.5**	**n/a**	**7/22/2020**	**216**	**Yes**	**28**	**152.9**	**13.96**	**0**	**None**	**No**	**0.000396**	**Param Inter 1 of 2**
TDS (mg/L)	**GN-AP-MW-12**	**185.5**	**n/a**	**7/27/2020**	**378**	**Yes**	**28**	**152.9**	**13.96**	**0**	**None**	**No**	**0.000396**	**Param Inter 1 of 2**
TDS (mg/L)	**GN-AP-MW-13**	**185.5**	**n/a**	**7/27/2020**	**202**	**Yes**	**28**	**152.9**	**13.96**	**0**	**None**	**No**	**0.000396**	**Param Inter 1 of 2**
TDS (mg/L)	**GN-AP-MW-14**	**185.5**	**n/a**	**7/23/2020**	**399**	**Yes**	**28**	**152.9**	**13.96**	**0**	**None**	**No**	**0.000396**	**Param Inter 1 of 2**
TDS (mg/L)	**GN-AP-MW-15R**	**185.5**	**n/a**	**7/28/2020**	**606**	**Yes**	**28**	**152.9**	**13.96**	**0**	**None**	**No**	**0.000396**	**Param Inter 1 of 2**
TDS (mg/L)	**GN-AP-MW-16**	**185.5**	**n/a**	**7/28/2020**	**284**	**Yes**	**28**	**152.9**	**13.96**	**0**	**None**	**No**	**0.000396**	**Param Inter 1 of 2**
TDS (mg/L)	**GN-AP-MW-17**	**185.5**	**n/a**	**7/29/2020**	**566**	**Yes**	**28**	**152.9**	**13.96**	**0**	**None**	**No**	**0.000396**	**Param Inter 1 of 2**
TDS (mg/L)	**GN-AP-MW-18**	**185.5**	**n/a**	**7/22/2020**	**594**	**Yes**	**28**	**152.9**	**13.96**	**0**	**None**	**No**	**0.000396**	**Param Inter 1 of 2**
TDS (mg/L)	**GN-AP-MW-19**	**185.5**	**n/a**	**7/27/2020**	**223**	**Yes**	**28**	**152.9**	**13.96**	**0**	**None**	**No**	**0.000396**	**Param Inter 1 of 2**
TDS (mg/L)	**GN-AP-MW-20**	**185.5**	**n/a**	**7/22/2020**	**934**	**Yes**	**28**	**152.9**	**13.96**	**0**	**None**	**No**	**0.000396**	**Param Inter 1 of 2**
TDS (mg/L)	**GN-AP-MW-21**	**185.5**	**n/a**	**7/28/2020**	**476**	**Yes**	**28**	**152.9**	**13.96**	**0**	**None**	**No**	**0.000396**	**Param Inter 1 of 2**
TDS (mg/L)	**GN-AP-MW-22**	**185.5**	**n/a**	**7/28/2020**	**500**	**Yes**	**28**	**152.9**	**13.96**	**0**	**None**	**No**	**0.000396**	**Param Inter 1 of 2**
TDS (mg/L)	**GN-AP-MW-4**	**185.5**	**n/a**	**7/27/2020**	**284**	**Yes**	**28**	**152.9**	**13.96**	**0**	**None**	**No**	**0.000396**	**Param Inter 1 of 2**
TDS (mg/L)	**GN-AP-MW-5**	**185.5**	**n/a**	**7/28/2020**	**406**	**Yes**	**28**	**152.9**	**13.96**	**0**	**None**	**No**	**0.000396**	**Param Inter 1 of 2**
TDS (mg/L)	**GN-AP-MW-6**	**185.5**	**n/a**	**7/28/2020**	**485**	**Yes**	**28**	**152.9**	**13.96**	**0**	**None**	**No**	**0.000396**	**Param Inter 1 of 2**
TDS (mg/L)	**GN-AP-MW-7**	**185.5**	**n/a**	**7/28/2020**	**434**	**Yes**	**28**	**152.9**	**13.96**	**0**	**None**	**No**	**0.000396**	**Param Inter 1 of 2**
TDS (mg/L)	**GN-AP-MW-8**	**185.5**	**n/a**	**7/29/2020**	**253**	**Yes**	**28**	**152.9**	**13.96**	**0**	**None**	**No**	**0.000396**	**Param Inter 1 of 2**
TDS (mg/L)	**GN-AP-MW-9**	**185.5**	**n/a**	**7/29/2020**	**215**	**Yes**	**28**	**152.9**	**13.96**	**0**	**None**	**No**	**0.000396**	**Param Inter 1 of 2**

Trend Tests Summary Table - Prediction Limit Exceedances - Significant Results

Plant Gaston Client: Southern Company Data: Gaston Ash Pond Printed 10/20/2020, 1:44 PM

Constituent	Well	Slope	Calc.	Critical	Sig.	N	%NDs	Normality	Xform	Alpha	Method
Boron (mg/L)	GN-AP-MW-11	0.02671	68	53	Yes	15	0	n/a	n/a	0.01	NP
Boron (mg/L)	GN-AP-MW-12	0.03902	94	53	Yes	15	0	n/a	n/a	0.01	NP
Boron (mg/L)	GN-AP-MW-15R	0.6343	114	68	Yes	18	0	n/a	n/a	0.01	NP
Calcium (mg/L)	GN-AP-MW-12	2.667	55	53	Yes	15	0	n/a	n/a	0.01	NP
Calcium (mg/L)	GN-AP-MW-22	12.32	74	53	Yes	15	0	n/a	n/a	0.01	NP
Chloride (mg/L)	GN-AP-MW-15R	19.25	124	68	Yes	18	0	n/a	n/a	0.01	NP
Chloride (mg/L)	GN-AP-MW-16	1.806	80	53	Yes	15	0	n/a	n/a	0.01	NP
Chloride (mg/L)	GN-AP-MW-17	3.771	75	53	Yes	15	0	n/a	n/a	0.01	NP
Chloride (mg/L)	GN-AP-MW-18	0.3166	61	53	Yes	15	0	n/a	n/a	0.01	NP
Chloride (mg/L)	GN-AP-MW-20	0.6305	59	53	Yes	15	0	n/a	n/a	0.01	NP
Chloride (mg/L)	GN-AP-MW-22	9.7	68	53	Yes	15	0	n/a	n/a	0.01	NP
Chloride (mg/L)	GN-AP-MW-6	10.97	69	53	Yes	15	0	n/a	n/a	0.01	NP
Chloride (mg/L)	GN-AP-MW-9	0.8338	61	53	Yes	15	0	n/a	n/a	0.01	NP
Fluoride (mg/L)	GN-AP-MW-9	0.01058	67	58	Yes	16	6.25	n/a	n/a	0.01	NP
pH (pH)	GN-AP-MW-22	-0.1056	-71	-58	Yes	16	0	n/a	n/a	0.01	NP
Sulfate (mg/L)	GN-AP-MW-11	3.288	75	53	Yes	15	0	n/a	n/a	0.01	NP
Sulfate (mg/L)	GN-AP-MW-12	5.395	58	53	Yes	15	0	n/a	n/a	0.01	NP
TDS (mg/L)	GN-AP-MW-11	6.359	60	58	Yes	16	0	n/a	n/a	0.01	NP
TDS (mg/L)	GN-AP-MW-12	7.866	65	53	Yes	15	0	n/a	n/a	0.01	NP
TDS (mg/L)	GN-AP-MW-22	19.36	58	53	Yes	15	0	n/a	n/a	0.01	NP
TDS (mg/L)	GN-AP-MW-8	-10.67	-58	-53	Yes	15	0	n/a	n/a	0.01	NP
TDS (mg/L)	GN-AP-MW-9	9.359	66	53	Yes	15	0	n/a	n/a	0.01	NP

Trend Tests Summary Table - Prediction Limit Exceedances - All Results

Plant Gaston Client: Southern Company Data: Gaston Ash Pond Printed 10/20/2020, 1:44 PM

Constituent	Well	Slope	Calc.	Critical	Sig.	N	%NDs	Normality	Xform	Alpha	Method
Boron (mg/L)	**GN-AP-MW-11**	**0.02671**	**68**	**53**	**Yes**	**15**	**0**	**n/a**	**n/a**	**0.01**	**NP**
Boron (mg/L)	**GN-AP-MW-12**	**0.03902**	**94**	**53**	**Yes**	**15**	**0**	**n/a**	**n/a**	**0.01**	**NP**
Boron (mg/L)	**GN-AP-MW-15R**	**0.6343**	**114**	**68**	**Yes**	**18**	**0**	**n/a**	**n/a**	**0.01**	**NP**
Boron (mg/L)	GN-AP-MW-16	0.003916	10	53	No	15	0	n/a	n/a	0.01	NP
Boron (mg/L)	GN-AP-MW-17	-0.009518	-5	-53	No	15	0	n/a	n/a	0.01	NP
Boron (mg/L)	GN-AP-MW-18	0	1	53	No	15	0	n/a	n/a	0.01	NP
Boron (mg/L)	GN-AP-MW-2 (bg)	0	0	43	No	13	100	n/a	n/a	0.01	NP
Boron (mg/L)	GN-AP-MW-20	0.09962	44	53	No	15	0	n/a	n/a	0.01	NP
Boron (mg/L)	GN-AP-MW-21	0.1199	27	53	No	15	0	n/a	n/a	0.01	NP
Boron (mg/L)	GN-AP-MW-22	0.08625	53	53	No	15	0	n/a	n/a	0.01	NP
Boron (mg/L)	GN-AP-MW-3 (bg)	0	0	53	No	15	100	n/a	n/a	0.01	NP
Boron (mg/L)	GN-AP-MW-4	0.0203	9	53	No	15	0	n/a	n/a	0.01	NP
Boron (mg/L)	GN-AP-MW-5	0.02332	9	53	No	15	0	n/a	n/a	0.01	NP
Boron (mg/L)	GN-AP-MW-6	0.09189	21	53	No	15	0	n/a	n/a	0.01	NP
Boron (mg/L)	GN-AP-MW-7	0.07844	30	53	No	15	0	n/a	n/a	0.01	NP
Calcium (mg/L)	GN-AP-MW-10	0.5432	41	53	No	15	0	n/a	n/a	0.01	NP
Calcium (mg/L)	GN-AP-MW-11	1.196	36	53	No	15	0	n/a	n/a	0.01	NP
Calcium (mg/L)	**GN-AP-MW-12**	**2.667**	**55**	**53**	**Yes**	**15**	**0**	**n/a**	**n/a**	**0.01**	**NP**
Calcium (mg/L)	GN-AP-MW-13	0.2143	15	53	No	15	0	n/a	n/a	0.01	NP
Calcium (mg/L)	GN-AP-MW-14	-2.126	-19	-53	No	15	0	n/a	n/a	0.01	NP
Calcium (mg/L)	GN-AP-MW-15R	7.554	55	68	No	18	0	n/a	n/a	0.01	NP
Calcium (mg/L)	GN-AP-MW-16	1.595	41	53	No	15	0	n/a	n/a	0.01	NP
Calcium (mg/L)	GN-AP-MW-17	9.793	52	53	No	15	0	n/a	n/a	0.01	NP
Calcium (mg/L)	GN-AP-MW-18	4.345	48	53	No	15	0	n/a	n/a	0.01	NP
Calcium (mg/L)	GN-AP-MW-19	0.1562	9	53	No	15	0	n/a	n/a	0.01	NP
Calcium (mg/L)	GN-AP-MW-2 (bg)	0.6928	22	43	No	13	0	n/a	n/a	0.01	NP
Calcium (mg/L)	GN-AP-MW-20	3.596	25	53	No	15	0	n/a	n/a	0.01	NP
Calcium (mg/L)	GN-AP-MW-21	6.185	27	53	No	15	0	n/a	n/a	0.01	NP
Calcium (mg/L)	**GN-AP-MW-22**	**12.32**	**74**	**53**	**Yes**	**15**	**0**	**n/a**	**n/a**	**0.01**	**NP**
Calcium (mg/L)	GN-AP-MW-3 (bg)	0.3763	31	48	No	14	0	n/a	n/a	0.01	NP
Calcium (mg/L)	GN-AP-MW-4	0.5655	24	53	No	15	0	n/a	n/a	0.01	NP
Calcium (mg/L)	GN-AP-MW-5	2.06	24	53	No	15	0	n/a	n/a	0.01	NP
Calcium (mg/L)	GN-AP-MW-6	4.782	41	53	No	15	0	n/a	n/a	0.01	NP
Calcium (mg/L)	GN-AP-MW-7	3.735	35	53	No	15	0	n/a	n/a	0.01	NP
Calcium (mg/L)	GN-AP-MW-8	-0.6016	-30	-53	No	15	0	n/a	n/a	0.01	NP
Chloride (mg/L)	GN-AP-MW-11	0.1755	42	53	No	15	0	n/a	n/a	0.01	NP
Chloride (mg/L)	GN-AP-MW-12	0	-6	-53	No	15	0	n/a	n/a	0.01	NP
Chloride (mg/L)	**GN-AP-MW-15R**	**19.25**	**124**	**68**	**Yes**	**18**	**0**	**n/a**	**n/a**	**0.01**	**NP**
Chloride (mg/L)	**GN-AP-MW-16**	**1.806**	**80**	**53**	**Yes**	**15**	**0**	**n/a**	**n/a**	**0.01**	**NP**
Chloride (mg/L)	**GN-AP-MW-17**	**3.771**	**75**	**53**	**Yes**	**15**	**0**	**n/a**	**n/a**	**0.01**	**NP**
Chloride (mg/L)	**GN-AP-MW-18**	**0.3166**	**61**	**53**	**Yes**	**15**	**0**	**n/a**	**n/a**	**0.01**	**NP**
Chloride (mg/L)	GN-AP-MW-19	0.4837	33	53	No	15	6.667	n/a	n/a	0.01	NP
Chloride (mg/L)	GN-AP-MW-2 (bg)	-0.1215	-9	-43	No	13	7.692	n/a	n/a	0.01	NP
Chloride (mg/L)	**GN-AP-MW-20**	**0.6305**	**59**	**53**	**Yes**	**15**	**0**	**n/a**	**n/a**	**0.01**	**NP**
Chloride (mg/L)	GN-AP-MW-21	3.681	20	53	No	15	0	n/a	n/a	0.01	NP
Chloride (mg/L)	**GN-AP-MW-22**	**9.7**	**68**	**53**	**Yes**	**15**	**0**	**n/a**	**n/a**	**0.01**	**NP**
Chloride (mg/L)	GN-AP-MW-3 (bg)	-0.0869	-33	-53	No	15	0	n/a	n/a	0.01	NP
Chloride (mg/L)	GN-AP-MW-4	0.3949	8	53	No	15	0	n/a	n/a	0.01	NP
Chloride (mg/L)	GN-AP-MW-5	3.568	40	53	No	15	0	n/a	n/a	0.01	NP
Chloride (mg/L)	**GN-AP-MW-6**	**10.97**	**69**	**53**	**Yes**	**15**	**0**	**n/a**	**n/a**	**0.01**	**NP**
Chloride (mg/L)	GN-AP-MW-7	2.984	50	53	No	15	0	n/a	n/a	0.01	NP
Chloride (mg/L)	**GN-AP-MW-9**	**0.8338**	**61**	**53**	**Yes**	**15**	**0**	**n/a**	**n/a**	**0.01**	**NP**
Fluoride (mg/L)	GN-AP-MW-16	0.002731	33	58	No	16	0	n/a	n/a	0.01	NP
Fluoride (mg/L)	GN-AP-MW-17	-0.004347	-17	-58	No	16	0	n/a	n/a	0.01	NP
Fluoride (mg/L)	GN-AP-MW-2 (bg)	0	29	48	No	14	64.29	n/a	n/a	0.01	NP

Trend Tests Summary Table - Prediction Limit Exceedances - All Results

Plant Gaston Client: Southern Company Data: Gaston Ash Pond Printed 10/20/2020, 1:44 PM

Constituent	Well	Slope	Calc.	Critical	Sig.	N	%NDs	Normality	Xform	Alpha	Method
Fluoride (mg/L)	GN-AP-MW-3 (bg)	0	46	58	No	16	75	n/a	n/a	0.01	NP
Fluoride (mg/L)	**GN-AP-MW-9**	**0.01058**	**67**	**58**	**Yes**	**16**	**6.25**	**n/a**	**n/a**	**0.01**	**NP**
pH (pH)	GN-AP-MW-12	0.00586	12	58	No	16	0	n/a	n/a	0.01	NP
pH (pH)	GN-AP-MW-13	0.01645	34	58	No	16	0	n/a	n/a	0.01	NP
pH (pH)	GN-AP-MW-14	0.03452	37	58	No	16	0	n/a	n/a	0.01	NP
pH (pH)	GN-AP-MW-15R	0.01287	16	74	No	19	0	n/a	n/a	0.01	NP
pH (pH)	GN-AP-MW-16	0	0	58	No	16	0	n/a	n/a	0.01	NP
pH (pH)	GN-AP-MW-17	-0.03385	-32	-58	No	16	0	n/a	n/a	0.01	NP
pH (pH)	GN-AP-MW-18	0	-10	-58	No	16	0	n/a	n/a	0.01	NP
pH (pH)	GN-AP-MW-2 (bg)	-0.02103	-11	-48	No	14	0	n/a	n/a	0.01	NP
pH (pH)	**GN-AP-MW-22**	**-0.1056**	**-71**	**-58**	**Yes**	**16**	**0**	**n/a**	**n/a**	**0.01**	**NP**
pH (pH)	GN-AP-MW-3 (bg)	-0.006197	-13	-58	No	16	0	n/a	n/a	0.01	NP
pH (pH)	GN-AP-MW-4	0.00483	6	58	No	16	0	n/a	n/a	0.01	NP
pH (pH)	GN-AP-MW-7	-0.01377	-17	-58	No	16	0	n/a	n/a	0.01	NP
pH (pH)	GN-AP-MW-8	0.01198	20	58	No	16	0	n/a	n/a	0.01	NP
Sulfate (mg/L)	**GN-AP-MW-11**	**3.288**	**75**	**53**	**Yes**	**15**	**0**	**n/a**	**n/a**	**0.01**	**NP**
Sulfate (mg/L)	**GN-AP-MW-12**	**5.395**	**58**	**53**	**Yes**	**15**	**0**	**n/a**	**n/a**	**0.01**	**NP**
Sulfate (mg/L)	GN-AP-MW-14	7.917	29	53	No	15	0	n/a	n/a	0.01	NP
Sulfate (mg/L)	GN-AP-MW-15R	27.04	53	68	No	18	0	n/a	n/a	0.01	NP
Sulfate (mg/L)	GN-AP-MW-16	0.7143	10	53	No	15	0	n/a	n/a	0.01	NP
Sulfate (mg/L)	GN-AP-MW-17	19.94	36	53	No	15	0	n/a	n/a	0.01	NP
Sulfate (mg/L)	GN-AP-MW-18	3.126	12	53	No	15	0	n/a	n/a	0.01	NP
Sulfate (mg/L)	GN-AP-MW-19	1.356	47	53	No	15	0	n/a	n/a	0.01	NP
Sulfate (mg/L)	GN-AP-MW-2 (bg)	-0.2042	-15	-43	No	13	7.692	n/a	n/a	0.01	NP
Sulfate (mg/L)	GN-AP-MW-20	2.355	8	53	No	15	0	n/a	n/a	0.01	NP
Sulfate (mg/L)	GN-AP-MW-21	11.62	45	53	No	15	0	n/a	n/a	0.01	NP
Sulfate (mg/L)	GN-AP-MW-22	1.033	10	53	No	15	0	n/a	n/a	0.01	NP
Sulfate (mg/L)	GN-AP-MW-3 (bg)	-0.4398	-21	-53	No	15	0	n/a	n/a	0.01	NP
Sulfate (mg/L)	GN-AP-MW-4	-0.9815	-26	-53	No	15	0	n/a	n/a	0.01	NP
Sulfate (mg/L)	GN-AP-MW-5	-7.978	-37	-53	No	15	0	n/a	n/a	0.01	NP
Sulfate (mg/L)	GN-AP-MW-6	0	-3	-53	No	15	0	n/a	n/a	0.01	NP
Sulfate (mg/L)	GN-AP-MW-7	-0.3921	-4	-53	No	15	0	n/a	n/a	0.01	NP
Sulfate (mg/L)	GN-AP-MW-9	2.693	53	53	No	15	6.667	n/a	n/a	0.01	NP
TDS (mg/L)	**GN-AP-MW-11**	**6.359**	**60**	**58**	**Yes**	**16**	**0**	**n/a**	**n/a**	**0.01**	**NP**
TDS (mg/L)	**GN-AP-MW-12**	**7.866**	**65**	**53**	**Yes**	**15**	**0**	**n/a**	**n/a**	**0.01**	**NP**
TDS (mg/L)	GN-AP-MW-13	-0.2476	-4	-53	No	15	0	n/a	n/a	0.01	NP
TDS (mg/L)	GN-AP-MW-14	19.82	37	53	No	15	0	n/a	n/a	0.01	NP
TDS (mg/L)	GN-AP-MW-15R	46.6	37	68	No	18	0	n/a	n/a	0.01	NP
TDS (mg/L)	GN-AP-MW-16	5.794	26	53	No	15	0	n/a	n/a	0.01	NP
TDS (mg/L)	GN-AP-MW-17	30.24	49	53	No	15	0	n/a	n/a	0.01	NP
TDS (mg/L)	GN-AP-MW-18	8.04	27	53	No	15	0	n/a	n/a	0.01	NP
TDS (mg/L)	GN-AP-MW-19	0.9567	10	53	No	15	0	n/a	n/a	0.01	NP
TDS (mg/L)	GN-AP-MW-2 (bg)	-1.254	-10	-43	No	13	0	n/a	n/a	0.01	NP
TDS (mg/L)	GN-AP-MW-20	12.71	39	53	No	15	0	n/a	n/a	0.01	NP
TDS (mg/L)	GN-AP-MW-21	11.58	17	53	No	15	0	n/a	n/a	0.01	NP
TDS (mg/L)	**GN-AP-MW-22**	**19.36**	**58**	**53**	**Yes**	**15**	**0**	**n/a**	**n/a**	**0.01**	**NP**
TDS (mg/L)	GN-AP-MW-3 (bg)	0.9838	17	53	No	15	0	n/a	n/a	0.01	NP
TDS (mg/L)	GN-AP-MW-4	-5.57	-15	-53	No	15	0	n/a	n/a	0.01	NP
TDS (mg/L)	GN-AP-MW-5	1.847	5	53	No	15	0	n/a	n/a	0.01	NP
TDS (mg/L)	GN-AP-MW-6	19.44	51	53	No	15	0	n/a	n/a	0.01	NP
TDS (mg/L)	GN-AP-MW-7	5.881	31	53	No	15	0	n/a	n/a	0.01	NP
TDS (mg/L)	**GN-AP-MW-8**	**-10.67**	**-58**	**-53**	**Yes**	**15**	**0**	**n/a**	**n/a**	**0.01**	**NP**
TDS (mg/L)	**GN-AP-MW-9**	**9.359**	**66**	**53**	**Yes**	**15**	**0**	**n/a**	**n/a**	**0.01**	**NP**

Confidence Interval - Significant Results

Plant Gaston Client: Southern Company Data: Gaston Ash Pond Printed 10/19/2020, 4:44 PM

Constituent	Well	Upper Lim.	Lower Lim.	Compliance	Sig.	N	%NDs	Transform	Alpha	Method
Arsenic (mg/L)	**GN-AP-MW-17**	**0.01311**	**0.01013**	**0.01**	**Yes**	**8**	**0**	**No**	**0.01**	**Param.**
Combined Radium 226 + 228 (pCi/L)	**GN-AP-MW-20**	**15.7**	**11.6**	**5**	**Yes**	**8**	**0**	**No**	**0.004**	**NP (normality)**
Lithium (mg/L)	**GN-AP-MW-15R**	**0.1641**	**0.05881**	**0.04**	**Yes**	**8**	**0**	**No**	**0.01**	**Param.**
Lithium (mg/L)	**GN-AP-MW-16**	**0.09216**	**0.07234**	**0.04**	**Yes**	**8**	**0**	**No**	**0.01**	**Param.**
Lithium (mg/L)	**GN-AP-MW-17**	**0.7625**	**0.5792**	**0.04**	**Yes**	**8**	**0**	**No**	**0.01**	**Param.**
Lithium (mg/L)	**GN-AP-MW-20**	**0.1303**	**0.1047**	**0.04**	**Yes**	**8**	**0**	**No**	**0.01**	**Param.**
Molybdenum (mg/L)	**GN-AP-MW-15R**	**0.3448**	**0.1305**	**0.1**	**Yes**	**8**	**0**	**No**	**0.01**	**Param.**
Molybdenum (mg/L)	**GN-AP-MW-16**	**0.3352**	**0.2698**	**0.1**	**Yes**	**8**	**0**	**No**	**0.01**	**Param.**
Molybdenum (mg/L)	**GN-AP-MW-17**	**2.67**	**1.865**	**0.1**	**Yes**	**8**	**0**	**No**	**0.01**	**Param.**
Molybdenum (mg/L)	**GN-AP-MW-20**	**0.8334**	**0.7085**	**0.1**	**Yes**	**8**	**0**	**x^2**	**0.01**	**Param.**
Molybdenum (mg/L)	**GN-AP-MW-5**	**0.3192**	**0.116**	**0.1**	**Yes**	**8**	**0**	**No**	**0.01**	**Param.**

Confidence Interval - All Results

Plant Gaston Client: Southern Company Data: Gaston Ash Pond Printed 10/19/2020, 4:44 PM

Constituent	Well	Upper Lim.	Lower Lim.	Compliance	Sig.	N	%NDs	Transform	Alpha	Method
Antimony (mg/L)	GN-AP-MW-12	0.003	0.000871	0.006	No	8	87.5	No	0.004	NP (NDs)
Antimony (mg/L)	GN-AP-MW-14	0.003	0.000939	0.006	No	8	87.5	No	0.004	NP (NDs)
Antimony (mg/L)	GN-AP-MW-15R	0.003	0.000998	0.006	No	8	75	No	0.004	NP (NDs)
Antimony (mg/L)	GN-AP-MW-17	0.003	0.000731	0.006	No	8	37.5	No	0.004	NP (normality)
Antimony (mg/L)	GN-AP-MW-19	0.003	0.00123	0.006	No	8	87.5	No	0.004	NP (NDs)
Antimony (mg/L)	GN-AP-MW-6	0.003	0.000819	0.006	No	8	87.5	No	0.004	NP (NDs)
Antimony (mg/L)	GN-AP-MW-7	0.003	0.00089	0.006	No	8	87.5	No	0.004	NP (NDs)
Arsenic (mg/L)	GN-AP-MW-12	0.008439	0.003186	0.01	No	8	0	No	0.01	Param.
Arsenic (mg/L)	GN-AP-MW-14	0.005	0.00108	0.01	No	8	75	No	0.004	NP (NDs)
Arsenic (mg/L)	GN-AP-MW-15R	0.005	0.00101	0.01	No	8	37.5	No	0.004	NP (normality)
Arsenic (mg/L)	GN-AP-MW-16	0.00518	0.004487	0.01	No	8	0	No	0.01	Param.
Arsenic (mg/L)	**GN-AP-MW-17**	**0.01311**	**0.01013**	**0.01**	**Yes**	**8**	**0**	**No**	**0.01**	**Param.**
Arsenic (mg/L)	GN-AP-MW-18	0.0067	0.00248	0.01	No	8	0	No	0.004	NP (normality)
Arsenic (mg/L)	GN-AP-MW-19	0.003404	0.002211	0.01	No	8	0	No	0.01	Param.
Arsenic (mg/L)	GN-AP-MW-20	0.004284	0.003648	0.01	No	8	0	No	0.01	Param.
Arsenic (mg/L)	GN-AP-MW-21	0.003044	0.001363	0.01	No	8	0	No	0.01	Param.
Arsenic (mg/L)	GN-AP-MW-22	0.005	0.00129	0.01	No	8	87.5	No	0.004	NP (NDs)
Arsenic (mg/L)	GN-AP-MW-8	0.003467	0.001203	0.01	No	8	12.5	sqrt(x)	0.01	Param.
Arsenic (mg/L)	GN-AP-MW-9	0.002947	0.001783	0.01	No	8	0	No	0.01	Param.
Barium (mg/L)	GN-AP-MW-10	0.0142	0.01177	2	No	8	0	No	0.01	Param.
Barium (mg/L)	GN-AP-MW-11	0.009647	0.008223	2	No	8	0	No	0.01	Param.
Barium (mg/L)	GN-AP-MW-12	0.07765	0.06397	2	No	8	0	No	0.01	Param.
Barium (mg/L)	GN-AP-MW-13	0.03935	0.03203	2	No	8	0	No	0.01	Param.
Barium (mg/L)	GN-AP-MW-14	0.07427	0.05171	2	No	8	0	No	0.01	Param.
Barium (mg/L)	GN-AP-MW-15R	0.1053	0.03831	2	No	8	0	No	0.01	Param.
Barium (mg/L)	GN-AP-MW-16	0.03684	0.02791	2	No	8	0	No	0.01	Param.
Barium (mg/L)	GN-AP-MW-17	0.111	0.0781	2	No	8	0	No	0.01	Param.
Barium (mg/L)	GN-AP-MW-18	0.0499	0.0403	2	No	8	0	No	0.01	Param.
Barium (mg/L)	GN-AP-MW-19	0.02214	0.01676	2	No	8	0	No	0.01	Param.
Barium (mg/L)	GN-AP-MW-20	0.06365	0.05803	2	No	8	0	No	0.01	Param.
Barium (mg/L)	GN-AP-MW-21	0.03526	0.01909	2	No	8	0	No	0.01	Param.
Barium (mg/L)	GN-AP-MW-22	0.04617	0.03616	2	No	8	0	No	0.01	Param.
Barium (mg/L)	GN-AP-MW-4	0.03042	0.01868	2	No	8	0	No	0.01	Param.
Barium (mg/L)	GN-AP-MW-5	0.03998	0.02612	2	No	8	0	No	0.01	Param.
Barium (mg/L)	GN-AP-MW-6	0.02648	0.01927	2	No	8	0	No	0.01	Param.
Barium (mg/L)	GN-AP-MW-7	0.0273	0.02347	2	No	8	0	No	0.01	Param.
Barium (mg/L)	GN-AP-MW-8	0.02074	0.01579	2	No	8	0	No	0.01	Param.
Barium (mg/L)	GN-AP-MW-9	0.1163	0.09152	2	No	8	0	No	0.01	Param.
Cadmium (mg/L)	GN-AP-MW-17	0.001	0.000318	0.005	No	8	50	No	0.004	NP (normality)
Chromium (mg/L)	GN-AP-MW-8	0.01	0.00395	0.1	No	8	87.5	No	0.004	NP (NDs)
Combined Radium 226 + 228 (pCi/L)	GN-AP-MW-10	1.322	0.09172	5	No	8	12.5	sqrt(x)	0.01	Param.
Combined Radium 226 + 228 (pCi/L)	GN-AP-MW-11	1.16	0.2532	5	No	8	12.5	ln(x)	0.01	Param.
Combined Radium 226 + 228 (pCi/L)	GN-AP-MW-12	1.589	0.7702	5	No	8	0	No	0.01	Param.
Combined Radium 226 + 228 (pCi/L)	GN-AP-MW-13	0.9905	0.5772	5	No	8	0	No	0.01	Param.
Combined Radium 226 + 228 (pCi/L)	GN-AP-MW-14	1.176	-0.02481	5	No	8	0	No	0.01	Param.
Combined Radium 226 + 228 (pCi/L)	GN-AP-MW-15R	1.834	0.6	5	No	8	0	No	0.01	Param.
Combined Radium 226 + 228 (pCi/L)	GN-AP-MW-16	3.633	2.979	5	No	8	0	No	0.01	Param.
Combined Radium 226 + 228 (pCi/L)	GN-AP-MW-17	1.818	0.6038	5	No	8	0	No	0.01	Param.
Combined Radium 226 + 228 (pCi/L)	GN-AP-MW-18	1.932	0.9454	5	No	8	0	No	0.01	Param.
Combined Radium 226 + 228 (pCi/L)	GN-AP-MW-19	1.115	0.1785	5	No	8	0	sqrt(x)	0.01	Param.
Combined Radium 226 + 228 (pCi/L)	**GN-AP-MW-20**	**15.7**	**11.6**	**5**	**Yes**	**8**	**0**	**No**	**0.004**	**NP (normality)**
Combined Radium 226 + 228 (pCi/L)	GN-AP-MW-21	1.497	0.07691	5	No	8	12.5	sqrt(x)	0.01	Param.
Combined Radium 226 + 228 (pCi/L)	GN-AP-MW-22	1.154	0.1907	5	No	8	12.5	ln(x)	0.01	Param.
Combined Radium 226 + 228 (pCi/L)	GN-AP-MW-4	1.544	0.1472	5	No	8	12.5	sqrt(x)	0.01	Param.
Combined Radium 226 + 228 (pCi/L)	GN-AP-MW-5	1.325	0.3347	5	No	8	12.5	ln(x)	0.01	Param.
Combined Radium 226 + 228 (pCi/L)	GN-AP-MW-6	2.5	0.369	5	No	8	12.5	No	0.004	NP (normality)
Combined Radium 226 + 228 (pCi/L)	GN-AP-MW-7	1.479	0.2184	5	No	8	12.5	sqrt(x)	0.01	Param.
Combined Radium 226 + 228 (pCi/L)	GN-AP-MW-8	1.663	-0.01264	5	No	8	12.5	x^(1/3)	0.01	Param.
Combined Radium 226 + 228 (pCi/L)	GN-AP-MW-9	1.449	0.1713	5	No	8	12.5	sqrt(x)	0.01	Param.
Fluoride (mg/L)	GN-AP-MW-10	0.1	0.04	4	No	8	50	No	0.004	NP (normality)
Fluoride (mg/L)	GN-AP-MW-11	0.1	0.04	4	No	8	75	No	0.004	NP (NDs)
Fluoride (mg/L)	GN-AP-MW-12	0.1	0.04	4	No	8	25	No	0.004	NP (normality)
Fluoride (mg/L)	GN-AP-MW-13	0.1	0.05	4	No	8	25	No	0.004	NP (normality)
Fluoride (mg/L)	GN-AP-MW-14	0.1322	0.1001	4	No	8	0	No	0.01	Param.
Fluoride (mg/L)	GN-AP-MW-15R	0.1025	0.07877	4	No	8	0	No	0.01	Param.
Fluoride (mg/L)	GN-AP-MW-16	0.1392	0.1191	4	No	8	0	sqrt(x)	0.01	Param.
Fluoride (mg/L)	GN-AP-MW-17	0.2377	0.1806	4	No	8	0	No	0.01	Param.
Fluoride (mg/L)	GN-AP-MW-18	0.06691	0.04954	4	No	8	0	No	0.01	Param.

Confidence Interval - All Results

Plant Gaston Client: Southern Company Data: Gaston Ash Pond Printed 10/19/2020, 4:44 PM

Constituent	Well	Upper Lim.	Lower Lim.	Compliance	Sig.	N	%NDs	Transform	Alpha	Method
Fluoride (mg/L)	GN-AP-MW-19	0.1	0.04	4	No	8	12.5	No	0.004	NP (normality)
Fluoride (mg/L)	GN-AP-MW-20	0.1	0.04	4	No	8	25	No	0.004	NP (normality)
Fluoride (mg/L)	GN-AP-MW-21	0.1	0.06	4	No	8	50	No	0.004	NP (normality)
Fluoride (mg/L)	GN-AP-MW-22	0.1	0.06	4	No	8	12.5	No	0.004	NP (normality)
Fluoride (mg/L)	GN-AP-MW-4	0.1	0.0506	4	No	8	87.5	No	0.004	NP (NDs)
Fluoride (mg/L)	GN-AP-MW-5	0.07611	0.03883	4	No	8	12.5	sqrt(x)	0.01	Param.
Fluoride (mg/L)	GN-AP-MW-6	0.1	0.04	4	No	8	25	No	0.004	NP (normality)
Fluoride (mg/L)	GN-AP-MW-7	0.1	0.04	4	No	8	25	No	0.004	NP (normality)
Fluoride (mg/L)	GN-AP-MW-8	0.1106	0.08107	4	No	8	0	No	0.01	Param.
Fluoride (mg/L)	GN-AP-MW-9	0.1429	0.1096	4	No	8	12.5	No	0.01	Param.
Lithium (mg/L)	**GN-AP-MW-15R**	**0.1641**	**0.05881**	**0.04**	**Yes**	**8**	**0**	**No**	**0.01**	**Param.**
Lithium (mg/L)	**GN-AP-MW-16**	**0.09216**	**0.07234**	**0.04**	**Yes**	**8**	**0**	**No**	**0.01**	**Param.**
Lithium (mg/L)	**GN-AP-MW-17**	**0.7625**	**0.5792**	**0.04**	**Yes**	**8**	**0**	**No**	**0.01**	**Param.**
Lithium (mg/L)	GN-AP-MW-18	0.04825	0.03487	0.04	No	8	0	No	0.01	Param.
Lithium (mg/L)	**GN-AP-MW-20**	**0.1303**	**0.1047**	**0.04**	**Yes**	**8**	**0**	**No**	**0.01**	**Param.**
Lithium (mg/L)	GN-AP-MW-5	0.04804	0.02123	0.04	No	8	12.5	No	0.01	Param.
Molybdenum (mg/L)	**GN-AP-MW-15R**	**0.3448**	**0.1305**	**0.1**	**Yes**	**8**	**0**	**No**	**0.01**	**Param.**
Molybdenum (mg/L)	**GN-AP-MW-16**	**0.3352**	**0.2698**	**0.1**	**Yes**	**8**	**0**	**No**	**0.01**	**Param.**
Molybdenum (mg/L)	**GN-AP-MW-17**	**2.67**	**1.865**	**0.1**	**Yes**	**8**	**0**	**No**	**0.01**	**Param.**
Molybdenum (mg/L)	GN-AP-MW-18	0.02392	0.01835	0.1	No	8	0	No	0.01	Param.
Molybdenum (mg/L)	GN-AP-MW-19	0.01333	0.01157	0.1	No	8	0	No	0.01	Param.
Molybdenum (mg/L)	**GN-AP-MW-20**	**0.8334**	**0.7085**	**0.1**	**Yes**	**8**	**0**	**x^2**	**0.01**	**Param.**
Molybdenum (mg/L)	GN-AP-MW-21	0.01594	0.005452	0.1	No	8	0	No	0.01	Param.
Molybdenum (mg/L)	GN-AP-MW-22	0.08048	0.06288	0.1	No	8	0	x^(1/3)	0.01	Param.
Molybdenum (mg/L)	**GN-AP-MW-5**	**0.3192**	**0.116**	**0.1**	**Yes**	**8**	**0**	**No**	**0.01**	**Param.**
Molybdenum (mg/L)	GN-AP-MW-6	0.01729	0.01179	0.1	No	8	0	No	0.01	Param.
Molybdenum (mg/L)	GN-AP-MW-9	0.005	0.00282	0.1	No	8	87.5	No	0.004	NP (NDs)
Thallium (mg/L)	GN-AP-MW-18	0.0004583	0.0003369	0.002	No	8	0	No	0.01	Param.

FIGURE A.

Sanitas™ v.9.6.27 Groundwater Stats Consulting. UG
Hollow symbols indicate censored values.

Time Series

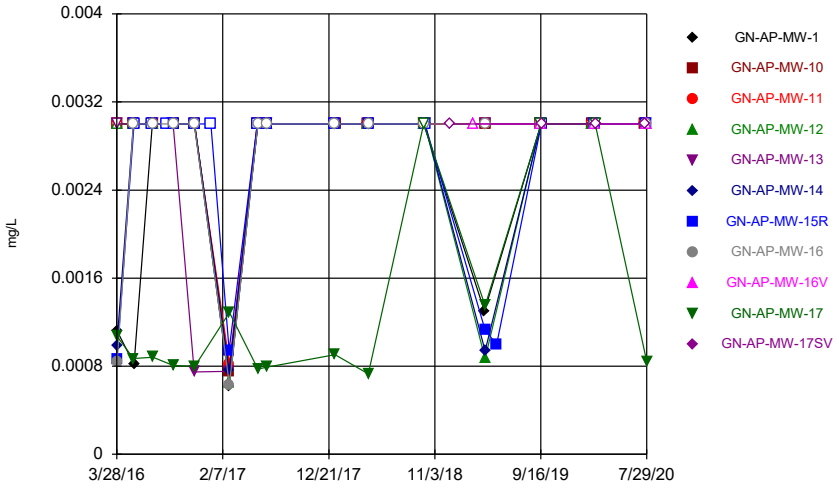

Constituent: Antimony Analysis Run 10/20/2020 1:20 PM
Plant Gaston Client: Southern Company Data: Gaston Ash Pond

Sanitas™ v.9.6.27 Groundwater Stats Consulting. UG
Hollow symbols indicate censored values.

Time Series

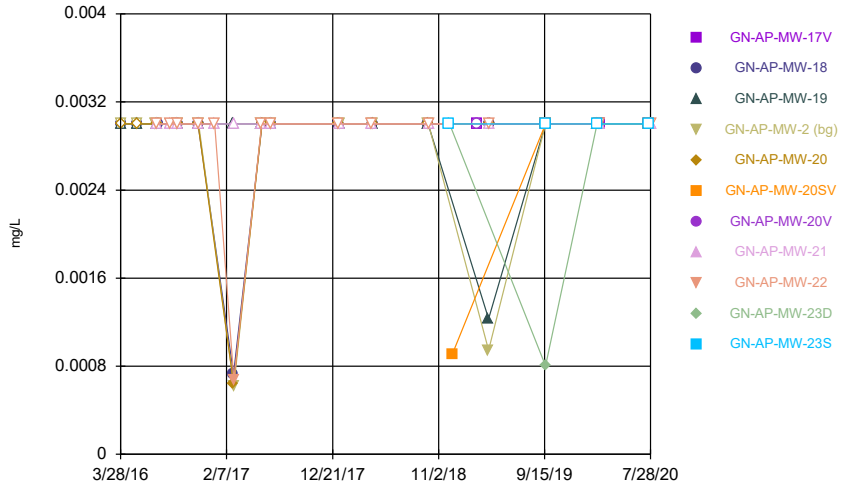

Constituent: Antimony Analysis Run 10/20/2020 1:20 PM
Plant Gaston Client: Southern Company Data: Gaston Ash Pond

Sanitas™ v.9.6.27 Groundwater Stats Consulting. UG
Hollow symbols indicate censored values.

Time Series

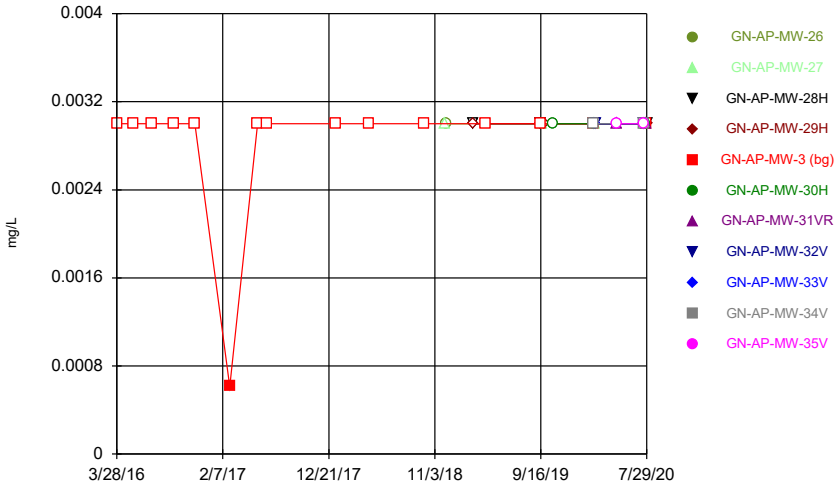

Constituent: Antimony Analysis Run 10/20/2020 1:20 PM
Plant Gaston Client: Southern Company Data: Gaston Ash Pond

Sanitas™ v.9.6.27 Groundwater Stats Consulting. UG
Hollow symbols indicate censored values.

Time Series

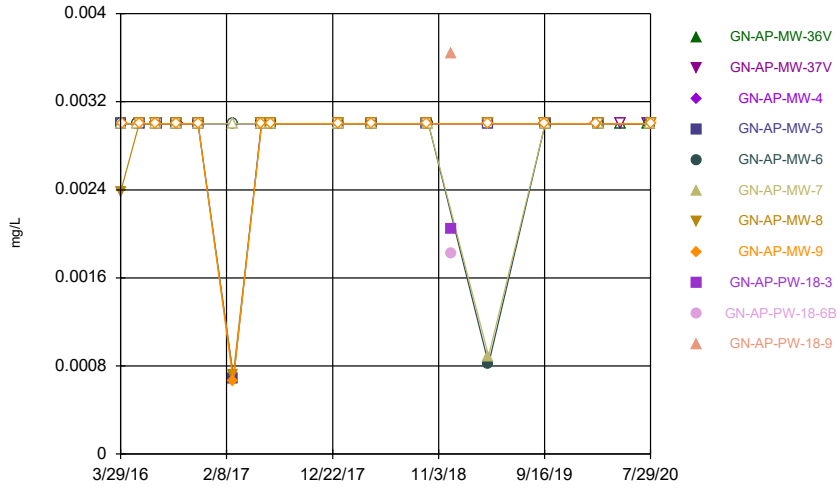

Constituent: Antimony Analysis Run 10/20/2020 1:20 PM
Plant Gaston Client: Southern Company Data: Gaston Ash Pond

Sanitas™ v.9.6.27 Groundwater Stats Consulting. UG
Hollow symbols indicate censored values.

Time Series

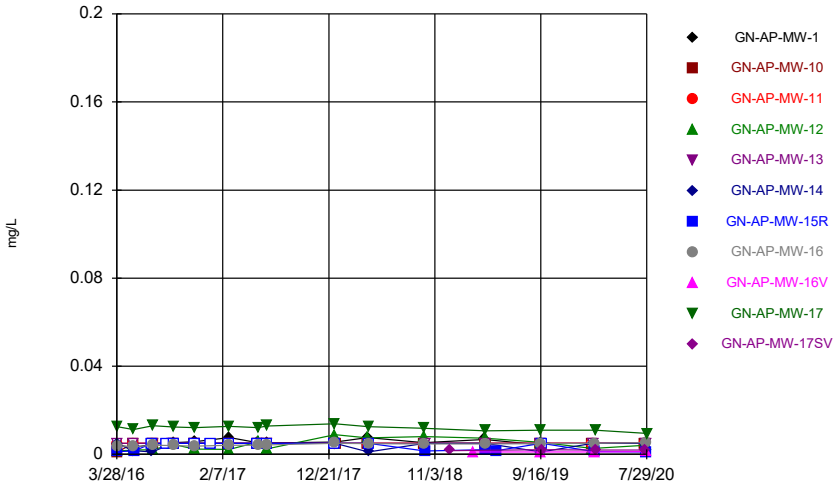

Constituent: Arsenic Analysis Run 10/20/2020 1:20 PM
Plant Gaston Client: Southern Company Data: Gaston Ash Pond

Sanitas™ v.9.6.27 Groundwater Stats Consulting. UG
Hollow symbols indicate censored values.

Time Series

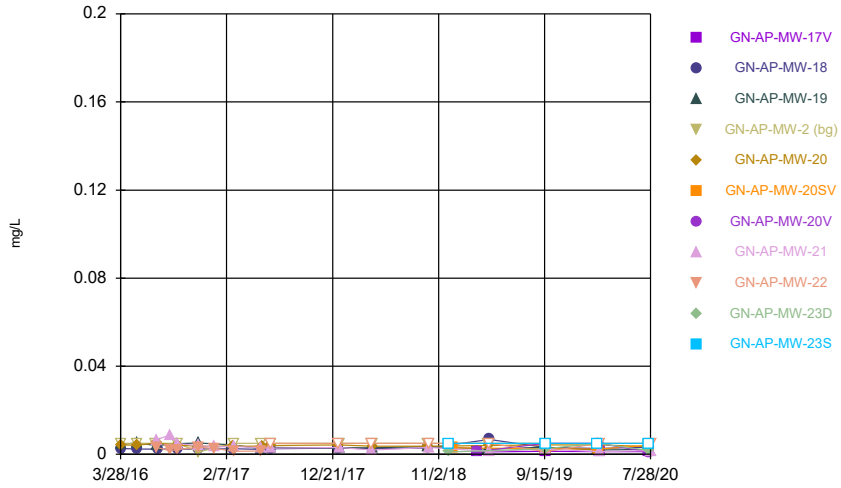

Constituent: Arsenic Analysis Run 10/20/2020 1:20 PM
Plant Gaston Client: Southern Company Data: Gaston Ash Pond

Sanitas™ v.9.6.27 Groundwater Stats Consulting. UG
Hollow symbols indicate censored values.

Time Series

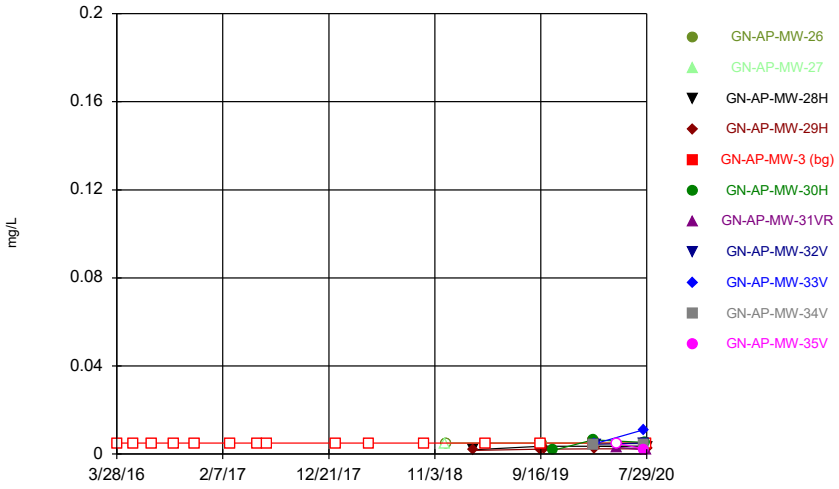

Constituent: Arsenic Analysis Run 10/20/2020 1:20 PM
Plant Gaston Client: Southern Company Data: Gaston Ash Pond

Sanitas™ v.9.6.27 Groundwater Stats Consulting. UG
Hollow symbols indicate censored values.

Time Series

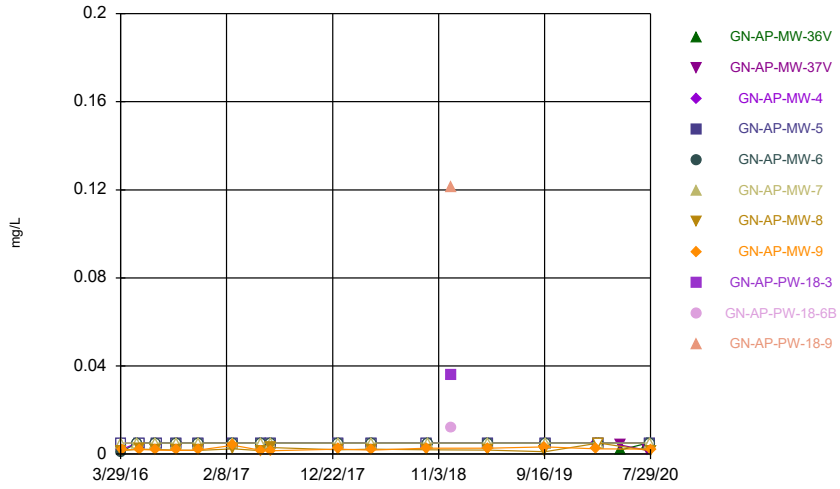

Constituent: Arsenic Analysis Run 10/20/2020 1:20 PM
Plant Gaston Client: Southern Company Data: Gaston Ash Pond

Sanitas™ v.9.6.27 Groundwater Stats Consulting. UG

Time Series

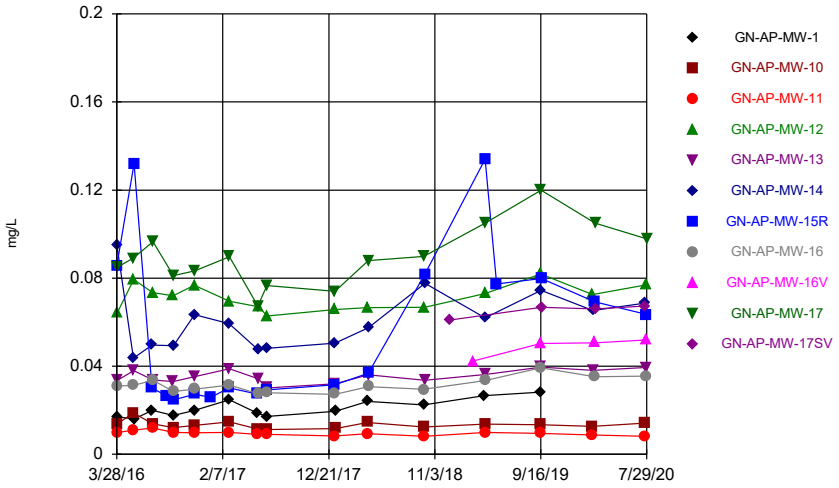

Constituent: Barium Analysis Run 10/20/2020 1:20 PM

Plant Gaston Client: Southern Company Data: Gaston Ash Pond

Sanitas™ v.9.6.27 Groundwater Stats Consulting. UG

Time Series

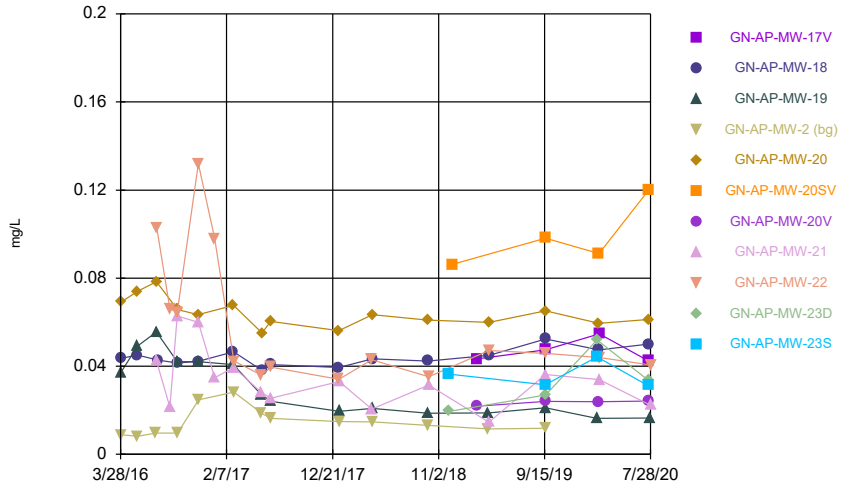

Constituent: Barium Analysis Run 10/20/2020 1:20 PM

Plant Gaston Client: Southern Company Data: Gaston Ash Pond

Sanitas™ v.9.6.27 Groundwater Stats Consulting. UG

Time Series

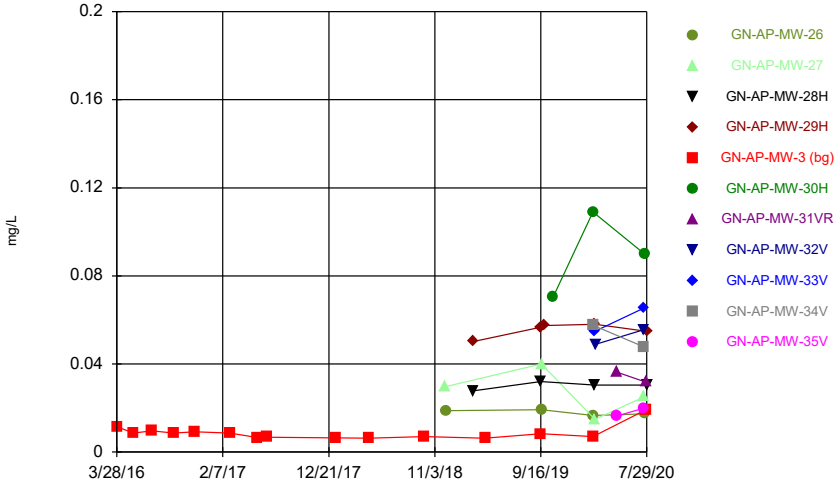

Constituent: Barium Analysis Run 10/20/2020 1:20 PM

Plant Gaston Client: Southern Company Data: Gaston Ash Pond

Sanitas™ v.9.6.27 Groundwater Stats Consulting. UG

Time Series

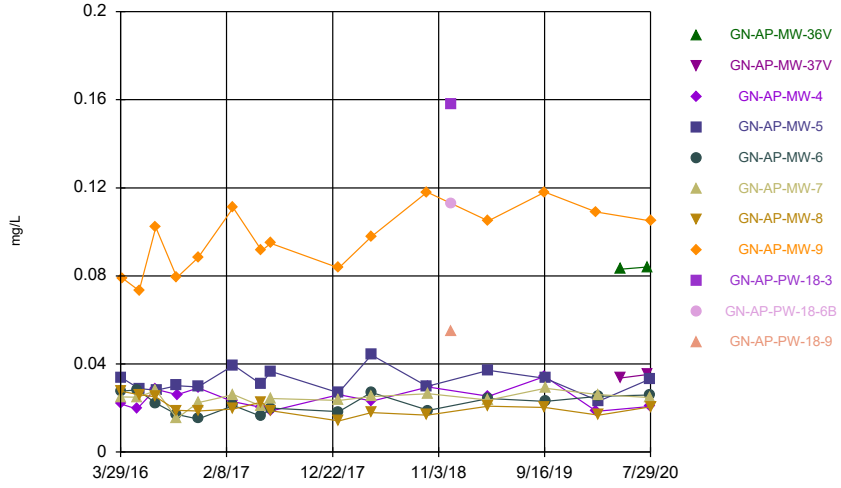

Constituent: Barium Analysis Run 10/20/2020 1:20 PM

Plant Gaston Client: Southern Company Data: Gaston Ash Pond

Sanitas™ v.9.6.27 Groundwater Stats Consulting. UG
Hollow symbols indicate censored values.

Time Series

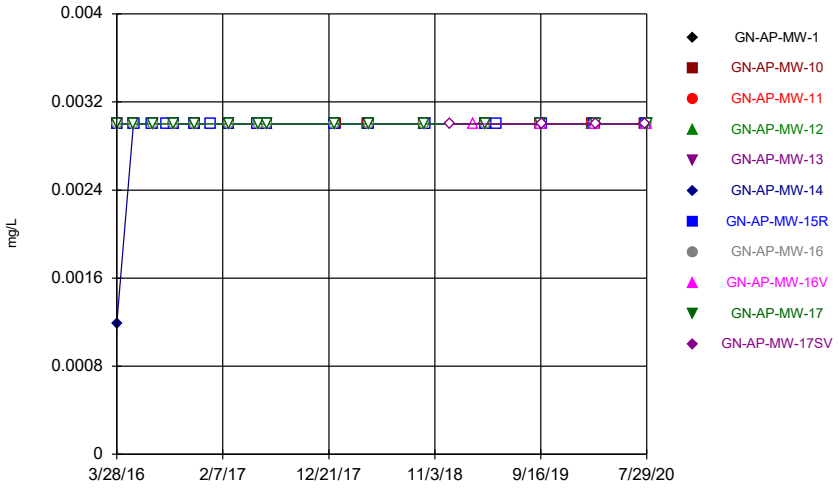

Constituent: Beryllium Analysis Run 10/20/2020 1:21 PM
Plant Gaston Client: Southern Company Data: Gaston Ash Pond

Sanitas™ v.9.6.27 Groundwater Stats Consulting. UG
Hollow symbols indicate censored values.

Time Series

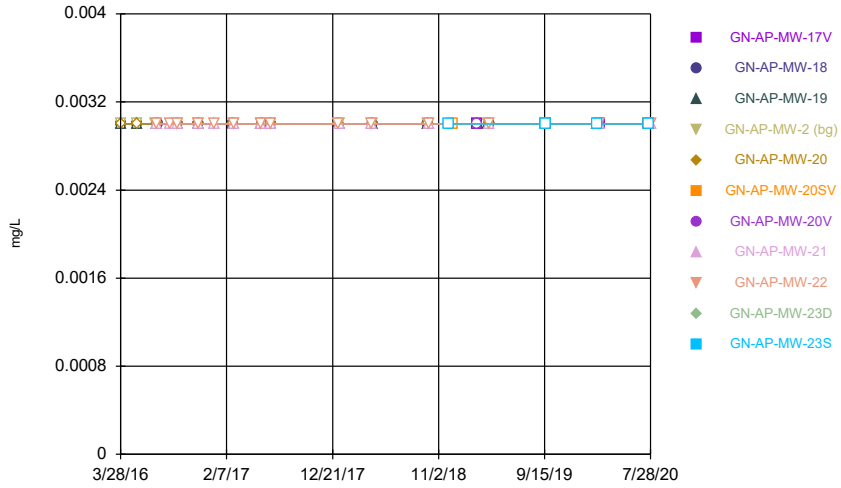

Constituent: Beryllium Analysis Run 10/20/2020 1:21 PM
Plant Gaston Client: Southern Company Data: Gaston Ash Pond

Sanitas™ v.9.6.27 Groundwater Stats Consulting. UG
Hollow symbols indicate censored values.

Time Series

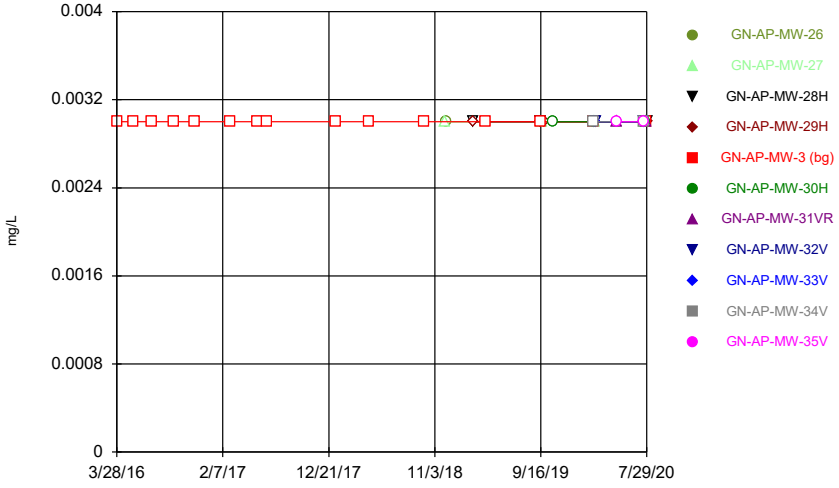

Constituent: Beryllium Analysis Run 10/20/2020 1:21 PM
Plant Gaston Client: Southern Company Data: Gaston Ash Pond

Sanitas™ v.9.6.27 Groundwater Stats Consulting. UG
Hollow symbols indicate censored values.

Time Series

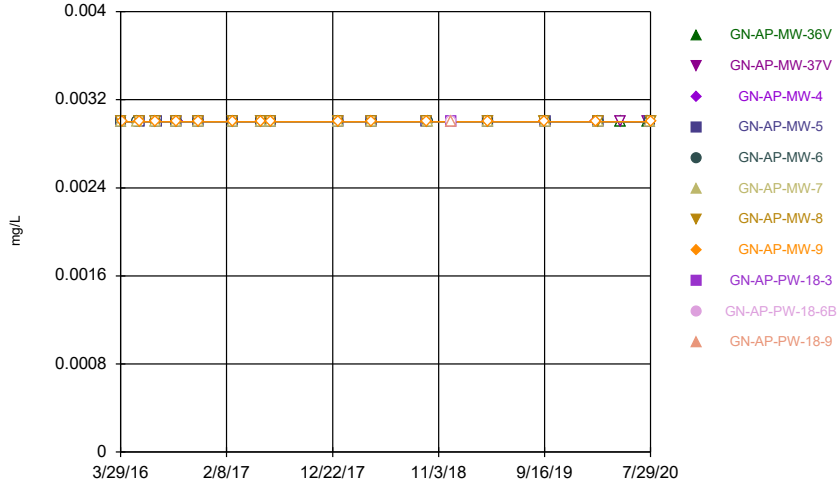

Constituent: Beryllium Analysis Run 10/20/2020 1:21 PM
Plant Gaston Client: Southern Company Data: Gaston Ash Pond

Sanitas™ v.9.6.27 Groundwater Stats Consulting. UG
Hollow symbols indicate censored values.

Time Series

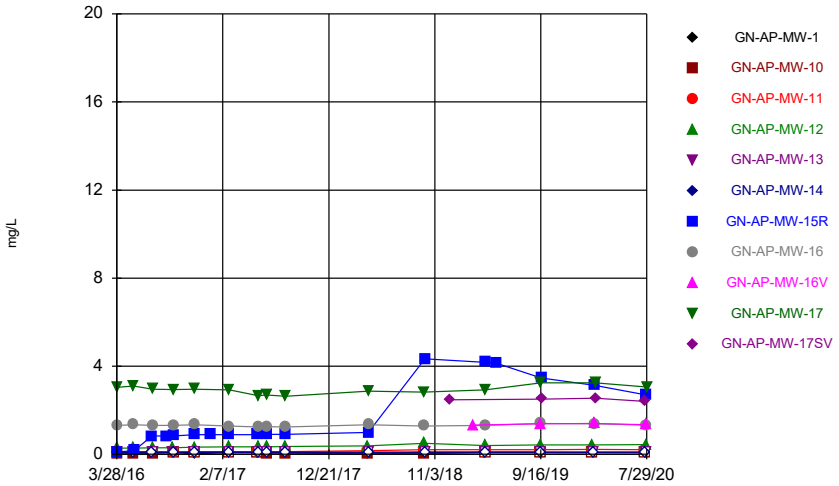

Constituent: Boron Analysis Run 10/20/2020 1:21 PM
Plant Gaston Client: Southern Company Data: Gaston Ash Pond

Sanitas™ v.9.6.27 Groundwater Stats Consulting. UG
Hollow symbols indicate censored values.

Time Series

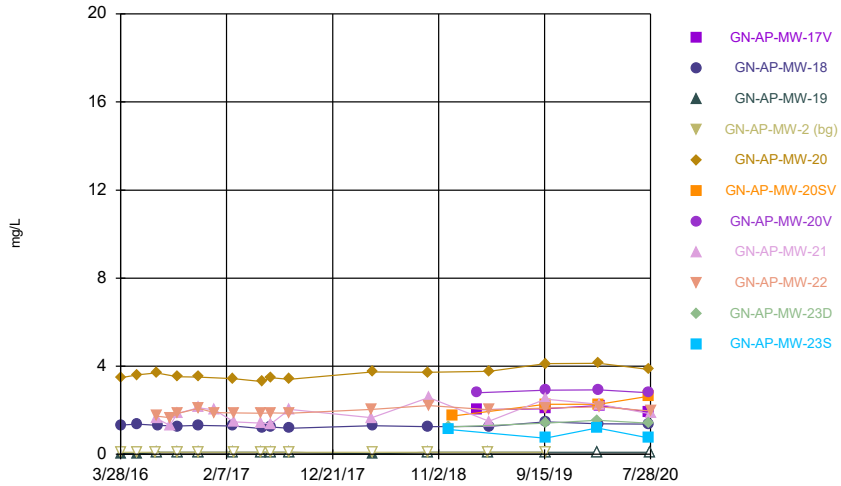

Constituent: Boron Analysis Run 10/20/2020 1:21 PM
Plant Gaston Client: Southern Company Data: Gaston Ash Pond

Sanitas™ v.9.6.27 Groundwater Stats Consulting. UG
Hollow symbols indicate censored values.

Time Series

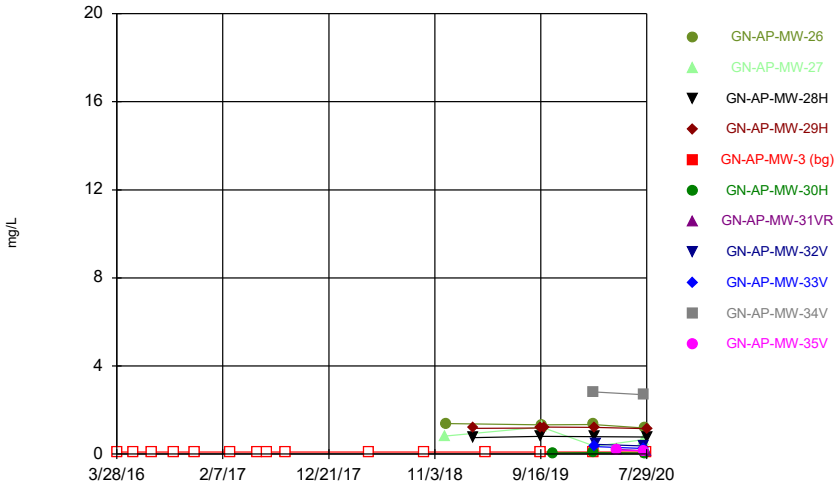

Constituent: Boron Analysis Run 10/20/2020 1:21 PM
Plant Gaston Client: Southern Company Data: Gaston Ash Pond

Sanitas™ v.9.6.27 Groundwater Stats Consulting. UG
Hollow symbols indicate censored values.

Time Series

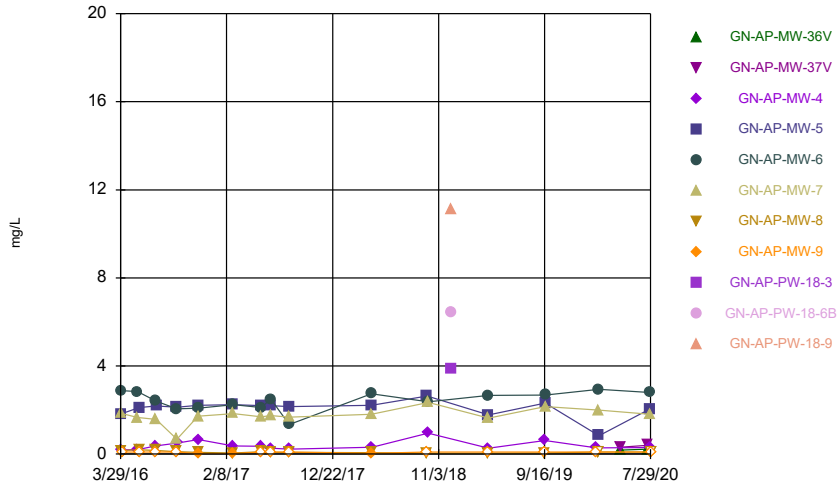

Constituent: Boron Analysis Run 10/20/2020 1:21 PM
Plant Gaston Client: Southern Company Data: Gaston Ash Pond

Sanitas™ v.9.6.27 Groundwater Stats Consulting. UG
Hollow symbols indicate censored values.

Time Series

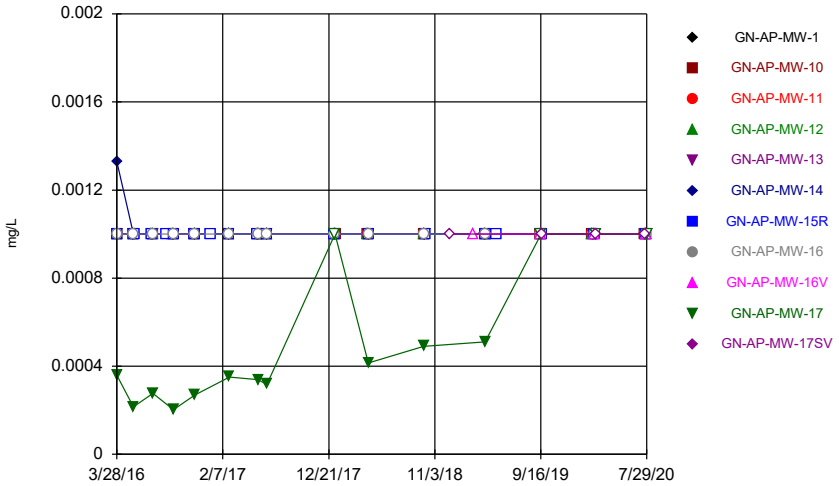

Constituent: Cadmium Analysis Run 10/20/2020 1:21 PM
Plant Gaston Client: Southern Company Data: Gaston Ash Pond

Sanitas™ v.9.6.27 Groundwater Stats Consulting. UG
Hollow symbols indicate censored values.

Time Series

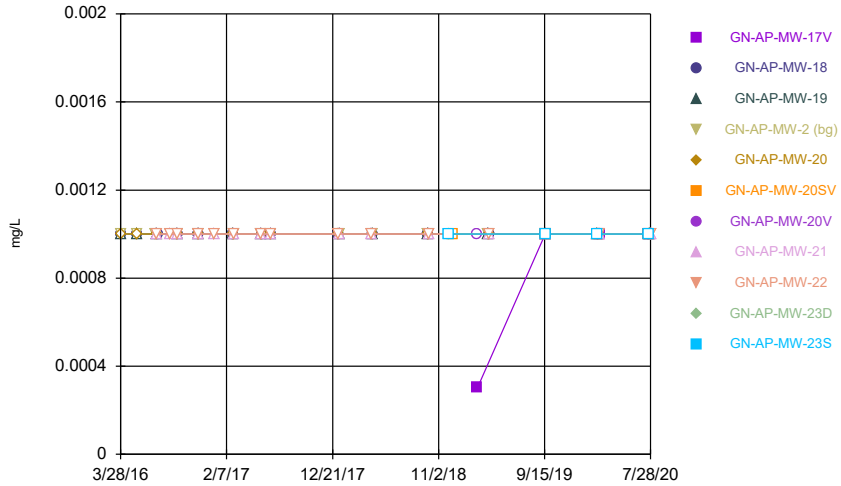

Constituent: Cadmium Analysis Run 10/20/2020 1:21 PM
Plant Gaston Client: Southern Company Data: Gaston Ash Pond

Sanitas™ v.9.6.27 Groundwater Stats Consulting. UG
Hollow symbols indicate censored values.

Time Series

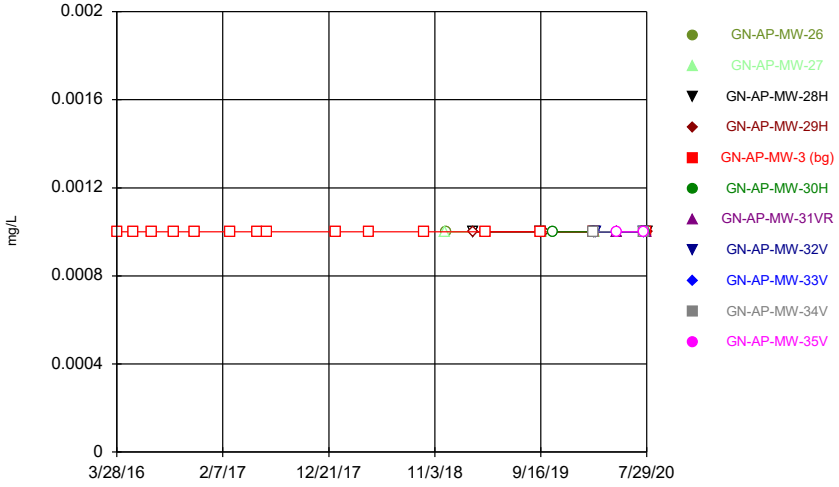

Constituent: Cadmium Analysis Run 10/20/2020 1:21 PM
Plant Gaston Client: Southern Company Data: Gaston Ash Pond

Sanitas™ v.9.6.27 Groundwater Stats Consulting. UG
Hollow symbols indicate censored values.

Time Series

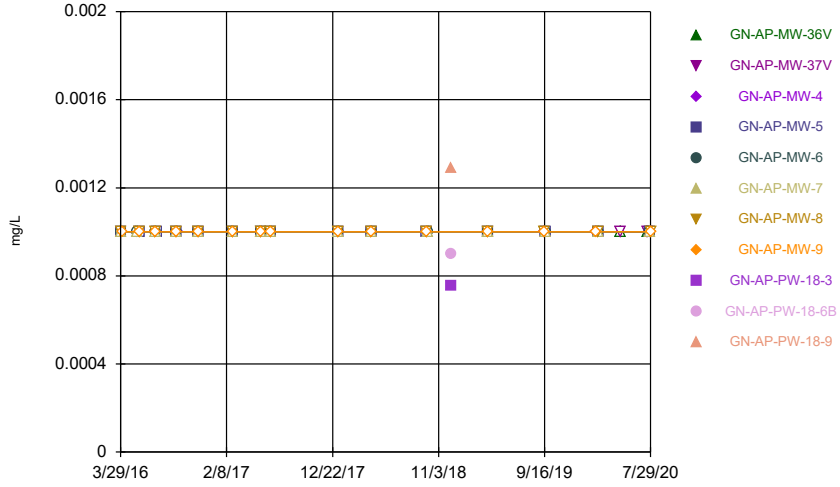

Constituent: Cadmium Analysis Run 10/20/2020 1:21 PM
Plant Gaston Client: Southern Company Data: Gaston Ash Pond

Sanitas™ v.9.6.27 Groundwater Stats Consulting. UG

Time Series

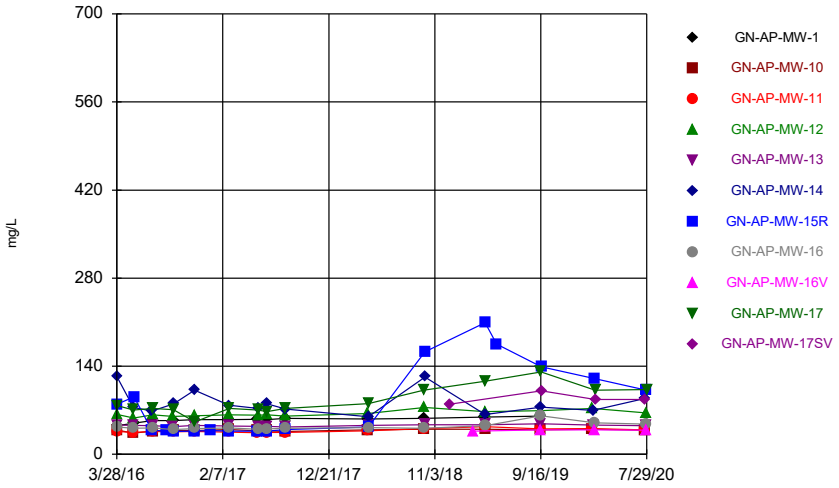

Constituent: Calcium Analysis Run 10/20/2020 1:21 PM

Plant Gaston Client: Southern Company Data: Gaston Ash Pond

Sanitas™ v.9.6.27 Groundwater Stats Consulting. UG

Time Series

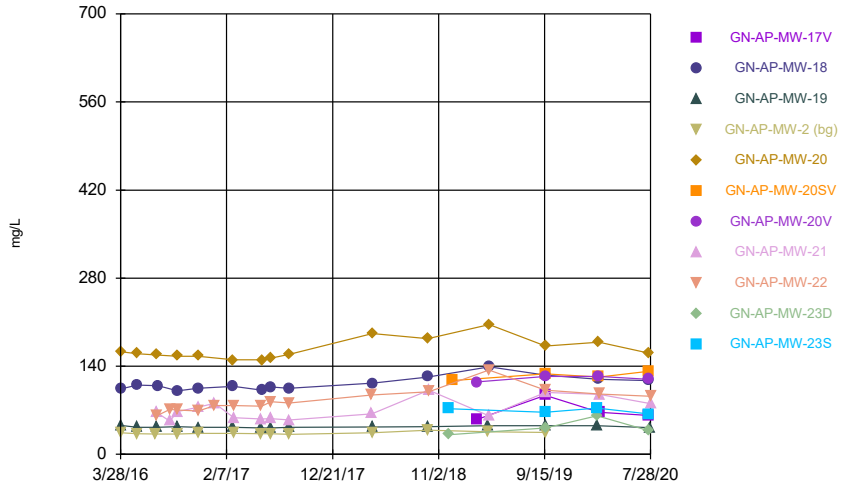

Constituent: Calcium Analysis Run 10/20/2020 1:21 PM

Plant Gaston Client: Southern Company Data: Gaston Ash Pond

Sanitas™ v.9.6.27 Groundwater Stats Consulting. UG
Hollow symbols indicate censored values.

Time Series

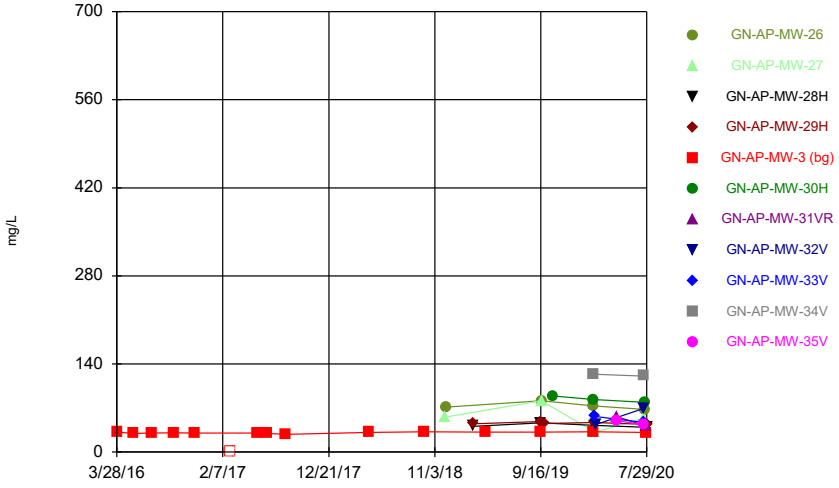

Constituent: Calcium Analysis Run 10/20/2020 1:21 PM

Plant Gaston Client: Southern Company Data: Gaston Ash Pond

Sanitas™ v.9.6.27 Groundwater Stats Consulting. UG

Time Series

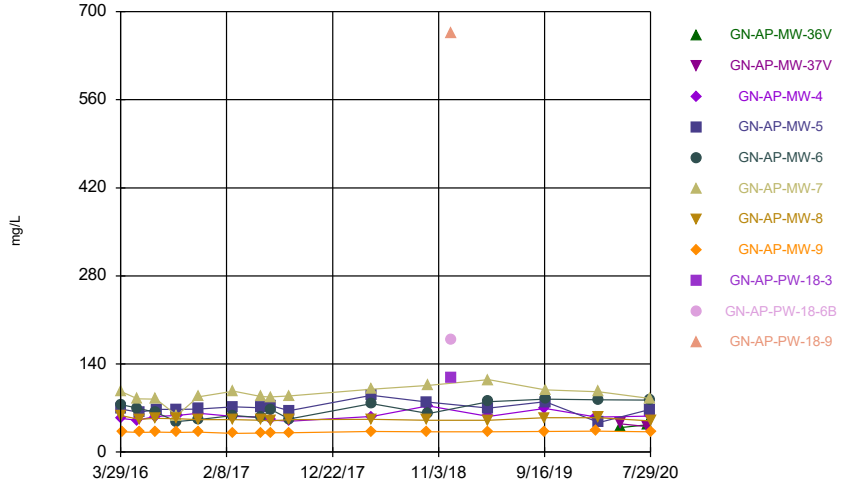

Constituent: Calcium Analysis Run 10/20/2020 1:21 PM

Plant Gaston Client: Southern Company Data: Gaston Ash Pond

Sanitas™ v.9.6.27 Groundwater Stats Consulting. UG

Time Series

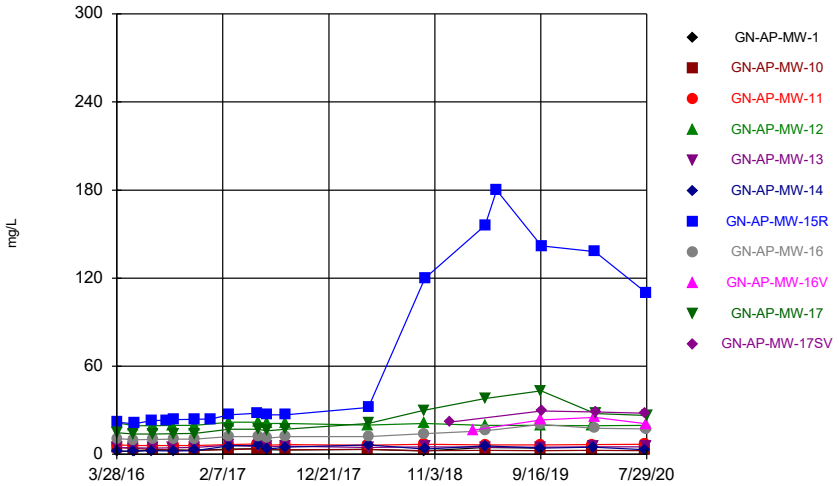

Constituent: Chloride Analysis Run 10/20/2020 1:21 PM

Plant Gaston Client: Southern Company Data: Gaston Ash Pond

Sanitas™ v.9.6.27 Groundwater Stats Consulting. UG

Hollow symbols indicate censored values.

Time Series

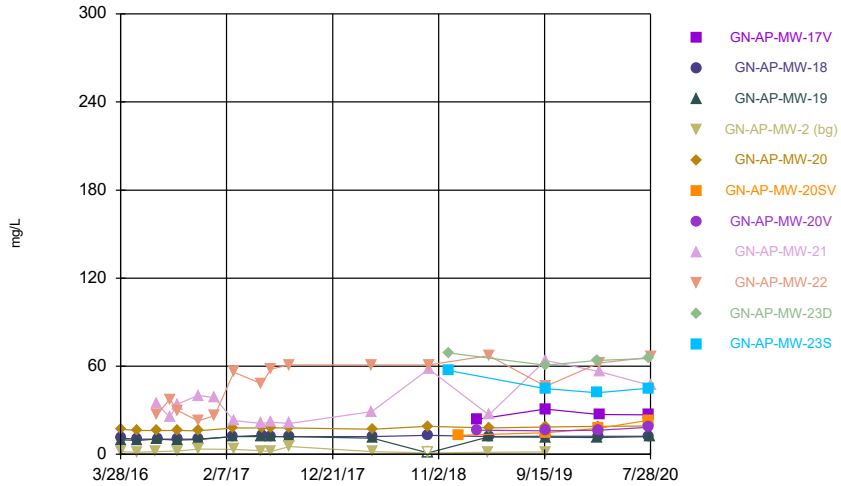

Constituent: Chloride Analysis Run 10/20/2020 1:21 PM

Plant Gaston Client: Southern Company Data: Gaston Ash Pond

Sanitas™ v.9.6.27 Groundwater Stats Consulting. UG

Time Series

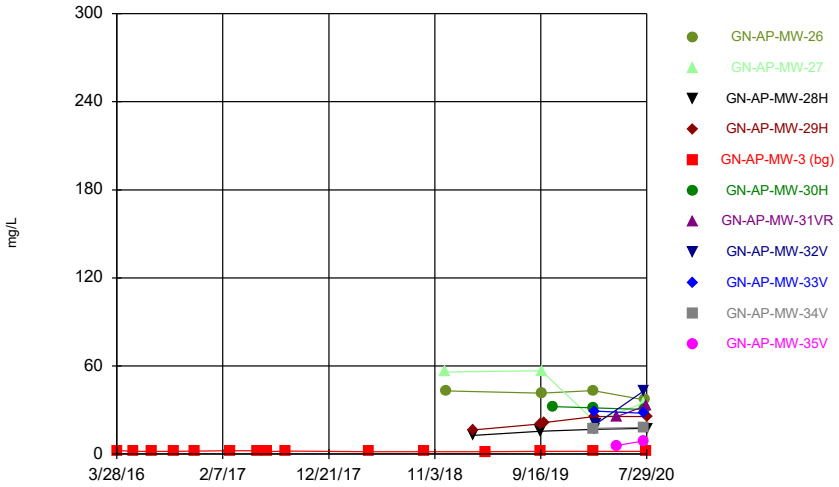

Constituent: Chloride Analysis Run 10/20/2020 1:21 PM

Plant Gaston Client: Southern Company Data: Gaston Ash Pond

Sanitas™ v.9.6.27 Groundwater Stats Consulting. UG

Time Series

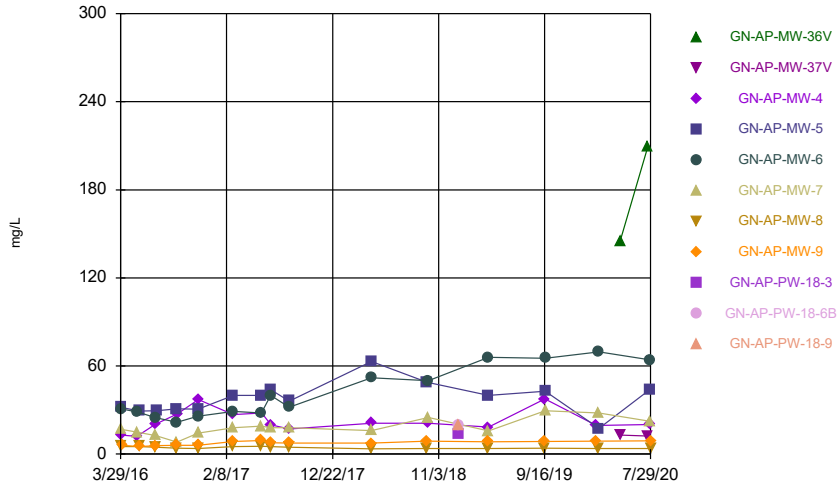

Constituent: Chloride Analysis Run 10/20/2020 1:21 PM

Plant Gaston Client: Southern Company Data: Gaston Ash Pond

Sanitas™ v.9.6.27 Groundwater Stats Consulting. UG
Hollow symbols indicate censored values.

Time Series

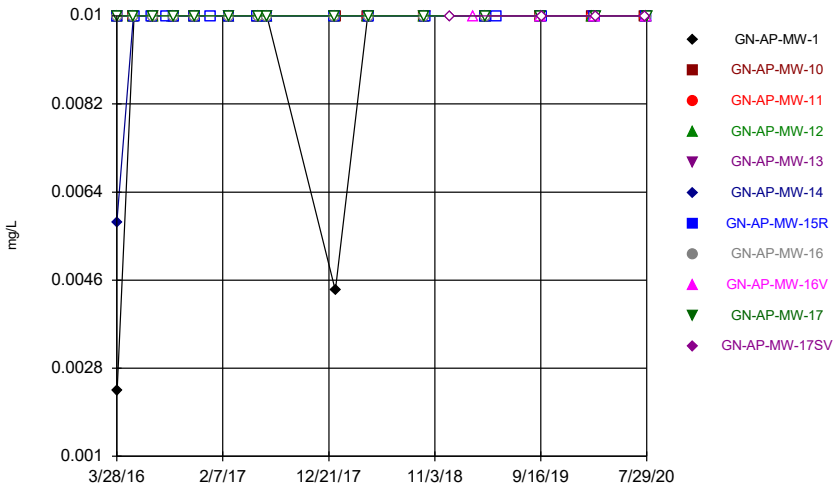

Constituent: Chromium Analysis Run 10/20/2020 1:21 PM
Plant Gaston Client: Southern Company Data: Gaston Ash Pond

Sanitas™ v.9.6.27 Groundwater Stats Consulting. UG
Hollow symbols indicate censored values.

Time Series

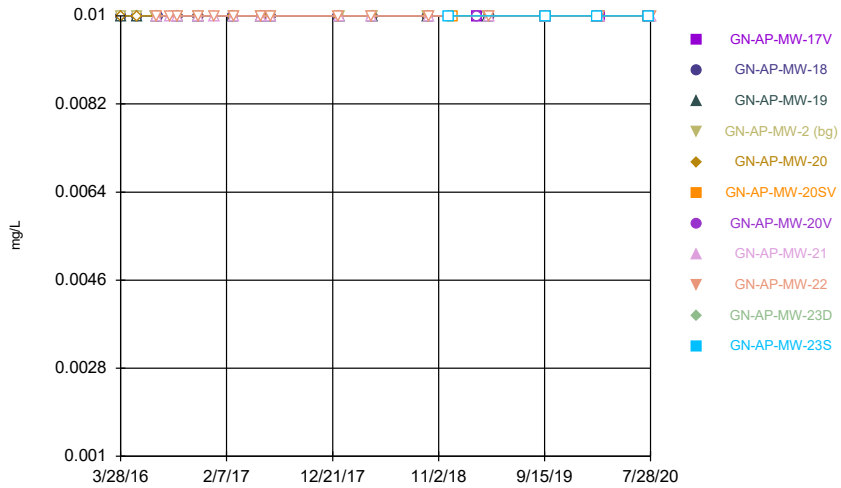

Constituent: Chromium Analysis Run 10/20/2020 1:21 PM
Plant Gaston Client: Southern Company Data: Gaston Ash Pond

Sanitas™ v.9.6.27 Groundwater Stats Consulting. UG
Hollow symbols indicate censored values.

Time Series

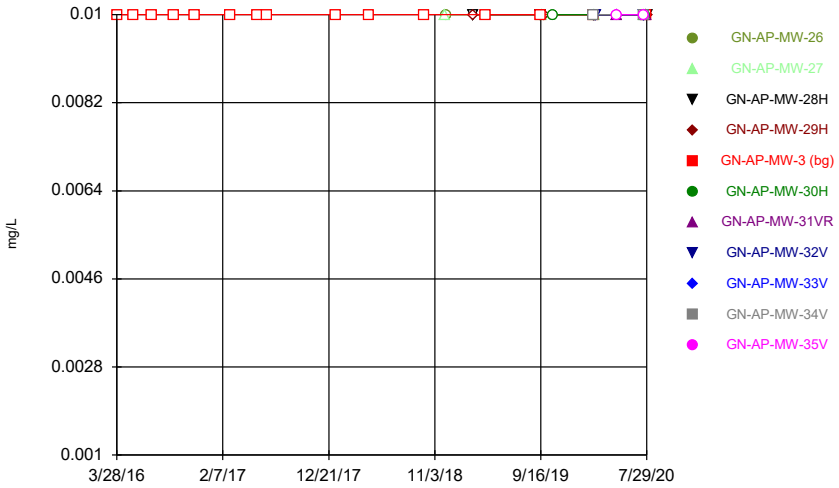

Constituent: Chromium Analysis Run 10/20/2020 1:21 PM
Plant Gaston Client: Southern Company Data: Gaston Ash Pond

Sanitas™ v.9.6.27 Groundwater Stats Consulting. UG
Hollow symbols indicate censored values.

Time Series

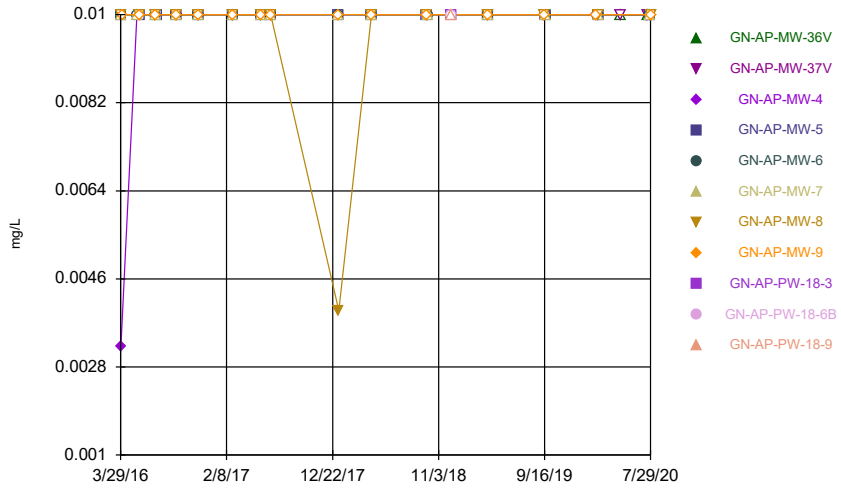

Constituent: Chromium Analysis Run 10/20/2020 1:21 PM
Plant Gaston Client: Southern Company Data: Gaston Ash Pond

Sanitas™ v.9.6.27 Groundwater Stats Consulting. UG
Hollow symbols indicate censored values.

Time Series

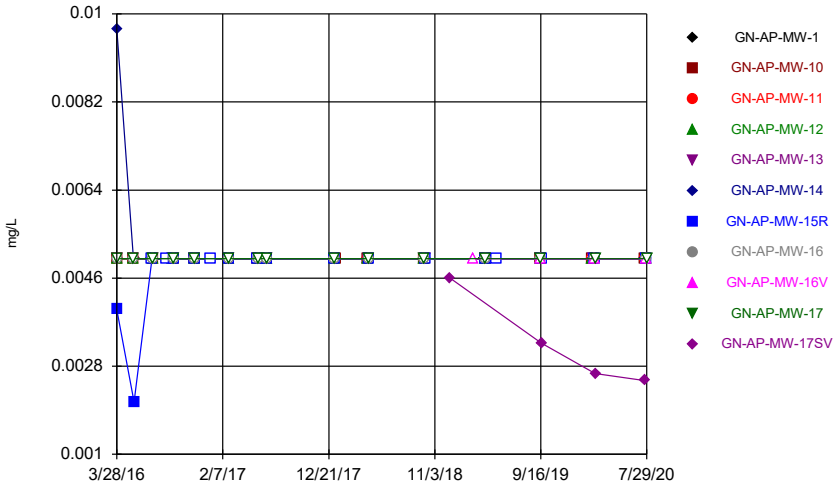

Constituent: Cobalt Analysis Run 10/20/2020 1:21 PM
Plant Gaston Client: Southern Company Data: Gaston Ash Pond

Sanitas™ v.9.6.27 Groundwater Stats Consulting. UG
Hollow symbols indicate censored values.

Time Series

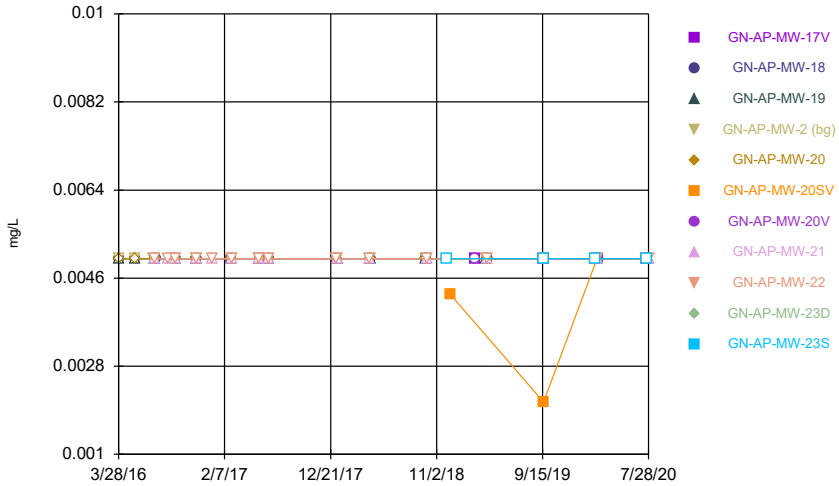

Constituent: Cobalt Analysis Run 10/20/2020 1:21 PM
Plant Gaston Client: Southern Company Data: Gaston Ash Pond

Sanitas™ v.9.6.27 Groundwater Stats Consulting. UG
Hollow symbols indicate censored values.

Time Series

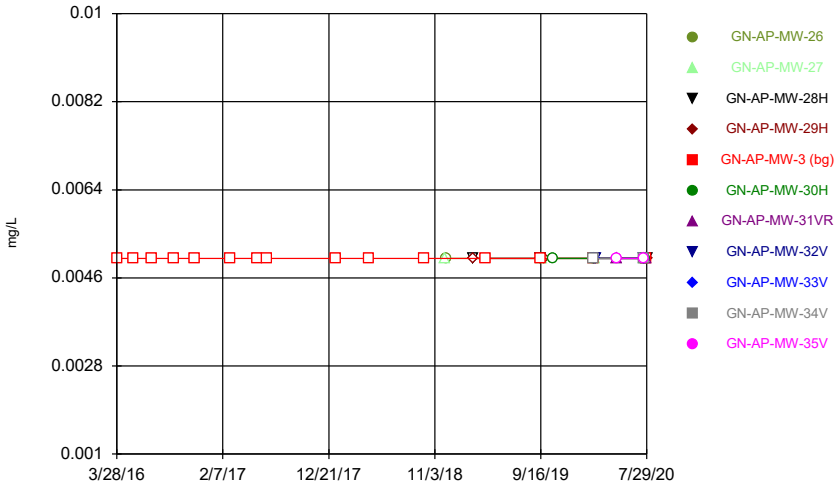

Constituent: Cobalt Analysis Run 10/20/2020 1:21 PM
Plant Gaston Client: Southern Company Data: Gaston Ash Pond

Sanitas™ v.9.6.27 Groundwater Stats Consulting. UG
Hollow symbols indicate censored values.

Time Series

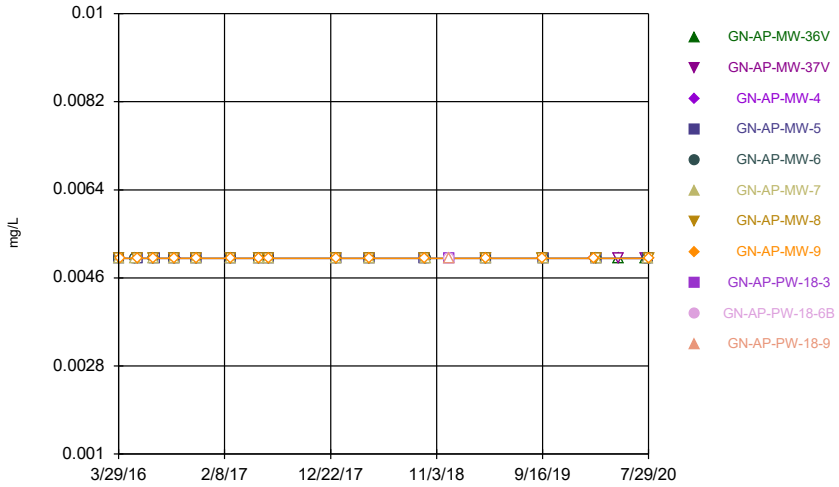

Constituent: Cobalt Analysis Run 10/20/2020 1:21 PM
Plant Gaston Client: Southern Company Data: Gaston Ash Pond

Sanitas™ v.9.6.27 Groundwater Stats Consulting. UG
Hollow symbols indicate censored values.

Time Series

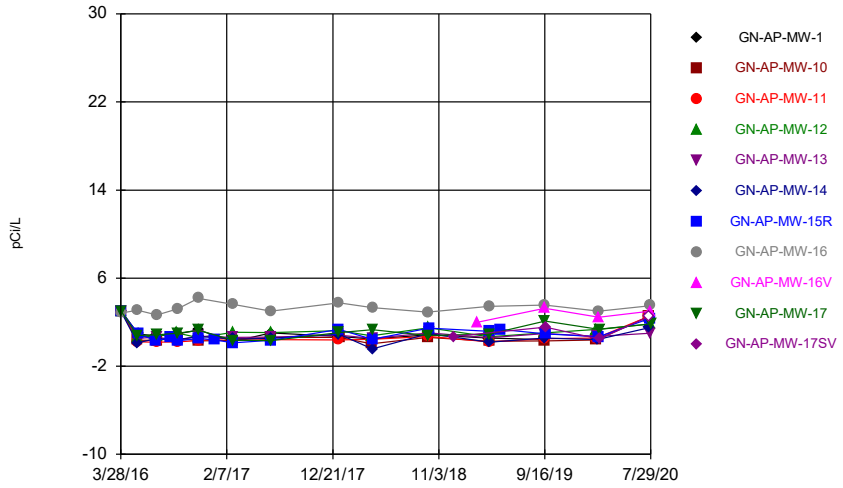

Constituent: Combined Radium 226 + 228 Analysis Run 10/20/2020 1:21 PM
Plant Gaston Client: Southern Company Data: Gaston Ash Pond

Sanitas™ v.9.6.27 Groundwater Stats Consulting. UG
Hollow symbols indicate censored values.

Time Series

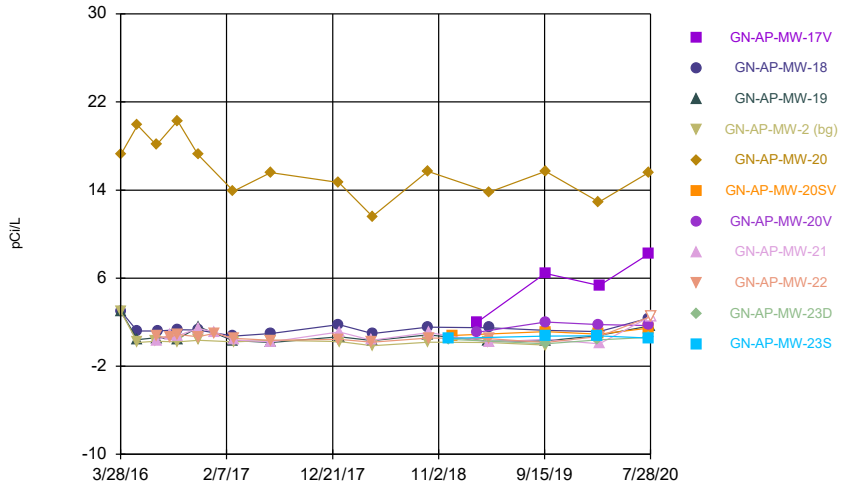

Constituent: Combined Radium 226 + 228 Analysis Run 10/20/2020 1:21 PM
Plant Gaston Client: Southern Company Data: Gaston Ash Pond

Sanitas™ v.9.6.27 Groundwater Stats Consulting. UG
Hollow symbols indicate censored values.

Time Series

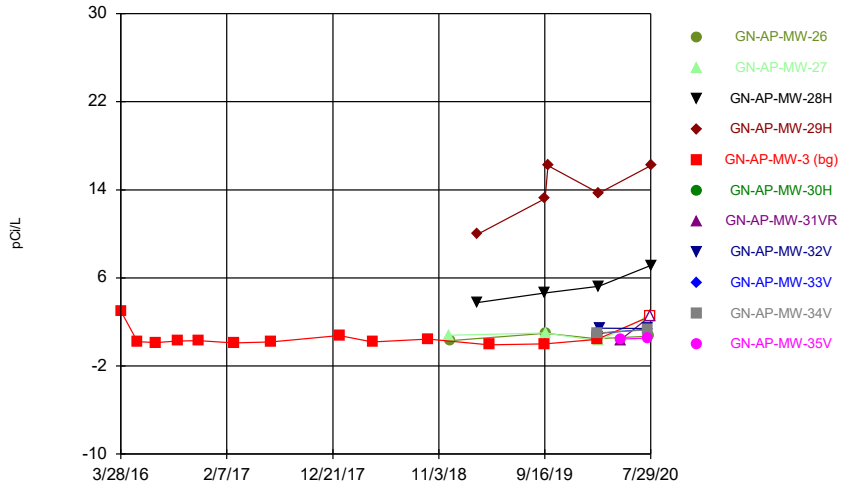

Constituent: Combined Radium 226 + 228 Analysis Run 10/20/2020 1:21 PM
Plant Gaston Client: Southern Company Data: Gaston Ash Pond

Sanitas™ v.9.6.27 Groundwater Stats Consulting. UG
Hollow symbols indicate censored values.

Time Series

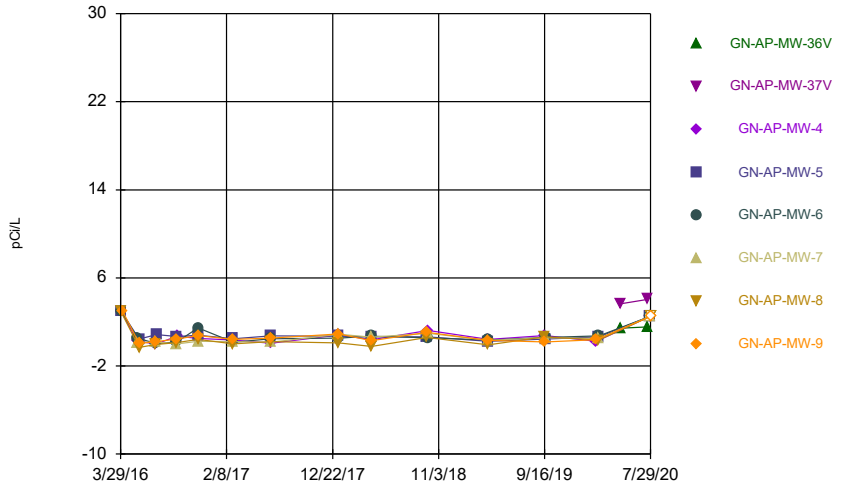

Constituent: Combined Radium 226 + 228 Analysis Run 10/20/2020 1:21 PM
Plant Gaston Client: Southern Company Data: Gaston Ash Pond

Sanitas™ v.9.6.27 Groundwater Stats Consulting. UG
Hollow symbols indicate censored values.

Time Series

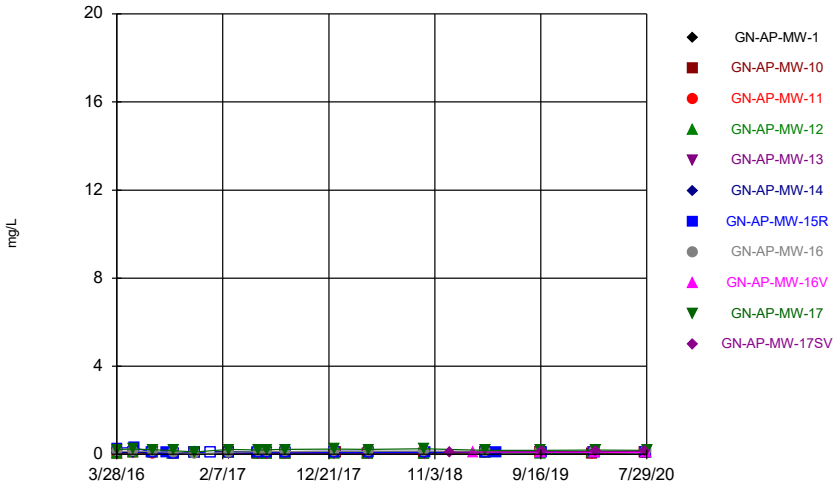

Constituent: Fluoride Analysis Run 10/20/2020 1:21 PM
Plant Gaston Client: Southern Company Data: Gaston Ash Pond

Sanitas™ v.9.6.27 Groundwater Stats Consulting. UG
Hollow symbols indicate censored values.

Time Series

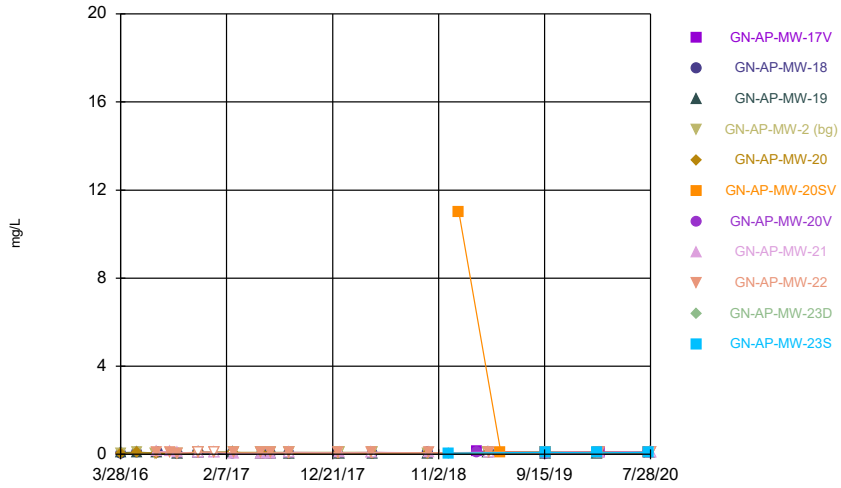

Constituent: Fluoride Analysis Run 10/20/2020 1:21 PM
Plant Gaston Client: Southern Company Data: Gaston Ash Pond

Sanitas™ v.9.6.27 Groundwater Stats Consulting. UG
Hollow symbols indicate censored values.

Time Series

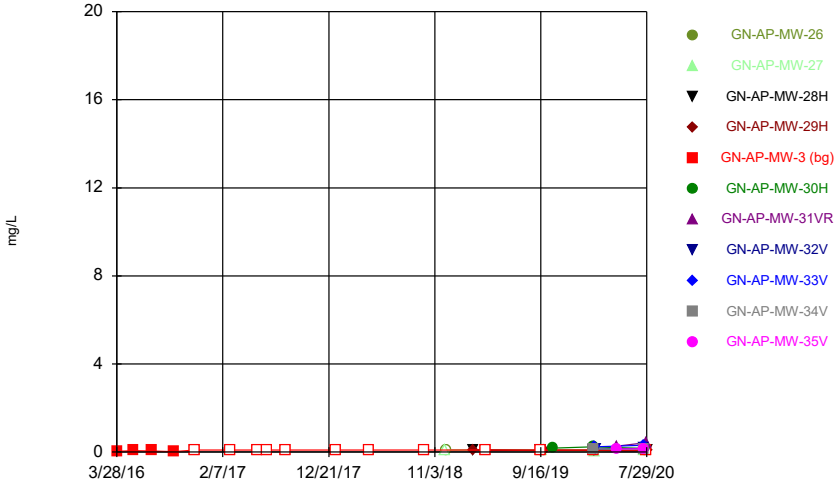

Constituent: Fluoride Analysis Run 10/20/2020 1:21 PM
Plant Gaston Client: Southern Company Data: Gaston Ash Pond

Sanitas™ v.9.6.27 Groundwater Stats Consulting. UG
Hollow symbols indicate censored values.

Time Series

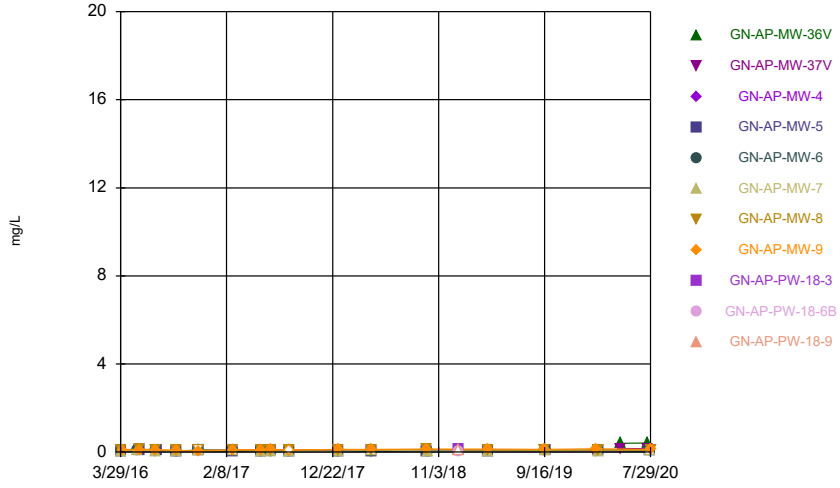

Constituent: Fluoride Analysis Run 10/20/2020 1:21 PM
Plant Gaston Client: Southern Company Data: Gaston Ash Pond

Sanitas™ v.9.6.27 Groundwater Stats Consulting. UG
Hollow symbols indicate censored values.

Time Series

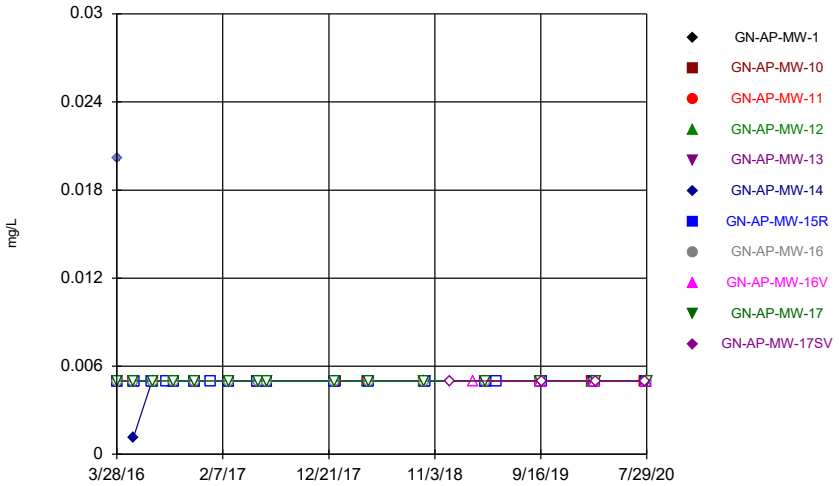

Constituent: Lead Analysis Run 10/20/2020 1:21 PM
Plant Gaston Client: Southern Company Data: Gaston Ash Pond

Sanitas™ v.9.6.27 Groundwater Stats Consulting. UG
Hollow symbols indicate censored values.

Time Series

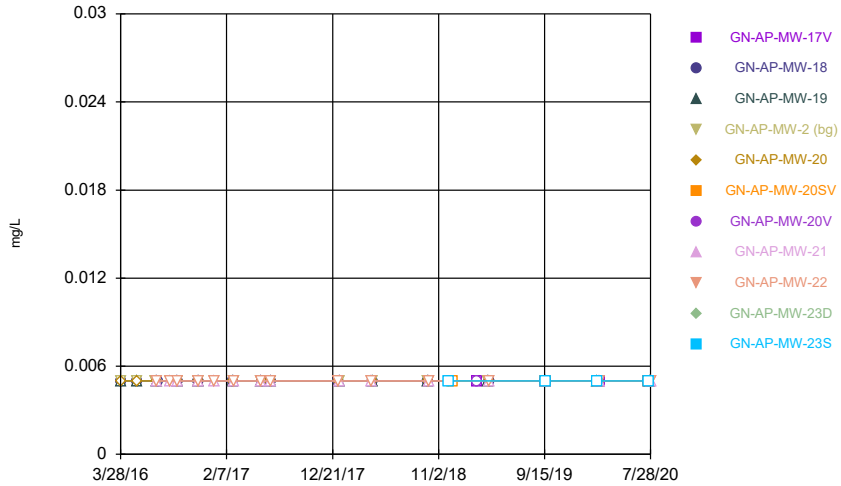

Constituent: Lead Analysis Run 10/20/2020 1:21 PM
Plant Gaston Client: Southern Company Data: Gaston Ash Pond

Sanitas™ v.9.6.27 Groundwater Stats Consulting. UG
Hollow symbols indicate censored values.

Time Series

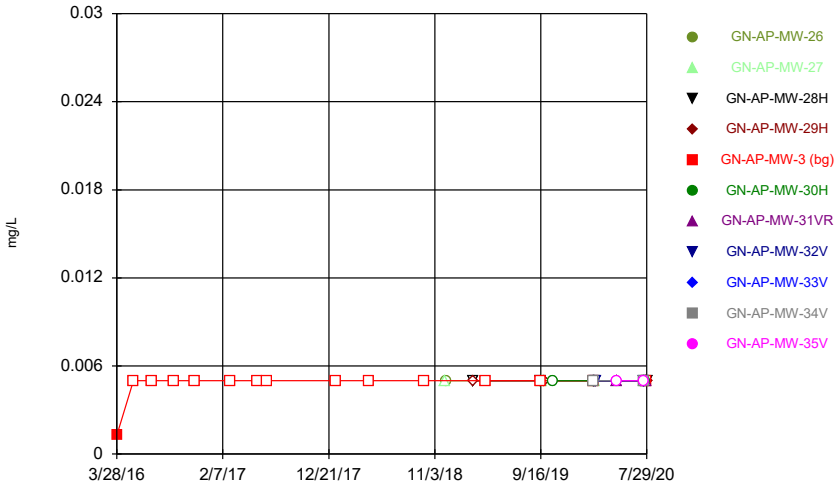

Constituent: Lead Analysis Run 10/20/2020 1:21 PM
Plant Gaston Client: Southern Company Data: Gaston Ash Pond

Sanitas™ v.9.6.27 Groundwater Stats Consulting. UG
Hollow symbols indicate censored values.

Time Series

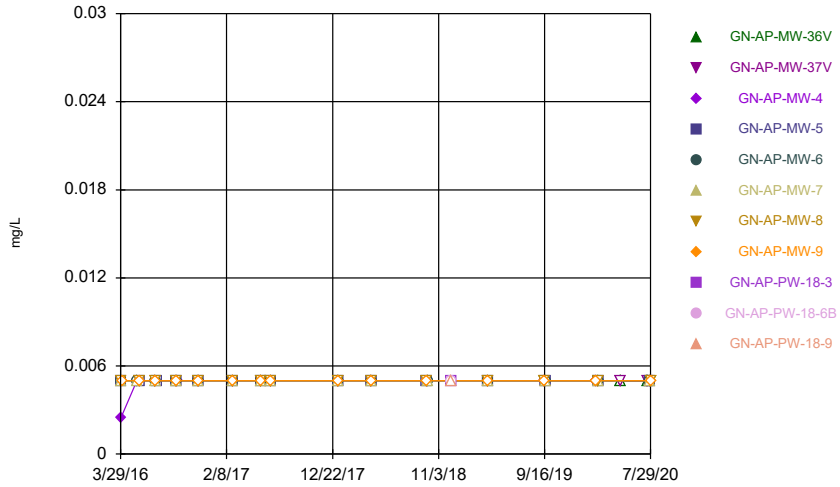

Constituent: Lead Analysis Run 10/20/2020 1:21 PM
Plant Gaston Client: Southern Company Data: Gaston Ash Pond

Sanitas™ v.9.6.27 Groundwater Stats Consulting. UG
Hollow symbols indicate censored values.

Time Series

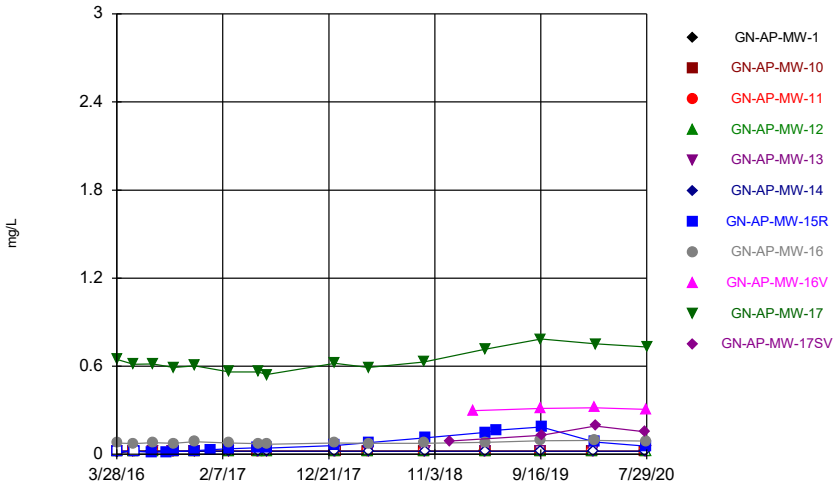

Constituent: Lithium Analysis Run 10/20/2020 1:22 PM
Plant Gaston Client: Southern Company Data: Gaston Ash Pond

Sanitas™ v.9.6.27 Groundwater Stats Consulting. UG
Hollow symbols indicate censored values.

Time Series

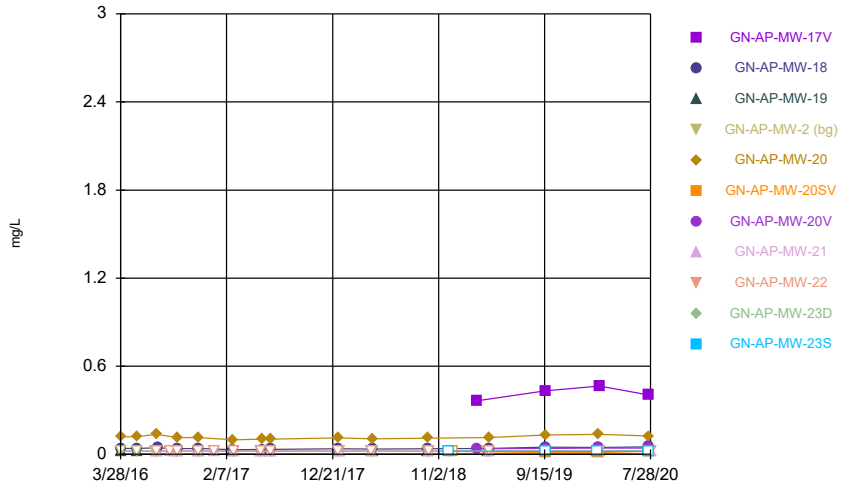

Constituent: Lithium Analysis Run 10/20/2020 1:22 PM
Plant Gaston Client: Southern Company Data: Gaston Ash Pond

Sanitas™ v.9.6.27 Groundwater Stats Consulting. UG
Hollow symbols indicate censored values.

Time Series

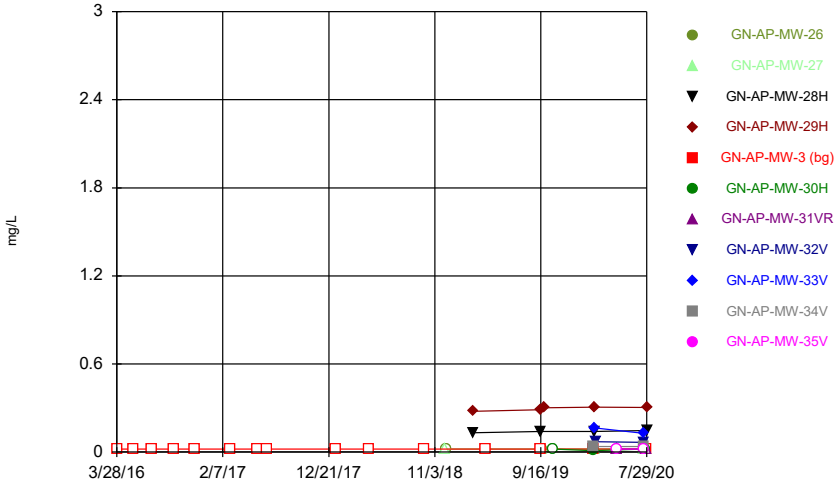

Constituent: Lithium Analysis Run 10/20/2020 1:22 PM
Plant Gaston Client: Southern Company Data: Gaston Ash Pond

Sanitas™ v.9.6.27 Groundwater Stats Consulting. UG
Hollow symbols indicate censored values.

Time Series

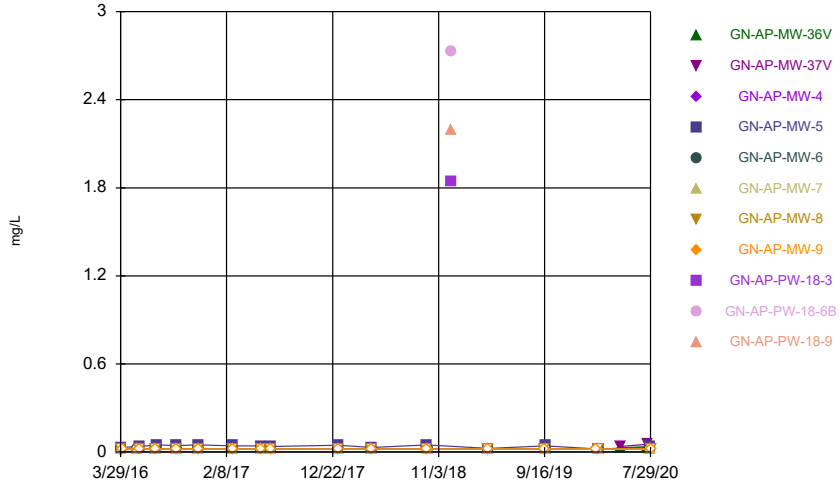

Constituent: Lithium Analysis Run 10/20/2020 1:22 PM
Plant Gaston Client: Southern Company Data: Gaston Ash Pond

Sanitas™ v.9.6.27 Groundwater Stats Consulting. UG
Hollow symbols indicate censored values.

Time Series

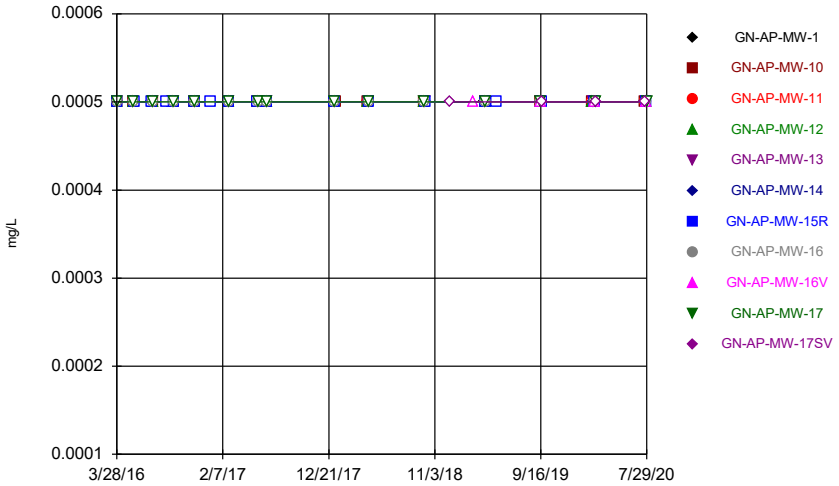

Constituent: Mercury Analysis Run 10/20/2020 1:22 PM
Plant Gaston Client: Southern Company Data: Gaston Ash Pond

Sanitas™ v.9.6.27 Groundwater Stats Consulting. UG
Hollow symbols indicate censored values.

Time Series

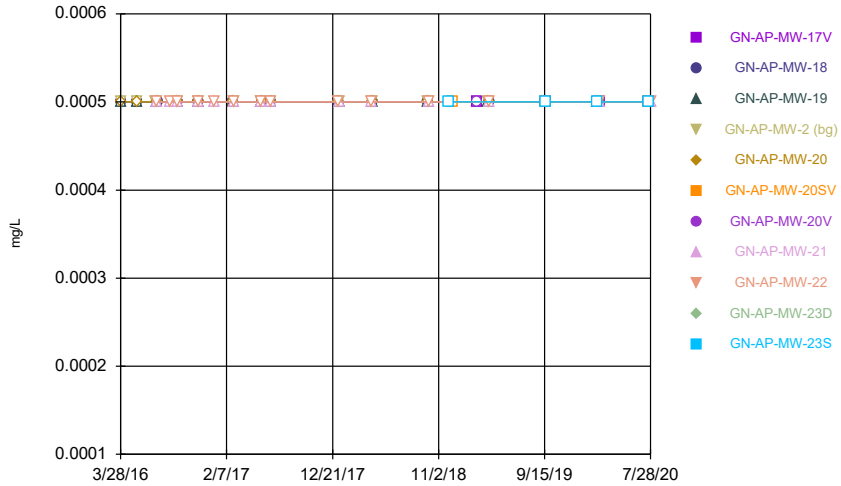

Constituent: Mercury Analysis Run 10/20/2020 1:22 PM
Plant Gaston Client: Southern Company Data: Gaston Ash Pond

Sanitas™ v.9.6.27 Groundwater Stats Consulting. UG
Hollow symbols indicate censored values.

Time Series

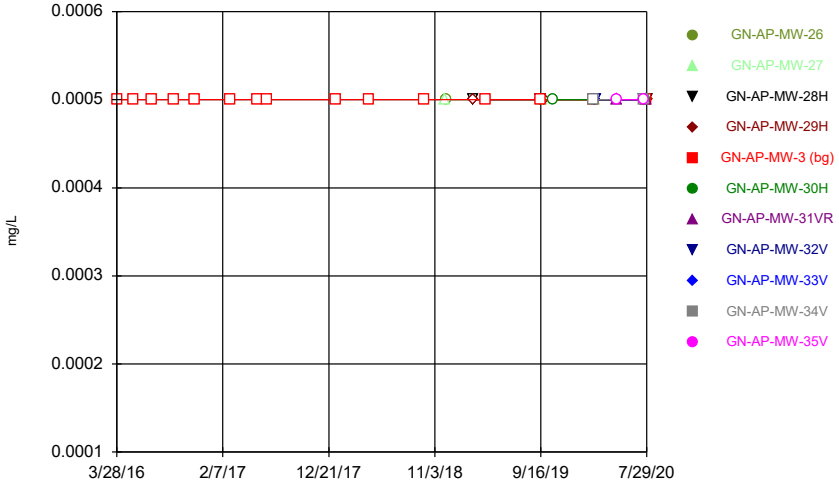

Constituent: Mercury Analysis Run 10/20/2020 1:22 PM
Plant Gaston Client: Southern Company Data: Gaston Ash Pond

Sanitas™ v.9.6.27 Groundwater Stats Consulting. UG
Hollow symbols indicate censored values.

Time Series

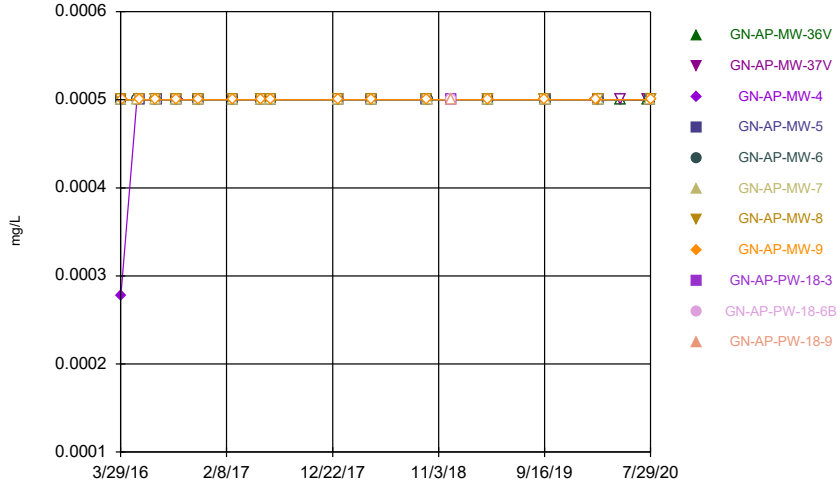

Constituent: Mercury Analysis Run 10/20/2020 1:22 PM
Plant Gaston Client: Southern Company Data: Gaston Ash Pond

Sanitas™ v.9.6.27 Groundwater Stats Consulting. UG
Hollow symbols indicate censored values.

Time Series

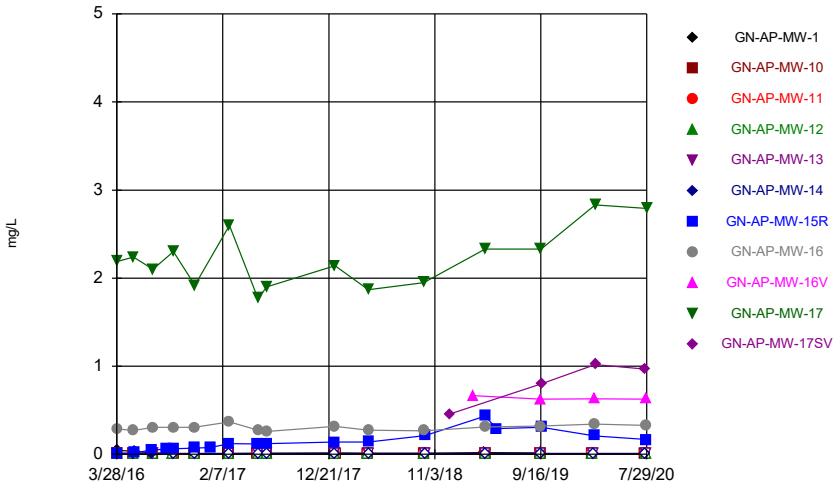

Constituent: Molybdenum Analysis Run 10/20/2020 1:22 PM
Plant Gaston Client: Southern Company Data: Gaston Ash Pond

Sanitas™ v.9.6.27 Groundwater Stats Consulting. UG
Hollow symbols indicate censored values.

Time Series

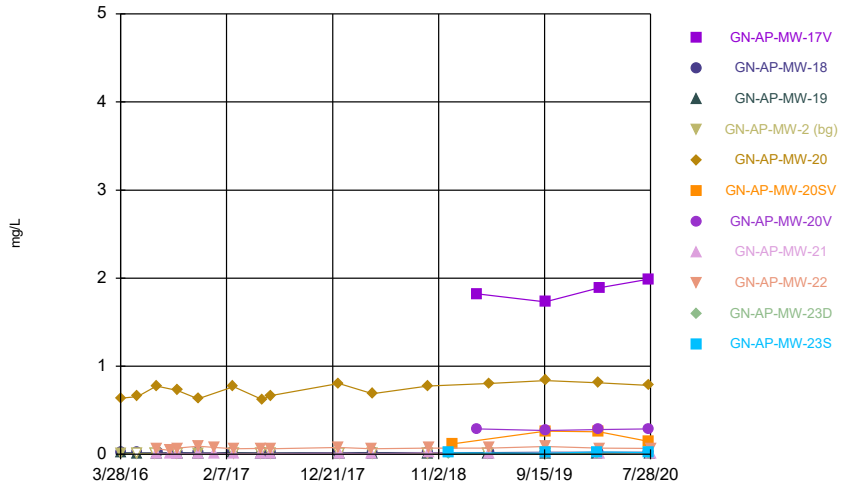

Constituent: Molybdenum Analysis Run 10/20/2020 1:22 PM
Plant Gaston Client: Southern Company Data: Gaston Ash Pond

Sanitas™ v.9.6.27 Groundwater Stats Consulting. UG
Hollow symbols indicate censored values.

Time Series

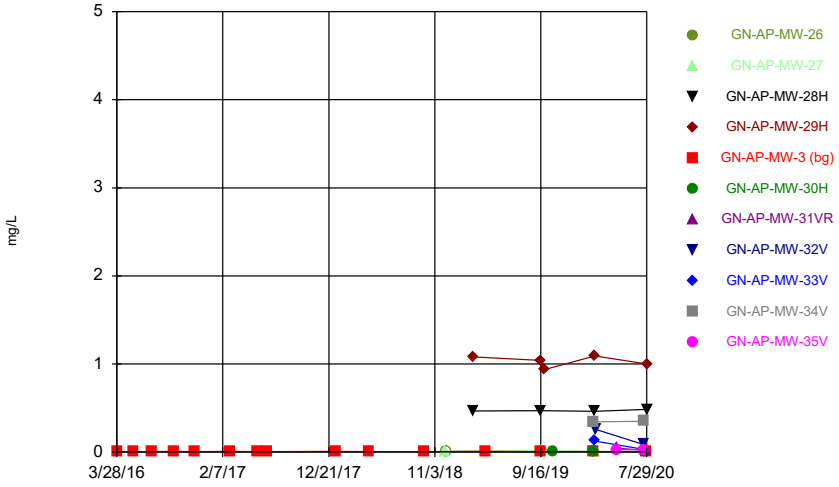

Constituent: Molybdenum Analysis Run 10/20/2020 1:22 PM
Plant Gaston Client: Southern Company Data: Gaston Ash Pond

Sanitas™ v.9.6.27 Groundwater Stats Consulting. UG
Hollow symbols indicate censored values.

Time Series

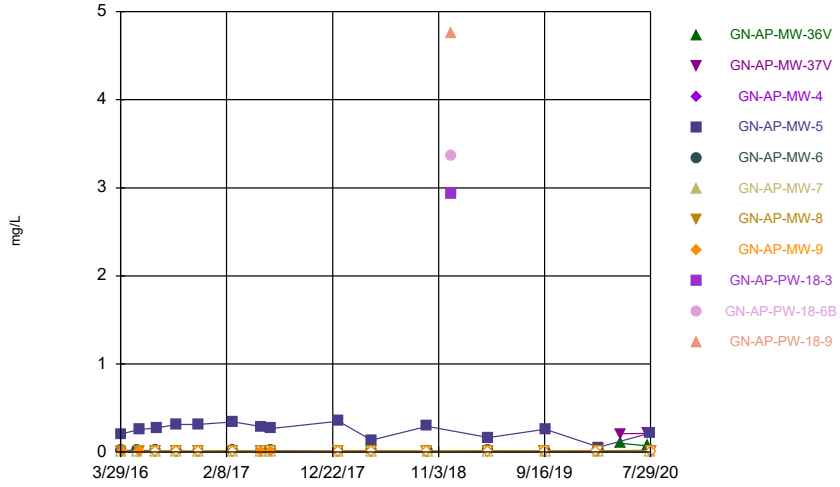

Constituent: Molybdenum Analysis Run 10/20/2020 1:22 PM
Plant Gaston Client: Southern Company Data: Gaston Ash Pond

Sanitas™ v.9.6.27 Groundwater Stats Consulting. UG

Time Series

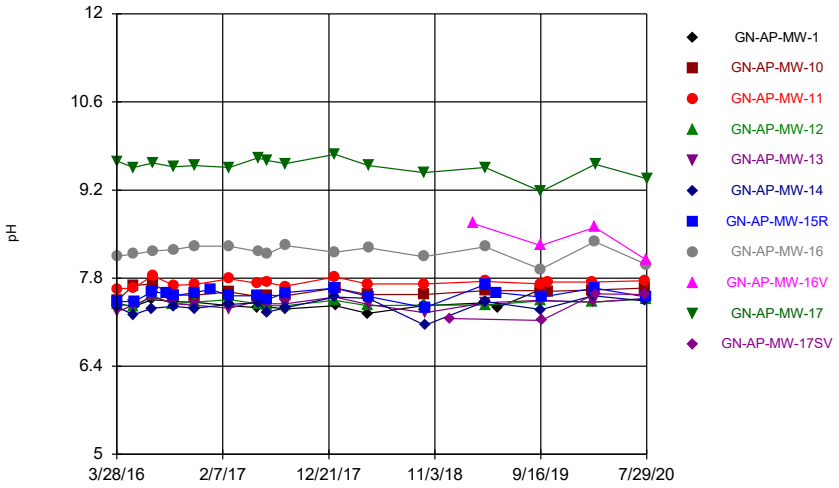

Constituent: pH Analysis Run 10/20/2020 1:22 PM

Plant Gaston Client: Southern Company Data: Gaston Ash Pond

Sanitas™ v.9.6.27 Groundwater Stats Consulting. UG

Time Series

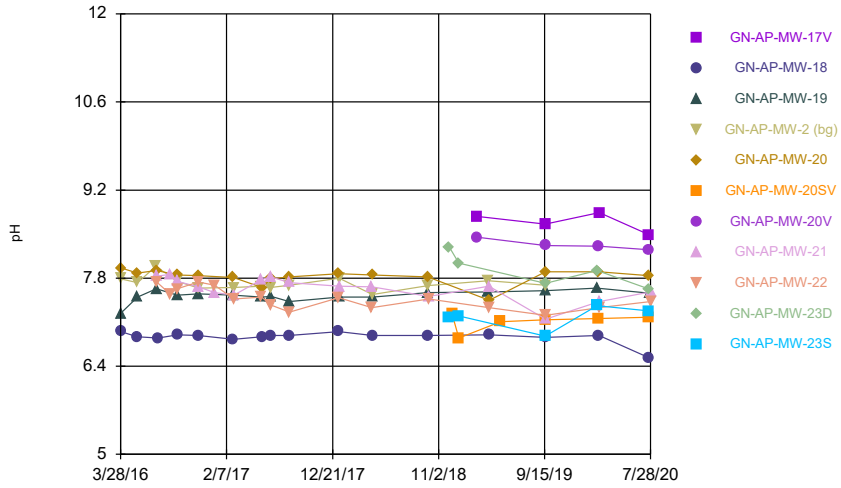

Constituent: pH Analysis Run 10/20/2020 1:22 PM

Plant Gaston Client: Southern Company Data: Gaston Ash Pond

Sanitas™ v.9.6.27 Groundwater Stats Consulting. UG

Time Series

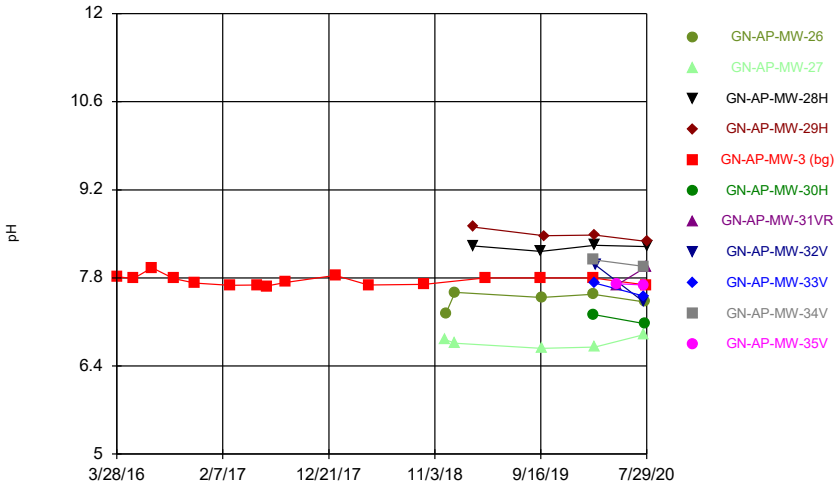

Constituent: pH Analysis Run 10/20/2020 1:22 PM

Plant Gaston Client: Southern Company Data: Gaston Ash Pond

Sanitas™ v.9.6.27 Groundwater Stats Consulting. UG

Time Series

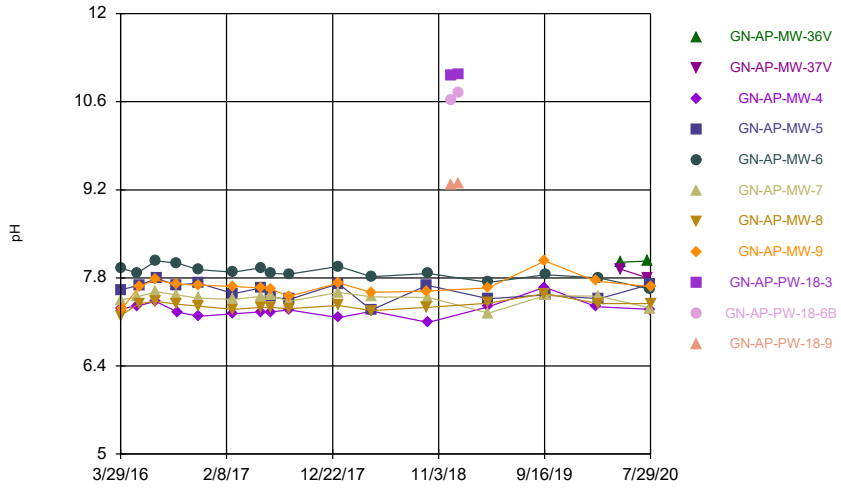

Constituent: pH Analysis Run 10/20/2020 1:22 PM

Plant Gaston Client: Southern Company Data: Gaston Ash Pond

Sanitas™ v.9.6.27 Groundwater Stats Consulting. UG
Hollow symbols indicate censored values.

Time Series

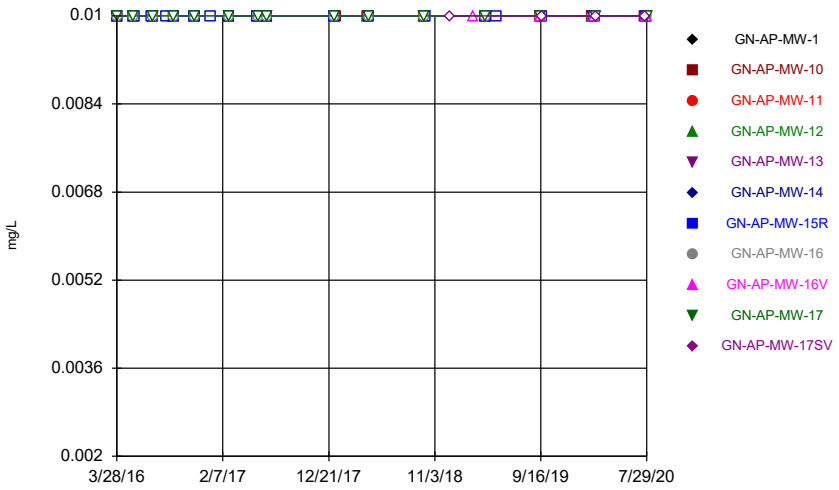

Constituent: Selenium Analysis Run 10/20/2020 1:22 PM
Plant Gaston Client: Southern Company Data: Gaston Ash Pond

Sanitas™ v.9.6.27 Groundwater Stats Consulting. UG
Hollow symbols indicate censored values.

Time Series

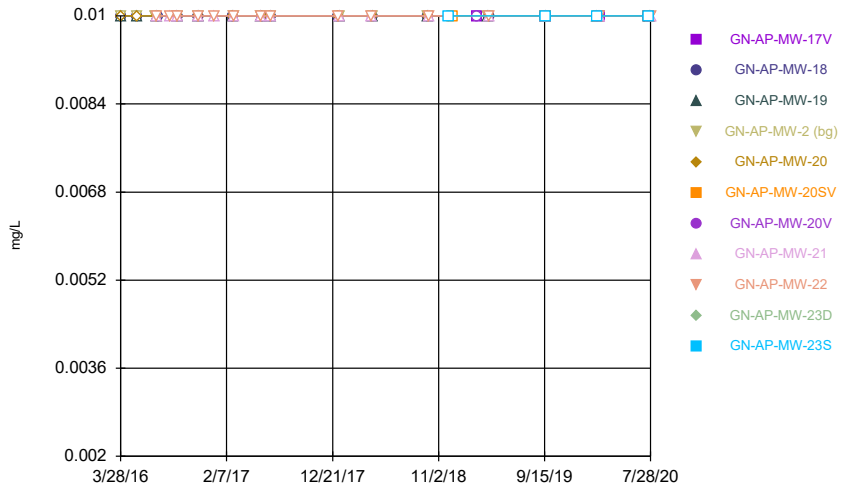

Constituent: Selenium Analysis Run 10/20/2020 1:22 PM
Plant Gaston Client: Southern Company Data: Gaston Ash Pond

Sanitas™ v.9.6.27 Groundwater Stats Consulting. UG
Hollow symbols indicate censored values.

Time Series

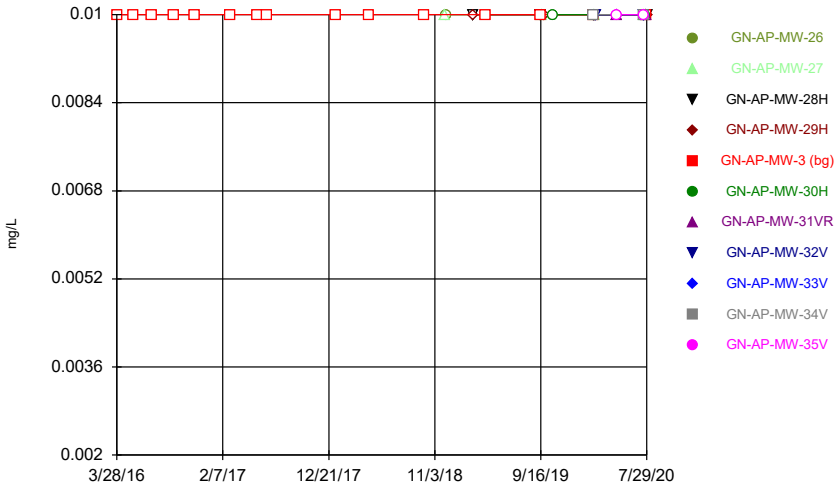

Constituent: Selenium Analysis Run 10/20/2020 1:22 PM
Plant Gaston Client: Southern Company Data: Gaston Ash Pond

Sanitas™ v.9.6.27 Groundwater Stats Consulting. UG
Hollow symbols indicate censored values.

Time Series

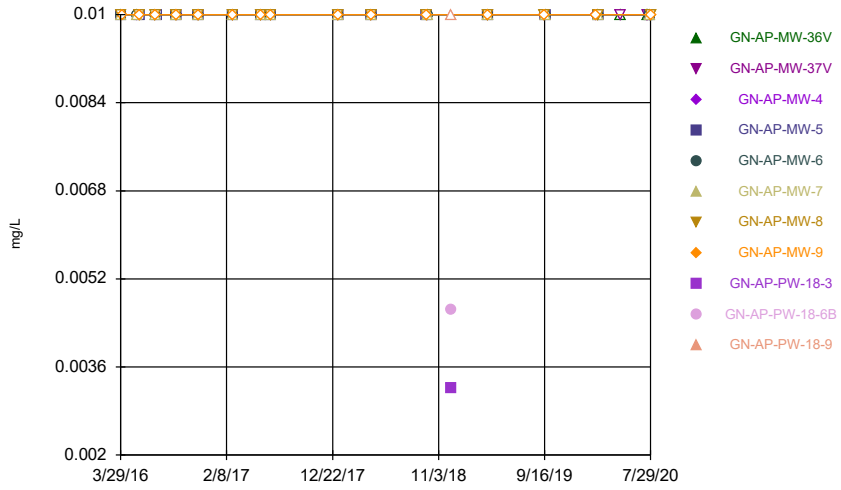

Constituent: Selenium Analysis Run 10/20/2020 1:22 PM
Plant Gaston Client: Southern Company Data: Gaston Ash Pond

Sanitas™ v.9.6.27 Groundwater Stats Consulting. UG
Hollow symbols indicate censored values.

Time Series

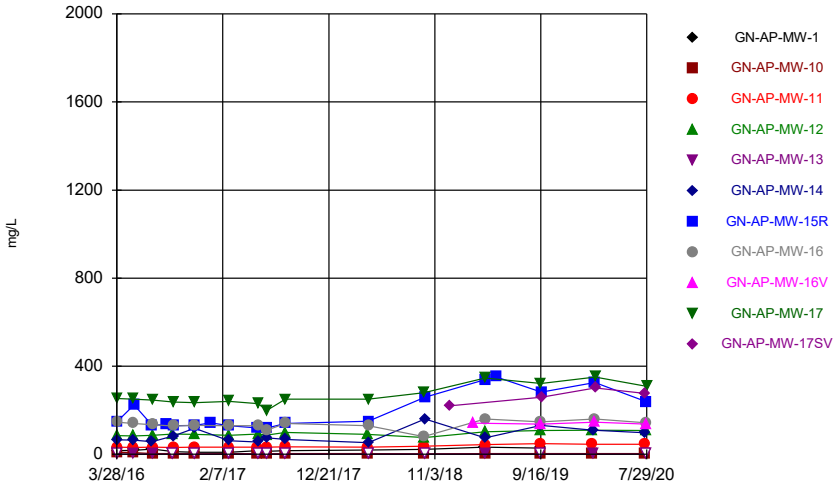

Constituent: Sulfate Analysis Run 10/20/2020 1:22 PM
Plant Gaston Client: Southern Company Data: Gaston Ash Pond

Sanitas™ v.9.6.27 Groundwater Stats Consulting. UG
Hollow symbols indicate censored values.

Time Series

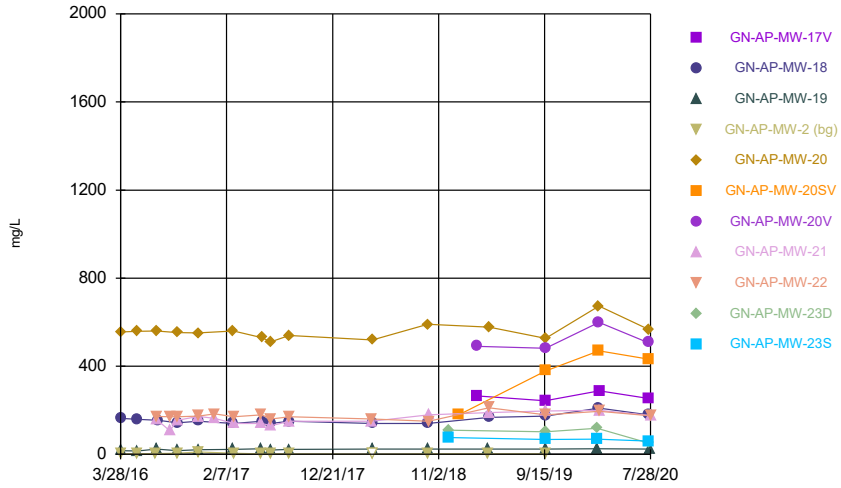

Constituent: Sulfate Analysis Run 10/20/2020 1:22 PM
Plant Gaston Client: Southern Company Data: Gaston Ash Pond

Sanitas™ v.9.6.27 Groundwater Stats Consulting. UG

Time Series

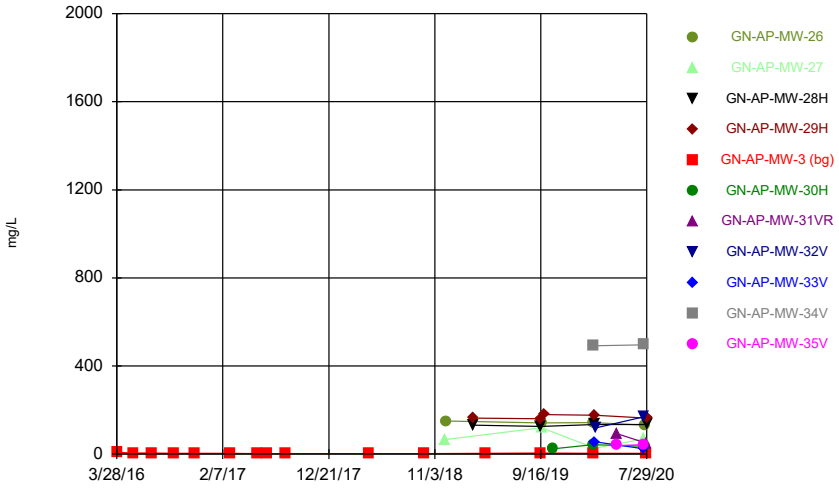

Constituent: Sulfate Analysis Run 10/20/2020 1:22 PM
Plant Gaston Client: Southern Company Data: Gaston Ash Pond

Sanitas™ v.9.6.27 Groundwater Stats Consulting. UG
Hollow symbols indicate censored values.

Time Series

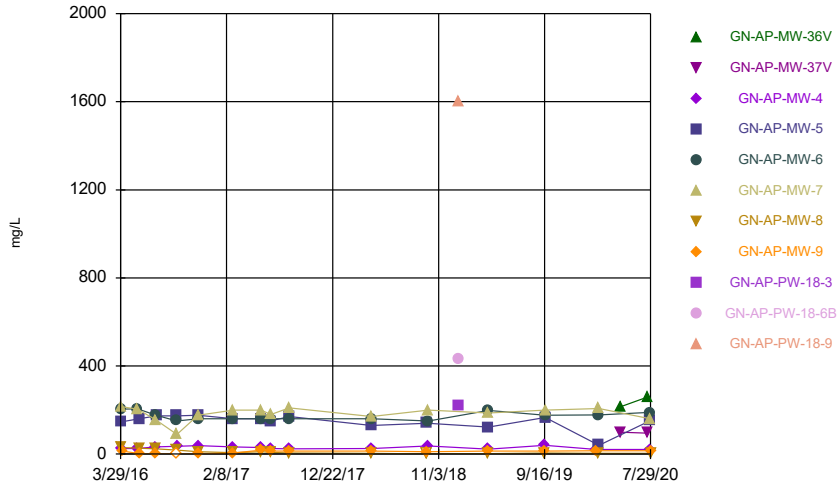

Constituent: Sulfate Analysis Run 10/20/2020 1:22 PM
Plant Gaston Client: Southern Company Data: Gaston Ash Pond

Sanitas™ v.9.6.27 Groundwater Stats Consulting. UG

Time Series

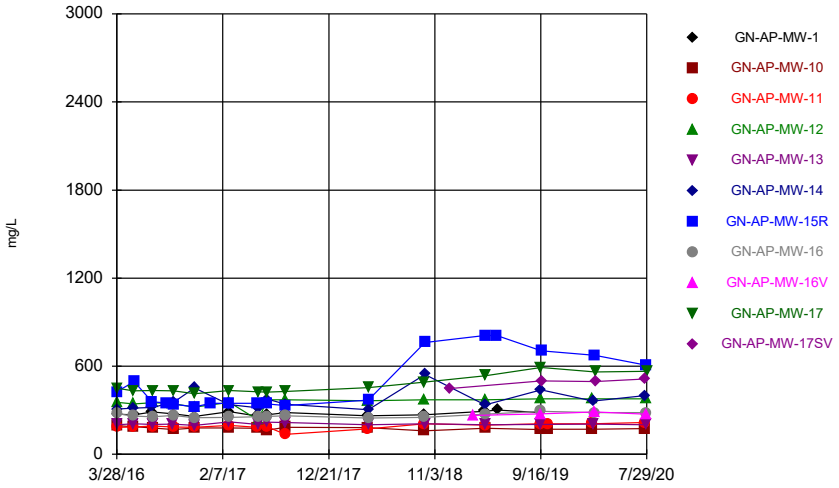

Constituent: TDS Analysis Run 10/20/2020 1:22 PM

Plant Gaston Client: Southern Company Data: Gaston Ash Pond

Sanitas™ v.9.6.27 Groundwater Stats Consulting. UG

Time Series

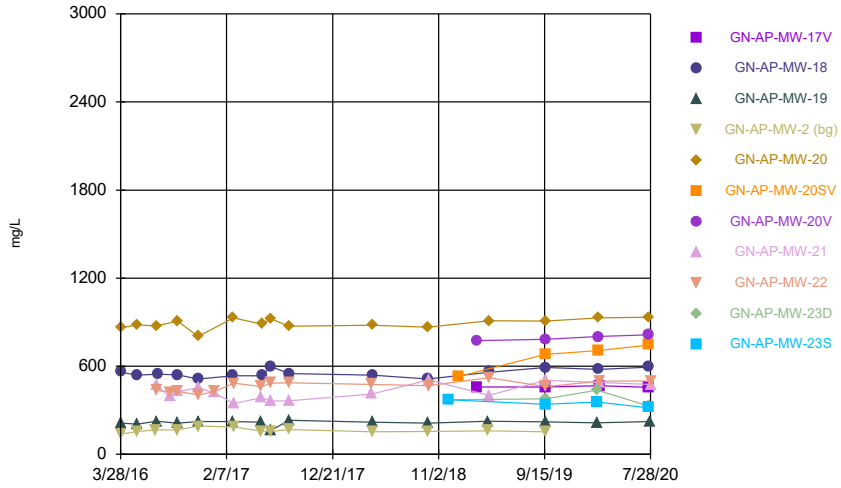

Constituent: TDS Analysis Run 10/20/2020 1:22 PM

Plant Gaston Client: Southern Company Data: Gaston Ash Pond

Sanitas™ v.9.6.27 Groundwater Stats Consulting. UG

Time Series

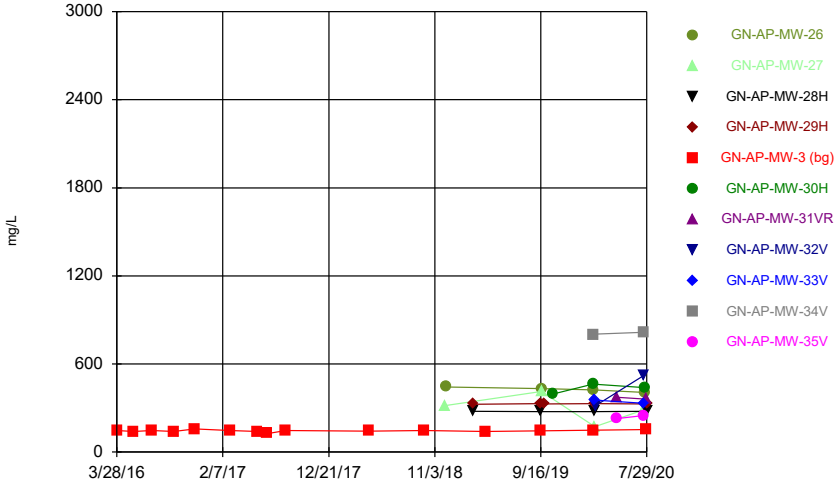

Constituent: TDS Analysis Run 10/20/2020 1:22 PM

Plant Gaston Client: Southern Company Data: Gaston Ash Pond

Sanitas™ v.9.6.27 Groundwater Stats Consulting. UG

Time Series

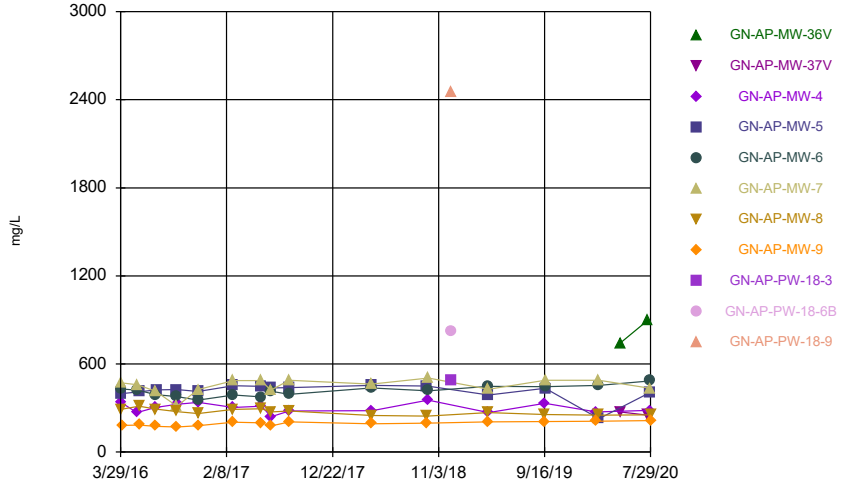

Constituent: TDS Analysis Run 10/20/2020 1:22 PM

Plant Gaston Client: Southern Company Data: Gaston Ash Pond

Sanitas™ v.9.6.27 Groundwater Stats Consulting. UG
Hollow symbols indicate censored values.

Time Series

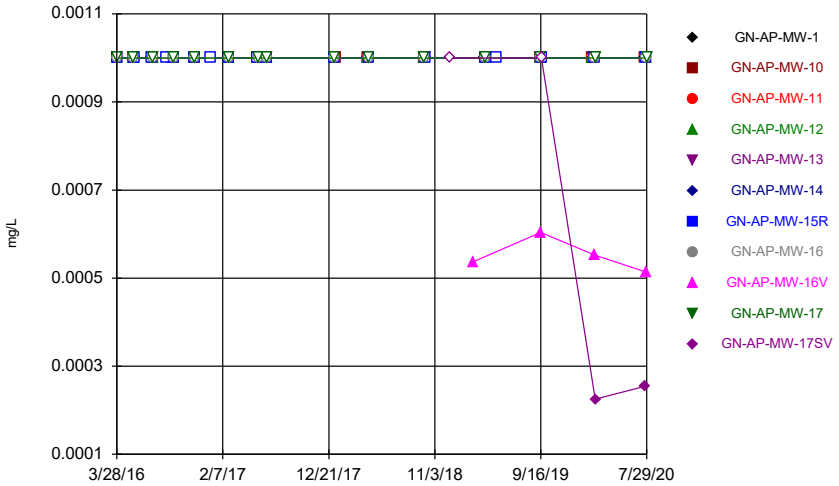

Constituent: Thallium Analysis Run 10/20/2020 1:22 PM
Plant Gaston Client: Southern Company Data: Gaston Ash Pond

Sanitas™ v.9.6.27 Groundwater Stats Consulting. UG
Hollow symbols indicate censored values.

Time Series

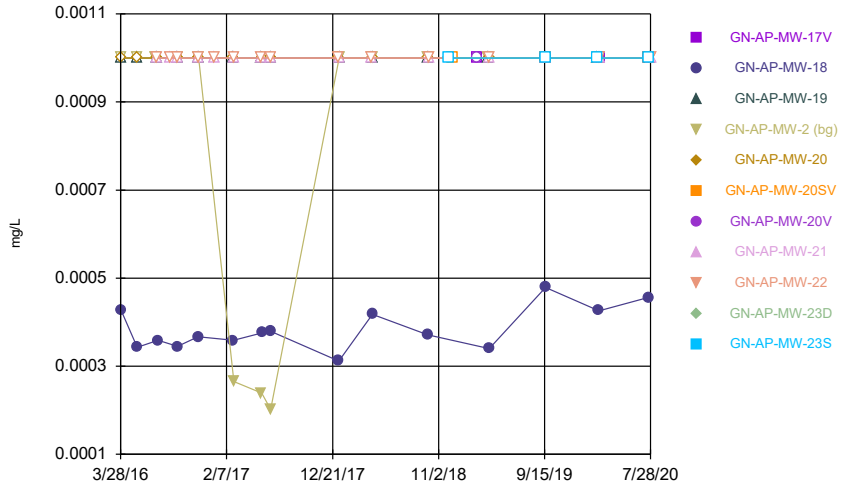

Constituent: Thallium Analysis Run 10/20/2020 1:22 PM
Plant Gaston Client: Southern Company Data: Gaston Ash Pond

Sanitas™ v.9.6.27 Groundwater Stats Consulting. UG
Hollow symbols indicate censored values.

Time Series

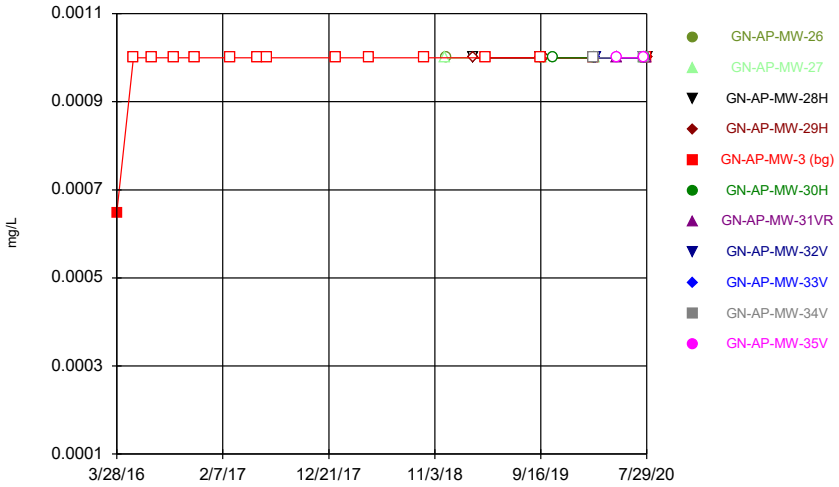

Constituent: Thallium Analysis Run 10/20/2020 1:22 PM
Plant Gaston Client: Southern Company Data: Gaston Ash Pond

Sanitas™ v.9.6.27 Groundwater Stats Consulting. UG
Hollow symbols indicate censored values.

Time Series

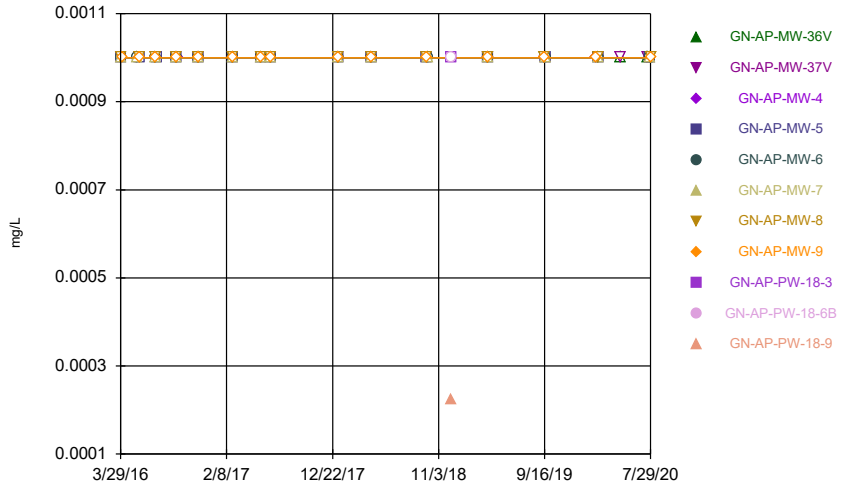

Constituent: Thallium Analysis Run 10/20/2020 1:22 PM
Plant Gaston Client: Southern Company Data: Gaston Ash Pond

Time Series

Constituent: Antimony (mg/L) Analysis Run 10/20/2020 1:23 PM

Plant Gaston Client: Southern Company Data: Gaston Ash Pond

	GN-AP-MW-1	GN-AP-MW-10	GN-AP-MW-11	GN-AP-MW-12	GN-AP-MW-13	GN-AP-MW-14	GN-AP-MW-15R	GN-AP-MW-16	GN-AP-MW-16V
3/28/2016						0.000985 (J)	0.000862 (J)		
3/29/2016	0.00112 (J)							0.000838 (J)	
3/30/2016		<0.003	<0.003	<0.003	<0.003				
5/17/2016		<0.003				<0.003		<0.003	
5/18/2016			<0.003	<0.003	<0.003				
5/19/2016	0.000818 (J)						<0.003		
7/11/2016						<0.003	<0.003		
7/12/2016	<0.003								
7/13/2016		<0.003	<0.003	<0.003					
7/14/2016					<0.003			<0.003	
8/22/2016							<0.003		
9/12/2016				<0.003	<0.003				
9/13/2016	<0.003	<0.003	<0.003			<0.003		<0.003	
9/14/2016							<0.003		
11/14/2016			<0.003	<0.003	0.000748 (J)			<0.003	
11/15/2016	<0.003	<0.003				<0.003	<0.003		
11/16/2016									
1/3/2017							<0.003		
2/27/2017						0.00076 (J)	0.000947 (J)		
2/28/2017	0.000622 (J)	0.000753 (J)	0.000823 (J)	0.000648 (J)	0.000755 (J)			0.000632 (J)	
5/22/2017		<0.003	<0.003				<0.003		
5/23/2017	<0.003								
5/24/2017				<0.003	<0.003	<0.003		<0.003	
6/19/2017	<0.003	<0.003	<0.003					<0.003	
6/20/2017							<0.003		
6/21/2017				<0.003	<0.003	<0.003			
1/9/2018			<0.003	<0.003	<0.003	<0.003	<0.003	<0.003	
1/10/2018	<0.003	<0.003							
4/16/2018		<0.003	<0.003	<0.003					
4/17/2018	<0.003								
4/19/2018					<0.003	<0.003	<0.003	<0.003	
10/1/2018	<0.003							<0.003	
10/2/2018		<0.003							
10/4/2018			<0.003	<0.003					
10/5/2018					<0.003	<0.003	<0.003		
12/17/2018									
2/25/2019									<0.003
4/1/2019	0.0013 (J)								
4/3/2019		<0.003	<0.003	0.000871 (J)	<0.003	0.000939 (J)	0.00113 (J)	<0.003	
5/7/2019							0.000998 (J)		
9/16/2019		<0.003	<0.003	<0.003				<0.003	<0.003
9/17/2019	<0.003				<0.003	<0.003			
9/18/2019							<0.003		
2/17/2020		<0.003	<0.003						
2/18/2020				<0.003					
2/19/2020					<0.003	<0.003			
2/25/2020							<0.003	<0.003	<0.003
2/26/2020									
7/22/2020		<0.003	<0.003						
7/23/2020						<0.003			
7/27/2020				<0.003	<0.003				
7/28/2020							<0.003	<0.003	<0.003

Time Series

Constituent: Antimony (mg/L) Analysis Run 10/20/2020 1:23 PM

Plant Gaston Client: Southern Company Data: Gaston Ash Pond

	GN-AP-MW-1	GN-AP-MW-10	GN-AP-MW-11	GN-AP-MW-12	GN-AP-MW-13	GN-AP-MW-14	GN-AP-MW-15R	GN-AP-MW-16	GN-AP-MW-16V
7/29/2020									

Time Series

Constituent: Antimony (mg/L) Analysis Run 10/20/2020 1:23 PM

Plant Gaston Client: Southern Company Data: Gaston Ash Pond

	GN-AP-MW-17	GN-AP-MW-17SV
3/28/2016		
3/29/2016	0.00107 (J)	
3/30/2016		
5/17/2016	0.000869 (J)	
5/18/2016		
5/19/2016		
7/11/2016		
7/12/2016		
7/13/2016		
7/14/2016	0.000882 (J)	
8/22/2016		
9/12/2016		
9/13/2016	0.000807 (J)	
9/14/2016		
11/14/2016		
11/15/2016		
11/16/2016	0.000801 (J)	
1/3/2017		
2/27/2017		
2/28/2017	0.00129 (J)	
5/22/2017		
5/23/2017		
5/24/2017	0.000774 (J)	
6/19/2017	0.000792 (J)	
6/20/2017		
6/21/2017		
1/9/2018	0.000904 (J)	
1/10/2018		
4/16/2018		
4/17/2018		
4/19/2018	0.000731 (J)	
10/1/2018	<0.003	
10/2/2018		
10/4/2018		
10/5/2018		
12/17/2018		<0.003
2/25/2019		
4/1/2019		
4/3/2019	0.00135 (J)	
5/7/2019		
9/16/2019		
9/17/2019	<0.003	
9/18/2019		<0.003
2/17/2020		
2/18/2020		
2/19/2020		
2/25/2020		
2/26/2020	<0.003	<0.003
7/22/2020		
7/23/2020		<0.003
7/27/2020		
7/28/2020		

Time Series

Constituent: Antimony (mg/L) Analysis Run 10/20/2020 1:23 PM

Plant Gaston Client: Southern Company Data: Gaston Ash Pond

	GN-AP-MW-17	GN-AP-MW-17SV
7/29/2020	0.000845 (J)	

Time Series

Constituent: Antimony (mg/L) Analysis Run 10/20/2020 1:23 PM

Plant Gaston Client: Southern Company Data: Gaston Ash Pond

	GN-AP-MW-17V	GN-AP-MW-18	GN-AP-MW-19	GN-AP-MW-2 (bg)	GN-AP-MW-20	GN-AP-MW-20SV	GN-AP-MW-20V	GN-AP-MW-21	GN-AP-MW-22
3/28/2016			<0.003	<0.003					
3/29/2016		<0.003			<0.003				
5/17/2016		<0.003							
5/18/2016			<0.003	<0.003	<0.003				
7/11/2016				<0.003					
7/13/2016			<0.003		<0.003			<0.003	
7/14/2016									<0.003
7/18/2016		<0.003							
8/22/2016								<0.003	<0.003
9/13/2016			<0.003					<0.003	<0.003
9/14/2016		<0.003		<0.003	<0.003				
11/14/2016		<0.003			<0.003				
11/15/2016								<0.003	<0.003
11/16/2016			<0.003	<0.003					
1/3/2017								<0.003	<0.003
2/27/2017			<0.003						
2/28/2017		0.000728 (J)			0.000643 (J)				
3/1/2017				0.00062 (J)				<0.003	0.000678 (J)
5/22/2017			<0.003						
5/23/2017				<0.003				<0.003	<0.003
5/24/2017		<0.003			<0.003				
6/19/2017		<0.003		<0.003	<0.003				
6/20/2017								<0.003	<0.003
6/21/2017			<0.003						
1/9/2018		<0.003			<0.003				<0.003
1/10/2018			<0.003	<0.003				<0.003	
4/17/2018								<0.003	<0.003
4/19/2018		<0.003	<0.003	<0.003	<0.003				
10/1/2018		<0.003			<0.003				
10/2/2018			<0.003						
10/3/2018				<0.003					
10/4/2018								<0.003	<0.003
12/5/2018									
12/13/2018						0.000904 (J)			
2/27/2019	<0.003						<0.003		
4/1/2019			0.00123 (J)	0.000946 (J)					
4/2/2019								<0.003	<0.003
4/3/2019		<0.003			<0.003				
9/17/2019	<0.003								
9/18/2019		<0.003	<0.003	<0.003	<0.003	<0.003	<0.003	<0.003	<0.003
2/18/2020			<0.003						
2/19/2020									
2/25/2020		<0.003			<0.003	<0.003	<0.003		
2/26/2020	<0.003							<0.003	<0.003
7/21/2020									
7/22/2020		<0.003			<0.003	<0.003	<0.003		
7/23/2020	<0.003								
7/27/2020			<0.003						
7/28/2020								<0.003	<0.003

Time Series

Constituent: Antimony (mg/L) Analysis Run 10/20/2020 1:23 PM

Plant Gaston Client: Southern Company Data: Gaston Ash Pond

	GN-AP-MW-23D	GN-AP-MW-23S
3/28/2016		
3/29/2016		
5/17/2016		
5/18/2016		
7/11/2016		
7/13/2016		
7/14/2016		
7/18/2016		
8/22/2016		
9/13/2016		
9/14/2016		
11/14/2016		
11/15/2016		
11/16/2016		
1/3/2017		
2/27/2017		
2/28/2017		
3/1/2017		
5/22/2017		
5/23/2017		
5/24/2017		
6/19/2017		
6/20/2017		
6/21/2017		
1/9/2018		
1/10/2018		
4/17/2018		
4/19/2018		
10/1/2018		
10/2/2018		
10/3/2018		
10/4/2018		
12/5/2018	<0.003	<0.003
12/13/2018		
2/27/2019		
4/1/2019		
4/2/2019		
4/3/2019		
9/17/2019		<0.003
9/18/2019	0.000804 (J)	
2/18/2020		
2/19/2020	<0.003	<0.003
2/25/2020		
2/26/2020		
7/21/2020	<0.003	<0.003
7/22/2020		
7/23/2020		
7/27/2020		
7/28/2020		

Time Series

Constituent: Antimony (mg/L) Analysis Run 10/20/2020 1:23 PM

Plant Gaston Client: Southern Company Data: Gaston Ash Pond

	GN-AP-MW-26	GN-AP-MW-27	GN-AP-MW-28H	GN-AP-MW-29H	GN-AP-MW-3 (bg)	GN-AP-MW-30H	GN-AP-MW-31VR	GN-AP-MW-32V	GN-AP-MW-33V
3/28/2016					<0.003				
5/17/2016					<0.003				
7/11/2016					<0.003				
9/14/2016					<0.003				
11/16/2016					<0.003				
3/1/2017					0.000613 (J)				
5/23/2017					<0.003				
6/19/2017					<0.003				
1/10/2018					<0.003				
4/19/2018					<0.003				
10/3/2018					<0.003				
12/5/2018		<0.003							
12/6/2018	<0.003								
2/26/2019			<0.003	<0.003					
4/2/2019					<0.003				
9/16/2019			<0.003						
9/17/2019				<0.003	<0.003				
9/18/2019	<0.003	<0.003							
9/26/2019				<0.003					
10/22/2019						<0.003			
2/19/2020	<0.003				<0.003	<0.003			
2/25/2020		<0.003	<0.003	<0.003					<0.003
2/26/2020								<0.003	
4/29/2020							<0.003		
7/20/2020								<0.003	
7/21/2020		<0.003							<0.003
7/22/2020	<0.003								
7/23/2020						<0.003			
7/27/2020					<0.003		<0.003		
7/29/2020			<0.003	<0.003					

Time Series

Constituent: Antimony (mg/L) Analysis Run 10/20/2020 1:23 PM

Plant Gaston Client: Southern Company Data: Gaston Ash Pond

	GN-AP-MW-34V	GN-AP-MW-35V
3/28/2016		
5/17/2016		
7/11/2016		
9/14/2016		
11/16/2016		
3/1/2017		
5/23/2017		
6/19/2017		
1/10/2018		
4/19/2018		
10/3/2018		
12/5/2018		
12/6/2018		
2/26/2019		
4/2/2019		
9/16/2019		
9/17/2019		
9/18/2019		
9/26/2019		
10/22/2019		
2/19/2020	<0.003	
2/25/2020		
2/26/2020		
4/29/2020		<0.003
7/20/2020		
7/21/2020	<0.003	<0.003
7/22/2020		
7/23/2020		
7/27/2020		
7/29/2020		

Time Series

Constituent: Antimony (mg/L) Analysis Run 10/20/2020 1:23 PM

Plant Gaston Client: Southern Company Data: Gaston Ash Pond

	GN-AP-MW-36V	GN-AP-MW-37V	GN-AP-MW-4	GN-AP-MW-5	GN-AP-MW-6	GN-AP-MW-7	GN-AP-MW-8	GN-AP-MW-9	GN-AP-PW-18-3
3/29/2016							0.00238 (J)		
3/30/2016			<0.003	<0.003	<0.003	<0.003			
4/4/2016								<0.003	
5/17/2016			<0.003						
5/19/2016					<0.003	<0.003			
5/23/2016				<0.003			<0.003	<0.003	
7/11/2016			<0.003						
7/12/2016							<0.003	<0.003	
7/13/2016					<0.003	<0.003			
7/14/2016				<0.003					
9/13/2016				<0.003	<0.003	<0.003	<0.003	<0.003	
9/14/2016			<0.003						
11/15/2016				<0.003	<0.003	<0.003	<0.003	<0.003	
11/16/2016			<0.003						
2/28/2017			<0.003				0.000718 (J)	0.000662 (J)	
3/1/2017				0.000689 (J)	<0.003	<0.003			
5/23/2017				<0.003	<0.003	<0.003			
5/24/2017			<0.003				<0.003	<0.003	
6/20/2017				<0.003	<0.003	<0.003	<0.003	<0.003	
6/21/2017			<0.003						
1/9/2018				<0.003					
1/10/2018			<0.003		<0.003	<0.003	<0.003	<0.003	
4/17/2018				<0.003	<0.003	<0.003	<0.003	<0.003	
4/19/2018			<0.003						
10/1/2018				<0.003			<0.003	<0.003	
10/3/2018			<0.003						
10/4/2018					<0.003	<0.003			
12/11/2018									0.00205 (J)
4/1/2019							<0.003	<0.003	
4/2/2019			<0.003	<0.003	0.000819 (J)	0.00089 (J)			
9/17/2019			<0.003				<0.003	<0.003	
9/18/2019				<0.003	<0.003	<0.003			
2/17/2020								<0.003	
2/18/2020			<0.003						
2/25/2020							<0.003		
2/26/2020				<0.003	<0.003	<0.003			
4/29/2020	<0.003	<0.003							
7/20/2020	<0.003	<0.003							
7/27/2020			<0.003						
7/28/2020				<0.003	<0.003	<0.003			
7/29/2020							<0.003	<0.003	

Time Series

Constituent: Antimony (mg/L) Analysis Run 10/20/2020 1:23 PM

Plant Gaston Client: Southern Company Data: Gaston Ash Pond

	GN-AP-PW-18-6B	GN-AP-PW-18-9
3/29/2016		
3/30/2016		
4/4/2016		
5/17/2016		
5/19/2016		
5/23/2016		
7/11/2016		
7/12/2016		
7/13/2016		
7/14/2016		
9/13/2016		
9/14/2016		
11/15/2016		
11/16/2016		
2/28/2017		
3/1/2017		
5/23/2017		
5/24/2017		
6/20/2017		
6/21/2017		
1/9/2018		
1/10/2018		
4/17/2018		
4/19/2018		
10/1/2018		
10/3/2018		
10/4/2018		
12/11/2018	0.00182 (J)	0.00364
4/1/2019		
4/2/2019		
9/17/2019		
9/18/2019		
2/17/2020		
2/18/2020		
2/25/2020		
2/26/2020		
4/29/2020		
7/20/2020		
7/27/2020		
7/28/2020		
7/29/2020		

Time Series

Constituent: Arsenic (mg/L) Analysis Run 10/20/2020 1:23 PM

Plant Gaston Client: Southern Company Data: Gaston Ash Pond

	GN-AP-MW-1	GN-AP-MW-10	GN-AP-MW-11	GN-AP-MW-12	GN-AP-MW-13	GN-AP-MW-14	GN-AP-MW-15R	GN-AP-MW-16	GN-AP-MW-16V
3/28/2016						0.0048 (J)	0.00122 (J)		
3/29/2016	0.00412 (J)							0.00385 (J)	
3/30/2016		0.00105 (J)	<0.005	0.00148 (J)	<0.005				
5/17/2016		<0.005				0.0016 (J)		0.00337 (J)	
5/18/2016			<0.005	0.00194 (J)	<0.005				
5/19/2016	0.00313 (J)						0.0015 (J)		
7/11/2016						0.00112 (J)	<0.005		
7/12/2016	0.00459 (J)								
7/13/2016		<0.005	<0.005	0.0021 (J)					
7/14/2016					<0.005			0.00407 (J)	
8/22/2016							<0.005		
9/12/2016				0.00456 (J)	<0.005				
9/13/2016	0.00531	<0.005	<0.005			<0.005		0.00394 (J)	
9/14/2016							<0.005		
11/14/2016			<0.005	0.00241 (J)	<0.005			0.0037 (J)	
11/15/2016	0.00571	<0.005				<0.005	<0.005		
11/16/2016									
1/3/2017							<0.005		
2/27/2017						<0.005	<0.005		
2/28/2017	0.00766	<0.005	<0.005	0.0022 (J)	<0.005			0.00409 (J)	
5/22/2017		<0.005	<0.005				<0.005		
5/23/2017	0.00528								
5/24/2017				0.00564	<0.005	<0.005		0.00419 (J)	
6/19/2017	0.00513	<0.005	<0.005					0.00424 (J)	
6/20/2017							<0.005		
6/21/2017				0.00257 (J)	<0.005	<0.005			
1/9/2018			<0.005	0.00886	<0.005	<0.005	<0.005	0.00505	
1/10/2018	0.00565	<0.005							
4/16/2018		<0.005	<0.005	0.00754					
4/17/2018	0.00762								
4/19/2018					<0.005	0.00113 (J)	<0.005	0.00484 (J)	
10/1/2018	0.00529							0.00466 (J)	
10/2/2018		<0.005							
10/4/2018			<0.005	0.0081					
10/5/2018					<0.005	<0.005	0.0015 (J)		
12/17/2018									
2/25/2019									0.00105 (J)
4/1/2019	0.00679								
4/3/2019		<0.005	<0.005	0.00726	<0.005	<0.005	0.00207 (J)	0.00466 (J)	
5/7/2019							0.0016 (J)		
9/16/2019		<0.005	<0.005	0.00538				0.00492 (J)	0.00111 (J)
9/17/2019	0.00422 (J)				<0.005	0.00108 (J)			
9/18/2019							<0.005		
2/17/2020		<0.005	<0.005						
2/18/2020				0.00269 (J)					
2/19/2020					<0.005	<0.005			
2/25/2020							0.00129 (J)	0.00495 (J)	0.00105 (J)
2/26/2020									
7/22/2020		<0.005	<0.005						
7/23/2020						<0.005			
7/27/2020				0.0041 (J)	<0.005				
7/28/2020							0.00101 (J)	0.00535	0.00117 (J)

Time Series

Constituent: Arsenic (mg/L) Analysis Run 10/20/2020 1:23 PM

Plant Gaston Client: Southern Company Data: Gaston Ash Pond

	GN-AP-MW-1	GN-AP-MW-10	GN-AP-MW-11	GN-AP-MW-12	GN-AP-MW-13	GN-AP-MW-14	GN-AP-MW-15R	GN-AP-MW-16	GN-AP-MW-16V
7/29/2020									

Time Series

Constituent: Arsenic (mg/L) Analysis Run 10/20/2020 1:23 PM

Plant Gaston Client: Southern Company Data: Gaston Ash Pond

	GN-AP-MW-17	GN-AP-MW-17SV
3/28/2016		
3/29/2016	0.0125	
3/30/2016		
5/17/2016	0.0112	
5/18/2016		
5/19/2016		
7/11/2016		
7/12/2016		
7/13/2016		
7/14/2016	0.013	
8/22/2016		
9/12/2016		
9/13/2016	0.0124	
9/14/2016		
11/14/2016		
11/15/2016		
11/16/2016	0.0121	
1/3/2017		
2/27/2017		
2/28/2017	0.0127	
5/22/2017		
5/23/2017		
5/24/2017	0.0121	
6/19/2017	0.0129	
6/20/2017		
6/21/2017		
1/9/2018	0.0138	
1/10/2018		
4/16/2018		
4/17/2018		
4/19/2018	0.0125	
10/1/2018	0.0118	
10/2/2018		
10/4/2018		
10/5/2018		
12/17/2018		0.00173 (J)
2/25/2019		
4/1/2019		
4/3/2019	0.0106	
5/7/2019		
9/16/2019		
9/17/2019	0.0109	
9/18/2019		0.00215 (J)
2/17/2020		
2/18/2020		
2/19/2020		
2/25/2020		
2/26/2020	0.011	0.00199 (J)
7/22/2020		
7/23/2020		0.00191 (J)
7/27/2020		
7/28/2020		

Time Series

Constituent: Arsenic (mg/L) Analysis Run 10/20/2020 1:23 PM

Plant Gaston Client: Southern Company Data: Gaston Ash Pond

	GN-AP-MW-17	GN-AP-MW-17SV
7/29/2020	0.00947	

Time Series

Constituent: Arsenic (mg/L) Analysis Run 10/20/2020 1:23 PM

Plant Gaston Client: Southern Company Data: Gaston Ash Pond

	GN-AP-MW-17V	GN-AP-MW-18	GN-AP-MW-19	GN-AP-MW-2 (bg)	GN-AP-MW-20	GN-AP-MW-20SV	GN-AP-MW-20V	GN-AP-MW-21	GN-AP-MW-22
3/28/2016			0.00463 (J)	<0.005					
3/29/2016		0.00273 (J)			0.00424 (J)				
5/17/2016		0.00237 (J)							
5/18/2016			0.00511	<0.005	0.00409 (J)				
7/11/2016				<0.005					
7/13/2016			0.004 (J)		0.00512			0.00666	
7/14/2016									0.00305 (J)
7/18/2016		0.0024 (J)							
8/22/2016								0.0088	0.00169 (J)
9/13/2016			0.00488 (J)					0.00489 (J)	0.00207 (J)
9/14/2016		0.00243 (J)		<0.005	0.00411 (J)				
11/14/2016		0.00232 (J)			0.00365 (J)				
11/15/2016								0.00395 (J)	0.00321 (J)
11/16/2016			0.00513	0.00105 (J)					
1/3/2017								0.00343 (J)	0.00261 (J)
2/27/2017			0.00425 (J)						
2/28/2017		0.00259 (J)			0.00369 (J)				
3/1/2017				<0.005				0.00348 (J)	0.00135 (J)
5/22/2017			0.00252 (J)						
5/23/2017				<0.005				0.00294 (J)	0.00151 (J)
5/24/2017		0.00229 (J)			0.00369 (J)				
6/19/2017		0.00248 (J)		<0.005	0.00397 (J)				
6/20/2017								0.00286 (J)	<0.005
6/21/2017			0.00314 (J)						
1/9/2018		0.00276 (J)			0.00428 (J)				<0.005
1/10/2018			0.00294 (J)	<0.005				0.00318 (J)	
4/17/2018								0.00195 (J)	<0.005
4/19/2018		0.00259 (J)	0.00298 (J)	<0.005	0.00374 (J)				
10/1/2018		0.00288 (J)			0.00372 (J)				
10/2/2018			0.00361 (J)						
10/3/2018				<0.005					
10/4/2018								0.00309 (J)	<0.005
12/5/2018									
12/13/2018						0.00301 (J)			
2/27/2019	0.00112 (J)						0.00119 (J)		
4/1/2019			0.0024 (J)	<0.005					
4/2/2019								0.00134 (J)	<0.005
4/3/2019		0.0067			0.00398 (J)				
9/17/2019	0.00136 (J)								
9/18/2019		0.00308 (J)	0.00322 (J)	<0.005	0.00425 (J)	0.00253 (J)	<0.005	0.00239 (J)	0.00129 (J)
2/18/2020			0.00196 (J)						
2/19/2020									
2/25/2020		0.00265 (J)			0.0043 (J)	0.00243 (J)	<0.005		
2/26/2020	0.00123 (J)							0.00116 (J)	<0.005
7/21/2020									
7/22/2020		0.00331 (J)			0.00349 (J)	0.0042 (J)	0.00105 (J)		
7/23/2020	0.00128 (J)								
7/27/2020			0.00221 (J)						
7/28/2020								0.00166 (J)	<0.005

Time Series

Constituent: Arsenic (mg/L) Analysis Run 10/20/2020 1:23 PM

Plant Gaston Client: Southern Company Data: Gaston Ash Pond

	GN-AP-MW-23D	GN-AP-MW-23S
3/28/2016		
3/29/2016		
5/17/2016		
5/18/2016		
7/11/2016		
7/13/2016		
7/14/2016		
7/18/2016		
8/22/2016		
9/13/2016		
9/14/2016		
11/14/2016		
11/15/2016		
11/16/2016		
1/3/2017		
2/27/2017		
2/28/2017		
3/1/2017		
5/22/2017		
5/23/2017		
5/24/2017		
6/19/2017		
6/20/2017		
6/21/2017		
1/9/2018		
1/10/2018		
4/17/2018		
4/19/2018		
10/1/2018		
10/2/2018		
10/3/2018		
10/4/2018		
12/5/2018	0.00113 (J)	<0.005
12/13/2018		
2/27/2019		
4/1/2019		
4/2/2019		
4/3/2019		
9/17/2019		<0.005
9/18/2019	0.00255 (J)	
2/18/2020		
2/19/2020	<0.005	<0.005
2/25/2020		
2/26/2020		
7/21/2020	0.00175 (J)	<0.005
7/22/2020		
7/23/2020		
7/27/2020		
7/28/2020		

Time Series

Constituent: Arsenic (mg/L) Analysis Run 10/20/2020 1:23 PM

Plant Gaston Client: Southern Company Data: Gaston Ash Pond

	GN-AP-MW-26	GN-AP-MW-27	GN-AP-MW-28H	GN-AP-MW-29H	GN-AP-MW-3 (bg)	GN-AP-MW-30H	GN-AP-MW-31VR	GN-AP-MW-32V	GN-AP-MW-33V
3/28/2016					<0.005				
5/17/2016					<0.005				
7/11/2016					<0.005				
9/14/2016					<0.005				
11/16/2016					<0.005				
3/1/2017					<0.005				
5/23/2017					<0.005				
6/19/2017					<0.005				
1/10/2018					<0.005				
4/19/2018					<0.005				
10/3/2018					<0.005				
12/5/2018		<0.005							
12/6/2018	<0.005								
2/26/2019			0.00192 (J)	0.00168 (J)					
4/2/2019					<0.005				
9/16/2019			0.0036 (J)						
9/17/2019				0.00222 (J)	<0.005				
9/18/2019	<0.005	<0.005							
9/26/2019				0.00225 (J)					
10/22/2019						0.00169 (J)			
2/19/2020	<0.005				<0.005	0.00651			
2/25/2020		<0.005	0.00352 (J)	0.00235 (J)					0.00476 (J)
2/26/2020								0.00438 (J)	
4/29/2020							0.00315 (J)		
7/20/2020								<0.005	
7/21/2020		<0.005							0.0111
7/22/2020	<0.005								
7/23/2020						0.00536			
7/27/2020					<0.005		0.00185 (J)		
7/29/2020			0.0032 (J)	0.00237 (J)					

Time Series

Constituent: Arsenic (mg/L) Analysis Run 10/20/2020 1:23 PM

Plant Gaston Client: Southern Company Data: Gaston Ash Pond

	GN-AP-MW-34V	GN-AP-MW-35V
3/28/2016		
5/17/2016		
7/11/2016		
9/14/2016		
11/16/2016		
3/1/2017		
5/23/2017		
6/19/2017		
1/10/2018		
4/19/2018		
10/3/2018		
12/5/2018		
12/6/2018		
2/26/2019		
4/2/2019		
9/16/2019		
9/17/2019		
9/18/2019		
9/26/2019		
10/22/2019		
2/19/2020	0.00393 (J)	
2/25/2020		
2/26/2020		
4/29/2020		<0.005
7/20/2020		
7/21/2020	0.00401 (J)	0.00222 (J)
7/22/2020		
7/23/2020		
7/27/2020		
7/29/2020		

Time Series

Constituent: Arsenic (mg/L) Analysis Run 10/20/2020 1:23 PM

Plant Gaston Client: Southern Company Data: Gaston Ash Pond

	GN-AP-MW-36V	GN-AP-MW-37V	GN-AP-MW-4	GN-AP-MW-5	GN-AP-MW-6	GN-AP-MW-7	GN-AP-MW-8	GN-AP-MW-9	GN-AP-PW-18-3
3/29/2016							0.00155 (J)		
3/30/2016			0.002 (J)	<0.005	0.00105 (J)	<0.005			
4/4/2016								0.00191 (J)	
5/17/2016			<0.005						
5/19/2016					<0.005	<0.005			
5/23/2016				<0.005			0.00227 (J)	0.00213 (J)	
7/11/2016			<0.005						
7/12/2016							0.00206 (J)	0.00183 (J)	
7/13/2016					<0.005	<0.005			
7/14/2016				<0.005					
9/13/2016				<0.005	<0.005	<0.005	0.00179 (J)	0.00168 (J)	
9/14/2016			<0.005						
11/15/2016				<0.005	<0.005	<0.005	0.00171 (J)	0.00181 (J)	
11/16/2016			<0.005						
2/28/2017			<0.005				0.00232 (J)	0.00404 (J)	
3/1/2017				<0.005	<0.005	<0.005			
5/23/2017				<0.005	<0.005	<0.005			
5/24/2017			<0.005				0.00151 (J)	0.00161 (J)	
6/20/2017				<0.005	<0.005	<0.005	0.00298 (J)	0.00155 (J)	
6/21/2017			<0.005						
1/9/2018				<0.005					
1/10/2018			<0.005		<0.005	<0.005	0.00196 (J)	0.00227 (J)	
4/17/2018				<0.005	<0.005	<0.005	0.00219 (J)	0.00174 (J)	
4/19/2018			<0.005						
10/1/2018				<0.005			0.00188 (J)	0.00275 (J)	
10/3/2018			<0.005						
10/4/2018					<0.005	<0.005			
12/11/2018									0.0357
4/1/2019							0.00177 (J)	0.00269 (J)	
4/2/2019			<0.005	<0.005	<0.005	<0.005			
9/17/2019			<0.005				0.00112 (J)	0.00324 (J)	
9/18/2019				<0.005	<0.005	<0.005			
2/17/2020								0.00246 (J)	
2/18/2020			<0.005						
2/25/2020							<0.005		
2/26/2020				<0.005	<0.005	<0.005			
4/29/2020	0.00178 (J)	0.0042 (J)							
7/20/2020	<0.005	0.00169 (J)							
7/27/2020			<0.005						
7/28/2020				<0.005	<0.005	<0.005			
7/29/2020							0.00152 (J)	0.00222 (J)	

Time Series

Constituent: Arsenic (mg/L) Analysis Run 10/20/2020 1:23 PM

Plant Gaston Client: Southern Company Data: Gaston Ash Pond

	GN-AP-PW-18-6B	GN-AP-PW-18-9
3/29/2016		
3/30/2016		
4/4/2016		
5/17/2016		
5/19/2016		
5/23/2016		
7/11/2016		
7/12/2016		
7/13/2016		
7/14/2016		
9/13/2016		
9/14/2016		
11/15/2016		
11/16/2016		
2/28/2017		
3/1/2017		
5/23/2017		
5/24/2017		
6/20/2017		
6/21/2017		
1/9/2018		
1/10/2018		
4/17/2018		
4/19/2018		
10/1/2018		
10/3/2018		
10/4/2018		
12/11/2018	0.012	0.121
4/1/2019		
4/2/2019		
9/17/2019		
9/18/2019		
2/17/2020		
2/18/2020		
2/25/2020		
2/26/2020		
4/29/2020		
7/20/2020		
7/27/2020		
7/28/2020		
7/29/2020		

Time Series

Constituent: Barium (mg/L) Analysis Run 10/20/2020 1:23 PM

Plant Gaston Client: Southern Company Data: Gaston Ash Pond

	GN-AP-MW-1	GN-AP-MW-10	GN-AP-MW-11	GN-AP-MW-12	GN-AP-MW-13	GN-AP-MW-14	GN-AP-MW-15R	GN-AP-MW-16	GN-AP-MW-16V
3/28/2016						0.0952	0.0856		
3/29/2016	0.017							0.031	
3/30/2016		0.0139	0.00993 (J)	0.0644	0.0337				
5/17/2016		0.0188				0.0437		0.0313	
5/18/2016			0.011	0.0794	0.038				
5/19/2016	0.0161						0.132		
7/11/2016						0.0496	0.0302		
7/12/2016	0.02								
7/13/2016		0.0139	0.012	0.0735					
7/14/2016					0.0338			0.0336	
8/22/2016							0.0267		
9/12/2016				0.072	0.0331				
9/13/2016	0.0176	0.0121	0.01			0.0493		0.0286	
9/14/2016							0.0247		
11/14/2016			0.00973 (J)	0.0768	0.0353			0.0296	
11/15/2016	0.02	0.0132				0.0634	0.0273		
11/16/2016									
1/3/2017							0.026		
2/27/2017						0.0593	0.0301		
2/28/2017	0.0247	0.0148	0.00989 (J)	0.0695	0.0388			0.0315	
5/22/2017		0.0116	0.00911 (J)				0.0274		
5/23/2017	0.0187								
5/24/2017				0.0671	0.0344	0.0476		0.0275	
6/19/2017	0.0172	0.0113	0.00908 (J)					0.0279	
6/20/2017							0.0292		
6/21/2017				0.0629	0.0302	0.0481			
1/9/2018			0.00832 (J)	0.0658	0.0321	0.0505	0.0316	0.0273	
1/10/2018	0.0195	0.0117							
4/16/2018		0.0145	0.00942 (J)	0.0666					
4/17/2018	0.024								
4/19/2018					0.0361	0.0574	0.0368	0.0307	
10/1/2018	0.0225							0.0295	
10/2/2018		0.0124							
10/4/2018			0.00817 (J)	0.0667					
10/5/2018					0.0336	0.0776	0.0818		
12/17/2018									
2/25/2019									0.0423
4/1/2019	0.0266								
4/3/2019		0.0137	0.00993 (J)	0.073	0.0363	0.0619	0.134	0.0335	
5/7/2019							0.0774		
9/16/2019		0.0135	0.00956 (J)	0.0819				0.0393	0.0503
9/17/2019	0.0282				0.0396	0.0745			
9/18/2019							0.0799		
2/17/2020		0.0127	0.0088 (J)						
2/18/2020				0.0726					
2/19/2020					0.0381	0.0653			
2/25/2020							0.0693	0.0353	0.0507
2/26/2020									
7/22/2020		0.0141	0.0082 (J)						
7/23/2020						0.0686			
7/27/2020				0.077	0.0395				
7/28/2020							0.0635	0.0355	0.052

Time Series

Constituent: Barium (mg/L) Analysis Run 10/20/2020 1:23 PM

Plant Gaston Client: Southern Company Data: Gaston Ash Pond

	GN-AP-MW-1	GN-AP-MW-10	GN-AP-MW-11	GN-AP-MW-12	GN-AP-MW-13	GN-AP-MW-14	GN-AP-MW-15R	GN-AP-MW-16	GN-AP-MW-16V
7/29/2020									

Time Series

Constituent: Barium (mg/L) Analysis Run 10/20/2020 1:23 PM

Plant Gaston Client: Southern Company Data: Gaston Ash Pond

	GN-AP-MW-17	GN-AP-MW-17SV
3/28/2016		
3/29/2016	0.0849	
3/30/2016		
5/17/2016	0.0891	
5/18/2016		
5/19/2016		
7/11/2016		
7/12/2016		
7/13/2016		
7/14/2016	0.0965	
8/22/2016		
9/12/2016		
9/13/2016	0.0811	
9/14/2016		
11/14/2016		
11/15/2016		
11/16/2016	0.0833	
1/3/2017		
2/27/2017		
2/28/2017	0.0897	
5/22/2017		
5/23/2017		
5/24/2017	0.0673	
6/19/2017	0.0767	
6/20/2017		
6/21/2017		
1/9/2018	0.074	
1/10/2018		
4/16/2018		
4/17/2018		
4/19/2018	0.088	
10/1/2018	0.0898	
10/2/2018		
10/4/2018		
10/5/2018		
12/17/2018		0.061
2/25/2019		
4/1/2019		
4/3/2019	0.105	
5/7/2019		
9/16/2019		
9/17/2019	0.12	
9/18/2019		0.0667
2/17/2020		
2/18/2020		
2/19/2020		
2/25/2020		
2/26/2020	0.105	0.066
7/22/2020		
7/23/2020		0.0673
7/27/2020		
7/28/2020		

Time Series

Constituent: Barium (mg/L) Analysis Run 10/20/2020 1:23 PM

Plant Gaston Client: Southern Company Data: Gaston Ash Pond

	GN-AP-MW-17	GN-AP-MW-17SV
7/29/2020	0.0978	

Time Series

Constituent: Barium (mg/L) Analysis Run 10/20/2020 1:23 PM

Plant Gaston Client: Southern Company Data: Gaston Ash Pond

	GN-AP-MW-17V	GN-AP-MW-18	GN-AP-MW-19	GN-AP-MW-2 (bg)	GN-AP-MW-20	GN-AP-MW-20SV	GN-AP-MW-20V	GN-AP-MW-21	GN-AP-MW-22
3/28/2016			0.037	0.00887 (J)					
3/29/2016		0.0435			0.0691				
5/17/2016		0.0451							
5/18/2016			0.0492	0.00816 (J)	0.074				
7/11/2016				0.0096 (J)					
7/13/2016			0.0555		0.0784			0.0425	
7/14/2016									0.103
7/18/2016		0.0428							
8/22/2016								0.0214	0.0662
9/13/2016			0.0421					0.0628	0.0644
9/14/2016		0.0415		0.00964 (J)	0.0658				
11/14/2016		0.0422			0.0634				
11/15/2016								0.06	0.132
11/16/2016			0.042	0.0247					
1/3/2017								0.0348	0.098
2/27/2017			0.0407						
2/28/2017		0.0466			0.0676				
3/1/2017				0.0282				0.0395	0.0423
5/22/2017			0.0271						
5/23/2017				0.0187				0.0279	0.0359
5/24/2017		0.0382			0.0551				
6/19/2017		0.0408		0.0164	0.0604				
6/20/2017								0.0255	0.0396
6/21/2017			0.024						
1/9/2018		0.0394			0.0562				0.034
1/10/2018			0.0195	0.0149				0.033	
4/17/2018								0.0205	0.043
4/19/2018		0.0434	0.0208	0.0147	0.0634				
10/1/2018		0.0424			0.061				
10/2/2018			0.0186						
10/3/2018				0.0131					
10/4/2018								0.0314	0.0353
12/5/2018									
12/13/2018						0.0863			
2/27/2019	0.0434						0.0219		
4/1/2019			0.0188	0.0116					
4/2/2019								0.0146	0.0471
4/3/2019		0.045			0.0599				
9/17/2019	0.0475								
9/18/2019		0.0524	0.0211	0.0118	0.0651	0.0982	0.0241	0.0362	0.0458
2/18/2020			0.0163						
2/19/2020									
2/25/2020		0.0474			0.0595	0.0912	0.0239		
2/26/2020	0.0547							0.0339	0.0439
7/21/2020									
7/22/2020		0.05			0.0612	0.12	0.0242		
7/23/2020	0.0424								
7/27/2020			0.0165						
7/28/2020								0.0223	0.0406

Time Series

Constituent: Barium (mg/L) Analysis Run 10/20/2020 1:23 PM

Plant Gaston Client: Southern Company Data: Gaston Ash Pond

	GN-AP-MW-23D	GN-AP-MW-23S
3/28/2016		
3/29/2016		
5/17/2016		
5/18/2016		
7/11/2016		
7/13/2016		
7/14/2016		
7/18/2016		
8/22/2016		
9/13/2016		
9/14/2016		
11/14/2016		
11/15/2016		
11/16/2016		
1/3/2017		
2/27/2017		
2/28/2017		
3/1/2017		
5/22/2017		
5/23/2017		
5/24/2017		
6/19/2017		
6/20/2017		
6/21/2017		
1/9/2018		
1/10/2018		
4/17/2018		
4/19/2018		
10/1/2018		
10/2/2018		
10/3/2018		
10/4/2018		
12/5/2018	0.0196	0.0364
12/13/2018		
2/27/2019		
4/1/2019		
4/2/2019		
4/3/2019		
9/17/2019		0.0316
9/18/2019	0.027	
2/18/2020		
2/19/2020	0.052	0.0443
2/25/2020		
2/26/2020		
7/21/2020	0.0336	0.0312
7/22/2020		
7/23/2020		
7/27/2020		
7/28/2020		

Time Series

Constituent: Barium (mg/L) Analysis Run 10/20/2020 1:23 PM

Plant Gaston Client: Southern Company Data: Gaston Ash Pond

	GN-AP-MW-26	GN-AP-MW-27	GN-AP-MW-28H	GN-AP-MW-29H	GN-AP-MW-3 (bg)	GN-AP-MW-30H	GN-AP-MW-31VR	GN-AP-MW-32V	GN-AP-MW-33V
3/28/2016					0.0116				
5/17/2016					0.00866 (J)				
7/11/2016					0.00969 (J)				
9/14/2016					0.00864 (J)				
11/16/2016					0.00917 (J)				
3/1/2017					0.00869 (J)				
5/23/2017					0.00658 (J)				
6/19/2017					0.00672 (J)				
1/10/2018					0.00645 (J)				
4/19/2018					0.00625 (J)				
10/3/2018					0.00708 (J)				
12/5/2018		0.0297							
12/6/2018	0.0188								
2/26/2019			0.0278	0.0502					
4/2/2019					0.00625 (J)				
9/16/2019			0.0321						
9/17/2019				0.0567	0.00834 (J)				
9/18/2019	0.0192	0.04							
9/26/2019				0.0574					
10/22/2019						0.0702			
2/19/2020	0.0166				0.00697 (J)	0.109			
2/25/2020		0.0149	0.0304	0.0581					0.0549
2/26/2020								0.0489	
4/29/2020							0.0364		
7/20/2020								0.0555	
7/21/2020		0.0251							0.0654
7/22/2020	0.0174								
7/23/2020						0.0899			
7/27/2020					0.0192		0.0318		
7/29/2020			0.0305	0.0549					

Time Series

Constituent: Barium (mg/L) Analysis Run 10/20/2020 1:23 PM

Plant Gaston Client: Southern Company Data: Gaston Ash Pond

	GN-AP-MW-34V	GN-AP-MW-35V
3/28/2016		
5/17/2016		
7/11/2016		
9/14/2016		
11/16/2016		
3/1/2017		
5/23/2017		
6/19/2017		
1/10/2018		
4/19/2018		
10/3/2018		
12/5/2018		
12/6/2018		
2/26/2019		
4/2/2019		
9/16/2019		
9/17/2019		
9/18/2019		
9/26/2019		
10/22/2019		
2/19/2020	0.0576	
2/25/2020		
2/26/2020		
4/29/2020		0.0163
7/20/2020		
7/21/2020	0.0477	0.0199
7/22/2020		
7/23/2020		
7/27/2020		
7/29/2020		

Time Series

Constituent: Barium (mg/L) Analysis Run 10/20/2020 1:23 PM

Plant Gaston Client: Southern Company Data: Gaston Ash Pond

	GN-AP-MW-36V	GN-AP-MW-37V	GN-AP-MW-4	GN-AP-MW-5	GN-AP-MW-6	GN-AP-MW-7	GN-AP-MW-8	GN-AP-MW-9	GN-AP-PW-18-3
3/29/2016							0.0277		
3/30/2016			0.0219	0.0339	0.0277	0.025			
4/4/2016								0.0789	
5/17/2016			0.0196						
5/19/2016					0.0282	0.0249			
5/23/2016				0.0289			0.0261	0.0733	
7/11/2016			0.0286						
7/12/2016							0.0251	0.102	
7/13/2016					0.0222	0.0279			
7/14/2016				0.0281					
9/13/2016				0.0301	0.017	0.0153	0.0189	0.0793	
9/14/2016			0.0261						
11/15/2016				0.0296	0.0151	0.0225	0.0186	0.0882	
11/16/2016			0.0291						
2/28/2017			0.0229				0.0196	0.111	
3/1/2017				0.0395	0.0212	0.0261			
5/23/2017				0.0307	0.0162	0.0208			
5/24/2017			0.0202				0.0228	0.0914	
6/20/2017				0.0367	0.02	0.0244	0.0188	0.0948	
6/21/2017			0.0186						
1/9/2018				0.0269					
1/10/2018			0.0261		0.0183	0.0235	0.0141	0.0836	
4/17/2018				0.0441	0.0271	0.0252	0.0179	0.0979	
4/19/2018			0.0231						
10/1/2018				0.0298			0.0168	0.118	
10/3/2018			0.0296						
10/4/2018					0.0189	0.0265			
12/11/2018									0.158
4/1/2019							0.0209	0.105	
4/2/2019			0.0254	0.0371	0.0243	0.0236			
9/17/2019			0.0344				0.0202	0.118	
9/18/2019				0.0335	0.023	0.029			
2/17/2020								0.109	
2/18/2020			0.0185						
2/25/2020							0.0168		
2/26/2020				0.0231	0.0254	0.0261			
4/29/2020	0.0831	0.0336							
7/20/2020	0.0841	0.0352							
7/27/2020			0.0207						
7/28/2020				0.0332	0.026	0.0248			
7/29/2020							0.0206	0.105	

Time Series

Constituent: Barium (mg/L) Analysis Run 10/20/2020 1:23 PM

Plant Gaston Client: Southern Company Data: Gaston Ash Pond

	GN-AP-PW-18-6B	GN-AP-PW-18-9
3/29/2016		
3/30/2016		
4/4/2016		
5/17/2016		
5/19/2016		
5/23/2016		
7/11/2016		
7/12/2016		
7/13/2016		
7/14/2016		
9/13/2016		
9/14/2016		
11/15/2016		
11/16/2016		
2/28/2017		
3/1/2017		
5/23/2017		
5/24/2017		
6/20/2017		
6/21/2017		
1/9/2018		
1/10/2018		
4/17/2018		
4/19/2018		
10/1/2018		
10/3/2018		
10/4/2018		
12/11/2018	0.113	0.0547
4/1/2019		
4/2/2019		
9/17/2019		
9/18/2019		
2/17/2020		
2/18/2020		
2/25/2020		
2/26/2020		
4/29/2020		
7/20/2020		
7/27/2020		
7/28/2020		
7/29/2020		

Time Series

Constituent: Beryllium (mg/L) Analysis Run 10/20/2020 1:23 PM

Plant Gaston Client: Southern Company Data: Gaston Ash Pond

	GN-AP-MW-1	GN-AP-MW-10	GN-AP-MW-11	GN-AP-MW-12	GN-AP-MW-13	GN-AP-MW-14	GN-AP-MW-15R	GN-AP-MW-16	GN-AP-MW-16V
3/28/2016						0.00119 (J)	<0.003		
3/29/2016	<0.003							<0.003	
3/30/2016		<0.003	<0.003	<0.003	<0.003				
5/17/2016		<0.003				<0.003		<0.003	
5/18/2016			<0.003	<0.003	<0.003				
5/19/2016	<0.003						<0.003		
7/11/2016						<0.003	<0.003		
7/12/2016	<0.003								
7/13/2016		<0.003	<0.003	<0.003					
7/14/2016					<0.003			<0.003	
8/22/2016							<0.003		
9/12/2016				<0.003	<0.003				
9/13/2016	<0.003	<0.003	<0.003			<0.003		<0.003	
9/14/2016							<0.003		
11/14/2016			<0.003	<0.003	<0.003			<0.003	
11/15/2016	<0.003	<0.003				<0.003	<0.003		
11/16/2016									
1/3/2017							<0.003		
2/27/2017						<0.003	<0.003		
2/28/2017	<0.003	<0.003	<0.003	<0.003	<0.003			<0.003	
5/22/2017		<0.003	<0.003				<0.003		
5/23/2017	<0.003								
5/24/2017				<0.003	<0.003	<0.003		<0.003	
6/19/2017	<0.003	<0.003	<0.003					<0.003	
6/20/2017							<0.003		
6/21/2017				<0.003	<0.003	<0.003			
1/9/2018			<0.003	<0.003	<0.003	<0.003	<0.003	<0.003	
1/10/2018	<0.003	<0.003							
4/16/2018		<0.003	<0.003	<0.003					
4/17/2018	<0.003								
4/19/2018					<0.003	<0.003	<0.003	<0.003	
10/1/2018	<0.003							<0.003	
10/2/2018		<0.003							
10/4/2018			<0.003	<0.003					
10/5/2018					<0.003	<0.003	<0.003		
12/17/2018									
2/25/2019									<0.003
4/1/2019	<0.003								
4/3/2019		<0.003	<0.003	<0.003	<0.003	<0.003	<0.003	<0.003	
5/7/2019							<0.003		
9/16/2019		<0.003	<0.003	<0.003				<0.003	<0.003
9/17/2019	<0.003				<0.003	<0.003			
9/18/2019							<0.003		
2/17/2020		<0.003	<0.003						
2/18/2020				<0.003					
2/19/2020					<0.003	<0.003			
2/25/2020							<0.003	<0.003	<0.003
2/26/2020									
7/22/2020		<0.003	<0.003						
7/23/2020						<0.003			
7/27/2020				<0.003	<0.003				
7/28/2020							<0.003	<0.003	<0.003

Time Series

Constituent: Beryllium (mg/L) Analysis Run 10/20/2020 1:23 PM

Plant Gaston Client: Southern Company Data: Gaston Ash Pond

	GN-AP-MW-1	GN-AP-MW-10	GN-AP-MW-11	GN-AP-MW-12	GN-AP-MW-13	GN-AP-MW-14	GN-AP-MW-15R	GN-AP-MW-16	GN-AP-MW-16V
7/29/2020									

Time Series

Constituent: Beryllium (mg/L) Analysis Run 10/20/2020 1:23 PM

Plant Gaston Client: Southern Company Data: Gaston Ash Pond

	GN-AP-MW-17	GN-AP-MW-17SV
3/28/2016		
3/29/2016	<0.003	
3/30/2016		
5/17/2016	<0.003	
5/18/2016		
5/19/2016		
7/11/2016		
7/12/2016		
7/13/2016		
7/14/2016	<0.003	
8/22/2016		
9/12/2016		
9/13/2016	<0.003	
9/14/2016		
11/14/2016		
11/15/2016		
11/16/2016	<0.003	
1/3/2017		
2/27/2017		
2/28/2017	<0.003	
5/22/2017		
5/23/2017		
5/24/2017	<0.003	
6/19/2017	<0.003	
6/20/2017		
6/21/2017		
1/9/2018	<0.003	
1/10/2018		
4/16/2018		
4/17/2018		
4/19/2018	<0.003	
10/1/2018	<0.003	
10/2/2018		
10/4/2018		
10/5/2018		
12/17/2018		<0.003
2/25/2019		
4/1/2019		
4/3/2019	<0.003	
5/7/2019		
9/16/2019		
9/17/2019	<0.003	
9/18/2019		<0.003
2/17/2020		
2/18/2020		
2/19/2020		
2/25/2020		
2/26/2020	<0.003	<0.003
7/22/2020		
7/23/2020		<0.003
7/27/2020		
7/28/2020		

Time Series

Constituent: Beryllium (mg/L) Analysis Run 10/20/2020 1:23 PM

Plant Gaston Client: Southern Company Data: Gaston Ash Pond

	GN-AP-MW-17	GN-AP-MW-17SV
7/29/2020	<0.003	

Time Series

Constituent: Beryllium (mg/L) Analysis Run 10/20/2020 1:23 PM

Plant Gaston Client: Southern Company Data: Gaston Ash Pond

	GN-AP-MW-17V	GN-AP-MW-18	GN-AP-MW-19	GN-AP-MW-2 (bg)	GN-AP-MW-20	GN-AP-MW-20SV	GN-AP-MW-20V	GN-AP-MW-21	GN-AP-MW-22
3/28/2016			<0.003	<0.003					
3/29/2016		<0.003			<0.003				
5/17/2016		<0.003							
5/18/2016			<0.003	<0.003	<0.003				
7/11/2016				<0.003					
7/13/2016			<0.003		<0.003			<0.003	
7/14/2016									<0.003
7/18/2016		<0.003							
8/22/2016								<0.003	<0.003
9/13/2016			<0.003					<0.003	<0.003
9/14/2016		<0.003		<0.003	<0.003				
11/14/2016		<0.003			<0.003				
11/15/2016								<0.003	<0.003
11/16/2016			<0.003	<0.003					
1/3/2017								<0.003	<0.003
2/27/2017			<0.003						
2/28/2017		<0.003			<0.003				
3/1/2017				<0.003				<0.003	<0.003
5/22/2017			<0.003						
5/23/2017				<0.003				<0.003	<0.003
5/24/2017		<0.003			<0.003				
6/19/2017		<0.003		<0.003	<0.003				
6/20/2017								<0.003	<0.003
6/21/2017			<0.003						
1/9/2018		<0.003			<0.003				<0.003
1/10/2018			<0.003	<0.003				<0.003	
4/17/2018								<0.003	<0.003
4/19/2018		<0.003	<0.003	<0.003	<0.003				
10/1/2018		<0.003			<0.003				
10/2/2018			<0.003						
10/3/2018				<0.003					
10/4/2018								<0.003	<0.003
12/5/2018									
12/13/2018						<0.003			
2/27/2019	<0.003						<0.003		
4/1/2019			<0.003	<0.003					
4/2/2019								<0.003	<0.003
4/3/2019		<0.003			<0.003				
9/17/2019	<0.003								
9/18/2019		<0.003	<0.003	<0.003	<0.003	<0.003	<0.003	<0.003	<0.003
2/18/2020			<0.003						
2/19/2020									
2/25/2020		<0.003			<0.003	<0.003	<0.003		
2/26/2020	<0.003							<0.003	<0.003
7/21/2020									
7/22/2020		<0.003			<0.003	<0.003	<0.003		
7/23/2020	<0.003								
7/27/2020			<0.003						
7/28/2020								<0.003	<0.003

Time Series

Constituent: Beryllium (mg/L) Analysis Run 10/20/2020 1:23 PM

Plant Gaston Client: Southern Company Data: Gaston Ash Pond

	GN-AP-MW-23D	GN-AP-MW-23S
3/28/2016		
3/29/2016		
5/17/2016		
5/18/2016		
7/11/2016		
7/13/2016		
7/14/2016		
7/18/2016		
8/22/2016		
9/13/2016		
9/14/2016		
11/14/2016		
11/15/2016		
11/16/2016		
1/3/2017		
2/27/2017		
2/28/2017		
3/1/2017		
5/22/2017		
5/23/2017		
5/24/2017		
6/19/2017		
6/20/2017		
6/21/2017		
1/9/2018		
1/10/2018		
4/17/2018		
4/19/2018		
10/1/2018		
10/2/2018		
10/3/2018		
10/4/2018		
12/5/2018	<0.003	<0.003
12/13/2018		
2/27/2019		
4/1/2019		
4/2/2019		
4/3/2019		
9/17/2019		<0.003
9/18/2019	<0.003	
2/18/2020		
2/19/2020	<0.003	<0.003
2/25/2020		
2/26/2020		
7/21/2020	<0.003	<0.003
7/22/2020		
7/23/2020		
7/27/2020		
7/28/2020		

Time Series

Constituent: Beryllium (mg/L) Analysis Run 10/20/2020 1:23 PM

Plant Gaston Client: Southern Company Data: Gaston Ash Pond

	GN-AP-MW-26	GN-AP-MW-27	GN-AP-MW-28H	GN-AP-MW-29H	GN-AP-MW-3 (bg)	GN-AP-MW-30H	GN-AP-MW-31VR	GN-AP-MW-32V	GN-AP-MW-33V
3/28/2016					<0.003				
5/17/2016					<0.003				
7/11/2016					<0.003				
9/14/2016					<0.003				
11/16/2016					<0.003				
3/1/2017					<0.003				
5/23/2017					<0.003				
6/19/2017					<0.003				
1/10/2018					<0.003				
4/19/2018					<0.003				
10/3/2018					<0.003				
12/5/2018		<0.003							
12/6/2018	<0.003								
2/26/2019			<0.003	<0.003					
4/2/2019					<0.003				
9/16/2019			<0.003						
9/17/2019				<0.003	<0.003				
9/18/2019	<0.003	<0.003							
9/26/2019				<0.003					
10/22/2019						<0.003			
2/19/2020	<0.003				<0.003	<0.003			
2/25/2020		<0.003	<0.003	<0.003					<0.003
2/26/2020								<0.003	
4/29/2020							<0.003		
7/20/2020								<0.003	
7/21/2020		<0.003							<0.003
7/22/2020	<0.003								
7/23/2020						<0.003			
7/27/2020					<0.003		<0.003		
7/29/2020			<0.003	<0.003					

Time Series

Constituent: Beryllium (mg/L) Analysis Run 10/20/2020 1:23 PM

Plant Gaston Client: Southern Company Data: Gaston Ash Pond

	GN-AP-MW-34V	GN-AP-MW-35V
3/28/2016		
5/17/2016		
7/11/2016		
9/14/2016		
11/16/2016		
3/1/2017		
5/23/2017		
6/19/2017		
1/10/2018		
4/19/2018		
10/3/2018		
12/5/2018		
12/6/2018		
2/26/2019		
4/2/2019		
9/16/2019		
9/17/2019		
9/18/2019		
9/26/2019		
10/22/2019		
2/19/2020	<0.003	
2/25/2020		
2/26/2020		
4/29/2020		<0.003
7/20/2020		
7/21/2020	<0.003	<0.003
7/22/2020		
7/23/2020		
7/27/2020		
7/29/2020		

Time Series

Constituent: Beryllium (mg/L) Analysis Run 10/20/2020 1:23 PM

Plant Gaston Client: Southern Company Data: Gaston Ash Pond

	GN-AP-MW-36V	GN-AP-MW-37V	GN-AP-MW-4	GN-AP-MW-5	GN-AP-MW-6	GN-AP-MW-7	GN-AP-MW-8	GN-AP-MW-9	GN-AP-PW-18-3
3/29/2016							<0.003		
3/30/2016			<0.003	<0.003	<0.003	<0.003			
4/4/2016								<0.003	
5/17/2016			<0.003						
5/19/2016					<0.003	<0.003			
5/23/2016				<0.003			<0.003	<0.003	
7/11/2016			<0.003						
7/12/2016							<0.003	<0.003	
7/13/2016					<0.003	<0.003			
7/14/2016				<0.003					
9/13/2016				<0.003	<0.003	<0.003	<0.003	<0.003	
9/14/2016			<0.003						
11/15/2016				<0.003	<0.003	<0.003	<0.003	<0.003	
11/16/2016			<0.003						
2/28/2017			<0.003				<0.003	<0.003	
3/1/2017				<0.003	<0.003	<0.003			
5/23/2017				<0.003	<0.003	<0.003			
5/24/2017			<0.003				<0.003	<0.003	
6/20/2017				<0.003	<0.003	<0.003	<0.003	<0.003	
6/21/2017			<0.003						
1/9/2018				<0.003					
1/10/2018			<0.003		<0.003	<0.003	<0.003	<0.003	
4/17/2018				<0.003	<0.003	<0.003	<0.003	<0.003	
4/19/2018			<0.003						
10/1/2018				<0.003			<0.003	<0.003	
10/3/2018			<0.003						
10/4/2018					<0.003	<0.003			
12/11/2018									<0.003
4/1/2019							<0.003	<0.003	
4/2/2019			<0.003	<0.003	<0.003	<0.003			
9/17/2019			<0.003				<0.003	<0.003	
9/18/2019				<0.003	<0.003	<0.003			
2/17/2020								<0.003	
2/18/2020			<0.003						
2/25/2020							<0.003		
2/26/2020				<0.003	<0.003	<0.003			
4/29/2020	<0.003	<0.003							
7/20/2020	<0.003	<0.003							
7/27/2020			<0.003						
7/28/2020				<0.003	<0.003	<0.003			
7/29/2020							<0.003	<0.003	

Time Series

Constituent: Beryllium (mg/L) Analysis Run 10/20/2020 1:23 PM

Plant Gaston Client: Southern Company Data: Gaston Ash Pond

	GN-AP-PW-18-6B	GN-AP-PW-18-9
3/29/2016		
3/30/2016		
4/4/2016		
5/17/2016		
5/19/2016		
5/23/2016		
7/11/2016		
7/12/2016		
7/13/2016		
7/14/2016		
9/13/2016		
9/14/2016		
11/15/2016		
11/16/2016		
2/28/2017		
3/1/2017		
5/23/2017		
5/24/2017		
6/20/2017		
6/21/2017		
1/9/2018		
1/10/2018		
4/17/2018		
4/19/2018		
10/1/2018		
10/3/2018		
10/4/2018		
12/11/2018	<0.003	<0.003
4/1/2019		
4/2/2019		
9/17/2019		
9/18/2019		
2/17/2020		
2/18/2020		
2/25/2020		
2/26/2020		
4/29/2020		
7/20/2020		
7/27/2020		
7/28/2020		
7/29/2020		

Time Series

Constituent: Boron (mg/L) Analysis Run 10/20/2020 1:23 PM

Plant Gaston Client: Southern Company Data: Gaston Ash Pond

	GN-AP-MW-1	GN-AP-MW-10	GN-AP-MW-11	GN-AP-MW-12	GN-AP-MW-13	GN-AP-MW-14	GN-AP-MW-15R	GN-AP-MW-16	GN-AP-MW-16V
3/28/2016						<0.1	0.103		
3/29/2016	<0.1							1.32	
3/30/2016		0.0291 (J)	0.112	0.287	<0.1				
5/17/2016		0.0466 (J)				<0.1		1.35	
5/18/2016			0.118	0.286	<0.1				
5/19/2016	<0.1						0.169		
7/11/2016						<0.1	0.829		
7/12/2016	<0.1								
7/13/2016		0.0305 (J)	0.125	0.299					
7/14/2016					<0.1			1.32	
8/22/2016							0.835		
9/12/2016				0.302	0.0762 (J)				
9/13/2016	<0.1	<0.1	0.108			<0.1		1.31	
9/14/2016							0.838		
11/14/2016			0.126	0.323	<0.1			1.34	
11/15/2016	0.0246 (J)	<0.1				<0.1	0.894		
11/16/2016									
1/3/2017							0.897		
2/27/2017						<0.1	0.897		
2/28/2017	<0.1	<0.1	0.12	0.336	<0.1			1.28	
5/22/2017		<0.1	0.116				0.892		
5/23/2017	<0.1								
5/24/2017				0.342	<0.1	<0.1		1.24	
6/19/2017	<0.1	0.0204 (J)	0.12					1.26	
6/20/2017							0.91		
6/21/2017				0.342	<0.1	<0.1			
8/14/2017		0.0242 (J)	0.124	0.359	<0.1		0.906	1.24	
8/15/2017	<0.1					<0.1			
4/16/2018		0.0466 (J)	0.163	0.384					
4/17/2018	0.0459 (J)								
4/19/2018					<0.1	<0.1	0.991	1.34	
10/1/2018	<0.1							1.29	
10/2/2018		0.0228 (J)							
10/4/2018			0.206	0.503					
10/5/2018					<0.1	<0.1	4.34		
12/17/2018									
2/25/2019									1.33
4/1/2019	<0.1								
4/3/2019		<0.1	0.216	0.401	<0.1	<0.1	4.18	1.32	
5/7/2019							4.13		
9/16/2019		<0.1	0.207	0.423				1.4	1.38
9/17/2019	<0.1				<0.1	<0.1			
9/18/2019							3.47		
2/17/2020		<0.1	0.221						
2/18/2020				0.433					
2/19/2020					<0.1	<0.1			
2/25/2020							3.13	1.39	1.4
2/26/2020									
7/22/2020		<0.1	0.205						
7/23/2020						<0.1			
7/27/2020				0.444	<0.1				
7/28/2020							2.7	1.33	1.34

Time Series

Constituent: Boron (mg/L) Analysis Run 10/20/2020 1:23 PM

Plant Gaston Client: Southern Company Data: Gaston Ash Pond

	GN-AP-MW-1	GN-AP-MW-10	GN-AP-MW-11	GN-AP-MW-12	GN-AP-MW-13	GN-AP-MW-14	GN-AP-MW-15R	GN-AP-MW-16	GN-AP-MW-16V
7/29/2020									

Time Series

Constituent: Boron (mg/L) Analysis Run 10/20/2020 1:23 PM

Plant Gaston Client: Southern Company Data: Gaston Ash Pond

	GN-AP-MW-17	GN-AP-MW-17SV
3/28/2016		
3/29/2016	3.04	
3/30/2016		
5/17/2016	3.1	
5/18/2016		
5/19/2016		
7/11/2016		
7/12/2016		
7/13/2016		
7/14/2016	2.96	
8/22/2016		
9/12/2016		
9/13/2016	2.94	
9/14/2016		
11/14/2016		
11/15/2016		
11/16/2016	2.96	
1/3/2017		
2/27/2017		
2/28/2017	2.92	
5/22/2017		
5/23/2017		
5/24/2017	2.66	
6/19/2017	2.7	
6/20/2017		
6/21/2017		
8/14/2017	2.64	
8/15/2017		
4/16/2018		
4/17/2018		
4/19/2018	2.87	
10/1/2018	2.83	
10/2/2018		
10/4/2018		
10/5/2018		
12/17/2018		2.48
2/25/2019		
4/1/2019		
4/3/2019	2.92	
5/7/2019		
9/16/2019		
9/17/2019	3.25	
9/18/2019		2.51
2/17/2020		
2/18/2020		
2/19/2020		
2/25/2020		
2/26/2020	3.24	2.55
7/22/2020		
7/23/2020		2.4
7/27/2020		
7/28/2020		

Time Series

Constituent: Boron (mg/L) Analysis Run 10/20/2020 1:23 PM

Plant Gaston Client: Southern Company Data: Gaston Ash Pond

	GN-AP-MW-17	GN-AP-MW-17SV
7/29/2020	3.06	

Time Series

Constituent: Boron (mg/L) Analysis Run 10/20/2020 1:23 PM

Plant Gaston Client: Southern Company Data: Gaston Ash Pond

	GN-AP-MW-17V	GN-AP-MW-18	GN-AP-MW-19	GN-AP-MW-2 (bg)	GN-AP-MW-20	GN-AP-MW-20SV	GN-AP-MW-20V	GN-AP-MW-21	GN-AP-MW-22
3/28/2016			0.0538 (J)	<0.1					
3/29/2016		1.33			3.48				
5/17/2016		1.37							
5/18/2016			0.0252 (J)	<0.1	3.61				
7/11/2016				<0.1					
7/13/2016			<0.1		3.7			1.63	
7/14/2016									1.73
7/18/2016		1.31							
8/22/2016								1.32	1.66
9/13/2016			<0.1					1.85	1.85
9/14/2016		1.28		<0.1	3.53				
11/14/2016		1.31			3.51				
11/15/2016								2.12	2.09
11/16/2016			<0.1	<0.1					
1/3/2017								2.01	1.89
2/27/2017			<0.1						
2/28/2017		1.29			3.44				
3/1/2017				<0.1				1.47	1.88
5/22/2017			<0.1						
5/23/2017				<0.1				1.41	1.87
5/24/2017		1.17			3.31				
6/19/2017		1.24		<0.1	3.48				
6/20/2017								1.38	1.88
6/21/2017			<0.1						
8/14/2017		1.19	<0.1		3.4				
8/15/2017				<0.1				2.04	1.87
4/17/2018								1.66	2.04
4/19/2018		1.3	0.0258 (J)	<0.1	3.74				
10/1/2018		1.26			3.73				
10/2/2018			<0.1						
10/3/2018				<0.1					
10/4/2018								2.58	2.22
12/5/2018									
12/13/2018						1.73			
2/27/2019	2.03						2.79		
4/1/2019			<0.1	<0.1					
4/2/2019								1.5	2.03
4/3/2019		1.27			3.77				
9/17/2019	2.07								
9/18/2019		1.47	<0.1	<0.1	4.12	2.28	2.91	2.51	2.1
2/18/2020			<0.1						
2/19/2020									
2/25/2020		1.38			4.14	2.27	2.92		
2/26/2020	2.22							2.28	2.15
7/21/2020									
7/22/2020		1.37			3.86	2.64	2.79		
7/23/2020	1.93								
7/27/2020			<0.1						
7/28/2020								1.84	1.97

Time Series

Constituent: Boron (mg/L) Analysis Run 10/20/2020 1:23 PM

Plant Gaston Client: Southern Company Data: Gaston Ash Pond

	GN-AP-MW-23D	GN-AP-MW-23S
3/28/2016		
3/29/2016		
5/17/2016		
5/18/2016		
7/11/2016		
7/13/2016		
7/14/2016		
7/18/2016		
8/22/2016		
9/13/2016		
9/14/2016		
11/14/2016		
11/15/2016		
11/16/2016		
1/3/2017		
2/27/2017		
2/28/2017		
3/1/2017		
5/22/2017		
5/23/2017		
5/24/2017		
6/19/2017		
6/20/2017		
6/21/2017		
8/14/2017		
8/15/2017		
4/17/2018		
4/19/2018		
10/1/2018		
10/2/2018		
10/3/2018		
10/4/2018		
12/5/2018	1.24	1.13
12/13/2018		
2/27/2019		
4/1/2019		
4/2/2019		
4/3/2019		
9/17/2019		0.735
9/18/2019	1.42	
2/18/2020		
2/19/2020	1.54	1.2
2/25/2020		
2/26/2020		
7/21/2020	1.42	0.743
7/22/2020		
7/23/2020		
7/27/2020		
7/28/2020		

Time Series

Constituent: Boron (mg/L) Analysis Run 10/20/2020 1:23 PM

Plant Gaston Client: Southern Company Data: Gaston Ash Pond

	GN-AP-MW-26	GN-AP-MW-27	GN-AP-MW-28H	GN-AP-MW-29H	GN-AP-MW-3 (bg)	GN-AP-MW-30H	GN-AP-MW-31VR	GN-AP-MW-32V	GN-AP-MW-33V
3/28/2016					<0.1				
5/17/2016					<0.1				
7/11/2016					<0.1				
9/14/2016					<0.1				
11/16/2016					<0.1				
3/1/2017					<0.1				
5/23/2017					<0.1				
6/19/2017					<0.1				
8/15/2017					<0.1				
4/19/2018					<0.1				
10/3/2018					<0.1				
12/5/2018		0.82							
12/6/2018	1.38								
2/26/2019			0.754	1.17					
4/2/2019					<0.1				
9/16/2019			0.805						
9/17/2019				1.18	<0.1				
9/18/2019	1.33	1.23							
9/26/2019				1.22					
10/22/2019						0.0484 (J)			
2/19/2020	1.34				<0.1	0.0595 (J)			
2/25/2020		0.352	0.789	1.21					0.337
2/26/2020								0.446	
4/29/2020							0.204		
7/20/2020								0.369	
7/21/2020		0.658							0.247
7/22/2020	1.18								
7/23/2020						0.0482 (J)			
7/27/2020					<0.1		0.157		
7/29/2020			0.779	1.16					

Time Series

Constituent: Boron (mg/L) Analysis Run 10/20/2020 1:23 PM

Plant Gaston Client: Southern Company Data: Gaston Ash Pond

	GN-AP-MW-34V	GN-AP-MW-35V
3/28/2016		
5/17/2016		
7/11/2016		
9/14/2016		
11/16/2016		
3/1/2017		
5/23/2017		
6/19/2017		
8/15/2017		
4/19/2018		
10/3/2018		
12/5/2018		
12/6/2018		
2/26/2019		
4/2/2019		
9/16/2019		
9/17/2019		
9/18/2019		
9/26/2019		
10/22/2019		
2/19/2020	2.82	
2/25/2020		
2/26/2020		
4/29/2020		0.184
7/20/2020		
7/21/2020	2.69	0.148
7/22/2020		
7/23/2020		
7/27/2020		
7/29/2020		

Time Series

Constituent: Boron (mg/L) Analysis Run 10/20/2020 1:23 PM

Plant Gaston Client: Southern Company Data: Gaston Ash Pond

	GN-AP-MW-36V	GN-AP-MW-37V	GN-AP-MW-4	GN-AP-MW-5	GN-AP-MW-6	GN-AP-MW-7	GN-AP-MW-8	GN-AP-MW-9	GN-AP-PW-18-3
3/29/2016							0.161		
3/30/2016			0.193	1.82	2.89	1.85			
4/4/2016								<0.1	
5/17/2016			0.201						
5/19/2016					2.84	1.66			
5/23/2016				2.11			0.197	<0.1	
7/11/2016			0.375						
7/12/2016							0.17	<0.1	
7/13/2016					2.41	1.58			
7/14/2016				2.18					
9/13/2016				2.13	2.06	0.674	0.114	<0.1	
9/14/2016			0.507						
11/15/2016				2.22	2.08	1.72	0.0853 (J)	0.0256 (J)	
11/16/2016			0.655						
2/28/2017			0.364				0.0452 (J)	0.021 (J)	
3/1/2017				2.24	2.25	1.84			
5/23/2017				2.2	2.11	1.69			
5/24/2017			0.352				0.113	<0.1	
6/20/2017				2.2	2.5	1.75	0.0853 (J)	<0.1	
6/21/2017			0.263						
8/15/2017			0.23	2.16	1.34	1.68	0.0862 (J)		
8/16/2017								<0.1 (U*)	
4/17/2018				2.22	2.74	1.81	0.0649 (J)	0.0386 (J)	
4/19/2018			0.305						
10/1/2018				2.64			0.03 (J)	<0.1	
10/3/2018			0.952						
10/4/2018					2.38	2.34			
12/11/2018									3.89
4/1/2019							0.0345 (J)	<0.1	
4/2/2019			0.271	1.78	2.66	1.64			
9/17/2019			0.619				0.0439 (J)	<0.1	
9/18/2019				2.31	2.68	2.16			
2/17/2020								<0.1	
2/18/2020			0.281						
2/25/2020							<0.1		
2/26/2020				0.84	2.94	1.99			
4/29/2020	0.182	0.317							
7/20/2020	0.222	0.393							
7/27/2020			0.3						
7/28/2020				2.05	2.79	1.81			
7/29/2020							<0.1	<0.1	

Time Series

Constituent: Boron (mg/L) Analysis Run 10/20/2020 1:23 PM

Plant Gaston Client: Southern Company Data: Gaston Ash Pond

	GN-AP-PW-18-6B	GN-AP-PW-18-9
3/29/2016		
3/30/2016		
4/4/2016		
5/17/2016		
5/19/2016		
5/23/2016		
7/11/2016		
7/12/2016		
7/13/2016		
7/14/2016		
9/13/2016		
9/14/2016		
11/15/2016		
11/16/2016		
2/28/2017		
3/1/2017		
5/23/2017		
5/24/2017		
6/20/2017		
6/21/2017		
8/15/2017		
8/16/2017		
4/17/2018		
4/19/2018		
10/1/2018		
10/3/2018		
10/4/2018		
12/11/2018	6.45	11.1
4/1/2019		
4/2/2019		
9/17/2019		
9/18/2019		
2/17/2020		
2/18/2020		
2/25/2020		
2/26/2020		
4/29/2020		
7/20/2020		
7/27/2020		
7/28/2020		
7/29/2020		

Time Series

Constituent: Cadmium (mg/L) Analysis Run 10/20/2020 1:23 PM

Plant Gaston Client: Southern Company Data: Gaston Ash Pond

	GN-AP-MW-1	GN-AP-MW-10	GN-AP-MW-11	GN-AP-MW-12	GN-AP-MW-13	GN-AP-MW-14	GN-AP-MW-15R	GN-AP-MW-16	GN-AP-MW-16V
3/28/2016						0.00133	<0.001		
3/29/2016	<0.001							<0.001	
3/30/2016		<0.001	<0.001	<0.001	<0.001				
5/17/2016		<0.001				<0.001		<0.001	
5/18/2016			<0.001	<0.001	<0.001				
5/19/2016	<0.001						<0.001		
7/11/2016						<0.001	<0.001		
7/12/2016	<0.001								
7/13/2016		<0.001	<0.001	<0.001					
7/14/2016					<0.001			<0.001	
8/22/2016							<0.001		
9/12/2016				<0.001	<0.001				
9/13/2016	<0.001	<0.001	<0.001			<0.001		<0.001	
9/14/2016							<0.001		
11/14/2016			<0.001	<0.001	<0.001			<0.001	
11/15/2016	<0.001	<0.001				<0.001	<0.001		
11/16/2016									
1/3/2017							<0.001		
2/27/2017						<0.001	<0.001		
2/28/2017	<0.001	<0.001	<0.001	<0.001	<0.001			<0.001	
5/22/2017		<0.001	<0.001				<0.001		
5/23/2017	<0.001								
5/24/2017				<0.001	<0.001	<0.001		<0.001	
6/19/2017	<0.001	<0.001	<0.001					<0.001	
6/20/2017							<0.001		
6/21/2017				<0.001	<0.001	<0.001			
1/9/2018			<0.001	<0.001	<0.001	<0.001	<0.001	<0.001	
1/10/2018	<0.001	<0.001							
4/16/2018		<0.001	<0.001	<0.001					
4/17/2018	<0.001								
4/19/2018					<0.001	<0.001	<0.001	<0.001	
10/1/2018	<0.001							<0.001	
10/2/2018		<0.001							
10/4/2018			<0.001	<0.001					
10/5/2018					<0.001	<0.001	<0.001		
12/17/2018									
2/25/2019									<0.001
4/1/2019	<0.001								
4/3/2019		<0.001	<0.001	<0.001	<0.001	<0.001	<0.001	<0.001	
5/7/2019							<0.001		
9/16/2019		<0.001	<0.001	<0.001				<0.001	<0.001
9/17/2019	<0.001				<0.001	<0.001			
9/18/2019							<0.001		
2/17/2020		<0.001	<0.001						
2/18/2020				<0.001					
2/19/2020					<0.001	<0.001			
2/25/2020							<0.001	<0.001	<0.001
2/26/2020									
7/22/2020		<0.001	<0.001						
7/23/2020						<0.001			
7/27/2020				<0.001	<0.001				
7/28/2020							<0.001	<0.001	<0.001

Time Series

Constituent: Cadmium (mg/L) Analysis Run 10/20/2020 1:23 PM

Plant Gaston Client: Southern Company Data: Gaston Ash Pond

	GN-AP-MW-1	GN-AP-MW-10	GN-AP-MW-11	GN-AP-MW-12	GN-AP-MW-13	GN-AP-MW-14	GN-AP-MW-15R	GN-AP-MW-16	GN-AP-MW-16V
7/29/2020									

Time Series

Constituent: Cadmium (mg/L) Analysis Run 10/20/2020 1:23 PM

Plant Gaston Client: Southern Company Data: Gaston Ash Pond

	GN-AP-MW-17	GN-AP-MW-17SV
3/28/2016		
3/29/2016	0.000357 (J)	
3/30/2016		
5/17/2016	0.000216 (J)	
5/18/2016		
5/19/2016		
7/11/2016		
7/12/2016		
7/13/2016		
7/14/2016	0.000277 (J)	
8/22/2016		
9/12/2016		
9/13/2016	0.000203 (J)	
9/14/2016		
11/14/2016		
11/15/2016		
11/16/2016	0.00027 (J)	
1/3/2017		
2/27/2017		
2/28/2017	0.000351 (J)	
5/22/2017		
5/23/2017		
5/24/2017	0.000339 (J)	
6/19/2017	0.000318 (J)	
6/20/2017		
6/21/2017		
1/9/2018	<0.001	
1/10/2018		
4/16/2018		
4/17/2018		
4/19/2018	0.000415 (J)	
10/1/2018	0.000491 (J)	
10/2/2018		
10/4/2018		
10/5/2018		
12/17/2018		<0.001
2/25/2019		
4/1/2019		
4/3/2019	0.00051 (J)	
5/7/2019		
9/16/2019		
9/17/2019	<0.001	
9/18/2019		<0.001
2/17/2020		
2/18/2020		
2/19/2020		
2/25/2020		
2/26/2020	<0.001	<0.001
7/22/2020		
7/23/2020		<0.001
7/27/2020		
7/28/2020		

Time Series

Constituent: Cadmium (mg/L) Analysis Run 10/20/2020 1:23 PM

Plant Gaston Client: Southern Company Data: Gaston Ash Pond

	GN-AP-MW-17	GN-AP-MW-17SV
7/29/2020	<0.001	

Time Series

Constituent: Cadmium (mg/L) Analysis Run 10/20/2020 1:23 PM

Plant Gaston Client: Southern Company Data: Gaston Ash Pond

	GN-AP-MW-17V	GN-AP-MW-18	GN-AP-MW-19	GN-AP-MW-2 (bg)	GN-AP-MW-20	GN-AP-MW-20SV	GN-AP-MW-20V	GN-AP-MW-21	GN-AP-MW-22
3/28/2016			<0.001	<0.001					
3/29/2016		<0.001			<0.001				
5/17/2016		<0.001							
5/18/2016			<0.001	<0.001	<0.001				
7/11/2016				<0.001					
7/13/2016			<0.001		<0.001			<0.001	
7/14/2016									<0.001
7/18/2016		<0.001							
8/22/2016								<0.001	<0.001
9/13/2016			<0.001					<0.001	<0.001
9/14/2016		<0.001		<0.001	<0.001				
11/14/2016		<0.001			<0.001				
11/15/2016								<0.001	<0.001
11/16/2016			<0.001	<0.001					
1/3/2017								<0.001	<0.001
2/27/2017			<0.001						
2/28/2017		<0.001			<0.001				
3/1/2017				<0.001				<0.001	<0.001
5/22/2017			<0.001						
5/23/2017				<0.001				<0.001	<0.001
5/24/2017		<0.001			<0.001				
6/19/2017		<0.001		<0.001	<0.001				
6/20/2017								<0.001	<0.001
6/21/2017			<0.001						
1/9/2018		<0.001			<0.001				<0.001
1/10/2018			<0.001	<0.001				<0.001	
4/17/2018								<0.001	<0.001
4/19/2018		<0.001	<0.001	<0.001	<0.001				
10/1/2018		<0.001			<0.001				
10/2/2018			<0.001						
10/3/2018				<0.001					
10/4/2018								<0.001	<0.001
12/5/2018									
12/13/2018						<0.001			
2/27/2019	0.000302 (J)						<0.001		
4/1/2019			<0.001	<0.001					
4/2/2019								<0.001	<0.001
4/3/2019		<0.001			<0.001				
9/17/2019	<0.001								
9/18/2019		<0.001	<0.001	<0.001	<0.001	<0.001	<0.001	<0.001	<0.001
2/18/2020			<0.001						
2/19/2020									
2/25/2020		<0.001			<0.001	<0.001	<0.001		
2/26/2020	<0.001							<0.001	<0.001
7/21/2020									
7/22/2020		<0.001			<0.001	<0.001	<0.001		
7/23/2020	<0.001								
7/27/2020			<0.001						
7/28/2020								<0.001	<0.001

Time Series

Constituent: Cadmium (mg/L) Analysis Run 10/20/2020 1:23 PM

Plant Gaston Client: Southern Company Data: Gaston Ash Pond

	GN-AP-MW-23D	GN-AP-MW-23S
3/28/2016		
3/29/2016		
5/17/2016		
5/18/2016		
7/11/2016		
7/13/2016		
7/14/2016		
7/18/2016		
8/22/2016		
9/13/2016		
9/14/2016		
11/14/2016		
11/15/2016		
11/16/2016		
1/3/2017		
2/27/2017		
2/28/2017		
3/1/2017		
5/22/2017		
5/23/2017		
5/24/2017		
6/19/2017		
6/20/2017		
6/21/2017		
1/9/2018		
1/10/2018		
4/17/2018		
4/19/2018		
10/1/2018		
10/2/2018		
10/3/2018		
10/4/2018		
12/5/2018	<0.001	<0.001
12/13/2018		
2/27/2019		
4/1/2019		
4/2/2019		
4/3/2019		
9/17/2019		<0.001
9/18/2019	<0.001	
2/18/2020		
2/19/2020	<0.001	<0.001
2/25/2020		
2/26/2020		
7/21/2020	<0.001	<0.001
7/22/2020		
7/23/2020		
7/27/2020		
7/28/2020		

Time Series

Constituent: Cadmium (mg/L) Analysis Run 10/20/2020 1:23 PM

Plant Gaston Client: Southern Company Data: Gaston Ash Pond

	GN-AP-MW-26	GN-AP-MW-27	GN-AP-MW-28H	GN-AP-MW-29H	GN-AP-MW-3 (bg)	GN-AP-MW-30H	GN-AP-MW-31VR	GN-AP-MW-32V	GN-AP-MW-33V
3/28/2016					<0.001				
5/17/2016					<0.001				
7/11/2016					<0.001				
9/14/2016					<0.001				
11/16/2016					<0.001				
3/1/2017					<0.001				
5/23/2017					<0.001				
6/19/2017					<0.001				
1/10/2018					<0.001				
4/19/2018					<0.001				
10/3/2018					<0.001				
12/5/2018		<0.001							
12/6/2018	<0.001								
2/26/2019			<0.001	<0.001					
4/2/2019					<0.001				
9/16/2019			<0.001						
9/17/2019				<0.001	<0.001				
9/18/2019	<0.001	<0.001							
9/26/2019				<0.001					
10/22/2019						<0.001			
2/19/2020	<0.001				<0.001	<0.001			
2/25/2020		<0.001	<0.001	<0.001					<0.001
2/26/2020								<0.001	
4/29/2020							<0.001		
7/20/2020								<0.001	
7/21/2020		<0.001							<0.001
7/22/2020	<0.001								
7/23/2020						<0.001			
7/27/2020					<0.001		<0.001		
7/29/2020			<0.001	<0.001					

Time Series

Constituent: Cadmium (mg/L) Analysis Run 10/20/2020 1:23 PM

Plant Gaston Client: Southern Company Data: Gaston Ash Pond

	GN-AP-MW-34V	GN-AP-MW-35V
3/28/2016		
5/17/2016		
7/11/2016		
9/14/2016		
11/16/2016		
3/1/2017		
5/23/2017		
6/19/2017		
1/10/2018		
4/19/2018		
10/3/2018		
12/5/2018		
12/6/2018		
2/26/2019		
4/2/2019		
9/16/2019		
9/17/2019		
9/18/2019		
9/26/2019		
10/22/2019		
2/19/2020	<0.001	
2/25/2020		
2/26/2020		
4/29/2020		<0.001
7/20/2020		
7/21/2020	<0.001	<0.001
7/22/2020		
7/23/2020		
7/27/2020		
7/29/2020		

Time Series

Constituent: Cadmium (mg/L) Analysis Run 10/20/2020 1:23 PM

Plant Gaston Client: Southern Company Data: Gaston Ash Pond

	GN-AP-MW-36V	GN-AP-MW-37V	GN-AP-MW-4	GN-AP-MW-5	GN-AP-MW-6	GN-AP-MW-7	GN-AP-MW-8	GN-AP-MW-9	GN-AP-PW-18-3
3/29/2016							<0.001		
3/30/2016			<0.001	<0.001	<0.001	<0.001			
4/4/2016								<0.001	
5/17/2016			<0.001						
5/19/2016					<0.001	<0.001			
5/23/2016				<0.001			<0.001	<0.001	
7/11/2016			<0.001						
7/12/2016							<0.001	<0.001	
7/13/2016					<0.001	<0.001			
7/14/2016				<0.001					
9/13/2016				<0.001	<0.001	<0.001	<0.001	<0.001	
9/14/2016			<0.001						
11/15/2016				<0.001	<0.001	<0.001	<0.001	<0.001	
11/16/2016			<0.001						
2/28/2017			<0.001				<0.001	<0.001	
3/1/2017				<0.001	<0.001	<0.001			
5/23/2017				<0.001	<0.001	<0.001			
5/24/2017			<0.001				<0.001	<0.001	
6/20/2017				<0.001	<0.001	<0.001	<0.001	<0.001	
6/21/2017			<0.001						
1/9/2018				<0.001					
1/10/2018			<0.001		<0.001	<0.001	<0.001	<0.001	
4/17/2018				<0.001	<0.001	<0.001	<0.001	<0.001	
4/19/2018			<0.001						
10/1/2018				<0.001			<0.001	<0.001	
10/3/2018			<0.001						
10/4/2018					<0.001	<0.001			
12/11/2018									0.000756 (J)
4/1/2019							<0.001	<0.001	
4/2/2019			<0.001	<0.001	<0.001	<0.001			
9/17/2019			<0.001				<0.001	<0.001	
9/18/2019				<0.001	<0.001	<0.001			
2/17/2020								<0.001	
2/18/2020			<0.001						
2/25/2020							<0.001		
2/26/2020				<0.001	<0.001	<0.001			
4/29/2020	<0.001	<0.001							
7/20/2020	<0.001	<0.001							
7/27/2020			<0.001						
7/28/2020				<0.001	<0.001	<0.001			
7/29/2020							<0.001	<0.001	

Time Series

Constituent: Cadmium (mg/L) Analysis Run 10/20/2020 1:23 PM

Plant Gaston Client: Southern Company Data: Gaston Ash Pond

	GN-AP-PW-18-6B	GN-AP-PW-18-9
3/29/2016		
3/30/2016		
4/4/2016		
5/17/2016		
5/19/2016		
5/23/2016		
7/11/2016		
7/12/2016		
7/13/2016		
7/14/2016		
9/13/2016		
9/14/2016		
11/15/2016		
11/16/2016		
2/28/2017		
3/1/2017		
5/23/2017		
5/24/2017		
6/20/2017		
6/21/2017		
1/9/2018		
1/10/2018		
4/17/2018		
4/19/2018		
10/1/2018		
10/3/2018		
10/4/2018		
12/11/2018	0.000898 (J)	0.00129
4/1/2019		
4/2/2019		
9/17/2019		
9/18/2019		
2/17/2020		
2/18/2020		
2/25/2020		
2/26/2020		
4/29/2020		
7/20/2020		
7/27/2020		
7/28/2020		
7/29/2020		

Time Series

Constituent: Calcium (mg/L) Analysis Run 10/20/2020 1:23 PM

Plant Gaston Client: Southern Company Data: Gaston Ash Pond

	GN-AP-MW-1	GN-AP-MW-10	GN-AP-MW-11	GN-AP-MW-12	GN-AP-MW-13	GN-AP-MW-14	GN-AP-MW-15R	GN-AP-MW-16	GN-AP-MW-16V
3/28/2016						124	79.7		
3/29/2016	45.6							43.2	
3/30/2016		38.2	36.4	63.4	46.6				
5/17/2016		33.9				74.6		41.4	
5/18/2016			34.7	57.5	46.1				
5/19/2016	49.7						91.5		
7/11/2016						68.9	38.1		
7/12/2016	53.8								
7/13/2016		36.7	36.4	62.9					
7/14/2016					45.6			41.9	
8/22/2016							37.3		
9/12/2016				60.1	44.1				
9/13/2016	53.5	38.1	35.6			80.3		39.6	
9/14/2016							36.5		
11/14/2016			36.2	61.4	46			41	
11/15/2016	55.1	38				102	36.8		
11/16/2016									
1/3/2017							38		
2/27/2017						77.9	36.8		
2/28/2017	55.3	39.4	35.4	62.6	45			41.8	
5/22/2017		37.4	34.4				36.9		
5/23/2017	55.7								
5/24/2017				62.3	44.3	72.9		39.8	
6/19/2017	55.1	37.4	34.8					40.2	
6/20/2017							36.9		
6/21/2017				63	44.7	80			
8/14/2017		36.4	34.6	60.6	43.5		39.5	41.3	
8/15/2017	57					72.1			
4/16/2018		38.7	37.4	64.6					
4/17/2018	56.4								
4/19/2018					45.8	59.6	43.4	42.3	
10/1/2018	57.2							41.5	
10/2/2018		39.7							
10/4/2018			40.8	74.5					
10/5/2018					46.8	123	163		
12/17/2018									
2/25/2019									36.8
4/1/2019	59.2								
4/3/2019		40	44.1	67.8	46.9	63.1	209	45.7	
5/7/2019							175		
9/16/2019		39.1	40.2	69.5				61.3	38.7
9/17/2019	60.7				48.3	74.9			
9/18/2019							139		
2/17/2020		39.7	41						
2/18/2020				73.1					
2/19/2020					46.7	69.9			
2/25/2020							120	50	38.8
2/26/2020									
7/22/2020		38.5	39						
7/23/2020						88.6			
7/27/2020				65.7	45.5				
7/28/2020							102	48.1	38.6

Time Series

Constituent: Calcium (mg/L) Analysis Run 10/20/2020 1:23 PM

Plant Gaston Client: Southern Company Data: Gaston Ash Pond

	GN-AP-MW-1	GN-AP-MW-10	GN-AP-MW-11	GN-AP-MW-12	GN-AP-MW-13	GN-AP-MW-14	GN-AP-MW-15R	GN-AP-MW-16	GN-AP-MW-16V
7/29/2020									

Time Series

Constituent: Calcium (mg/L) Analysis Run 10/20/2020 1:23 PM

Plant Gaston Client: Southern Company Data: Gaston Ash Pond

	GN-AP-MW-17	GN-AP-MW-17SV
3/28/2016		
3/29/2016	77.4	
3/30/2016		
5/17/2016	70.3	
5/18/2016		
5/19/2016		
7/11/2016		
7/12/2016		
7/13/2016		
7/14/2016	73	
8/22/2016		
9/12/2016		
9/13/2016	70.7	
9/14/2016		
11/14/2016		
11/15/2016		
11/16/2016	51.7	
1/3/2017		
2/27/2017		
2/28/2017	73.1	
5/22/2017		
5/23/2017		
5/24/2017	70.6	
6/19/2017	67.7	
6/20/2017		
6/21/2017		
8/14/2017	72.8	
8/15/2017		
4/16/2018		
4/17/2018		
4/19/2018	80.8	
10/1/2018	102	
10/2/2018		
10/4/2018		
10/5/2018		
12/17/2018		79.5
2/25/2019		
4/1/2019		
4/3/2019	116	
5/7/2019		
9/16/2019		
9/17/2019	131	
9/18/2019		101
2/17/2020		
2/18/2020		
2/19/2020		
2/25/2020		
2/26/2020	102	87.1
7/22/2020		
7/23/2020		87
7/27/2020		
7/28/2020		

Time Series

Constituent: Calcium (mg/L) Analysis Run 10/20/2020 1:23 PM

Plant Gaston Client: Southern Company Data: Gaston Ash Pond

	GN-AP-MW-17	GN-AP-MW-17SV
7/29/2020	103	

Time Series

Constituent: Calcium (mg/L) Analysis Run 10/20/2020 1:23 PM

Plant Gaston Client: Southern Company Data: Gaston Ash Pond

	GN-AP-MW-17V	GN-AP-MW-18	GN-AP-MW-19	GN-AP-MW-2 (bg)	GN-AP-MW-20	GN-AP-MW-20SV	GN-AP-MW-20V	GN-AP-MW-21	GN-AP-MW-22
3/28/2016			46	34.2					
3/29/2016		104			163				
5/17/2016		110							
5/18/2016			42.9	32.6	160				
7/11/2016				32.5					
7/13/2016			43.1		158			66.6	
7/14/2016									61.5
7/18/2016		109							
8/22/2016								52.8	71.3
9/13/2016			44.1					68	70.3
9/14/2016		101		32.1	156				
11/14/2016		105			156				
11/15/2016								75.2	69
11/16/2016			42.7	33.4					
1/3/2017								80.9	77.4
2/27/2017			43.1						
2/28/2017		108			150				
3/1/2017				33.3				58	77.4
5/22/2017			41.9						
5/23/2017				32.7				56.3	76.6
5/24/2017		102			150				
6/19/2017		107		32.6	153				
6/20/2017								56.8	83.6
6/21/2017			41.8						
8/14/2017		105	43		159				
8/15/2017				31.5				54.5	81.8
4/17/2018								64.5	94.1
4/19/2018		113	43.2	34.2	192				
10/1/2018		123			184				
10/2/2018			43.8						
10/3/2018				38.6					
10/4/2018								102	99.5
12/5/2018									
12/13/2018						117			
2/27/2019	55.8						115		
4/1/2019			45.6	35.8					
4/2/2019								61.1	134
4/3/2019		139			206				
9/17/2019	94								
9/18/2019		126	45.6	35	172	128	124	98.3	102
2/18/2020			45.5						
2/19/2020									
2/25/2020		119			178	123	124		
2/26/2020	66.6							95.5	95.9
7/21/2020									
7/22/2020		117			161	132	119		
7/23/2020	62								
7/27/2020			42.6						
7/28/2020								80.8	92.3

Time Series

Constituent: Calcium (mg/L) Analysis Run 10/20/2020 1:23 PM

Plant Gaston Client: Southern Company Data: Gaston Ash Pond

	GN-AP-MW-23D	GN-AP-MW-23S
3/28/2016		
3/29/2016		
5/17/2016		
5/18/2016		
7/11/2016		
7/13/2016		
7/14/2016		
7/18/2016		
8/22/2016		
9/13/2016		
9/14/2016		
11/14/2016		
11/15/2016		
11/16/2016		
1/3/2017		
2/27/2017		
2/28/2017		
3/1/2017		
5/22/2017		
5/23/2017		
5/24/2017		
6/19/2017		
6/20/2017		
6/21/2017		
8/14/2017		
8/15/2017		
4/17/2018		
4/19/2018		
10/1/2018		
10/2/2018		
10/3/2018		
10/4/2018		
12/5/2018	31.2	72.5
12/13/2018		
2/27/2019		
4/1/2019		
4/2/2019		
4/3/2019		
9/17/2019		66.8
9/18/2019	41.9	
2/18/2020		
2/19/2020	61.5	73.5
2/25/2020		
2/26/2020		
7/21/2020	37.8	64.2
7/22/2020		
7/23/2020		
7/27/2020		
7/28/2020		

Time Series

Constituent: Calcium (mg/L) Analysis Run 10/20/2020 1:23 PM

Plant Gaston Client: Southern Company Data: Gaston Ash Pond

	GN-AP-MW-26	GN-AP-MW-27	GN-AP-MW-28H	GN-AP-MW-29H	GN-AP-MW-3 (bg)	GN-AP-MW-30H	GN-AP-MW-31VR	GN-AP-MW-32V	GN-AP-MW-33V
3/28/2016					31.6				
5/17/2016					29.6				
7/11/2016					30				
9/14/2016					30.6				
11/16/2016					30.4				
3/1/2017					<0.5 (o)				
5/23/2017					30.1				
6/19/2017					29.9				
8/15/2017					28.1				
4/19/2018					31.2				
10/3/2018					32.3				
12/5/2018		55.9							
12/6/2018	71.2								
2/26/2019			41	45					
4/2/2019					31.6				
9/16/2019			46.7						
9/17/2019				48.5	31.7				
9/18/2019	81.8	81.7							
9/26/2019				45.4					
10/22/2019						89.1			
2/19/2020	73.7				32.3	83.8			
2/25/2020		31.5	42.6	46.8					56.6
2/26/2020								43.5	
4/29/2020							56.5		
7/20/2020								69.3	
7/21/2020		54.3							46.8
7/22/2020	67.7								
7/23/2020						79.1			
7/27/2020					31		41.5		
7/29/2020			39.6	43.9					

Time Series

Constituent: Calcium (mg/L) Analysis Run 10/20/2020 1:23 PM

Plant Gaston Client: Southern Company Data: Gaston Ash Pond

	GN-AP-MW-34V	GN-AP-MW-35V
3/28/2016		
5/17/2016		
7/11/2016		
9/14/2016		
11/16/2016		
3/1/2017		
5/23/2017		
6/19/2017		
8/15/2017		
4/19/2018		
10/3/2018		
12/5/2018		
12/6/2018		
2/26/2019		
4/2/2019		
9/16/2019		
9/17/2019		
9/18/2019		
9/26/2019		
10/22/2019		
2/19/2020	124	
2/25/2020		
2/26/2020		
4/29/2020		50
7/20/2020		
7/21/2020	121	43.7
7/22/2020		
7/23/2020		
7/27/2020		
7/29/2020		

Time Series

Constituent: Calcium (mg/L) Analysis Run 10/20/2020 1:23 PM

Plant Gaston Client: Southern Company Data: Gaston Ash Pond

	GN-AP-MW-36V	GN-AP-MW-37V	GN-AP-MW-4	GN-AP-MW-5	GN-AP-MW-6	GN-AP-MW-7	GN-AP-MW-8	GN-AP-MW-9	GN-AP-PW-18-3
3/29/2016							58.2		
3/30/2016			53.6	68.3	75.7	96.4			
4/4/2016								32.3	
5/17/2016			50.5						
5/19/2016					69.7	84.5			
5/23/2016				63.1			52.1	31.3	
7/11/2016			56.5						
7/12/2016							53.6	31.6	
7/13/2016					62.7	84			
7/14/2016				67.7					
9/13/2016				67.8	48.3	58.2	53	31.2	
9/14/2016			58						
11/15/2016				68.4	51.8	87.9	51.5	31.5	
11/16/2016			61.8						
2/28/2017			56.8				51.4	29.7	
3/1/2017				71.8	58.4	96.8			
5/23/2017				70.6	54.8	88			
5/24/2017			55.5				50.8	30.4	
6/20/2017				73.8	67.9	87.5	49.8	30.8	
6/21/2017			51						
8/15/2017			48.9	65.7	52.5	89.4	51.6		
8/16/2017								30.5	
4/17/2018				90	77.1	100	52.2	32.9	
4/19/2018			56.5						
10/1/2018				79.6			50.8	32.4	
10/3/2018			73.5						
10/4/2018					61.2	106			
12/11/2018									118
4/1/2019							50.5	32.3	
4/2/2019			56.9	69.8	80.1	115			
9/17/2019			69.3				54.5	32.7	
9/18/2019				79.9	83.9	99.1			
2/17/2020								33.2	
2/18/2020			55.8						
2/25/2020							54.7		
2/26/2020				46.8	83.1	95.8			
4/29/2020	39.1	44.9							
7/20/2020	43.3	40.6							
7/27/2020			57						
7/28/2020				67.8	82.5	84.9			
7/29/2020							49.4	32.4	

Time Series

Constituent: Calcium (mg/L) Analysis Run 10/20/2020 1:23 PM

Plant Gaston Client: Southern Company Data: Gaston Ash Pond

	GN-AP-PW-18-6B	GN-AP-PW-18-9
3/29/2016		
3/30/2016		
4/4/2016		
5/17/2016		
5/19/2016		
5/23/2016		
7/11/2016		
7/12/2016		
7/13/2016		
7/14/2016		
9/13/2016		
9/14/2016		
11/15/2016		
11/16/2016		
2/28/2017		
3/1/2017		
5/23/2017		
5/24/2017		
6/20/2017		
6/21/2017		
8/15/2017		
8/16/2017		
4/17/2018		
4/19/2018		
10/1/2018		
10/3/2018		
10/4/2018		
12/11/2018	179	665
4/1/2019		
4/2/2019		
9/17/2019		
9/18/2019		
2/17/2020		
2/18/2020		
2/25/2020		
2/26/2020		
4/29/2020		
7/20/2020		
7/27/2020		
7/28/2020		
7/29/2020		

Time Series

Constituent: Chloride (mg/L) Analysis Run 10/20/2020 1:23 PM

Plant Gaston Client: Southern Company Data: Gaston Ash Pond

	GN-AP-MW-1	GN-AP-MW-10	GN-AP-MW-11	GN-AP-MW-12	GN-AP-MW-13	GN-AP-MW-14	GN-AP-MW-15R	GN-AP-MW-16	GN-AP-MW-16V
3/28/2016						2.11	21.9		
3/29/2016	2.16							10.8	
3/30/2016		4.59	6.36	21.4	4.69				
5/17/2016		3.94				2.38		10	
5/18/2016			5.93	19.6	4.35				
5/19/2016	2.11						20.9		
7/11/2016						2.42	23		
7/12/2016	2.93								
7/13/2016		3.32	5.93	19.6					
7/14/2016					4.33			10.1	
8/22/2016							23.3		
9/12/2016				19.7	4.4				
9/13/2016	2.91	2.91	5.92			2.34		10.4	
9/14/2016							23.6		
11/14/2016			5.95	19.7	4.76			10.4	
11/15/2016	2.72	2.75				2.55	23.8		
11/16/2016									
1/3/2017							24.1		
2/27/2017						5.8	27		
2/28/2017	3.5	3.2	6.7	22	6.1			12	
5/22/2017		3.7	7.1				28		
5/23/2017	3.7								
5/24/2017				22	5.4	5.9		12	
6/19/2017	3.2	3.7	6.2					11	
6/20/2017							27		
6/21/2017				21	5.2	3.6			
8/14/2017		3.1	6.7	21	5.6		27	12	
8/15/2017	2.9					4.9			
4/16/2018		3.3	6.2	20					
4/17/2018	3.3								
4/19/2018					4.6	6.5	32	12	
10/1/2018	2.3							14	
10/2/2018		2.6							
10/4/2018			6.9	21					
10/5/2018					5.1	3.5	120		
12/17/2018									
2/25/2019									16.4
4/1/2019	4.75								
4/3/2019		2.7	6.35	19.7	4.85	5.72	156	15.9	
5/7/2019							180		
9/16/2019		2.54	6.49	19.8				20.4	23.5
9/17/2019	4.14				4.83	4.16			
9/18/2019							142		
2/17/2020		2.61	6.66						
2/18/2020				19.6					
2/19/2020					5.02	4.9			
2/25/2020							138	17.7	25.1
2/26/2020									
7/22/2020		2.53	6.75						
7/23/2020						3.1			
7/27/2020				19.8	5.2				
7/28/2020							110	17.4	20.7

Time Series

Constituent: Chloride (mg/L) Analysis Run 10/20/2020 1:23 PM

Plant Gaston Client: Southern Company Data: Gaston Ash Pond

	GN-AP-MW-1	GN-AP-MW-10	GN-AP-MW-11	GN-AP-MW-12	GN-AP-MW-13	GN-AP-MW-14	GN-AP-MW-15R	GN-AP-MW-16	GN-AP-MW-16V
7/29/2020									

Time Series

Constituent: Chloride (mg/L) Analysis Run 10/20/2020 1:23 PM

Plant Gaston Client: Southern Company Data: Gaston Ash Pond

	GN-AP-MW-17	GN-AP-MW-17SV
3/28/2016		
3/29/2016	14.7	
3/30/2016		
5/17/2016	13.8	
5/18/2016		
5/19/2016		
7/11/2016		
7/12/2016		
7/13/2016		
7/14/2016	13.8	
8/22/2016		
9/12/2016		
9/13/2016	14.1	
9/14/2016		
11/14/2016		
11/15/2016		
11/16/2016	14.2	
1/3/2017		
2/27/2017		
2/28/2017	17	
5/22/2017		
5/23/2017		
5/24/2017	17	
6/19/2017	16	
6/20/2017		
6/21/2017		
8/14/2017	17	
8/15/2017		
4/16/2018		
4/17/2018		
4/19/2018	21	
10/1/2018	30	
10/2/2018		
10/4/2018		
10/5/2018		
12/17/2018		22
2/25/2019		
4/1/2019		
4/3/2019	38	
5/7/2019		
9/16/2019		
9/17/2019	43.2	
9/18/2019		29.6
2/17/2020		
2/18/2020		
2/19/2020		
2/25/2020		
2/26/2020	27.7	28.8
7/22/2020		
7/23/2020		27.9
7/27/2020		
7/28/2020		

Time Series

Constituent: Chloride (mg/L) Analysis Run 10/20/2020 1:23 PM

Plant Gaston Client: Southern Company Data: Gaston Ash Pond

	GN-AP-MW-17	GN-AP-MW-17SV
7/29/2020	26.5	

Time Series

Constituent: Chloride (mg/L) Analysis Run 10/20/2020 1:23 PM

Plant Gaston Client: Southern Company Data: Gaston Ash Pond

	GN-AP-MW-17V	GN-AP-MW-18	GN-AP-MW-19	GN-AP-MW-2 (bg)	GN-AP-MW-20	GN-AP-MW-20SV	GN-AP-MW-20V	GN-AP-MW-21	GN-AP-MW-22
3/28/2016			9.86	1.73					
3/29/2016		11.1			17.2				
5/17/2016		10.3							
5/18/2016			9.4	1.4	16.2				
7/11/2016				1.73					
7/13/2016			10.3		16.2			34.8	
7/14/2016									26.9
7/18/2016		10.3							
8/22/2016								25.1	37.6
9/13/2016			9.68					34.1	30
9/14/2016		10.3		2.24	16.2				
11/14/2016		10.3			16.1				
11/15/2016								40.1	22.7
11/16/2016			10.2	3.57					
1/3/2017								38.5	26.5
2/27/2017			12						
2/28/2017		12			18				
3/1/2017				3.4				23	56
5/22/2017			12						
5/23/2017				2.4				21	48
5/24/2017		13			18				
6/19/2017		12		1.9 (J)	18				
6/20/2017								22	58
6/21/2017			12						
8/14/2017		12	12		18				
8/15/2017				5.4				21	61
4/17/2018								29	61
4/19/2018		12	11	1.8 (J)	17				
10/1/2018		13			19				
10/2/2018			<2						
10/3/2018				<2					
10/4/2018								58	61
12/5/2018									
1/2/2019						13			
2/27/2019	23.8						16.5		
4/1/2019			11.9	1.36					
4/2/2019								27	67.3
4/3/2019		12.1			17.9				
9/17/2019	30.8								
9/18/2019		12.2	11.6	1.53	18.7	14.7	15.9	64	46.3
2/18/2020			11.4						
2/19/2020									
2/25/2020		12.2			19	17.8	16.4		
2/26/2020	27.2							56.3	62.2
7/21/2020									
7/22/2020		12.3			19.3	23.1	18.5		
7/23/2020	27								
7/27/2020			12.1						
7/28/2020								47	66.1

Time Series

Constituent: Chloride (mg/L) Analysis Run 10/20/2020 1:23 PM

Plant Gaston Client: Southern Company Data: Gaston Ash Pond

	GN-AP-MW-23D	GN-AP-MW-23S
3/28/2016		
3/29/2016		
5/17/2016		
5/18/2016		
7/11/2016		
7/13/2016		
7/14/2016		
7/18/2016		
8/22/2016		
9/13/2016		
9/14/2016		
11/14/2016		
11/15/2016		
11/16/2016		
1/3/2017		
2/27/2017		
2/28/2017		
3/1/2017		
5/22/2017		
5/23/2017		
5/24/2017		
6/19/2017		
6/20/2017		
6/21/2017		
8/14/2017		
8/15/2017		
4/17/2018		
4/19/2018		
10/1/2018		
10/2/2018		
10/3/2018		
10/4/2018		
12/5/2018	69	57
1/2/2019		
2/27/2019		
4/1/2019		
4/2/2019		
4/3/2019		
9/17/2019		44.7
9/18/2019	60.7	
2/18/2020		
2/19/2020	64	42
2/25/2020		
2/26/2020		
7/21/2020	65.3	45
7/22/2020		
7/23/2020		
7/27/2020		
7/28/2020		

Time Series

Constituent: Chloride (mg/L) Analysis Run 10/20/2020 1:23 PM

Plant Gaston Client: Southern Company Data: Gaston Ash Pond

	GN-AP-MW-26	GN-AP-MW-27	GN-AP-MW-28H	GN-AP-MW-29H	GN-AP-MW-3 (bg)	GN-AP-MW-30H	GN-AP-MW-31VR	GN-AP-MW-32V	GN-AP-MW-33V
3/28/2016					2.48				
5/17/2016					1.9				
7/11/2016					1.93				
9/14/2016					1.77				
11/16/2016					1.98				
3/1/2017					2.3				
5/23/2017					2.2				
6/19/2017					1.7 (J)				
8/15/2017					2.1				
4/19/2018					1.7 (J)				
10/3/2018					1.7 (J)				
12/5/2018		56							
12/6/2018	43								
2/26/2019			12.7	16.4					
4/2/2019					1.65				
9/16/2019			15.6						
9/17/2019				20.5	1.93				
9/18/2019	41.5	56.7							
9/26/2019				21.5					
10/22/2019						32.3			
2/19/2020	43.2				1.81	31.5			
2/25/2020		22.1	16.9	25.5					29.2
2/26/2020								20.1	
4/29/2020							25.4		
7/20/2020								43.1	
7/21/2020		35							27.7
7/22/2020	37								
7/23/2020						30.4			
7/27/2020					1.83		33		
7/29/2020			17.5	25.5					

Time Series

Constituent: Chloride (mg/L) Analysis Run 10/20/2020 1:23 PM

Plant Gaston Client: Southern Company Data: Gaston Ash Pond

	GN-AP-MW-34V	GN-AP-MW-35V
3/28/2016		
5/17/2016		
7/11/2016		
9/14/2016		
11/16/2016		
3/1/2017		
5/23/2017		
6/19/2017		
8/15/2017		
4/19/2018		
10/3/2018		
12/5/2018		
12/6/2018		
2/26/2019		
4/2/2019		
9/16/2019		
9/17/2019		
9/18/2019		
9/26/2019		
10/22/2019		
2/19/2020	17.5	
2/25/2020		
2/26/2020		
4/29/2020		5.78
7/20/2020		
7/21/2020	18.1	8.95
7/22/2020		
7/23/2020		
7/27/2020		
7/29/2020		

Time Series

Constituent: Chloride (mg/L) Analysis Run 10/20/2020 1:23 PM

Plant Gaston Client: Southern Company Data: Gaston Ash Pond

	GN-AP-MW-36V	GN-AP-MW-37V	GN-AP-MW-4	GN-AP-MW-5	GN-AP-MW-6	GN-AP-MW-7	GN-AP-MW-8	GN-AP-MW-9	GN-AP-PW-18-3
3/29/2016							5.14		
3/30/2016			12.9	31.9	30.8	16.9			
4/4/2016								5.89	
5/17/2016			12						
5/19/2016					28.7	14.9			
5/23/2016				29.4			5.03	5.2	
7/11/2016			20.3						
7/12/2016							4.66	5.71	
7/13/2016					24.8	12.6			
7/14/2016				29.5					
9/13/2016				30.8	21.7	8.09	3.98	5.88	
9/14/2016			27.3						
11/15/2016				30.7	25.9	14.3	3.71	6.04	
11/16/2016			37.1						
2/28/2017			27				5.2	8.6	
3/1/2017				40	29	18			
5/23/2017				40	28	19			
5/24/2017			28				5.4	9.3	
6/20/2017				44	40	18	5	7.8	
6/21/2017			20						
8/15/2017			17	36	32	18	4.6		
8/16/2017								7.6	
4/17/2018				63	52	16	3.6	7.5	
4/19/2018			21						
10/1/2018				49			3.9	8.9	
10/3/2018			21						
10/4/2018					50	25			
1/2/2019									14
4/1/2019							3.9	8.42	
4/2/2019			18.3	39.9	66	15.7			
9/17/2019			37.5				3.96	8.59	
9/18/2019				42.8	65.3	29.5			
2/17/2020								8.74	
2/18/2020			19.6						
2/25/2020							3.81		
2/26/2020				17.5	69.7	28			
4/29/2020	145	12.9							
7/20/2020	209	12.4							
7/27/2020			20.2						
7/28/2020				44.2	64.2	22.3			
7/29/2020							3.77	8.93	

Time Series

Constituent: Chloride (mg/L) Analysis Run 10/20/2020 1:23 PM

Plant Gaston Client: Southern Company Data: Gaston Ash Pond

	GN-AP-PW-18-6B	GN-AP-PW-18-9
3/29/2016		
3/30/2016		
4/4/2016		
5/17/2016		
5/19/2016		
5/23/2016		
7/11/2016		
7/12/2016		
7/13/2016		
7/14/2016		
9/13/2016		
9/14/2016		
11/15/2016		
11/16/2016		
2/28/2017		
3/1/2017		
5/23/2017		
5/24/2017		
6/20/2017		
6/21/2017		
8/15/2017		
8/16/2017		
4/17/2018		
4/19/2018		
10/1/2018		
10/3/2018		
10/4/2018		
1/2/2019	20	20
4/1/2019		
4/2/2019		
9/17/2019		
9/18/2019		
2/17/2020		
2/18/2020		
2/25/2020		
2/26/2020		
4/29/2020		
7/20/2020		
7/27/2020		
7/28/2020		
7/29/2020		

Time Series

Constituent: Chromium (mg/L) Analysis Run 10/20/2020 1:23 PM

Plant Gaston Client: Southern Company Data: Gaston Ash Pond

	GN-AP-MW-1	GN-AP-MW-10	GN-AP-MW-11	GN-AP-MW-12	GN-AP-MW-13	GN-AP-MW-14	GN-AP-MW-15R	GN-AP-MW-16	GN-AP-MW-16V
3/28/2016						0.00577 (J)	<0.01		
3/29/2016	0.00233 (J)							<0.01	
3/30/2016		<0.01	<0.01	<0.01	<0.01				
5/17/2016		<0.01				<0.01		<0.01	
5/18/2016			<0.01	<0.01	<0.01				
5/19/2016	<0.01						<0.01		
7/11/2016						<0.01	<0.01		
7/12/2016	<0.01								
7/13/2016		<0.01	<0.01	<0.01					
7/14/2016					<0.01			<0.01	
8/22/2016							<0.01		
9/12/2016				<0.01	<0.01				
9/13/2016	<0.01	<0.01	<0.01			<0.01		<0.01	
9/14/2016							<0.01		
11/14/2016			<0.01	<0.01	<0.01			<0.01	
11/15/2016	<0.01	<0.01				<0.01	<0.01		
11/16/2016									
1/3/2017							<0.01		
2/27/2017						<0.01	<0.01		
2/28/2017	<0.01	<0.01	<0.01	<0.01	<0.01			<0.01	
5/22/2017		<0.01	<0.01				<0.01		
5/23/2017	<0.01								
5/24/2017				<0.01	<0.01	<0.01		<0.01	
6/19/2017	<0.01	<0.01	<0.01					<0.01	
6/20/2017							<0.01		
6/21/2017				<0.01	<0.01	<0.01			
1/9/2018			<0.01	<0.01	<0.01	<0.01	<0.01	<0.01	
1/10/2018	0.00439 (J)	<0.01							
4/16/2018		<0.01	<0.01	<0.01					
4/17/2018	<0.01								
4/19/2018					<0.01	<0.01	<0.01	<0.01	
10/1/2018	<0.01							<0.01	
10/2/2018		<0.01							
10/4/2018			<0.01	<0.01					
10/5/2018					<0.01	<0.01	<0.01		
12/17/2018									
2/25/2019									<0.01
4/1/2019	<0.01								
4/3/2019		<0.01	<0.01	<0.01	<0.01	<0.01	<0.01	<0.01	
5/7/2019							<0.01		
9/16/2019		<0.01	<0.01	<0.01				<0.01	<0.01
9/17/2019	<0.01				<0.01	<0.01			
9/18/2019							<0.01		
2/17/2020		<0.01	<0.01						
2/18/2020				<0.01					
2/19/2020					<0.01	<0.01			
2/25/2020							<0.01	<0.01	<0.01
2/26/2020									
7/22/2020		<0.01	<0.01						
7/23/2020						<0.01			
7/27/2020				<0.01	<0.01				
7/28/2020							<0.01	<0.01	<0.01

Time Series

Constituent: Chromium (mg/L) Analysis Run 10/20/2020 1:23 PM

Plant Gaston Client: Southern Company Data: Gaston Ash Pond

	GN-AP-MW-1	GN-AP-MW-10	GN-AP-MW-11	GN-AP-MW-12	GN-AP-MW-13	GN-AP-MW-14	GN-AP-MW-15R	GN-AP-MW-16	GN-AP-MW-16V
7/29/2020									

Time Series

Constituent: Chromium (mg/L) Analysis Run 10/20/2020 1:23 PM

Plant Gaston Client: Southern Company Data: Gaston Ash Pond

	GN-AP-MW-17	GN-AP-MW-17SV
3/28/2016		
3/29/2016	<0.01	
3/30/2016		
5/17/2016	<0.01	
5/18/2016		
5/19/2016		
7/11/2016		
7/12/2016		
7/13/2016		
7/14/2016	<0.01	
8/22/2016		
9/12/2016		
9/13/2016	<0.01	
9/14/2016		
11/14/2016		
11/15/2016		
11/16/2016	<0.01	
1/3/2017		
2/27/2017		
2/28/2017	<0.01	
5/22/2017		
5/23/2017		
5/24/2017	<0.01	
6/19/2017	<0.01	
6/20/2017		
6/21/2017		
1/9/2018	<0.01	
1/10/2018		
4/16/2018		
4/17/2018		
4/19/2018	<0.01	
10/1/2018	<0.01	
10/2/2018		
10/4/2018		
10/5/2018		
12/17/2018		<0.01
2/25/2019		
4/1/2019		
4/3/2019	<0.01	
5/7/2019		
9/16/2019		
9/17/2019	<0.01	
9/18/2019		<0.01
2/17/2020		
2/18/2020		
2/19/2020		
2/25/2020		
2/26/2020	<0.01	<0.01
7/22/2020		
7/23/2020		<0.01
7/27/2020		
7/28/2020		

Time Series

Constituent: Chromium (mg/L) Analysis Run 10/20/2020 1:23 PM

Plant Gaston Client: Southern Company Data: Gaston Ash Pond

	GN-AP-MW-17	GN-AP-MW-17SV
7/29/2020	<0.01	

Time Series

Constituent: Chromium (mg/L) Analysis Run 10/20/2020 1:23 PM

Plant Gaston Client: Southern Company Data: Gaston Ash Pond

	GN-AP-MW-17V	GN-AP-MW-18	GN-AP-MW-19	GN-AP-MW-2 (bg)	GN-AP-MW-20	GN-AP-MW-20SV	GN-AP-MW-20V	GN-AP-MW-21	GN-AP-MW-22
3/28/2016			<0.01	<0.01					
3/29/2016		<0.01			<0.01				
5/17/2016		<0.01							
5/18/2016			<0.01	<0.01	<0.01				
7/11/2016				<0.01					
7/13/2016			<0.01		<0.01			<0.01	
7/14/2016									<0.01
7/18/2016		<0.01							
8/22/2016								<0.01	<0.01
9/13/2016			<0.01					<0.01	<0.01
9/14/2016		<0.01		<0.01	<0.01				
11/14/2016		<0.01			<0.01				
11/15/2016								<0.01	<0.01
11/16/2016			<0.01	<0.01					
1/3/2017								<0.01	<0.01
2/27/2017			<0.01						
2/28/2017		<0.01			<0.01				
3/1/2017				<0.01				<0.01	<0.01
5/22/2017			<0.01						
5/23/2017				<0.01				<0.01	<0.01
5/24/2017		<0.01			<0.01				
6/19/2017		<0.01		<0.01	<0.01				
6/20/2017								<0.01	<0.01
6/21/2017			<0.01						
1/9/2018		<0.01			<0.01				<0.01
1/10/2018			<0.01	<0.01				<0.01	
4/17/2018								<0.01	<0.01
4/19/2018		<0.01	<0.01	<0.01	<0.01				
10/1/2018		<0.01			<0.01				
10/2/2018			<0.01						
10/3/2018				<0.01					
10/4/2018								<0.01	<0.01
12/5/2018									
12/13/2018						<0.01			
2/27/2019	<0.01						<0.01		
4/1/2019			<0.01	<0.01					
4/2/2019								<0.01	<0.01
4/3/2019		<0.01			<0.01				
9/17/2019	<0.01								
9/18/2019		<0.01	<0.01	<0.01	<0.01	<0.01	<0.01	<0.01	<0.01
2/18/2020			<0.01						
2/19/2020									
2/25/2020		<0.01			<0.01	<0.01	<0.01		
2/26/2020	<0.01							<0.01	<0.01
7/21/2020									
7/22/2020		<0.01			<0.01	<0.01	<0.01		
7/23/2020	<0.01								
7/27/2020			<0.01						
7/28/2020								<0.01	<0.01

Time Series

Constituent: Chromium (mg/L) Analysis Run 10/20/2020 1:23 PM

Plant Gaston Client: Southern Company Data: Gaston Ash Pond

	GN-AP-MW-23D	GN-AP-MW-23S
3/28/2016		
3/29/2016		
5/17/2016		
5/18/2016		
7/11/2016		
7/13/2016		
7/14/2016		
7/18/2016		
8/22/2016		
9/13/2016		
9/14/2016		
11/14/2016		
11/15/2016		
11/16/2016		
1/3/2017		
2/27/2017		
2/28/2017		
3/1/2017		
5/22/2017		
5/23/2017		
5/24/2017		
6/19/2017		
6/20/2017		
6/21/2017		
1/9/2018		
1/10/2018		
4/17/2018		
4/19/2018		
10/1/2018		
10/2/2018		
10/3/2018		
10/4/2018		
12/5/2018	<0.01	<0.01
12/13/2018		
2/27/2019		
4/1/2019		
4/2/2019		
4/3/2019		
9/17/2019		<0.01
9/18/2019	<0.01	
2/18/2020		
2/19/2020	<0.01	<0.01
2/25/2020		
2/26/2020		
7/21/2020	<0.01	<0.01
7/22/2020		
7/23/2020		
7/27/2020		
7/28/2020		

Time Series

Constituent: Chromium (mg/L) Analysis Run 10/20/2020 1:23 PM

Plant Gaston Client: Southern Company Data: Gaston Ash Pond

	GN-AP-MW-26	GN-AP-MW-27	GN-AP-MW-28H	GN-AP-MW-29H	GN-AP-MW-3 (bg)	GN-AP-MW-30H	GN-AP-MW-31VR	GN-AP-MW-32V	GN-AP-MW-33V
3/28/2016					<0.01				
5/17/2016					<0.01				
7/11/2016					<0.01				
9/14/2016					<0.01				
11/16/2016					<0.01				
3/1/2017					<0.01				
5/23/2017					<0.01				
6/19/2017					<0.01				
1/10/2018					<0.01				
4/19/2018					<0.01				
10/3/2018					<0.01				
12/5/2018		<0.01							
12/6/2018	<0.01								
2/26/2019			<0.01	<0.01					
4/2/2019					<0.01				
9/16/2019			<0.01						
9/17/2019				<0.01	<0.01				
9/18/2019	<0.01	<0.01							
9/26/2019				<0.01					
10/22/2019						<0.01			
2/19/2020	<0.01				<0.01	<0.01			
2/25/2020		<0.01	<0.01	<0.01					<0.01
2/26/2020								<0.01	
4/29/2020							<0.01		
7/20/2020								<0.01	
7/21/2020		<0.01							<0.01
7/22/2020	<0.01								
7/23/2020						<0.01			
7/27/2020					<0.01		<0.01		
7/29/2020			<0.01	<0.01					

Time Series

Constituent: Chromium (mg/L) Analysis Run 10/20/2020 1:23 PM

Plant Gaston Client: Southern Company Data: Gaston Ash Pond

	GN-AP-MW-34V	GN-AP-MW-35V
3/28/2016		
5/17/2016		
7/11/2016		
9/14/2016		
11/16/2016		
3/1/2017		
5/23/2017		
6/19/2017		
1/10/2018		
4/19/2018		
10/3/2018		
12/5/2018		
12/6/2018		
2/26/2019		
4/2/2019		
9/16/2019		
9/17/2019		
9/18/2019		
9/26/2019		
10/22/2019		
2/19/2020	<0.01	
2/25/2020		
2/26/2020		
4/29/2020		<0.01
7/20/2020		
7/21/2020	<0.01	<0.01
7/22/2020		
7/23/2020		
7/27/2020		
7/29/2020		

Time Series

Constituent: Chromium (mg/L) Analysis Run 10/20/2020 1:23 PM

Plant Gaston Client: Southern Company Data: Gaston Ash Pond

	GN-AP-MW-36V	GN-AP-MW-37V	GN-AP-MW-4	GN-AP-MW-5	GN-AP-MW-6	GN-AP-MW-7	GN-AP-MW-8	GN-AP-MW-9	GN-AP-PW-18-3
3/29/2016							<0.01		
3/30/2016			0.00322 (J)	<0.01	<0.01	<0.01			
4/4/2016								<0.01	
5/17/2016			<0.01						
5/19/2016					<0.01	<0.01			
5/23/2016				<0.01			<0.01	<0.01	
7/11/2016			<0.01						
7/12/2016							<0.01	<0.01	
7/13/2016					<0.01	<0.01			
7/14/2016				<0.01					
9/13/2016				<0.01	<0.01	<0.01	<0.01	<0.01	
9/14/2016			<0.01						
11/15/2016				<0.01	<0.01	<0.01	<0.01	<0.01	
11/16/2016			<0.01						
2/28/2017			<0.01				<0.01	<0.01	
3/1/2017				<0.01	<0.01	<0.01			
5/23/2017				<0.01	<0.01	<0.01			
5/24/2017			<0.01				<0.01	<0.01	
6/20/2017				<0.01	<0.01	<0.01	<0.01	<0.01	
6/21/2017			<0.01						
1/9/2018				<0.01					
1/10/2018			<0.01		<0.01	<0.01	0.00395 (J)	<0.01	
4/17/2018				<0.01	<0.01	<0.01	<0.01	<0.01	
4/19/2018			<0.01						
10/1/2018				<0.01			<0.01	<0.01	
10/3/2018			<0.01						
10/4/2018					<0.01	<0.01			
12/11/2018									<0.01
4/1/2019							<0.01	<0.01	
4/2/2019			<0.01	<0.01	<0.01	<0.01			
9/17/2019			<0.01				<0.01	<0.01	
9/18/2019				<0.01	<0.01	<0.01			
2/17/2020								<0.01	
2/18/2020			<0.01						
2/25/2020							<0.01		
2/26/2020				<0.01	<0.01	<0.01			
4/29/2020	<0.01	<0.01							
7/20/2020	<0.01	<0.01							
7/27/2020			<0.01						
7/28/2020				<0.01	<0.01	<0.01			
7/29/2020							<0.01	<0.01	

Time Series

Constituent: Chromium (mg/L) Analysis Run 10/20/2020 1:23 PM

Plant Gaston Client: Southern Company Data: Gaston Ash Pond

	GN-AP-PW-18-6B	GN-AP-PW-18-9
3/29/2016		
3/30/2016		
4/4/2016		
5/17/2016		
5/19/2016		
5/23/2016		
7/11/2016		
7/12/2016		
7/13/2016		
7/14/2016		
9/13/2016		
9/14/2016		
11/15/2016		
11/16/2016		
2/28/2017		
3/1/2017		
5/23/2017		
5/24/2017		
6/20/2017		
6/21/2017		
1/9/2018		
1/10/2018		
4/17/2018		
4/19/2018		
10/1/2018		
10/3/2018		
10/4/2018		
12/11/2018	<0.01	<0.01
4/1/2019		
4/2/2019		
9/17/2019		
9/18/2019		
2/17/2020		
2/18/2020		
2/25/2020		
2/26/2020		
4/29/2020		
7/20/2020		
7/27/2020		
7/28/2020		
7/29/2020		

Time Series

Constituent: Cobalt (mg/L) Analysis Run 10/20/2020 1:23 PM

Plant Gaston Client: Southern Company Data: Gaston Ash Pond

	GN-AP-MW-1	GN-AP-MW-10	GN-AP-MW-11	GN-AP-MW-12	GN-AP-MW-13	GN-AP-MW-14	GN-AP-MW-15R	GN-AP-MW-16	GN-AP-MW-16V
3/28/2016						0.00969 (J)	0.00396 (J)		
3/29/2016	<0.005							<0.005	
3/30/2016		<0.005	<0.005	<0.005	<0.005				
5/17/2016		<0.005				<0.005		<0.005	
5/18/2016			<0.005	<0.005	<0.005				
5/19/2016	<0.005						0.00207 (J)		
7/11/2016						<0.005	<0.005		
7/12/2016	<0.005								
7/13/2016		<0.005	<0.005	<0.005					
7/14/2016					<0.005			<0.005	
8/22/2016							<0.005		
9/12/2016				<0.005	<0.005				
9/13/2016	<0.005	<0.005	<0.005			<0.005		<0.005	
9/14/2016							<0.005		
11/14/2016			<0.005	<0.005	<0.005			<0.005	
11/15/2016	<0.005	<0.005				<0.005	<0.005		
11/16/2016									
1/3/2017							<0.005		
2/27/2017						<0.005	<0.005		
2/28/2017	<0.005	<0.005	<0.005	<0.005	<0.005			<0.005	
5/22/2017		<0.005	<0.005				<0.005		
5/23/2017	<0.005								
5/24/2017				<0.005	<0.005	<0.005		<0.005	
6/19/2017	<0.005	<0.005	<0.005					<0.005	
6/20/2017							<0.005		
6/21/2017				<0.005	<0.005	<0.005			
1/9/2018			<0.005	<0.005	<0.005	<0.005	<0.005	<0.005	
1/10/2018	<0.005	<0.005							
4/16/2018		<0.005	<0.005	<0.005					
4/17/2018	<0.005								
4/19/2018					<0.005	<0.005	<0.005	<0.005	
10/1/2018	<0.005							<0.005	
10/2/2018		<0.005							
10/4/2018			<0.005	<0.005					
10/5/2018					<0.005	<0.005	<0.005		
12/17/2018									
2/25/2019									<0.005
4/1/2019	<0.005								
4/3/2019		<0.005	<0.005	<0.005	<0.005	<0.005	<0.005	<0.005	
5/7/2019							<0.005		
9/16/2019		<0.005	<0.005	<0.005				<0.005	<0.005
9/17/2019	<0.005				<0.005	<0.005			
9/18/2019							<0.005		
2/17/2020		<0.005	<0.005						
2/18/2020				<0.005					
2/19/2020					<0.005	<0.005			
2/25/2020							<0.005	<0.005	<0.005
2/26/2020									
7/22/2020		<0.005	<0.005						
7/23/2020						<0.005			
7/27/2020				<0.005	<0.005				
7/28/2020							<0.005	<0.005	<0.005

Time Series

Constituent: Cobalt (mg/L) Analysis Run 10/20/2020 1:23 PM

Plant Gaston Client: Southern Company Data: Gaston Ash Pond

	GN-AP-MW-1	GN-AP-MW-10	GN-AP-MW-11	GN-AP-MW-12	GN-AP-MW-13	GN-AP-MW-14	GN-AP-MW-15R	GN-AP-MW-16	GN-AP-MW-16V
7/29/2020									

Time Series

Constituent: Cobalt (mg/L) Analysis Run 10/20/2020 1:23 PM

Plant Gaston Client: Southern Company Data: Gaston Ash Pond

	GN-AP-MW-17	GN-AP-MW-17SV
3/28/2016		
3/29/2016	<0.005	
3/30/2016		
5/17/2016	<0.005	
5/18/2016		
5/19/2016		
7/11/2016		
7/12/2016		
7/13/2016		
7/14/2016	<0.005	
8/22/2016		
9/12/2016		
9/13/2016	<0.005	
9/14/2016		
11/14/2016		
11/15/2016		
11/16/2016	<0.005	
1/3/2017		
2/27/2017		
2/28/2017	<0.005	
5/22/2017		
5/23/2017		
5/24/2017	<0.005	
6/19/2017	<0.005	
6/20/2017		
6/21/2017		
1/9/2018	<0.005	
1/10/2018		
4/16/2018		
4/17/2018		
4/19/2018	<0.005	
10/1/2018	<0.005	
10/2/2018		
10/4/2018		
10/5/2018		
12/17/2018		0.00461 (J)
2/25/2019		
4/1/2019		
4/3/2019	<0.005	
5/7/2019		
9/16/2019		
9/17/2019	<0.005	
9/18/2019		0.00327 (J)
2/17/2020		
2/18/2020		
2/19/2020		
2/25/2020		
2/26/2020	<0.005	0.00265 (J)
7/22/2020		
7/23/2020		0.00251 (J)
7/27/2020		
7/28/2020		

Time Series

Constituent: Cobalt (mg/L) Analysis Run 10/20/2020 1:23 PM

Plant Gaston Client: Southern Company Data: Gaston Ash Pond

	GN-AP-MW-17	GN-AP-MW-17SV
7/29/2020	<0.005	

Time Series

Constituent: Cobalt (mg/L) Analysis Run 10/20/2020 1:23 PM

Plant Gaston Client: Southern Company Data: Gaston Ash Pond

	GN-AP-MW-17V	GN-AP-MW-18	GN-AP-MW-19	GN-AP-MW-2 (bg)	GN-AP-MW-20	GN-AP-MW-20SV	GN-AP-MW-20V	GN-AP-MW-21	GN-AP-MW-22
3/28/2016			<0.005	<0.005					
3/29/2016		<0.005			<0.005				
5/17/2016		<0.005							
5/18/2016			<0.005	<0.005	<0.005				
7/11/2016				<0.005					
7/13/2016			<0.005		<0.005			<0.005	
7/14/2016									<0.005
7/18/2016		<0.005							
8/22/2016								<0.005	<0.005
9/13/2016			<0.005					<0.005	<0.005
9/14/2016		<0.005		<0.005	<0.005				
11/14/2016		<0.005			<0.005				
11/15/2016								<0.005	<0.005
11/16/2016			<0.005	<0.005					
1/3/2017								<0.005	<0.005
2/27/2017			<0.005						
2/28/2017		<0.005			<0.005				
3/1/2017				<0.005				<0.005	<0.005
5/22/2017			<0.005						
5/23/2017				<0.005				<0.005	<0.005
5/24/2017		<0.005			<0.005				
6/19/2017		<0.005		<0.005	<0.005				
6/20/2017								<0.005	<0.005
6/21/2017			<0.005						
1/9/2018		<0.005			<0.005				<0.005
1/10/2018			<0.005	<0.005				<0.005	
4/17/2018								<0.005	<0.005
4/19/2018		<0.005	<0.005	<0.005	<0.005				
10/1/2018		<0.005			<0.005				
10/2/2018			<0.005						
10/3/2018				<0.005					
10/4/2018								<0.005	<0.005
12/5/2018									
12/13/2018						0.00427 (J)			
2/27/2019	<0.005						<0.005		
4/1/2019			<0.005	<0.005					
4/2/2019								<0.005	<0.005
4/3/2019		<0.005			<0.005				
9/17/2019	<0.005								
9/18/2019		<0.005	<0.005	<0.005	<0.005	0.00207 (J)	<0.005	<0.005	<0.005
2/18/2020			<0.005						
2/19/2020									
2/25/2020		<0.005			<0.005	<0.005	<0.005		
2/26/2020	<0.005							<0.005	<0.005
7/21/2020									
7/22/2020		<0.005			<0.005	<0.005	<0.005		
7/23/2020	<0.005								
7/27/2020			<0.005						
7/28/2020								<0.005	<0.005

Time Series

Constituent: Cobalt (mg/L) Analysis Run 10/20/2020 1:23 PM

Plant Gaston Client: Southern Company Data: Gaston Ash Pond

	GN-AP-MW-23D	GN-AP-MW-23S
3/28/2016		
3/29/2016		
5/17/2016		
5/18/2016		
7/11/2016		
7/13/2016		
7/14/2016		
7/18/2016		
8/22/2016		
9/13/2016		
9/14/2016		
11/14/2016		
11/15/2016		
11/16/2016		
1/3/2017		
2/27/2017		
2/28/2017		
3/1/2017		
5/22/2017		
5/23/2017		
5/24/2017		
6/19/2017		
6/20/2017		
6/21/2017		
1/9/2018		
1/10/2018		
4/17/2018		
4/19/2018		
10/1/2018		
10/2/2018		
10/3/2018		
10/4/2018		
12/5/2018	<0.005	<0.005
12/13/2018		
2/27/2019		
4/1/2019		
4/2/2019		
4/3/2019		
9/17/2019		<0.005
9/18/2019	<0.005	
2/18/2020		
2/19/2020	<0.005	<0.005
2/25/2020		
2/26/2020		
7/21/2020	<0.005	<0.005
7/22/2020		
7/23/2020		
7/27/2020		
7/28/2020		

Time Series

Constituent: Cobalt (mg/L) Analysis Run 10/20/2020 1:23 PM

Plant Gaston Client: Southern Company Data: Gaston Ash Pond

	GN-AP-MW-26	GN-AP-MW-27	GN-AP-MW-28H	GN-AP-MW-29H	GN-AP-MW-3 (bg)	GN-AP-MW-30H	GN-AP-MW-31VR	GN-AP-MW-32V	GN-AP-MW-33V
3/28/2016					<0.005				
5/17/2016					<0.005				
7/11/2016					<0.005				
9/14/2016					<0.005				
11/16/2016					<0.005				
3/1/2017					<0.005				
5/23/2017					<0.005				
6/19/2017					<0.005				
1/10/2018					<0.005				
4/19/2018					<0.005				
10/3/2018					<0.005				
12/5/2018		<0.005							
12/6/2018	<0.005								
2/26/2019			<0.005	<0.005					
4/2/2019					<0.005				
9/16/2019			<0.005						
9/17/2019				<0.005	<0.005				
9/18/2019	<0.005	<0.005							
9/26/2019				<0.005					
10/22/2019						<0.005			
2/19/2020	<0.005				<0.005	<0.005			
2/25/2020		<0.005	<0.005	<0.005					<0.005
2/26/2020								<0.005	
4/29/2020							<0.005		
7/20/2020								<0.005	
7/21/2020		<0.005							<0.005
7/22/2020	<0.005								
7/23/2020						<0.005			
7/27/2020					<0.005		<0.005		
7/29/2020			<0.005	<0.005					

Time Series

Constituent: Cobalt (mg/L) Analysis Run 10/20/2020 1:23 PM

Plant Gaston Client: Southern Company Data: Gaston Ash Pond

	GN-AP-MW-34V	GN-AP-MW-35V
3/28/2016		
5/17/2016		
7/11/2016		
9/14/2016		
11/16/2016		
3/1/2017		
5/23/2017		
6/19/2017		
1/10/2018		
4/19/2018		
10/3/2018		
12/5/2018		
12/6/2018		
2/26/2019		
4/2/2019		
9/16/2019		
9/17/2019		
9/18/2019		
9/26/2019		
10/22/2019		
2/19/2020	<0.005	
2/25/2020		
2/26/2020		
4/29/2020		<0.005
7/20/2020		
7/21/2020	<0.005	<0.005
7/22/2020		
7/23/2020		
7/27/2020		
7/29/2020		

Time Series

Constituent: Cobalt (mg/L) Analysis Run 10/20/2020 1:23 PM

Plant Gaston Client: Southern Company Data: Gaston Ash Pond

	GN-AP-MW-36V	GN-AP-MW-37V	GN-AP-MW-4	GN-AP-MW-5	GN-AP-MW-6	GN-AP-MW-7	GN-AP-MW-8	GN-AP-MW-9	GN-AP-PW-18-3
3/29/2016							<0.005		
3/30/2016			<0.005	<0.005	<0.005	<0.005			
4/4/2016								<0.005	
5/17/2016			<0.005						
5/19/2016					<0.005	<0.005			
5/23/2016				<0.005			<0.005	<0.005	
7/11/2016			<0.005						
7/12/2016							<0.005	<0.005	
7/13/2016					<0.005	<0.005			
7/14/2016				<0.005					
9/13/2016				<0.005	<0.005	<0.005	<0.005	<0.005	
9/14/2016			<0.005						
11/15/2016				<0.005	<0.005	<0.005	<0.005	<0.005	
11/16/2016			<0.005						
2/28/2017			<0.005				<0.005	<0.005	
3/1/2017				<0.005	<0.005	<0.005			
5/23/2017				<0.005	<0.005	<0.005			
5/24/2017			<0.005				<0.005	<0.005	
6/20/2017				<0.005	<0.005	<0.005	<0.005	<0.005	
6/21/2017			<0.005						
1/9/2018				<0.005					
1/10/2018			<0.005		<0.005	<0.005	<0.005	<0.005	
4/17/2018				<0.005	<0.005	<0.005	<0.005	<0.005	
4/19/2018			<0.005						
10/1/2018				<0.005			<0.005	<0.005	
10/3/2018			<0.005						
10/4/2018					<0.005	<0.005			
12/11/2018									<0.005
4/1/2019							<0.005	<0.005	
4/2/2019			<0.005	<0.005	<0.005	<0.005			
9/17/2019			<0.005				<0.005	<0.005	
9/18/2019				<0.005	<0.005	<0.005			
2/17/2020								<0.005	
2/18/2020			<0.005						
2/25/2020							<0.005		
2/26/2020				<0.005	<0.005	<0.005			
4/29/2020	<0.005	<0.005							
7/20/2020	<0.005	<0.005							
7/27/2020			<0.005						
7/28/2020				<0.005	<0.005	<0.005			
7/29/2020							<0.005	<0.005	

Time Series

Constituent: Cobalt (mg/L) Analysis Run 10/20/2020 1:23 PM

Plant Gaston Client: Southern Company Data: Gaston Ash Pond

	GN-AP-PW-18-6B	GN-AP-PW-18-9
3/29/2016		
3/30/2016		
4/4/2016		
5/17/2016		
5/19/2016		
5/23/2016		
7/11/2016		
7/12/2016		
7/13/2016		
7/14/2016		
9/13/2016		
9/14/2016		
11/15/2016		
11/16/2016		
2/28/2017		
3/1/2017		
5/23/2017		
5/24/2017		
6/20/2017		
6/21/2017		
1/9/2018		
1/10/2018		
4/17/2018		
4/19/2018		
10/1/2018		
10/3/2018		
10/4/2018		
12/11/2018	<0.005	<0.005
4/1/2019		
4/2/2019		
9/17/2019		
9/18/2019		
2/17/2020		
2/18/2020		
2/25/2020		
2/26/2020		
4/29/2020		
7/20/2020		
7/27/2020		
7/28/2020		
7/29/2020		

Time Series

Constituent: Combined Radium 226 + 228 (pCi/L) Analysis Run 10/20/2020 1:23 PM

Plant Gaston Client: Southern Company Data: Gaston Ash Pond

	GN-AP-MW-1	GN-AP-MW-10	GN-AP-MW-11	GN-AP-MW-12	GN-AP-MW-13	GN-AP-MW-14	GN-AP-MW-15R	GN-AP-MW-16	GN-AP-MW-16V
3/28/2016						3 (U)	3 (U)		
3/29/2016	3 (U)							2.84251	
3/30/2016	3 (U)	3 (U)	3 (U)	3 (U)	3 (U)				
5/17/2016		0.364 (U)				0.119 (U)		3.09	
5/18/2016			0.224 (U)	0.678	0.539				
5/19/2016	0.949						0.956		
7/11/2016						0.51 (U)	0.302 (U)		
7/12/2016	0.73								
7/13/2016		0.347 (U)	0.177 (U)	0.707					
7/14/2016					0.652			2.65	
8/22/2016							0.613		
9/12/2016				1.04	0.325 (U)				
9/13/2016	0.948	0.567	0.216 (U)			0.413 (U)		3.22	
9/14/2016							0.301 (U)		
11/14/2016			0.318 (U)	0.586	0.734			4.18	
11/15/2016	1.28	0.305 (U)				0.707	0.538 (U)		
11/16/2016									
1/3/2017							0.394 (U)		
2/27/2017						0.479 (U)	0.129 (U)		
2/28/2017	0.232 (U)	0.346 (U)	0.551	1.09	0.629			3.61	
6/19/2017	1.02	0.614	0.418 (U)					3	
6/20/2017							0.362 (U)		
6/21/2017				1.05	0.637	0.529			
1/9/2018			0.402 (U)	1.22	0.825	0.91	1.35	3.76	
1/10/2018	0.707	0.629							
4/16/2018		0.0363 (U)	0.437 (U)	0.769					
4/17/2018	0.467 (U)								
4/19/2018					0.546 (U)	-0.42 (U)	0.438 (U)	3.32	
10/1/2018	0.864							2.91	
10/2/2018		0.613							
10/4/2018			0.703	1.5					
10/5/2018					1.04	0.955	1.47		
12/17/2018									
2/25/2019									2
4/1/2019	0.564								
4/3/2019		0.26 (U)	0.2 (U)	0.669	0.577	0.189 (U)	1.16	3.43	
5/7/2019							1.36		
9/16/2019		0.307 (U)	0.507 (U)	1.04				3.55	3.26
9/17/2019	0.43 (U)				0.958 (U)	0.558 (U)			
9/18/2019							0.94		
2/17/2020		0.379 (U)	0.568						
2/18/2020				1.34					
2/19/2020					0.702	0.404 (U)			
2/25/2020							0.669	2.99	2.46
2/26/2020									
7/22/2020		<5	<5						
7/23/2020						1.48			
7/27/2020				1.85	0.986				
7/28/2020							2.35	3.49	2.99
7/29/2020									

Time Series

Constituent: Combined Radium 226 + 228 (pCi/L) Analysis Run 10/20/2020 1:23 PM

Plant Gaston Client: Southern Company Data: Gaston Ash Pond

	GN-AP-MW-17	GN-AP-MW-17SV
3/28/2016		
3/29/2016	3 (U)	
3/30/2016		
5/17/2016	0.792	
5/18/2016		
5/19/2016		
7/11/2016		
7/12/2016		
7/13/2016		
7/14/2016	0.864	
8/22/2016		
9/12/2016		
9/13/2016	1.01	
9/14/2016		
11/14/2016		
11/15/2016		
11/16/2016	1.27	
1/3/2017		
2/27/2017		
2/28/2017	0.347 (U)	
6/19/2017	0.317 (U)	
6/20/2017		
6/21/2017		
1/9/2018	1.07	
1/10/2018		
4/16/2018		
4/17/2018		
4/19/2018	1.31	
10/1/2018	0.793	
10/2/2018		
10/4/2018		
10/5/2018		
12/17/2018		0.694
2/25/2019		
4/1/2019		
4/3/2019	0.907	
5/7/2019		
9/16/2019		
9/17/2019	2.09	
9/18/2019		1.56
2/17/2020		
2/18/2020		
2/19/2020		
2/25/2020		
2/26/2020	1.35	0.489 (U)
7/22/2020		
7/23/2020		<5
7/27/2020		
7/28/2020		
7/29/2020	1.85	

Time Series

Constituent: Combined Radium 226 + 228 (pCi/L) Analysis Run 10/20/2020 1:23 PM

Plant Gaston Client: Southern Company Data: Gaston Ash Pond

	GN-AP-MW-17V	GN-AP-MW-18	GN-AP-MW-19	GN-AP-MW-2 (bg)	GN-AP-MW-20	GN-AP-MW-20SV	GN-AP-MW-20V	GN-AP-MW-21	GN-AP-MW-22
3/28/2016			3 (U)	3 (U)					
3/29/2016		3 (U)			17.244				
5/17/2016		1.2							
5/18/2016			0.425	0.142 (U)	19.9				
7/11/2016				0.279 (U)					
7/13/2016			0.584		18.1			0.355 (U)	
7/14/2016									0.711
7/18/2016		1.19							
8/22/2016								0.816	0.615
9/13/2016			0.46 (U)					0.761	0.878
9/14/2016		1.31		0.205 (U)	20.3				
11/14/2016		1.29			17.2				
11/15/2016								1.43	0.671
11/16/2016			1.58	0.373 (U)					
1/3/2017								1.11	1
2/27/2017			0.326 (U)						
2/28/2017		0.727			13.9				
3/1/2017				0.217 (U)				0.378 (U)	0.534
6/19/2017		0.98		0.357 (U)	15.6				
6/20/2017								0.224 (U)	0.344 (U)
6/21/2017			0.143 (U)						
1/9/2018		1.79			14.7				0.452 (U)
1/10/2018			0.67	0.239 (U)				1.11	
4/17/2018								0.367 (U)	0.185 (U)
4/19/2018		0.981	0.316 (U)	-0.125 (U)	11.6				
10/1/2018		1.54			15.7				
10/2/2018			0.854						
10/3/2018				0.185 (U)					
10/4/2018								1.05	0.568
12/5/2018									
12/13/2018						0.807			
2/27/2019	2.01						1.09		
4/1/2019			0.263 (U)	0.162 (U)					
4/2/2019								0.182 (U)	0.503
4/3/2019		1.49			13.8				
9/17/2019	6.44								
9/18/2019		1.25	0.29 (U)	-0.0854 (U)	15.7	1.14	2.02	0.435 (U)	0.165 (U)
2/18/2020			0.779						
2/19/2020									
2/25/2020		1.13			12.9	0.925	1.78		
2/26/2020	5.34							0.032 (U)	0.693
7/21/2020									
7/22/2020		2.35			15.6	1.46	1.7		
7/23/2020	8.21								
7/27/2020			1.68						
7/28/2020								<5	<5

Time Series

Constituent: Combined Radium 226 + 228 (pCi/L) Analysis Run 10/20/2020 1:23 PM

Plant Gaston Client: Southern Company Data: Gaston Ash Pond

	GN-AP-MW-23D	GN-AP-MW-23S
3/28/2016		
3/29/2016		
5/17/2016		
5/18/2016		
7/11/2016		
7/13/2016		
7/14/2016		
7/18/2016		
8/22/2016		
9/13/2016		
9/14/2016		
11/14/2016		
11/15/2016		
11/16/2016		
1/3/2017		
2/27/2017		
2/28/2017		
3/1/2017		
6/19/2017		
6/20/2017		
6/21/2017		
1/9/2018		
1/10/2018		
4/17/2018		
4/19/2018		
10/1/2018		
10/2/2018		
10/3/2018		
10/4/2018		
12/5/2018	0.447 (U)	0.541
12/13/2018		
2/27/2019		
4/1/2019		
4/2/2019		
4/3/2019		
9/17/2019		0.732
9/18/2019	0.0448 (U)	
2/18/2020		
2/19/2020	0.384 (U)	0.752
2/25/2020		
2/26/2020		
7/21/2020	0.608	0.566
7/22/2020		
7/23/2020		
7/27/2020		
7/28/2020		

Time Series

Constituent: Combined Radium 226 + 228 (pCi/L) Analysis Run 10/20/2020 1:23 PM

Plant Gaston Client: Southern Company Data: Gaston Ash Pond

	GN-AP-MW-26	GN-AP-MW-27	GN-AP-MW-28H	GN-AP-MW-29H	GN-AP-MW-3 (bg)	GN-AP-MW-30H	GN-AP-MW-31VR	GN-AP-MW-32V	GN-AP-MW-33V
3/28/2016					3 (U)				
5/17/2016					0.222 (U)				
7/11/2016					0.118 (U)				
9/14/2016					0.265 (U)				
11/16/2016					0.295 (U)				
3/1/2017					0.0981 (U)				
6/19/2017					0.194 (U)				
1/10/2018					0.753				
4/19/2018					0.171 (U)				
10/3/2018					0.433 (U)				
12/5/2018		0.786							
12/6/2018	0.29 (U)								
2/26/2019			3.76	9.95					
4/2/2019					-0.0631 (U)				
9/16/2019			4.63						
9/17/2019				13.2	0.0186 (U)				
9/18/2019	0.976	1.01							
9/26/2019				16.2					
2/19/2020	0.475 (U)				0.418 (U)	0.994			
2/25/2020		0.269 (U)	5.25	13.7					0.967
2/26/2020								1.42	
4/29/2020							0.35 (U)		
7/20/2020								1.4	
7/21/2020		<5							1.34
7/22/2020	0.713								
7/27/2020					<5		<5		
7/29/2020			7.14	16.2					

Time Series

Constituent: Combined Radium 226 + 228 (pCi/L) Analysis Run 10/20/2020 1:23 PM

Plant Gaston Client: Southern Company Data: Gaston Ash Pond

	GN-AP-MW-34V	GN-AP-MW-35V
3/28/2016		
5/17/2016		
7/11/2016		
9/14/2016		
11/16/2016		
3/1/2017		
6/19/2017		
1/10/2018		
4/19/2018		
10/3/2018		
12/5/2018		
12/6/2018		
2/26/2019		
4/2/2019		
9/16/2019		
9/17/2019		
9/18/2019		
9/26/2019		
2/19/2020	0.991	
2/25/2020		
2/26/2020		
4/29/2020		0.455 (U)
7/20/2020		
7/21/2020	1.28	0.537
7/22/2020		
7/27/2020		
7/29/2020		

Time Series

Constituent: Combined Radium 226 + 228 (pCi/L) Analysis Run 10/20/2020 1:23 PM

Plant Gaston Client: Southern Company Data: Gaston Ash Pond

	GN-AP-MW-36V	GN-AP-MW-37V	GN-AP-MW-4	GN-AP-MW-5	GN-AP-MW-6	GN-AP-MW-7	GN-AP-MW-8	GN-AP-MW-9
3/29/2016							3 (U)	
3/30/2016			3 (U)	3 (U)	3 (U)			
4/4/2016								3 (U)
5/17/2016			0.294 (U)					
5/19/2016					0.544	0.116 (U)		
5/23/2016				0.45			-0.317 (U)	0.0417 (U)
7/11/2016			-0.021 (U)					
7/12/2016							-0.0583 (U)	0.208 (U)
7/13/2016					0.0469 (U)	0.187 (U)		
7/14/2016				0.84				
9/13/2016				0.685	0.179 (U)	0.0165 (U)	0.127 (U)	0.436 (U)
9/14/2016			0.705					
11/15/2016				0.804	1.45	0.236 (U)	0.406 (U)	0.775
11/16/2016			0.491 (U)					
2/28/2017			0.367 (U)				-0.00408 (U)	0.42 (U)
3/1/2017				0.477	0.166 (U)	0.213 (U)		
6/20/2017				0.737	0.484	0.16 (U)	0.22 (U)	0.53
6/21/2017			0.0763 (U)					
1/9/2018				0.714				
1/10/2018			0.818		0.544	0.889	0.0982 (U)	0.903
4/17/2018				0.641	0.719	0.623	-0.237 (U)	0.293 (U)
4/19/2018			0.39 (U)					
10/1/2018				0.651			0.601	1.07
10/3/2018			1.23					
10/4/2018					0.558	0.971		
4/1/2019							-0.0724 (U)	0.334
4/2/2019			0.427	0.245 (U)	0.369	0.326 (U)		
9/17/2019			0.767				0.645	0.194 (U)
9/18/2019				0.435 (U)	0.586	0.56 (U)		
2/17/2020								0.38 (U)
2/18/2020			0.231 (U)					
2/25/2020							0.362 (U)	
2/26/2020				0.661	0.746	0.512 (U)		
4/29/2020	1.42	3.65						
7/20/2020	1.54	4.06						
7/27/2020			<5					
7/28/2020				<5	<5	<5		
7/29/2020							<5	<5

Time Series

Constituent: Fluoride (mg/L) Analysis Run 10/20/2020 1:23 PM

Plant Gaston Client: Southern Company Data: Gaston Ash Pond

	GN-AP-MW-1	GN-AP-MW-10	GN-AP-MW-11	GN-AP-MW-12	GN-AP-MW-13	GN-AP-MW-14	GN-AP-MW-15R	GN-AP-MW-16	GN-AP-MW-16V
3/28/2016						0.084 (J)	0.276 (J)		
3/29/2016	0.058 (J)							0.118 (J)	
3/30/2016		0.052 (J)	0.026 (J)	0.039 (J)	0.042 (J)				
5/17/2016		0.088 (J)				0.098 (J)		0.151 (J)	
5/18/2016			0.068 (J)	0.078 (J)	0.08 (J)				
5/19/2016	0.093 (J)						0.313		
7/11/2016						0.086 (J)	0.076 (J)		
7/12/2016	0.092 (J)								
7/13/2016		0.06 (J)	0.049 (J)	0.058 (J)					
7/14/2016					0.06 (J)			0.124 (J)	
8/22/2016							0.067 (J)		
9/12/2016				0.023 (J)	0.028 (J)				
9/13/2016	0.045 (J)	0.019 (J)	0.018 (J)			0.061 (J)		0.089 (J)	
9/14/2016							0.036 (J)		
11/14/2016			<0.1	<0.1	<0.1			0.022 (J)	
11/15/2016	<0.1	<0.1				<0.1	<0.1		
11/16/2016									
1/3/2017							<0.1		
2/27/2017						0.12	0.06 (J)		
2/28/2017	0.07 (J)	<0.1	<0.1	<0.1	0.04 (J)			0.1	
5/22/2017		0.04 (J)	<0.1				0.07 (J)		
5/23/2017	0.08 (J)								
5/24/2017				0.05 (J)	0.05 (J)	0.12		0.12	
6/19/2017	0.08 (J)	0.04 (J)	<0.1					0.13	
6/20/2017							0.07 (J)		
6/21/2017				0.05 (J)	0.05 (J)	0.1			
8/14/2017		0.04 (J)	<0.1	0.04 (J)	0.05 (J)		0.07 (J)	0.12	
8/15/2017	0.08 (J)					0.12			
1/9/2018			<0.1	0.04 (J)	0.05 (J)	0.14	0.08 (J)	0.13	
1/10/2018	0.08 (J)	<0.1							
4/16/2018		0.04 (J)	<0.1	0.04 (J)					
4/17/2018	0.08 (J)								
4/19/2018					0.05 (J)	0.13	0.08 (J)	0.13	
10/1/2018	0.1							0.15	
10/2/2018		0.04 (J)							
10/4/2018			0.04 (J)	0.04 (J)					
10/5/2018					0.05 (J)	0.1	0.1		
12/17/2018									
2/25/2019									0.095 (J)
4/1/2019	0.0791 (J)								
4/3/2019		<0.1	<0.1	<0.1	<0.1	0.106	0.104	0.12	
5/7/2019							0.0937 (J)		
9/16/2019		<0.1	<0.1	0.0538 (J)				0.126	0.0935 (J)
9/17/2019	0.0876 (J)				0.0753 (J)	0.116			
9/18/2019							0.094 (J)		
2/17/2020		0.051 (J)	0.0546 (J)						
2/18/2020				0.0571 (J)					
2/19/2020					0.06 (J)	0.122			
2/25/2020							0.0995 (J)	0.133	0.0992 (J)
2/26/2020									
7/22/2020		<0.1	<0.1						
7/23/2020						0.0954 (J)			

Time Series

Constituent: Fluoride (mg/L) Analysis Run 10/20/2020 1:23 PM

Plant Gaston Client: Southern Company Data: Gaston Ash Pond

	GN-AP-MW-1	GN-AP-MW-10	GN-AP-MW-11	GN-AP-MW-12	GN-AP-MW-13	GN-AP-MW-14	GN-AP-MW-15R	GN-AP-MW-16	GN-AP-MW-16V
7/27/2020				<0.1	<0.1				
7/28/2020							0.0738 (J)	0.124	0.0811 (J)
7/29/2020									

Time Series

Constituent: Fluoride (mg/L) Analysis Run 10/20/2020 1:23 PM

Plant Gaston Client: Southern Company Data: Gaston Ash Pond

	GN-AP-MW-17	GN-AP-MW-17SV
3/28/2016		
3/29/2016	0.221 (J)	
3/30/2016		
5/17/2016	0.241 (J)	
5/18/2016		
5/19/2016		
7/11/2016		
7/12/2016		
7/13/2016		
7/14/2016	0.213 (J)	
8/22/2016		
9/12/2016		
9/13/2016	0.168 (J)	
9/14/2016		
11/14/2016		
11/15/2016		
11/16/2016	0.103 (J)	
1/3/2017		
2/27/2017		
2/28/2017	0.22	
5/22/2017		
5/23/2017		
5/24/2017	0.2	
6/19/2017	0.21	
6/20/2017		
6/21/2017		
8/14/2017	0.22	
8/15/2017		
1/9/2018	0.24	
1/10/2018		
4/16/2018		
4/17/2018		
4/19/2018	0.22	
10/1/2018	0.25	
10/2/2018		
10/4/2018		
10/5/2018		
12/17/2018		0.1
2/25/2019		
4/1/2019		
4/3/2019	0.182	
5/7/2019		
9/16/2019		
9/17/2019	0.187	
9/18/2019		0.12
2/17/2020		
2/18/2020		
2/19/2020		
2/25/2020		
2/26/2020	0.189	0.124
7/22/2020		
7/23/2020		0.131

Time Series

Constituent: Fluoride (mg/L) Analysis Run 10/20/2020 1:23 PM

Plant Gaston Client: Southern Company Data: Gaston Ash Pond

	GN-AP-MW-17	GN-AP-MW-17SV
7/27/2020		
7/28/2020		
7/29/2020	0.185	

Time Series

Constituent: Fluoride (mg/L) Analysis Run 10/20/2020 1:23 PM

Plant Gaston Client: Southern Company Data: Gaston Ash Pond

	GN-AP-MW-17V	GN-AP-MW-18	GN-AP-MW-19	GN-AP-MW-2 (bg)	GN-AP-MW-20	GN-AP-MW-20SV	GN-AP-MW-20V	GN-AP-MW-21	GN-AP-MW-22
3/28/2016			0.083 (J)	0.028 (J)					
3/29/2016		0.04 (J)			0.035 (J)				
5/17/2016		0.079 (J)							
5/18/2016			0.092 (J)	0.064 (J)	0.076 (J)				
7/11/2016				0.054 (J)					
7/13/2016			0.064 (J)		0.053 (J)			0.118 (J)	
7/14/2016									0.096 (J)
7/18/2016		0.058 (J)							
8/22/2016								0.117 (J)	0.088 (J)
9/13/2016			0.03 (J)					0.068 (J)	0.054 (J)
9/14/2016		0.025 (J)		0.016 (J)	0.022 (J)				
11/14/2016		<0.1			<0.1				
11/15/2016								<0.1	<0.1
11/16/2016			<0.1	<0.1					
1/3/2017								<0.1	<0.1
2/27/2017			<0.1						
2/28/2017		0.04 (J)			<0.1				
3/1/2017				<0.1				0.04 (J)	0.06 (J)
5/22/2017			0.04 (J)						
5/23/2017				<0.1				0.04 (J)	0.07 (J)
5/24/2017		0.05 (J)			0.04 (J)				
6/19/2017		0.05 (J)		<0.1	0.04 (J)				
6/20/2017								0.04 (J)	0.06 (J)
6/21/2017			0.05 (J)						
8/14/2017		0.05 (J)	0.04 (J)		0.04 (J)				
8/15/2017				<0.1				<0.1	0.06 (J)
1/9/2018		0.05 (J)			0.04 (J)				0.07 (J)
1/10/2018			0.04 (J)	<0.1				0.06 (J)	
4/17/2018								<0.1	0.06 (J)
4/19/2018		0.05 (J)	0.04 (J)	<0.1	0.04 (J)				
10/1/2018		0.06 (J)			0.05 (J)				
10/2/2018			0.05 (J)						
10/3/2018				0.04 (J)					
10/4/2018								0.07 (J)	0.08 (J)
12/5/2018									
1/2/2019						11			
2/27/2019	0.13						0.0806 (J)		
4/1/2019			0.0563 (J)	<0.1					
4/2/2019								<0.1	0.0613 (J)
4/3/2019		0.0678 (J)			0.0657 (J)				
5/7/2019						0.101			
9/17/2019	0.0925 (J)								
9/18/2019		0.0551 (J)	0.0507 (J)	<0.1	<0.1	0.0879 (J)	0.0523 (J)	0.0749 (J)	0.065 (J)
2/18/2020			0.0557 (J)						
2/19/2020									
2/25/2020		0.0701 (J)			0.0566 (J)	0.0976 (J)	0.0724 (J)		
2/26/2020	0.101							0.0804 (J)	0.0687 (J)
7/21/2020									
7/22/2020		0.0628 (J)			<0.1	0.0955 (J)	<0.1		
7/23/2020	0.0891 (J)								
7/27/2020			<0.1						
7/28/2020								<0.1	<0.1

Time Series

Constituent: Fluoride (mg/L) Analysis Run 10/20/2020 1:23 PM

Plant Gaston Client: Southern Company Data: Gaston Ash Pond

	GN-AP-MW-23D	GN-AP-MW-23S
3/28/2016		
3/29/2016		
5/17/2016		
5/18/2016		
7/11/2016		
7/13/2016		
7/14/2016		
7/18/2016		
8/22/2016		
9/13/2016		
9/14/2016		
11/14/2016		
11/15/2016		
11/16/2016		
1/3/2017		
2/27/2017		
2/28/2017		
3/1/2017		
5/22/2017		
5/23/2017		
5/24/2017		
6/19/2017		
6/20/2017		
6/21/2017		
8/14/2017		
8/15/2017		
1/9/2018		
1/10/2018		
4/17/2018		
4/19/2018		
10/1/2018		
10/2/2018		
10/3/2018		
10/4/2018		
12/5/2018	0.04 (J)	0.05 (J)
1/2/2019		
2/27/2019		
4/1/2019		
4/2/2019		
4/3/2019		
5/7/2019		
9/17/2019		0.0892 (J)
9/18/2019	0.0623 (J)	
2/18/2020		
2/19/2020	<0.1	0.0647 (J)
2/25/2020		
2/26/2020		
7/21/2020	0.0713 (J)	0.0903 (J)
7/22/2020		
7/23/2020		
7/27/2020		
7/28/2020		

Time Series

Constituent: Fluoride (mg/L) Analysis Run 10/20/2020 1:23 PM

Plant Gaston Client: Southern Company Data: Gaston Ash Pond

	GN-AP-MW-26	GN-AP-MW-27	GN-AP-MW-28H	GN-AP-MW-29H	GN-AP-MW-3 (bg)	GN-AP-MW-30H	GN-AP-MW-31VR	GN-AP-MW-32V	GN-AP-MW-33V
3/28/2016					0.032 (J)				
5/17/2016					0.068 (J)				
7/11/2016					0.057 (J)				
9/14/2016					0.017 (J)				
11/16/2016					<0.1				
3/1/2017					<0.1				
5/23/2017					<0.1				
6/19/2017					<0.1				
8/15/2017					<0.1				
1/10/2018					<0.1				
4/19/2018					<0.1				
10/3/2018					<0.1				
12/5/2018		<0.1							
12/6/2018	<0.1								
2/26/2019			0.0777 (J)	0.106					
4/2/2019					<0.1				
9/16/2019			0.0768 (J)						
9/17/2019				0.0669 (J)	<0.1				
9/18/2019	<0.1	0.0618 (J)							
9/26/2019				0.0749 (J)					
10/22/2019						0.187			
2/19/2020	<0.1				<0.1	0.236			
2/25/2020		0.0554 (J)	0.0778 (J)	0.0683 (J)					0.235
2/26/2020								0.143	
4/29/2020							0.269		
7/20/2020								0.169	
7/21/2020		0.0959 (J)							0.313
7/22/2020	<0.1								
7/23/2020						0.17			
7/27/2020					<0.1		0.428		
7/29/2020			0.067 (J)	0.0608 (J)					

Time Series

Constituent: Fluoride (mg/L) Analysis Run 10/20/2020 1:23 PM

Plant Gaston Client: Southern Company Data: Gaston Ash Pond

	GN-AP-MW-34V	GN-AP-MW-35V
3/28/2016		
5/17/2016		
7/11/2016		
9/14/2016		
11/16/2016		
3/1/2017		
5/23/2017		
6/19/2017		
8/15/2017		
1/10/2018		
4/19/2018		
10/3/2018		
12/5/2018		
12/6/2018		
2/26/2019		
4/2/2019		
9/16/2019		
9/17/2019		
9/18/2019		
9/26/2019		
10/22/2019		
2/19/2020	0.13	
2/25/2020		
2/26/2020		
4/29/2020		0.141
7/20/2020		
7/21/2020	0.118	0.157
7/22/2020		
7/23/2020		
7/27/2020		
7/29/2020		

Time Series

Constituent: Fluoride (mg/L) Analysis Run 10/20/2020 1:23 PM

Plant Gaston Client: Southern Company Data: Gaston Ash Pond

	GN-AP-MW-36V	GN-AP-MW-37V	GN-AP-MW-4	GN-AP-MW-5	GN-AP-MW-6	GN-AP-MW-7	GN-AP-MW-8	GN-AP-MW-9	GN-AP-PW-18-3
3/29/2016							0.104 (J)		
3/30/2016			0.023 (J)	0.048 (J)	0.056 (J)	0.034 (J)			
4/4/2016								0.109 (J)	
5/17/2016			0.065 (J)						
5/19/2016					0.09 (J)	0.072 (J)			
5/23/2016				0.076 (J)			0.131 (J)	0.1 (J)	
7/11/2016			0.054 (J)						
7/12/2016							0.105 (J)	0.11 (J)	
7/13/2016					0.067 (J)	0.054 (J)			
7/14/2016				0.058 (J)					
9/13/2016				0.025 (J)	0.026 (J)	0.021 (J)	0.057 (J)	0.075 (J)	
9/14/2016			0.014 (J)						
11/15/2016				<0.1	<0.1	<0.1	<0.1	0.023 (J)	
11/16/2016			<0.1						
2/28/2017			<0.1				0.07 (J)	0.11	
3/1/2017				0.04 (J)	<0.1	<0.1			
5/23/2017				0.05 (J)	0.04 (J)	0.04 (J)			
5/24/2017			<0.1				0.09 (J)	0.11	
6/20/2017				0.06 (J)	0.05 (J)	0.04 (J)	0.08 (J)	0.12	
6/21/2017			<0.1						
8/15/2017			<0.1	0.05 (J)	0.04 (J)	0.04 (J)	0.09 (J)		
8/16/2017								<0.1 (U*)	
1/9/2018				0.04 (J)					
1/10/2018			<0.1		0.04 (J)	0.04 (J)	0.11	0.12	
4/17/2018				0.04 (J)	0.04 (J)	<0.1	0.09 (J)	0.12	
4/19/2018			<0.1						
10/1/2018				0.05 (J)			0.12	0.14	
10/3/2018			<0.1						
10/4/2018					0.05 (J)	0.05 (J)			
1/2/2019									0.13
4/1/2019							0.0956 (J)	0.136	
4/2/2019			<0.1	0.0555 (J)	0.0586 (J)	0.052 (J)			
9/17/2019			<0.1				0.0971 (J)	0.128	
9/18/2019				0.0568 (J)	0.0634 (J)	0.0578 (J)			
2/17/2020								0.15	
2/18/2020			0.0506 (J)						
2/25/2020							0.0898 (J)		
2/26/2020				0.0647 (J)	<0.1	0.0523 (J)			
4/29/2020	0.397	0.164							
7/20/2020	0.407	0.158							
7/27/2020			<0.1						
7/28/2020				<0.1	<0.1	<0.1			
7/29/2020							0.0742 (J)	0.116	

Time Series

Constituent: Fluoride (mg/L) Analysis Run 10/20/2020 1:23 PM

Plant Gaston Client: Southern Company Data: Gaston Ash Pond

	GN-AP-PW-18-6B	GN-AP-PW-18-9
3/29/2016		
3/30/2016		
4/4/2016		
5/17/2016		
5/19/2016		
5/23/2016		
7/11/2016		
7/12/2016		
7/13/2016		
7/14/2016		
9/13/2016		
9/14/2016		
11/15/2016		
11/16/2016		
2/28/2017		
3/1/2017		
5/23/2017		
5/24/2017		
6/20/2017		
6/21/2017		
8/15/2017		
8/16/2017		
1/9/2018		
1/10/2018		
4/17/2018		
4/19/2018		
10/1/2018		
10/3/2018		
10/4/2018		
1/2/2019	0.04 (J)	<0.1
4/1/2019		
4/2/2019		
9/17/2019		
9/18/2019		
2/17/2020		
2/18/2020		
2/25/2020		
2/26/2020		
4/29/2020		
7/20/2020		
7/27/2020		
7/28/2020		
7/29/2020		

Time Series

Constituent: Lead (mg/L) Analysis Run 10/20/2020 1:23 PM

Plant Gaston Client: Southern Company Data: Gaston Ash Pond

	GN-AP-MW-1	GN-AP-MW-10	GN-AP-MW-11	GN-AP-MW-12	GN-AP-MW-13	GN-AP-MW-14	GN-AP-MW-15R	GN-AP-MW-16	GN-AP-MW-16V
3/28/2016						0.0202 (o)	<0.005		
3/29/2016	<0.005							<0.005	
3/30/2016		<0.005	<0.005	<0.005	<0.005				
5/17/2016		<0.005				0.00114 (J)		<0.005	
5/18/2016			<0.005	<0.005	<0.005				
5/19/2016	<0.005						<0.005		
7/11/2016						<0.005	<0.005		
7/12/2016	<0.005								
7/13/2016		<0.005	<0.005	<0.005					
7/14/2016					<0.005			<0.005	
8/22/2016							<0.005		
9/12/2016				<0.005	<0.005				
9/13/2016	<0.005	<0.005	<0.005			<0.005		<0.005	
9/14/2016							<0.005		
11/14/2016			<0.005	<0.005	<0.005			<0.005	
11/15/2016	<0.005	<0.005				<0.005	<0.005		
11/16/2016									
1/3/2017							<0.005		
2/27/2017						<0.005	<0.005		
2/28/2017	<0.005	<0.005	<0.005	<0.005	<0.005			<0.005	
5/22/2017		<0.005	<0.005				<0.005		
5/23/2017	<0.005								
5/24/2017				<0.005	<0.005	<0.005		<0.005	
6/19/2017	<0.005	<0.005	<0.005					<0.005	
6/20/2017							<0.005		
6/21/2017				<0.005	<0.005	<0.005			
1/9/2018			<0.005	<0.005	<0.005	<0.005	<0.005	<0.005	
1/10/2018	<0.005	<0.005							
4/16/2018		<0.005	<0.005	<0.005					
4/17/2018	<0.005								
4/19/2018					<0.005	<0.005	<0.005	<0.005	
10/1/2018	<0.005							<0.005	
10/2/2018		<0.005							
10/4/2018			<0.005	<0.005					
10/5/2018					<0.005	<0.005	<0.005		
12/17/2018									
2/25/2019									<0.005
4/1/2019	<0.005								
4/3/2019		<0.005	<0.005	<0.005	<0.005	<0.005	<0.005	<0.005	
5/7/2019							<0.005		
9/16/2019		<0.005	<0.005	<0.005				<0.005	<0.005
9/17/2019	<0.005				<0.005	<0.005			
9/18/2019							<0.005		
2/17/2020		<0.005	<0.005						
2/18/2020				<0.005					
2/19/2020					<0.005	<0.005			
2/25/2020							<0.005	<0.005	<0.005
2/26/2020									
7/22/2020		<0.005	<0.005						
7/23/2020						<0.005			
7/27/2020				<0.005	<0.005				
7/28/2020							<0.005	<0.005	<0.005

Time Series

Constituent: Lead (mg/L) Analysis Run 10/20/2020 1:23 PM

Plant Gaston Client: Southern Company Data: Gaston Ash Pond

	GN-AP-MW-1	GN-AP-MW-10	GN-AP-MW-11	GN-AP-MW-12	GN-AP-MW-13	GN-AP-MW-14	GN-AP-MW-15R	GN-AP-MW-16	GN-AP-MW-16V
7/29/2020									

Time Series

Constituent: Lead (mg/L) Analysis Run 10/20/2020 1:23 PM

Plant Gaston Client: Southern Company Data: Gaston Ash Pond

	GN-AP-MW-17	GN-AP-MW-17SV
3/28/2016		
3/29/2016	<0.005	
3/30/2016		
5/17/2016	<0.005	
5/18/2016		
5/19/2016		
7/11/2016		
7/12/2016		
7/13/2016		
7/14/2016	<0.005	
8/22/2016		
9/12/2016		
9/13/2016	<0.005	
9/14/2016		
11/14/2016		
11/15/2016		
11/16/2016	<0.005	
1/3/2017		
2/27/2017		
2/28/2017	<0.005	
5/22/2017		
5/23/2017		
5/24/2017	<0.005	
6/19/2017	<0.005	
6/20/2017		
6/21/2017		
1/9/2018	<0.005	
1/10/2018		
4/16/2018		
4/17/2018		
4/19/2018	<0.005	
10/1/2018	<0.005	
10/2/2018		
10/4/2018		
10/5/2018		
12/17/2018		<0.005
2/25/2019		
4/1/2019		
4/3/2019	<0.005	
5/7/2019		
9/16/2019		
9/17/2019	<0.005	
9/18/2019		<0.005
2/17/2020		
2/18/2020		
2/19/2020		
2/25/2020		
2/26/2020	<0.005	<0.005
7/22/2020		
7/23/2020		<0.005
7/27/2020		
7/28/2020		

Time Series

Constituent: Lead (mg/L) Analysis Run 10/20/2020 1:23 PM

Plant Gaston Client: Southern Company Data: Gaston Ash Pond

	GN-AP-MW-17	GN-AP-MW-17SV
7/29/2020	<0.005	

Time Series

Constituent: Lead (mg/L) Analysis Run 10/20/2020 1:23 PM

Plant Gaston Client: Southern Company Data: Gaston Ash Pond

	GN-AP-MW-17V	GN-AP-MW-18	GN-AP-MW-19	GN-AP-MW-2 (bg)	GN-AP-MW-20	GN-AP-MW-20SV	GN-AP-MW-20V	GN-AP-MW-21	GN-AP-MW-22
3/28/2016			<0.005	<0.005					
3/29/2016		<0.005			<0.005				
5/17/2016		<0.005							
5/18/2016			<0.005	<0.005	<0.005				
7/11/2016				<0.005					
7/13/2016			<0.005		<0.005			<0.005	
7/14/2016									<0.005
7/18/2016		<0.005							
8/22/2016								<0.005	<0.005
9/13/2016			<0.005					<0.005	<0.005
9/14/2016		<0.005		<0.005	<0.005				
11/14/2016		<0.005			<0.005				
11/15/2016								<0.005	<0.005
11/16/2016			<0.005	<0.005					
1/3/2017								<0.005	<0.005
2/27/2017			<0.005						
2/28/2017		<0.005			<0.005				
3/1/2017				<0.005				<0.005	<0.005
5/22/2017			<0.005						
5/23/2017				<0.005				<0.005	<0.005
5/24/2017		<0.005			<0.005				
6/19/2017		<0.005		<0.005	<0.005				
6/20/2017								<0.005	<0.005
6/21/2017			<0.005						
1/9/2018		<0.005			<0.005				<0.005
1/10/2018			<0.005	<0.005				<0.005	
4/17/2018								<0.005	<0.005
4/19/2018		<0.005	<0.005	<0.005	<0.005				
10/1/2018		<0.005			<0.005				
10/2/2018			<0.005						
10/3/2018				<0.005					
10/4/2018								<0.005	<0.005
12/5/2018									
12/13/2018						<0.005			
2/27/2019	<0.005						<0.005		
4/1/2019			<0.005	<0.005					
4/2/2019								<0.005	<0.005
4/3/2019		<0.005			<0.005				
9/17/2019	<0.005								
9/18/2019		<0.005	<0.005	<0.005	<0.005	<0.005	<0.005	<0.005	<0.005
2/18/2020			<0.005						
2/19/2020									
2/25/2020		<0.005			<0.005	<0.005	<0.005		
2/26/2020	<0.005							<0.005	<0.005
7/21/2020									
7/22/2020		<0.005			<0.005	<0.005	<0.005		
7/23/2020	<0.005								
7/27/2020			<0.005						
7/28/2020								<0.005	<0.005

Time Series

Constituent: Lead (mg/L) Analysis Run 10/20/2020 1:23 PM

Plant Gaston Client: Southern Company Data: Gaston Ash Pond

	GN-AP-MW-23D	GN-AP-MW-23S
3/28/2016		
3/29/2016		
5/17/2016		
5/18/2016		
7/11/2016		
7/13/2016		
7/14/2016		
7/18/2016		
8/22/2016		
9/13/2016		
9/14/2016		
11/14/2016		
11/15/2016		
11/16/2016		
1/3/2017		
2/27/2017		
2/28/2017		
3/1/2017		
5/22/2017		
5/23/2017		
5/24/2017		
6/19/2017		
6/20/2017		
6/21/2017		
1/9/2018		
1/10/2018		
4/17/2018		
4/19/2018		
10/1/2018		
10/2/2018		
10/3/2018		
10/4/2018		
12/5/2018	<0.005	<0.005
12/13/2018		
2/27/2019		
4/1/2019		
4/2/2019		
4/3/2019		
9/17/2019		<0.005
9/18/2019	<0.005	
2/18/2020		
2/19/2020	<0.005	<0.005
2/25/2020		
2/26/2020		
7/21/2020	<0.005	<0.005
7/22/2020		
7/23/2020		
7/27/2020		
7/28/2020		

Time Series

Constituent: Lead (mg/L) Analysis Run 10/20/2020 1:23 PM

Plant Gaston Client: Southern Company Data: Gaston Ash Pond

	GN-AP-MW-26	GN-AP-MW-27	GN-AP-MW-28H	GN-AP-MW-29H	GN-AP-MW-3 (bg)	GN-AP-MW-30H	GN-AP-MW-31VR	GN-AP-MW-32V	GN-AP-MW-33V
3/28/2016					0.00128 (J)				
5/17/2016					<0.005				
7/11/2016					<0.005				
9/14/2016					<0.005				
11/16/2016					<0.005				
3/1/2017					<0.005				
5/23/2017					<0.005				
6/19/2017					<0.005				
1/10/2018					<0.005				
4/19/2018					<0.005				
10/3/2018					<0.005				
12/5/2018		<0.005							
12/6/2018	<0.005								
2/26/2019			<0.005	<0.005					
4/2/2019					<0.005				
9/16/2019			<0.005						
9/17/2019				<0.005	<0.005				
9/18/2019	<0.005	<0.005							
9/26/2019				<0.005					
10/22/2019						<0.005			
2/19/2020	<0.005				<0.005	<0.005			
2/25/2020		<0.005	<0.005	<0.005					<0.005
2/26/2020								<0.005	
4/29/2020							<0.005		
7/20/2020								<0.005	
7/21/2020		<0.005							<0.005
7/22/2020	<0.005								
7/23/2020						<0.005			
7/27/2020					<0.005		<0.005		
7/29/2020			<0.005	<0.005					

Time Series

Constituent: Lead (mg/L) Analysis Run 10/20/2020 1:23 PM

Plant Gaston Client: Southern Company Data: Gaston Ash Pond

	GN-AP-MW-34V	GN-AP-MW-35V
3/28/2016		
5/17/2016		
7/11/2016		
9/14/2016		
11/16/2016		
3/1/2017		
5/23/2017		
6/19/2017		
1/10/2018		
4/19/2018		
10/3/2018		
12/5/2018		
12/6/2018		
2/26/2019		
4/2/2019		
9/16/2019		
9/17/2019		
9/18/2019		
9/26/2019		
10/22/2019		
2/19/2020	<0.005	
2/25/2020		
2/26/2020		
4/29/2020		<0.005
7/20/2020		
7/21/2020	<0.005	<0.005
7/22/2020		
7/23/2020		
7/27/2020		
7/29/2020		

Time Series

Constituent: Lead (mg/L) Analysis Run 10/20/2020 1:23 PM

Plant Gaston Client: Southern Company Data: Gaston Ash Pond

	GN-AP-MW-36V	GN-AP-MW-37V	GN-AP-MW-4	GN-AP-MW-5	GN-AP-MW-6	GN-AP-MW-7	GN-AP-MW-8	GN-AP-MW-9	GN-AP-PW-18-3
3/29/2016							<0.005		
3/30/2016			0.00247 (J)	<0.005	<0.005	<0.005			
4/4/2016								<0.005	
5/17/2016			<0.005						
5/19/2016					<0.005	<0.005			
5/23/2016				<0.005			<0.005	<0.005	
7/11/2016			<0.005						
7/12/2016							<0.005	<0.005	
7/13/2016					<0.005	<0.005			
7/14/2016				<0.005					
9/13/2016				<0.005	<0.005	<0.005	<0.005	<0.005	
9/14/2016			<0.005						
11/15/2016				<0.005	<0.005	<0.005	<0.005	<0.005	
11/16/2016			<0.005						
2/28/2017			<0.005				<0.005	<0.005	
3/1/2017				<0.005	<0.005	<0.005			
5/23/2017				<0.005	<0.005	<0.005			
5/24/2017			<0.005				<0.005	<0.005	
6/20/2017				<0.005	<0.005	<0.005	<0.005	<0.005	
6/21/2017			<0.005						
1/9/2018				<0.005					
1/10/2018			<0.005		<0.005	<0.005	<0.005	<0.005	
4/17/2018				<0.005	<0.005	<0.005	<0.005	<0.005	
4/19/2018			<0.005						
10/1/2018				<0.005			<0.005	<0.005	
10/3/2018			<0.005						
10/4/2018					<0.005	<0.005			
12/11/2018									<0.005
4/1/2019							<0.005	<0.005	
4/2/2019			<0.005	<0.005	<0.005	<0.005			
9/17/2019			<0.005				<0.005	<0.005	
9/18/2019				<0.005	<0.005	<0.005			
2/17/2020								<0.005	
2/18/2020			<0.005						
2/25/2020							<0.005		
2/26/2020				<0.005	<0.005	<0.005			
4/29/2020	<0.005	<0.005							
7/20/2020	<0.005	<0.005							
7/27/2020			<0.005						
7/28/2020				<0.005	<0.005	<0.005			
7/29/2020							<0.005	<0.005	

Time Series

Constituent: Lead (mg/L) Analysis Run 10/20/2020 1:23 PM

Plant Gaston Client: Southern Company Data: Gaston Ash Pond

	GN-AP-PW-18-6B	GN-AP-PW-18-9
3/29/2016		
3/30/2016		
4/4/2016		
5/17/2016		
5/19/2016		
5/23/2016		
7/11/2016		
7/12/2016		
7/13/2016		
7/14/2016		
9/13/2016		
9/14/2016		
11/15/2016		
11/16/2016		
2/28/2017		
3/1/2017		
5/23/2017		
5/24/2017		
6/20/2017		
6/21/2017		
1/9/2018		
1/10/2018		
4/17/2018		
4/19/2018		
10/1/2018		
10/3/2018		
10/4/2018		
12/11/2018	<0.005	<0.005
4/1/2019		
4/2/2019		
9/17/2019		
9/18/2019		
2/17/2020		
2/18/2020		
2/25/2020		
2/26/2020		
4/29/2020		
7/20/2020		
7/27/2020		
7/28/2020		
7/29/2020		

Time Series

Constituent: Lithium (mg/L) Analysis Run 10/20/2020 1:23 PM

Plant Gaston Client: Southern Company Data: Gaston Ash Pond

	GN-AP-MW-1	GN-AP-MW-10	GN-AP-MW-11	GN-AP-MW-12	GN-AP-MW-13	GN-AP-MW-14	GN-AP-MW-15R	GN-AP-MW-16	GN-AP-MW-16V
3/28/2016						0.0107 (J)	<0.02		
3/29/2016	0.0182 (J)							0.0774	
3/30/2016		<0.02	<0.02	<0.02	<0.02				
5/17/2016		<0.02				<0.02		0.0738	
5/18/2016			<0.02	<0.02	<0.02				
5/19/2016	<0.02						<0.02		
7/11/2016						<0.02	0.0133 (J)		
7/12/2016	<0.02								
7/13/2016		<0.02	<0.02	<0.02					
7/14/2016					<0.02			0.0788	
8/22/2016							0.0167 (J)		
9/12/2016				<0.02	<0.02				
9/13/2016	<0.02	<0.02	<0.02			<0.02		0.0748	
9/14/2016							0.019 (J)		
11/14/2016			<0.02	<0.02	<0.02			0.0851	
11/15/2016	<0.02	<0.02				<0.02	0.024 (J)		
11/16/2016									
1/3/2017							0.0305 (J)		
2/27/2017						<0.02	0.038 (J)		
2/28/2017	<0.02	<0.02	<0.02	<0.02	<0.02			0.0766	
5/22/2017		<0.02	<0.02				0.0451 (J)		
5/23/2017	<0.02								
5/24/2017				<0.02	<0.02	<0.02		0.0722	
6/19/2017	<0.02	<0.02	<0.02					0.0693	
6/20/2017							0.043 (J)		
6/21/2017				<0.02	<0.02	<0.02			
1/9/2018			<0.02	<0.02	<0.02	<0.02	0.0595	0.0781	
1/10/2018	<0.02	<0.02							
4/16/2018		<0.02	<0.02	<0.02					
4/17/2018	<0.02								
4/19/2018					<0.02	<0.02	0.0793	0.0752	
10/1/2018	<0.02							0.076	
10/2/2018		<0.02							
10/4/2018			<0.02	<0.02					
10/5/2018					<0.02	<0.02	0.113		
12/17/2018									
2/25/2019									0.298
4/1/2019	<0.02								
4/3/2019		<0.02	<0.02	<0.02	<0.02	<0.02	0.149	0.0814	
5/7/2019							0.164		
9/16/2019		<0.02	<0.02	<0.02				0.0926	0.312
9/17/2019	<0.02				<0.02	<0.02			
9/18/2019							0.186		
2/17/2020		<0.02	<0.02						
2/18/2020				<0.02					
2/19/2020					<0.02	<0.02			
2/25/2020							0.0848	0.0951	0.318
2/26/2020									
7/22/2020		<0.02	<0.02						
7/23/2020						<0.02			
7/27/2020				<0.02	<0.02				
7/28/2020							0.0559	0.0903	0.307

Time Series

Constituent: Lithium (mg/L) Analysis Run 10/20/2020 1:23 PM

Plant Gaston Client: Southern Company Data: Gaston Ash Pond

	GN-AP-MW-1	GN-AP-MW-10	GN-AP-MW-11	GN-AP-MW-12	GN-AP-MW-13	GN-AP-MW-14	GN-AP-MW-15R	GN-AP-MW-16	GN-AP-MW-16V
7/29/2020									

Time Series

Constituent: Lithium (mg/L) Analysis Run 10/20/2020 1:23 PM

Plant Gaston Client: Southern Company Data: Gaston Ash Pond

	GN-AP-MW-17	GN-AP-MW-17SV
3/28/2016		
3/29/2016	0.646	
3/30/2016		
5/17/2016	0.613	
5/18/2016		
5/19/2016		
7/11/2016		
7/12/2016		
7/13/2016		
7/14/2016	0.616	
8/22/2016		
9/12/2016		
9/13/2016	0.592	
9/14/2016		
11/14/2016		
11/15/2016		
11/16/2016	0.603	
1/3/2017		
2/27/2017		
2/28/2017	0.562	
5/22/2017		
5/23/2017		
5/24/2017	0.561	
6/19/2017	0.543	
6/20/2017		
6/21/2017		
1/9/2018	0.621	
1/10/2018		
4/16/2018		
4/17/2018		
4/19/2018	0.591	
10/1/2018	0.628	
10/2/2018		
10/4/2018		
10/5/2018		
12/17/2018		0.0898
2/25/2019		
4/1/2019		
4/3/2019	0.716	
5/7/2019		
9/16/2019		
9/17/2019	0.785	
9/18/2019		0.129
2/17/2020		
2/18/2020		
2/19/2020		
2/25/2020		
2/26/2020	0.752	0.193
7/22/2020		
7/23/2020		0.153
7/27/2020		
7/28/2020		

Time Series

Constituent: Lithium (mg/L) Analysis Run 10/20/2020 1:23 PM

Plant Gaston Client: Southern Company Data: Gaston Ash Pond

	GN-AP-MW-17	GN-AP-MW-17SV
7/29/2020	0.731	

Time Series

Constituent: Lithium (mg/L) Analysis Run 10/20/2020 1:23 PM

Plant Gaston Client: Southern Company Data: Gaston Ash Pond

	GN-AP-MW-17V	GN-AP-MW-18	GN-AP-MW-19	GN-AP-MW-2 (bg)	GN-AP-MW-20	GN-AP-MW-20SV	GN-AP-MW-20V	GN-AP-MW-21	GN-AP-MW-22
3/28/2016			<0.02	<0.02					
3/29/2016		0.0396 (J)			0.118				
5/17/2016		0.04 (J)							
5/18/2016			<0.02	<0.02	0.12				
7/11/2016				<0.02					
7/13/2016			<0.02		0.135			<0.02	
7/14/2016									<0.02
7/18/2016		0.0439 (J)							
8/22/2016								<0.02	<0.02
9/13/2016			<0.02					<0.02	<0.02
9/14/2016		0.0371 (J)		<0.02	0.115				
11/14/2016		0.0398 (J)			0.114				
11/15/2016								<0.02	<0.02
11/16/2016			<0.02	<0.02					
1/3/2017								<0.02	<0.02
2/27/2017			<0.02						
2/28/2017		0.032 (J)			0.0991				
3/1/2017				<0.02				<0.02	<0.02
5/22/2017			<0.02						
5/23/2017				<0.02				<0.02	<0.02
5/24/2017		0.0331 (J)			0.103				
6/19/2017		0.0342 (J)		<0.02	0.104				
6/20/2017								<0.02	<0.02
6/21/2017			<0.02						
1/9/2018		0.0382 (J)			0.112				<0.02
1/10/2018			<0.02	<0.02				<0.02	
4/17/2018								<0.02	<0.02
4/19/2018		0.0358 (J)	<0.02	<0.02	0.106				
10/1/2018		0.0386			0.11				
10/2/2018			<0.02						
10/3/2018				<0.02					
10/4/2018								<0.02	<0.02
12/5/2018									
12/13/2018						<0.02			
2/27/2019	0.364						0.0372		
4/1/2019			<0.02	<0.02					
4/2/2019								<0.02	<0.02
4/3/2019		0.0393			0.115				
9/17/2019	0.432								
9/18/2019		0.0492	<0.02	<0.02	0.131	0.0108 (J)	0.0399	<0.02	<0.02
2/18/2020			<0.02						
2/19/2020									
2/25/2020		0.0465			0.137	0.0117 (J)	0.0421		
2/26/2020	0.465							<0.02	<0.02
7/21/2020									
7/22/2020		0.0507			0.125	<0.02	0.0423		
7/23/2020	0.405								
7/27/2020			<0.02						
7/28/2020								<0.02	<0.02

Time Series

Constituent: Lithium (mg/L) Analysis Run 10/20/2020 1:23 PM

Plant Gaston Client: Southern Company Data: Gaston Ash Pond

	GN-AP-MW-23D	GN-AP-MW-23S
3/28/2016		
3/29/2016		
5/17/2016		
5/18/2016		
7/11/2016		
7/13/2016		
7/14/2016		
7/18/2016		
8/22/2016		
9/13/2016		
9/14/2016		
11/14/2016		
11/15/2016		
11/16/2016		
1/3/2017		
2/27/2017		
2/28/2017		
3/1/2017		
5/22/2017		
5/23/2017		
5/24/2017		
6/19/2017		
6/20/2017		
6/21/2017		
1/9/2018		
1/10/2018		
4/17/2018		
4/19/2018		
10/1/2018		
10/2/2018		
10/3/2018		
10/4/2018		
12/5/2018	<0.02	<0.02
12/13/2018		
2/27/2019		
4/1/2019		
4/2/2019		
4/3/2019		
9/17/2019		<0.02
9/18/2019	<0.02	
2/18/2020		
2/19/2020	<0.02	<0.02
2/25/2020		
2/26/2020		
7/21/2020	<0.02	<0.02
7/22/2020		
7/23/2020		
7/27/2020		
7/28/2020		

Time Series

Constituent: Lithium (mg/L) Analysis Run 10/20/2020 1:23 PM

Plant Gaston Client: Southern Company Data: Gaston Ash Pond

	GN-AP-MW-26	GN-AP-MW-27	GN-AP-MW-28H	GN-AP-MW-29H	GN-AP-MW-3 (bg)	GN-AP-MW-30H	GN-AP-MW-31VR	GN-AP-MW-32V	GN-AP-MW-33V
3/28/2016					<0.02				
5/17/2016					<0.02				
7/11/2016					<0.02				
9/14/2016					<0.02				
11/16/2016					<0.02				
3/1/2017					<0.02				
5/23/2017					<0.02				
6/19/2017					<0.02				
1/10/2018					<0.02				
4/19/2018					<0.02				
10/3/2018					<0.02				
12/5/2018		<0.02							
12/6/2018	<0.02								
2/26/2019			0.132	0.277					
4/2/2019					<0.02				
9/16/2019			0.141						
9/17/2019				0.289	<0.02				
9/18/2019	<0.02	<0.02							
9/26/2019				0.302					
10/22/2019						<0.02			
2/19/2020	<0.02				<0.02	0.0107 (J)			
2/25/2020		<0.02	0.14	0.307					0.164
2/26/2020								0.0717	
4/29/2020							<0.02		
7/20/2020								0.0659	
7/21/2020		<0.02							0.127
7/22/2020	<0.02								
7/23/2020						<0.02			
7/27/2020					<0.02		<0.02		
7/29/2020			0.147	0.303					

Time Series

Constituent: Lithium (mg/L) Analysis Run 10/20/2020 1:23 PM

Plant Gaston Client: Southern Company Data: Gaston Ash Pond

	GN-AP-MW-34V	GN-AP-MW-35V
3/28/2016		
5/17/2016		
7/11/2016		
9/14/2016		
11/16/2016		
3/1/2017		
5/23/2017		
6/19/2017		
1/10/2018		
4/19/2018		
10/3/2018		
12/5/2018		
12/6/2018		
2/26/2019		
4/2/2019		
9/16/2019		
9/17/2019		
9/18/2019		
9/26/2019		
10/22/2019		
2/19/2020	0.038	
2/25/2020		
2/26/2020		
4/29/2020		<0.02
7/20/2020		
7/21/2020	0.0378	<0.02
7/22/2020		
7/23/2020		
7/27/2020		
7/29/2020		

Time Series

Constituent: Lithium (mg/L) Analysis Run 10/20/2020 1:23 PM

Plant Gaston Client: Southern Company Data: Gaston Ash Pond

	GN-AP-MW-36V	GN-AP-MW-37V	GN-AP-MW-4	GN-AP-MW-5	GN-AP-MW-6	GN-AP-MW-7	GN-AP-MW-8	GN-AP-MW-9	GN-AP-PW-18-3
3/29/2016							<0.02		
3/30/2016			0.015 (J)	0.0307 (J)	<0.02	<0.02			
4/4/2016								<0.02	
5/17/2016			<0.02						
5/19/2016					<0.02	<0.02			
5/23/2016				0.0374 (J)			<0.02	<0.02	
7/11/2016			<0.02						
7/12/2016							<0.02	<0.02	
7/13/2016					<0.02	<0.02			
7/14/2016				0.0499 (J)					
9/13/2016				0.0438 (J)	<0.02	<0.02	<0.02	<0.02	
9/14/2016			<0.02						
11/15/2016				0.0494 (J)	<0.02	<0.02	<0.02	<0.02	
11/16/2016			<0.02						
2/28/2017			<0.02				<0.02	<0.02	
3/1/2017				0.0426 (J)	<0.02	<0.02			
5/23/2017				0.0416 (J)	<0.02	<0.02			
5/24/2017			<0.02				<0.02	<0.02	
6/20/2017				0.0376 (J)	<0.02	<0.02	<0.02	<0.02	
6/21/2017			<0.02						
1/9/2018				0.0461 (J)					
1/10/2018			<0.02		<0.02	<0.02	<0.02	<0.02	
4/17/2018				0.0319 (J)	<0.02	<0.02	<0.02	<0.02	
4/19/2018			<0.02						
10/1/2018				0.0482			<0.02	<0.02	
10/3/2018			<0.02						
10/4/2018					<0.02	<0.02			
12/11/2018									1.84
4/1/2019							<0.02	<0.02	
4/2/2019			<0.02	0.0242	<0.02	<0.02			
9/17/2019			<0.02				<0.02	<0.02	
9/18/2019				0.043	<0.02	<0.02			
2/17/2020								<0.02	
2/18/2020			<0.02						
2/25/2020							<0.02		
2/26/2020				<0.02	<0.02	<0.02			
4/29/2020	0.0284	0.0377							
7/20/2020	0.0358	0.0522							
7/27/2020			<0.02						
7/28/2020				0.0361	<0.02	<0.02			
7/29/2020							<0.02	<0.02	

Time Series

Constituent: Lithium (mg/L) Analysis Run 10/20/2020 1:23 PM

Plant Gaston Client: Southern Company Data: Gaston Ash Pond

	GN-AP-PW-18-6B	GN-AP-PW-18-9
3/29/2016		
3/30/2016		
4/4/2016		
5/17/2016		
5/19/2016		
5/23/2016		
7/11/2016		
7/12/2016		
7/13/2016		
7/14/2016		
9/13/2016		
9/14/2016		
11/15/2016		
11/16/2016		
2/28/2017		
3/1/2017		
5/23/2017		
5/24/2017		
6/20/2017		
6/21/2017		
1/9/2018		
1/10/2018		
4/17/2018		
4/19/2018		
10/1/2018		
10/3/2018		
10/4/2018		
12/11/2018	2.73	2.19
4/1/2019		
4/2/2019		
9/17/2019		
9/18/2019		
2/17/2020		
2/18/2020		
2/25/2020		
2/26/2020		
4/29/2020		
7/20/2020		
7/27/2020		
7/28/2020		
7/29/2020		

Time Series

Constituent: Mercury (mg/L) Analysis Run 10/20/2020 1:23 PM

Plant Gaston Client: Southern Company Data: Gaston Ash Pond

	GN-AP-MW-1	GN-AP-MW-10	GN-AP-MW-11	GN-AP-MW-12	GN-AP-MW-13	GN-AP-MW-14	GN-AP-MW-15R	GN-AP-MW-16	GN-AP-MW-16V
3/28/2016						<0.0005	<0.0005		
3/29/2016	<0.0005							<0.0005	
3/30/2016		<0.0005	<0.0005	<0.0005	<0.0005				
5/17/2016		<0.0005				<0.0005		<0.0005	
5/18/2016			<0.0005	<0.0005	<0.0005				
5/19/2016	<0.0005						<0.0005		
7/11/2016						<0.0005	<0.0005		
7/12/2016	<0.0005								
7/13/2016		<0.0005	<0.0005	<0.0005					
7/14/2016					<0.0005			<0.0005	
8/22/2016							<0.0005		
9/12/2016				<0.0005	<0.0005				
9/13/2016	<0.0005	<0.0005	<0.0005			<0.0005		<0.0005	
9/14/2016							<0.0005		
11/14/2016			<0.0005	<0.0005	<0.0005			<0.0005	
11/15/2016	<0.0005	<0.0005				<0.0005	<0.0005		
11/16/2016									
1/3/2017							<0.0005		
2/27/2017						<0.0005	<0.0005		
2/28/2017	<0.0005	<0.0005	<0.0005	<0.0005	<0.0005			<0.0005	
5/22/2017		<0.0005	<0.0005				<0.0005		
5/23/2017	<0.0005								
5/24/2017				<0.0005	<0.0005	<0.0005		<0.0005	
6/19/2017	<0.0005	<0.0005	<0.0005					<0.0005	
6/20/2017							<0.0005		
6/21/2017				<0.0005	<0.0005	<0.0005			
1/9/2018			<0.0005	<0.0005	<0.0005	<0.0005	<0.0005	<0.0005	
1/10/2018	<0.0005	<0.0005							
4/16/2018		<0.0005	<0.0005	<0.0005					
4/17/2018	<0.0005								
4/19/2018					<0.0005	<0.0005	<0.0005	<0.0005	
10/1/2018	<0.0005							<0.0005	
10/2/2018		<0.0005							
10/4/2018			<0.0005	<0.0005					
10/5/2018					<0.0005	<0.0005	<0.0005		
12/17/2018									
2/25/2019									<0.0005
4/1/2019	<0.0005								
4/3/2019		<0.0005	<0.0005	<0.0005	<0.0005	<0.0005	<0.0005	<0.0005	
5/7/2019							<0.0005		
9/16/2019		<0.0005	<0.0005	<0.0005				<0.0005	<0.0005
9/17/2019	<0.0005				<0.0005	<0.0005			
9/18/2019							<0.0005		
2/17/2020		<0.0005	<0.0005						
2/18/2020				<0.0005					
2/19/2020					<0.0005	<0.0005			
2/25/2020							<0.0005	<0.0005	<0.0005
2/26/2020									
7/22/2020		<0.0005	<0.0005						
7/23/2020						<0.0005			
7/27/2020				<0.0005	<0.0005				
7/28/2020							<0.0005	<0.0005	<0.0005

Time Series

Constituent: Mercury (mg/L) Analysis Run 10/20/2020 1:23 PM

Plant Gaston Client: Southern Company Data: Gaston Ash Pond

	GN-AP-MW-1	GN-AP-MW-10	GN-AP-MW-11	GN-AP-MW-12	GN-AP-MW-13	GN-AP-MW-14	GN-AP-MW-15R	GN-AP-MW-16	GN-AP-MW-16V
7/29/2020									

Time Series

Constituent: Mercury (mg/L) Analysis Run 10/20/2020 1:23 PM

Plant Gaston Client: Southern Company Data: Gaston Ash Pond

	GN-AP-MW-17	GN-AP-MW-17SV
3/28/2016		
3/29/2016	<0.0005	
3/30/2016		
5/17/2016	<0.0005	
5/18/2016		
5/19/2016		
7/11/2016		
7/12/2016		
7/13/2016		
7/14/2016	<0.0005	
8/22/2016		
9/12/2016		
9/13/2016	<0.0005	
9/14/2016		
11/14/2016		
11/15/2016		
11/16/2016	<0.0005	
1/3/2017		
2/27/2017		
2/28/2017	<0.0005	
5/22/2017		
5/23/2017		
5/24/2017	<0.0005	
6/19/2017	<0.0005	
6/20/2017		
6/21/2017		
1/9/2018	<0.0005	
1/10/2018		
4/16/2018		
4/17/2018		
4/19/2018	<0.0005	
10/1/2018	<0.0005	
10/2/2018		
10/4/2018		
10/5/2018		
12/17/2018		<0.0005
2/25/2019		
4/1/2019		
4/3/2019	<0.0005	
5/7/2019		
9/16/2019		
9/17/2019	<0.0005	
9/18/2019		<0.0005
2/17/2020		
2/18/2020		
2/19/2020		
2/25/2020		
2/26/2020	<0.0005	<0.0005
7/22/2020		
7/23/2020		<0.0005
7/27/2020		
7/28/2020		

Time Series

Constituent: Mercury (mg/L) Analysis Run 10/20/2020 1:23 PM

Plant Gaston Client: Southern Company Data: Gaston Ash Pond

	GN-AP-MW-17	GN-AP-MW-17SV
7/29/2020	<0.0005	

Time Series

Constituent: Mercury (mg/L) Analysis Run 10/20/2020 1:23 PM

Plant Gaston Client: Southern Company Data: Gaston Ash Pond

	GN-AP-MW-17V	GN-AP-MW-18	GN-AP-MW-19	GN-AP-MW-2 (bg)	GN-AP-MW-20	GN-AP-MW-20SV	GN-AP-MW-20V	GN-AP-MW-21	GN-AP-MW-22
3/28/2016			<0.0005	<0.0005					
3/29/2016		<0.0005			<0.0005				
5/17/2016		<0.0005							
5/18/2016			<0.0005	<0.0005	<0.0005				
7/11/2016				<0.0005					
7/13/2016			<0.0005		<0.0005			<0.0005	
7/14/2016									<0.0005
7/18/2016		<0.0005							
8/22/2016								<0.0005	<0.0005
9/13/2016			<0.0005					<0.0005	<0.0005
9/14/2016		<0.0005		<0.0005	<0.0005				
11/14/2016		<0.0005			<0.0005				
11/15/2016								<0.0005	<0.0005
11/16/2016			<0.0005	<0.0005					
1/3/2017								<0.0005	<0.0005
2/27/2017			<0.0005						
2/28/2017		<0.0005			<0.0005				
3/1/2017				<0.0005				<0.0005	<0.0005
5/22/2017			<0.0005						
5/23/2017				<0.0005				<0.0005	<0.0005
5/24/2017		<0.0005			<0.0005				
6/19/2017		<0.0005		<0.0005	<0.0005				
6/20/2017								<0.0005	<0.0005
6/21/2017			<0.0005						
1/9/2018		<0.0005			<0.0005				<0.0005
1/10/2018			<0.0005	<0.0005				<0.0005	
4/17/2018								<0.0005	<0.0005
4/19/2018		<0.0005	<0.0005	<0.0005	<0.0005				
10/1/2018		<0.0005			<0.0005				
10/2/2018			<0.0005						
10/3/2018				<0.0005					
10/4/2018								<0.0005	<0.0005
12/5/2018									
12/13/2018						<0.0005			
2/27/2019	<0.0005						<0.0005		
4/1/2019			<0.0005	<0.0005					
4/2/2019								<0.0005	<0.0005
4/3/2019		<0.0005			<0.0005				
9/17/2019	<0.0005								
9/18/2019		<0.0005	<0.0005	<0.0005	<0.0005	<0.0005	<0.0005	<0.0005	<0.0005
2/18/2020			<0.0005						
2/19/2020									
2/25/2020		<0.0005			<0.0005	<0.0005	<0.0005		
2/26/2020	<0.0005							<0.0005	<0.0005
7/21/2020									
7/22/2020		<0.0005			<0.0005	<0.0005	<0.0005		
7/23/2020	<0.0005								
7/27/2020			<0.0005						
7/28/2020								<0.0005	<0.0005

Time Series

Constituent: Mercury (mg/L) Analysis Run 10/20/2020 1:23 PM

Plant Gaston Client: Southern Company Data: Gaston Ash Pond

	GN-AP-MW-23D	GN-AP-MW-23S
3/28/2016		
3/29/2016		
5/17/2016		
5/18/2016		
7/11/2016		
7/13/2016		
7/14/2016		
7/18/2016		
8/22/2016		
9/13/2016		
9/14/2016		
11/14/2016		
11/15/2016		
11/16/2016		
1/3/2017		
2/27/2017		
2/28/2017		
3/1/2017		
5/22/2017		
5/23/2017		
5/24/2017		
6/19/2017		
6/20/2017		
6/21/2017		
1/9/2018		
1/10/2018		
4/17/2018		
4/19/2018		
10/1/2018		
10/2/2018		
10/3/2018		
10/4/2018		
12/5/2018	<0.0005	<0.0005
12/13/2018		
2/27/2019		
4/1/2019		
4/2/2019		
4/3/2019		
9/17/2019		<0.0005
9/18/2019	<0.0005	
2/18/2020		
2/19/2020	<0.0005	<0.0005
2/25/2020		
2/26/2020		
7/21/2020	<0.0005	<0.0005
7/22/2020		
7/23/2020		
7/27/2020		
7/28/2020		

Time Series

Constituent: Mercury (mg/L) Analysis Run 10/20/2020 1:23 PM

Plant Gaston Client: Southern Company Data: Gaston Ash Pond

	GN-AP-MW-26	GN-AP-MW-27	GN-AP-MW-28H	GN-AP-MW-29H	GN-AP-MW-3 (bg)	GN-AP-MW-30H	GN-AP-MW-31VR	GN-AP-MW-32V	GN-AP-MW-33V
3/28/2016					<0.0005				
5/17/2016					<0.0005				
7/11/2016					<0.0005				
9/14/2016					<0.0005				
11/16/2016					<0.0005				
3/1/2017					<0.0005				
5/23/2017					<0.0005				
6/19/2017					<0.0005				
1/10/2018					<0.0005				
4/19/2018					<0.0005				
10/3/2018					<0.0005				
12/5/2018		<0.0005							
12/6/2018	<0.0005								
2/26/2019			<0.0005	<0.0005					
4/2/2019					<0.0005				
9/16/2019			<0.0005						
9/17/2019				<0.0005	<0.0005				
9/18/2019	<0.0005	<0.0005							
9/26/2019				<0.0005					
10/22/2019						<0.0005			
2/19/2020	<0.0005				<0.0005	<0.0005			
2/25/2020		<0.0005	<0.0005	<0.0005					<0.0005
2/26/2020								<0.0005	
4/29/2020							<0.0005		
7/20/2020								<0.0005	
7/21/2020		<0.0005							<0.0005
7/22/2020	<0.0005								
7/23/2020						<0.0005			
7/27/2020					<0.0005		<0.0005		
7/29/2020			<0.0005	<0.0005					

Time Series

Constituent: Mercury (mg/L) Analysis Run 10/20/2020 1:23 PM

Plant Gaston Client: Southern Company Data: Gaston Ash Pond

	GN-AP-MW-34V	GN-AP-MW-35V
3/28/2016		
5/17/2016		
7/11/2016		
9/14/2016		
11/16/2016		
3/1/2017		
5/23/2017		
6/19/2017		
1/10/2018		
4/19/2018		
10/3/2018		
12/5/2018		
12/6/2018		
2/26/2019		
4/2/2019		
9/16/2019		
9/17/2019		
9/18/2019		
9/26/2019		
10/22/2019		
2/19/2020	<0.0005	
2/25/2020		
2/26/2020		
4/29/2020		<0.0005
7/20/2020		
7/21/2020	<0.0005	<0.0005
7/22/2020		
7/23/2020		
7/27/2020		
7/29/2020		

Time Series

Constituent: Mercury (mg/L) Analysis Run 10/20/2020 1:23 PM

Plant Gaston Client: Southern Company Data: Gaston Ash Pond

	GN-AP-MW-36V	GN-AP-MW-37V	GN-AP-MW-4	GN-AP-MW-5	GN-AP-MW-6	GN-AP-MW-7	GN-AP-MW-8	GN-AP-MW-9	GN-AP-PW-18-3
3/29/2016							<0.0005		
3/30/2016			0.000278 (J)	<0.0005	<0.0005	<0.0005			
4/4/2016								<0.0005	
5/17/2016			<0.0005						
5/19/2016					<0.0005	<0.0005			
5/23/2016				<0.0005			<0.0005	<0.0005	
7/11/2016			<0.0005						
7/12/2016							<0.0005	<0.0005	
7/13/2016					<0.0005	<0.0005			
7/14/2016				<0.0005					
9/13/2016				<0.0005	<0.0005	<0.0005	<0.0005	<0.0005	
9/14/2016			<0.0005						
11/15/2016				<0.0005	<0.0005	<0.0005	<0.0005	<0.0005	
11/16/2016			<0.0005						
2/28/2017			<0.0005				<0.0005	<0.0005	
3/1/2017				<0.0005	<0.0005	<0.0005			
5/23/2017				<0.0005	<0.0005	<0.0005			
5/24/2017			<0.0005				<0.0005	<0.0005	
6/20/2017				<0.0005	<0.0005	<0.0005	<0.0005	<0.0005	
6/21/2017			<0.0005						
1/9/2018				<0.0005					
1/10/2018			<0.0005		<0.0005	<0.0005	<0.0005	<0.0005	
4/17/2018				<0.0005	<0.0005	<0.0005	<0.0005	<0.0005	
4/19/2018			<0.0005						
10/1/2018				<0.0005			<0.0005	<0.0005	
10/3/2018			<0.0005						
10/4/2018					<0.0005	<0.0005			
12/11/2018									<0.0005
4/1/2019							<0.0005	<0.0005	
4/2/2019			<0.0005	<0.0005	<0.0005	<0.0005			
9/17/2019			<0.0005				<0.0005	<0.0005	
9/18/2019				<0.0005	<0.0005	<0.0005			
2/17/2020								<0.0005	
2/18/2020			<0.0005						
2/25/2020							<0.0005		
2/26/2020				<0.0005	<0.0005	<0.0005			
4/29/2020	<0.0005	<0.0005							
7/20/2020	<0.0005	<0.0005							
7/27/2020			<0.0005						
7/28/2020				<0.0005	<0.0005	<0.0005			
7/29/2020							<0.0005	<0.0005	

Time Series

Constituent: Mercury (mg/L) Analysis Run 10/20/2020 1:23 PM

Plant Gaston Client: Southern Company Data: Gaston Ash Pond

	GN-AP-PW-18-6B	GN-AP-PW-18-9
3/29/2016		
3/30/2016		
4/4/2016		
5/17/2016		
5/19/2016		
5/23/2016		
7/11/2016		
7/12/2016		
7/13/2016		
7/14/2016		
9/13/2016		
9/14/2016		
11/15/2016		
11/16/2016		
2/28/2017		
3/1/2017		
5/23/2017		
5/24/2017		
6/20/2017		
6/21/2017		
1/9/2018		
1/10/2018		
4/17/2018		
4/19/2018		
10/1/2018		
10/3/2018		
10/4/2018		
12/11/2018	<0.0005	<0.0005
4/1/2019		
4/2/2019		
9/17/2019		
9/18/2019		
2/17/2020		
2/18/2020		
2/25/2020		
2/26/2020		
4/29/2020		
7/20/2020		
7/27/2020		
7/28/2020		
7/29/2020		

Time Series

Constituent: Molybdenum (mg/L) Analysis Run 10/20/2020 1:23 PM

Plant Gaston Client: Southern Company Data: Gaston Ash Pond

	GN-AP-MW-1	GN-AP-MW-10	GN-AP-MW-11	GN-AP-MW-12	GN-AP-MW-13	GN-AP-MW-14	GN-AP-MW-15R	GN-AP-MW-16	GN-AP-MW-16V
3/28/2016						<0.01	0.0126		
3/29/2016	0.0463							0.288	
3/30/2016		<0.01	<0.01	<0.01	<0.01				
5/17/2016		<0.01				<0.01		0.269	
5/18/2016			<0.01	<0.01	<0.01				
5/19/2016	0.0326						0.0142		
7/11/2016						0.00361 (J)	0.0542		
7/12/2016	0.0164								
7/13/2016		<0.01	<0.01	<0.01					
7/14/2016					<0.01			0.305	
8/22/2016							0.0577		
9/12/2016				<0.01	<0.01				
9/13/2016	0.0072 (J)	<0.01	<0.01			<0.01		0.306	
9/14/2016							0.0627		
11/14/2016			<0.01	<0.01	<0.01			0.305	
11/15/2016	0.00598 (J)	<0.01				<0.01	0.0712		
11/16/2016									
1/3/2017							0.0788		
2/27/2017						<0.01	0.121		
2/28/2017	0.00869 (J)	<0.01	<0.01	<0.01	<0.01			0.368	
5/22/2017		<0.01	<0.01				0.117		
5/23/2017	0.0132								
5/24/2017				<0.01	<0.01	<0.01		0.275	
6/19/2017	0.0128	<0.01	<0.01					0.26	
6/20/2017							0.121		
6/21/2017				<0.01	<0.01	<0.01			
1/9/2018			<0.01	<0.01	<0.01	<0.01	0.138	0.316	
1/10/2018	0.0153	<0.01							
4/16/2018		<0.01	<0.01	<0.01					
4/17/2018	0.0124								
4/19/2018					<0.01	<0.01	0.141	0.275	
10/1/2018	0.0131							0.267	
10/2/2018		<0.01							
10/4/2018			<0.01	<0.01					
10/5/2018					<0.01	<0.01	0.214		
12/17/2018									
2/25/2019									0.667
4/1/2019	0.0191								
4/3/2019		<0.01	<0.01	<0.01	<0.01	<0.01	0.433	0.311	
5/7/2019							0.292		
9/16/2019		<0.01	<0.01	<0.01				0.32	0.625
9/17/2019	0.017				<0.01	<0.01			
9/18/2019							0.307		
2/17/2020		<0.01	<0.01						
2/18/2020				<0.01					
2/19/2020					<0.01	<0.01			
2/25/2020							0.209	0.343	0.629
2/26/2020									
7/22/2020		<0.01	<0.01						
7/23/2020						<0.01			
7/27/2020				<0.01	<0.01				
7/28/2020							0.167	0.328	0.628

Time Series

Constituent: Molybdenum (mg/L) Analysis Run 10/20/2020 1:23 PM

Plant Gaston Client: Southern Company Data: Gaston Ash Pond

	GN-AP-MW-1	GN-AP-MW-10	GN-AP-MW-11	GN-AP-MW-12	GN-AP-MW-13	GN-AP-MW-14	GN-AP-MW-15R	GN-AP-MW-16	GN-AP-MW-16V
7/29/2020									

Time Series

Constituent: Molybdenum (mg/L) Analysis Run 10/20/2020 1:23 PM

Plant Gaston Client: Southern Company Data: Gaston Ash Pond

	GN-AP-MW-17	GN-AP-MW-17SV
3/28/2016		
3/29/2016	2.19	
3/30/2016		
5/17/2016	2.24	
5/18/2016		
5/19/2016		
7/11/2016		
7/12/2016		
7/13/2016		
7/14/2016	2.1	
8/22/2016		
9/12/2016		
9/13/2016	2.3	
9/14/2016		
11/14/2016		
11/15/2016		
11/16/2016	1.92	
1/3/2017		
2/27/2017		
2/28/2017	2.6	
5/22/2017		
5/23/2017		
5/24/2017	1.77	
6/19/2017	1.9	
6/20/2017		
6/21/2017		
1/9/2018	2.14	
1/10/2018		
4/16/2018		
4/17/2018		
4/19/2018	1.87	
10/1/2018	1.95	
10/2/2018		
10/4/2018		
10/5/2018		
12/17/2018		0.455
2/25/2019		
4/1/2019		
4/3/2019	2.33	
5/7/2019		
9/16/2019		
9/17/2019	2.33	
9/18/2019		0.801
2/17/2020		
2/18/2020		
2/19/2020		
2/25/2020		
2/26/2020	2.83	1.02
7/22/2020		
7/23/2020		0.968
7/27/2020		
7/28/2020		

Time Series

Constituent: Molybdenum (mg/L) Analysis Run 10/20/2020 1:23 PM

Plant Gaston Client: Southern Company Data: Gaston Ash Pond

	GN-AP-MW-17	GN-AP-MW-17SV
7/29/2020	2.79	

Time Series

Constituent: Molybdenum (mg/L) Analysis Run 10/20/2020 1:23 PM

Plant Gaston Client: Southern Company Data: Gaston Ash Pond

	GN-AP-MW-17V	GN-AP-MW-18	GN-AP-MW-19	GN-AP-MW-2 (bg)	GN-AP-MW-20	GN-AP-MW-20SV	GN-AP-MW-20V	GN-AP-MW-21	GN-AP-MW-22
3/28/2016			0.0157	0.00274 (J)					
3/29/2016		0.017			0.637				
5/17/2016		0.0167							
5/18/2016			0.0125	<0.01	0.657				
7/11/2016				<0.01					
7/13/2016			0.0138		0.774			0.0119	
7/14/2016									0.0633
7/18/2016		0.0161							
8/22/2016								0.00256 (J)	0.0436
9/13/2016			0.0127					0.00628 (J)	0.069
9/14/2016		0.0183		<0.01	0.725				
11/14/2016		0.0171			0.63				
11/15/2016								0.0105	0.094
11/16/2016			0.0118	0.00215 (J)					
1/3/2017								0.0131	0.0783
2/27/2017			0.0145						
2/28/2017		0.0209			0.767				
3/1/2017				<0.01				0.00593 (J)	0.0627
5/22/2017			0.0122						
5/23/2017				<0.01				0.00491 (J)	0.0684
5/24/2017		0.0168			0.623				
6/19/2017		0.0173		<0.01	0.667				
6/20/2017								0.00392 (J)	0.0637
6/21/2017			0.0123						
1/9/2018		0.0211			0.803				0.0789
1/10/2018			0.0127	<0.01				0.0126	
4/17/2018								0.00623 (J)	0.0638
4/19/2018		0.0186	0.0111	<0.01	0.689				
10/1/2018		0.0192			0.775				
10/2/2018			0.0113						
10/3/2018				<0.01					
10/4/2018								0.0159	0.0698
12/5/2018									
12/13/2018						0.118			
2/27/2019	1.82						0.287		
4/1/2019			0.0132	<0.01					
4/2/2019								0.00611 (J)	0.0703
4/3/2019		0.0214			0.803				
9/17/2019	1.73								
9/18/2019		0.0243	0.0128	<0.01	0.837	0.264	0.271	0.0172	0.0895
2/18/2020			0.0129						
2/19/2020									
2/25/2020		0.0228			0.813	0.257	0.281		
2/26/2020	1.89							0.0139	0.0691
7/21/2020									
7/22/2020		0.0244			0.784	0.147	0.288		
7/23/2020	1.99								
7/27/2020			0.0133						
7/28/2020								0.00969 (J)	0.0677

Time Series

Constituent: Molybdenum (mg/L) Analysis Run 10/20/2020 1:23 PM

Plant Gaston Client: Southern Company Data: Gaston Ash Pond

	GN-AP-MW-23D	GN-AP-MW-23S
3/28/2016		
3/29/2016		
5/17/2016		
5/18/2016		
7/11/2016		
7/13/2016		
7/14/2016		
7/18/2016		
8/22/2016		
9/13/2016		
9/14/2016		
11/14/2016		
11/15/2016		
11/16/2016		
1/3/2017		
2/27/2017		
2/28/2017		
3/1/2017		
5/22/2017		
5/23/2017		
5/24/2017		
6/19/2017		
6/20/2017		
6/21/2017		
1/9/2018		
1/10/2018		
4/17/2018		
4/19/2018		
10/1/2018		
10/2/2018		
10/3/2018		
10/4/2018		
12/5/2018	0.00995 (J)	0.0169
12/13/2018		
2/27/2019		
4/1/2019		
4/2/2019		
4/3/2019		
9/17/2019		0.0142
9/18/2019	0.0054 (J)	
2/18/2020		
2/19/2020	0.0077 (J)	0.0274
2/25/2020		
2/26/2020		
7/21/2020	0.00231 (J)	0.0181
7/22/2020		
7/23/2020		
7/27/2020		
7/28/2020		

Time Series

Constituent: Molybdenum (mg/L) Analysis Run 10/20/2020 1:23 PM

Plant Gaston Client: Southern Company Data: Gaston Ash Pond

	GN-AP-MW-26	GN-AP-MW-27	GN-AP-MW-28H	GN-AP-MW-29H	GN-AP-MW-3 (bg)	GN-AP-MW-30H	GN-AP-MW-31VR	GN-AP-MW-32V	GN-AP-MW-33V
3/28/2016					0.00652 (J)				
5/17/2016					0.00651 (J)				
7/11/2016					0.00691 (J)				
9/14/2016					0.0074 (J)				
11/16/2016					0.00663 (J)				
3/1/2017					0.00856 (J)				
5/23/2017					0.00689 (J)				
6/19/2017					0.00687 (J)				
1/10/2018					0.00806 (J)				
4/19/2018					0.00659 (J)				
10/3/2018					0.00669 (J)				
12/5/2018		0.00824 (J)							
12/6/2018	<0.01								
2/26/2019			0.465	1.08					
4/2/2019					0.00766 (J)				
9/16/2019			0.469						
9/17/2019				1.04	0.00644 (J)				
9/18/2019	<0.01	0.0187							
9/26/2019				0.936					
10/22/2019						0.00346 (J)			
2/19/2020	<0.01				0.00575 (J)	0.00389 (J)			
2/25/2020		0.00511 (J)	0.464	1.09					0.126
2/26/2020								0.259	
4/29/2020							0.0456		
7/20/2020								0.0857	
7/21/2020		0.0141							0.0306
7/22/2020	0.0027 (J)								
7/23/2020						0.00248 (J)			
7/27/2020					0.0058 (J)		0.0199		
7/29/2020			0.483	0.999					

Time Series

Constituent: Molybdenum (mg/L) Analysis Run 10/20/2020 1:23 PM

Plant Gaston Client: Southern Company Data: Gaston Ash Pond

	GN-AP-MW-34V	GN-AP-MW-35V
3/28/2016		
5/17/2016		
7/11/2016		
9/14/2016		
11/16/2016		
3/1/2017		
5/23/2017		
6/19/2017		
1/10/2018		
4/19/2018		
10/3/2018		
12/5/2018		
12/6/2018		
2/26/2019		
4/2/2019		
9/16/2019		
9/17/2019		
9/18/2019		
9/26/2019		
10/22/2019		
2/19/2020	0.344	
2/25/2020		
2/26/2020		
4/29/2020		0.0266
7/20/2020		
7/21/2020	0.352	0.0268
7/22/2020		
7/23/2020		
7/27/2020		
7/29/2020		

Time Series

Constituent: Molybdenum (mg/L) Analysis Run 10/20/2020 1:23 PM

Plant Gaston Client: Southern Company Data: Gaston Ash Pond

	GN-AP-MW-36V	GN-AP-MW-37V	GN-AP-MW-4	GN-AP-MW-5	GN-AP-MW-6	GN-AP-MW-7	GN-AP-MW-8	GN-AP-MW-9	GN-AP-PW-18-3
3/29/2016							0.0042 (J)		
3/30/2016			<0.01	0.205	0.0186	<0.01			
4/4/2016								0.00344 (J)	
5/17/2016			<0.01						
5/19/2016					0.0188	<0.01			
5/23/2016				0.257			0.00283 (J)	0.00306 (J)	
7/11/2016			<0.01						
7/12/2016							<0.01	<0.01	
7/13/2016					0.017	<0.01			
7/14/2016				0.273					
9/13/2016				0.313	0.00943 (J)	<0.01	<0.01	<0.01	
9/14/2016			<0.01						
11/15/2016				0.314	0.00741 (J)	<0.01	<0.01	<0.01	
11/16/2016			<0.01						
2/28/2017			<0.01				<0.01	<0.01	
3/1/2017				0.344	0.0146	<0.01			
5/23/2017				0.287	0.00996 (J)	<0.01			
5/24/2017			<0.01				<0.01	0.00364 (J)	
6/20/2017				0.265	0.0148	<0.01	<0.01	0.00282 (J)	
6/21/2017			<0.01						
1/9/2018				0.352					
1/10/2018			<0.01		0.0122	<0.01	<0.01	<0.01	
4/17/2018				0.135	0.0146	<0.01	<0.01	<0.01	
4/19/2018			<0.01						
10/1/2018				0.294			<0.01	<0.01	
10/3/2018			<0.01						
10/4/2018					0.0101	<0.01			
12/11/2018									2.93
4/1/2019							<0.01	<0.01	
4/2/2019			<0.01	0.164	0.0166	<0.01			
9/17/2019			<0.01				<0.01	<0.01	
9/18/2019				0.261	0.0138	<0.01			
2/17/2020								<0.01	
2/18/2020			<0.01						
2/25/2020							<0.01		
2/26/2020				0.0546	0.0157	<0.01			
4/29/2020	0.0994	0.208							
7/20/2020	0.0698	0.213							
7/27/2020			<0.01						
7/28/2020				0.215	0.0185	<0.01			
7/29/2020							<0.01	<0.01	

Time Series

Constituent: Molybdenum (mg/L) Analysis Run 10/20/2020 1:23 PM

Plant Gaston Client: Southern Company Data: Gaston Ash Pond

	GN-AP-PW-18-6B	GN-AP-PW-18-9
3/29/2016		
3/30/2016		
4/4/2016		
5/17/2016		
5/19/2016		
5/23/2016		
7/11/2016		
7/12/2016		
7/13/2016		
7/14/2016		
9/13/2016		
9/14/2016		
11/15/2016		
11/16/2016		
2/28/2017		
3/1/2017		
5/23/2017		
5/24/2017		
6/20/2017		
6/21/2017		
1/9/2018		
1/10/2018		
4/17/2018		
4/19/2018		
10/1/2018		
10/3/2018		
10/4/2018		
12/11/2018	3.36	4.75
4/1/2019		
4/2/2019		
9/17/2019		
9/18/2019		
2/17/2020		
2/18/2020		
2/25/2020		
2/26/2020		
4/29/2020		
7/20/2020		
7/27/2020		
7/28/2020		
7/29/2020		

Time Series

Constituent: pH (pH) Analysis Run 10/20/2020 1:23 PM

Plant Gaston Client: Southern Company Data: Gaston Ash Pond

	GN-AP-MW-1	GN-AP-MW-10	GN-AP-MW-11	GN-AP-MW-12	GN-AP-MW-13	GN-AP-MW-14	GN-AP-MW-15R	GN-AP-MW-16	GN-AP-MW-16V
3/28/2016						7.34	7.43		
3/29/2016	7.39							8.15	
3/30/2016		7.45	7.63	7.39	7.27				
5/17/2016		7.68				7.22		8.18	
5/18/2016			7.64	7.34	7.37				
5/19/2016	7.35						7.43		
7/11/2016						7.32	7.58		
7/12/2016	7.46								
7/13/2016		7.71	7.84	7.52					
7/14/2016					7.51			8.23	
8/22/2016							7.56		
9/12/2016				7.39	7.39				
9/13/2016	7.43	7.53	7.69			7.35		8.25	
9/14/2016							7.52		
11/14/2016			7.7	7.42	7.37			8.31	
11/15/2016	7.42	7.53				7.32	7.57		
11/16/2016									
1/3/2017							7.62		
2/27/2017						7.38	7.52		
2/28/2017	7.36	7.58	7.79	7.46	7.32			8.31	
5/22/2017		7.51	7.72				7.52		
5/23/2017	7.33								
5/24/2017				7.39	7.44	7.41		8.22	
6/19/2017	7.34	7.53	7.73					8.18	
6/20/2017							7.46		
6/21/2017				7.36	7.39	7.26			
8/14/2017		7.52	7.67	7.36	7.39		7.57	8.32	
8/15/2017	7.31					7.33			
1/9/2018			7.82	7.45	7.5	7.5	7.64	8.21	
1/10/2018	7.36	7.64							
4/16/2018		7.54	7.71	7.36					
4/17/2018	7.24								
4/19/2018					7.38	7.48	7.51	8.28	
10/1/2018	7.36							8.14	
10/2/2018		7.54							
10/4/2018			7.71	7.37					
10/5/2018					7.25	7.05	7.33		
12/17/2018									
2/25/2019									8.67
4/1/2019	7.41								
4/3/2019		7.6	7.75	7.37	7.41	7.43	7.7	8.3	
5/7/2019							7.57		
5/9/2019	7.33								
9/16/2019		7.6	7.71	7.44				7.94	8.32
9/17/2019	7.62				7.45	7.3			
9/18/2019							7.5		
10/8/2019		7.59	7.74						
2/17/2020		7.61	7.74						
2/18/2020				7.42					
2/19/2020					7.42	7.52			
2/25/2020							7.64	8.38	8.61
2/26/2020									

Time Series

Constituent: pH (pH) Analysis Run 10/20/2020 1:23 PM

Plant Gaston Client: Southern Company Data: Gaston Ash Pond

	GN-AP-MW-1	GN-AP-MW-10	GN-AP-MW-11	GN-AP-MW-12	GN-AP-MW-13	GN-AP-MW-14	GN-AP-MW-15R	GN-AP-MW-16	GN-AP-MW-16V
7/22/2020		7.64	7.76						
7/23/2020						7.44			
7/27/2020				7.47	7.48				
7/28/2020							7.5	8.02	8.09
7/29/2020									

Time Series

Constituent: pH (pH) Analysis Run 10/20/2020 1:24 PM

Plant Gaston Client: Southern Company Data: Gaston Ash Pond

	GN-AP-MW-17	GN-AP-MW-17SV
3/28/2016		
3/29/2016	9.66	
3/30/2016		
5/17/2016	9.56	
5/18/2016		
5/19/2016		
7/11/2016		
7/12/2016		
7/13/2016		
7/14/2016	9.63	
8/22/2016		
9/12/2016		
9/13/2016	9.57	
9/14/2016		
11/14/2016		
11/15/2016		
11/16/2016	9.59	
1/3/2017		
2/27/2017		
2/28/2017	9.56	
5/22/2017		
5/23/2017		
5/24/2017	9.71	
6/19/2017	9.67	
6/20/2017		
6/21/2017		
8/14/2017	9.62	
8/15/2017		
1/9/2018	9.77	
1/10/2018		
4/16/2018		
4/17/2018		
4/19/2018	9.59	
10/1/2018	9.48	
10/2/2018		
10/4/2018		
10/5/2018		
12/17/2018		7.16
2/25/2019		
4/1/2019		
4/3/2019	9.56	
5/7/2019		
5/9/2019		
9/16/2019		
9/17/2019	9.18	
9/18/2019		7.13
10/8/2019		
2/17/2020		
2/18/2020		
2/19/2020		
2/25/2020		
2/26/2020	9.61	7.55

Time Series

Constituent: pH (pH) Analysis Run 10/20/2020 1:24 PM

Plant Gaston Client: Southern Company Data: Gaston Ash Pond

	GN-AP-MW-17	GN-AP-MW-17SV
7/22/2020		
7/23/2020		7.54
7/27/2020		
7/28/2020		
7/29/2020	9.38	

Time Series

Constituent: pH (pH) Analysis Run 10/20/2020 1:24 PM

Plant Gaston Client: Southern Company Data: Gaston Ash Pond

	GN-AP-MW-17V	GN-AP-MW-18	GN-AP-MW-19	GN-AP-MW-2 (bg)	GN-AP-MW-20	GN-AP-MW-20SV	GN-AP-MW-20V	GN-AP-MW-21	GN-AP-MW-22
3/28/2016			7.24	7.79					
3/29/2016		6.95			7.96				
5/17/2016		6.87							
5/18/2016			7.5	7.73	7.88				
7/11/2016				7.99					
7/13/2016			7.63		7.92			7.83	
7/14/2016									7.74
7/18/2016		6.85							
8/22/2016								7.86	7.55
9/13/2016			7.53					7.75	7.63
9/14/2016		6.9		7.75	7.85				
11/14/2016		6.89			7.84				
11/15/2016								7.66	7.74
11/16/2016			7.55	7.64					
1/3/2017								7.57	7.69
2/27/2017			7.53						
2/28/2017		6.83			7.81				
3/1/2017				7.65				7.53	7.47
5/22/2017			7.5						
5/23/2017				7.67				7.78	7.5
5/24/2017		6.87			7.65				
6/19/2017		6.89		7.65	7.79				
6/20/2017								7.82	7.37
6/21/2017			7.51						
8/14/2017		6.89	7.43		7.82				
8/15/2017				7.69				7.73	7.26
1/9/2018		6.95			7.87				7.49
1/10/2018			7.5	7.8				7.67	
4/17/2018								7.66	7.33
4/19/2018		6.89	7.5	7.54	7.85				
10/1/2018		6.89			7.82				
10/2/2018			7.57						
10/3/2018				7.68					
10/4/2018								7.51	7.47
12/5/2018									
12/13/2018						7.23			
1/2/2019						6.85			
2/27/2019	8.78						8.45		
4/1/2019			7.58	7.76					
4/2/2019								7.67	7.33
4/3/2019		6.9			7.45				
5/7/2019						7.11			
9/17/2019	8.66								
9/18/2019		6.86	7.6	7.69	7.9	7.14	8.32	7.15	7.21
2/18/2020			7.64						
2/19/2020									
2/25/2020		6.89			7.9	7.16	8.31		
2/26/2020	8.84							7.43	7.33
7/21/2020									
7/22/2020		6.54			7.84	7.18	8.25		
7/23/2020	8.49								
7/27/2020			7.56						

Time Series

Constituent: pH (pH) Analysis Run 10/20/2020 1:24 PM

Plant Gaston Client: Southern Company Data: Gaston Ash Pond

	GN-AP-MW-17V	GN-AP-MW-18	GN-AP-MW-19	GN-AP-MW-2 (bg)	GN-AP-MW-20	GN-AP-MW-20SV	GN-AP-MW-20V	GN-AP-MW-21	GN-AP-MW-22
7/28/2020								7.58	7.43

Time Series

Constituent: pH (pH) Analysis Run 10/20/2020 1:24 PM

Plant Gaston Client: Southern Company Data: Gaston Ash Pond

	GN-AP-MW-23D	GN-AP-MW-23S
3/28/2016		
3/29/2016		
5/17/2016		
5/18/2016		
7/11/2016		
7/13/2016		
7/14/2016		
7/18/2016		
8/22/2016		
9/13/2016		
9/14/2016		
11/14/2016		
11/15/2016		
11/16/2016		
1/3/2017		
2/27/2017		
2/28/2017		
3/1/2017		
5/22/2017		
5/23/2017		
5/24/2017		
6/19/2017		
6/20/2017		
6/21/2017		
8/14/2017		
8/15/2017		
1/9/2018		
1/10/2018		
4/17/2018		
4/19/2018		
10/1/2018		
10/2/2018		
10/3/2018		
10/4/2018		
12/5/2018	8.29	7.18
12/13/2018		
1/2/2019	8.04	7.2
2/27/2019		
4/1/2019		
4/2/2019		
4/3/2019		
5/7/2019		
9/17/2019		6.88
9/18/2019	7.72	
2/18/2020		
2/19/2020	7.92	7.36
2/25/2020		
2/26/2020		
7/21/2020	7.63	7.28
7/22/2020		
7/23/2020		
7/27/2020		

Time Series

Constituent: pH (pH) Analysis Run 10/20/2020 1:24 PM

Plant Gaston Client: Southern Company Data: Gaston Ash Pond

	GN-AP-MW-23D	GN-AP-MW-23S
7/28/2020		

Time Series

Constituent: pH (pH) Analysis Run 10/20/2020 1:24 PM

Plant Gaston Client: Southern Company Data: Gaston Ash Pond

	GN-AP-MW-26	GN-AP-MW-27	GN-AP-MW-28H	GN-AP-MW-29H	GN-AP-MW-3 (bg)	GN-AP-MW-30H	GN-AP-MW-31VR	GN-AP-MW-32V	GN-AP-MW-33V
3/28/2016					7.82				
5/17/2016					7.79				
7/11/2016					7.96				
9/14/2016					7.79				
11/16/2016					7.72				
3/1/2017					7.68				
5/23/2017					7.69				
6/19/2017					7.67				
8/15/2017					7.73				
1/10/2018					7.84				
4/19/2018					7.69				
10/3/2018					7.7				
12/5/2018		6.82							
12/6/2018	7.23								
1/3/2019	7.57	6.76							
2/26/2019			8.31	8.61					
4/2/2019					7.8				
9/16/2019			8.22						
9/17/2019					7.8				
9/18/2019	7.49	6.68							
9/26/2019				8.47					
2/19/2020	7.54				7.8	7.22			
2/25/2020		6.7	8.32	8.48					7.72
2/26/2020								8.01	
4/29/2020							7.68		
7/20/2020								7.42	
7/21/2020		6.9							7.51
7/22/2020	7.42								
7/23/2020						7.07			
7/27/2020					7.69		7.97		
7/29/2020			8.3	8.38					

Time Series

Constituent: pH (pH) Analysis Run 10/20/2020 1:24 PM

Plant Gaston Client: Southern Company Data: Gaston Ash Pond

	GN-AP-MW-34V	GN-AP-MW-35V
3/28/2016		
5/17/2016		
7/11/2016		
9/14/2016		
11/16/2016		
3/1/2017		
5/23/2017		
6/19/2017		
8/15/2017		
1/10/2018		
4/19/2018		
10/3/2018		
12/5/2018		
12/6/2018		
1/3/2019		
2/26/2019		
4/2/2019		
9/16/2019		
9/17/2019		
9/18/2019		
9/26/2019		
2/19/2020	8.09	
2/25/2020		
2/26/2020		
4/29/2020		7.71
7/20/2020		
7/21/2020	7.98	7.69
7/22/2020		
7/23/2020		
7/27/2020		
7/29/2020		

Time Series

Constituent: pH (pH) Analysis Run 10/20/2020 1:24 PM

Plant Gaston Client: Southern Company Data: Gaston Ash Pond

	GN-AP-MW-36V	GN-AP-MW-37V	GN-AP-MW-4	GN-AP-MW-5	GN-AP-MW-6	GN-AP-MW-7	GN-AP-MW-8	GN-AP-MW-9	GN-AP-PW-18-3
3/29/2016							7.2		
3/30/2016			7.31	7.61	7.95	7.45			
4/4/2016								7.32	
5/17/2016			7.35						
5/19/2016					7.88	7.5			
5/23/2016				7.68			7.39	7.66	
7/11/2016			7.43						
7/12/2016							7.43	7.77	
7/13/2016					8.07	7.58			
7/14/2016				7.79					
9/13/2016				7.69	8.04	7.53	7.38	7.7	
9/14/2016			7.26						
11/15/2016				7.72	7.93	7.48	7.35	7.69	
11/16/2016			7.19						
2/28/2017			7.23				7.3	7.66	
3/1/2017				7.55	7.89	7.46			
5/23/2017				7.64	7.96	7.51			
5/24/2017			7.26				7.33	7.64	
6/20/2017				7.5	7.87	7.52	7.33	7.62	
6/21/2017			7.26						
8/15/2017			7.29	7.46	7.86	7.43	7.31		
8/16/2017								7.51	
1/9/2018				7.71					
1/10/2018			7.17		7.98	7.57	7.36	7.72	
4/17/2018				7.29	7.82	7.5	7.28	7.57	
4/19/2018			7.27						
10/1/2018				7.68			7.33	7.59	
10/3/2018			7.09						
10/4/2018					7.87	7.49			
12/11/2018									11.01
1/2/2019									11.03
4/1/2019							7.4	7.64	
4/2/2019			7.34	7.47	7.73	7.24			
9/17/2019			7.65				7.55	8.07	
9/18/2019				7.53	7.85	7.52			
2/17/2020								7.75	
2/18/2020			7.34						
2/25/2020							7.39		
2/26/2020				7.47	7.8	7.51			
4/29/2020	8.05	7.94							
7/20/2020	8.07	7.8							
7/27/2020			7.3						
7/28/2020				7.7	7.62	7.32			
7/29/2020							7.39	7.66	

Time Series

Constituent: pH (pH) Analysis Run 10/20/2020 1:24 PM

Plant Gaston Client: Southern Company Data: Gaston Ash Pond

	GN-AP-PW-18-6B	GN-AP-PW-18-9
3/29/2016		
3/30/2016		
4/4/2016		
5/17/2016		
5/19/2016		
5/23/2016		
7/11/2016		
7/12/2016		
7/13/2016		
7/14/2016		
9/13/2016		
9/14/2016		
11/15/2016		
11/16/2016		
2/28/2017		
3/1/2017		
5/23/2017		
5/24/2017		
6/20/2017		
6/21/2017		
8/15/2017		
8/16/2017		
1/9/2018		
1/10/2018		
4/17/2018		
4/19/2018		
10/1/2018		
10/3/2018		
10/4/2018		
12/11/2018	10.62	9.28
1/2/2019	10.75	9.3
4/1/2019		
4/2/2019		
9/17/2019		
9/18/2019		
2/17/2020		
2/18/2020		
2/25/2020		
2/26/2020		
4/29/2020		
7/20/2020		
7/27/2020		
7/28/2020		
7/29/2020		

Time Series

Constituent: Selenium (mg/L) Analysis Run 10/20/2020 1:24 PM

Plant Gaston Client: Southern Company Data: Gaston Ash Pond

	GN-AP-MW-1	GN-AP-MW-10	GN-AP-MW-11	GN-AP-MW-12	GN-AP-MW-13	GN-AP-MW-14	GN-AP-MW-15R	GN-AP-MW-16	GN-AP-MW-16V
3/28/2016						<0.01	<0.01		
3/29/2016	<0.01							<0.01	
3/30/2016		<0.01	<0.01	<0.01	<0.01				
5/17/2016		<0.01				<0.01		<0.01	
5/18/2016			<0.01	<0.01	<0.01				
5/19/2016	<0.01						<0.01		
7/11/2016						<0.01	<0.01		
7/12/2016	<0.01								
7/13/2016		<0.01	<0.01	<0.01					
7/14/2016					<0.01			<0.01	
8/22/2016							<0.01		
9/12/2016				<0.01	<0.01				
9/13/2016	<0.01	<0.01	<0.01			<0.01		<0.01	
9/14/2016							<0.01		
11/14/2016			<0.01	<0.01	<0.01			<0.01	
11/15/2016	<0.01	<0.01				<0.01	<0.01		
11/16/2016									
1/3/2017							<0.01		
2/27/2017						<0.01	<0.01		
2/28/2017	<0.01	<0.01	<0.01	<0.01	<0.01			<0.01	
5/22/2017		<0.01	<0.01				<0.01		
5/23/2017	<0.01								
5/24/2017				<0.01	<0.01	<0.01		<0.01	
6/19/2017	<0.01	<0.01	<0.01					<0.01	
6/20/2017							<0.01		
6/21/2017				<0.01	<0.01	<0.01			
1/9/2018			<0.01	<0.01	<0.01	<0.01	<0.01	<0.01	
1/10/2018	<0.01	<0.01							
4/16/2018		<0.01	<0.01	<0.01					
4/17/2018	<0.01								
4/19/2018					<0.01	<0.01	<0.01	<0.01	
10/1/2018	<0.01							<0.01	
10/2/2018		<0.01							
10/4/2018			<0.01	<0.01					
10/5/2018					<0.01	<0.01	<0.01		
12/17/2018									
2/25/2019									<0.01
4/1/2019	<0.01								
4/3/2019		<0.01	<0.01	<0.01	<0.01	<0.01	<0.01	<0.01	
5/7/2019							<0.01		
9/16/2019		<0.01	<0.01	<0.01				<0.01	<0.01
9/17/2019	<0.01				<0.01	<0.01			
9/18/2019							<0.01		
2/17/2020		<0.01	<0.01						
2/18/2020				<0.01					
2/19/2020					<0.01	<0.01			
2/25/2020							<0.01	<0.01	<0.01
2/26/2020									
7/22/2020		<0.01	<0.01						
7/23/2020						<0.01			
7/27/2020				<0.01	<0.01				
7/28/2020							<0.01	<0.01	<0.01

Time Series

Constituent: Selenium (mg/L) Analysis Run 10/20/2020 1:24 PM

Plant Gaston Client: Southern Company Data: Gaston Ash Pond

	GN-AP-MW-1	GN-AP-MW-10	GN-AP-MW-11	GN-AP-MW-12	GN-AP-MW-13	GN-AP-MW-14	GN-AP-MW-15R	GN-AP-MW-16	GN-AP-MW-16V
7/29/2020									

Time Series

Constituent: Selenium (mg/L) Analysis Run 10/20/2020 1:24 PM

Plant Gaston Client: Southern Company Data: Gaston Ash Pond

	GN-AP-MW-17	GN-AP-MW-17SV
3/28/2016		
3/29/2016	<0.01	
3/30/2016		
5/17/2016	<0.01	
5/18/2016		
5/19/2016		
7/11/2016		
7/12/2016		
7/13/2016		
7/14/2016	<0.01	
8/22/2016		
9/12/2016		
9/13/2016	<0.01	
9/14/2016		
11/14/2016		
11/15/2016		
11/16/2016	<0.01	
1/3/2017		
2/27/2017		
2/28/2017	<0.01	
5/22/2017		
5/23/2017		
5/24/2017	<0.01	
6/19/2017	<0.01	
6/20/2017		
6/21/2017		
1/9/2018	<0.01	
1/10/2018		
4/16/2018		
4/17/2018		
4/19/2018	<0.01	
10/1/2018	<0.01	
10/2/2018		
10/4/2018		
10/5/2018		
12/17/2018		<0.01
2/25/2019		
4/1/2019		
4/3/2019	<0.01	
5/7/2019		
9/16/2019		
9/17/2019	<0.01	
9/18/2019		<0.01
2/17/2020		
2/18/2020		
2/19/2020		
2/25/2020		
2/26/2020	<0.01	<0.01
7/22/2020		
7/23/2020		<0.01
7/27/2020		
7/28/2020		

Time Series

Constituent: Selenium (mg/L) Analysis Run 10/20/2020 1:24 PM

Plant Gaston Client: Southern Company Data: Gaston Ash Pond

	GN-AP-MW-17	GN-AP-MW-17SV
7/29/2020	<0.01	

Time Series

Constituent: Selenium (mg/L) Analysis Run 10/20/2020 1:24 PM

Plant Gaston Client: Southern Company Data: Gaston Ash Pond

	GN-AP-MW-17V	GN-AP-MW-18	GN-AP-MW-19	GN-AP-MW-2 (bg)	GN-AP-MW-20	GN-AP-MW-20SV	GN-AP-MW-20V	GN-AP-MW-21	GN-AP-MW-22
3/28/2016			<0.01	<0.01					
3/29/2016		<0.01			<0.01				
5/17/2016		<0.01							
5/18/2016			<0.01	<0.01	<0.01				
7/11/2016				<0.01					
7/13/2016			<0.01		<0.01			<0.01	
7/14/2016									<0.01
7/18/2016		<0.01							
8/22/2016								<0.01	<0.01
9/13/2016			<0.01					<0.01	<0.01
9/14/2016		<0.01		<0.01	<0.01				
11/14/2016		<0.01			<0.01				
11/15/2016								<0.01	<0.01
11/16/2016			<0.01	<0.01					
1/3/2017								<0.01	<0.01
2/27/2017			<0.01						
2/28/2017		<0.01			<0.01				
3/1/2017				<0.01				<0.01	<0.01
5/22/2017			<0.01						
5/23/2017				<0.01				<0.01	<0.01
5/24/2017		<0.01			<0.01				
6/19/2017		<0.01		<0.01	<0.01				
6/20/2017								<0.01	<0.01
6/21/2017			<0.01						
1/9/2018		<0.01			<0.01				<0.01
1/10/2018			<0.01	<0.01				<0.01	
4/17/2018								<0.01	<0.01
4/19/2018		<0.01	<0.01	<0.01	<0.01				
10/1/2018		<0.01			<0.01				
10/2/2018			<0.01						
10/3/2018				<0.01					
10/4/2018								<0.01	<0.01
12/5/2018									
12/13/2018						<0.01			
2/27/2019	<0.01						<0.01		
4/1/2019			<0.01	<0.01					
4/2/2019								<0.01	<0.01
4/3/2019		<0.01			<0.01				
9/17/2019	<0.01								
9/18/2019		<0.01	<0.01	<0.01	<0.01	<0.01	<0.01	<0.01	<0.01
2/18/2020			<0.01						
2/19/2020									
2/25/2020		<0.01			<0.01	<0.01	<0.01		
2/26/2020	<0.01							<0.01	<0.01
7/21/2020									
7/22/2020		<0.01			<0.01	<0.01	<0.01		
7/23/2020	<0.01								
7/27/2020			<0.01						
7/28/2020								<0.01	<0.01

Time Series

Constituent: Selenium (mg/L) Analysis Run 10/20/2020 1:24 PM

Plant Gaston Client: Southern Company Data: Gaston Ash Pond

	GN-AP-MW-23D	GN-AP-MW-23S
3/28/2016		
3/29/2016		
5/17/2016		
5/18/2016		
7/11/2016		
7/13/2016		
7/14/2016		
7/18/2016		
8/22/2016		
9/13/2016		
9/14/2016		
11/14/2016		
11/15/2016		
11/16/2016		
1/3/2017		
2/27/2017		
2/28/2017		
3/1/2017		
5/22/2017		
5/23/2017		
5/24/2017		
6/19/2017		
6/20/2017		
6/21/2017		
1/9/2018		
1/10/2018		
4/17/2018		
4/19/2018		
10/1/2018		
10/2/2018		
10/3/2018		
10/4/2018		
12/5/2018	<0.01	<0.01
12/13/2018		
2/27/2019		
4/1/2019		
4/2/2019		
4/3/2019		
9/17/2019		<0.01
9/18/2019	<0.01	
2/18/2020		
2/19/2020	<0.01	<0.01
2/25/2020		
2/26/2020		
7/21/2020	<0.01	<0.01
7/22/2020		
7/23/2020		
7/27/2020		
7/28/2020		

Time Series

Constituent: Selenium (mg/L) Analysis Run 10/20/2020 1:24 PM

Plant Gaston Client: Southern Company Data: Gaston Ash Pond

	GN-AP-MW-26	GN-AP-MW-27	GN-AP-MW-28H	GN-AP-MW-29H	GN-AP-MW-3 (bg)	GN-AP-MW-30H	GN-AP-MW-31VR	GN-AP-MW-32V	GN-AP-MW-33V
3/28/2016					<0.01				
5/17/2016					<0.01				
7/11/2016					<0.01				
9/14/2016					<0.01				
11/16/2016					<0.01				
3/1/2017					<0.01				
5/23/2017					<0.01				
6/19/2017					<0.01				
1/10/2018					<0.01				
4/19/2018					<0.01				
10/3/2018					<0.01				
12/5/2018		<0.01							
12/6/2018	<0.01								
2/26/2019			<0.01	<0.01					
4/2/2019					<0.01				
9/16/2019			<0.01						
9/17/2019				<0.01	<0.01				
9/18/2019	<0.01	<0.01							
9/26/2019				<0.01					
10/22/2019						<0.01			
2/19/2020	<0.01				<0.01	<0.01			
2/25/2020		<0.01	<0.01	<0.01					<0.01
2/26/2020								<0.01	
4/29/2020							<0.01		
7/20/2020								<0.01	
7/21/2020		<0.01							<0.01
7/22/2020	<0.01								
7/23/2020						<0.01			
7/27/2020					<0.01		<0.01		
7/29/2020			<0.01	<0.01					

Time Series

Constituent: Selenium (mg/L) Analysis Run 10/20/2020 1:24 PM

Plant Gaston Client: Southern Company Data: Gaston Ash Pond

	GN-AP-MW-34V	GN-AP-MW-35V
3/28/2016		
5/17/2016		
7/11/2016		
9/14/2016		
11/16/2016		
3/1/2017		
5/23/2017		
6/19/2017		
1/10/2018		
4/19/2018		
10/3/2018		
12/5/2018		
12/6/2018		
2/26/2019		
4/2/2019		
9/16/2019		
9/17/2019		
9/18/2019		
9/26/2019		
10/22/2019		
2/19/2020	<0.01	
2/25/2020		
2/26/2020		
4/29/2020		<0.01
7/20/2020		
7/21/2020	<0.01	<0.01
7/22/2020		
7/23/2020		
7/27/2020		
7/29/2020		

Time Series

Constituent: Selenium (mg/L) Analysis Run 10/20/2020 1:24 PM

Plant Gaston Client: Southern Company Data: Gaston Ash Pond

	GN-AP-MW-36V	GN-AP-MW-37V	GN-AP-MW-4	GN-AP-MW-5	GN-AP-MW-6	GN-AP-MW-7	GN-AP-MW-8	GN-AP-MW-9	GN-AP-PW-18-3
3/29/2016							<0.01		
3/30/2016			<0.01	<0.01	<0.01	<0.01			
4/4/2016								<0.01	
5/17/2016			<0.01						
5/19/2016					<0.01	<0.01			
5/23/2016				<0.01			<0.01	<0.01	
7/11/2016			<0.01						
7/12/2016							<0.01	<0.01	
7/13/2016					<0.01	<0.01			
7/14/2016				<0.01					
9/13/2016				<0.01	<0.01	<0.01	<0.01	<0.01	
9/14/2016			<0.01						
11/15/2016				<0.01	<0.01	<0.01	<0.01	<0.01	
11/16/2016			<0.01						
2/28/2017			<0.01				<0.01	<0.01	
3/1/2017				<0.01	<0.01	<0.01			
5/23/2017				<0.01	<0.01	<0.01			
5/24/2017			<0.01				<0.01	<0.01	
6/20/2017				<0.01	<0.01	<0.01	<0.01	<0.01	
6/21/2017			<0.01						
1/9/2018				<0.01					
1/10/2018			<0.01		<0.01	<0.01	<0.01	<0.01	
4/17/2018				<0.01	<0.01	<0.01	<0.01	<0.01	
4/19/2018			<0.01						
10/1/2018				<0.01			<0.01	<0.01	
10/3/2018			<0.01						
10/4/2018					<0.01	<0.01			
12/11/2018									0.00322 (J)
4/1/2019							<0.01	<0.01	
4/2/2019			<0.01	<0.01	<0.01	<0.01			
9/17/2019			<0.01				<0.01	<0.01	
9/18/2019				<0.01	<0.01	<0.01			
2/17/2020								<0.01	
2/18/2020			<0.01						
2/25/2020							<0.01		
2/26/2020				<0.01	<0.01	<0.01			
4/29/2020	<0.01	<0.01							
7/20/2020	<0.01	<0.01							
7/27/2020			<0.01						
7/28/2020				<0.01	<0.01	<0.01			
7/29/2020							<0.01	<0.01	

Time Series

Constituent: Selenium (mg/L) Analysis Run 10/20/2020 1:24 PM

Plant Gaston Client: Southern Company Data: Gaston Ash Pond

	GN-AP-PW-18-6B	GN-AP-PW-18-9
3/29/2016		
3/30/2016		
4/4/2016		
5/17/2016		
5/19/2016		
5/23/2016		
7/11/2016		
7/12/2016		
7/13/2016		
7/14/2016		
9/13/2016		
9/14/2016		
11/15/2016		
11/16/2016		
2/28/2017		
3/1/2017		
5/23/2017		
5/24/2017		
6/20/2017		
6/21/2017		
1/9/2018		
1/10/2018		
4/17/2018		
4/19/2018		
10/1/2018		
10/3/2018		
10/4/2018		
12/11/2018	0.00465 (J)	<0.01
4/1/2019		
4/2/2019		
9/17/2019		
9/18/2019		
2/17/2020		
2/18/2020		
2/25/2020		
2/26/2020		
4/29/2020		
7/20/2020		
7/27/2020		
7/28/2020		
7/29/2020		

Time Series

Constituent: Sulfate (mg/L) Analysis Run 10/20/2020 1:24 PM

Plant Gaston Client: Southern Company Data: Gaston Ash Pond

	GN-AP-MW-1	GN-AP-MW-10	GN-AP-MW-11	GN-AP-MW-12	GN-AP-MW-13	GN-AP-MW-14	GN-AP-MW-15R	GN-AP-MW-16	GN-AP-MW-16V
3/28/2016						66.6	147		
3/29/2016	15.9							146	
3/30/2016		9.91	32.2	85	<1				
5/17/2016		7.27				63.9		140	
5/18/2016			30.8	83.8	0.492 (J)				
5/19/2016	18						224		
7/11/2016						57.6	133		
7/12/2016	24.6								
7/13/2016		4.11	32.4	86.2					
7/14/2016					0.38 (J)			135	
8/22/2016							134		
9/12/2016				91.8	<1				
9/13/2016	11.6	2.86	30.9			82.8		129	
9/14/2016							130		
11/14/2016			32.1	91.2	<1			131	
11/15/2016	9.07	2.16				118	132		
11/16/2016									
1/3/2017							143		
2/27/2017						62 (J)	130		
2/28/2017	10	3.7 (J)	32	86	<1			130	
5/22/2017		2.6 (J)	32				120		
5/23/2017	16								
5/24/2017				92	<1	56		130	
6/19/2017	13	2.8 (J)	33					110	
6/20/2017							120		
6/21/2017				88	<1	75			
8/14/2017		3.4 (J)	34	100	<1		140	140	
8/15/2017	16					67			
4/16/2018		3.4 (J)	33	91					
4/17/2018	20								
4/19/2018					<1	53	150	130	
10/1/2018	23							80	
10/2/2018		2.6 (J)							
10/4/2018			37	76					
10/5/2018					<1	160	260		
12/17/2018									
2/25/2019									142
4/1/2019	33.1								
4/3/2019		3.85	44.2	102	0.925 (J)	75.2	339	161	
5/7/2019							351		
9/16/2019		3.39	49.2	108				147	137
9/17/2019	28.3				<1	131			
9/18/2019							283		
2/17/2020		3.56	45.2						
2/18/2020				110					
2/19/2020					0.571 (J)	110			
2/25/2020							326	161	146
2/26/2020									
7/22/2020		3.65	45.3						
7/23/2020						97.9			
7/27/2020				108	<1				
7/28/2020							239	143	137

Time Series

Constituent: Sulfate (mg/L) Analysis Run 10/20/2020 1:24 PM

Plant Gaston Client: Southern Company Data: Gaston Ash Pond

	GN-AP-MW-1	GN-AP-MW-10	GN-AP-MW-11	GN-AP-MW-12	GN-AP-MW-13	GN-AP-MW-14	GN-AP-MW-15R	GN-AP-MW-16	GN-AP-MW-16V
7/29/2020									

Time Series

Constituent: Sulfate (mg/L) Analysis Run 10/20/2020 1:24 PM

Plant Gaston Client: Southern Company Data: Gaston Ash Pond

	GN-AP-MW-17	GN-AP-MW-17SV
3/28/2016		
3/29/2016	254	
3/30/2016		
5/17/2016	251	
5/18/2016		
5/19/2016		
7/11/2016		
7/12/2016		
7/13/2016		
7/14/2016	246	
8/22/2016		
9/12/2016		
9/13/2016	238	
9/14/2016		
11/14/2016		
11/15/2016		
11/16/2016	234	
1/3/2017		
2/27/2017		
2/28/2017	240	
5/22/2017		
5/23/2017		
5/24/2017	230	
6/19/2017	200	
6/20/2017		
6/21/2017		
8/14/2017	250	
8/15/2017		
4/16/2018		
4/17/2018		
4/19/2018	250	
10/1/2018	280	
10/2/2018		
10/4/2018		
10/5/2018		
12/17/2018		220
2/25/2019		
4/1/2019		
4/3/2019	346	
5/7/2019		
9/16/2019		
9/17/2019	322	
9/18/2019		260
2/17/2020		
2/18/2020		
2/19/2020		
2/25/2020		
2/26/2020	351	302
7/22/2020		
7/23/2020		276
7/27/2020		
7/28/2020		

Time Series

Constituent: Sulfate (mg/L) Analysis Run 10/20/2020 1:24 PM

Plant Gaston Client: Southern Company Data: Gaston Ash Pond

	GN-AP-MW-17	GN-AP-MW-17SV
7/29/2020	309	

Time Series

Constituent: Sulfate (mg/L) Analysis Run 10/20/2020 1:24 PM

Plant Gaston Client: Southern Company Data: Gaston Ash Pond

	GN-AP-MW-17V	GN-AP-MW-18	GN-AP-MW-19	GN-AP-MW-2 (bg)	GN-AP-MW-20	GN-AP-MW-20SV	GN-AP-MW-20V	GN-AP-MW-21	GN-AP-MW-22
3/28/2016			16.8	2.09					
3/29/2016		163			556				
5/17/2016		159							
5/18/2016			14.9	1.92	559				
7/11/2016				3.41					
7/13/2016			24.2		560			159	
7/14/2016									172
7/18/2016		154							
8/22/2016								107	170
9/13/2016			16.8					155	171
9/14/2016		143		4.94	553				
11/14/2016		151			551				
11/15/2016								172	173
11/16/2016			21.7	10.5					
1/3/2017								163	183
2/27/2017			23						
2/28/2017		140			560				
3/1/2017				5.1				140	170
5/22/2017			26						
5/23/2017				2.3 (J)				140	180
5/24/2017		150			530				
6/19/2017		140		2.1 (J)	510				
6/20/2017								130	160
6/21/2017			20						
8/14/2017		150	22		540				
8/15/2017				1.7 (J)				150	170
4/17/2018								150	160
4/19/2018		140	24	<1	520				
10/1/2018		140			590				
10/2/2018			24						
10/3/2018				1.7 (J)					
10/4/2018								180	150
12/5/2018									
1/2/2019						180			
2/27/2019	265						491		
4/1/2019			24.4	1.87					
4/2/2019								189	212
4/3/2019		168			577				
9/17/2019	243								
9/18/2019		173	23.6	2.39	526	379	481	197	180
2/18/2020			25.6						
2/19/2020									
2/25/2020		210			674	470	599		
2/26/2020	288							199	196
7/21/2020									
7/22/2020		180			568	432	507		
7/23/2020	254								
7/27/2020			23.7						
7/28/2020								177	175

Time Series

Constituent: Sulfate (mg/L) Analysis Run 10/20/2020 1:24 PM

Plant Gaston Client: Southern Company Data: Gaston Ash Pond

	GN-AP-MW-23D	GN-AP-MW-23S
3/28/2016		
3/29/2016		
5/17/2016		
5/18/2016		
7/11/2016		
7/13/2016		
7/14/2016		
7/18/2016		
8/22/2016		
9/13/2016		
9/14/2016		
11/14/2016		
11/15/2016		
11/16/2016		
1/3/2017		
2/27/2017		
2/28/2017		
3/1/2017		
5/22/2017		
5/23/2017		
5/24/2017		
6/19/2017		
6/20/2017		
6/21/2017		
8/14/2017		
8/15/2017		
4/17/2018		
4/19/2018		
10/1/2018		
10/2/2018		
10/3/2018		
10/4/2018		
12/5/2018	110	76
1/2/2019		
2/27/2019		
4/1/2019		
4/2/2019		
4/3/2019		
9/17/2019		67.1
9/18/2019	102	
2/18/2020		
2/19/2020	119	69.4
2/25/2020		
2/26/2020		
7/21/2020	51.1	59.8
7/22/2020		
7/23/2020		
7/27/2020		
7/28/2020		

Time Series

Constituent: Sulfate (mg/L) Analysis Run 10/20/2020 1:24 PM

Plant Gaston Client: Southern Company Data: Gaston Ash Pond

	GN-AP-MW-26	GN-AP-MW-27	GN-AP-MW-28H	GN-AP-MW-29H	GN-AP-MW-3 (bg)	GN-AP-MW-30H	GN-AP-MW-31VR	GN-AP-MW-32V	GN-AP-MW-33V
3/28/2016					7.57				
5/17/2016					5.12				
7/11/2016					4.63				
9/14/2016					3.19				
11/16/2016					3.71				
3/1/2017					3.4 (J)				
5/23/2017					2 (J)				
6/19/2017					2.5 (J)				
8/15/2017					2.4 (J)				
4/19/2018					1.9 (J)				
10/3/2018					2.7 (J)				
12/5/2018		66							
12/6/2018	150								
2/26/2019			131	164					
4/2/2019					3.24				
9/16/2019			126						
9/17/2019				161	4.51				
9/18/2019	142	120							
9/26/2019				179					
10/22/2019						23.4			
2/19/2020	143				3.73	43.2			
2/25/2020		26.5	134	177					55.5
2/26/2020								119	
4/29/2020							93.9		
7/20/2020								169	
7/21/2020		69.6							24.4
7/22/2020	131								
7/23/2020						35.3			
7/27/2020					4.11		49.6		
7/29/2020			134	163					

Time Series

Constituent: Sulfate (mg/L) Analysis Run 10/20/2020 1:24 PM

Plant Gaston Client: Southern Company Data: Gaston Ash Pond

	GN-AP-MW-34V	GN-AP-MW-35V
3/28/2016		
5/17/2016		
7/11/2016		
9/14/2016		
11/16/2016		
3/1/2017		
5/23/2017		
6/19/2017		
8/15/2017		
4/19/2018		
10/3/2018		
12/5/2018		
12/6/2018		
2/26/2019		
4/2/2019		
9/16/2019		
9/17/2019		
9/18/2019		
9/26/2019		
10/22/2019		
2/19/2020	492	
2/25/2020		
2/26/2020		
4/29/2020		39
7/20/2020		
7/21/2020	496	43.4
7/22/2020		
7/23/2020		
7/27/2020		
7/29/2020		

Time Series

Constituent: Sulfate (mg/L) Analysis Run 10/20/2020 1:24 PM

Plant Gaston Client: Southern Company Data: Gaston Ash Pond

	GN-AP-MW-36V	GN-AP-MW-37V	GN-AP-MW-4	GN-AP-MW-5	GN-AP-MW-6	GN-AP-MW-7	GN-AP-MW-8	GN-AP-MW-9	GN-AP-PW-18-3
3/29/2016							29.9		
3/30/2016			24.9	146	204	215			
4/4/2016								13.5	
5/17/2016			25.1						
5/19/2016					206	204			
5/23/2016				160			26.5	1.78	
7/11/2016			33.2						
7/12/2016							24.3	0.915 (J)	
7/13/2016					176	155			
7/14/2016				173					
9/13/2016				173	151	89.8	17.8	<1	
9/14/2016			35.5						
11/15/2016				177	161	176	10.1	0.96 (J)	
11/16/2016			38.5						
2/28/2017			32				5.8	5.5	
3/1/2017				160	160	200			
5/23/2017				160	160	200			
5/24/2017			30				11	18	
6/20/2017				150	160	180	7.9	13	
6/21/2017			25						
8/15/2017			24	170	160	210	5		
8/16/2017								14	
4/17/2018				130	160	170	2.9 (J)	14	
4/19/2018			25						
10/1/2018				140			<1	11	
10/3/2018			37						
10/4/2018					150	200			
1/2/2019									220
4/1/2019							1.8	14.3	
4/2/2019			22.4	122	198	186			
9/17/2019			39.8				4.62	13.9	
9/18/2019				167	177	199			
2/17/2020								14.7	
2/18/2020			21.4						
2/25/2020							3.89		
2/26/2020				39.8	178	207			
4/29/2020	214	99.9							
7/20/2020	259	94.9							
7/27/2020			21.7						
7/28/2020				152	189	160			
7/29/2020							3.25	14.7	

Time Series

Constituent: Sulfate (mg/L) Analysis Run 10/20/2020 1:24 PM

Plant Gaston Client: Southern Company Data: Gaston Ash Pond

	GN-AP-PW-18-6B	GN-AP-PW-18-9
3/29/2016		
3/30/2016		
4/4/2016		
5/17/2016		
5/19/2016		
5/23/2016		
7/11/2016		
7/12/2016		
7/13/2016		
7/14/2016		
9/13/2016		
9/14/2016		
11/15/2016		
11/16/2016		
2/28/2017		
3/1/2017		
5/23/2017		
5/24/2017		
6/20/2017		
6/21/2017		
8/15/2017		
8/16/2017		
4/17/2018		
4/19/2018		
10/1/2018		
10/3/2018		
10/4/2018		
1/2/2019	430	1600
4/1/2019		
4/2/2019		
9/17/2019		
9/18/2019		
2/17/2020		
2/18/2020		
2/25/2020		
2/26/2020		
4/29/2020		
7/20/2020		
7/27/2020		
7/28/2020		
7/29/2020		

Time Series

Constituent: TDS (mg/L) Analysis Run 10/20/2020 1:24 PM

Plant Gaston Client: Southern Company Data: Gaston Ash Pond

	GN-AP-MW-1	GN-AP-MW-10	GN-AP-MW-11	GN-AP-MW-12	GN-AP-MW-13	GN-AP-MW-14	GN-AP-MW-15R	GN-AP-MW-16	GN-AP-MW-16V
3/28/2016						308	426		
3/29/2016	274							277	
3/30/2016		195	184	353	202				
5/17/2016		189				314		261	
5/18/2016			186	343	207				
5/19/2016	270						496		
7/11/2016						319	359		
7/12/2016	289								
7/13/2016		179	192	352					
7/14/2016					203			255	
8/22/2016							349		
9/12/2016				346	205				
9/13/2016	275	168	187			354		264	
9/14/2016							340		
11/14/2016			185	322	197			249	
11/15/2016	258	180				452	324		
11/16/2016									
1/3/2017							348		
2/27/2017						339	347		
2/28/2017	291	180	198	353	221			251	
5/22/2017		178	185				348		
5/23/2017	260								
5/24/2017				234	204	316		257	
6/19/2017	270	165	189					258	
6/20/2017							343		
6/21/2017				372	218	376			
8/14/2017		185	135	372	217		332	263	
8/15/2017	284					340			
4/16/2018		181	174	365					
4/17/2018	263								
4/19/2018					201	304	369	247	
10/1/2018	270							252	
10/2/2018		161							
10/4/2018			208	372					
10/5/2018					208	544	762		
12/17/2018									
2/25/2019									264
4/1/2019	294								
4/3/2019		177	200	372	201	336	810	273	
5/7/2019							810		
5/9/2019	302								
9/16/2019		168	207	377				293	275
9/17/2019	285				204	439			
9/18/2019							704		
10/8/2019		172	207 (D)						
2/17/2020		170	209						
2/18/2020				378					
2/19/2020					206	363			
2/25/2020							674	284	288
2/26/2020									
7/22/2020		175	216						
7/23/2020						399			

Time Series

Constituent: TDS (mg/L) Analysis Run 10/20/2020 1:24 PM

Plant Gaston Client: Southern Company Data: Gaston Ash Pond

	GN-AP-MW-1	GN-AP-MW-10	GN-AP-MW-11	GN-AP-MW-12	GN-AP-MW-13	GN-AP-MW-14	GN-AP-MW-15R	GN-AP-MW-16	GN-AP-MW-16V
7/27/2020				378	202				
7/28/2020							606	284	274
7/29/2020									

Time Series

Constituent: TDS (mg/L) Analysis Run 10/20/2020 1:24 PM

Plant Gaston Client: Southern Company Data: Gaston Ash Pond

	GN-AP-MW-17	GN-AP-MW-17SV
3/28/2016		
3/29/2016	451	
3/30/2016		
5/17/2016	432	
5/18/2016		
5/19/2016		
7/11/2016		
7/12/2016		
7/13/2016		
7/14/2016	434	
8/22/2016		
9/12/2016		
9/13/2016	432	
9/14/2016		
11/14/2016		
11/15/2016		
11/16/2016	412	
1/3/2017		
2/27/2017		
2/28/2017	434	
5/22/2017		
5/23/2017		
5/24/2017	425	
6/19/2017	424	
6/20/2017		
6/21/2017		
8/14/2017	428	
8/15/2017		
4/16/2018		
4/17/2018		
4/19/2018	455	
10/1/2018	492	
10/2/2018		
10/4/2018		
10/5/2018		
12/17/2018		448 (D)
2/25/2019		
4/1/2019		
4/3/2019	536	
5/7/2019		
5/9/2019		
9/16/2019		
9/17/2019	592	
9/18/2019		499
10/8/2019		
2/17/2020		
2/18/2020		
2/19/2020		
2/25/2020		
2/26/2020	561	495
7/22/2020		
7/23/2020		513

Time Series

Constituent: TDS (mg/L) Analysis Run 10/20/2020 1:24 PM

Plant Gaston Client: Southern Company Data: Gaston Ash Pond

	GN-AP-MW-17	GN-AP-MW-17SV
7/27/2020		
7/28/2020		
7/29/2020	566	

Time Series

Constituent: TDS (mg/L) Analysis Run 10/20/2020 1:24 PM

Plant Gaston Client: Southern Company Data: Gaston Ash Pond

	GN-AP-MW-17V	GN-AP-MW-18	GN-AP-MW-19	GN-AP-MW-2 (bg)	GN-AP-MW-20	GN-AP-MW-20SV	GN-AP-MW-20V	GN-AP-MW-21	GN-AP-MW-22
3/28/2016			213	138					
3/29/2016		560			862				
5/17/2016		540							
5/18/2016			206	156	882				
7/11/2016				167					
7/13/2016			225		874			468	
7/14/2016									435
7/18/2016		546							
8/22/2016								393	426
9/13/2016			212					428	430
9/14/2016		542		166	908				
11/14/2016		514			804				
11/15/2016								452	404
11/16/2016			224	192					
1/3/2017								418	428
2/27/2017			223						
2/28/2017		536			930				
3/1/2017				186				346	484
5/22/2017			219						
5/23/2017				158				386	460
5/24/2017		536			886				
6/19/2017		598		156	924				
6/20/2017								363	485
6/21/2017			164						
8/14/2017		550	232		872				
8/15/2017				168				364	488
4/17/2018								410	477
4/19/2018		540	218	154	880				
10/1/2018		514			866				
10/2/2018			212						
10/3/2018				156					
10/4/2018								506	467
12/5/2018									
1/2/2019						530			
2/27/2019	459						774		
4/1/2019			225	160					
4/2/2019								401	522
4/3/2019		560			910				
9/17/2019	458								
9/18/2019		592	222	154	908	680	784	504	460
2/18/2020			215						
2/19/2020									
2/25/2020		578			930	708	802		
2/26/2020	467							490	497
7/21/2020									
7/22/2020		594			934	744	814		
7/23/2020	457								
7/27/2020			223						
7/28/2020								476	500

Time Series

Constituent: TDS (mg/L) Analysis Run 10/20/2020 1:24 PM

Plant Gaston Client: Southern Company Data: Gaston Ash Pond

	GN-AP-MW-23D	GN-AP-MW-23S
3/28/2016		
3/29/2016		
5/17/2016		
5/18/2016		
7/11/2016		
7/13/2016		
7/14/2016		
7/18/2016		
8/22/2016		
9/13/2016		
9/14/2016		
11/14/2016		
11/15/2016		
11/16/2016		
1/3/2017		
2/27/2017		
2/28/2017		
3/1/2017		
5/22/2017		
5/23/2017		
5/24/2017		
6/19/2017		
6/20/2017		
6/21/2017		
8/14/2017		
8/15/2017		
4/17/2018		
4/19/2018		
10/1/2018		
10/2/2018		
10/3/2018		
10/4/2018		
12/5/2018	372 (D)	372 (D)
1/2/2019		
2/27/2019		
4/1/2019		
4/2/2019		
4/3/2019		
9/17/2019		342
9/18/2019	378	
2/18/2020		
2/19/2020	436	357
2/25/2020		
2/26/2020		
7/21/2020	331	318
7/22/2020		
7/23/2020		
7/27/2020		
7/28/2020		

Time Series

Constituent: TDS (mg/L) Analysis Run 10/20/2020 1:24 PM

Plant Gaston Client: Southern Company Data: Gaston Ash Pond

	GN-AP-MW-26	GN-AP-MW-27	GN-AP-MW-28H	GN-AP-MW-29H	GN-AP-MW-3 (bg)	GN-AP-MW-30H	GN-AP-MW-31VR	GN-AP-MW-32V	GN-AP-MW-33V
3/28/2016					147				
5/17/2016					140				
7/11/2016					146				
9/14/2016					141				
11/16/2016					157				
3/1/2017					148				
5/23/2017					141				
6/19/2017					126				
8/15/2017					146				
4/19/2018					143				
10/3/2018					148				
12/5/2018		317 (D)							
12/6/2018	444								
2/26/2019			277	326					
4/2/2019					140				
9/16/2019			276						
9/17/2019				331	145				
9/18/2019	433	412							
9/26/2019				327					
10/22/2019						396			
2/19/2020	423				149	463			
2/25/2020		173	276	330					353
2/26/2020								315	
4/29/2020							373		
7/20/2020								521	
7/21/2020		288							333
7/22/2020	406								
7/23/2020						440			
7/27/2020					154		361		
7/29/2020			278	328					

Time Series

Constituent: TDS (mg/L) Analysis Run 10/20/2020 1:24 PM

Plant Gaston Client: Southern Company Data: Gaston Ash Pond

	GN-AP-MW-34V	GN-AP-MW-35V
3/28/2016		
5/17/2016		
7/11/2016		
9/14/2016		
11/16/2016		
3/1/2017		
5/23/2017		
6/19/2017		
8/15/2017		
4/19/2018		
10/3/2018		
12/5/2018		
12/6/2018		
2/26/2019		
4/2/2019		
9/16/2019		
9/17/2019		
9/18/2019		
9/26/2019		
10/22/2019		
2/19/2020	802	
2/25/2020		
2/26/2020		
4/29/2020		227
7/20/2020		
7/21/2020	816	249
7/22/2020		
7/23/2020		
7/27/2020		
7/29/2020		

Time Series

Constituent: TDS (mg/L) Analysis Run 10/20/2020 1:24 PM

Plant Gaston Client: Southern Company Data: Gaston Ash Pond

	GN-AP-MW-36V	GN-AP-MW-37V	GN-AP-MW-4	GN-AP-MW-5	GN-AP-MW-6	GN-AP-MW-7	GN-AP-MW-8	GN-AP-MW-9	GN-AP-PW-18-3
3/29/2016							290		
3/30/2016			339	398	430	472			
4/4/2016								182	
5/17/2016			269						
5/19/2016					422	458			
5/23/2016				411			312	184	
7/11/2016			305						
7/12/2016							292	176	
7/13/2016					391	412			
7/14/2016				424					
9/13/2016				426	378	312	276	170	
9/14/2016			326						
11/15/2016				412	354	426	262	180	
11/16/2016			338						
2/28/2017			303				290	203	
3/1/2017				452	389	487			
5/23/2017				448	375	487			
5/24/2017			312				296	199	
6/20/2017				437	416	421	273	178	
6/21/2017			241						
8/15/2017			281	440	394	490	279		
8/16/2017								205	
4/17/2018				454	437	464	250	193	
4/19/2018			282						
10/1/2018				449			246	198	
10/3/2018			354						
10/4/2018					418	504			
12/11/2018									486
4/1/2019							268	205	
4/2/2019			270	390	447	428			
9/17/2019			332				257	207	
9/18/2019				434	445	489			
2/17/2020								211	
2/18/2020			274						
2/25/2020							252		
2/26/2020				228	455	490			
4/29/2020	742	273							
7/20/2020	896	252							
7/27/2020			284						
7/28/2020				406	485	434			
7/29/2020							253	215	

Time Series

Constituent: TDS (mg/L) Analysis Run 10/20/2020 1:24 PM

Plant Gaston Client: Southern Company Data: Gaston Ash Pond

	GN-AP-PW-18-6B	GN-AP-PW-18-9
3/29/2016		
3/30/2016		
4/4/2016		
5/17/2016		
5/19/2016		
5/23/2016		
7/11/2016		
7/12/2016		
7/13/2016		
7/14/2016		
9/13/2016		
9/14/2016		
11/15/2016		
11/16/2016		
2/28/2017		
3/1/2017		
5/23/2017		
5/24/2017		
6/20/2017		
6/21/2017		
8/15/2017		
8/16/2017		
4/17/2018		
4/19/2018		
10/1/2018		
10/3/2018		
10/4/2018		
12/11/2018	822	2450
4/1/2019		
4/2/2019		
9/17/2019		
9/18/2019		
2/17/2020		
2/18/2020		
2/25/2020		
2/26/2020		
4/29/2020		
7/20/2020		
7/27/2020		
7/28/2020		
7/29/2020		

Time Series

Constituent: Thallium (mg/L) Analysis Run 10/20/2020 1:24 PM

Plant Gaston Client: Southern Company Data: Gaston Ash Pond

	GN-AP-MW-1	GN-AP-MW-10	GN-AP-MW-11	GN-AP-MW-12	GN-AP-MW-13	GN-AP-MW-14	GN-AP-MW-15R	GN-AP-MW-16	GN-AP-MW-16V
3/28/2016						<0.001	<0.001		
3/29/2016	<0.001							<0.001	
3/30/2016		<0.001	<0.001	<0.001	<0.001				
5/17/2016		<0.001				<0.001		<0.001	
5/18/2016			<0.001	<0.001	<0.001				
5/19/2016	<0.001						<0.001		
7/11/2016						<0.001	<0.001		
7/12/2016	<0.001								
7/13/2016		<0.001	<0.001	<0.001					
7/14/2016					<0.001			<0.001	
8/22/2016							<0.001		
9/12/2016				<0.001	<0.001				
9/13/2016	<0.001	<0.001	<0.001			<0.001		<0.001	
9/14/2016							<0.001		
11/14/2016			<0.001	<0.001	<0.001			<0.001	
11/15/2016	<0.001	<0.001				<0.001	<0.001		
11/16/2016									
1/3/2017							<0.001		
2/27/2017						<0.001	<0.001		
2/28/2017	<0.001	<0.001	<0.001	<0.001	<0.001			<0.001	
5/22/2017		<0.001	<0.001				<0.001		
5/23/2017	<0.001								
5/24/2017				<0.001	<0.001	<0.001		<0.001	
6/19/2017	<0.001	<0.001	<0.001					<0.001	
6/20/2017							<0.001		
6/21/2017				<0.001	<0.001	<0.001			
1/9/2018			<0.001	<0.001	<0.001	<0.001	<0.001	<0.001	
1/10/2018	<0.001	<0.001							
4/16/2018		<0.001	<0.001	<0.001					
4/17/2018	<0.001								
4/19/2018					<0.001	<0.001	<0.001	<0.001	
10/1/2018	<0.001							<0.001	
10/2/2018		<0.001							
10/4/2018			<0.001	<0.001					
10/5/2018					<0.001	<0.001	<0.001		
12/17/2018									
2/25/2019									0.000537 (J)
4/1/2019	<0.001								
4/3/2019		<0.001	<0.001	<0.001	<0.001	<0.001	<0.001	<0.001	
5/7/2019							<0.001		
9/16/2019		<0.001	<0.001	<0.001				<0.001	0.000604 (J)
9/17/2019	<0.001				<0.001	<0.001			
9/18/2019							<0.001		
2/17/2020		<0.001	<0.001						
2/18/2020				<0.001					
2/19/2020					<0.001	<0.001			
2/25/2020							<0.001	<0.001	0.000552 (J)
2/26/2020									
7/22/2020		<0.001	<0.001						
7/23/2020						<0.001			
7/27/2020				<0.001	<0.001				
7/28/2020							<0.001	<0.001	0.000514 (J)

Time Series

Constituent: Thallium (mg/L) Analysis Run 10/20/2020 1:24 PM

Plant Gaston Client: Southern Company Data: Gaston Ash Pond

	GN-AP-MW-1	GN-AP-MW-10	GN-AP-MW-11	GN-AP-MW-12	GN-AP-MW-13	GN-AP-MW-14	GN-AP-MW-15R	GN-AP-MW-16	GN-AP-MW-16V
7/29/2020									

Time Series

Constituent: Thallium (mg/L) Analysis Run 10/20/2020 1:24 PM

Plant Gaston Client: Southern Company Data: Gaston Ash Pond

	GN-AP-MW-17	GN-AP-MW-17SV
3/28/2016		
3/29/2016	<0.001	
3/30/2016		
5/17/2016	<0.001	
5/18/2016		
5/19/2016		
7/11/2016		
7/12/2016		
7/13/2016		
7/14/2016	<0.001	
8/22/2016		
9/12/2016		
9/13/2016	<0.001	
9/14/2016		
11/14/2016		
11/15/2016		
11/16/2016	<0.001	
1/3/2017		
2/27/2017		
2/28/2017	<0.001	
5/22/2017		
5/23/2017		
5/24/2017	<0.001	
6/19/2017	<0.001	
6/20/2017		
6/21/2017		
1/9/2018	<0.001	
1/10/2018		
4/16/2018		
4/17/2018		
4/19/2018	<0.001	
10/1/2018	<0.001	
10/2/2018		
10/4/2018		
10/5/2018		
12/17/2018		<0.001
2/25/2019		
4/1/2019		
4/3/2019	<0.001	
5/7/2019		
9/16/2019		
9/17/2019	<0.001	
9/18/2019		<0.001
2/17/2020		
2/18/2020		
2/19/2020		
2/25/2020		
2/26/2020	<0.001	0.000225 (J)
7/22/2020		
7/23/2020		0.000254 (J)
7/27/2020		
7/28/2020		

Time Series

Constituent: Thallium (mg/L) Analysis Run 10/20/2020 1:24 PM

Plant Gaston Client: Southern Company Data: Gaston Ash Pond

	GN-AP-MW-17	GN-AP-MW-17SV
7/29/2020	<0.001	

Time Series

Constituent: Thallium (mg/L) Analysis Run 10/20/2020 1:24 PM

Plant Gaston Client: Southern Company Data: Gaston Ash Pond

	GN-AP-MW-17V	GN-AP-MW-18	GN-AP-MW-19	GN-AP-MW-2 (bg)	GN-AP-MW-20	GN-AP-MW-20SV	GN-AP-MW-20V	GN-AP-MW-21	GN-AP-MW-22
3/28/2016			<0.001	<0.001					
3/29/2016		0.000428 (J)			<0.001				
5/17/2016		0.000343 (J)							
5/18/2016			<0.001	<0.001	<0.001				
7/11/2016				<0.001					
7/13/2016			<0.001		<0.001			<0.001	
7/14/2016									<0.001
7/18/2016		0.000359 (J)							
8/22/2016								<0.001	<0.001
9/13/2016			<0.001					<0.001	<0.001
9/14/2016		0.000345 (J)		<0.001	<0.001				
11/14/2016		0.000367 (J)			<0.001				
11/15/2016								<0.001	<0.001
11/16/2016			<0.001	<0.001					
1/3/2017								<0.001	<0.001
2/27/2017			<0.001						
2/28/2017		0.000359 (J)			<0.001				
3/1/2017				0.000265 (J)				<0.001	<0.001
5/22/2017			<0.001						
5/23/2017				0.000239 (J)				<0.001	<0.001
5/24/2017		0.000376 (J)			<0.001				
6/19/2017		0.000379 (J)		0.000202 (J)	<0.001				
6/20/2017								<0.001	<0.001
6/21/2017			<0.001						
1/9/2018		0.000312 (J)			<0.001				<0.001
1/10/2018			<0.001	<0.001				<0.001	
4/17/2018								<0.001	<0.001
4/19/2018		0.000418 (J)	<0.001	<0.001	<0.001				
10/1/2018		0.000371 (J)			<0.001				
10/2/2018			<0.001						
10/3/2018				<0.001					
10/4/2018								<0.001	<0.001
12/5/2018									
12/13/2018						<0.001			
2/27/2019	<0.001						<0.001		
4/1/2019			<0.001	<0.001					
4/2/2019								<0.001	<0.001
4/3/2019		0.00034 (J)			<0.001				
9/17/2019	<0.001								
9/18/2019		0.000479 (J)	<0.001	<0.001	<0.001	<0.001	<0.001	<0.001	<0.001
2/18/2020			<0.001						
2/19/2020									
2/25/2020		0.000426 (J)			<0.001	<0.001	<0.001		
2/26/2020	<0.001							<0.001	<0.001
7/21/2020									
7/22/2020		0.000456 (J)			<0.001	<0.001	<0.001		
7/23/2020	<0.001								
7/27/2020			<0.001						
7/28/2020								<0.001	<0.001

Time Series

Constituent: Thallium (mg/L) Analysis Run 10/20/2020 1:24 PM

Plant Gaston Client: Southern Company Data: Gaston Ash Pond

	GN-AP-MW-23D	GN-AP-MW-23S
3/28/2016		
3/29/2016		
5/17/2016		
5/18/2016		
7/11/2016		
7/13/2016		
7/14/2016		
7/18/2016		
8/22/2016		
9/13/2016		
9/14/2016		
11/14/2016		
11/15/2016		
11/16/2016		
1/3/2017		
2/27/2017		
2/28/2017		
3/1/2017		
5/22/2017		
5/23/2017		
5/24/2017		
6/19/2017		
6/20/2017		
6/21/2017		
1/9/2018		
1/10/2018		
4/17/2018		
4/19/2018		
10/1/2018		
10/2/2018		
10/3/2018		
10/4/2018		
12/5/2018	<0.001	<0.001
12/13/2018		
2/27/2019		
4/1/2019		
4/2/2019		
4/3/2019		
9/17/2019		<0.001
9/18/2019	<0.001	
2/18/2020		
2/19/2020	<0.001	<0.001
2/25/2020		
2/26/2020		
7/21/2020	<0.001	<0.001
7/22/2020		
7/23/2020		
7/27/2020		
7/28/2020		

Time Series

Constituent: Thallium (mg/L) Analysis Run 10/20/2020 1:24 PM

Plant Gaston Client: Southern Company Data: Gaston Ash Pond

	GN-AP-MW-26	GN-AP-MW-27	GN-AP-MW-28H	GN-AP-MW-29H	GN-AP-MW-3 (bg)	GN-AP-MW-30H	GN-AP-MW-31VR	GN-AP-MW-32V	GN-AP-MW-33V
3/28/2016					0.000648 (J)				
5/17/2016					<0.001				
7/11/2016					<0.001				
9/14/2016					<0.001				
11/16/2016					<0.001				
3/1/2017					<0.001				
5/23/2017					<0.001				
6/19/2017					<0.001				
1/10/2018					<0.001				
4/19/2018					<0.001				
10/3/2018					<0.001				
12/5/2018		<0.001							
12/6/2018	<0.001								
2/26/2019			<0.001	<0.001					
4/2/2019					<0.001				
9/16/2019			<0.001						
9/17/2019				<0.001	<0.001				
9/18/2019	<0.001	<0.001							
9/26/2019				<0.001					
10/22/2019						<0.001			
2/19/2020	<0.001				<0.001	<0.001			
2/25/2020		<0.001	<0.001	<0.001					<0.001
2/26/2020								<0.001	
4/29/2020							<0.001		
7/20/2020								<0.001	
7/21/2020		<0.001							<0.001
7/22/2020	<0.001								
7/23/2020						<0.001			
7/27/2020					<0.001		<0.001		
7/29/2020			<0.001	<0.001					

Time Series

Constituent: Thallium (mg/L) Analysis Run 10/20/2020 1:24 PM

Plant Gaston Client: Southern Company Data: Gaston Ash Pond

	GN-AP-MW-34V	GN-AP-MW-35V
3/28/2016		
5/17/2016		
7/11/2016		
9/14/2016		
11/16/2016		
3/1/2017		
5/23/2017		
6/19/2017		
1/10/2018		
4/19/2018		
10/3/2018		
12/5/2018		
12/6/2018		
2/26/2019		
4/2/2019		
9/16/2019		
9/17/2019		
9/18/2019		
9/26/2019		
10/22/2019		
2/19/2020	<0.001	
2/25/2020		
2/26/2020		
4/29/2020		<0.001
7/20/2020		
7/21/2020	<0.001	<0.001
7/22/2020		
7/23/2020		
7/27/2020		
7/29/2020		

Time Series

Constituent: Thallium (mg/L) Analysis Run 10/20/2020 1:24 PM

Plant Gaston Client: Southern Company Data: Gaston Ash Pond

	GN-AP-MW-36V	GN-AP-MW-37V	GN-AP-MW-4	GN-AP-MW-5	GN-AP-MW-6	GN-AP-MW-7	GN-AP-MW-8	GN-AP-MW-9	GN-AP-PW-18-3
3/29/2016							<0.001		
3/30/2016			<0.001	<0.001	<0.001	<0.001			
4/4/2016								<0.001	
5/17/2016			<0.001						
5/19/2016					<0.001	<0.001			
5/23/2016				<0.001			<0.001	<0.001	
7/11/2016			<0.001						
7/12/2016							<0.001	<0.001	
7/13/2016					<0.001	<0.001			
7/14/2016				<0.001					
9/13/2016				<0.001	<0.001	<0.001	<0.001	<0.001	
9/14/2016			<0.001						
11/15/2016				<0.001	<0.001	<0.001	<0.001	<0.001	
11/16/2016			<0.001						
2/28/2017			<0.001				<0.001	<0.001	
3/1/2017				<0.001	<0.001	<0.001			
5/23/2017				<0.001	<0.001	<0.001			
5/24/2017			<0.001				<0.001	<0.001	
6/20/2017				<0.001	<0.001	<0.001	<0.001	<0.001	
6/21/2017			<0.001						
1/9/2018				<0.001					
1/10/2018			<0.001		<0.001	<0.001	<0.001	<0.001	
4/17/2018				<0.001	<0.001	<0.001	<0.001	<0.001	
4/19/2018			<0.001						
10/1/2018				<0.001			<0.001	<0.001	
10/3/2018			<0.001						
10/4/2018					<0.001	<0.001			
12/11/2018									<0.001
4/1/2019							<0.001	<0.001	
4/2/2019			<0.001	<0.001	<0.001	<0.001			
9/17/2019			<0.001				<0.001	<0.001	
9/18/2019				<0.001	<0.001	<0.001			
2/17/2020								<0.001	
2/18/2020			<0.001						
2/25/2020							<0.001		
2/26/2020				<0.001	<0.001	<0.001			
4/29/2020	<0.001	<0.001							
7/20/2020	<0.001	<0.001							
7/27/2020			<0.001						
7/28/2020				<0.001	<0.001	<0.001			
7/29/2020							<0.001	<0.001	

Time Series

Constituent: Thallium (mg/L) Analysis Run 10/20/2020 1:24 PM

Plant Gaston Client: Southern Company Data: Gaston Ash Pond

	GN-AP-PW-18-6B	GN-AP-PW-18-9
3/29/2016		
3/30/2016		
4/4/2016		
5/17/2016		
5/19/2016		
5/23/2016		
7/11/2016		
7/12/2016		
7/13/2016		
7/14/2016		
9/13/2016		
9/14/2016		
11/15/2016		
11/16/2016		
2/28/2017		
3/1/2017		
5/23/2017		
5/24/2017		
6/20/2017		
6/21/2017		
1/9/2018		
1/10/2018		
4/17/2018		
4/19/2018		
10/1/2018		
10/3/2018		
10/4/2018		
12/11/2018	<0.001	0.000223 (J)
4/1/2019		
4/2/2019		
9/17/2019		
9/18/2019		
2/17/2020		
2/18/2020		
2/25/2020		
2/26/2020		
4/29/2020		
7/20/2020		
7/27/2020		
7/28/2020		
7/29/2020		

FIGURE B.

Box & Whiskers Plot

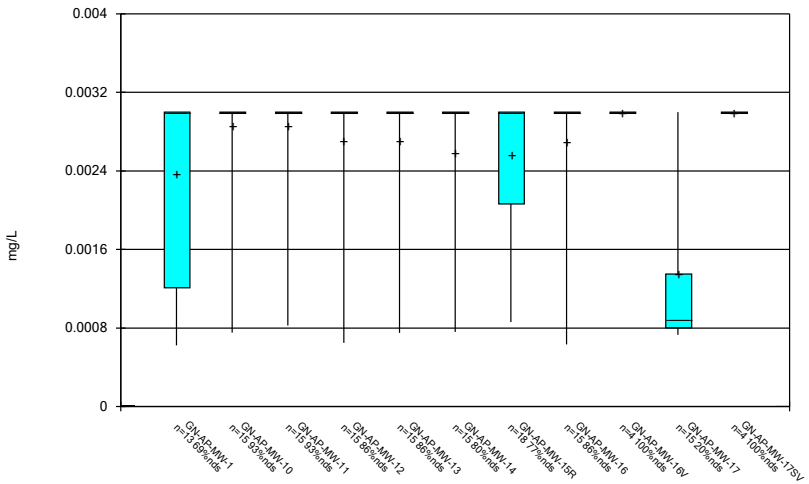

Constituent: Antimony Analysis Run 10/20/2020 1:25 PM

Plant Gaston Client: Southern Company Data: Gaston Ash Pond

Sanitas™ v.9.6.27 Groundwater Stats Consulting. UG

Box & Whiskers Plot

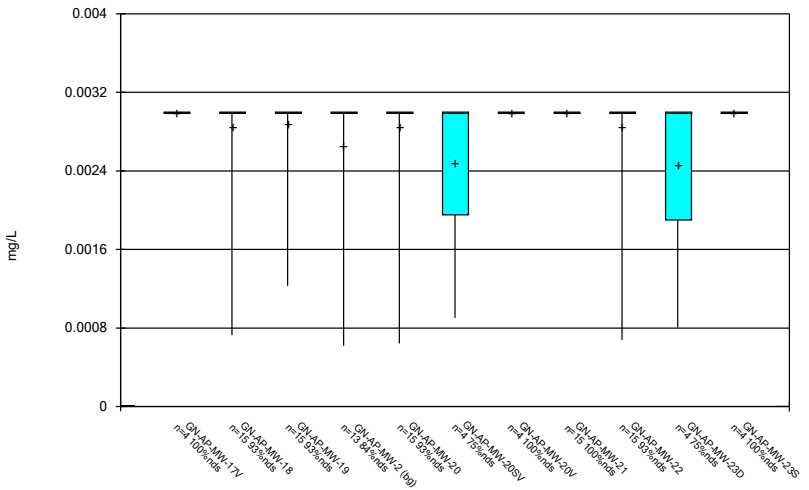

Constituent: Antimony Analysis Run 10/20/2020 1:25 PM

Plant Gaston Client: Southern Company Data: Gaston Ash Pond

Sanitas™ v.9.6.27 Groundwater Stats Consulting. UG

Box & Whiskers Plot

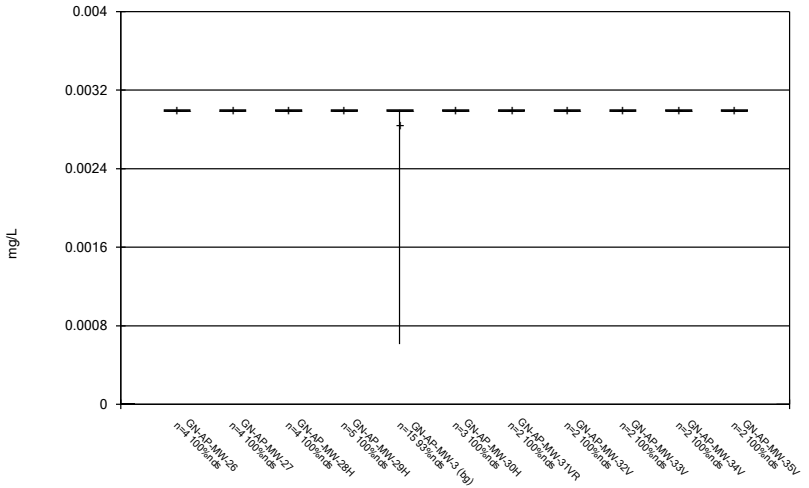

Constituent: Antimony Analysis Run 10/20/2020 1:25 PM

Plant Gaston Client: Southern Company Data: Gaston Ash Pond

Sanitas™ v.9.6.27 Groundwater Stats Consulting. UG

Box & Whiskers Plot

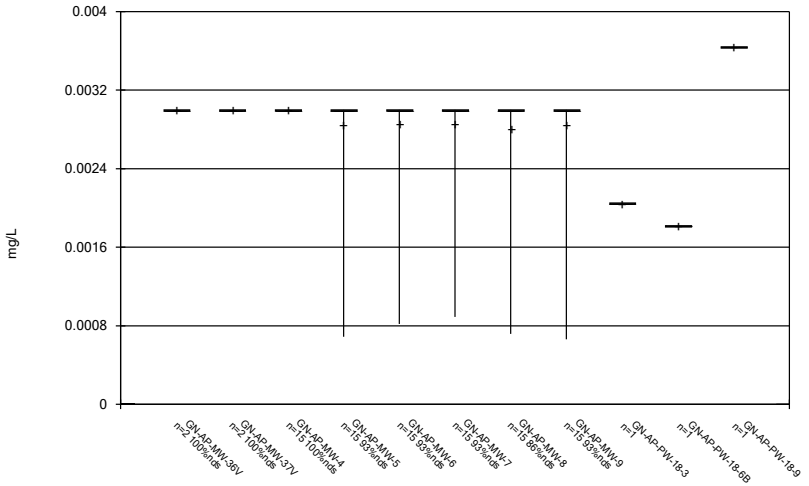

Constituent: Antimony Analysis Run 10/20/2020 1:25 PM

Plant Gaston Client: Southern Company Data: Gaston Ash Pond

Box & Whiskers Plot

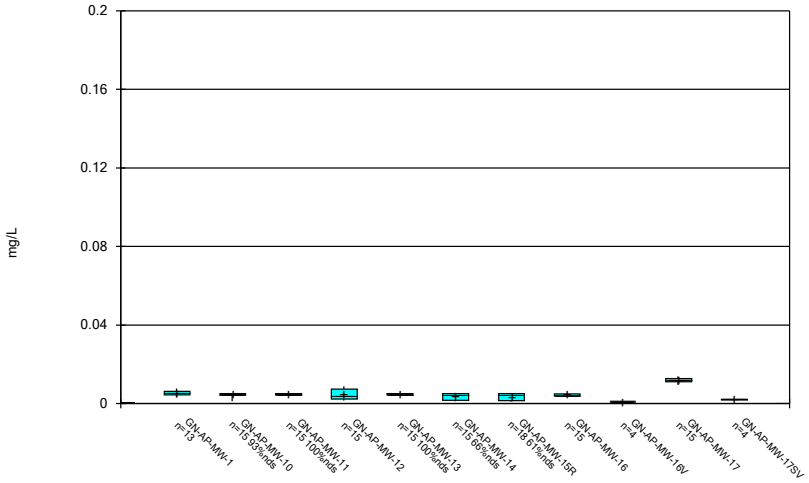

Constituent: Arsenic Analysis Run 10/20/2020 1:25 PM

Plant Gaston Client: Southern Company Data: Gaston Ash Pond

Sanitas™ v.9.6.27 Groundwater Stats Consulting. UG

Box & Whiskers Plot

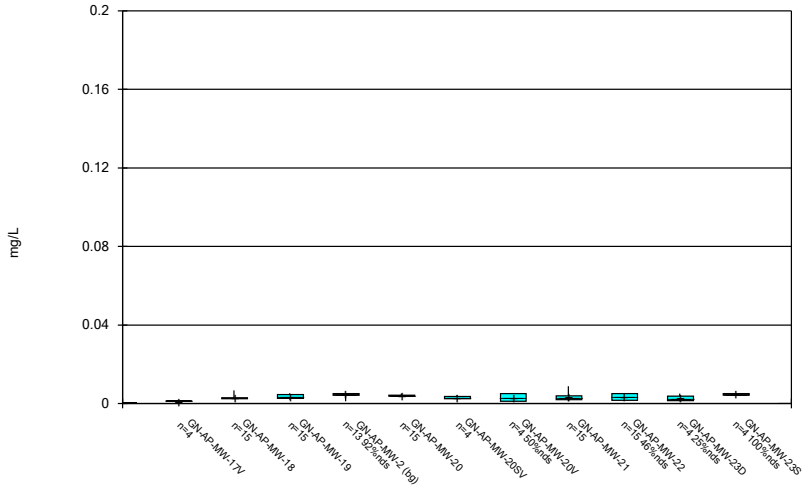

Constituent: Arsenic Analysis Run 10/20/2020 1:25 PM

Plant Gaston Client: Southern Company Data: Gaston Ash Pond

Sanitas™ v.9.6.27 Groundwater Stats Consulting. UG

Box & Whiskers Plot

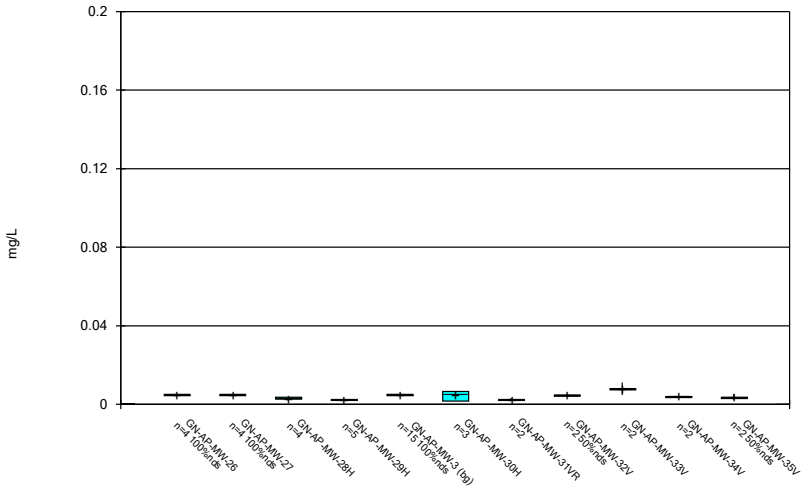

Constituent: Arsenic Analysis Run 10/20/2020 1:25 PM

Plant Gaston Client: Southern Company Data: Gaston Ash Pond

Sanitas™ v.9.6.27 Groundwater Stats Consulting. UG

Box & Whiskers Plot

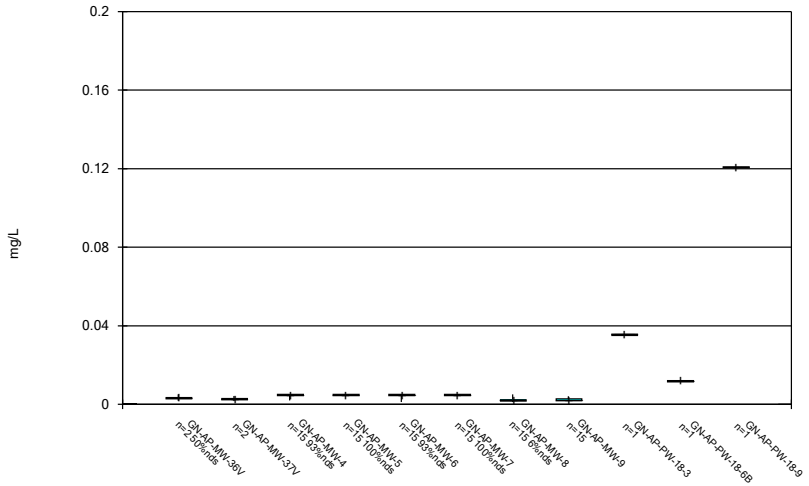

Constituent: Arsenic Analysis Run 10/20/2020 1:25 PM

Plant Gaston Client: Southern Company Data: Gaston Ash Pond

Box & Whiskers Plot

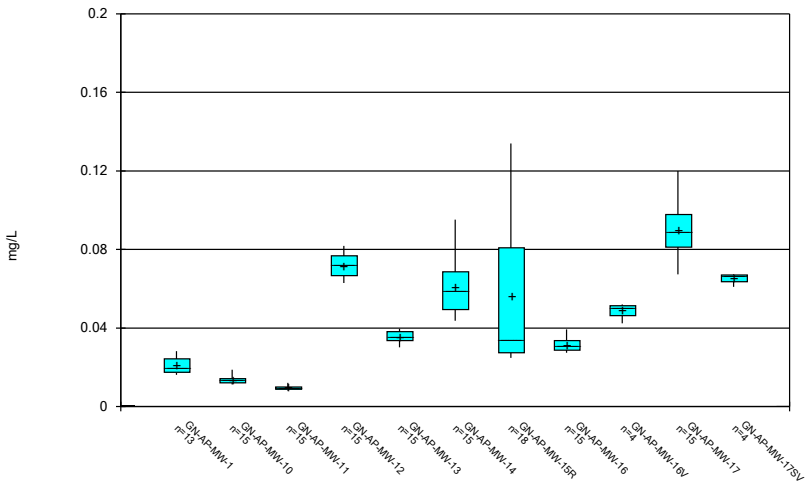

Constituent: Barium Analysis Run 10/20/2020 1:25 PM

Plant Gaston Client: Southern Company Data: Gaston Ash Pond

Sanitas™ v.9.6.27 Groundwater Stats Consulting. UG

Box & Whiskers Plot

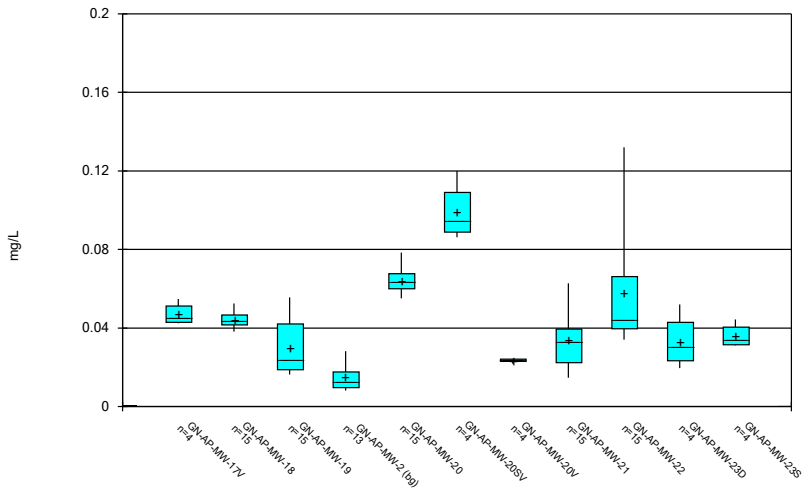

Constituent: Barium Analysis Run 10/20/2020 1:25 PM

Plant Gaston Client: Southern Company Data: Gaston Ash Pond

Sanitas™ v.9.6.27 Groundwater Stats Consulting. UG

Box & Whiskers Plot

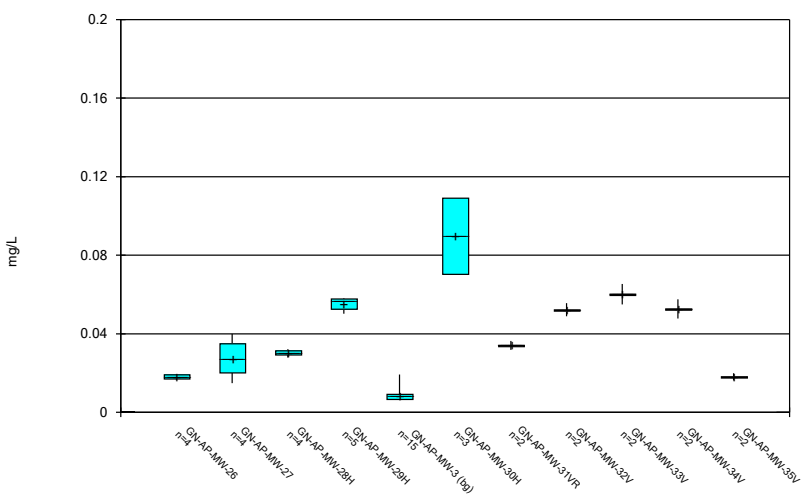

Constituent: Barium Analysis Run 10/20/2020 1:25 PM

Plant Gaston Client: Southern Company Data: Gaston Ash Pond

Sanitas™ v.9.6.27 Groundwater Stats Consulting. UG

Box & Whiskers Plot

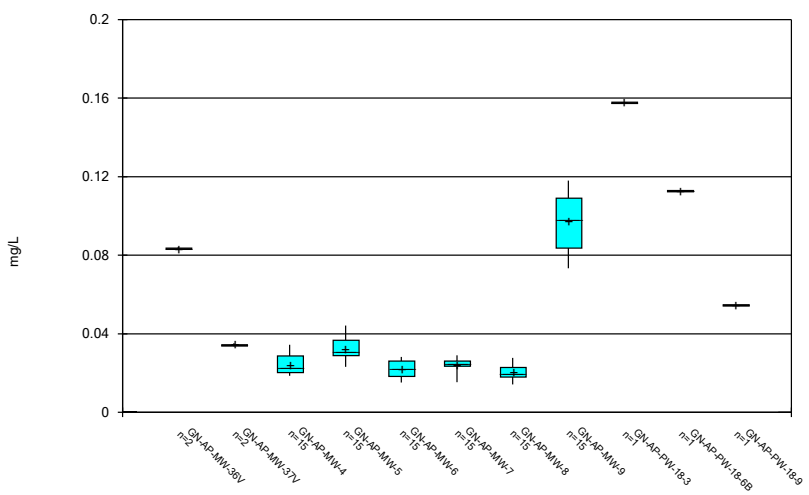

Constituent: Barium Analysis Run 10/20/2020 1:25 PM

Plant Gaston Client: Southern Company Data: Gaston Ash Pond

Box & Whiskers Plot

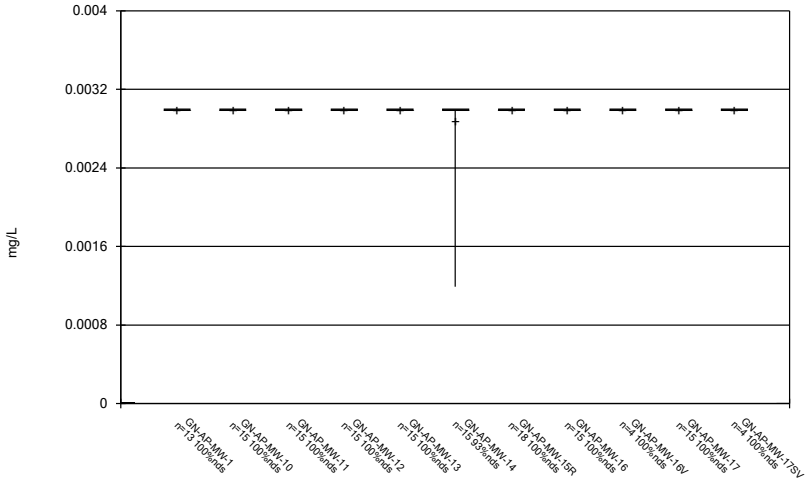

Constituent: Beryllium Analysis Run 10/20/2020 1:25 PM

Plant Gaston Client: Southern Company Data: Gaston Ash Pond

Sanitas™ v.9.6.27 Groundwater Stats Consulting. UG

Box & Whiskers Plot

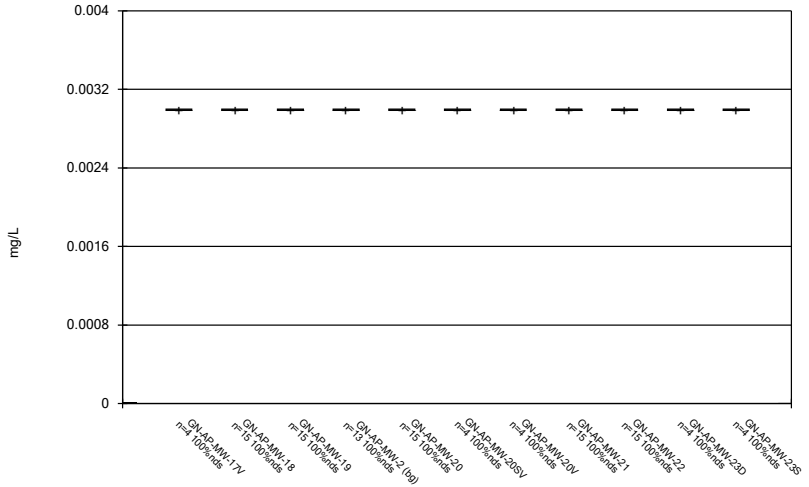

Constituent: Beryllium Analysis Run 10/20/2020 1:25 PM

Plant Gaston Client: Southern Company Data: Gaston Ash Pond

Sanitas™ v.9.6.27 Groundwater Stats Consulting. UG

Box & Whiskers Plot

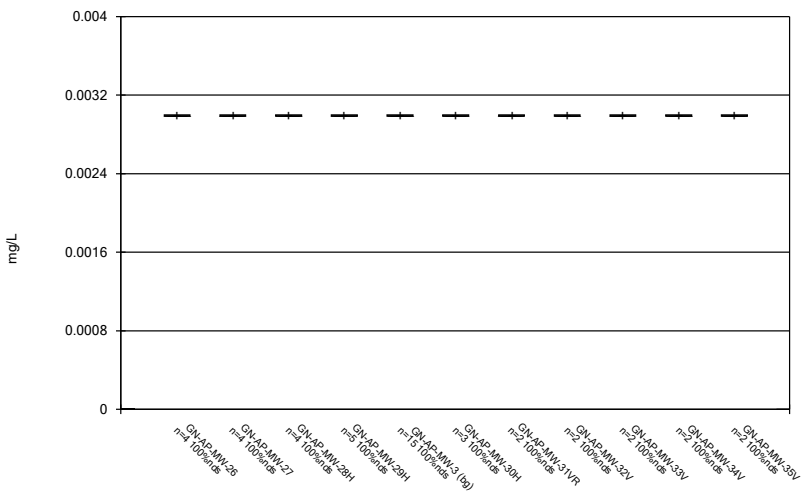

Constituent: Beryllium Analysis Run 10/20/2020 1:25 PM

Plant Gaston Client: Southern Company Data: Gaston Ash Pond

Sanitas™ v.9.6.27 Groundwater Stats Consulting. UG

Box & Whiskers Plot

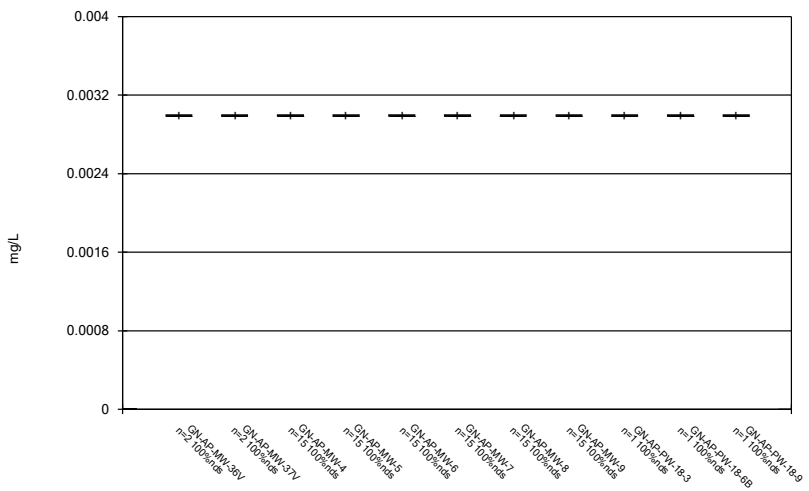

Constituent: Beryllium Analysis Run 10/20/2020 1:25 PM

Plant Gaston Client: Southern Company Data: Gaston Ash Pond

Box & Whiskers Plot

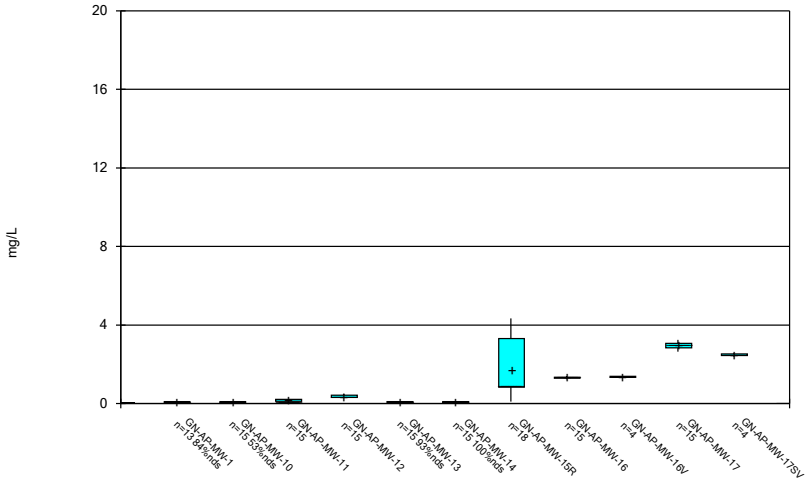

Constituent: Boron Analysis Run 10/20/2020 1:25 PM

Plant Gaston Client: Southern Company Data: Gaston Ash Pond

Sanitas™ v.9.6.27 Groundwater Stats Consulting. UG

Box & Whiskers Plot

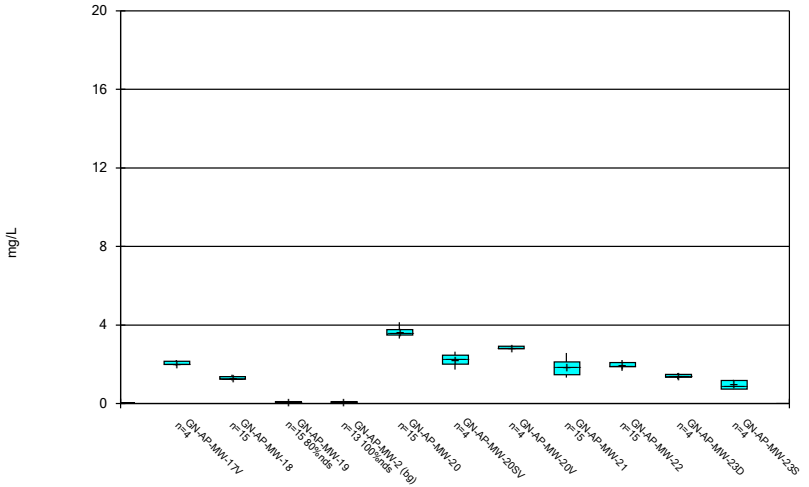

Constituent: Boron Analysis Run 10/20/2020 1:25 PM

Plant Gaston Client: Southern Company Data: Gaston Ash Pond

Sanitas™ v.9.6.27 Groundwater Stats Consulting. UG

Box & Whiskers Plot

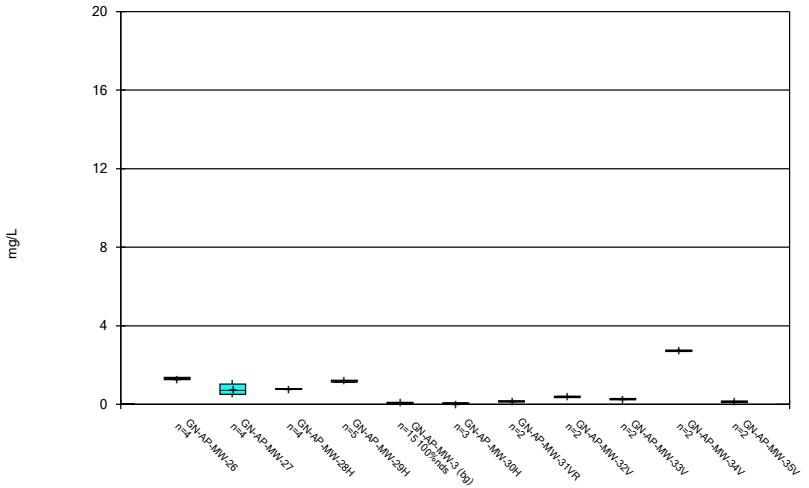

Constituent: Boron Analysis Run 10/20/2020 1:25 PM

Plant Gaston Client: Southern Company Data: Gaston Ash Pond

Sanitas™ v.9.6.27 Groundwater Stats Consulting. UG

Box & Whiskers Plot

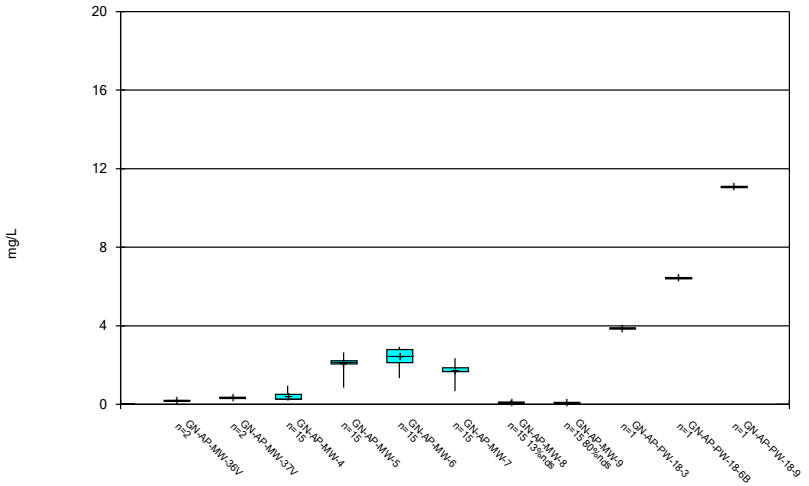

Constituent: Boron Analysis Run 10/20/2020 1:25 PM

Plant Gaston Client: Southern Company Data: Gaston Ash Pond

Box & Whiskers Plot

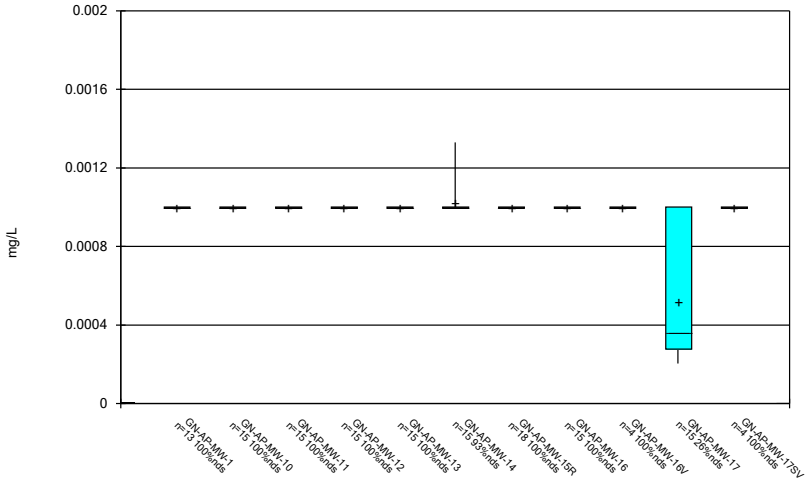

Constituent: Cadmium Analysis Run 10/20/2020 1:25 PM

Plant Gaston Client: Southern Company Data: Gaston Ash Pond

Sanitas™ v.9.6.27 Groundwater Stats Consulting. UG

Box & Whiskers Plot

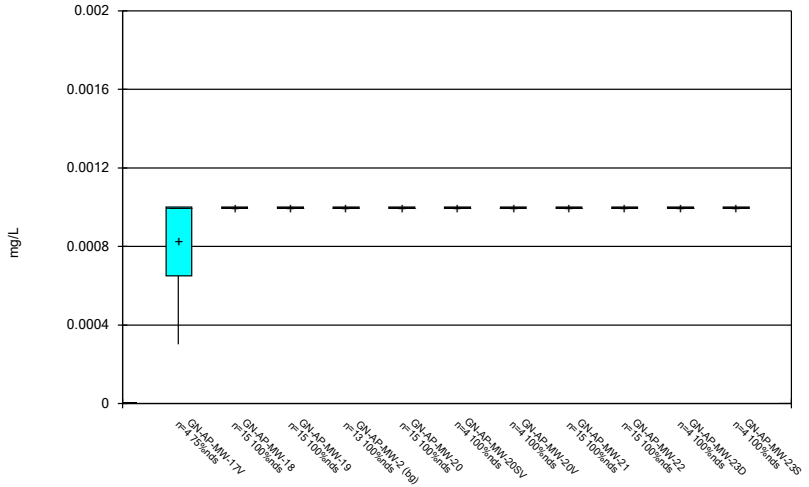

Constituent: Cadmium Analysis Run 10/20/2020 1:25 PM

Plant Gaston Client: Southern Company Data: Gaston Ash Pond

Sanitas™ v.9.6.27 Groundwater Stats Consulting. UG

Box & Whiskers Plot

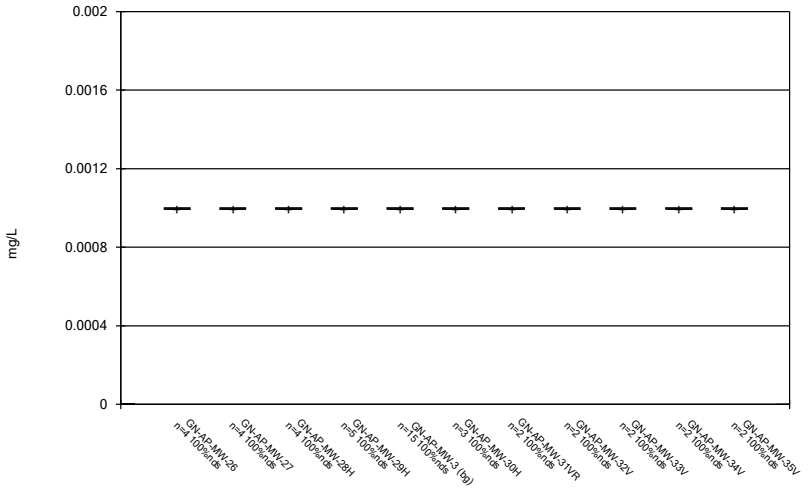

Constituent: Cadmium Analysis Run 10/20/2020 1:25 PM

Plant Gaston Client: Southern Company Data: Gaston Ash Pond

Sanitas™ v.9.6.27 Groundwater Stats Consulting. UG

Box & Whiskers Plot

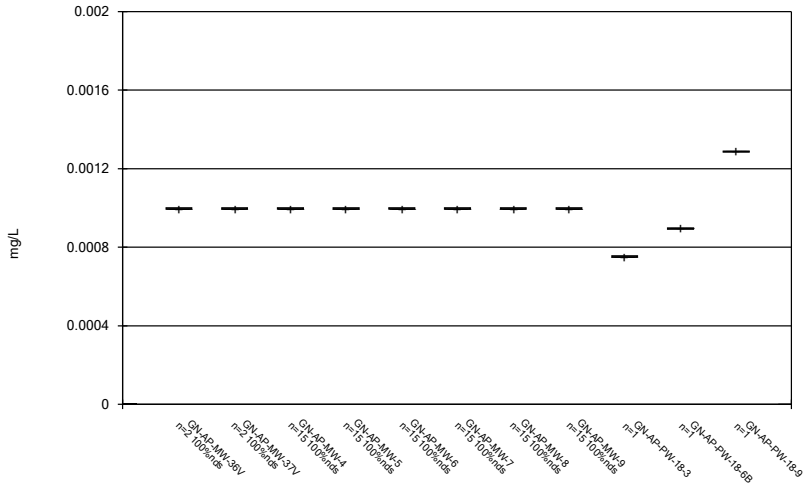

Constituent: Cadmium Analysis Run 10/20/2020 1:25 PM

Plant Gaston Client: Southern Company Data: Gaston Ash Pond

Box & Whiskers Plot

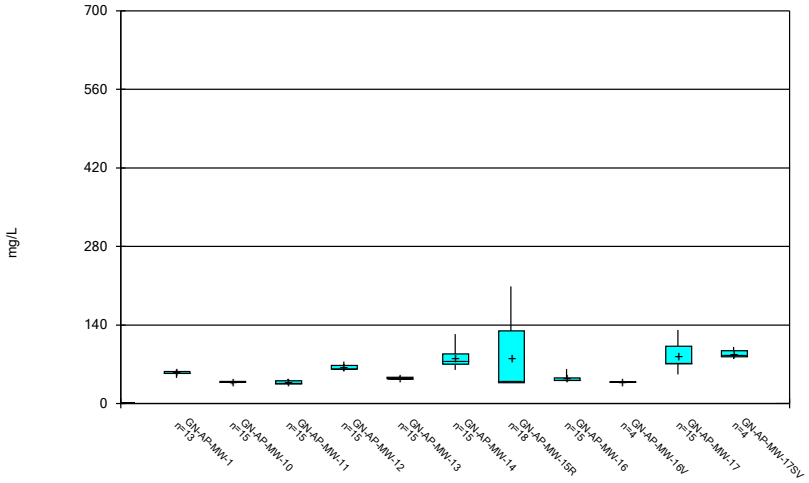

Constituent: Calcium Analysis Run 10/20/2020 1:26 PM

Plant Gaston Client: Southern Company Data: Gaston Ash Pond

Sanitas™ v.9.6.27 Groundwater Stats Consulting. UG

Box & Whiskers Plot

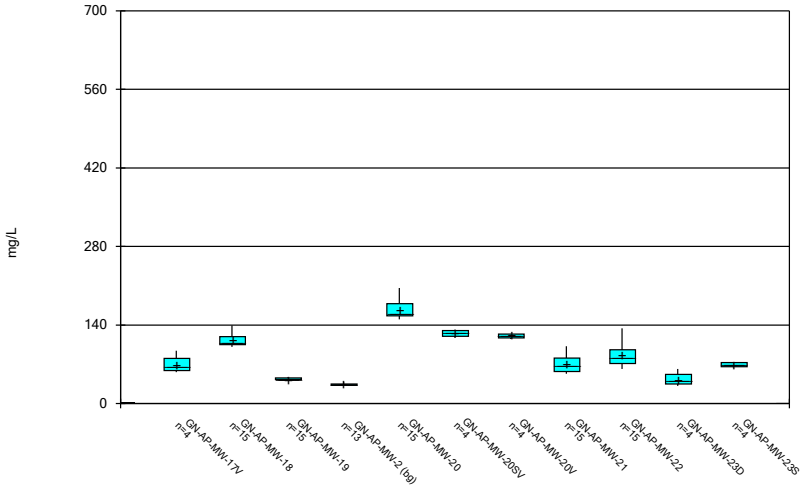

Constituent: Calcium Analysis Run 10/20/2020 1:26 PM

Plant Gaston Client: Southern Company Data: Gaston Ash Pond

Sanitas™ v.9.6.27 Groundwater Stats Consulting. UG

Box & Whiskers Plot

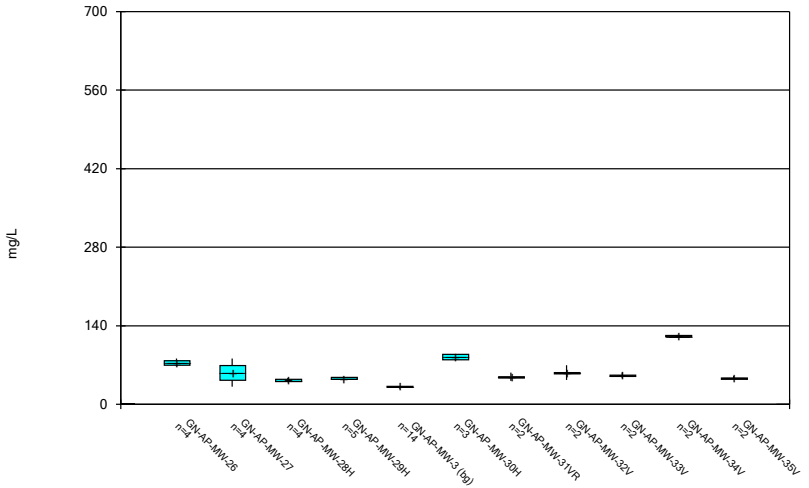

Constituent: Calcium Analysis Run 10/20/2020 1:26 PM

Plant Gaston Client: Southern Company Data: Gaston Ash Pond

Sanitas™ v.9.6.27 Groundwater Stats Consulting. UG

Box & Whiskers Plot

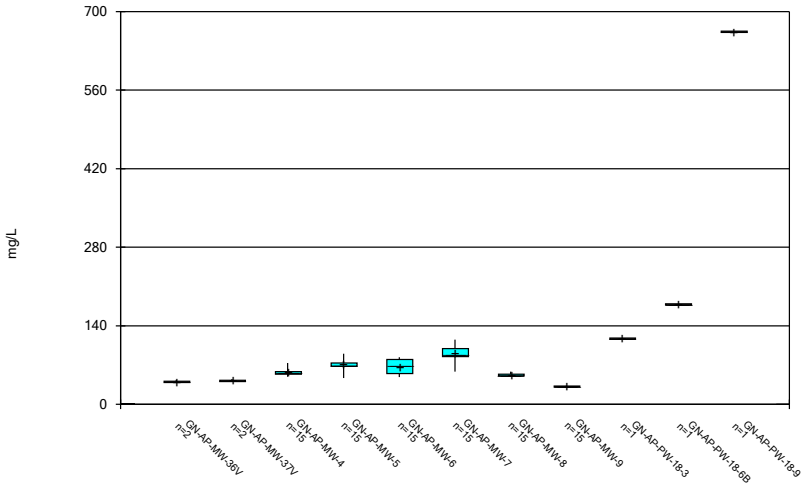

Constituent: Calcium Analysis Run 10/20/2020 1:26 PM

Plant Gaston Client: Southern Company Data: Gaston Ash Pond

Box & Whiskers Plot

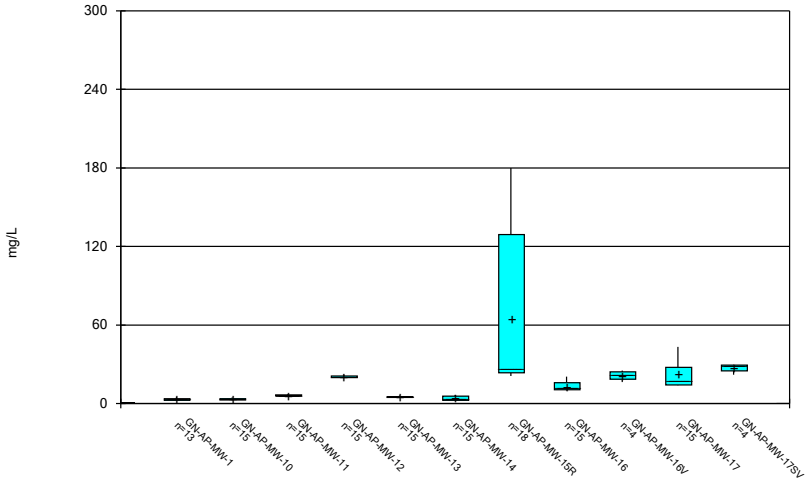

Constituent: Chloride Analysis Run 10/20/2020 1:26 PM

Plant Gaston Client: Southern Company Data: Gaston Ash Pond

Sanitas™ v.9.6.27 Groundwater Stats Consulting. UG

Box & Whiskers Plot

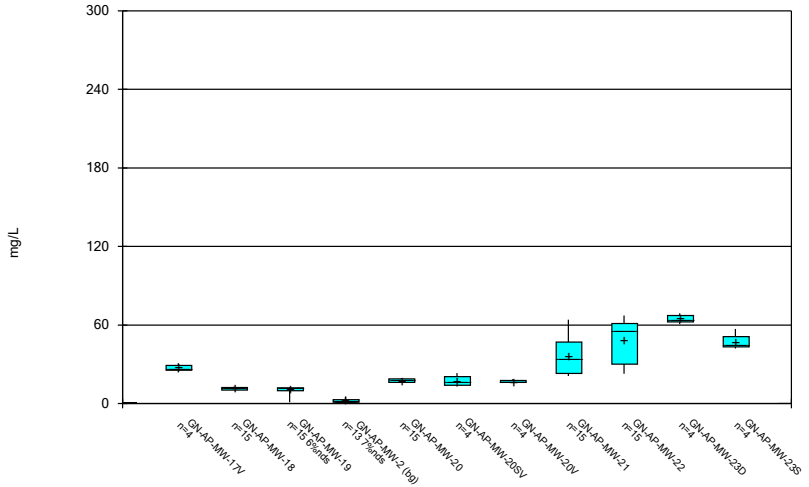

Constituent: Chloride Analysis Run 10/20/2020 1:26 PM

Plant Gaston Client: Southern Company Data: Gaston Ash Pond

Sanitas™ v.9.6.27 Groundwater Stats Consulting. UG

Box & Whiskers Plot

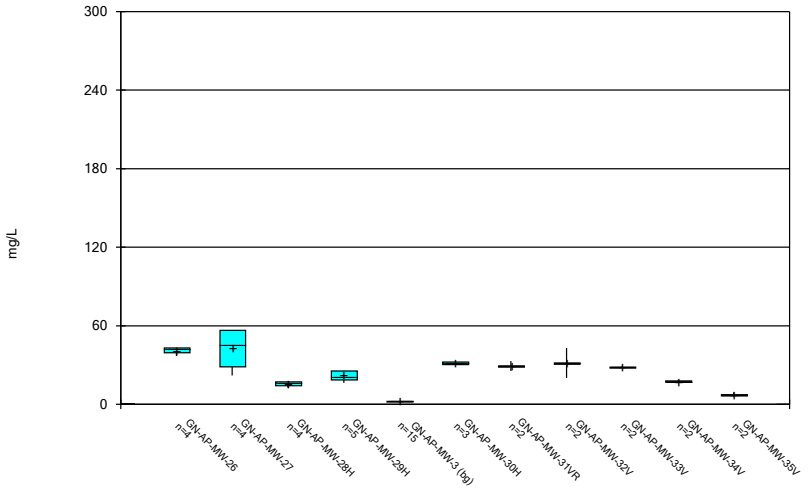

Constituent: Chloride Analysis Run 10/20/2020 1:26 PM

Plant Gaston Client: Southern Company Data: Gaston Ash Pond

Sanitas™ v.9.6.27 Groundwater Stats Consulting. UG

Box & Whiskers Plot

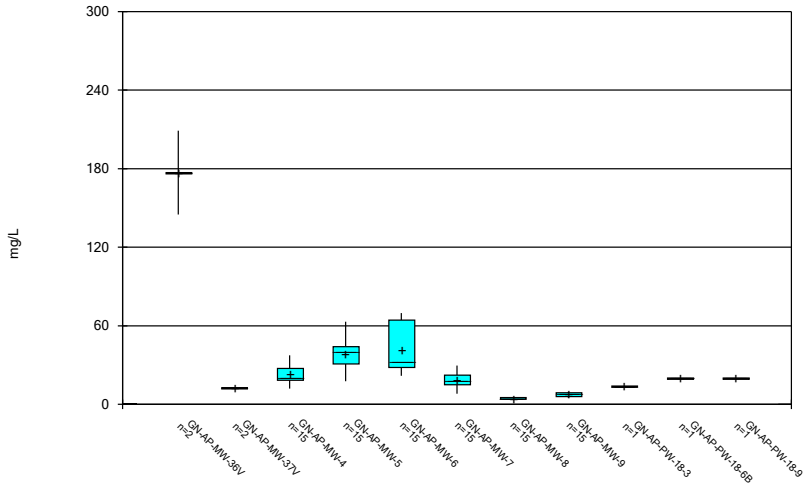

Constituent: Chloride Analysis Run 10/20/2020 1:26 PM

Plant Gaston Client: Southern Company Data: Gaston Ash Pond

Box & Whiskers Plot



Constituent: Chromium Analysis Run 10/20/2020 1:26 PM

Plant Gaston Client: Southern Company Data: Gaston Ash Pond

Sanitas™ v.9.6.27 Groundwater Stats Consulting. UG

Box & Whiskers Plot

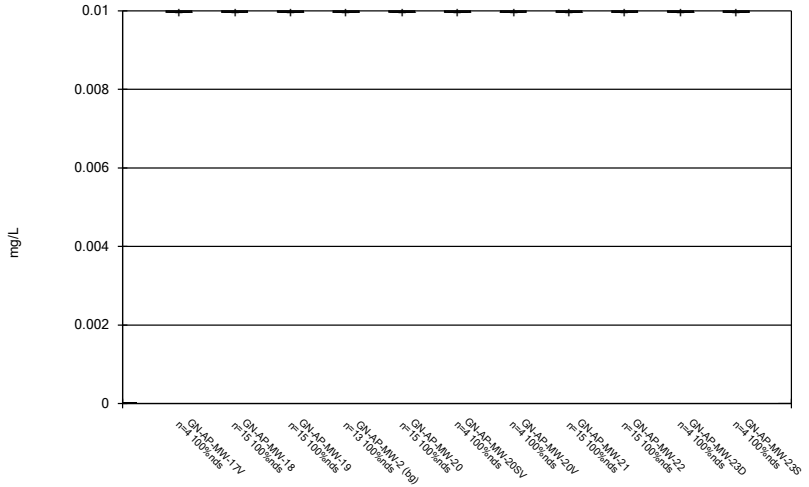

Constituent: Chromium Analysis Run 10/20/2020 1:26 PM

Plant Gaston Client: Southern Company Data: Gaston Ash Pond

Sanitas™ v.9.6.27 Groundwater Stats Consulting. UG

Box & Whiskers Plot

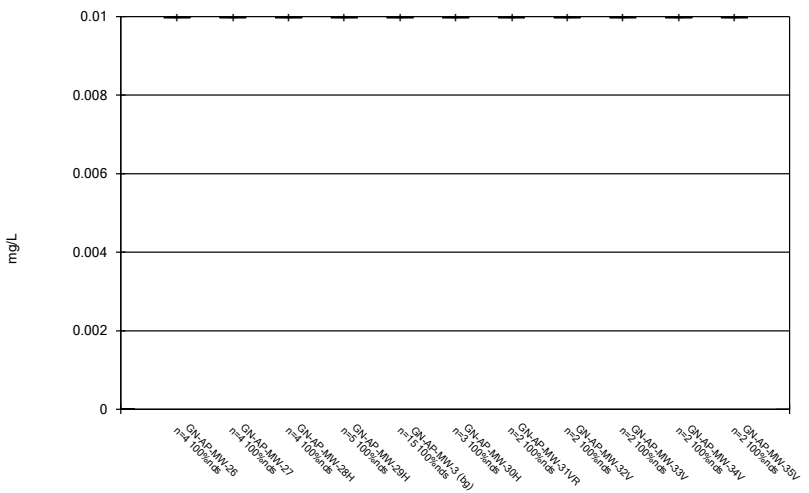

Constituent: Chromium Analysis Run 10/20/2020 1:26 PM

Plant Gaston Client: Southern Company Data: Gaston Ash Pond

Sanitas™ v.9.6.27 Groundwater Stats Consulting. UG

Box & Whiskers Plot

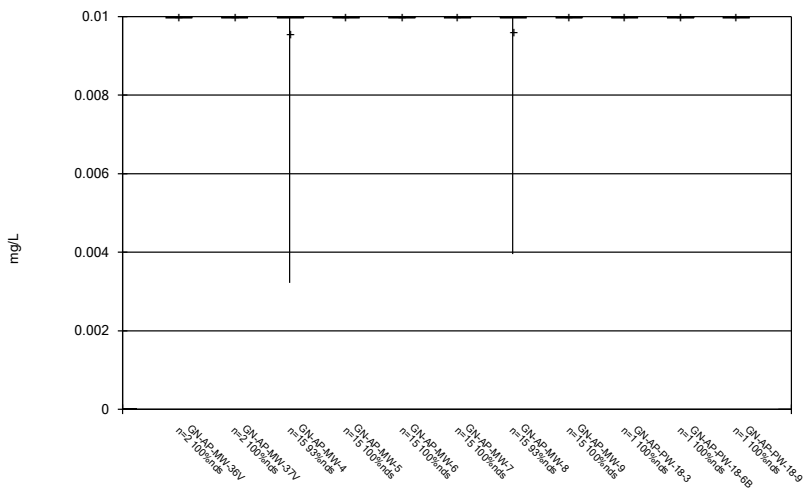

Constituent: Chromium Analysis Run 10/20/2020 1:26 PM

Plant Gaston Client: Southern Company Data: Gaston Ash Pond

Box & Whiskers Plot

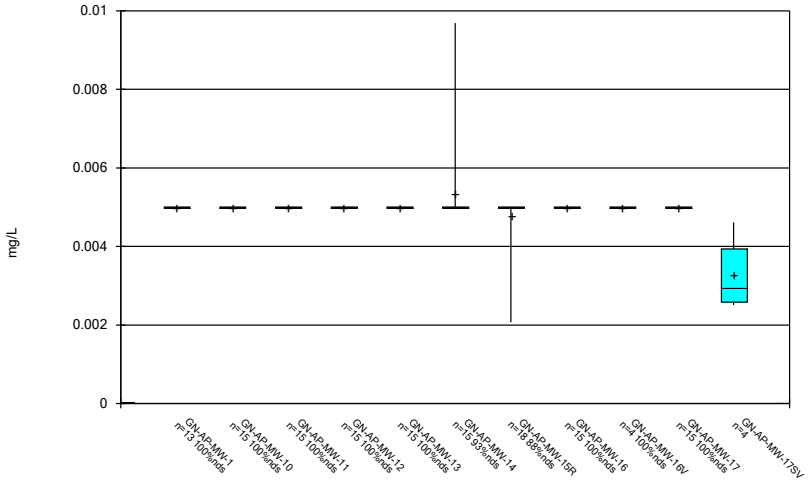

Constituent: Cobalt Analysis Run 10/20/2020 1:26 PM

Plant Gaston Client: Southern Company Data: Gaston Ash Pond

Sanitas™ v.9.6.27 Groundwater Stats Consulting. UG

Box & Whiskers Plot

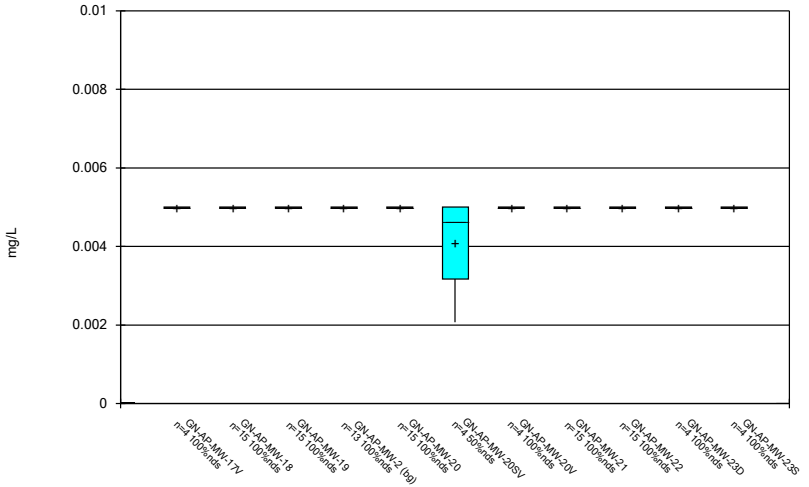

Constituent: Cobalt Analysis Run 10/20/2020 1:26 PM

Plant Gaston Client: Southern Company Data: Gaston Ash Pond

Sanitas™ v.9.6.27 Groundwater Stats Consulting. UG

Box & Whiskers Plot

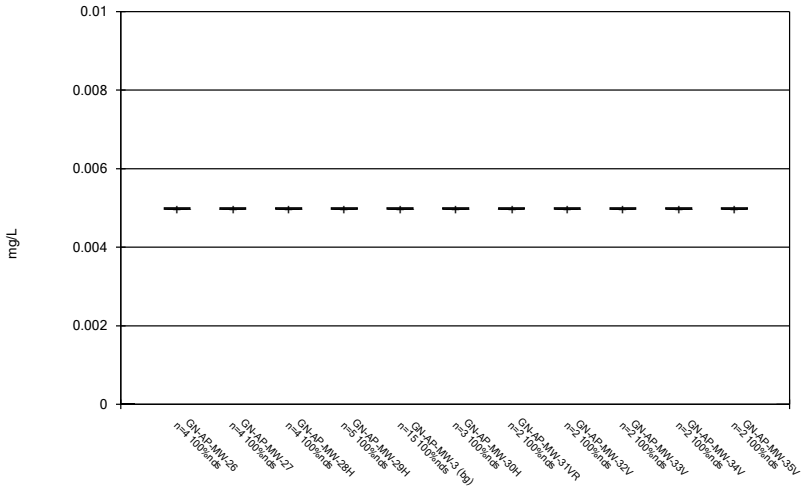

Constituent: Cobalt Analysis Run 10/20/2020 1:26 PM

Plant Gaston Client: Southern Company Data: Gaston Ash Pond

Sanitas™ v.9.6.27 Groundwater Stats Consulting. UG

Box & Whiskers Plot

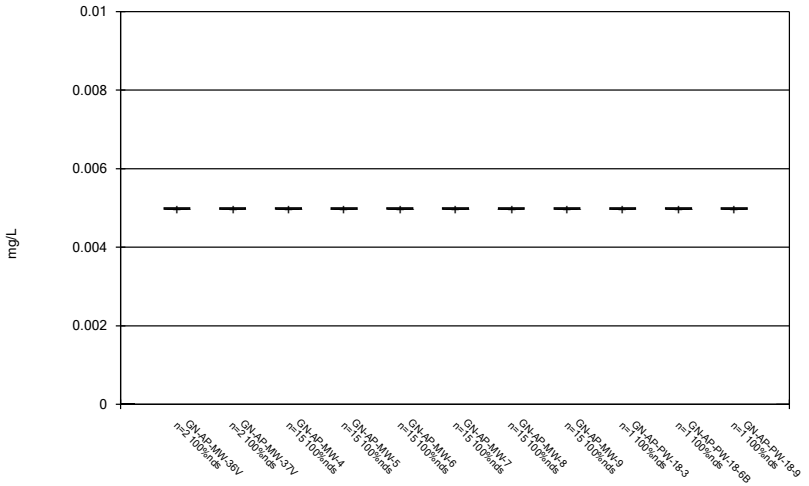

Constituent: Cobalt Analysis Run 10/20/2020 1:26 PM

Plant Gaston Client: Southern Company Data: Gaston Ash Pond

Box & Whiskers Plot

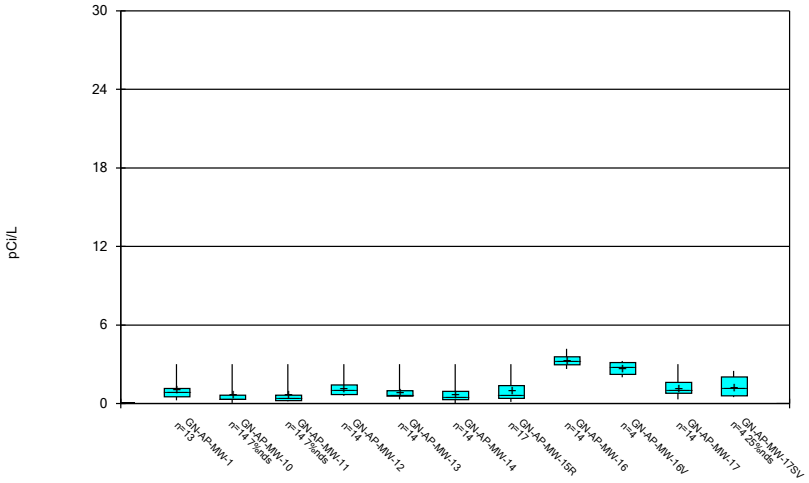

Constituent: Combined Radium 226 + 228 Analysis Run 10/20/2020 1:26 PM

Plant Gaston Client: Southern Company Data: Gaston Ash Pond

Sanitas™ v.9.6.27 Groundwater Stats Consulting. UG

Box & Whiskers Plot

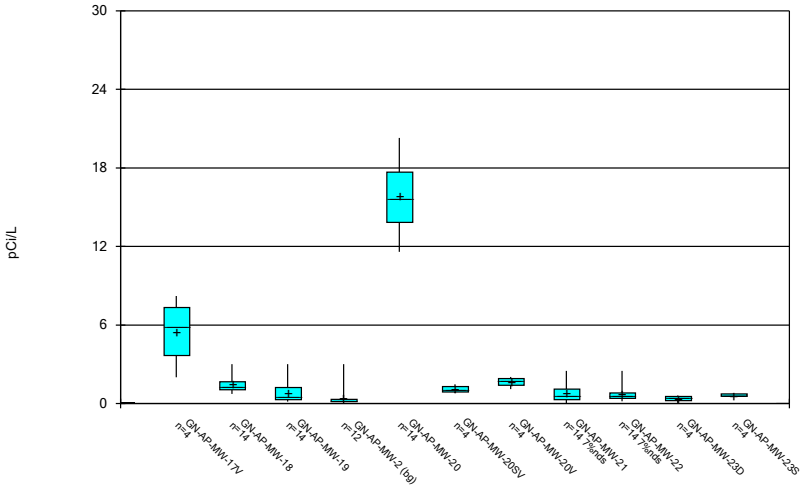

Constituent: Combined Radium 226 + 228 Analysis Run 10/20/2020 1:26 PM

Plant Gaston Client: Southern Company Data: Gaston Ash Pond

Sanitas™ v.9.6.27 Groundwater Stats Consulting. UG

Box & Whiskers Plot

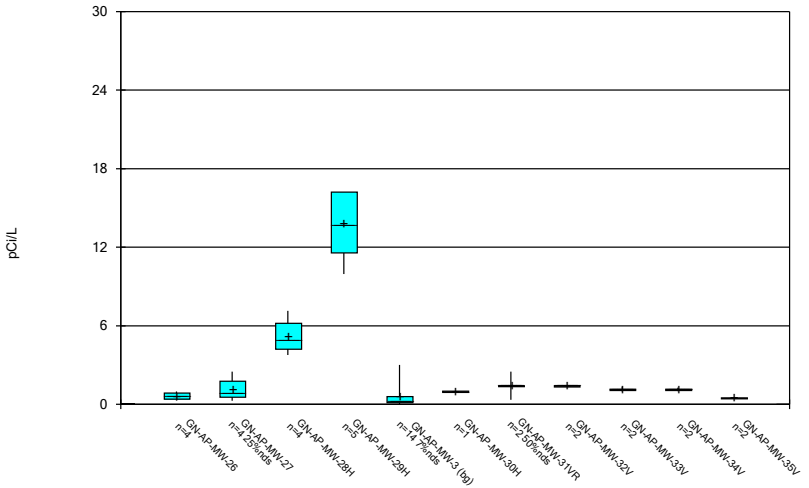

Constituent: Combined Radium 226 + 228 Analysis Run 10/20/2020 1:26 PM

Plant Gaston Client: Southern Company Data: Gaston Ash Pond

Sanitas™ v.9.6.27 Groundwater Stats Consulting. UG

Box & Whiskers Plot

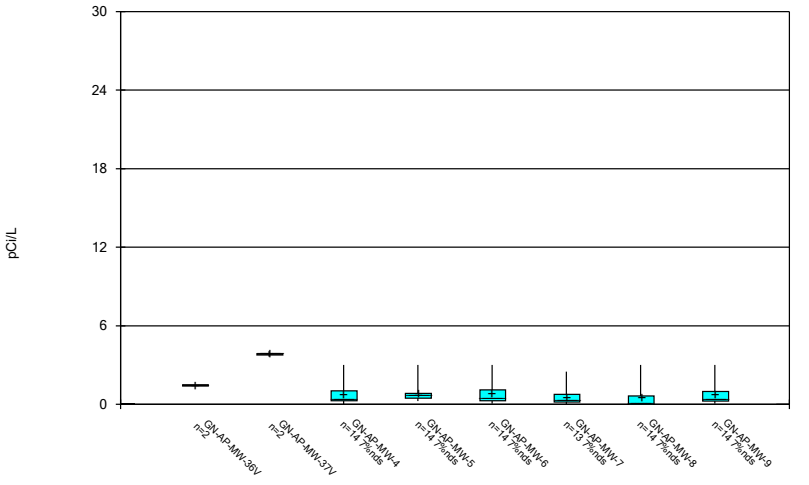

Constituent: Combined Radium 226 + 228 Analysis Run 10/20/2020 1:26 PM

Plant Gaston Client: Southern Company Data: Gaston Ash Pond

Box & Whiskers Plot

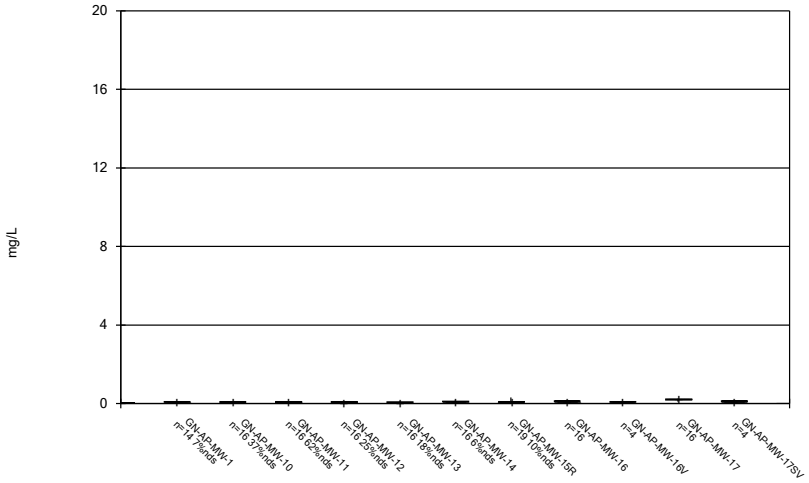

Constituent: Fluoride Analysis Run 10/20/2020 1:26 PM

Plant Gaston Client: Southern Company Data: Gaston Ash Pond

Sanitas™ v.9.6.27 Groundwater Stats Consulting. UG

Box & Whiskers Plot

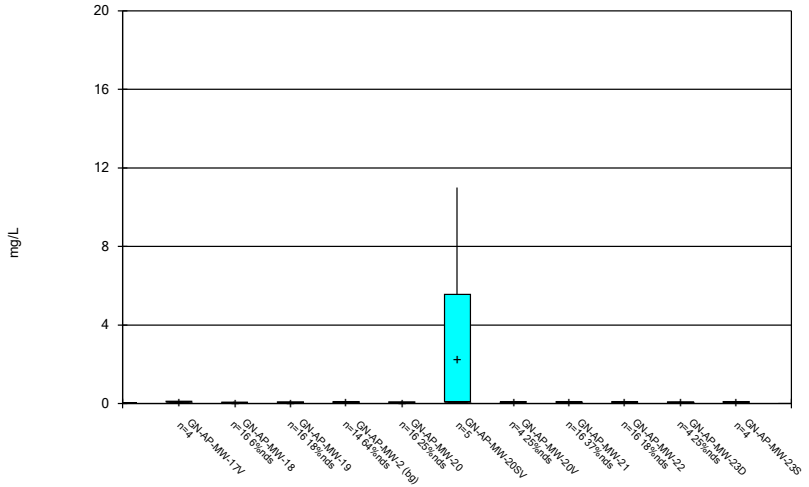

Constituent: Fluoride Analysis Run 10/20/2020 1:26 PM

Plant Gaston Client: Southern Company Data: Gaston Ash Pond

Sanitas™ v.9.6.27 Groundwater Stats Consulting. UG

Box & Whiskers Plot

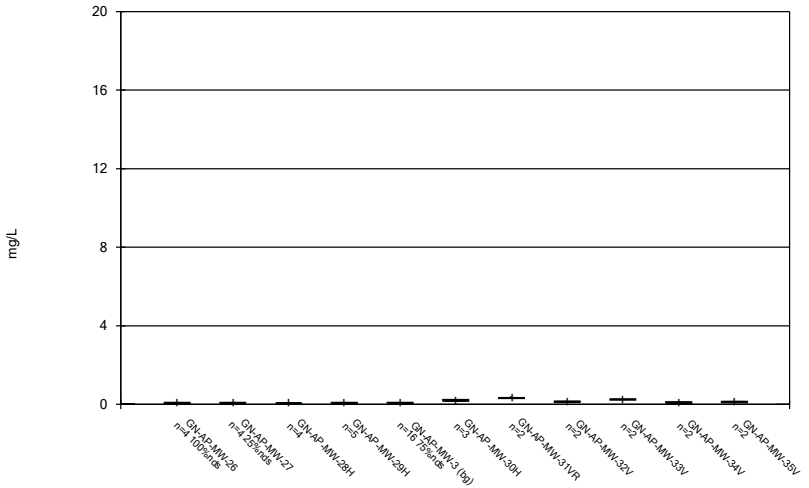

Constituent: Fluoride Analysis Run 10/20/2020 1:26 PM

Plant Gaston Client: Southern Company Data: Gaston Ash Pond

Sanitas™ v.9.6.27 Groundwater Stats Consulting. UG

Box & Whiskers Plot

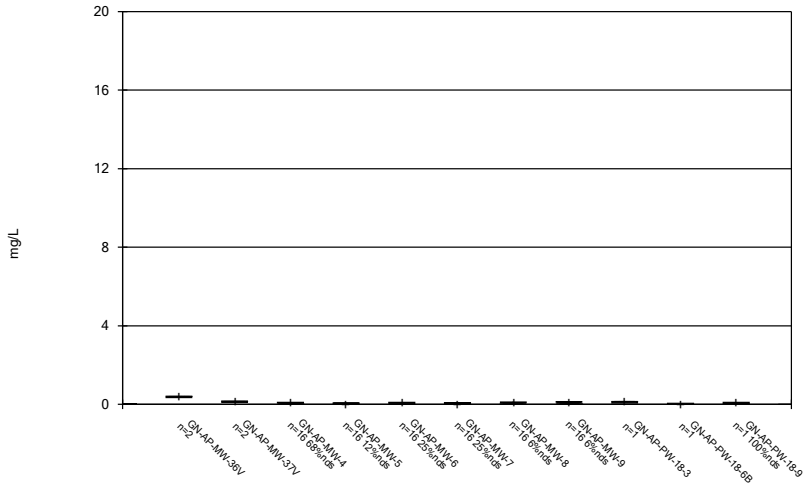

Constituent: Fluoride Analysis Run 10/20/2020 1:26 PM

Plant Gaston Client: Southern Company Data: Gaston Ash Pond

Box & Whiskers Plot

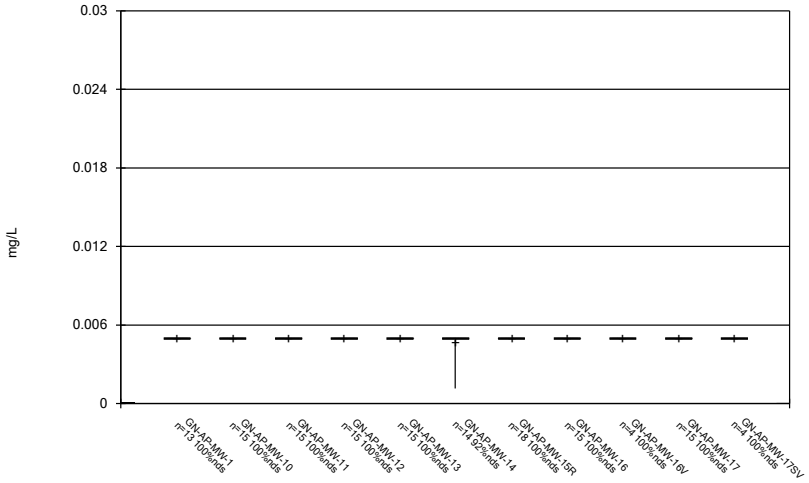

Constituent: Lead Analysis Run 10/20/2020 1:26 PM

Plant Gaston Client: Southern Company Data: Gaston Ash Pond

Sanitas™ v.9.6.27 Groundwater Stats Consulting. UG

Box & Whiskers Plot

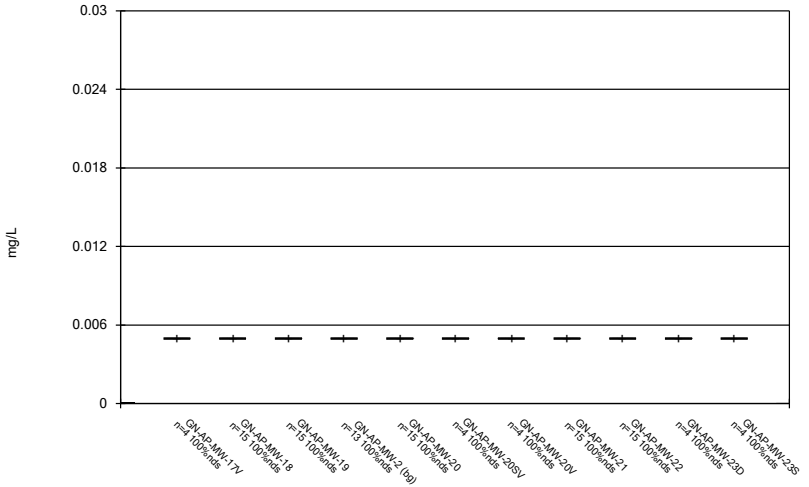

Constituent: Lead Analysis Run 10/20/2020 1:26 PM

Plant Gaston Client: Southern Company Data: Gaston Ash Pond

Sanitas™ v.9.6.27 Groundwater Stats Consulting. UG

Box & Whiskers Plot

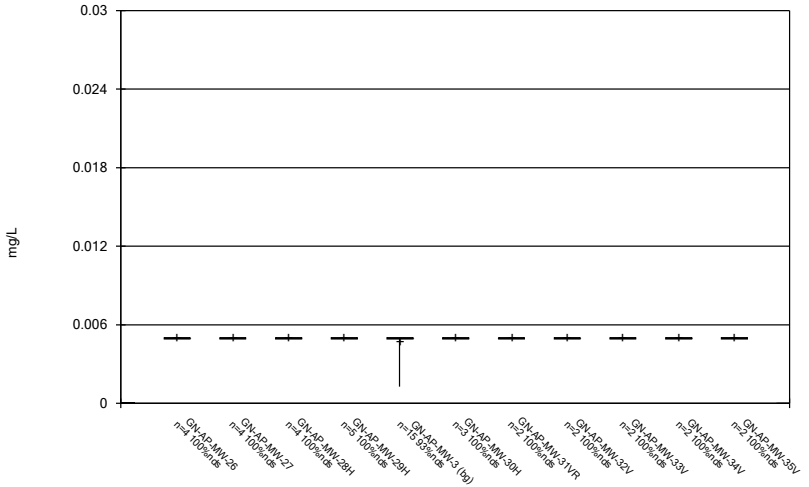

Constituent: Lead Analysis Run 10/20/2020 1:26 PM

Plant Gaston Client: Southern Company Data: Gaston Ash Pond

Sanitas™ v.9.6.27 Groundwater Stats Consulting. UG

Box & Whiskers Plot

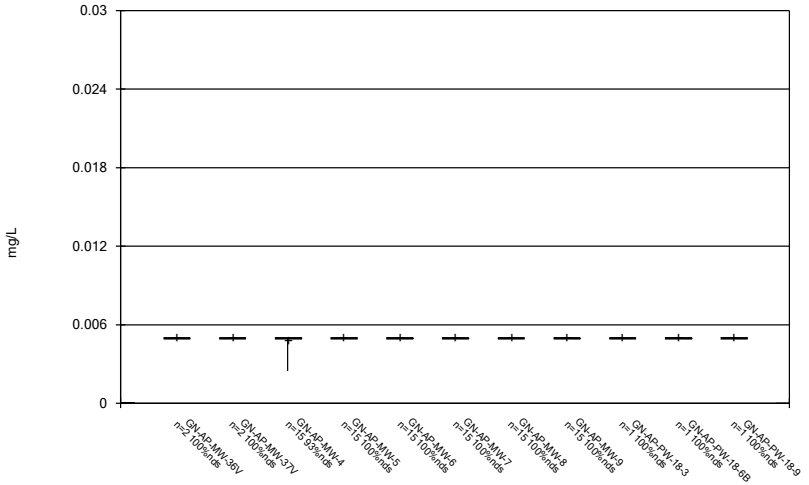

Constituent: Lead Analysis Run 10/20/2020 1:26 PM

Plant Gaston Client: Southern Company Data: Gaston Ash Pond

Box & Whiskers Plot

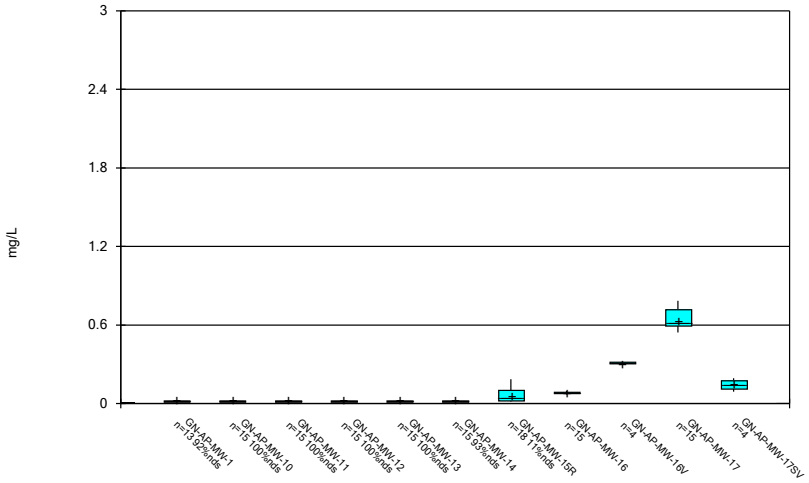

Constituent: Lithium Analysis Run 10/20/2020 1:26 PM

Plant Gaston Client: Southern Company Data: Gaston Ash Pond

Sanitas™ v.9.6.27 Groundwater Stats Consulting. UG

Box & Whiskers Plot

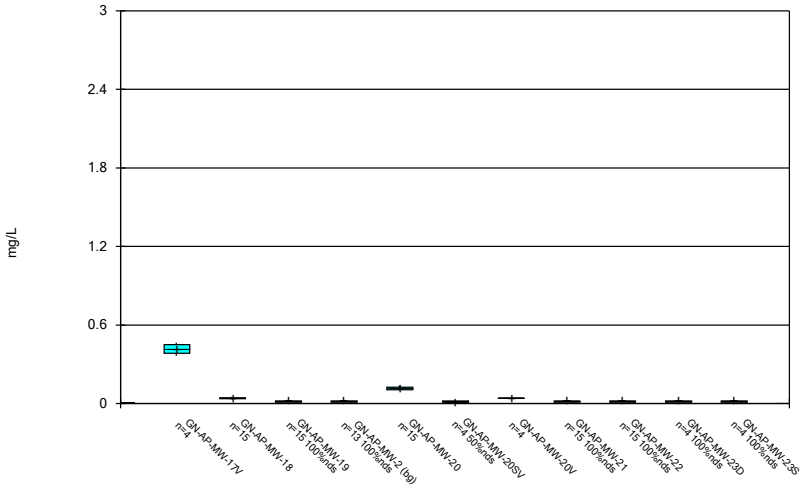

Constituent: Lithium Analysis Run 10/20/2020 1:26 PM

Plant Gaston Client: Southern Company Data: Gaston Ash Pond

Sanitas™ v.9.6.27 Groundwater Stats Consulting. UG

Box & Whiskers Plot

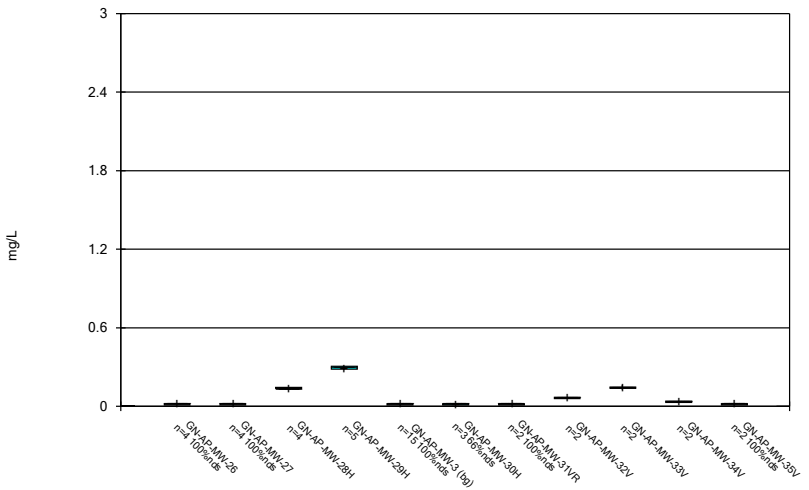

Constituent: Lithium Analysis Run 10/20/2020 1:26 PM

Plant Gaston Client: Southern Company Data: Gaston Ash Pond

Sanitas™ v.9.6.27 Groundwater Stats Consulting. UG

Box & Whiskers Plot

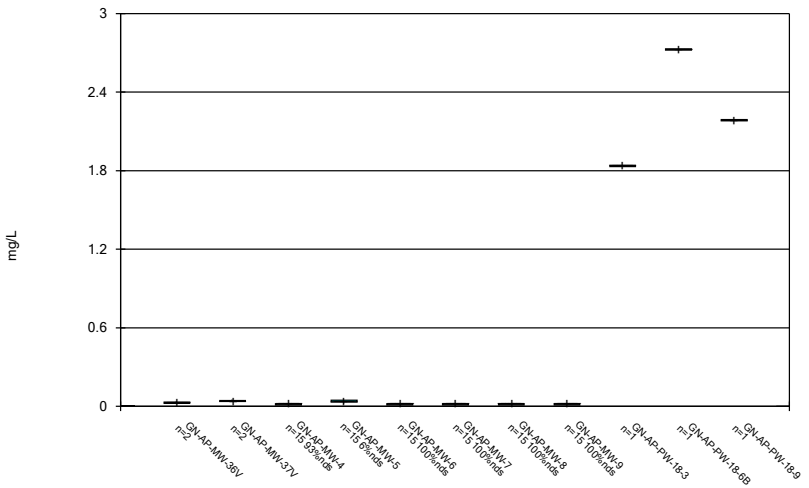

Constituent: Lithium Analysis Run 10/20/2020 1:26 PM

Plant Gaston Client: Southern Company Data: Gaston Ash Pond

Box & Whiskers Plot

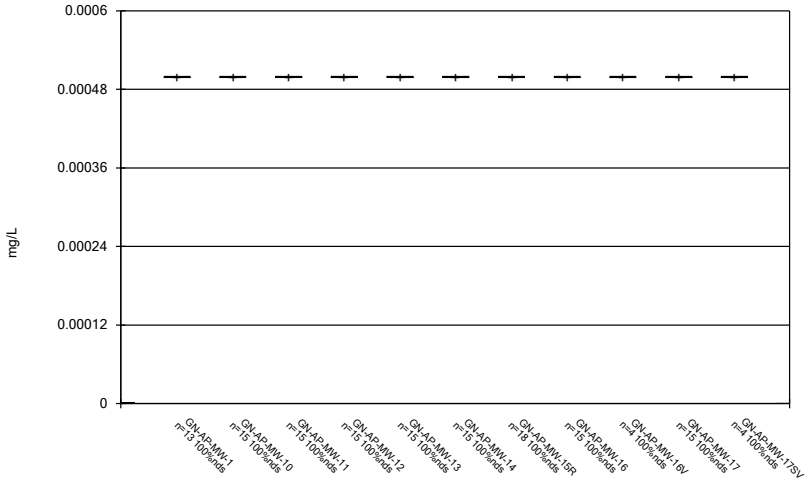

Constituent: Mercury Analysis Run 10/20/2020 1:26 PM

Plant Gaston Client: Southern Company Data: Gaston Ash Pond

Sanitas™ v.9.6.27 Groundwater Stats Consulting. UG

Box & Whiskers Plot

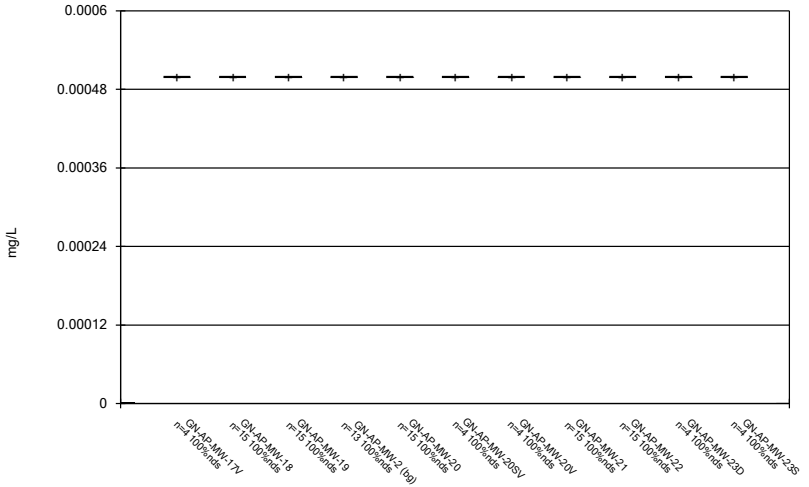

Constituent: Mercury Analysis Run 10/20/2020 1:26 PM

Plant Gaston Client: Southern Company Data: Gaston Ash Pond

Sanitas™ v.9.6.27 Groundwater Stats Consulting. UG

Box & Whiskers Plot

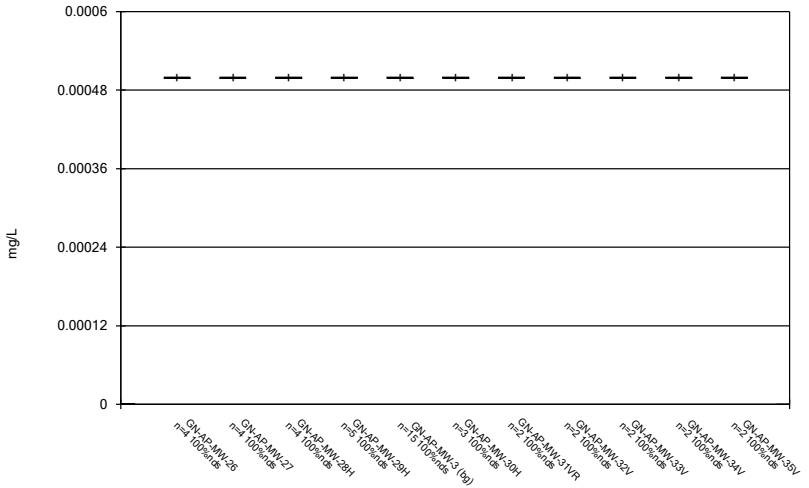

Constituent: Mercury Analysis Run 10/20/2020 1:26 PM

Plant Gaston Client: Southern Company Data: Gaston Ash Pond

Sanitas™ v.9.6.27 Groundwater Stats Consulting. UG

Box & Whiskers Plot

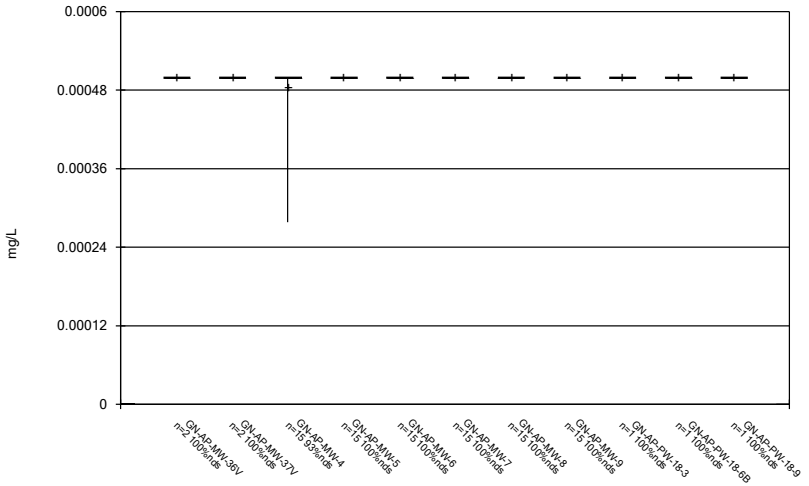

Constituent: Mercury Analysis Run 10/20/2020 1:26 PM

Plant Gaston Client: Southern Company Data: Gaston Ash Pond

Box & Whiskers Plot

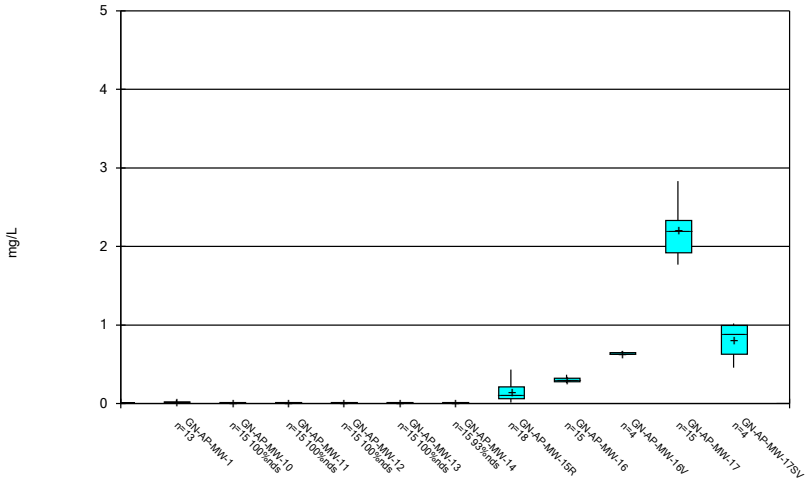

Constituent: Molybdenum Analysis Run 10/20/2020 1:26 PM
Plant Gaston Client: Southern Company Data: Gaston Ash Pond

Sanitas™ v.9.6.27 Groundwater Stats Consulting. UG

Box & Whiskers Plot

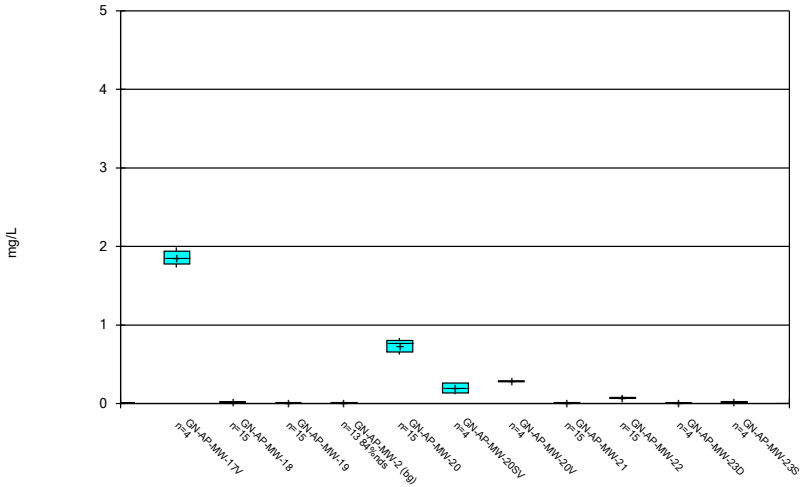

Constituent: Molybdenum Analysis Run 10/20/2020 1:26 PM
Plant Gaston Client: Southern Company Data: Gaston Ash Pond

Sanitas™ v.9.6.27 Groundwater Stats Consulting. UG

Box & Whiskers Plot

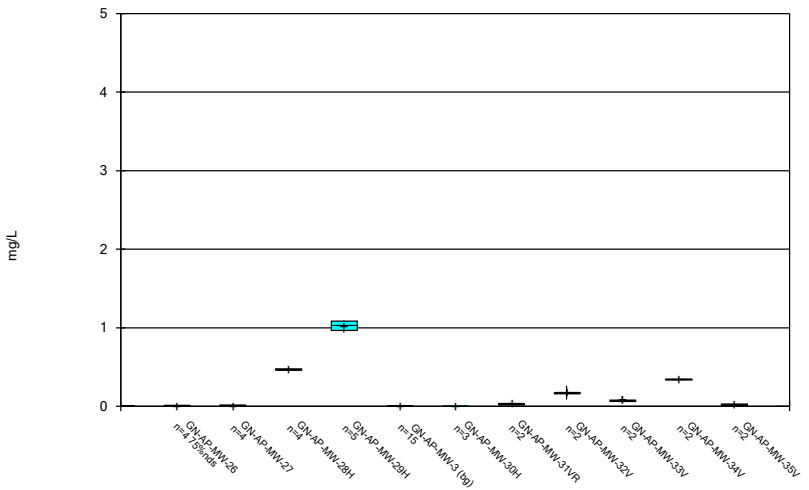

Constituent: Molybdenum Analysis Run 10/20/2020 1:26 PM
Plant Gaston Client: Southern Company Data: Gaston Ash Pond

Sanitas™ v.9.6.27 Groundwater Stats Consulting. UG

Box & Whiskers Plot

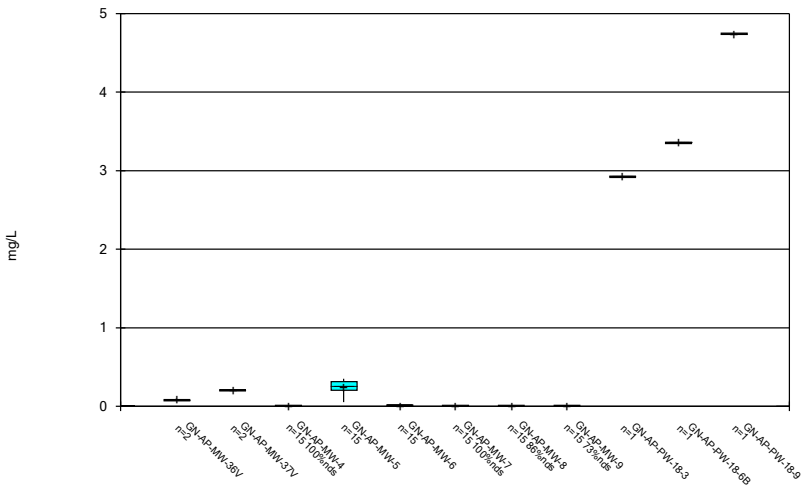

Constituent: Molybdenum Analysis Run 10/20/2020 1:26 PM
Plant Gaston Client: Southern Company Data: Gaston Ash Pond

Box & Whiskers Plot

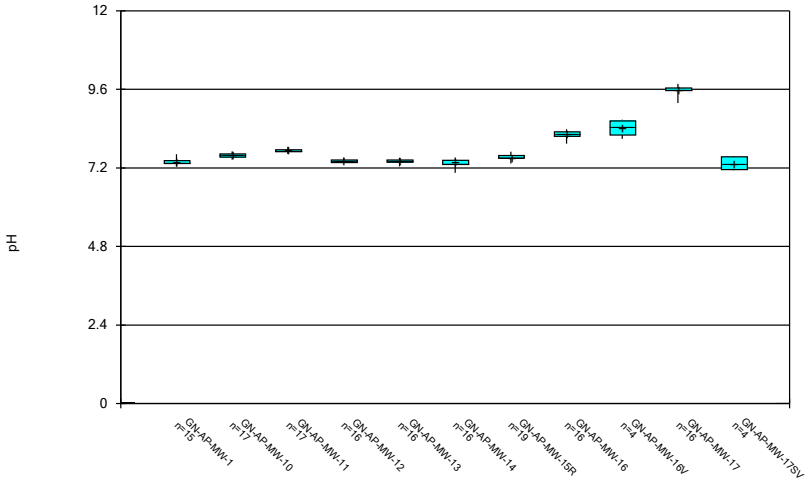

Constituent: pH Analysis Run 10/20/2020 1:26 PM

Plant Gaston Client: Southern Company Data: Gaston Ash Pond

Sanitas™ v.9.6.27 Groundwater Stats Consulting. UG

Box & Whiskers Plot

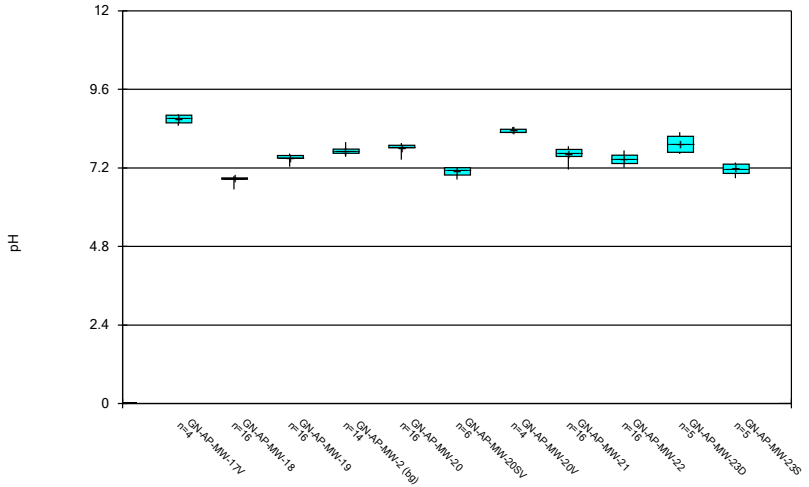

Constituent: pH Analysis Run 10/20/2020 1:26 PM

Plant Gaston Client: Southern Company Data: Gaston Ash Pond

Sanitas™ v.9.6.27 Groundwater Stats Consulting. UG

Box & Whiskers Plot

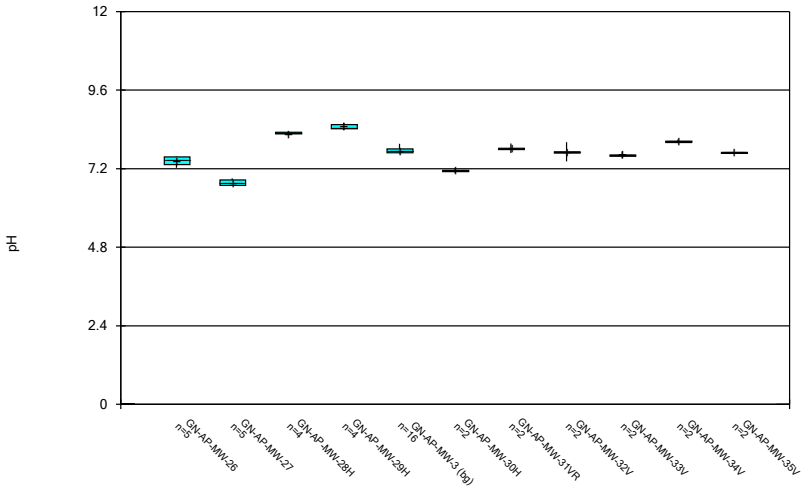

Constituent: pH Analysis Run 10/20/2020 1:26 PM

Plant Gaston Client: Southern Company Data: Gaston Ash Pond

Sanitas™ v.9.6.27 Groundwater Stats Consulting. UG

Box & Whiskers Plot

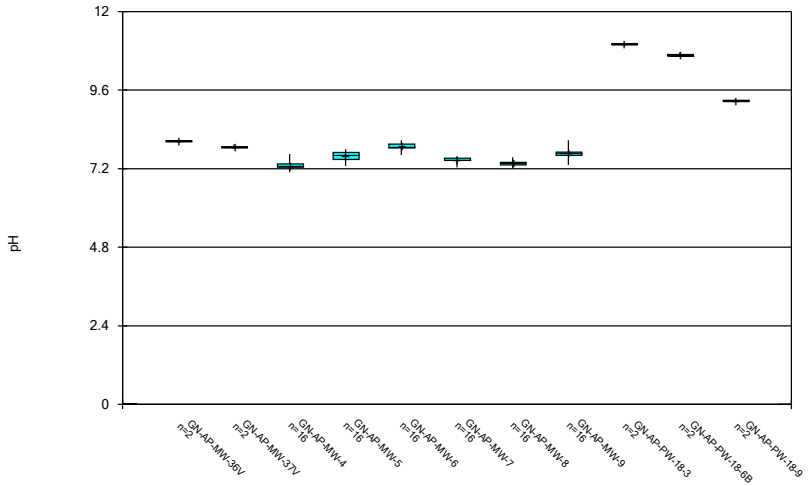

Constituent: pH Analysis Run 10/20/2020 1:26 PM

Plant Gaston Client: Southern Company Data: Gaston Ash Pond

Box & Whiskers Plot

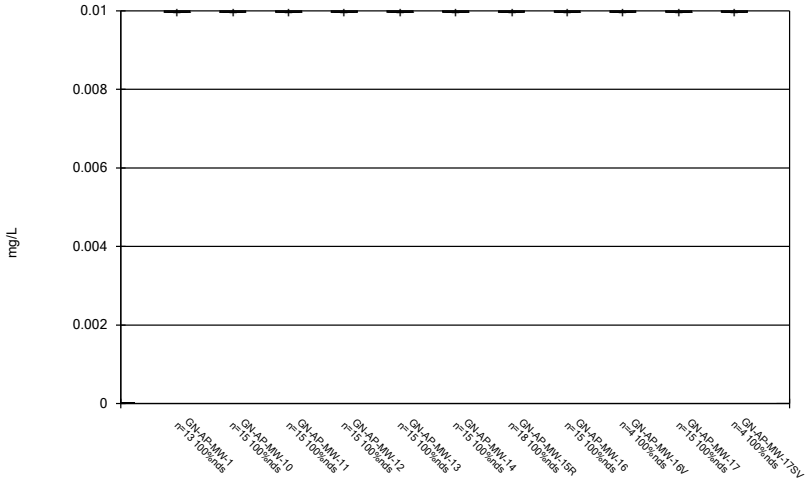

Constituent: Selenium Analysis Run 10/20/2020 1:26 PM

Plant Gaston Client: Southern Company Data: Gaston Ash Pond

Sanitas™ v.9.6.27 Groundwater Stats Consulting. UG

Box & Whiskers Plot

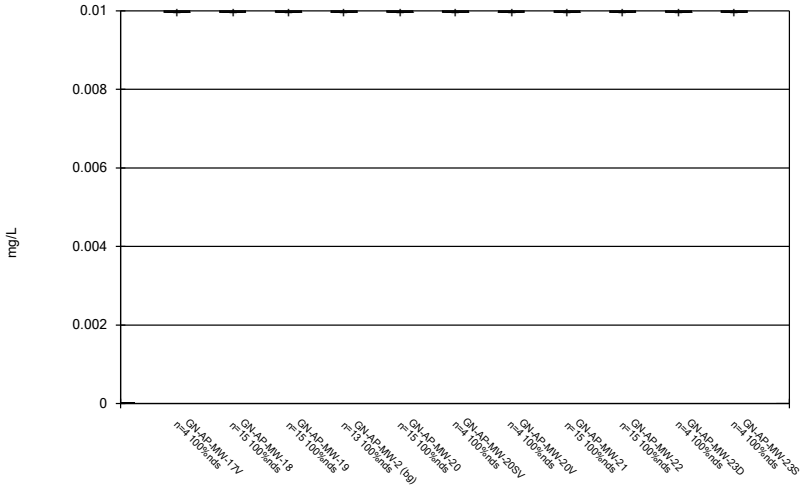

Constituent: Selenium Analysis Run 10/20/2020 1:26 PM

Plant Gaston Client: Southern Company Data: Gaston Ash Pond

Sanitas™ v.9.6.27 Groundwater Stats Consulting. UG

Box & Whiskers Plot

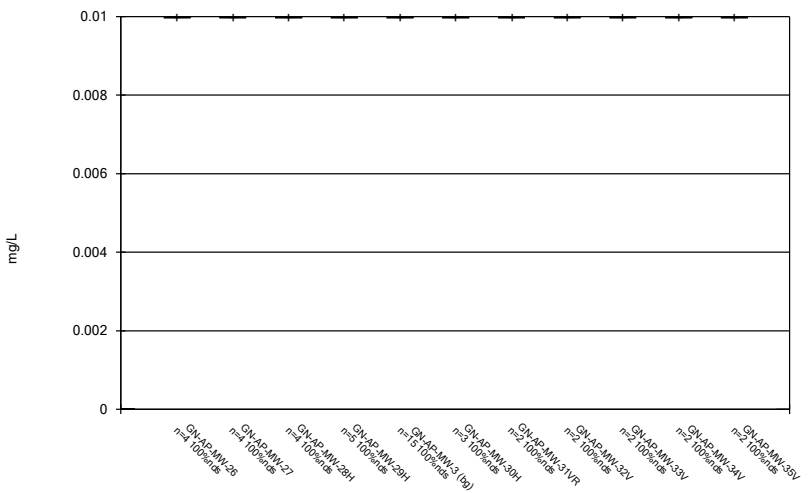

Constituent: Selenium Analysis Run 10/20/2020 1:26 PM

Plant Gaston Client: Southern Company Data: Gaston Ash Pond

Sanitas™ v.9.6.27 Groundwater Stats Consulting. UG

Box & Whiskers Plot

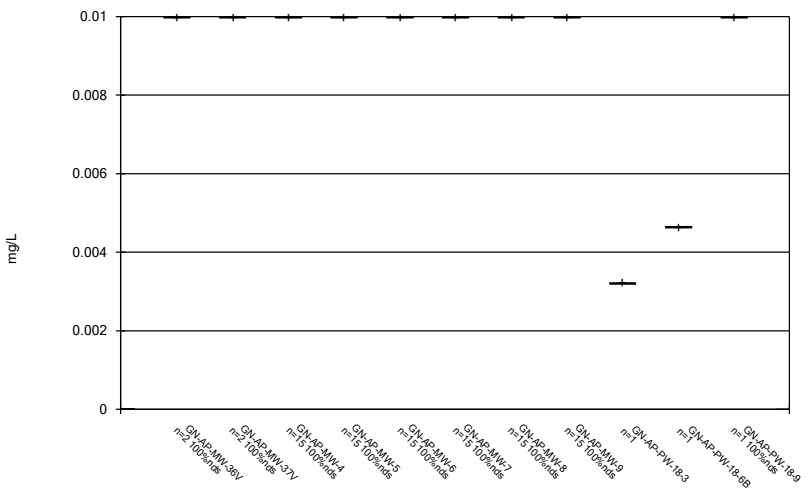

Constituent: Selenium Analysis Run 10/20/2020 1:26 PM

Plant Gaston Client: Southern Company Data: Gaston Ash Pond

Box & Whiskers Plot

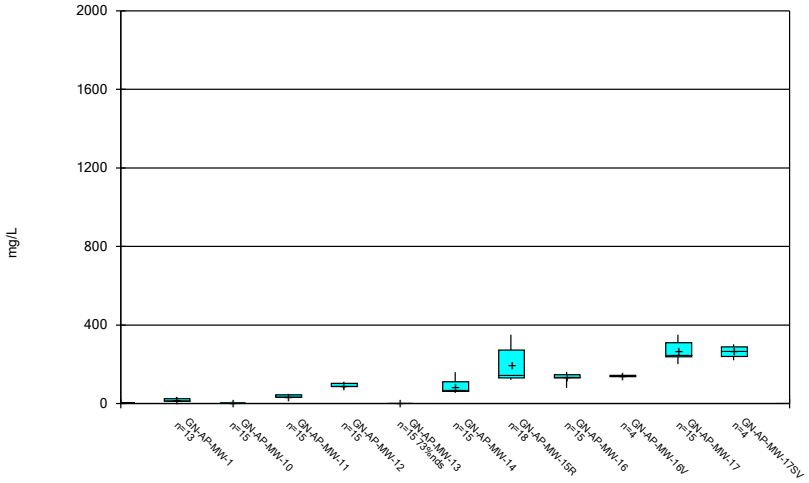

Constituent: Sulfate Analysis Run 10/20/2020 1:26 PM

Plant Gaston Client: Southern Company Data: Gaston Ash Pond

Sanitas™ v.9.6.27 Groundwater Stats Consulting. UG

Box & Whiskers Plot

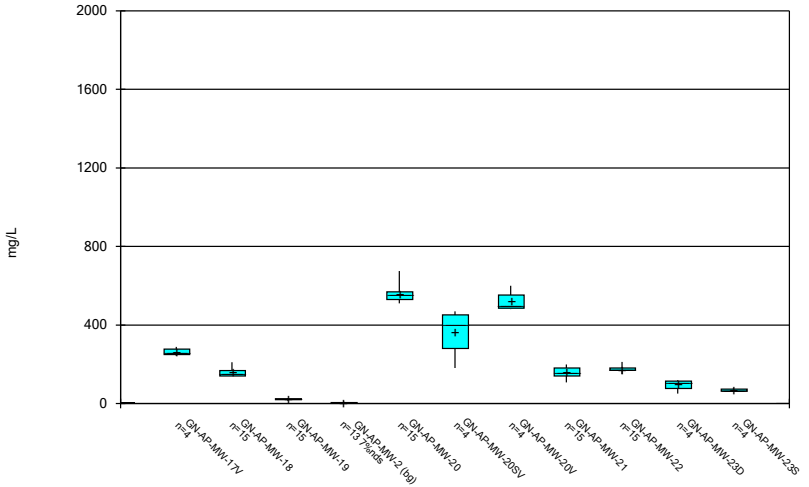

Constituent: Sulfate Analysis Run 10/20/2020 1:26 PM

Plant Gaston Client: Southern Company Data: Gaston Ash Pond

Sanitas™ v.9.6.27 Groundwater Stats Consulting. UG

Box & Whiskers Plot

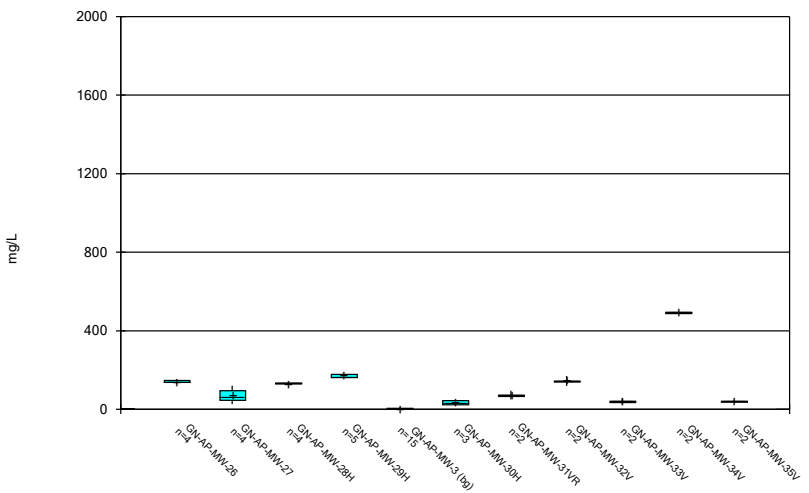

Constituent: Sulfate Analysis Run 10/20/2020 1:26 PM

Plant Gaston Client: Southern Company Data: Gaston Ash Pond

Sanitas™ v.9.6.27 Groundwater Stats Consulting. UG

Box & Whiskers Plot

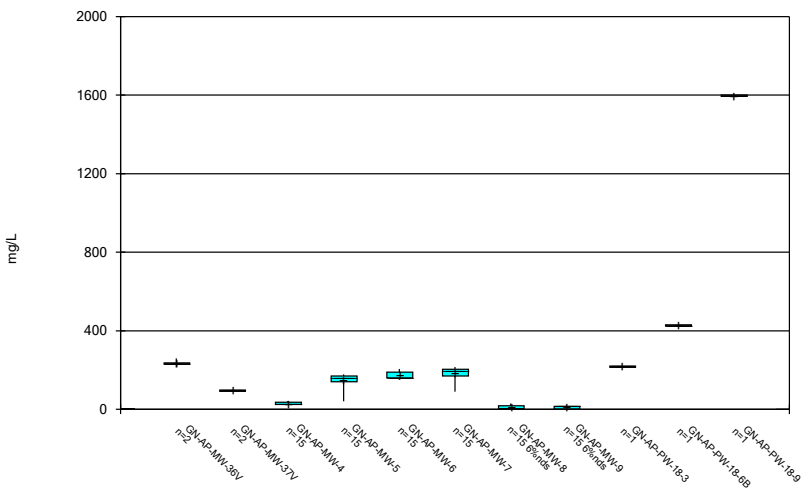

Constituent: Sulfate Analysis Run 10/20/2020 1:26 PM

Plant Gaston Client: Southern Company Data: Gaston Ash Pond

Box & Whiskers Plot

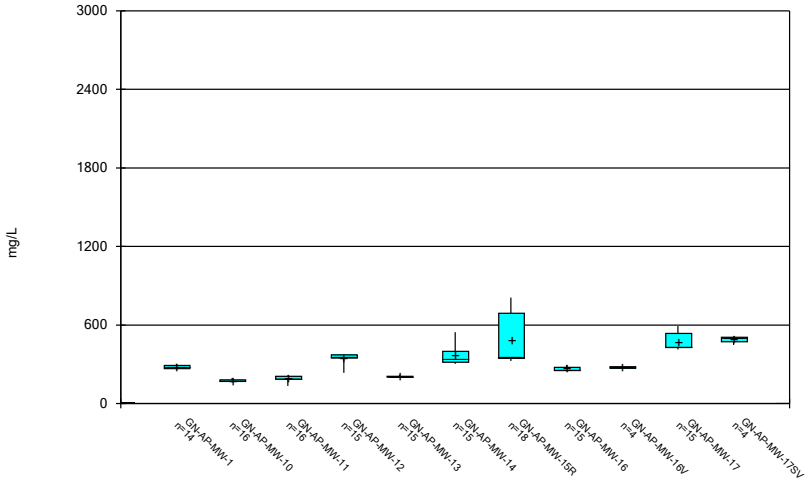

Constituent: TDS Analysis Run 10/20/2020 1:26 PM

Plant Gaston Client: Southern Company Data: Gaston Ash Pond

Sanitas™ v.9.6.27 Groundwater Stats Consulting. UG

Box & Whiskers Plot

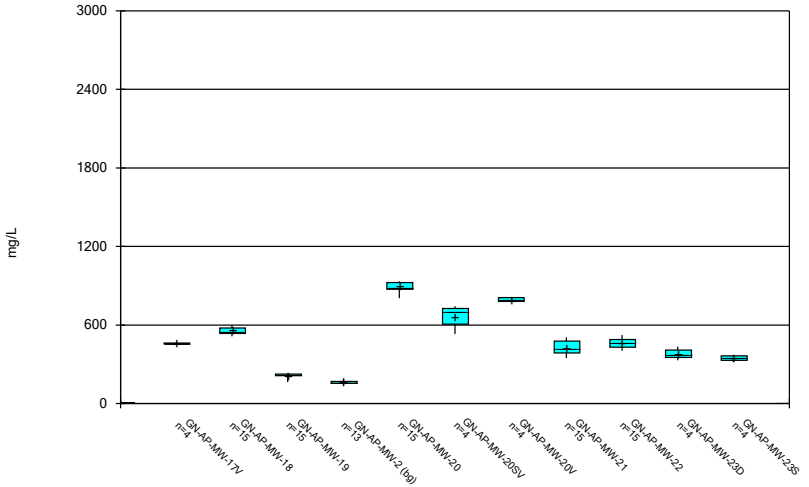

Constituent: TDS Analysis Run 10/20/2020 1:26 PM

Plant Gaston Client: Southern Company Data: Gaston Ash Pond

Sanitas™ v.9.6.27 Groundwater Stats Consulting. UG

Box & Whiskers Plot

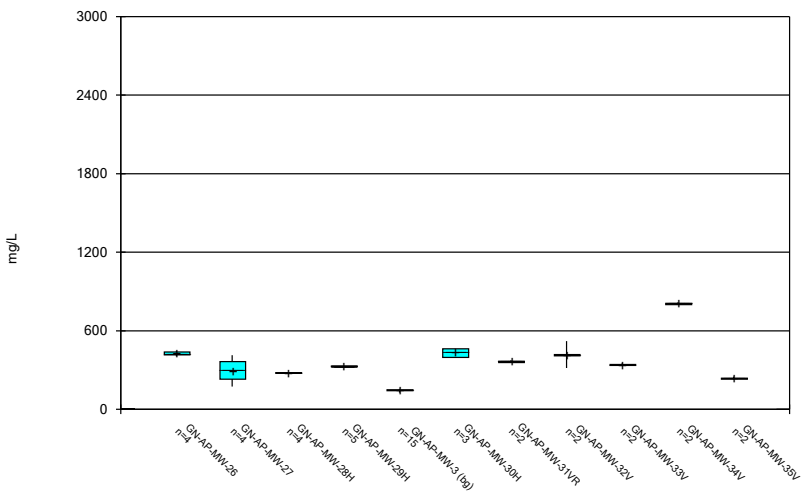

Constituent: TDS Analysis Run 10/20/2020 1:26 PM

Plant Gaston Client: Southern Company Data: Gaston Ash Pond

Sanitas™ v.9.6.27 Groundwater Stats Consulting. UG

Box & Whiskers Plot

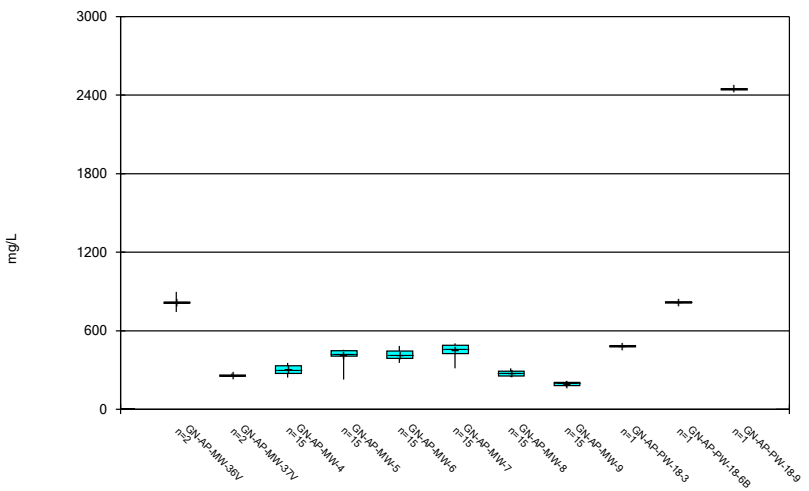

Constituent: TDS Analysis Run 10/20/2020 1:26 PM

Plant Gaston Client: Southern Company Data: Gaston Ash Pond

Box & Whiskers Plot

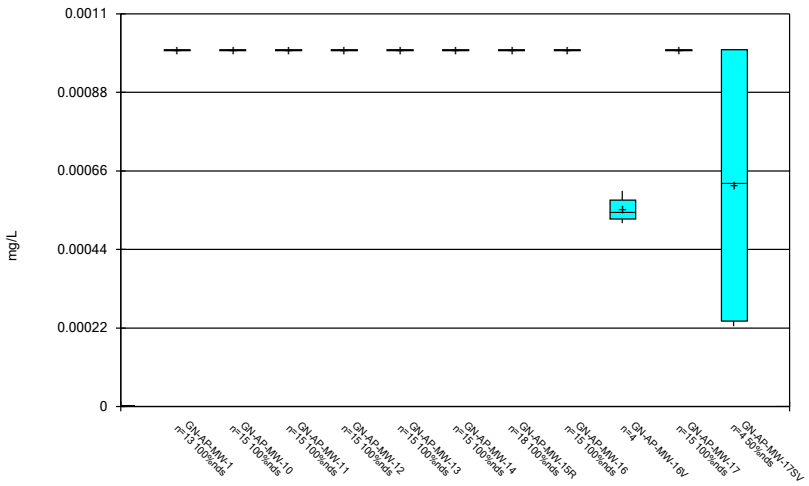

Constituent: Thallium Analysis Run 10/20/2020 1:26 PM

Plant Gaston Client: Southern Company Data: Gaston Ash Pond

Sanitas™ v.9.6.27 Groundwater Stats Consulting. UG

Box & Whiskers Plot

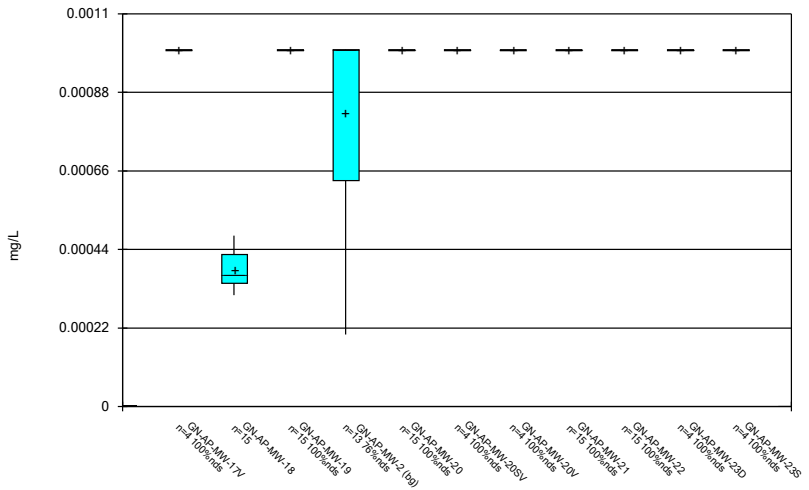

Constituent: Thallium Analysis Run 10/20/2020 1:26 PM

Plant Gaston Client: Southern Company Data: Gaston Ash Pond

Sanitas™ v.9.6.27 Groundwater Stats Consulting. UG

Box & Whiskers Plot

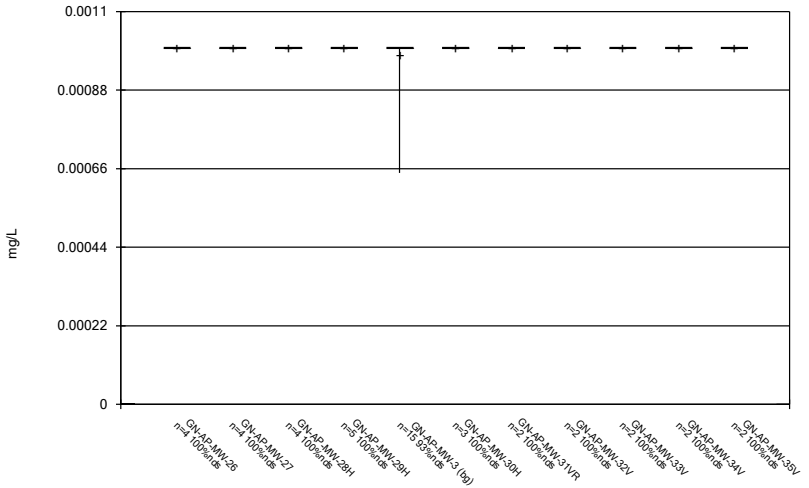

Constituent: Thallium Analysis Run 10/20/2020 1:26 PM

Plant Gaston Client: Southern Company Data: Gaston Ash Pond

Sanitas™ v.9.6.27 Groundwater Stats Consulting. UG

Box & Whiskers Plot

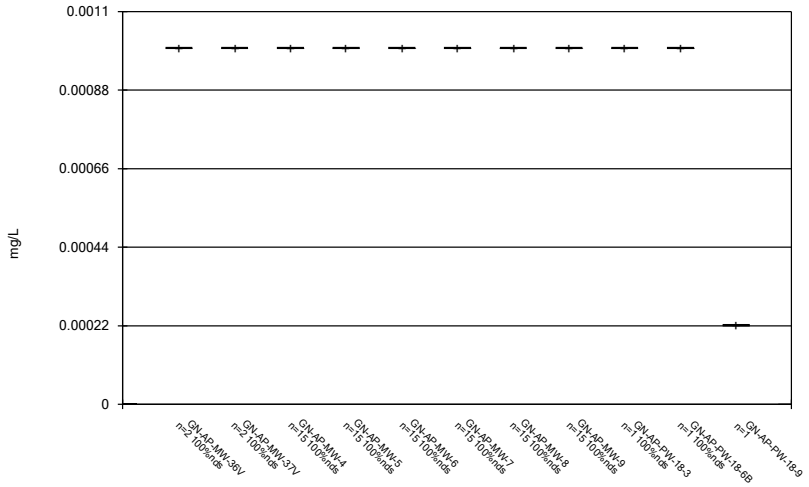

Constituent: Thallium Analysis Run 10/20/2020 1:26 PM

Plant Gaston Client: Southern Company Data: Gaston Ash Pond

FIGURE C.

Outlier Summary

Plant Gaston Client: Southern Company Data: Gaston Ash Pond Printed 10/20/2020, 1:30 PM

	GN-AP-MW-3 Calcium (mg/L)	GN-AP-MW-14 Lead (mg/L)
3/28/2016		0.0202 (o)
3/1/2017	<0.5 (o)	

FIGURE D.

Interwell Prediction Limits - Significant Results

Plant Gaston Client: Southern Company Data: Gaston Ash Pond Printed 10/20/2020, 1:35 PM

Constituent	Well	Upper Lim.	Lower Lim.	Date	Observ.	Sig.	Bg N	Bg Mean	Std. Dev.	%NDs	ND Adj.	Transform	Alpha	Method
Boron (mg/L)	GN-AP-MW-11	0.1	n/a	7/22/2020	0.205	Yes	28	n/a	n/a	100	n/a	n/a	0.002004	NP Inter (NDs) 1 of 2
Boron (mg/L)	GN-AP-MW-12	0.1	n/a	7/27/2020	0.444	Yes	28	n/a	n/a	100	n/a	n/a	0.002004	NP Inter (NDs) 1 of 2
Boron (mg/L)	GN-AP-MW-15R	0.1	n/a	7/28/2020	2.7	Yes	28	n/a	n/a	100	n/a	n/a	0.002004	NP Inter (NDs) 1 of 2
Boron (mg/L)	GN-AP-MW-16	0.1	n/a	7/28/2020	1.33	Yes	28	n/a	n/a	100	n/a	n/a	0.002004	NP Inter (NDs) 1 of 2
Boron (mg/L)	GN-AP-MW-17	0.1	n/a	7/29/2020	3.06	Yes	28	n/a	n/a	100	n/a	n/a	0.002004	NP Inter (NDs) 1 of 2
Boron (mg/L)	GN-AP-MW-18	0.1	n/a	7/22/2020	1.37	Yes	28	n/a	n/a	100	n/a	n/a	0.002004	NP Inter (NDs) 1 of 2
Boron (mg/L)	GN-AP-MW-20	0.1	n/a	7/22/2020	3.86	Yes	28	n/a	n/a	100	n/a	n/a	0.002004	NP Inter (NDs) 1 of 2
Boron (mg/L)	GN-AP-MW-21	0.1	n/a	7/28/2020	1.84	Yes	28	n/a	n/a	100	n/a	n/a	0.002004	NP Inter (NDs) 1 of 2
Boron (mg/L)	GN-AP-MW-22	0.1	n/a	7/28/2020	1.97	Yes	28	n/a	n/a	100	n/a	n/a	0.002004	NP Inter (NDs) 1 of 2
Boron (mg/L)	GN-AP-MW-4	0.1	n/a	7/27/2020	0.3	Yes	28	n/a	n/a	100	n/a	n/a	0.002004	NP Inter (NDs) 1 of 2
Boron (mg/L)	GN-AP-MW-5	0.1	n/a	7/28/2020	2.05	Yes	28	n/a	n/a	100	n/a	n/a	0.002004	NP Inter (NDs) 1 of 2
Boron (mg/L)	GN-AP-MW-6	0.1	n/a	7/28/2020	2.79	Yes	28	n/a	n/a	100	n/a	n/a	0.002004	NP Inter (NDs) 1 of 2
Boron (mg/L)	GN-AP-MW-7	0.1	n/a	7/28/2020	1.81	Yes	28	n/a	n/a	100	n/a	n/a	0.002004	NP Inter (NDs) 1 of 2
Calcium (mg/L)	GN-AP-MW-10	37.23	n/a	7/22/2020	38.5	Yes	27	32.18	2.156	0	None	No	0.000396	Param Inter 1 of 2
Calcium (mg/L)	GN-AP-MW-11	37.23	n/a	7/22/2020	39	Yes	27	32.18	2.156	0	None	No	0.000396	Param Inter 1 of 2
Calcium (mg/L)	GN-AP-MW-12	37.23	n/a	7/27/2020	65.7	Yes	27	32.18	2.156	0	None	No	0.000396	Param Inter 1 of 2
Calcium (mg/L)	GN-AP-MW-13	37.23	n/a	7/27/2020	45.5	Yes	27	32.18	2.156	0	None	No	0.000396	Param Inter 1 of 2
Calcium (mg/L)	GN-AP-MW-14	37.23	n/a	7/23/2020	88.6	Yes	27	32.18	2.156	0	None	No	0.000396	Param Inter 1 of 2
Calcium (mg/L)	GN-AP-MW-15R	37.23	n/a	7/28/2020	102	Yes	27	32.18	2.156	0	None	No	0.000396	Param Inter 1 of 2
Calcium (mg/L)	GN-AP-MW-16	37.23	n/a	7/28/2020	48.1	Yes	27	32.18	2.156	0	None	No	0.000396	Param Inter 1 of 2
Calcium (mg/L)	GN-AP-MW-17	37.23	n/a	7/29/2020	103	Yes	27	32.18	2.156	0	None	No	0.000396	Param Inter 1 of 2
Calcium (mg/L)	GN-AP-MW-18	37.23	n/a	7/22/2020	117	Yes	27	32.18	2.156	0	None	No	0.000396	Param Inter 1 of 2
Calcium (mg/L)	GN-AP-MW-19	37.23	n/a	7/27/2020	42.6	Yes	27	32.18	2.156	0	None	No	0.000396	Param Inter 1 of 2
Calcium (mg/L)	GN-AP-MW-20	37.23	n/a	7/22/2020	161	Yes	27	32.18	2.156	0	None	No	0.000396	Param Inter 1 of 2
Calcium (mg/L)	GN-AP-MW-21	37.23	n/a	7/28/2020	80.8	Yes	27	32.18	2.156	0	None	No	0.000396	Param Inter 1 of 2
Calcium (mg/L)	GN-AP-MW-22	37.23	n/a	7/28/2020	92.3	Yes	27	32.18	2.156	0	None	No	0.000396	Param Inter 1 of 2
Calcium (mg/L)	GN-AP-MW-4	37.23	n/a	7/27/2020	57	Yes	27	32.18	2.156	0	None	No	0.000396	Param Inter 1 of 2
Calcium (mg/L)	GN-AP-MW-5	37.23	n/a	7/28/2020	67.8	Yes	27	32.18	2.156	0	None	No	0.000396	Param Inter 1 of 2
Calcium (mg/L)	GN-AP-MW-6	37.23	n/a	7/28/2020	82.5	Yes	27	32.18	2.156	0	None	No	0.000396	Param Inter 1 of 2
Calcium (mg/L)	GN-AP-MW-7	37.23	n/a	7/28/2020	84.9	Yes	27	32.18	2.156	0	None	No	0.000396	Param Inter 1 of 2
Calcium (mg/L)	GN-AP-MW-8	37.23	n/a	7/29/2020	49.4	Yes	27	32.18	2.156	0	None	No	0.000396	Param Inter 1 of 2
Chloride (mg/L)	GN-AP-MW-11	5.4	n/a	7/22/2020	6.75	Yes	28	n/a	n/a	3.571	n/a	n/a	0.002004	NP Inter (normality) 1 of 2
Chloride (mg/L)	GN-AP-MW-12	5.4	n/a	7/27/2020	19.8	Yes	28	n/a	n/a	3.571	n/a	n/a	0.002004	NP Inter (normality) 1 of 2
Chloride (mg/L)	GN-AP-MW-15R	5.4	n/a	7/28/2020	110	Yes	28	n/a	n/a	3.571	n/a	n/a	0.002004	NP Inter (normality) 1 of 2
Chloride (mg/L)	GN-AP-MW-16	5.4	n/a	7/28/2020	17.4	Yes	28	n/a	n/a	3.571	n/a	n/a	0.002004	NP Inter (normality) 1 of 2
Chloride (mg/L)	GN-AP-MW-17	5.4	n/a	7/29/2020	26.5	Yes	28	n/a	n/a	3.571	n/a	n/a	0.002004	NP Inter (normality) 1 of 2
Chloride (mg/L)	GN-AP-MW-18	5.4	n/a	7/22/2020	12.3	Yes	28	n/a	n/a	3.571	n/a	n/a	0.002004	NP Inter (normality) 1 of 2
Chloride (mg/L)	GN-AP-MW-19	5.4	n/a	7/27/2020	12.1	Yes	28	n/a	n/a	3.571	n/a	n/a	0.002004	NP Inter (normality) 1 of 2
Chloride (mg/L)	GN-AP-MW-20	5.4	n/a	7/22/2020	19.3	Yes	28	n/a	n/a	3.571	n/a	n/a	0.002004	NP Inter (normality) 1 of 2
Chloride (mg/L)	GN-AP-MW-21	5.4	n/a	7/28/2020	47	Yes	28	n/a	n/a	3.571	n/a	n/a	0.002004	NP Inter (normality) 1 of 2
Chloride (mg/L)	GN-AP-MW-22	5.4	n/a	7/28/2020	66.1	Yes	28	n/a	n/a	3.571	n/a	n/a	0.002004	NP Inter (normality) 1 of 2
Chloride (mg/L)	GN-AP-MW-4	5.4	n/a	7/27/2020	20.2	Yes	28	n/a	n/a	3.571	n/a	n/a	0.002004	NP Inter (normality) 1 of 2
Chloride (mg/L)	GN-AP-MW-5	5.4	n/a	7/28/2020	44.2	Yes	28	n/a	n/a	3.571	n/a	n/a	0.002004	NP Inter (normality) 1 of 2
Chloride (mg/L)	GN-AP-MW-6	5.4	n/a	7/28/2020	64.2	Yes	28	n/a	n/a	3.571	n/a	n/a	0.002004	NP Inter (normality) 1 of 2
Chloride (mg/L)	GN-AP-MW-7	5.4	n/a	7/28/2020	22.3	Yes	28	n/a	n/a	3.571	n/a	n/a	0.002004	NP Inter (normality) 1 of 2
Chloride (mg/L)	GN-AP-MW-9	5.4	n/a	7/29/2020	8.93	Yes	28	n/a	n/a	3.571	n/a	n/a	0.002004	NP Inter (normality) 1 of 2
Fluoride (mg/L)	GN-AP-MW-16	0.1	n/a	7/28/2020	0.124	Yes	30	n/a	n/a	70	n/a	n/a	0.001758	NP Inter (NDs) 1 of 2
Fluoride (mg/L)	GN-AP-MW-17	0.1	n/a	7/29/2020	0.185	Yes	30	n/a	n/a	70	n/a	n/a	0.001758	NP Inter (NDs) 1 of 2
Fluoride (mg/L)	GN-AP-MW-9	0.1	n/a	7/29/2020	0.116	Yes	30	n/a	n/a	70	n/a	n/a	0.001758	NP Inter (NDs) 1 of 2
pH (pH)	GN-AP-MW-12	7.953	7.527	7/27/2020	7.47	Yes	30	7.74	0.0924	0	None	No	0.000198	Param Inter 1 of 2
pH (pH)	GN-AP-MW-13	7.953	7.527	7/27/2020	7.48	Yes	30	7.74	0.0924	0	None	No	0.000198	Param Inter 1 of 2
pH (pH)	GN-AP-MW-14	7.953	7.527	7/23/2020	7.44	Yes	30	7.74	0.0924	0	None	No	0.000198	Param Inter 1 of 2
pH (pH)	GN-AP-MW-15R	7.953	7.527	7/28/2020	7.5	Yes	30	7.74	0.0924	0	None	No	0.000198	Param Inter 1 of 2
pH (pH)	GN-AP-MW-16	7.953	7.527	7/28/2020	8.02	Yes	30	7.74	0.0924	0	None	No	0.000198	Param Inter 1 of 2
pH (pH)	GN-AP-MW-17	7.953	7.527	7/29/2020	9.38	Yes	30	7.74	0.0924	0	None	No	0.000198	Param Inter 1 of 2
pH (pH)	GN-AP-MW-18	7.953	7.527	7/22/2020	6.54	Yes	30	7.74	0.0924	0	None	No	0.000198	Param Inter 1 of 2

Interwell Prediction Limits - Significant Results

Plant Gaston Client: Southern Company Data: Gaston Ash Pond Printed 10/20/2020, 1:35 PM

Constituent	Well	Upper Lim.	Lower Lim.	Date	Observ.	Sig.	Bg N	Bg Mean	Std. Dev.	%NDs	ND Adj.	Transform	Alpha	Method
pH (pH)	GN-AP-MW-22	7.953	7.527	7/28/2020	7.43	Yes	30	7.74	0.0924	0	None	No	0.000198	Param Inter 1 of 2
pH (pH)	GN-AP-MW-4	7.953	7.527	7/27/2020	7.3	Yes	30	7.74	0.0924	0	None	No	0.000198	Param Inter 1 of 2
pH (pH)	GN-AP-MW-7	7.953	7.527	7/28/2020	7.32	Yes	30	7.74	0.0924	0	None	No	0.000198	Param Inter 1 of 2
pH (pH)	GN-AP-MW-8	7.953	7.527	7/29/2020	7.39	Yes	30	7.74	0.0924	0	None	No	0.000198	Param Inter 1 of 2
Sulfate (mg/L)	GN-AP-MW-11	8.675	n/a	7/22/2020	45.3	Yes	28	1.777	0.5014	3.571	None	sqrt(x)	0.000396	Param Inter 1 of 2
Sulfate (mg/L)	GN-AP-MW-12	8.675	n/a	7/27/2020	108	Yes	28	1.777	0.5014	3.571	None	sqrt(x)	0.000396	Param Inter 1 of 2
Sulfate (mg/L)	GN-AP-MW-14	8.675	n/a	7/23/2020	97.9	Yes	28	1.777	0.5014	3.571	None	sqrt(x)	0.000396	Param Inter 1 of 2
Sulfate (mg/L)	GN-AP-MW-15R	8.675	n/a	7/28/2020	239	Yes	28	1.777	0.5014	3.571	None	sqrt(x)	0.000396	Param Inter 1 of 2
Sulfate (mg/L)	GN-AP-MW-16	8.675	n/a	7/28/2020	143	Yes	28	1.777	0.5014	3.571	None	sqrt(x)	0.000396	Param Inter 1 of 2
Sulfate (mg/L)	GN-AP-MW-17	8.675	n/a	7/29/2020	309	Yes	28	1.777	0.5014	3.571	None	sqrt(x)	0.000396	Param Inter 1 of 2
Sulfate (mg/L)	GN-AP-MW-18	8.675	n/a	7/22/2020	180	Yes	28	1.777	0.5014	3.571	None	sqrt(x)	0.000396	Param Inter 1 of 2
Sulfate (mg/L)	GN-AP-MW-19	8.675	n/a	7/27/2020	23.7	Yes	28	1.777	0.5014	3.571	None	sqrt(x)	0.000396	Param Inter 1 of 2
Sulfate (mg/L)	GN-AP-MW-20	8.675	n/a	7/22/2020	568	Yes	28	1.777	0.5014	3.571	None	sqrt(x)	0.000396	Param Inter 1 of 2
Sulfate (mg/L)	GN-AP-MW-21	8.675	n/a	7/28/2020	177	Yes	28	1.777	0.5014	3.571	None	sqrt(x)	0.000396	Param Inter 1 of 2
Sulfate (mg/L)	GN-AP-MW-22	8.675	n/a	7/28/2020	175	Yes	28	1.777	0.5014	3.571	None	sqrt(x)	0.000396	Param Inter 1 of 2
Sulfate (mg/L)	GN-AP-MW-4	8.675	n/a	7/27/2020	21.7	Yes	28	1.777	0.5014	3.571	None	sqrt(x)	0.000396	Param Inter 1 of 2
Sulfate (mg/L)	GN-AP-MW-5	8.675	n/a	7/28/2020	152	Yes	28	1.777	0.5014	3.571	None	sqrt(x)	0.000396	Param Inter 1 of 2
Sulfate (mg/L)	GN-AP-MW-6	8.675	n/a	7/28/2020	189	Yes	28	1.777	0.5014	3.571	None	sqrt(x)	0.000396	Param Inter 1 of 2
Sulfate (mg/L)	GN-AP-MW-7	8.675	n/a	7/28/2020	160	Yes	28	1.777	0.5014	3.571	None	sqrt(x)	0.000396	Param Inter 1 of 2
Sulfate (mg/L)	GN-AP-MW-9	8.675	n/a	7/29/2020	14.7	Yes	28	1.777	0.5014	3.571	None	sqrt(x)	0.000396	Param Inter 1 of 2
TDS (mg/L)	GN-AP-MW-11	185.5	n/a	7/22/2020	216	Yes	28	152.9	13.96	0	None	No	0.000396	Param Inter 1 of 2
TDS (mg/L)	GN-AP-MW-12	185.5	n/a	7/27/2020	378	Yes	28	152.9	13.96	0	None	No	0.000396	Param Inter 1 of 2
TDS (mg/L)	GN-AP-MW-13	185.5	n/a	7/27/2020	202	Yes	28	152.9	13.96	0	None	No	0.000396	Param Inter 1 of 2
TDS (mg/L)	GN-AP-MW-14	185.5	n/a	7/23/2020	399	Yes	28	152.9	13.96	0	None	No	0.000396	Param Inter 1 of 2
TDS (mg/L)	GN-AP-MW-15R	185.5	n/a	7/28/2020	606	Yes	28	152.9	13.96	0	None	No	0.000396	Param Inter 1 of 2
TDS (mg/L)	GN-AP-MW-16	185.5	n/a	7/28/2020	284	Yes	28	152.9	13.96	0	None	No	0.000396	Param Inter 1 of 2
TDS (mg/L)	GN-AP-MW-17	185.5	n/a	7/29/2020	566	Yes	28	152.9	13.96	0	None	No	0.000396	Param Inter 1 of 2
TDS (mg/L)	GN-AP-MW-18	185.5	n/a	7/22/2020	594	Yes	28	152.9	13.96	0	None	No	0.000396	Param Inter 1 of 2
TDS (mg/L)	GN-AP-MW-19	185.5	n/a	7/27/2020	223	Yes	28	152.9	13.96	0	None	No	0.000396	Param Inter 1 of 2
TDS (mg/L)	GN-AP-MW-20	185.5	n/a	7/22/2020	934	Yes	28	152.9	13.96	0	None	No	0.000396	Param Inter 1 of 2
TDS (mg/L)	GN-AP-MW-21	185.5	n/a	7/28/2020	476	Yes	28	152.9	13.96	0	None	No	0.000396	Param Inter 1 of 2
TDS (mg/L)	GN-AP-MW-22	185.5	n/a	7/28/2020	500	Yes	28	152.9	13.96	0	None	No	0.000396	Param Inter 1 of 2
TDS (mg/L)	GN-AP-MW-4	185.5	n/a	7/27/2020	284	Yes	28	152.9	13.96	0	None	No	0.000396	Param Inter 1 of 2
TDS (mg/L)	GN-AP-MW-5	185.5	n/a	7/28/2020	406	Yes	28	152.9	13.96	0	None	No	0.000396	Param Inter 1 of 2
TDS (mg/L)	GN-AP-MW-6	185.5	n/a	7/28/2020	485	Yes	28	152.9	13.96	0	None	No	0.000396	Param Inter 1 of 2
TDS (mg/L)	GN-AP-MW-7	185.5	n/a	7/28/2020	434	Yes	28	152.9	13.96	0	None	No	0.000396	Param Inter 1 of 2
TDS (mg/L)	GN-AP-MW-8	185.5	n/a	7/29/2020	253	Yes	28	152.9	13.96	0	None	No	0.000396	Param Inter 1 of 2
TDS (mg/L)	GN-AP-MW-9	185.5	n/a	7/29/2020	215	Yes	28	152.9	13.96	0	None	No	0.000396	Param Inter 1 of 2

Interwell Prediction Limits - All Results

Plant Gaston Client: Southern Company Data: Gaston Ash Pond Printed 10/20/2020, 1:35 PM

Constituent	Well	Upper Lim.	Lower Lim.	Date	Observ.	Sig.	Bg N	Bg Mean	Std. Dev.	%NDs	ND Adj.	Transform	Alpha	Method
Boron (mg/L)	GN-AP-MW-10	0.1	n/a	7/22/2020	0.1ND	No	28	n/a	n/a	100	n/a	n/a	0.002004	NP Inter (NDs) 1 of 2
Boron (mg/L)	**GN-AP-MW-11**	**0.1**	**n/a**	**7/22/2020**	**0.205**	**Yes**	**28**	**n/a**	**n/a**	**100**	**n/a**	**n/a**	**0.002004**	**NP Inter (NDs) 1 of 2**
Boron (mg/L)	**GN-AP-MW-12**	**0.1**	**n/a**	**7/27/2020**	**0.444**	**Yes**	**28**	**n/a**	**n/a**	**100**	**n/a**	**n/a**	**0.002004**	**NP Inter (NDs) 1 of 2**
Boron (mg/L)	GN-AP-MW-13	0.1	n/a	7/27/2020	0.1ND	No	28	n/a	n/a	100	n/a	n/a	0.002004	NP Inter (NDs) 1 of 2
Boron (mg/L)	GN-AP-MW-14	0.1	n/a	7/23/2020	0.1ND	No	28	n/a	n/a	100	n/a	n/a	0.002004	NP Inter (NDs) 1 of 2
Boron (mg/L)	**GN-AP-MW-15R**	**0.1**	**n/a**	**7/28/2020**	**2.7**	**Yes**	**28**	**n/a**	**n/a**	**100**	**n/a**	**n/a**	**0.002004**	**NP Inter (NDs) 1 of 2**
Boron (mg/L)	**GN-AP-MW-16**	**0.1**	**n/a**	**7/28/2020**	**1.33**	**Yes**	**28**	**n/a**	**n/a**	**100**	**n/a**	**n/a**	**0.002004**	**NP Inter (NDs) 1 of 2**
Boron (mg/L)	**GN-AP-MW-17**	**0.1**	**n/a**	**7/29/2020**	**3.06**	**Yes**	**28**	**n/a**	**n/a**	**100**	**n/a**	**n/a**	**0.002004**	**NP Inter (NDs) 1 of 2**
Boron (mg/L)	**GN-AP-MW-18**	**0.1**	**n/a**	**7/22/2020**	**1.37**	**Yes**	**28**	**n/a**	**n/a**	**100**	**n/a**	**n/a**	**0.002004**	**NP Inter (NDs) 1 of 2**
Boron (mg/L)	GN-AP-MW-19	0.1	n/a	7/27/2020	0.1ND	No	28	n/a	n/a	100	n/a	n/a	0.002004	NP Inter (NDs) 1 of 2
Boron (mg/L)	**GN-AP-MW-20**	**0.1**	**n/a**	**7/22/2020**	**3.86**	**Yes**	**28**	**n/a**	**n/a**	**100**	**n/a**	**n/a**	**0.002004**	**NP Inter (NDs) 1 of 2**
Boron (mg/L)	**GN-AP-MW-21**	**0.1**	**n/a**	**7/28/2020**	**1.84**	**Yes**	**28**	**n/a**	**n/a**	**100**	**n/a**	**n/a**	**0.002004**	**NP Inter (NDs) 1 of 2**
Boron (mg/L)	**GN-AP-MW-22**	**0.1**	**n/a**	**7/28/2020**	**1.97**	**Yes**	**28**	**n/a**	**n/a**	**100**	**n/a**	**n/a**	**0.002004**	**NP Inter (NDs) 1 of 2**
Boron (mg/L)	**GN-AP-MW-4**	**0.1**	**n/a**	**7/27/2020**	**0.3**	**Yes**	**28**	**n/a**	**n/a**	**100**	**n/a**	**n/a**	**0.002004**	**NP Inter (NDs) 1 of 2**
Boron (mg/L)	**GN-AP-MW-5**	**0.1**	**n/a**	**7/28/2020**	**2.05**	**Yes**	**28**	**n/a**	**n/a**	**100**	**n/a**	**n/a**	**0.002004**	**NP Inter (NDs) 1 of 2**
Boron (mg/L)	**GN-AP-MW-6**	**0.1**	**n/a**	**7/28/2020**	**2.79**	**Yes**	**28**	**n/a**	**n/a**	**100**	**n/a**	**n/a**	**0.002004**	**NP Inter (NDs) 1 of 2**
Boron (mg/L)	**GN-AP-MW-7**	**0.1**	**n/a**	**7/28/2020**	**1.81**	**Yes**	**28**	**n/a**	**n/a**	**100**	**n/a**	**n/a**	**0.002004**	**NP Inter (NDs) 1 of 2**
Boron (mg/L)	GN-AP-MW-8	0.1	n/a	7/29/2020	0.1ND	No	28	n/a	n/a	100	n/a	n/a	0.002004	NP Inter (NDs) 1 of 2
Boron (mg/L)	GN-AP-MW-9	0.1	n/a	7/29/2020	0.1ND	No	28	n/a	n/a	100	n/a	n/a	0.002004	NP Inter (NDs) 1 of 2
Calcium (mg/L)	**GN-AP-MW-10**	**37.23**	**n/a**	**7/22/2020**	**38.5**	**Yes**	**27**	**32.18**	**2.156**	**0**	**None**	**No**	**0.000396**	**Param Inter 1 of 2**
Calcium (mg/L)	**GN-AP-MW-11**	**37.23**	**n/a**	**7/22/2020**	**39**	**Yes**	**27**	**32.18**	**2.156**	**0**	**None**	**No**	**0.000396**	**Param Inter 1 of 2**
Calcium (mg/L)	**GN-AP-MW-12**	**37.23**	**n/a**	**7/27/2020**	**65.7**	**Yes**	**27**	**32.18**	**2.156**	**0**	**None**	**No**	**0.000396**	**Param Inter 1 of 2**
Calcium (mg/L)	**GN-AP-MW-13**	**37.23**	**n/a**	**7/27/2020**	**45.5**	**Yes**	**27**	**32.18**	**2.156**	**0**	**None**	**No**	**0.000396**	**Param Inter 1 of 2**
Calcium (mg/L)	**GN-AP-MW-14**	**37.23**	**n/a**	**7/23/2020**	**88.6**	**Yes**	**27**	**32.18**	**2.156**	**0**	**None**	**No**	**0.000396**	**Param Inter 1 of 2**
Calcium (mg/L)	**GN-AP-MW-15R**	**37.23**	**n/a**	**7/28/2020**	**102**	**Yes**	**27**	**32.18**	**2.156**	**0**	**None**	**No**	**0.000396**	**Param Inter 1 of 2**
Calcium (mg/L)	**GN-AP-MW-16**	**37.23**	**n/a**	**7/28/2020**	**48.1**	**Yes**	**27**	**32.18**	**2.156**	**0**	**None**	**No**	**0.000396**	**Param Inter 1 of 2**
Calcium (mg/L)	**GN-AP-MW-17**	**37.23**	**n/a**	**7/29/2020**	**103**	**Yes**	**27**	**32.18**	**2.156**	**0**	**None**	**No**	**0.000396**	**Param Inter 1 of 2**
Calcium (mg/L)	**GN-AP-MW-18**	**37.23**	**n/a**	**7/22/2020**	**117**	**Yes**	**27**	**32.18**	**2.156**	**0**	**None**	**No**	**0.000396**	**Param Inter 1 of 2**
Calcium (mg/L)	**GN-AP-MW-19**	**37.23**	**n/a**	**7/27/2020**	**42.6**	**Yes**	**27**	**32.18**	**2.156**	**0**	**None**	**No**	**0.000396**	**Param Inter 1 of 2**
Calcium (mg/L)	**GN-AP-MW-20**	**37.23**	**n/a**	**7/22/2020**	**161**	**Yes**	**27**	**32.18**	**2.156**	**0**	**None**	**No**	**0.000396**	**Param Inter 1 of 2**
Calcium (mg/L)	**GN-AP-MW-21**	**37.23**	**n/a**	**7/28/2020**	**80.8**	**Yes**	**27**	**32.18**	**2.156**	**0**	**None**	**No**	**0.000396**	**Param Inter 1 of 2**
Calcium (mg/L)	**GN-AP-MW-22**	**37.23**	**n/a**	**7/28/2020**	**92.3**	**Yes**	**27**	**32.18**	**2.156**	**0**	**None**	**No**	**0.000396**	**Param Inter 1 of 2**
Calcium (mg/L)	**GN-AP-MW-4**	**37.23**	**n/a**	**7/27/2020**	**57**	**Yes**	**27**	**32.18**	**2.156**	**0**	**None**	**No**	**0.000396**	**Param Inter 1 of 2**
Calcium (mg/L)	**GN-AP-MW-5**	**37.23**	**n/a**	**7/28/2020**	**67.8**	**Yes**	**27**	**32.18**	**2.156**	**0**	**None**	**No**	**0.000396**	**Param Inter 1 of 2**
Calcium (mg/L)	**GN-AP-MW-6**	**37.23**	**n/a**	**7/28/2020**	**82.5**	**Yes**	**27**	**32.18**	**2.156**	**0**	**None**	**No**	**0.000396**	**Param Inter 1 of 2**
Calcium (mg/L)	**GN-AP-MW-7**	**37.23**	**n/a**	**7/28/2020**	**84.9**	**Yes**	**27**	**32.18**	**2.156**	**0**	**None**	**No**	**0.000396**	**Param Inter 1 of 2**
Calcium (mg/L)	**GN-AP-MW-8**	**37.23**	**n/a**	**7/29/2020**	**49.4**	**Yes**	**27**	**32.18**	**2.156**	**0**	**None**	**No**	**0.000396**	**Param Inter 1 of 2**
Calcium (mg/L)	GN-AP-MW-9	37.23	n/a	7/29/2020	32.4	No	27	32.18	2.156	0	None	No	0.000396	Param Inter 1 of 2
Chloride (mg/L)	GN-AP-MW-10	5.4	n/a	7/22/2020	2.53	No	28	n/a	n/a	3.571	n/a	n/a	0.002004	NP Inter (normality) 1 of 2
Chloride (mg/L)	**GN-AP-MW-11**	**5.4**	**n/a**	**7/22/2020**	**6.75**	**Yes**	**28**	**n/a**	**n/a**	**3.571**	**n/a**	**n/a**	**0.002004**	**NP Inter (normality) 1 of 2**
Chloride (mg/L)	**GN-AP-MW-12**	**5.4**	**n/a**	**7/27/2020**	**19.8**	**Yes**	**28**	**n/a**	**n/a**	**3.571**	**n/a**	**n/a**	**0.002004**	**NP Inter (normality) 1 of 2**
Chloride (mg/L)	GN-AP-MW-13	5.4	n/a	7/27/2020	5.2	No	28	n/a	n/a	3.571	n/a	n/a	0.002004	NP Inter (normality) 1 of 2
Chloride (mg/L)	GN-AP-MW-14	5.4	n/a	7/23/2020	3.1	No	28	n/a	n/a	3.571	n/a	n/a	0.002004	NP Inter (normality) 1 of 2
Chloride (mg/L)	**GN-AP-MW-15R**	**5.4**	**n/a**	**7/28/2020**	**110**	**Yes**	**28**	**n/a**	**n/a**	**3.571**	**n/a**	**n/a**	**0.002004**	**NP Inter (normality) 1 of 2**
Chloride (mg/L)	**GN-AP-MW-16**	**5.4**	**n/a**	**7/28/2020**	**17.4**	**Yes**	**28**	**n/a**	**n/a**	**3.571**	**n/a**	**n/a**	**0.002004**	**NP Inter (normality) 1 of 2**
Chloride (mg/L)	**GN-AP-MW-17**	**5.4**	**n/a**	**7/29/2020**	**26.5**	**Yes**	**28**	**n/a**	**n/a**	**3.571**	**n/a**	**n/a**	**0.002004**	**NP Inter (normality) 1 of 2**
Chloride (mg/L)	**GN-AP-MW-18**	**5.4**	**n/a**	**7/22/2020**	**12.3**	**Yes**	**28**	**n/a**	**n/a**	**3.571**	**n/a**	**n/a**	**0.002004**	**NP Inter (normality) 1 of 2**
Chloride (mg/L)	**GN-AP-MW-19**	**5.4**	**n/a**	**7/27/2020**	**12.1**	**Yes**	**28**	**n/a**	**n/a**	**3.571**	**n/a**	**n/a**	**0.002004**	**NP Inter (normality) 1 of 2**
Chloride (mg/L)	**GN-AP-MW-20**	**5.4**	**n/a**	**7/22/2020**	**19.3**	**Yes**	**28**	**n/a**	**n/a**	**3.571**	**n/a**	**n/a**	**0.002004**	**NP Inter (normality) 1 of 2**
Chloride (mg/L)	**GN-AP-MW-21**	**5.4**	**n/a**	**7/28/2020**	**47**	**Yes**	**28**	**n/a**	**n/a**	**3.571**	**n/a**	**n/a**	**0.002004**	**NP Inter (normality) 1 of 2**
Chloride (mg/L)	**GN-AP-MW-22**	**5.4**	**n/a**	**7/28/2020**	**66.1**	**Yes**	**28**	**n/a**	**n/a**	**3.571**	**n/a**	**n/a**	**0.002004**	**NP Inter (normality) 1 of 2**
Chloride (mg/L)	**GN-AP-MW-4**	**5.4**	**n/a**	**7/27/2020**	**20.2**	**Yes**	**28**	**n/a**	**n/a**	**3.571**	**n/a**	**n/a**	**0.002004**	**NP Inter (normality) 1 of 2**
Chloride (mg/L)	**GN-AP-MW-5**	**5.4**	**n/a**	**7/28/2020**	**44.2**	**Yes**	**28**	**n/a**	**n/a**	**3.571**	**n/a**	**n/a**	**0.002004**	**NP Inter (normality) 1 of 2**
Chloride (mg/L)	**GN-AP-MW-6**	**5.4**	**n/a**	**7/28/2020**	**64.2**	**Yes**	**28**	**n/a**	**n/a**	**3.571**	**n/a**	**n/a**	**0.002004**	**NP Inter (normality) 1 of 2**
Chloride (mg/L)	**GN-AP-MW-7**	**5.4**	**n/a**	**7/28/2020**	**22.3**	**Yes**	**28**	**n/a**	**n/a**	**3.571**	**n/a**	**n/a**	**0.002004**	**NP Inter (normality) 1 of 2**
Chloride (mg/L)	GN-AP-MW-8	5.4	n/a	7/29/2020	3.77	No	28	n/a	n/a	3.571	n/a	n/a	0.002004	NP Inter (normality) 1 of 2

Interwell Prediction Limits - All Results

Plant Gaston Client: Southern Company Data: Gaston Ash Pond Printed 10/20/2020, 1:35 PM

Constituent	Well	Upper Lim.	Lower Lim.	Date	Observ.	Sig.	Bg N	Bg Mean	Std. Dev.	%NDs	ND Adj.	Transform	Alpha	Method
Chloride (mg/L)	**GN-AP-MW-9**	**5.4**	**n/a**	**7/29/2020**	**8.93**	**Yes**	**28**	**n/a**	**n/a**	**3.571**	**n/a**	**n/a**	**0.002004**	**NP Inter (normality) 1 of 2**
Fluoride (mg/L)	GN-AP-MW-10	0.1	n/a	7/22/2020	0.1ND	No	30	n/a	n/a	70	n/a	n/a	0.001758	NP Inter (NDs) 1 of 2
Fluoride (mg/L)	GN-AP-MW-11	0.1	n/a	7/22/2020	0.1ND	No	30	n/a	n/a	70	n/a	n/a	0.001758	NP Inter (NDs) 1 of 2
Fluoride (mg/L)	GN-AP-MW-12	0.1	n/a	7/27/2020	0.1ND	No	30	n/a	n/a	70	n/a	n/a	0.001758	NP Inter (NDs) 1 of 2
Fluoride (mg/L)	GN-AP-MW-13	0.1	n/a	7/27/2020	0.1ND	No	30	n/a	n/a	70	n/a	n/a	0.001758	NP Inter (NDs) 1 of 2
Fluoride (mg/L)	GN-AP-MW-14	0.1	n/a	7/23/2020	0.0954J	No	30	n/a	n/a	70	n/a	n/a	0.001758	NP Inter (NDs) 1 of 2
Fluoride (mg/L)	GN-AP-MW-15R	0.1	n/a	7/28/2020	0.0738J	No	30	n/a	n/a	70	n/a	n/a	0.001758	NP Inter (NDs) 1 of 2
Fluoride (mg/L)	**GN-AP-MW-16**	**0.1**	**n/a**	**7/28/2020**	**0.124**	**Yes**	**30**	**n/a**	**n/a**	**70**	**n/a**	**n/a**	**0.001758**	**NP Inter (NDs) 1 of 2**
Fluoride (mg/L)	**GN-AP-MW-17**	**0.1**	**n/a**	**7/29/2020**	**0.185**	**Yes**	**30**	**n/a**	**n/a**	**70**	**n/a**	**n/a**	**0.001758**	**NP Inter (NDs) 1 of 2**
Fluoride (mg/L)	GN-AP-MW-18	0.1	n/a	7/22/2020	0.0628J	No	30	n/a	n/a	70	n/a	n/a	0.001758	NP Inter (NDs) 1 of 2
Fluoride (mg/L)	GN-AP-MW-19	0.1	n/a	7/27/2020	0.1ND	No	30	n/a	n/a	70	n/a	n/a	0.001758	NP Inter (NDs) 1 of 2
Fluoride (mg/L)	GN-AP-MW-20	0.1	n/a	7/22/2020	0.1ND	No	30	n/a	n/a	70	n/a	n/a	0.001758	NP Inter (NDs) 1 of 2
Fluoride (mg/L)	GN-AP-MW-21	0.1	n/a	7/28/2020	0.1ND	No	30	n/a	n/a	70	n/a	n/a	0.001758	NP Inter (NDs) 1 of 2
Fluoride (mg/L)	GN-AP-MW-22	0.1	n/a	7/28/2020	0.1ND	No	30	n/a	n/a	70	n/a	n/a	0.001758	NP Inter (NDs) 1 of 2
Fluoride (mg/L)	GN-AP-MW-4	0.1	n/a	7/27/2020	0.1ND	No	30	n/a	n/a	70	n/a	n/a	0.001758	NP Inter (NDs) 1 of 2
Fluoride (mg/L)	GN-AP-MW-5	0.1	n/a	7/28/2020	0.1ND	No	30	n/a	n/a	70	n/a	n/a	0.001758	NP Inter (NDs) 1 of 2
Fluoride (mg/L)	GN-AP-MW-6	0.1	n/a	7/28/2020	0.1ND	No	30	n/a	n/a	70	n/a	n/a	0.001758	NP Inter (NDs) 1 of 2
Fluoride (mg/L)	GN-AP-MW-7	0.1	n/a	7/28/2020	0.1ND	No	30	n/a	n/a	70	n/a	n/a	0.001758	NP Inter (NDs) 1 of 2
Fluoride (mg/L)	GN-AP-MW-8	0.1	n/a	7/29/2020	0.0742J	No	30	n/a	n/a	70	n/a	n/a	0.001758	NP Inter (NDs) 1 of 2
Fluoride (mg/L)	**GN-AP-MW-9**	**0.1**	**n/a**	**7/29/2020**	**0.116**	**Yes**	**30**	**n/a**	**n/a**	**70**	**n/a**	**n/a**	**0.001758**	**NP Inter (NDs) 1 of 2**
pH (pH)	GN-AP-MW-10	7.953	7.527	7/22/2020	7.64	No	30	7.74	0.0924	0	None	No	0.000198	Param Inter 1 of 2
pH (pH)	GN-AP-MW-11	7.953	7.527	7/22/2020	7.76	No	30	7.74	0.0924	0	None	No	0.000198	Param Inter 1 of 2
pH (pH)	**GN-AP-MW-12**	**7.953**	**7.527**	**7/27/2020**	**7.47**	**Yes**	**30**	**7.74**	**0.0924**	**0**	**None**	**No**	**0.000198**	**Param Inter 1 of 2**
pH (pH)	**GN-AP-MW-13**	**7.953**	**7.527**	**7/27/2020**	**7.48**	**Yes**	**30**	**7.74**	**0.0924**	**0**	**None**	**No**	**0.000198**	**Param Inter 1 of 2**
pH (pH)	**GN-AP-MW-14**	**7.953**	**7.527**	**7/23/2020**	**7.44**	**Yes**	**30**	**7.74**	**0.0924**	**0**	**None**	**No**	**0.000198**	**Param Inter 1 of 2**
pH (pH)	**GN-AP-MW-15R**	**7.953**	**7.527**	**7/28/2020**	**7.5**	**Yes**	**30**	**7.74**	**0.0924**	**0**	**None**	**No**	**0.000198**	**Param Inter 1 of 2**
pH (pH)	**GN-AP-MW-16**	**7.953**	**7.527**	**7/28/2020**	**8.02**	**Yes**	**30**	**7.74**	**0.0924**	**0**	**None**	**No**	**0.000198**	**Param Inter 1 of 2**
pH (pH)	**GN-AP-MW-17**	**7.953**	**7.527**	**7/29/2020**	**9.38**	**Yes**	**30**	**7.74**	**0.0924**	**0**	**None**	**No**	**0.000198**	**Param Inter 1 of 2**
pH (pH)	**GN-AP-MW-18**	**7.953**	**7.527**	**7/22/2020**	**6.54**	**Yes**	**30**	**7.74**	**0.0924**	**0**	**None**	**No**	**0.000198**	**Param Inter 1 of 2**
pH (pH)	GN-AP-MW-19	7.953	7.527	7/27/2020	7.56	No	30	7.74	0.0924	0	None	No	0.000198	Param Inter 1 of 2
pH (pH)	GN-AP-MW-20	7.953	7.527	7/22/2020	7.84	No	30	7.74	0.0924	0	None	No	0.000198	Param Inter 1 of 2
pH (pH)	GN-AP-MW-21	7.953	7.527	7/28/2020	7.58	No	30	7.74	0.0924	0	None	No	0.000198	Param Inter 1 of 2
pH (pH)	**GN-AP-MW-22**	**7.953**	**7.527**	**7/28/2020**	**7.43**	**Yes**	**30**	**7.74**	**0.0924**	**0**	**None**	**No**	**0.000198**	**Param Inter 1 of 2**
pH (pH)	**GN-AP-MW-4**	**7.953**	**7.527**	**7/27/2020**	**7.3**	**Yes**	**30**	**7.74**	**0.0924**	**0**	**None**	**No**	**0.000198**	**Param Inter 1 of 2**
pH (pH)	GN-AP-MW-5	7.953	7.527	7/28/2020	7.7	No	30	7.74	0.0924	0	None	No	0.000198	Param Inter 1 of 2
pH (pH)	GN-AP-MW-6	7.953	7.527	7/28/2020	7.62	No	30	7.74	0.0924	0	None	No	0.000198	Param Inter 1 of 2
pH (pH)	**GN-AP-MW-7**	**7.953**	**7.527**	**7/28/2020**	**7.32**	**Yes**	**30**	**7.74**	**0.0924**	**0**	**None**	**No**	**0.000198**	**Param Inter 1 of 2**
pH (pH)	**GN-AP-MW-8**	**7.953**	**7.527**	**7/29/2020**	**7.39**	**Yes**	**30**	**7.74**	**0.0924**	**0**	**None**	**No**	**0.000198**	**Param Inter 1 of 2**
pH (pH)	GN-AP-MW-9	7.953	7.527	7/29/2020	7.66	No	30	7.74	0.0924	0	None	No	0.000198	Param Inter 1 of 2
Sulfate (mg/L)	GN-AP-MW-10	8.675	n/a	7/22/2020	3.65	No	28	1.777	0.5014	3.571	None	sqrt(x)	0.000396	Param Inter 1 of 2
Sulfate (mg/L)	**GN-AP-MW-11**	**8.675**	**n/a**	**7/22/2020**	**45.3**	**Yes**	**28**	**1.777**	**0.5014**	**3.571**	**None**	**sqrt(x)**	**0.000396**	**Param Inter 1 of 2**
Sulfate (mg/L)	**GN-AP-MW-12**	**8.675**	**n/a**	**7/27/2020**	**108**	**Yes**	**28**	**1.777**	**0.5014**	**3.571**	**None**	**sqrt(x)**	**0.000396**	**Param Inter 1 of 2**
Sulfate (mg/L)	GN-AP-MW-13	8.675	n/a	7/27/2020	0.5ND	No	28	1.777	0.5014	3.571	None	sqrt(x)	0.000396	Param Inter 1 of 2
Sulfate (mg/L)	**GN-AP-MW-14**	**8.675**	**n/a**	**7/23/2020**	**97.9**	**Yes**	**28**	**1.777**	**0.5014**	**3.571**	**None**	**sqrt(x)**	**0.000396**	**Param Inter 1 of 2**
Sulfate (mg/L)	**GN-AP-MW-15R**	**8.675**	**n/a**	**7/28/2020**	**239**	**Yes**	**28**	**1.777**	**0.5014**	**3.571**	**None**	**sqrt(x)**	**0.000396**	**Param Inter 1 of 2**
Sulfate (mg/L)	**GN-AP-MW-16**	**8.675**	**n/a**	**7/28/2020**	**143**	**Yes**	**28**	**1.777**	**0.5014**	**3.571**	**None**	**sqrt(x)**	**0.000396**	**Param Inter 1 of 2**
Sulfate (mg/L)	**GN-AP-MW-17**	**8.675**	**n/a**	**7/29/2020**	**309**	**Yes**	**28**	**1.777**	**0.5014**	**3.571**	**None**	**sqrt(x)**	**0.000396**	**Param Inter 1 of 2**
Sulfate (mg/L)	**GN-AP-MW-18**	**8.675**	**n/a**	**7/22/2020**	**180**	**Yes**	**28**	**1.777**	**0.5014**	**3.571**	**None**	**sqrt(x)**	**0.000396**	**Param Inter 1 of 2**
Sulfate (mg/L)	**GN-AP-MW-19**	**8.675**	**n/a**	**7/27/2020**	**23.7**	**Yes**	**28**	**1.777**	**0.5014**	**3.571**	**None**	**sqrt(x)**	**0.000396**	**Param Inter 1 of 2**
Sulfate (mg/L)	**GN-AP-MW-20**	**8.675**	**n/a**	**7/22/2020**	**568**	**Yes**	**28**	**1.777**	**0.5014**	**3.571**	**None**	**sqrt(x)**	**0.000396**	**Param Inter 1 of 2**
Sulfate (mg/L)	**GN-AP-MW-21**	**8.675**	**n/a**	**7/28/2020**	**177**	**Yes**	**28**	**1.777**	**0.5014**	**3.571**	**None**	**sqrt(x)**	**0.000396**	**Param Inter 1 of 2**
Sulfate (mg/L)	**GN-AP-MW-22**	**8.675**	**n/a**	**7/28/2020**	**175**	**Yes**	**28**	**1.777**	**0.5014**	**3.571**	**None**	**sqrt(x)**	**0.000396**	**Param Inter 1 of 2**
Sulfate (mg/L)	**GN-AP-MW-4**	**8.675**	**n/a**	**7/27/2020**	**21.7**	**Yes**	**28**	**1.777**	**0.5014**	**3.571**	**None**	**sqrt(x)**	**0.000396**	**Param Inter 1 of 2**
Sulfate (mg/L)	**GN-AP-MW-5**	**8.675**	**n/a**	**7/28/2020**	**152**	**Yes**	**28**	**1.777**	**0.5014**	**3.571**	**None**	**sqrt(x)**	**0.000396**	**Param Inter 1 of 2**
Sulfate (mg/L)	**GN-AP-MW-6**	**8.675**	**n/a**	**7/28/2020**	**189**	**Yes**	**28**	**1.777**	**0.5014**	**3.571**	**None**	**sqrt(x)**	**0.000396**	**Param Inter 1 of 2**
Sulfate (mg/L)	**GN-AP-MW-7**	**8.675**	**n/a**	**7/28/2020**	**160**	**Yes**	**28**	**1.777**	**0.5014**	**3.571**	**None**	**sqrt(x)**	**0.000396**	**Param Inter 1 of 2**

Interwell Prediction Limits - All Results

Plant Gaston Client: Southern Company Data: Gaston Ash Pond Printed 10/20/2020, 1:35 PM

Constituent	Well	Upper Lim.	Lower Lim.	Date	Observ.	Sig.	Bg N	Bg Mean	Std. Dev.	%NDs	ND Adj.	Transform	Alpha	Method
Sulfate (mg/L)	GN-AP-MW-8	8.675	n/a	7/29/2020	3.25	No	28	1.777	0.5014	3.571	None	sqrt(x)	0.000396	Param Inter 1 of 2
Sulfate (mg/L)	**GN-AP-MW-9**	**8.675**	**n/a**	**7/29/2020**	**14.7**	**Yes**	**28**	**1.777**	**0.5014**	**3.571**	**None**	**sqrt(x)**	**0.000396**	**Param Inter 1 of 2**
TDS (mg/L)	GN-AP-MW-10	185.5	n/a	7/22/2020	175	No	28	152.9	13.96	0	None	No	0.000396	Param Inter 1 of 2
TDS (mg/L)	**GN-AP-MW-11**	**185.5**	**n/a**	**7/22/2020**	**216**	**Yes**	**28**	**152.9**	**13.96**	**0**	**None**	**No**	**0.000396**	**Param Inter 1 of 2**
TDS (mg/L)	**GN-AP-MW-12**	**185.5**	**n/a**	**7/27/2020**	**378**	**Yes**	**28**	**152.9**	**13.96**	**0**	**None**	**No**	**0.000396**	**Param Inter 1 of 2**
TDS (mg/L)	**GN-AP-MW-13**	**185.5**	**n/a**	**7/27/2020**	**202**	**Yes**	**28**	**152.9**	**13.96**	**0**	**None**	**No**	**0.000396**	**Param Inter 1 of 2**
TDS (mg/L)	**GN-AP-MW-14**	**185.5**	**n/a**	**7/23/2020**	**399**	**Yes**	**28**	**152.9**	**13.96**	**0**	**None**	**No**	**0.000396**	**Param Inter 1 of 2**
TDS (mg/L)	**GN-AP-MW-15R**	**185.5**	**n/a**	**7/28/2020**	**606**	**Yes**	**28**	**152.9**	**13.96**	**0**	**None**	**No**	**0.000396**	**Param Inter 1 of 2**
TDS (mg/L)	**GN-AP-MW-16**	**185.5**	**n/a**	**7/28/2020**	**284**	**Yes**	**28**	**152.9**	**13.96**	**0**	**None**	**No**	**0.000396**	**Param Inter 1 of 2**
TDS (mg/L)	**GN-AP-MW-17**	**185.5**	**n/a**	**7/29/2020**	**566**	**Yes**	**28**	**152.9**	**13.96**	**0**	**None**	**No**	**0.000396**	**Param Inter 1 of 2**
TDS (mg/L)	**GN-AP-MW-18**	**185.5**	**n/a**	**7/22/2020**	**594**	**Yes**	**28**	**152.9**	**13.96**	**0**	**None**	**No**	**0.000396**	**Param Inter 1 of 2**
TDS (mg/L)	**GN-AP-MW-19**	**185.5**	**n/a**	**7/27/2020**	**223**	**Yes**	**28**	**152.9**	**13.96**	**0**	**None**	**No**	**0.000396**	**Param Inter 1 of 2**
TDS (mg/L)	**GN-AP-MW-20**	**185.5**	**n/a**	**7/22/2020**	**934**	**Yes**	**28**	**152.9**	**13.96**	**0**	**None**	**No**	**0.000396**	**Param Inter 1 of 2**
TDS (mg/L)	**GN-AP-MW-21**	**185.5**	**n/a**	**7/28/2020**	**476**	**Yes**	**28**	**152.9**	**13.96**	**0**	**None**	**No**	**0.000396**	**Param Inter 1 of 2**
TDS (mg/L)	**GN-AP-MW-22**	**185.5**	**n/a**	**7/28/2020**	**500**	**Yes**	**28**	**152.9**	**13.96**	**0**	**None**	**No**	**0.000396**	**Param Inter 1 of 2**
TDS (mg/L)	**GN-AP-MW-4**	**185.5**	**n/a**	**7/27/2020**	**284**	**Yes**	**28**	**152.9**	**13.96**	**0**	**None**	**No**	**0.000396**	**Param Inter 1 of 2**
TDS (mg/L)	**GN-AP-MW-5**	**185.5**	**n/a**	**7/28/2020**	**406**	**Yes**	**28**	**152.9**	**13.96**	**0**	**None**	**No**	**0.000396**	**Param Inter 1 of 2**
TDS (mg/L)	**GN-AP-MW-6**	**185.5**	**n/a**	**7/28/2020**	**485**	**Yes**	**28**	**152.9**	**13.96**	**0**	**None**	**No**	**0.000396**	**Param Inter 1 of 2**
TDS (mg/L)	**GN-AP-MW-7**	**185.5**	**n/a**	**7/28/2020**	**434**	**Yes**	**28**	**152.9**	**13.96**	**0**	**None**	**No**	**0.000396**	**Param Inter 1 of 2**
TDS (mg/L)	**GN-AP-MW-8**	**185.5**	**n/a**	**7/29/2020**	**253**	**Yes**	**28**	**152.9**	**13.96**	**0**	**None**	**No**	**0.000396**	**Param Inter 1 of 2**
TDS (mg/L)	**GN-AP-MW-9**	**185.5**	**n/a**	**7/29/2020**	**215**	**Yes**	**28**	**152.9**	**13.96**	**0**	**None**	**No**	**0.000396**	**Param Inter 1 of 2**

Sanitas™ v.9.6.27 Groundwater Stats Consulting. UG
Hollow symbols indicate censored values.

Exceeds Limit: GN-AP-MW-11, GN-AP-MW-12, GN-AP-MW-15R, GN-AP-MW-16, GN-AP-MW-17, GN-AP-MW-18, GN-AP-MW-20...

Prediction Limit

Interwell Non-parametric

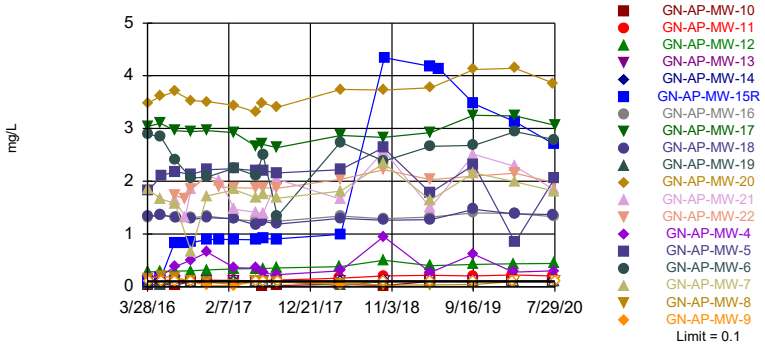

Non-parametric test used in lieu of parametric prediction limit because censored data exceeded 50%. All background values (n = 28) were censored; limit is most recent reporting limit. Annual per-constituent alpha = 0.07341. Individual comparison alpha = 0.002004 (1 of 2). Comparing 19 points to limit.

Constituent: Boron Analysis Run 10/20/2020 1:34 PM View: Appendix III
Plant Gaston Client: Southern Company Data: Gaston Ash Pond

Sanitas™ v.9.6.27 Groundwater Stats Consulting. UG

Exceeds Limit: GN-AP-MW-10, GN-AP-MW-11, GN-AP-MW-12, GN-AP-MW-13, GN-AP-MW-14, GN-AP-MW-15R, GN-AP-MW-16,..

Prediction Limit

Interwell Parametric

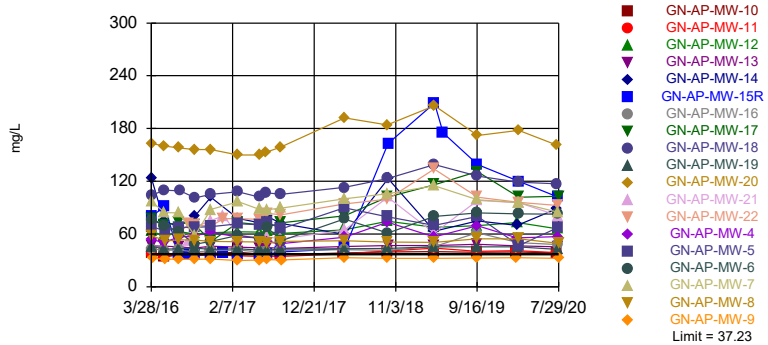

Background Data Summary: Mean=32.18, Std. Dev.=2.156, n=27. Normality test: Shapiro Wilk @alpha = 0.01, calculated = 0.9518, critical = 0.894. Kappa = 2.342 (c=7, w=19, 1 of 2, event alpha = 0.05132). Report alpha = 0.007498. Individual comparison alpha = 0.000396. Comparing 19 points to limit.

Constituent: Calcium Analysis Run 10/20/2020 1:34 PM View: Appendix III
Plant Gaston Client: Southern Company Data: Gaston Ash Pond

Sanitas™ v.9.6.27 Groundwater Stats Consulting. UG
Hollow symbols indicate censored values.

Exceeds Limit: GN-AP-MW-11, GN-AP-MW-12, GN-AP-MW-15R, GN-AP-MW-16, GN-AP-MW-17, GN-AP-MW-18, GN-AP-MW-19...

Prediction Limit

Interwell Non-parametric

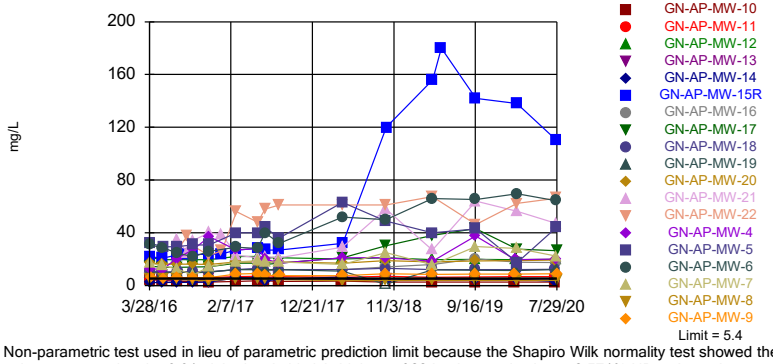

Non-parametric test used in lieu of parametric prediction limit because the Shapiro Wilk normality test showed the data to be non-normal at the 0.01 alpha level. Limit is highest of 28 background values. 3.571% NDs. Annual per-constituent alpha = 0.07341. Individual comparison alpha = 0.002004 (1 of 2). Comparing 19 points to limit.

Constituent: Chloride Analysis Run 10/20/2020 1:34 PM View: Appendix III
Plant Gaston Client: Southern Company Data: Gaston Ash Pond

Sanitas™ v.9.6.27 Groundwater Stats Consulting. UG
Hollow symbols indicate censored values.

Exceeds Limit: GN-AP-MW-16, GN-AP-MW-17, GN-AP-MW-9

Prediction Limit

Interwell Non-parametric

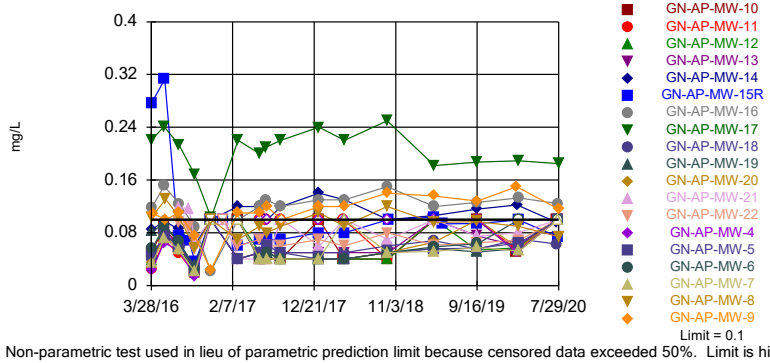

Non-parametric test used in lieu of parametric prediction limit because censored data exceeded 50%. Limit is highest of 30 background values. 70% NDs. Annual per-constituent alpha = 0.06466. Individual comparison alpha = 0.001758 (1 of 2). Comparing 19 points to limit.

Constituent: Fluoride Analysis Run 10/20/2020 1:34 PM View: Appendix III
Plant Gaston Client: Southern Company Data: Gaston Ash Pond

Sanitas™ v.9.6.27 Groundwater Stats Consulting. UG

Exceeds Limits: GN-AP-MW-12, GN-AP-MW-13, GN-AP-MW-14, GN-AP-MW-15R, GN-AP-MW-16, GN-AP-MW-17, GN-AP-MW-18...

Prediction Limit

Interwell Parametric

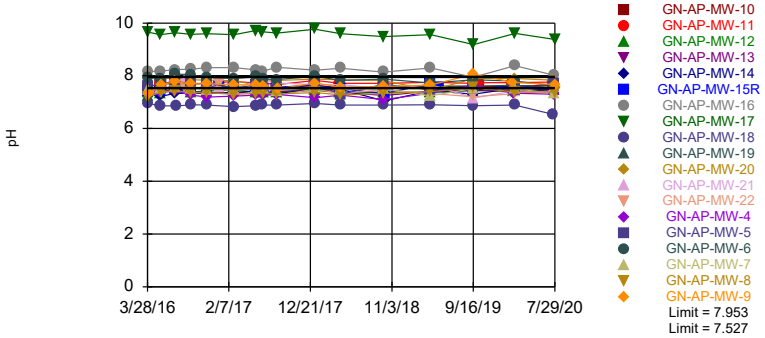

Background Data Summary: Mean=7.74, Std. Dev.=0.0924, n=30. Normality test: Shapiro Wilk @alpha = 0.01, calculated = 0.9277, critical = 0.9. Kappa = 2.307 (c=7, w=19, 1 of 2, event alpha = 0.05132). Report alpha = 0.007498. Individual comparison alpha = 0.000198. Comparing 19 points to limit.

Constituent: pH Analysis Run 10/20/2020 1:34 PM View: Appendix III

Plant Gaston Client: Southern Company Data: Gaston Ash Pond

Sanitas™ v.9.6.27 Groundwater Stats Consulting. UG

Hollow symbols indicate censored values.

Exceeds Limit: GN-AP-MW-11, GN-AP-MW-12, GN-AP-MW-14, GN-AP-MW-15R, GN-AP-MW-16, GN-AP-MW-17, GN-AP-MW-18...

Prediction Limit

Interwell Parametric

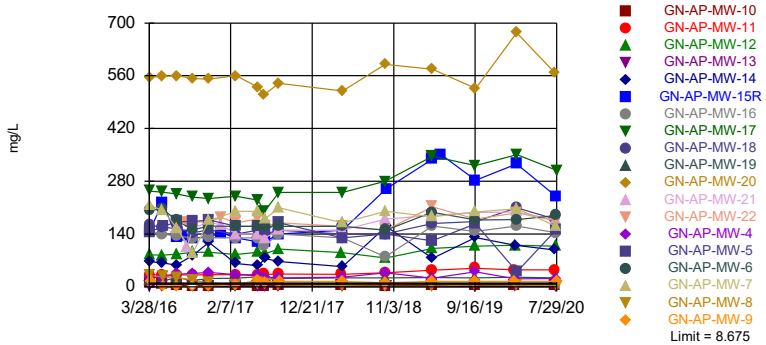

Background Data Summary (based on square root transformation): Mean=1.777, Std. Dev.=0.5014, n=28, 3.571% NDs. Normality test: Shapiro Wilk @alpha = 0.01, calculated = 0.937, critical = 0.896. Kappa = 2.33 (c=7, w=19, 1 of 2, event alpha = 0.05132). Report alpha = 0.007498. Individual comparison alpha = 0.000396. Comparing 19 points to limit.

Constituent: Sulfate Analysis Run 10/20/2020 1:34 PM View: Appendix III

Plant Gaston Client: Southern Company Data: Gaston Ash Pond

Sanitas™ v.9.6.27 Groundwater Stats Consulting. UG

Exceeds Limit: GN-AP-MW-11, GN-AP-MW-12, GN-AP-MW-13, GN-AP-MW-14, GN-AP-MW-15R, GN-AP-MW-16, GN-AP-MW-17,..

Prediction Limit

Interwell Parametric

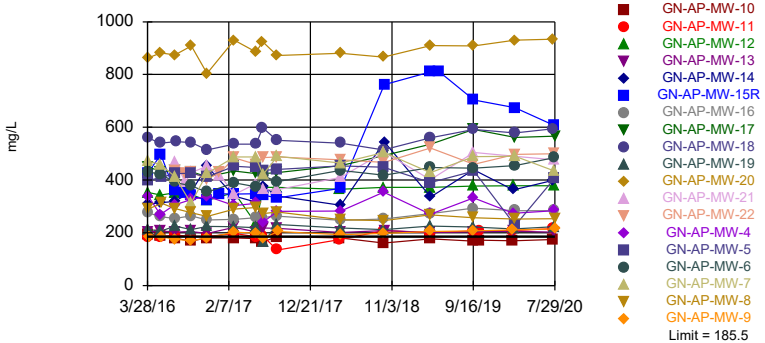

Background Data Summary: Mean=152.9, Std. Dev.=13.96, n=28. Normality test: Shapiro Wilk @alpha = 0.01, calculated = 0.921, critical = 0.896. Kappa = 2.33 (c=7, w=19, 1 of 2, event alpha = 0.05132). Report alpha = 0.007498. Individual comparison alpha = 0.000396. Comparing 19 points to limit.

Constituent: TDS Analysis Run 10/20/2020 1:34 PM View: Appendix III

Plant Gaston Client: Southern Company Data: Gaston Ash Pond

Prediction Limit

Constituent: Boron (mg/L) Analysis Run 10/20/2020 1:35 PM View: Appendix III

Plant Gaston Client: Southern Company Data: Gaston Ash Pond

	GN-AP-MW-19	GN-AP-MW-2 (bg)	GN-AP-MW-15R	GN-AP-MW-14	GN-AP-MW-3 (bg)	GN-AP-MW-17	GN-AP-MW-16	GN-AP-MW-18	GN-AP-MW-20
3/28/2016	0.0538 (J)	<0.1	0.103	<0.1	<0.1				
3/29/2016						3.04	1.32	1.33	3.48
3/30/2016									
4/4/2016									
5/17/2016				<0.1	<0.1	3.1	1.35	1.37	
5/18/2016	0.0252 (J)	<0.1							3.61
5/19/2016			0.169						
5/23/2016									
7/11/2016		<0.1	0.829	<0.1	<0.1				
7/12/2016									
7/13/2016	<0.1								3.7
7/14/2016						2.96	1.32		
7/18/2016								1.31	
8/22/2016			0.835						
9/12/2016									
9/13/2016	<0.1			<0.1		2.94	1.31		
9/14/2016		<0.1	0.838		<0.1			1.28	3.53
11/14/2016							1.34	1.31	3.51
11/15/2016			0.894	<0.1					
11/16/2016	<0.1	<0.1			<0.1	2.96			
1/3/2017			0.897						
2/27/2017	<0.1		0.897	<0.1					
2/28/2017						2.92	1.28	1.29	3.44
3/1/2017		<0.1			<0.1				
5/22/2017	<0.1		0.892						
5/23/2017		<0.1			<0.1				
5/24/2017				<0.1		2.66	1.24	1.17	3.31
6/19/2017		<0.1			<0.1	2.7	1.26	1.24	3.48
6/20/2017			0.91						
6/21/2017	<0.1			<0.1					
8/14/2017	<0.1		0.906			2.64	1.24	1.19	3.4
8/15/2017		<0.1		<0.1	<0.1				
8/16/2017									
4/16/2018									
4/17/2018									
4/19/2018	0.0258 (J)	<0.1	0.991	<0.1	<0.1	2.87	1.34	1.3	3.74
10/1/2018						2.83	1.29	1.26	3.73
10/2/2018	<0.1								
10/3/2018		<0.1			<0.1				
10/4/2018									
10/5/2018			4.34	<0.1					
4/1/2019	<0.1	<0.1							
4/2/2019					<0.1				
4/3/2019			4.18	<0.1		2.92	1.32	1.27	3.77
5/7/2019			4.13						
9/16/2019							1.4		
9/17/2019				<0.1	<0.1	3.25			
9/18/2019	<0.1	<0.1	3.47					1.47	4.12
2/17/2020									
2/18/2020	<0.1								
2/19/2020				<0.1	<0.1				
2/25/2020			3.13				1.39	1.38	4.14

Prediction Limit

Constituent: Boron (mg/L) Analysis Run 10/20/2020 1:35 PM View: Appendix III

Plant Gaston Client: Southern Company Data: Gaston Ash Pond

	GN-AP-MW-19	GN-AP-MW-2 (bg)	GN-AP-MW-15R	GN-AP-MW-14	GN-AP-MW-3 (bg)	GN-AP-MW-17	GN-AP-MW-16	GN-AP-MW-18	GN-AP-MW-20
2/26/2020						3.24			
7/22/2020								1.37	3.86
7/23/2020				<0.1					
7/27/2020	<0.1				<0.1				
7/28/2020			2.7				1.33		
7/29/2020						3.06			

Prediction Limit

Constituent: Boron (mg/L) Analysis Run 10/20/2020 1:35 PM View: Appendix III

Plant Gaston Client: Southern Company Data: Gaston Ash Pond

	GN-AP-MW-8	GN-AP-MW-13	GN-AP-MW-4	GN-AP-MW-5	GN-AP-MW-12	GN-AP-MW-6	GN-AP-MW-7	GN-AP-MW-10	GN-AP-MW-11
3/28/2016									
3/29/2016	0.161								
3/30/2016		<0.1	0.193	1.82	0.287	2.89	1.85	0.0291 (J)	0.112
4/4/2016									
5/17/2016			0.201					0.0466 (J)	
5/18/2016		<0.1			0.286				0.118
5/19/2016						2.84	1.66		
5/23/2016	0.197			2.11					
7/11/2016			0.375						
7/12/2016	0.17								
7/13/2016					0.299	2.41	1.58	0.0305 (J)	0.125
7/14/2016		<0.1		2.18					
7/18/2016									
8/22/2016									
9/12/2016		0.0762 (J)			0.302				
9/13/2016	0.114			2.13		2.06	0.674	<0.1	0.108
9/14/2016			0.507						
11/14/2016		<0.1			0.323				0.126
11/15/2016	0.0853 (J)			2.22		2.08	1.72	<0.1	
11/16/2016			0.655						
1/3/2017									
2/27/2017									
2/28/2017	0.0452 (J)	<0.1	0.364		0.336			<0.1	0.12
3/1/2017				2.24		2.25	1.84		
5/22/2017								<0.1	0.116
5/23/2017				2.2		2.11	1.69		
5/24/2017	0.113	<0.1	0.352		0.342				
6/19/2017								0.0204 (J)	0.12
6/20/2017	0.0853 (J)			2.2		2.5	1.75		
6/21/2017		<0.1	0.263		0.342				
8/14/2017		<0.1			0.359			0.0242 (J)	0.124
8/15/2017	0.0862 (J)		0.23	2.16		1.34	1.68		
8/16/2017									
4/16/2018					0.384			0.0466 (J)	0.163
4/17/2018	0.0649 (J)			2.22		2.74	1.81		
4/19/2018		<0.1	0.305						
10/1/2018	0.03 (J)			2.64					
10/2/2018								0.0228 (J)	
10/3/2018			0.952						
10/4/2018					0.503	2.38	2.34		0.206
10/5/2018		<0.1							
4/1/2019	0.0345 (J)								
4/2/2019			0.271	1.78		2.66	1.64		
4/3/2019		<0.1			0.401			<0.1	0.216
5/7/2019									
9/16/2019					0.423			<0.1	0.207
9/17/2019	0.0439 (J)	<0.1	0.619						
9/18/2019				2.31		2.68	2.16		
2/17/2020								<0.1	0.221
2/18/2020			0.281		0.433				
2/19/2020		<0.1							
2/25/2020	<0.1								

Prediction Limit

Constituent: Boron (mg/L) Analysis Run 10/20/2020 1:35 PM View: Appendix III

Plant Gaston Client: Southern Company Data: Gaston Ash Pond

	GN-AP-MW-8	GN-AP-MW-13	GN-AP-MW-4	GN-AP-MW-5	GN-AP-MW-12	GN-AP-MW-6	GN-AP-MW-7	GN-AP-MW-10	GN-AP-MW-11
2/26/2020				0.84		2.94	1.99		
7/22/2020								<0.1	0.205
7/23/2020									
7/27/2020		<0.1	0.3		0.444				
7/28/2020				2.05		2.79	1.81		
7/29/2020	<0.1								

Prediction Limit

Constituent: Boron (mg/L) Analysis Run 10/20/2020 1:35 PM View: Appendix III

Plant Gaston Client: Southern Company Data: Gaston Ash Pond

	GN-AP-MW-9	GN-AP-MW-21	GN-AP-MW-22
3/28/2016			
3/29/2016			
3/30/2016			
4/4/2016	<0.1		
5/17/2016			
5/18/2016			
5/19/2016			
5/23/2016	<0.1		
7/11/2016			
7/12/2016	<0.1		
7/13/2016		1.63	
7/14/2016			1.73
7/18/2016			
8/22/2016		1.32	1.66
9/12/2016			
9/13/2016	<0.1	1.85	1.85
9/14/2016			
11/14/2016			
11/15/2016	0.0256 (J)	2.12	2.09
11/16/2016			
1/3/2017		2.01	1.89
2/27/2017			
2/28/2017	0.021 (J)		
3/1/2017		1.47	1.88
5/22/2017			
5/23/2017		1.41	1.87
5/24/2017	<0.1		
6/19/2017			
6/20/2017	<0.1	1.38	1.88
6/21/2017			
8/14/2017			
8/15/2017		2.04	1.87
8/16/2017	<0.1 (U*)		
4/16/2018			
4/17/2018	0.0386 (J)	1.66	2.04
4/19/2018			
10/1/2018	<0.1		
10/2/2018			
10/3/2018			
10/4/2018		2.58	2.22
10/5/2018			
4/1/2019	<0.1		
4/2/2019		1.5	2.03
4/3/2019			
5/7/2019			
9/16/2019			
9/17/2019	<0.1		
9/18/2019		2.51	2.1
2/17/2020	<0.1		
2/18/2020			
2/19/2020			
2/25/2020			

Prediction Limit

Constituent: Boron (mg/L) Analysis Run 10/20/2020 1:35 PM View: Appendix III

Plant Gaston Client: Southern Company Data: Gaston Ash Pond

	GN-AP-MW-9	GN-AP-MW-21	GN-AP-MW-22
2/26/2020		2.28	2.15
7/22/2020			
7/23/2020			
7/27/2020			
7/28/2020		1.84	1.97
7/29/2020	<0.1		

Prediction Limit

Constituent: Calcium (mg/L) Analysis Run 10/20/2020 1:35 PM View: Appendix III

Plant Gaston Client: Southern Company Data: Gaston Ash Pond

	GN-AP-MW-19	GN-AP-MW-2 (bg)	GN-AP-MW-15R	GN-AP-MW-14	GN-AP-MW-3 (bg)	GN-AP-MW-17	GN-AP-MW-16	GN-AP-MW-18	GN-AP-MW-20
3/28/2016	46	34.2	79.7	124	31.6				
3/29/2016						77.4	43.2	104	163
3/30/2016									
4/4/2016									
5/17/2016				74.6	29.6	70.3	41.4	110	
5/18/2016	42.9	32.6							160
5/19/2016			91.5						
5/23/2016									
7/11/2016		32.5	38.1	68.9	30				
7/12/2016									
7/13/2016	43.1								158
7/14/2016						73	41.9		
7/18/2016								109	
8/22/2016			37.3						
9/12/2016									
9/13/2016	44.1			80.3		70.7	39.6		
9/14/2016		32.1	36.5		30.6			101	156
11/14/2016							41	105	156
11/15/2016			36.8	102					
11/16/2016	42.7	33.4			30.4	51.7			
1/3/2017			38						
2/27/2017	43.1		36.8	77.9					
2/28/2017						73.1	41.8	108	150
3/1/2017		33.3			<0.5 (o)				
5/22/2017	41.9		36.9						
5/23/2017		32.7			30.1				
5/24/2017				72.9		70.6	39.8	102	150
6/19/2017		32.6			29.9	67.7	40.2	107	153
6/20/2017			36.9						
6/21/2017	41.8			80					
8/14/2017	43		39.5			72.8	41.3	105	159
8/15/2017		31.5		72.1	28.1				
8/16/2017									
4/16/2018									
4/17/2018									
4/19/2018	43.2	34.2	43.4	59.6	31.2	80.8	42.3	113	192
10/1/2018						102	41.5	123	184
10/2/2018	43.8								
10/3/2018		38.6			32.3				
10/4/2018									
10/5/2018			163	123					
4/1/2019	45.6	35.8							
4/2/2019					31.6				
4/3/2019			209	63.1		116	45.7	139	206
5/7/2019			175						
9/16/2019							61.3		
9/17/2019				74.9	31.7	131			
9/18/2019	45.6	35	139					126	172
2/17/2020									
2/18/2020	45.5								
2/19/2020				69.9	32.3				
2/25/2020			120				50	119	178

Prediction Limit

Constituent: Calcium (mg/L) Analysis Run 10/20/2020 1:35 PM View: Appendix III

Plant Gaston Client: Southern Company Data: Gaston Ash Pond

	GN-AP-MW-19	GN-AP-MW-2 (bg)	GN-AP-MW-15R	GN-AP-MW-14	GN-AP-MW-3 (bg)	GN-AP-MW-17	GN-AP-MW-16	GN-AP-MW-18	GN-AP-MW-20
2/26/2020						102			
7/22/2020								117	161
7/23/2020				88.6					
7/27/2020	42.6				31				
7/28/2020			102				48.1		
7/29/2020						103			

Prediction Limit

Constituent: Calcium (mg/L) Analysis Run 10/20/2020 1:35 PM View: Appendix III

Plant Gaston Client: Southern Company Data: Gaston Ash Pond

	GN-AP-MW-8	GN-AP-MW-13	GN-AP-MW-4	GN-AP-MW-5	GN-AP-MW-12	GN-AP-MW-6	GN-AP-MW-7	GN-AP-MW-10	GN-AP-MW-11
3/28/2016									
3/29/2016	58.2								
3/30/2016		46.6	53.6	68.3	63.4	75.7	96.4	38.2	36.4
4/4/2016									
5/17/2016			50.5					33.9	
5/18/2016		46.1			57.5				34.7
5/19/2016						69.7	84.5		
5/23/2016	52.1			63.1					
7/11/2016			56.5						
7/12/2016	53.6								
7/13/2016					62.9	62.7	84	36.7	36.4
7/14/2016		45.6		67.7					
7/18/2016									
8/22/2016									
9/12/2016		44.1			60.1				
9/13/2016	53			67.8		48.3	58.2	38.1	35.6
9/14/2016			58						
11/14/2016		46			61.4				36.2
11/15/2016	51.5			68.4		51.8	87.9	38	
11/16/2016			61.8						
1/3/2017									
2/27/2017									
2/28/2017	51.4	45	56.8		62.6			39.4	35.4
3/1/2017				71.8		58.4	96.8		
5/22/2017								37.4	34.4
5/23/2017				70.6		54.8	88		
5/24/2017	50.8	44.3	55.5		62.3				
6/19/2017								37.4	34.8
6/20/2017	49.8			73.8		67.9	87.5		
6/21/2017		44.7	51		63				
8/14/2017		43.5			60.6			36.4	34.6
8/15/2017	51.6		48.9	65.7		52.5	89.4		
8/16/2017									
4/16/2018					64.6			38.7	37.4
4/17/2018	52.2			90		77.1	100		
4/19/2018		45.8	56.5						
10/1/2018	50.8			79.6					
10/2/2018								39.7	
10/3/2018			73.5						
10/4/2018					74.5	61.2	106		40.8
10/5/2018		46.8							
4/1/2019	50.5								
4/2/2019			56.9	69.8		80.1	115		
4/3/2019		46.9			67.8			40	44.1
5/7/2019									
9/16/2019					69.5			39.1	40.2
9/17/2019	54.5	48.3	69.3						
9/18/2019				79.9		83.9	99.1		
2/17/2020								39.7	41
2/18/2020			55.8		73.1				
2/19/2020		46.7							
2/25/2020	54.7								

Prediction Limit

Constituent: Calcium (mg/L) Analysis Run 10/20/2020 1:35 PM View: Appendix III

Plant Gaston Client: Southern Company Data: Gaston Ash Pond

	GN-AP-MW-8	GN-AP-MW-13	GN-AP-MW-4	GN-AP-MW-5	GN-AP-MW-12	GN-AP-MW-6	GN-AP-MW-7	GN-AP-MW-10	GN-AP-MW-11
2/26/2020				46.8		83.1	95.8		
7/22/2020								38.5	39
7/23/2020									
7/27/2020		45.5	57		65.7				
7/28/2020				67.8		82.5	84.9		
7/29/2020	49.4								

Prediction Limit

Constituent: Calcium (mg/L) Analysis Run 10/20/2020 1:35 PM View: Appendix III

Plant Gaston Client: Southern Company Data: Gaston Ash Pond

	GN-AP-MW-9	GN-AP-MW-21	GN-AP-MW-22
3/28/2016			
3/29/2016			
3/30/2016			
4/4/2016	32.3		
5/17/2016			
5/18/2016			
5/19/2016			
5/23/2016	31.3		
7/11/2016			
7/12/2016	31.6		
7/13/2016		66.6	
7/14/2016			61.5
7/18/2016			
8/22/2016		52.8	71.3
9/12/2016			
9/13/2016	31.2	68	70.3
9/14/2016			
11/14/2016			
11/15/2016	31.5	75.2	69
11/16/2016			
1/3/2017		80.9	77.4
2/27/2017			
2/28/2017	29.7		
3/1/2017		58	77.4
5/22/2017			
5/23/2017		56.3	76.6
5/24/2017	30.4		
6/19/2017			
6/20/2017	30.8	56.8	83.6
6/21/2017			
8/14/2017			
8/15/2017		54.5	81.8
8/16/2017	30.5		
4/16/2018			
4/17/2018	32.9	64.5	94.1
4/19/2018			
10/1/2018	32.4		
10/2/2018			
10/3/2018			
10/4/2018		102	99.5
10/5/2018			
4/1/2019	32.3		
4/2/2019		61.1	134
4/3/2019			
5/7/2019			
9/16/2019			
9/17/2019	32.7		
9/18/2019		98.3	102
2/17/2020	33.2		
2/18/2020			
2/19/2020			
2/25/2020			

Prediction Limit

Constituent: Calcium (mg/L) Analysis Run 10/20/2020 1:35 PM View: Appendix III

Plant Gaston Client: Southern Company Data: Gaston Ash Pond

	GN-AP-MW-9	GN-AP-MW-21	GN-AP-MW-22
2/26/2020		95.5	95.9
7/22/2020			
7/23/2020			
7/27/2020			
7/28/2020		80.8	92.3
7/29/2020	32.4		

Prediction Limit

Constituent: Chloride (mg/L) Analysis Run 10/20/2020 1:35 PM View: Appendix III

Plant Gaston Client: Southern Company Data: Gaston Ash Pond

	GN-AP-MW-19	GN-AP-MW-2 (bg)	GN-AP-MW-15R	GN-AP-MW-14	GN-AP-MW-3 (bg)	GN-AP-MW-17	GN-AP-MW-16	GN-AP-MW-18	GN-AP-MW-20
3/28/2016	9.86	1.73	21.9	2.11	2.48				
3/29/2016						14.7	10.8	11.1	17.2
3/30/2016									
4/4/2016									
5/17/2016				2.38	1.9	13.8	10	10.3	
5/18/2016	9.4	1.4							16.2
5/19/2016			20.9						
5/23/2016									
7/11/2016		1.73	23	2.42	1.93				
7/12/2016									
7/13/2016	10.3								16.2
7/14/2016						13.8	10.1		
7/18/2016								10.3	
8/22/2016			23.3						
9/12/2016									
9/13/2016	9.68			2.34		14.1	10.4		
9/14/2016		2.24	23.6		1.77			10.3	16.2
11/14/2016							10.4	10.3	16.1
11/15/2016			23.8	2.55					
11/16/2016	10.2	3.57			1.98	14.2			
1/3/2017			24.1						
2/27/2017	12		27	5.8					
2/28/2017						17	12	12	18
3/1/2017		3.4			2.3				
5/22/2017	12		28						
5/23/2017		2.4			2.2				
5/24/2017				5.9		17	12	13	18
6/19/2017		1.9 (J)			1.7 (J)	16	11	12	18
6/20/2017			27						
6/21/2017	12			3.6					
8/14/2017	12		27			17	12	12	18
8/15/2017		5.4		4.9	2.1				
8/16/2017									
4/16/2018									
4/17/2018									
4/19/2018	11	1.8 (J)	32	6.5	1.7 (J)	21	12	12	17
10/1/2018						30	14	13	19
10/2/2018	<2								
10/3/2018		<2			1.7 (J)				
10/4/2018									
10/5/2018			120	3.5					
4/1/2019	11.9	1.36							
4/2/2019					1.65				
4/3/2019			156	5.72		38	15.9	12.1	17.9
5/7/2019			180						
9/16/2019							20.4		
9/17/2019				4.16	1.93	43.2			
9/18/2019	11.6	1.53	142					12.2	18.7
2/17/2020									
2/18/2020	11.4								
2/19/2020				4.9	1.81				
2/25/2020			138				17.7	12.2	19

Prediction Limit

Constituent: Chloride (mg/L) Analysis Run 10/20/2020 1:35 PM View: Appendix III

Plant Gaston Client: Southern Company Data: Gaston Ash Pond

	GN-AP-MW-19	GN-AP-MW-2 (bg)	GN-AP-MW-15R	GN-AP-MW-14	GN-AP-MW-3 (bg)	GN-AP-MW-17	GN-AP-MW-16	GN-AP-MW-18	GN-AP-MW-20
2/26/2020						27.7			
7/22/2020								12.3	19.3
7/23/2020				3.1					
7/27/2020	12.1				1.83				
7/28/2020			110				17.4		
7/29/2020						26.5			

Prediction Limit

Constituent: Chloride (mg/L) Analysis Run 10/20/2020 1:35 PM View: Appendix III

Plant Gaston Client: Southern Company Data: Gaston Ash Pond

	GN-AP-MW-8	GN-AP-MW-13	GN-AP-MW-4	GN-AP-MW-5	GN-AP-MW-12	GN-AP-MW-6	GN-AP-MW-7	GN-AP-MW-10	GN-AP-MW-11
3/28/2016									
3/29/2016	5.14								
3/30/2016		4.69	12.9	31.9	21.4	30.8	16.9	4.59	6.36
4/4/2016									
5/17/2016			12					3.94	
5/18/2016		4.35			19.6				5.93
5/19/2016						28.7	14.9		
5/23/2016	5.03			29.4					
7/11/2016			20.3						
7/12/2016	4.66								
7/13/2016					19.6	24.8	12.6	3.32	5.93
7/14/2016		4.33		29.5					
7/18/2016									
8/22/2016									
9/12/2016		4.4			19.7				
9/13/2016	3.98			30.8		21.7	8.09	2.91	5.92
9/14/2016			27.3						
11/14/2016		4.76			19.7				5.95
11/15/2016	3.71			30.7		25.9	14.3	2.75	
11/16/2016			37.1						
1/3/2017									
2/27/2017									
2/28/2017	5.2	6.1	27		22			3.2	6.7
3/1/2017				40		29	18		
5/22/2017								3.7	7.1
5/23/2017				40		28	19		
5/24/2017	5.4	5.4	28		22				
6/19/2017								3.7	6.2
6/20/2017	5			44		40	18		
6/21/2017		5.2	20		21				
8/14/2017		5.6			21			3.1	6.7
8/15/2017	4.6		17	36		32	18		
8/16/2017									
4/16/2018					20			3.3	6.2
4/17/2018	3.6			63		52	16		
4/19/2018		4.6	21						
10/1/2018	3.9			49					
10/2/2018								2.6	
10/3/2018			21						
10/4/2018					21	50	25		6.9
10/5/2018		5.1							
4/1/2019	3.9								
4/2/2019			18.3	39.9		66	15.7		
4/3/2019		4.85			19.7			2.7	6.35
5/7/2019									
9/16/2019					19.8			2.54	6.49
9/17/2019	3.96	4.83	37.5						
9/18/2019				42.8		65.3	29.5		
2/17/2020								2.61	6.66
2/18/2020			19.6		19.6				
2/19/2020		5.02							
2/25/2020	3.81								

Prediction Limit

Constituent: Chloride (mg/L) Analysis Run 10/20/2020 1:35 PM View: Appendix III

Plant Gaston Client: Southern Company Data: Gaston Ash Pond

	GN-AP-MW-8	GN-AP-MW-13	GN-AP-MW-4	GN-AP-MW-5	GN-AP-MW-12	GN-AP-MW-6	GN-AP-MW-7	GN-AP-MW-10	GN-AP-MW-11
2/26/2020				17.5		69.7	28		
7/22/2020								2.53	6.75
7/23/2020									
7/27/2020		5.2	20.2		19.8				
7/28/2020				44.2		64.2	22.3		
7/29/2020	3.77								

Prediction Limit

Constituent: Chloride (mg/L) Analysis Run 10/20/2020 1:35 PM View: Appendix III

Plant Gaston Client: Southern Company Data: Gaston Ash Pond

	GN-AP-MW-9	GN-AP-MW-21	GN-AP-MW-22
3/28/2016			
3/29/2016			
3/30/2016			
4/4/2016	5.89		
5/17/2016			
5/18/2016			
5/19/2016			
5/23/2016	5.2		
7/11/2016			
7/12/2016	5.71		
7/13/2016		34.8	
7/14/2016			26.9
7/18/2016			
8/22/2016		25.1	37.6
9/12/2016			
9/13/2016	5.88	34.1	30
9/14/2016			
11/14/2016			
11/15/2016	6.04	40.1	22.7
11/16/2016			
1/3/2017		38.5	26.5
2/27/2017			
2/28/2017	8.6		
3/1/2017		23	56
5/22/2017			
5/23/2017		21	48
5/24/2017	9.3		
6/19/2017			
6/20/2017	7.8	22	58
6/21/2017			
8/14/2017			
8/15/2017		21	61
8/16/2017	7.6		
4/16/2018			
4/17/2018	7.5	29	61
4/19/2018			
10/1/2018	8.9		
10/2/2018			
10/3/2018			
10/4/2018		58	61
10/5/2018			
4/1/2019	8.42		
4/2/2019		27	67.3
4/3/2019			
5/7/2019			
9/16/2019			
9/17/2019	8.59		
9/18/2019		64	46.3
2/17/2020	8.74		
2/18/2020			
2/19/2020			
2/25/2020			

Prediction Limit

Constituent: Chloride (mg/L) Analysis Run 10/20/2020 1:35 PM View: Appendix III

Plant Gaston Client: Southern Company Data: Gaston Ash Pond

	GN-AP-MW-9	GN-AP-MW-21	GN-AP-MW-22
2/26/2020		56.3	62.2
7/22/2020			
7/23/2020			
7/27/2020			
7/28/2020		47	66.1
7/29/2020	8.93		

Prediction Limit

Constituent: Fluoride (mg/L) Analysis Run 10/20/2020 1:35 PM View: Appendix III

Plant Gaston Client: Southern Company Data: Gaston Ash Pond

	GN-AP-MW-19	GN-AP-MW-2 (bg)	GN-AP-MW-15R	GN-AP-MW-3 (bg)	GN-AP-MW-14	GN-AP-MW-18	GN-AP-MW-17	GN-AP-MW-16	GN-AP-MW-20
3/28/2016	0.083 (J)	0.028 (J)	0.276 (J)	0.032 (J)	0.084 (J)				
3/29/2016						0.04 (J)	0.221 (J)	0.118 (J)	0.035 (J)
3/30/2016									
4/4/2016									
5/17/2016				0.068 (J)	0.098 (J)	0.079 (J)	0.241 (J)	0.151 (J)	
5/18/2016	0.092 (J)	0.064 (J)							0.076 (J)
5/19/2016			0.313						
5/23/2016									
7/11/2016		0.054 (J)	0.076 (J)	0.057 (J)	0.086 (J)				
7/12/2016									
7/13/2016	0.064 (J)								0.053 (J)
7/14/2016							0.213 (J)	0.124 (J)	
7/18/2016						0.058 (J)			
8/22/2016			0.067 (J)						
9/12/2016									
9/13/2016	0.03 (J)				0.061 (J)		0.168 (J)	0.089 (J)	
9/14/2016		0.016 (J)	0.036 (J)	0.017 (J)		0.025 (J)			0.022 (J)
11/14/2016						<0.1		0.022 (J)	<0.1
11/15/2016			<0.1		<0.1				
11/16/2016	<0.1	<0.1		<0.1			0.103 (J)		
1/3/2017			<0.1						
2/27/2017	<0.1		0.06 (J)		0.12				
2/28/2017						0.04 (J)	0.22	0.1	<0.1
3/1/2017		<0.1		<0.1					
5/22/2017	0.04 (J)		0.07 (J)						
5/23/2017		<0.1		<0.1					
5/24/2017					0.12	0.05 (J)	0.2	0.12	0.04 (J)
6/19/2017		<0.1		<0.1		0.05 (J)	0.21	0.13	0.04 (J)
6/20/2017			0.07 (J)						
6/21/2017	0.05 (J)				0.1				
8/14/2017	0.04 (J)		0.07 (J)			0.05 (J)	0.22	0.12	0.04 (J)
8/15/2017		<0.1		<0.1	0.12				
8/16/2017									
1/9/2018			0.08 (J)		0.14	0.05 (J)	0.24	0.13	0.04 (J)
1/10/2018	0.04 (J)	<0.1		<0.1					
4/16/2018									
4/17/2018									
4/19/2018	0.04 (J)	<0.1	0.08 (J)	<0.1	0.13	0.05 (J)	0.22	0.13	0.04 (J)
10/1/2018						0.06 (J)	0.25	0.15	0.05 (J)
10/2/2018	0.05 (J)								
10/3/2018		0.04 (J)		<0.1					
10/4/2018									
10/5/2018			0.1		0.1				
4/1/2019	0.0563 (J)	<0.1							
4/2/2019				<0.1					
4/3/2019			0.104		0.106	0.0678 (J)	0.182	0.12	0.0657 (J)
5/7/2019			0.0937 (J)						
9/16/2019								0.126	
9/17/2019				<0.1	0.116		0.187		
9/18/2019	0.0507 (J)	<0.1	0.094 (J)			0.0551 (J)			<0.1
2/17/2020									
2/18/2020	0.0557 (J)								

Prediction Limit

Constituent: Fluoride (mg/L) Analysis Run 10/20/2020 1:35 PM View: Appendix III

Plant Gaston Client: Southern Company Data: Gaston Ash Pond

	GN-AP-MW-19	GN-AP-MW-2 (bg)	GN-AP-MW-15R	GN-AP-MW-3 (bg)	GN-AP-MW-14	GN-AP-MW-18	GN-AP-MW-17	GN-AP-MW-16	GN-AP-MW-20
2/19/2020				<0.1	0.122				
2/25/2020			0.0995 (J)			0.0701 (J)		0.133	0.0566 (J)
2/26/2020							0.189		
7/22/2020						0.0628 (J)			<0.1
7/23/2020					0.0954 (J)				
7/27/2020	<0.1			<0.1					
7/28/2020			0.0738 (J)					0.124	
7/29/2020							0.185		

Prediction Limit

Constituent: Fluoride (mg/L) Analysis Run 10/20/2020 1:35 PM View: Appendix III

Plant Gaston Client: Southern Company Data: Gaston Ash Pond

	GN-AP-MW-8	GN-AP-MW-4	GN-AP-MW-13	GN-AP-MW-5	GN-AP-MW-6	GN-AP-MW-12	GN-AP-MW-7	GN-AP-MW-10	GN-AP-MW-11
3/28/2016									
3/29/2016	0.104 (J)								
3/30/2016		0.023 (J)	0.042 (J)	0.048 (J)	0.056 (J)	0.039 (J)	0.034 (J)	0.052 (J)	0.026 (J)
4/4/2016									
5/17/2016		0.065 (J)						0.088 (J)	
5/18/2016			0.08 (J)			0.078 (J)			0.068 (J)
5/19/2016					0.09 (J)		0.072 (J)		
5/23/2016	0.131 (J)			0.076 (J)					
7/11/2016		0.054 (J)							
7/12/2016	0.105 (J)								
7/13/2016					0.067 (J)	0.058 (J)	0.054 (J)	0.06 (J)	0.049 (J)
7/14/2016			0.06 (J)	0.058 (J)					
7/18/2016									
8/22/2016									
9/12/2016			0.028 (J)			0.023 (J)			
9/13/2016	0.057 (J)			0.025 (J)	0.026 (J)		0.021 (J)	0.019 (J)	0.018 (J)
9/14/2016		0.014 (J)							
11/14/2016			<0.1			<0.1			<0.1
11/15/2016	<0.1			<0.1	<0.1		<0.1	<0.1	
11/16/2016		<0.1							
1/3/2017									
2/27/2017									
2/28/2017	0.07 (J)	<0.1	0.04 (J)			<0.1		<0.1	<0.1
3/1/2017				0.04 (J)	<0.1		<0.1		
5/22/2017								0.04 (J)	<0.1
5/23/2017				0.05 (J)	0.04 (J)		0.04 (J)		
5/24/2017	0.09 (J)	<0.1	0.05 (J)			0.05 (J)			
6/19/2017								0.04 (J)	<0.1
6/20/2017	0.08 (J)			0.06 (J)	0.05 (J)		0.04 (J)		
6/21/2017		<0.1	0.05 (J)			0.05 (J)			
8/14/2017			0.05 (J)			0.04 (J)		0.04 (J)	<0.1
8/15/2017	0.09 (J)	<0.1		0.05 (J)	0.04 (J)		0.04 (J)		
8/16/2017									
1/9/2018			0.05 (J)	0.04 (J)		0.04 (J)			<0.1
1/10/2018	0.11	<0.1			0.04 (J)		0.04 (J)	<0.1	
4/16/2018						0.04 (J)		0.04 (J)	<0.1
4/17/2018	0.09 (J)			0.04 (J)	0.04 (J)		<0.1		
4/19/2018		<0.1	0.05 (J)						
10/1/2018	0.12			0.05 (J)					
10/2/2018								0.04 (J)	
10/3/2018		<0.1							
10/4/2018					0.05 (J)	0.04 (J)	0.05 (J)		0.04 (J)
10/5/2018			0.05 (J)						
4/1/2019	0.0956 (J)								
4/2/2019		<0.1		0.0555 (J)	0.0586 (J)		0.052 (J)		
4/3/2019			<0.1			<0.1		<0.1	<0.1
5/7/2019									
9/16/2019						0.0538 (J)		<0.1	<0.1
9/17/2019	0.0971 (J)	<0.1	0.0753 (J)						
9/18/2019				0.0568 (J)	0.0634 (J)		0.0578 (J)		
2/17/2020								0.051 (J)	0.0546 (J)
2/18/2020		0.0506 (J)				0.0571 (J)			

Prediction Limit

Constituent: Fluoride (mg/L) Analysis Run 10/20/2020 1:35 PM View: Appendix III

Plant Gaston Client: Southern Company Data: Gaston Ash Pond

	GN-AP-MW-8	GN-AP-MW-4	GN-AP-MW-13	GN-AP-MW-5	GN-AP-MW-6	GN-AP-MW-12	GN-AP-MW-7	GN-AP-MW-10	GN-AP-MW-11
2/19/2020			0.06 (J)						
2/25/2020	0.0898 (J)								
2/26/2020				0.0647 (J)	<0.1		0.0523 (J)		
7/22/2020								<0.1	<0.1
7/23/2020									
7/27/2020		<0.1	<0.1			<0.1			
7/28/2020				<0.1	<0.1		<0.1		
7/29/2020	0.0742 (J)								

Prediction Limit

Constituent: Fluoride (mg/L) Analysis Run 10/20/2020 1:35 PM View: Appendix III

Plant Gaston Client: Southern Company Data: Gaston Ash Pond

	GN-AP-MW-9	GN-AP-MW-21	GN-AP-MW-22
3/28/2016			
3/29/2016			
3/30/2016			
4/4/2016	0.109 (J)		
5/17/2016			
5/18/2016			
5/19/2016			
5/23/2016	0.1 (J)		
7/11/2016			
7/12/2016	0.11 (J)		
7/13/2016		0.118 (J)	
7/14/2016			0.096 (J)
7/18/2016			
8/22/2016		0.117 (J)	0.088 (J)
9/12/2016			
9/13/2016	0.075 (J)	0.068 (J)	0.054 (J)
9/14/2016			
11/14/2016			
11/15/2016	0.023 (J)	<0.1	<0.1
11/16/2016			
1/3/2017		<0.1	<0.1
2/27/2017			
2/28/2017	0.11		
3/1/2017		0.04 (J)	0.06 (J)
5/22/2017			
5/23/2017		0.04 (J)	0.07 (J)
5/24/2017	0.11		
6/19/2017			
6/20/2017	0.12	0.04 (J)	0.06 (J)
6/21/2017			
8/14/2017			
8/15/2017		<0.1	0.06 (J)
8/16/2017	<0.1 (U*)		
1/9/2018			0.07 (J)
1/10/2018	0.12	0.06 (J)	
4/16/2018			
4/17/2018	0.12	<0.1	0.06 (J)
4/19/2018			
10/1/2018	0.14		
10/2/2018			
10/3/2018			
10/4/2018		0.07 (J)	0.08 (J)
10/5/2018			
4/1/2019	0.136		
4/2/2019		<0.1	0.0613 (J)
4/3/2019			
5/7/2019			
9/16/2019			
9/17/2019	0.128		
9/18/2019		0.0749 (J)	0.065 (J)
2/17/2020	0.15		
2/18/2020			

Prediction Limit

Constituent: Fluoride (mg/L) Analysis Run 10/20/2020 1:35 PM View: Appendix III

Plant Gaston Client: Southern Company Data: Gaston Ash Pond

	GN-AP-MW-9	GN-AP-MW-21	GN-AP-MW-22
2/19/2020			
2/25/2020			
2/26/2020		0.0804 (J)	0.0687 (J)
7/22/2020			
7/23/2020			
7/27/2020			
7/28/2020		<0.1	<0.1
7/29/2020	0.116		

Prediction Limit

Constituent: pH (pH) Analysis Run 10/20/2020 1:35 PM View: Appendix III

Plant Gaston Client: Southern Company Data: Gaston Ash Pond

	GN-AP-MW-14	GN-AP-MW-15R	GN-AP-MW-19	GN-AP-MW-2 (bg)	GN-AP-MW-3 (bg)	GN-AP-MW-17	GN-AP-MW-18	GN-AP-MW-20	GN-AP-MW-16
3/28/2016	7.34	7.43	7.24	7.79	7.82				
3/29/2016						9.66	6.95	7.96	8.15
3/30/2016									
4/4/2016									
5/17/2016	7.22				7.79	9.56	6.87		8.18
5/18/2016			7.5	7.73				7.88	
5/19/2016		7.43							
5/23/2016									
7/11/2016	7.32	7.58		7.99	7.96				
7/12/2016									
7/13/2016			7.63					7.92	
7/14/2016						9.63			8.23
7/18/2016							6.85		
8/22/2016		7.56							
9/12/2016									
9/13/2016	7.35		7.53			9.57			8.25
9/14/2016		7.52		7.75	7.79		6.9	7.85	
11/14/2016							6.89	7.84	8.31
11/15/2016	7.32	7.57							
11/16/2016			7.55	7.64	7.72	9.59			
1/3/2017		7.62							
2/27/2017	7.38	7.52	7.53						
2/28/2017						9.56	6.83	7.81	8.31
3/1/2017				7.65	7.68				
5/22/2017		7.52	7.5						
5/23/2017				7.67	7.69				
5/24/2017	7.41					9.71	6.87	7.65	8.22
6/19/2017				7.65	7.67	9.67	6.89	7.79	8.18
6/20/2017		7.46							
6/21/2017	7.26		7.51						
8/14/2017		7.57	7.43			9.62	6.89	7.82	8.32
8/15/2017	7.33			7.69	7.73				
8/16/2017									
1/9/2018	7.5	7.64				9.77	6.95	7.87	8.21
1/10/2018			7.5	7.8	7.84				
4/16/2018									
4/17/2018									
4/19/2018	7.48	7.51	7.5	7.54	7.69	9.59	6.89	7.85	8.28
10/1/2018						9.48	6.89	7.82	8.14
10/2/2018			7.57						
10/3/2018				7.68	7.7				
10/4/2018									
10/5/2018	7.05	7.33							
4/1/2019			7.58	7.76					
4/2/2019					7.8				
4/3/2019	7.43	7.7				9.56	6.9	7.45	8.3
5/7/2019		7.57							
9/16/2019									7.94
9/17/2019	7.3				7.8	9.18			
9/18/2019		7.5	7.6	7.69			6.86	7.9	
10/8/2019									
2/17/2020									

Prediction Limit

Constituent: pH (pH) Analysis Run 10/20/2020 1:35 PM View: Appendix III

Plant Gaston Client: Southern Company Data: Gaston Ash Pond

	GN-AP-MW-14	GN-AP-MW-15R	GN-AP-MW-19	GN-AP-MW-2 (bg)	GN-AP-MW-3 (bg)	GN-AP-MW-17	GN-AP-MW-18	GN-AP-MW-20	GN-AP-MW-16
2/18/2020			7.64						
2/19/2020	7.52				7.8				
2/25/2020		7.64					6.89	7.9	8.38
2/26/2020						9.61			
7/22/2020							6.54	7.84	
7/23/2020	7.44								
7/27/2020			7.56		7.69				
7/28/2020		7.5							8.02
7/29/2020						9.38			

Prediction Limit

Constituent: pH (pH) Analysis Run 10/20/2020 1:35 PM View: Appendix III

Plant Gaston Client: Southern Company Data: Gaston Ash Pond

	GN-AP-MW-8	GN-AP-MW-12	GN-AP-MW-5	GN-AP-MW-4	GN-AP-MW-11	GN-AP-MW-10	GN-AP-MW-6	GN-AP-MW-13	GN-AP-MW-7
3/28/2016									
3/29/2016	7.2								
3/30/2016		7.39	7.61	7.31	7.63	7.45	7.95	7.27	7.45
4/4/2016									
5/17/2016				7.35		7.68			
5/18/2016		7.34			7.64			7.37	
5/19/2016							7.88		7.5
5/23/2016	7.39		7.68						
7/11/2016				7.43					
7/12/2016	7.43								
7/13/2016		7.52			7.84	7.71	8.07		7.58
7/14/2016			7.79					7.51	
7/18/2016									
8/22/2016									
9/12/2016		7.39						7.39	
9/13/2016	7.38		7.69		7.69	7.53	8.04		7.53
9/14/2016				7.26					
11/14/2016		7.42			7.7			7.37	
11/15/2016	7.35		7.72			7.53	7.93		7.48
11/16/2016				7.19					
1/3/2017									
2/27/2017									
2/28/2017	7.3	7.46		7.23	7.79	7.58		7.32	
3/1/2017			7.55				7.89		7.46
5/22/2017					7.72	7.51			
5/23/2017			7.64				7.96		7.51
5/24/2017	7.33	7.39		7.26				7.44	
6/19/2017					7.73	7.53			
6/20/2017	7.33		7.5				7.87		7.52
6/21/2017		7.36		7.26				7.39	
8/14/2017		7.36			7.67	7.52		7.39	
8/15/2017	7.31		7.46	7.29			7.86		7.43
8/16/2017									
1/9/2018		7.45	7.71		7.82			7.5	
1/10/2018	7.36			7.17		7.64	7.98		7.57
4/16/2018		7.36			7.71	7.54			
4/17/2018	7.28		7.29				7.82		7.5
4/19/2018				7.27				7.38	
10/1/2018	7.33		7.68						
10/2/2018						7.54			
10/3/2018				7.09					
10/4/2018		7.37			7.71		7.87		7.49
10/5/2018								7.25	
4/1/2019	7.4								
4/2/2019			7.47	7.34			7.73		7.24
4/3/2019		7.37			7.75	7.6		7.41	
5/7/2019									
9/16/2019		7.44			7.71	7.6			
9/17/2019	7.55			7.65				7.45	
9/18/2019			7.53				7.85		7.52
10/8/2019					7.74	7.59			
2/17/2020					7.74	7.61			

Prediction Limit

Constituent: pH (pH) Analysis Run 10/20/2020 1:35 PM View: Appendix III

Plant Gaston Client: Southern Company Data: Gaston Ash Pond

	GN-AP-MW-8	GN-AP-MW-12	GN-AP-MW-5	GN-AP-MW-4	GN-AP-MW-11	GN-AP-MW-10	GN-AP-MW-6	GN-AP-MW-13	GN-AP-MW-7
2/18/2020		7.42		7.34					
2/19/2020								7.42	
2/25/2020	7.39								
2/26/2020			7.47				7.8		7.51
7/22/2020					7.76	7.64			
7/23/2020									
7/27/2020		7.47		7.3				7.48	
7/28/2020			7.7				7.62		7.32
7/29/2020	7.39								

Prediction Limit

Constituent: pH (pH) Analysis Run 10/20/2020 1:35 PM View: Appendix III

Plant Gaston Client: Southern Company Data: Gaston Ash Pond

	GN-AP-MW-9	GN-AP-MW-21	GN-AP-MW-22
3/28/2016			
3/29/2016			
3/30/2016			
4/4/2016	7.32		
5/17/2016			
5/18/2016			
5/19/2016			
5/23/2016	7.66		
7/11/2016			
7/12/2016	7.77		
7/13/2016		7.83	
7/14/2016			7.74
7/18/2016			
8/22/2016		7.86	7.55
9/12/2016			
9/13/2016	7.7	7.75	7.63
9/14/2016			
11/14/2016			
11/15/2016	7.69	7.66	7.74
11/16/2016			
1/3/2017		7.57	7.69
2/27/2017			
2/28/2017	7.66		
3/1/2017		7.53	7.47
5/22/2017			
5/23/2017		7.78	7.5
5/24/2017	7.64		
6/19/2017			
6/20/2017	7.62	7.82	7.37
6/21/2017			
8/14/2017			
8/15/2017		7.73	7.26
8/16/2017	7.51		
1/9/2018			7.49
1/10/2018	7.72	7.67	
4/16/2018			
4/17/2018	7.57	7.66	7.33
4/19/2018			
10/1/2018	7.59		
10/2/2018			
10/3/2018			
10/4/2018		7.51	7.47
10/5/2018			
4/1/2019	7.64		
4/2/2019		7.67	7.33
4/3/2019			
5/7/2019			
9/16/2019			
9/17/2019	8.07		
9/18/2019		7.15	7.21
10/8/2019			
2/17/2020	7.75		

Prediction Limit

Constituent: pH (pH) Analysis Run 10/20/2020 1:35 PM View: Appendix III

Plant Gaston Client: Southern Company Data: Gaston Ash Pond

	GN-AP-MW-9	GN-AP-MW-21	GN-AP-MW-22
2/18/2020			
2/19/2020			
2/25/2020			
2/26/2020		7.43	7.33
7/22/2020			
7/23/2020			
7/27/2020			
7/28/2020		7.58	7.43
7/29/2020	7.66		

Prediction Limit

Constituent: Sulfate (mg/L) Analysis Run 10/20/2020 1:35 PM View: Appendix III

Plant Gaston Client: Southern Company Data: Gaston Ash Pond

	GN-AP-MW-19	GN-AP-MW-2 (bg)	GN-AP-MW-15R	GN-AP-MW-14	GN-AP-MW-3 (bg)	GN-AP-MW-17	GN-AP-MW-16	GN-AP-MW-18	GN-AP-MW-20
3/28/2016	16.8	2.09	147	66.6	7.57				
3/29/2016						254	146	163	556
3/30/2016									
4/4/2016									
5/17/2016				63.9	5.12	251	140	159	
5/18/2016	14.9	1.92							559
5/19/2016			224						
5/23/2016									
7/11/2016		3.41	133	57.6	4.63				
7/12/2016									
7/13/2016	24.2								560
7/14/2016						246	135		
7/18/2016								154	
8/22/2016			134						
9/12/2016									
9/13/2016	16.8			82.8		238	129		
9/14/2016		4.94	130		3.19			143	553
11/14/2016							131	151	551
11/15/2016			132	118					
11/16/2016	21.7	10.5			3.71	234			
1/3/2017			143						
2/27/2017	23		130	62 (J)					
2/28/2017						240	130	140	560
3/1/2017		5.1			3.4 (J)				
5/22/2017	26		120						
5/23/2017		2.3 (J)			2 (J)				
5/24/2017				56		230	130	150	530
6/19/2017		2.1 (J)			2.5 (J)	200	110	140	510
6/20/2017			120						
6/21/2017	20			75					
8/14/2017	22		140			250	140	150	540
8/15/2017		1.7 (J)		67	2.4 (J)				
8/16/2017									
4/16/2018									
4/17/2018									
4/19/2018	24	<1	150	53	1.9 (J)	250	130	140	520
10/1/2018						280	80	140	590
10/2/2018	24								
10/3/2018		1.7 (J)			2.7 (J)				
10/4/2018									
10/5/2018			260	160					
4/1/2019	24.4	1.87							
4/2/2019					3.24				
4/3/2019			339	75.2		346	161	168	577
5/7/2019			351						
9/16/2019							147		
9/17/2019				131	4.51	322			
9/18/2019	23.6	2.39	283					173	526
2/17/2020									
2/18/2020	25.6								
2/19/2020				110	3.73				
2/25/2020			326				161	210	674

Prediction Limit

Constituent: Sulfate (mg/L) Analysis Run 10/20/2020 1:35 PM View: Appendix III

Plant Gaston Client: Southern Company Data: Gaston Ash Pond

	GN-AP-MW-19	GN-AP-MW-2 (bg)	GN-AP-MW-15R	GN-AP-MW-14	GN-AP-MW-3 (bg)	GN-AP-MW-17	GN-AP-MW-16	GN-AP-MW-18	GN-AP-MW-20
2/26/2020						351			
7/22/2020								180	568
7/23/2020				97.9					
7/27/2020	23.7				4.11				
7/28/2020			239				143		
7/29/2020						309			

Prediction Limit

Constituent: Sulfate (mg/L) Analysis Run 10/20/2020 1:35 PM View: Appendix III

Plant Gaston Client: Southern Company Data: Gaston Ash Pond

	GN-AP-MW-8	GN-AP-MW-13	GN-AP-MW-4	GN-AP-MW-5	GN-AP-MW-12	GN-AP-MW-6	GN-AP-MW-7	GN-AP-MW-10	GN-AP-MW-11
3/28/2016									
3/29/2016	29.9								
3/30/2016		<1	24.9	146	85	204	215	9.91	32.2
4/4/2016									
5/17/2016			25.1					7.27	
5/18/2016		0.492 (J)			83.8				30.8
5/19/2016						206	204		
5/23/2016	26.5			160					
7/11/2016			33.2						
7/12/2016	24.3								
7/13/2016					86.2	176	155	4.11	32.4
7/14/2016		0.38 (J)		173					
7/18/2016									
8/22/2016									
9/12/2016		<1			91.8				
9/13/2016	17.8			173		151	89.8	2.86	30.9
9/14/2016			35.5						
11/14/2016		<1			91.2				32.1
11/15/2016	10.1			177		161	176	2.16	
11/16/2016			38.5						
1/3/2017									
2/27/2017									
2/28/2017	5.8	<1	32		86			3.7 (J)	32
3/1/2017				160		160	200		
5/22/2017								2.6 (J)	32
5/23/2017				160		160	200		
5/24/2017	11	<1	30		92				
6/19/2017								2.8 (J)	33
6/20/2017	7.9			150		160	180		
6/21/2017		<1	25		88				
8/14/2017		<1			100			3.4 (J)	34
8/15/2017	5		24	170		160	210		
8/16/2017									
4/16/2018					91			3.4 (J)	33
4/17/2018	2.9 (J)			130		160	170		
4/19/2018		<1	25						
10/1/2018	<1			140					
10/2/2018								2.6 (J)	
10/3/2018			37						
10/4/2018					76	150	200		37
10/5/2018		<1							
4/1/2019	1.8								
4/2/2019			22.4	122		198	186		
4/3/2019		0.925 (J)			102			3.85	44.2
5/7/2019									
9/16/2019					108			3.39	49.2
9/17/2019	4.62	<1	39.8						
9/18/2019				167		177	199		
2/17/2020								3.56	45.2
2/18/2020			21.4		110				
2/19/2020		0.571 (J)							
2/25/2020	3.89								

Prediction Limit

Constituent: Sulfate (mg/L) Analysis Run 10/20/2020 1:35 PM View: Appendix III

Plant Gaston Client: Southern Company Data: Gaston Ash Pond

	GN-AP-MW-8	GN-AP-MW-13	GN-AP-MW-4	GN-AP-MW-5	GN-AP-MW-12	GN-AP-MW-6	GN-AP-MW-7	GN-AP-MW-10	GN-AP-MW-11
2/26/2020				39.8		178	207		
7/22/2020								3.65	45.3
7/23/2020									
7/27/2020		<1	21.7		108				
7/28/2020				152		189	160		
7/29/2020	3.25								

Prediction Limit

Constituent: Sulfate (mg/L) Analysis Run 10/20/2020 1:35 PM View: Appendix III

Plant Gaston Client: Southern Company Data: Gaston Ash Pond

	GN-AP-MW-9	GN-AP-MW-21	GN-AP-MW-22
3/28/2016			
3/29/2016			
3/30/2016			
4/4/2016	13.5		
5/17/2016			
5/18/2016			
5/19/2016			
5/23/2016	1.78		
7/11/2016			
7/12/2016	0.915 (J)		
7/13/2016		159	
7/14/2016			172
7/18/2016			
8/22/2016		107	170
9/12/2016			
9/13/2016	<1	155	171
9/14/2016			
11/14/2016			
11/15/2016	0.96 (J)	172	173
11/16/2016			
1/3/2017		163	183
2/27/2017			
2/28/2017	5.5		
3/1/2017		140	170
5/22/2017			
5/23/2017		140	180
5/24/2017	18		
6/19/2017			
6/20/2017	13	130	160
6/21/2017			
8/14/2017			
8/15/2017		150	170
8/16/2017	14		
4/16/2018			
4/17/2018	14	150	160
4/19/2018			
10/1/2018	11		
10/2/2018			
10/3/2018			
10/4/2018		180	150
10/5/2018			
4/1/2019	14.3		
4/2/2019		189	212
4/3/2019			
5/7/2019			
9/16/2019			
9/17/2019	13.9		
9/18/2019		197	180
2/17/2020	14.7		
2/18/2020			
2/19/2020			
2/25/2020			

Prediction Limit

Constituent: Sulfate (mg/L) Analysis Run 10/20/2020 1:35 PM View: Appendix III

Plant Gaston Client: Southern Company Data: Gaston Ash Pond

	GN-AP-MW-9	GN-AP-MW-21	GN-AP-MW-22
2/26/2020		199	196
7/22/2020			
7/23/2020			
7/27/2020			
7/28/2020		177	175
7/29/2020	14.7		

Prediction Limit

Constituent: TDS (mg/L) Analysis Run 10/20/2020 1:35 PM View: Appendix III

Plant Gaston Client: Southern Company Data: Gaston Ash Pond

	GN-AP-MW-19	GN-AP-MW-14	GN-AP-MW-15R	GN-AP-MW-3 (bg)	GN-AP-MW-2 (bg)	GN-AP-MW-18	GN-AP-MW-16	GN-AP-MW-8	GN-AP-MW-20
3/28/2016	213	308	426	147	138				
3/29/2016						560	277	290	862
3/30/2016									
4/4/2016									
5/17/2016		314		140		540	261		
5/18/2016	206				156				882
5/19/2016			496						
5/23/2016								312	
7/11/2016		319	359	146	167				
7/12/2016								292	
7/13/2016	225								874
7/14/2016							255		
7/18/2016						546			
8/22/2016			349						
9/12/2016									
9/13/2016	212	354					264	276	
9/14/2016			340	141	166	542			908
11/14/2016						514	249		804
11/15/2016		452	324					262	
11/16/2016	224			157	192				
1/3/2017			348						
2/27/2017	223	339	347						
2/28/2017						536	251	290	930
3/1/2017				148	186				
5/22/2017	219		348						
5/23/2017				141	158				
5/24/2017		316				536	257	296	886
6/19/2017				126	156	598	258		924
6/20/2017			343					273	
6/21/2017	164	376							
8/14/2017	232		332			550	263		872
8/15/2017		340		146	168			279	
8/16/2017									
4/16/2018									
4/17/2018								250	
4/19/2018	218	304	369	143	154	540	247		880
10/1/2018						514	252	246	866
10/2/2018	212								
10/3/2018				148	156				
10/4/2018									
10/5/2018		544	762						
4/1/2019	225				160			268	
4/2/2019				140					
4/3/2019		336	810			560	273		910
5/7/2019			810						
9/16/2019							293		
9/17/2019		439		145				257	
9/18/2019	222		704		154	592			908
10/8/2019									
2/17/2020									
2/18/2020	215								
2/19/2020		363		149					

Prediction Limit

Constituent: TDS (mg/L) Analysis Run 10/20/2020 1:35 PM View: Appendix III

Plant Gaston Client: Southern Company Data: Gaston Ash Pond

	GN-AP-MW-19	GN-AP-MW-14	GN-AP-MW-15R	GN-AP-MW-3 (bg)	GN-AP-MW-2 (bg)	GN-AP-MW-18	GN-AP-MW-16	GN-AP-MW-8	GN-AP-MW-20
2/25/2020			674			578	284	252	930
2/26/2020									
7/22/2020						594			934
7/23/2020		399							
7/27/2020	223			154					
7/28/2020			606				284		
7/29/2020								253	

Prediction Limit

Constituent: TDS (mg/L) Analysis Run 10/20/2020 1:35 PM View: Appendix III

Plant Gaston Client: Southern Company Data: Gaston Ash Pond

	GN-AP-MW-17	GN-AP-MW-12	GN-AP-MW-4	GN-AP-MW-5	GN-AP-MW-13	GN-AP-MW-6	GN-AP-MW-11	GN-AP-MW-10	GN-AP-MW-7
3/28/2016									
3/29/2016	451								
3/30/2016		353	339	398	202	430	184	195	472
4/4/2016									
5/17/2016	432		269					189	
5/18/2016		343			207		186		
5/19/2016						422			458
5/23/2016				411					
7/11/2016			305						
7/12/2016									
7/13/2016		352				391	192	179	412
7/14/2016	434			424	203				
7/18/2016									
8/22/2016									
9/12/2016		346			205				
9/13/2016	432			426		378	187	168	312
9/14/2016			326						
11/14/2016		322			197		185		
11/15/2016				412		354		180	426
11/16/2016	412		338						
1/3/2017									
2/27/2017									
2/28/2017	434	353	303		221		198	180	
3/1/2017				452		389			487
5/22/2017							185	178	
5/23/2017				448		375			487
5/24/2017	425	234	312		204				
6/19/2017	424						189	165	
6/20/2017				437		416			421
6/21/2017		372	241		218				
8/14/2017	428	372			217		135	185	
8/15/2017			281	440		394			490
8/16/2017									
4/16/2018		365					174	181	
4/17/2018				454		437			464
4/19/2018	455		282		201				
10/1/2018	492			449					
10/2/2018								161	
10/3/2018			354						
10/4/2018		372				418	208		504
10/5/2018					208				
4/1/2019									
4/2/2019			270	390		447			428
4/3/2019	536	372			201		200	177	
5/7/2019									
9/16/2019		377					207	168	
9/17/2019	592		332		204				
9/18/2019				434		445			489
10/8/2019							207 (D)	172	
2/17/2020							209	170	
2/18/2020		378	274						
2/19/2020					206				

Prediction Limit

Constituent: TDS (mg/L) Analysis Run 10/20/2020 1:35 PM View: Appendix III

Plant Gaston Client: Southern Company Data: Gaston Ash Pond

	GN-AP-MW-17	GN-AP-MW-12	GN-AP-MW-4	GN-AP-MW-5	GN-AP-MW-13	GN-AP-MW-6	GN-AP-MW-11	GN-AP-MW-10	GN-AP-MW-7
2/25/2020									
2/26/2020	561			228		455			490
7/22/2020							216	175	
7/23/2020									
7/27/2020		378	284		202				
7/28/2020				406		485			434
7/29/2020	566								

Prediction Limit

Constituent: TDS (mg/L) Analysis Run 10/20/2020 1:35 PM View: Appendix III

Plant Gaston Client: Southern Company Data: Gaston Ash Pond

	GN-AP-MW-9	GN-AP-MW-21	GN-AP-MW-22
3/28/2016			
3/29/2016			
3/30/2016			
4/4/2016	182		
5/17/2016			
5/18/2016			
5/19/2016			
5/23/2016	184		
7/11/2016			
7/12/2016	176		
7/13/2016		468	
7/14/2016			435
7/18/2016			
8/22/2016		393	426
9/12/2016			
9/13/2016	170	428	430
9/14/2016			
11/14/2016			
11/15/2016	180	452	404
11/16/2016			
1/3/2017		418	428
2/27/2017			
2/28/2017	203		
3/1/2017		346	484
5/22/2017			
5/23/2017		386	460
5/24/2017	199		
6/19/2017			
6/20/2017	178	363	485
6/21/2017			
8/14/2017			
8/15/2017		364	488
8/16/2017	205		
4/16/2018			
4/17/2018	193	410	477
4/19/2018			
10/1/2018	198		
10/2/2018			
10/3/2018			
10/4/2018		506	467
10/5/2018			
4/1/2019	205		
4/2/2019		401	522
4/3/2019			
5/7/2019			
9/16/2019			
9/17/2019	207		
9/18/2019		504	460
10/8/2019			
2/17/2020	211		
2/18/2020			
2/19/2020			

Prediction Limit

Constituent: TDS (mg/L) Analysis Run 10/20/2020 1:35 PM View: Appendix III

Plant Gaston Client: Southern Company Data: Gaston Ash Pond

	GN-AP-MW-9	GN-AP-MW-21	GN-AP-MW-22
2/25/2020			
2/26/2020		490	497
7/22/2020			
7/23/2020			
7/27/2020			
7/28/2020		476	500
7/29/2020	215		

FIGURE E.

Trend Tests Summary Table - Prediction Limit Exceedances - Significant Results

Plant Gaston Client: Southern Company Data: Gaston Ash Pond Printed 10/20/2020, 1:44 PM

Constituent	Well	Slope	Calc.	Critical	Sig.	N	%NDs	Normality	Xform	Alpha	Method
Boron (mg/L)	GN-AP-MW-11	0.02671	68	53	Yes	15	0	n/a	n/a	0.01	NP
Boron (mg/L)	GN-AP-MW-12	0.03902	94	53	Yes	15	0	n/a	n/a	0.01	NP
Boron (mg/L)	GN-AP-MW-15R	0.6343	114	68	Yes	18	0	n/a	n/a	0.01	NP
Calcium (mg/L)	GN-AP-MW-12	2.667	55	53	Yes	15	0	n/a	n/a	0.01	NP
Calcium (mg/L)	GN-AP-MW-22	12.32	74	53	Yes	15	0	n/a	n/a	0.01	NP
Chloride (mg/L)	GN-AP-MW-15R	19.25	124	68	Yes	18	0	n/a	n/a	0.01	NP
Chloride (mg/L)	GN-AP-MW-16	1.806	80	53	Yes	15	0	n/a	n/a	0.01	NP
Chloride (mg/L)	GN-AP-MW-17	3.771	75	53	Yes	15	0	n/a	n/a	0.01	NP
Chloride (mg/L)	GN-AP-MW-18	0.3166	61	53	Yes	15	0	n/a	n/a	0.01	NP
Chloride (mg/L)	GN-AP-MW-20	0.6305	59	53	Yes	15	0	n/a	n/a	0.01	NP
Chloride (mg/L)	GN-AP-MW-22	9.7	68	53	Yes	15	0	n/a	n/a	0.01	NP
Chloride (mg/L)	GN-AP-MW-6	10.97	69	53	Yes	15	0	n/a	n/a	0.01	NP
Chloride (mg/L)	GN-AP-MW-9	0.8338	61	53	Yes	15	0	n/a	n/a	0.01	NP
Fluoride (mg/L)	GN-AP-MW-9	0.01058	67	58	Yes	16	6.25	n/a	n/a	0.01	NP
pH (pH)	GN-AP-MW-22	-0.1056	-71	-58	Yes	16	0	n/a	n/a	0.01	NP
Sulfate (mg/L)	GN-AP-MW-11	3.288	75	53	Yes	15	0	n/a	n/a	0.01	NP
Sulfate (mg/L)	GN-AP-MW-12	5.395	58	53	Yes	15	0	n/a	n/a	0.01	NP
TDS (mg/L)	GN-AP-MW-11	6.359	60	58	Yes	16	0	n/a	n/a	0.01	NP
TDS (mg/L)	GN-AP-MW-12	7.866	65	53	Yes	15	0	n/a	n/a	0.01	NP
TDS (mg/L)	GN-AP-MW-22	19.36	58	53	Yes	15	0	n/a	n/a	0.01	NP
TDS (mg/L)	GN-AP-MW-8	-10.67	-58	-53	Yes	15	0	n/a	n/a	0.01	NP
TDS (mg/L)	GN-AP-MW-9	9.359	66	53	Yes	15	0	n/a	n/a	0.01	NP

Trend Tests Summary Table - Prediction Limit Exceedances - All Results

Plant Gaston Client: Southern Company Data: Gaston Ash Pond Printed 10/20/2020, 1:44 PM

Constituent	Well	Slope	Calc.	Critical	Sig.	N	%NDs	Normality	Xform	Alpha	Method
Boron (mg/L)	**GN-AP-MW-11**	**0.02671**	**68**	**53**	**Yes**	**15**	**0**	**n/a**	**n/a**	**0.01**	**NP**
Boron (mg/L)	**GN-AP-MW-12**	**0.03902**	**94**	**53**	**Yes**	**15**	**0**	**n/a**	**n/a**	**0.01**	**NP**
Boron (mg/L)	**GN-AP-MW-15R**	**0.6343**	**114**	**68**	**Yes**	**18**	**0**	**n/a**	**n/a**	**0.01**	**NP**
Boron (mg/L)	GN-AP-MW-16	0.003916	10	53	No	15	0	n/a	n/a	0.01	NP
Boron (mg/L)	GN-AP-MW-17	-0.009518	-5	-53	No	15	0	n/a	n/a	0.01	NP
Boron (mg/L)	GN-AP-MW-18	0	1	53	No	15	0	n/a	n/a	0.01	NP
Boron (mg/L)	GN-AP-MW-2 (bg)	0	0	43	No	13	100	n/a	n/a	0.01	NP
Boron (mg/L)	GN-AP-MW-20	0.09962	44	53	No	15	0	n/a	n/a	0.01	NP
Boron (mg/L)	GN-AP-MW-21	0.1199	27	53	No	15	0	n/a	n/a	0.01	NP
Boron (mg/L)	GN-AP-MW-22	0.08625	53	53	No	15	0	n/a	n/a	0.01	NP
Boron (mg/L)	GN-AP-MW-3 (bg)	0	0	53	No	15	100	n/a	n/a	0.01	NP
Boron (mg/L)	GN-AP-MW-4	0.0203	9	53	No	15	0	n/a	n/a	0.01	NP
Boron (mg/L)	GN-AP-MW-5	0.02332	9	53	No	15	0	n/a	n/a	0.01	NP
Boron (mg/L)	GN-AP-MW-6	0.09189	21	53	No	15	0	n/a	n/a	0.01	NP
Boron (mg/L)	GN-AP-MW-7	0.07844	30	53	No	15	0	n/a	n/a	0.01	NP
Calcium (mg/L)	GN-AP-MW-10	0.5432	41	53	No	15	0	n/a	n/a	0.01	NP
Calcium (mg/L)	GN-AP-MW-11	1.196	36	53	No	15	0	n/a	n/a	0.01	NP
Calcium (mg/L)	**GN-AP-MW-12**	**2.667**	**55**	**53**	**Yes**	**15**	**0**	**n/a**	**n/a**	**0.01**	**NP**
Calcium (mg/L)	GN-AP-MW-13	0.2143	15	53	No	15	0	n/a	n/a	0.01	NP
Calcium (mg/L)	GN-AP-MW-14	-2.126	-19	-53	No	15	0	n/a	n/a	0.01	NP
Calcium (mg/L)	GN-AP-MW-15R	7.554	55	68	No	18	0	n/a	n/a	0.01	NP
Calcium (mg/L)	GN-AP-MW-16	1.595	41	53	No	15	0	n/a	n/a	0.01	NP
Calcium (mg/L)	GN-AP-MW-17	9.793	52	53	No	15	0	n/a	n/a	0.01	NP
Calcium (mg/L)	GN-AP-MW-18	4.345	48	53	No	15	0	n/a	n/a	0.01	NP
Calcium (mg/L)	GN-AP-MW-19	0.1562	9	53	No	15	0	n/a	n/a	0.01	NP
Calcium (mg/L)	GN-AP-MW-2 (bg)	0.6928	22	43	No	13	0	n/a	n/a	0.01	NP
Calcium (mg/L)	GN-AP-MW-20	3.596	25	53	No	15	0	n/a	n/a	0.01	NP
Calcium (mg/L)	GN-AP-MW-21	6.185	27	53	No	15	0	n/a	n/a	0.01	NP
Calcium (mg/L)	**GN-AP-MW-22**	**12.32**	**74**	**53**	**Yes**	**15**	**0**	**n/a**	**n/a**	**0.01**	**NP**
Calcium (mg/L)	GN-AP-MW-3 (bg)	0.3763	31	48	No	14	0	n/a	n/a	0.01	NP
Calcium (mg/L)	GN-AP-MW-4	0.5655	24	53	No	15	0	n/a	n/a	0.01	NP
Calcium (mg/L)	GN-AP-MW-5	2.06	24	53	No	15	0	n/a	n/a	0.01	NP
Calcium (mg/L)	GN-AP-MW-6	4.782	41	53	No	15	0	n/a	n/a	0.01	NP
Calcium (mg/L)	GN-AP-MW-7	3.735	35	53	No	15	0	n/a	n/a	0.01	NP
Calcium (mg/L)	GN-AP-MW-8	-0.6016	-30	-53	No	15	0	n/a	n/a	0.01	NP
Chloride (mg/L)	GN-AP-MW-11	0.1755	42	53	No	15	0	n/a	n/a	0.01	NP
Chloride (mg/L)	GN-AP-MW-12	0	-6	-53	No	15	0	n/a	n/a	0.01	NP
Chloride (mg/L)	**GN-AP-MW-15R**	**19.25**	**124**	**68**	**Yes**	**18**	**0**	**n/a**	**n/a**	**0.01**	**NP**
Chloride (mg/L)	**GN-AP-MW-16**	**1.806**	**80**	**53**	**Yes**	**15**	**0**	**n/a**	**n/a**	**0.01**	**NP**
Chloride (mg/L)	**GN-AP-MW-17**	**3.771**	**75**	**53**	**Yes**	**15**	**0**	**n/a**	**n/a**	**0.01**	**NP**
Chloride (mg/L)	**GN-AP-MW-18**	**0.3166**	**61**	**53**	**Yes**	**15**	**0**	**n/a**	**n/a**	**0.01**	**NP**
Chloride (mg/L)	GN-AP-MW-19	0.4837	33	53	No	15	6.667	n/a	n/a	0.01	NP
Chloride (mg/L)	GN-AP-MW-2 (bg)	-0.1215	-9	-43	No	13	7.692	n/a	n/a	0.01	NP
Chloride (mg/L)	**GN-AP-MW-20**	**0.6305**	**59**	**53**	**Yes**	**15**	**0**	**n/a**	**n/a**	**0.01**	**NP**
Chloride (mg/L)	GN-AP-MW-21	3.681	20	53	No	15	0	n/a	n/a	0.01	NP
Chloride (mg/L)	**GN-AP-MW-22**	**9.7**	**68**	**53**	**Yes**	**15**	**0**	**n/a**	**n/a**	**0.01**	**NP**
Chloride (mg/L)	GN-AP-MW-3 (bg)	-0.0869	-33	-53	No	15	0	n/a	n/a	0.01	NP
Chloride (mg/L)	GN-AP-MW-4	0.3949	8	53	No	15	0	n/a	n/a	0.01	NP
Chloride (mg/L)	GN-AP-MW-5	3.568	40	53	No	15	0	n/a	n/a	0.01	NP
Chloride (mg/L)	**GN-AP-MW-6**	**10.97**	**69**	**53**	**Yes**	**15**	**0**	**n/a**	**n/a**	**0.01**	**NP**
Chloride (mg/L)	GN-AP-MW-7	2.984	50	53	No	15	0	n/a	n/a	0.01	NP
Chloride (mg/L)	**GN-AP-MW-9**	**0.8338**	**61**	**53**	**Yes**	**15**	**0**	**n/a**	**n/a**	**0.01**	**NP**
Fluoride (mg/L)	GN-AP-MW-16	0.002731	33	58	No	16	0	n/a	n/a	0.01	NP
Fluoride (mg/L)	GN-AP-MW-17	-0.004347	-17	-58	No	16	0	n/a	n/a	0.01	NP
Fluoride (mg/L)	GN-AP-MW-2 (bg)	0	29	48	No	14	64.29	n/a	n/a	0.01	NP

Trend Tests Summary Table - Prediction Limit Exceedances - All Results

Plant Gaston Client: Southern Company Data: Gaston Ash Pond Printed 10/20/2020, 1:44 PM

Constituent	Well	Slope	Calc.	Critical	Sig.	N	%NDs	Normality	Xform	Alpha	Method
Fluoride (mg/L)	GN-AP-MW-3 (bg)	0	46	58	No	16	75	n/a	n/a	0.01	NP
Fluoride (mg/L)	**GN-AP-MW-9**	**0.01058**	**67**	**58**	**Yes**	**16**	**6.25**	**n/a**	**n/a**	**0.01**	**NP**
pH (pH)	GN-AP-MW-12	0.00586	12	58	No	16	0	n/a	n/a	0.01	NP
pH (pH)	GN-AP-MW-13	0.01645	34	58	No	16	0	n/a	n/a	0.01	NP
pH (pH)	GN-AP-MW-14	0.03452	37	58	No	16	0	n/a	n/a	0.01	NP
pH (pH)	GN-AP-MW-15R	0.01287	16	74	No	19	0	n/a	n/a	0.01	NP
pH (pH)	GN-AP-MW-16	0	0	58	No	16	0	n/a	n/a	0.01	NP
pH (pH)	GN-AP-MW-17	-0.03385	-32	-58	No	16	0	n/a	n/a	0.01	NP
pH (pH)	GN-AP-MW-18	0	-10	-58	No	16	0	n/a	n/a	0.01	NP
pH (pH)	GN-AP-MW-2 (bg)	-0.02103	-11	-48	No	14	0	n/a	n/a	0.01	NP
pH (pH)	**GN-AP-MW-22**	**-0.1056**	**-71**	**-58**	**Yes**	**16**	**0**	**n/a**	**n/a**	**0.01**	**NP**
pH (pH)	GN-AP-MW-3 (bg)	-0.006197	-13	-58	No	16	0	n/a	n/a	0.01	NP
pH (pH)	GN-AP-MW-4	0.00483	6	58	No	16	0	n/a	n/a	0.01	NP
pH (pH)	GN-AP-MW-7	-0.01377	-17	-58	No	16	0	n/a	n/a	0.01	NP
pH (pH)	GN-AP-MW-8	0.01198	20	58	No	16	0	n/a	n/a	0.01	NP
Sulfate (mg/L)	**GN-AP-MW-11**	**3.288**	**75**	**53**	**Yes**	**15**	**0**	**n/a**	**n/a**	**0.01**	**NP**
Sulfate (mg/L)	**GN-AP-MW-12**	**5.395**	**58**	**53**	**Yes**	**15**	**0**	**n/a**	**n/a**	**0.01**	**NP**
Sulfate (mg/L)	GN-AP-MW-14	7.917	29	53	No	15	0	n/a	n/a	0.01	NP
Sulfate (mg/L)	GN-AP-MW-15R	27.04	53	68	No	18	0	n/a	n/a	0.01	NP
Sulfate (mg/L)	GN-AP-MW-16	0.7143	10	53	No	15	0	n/a	n/a	0.01	NP
Sulfate (mg/L)	GN-AP-MW-17	19.94	36	53	No	15	0	n/a	n/a	0.01	NP
Sulfate (mg/L)	GN-AP-MW-18	3.126	12	53	No	15	0	n/a	n/a	0.01	NP
Sulfate (mg/L)	GN-AP-MW-19	1.356	47	53	No	15	0	n/a	n/a	0.01	NP
Sulfate (mg/L)	GN-AP-MW-2 (bg)	-0.2042	-15	-43	No	13	7.692	n/a	n/a	0.01	NP
Sulfate (mg/L)	GN-AP-MW-20	2.355	8	53	No	15	0	n/a	n/a	0.01	NP
Sulfate (mg/L)	GN-AP-MW-21	11.62	45	53	No	15	0	n/a	n/a	0.01	NP
Sulfate (mg/L)	GN-AP-MW-22	1.033	10	53	No	15	0	n/a	n/a	0.01	NP
Sulfate (mg/L)	GN-AP-MW-3 (bg)	-0.4398	-21	-53	No	15	0	n/a	n/a	0.01	NP
Sulfate (mg/L)	GN-AP-MW-4	-0.9815	-26	-53	No	15	0	n/a	n/a	0.01	NP
Sulfate (mg/L)	GN-AP-MW-5	-7.978	-37	-53	No	15	0	n/a	n/a	0.01	NP
Sulfate (mg/L)	GN-AP-MW-6	0	-3	-53	No	15	0	n/a	n/a	0.01	NP
Sulfate (mg/L)	GN-AP-MW-7	-0.3921	-4	-53	No	15	0	n/a	n/a	0.01	NP
Sulfate (mg/L)	GN-AP-MW-9	2.693	53	53	No	15	6.667	n/a	n/a	0.01	NP
TDS (mg/L)	**GN-AP-MW-11**	**6.359**	**60**	**58**	**Yes**	**16**	**0**	**n/a**	**n/a**	**0.01**	**NP**
TDS (mg/L)	**GN-AP-MW-12**	**7.866**	**65**	**53**	**Yes**	**15**	**0**	**n/a**	**n/a**	**0.01**	**NP**
TDS (mg/L)	GN-AP-MW-13	-0.2476	-4	-53	No	15	0	n/a	n/a	0.01	NP
TDS (mg/L)	GN-AP-MW-14	19.82	37	53	No	15	0	n/a	n/a	0.01	NP
TDS (mg/L)	GN-AP-MW-15R	46.6	37	68	No	18	0	n/a	n/a	0.01	NP
TDS (mg/L)	GN-AP-MW-16	5.794	26	53	No	15	0	n/a	n/a	0.01	NP
TDS (mg/L)	GN-AP-MW-17	30.24	49	53	No	15	0	n/a	n/a	0.01	NP
TDS (mg/L)	GN-AP-MW-18	8.04	27	53	No	15	0	n/a	n/a	0.01	NP
TDS (mg/L)	GN-AP-MW-19	0.9567	10	53	No	15	0	n/a	n/a	0.01	NP
TDS (mg/L)	GN-AP-MW-2 (bg)	-1.254	-10	-43	No	13	0	n/a	n/a	0.01	NP
TDS (mg/L)	GN-AP-MW-20	12.71	39	53	No	15	0	n/a	n/a	0.01	NP
TDS (mg/L)	GN-AP-MW-21	11.58	17	53	No	15	0	n/a	n/a	0.01	NP
TDS (mg/L)	**GN-AP-MW-22**	**19.36**	**58**	**53**	**Yes**	**15**	**0**	**n/a**	**n/a**	**0.01**	**NP**
TDS (mg/L)	GN-AP-MW-3 (bg)	0.9838	17	53	No	15	0	n/a	n/a	0.01	NP
TDS (mg/L)	GN-AP-MW-4	-5.57	-15	-53	No	15	0	n/a	n/a	0.01	NP
TDS (mg/L)	GN-AP-MW-5	1.847	5	53	No	15	0	n/a	n/a	0.01	NP
TDS (mg/L)	GN-AP-MW-6	19.44	51	53	No	15	0	n/a	n/a	0.01	NP
TDS (mg/L)	GN-AP-MW-7	5.881	31	53	No	15	0	n/a	n/a	0.01	NP
TDS (mg/L)	**GN-AP-MW-8**	**-10.67**	**-58**	**-53**	**Yes**	**15**	**0**	**n/a**	**n/a**	**0.01**	**NP**
TDS (mg/L)	**GN-AP-MW-9**	**9.359**	**66**	**53**	**Yes**	**15**	**0**	**n/a**	**n/a**	**0.01**	**NP**

Sen's Slope Estimator

GN-AP-MW-11

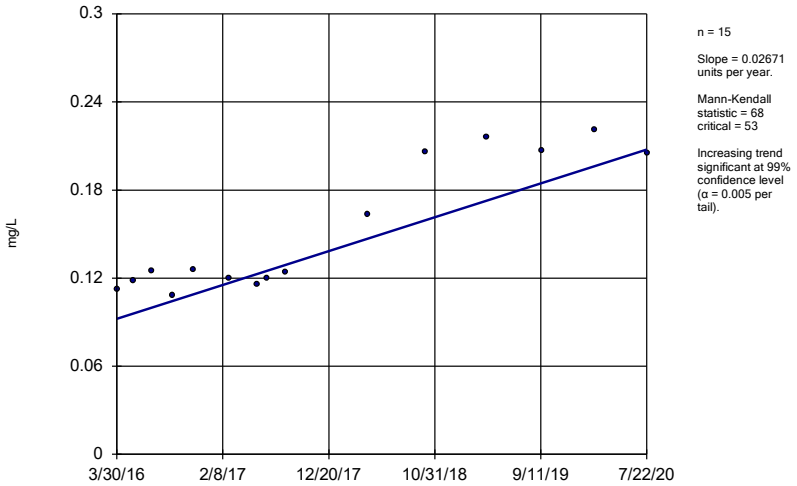

n = 15

Slope = 0.02671 units per year.

Mann-Kendall statistic = 68
critical = 53

Increasing trend significant at 99% confidence level (α = 0.005 per tail).

Constituent: Boron Analysis Run 10/20/2020 1:41 PM View: Appendix III - Trend Tests

Plant Gaston Client: Southern Company Data: Gaston Ash Pond

Sanitas™ v.9.6.27 Groundwater Stats Consulting. UG

Sen's Slope Estimator

GN-AP-MW-12

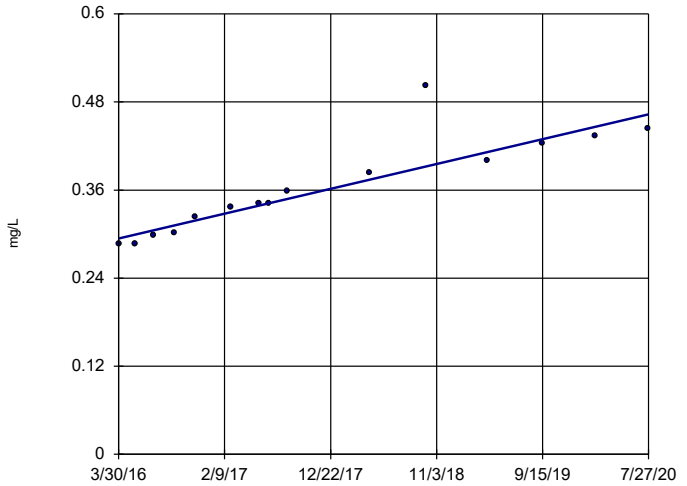

n = 15

Slope = 0.03902 units per year.

Mann-Kendall statistic = 94
critical = 53

Increasing trend significant at 99% confidence level (α = 0.005 per tail).

Constituent: Boron Analysis Run 10/20/2020 1:41 PM View: Appendix III - Trend Tests

Plant Gaston Client: Southern Company Data: Gaston Ash Pond

Sanitas™ v.9.6.27 Groundwater Stats Consulting. UG

Sen's Slope Estimator

GN-AP-MW-15R

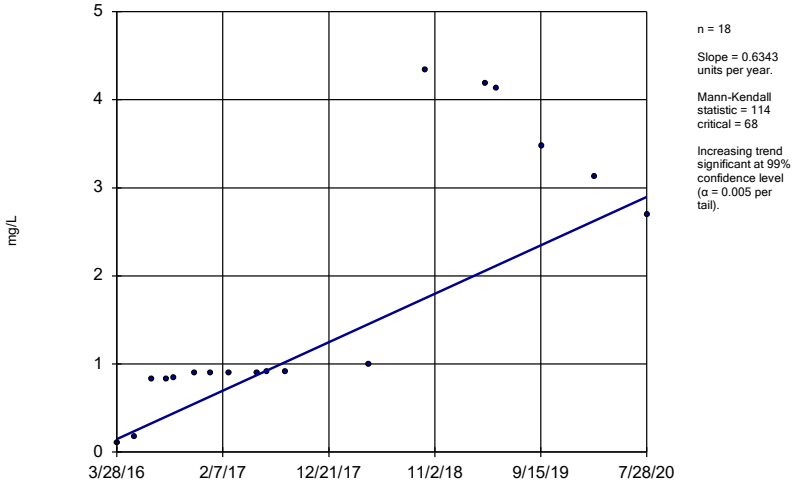

n = 18

Slope = 0.6343 units per year.

Mann-Kendall statistic = 114
critical = 68

Increasing trend significant at 99% confidence level (α = 0.005 per tail).

Constituent: Boron Analysis Run 10/20/2020 1:41 PM View: Appendix III - Trend Tests

Plant Gaston Client: Southern Company Data: Gaston Ash Pond

Sanitas™ v.9.6.27 Groundwater Stats Consulting. UG

Sen's Slope Estimator

GN-AP-MW-16

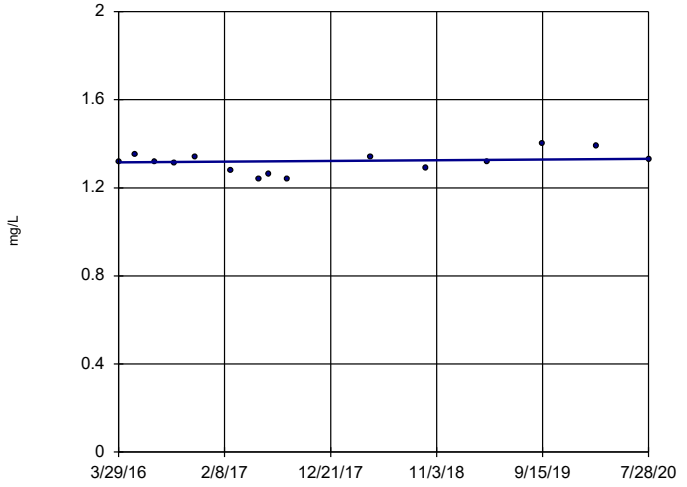

n = 15

Slope = 0.003916 units per year.

Mann-Kendall statistic = 10
critical = 53

Trend not significant at 99% confidence level (α = 0.005 per tail).

Constituent: Boron Analysis Run 10/20/2020 1:41 PM View: Appendix III - Trend Tests

Plant Gaston Client: Southern Company Data: Gaston Ash Pond

Sen's Slope Estimator

GN-AP-MW-17

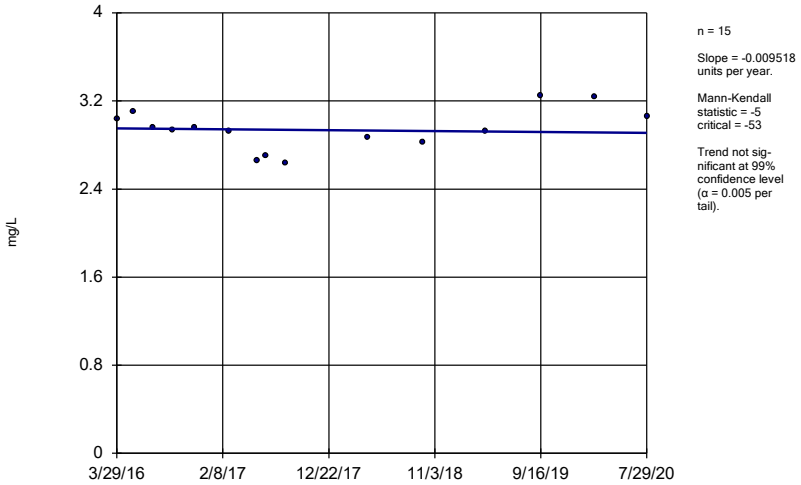

n = 15

Slope = -0.009518 units per year.

Mann-Kendall statistic = -5 critical = -53

Trend not significant at 99% confidence level (α = 0.005 per tail).

Constituent: Boron Analysis Run 10/20/2020 1:41 PM View: Appendix III - Trend Tests

Plant Gaston Client: Southern Company Data: Gaston Ash Pond

Sanitas™ v.9.6.27 Groundwater Stats Consulting. UG

Sen's Slope Estimator

GN-AP-MW-18

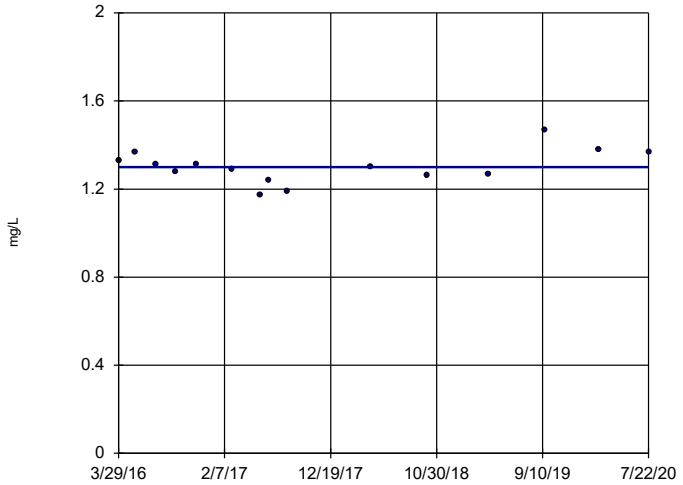

n = 15

Slope = 0 units per year.

Mann-Kendall statistic = 1 critical = 53

Trend not significant at 99% confidence level (α = 0.005 per tail).

Constituent: Boron Analysis Run 10/20/2020 1:41 PM View: Appendix III - Trend Tests

Plant Gaston Client: Southern Company Data: Gaston Ash Pond

Sanitas™ v.9.6.27 Groundwater Stats Consulting. UG

Hollow symbols indicate censored values.

Sen's Slope Estimator

GN-AP-MW-2 (bg)

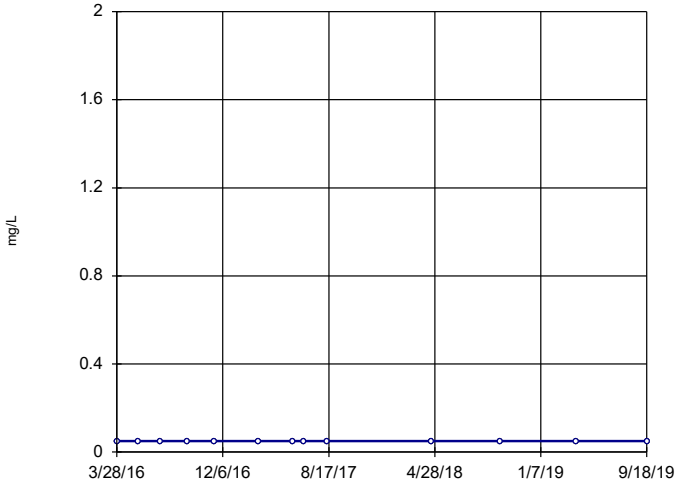

n = 13

Slope = 0 units per year.

Mann-Kendall statistic = 0 critical = 43

Trend not significant at 99% confidence level (α = 0.005 per tail).

Constituent: Boron Analysis Run 10/20/2020 1:41 PM View: Appendix III - Trend Tests

Plant Gaston Client: Southern Company Data: Gaston Ash Pond

Sanitas™ v.9.6.27 Groundwater Stats Consulting. UG

Sen's Slope Estimator

GN-AP-MW-20

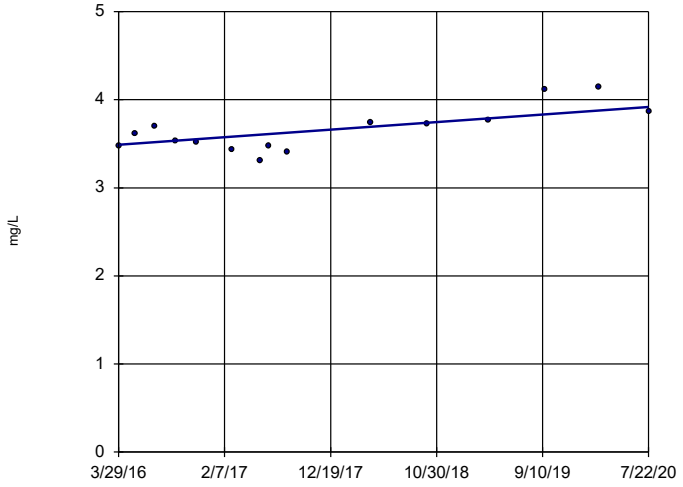

n = 15

Slope = 0.09962 units per year.

Mann-Kendall statistic = 44 critical = 53

Trend not significant at 99% confidence level (α = 0.005 per tail).

Constituent: Boron Analysis Run 10/20/2020 1:41 PM View: Appendix III - Trend Tests

Plant Gaston Client: Southern Company Data: Gaston Ash Pond

Sen's Slope Estimator

GN-AP-MW-21

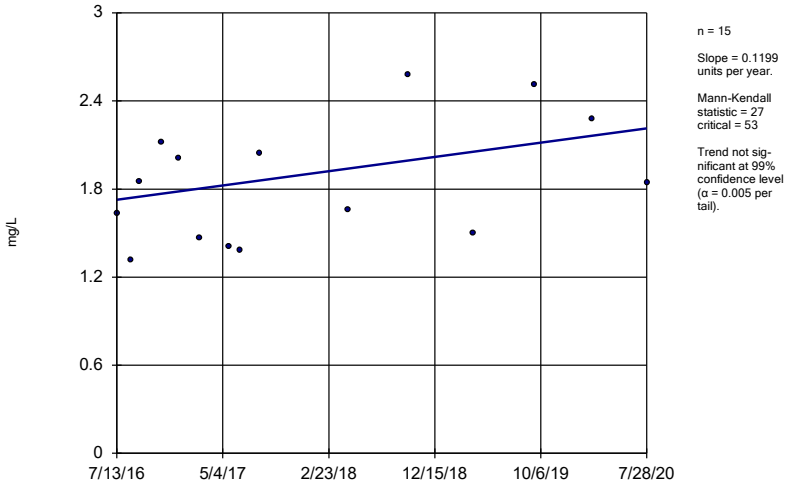

n = 15

Slope = 0.1199 units per year.

Mann-Kendall statistic = 27 critical = 53

Trend not significant at 99% confidence level (α = 0.005 per tail).

Constituent: Boron Analysis Run 10/20/2020 1:41 PM View: Appendix III - Trend Tests

Plant Gaston Client: Southern Company Data: Gaston Ash Pond

Sanitas™ v.9.6.27 Groundwater Stats Consulting. UG

Sen's Slope Estimator

GN-AP-MW-22

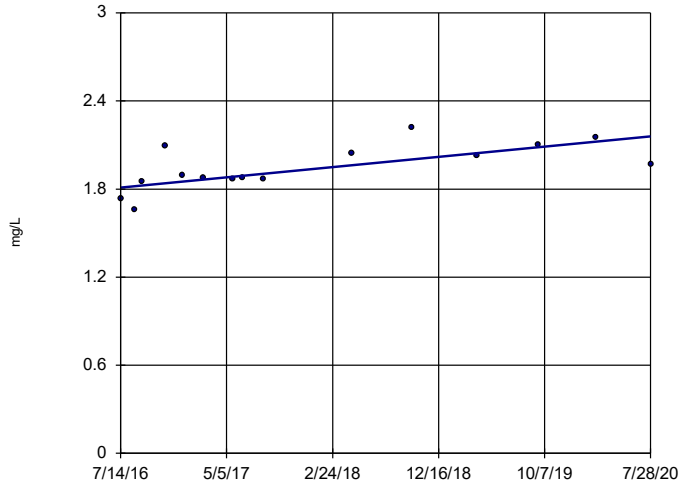

n = 15

Slope = 0.08625 units per year.

Mann-Kendall statistic = 53 critical = 53

Trend not significant at 99% confidence level (α = 0.005 per tail).

Constituent: Boron Analysis Run 10/20/2020 1:41 PM View: Appendix III - Trend Tests

Plant Gaston Client: Southern Company Data: Gaston Ash Pond

Sanitas™ v.9.6.27 Groundwater Stats Consulting. UG

Hollow symbols indicate censored values.

Sen's Slope Estimator

GN-AP-MW-3 (bg)

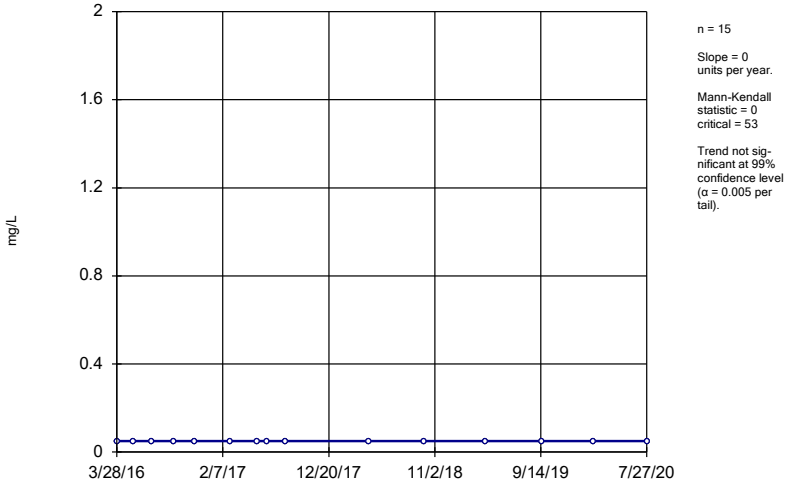

n = 15

Slope = 0 units per year.

Mann-Kendall statistic = 0 critical = 53

Trend not significant at 99% confidence level (α = 0.005 per tail).

Constituent: Boron Analysis Run 10/20/2020 1:41 PM View: Appendix III - Trend Tests

Plant Gaston Client: Southern Company Data: Gaston Ash Pond

Sanitas™ v.9.6.27 Groundwater Stats Consulting. UG

Sen's Slope Estimator

GN-AP-MW-4

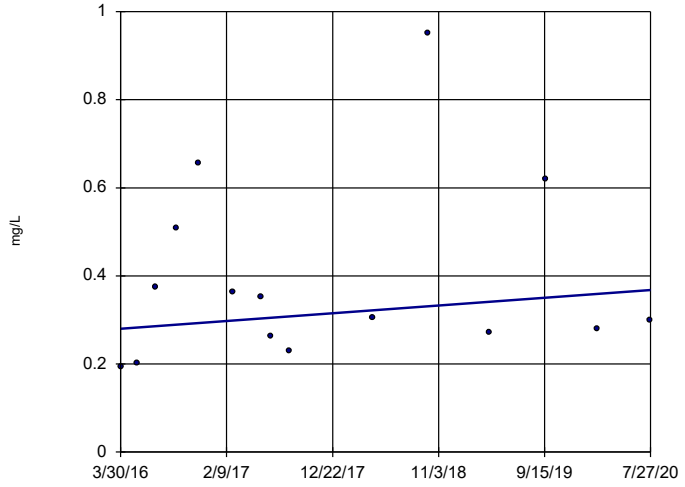

n = 15

Slope = 0.0203 units per year.

Mann-Kendall statistic = 9 critical = 53

Trend not significant at 99% confidence level (α = 0.005 per tail).

Constituent: Boron Analysis Run 10/20/2020 1:41 PM View: Appendix III - Trend Tests

Plant Gaston Client: Southern Company Data: Gaston Ash Pond

Sen's Slope Estimator

GN-AP-MW-5

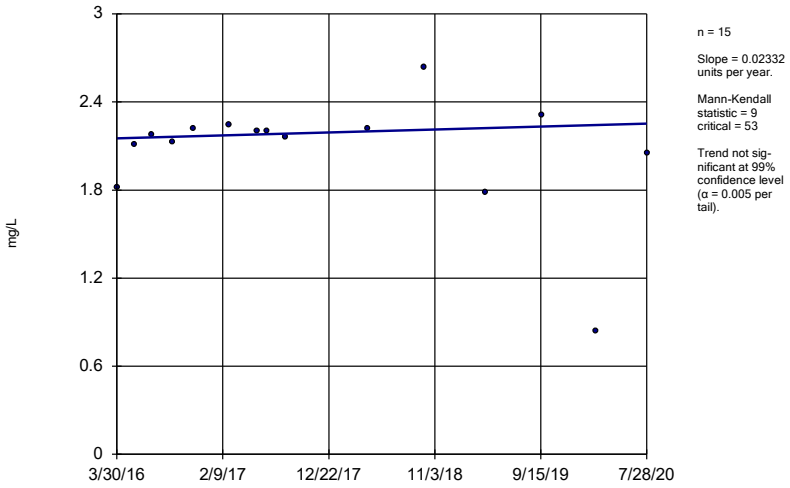

n = 15

Slope = 0.02332 units per year.

Mann-Kendall statistic = 9
critical = 53

Trend not significant at 99% confidence level (α = 0.005 per tail).

Constituent: Boron Analysis Run 10/20/2020 1:41 PM View: Appendix III - Trend Tests
Plant Gaston Client: Southern Company Data: Gaston Ash Pond

Sanitas™ v.9.6.27 Groundwater Stats Consulting. UG

Sen's Slope Estimator

GN-AP-MW-6

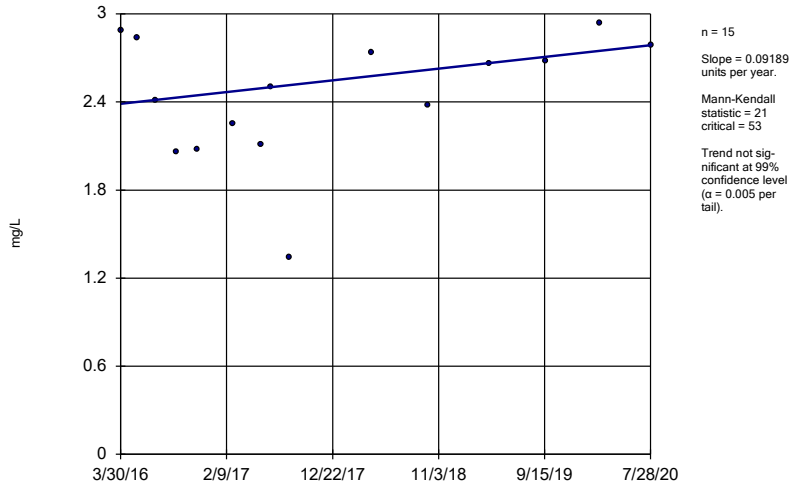

n = 15

Slope = 0.09189 units per year.

Mann-Kendall statistic = 21
critical = 53

Trend not significant at 99% confidence level (α = 0.005 per tail).

Constituent: Boron Analysis Run 10/20/2020 1:41 PM View: Appendix III - Trend Tests
Plant Gaston Client: Southern Company Data: Gaston Ash Pond

Sanitas™ v.9.6.27 Groundwater Stats Consulting. UG

Sen's Slope Estimator

GN-AP-MW-7

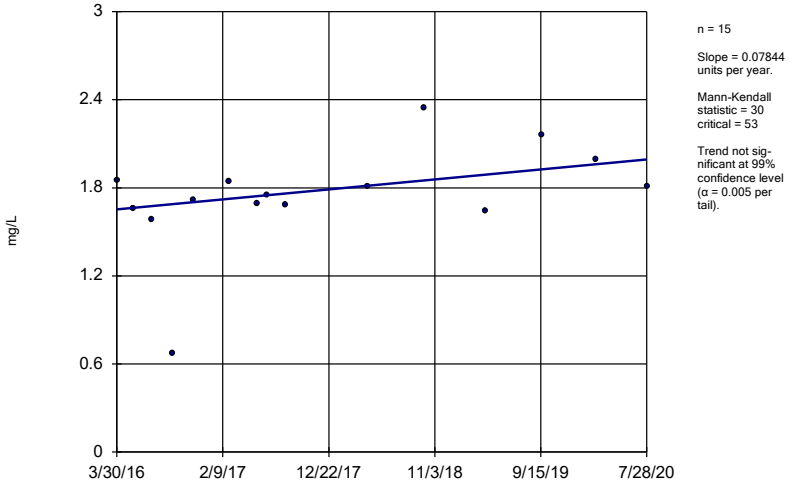

n = 15

Slope = 0.07844 units per year.

Mann-Kendall statistic = 30
critical = 53

Trend not significant at 99% confidence level (α = 0.005 per tail).

Constituent: Boron Analysis Run 10/20/2020 1:41 PM View: Appendix III - Trend Tests
Plant Gaston Client: Southern Company Data: Gaston Ash Pond

Sanitas™ v.9.6.27 Groundwater Stats Consulting. UG

Sen's Slope Estimator

GN-AP-MW-10

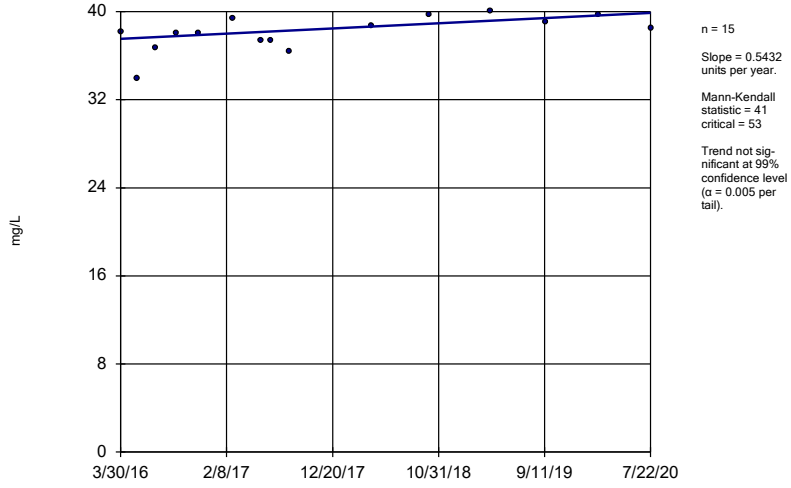

n = 15

Slope = 0.5432 units per year.

Mann-Kendall statistic = 41
critical = 53

Trend not significant at 99% confidence level (α = 0.005 per tail).

Constituent: Calcium Analysis Run 10/20/2020 1:41 PM View: Appendix III - Trend Tests
Plant Gaston Client: Southern Company Data: Gaston Ash Pond

Sen's Slope Estimator

GN-AP-MW-11

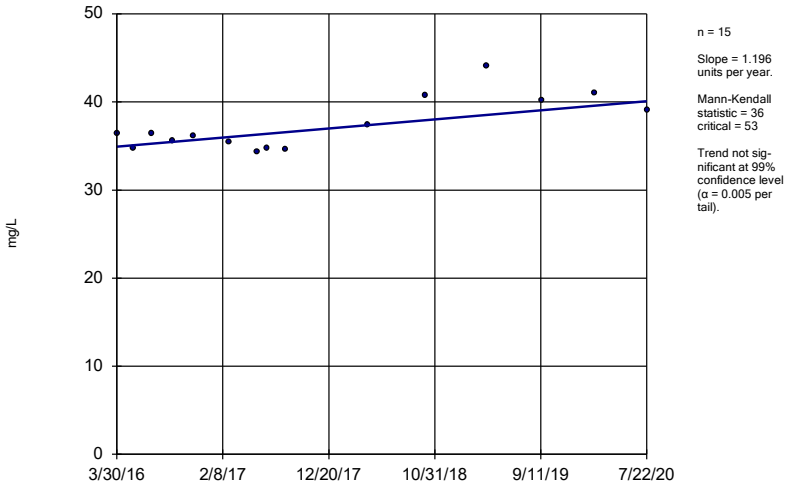

n = 15

Slope = 1.196 units per year.

Mann-Kendall statistic = 36
critical = 53

Trend not significant at 99% confidence level (α = 0.005 per tail).

Constituent: Calcium Analysis Run 10/20/2020 1:41 PM View: Appendix III - Trend Tests
Plant Gaston Client: Southern Company Data: Gaston Ash Pond

Sanitas™ v.9.6.27 Groundwater Stats Consulting. UG

Sen's Slope Estimator

GN-AP-MW-12

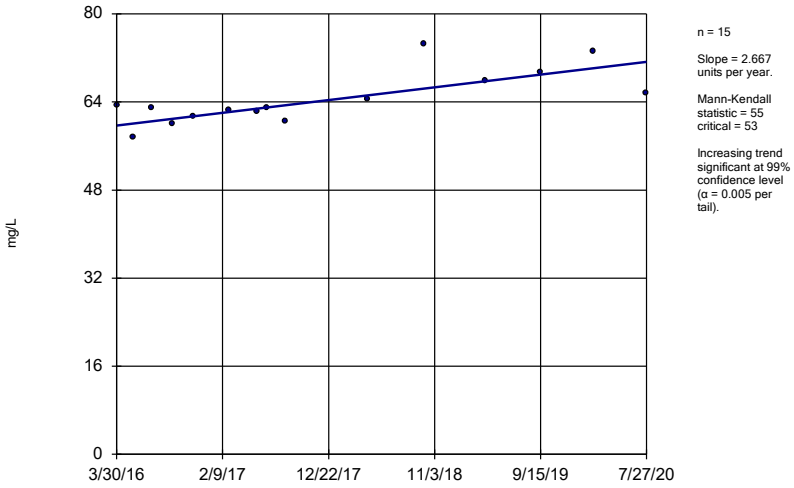

n = 15

Slope = 2.667 units per year.

Mann-Kendall statistic = 55
critical = 53

Increasing trend significant at 99% confidence level (α = 0.005 per tail).

Constituent: Calcium Analysis Run 10/20/2020 1:41 PM View: Appendix III - Trend Tests
Plant Gaston Client: Southern Company Data: Gaston Ash Pond

Sanitas™ v.9.6.27 Groundwater Stats Consulting. UG

Sen's Slope Estimator

GN-AP-MW-13

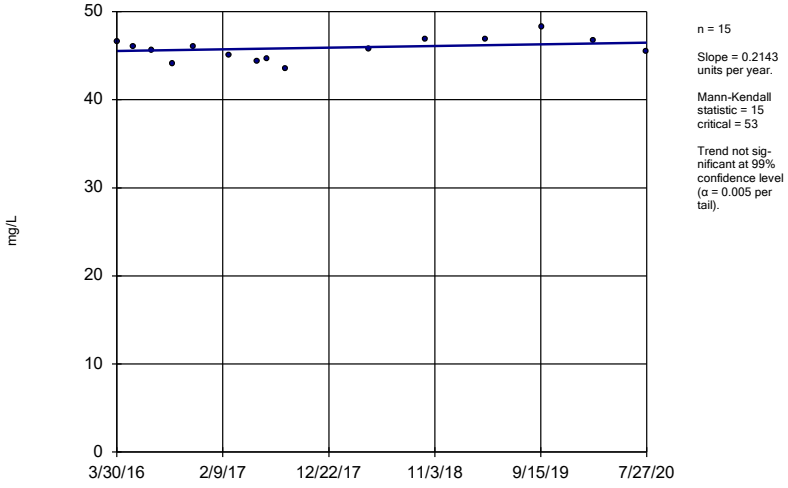

n = 15

Slope = 0.2143 units per year.

Mann-Kendall statistic = 15
critical = 53

Trend not significant at 99% confidence level (α = 0.005 per tail).

Constituent: Calcium Analysis Run 10/20/2020 1:41 PM View: Appendix III - Trend Tests
Plant Gaston Client: Southern Company Data: Gaston Ash Pond

Sanitas™ v.9.6.27 Groundwater Stats Consulting. UG

Sen's Slope Estimator

GN-AP-MW-14

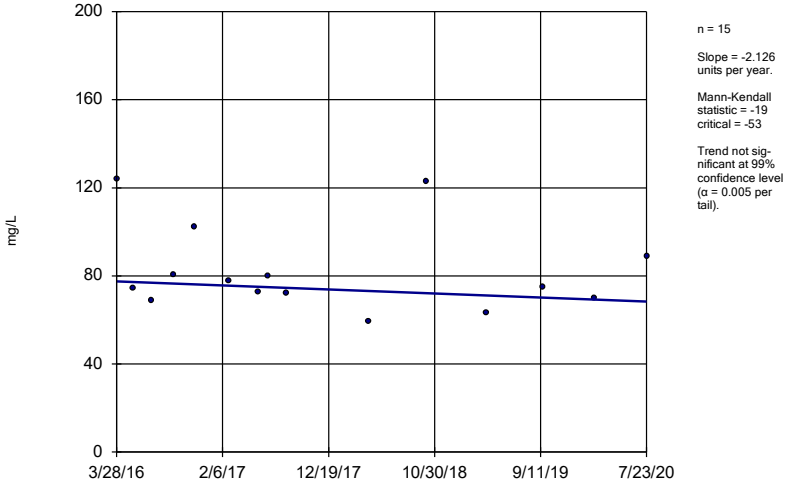

n = 15

Slope = -2.126 units per year.

Mann-Kendall statistic = -19
critical = -53

Trend not significant at 99% confidence level (α = 0.005 per tail).

Constituent: Calcium Analysis Run 10/20/2020 1:41 PM View: Appendix III - Trend Tests
Plant Gaston Client: Southern Company Data: Gaston Ash Pond

Sen's Slope Estimator

GN-AP-MW-15R

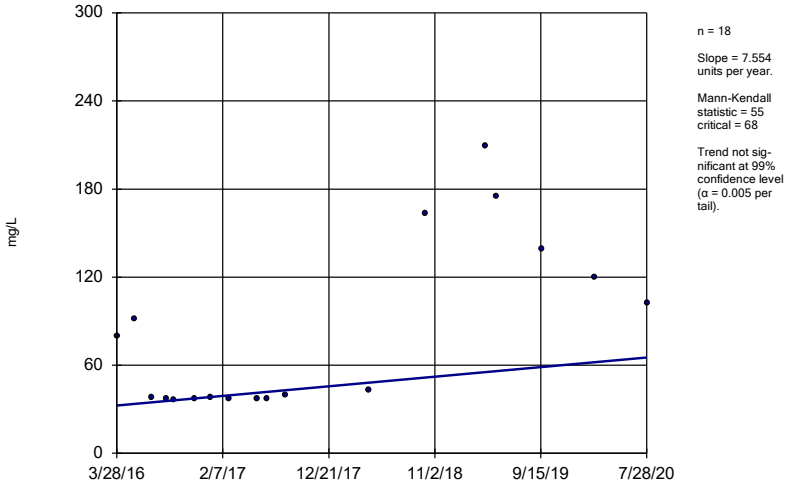

n = 18

Slope = 7.554 units per year.

Mann-Kendall statistic = 55 critical = 68

Trend not significant at 99% confidence level (α = 0.005 per tail).

Constituent: Calcium Analysis Run 10/20/2020 1:41 PM View: Appendix III - Trend Tests

Plant Gaston Client: Southern Company Data: Gaston Ash Pond

Sanitas™ v.9.6.27 Groundwater Stats Consulting. UG

Sen's Slope Estimator

GN-AP-MW-16

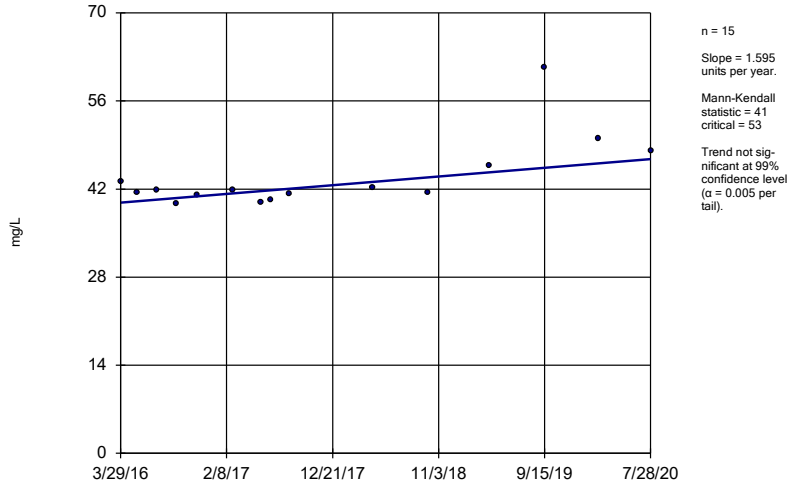

n = 15

Slope = 1.595 units per year.

Mann-Kendall statistic = 41 critical = 53

Trend not significant at 99% confidence level (α = 0.005 per tail).

Constituent: Calcium Analysis Run 10/20/2020 1:41 PM View: Appendix III - Trend Tests

Plant Gaston Client: Southern Company Data: Gaston Ash Pond

Sanitas™ v.9.6.27 Groundwater Stats Consulting. UG

Sen's Slope Estimator

GN-AP-MW-17

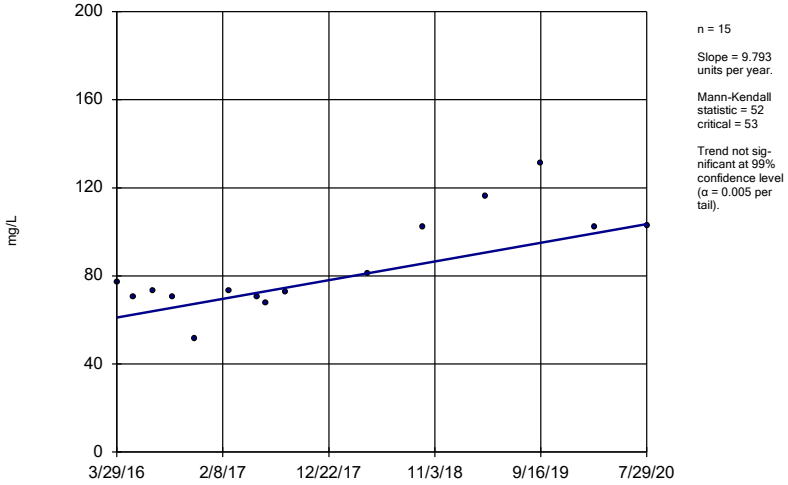

n = 15

Slope = 9.793 units per year.

Mann-Kendall statistic = 52 critical = 53

Trend not significant at 99% confidence level (α = 0.005 per tail).

Constituent: Calcium Analysis Run 10/20/2020 1:41 PM View: Appendix III - Trend Tests

Plant Gaston Client: Southern Company Data: Gaston Ash Pond

Sanitas™ v.9.6.27 Groundwater Stats Consulting. UG

Sen's Slope Estimator

GN-AP-MW-18

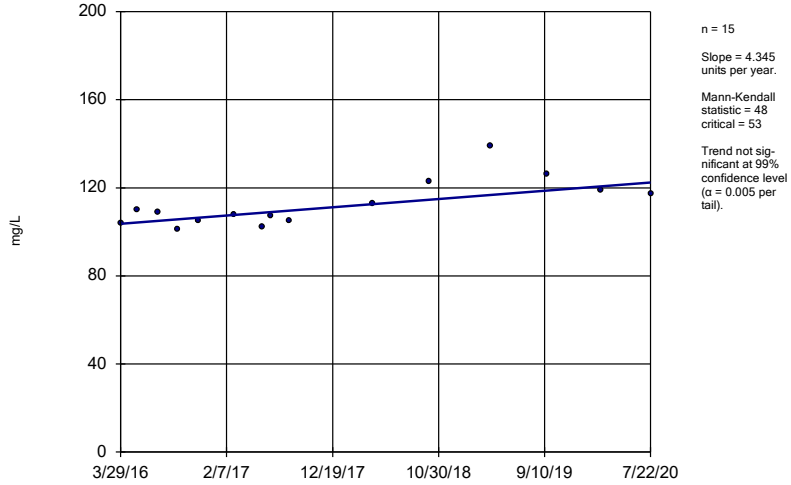

n = 15

Slope = 4.345 units per year.

Mann-Kendall statistic = 48 critical = 53

Trend not significant at 99% confidence level (α = 0.005 per tail).

Constituent: Calcium Analysis Run 10/20/2020 1:41 PM View: Appendix III - Trend Tests

Plant Gaston Client: Southern Company Data: Gaston Ash Pond

Sen's Slope Estimator

GN-AP-MW-19

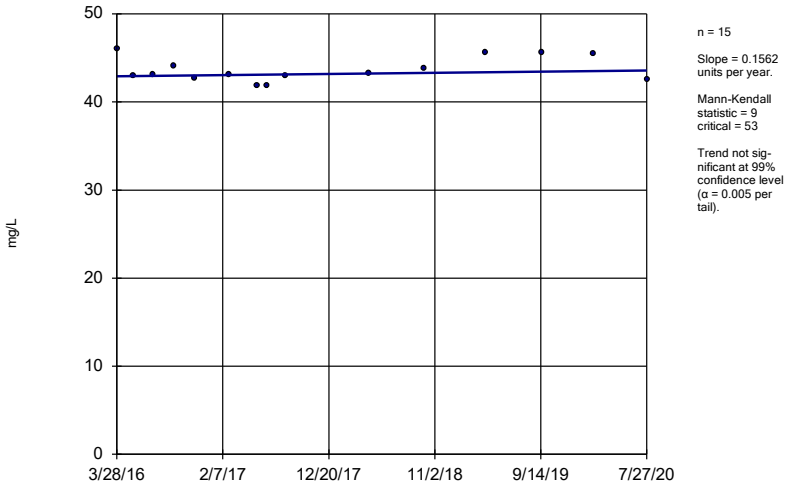

n = 15

Slope = 0.1562 units per year.

Mann-Kendall statistic = 9
critical = 53

Trend not significant at 99% confidence level (α = 0.005 per tail).

Constituent: Calcium Analysis Run 10/20/2020 1:41 PM View: Appendix III - Trend Tests
Plant Gaston Client: Southern Company Data: Gaston Ash Pond

Sanitas™ v.9.6.27 Groundwater Stats Consulting. UG

Sen's Slope Estimator

GN-AP-MW-2 (bg)

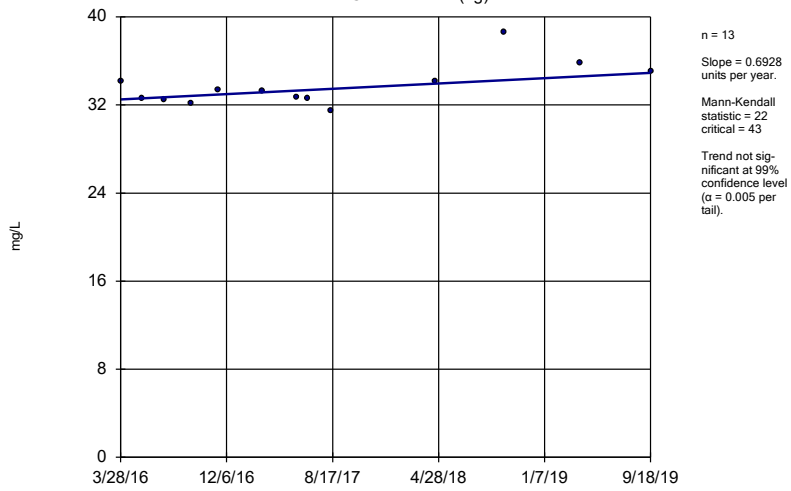

n = 13

Slope = 0.6928 units per year.

Mann-Kendall statistic = 22
critical = 43

Trend not significant at 99% confidence level (α = 0.005 per tail).

Constituent: Calcium Analysis Run 10/20/2020 1:41 PM View: Appendix III - Trend Tests
Plant Gaston Client: Southern Company Data: Gaston Ash Pond

Sanitas™ v.9.6.27 Groundwater Stats Consulting. UG

Sen's Slope Estimator

GN-AP-MW-20

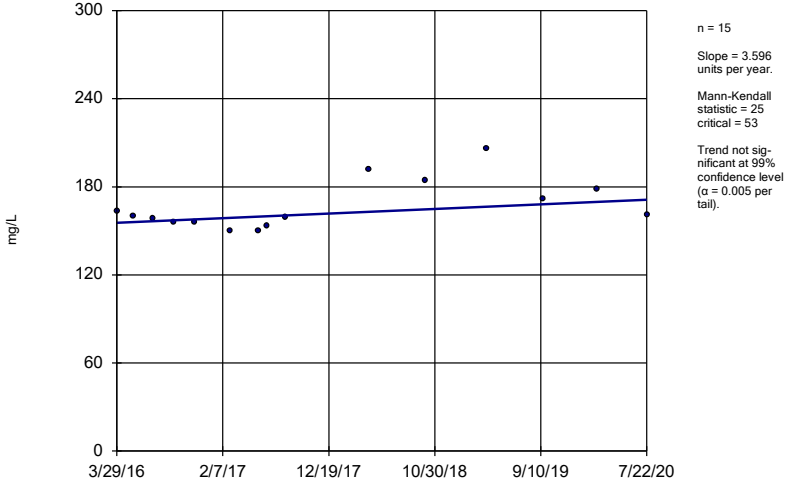

n = 15

Slope = 3.596 units per year.

Mann-Kendall statistic = 25
critical = 53

Trend not significant at 99% confidence level (α = 0.005 per tail).

Constituent: Calcium Analysis Run 10/20/2020 1:41 PM View: Appendix III - Trend Tests
Plant Gaston Client: Southern Company Data: Gaston Ash Pond

Sanitas™ v.9.6.27 Groundwater Stats Consulting. UG

Sen's Slope Estimator

GN-AP-MW-21

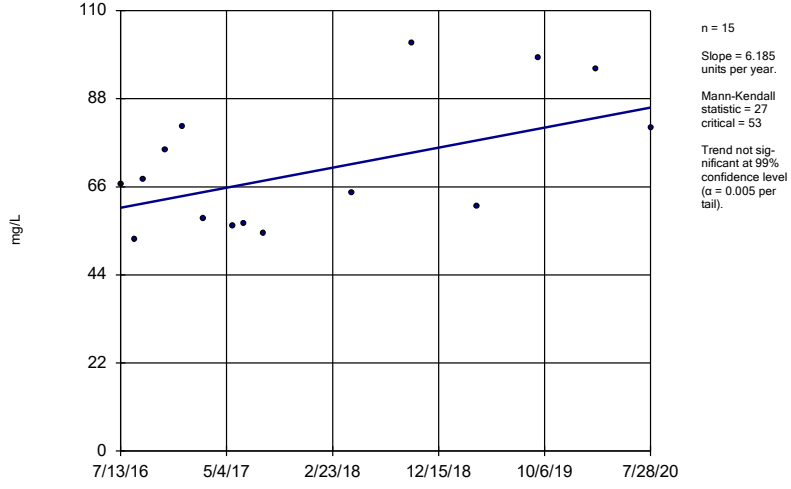

n = 15

Slope = 6.185 units per year.

Mann-Kendall statistic = 27
critical = 53

Trend not significant at 99% confidence level (α = 0.005 per tail).

Constituent: Calcium Analysis Run 10/20/2020 1:41 PM View: Appendix III - Trend Tests
Plant Gaston Client: Southern Company Data: Gaston Ash Pond

Sen's Slope Estimator

GN-AP-MW-22

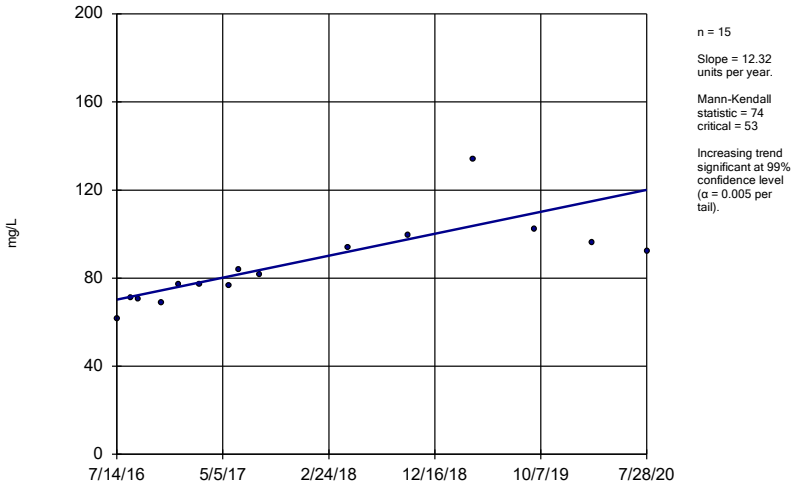

n = 15

Slope = 12.32 units per year.

Mann-Kendall statistic = 74 critical = 53

Increasing trend significant at 99% confidence level (α = 0.005 per tail).

Constituent: Calcium Analysis Run 10/20/2020 1:41 PM View: Appendix III - Trend Tests

Plant Gaston Client: Southern Company Data: Gaston Ash Pond

Sanitas™ v.9.6.27 Groundwater Stats Consulting. UG

Sen's Slope Estimator

GN-AP-MW-3 (bg)

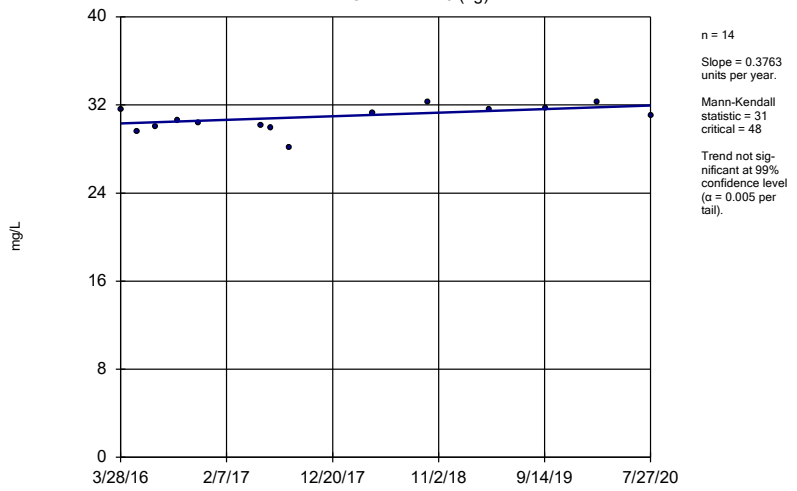

n = 14

Slope = 0.3763 units per year.

Mann-Kendall statistic = 31 critical = 48

Trend not significant at 99% confidence level (α = 0.005 per tail).

Constituent: Calcium Analysis Run 10/20/2020 1:41 PM View: Appendix III - Trend Tests

Plant Gaston Client: Southern Company Data: Gaston Ash Pond

Sanitas™ v.9.6.27 Groundwater Stats Consulting. UG

Sen's Slope Estimator

GN-AP-MW-4

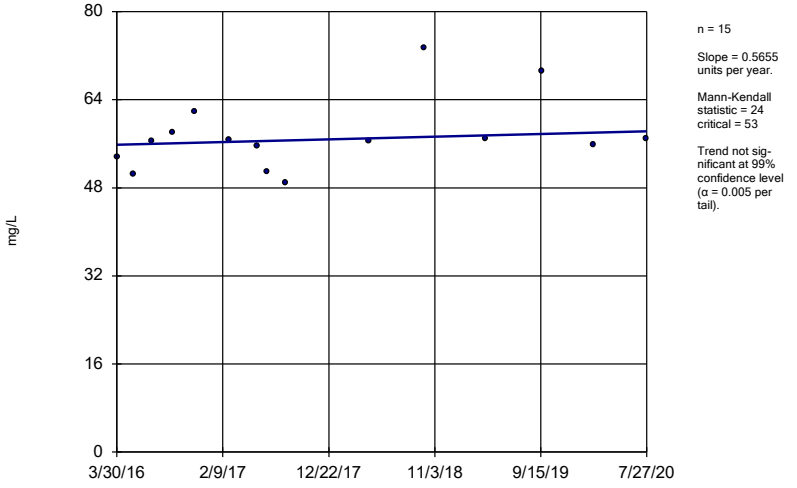

n = 15

Slope = 0.5655 units per year.

Mann-Kendall statistic = 24 critical = 53

Trend not significant at 99% confidence level (α = 0.005 per tail).

Constituent: Calcium Analysis Run 10/20/2020 1:41 PM View: Appendix III - Trend Tests

Plant Gaston Client: Southern Company Data: Gaston Ash Pond

Sanitas™ v.9.6.27 Groundwater Stats Consulting. UG

Sen's Slope Estimator

GN-AP-MW-5

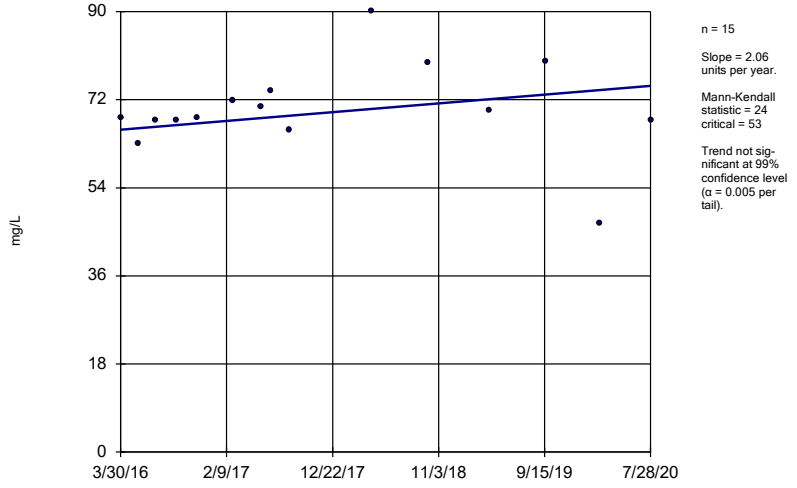

n = 15

Slope = 2.06 units per year.

Mann-Kendall statistic = 24 critical = 53

Trend not significant at 99% confidence level (α = 0.005 per tail).

Constituent: Calcium Analysis Run 10/20/2020 1:41 PM View: Appendix III - Trend Tests

Plant Gaston Client: Southern Company Data: Gaston Ash Pond

Sen's Slope Estimator

GN-AP-MW-6

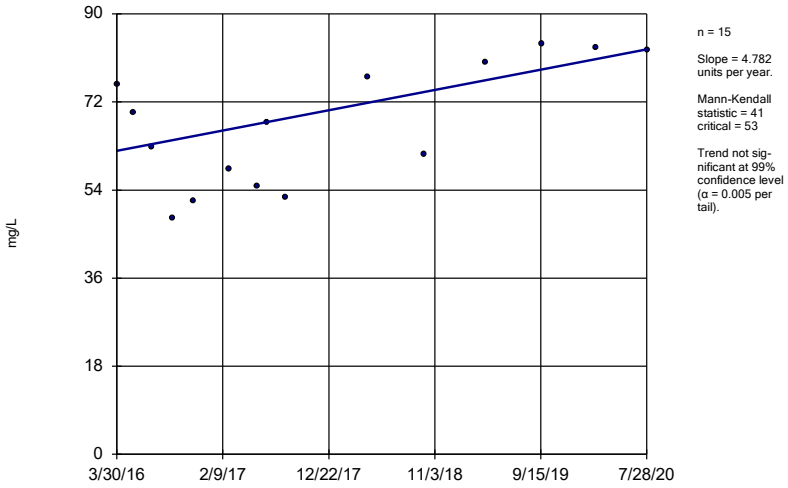

n = 15

Slope = 4.782 units per year.

Mann-Kendall statistic = 41 critical = 53

Trend not significant at 99% confidence level (α = 0.005 per tail).

Constituent: Calcium Analysis Run 10/20/2020 1:41 PM View: Appendix III - Trend Tests

Plant Gaston Client: Southern Company Data: Gaston Ash Pond

Sanitas™ v.9.6.27 Groundwater Stats Consulting. UG

Sen's Slope Estimator

GN-AP-MW-7

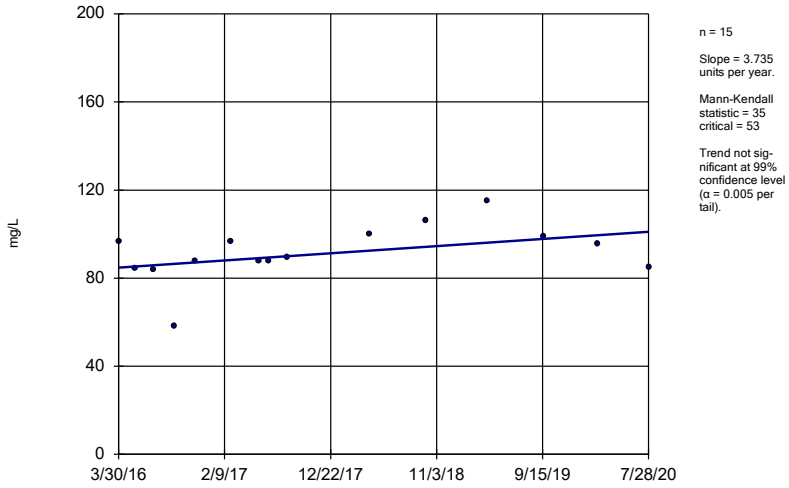

n = 15

Slope = 3.735 units per year.

Mann-Kendall statistic = 35 critical = 53

Trend not significant at 99% confidence level (α = 0.005 per tail).

Constituent: Calcium Analysis Run 10/20/2020 1:41 PM View: Appendix III - Trend Tests

Plant Gaston Client: Southern Company Data: Gaston Ash Pond

Sanitas™ v.9.6.27 Groundwater Stats Consulting. UG

Sen's Slope Estimator

GN-AP-MW-8

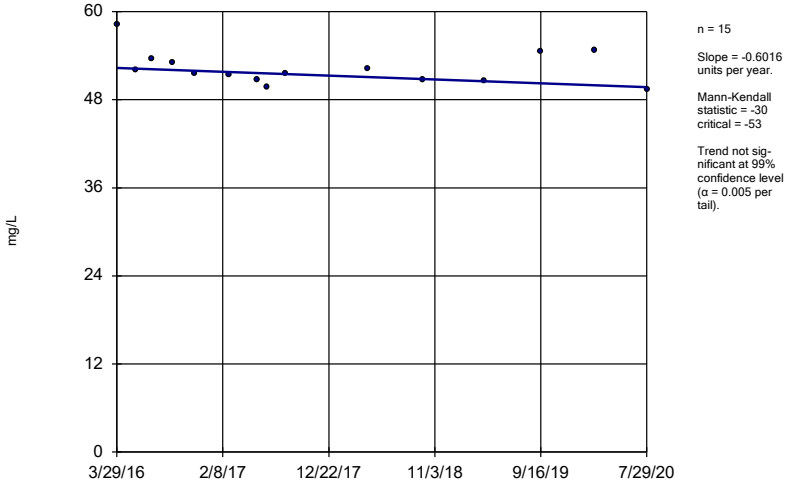

n = 15

Slope = -0.6016 units per year.

Mann-Kendall statistic = -30 critical = -53

Trend not significant at 99% confidence level (α = 0.005 per tail).

Constituent: Calcium Analysis Run 10/20/2020 1:41 PM View: Appendix III - Trend Tests

Plant Gaston Client: Southern Company Data: Gaston Ash Pond

Sanitas™ v.9.6.27 Groundwater Stats Consulting. UG

Sen's Slope Estimator

GN-AP-MW-11

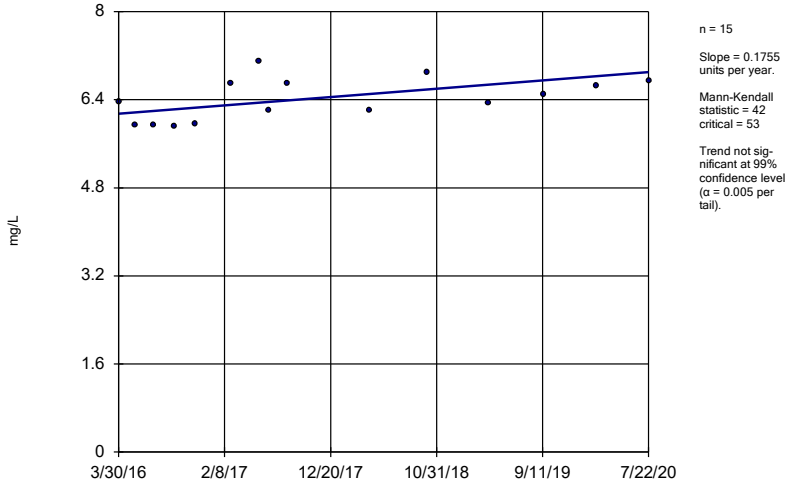

n = 15

Slope = 0.1755 units per year.

Mann-Kendall statistic = 42 critical = 53

Trend not significant at 99% confidence level (α = 0.005 per tail).

Constituent: Chloride Analysis Run 10/20/2020 1:41 PM View: Appendix III - Trend Tests

Plant Gaston Client: Southern Company Data: Gaston Ash Pond

Sen's Slope Estimator

GN-AP-MW-12

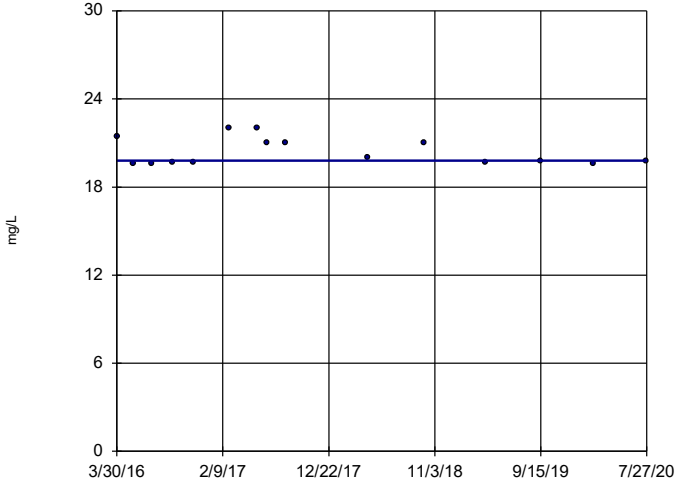

n = 15

Slope = 0 units per year.

Mann-Kendall statistic = -6
critical = -53

Trend not significant at 99% confidence level (α = 0.005 per tail).

Constituent: Chloride Analysis Run 10/20/2020 1:41 PM View: Appendix III - Trend Tests

Plant Gaston Client: Southern Company Data: Gaston Ash Pond

Sanitas™ v.9.6.27 Groundwater Stats Consulting. UG

Sen's Slope Estimator

GN-AP-MW-15R

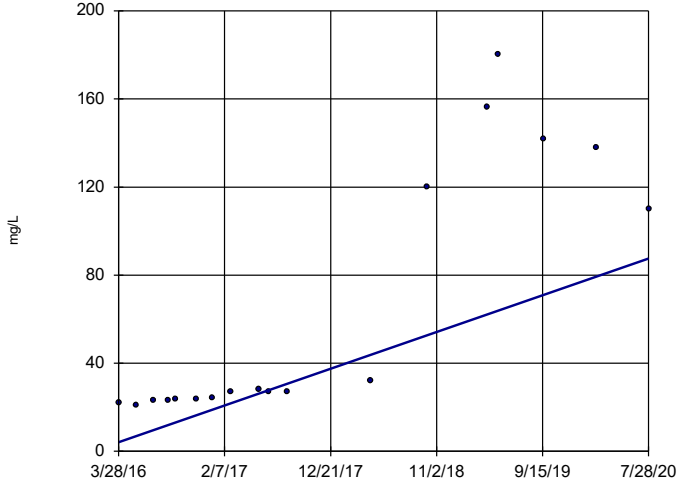

n = 18

Slope = 19.25 units per year.

Mann-Kendall statistic = 124
critical = 68

Increasing trend significant at 99% confidence level (α = 0.005 per tail).

Constituent: Chloride Analysis Run 10/20/2020 1:41 PM View: Appendix III - Trend Tests

Plant Gaston Client: Southern Company Data: Gaston Ash Pond

Sanitas™ v.9.6.27 Groundwater Stats Consulting. UG

Sen's Slope Estimator

GN-AP-MW-16

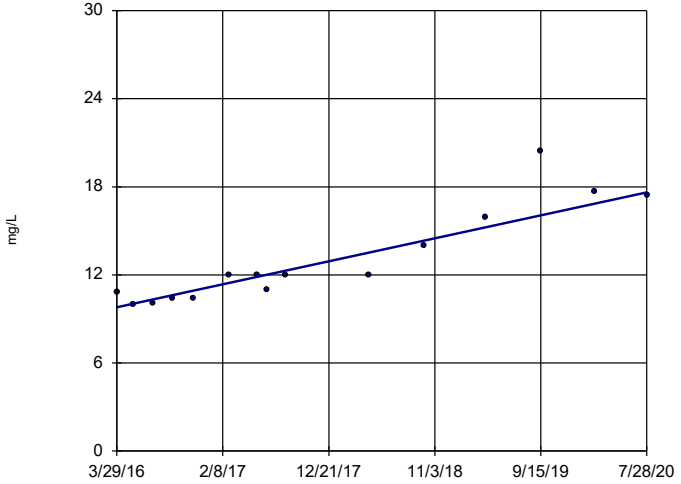

n = 15

Slope = 1.806 units per year.

Mann-Kendall statistic = 80
critical = 53

Increasing trend significant at 99% confidence level (α = 0.005 per tail).

Constituent: Chloride Analysis Run 10/20/2020 1:41 PM View: Appendix III - Trend Tests

Plant Gaston Client: Southern Company Data: Gaston Ash Pond

Sanitas™ v.9.6.27 Groundwater Stats Consulting. UG

Sen's Slope Estimator

GN-AP-MW-17

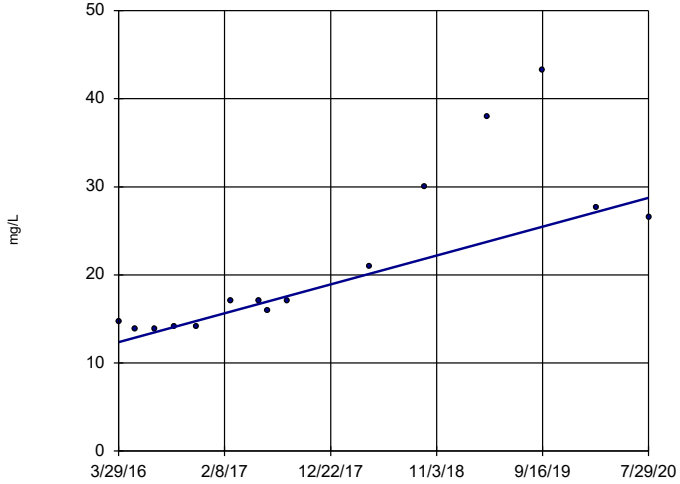

n = 15

Slope = 3.771 units per year.

Mann-Kendall statistic = 75
critical = 53

Increasing trend significant at 99% confidence level (α = 0.005 per tail).

Constituent: Chloride Analysis Run 10/20/2020 1:41 PM View: Appendix III - Trend Tests

Plant Gaston Client: Southern Company Data: Gaston Ash Pond

Sanitas™ v.9.6.27 Groundwater Stats Consulting. UG

Sen's Slope Estimator

GN-AP-MW-18

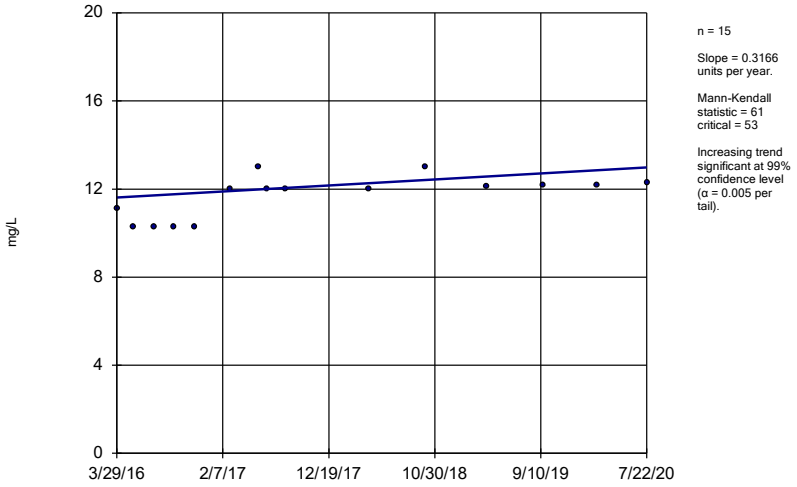

n = 15

Slope = 0.3166 units per year.

Mann-Kendall statistic = 61 critical = 53

Increasing trend significant at 99% confidence level (α = 0.005 per tail).

Constituent: Chloride Analysis Run 10/20/2020 1:41 PM View: Appendix III - Trend Tests

Plant Gaston Client: Southern Company Data: Gaston Ash Pond

Sanitas™ v.9.6.27 Groundwater Stats Consulting. UG

Hollow symbols indicate censored values.

Sen's Slope Estimator

GN-AP-MW-19

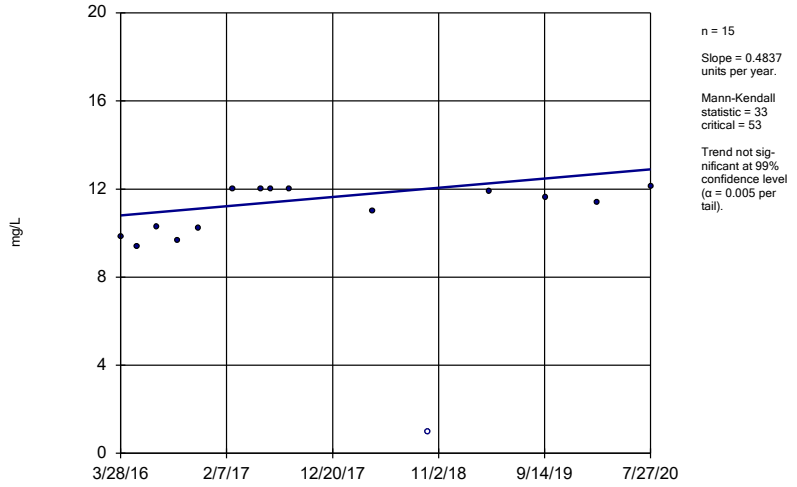

n = 15

Slope = 0.4837 units per year.

Mann-Kendall statistic = 33 critical = 53

Trend not significant at 99% confidence level (α = 0.005 per tail).

Constituent: Chloride Analysis Run 10/20/2020 1:41 PM View: Appendix III - Trend Tests

Plant Gaston Client: Southern Company Data: Gaston Ash Pond

Sanitas™ v.9.6.27 Groundwater Stats Consulting. UG

Hollow symbols indicate censored values.

Sen's Slope Estimator

GN-AP-MW-2 (bg)

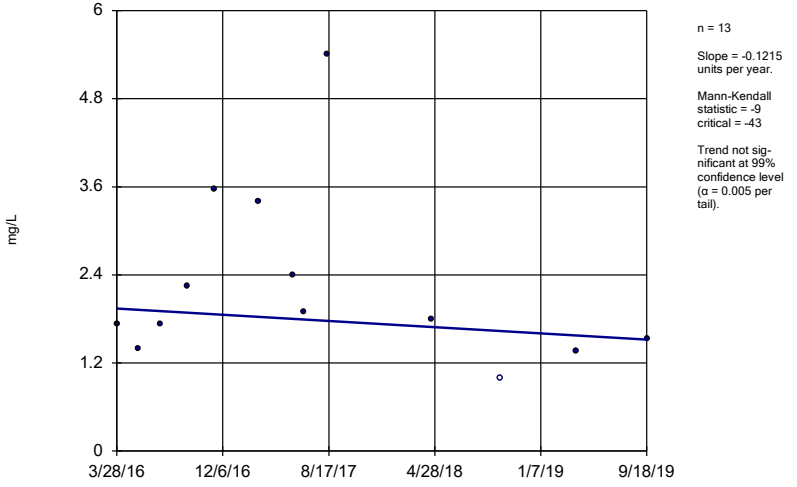

n = 13

Slope = -0.1215 units per year.

Mann-Kendall statistic = -9 critical = -43

Trend not significant at 99% confidence level (α = 0.005 per tail).

Constituent: Chloride Analysis Run 10/20/2020 1:41 PM View: Appendix III - Trend Tests

Plant Gaston Client: Southern Company Data: Gaston Ash Pond

Sanitas™ v.9.6.27 Groundwater Stats Consulting. UG

Sen's Slope Estimator

GN-AP-MW-20

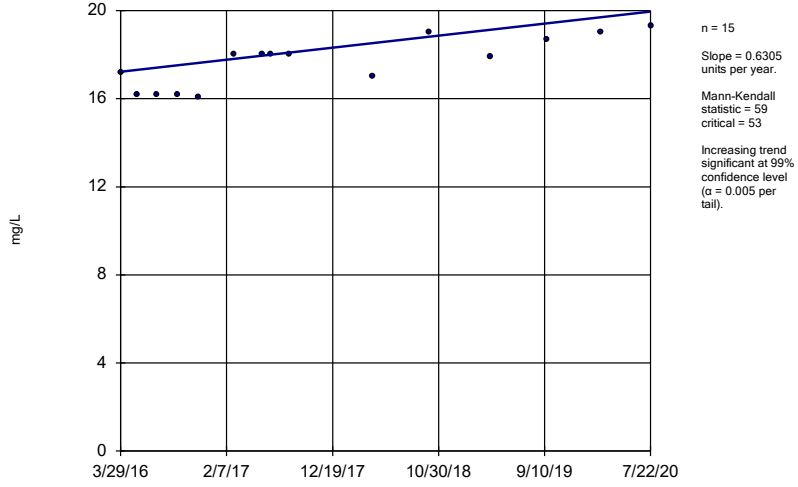

n = 15

Slope = 0.6305 units per year.

Mann-Kendall statistic = 59 critical = 53

Increasing trend significant at 99% confidence level (α = 0.005 per tail).

Constituent: Chloride Analysis Run 10/20/2020 1:41 PM View: Appendix III - Trend Tests

Plant Gaston Client: Southern Company Data: Gaston Ash Pond

Sen's Slope Estimator

GN-AP-MW-21

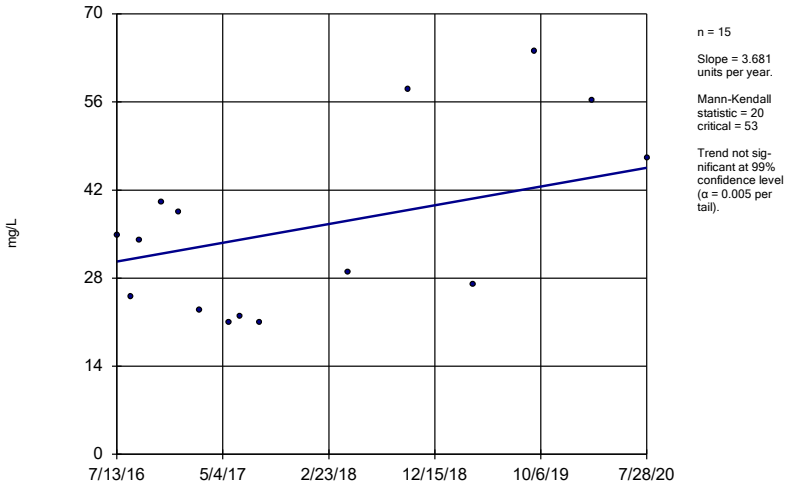

n = 15

Slope = 3.681 units per year.

Mann-Kendall statistic = 20 critical = 53

Trend not significant at 99% confidence level (α = 0.005 per tail).

Constituent: Chloride Analysis Run 10/20/2020 1:41 PM View: Appendix III - Trend Tests

Plant Gaston Client: Southern Company Data: Gaston Ash Pond

Sanitas™ v.9.6.27 Groundwater Stats Consulting. UG

Sen's Slope Estimator

GN-AP-MW-22

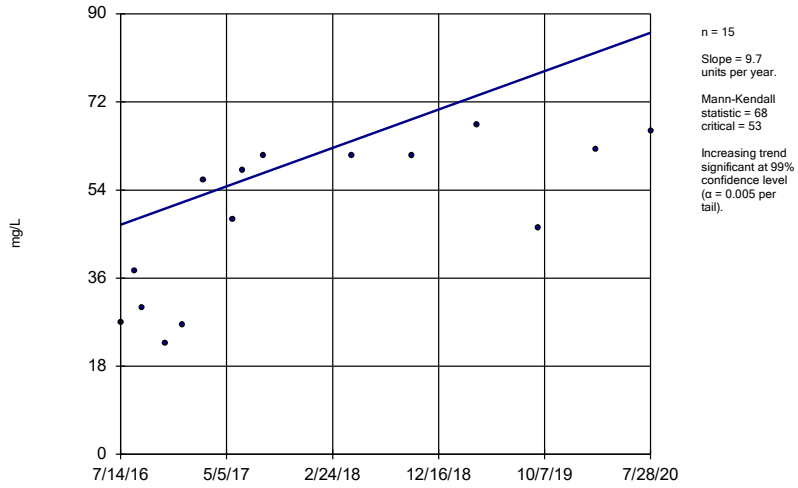

n = 15

Slope = 9.7 units per year.

Mann-Kendall statistic = 68 critical = 53

Increasing trend significant at 99% confidence level (α = 0.005 per tail).

Constituent: Chloride Analysis Run 10/20/2020 1:41 PM View: Appendix III - Trend Tests

Plant Gaston Client: Southern Company Data: Gaston Ash Pond

Sanitas™ v.9.6.27 Groundwater Stats Consulting. UG

Sen's Slope Estimator

GN-AP-MW-3 (bg)

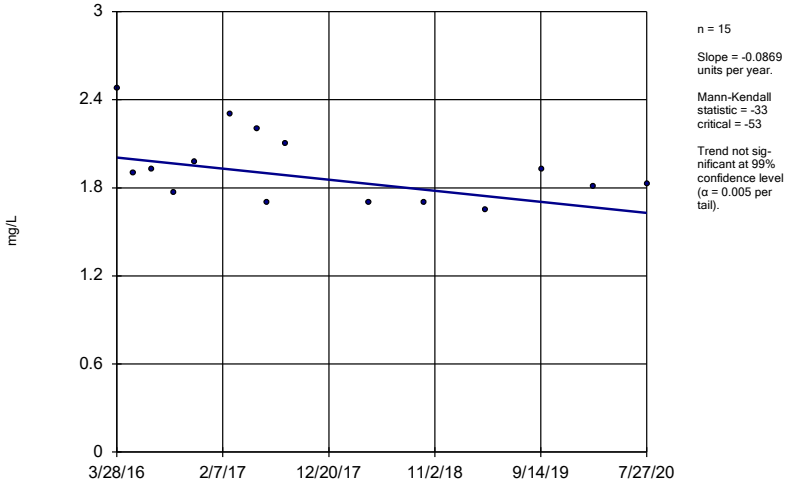

n = 15

Slope = -0.0869 units per year.

Mann-Kendall statistic = -33 critical = -53

Trend not significant at 99% confidence level (α = 0.005 per tail).

Constituent: Chloride Analysis Run 10/20/2020 1:41 PM View: Appendix III - Trend Tests

Plant Gaston Client: Southern Company Data: Gaston Ash Pond

Sanitas™ v.9.6.27 Groundwater Stats Consulting. UG

Sen's Slope Estimator

GN-AP-MW-4

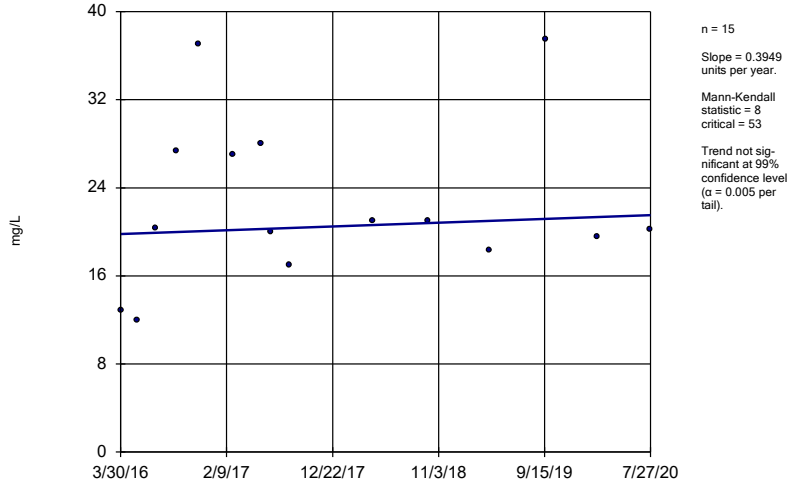

n = 15

Slope = 0.3949 units per year.

Mann-Kendall statistic = 8 critical = 53

Trend not significant at 99% confidence level (α = 0.005 per tail).

Constituent: Chloride Analysis Run 10/20/2020 1:41 PM View: Appendix III - Trend Tests

Plant Gaston Client: Southern Company Data: Gaston Ash Pond

Sen's Slope Estimator

GN-AP-MW-5

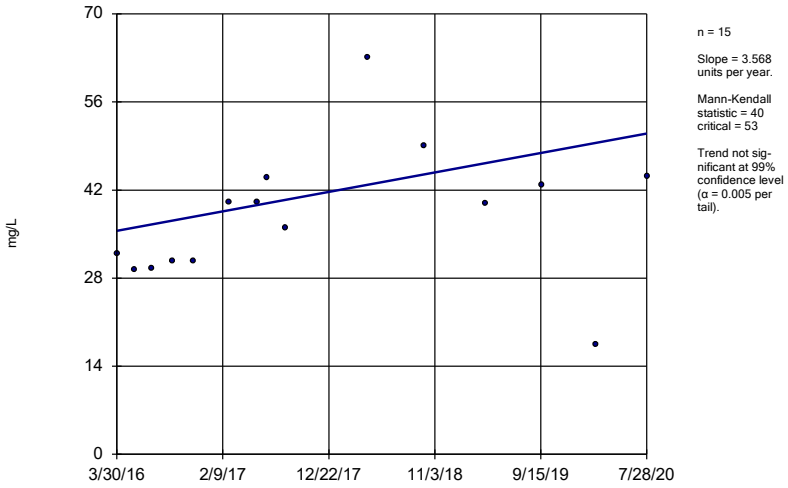

n = 15

Slope = 3.568 units per year.

Mann-Kendall statistic = 40 critical = 53

Trend not significant at 99% confidence level (α = 0.005 per tail).

Constituent: Chloride Analysis Run 10/20/2020 1:41 PM View: Appendix III - Trend Tests

Plant Gaston Client: Southern Company Data: Gaston Ash Pond

Sanitas™ v.9.6.27 Groundwater Stats Consulting. UG

Sen's Slope Estimator

GN-AP-MW-6

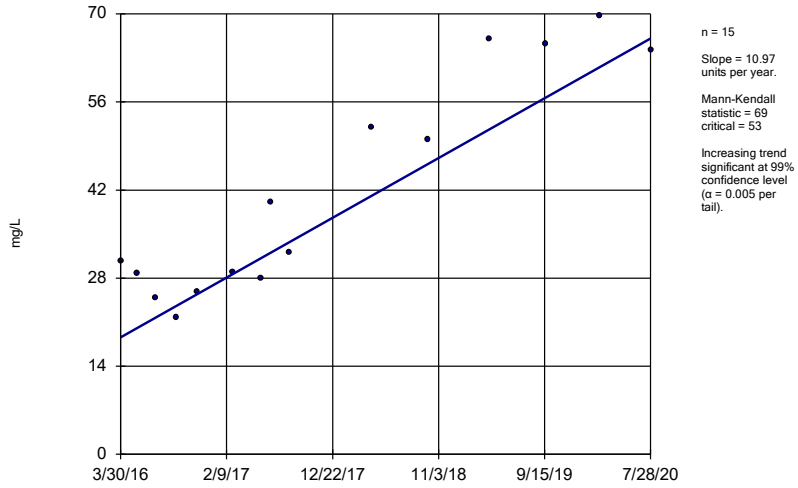

n = 15

Slope = 10.97 units per year.

Mann-Kendall statistic = 69 critical = 53

Increasing trend significant at 99% confidence level (α = 0.005 per tail).

Constituent: Chloride Analysis Run 10/20/2020 1:41 PM View: Appendix III - Trend Tests

Plant Gaston Client: Southern Company Data: Gaston Ash Pond

Sanitas™ v.9.6.27 Groundwater Stats Consulting. UG

Sen's Slope Estimator

GN-AP-MW-7

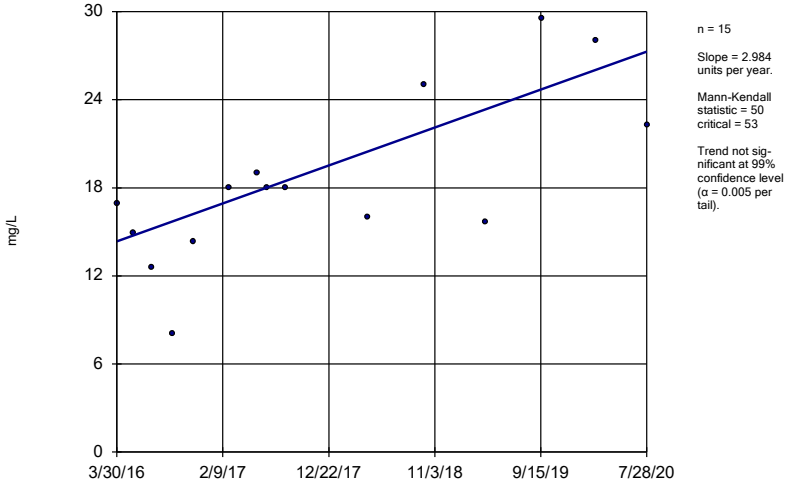

n = 15

Slope = 2.984 units per year.

Mann-Kendall statistic = 50 critical = 53

Trend not significant at 99% confidence level (α = 0.005 per tail).

Constituent: Chloride Analysis Run 10/20/2020 1:41 PM View: Appendix III - Trend Tests

Plant Gaston Client: Southern Company Data: Gaston Ash Pond

Sanitas™ v.9.6.27 Groundwater Stats Consulting. UG

Sen's Slope Estimator

GN-AP-MW-9

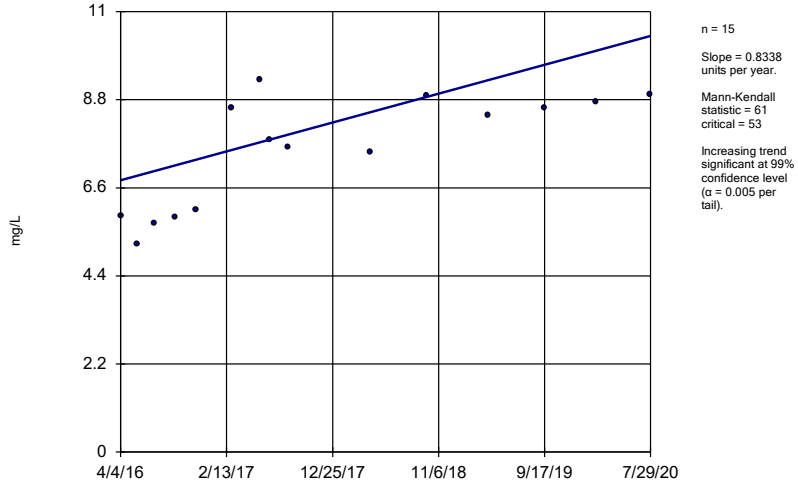

n = 15

Slope = 0.8338 units per year.

Mann-Kendall statistic = 61 critical = 53

Increasing trend significant at 99% confidence level (α = 0.005 per tail).

Constituent: Chloride Analysis Run 10/20/2020 1:41 PM View: Appendix III - Trend Tests

Plant Gaston Client: Southern Company Data: Gaston Ash Pond

Sanitas™ v.9.6.27 Groundwater Stats Consulting. UG

Sen's Slope Estimator

GN-AP-MW-16

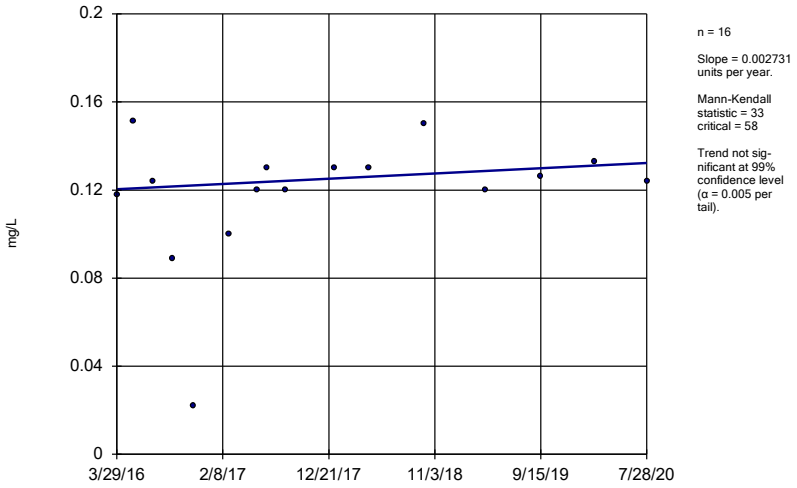

n = 16

Slope = 0.002731 units per year.

Mann-Kendall statistic = 33 critical = 58

Trend not significant at 99% confidence level (α = 0.005 per tail).

Constituent: Fluoride Analysis Run 10/20/2020 1:41 PM View: Appendix III - Trend Tests

Plant Gaston Client: Southern Company Data: Gaston Ash Pond

Sanitas™ v.9.6.27 Groundwater Stats Consulting. UG

Sen's Slope Estimator

GN-AP-MW-17

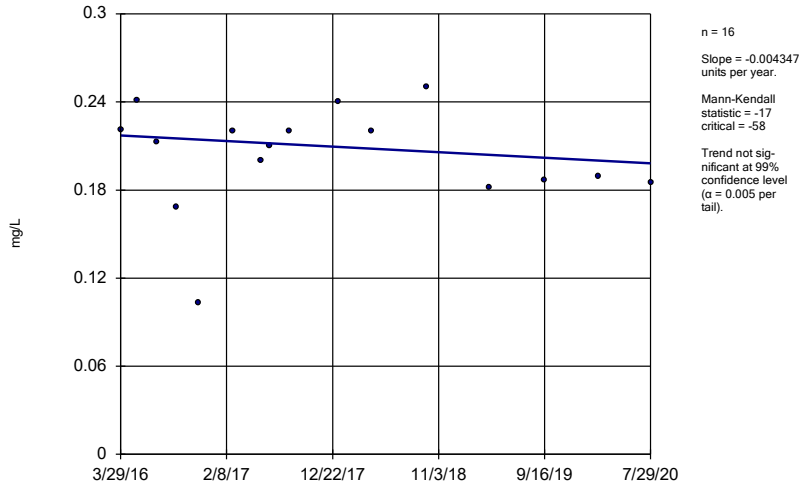

n = 16

Slope = -0.004347 units per year.

Mann-Kendall statistic = -17 critical = -58

Trend not significant at 99% confidence level (α = 0.005 per tail).

Constituent: Fluoride Analysis Run 10/20/2020 1:41 PM View: Appendix III - Trend Tests

Plant Gaston Client: Southern Company Data: Gaston Ash Pond

Sanitas™ v.9.6.27 Groundwater Stats Consulting. UG

Hollow symbols indicate censored values.

Sen's Slope Estimator

GN-AP-MW-2 (bg)

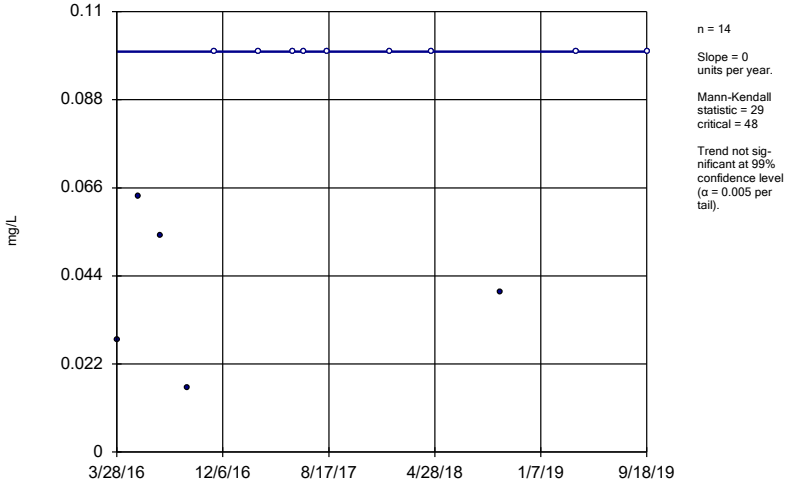

n = 14

Slope = 0 units per year.

Mann-Kendall statistic = 29 critical = 48

Trend not significant at 99% confidence level (α = 0.005 per tail).

Constituent: Fluoride Analysis Run 10/20/2020 1:41 PM View: Appendix III - Trend Tests

Plant Gaston Client: Southern Company Data: Gaston Ash Pond

Sanitas™ v.9.6.27 Groundwater Stats Consulting. UG

Hollow symbols indicate censored values.

Sen's Slope Estimator

GN-AP-MW-3 (bg)

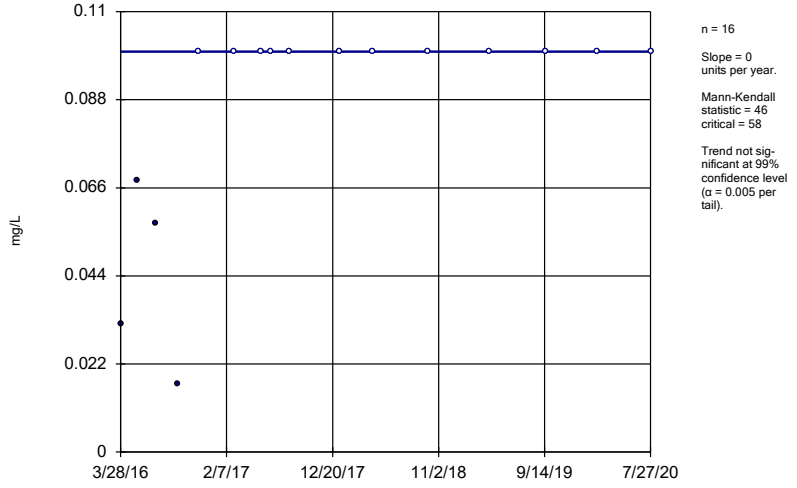

n = 16

Slope = 0 units per year.

Mann-Kendall statistic = 46 critical = 58

Trend not significant at 99% confidence level (α = 0.005 per tail).

Constituent: Fluoride Analysis Run 10/20/2020 1:41 PM View: Appendix III - Trend Tests

Plant Gaston Client: Southern Company Data: Gaston Ash Pond

Sanitas™ v.9.6.27 Groundwater Stats Consulting. UG
Hollow symbols indicate censored values.

Sen's Slope Estimator

GN-AP-MW-9

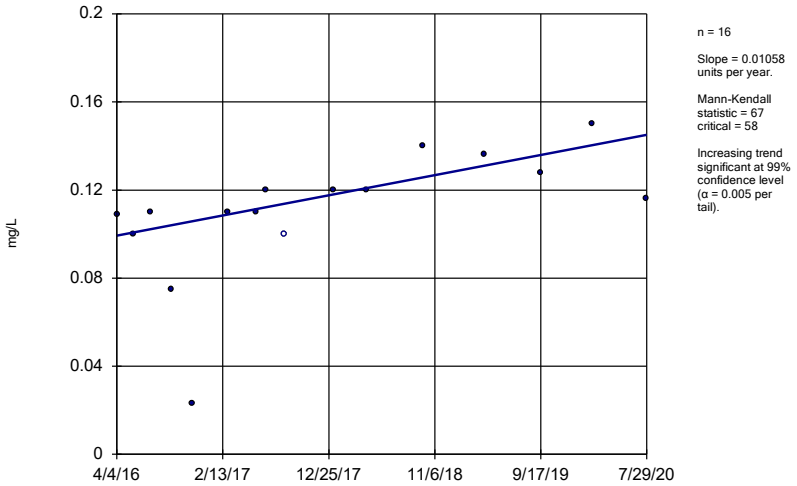

n = 16

Slope = 0.01058 units per year.

Mann-Kendall statistic = 67
critical = 58

Increasing trend significant at 99% confidence level (α = 0.005 per tail).

Constituent: Fluoride Analysis Run 10/20/2020 1:41 PM View: Appendix III - Trend Tests
Plant Gaston Client: Southern Company Data: Gaston Ash Pond

Sanitas™ v.9.6.27 Groundwater Stats Consulting. UG

Sen's Slope Estimator

GN-AP-MW-12

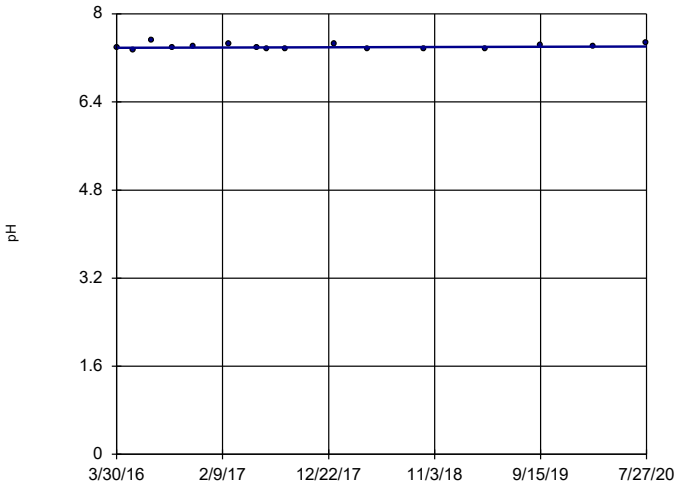

n = 16

Slope = 0.00586 units per year.

Mann-Kendall statistic = 12
critical = 58

Trend not significant at 99% confidence level (α = 0.005 per tail).

Constituent: pH Analysis Run 10/20/2020 1:41 PM View: Appendix III - Trend Tests
Plant Gaston Client: Southern Company Data: Gaston Ash Pond

Sanitas™ v.9.6.27 Groundwater Stats Consulting. UG

Sen's Slope Estimator

GN-AP-MW-13

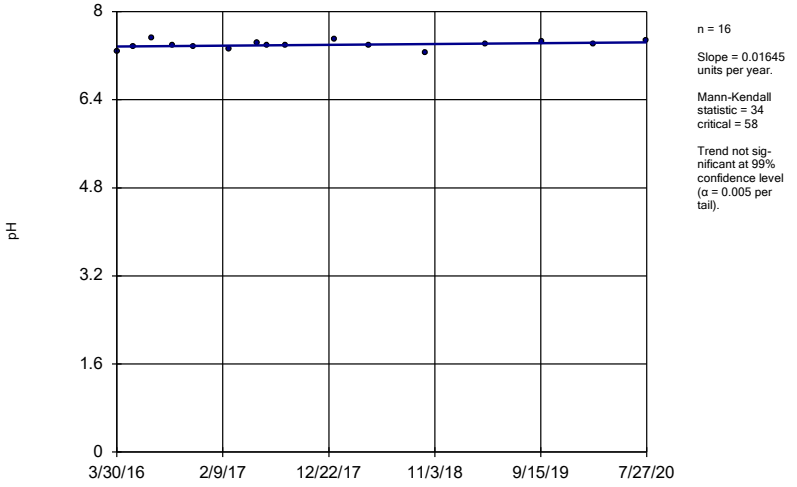

n = 16

Slope = 0.01645 units per year.

Mann-Kendall statistic = 34
critical = 58

Trend not significant at 99% confidence level (α = 0.005 per tail).

Constituent: pH Analysis Run 10/20/2020 1:41 PM View: Appendix III - Trend Tests
Plant Gaston Client: Southern Company Data: Gaston Ash Pond

Sanitas™ v.9.6.27 Groundwater Stats Consulting. UG

Sen's Slope Estimator

GN-AP-MW-14

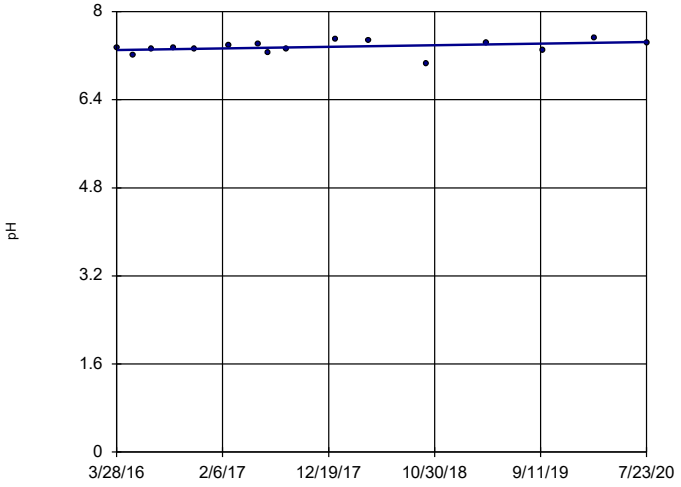

n = 16

Slope = 0.03452 units per year.

Mann-Kendall statistic = 37
critical = 58

Trend not significant at 99% confidence level (α = 0.005 per tail).

Constituent: pH Analysis Run 10/20/2020 1:41 PM View: Appendix III - Trend Tests
Plant Gaston Client: Southern Company Data: Gaston Ash Pond

Sen's Slope Estimator

GN-AP-MW-15R

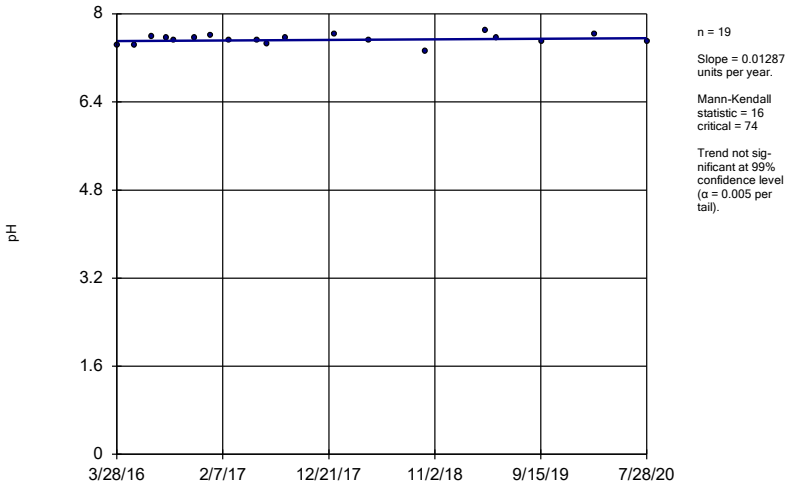

n = 19

Slope = 0.01287 units per year.

Mann-Kendall statistic = 16 critical = 74

Trend not significant at 99% confidence level (α = 0.005 per tail).

Constituent: pH Analysis Run 10/20/2020 1:42 PM View: Appendix III - Trend Tests

Plant Gaston Client: Southern Company Data: Gaston Ash Pond

Sanitas™ v.9.6.27 Groundwater Stats Consulting. UG

Sen's Slope Estimator

GN-AP-MW-16

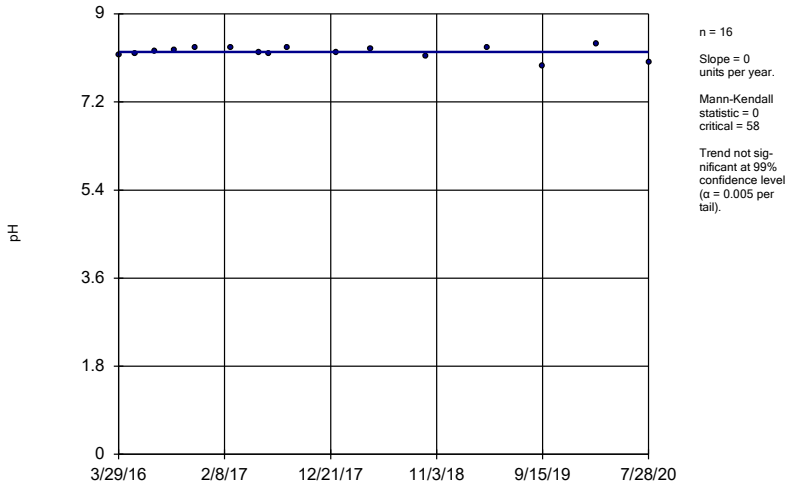

n = 16

Slope = 0 units per year.

Mann-Kendall statistic = 0 critical = 58

Trend not significant at 99% confidence level (α = 0.005 per tail).

Constituent: pH Analysis Run 10/20/2020 1:42 PM View: Appendix III - Trend Tests

Plant Gaston Client: Southern Company Data: Gaston Ash Pond

Sanitas™ v.9.6.27 Groundwater Stats Consulting. UG

Sen's Slope Estimator

GN-AP-MW-17

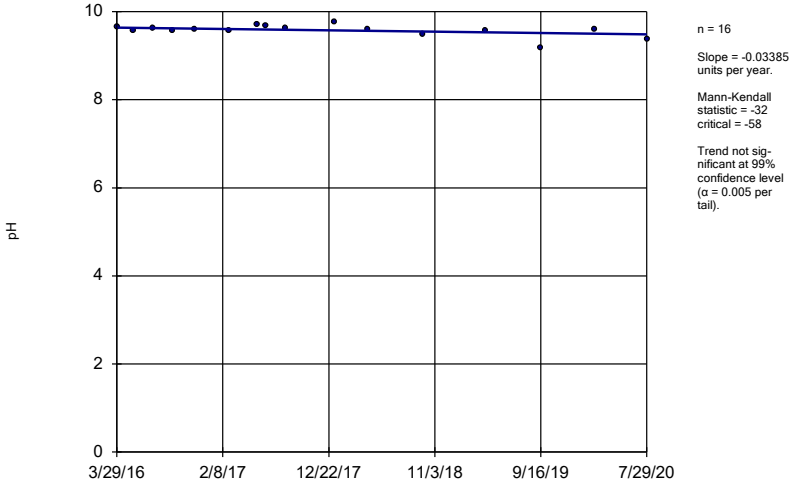

n = 16

Slope = -0.03385 units per year.

Mann-Kendall statistic = -32 critical = -58

Trend not significant at 99% confidence level (α = 0.005 per tail).

Constituent: pH Analysis Run 10/20/2020 1:42 PM View: Appendix III - Trend Tests

Plant Gaston Client: Southern Company Data: Gaston Ash Pond

Sanitas™ v.9.6.27 Groundwater Stats Consulting. UG

Sen's Slope Estimator

GN-AP-MW-18

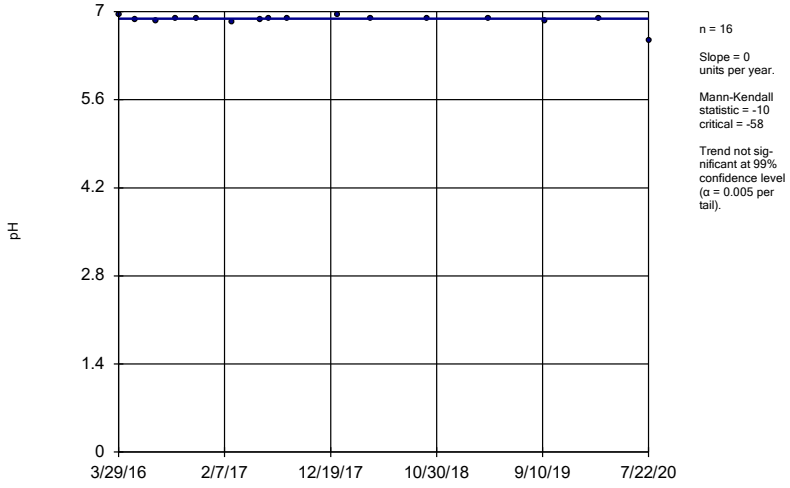

n = 16

Slope = 0 units per year.

Mann-Kendall statistic = -10 critical = -58

Trend not significant at 99% confidence level (α = 0.005 per tail).

Constituent: pH Analysis Run 10/20/2020 1:42 PM View: Appendix III - Trend Tests

Plant Gaston Client: Southern Company Data: Gaston Ash Pond

Sen's Slope Estimator

GN-AP-MW-2 (bg)

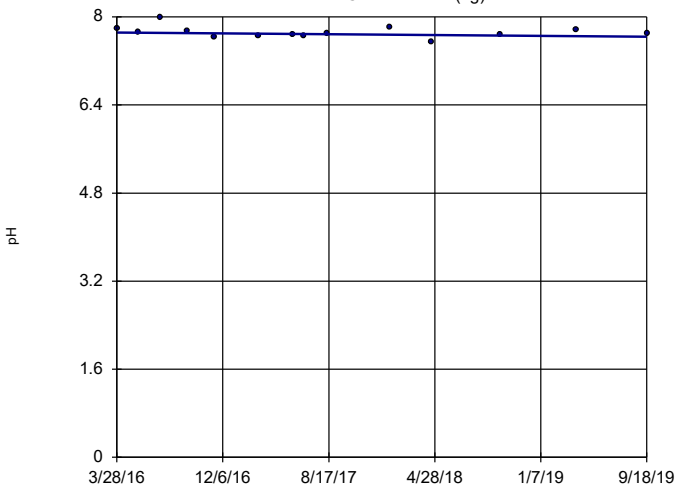

n = 14

Slope = -0.02103 units per year.

Mann-Kendall statistic = -11
critical = -48

Trend not significant at 99% confidence level (α = 0.005 per tail).

Constituent: pH Analysis Run 10/20/2020 1:42 PM View: Appendix III - Trend Tests
Plant Gaston Client: Southern Company Data: Gaston Ash Pond

Sanitas™ v.9.6.27 Groundwater Stats Consulting. UG

Sen's Slope Estimator

GN-AP-MW-22

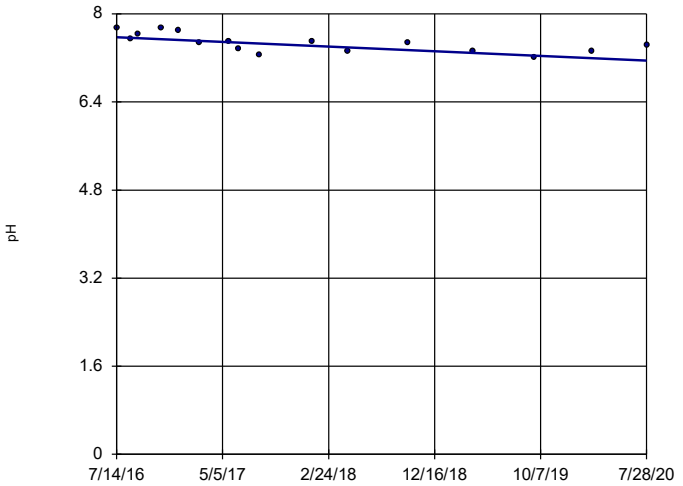

n = 16

Slope = -0.1056 units per year.

Mann-Kendall statistic = -71
critical = -58

Decreasing trend significant at 99% confidence level (α = 0.005 per tail).

Constituent: pH Analysis Run 10/20/2020 1:42 PM View: Appendix III - Trend Tests
Plant Gaston Client: Southern Company Data: Gaston Ash Pond

Sanitas™ v.9.6.27 Groundwater Stats Consulting. UG

Sen's Slope Estimator

GN-AP-MW-3 (bg)

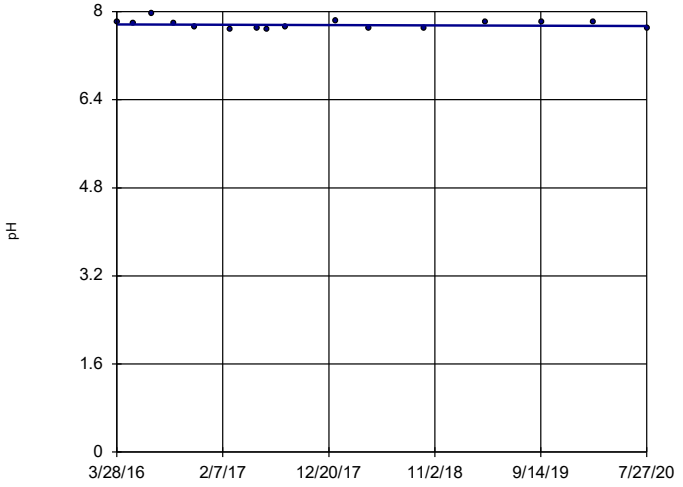

n = 16

Slope = -0.006197 units per year.

Mann-Kendall statistic = -13
critical = -58

Trend not significant at 99% confidence level (α = 0.005 per tail).

Constituent: pH Analysis Run 10/20/2020 1:42 PM View: Appendix III - Trend Tests
Plant Gaston Client: Southern Company Data: Gaston Ash Pond

Sanitas™ v.9.6.27 Groundwater Stats Consulting. UG

Sen's Slope Estimator

GN-AP-MW-4

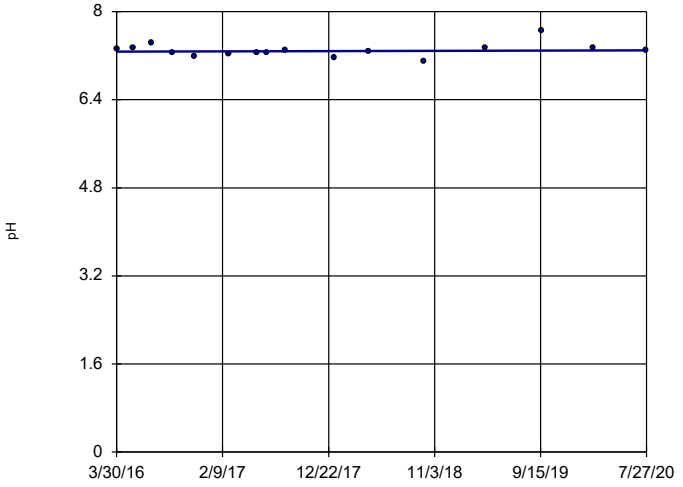

n = 16

Slope = 0.00483 units per year.

Mann-Kendall statistic = 6
critical = 58

Trend not significant at 99% confidence level (α = 0.005 per tail).

Constituent: pH Analysis Run 10/20/2020 1:42 PM View: Appendix III - Trend Tests
Plant Gaston Client: Southern Company Data: Gaston Ash Pond

Sen's Slope Estimator

GN-AP-MW-7

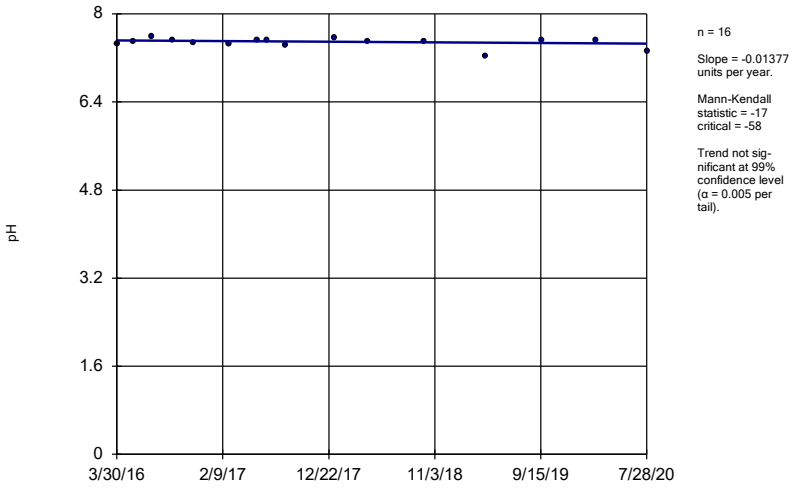

n = 16

Slope = -0.01377 units per year.

Mann-Kendall statistic = -17
critical = -58

Trend not significant at 99% confidence level (α = 0.005 per tail).

Constituent: pH Analysis Run 10/20/2020 1:42 PM View: Appendix III - Trend Tests
Plant Gaston Client: Southern Company Data: Gaston Ash Pond

Sanitas™ v.9.6.27 Groundwater Stats Consulting. UG

Sen's Slope Estimator

GN-AP-MW-8

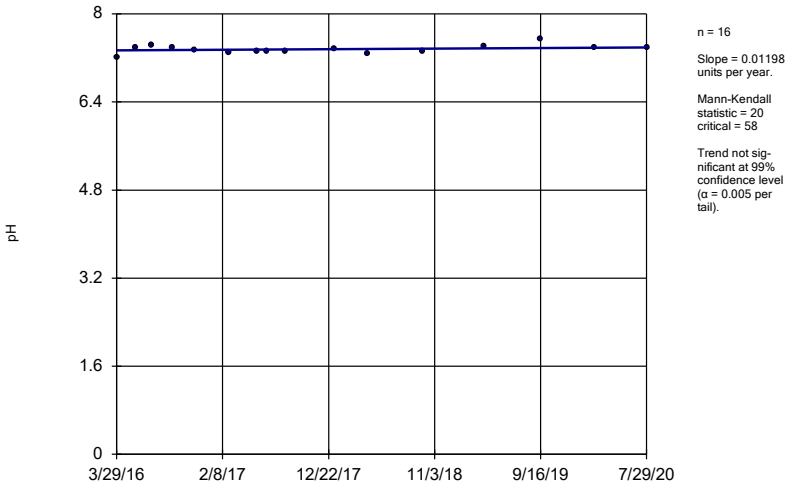

n = 16

Slope = 0.01198 units per year.

Mann-Kendall statistic = 20
critical = 58

Trend not significant at 99% confidence level (α = 0.005 per tail).

Constituent: pH Analysis Run 10/20/2020 1:42 PM View: Appendix III - Trend Tests
Plant Gaston Client: Southern Company Data: Gaston Ash Pond

Sanitas™ v.9.6.27 Groundwater Stats Consulting. UG

Sen's Slope Estimator

GN-AP-MW-11

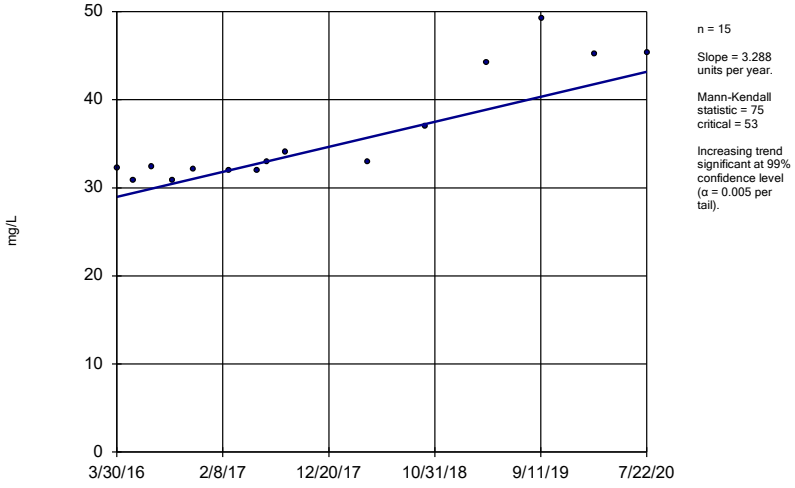

n = 15

Slope = 3.288 units per year.

Mann-Kendall statistic = 75
critical = 53

Increasing trend significant at 99% confidence level (α = 0.005 per tail).

Constituent: Sulfate Analysis Run 10/20/2020 1:42 PM View: Appendix III - Trend Tests
Plant Gaston Client: Southern Company Data: Gaston Ash Pond

Sanitas™ v.9.6.27 Groundwater Stats Consulting. UG

Sen's Slope Estimator

GN-AP-MW-12

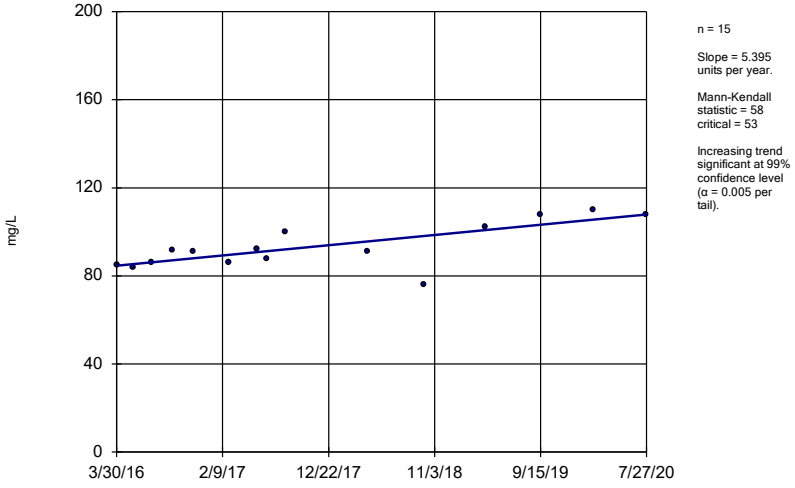

n = 15

Slope = 5.395 units per year.

Mann-Kendall statistic = 58
critical = 53

Increasing trend significant at 99% confidence level (α = 0.005 per tail).

Constituent: Sulfate Analysis Run 10/20/2020 1:42 PM View: Appendix III - Trend Tests
Plant Gaston Client: Southern Company Data: Gaston Ash Pond

Sen's Slope Estimator

GN-AP-MW-14

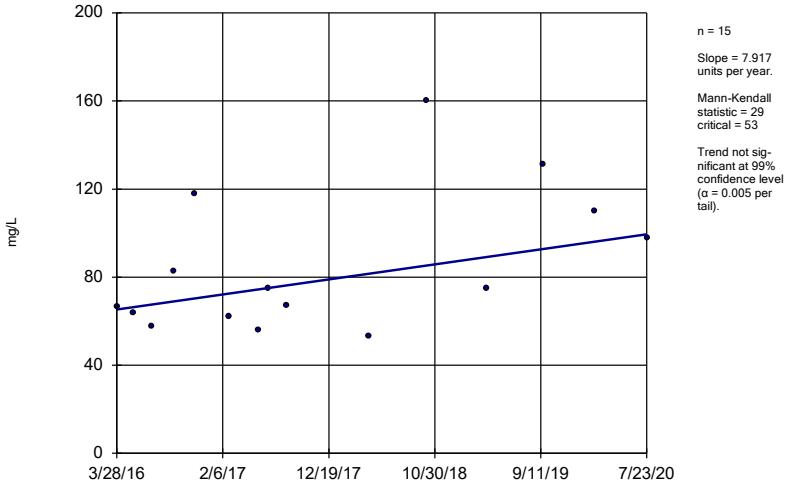

n = 15

Slope = 7.917 units per year.

Mann-Kendall statistic = 29 critical = 53

Trend not significant at 99% confidence level (α = 0.005 per tail).

Constituent: Sulfate Analysis Run 10/20/2020 1:42 PM View: Appendix III - Trend Tests

Plant Gaston Client: Southern Company Data: Gaston Ash Pond

Sanitas™ v.9.6.27 Groundwater Stats Consulting. UG

Sen's Slope Estimator

GN-AP-MW-15R

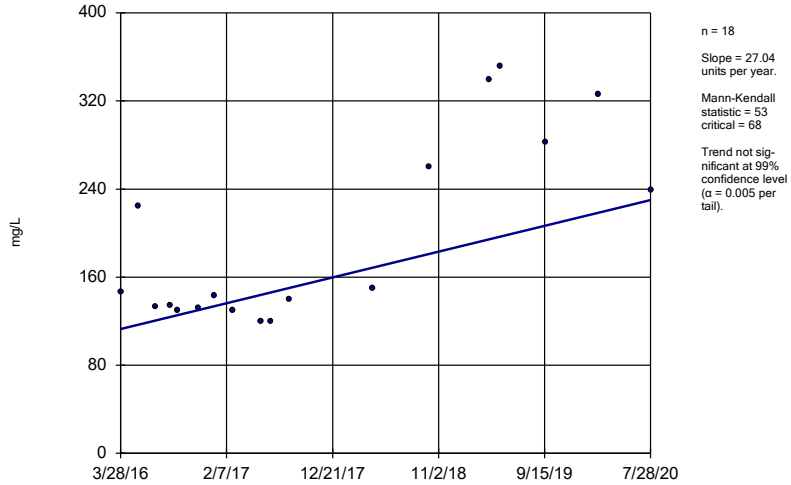

n = 18

Slope = 27.04 units per year.

Mann-Kendall statistic = 53 critical = 68

Trend not significant at 99% confidence level (α = 0.005 per tail).

Constituent: Sulfate Analysis Run 10/20/2020 1:42 PM View: Appendix III - Trend Tests

Plant Gaston Client: Southern Company Data: Gaston Ash Pond

Sanitas™ v.9.6.27 Groundwater Stats Consulting. UG

Sen's Slope Estimator

GN-AP-MW-16

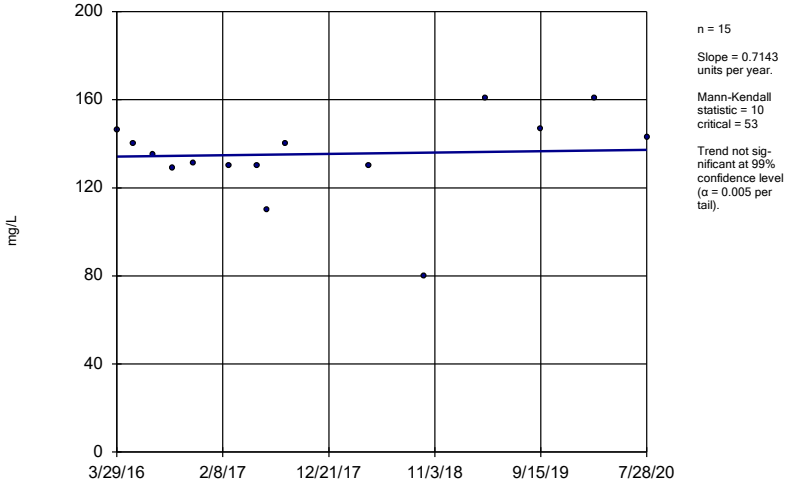

n = 15

Slope = 0.7143 units per year.

Mann-Kendall statistic = 10 critical = 53

Trend not significant at 99% confidence level (α = 0.005 per tail).

Constituent: Sulfate Analysis Run 10/20/2020 1:42 PM View: Appendix III - Trend Tests

Plant Gaston Client: Southern Company Data: Gaston Ash Pond

Sanitas™ v.9.6.27 Groundwater Stats Consulting. UG

Sen's Slope Estimator

GN-AP-MW-17

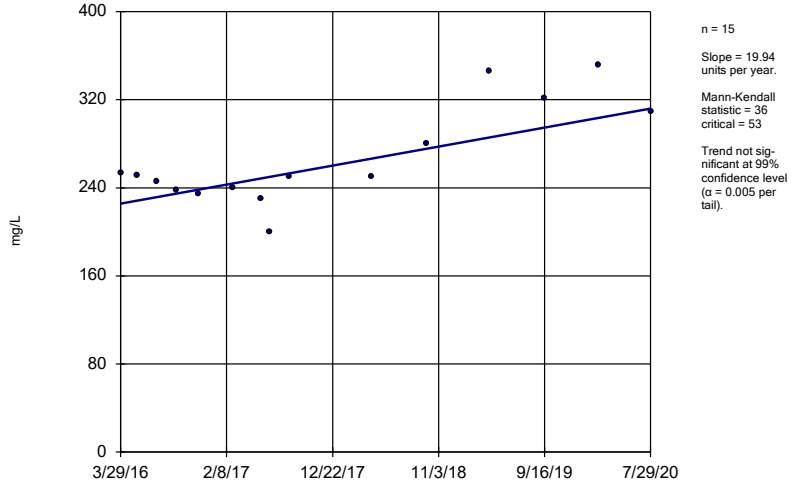

n = 15

Slope = 19.94 units per year.

Mann-Kendall statistic = 36 critical = 53

Trend not significant at 99% confidence level (α = 0.005 per tail).

Constituent: Sulfate Analysis Run 10/20/2020 1:42 PM View: Appendix III - Trend Tests

Plant Gaston Client: Southern Company Data: Gaston Ash Pond

Sen's Slope Estimator

GN-AP-MW-18

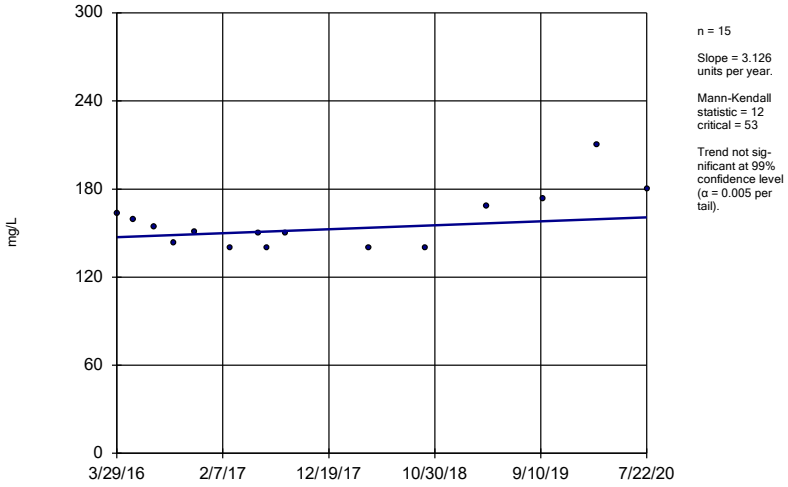

n = 15

Slope = 3.126 units per year.

Mann-Kendall statistic = 12 critical = 53

Trend not significant at 99% confidence level (α = 0.005 per tail).

Constituent: Sulfate Analysis Run 10/20/2020 1:42 PM View: Appendix III - Trend Tests

Plant Gaston Client: Southern Company Data: Gaston Ash Pond

Sanitas™ v.9.6.27 Groundwater Stats Consulting. UG

Sen's Slope Estimator

GN-AP-MW-19

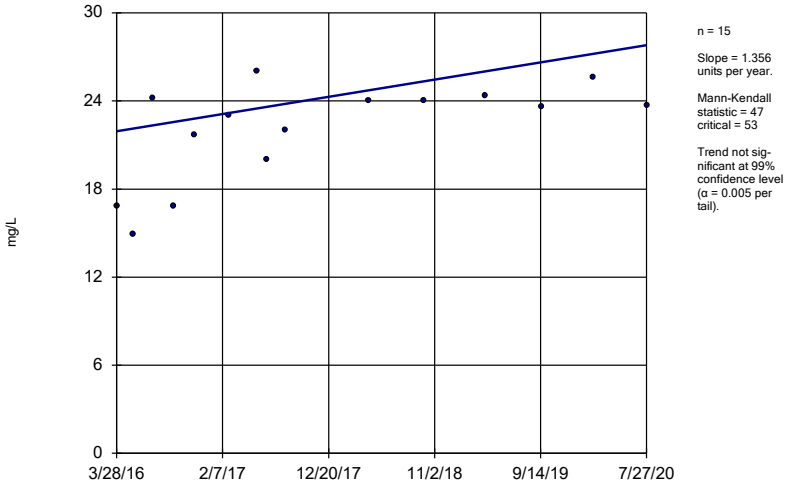

n = 15

Slope = 1.356 units per year.

Mann-Kendall statistic = 47 critical = 53

Trend not significant at 99% confidence level (α = 0.005 per tail).

Constituent: Sulfate Analysis Run 10/20/2020 1:42 PM View: Appendix III - Trend Tests

Plant Gaston Client: Southern Company Data: Gaston Ash Pond

Sanitas™ v.9.6.27 Groundwater Stats Consulting. UG

Hollow symbols indicate censored values.

Sen's Slope Estimator

GN-AP-MW-2 (bg)

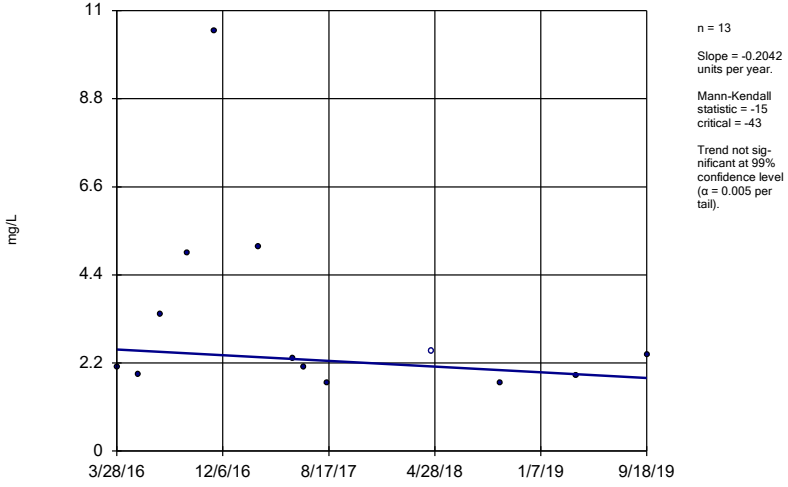

n = 13

Slope = -0.2042 units per year.

Mann-Kendall statistic = -15 critical = -43

Trend not significant at 99% confidence level (α = 0.005 per tail).

Constituent: Sulfate Analysis Run 10/20/2020 1:42 PM View: Appendix III - Trend Tests

Plant Gaston Client: Southern Company Data: Gaston Ash Pond

Sanitas™ v.9.6.27 Groundwater Stats Consulting. UG

Sen's Slope Estimator

GN-AP-MW-20

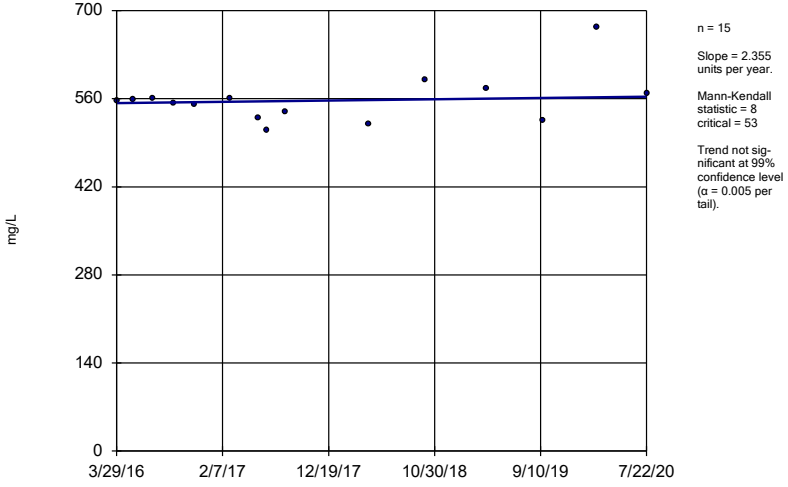

n = 15

Slope = 2.355 units per year.

Mann-Kendall statistic = 8 critical = 53

Trend not significant at 99% confidence level (α = 0.005 per tail).

Constituent: Sulfate Analysis Run 10/20/2020 1:42 PM View: Appendix III - Trend Tests

Plant Gaston Client: Southern Company Data: Gaston Ash Pond

Sen's Slope Estimator

GN-AP-MW-21

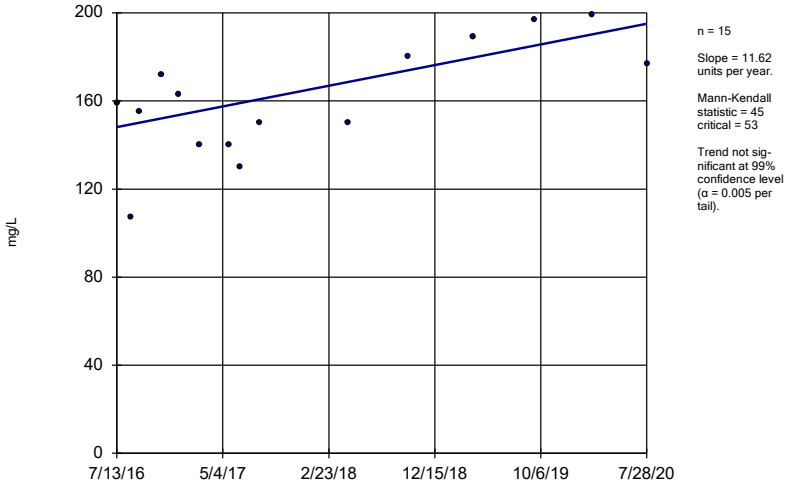

n = 15

Slope = 11.62 units per year.

Mann-Kendall statistic = 45 critical = 53

Trend not significant at 99% confidence level (α = 0.005 per tail).

Constituent: Sulfate Analysis Run 10/20/2020 1:42 PM View: Appendix III - Trend Tests

Plant Gaston Client: Southern Company Data: Gaston Ash Pond

Sanitas™ v.9.6.27 Groundwater Stats Consulting. UG

Sen's Slope Estimator

GN-AP-MW-22

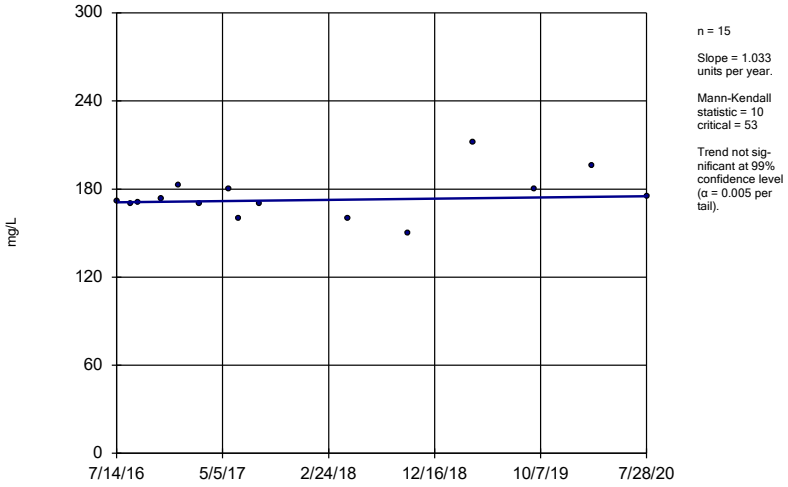

n = 15

Slope = 1.033 units per year.

Mann-Kendall statistic = 10 critical = 53

Trend not significant at 99% confidence level (α = 0.005 per tail).

Constituent: Sulfate Analysis Run 10/20/2020 1:42 PM View: Appendix III - Trend Tests

Plant Gaston Client: Southern Company Data: Gaston Ash Pond

Sanitas™ v.9.6.27 Groundwater Stats Consulting. UG

Sen's Slope Estimator

GN-AP-MW-3 (bg)

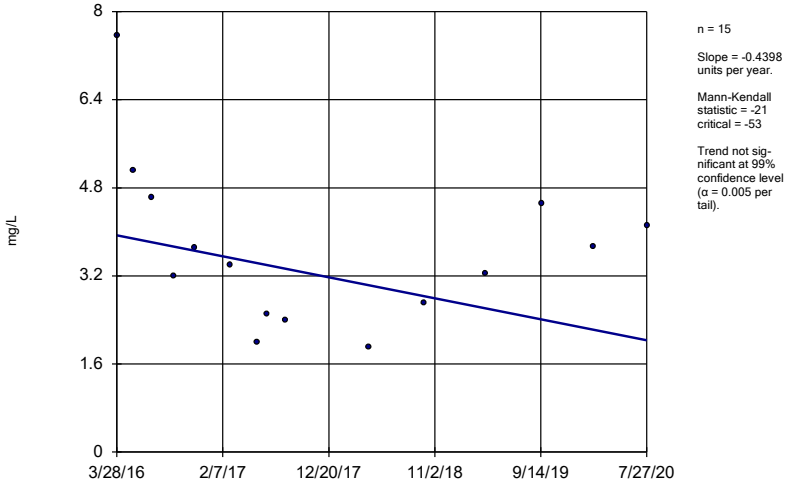

n = 15

Slope = -0.4398 units per year.

Mann-Kendall statistic = -21 critical = -53

Trend not significant at 99% confidence level (α = 0.005 per tail).

Constituent: Sulfate Analysis Run 10/20/2020 1:42 PM View: Appendix III - Trend Tests

Plant Gaston Client: Southern Company Data: Gaston Ash Pond

Sanitas™ v.9.6.27 Groundwater Stats Consulting. UG

Sen's Slope Estimator

GN-AP-MW-4

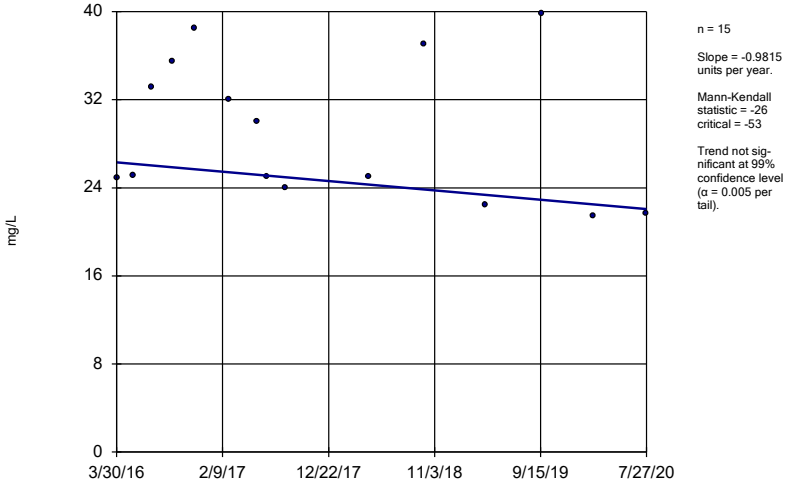

n = 15

Slope = -0.9815 units per year.

Mann-Kendall statistic = -26 critical = -53

Trend not significant at 99% confidence level (α = 0.005 per tail).

Constituent: Sulfate Analysis Run 10/20/2020 1:42 PM View: Appendix III - Trend Tests

Plant Gaston Client: Southern Company Data: Gaston Ash Pond

Sen's Slope Estimator

GN-AP-MW-5

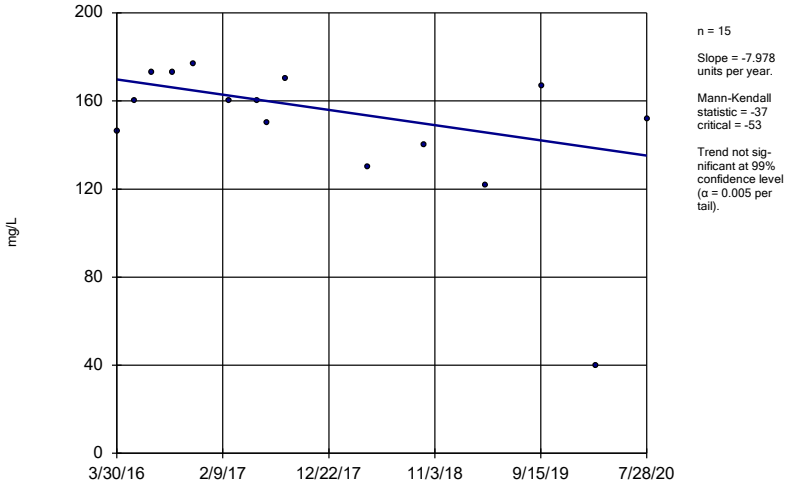

n = 15

Slope = -7.978 units per year.

Mann-Kendall statistic = -37
critical = -53

Trend not significant at 99% confidence level (α = 0.005 per tail).

Constituent: Sulfate Analysis Run 10/20/2020 1:42 PM View: Appendix III - Trend Tests

Plant Gaston Client: Southern Company Data: Gaston Ash Pond

Sanitas™ v.9.6.27 Groundwater Stats Consulting. UG

Sen's Slope Estimator

GN-AP-MW-6

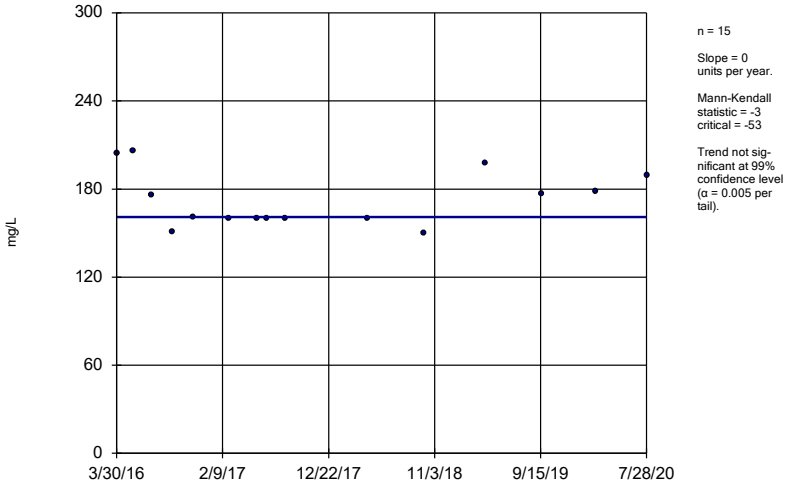

n = 15

Slope = 0 units per year.

Mann-Kendall statistic = -3
critical = -53

Trend not significant at 99% confidence level (α = 0.005 per tail).

Constituent: Sulfate Analysis Run 10/20/2020 1:42 PM View: Appendix III - Trend Tests

Plant Gaston Client: Southern Company Data: Gaston Ash Pond

Sanitas™ v.9.6.27 Groundwater Stats Consulting. UG

Sen's Slope Estimator

GN-AP-MW-7

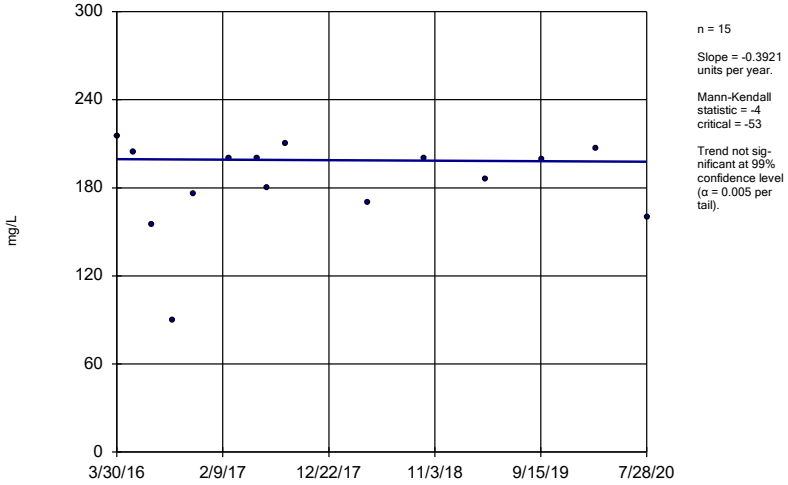

n = 15

Slope = -0.3921 units per year.

Mann-Kendall statistic = -4
critical = -53

Trend not significant at 99% confidence level (α = 0.005 per tail).

Constituent: Sulfate Analysis Run 10/20/2020 1:42 PM View: Appendix III - Trend Tests

Plant Gaston Client: Southern Company Data: Gaston Ash Pond

Sanitas™ v.9.6.27 Groundwater Stats Consulting. UG
Hollow symbols indicate censored values.

Sen's Slope Estimator

GN-AP-MW-9

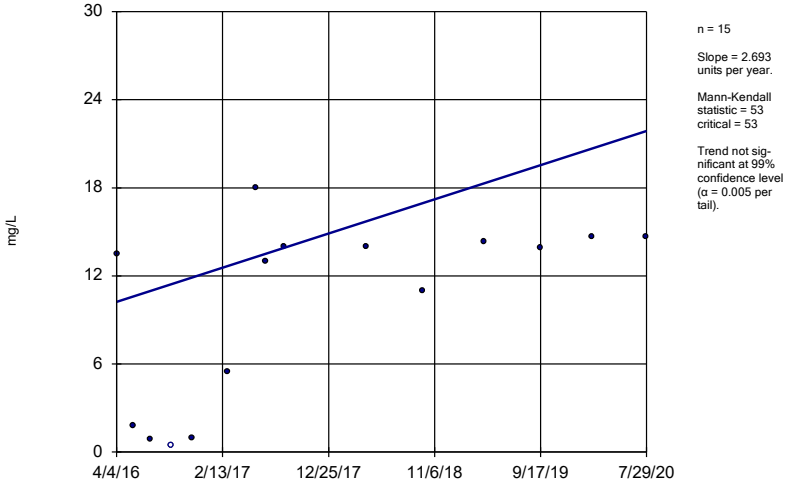

n = 15

Slope = 2.693 units per year.

Mann-Kendall statistic = 53
critical = 53

Trend not significant at 99% confidence level (α = 0.005 per tail).

Constituent: Sulfate Analysis Run 10/20/2020 1:42 PM View: Appendix III - Trend Tests

Plant Gaston Client: Southern Company Data: Gaston Ash Pond

Sen's Slope Estimator

GN-AP-MW-11

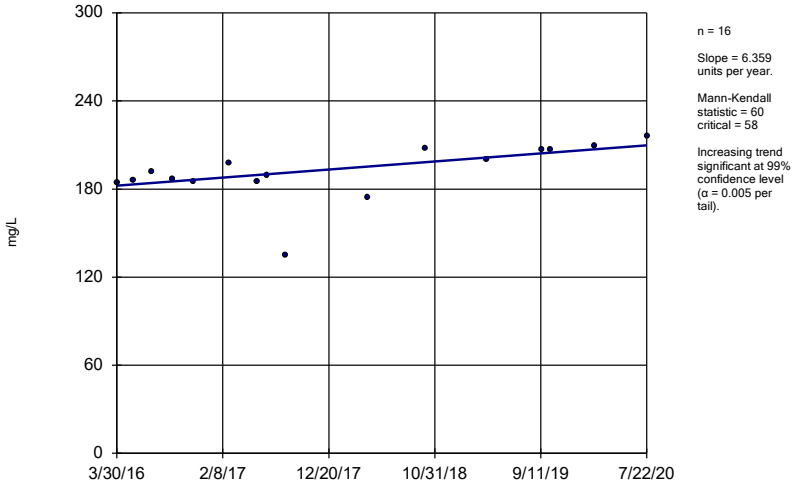

n = 16

Slope = 6.359 units per year.

Mann-Kendall statistic = 60 critical = 58

Increasing trend significant at 99% confidence level (α = 0.005 per tail).

Constituent: TDS Analysis Run 10/20/2020 1:42 PM View: Appendix III - Trend Tests

Plant Gaston Client: Southern Company Data: Gaston Ash Pond

Sanitas™ v.9.6.27 Groundwater Stats Consulting. UG

Sen's Slope Estimator

GN-AP-MW-12

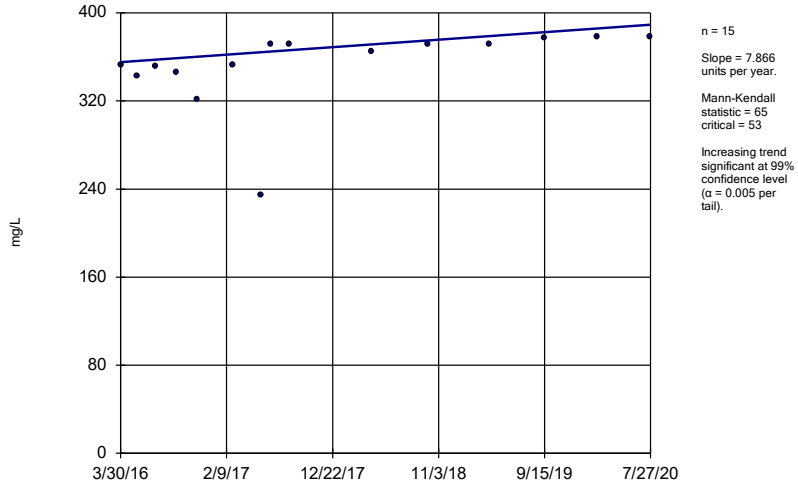

n = 15

Slope = 7.866 units per year.

Mann-Kendall statistic = 65 critical = 53

Increasing trend significant at 99% confidence level (α = 0.005 per tail).

Constituent: TDS Analysis Run 10/20/2020 1:42 PM View: Appendix III - Trend Tests

Plant Gaston Client: Southern Company Data: Gaston Ash Pond

Sanitas™ v.9.6.27 Groundwater Stats Consulting. UG

Sen's Slope Estimator

GN-AP-MW-13

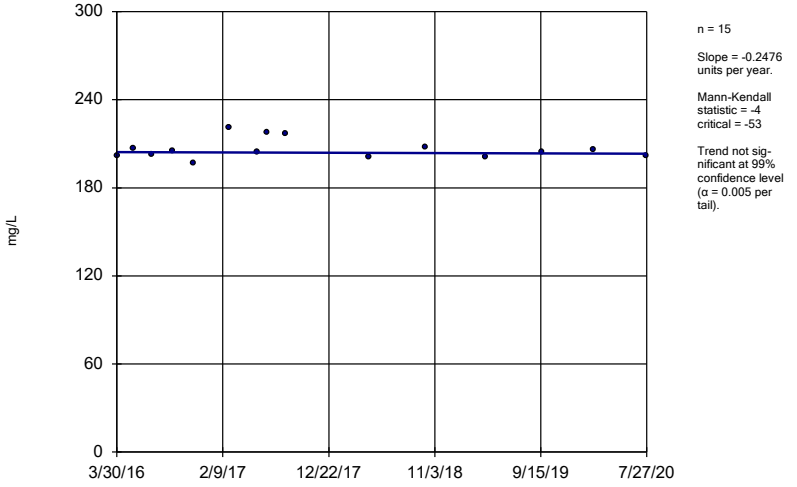

n = 15

Slope = -0.2476 units per year.

Mann-Kendall statistic = -4 critical = -53

Trend not significant at 99% confidence level (α = 0.005 per tail).

Constituent: TDS Analysis Run 10/20/2020 1:42 PM View: Appendix III - Trend Tests

Plant Gaston Client: Southern Company Data: Gaston Ash Pond

Sanitas™ v.9.6.27 Groundwater Stats Consulting. UG

Sen's Slope Estimator

GN-AP-MW-14

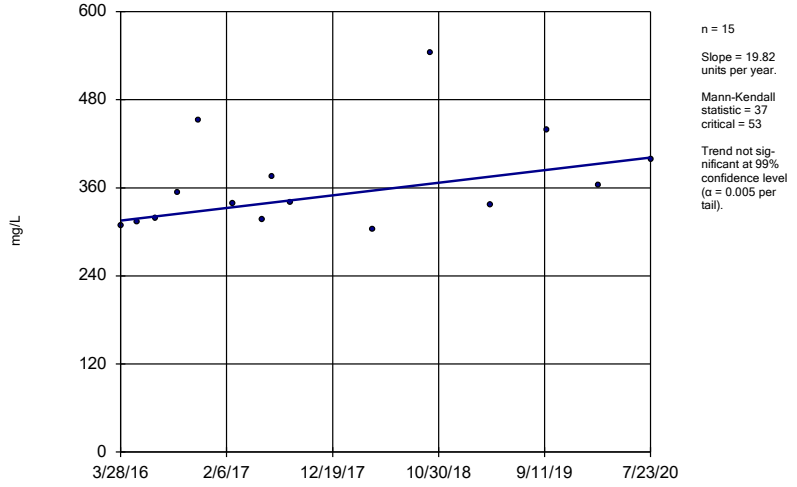

n = 15

Slope = 19.82 units per year.

Mann-Kendall statistic = 37 critical = 53

Trend not significant at 99% confidence level (α = 0.005 per tail).

Constituent: TDS Analysis Run 10/20/2020 1:42 PM View: Appendix III - Trend Tests

Plant Gaston Client: Southern Company Data: Gaston Ash Pond

Sen's Slope Estimator

GN-AP-MW-15R

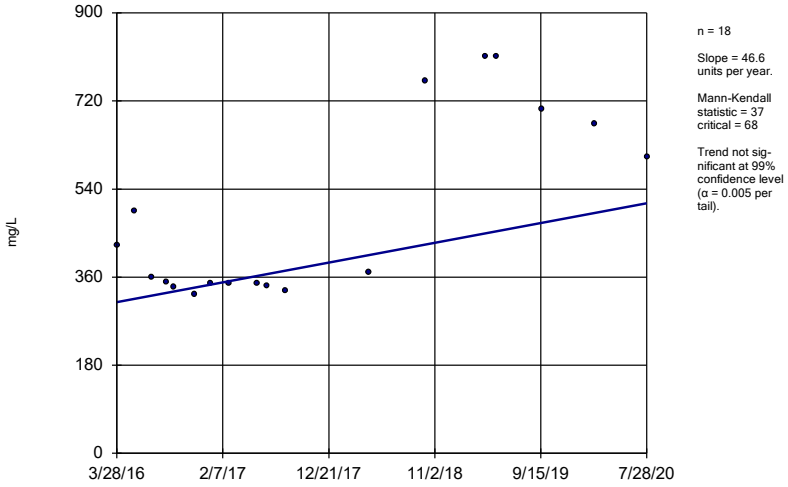

n = 18

Slope = 46.6 units per year.

Mann-Kendall statistic = 37 critical = 68

Trend not significant at 99% confidence level (α = 0.005 per tail).

Constituent: TDS Analysis Run 10/20/2020 1:42 PM View: Appendix III - Trend Tests

Plant Gaston Client: Southern Company Data: Gaston Ash Pond

Sanitas™ v.9.6.27 Groundwater Stats Consulting. UG

Sen's Slope Estimator

GN-AP-MW-16

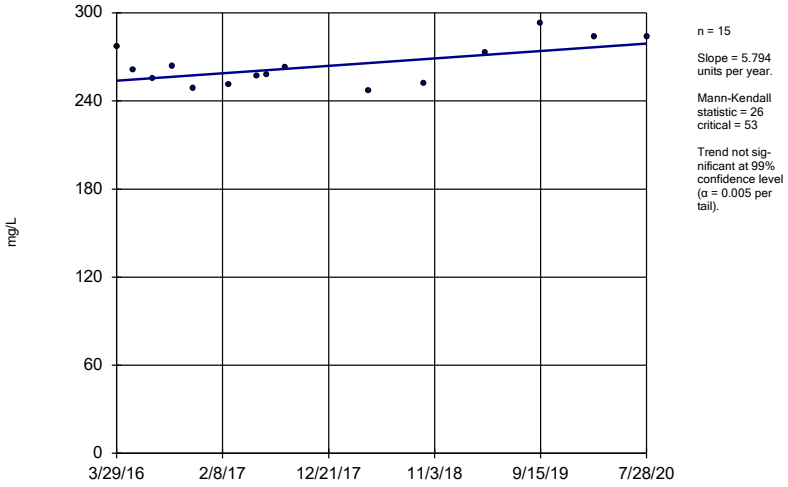

n = 15

Slope = 5.794 units per year.

Mann-Kendall statistic = 26 critical = 53

Trend not significant at 99% confidence level (α = 0.005 per tail).

Constituent: TDS Analysis Run 10/20/2020 1:42 PM View: Appendix III - Trend Tests

Plant Gaston Client: Southern Company Data: Gaston Ash Pond

Sanitas™ v.9.6.27 Groundwater Stats Consulting. UG

Sen's Slope Estimator

GN-AP-MW-17

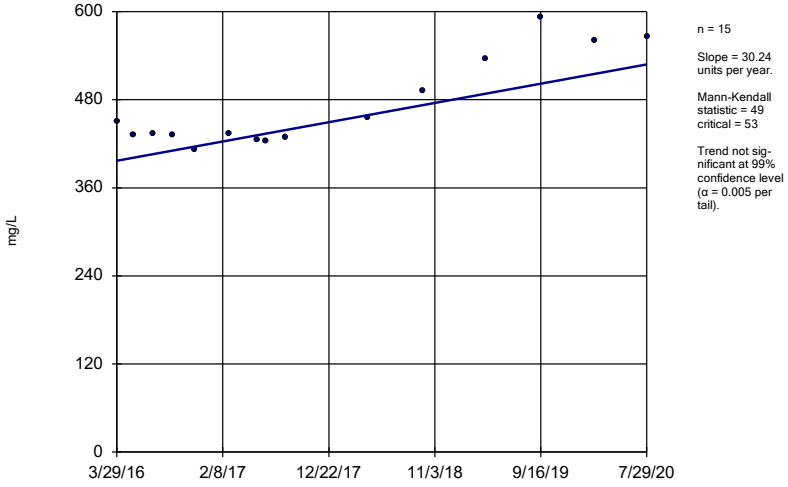

n = 15

Slope = 30.24 units per year.

Mann-Kendall statistic = 49 critical = 53

Trend not significant at 99% confidence level (α = 0.005 per tail).

Constituent: TDS Analysis Run 10/20/2020 1:42 PM View: Appendix III - Trend Tests

Plant Gaston Client: Southern Company Data: Gaston Ash Pond

Sanitas™ v.9.6.27 Groundwater Stats Consulting. UG

Sen's Slope Estimator

GN-AP-MW-18

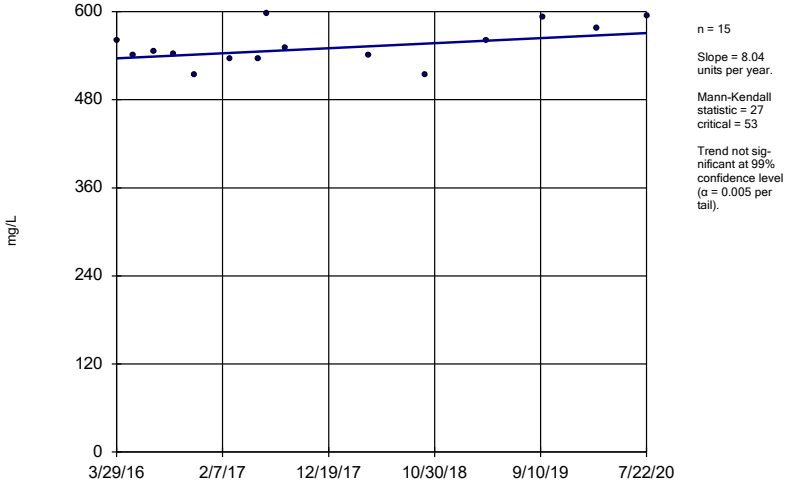

n = 15

Slope = 8.04 units per year.

Mann-Kendall statistic = 27 critical = 53

Trend not significant at 99% confidence level (α = 0.005 per tail).

Constituent: TDS Analysis Run 10/20/2020 1:42 PM View: Appendix III - Trend Tests

Plant Gaston Client: Southern Company Data: Gaston Ash Pond

Sen's Slope Estimator

GN-AP-MW-19

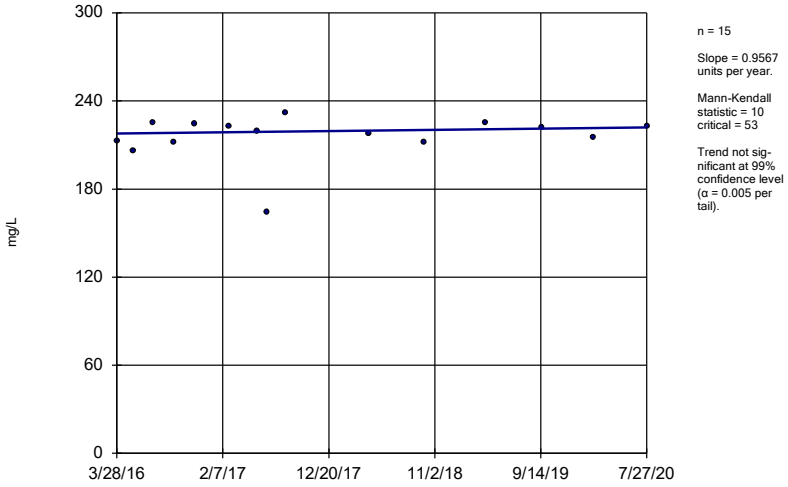

n = 15

Slope = 0.9567 units per year.

Mann-Kendall statistic = 10 critical = 53

Trend not significant at 99% confidence level (α = 0.005 per tail).

Constituent: TDS Analysis Run 10/20/2020 1:42 PM View: Appendix III - Trend Tests

Plant Gaston Client: Southern Company Data: Gaston Ash Pond

Sanitas™ v.9.6.27 Groundwater Stats Consulting. UG

Sen's Slope Estimator

GN-AP-MW-2 (bg)

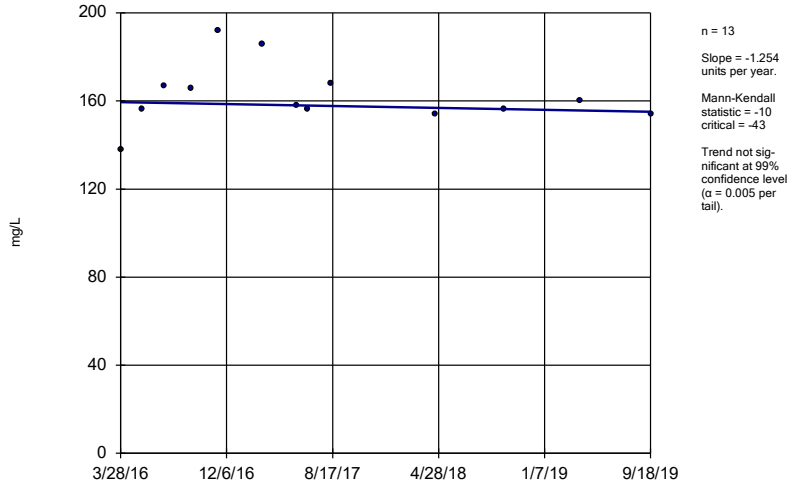

n = 13

Slope = -1.254 units per year.

Mann-Kendall statistic = -10 critical = -43

Trend not significant at 99% confidence level (α = 0.005 per tail).

Constituent: TDS Analysis Run 10/20/2020 1:42 PM View: Appendix III - Trend Tests

Plant Gaston Client: Southern Company Data: Gaston Ash Pond

Sanitas™ v.9.6.27 Groundwater Stats Consulting. UG

Sen's Slope Estimator

GN-AP-MW-20

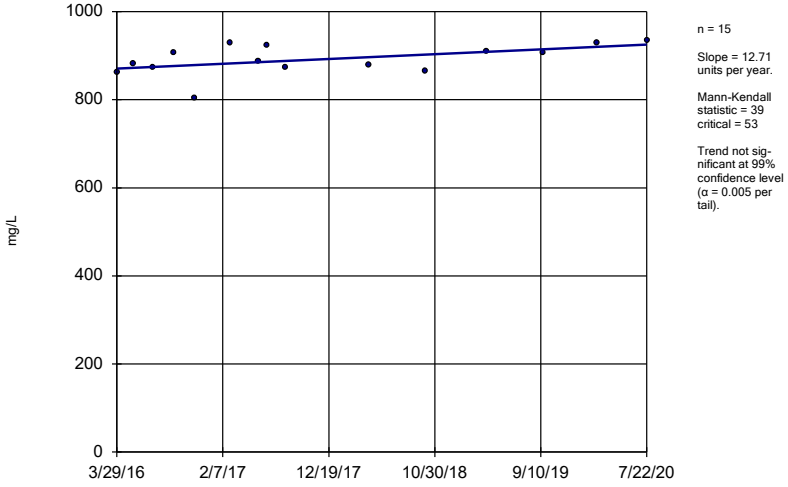

n = 15

Slope = 12.71 units per year.

Mann-Kendall statistic = 39 critical = 53

Trend not significant at 99% confidence level (α = 0.005 per tail).

Constituent: TDS Analysis Run 10/20/2020 1:42 PM View: Appendix III - Trend Tests

Plant Gaston Client: Southern Company Data: Gaston Ash Pond

Sanitas™ v.9.6.27 Groundwater Stats Consulting. UG

Sen's Slope Estimator

GN-AP-MW-21

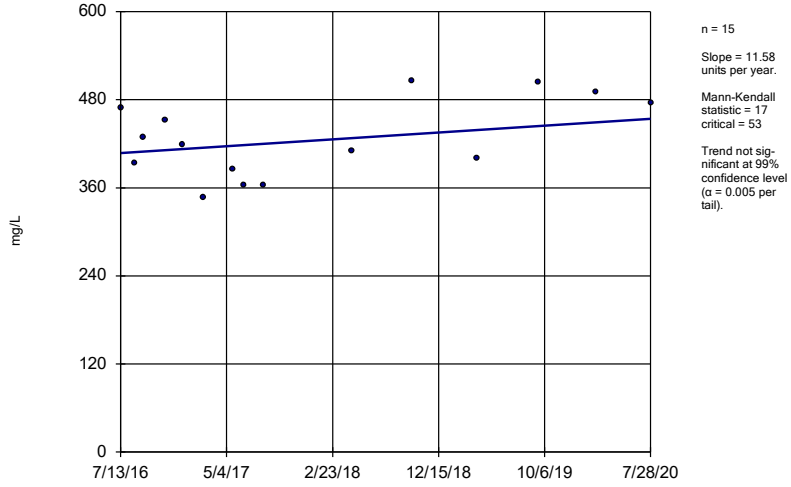

n = 15

Slope = 11.58 units per year.

Mann-Kendall statistic = 17 critical = 53

Trend not significant at 99% confidence level (α = 0.005 per tail).

Constituent: TDS Analysis Run 10/20/2020 1:42 PM View: Appendix III - Trend Tests

Plant Gaston Client: Southern Company Data: Gaston Ash Pond

Sen's Slope Estimator

GN-AP-MW-22

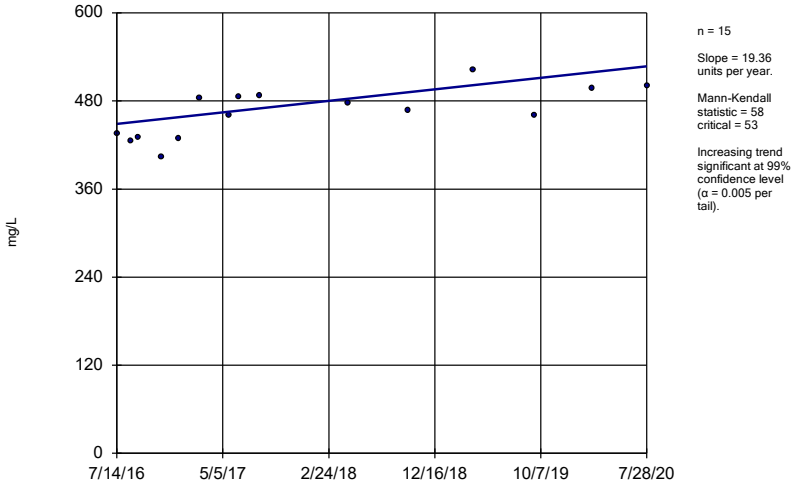

n = 15

Slope = 19.36 units per year.

Mann-Kendall statistic = 58 critical = 53

Increasing trend significant at 99% confidence level (α = 0.005 per tail).

Constituent: TDS Analysis Run 10/20/2020 1:42 PM View: Appendix III - Trend Tests

Plant Gaston Client: Southern Company Data: Gaston Ash Pond

Sanitas™ v.9.6.27 Groundwater Stats Consulting. UG

Sen's Slope Estimator

GN-AP-MW-3 (bg)

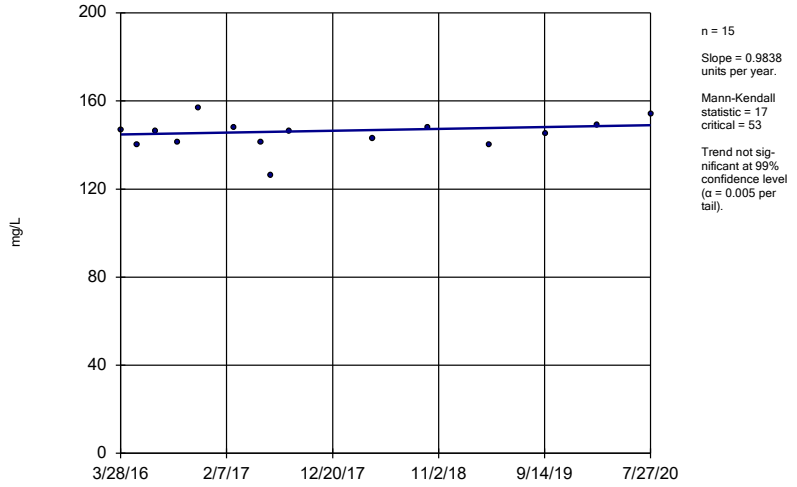

n = 15

Slope = 0.9838 units per year.

Mann-Kendall statistic = 17 critical = 53

Trend not significant at 99% confidence level (α = 0.005 per tail).

Constituent: TDS Analysis Run 10/20/2020 1:42 PM View: Appendix III - Trend Tests

Plant Gaston Client: Southern Company Data: Gaston Ash Pond

Sanitas™ v.9.6.27 Groundwater Stats Consulting. UG

Sen's Slope Estimator

GN-AP-MW-4

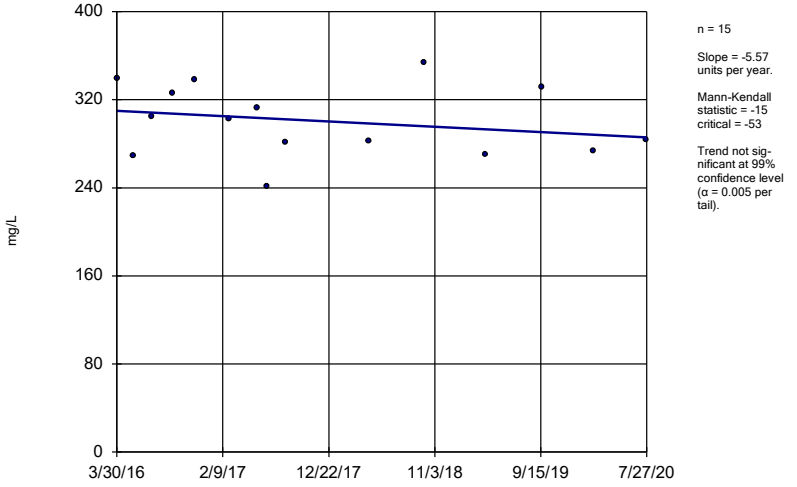

n = 15

Slope = -5.57 units per year.

Mann-Kendall statistic = -15 critical = -53

Trend not significant at 99% confidence level (α = 0.005 per tail).

Constituent: TDS Analysis Run 10/20/2020 1:42 PM View: Appendix III - Trend Tests

Plant Gaston Client: Southern Company Data: Gaston Ash Pond

Sanitas™ v.9.6.27 Groundwater Stats Consulting. UG

Sen's Slope Estimator

GN-AP-MW-5

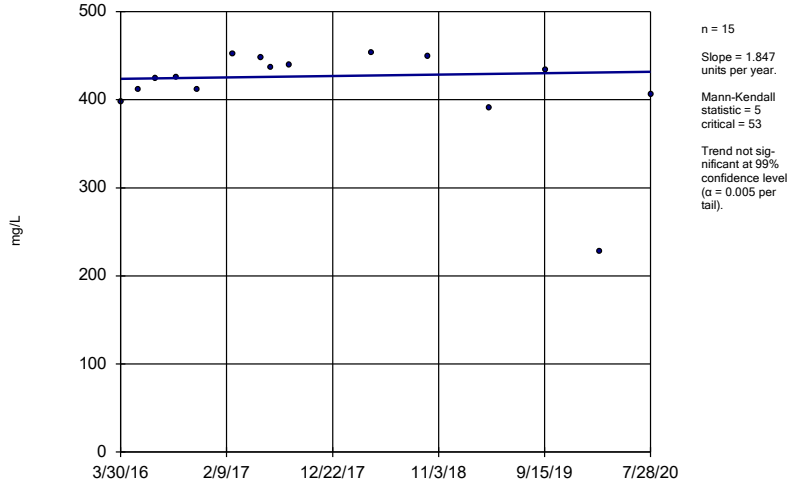

n = 15

Slope = 1.847 units per year.

Mann-Kendall statistic = 5 critical = 53

Trend not significant at 99% confidence level (α = 0.005 per tail).

Constituent: TDS Analysis Run 10/20/2020 1:42 PM View: Appendix III - Trend Tests

Plant Gaston Client: Southern Company Data: Gaston Ash Pond

Sen's Slope Estimator

GN-AP-MW-6

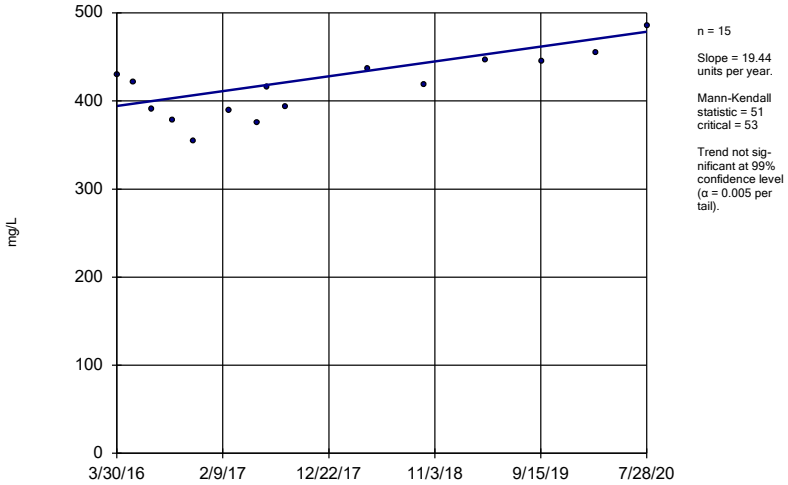

n = 15

Slope = 19.44 units per year.

Mann-Kendall statistic = 51
critical = 53

Trend not significant at 99% confidence level (α = 0.005 per tail).

Constituent: TDS Analysis Run 10/20/2020 1:42 PM View: Appendix III - Trend Tests

Plant Gaston Client: Southern Company Data: Gaston Ash Pond

Sanitas™ v.9.6.27 Groundwater Stats Consulting. UG

Sen's Slope Estimator

GN-AP-MW-7

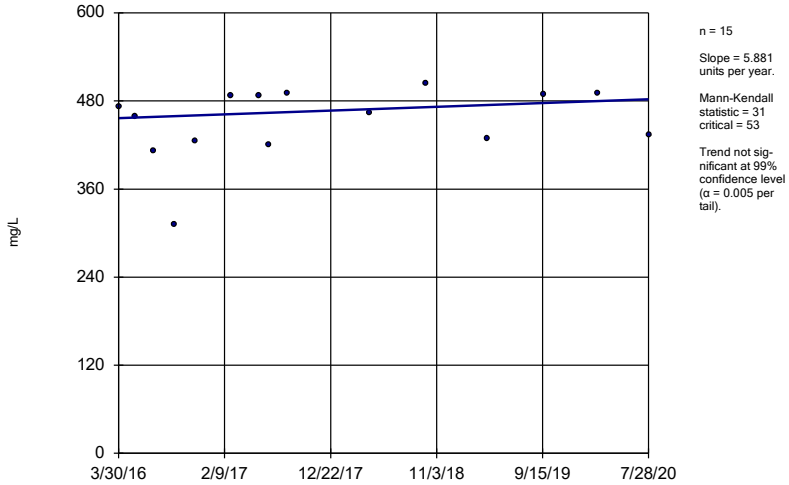

n = 15

Slope = 5.881 units per year.

Mann-Kendall statistic = 31
critical = 53

Trend not significant at 99% confidence level (α = 0.005 per tail).

Constituent: TDS Analysis Run 10/20/2020 1:42 PM View: Appendix III - Trend Tests

Plant Gaston Client: Southern Company Data: Gaston Ash Pond

Sanitas™ v.9.6.27 Groundwater Stats Consulting. UG

Sen's Slope Estimator

GN-AP-MW-8

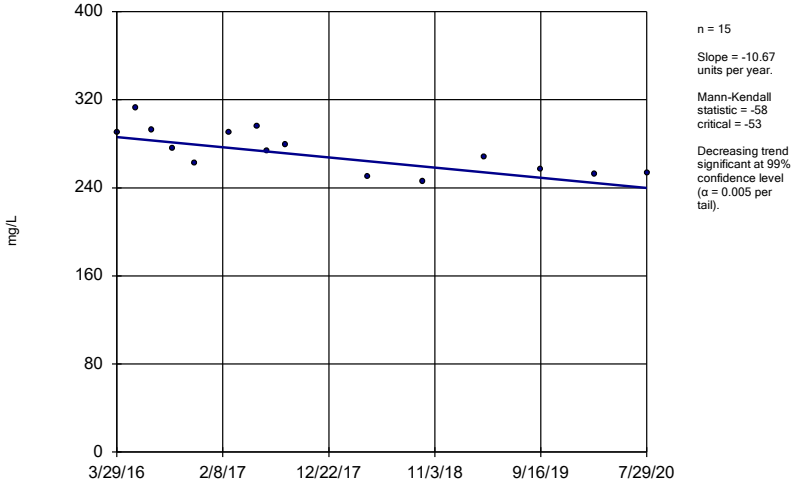

n = 15

Slope = -10.67 units per year.

Mann-Kendall statistic = -58
critical = -53

Decreasing trend significant at 99% confidence level (α = 0.005 per tail).

Constituent: TDS Analysis Run 10/20/2020 1:42 PM View: Appendix III - Trend Tests

Plant Gaston Client: Southern Company Data: Gaston Ash Pond

Sanitas™ v.9.6.27 Groundwater Stats Consulting. UG

Sen's Slope Estimator

GN-AP-MW-9

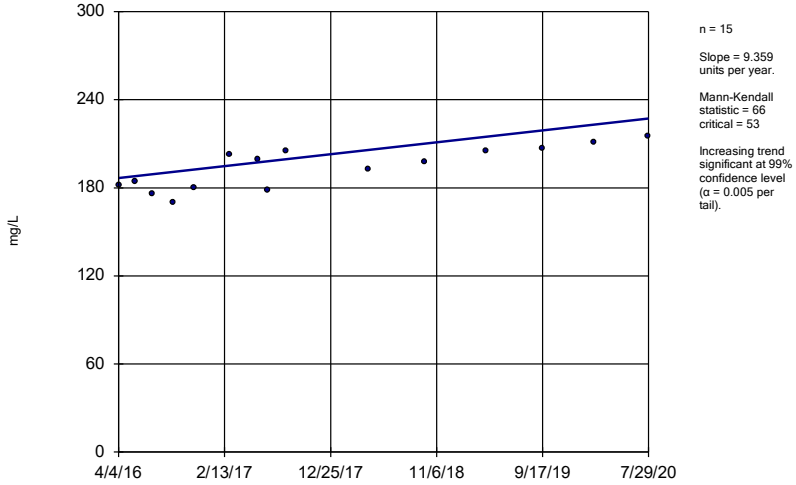

n = 15

Slope = 9.359 units per year.

Mann-Kendall statistic = 66
critical = 53

Increasing trend significant at 99% confidence level (α = 0.005 per tail).

Constituent: TDS Analysis Run 10/20/2020 1:42 PM View: Appendix III - Trend Tests

Plant Gaston Client: Southern Company Data: Gaston Ash Pond

FIGURE F.

Upper Tolerance Limits - Appendix IV

Plant Gaston Client: Southern Company Data: Gaston Ash Pond Printed 7/23/2020, 12:43 PM

Constituent	Upper Lim.	Lower Lim.	Bg N	Bg Mean	Std. Dev.	%NDs	ND Adj.	Transform	Alpha	Method
Antimony (mg/L)	0.003	n/a	26	n/a	n/a	88.46	n/a	n/a	0.2635	NP Inter(NDs)
Arsenic (mg/L)	0.005	n/a	26	n/a	n/a	96.15	n/a	n/a	0.2635	NP Inter(NDs)
Barium (mg/L)	0.02633	n/a	26	-4.57	0.4098	0	None	ln(x)	0.05	Inter
Beryllium (mg/L)	0.003	n/a	26	n/a	n/a	100	n/a	n/a	0.2635	NP Inter(NDs)
Cadmium (mg/L)	0.001	n/a	26	n/a	n/a	100	n/a	n/a	0.2635	NP Inter(NDs)
Chromium (mg/L)	0.01	n/a	26	n/a	n/a	100	n/a	n/a	0.2635	NP Inter(NDs)
Cobalt (mg/L)	0.005	n/a	26	n/a	n/a	100	n/a	n/a	0.2635	NP Inter(NDs)
Combined Radium 226 + 228 (pCi/L)	3	n/a	24	n/a	n/a	0	n/a	n/a	0.292	NP Inter(normal...
Fluoride (mg/L)	0.1	n/a	28	n/a	n/a	67.86	n/a	n/a	0.2378	NP Inter(NDs)
Lead (mg/L)	0.005	n/a	26	n/a	n/a	96.15	n/a	n/a	0.2635	NP Inter(NDs)
Lithium (mg/L)	0.02	n/a	26	n/a	n/a	100	n/a	n/a	0.2635	NP Inter(NDs)
Mercury (mg/L)	0.0005	n/a	26	n/a	n/a	100	n/a	n/a	0.2635	NP Inter(NDs)
Molybdenum (mg/L)	0.01	n/a	26	n/a	n/a	42.31	n/a	n/a	0.2635	NP Inter(normal...
Selenium (mg/L)	0.01	n/a	26	n/a	n/a	100	n/a	n/a	0.2635	NP Inter(NDs)
Thallium (mg/L)	0.001	n/a	26	n/a	n/a	84.62	n/a	n/a	0.2635	NP Inter(NDs)

Sanitas™ v.9.6.24 Sanitas software licensed to Southern Company. UG

Tolerance Limit

Interwell Non-parametric



Non-parametric test used in lieu of parametric tolerance limit because censored data exceeded 50%. Limit is highest of 26 background values. 88.46% NDs. 83.79% coverage at alpha=0.01; 89.26% coverage at alpha=0.05; 97.46% coverage at alpha=0.5. Report alpha = 0.2635.

Constituent: Antimony Analysis Run 7/23/2020 12:42 PM View: UTL's - Appendix IV

Plant Gaston Client: Southern Company Data: Gaston Ash Pond

Sanitas™ v.9.6.24 Sanitas software licensed to Southern Company. UG

Tolerance Limit

Interwell Non-parametric

Non-parametric test used in lieu of parametric tolerance limit because censored data exceeded 50%. Limit is highest of 26 background values. 96.15% NDs. 83.79% coverage at alpha=0.01; 89.26% coverage at alpha=0.05; 97.46% coverage at alpha=0.5. Report alpha = 0.2635.

Constituent: Arsenic Analysis Run 7/23/2020 12:42 PM View: UTL's - Appendix IV

Plant Gaston Client: Southern Company Data: Gaston Ash Pond

Sanitas™ v.9.6.24 Sanitas software licensed to Southern Company. UG

Tolerance Limit

Interwell Parametric

95% coverage. Background Data Summary (based on natural log transformation): Mean=-4.57, Std. Dev.=0.4098, n=26. Normality test: Shapiro Wilk @alpha = 0.01, calculated = 0.9172, critical = 0.891. Report alpha = 0.05.

Constituent: Barium Analysis Run 7/23/2020 12:42 PM View: UTL's - Appendix IV

Plant Gaston Client: Southern Company Data: Gaston Ash Pond

Sanitas™ v.9.6.24 Sanitas software licensed to Southern Company. UG

Tolerance Limit

Interwell Non-parametric



Non-parametric test used in lieu of parametric tolerance limit because censored data exceeded 50%. All background values were censored; limit is most recent reporting limit. 83.79% coverage at alpha=0.01; 89.26% coverage at alpha=0.05; 97.46% coverage at alpha=0.5. Report alpha = 0.2635.

Constituent: Beryllium Analysis Run 7/23/2020 12:42 PM View: UTL's - Appendix IV

Plant Gaston Client: Southern Company Data: Gaston Ash Pond

Sanitas™ v.9.6.24 Sanitas software licensed to Southern Company. UG

Tolerance Limit

Interwell Non-parametric



Non-parametric test used in lieu of parametric tolerance limit because censored data exceeded 50%. All background values were censored; limit is most recent reporting limit. 83.79% coverage at alpha=0.01; 89.26% coverage at alpha=0.05; 97.46% coverage at alpha=0.5. Report alpha = 0.2635.

Constituent: Cadmium Analysis Run 7/23/2020 12:42 PM View: UTL's - Appendix IV

Plant Gaston Client: Southern Company Data: Gaston Ash Pond

Sanitas™ v.9.6.24 Sanitas software licensed to Southern Company. UG

Tolerance Limit

Interwell Non-parametric

Non-parametric test used in lieu of parametric tolerance limit because censored data exceeded 50%. All background values were censored; limit is most recent reporting limit. 83.79% coverage at alpha=0.01; 89.26% coverage at alpha=0.05; 97.46% coverage at alpha=0.5. Report alpha = 0.2635.

Constituent: Chromium Analysis Run 7/23/2020 12:42 PM View: UTL's - Appendix IV

Plant Gaston Client: Southern Company Data: Gaston Ash Pond

Sanitas™ v.9.6.24 Sanitas software licensed to Southern Company. UG

Tolerance Limit

Interwell Non-parametric

Non-parametric test used in lieu of parametric tolerance limit because censored data exceeded 50%. All background values were censored; limit is most recent reporting limit. 83.79% coverage at alpha=0.01; 89.26% coverage at alpha=0.05; 97.46% coverage at alpha=0.5. Report alpha = 0.2635.

Constituent: Cobalt Analysis Run 7/23/2020 12:42 PM View: UTL's - Appendix IV

Plant Gaston Client: Southern Company Data: Gaston Ash Pond

Sanitas™ v.9.6.24 Sanitas software licensed to Southern Company. UG

Tolerance Limit

Interwell Non-parametric

Non-parametric test used in lieu of parametric tolerance limit because the Shapiro Wilk normality test showed the data to be non-normal at the 0.01 alpha level. Limit is highest of 24 background values. 82.62% coverage at alpha=0.01; 88.09% coverage at alpha=0.05; 97.07% coverage at alpha=0.5. Report alpha = 0.292.

Constituent: Combined Radium 226 + 228 Analysis Run 7/23/2020 12:42 PM View: UTL's - Appendix IV

Plant Gaston Client: Southern Company Data: Gaston Ash Pond

Sanitas™ v.9.6.24 Sanitas software licensed to Southern Company. UG

Tolerance Limit

Interwell Non-parametric



Non-parametric test used in lieu of parametric tolerance limit because censored data exceeded 50%. Limit is highest of 28 background values. 67.86% NDs. 84.96% coverage at alpha=0.01; 90.04% coverage at alpha=0.05; 97.46% coverage at alpha=0.5. Report alpha = 0.2378.

Constituent: Fluoride Analysis Run 7/23/2020 12:42 PM View: UTL's - Appendix IV

Plant Gaston Client: Southern Company Data: Gaston Ash Pond

Sanitas™ v.9.6.24 Sanitas software licensed to Southern Company. UG

Tolerance Limit

Interwell Non-parametric

Non-parametric test used in lieu of parametric tolerance limit because censored data exceeded 50%. Limit is highest of 26 background values. 96.15% NDs. 83.79% coverage at alpha=0.01; 89.26% coverage at alpha=0.05; 97.46% coverage at alpha=0.5. Report alpha = 0.2635.

Constituent: Lead Analysis Run 7/23/2020 12:42 PM View: UTL's - Appendix IV

Plant Gaston Client: Southern Company Data: Gaston Ash Pond

Sanitas™ v.9.6.24 Sanitas software licensed to Southern Company. UG

Tolerance Limit

Interwell Non-parametric

Non-parametric test used in lieu of parametric tolerance limit because censored data exceeded 50%. All background values were censored; limit is most recent reporting limit. 83.79% coverage at alpha=0.01; 89.26% coverage at alpha=0.05; 97.46% coverage at alpha=0.5. Report alpha = 0.2635.

Constituent: Lithium Analysis Run 7/23/2020 12:42 PM View: UTL's - Appendix IV

Plant Gaston Client: Southern Company Data: Gaston Ash Pond

Sanitas™ v.9.6.24 Sanitas software licensed to Southern Company. UG

Tolerance Limit

Interwell Non-parametric



Non-parametric test used in lieu of parametric tolerance limit because censored data exceeded 50%. All background values were censored; limit is most recent reporting limit. 83.79% coverage at alpha=0.01; 89.26% coverage at alpha=0.05; 97.46% coverage at alpha=0.5. Report alpha = 0.2635.

Constituent: Mercury Analysis Run 7/23/2020 12:42 PM View: UTL's - Appendix IV

Plant Gaston Client: Southern Company Data: Gaston Ash Pond

Tolerance Limit

Interwell Non-parametric

Non-parametric test used in lieu of parametric tolerance limit because the Shapiro Wilk normality test showed the data to be non-normal at the 0.01 alpha level. Limit is highest of 26 background values. 42.31% NDs. 83.79% coverage at alpha=0.01; 89.26% coverage at alpha=0.05; 97.46% coverage at alpha=0.5. Report alpha = 0.2635.

Constituent: Molybdenum Analysis Run 7/23/2020 12:42 PM View: UTL's - Appendix IV

Plant Gaston Client: Southern Company Data: Gaston Ash Pond

Sanitas™ v.9.6.24 Sanitas software licensed to Southern Company. UG

Tolerance Limit

Interwell Non-parametric

Non-parametric test used in lieu of parametric tolerance limit because censored data exceeded 50%. All background values were censored; limit is most recent reporting limit. 83.79% coverage at alpha=0.01; 89.26% coverage at alpha=0.05; 97.46% coverage at alpha=0.5. Report alpha = 0.2635.

Constituent: Selenium Analysis Run 7/23/2020 12:42 PM View: UTL's - Appendix IV

Plant Gaston Client: Southern Company Data: Gaston Ash Pond

Sanitas™ v.9.6.24 Sanitas software licensed to Southern Company. UG

Tolerance Limit

Interwell Non-parametric



Non-parametric test used in lieu of parametric tolerance limit because censored data exceeded 50%. Limit is highest of 26 background values. 84.62% NDs. 83.79% coverage at alpha=0.01; 89.26% coverage at alpha=0.05; 97.46% coverage at alpha=0.5. Report alpha = 0.2635.

Constituent: Thallium Analysis Run 7/23/2020 12:42 PM View: UTL's - Appendix IV

Plant Gaston Client: Southern Company Data: Gaston Ash Pond

FIGURE G.

GASTON AP GWPS			
Analyte	**Units**	**Background**	**GWPS**
Antimony	mg/L	0.003	0.006
Arsenic	mg/L	0.005	0.01
Barium	mg/L	0.02633	2
Beryllium	mg/L	0.003	0.004
Cadmium	mg/L	0.001	0.005
Chromium	mg/L	0.01	0.1
Cobalt	mg/L	0.005	0.006
Combined Radium-226/228	pCi/L	3	5
Fluoride	mg/L	0.1	4
Lead	mg/L	0.005	0.015
Lithium	mg/L	0.02	0.04
Mercury	mg/L	0.0005	0.002
Molybdenum	mg/L	0.01	0.1
Selenium	mg/L	0.01	0.05
Thallium	mg/L	0.001	0.002

Notes:

1. mg/L - Milligrams per liter

2. pCi/L - Picocuries per liter

3. The background limits were used as the groundwater protection standard (GWPS) when appropriate under 40 CFR §257.95(h), ADEM Rule 335-13-15-.06(h), and the ADEM Variance.

4. GWPS established during second semi-annual sampling event in 2019.

FIGURE H.

Confidence Interval - Significant Results

Plant Gaston Client: Southern Company Data: Gaston Ash Pond Printed 10/19/2020, 4:44 PM

Constituent	Well	Upper Lim.	Lower Lim.	Compliance	Sig.	N	%NDs	Transform	Alpha	Method
Arsenic (mg/L)	**GN-AP-MW-17**	**0.01311**	**0.01013**	**0.01**	**Yes**	**8**	**0**	**No**	**0.01**	**Param.**
Combined Radium 226 + 228 (pCi/L)	**GN-AP-MW-20**	**15.7**	**11.6**	**5**	**Yes**	**8**	**0**	**No**	**0.004**	**NP (normality)**
Lithium (mg/L)	**GN-AP-MW-15R**	**0.1641**	**0.05881**	**0.04**	**Yes**	**8**	**0**	**No**	**0.01**	**Param.**
Lithium (mg/L)	**GN-AP-MW-16**	**0.09216**	**0.07234**	**0.04**	**Yes**	**8**	**0**	**No**	**0.01**	**Param.**
Lithium (mg/L)	**GN-AP-MW-17**	**0.7625**	**0.5792**	**0.04**	**Yes**	**8**	**0**	**No**	**0.01**	**Param.**
Lithium (mg/L)	**GN-AP-MW-20**	**0.1303**	**0.1047**	**0.04**	**Yes**	**8**	**0**	**No**	**0.01**	**Param.**
Molybdenum (mg/L)	**GN-AP-MW-15R**	**0.3448**	**0.1305**	**0.1**	**Yes**	**8**	**0**	**No**	**0.01**	**Param.**
Molybdenum (mg/L)	**GN-AP-MW-16**	**0.3352**	**0.2698**	**0.1**	**Yes**	**8**	**0**	**No**	**0.01**	**Param.**
Molybdenum (mg/L)	**GN-AP-MW-17**	**2.67**	**1.865**	**0.1**	**Yes**	**8**	**0**	**No**	**0.01**	**Param.**
Molybdenum (mg/L)	**GN-AP-MW-20**	**0.8334**	**0.7085**	**0.1**	**Yes**	**8**	**0**	**x^2**	**0.01**	**Param.**
Molybdenum (mg/L)	**GN-AP-MW-5**	**0.3192**	**0.116**	**0.1**	**Yes**	**8**	**0**	**No**	**0.01**	**Param.**

Confidence Interval - All Results

Plant Gaston Client: Southern Company Data: Gaston Ash Pond Printed 10/19/2020, 4:44 PM

Constituent	Well	Upper Lim.	Lower Lim.	Compliance	Sig.	N	%NDs	Transform	Alpha	Method
Antimony (mg/L)	GN-AP-MW-12	0.003	0.000871	0.006	No	8	87.5	No	0.004	NP (NDs)
Antimony (mg/L)	GN-AP-MW-14	0.003	0.000939	0.006	No	8	87.5	No	0.004	NP (NDs)
Antimony (mg/L)	GN-AP-MW-15R	0.003	0.000998	0.006	No	8	75	No	0.004	NP (NDs)
Antimony (mg/L)	GN-AP-MW-17	0.003	0.000731	0.006	No	8	37.5	No	0.004	NP (normality)
Antimony (mg/L)	GN-AP-MW-19	0.003	0.00123	0.006	No	8	87.5	No	0.004	NP (NDs)
Antimony (mg/L)	GN-AP-MW-6	0.003	0.000819	0.006	No	8	87.5	No	0.004	NP (NDs)
Antimony (mg/L)	GN-AP-MW-7	0.003	0.00089	0.006	No	8	87.5	No	0.004	NP (NDs)
Arsenic (mg/L)	GN-AP-MW-12	0.008439	0.003186	0.01	No	8	0	No	0.01	Param.
Arsenic (mg/L)	GN-AP-MW-14	0.005	0.00108	0.01	No	8	75	No	0.004	NP (NDs)
Arsenic (mg/L)	GN-AP-MW-15R	0.005	0.00101	0.01	No	8	37.5	No	0.004	NP (normality)
Arsenic (mg/L)	GN-AP-MW-16	0.00518	0.004487	0.01	No	8	0	No	0.01	Param.
Arsenic (mg/L)	**GN-AP-MW-17**	**0.01311**	**0.01013**	**0.01**	**Yes**	**8**	**0**	**No**	**0.01**	**Param.**
Arsenic (mg/L)	GN-AP-MW-18	0.0067	0.00248	0.01	No	8	0	No	0.004	NP (normality)
Arsenic (mg/L)	GN-AP-MW-19	0.003404	0.002211	0.01	No	8	0	No	0.01	Param.
Arsenic (mg/L)	GN-AP-MW-20	0.004284	0.003648	0.01	No	8	0	No	0.01	Param.
Arsenic (mg/L)	GN-AP-MW-21	0.003044	0.001363	0.01	No	8	0	No	0.01	Param.
Arsenic (mg/L)	GN-AP-MW-22	0.005	0.00129	0.01	No	8	87.5	No	0.004	NP (NDs)
Arsenic (mg/L)	GN-AP-MW-8	0.003467	0.001203	0.01	No	8	12.5	sqrt(x)	0.01	Param.
Arsenic (mg/L)	GN-AP-MW-9	0.002947	0.001783	0.01	No	8	0	No	0.01	Param.
Barium (mg/L)	GN-AP-MW-10	0.0142	0.01177	2	No	8	0	No	0.01	Param.
Barium (mg/L)	GN-AP-MW-11	0.009647	0.008223	2	No	8	0	No	0.01	Param.
Barium (mg/L)	GN-AP-MW-12	0.07765	0.06397	2	No	8	0	No	0.01	Param.
Barium (mg/L)	GN-AP-MW-13	0.03935	0.03203	2	No	8	0	No	0.01	Param.
Barium (mg/L)	GN-AP-MW-14	0.07427	0.05171	2	No	8	0	No	0.01	Param.
Barium (mg/L)	GN-AP-MW-15R	0.1053	0.03831	2	No	8	0	No	0.01	Param.
Barium (mg/L)	GN-AP-MW-16	0.03684	0.02791	2	No	8	0	No	0.01	Param.
Barium (mg/L)	GN-AP-MW-17	0.111	0.0781	2	No	8	0	No	0.01	Param.
Barium (mg/L)	GN-AP-MW-18	0.0499	0.0403	2	No	8	0	No	0.01	Param.
Barium (mg/L)	GN-AP-MW-19	0.02214	0.01676	2	No	8	0	No	0.01	Param.
Barium (mg/L)	GN-AP-MW-20	0.06365	0.05803	2	No	8	0	No	0.01	Param.
Barium (mg/L)	GN-AP-MW-21	0.03526	0.01909	2	No	8	0	No	0.01	Param.
Barium (mg/L)	GN-AP-MW-22	0.04617	0.03616	2	No	8	0	No	0.01	Param.
Barium (mg/L)	GN-AP-MW-4	0.03042	0.01868	2	No	8	0	No	0.01	Param.
Barium (mg/L)	GN-AP-MW-5	0.03998	0.02612	2	No	8	0	No	0.01	Param.
Barium (mg/L)	GN-AP-MW-6	0.02648	0.01927	2	No	8	0	No	0.01	Param.
Barium (mg/L)	GN-AP-MW-7	0.0273	0.02347	2	No	8	0	No	0.01	Param.
Barium (mg/L)	GN-AP-MW-8	0.02074	0.01579	2	No	8	0	No	0.01	Param.
Barium (mg/L)	GN-AP-MW-9	0.1163	0.09152	2	No	8	0	No	0.01	Param.
Cadmium (mg/L)	GN-AP-MW-17	0.001	0.000318	0.005	No	8	50	No	0.004	NP (normality)
Chromium (mg/L)	GN-AP-MW-8	0.01	0.00395	0.1	No	8	87.5	No	0.004	NP (NDs)
Combined Radium 226 + 228 (pCi/L)	GN-AP-MW-10	1.322	0.09172	5	No	8	12.5	sqrt(x)	0.01	Param.
Combined Radium 226 + 228 (pCi/L)	GN-AP-MW-11	1.16	0.2532	5	No	8	12.5	ln(x)	0.01	Param.
Combined Radium 226 + 228 (pCi/L)	GN-AP-MW-12	1.589	0.7702	5	No	8	0	No	0.01	Param.
Combined Radium 226 + 228 (pCi/L)	GN-AP-MW-13	0.9905	0.5772	5	No	8	0	No	0.01	Param.
Combined Radium 226 + 228 (pCi/L)	GN-AP-MW-14	1.176	-0.02481	5	No	8	0	No	0.01	Param.
Combined Radium 226 + 228 (pCi/L)	GN-AP-MW-15R	1.834	0.6	5	No	8	0	No	0.01	Param.
Combined Radium 226 + 228 (pCi/L)	GN-AP-MW-16	3.633	2.979	5	No	8	0	No	0.01	Param.
Combined Radium 226 + 228 (pCi/L)	GN-AP-MW-17	1.818	0.6038	5	No	8	0	No	0.01	Param.
Combined Radium 226 + 228 (pCi/L)	GN-AP-MW-18	1.932	0.9454	5	No	8	0	No	0.01	Param.
Combined Radium 226 + 228 (pCi/L)	GN-AP-MW-19	1.115	0.1785	5	No	8	0	sqrt(x)	0.01	Param.
Combined Radium 226 + 228 (pCi/L)	**GN-AP-MW-20**	**15.7**	**11.6**	**5**	**Yes**	**8**	**0**	**No**	**0.004**	**NP (normality)**
Combined Radium 226 + 228 (pCi/L)	GN-AP-MW-21	1.497	0.07691	5	No	8	12.5	sqrt(x)	0.01	Param.
Combined Radium 226 + 228 (pCi/L)	GN-AP-MW-22	1.154	0.1907	5	No	8	12.5	ln(x)	0.01	Param.
Combined Radium 226 + 228 (pCi/L)	GN-AP-MW-4	1.544	0.1472	5	No	8	12.5	sqrt(x)	0.01	Param.
Combined Radium 226 + 228 (pCi/L)	GN-AP-MW-5	1.325	0.3347	5	No	8	12.5	ln(x)	0.01	Param.
Combined Radium 226 + 228 (pCi/L)	GN-AP-MW-6	2.5	0.369	5	No	8	12.5	No	0.004	NP (normality)
Combined Radium 226 + 228 (pCi/L)	GN-AP-MW-7	1.479	0.2184	5	No	8	12.5	sqrt(x)	0.01	Param.
Combined Radium 226 + 228 (pCi/L)	GN-AP-MW-8	1.663	-0.01264	5	No	8	12.5	x^(1/3)	0.01	Param.
Combined Radium 226 + 228 (pCi/L)	GN-AP-MW-9	1.449	0.1713	5	No	8	12.5	sqrt(x)	0.01	Param.
Fluoride (mg/L)	GN-AP-MW-10	0.1	0.04	4	No	8	50	No	0.004	NP (normality)
Fluoride (mg/L)	GN-AP-MW-11	0.1	0.04	4	No	8	75	No	0.004	NP (NDs)
Fluoride (mg/L)	GN-AP-MW-12	0.1	0.04	4	No	8	25	No	0.004	NP (normality)
Fluoride (mg/L)	GN-AP-MW-13	0.1	0.05	4	No	8	25	No	0.004	NP (normality)
Fluoride (mg/L)	GN-AP-MW-14	0.1322	0.1001	4	No	8	0	No	0.01	Param.
Fluoride (mg/L)	GN-AP-MW-15R	0.1025	0.07877	4	No	8	0	No	0.01	Param.
Fluoride (mg/L)	GN-AP-MW-16	0.1392	0.1191	4	No	8	0	sqrt(x)	0.01	Param.
Fluoride (mg/L)	GN-AP-MW-17	0.2377	0.1806	4	No	8	0	No	0.01	Param.
Fluoride (mg/L)	GN-AP-MW-18	0.06691	0.04954	4	No	8	0	No	0.01	Param.

Confidence Interval - All Results

Plant Gaston Client: Southern Company Data: Gaston Ash Pond Printed 10/19/2020, 4:44 PM

Constituent	Well	Upper Lim.	Lower Lim.	Compliance	Sig.	N	%NDs	Transform	Alpha	Method
Fluoride (mg/L)	GN-AP-MW-19	0.1	0.04	4	No	8	12.5	No	0.004	NP (normality)
Fluoride (mg/L)	GN-AP-MW-20	0.1	0.04	4	No	8	25	No	0.004	NP (normality)
Fluoride (mg/L)	GN-AP-MW-21	0.1	0.06	4	No	8	50	No	0.004	NP (normality)
Fluoride (mg/L)	GN-AP-MW-22	0.1	0.06	4	No	8	12.5	No	0.004	NP (normality)
Fluoride (mg/L)	GN-AP-MW-4	0.1	0.0506	4	No	8	87.5	No	0.004	NP (NDs)
Fluoride (mg/L)	GN-AP-MW-5	0.07611	0.03883	4	No	8	12.5	sqrt(x)	0.01	Param.
Fluoride (mg/L)	GN-AP-MW-6	0.1	0.04	4	No	8	25	No	0.004	NP (normality)
Fluoride (mg/L)	GN-AP-MW-7	0.1	0.04	4	No	8	25	No	0.004	NP (normality)
Fluoride (mg/L)	GN-AP-MW-8	0.1106	0.08107	4	No	8	0	No	0.01	Param.
Fluoride (mg/L)	GN-AP-MW-9	0.1429	0.1096	4	No	8	12.5	No	0.01	Param.
Lithium (mg/L)	**GN-AP-MW-15R**	**0.1641**	**0.05881**	**0.04**	**Yes**	**8**	**0**	**No**	**0.01**	**Param.**
Lithium (mg/L)	**GN-AP-MW-16**	**0.09216**	**0.07234**	**0.04**	**Yes**	**8**	**0**	**No**	**0.01**	**Param.**
Lithium (mg/L)	**GN-AP-MW-17**	**0.7625**	**0.5792**	**0.04**	**Yes**	**8**	**0**	**No**	**0.01**	**Param.**
Lithium (mg/L)	GN-AP-MW-18	0.04825	0.03487	0.04	No	8	0	No	0.01	Param.
Lithium (mg/L)	**GN-AP-MW-20**	**0.1303**	**0.1047**	**0.04**	**Yes**	**8**	**0**	**No**	**0.01**	**Param.**
Lithium (mg/L)	GN-AP-MW-5	0.04804	0.02123	0.04	No	8	12.5	No	0.01	Param.
Molybdenum (mg/L)	**GN-AP-MW-15R**	**0.3448**	**0.1305**	**0.1**	**Yes**	**8**	**0**	**No**	**0.01**	**Param.**
Molybdenum (mg/L)	**GN-AP-MW-16**	**0.3352**	**0.2698**	**0.1**	**Yes**	**8**	**0**	**No**	**0.01**	**Param.**
Molybdenum (mg/L)	**GN-AP-MW-17**	**2.67**	**1.865**	**0.1**	**Yes**	**8**	**0**	**No**	**0.01**	**Param.**
Molybdenum (mg/L)	GN-AP-MW-18	0.02392	0.01835	0.1	No	8	0	No	0.01	Param.
Molybdenum (mg/L)	GN-AP-MW-19	0.01333	0.01157	0.1	No	8	0	No	0.01	Param.
Molybdenum (mg/L)	**GN-AP-MW-20**	**0.8334**	**0.7085**	**0.1**	**Yes**	**8**	**0**	**x^2**	**0.01**	**Param.**
Molybdenum (mg/L)	GN-AP-MW-21	0.01594	0.005452	0.1	No	8	0	No	0.01	Param.
Molybdenum (mg/L)	GN-AP-MW-22	0.08048	0.06288	0.1	No	8	0	x^(1/3)	0.01	Param.
Molybdenum (mg/L)	**GN-AP-MW-5**	**0.3192**	**0.116**	**0.1**	**Yes**	**8**	**0**	**No**	**0.01**	**Param.**
Molybdenum (mg/L)	GN-AP-MW-6	0.01729	0.01179	0.1	No	8	0	No	0.01	Param.
Molybdenum (mg/L)	GN-AP-MW-9	0.005	0.00282	0.1	No	8	87.5	No	0.004	NP (NDs)
Thallium (mg/L)	GN-AP-MW-18	0.0004583	0.0003369	0.002	No	8	0	No	0.01	Param.

Sanitas™ v.9.6.27 . UG

Non-Parametric Confidence Interval

Compliance Limit is not exceeded.

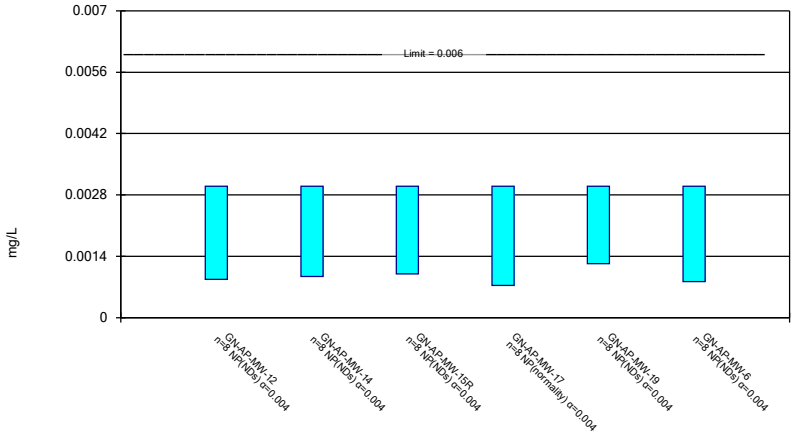

Constituent: Antimony Analysis Run 10/19/2020 4:42 PM View: Appendix IV ND

Plant Gaston Client: Southern Company Data: Gaston Ash Pond

Sanitas™ v.9.6.27 . UG

Non-Parametric Confidence Interval

Compliance Limit is not exceeded.

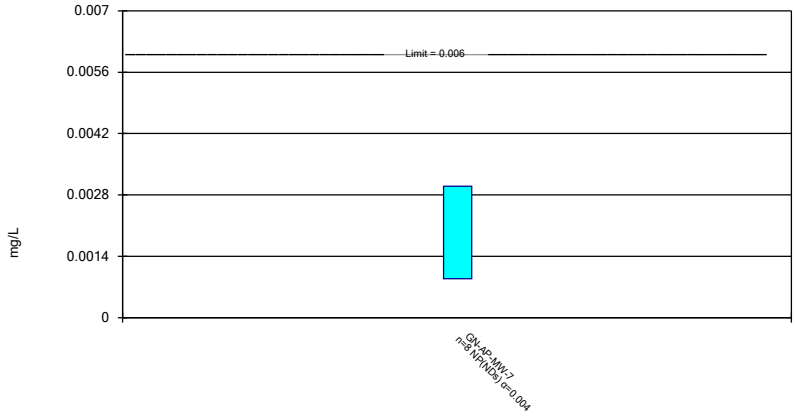

Constituent: Antimony Analysis Run 10/19/2020 4:42 PM View: Appendix IV ND

Plant Gaston Client: Southern Company Data: Gaston Ash Pond

Sanitas™ v.9.6.27 . UG

Parametric and Non-Parametric (NP) Confidence Interval

Compliance limit is exceeded.* Per-well alpha = 0.01 except as noted. Normality Test: Shapiro Wilk, alpha based on n.

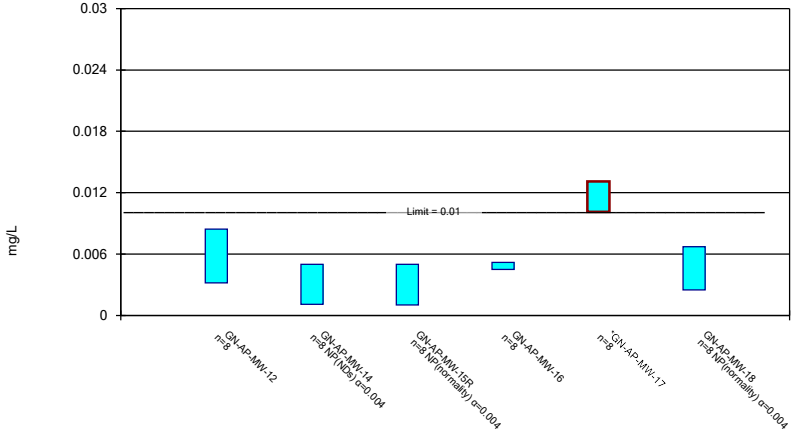

Constituent: Arsenic Analysis Run 10/19/2020 4:42 PM View: Appendix IV ND

Plant Gaston Client: Southern Company Data: Gaston Ash Pond

Sanitas™ v.9.6.27 . UG

Parametric and Non-Parametric (NP) Confidence Interval

Compliance Limit is not exceeded. Per-well alpha = 0.01 except as noted. Normality Test: Shapiro Wilk, alpha based on n.

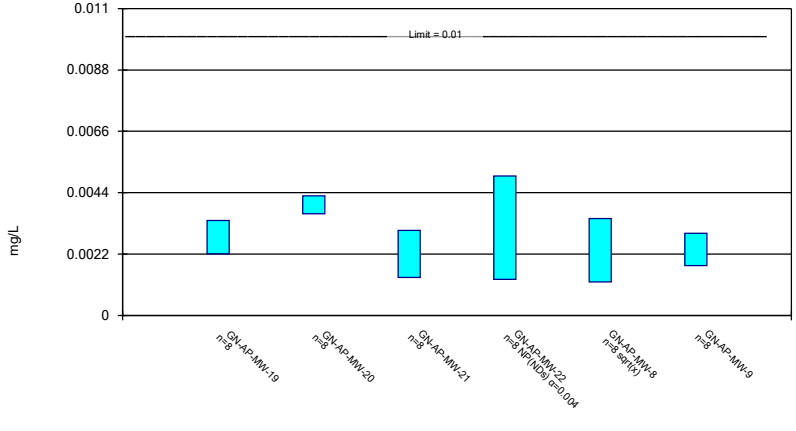

Constituent: Arsenic Analysis Run 10/19/2020 4:42 PM View: Appendix IV ND

Plant Gaston Client: Southern Company Data: Gaston Ash Pond

Sanitas™ v.9.6.27 . UG

Parametric Confidence Interval

Compliance Limit is not exceeded. Per-well alpha = 0.01. Normality Test: Shapiro Wilk, alpha based on n.

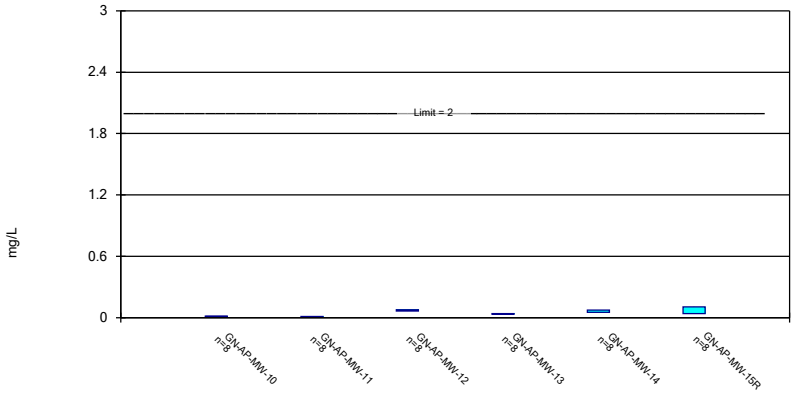

Constituent: Barium Analysis Run 10/19/2020 4:42 PM View: Appendix IV ND
Plant Gaston Client: Southern Company Data: Gaston Ash Pond

Sanitas™ v.9.6.27 . UG

Parametric Confidence Interval

Compliance Limit is not exceeded. Per-well alpha = 0.01. Normality Test: Shapiro Wilk, alpha based on n.

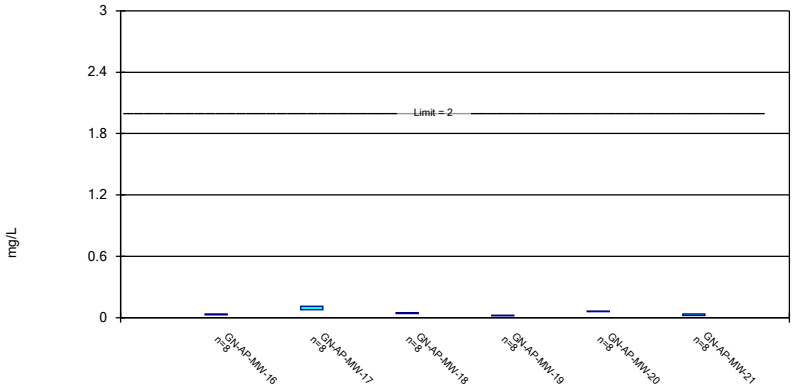

Constituent: Barium Analysis Run 10/19/2020 4:42 PM View: Appendix IV ND
Plant Gaston Client: Southern Company Data: Gaston Ash Pond

Sanitas™ v.9.6.27 . UG

Parametric Confidence Interval

Compliance Limit is not exceeded. Per-well alpha = 0.01. Normality Test: Shapiro Wilk, alpha based on n.

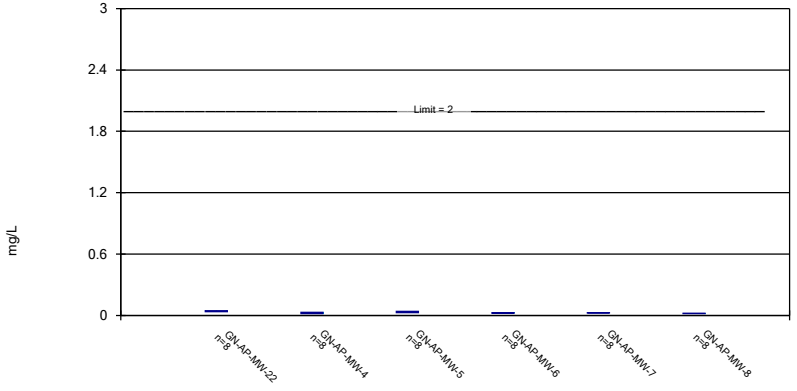

Constituent: Barium Analysis Run 10/19/2020 4:42 PM View: Appendix IV ND
Plant Gaston Client: Southern Company Data: Gaston Ash Pond

Sanitas™ v.9.6.27 . UG

Parametric Confidence Interval

Compliance Limit is not exceeded. Per-well alpha = 0.01. Normality Test: Shapiro Wilk, alpha based on n.



Constituent: Barium Analysis Run 10/19/2020 4:42 PM View: Appendix IV ND
Plant Gaston Client: Southern Company Data: Gaston Ash Pond

Sanitas™ v.9.6.27 . UG

Non-Parametric Confidence Interval

Compliance Limit is not exceeded.

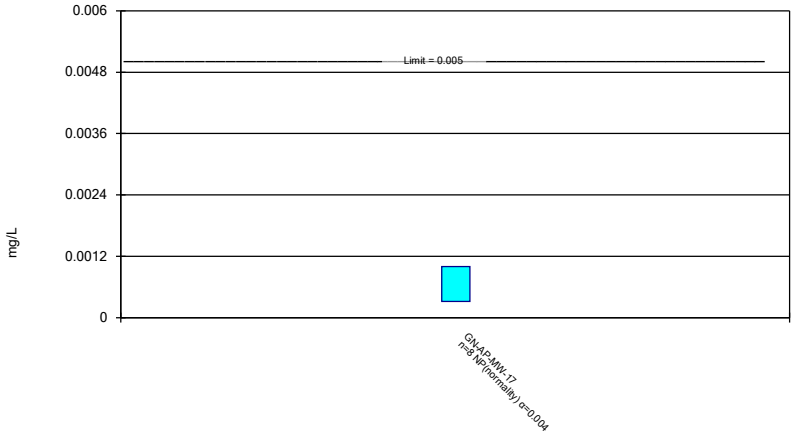

Constituent: Cadmium Analysis Run 10/19/2020 4:42 PM View: Appendix IV ND
Plant Gaston Client: Southern Company Data: Gaston Ash Pond

Sanitas™ v.9.6.27 . UG

Non-Parametric Confidence Interval

Compliance Limit is not exceeded.



Constituent: Chromium Analysis Run 10/19/2020 4:43 PM View: Appendix IV ND
Plant Gaston Client: Southern Company Data: Gaston Ash Pond

Sanitas™ v.9.6.27 . UG

Parametric Confidence Interval

Compliance Limit is not exceeded. Per-well alpha = 0.01. Normality Test: Shapiro Wilk, alpha based on n.

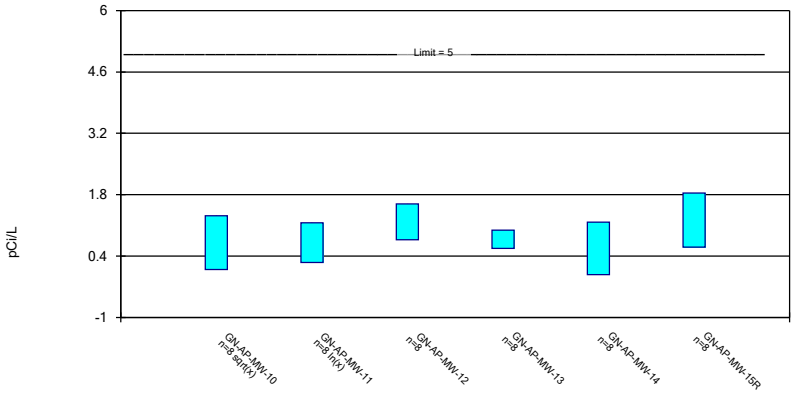

Constituent: Combined Radium 226 + 228 Analysis Run 10/19/2020 4:43 PM View: Appendix IV ND
Plant Gaston Client: Southern Company Data: Gaston Ash Pond

Sanitas™ v.9.6.27 . UG

Parametric and Non-Parametric (NP) Confidence Interval

Compliance limit is exceeded.* Per-well alpha = 0.01 except as noted. Normality Test: Shapiro Wilk, alpha based on n.

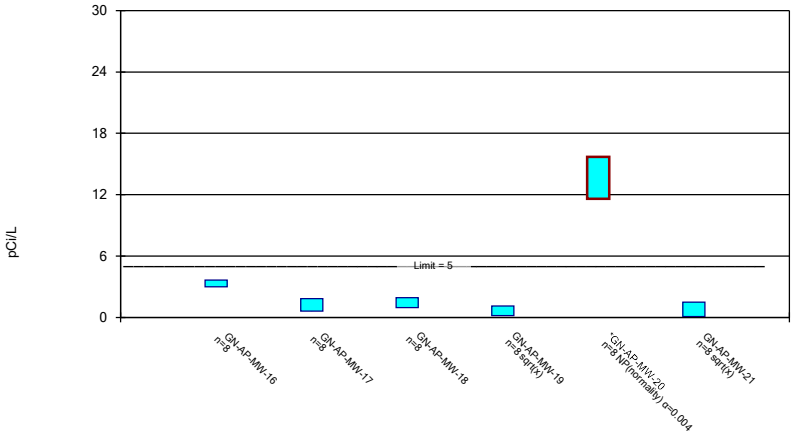

Constituent: Combined Radium 226 + 228 Analysis Run 10/19/2020 4:43 PM View: Appendix IV ND
Plant Gaston Client: Southern Company Data: Gaston Ash Pond

Sanitas™ v.9.6.27 . UG

Parametric and Non-Parametric (NP) Confidence Interval

Compliance Limit is not exceeded. Per-well alpha = 0.01 except as noted. Normality Test: Shapiro Wilk, alpha based on n.

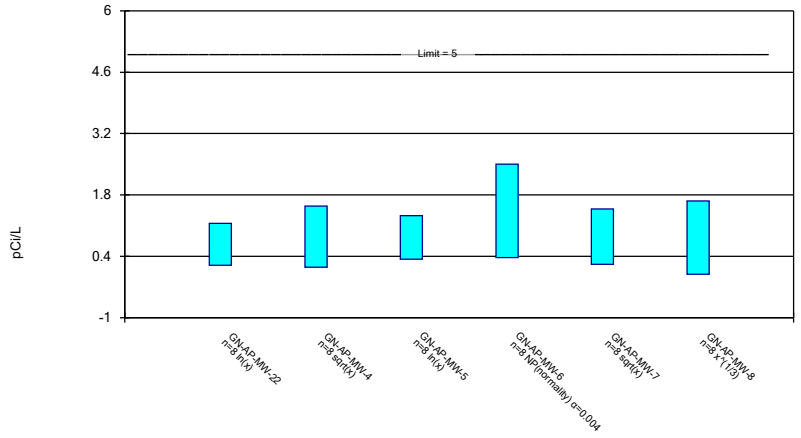

Constituent: Combined Radium 226 + 228 Analysis Run 10/19/2020 4:43 PM View: Appendix IV ND

Plant Gaston Client: Southern Company Data: Gaston Ash Pond

Sanitas™ v.9.6.27 . UG

Parametric Confidence Interval

Compliance Limit is not exceeded. Per-well alpha = 0.01. Normality Test: Shapiro Wilk, alpha based on n.

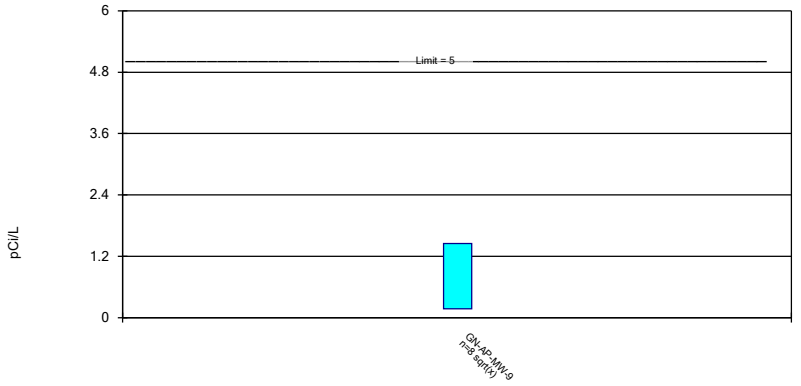

Constituent: Combined Radium 226 + 228 Analysis Run 10/19/2020 4:43 PM View: Appendix IV ND

Plant Gaston Client: Southern Company Data: Gaston Ash Pond

Sanitas™ v.9.6.27 . UG

Parametric and Non-Parametric (NP) Confidence Interval

Compliance Limit is not exceeded. Per-well alpha = 0.01 except as noted. Normality Test: Shapiro Wilk, alpha based on n.

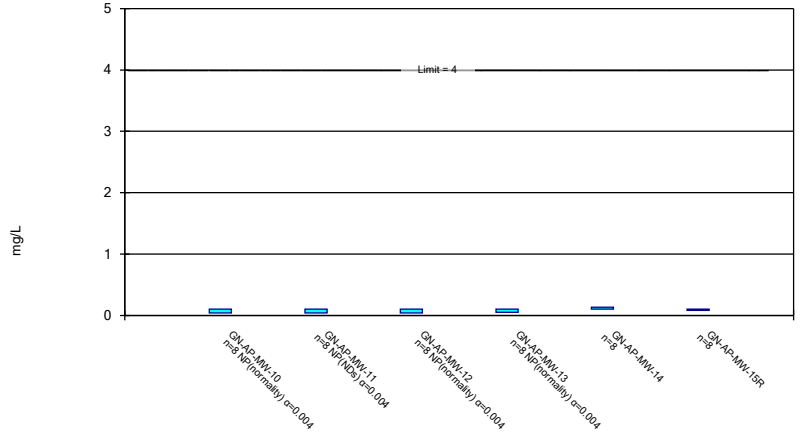

Constituent: Fluoride Analysis Run 10/19/2020 4:43 PM View: Appendix IV ND

Plant Gaston Client: Southern Company Data: Gaston Ash Pond

Sanitas™ v.9.6.27 . UG

Parametric and Non-Parametric (NP) Confidence Interval

Compliance Limit is not exceeded. Per-well alpha = 0.01 except as noted. Normality Test: Shapiro Wilk, alpha based on n.

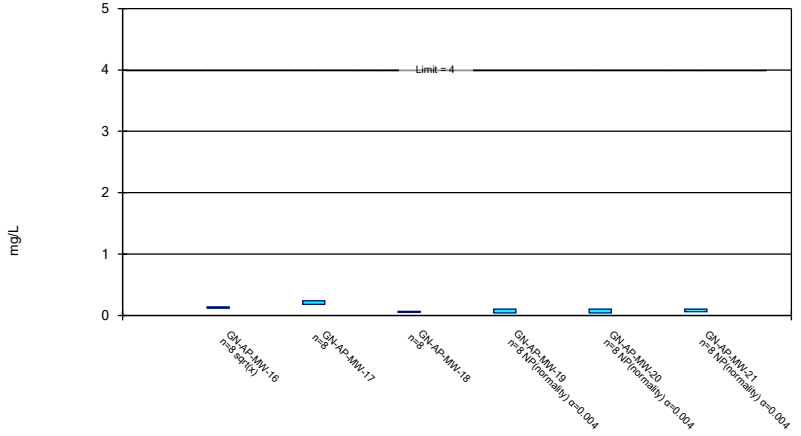

Constituent: Fluoride Analysis Run 10/19/2020 4:43 PM View: Appendix IV ND

Plant Gaston Client: Southern Company Data: Gaston Ash Pond

Sanitas™ v.9.6.27 . UG

Parametric and Non-Parametric (NP) Confidence Interval

Compliance Limit is not exceeded. Per-well alpha = 0.01 except as noted. Normality Test: Shapiro Wilk, alpha based on n.

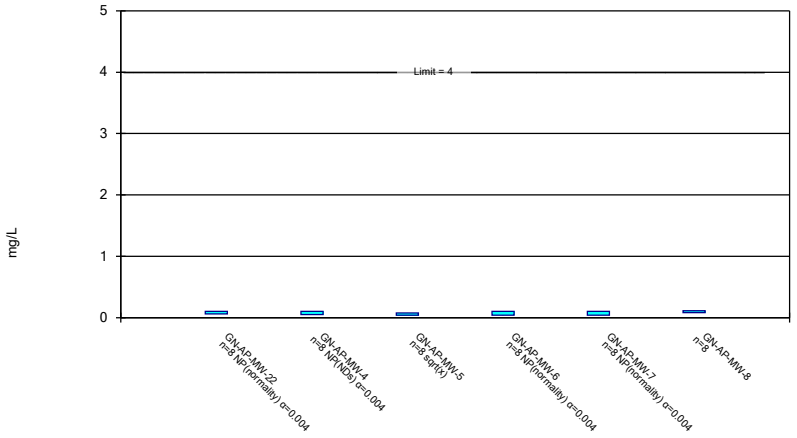

Constituent: Fluoride Analysis Run 10/19/2020 4:43 PM View: Appendix IV ND
Plant Gaston Client: Southern Company Data: Gaston Ash Pond

Sanitas™ v.9.6.27 . UG

Parametric Confidence Interval

Compliance Limit is not exceeded. Per-well alpha = 0.01. Normality Test: Shapiro Wilk, alpha based on n.



Constituent: Fluoride Analysis Run 10/19/2020 4:43 PM View: Appendix IV ND
Plant Gaston Client: Southern Company Data: Gaston Ash Pond

Sanitas™ v.9.6.27 . UG

Parametric Confidence Interval

Compliance limit is exceeded.* Per-well alpha = 0.01. Normality Test: Shapiro Wilk, alpha based on n.

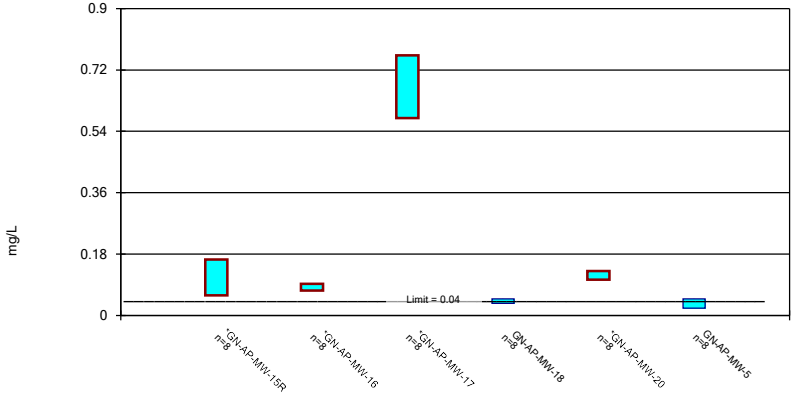

Constituent: Lithium Analysis Run 10/19/2020 4:43 PM View: Appendix IV ND
Plant Gaston Client: Southern Company Data: Gaston Ash Pond

Sanitas™ v.9.6.27 . UG

Parametric Confidence Interval

Compliance limit is exceeded.* Per-well alpha = 0.01. Normality Test: Shapiro Wilk, alpha based on n.

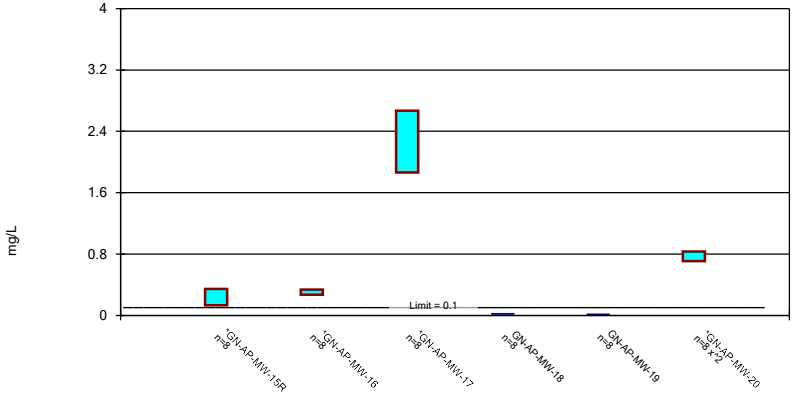

Constituent: Molybdenum Analysis Run 10/19/2020 4:43 PM View: Appendix IV ND
Plant Gaston Client: Southern Company Data: Gaston Ash Pond

Parametric and Non-Parametric (NP) Confidence Interval

Compliance limit is exceeded.* Per-well alpha = 0.01 except as noted. Normality Test: Shapiro Wilk, alpha based on n.

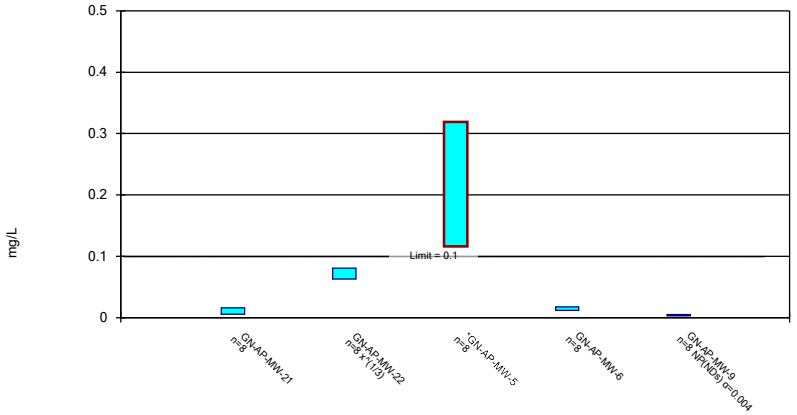

Constituent: Molybdenum Analysis Run 10/19/2020 4:43 PM View: Appendix IV ND
Plant Gaston Client: Southern Company Data: Gaston Ash Pond

Sanitas™ v.9.6.27 . UG

Parametric Confidence Interval

Compliance Limit is not exceeded. Per-well alpha = 0.01. Normality Test: Shapiro Wilk, alpha based on n.



Constituent: Thallium Analysis Run 10/19/2020 4:43 PM View: Appendix IV ND
Plant Gaston Client: Southern Company Data: Gaston Ash Pond

Appendix E

REPORT

Alternate Source Demonstration for Combined Radium 226+228

Alabama Power Company, Plant Gaston

Submitted to:

Alabama Power Company
600 North 18th Street, Birmingham, Alabama 35203

Submitted by:

Golder Associates Inc.
5170 Peachtree Road Building 100 Suite 300, Atlanta, Georgia, USA 30341
+1 770 496-1893



20146395

January 28, 2021

Table of Contents

1.0 INTRODUCTION 5

2.0 SITE DESCRIPTION AND BACKGROUND 7

2.1 Geologic and Hydrogeologic Setting 7

2.2 Groundwater Monitoring 7

2.3 Statistical Analyses 8

3.0 ALTERNATE SOURCE DEMONSTRATION 9

3.1 Source Water Characterization – Combined Radium 9

3.2 Radium Concentrations in Site Wells 10

3.3 Characterization of Aquifer Materials 10

3.3.1 Sequential Extraction Procedure 11

3.3.2 Mineralogical Analysis 12

4.0 EVALUATION OF URANIUM AS A RADIUM SOURCE 13

4.1 Occurrence of Uranium in Groundwater 13

4.2 Occurrence of Uranium in Soils and Bedrock 13

4.3 Environmental Availability of Uranium 13

4.3.1 Sequential Extraction Results 13

4.3.2 Mineralogical Analysis 14

4.3.3 Uranium Decay and $^{226}Ra/^{228}Ra$ Activity Ratio 14

4.4 Uranium Source Summary 14

5.0 CONCLUSION 16

6.0 REFERENCES 17

Table of Contents – continued

FIGURES

Figure 1 Site Location Map
Figure 2 Site Plan and Well Location Map
Figure 3 Potentiometric Surface Elevation Contour Map – July 2020
Figure 4 Sequential Extraction Results – Uranium

APPENDIX

APPENDIX A: STATISTICAL ANALYSES
APPENDIX B: LABORATORY ANALYTICAL RESULTS
APPENDIX C: X-RAY DIFFRACTION RESULTS

Certification

This *Alternate Source Demonstration for Radium 226+228, Alabama Power Company Plant Gaston, Ash Pond*, has been prepared in compliance with applicable United States Environmental Protection Agency (USEPA) coal combustion residual (CCR) rule (40 Code of Federal Regulations [CFR] 257 Subpart D; published in 80 FR 21302-21501, April 17, 2015) and ADEM Admin. Code r. 335-13-15-.06(6)(g)4.(ii) under the direction of a licensed professional engineer with Golder Associates Inc.

I hereby certify that this *Alternate Source Demonstration for Radium 226+228* has been prepared to meet the requirements of 40 CFR §257.95(g)(3)(ii) and ADEM Admin. Code r. 335-13-15-.06(6)(g)4.(ii).

Golder Associates Inc.

PJ Nolan, Ph.D.
Senior Project Geochemist

Dawn L. Prell
Senior Hydrogeologist



Gregory Hebeler, PE (AL # 29143)
Principal and Practice Leader

pjn/rv/dlp

Golder and the G logo are trademarks of Golder Associates Corporation

c:\users\dprell\appdata\local\microsoft\windows\inetcache\content.outlook\i9jm638q\gaston asd draft v4 1.28.21-fn - glh.docx

1.0 INTRODUCTION

This report presents an alternate source demonstration (ASD) for statistically significant levels (SSL) of combined radium 226+228 (combined radium) in groundwater at concentrations exceeding the groundwater protection standard (GWPS) of 5 pCi/L at Alabama Power Company's (APC) Plant E.C. Gaston Steam Plant (Plant Gaston) in the vicinity of the Plant Gaston Ash Pond (Ash Pond). As analyzed and reported, combined radium results are the sum of 2 isotopes of radium: radium 226 and radium 228. This ASD has been prepared pursuant to 40 CFR § 257.95(g)(3)(ii) and r. 335-13-15-.06(6)(g)4.(ii), which allows the owner or operator to demonstrate that a source other than the CCR unit caused the contamination, or that the statistically significant increase resulted from an error in sampling, analysis, statistical evaluation, or natural variation in groundwater quality.

Specifically, this ASD provides additional data that further demonstrates that the radium 226 component of combined radium detected at the site is naturally occurring and caused by the radioactive decay of uranium present in site earth materials. This ASD documents results of an investigation performed to evaluate the presence of naturally occurring uranium in soils and/or rock at Plant Gaston in the vicinity of the Ash Pond. This ASD provides information to support a previous ASD for the Plant Gaston Ash Pond, prepared by Southern Company Services (SCS) dated January 30, 2019 (SCS, 2019). Results of that ASD as well as additional investigation data is provided in this report. The additional investigation was performed to determine if naturally occurring uranium is present in aquifer materials. Decay of naturally-occurring uranium-238 generates radium-226 (^{226}Ra), which may then be mobilized due to chemical weathering when groundwater is in contact with uranium-rich soil and/or rock (Hem, 1985; Langmuir et al., 1997).

In summary, the following lines of evidence demonstrate that the detected concentrations of combined radium are naturally occurring and not the result of a release from the Ash Pond:

1) Combined radium is detected at very low concentrations in pore water from the Ash Pond that are an order of magnitude lower than concentrations observed in groundwater (or is not detected in pore water) . This directly implies that the Ash Pond cannot be a combined radium source and that there is a source other than the Ash Pond.

2) Combined radium is not detected in a shallow vertical delineation well (GN-AP-MW-20SV) installed next to GN-AP-MW-20. If the Ash Pond was the source, elevated combined radium should be observed in the shallow well and this has not occurred. This further suggests that migration from the Ash Pond is not the source of combined radium SSLs in well GN-AP-MW-20.

3) Groundwater at the site occurs in a carbonate aquifer system. Carbonate aquifer systems [such as those containing dolomite (Section 4.3.2)] have been associated with the presence of radium (Szabo et al. 2012) and naturally occurring uranium (Nolan et al. 2021), the latter which decays to ^{226}Ra. It has been further well understood that these systems are more likely to produce combined radium concentrations in excess of the MCL of 5 pCi/L, and ^{226}Ra/^{228}Ra activity ratios will be greater than 1 (Szabo et al. 2012).

4) Sequential extraction of uranium from rock samples located in the groundwater-bearing zone confirms the presence of uranium that is environmentally available and associated with carbonate minerals (i.e., uranium can be released from the soil/rock matrix to groundwater, including from the carbonate fraction).

5) The presence of enriched ^{226}Ra relative to ^{228}Ra indicates that groundwater at GN-AP-MW-20, where combined radium exceeded the GWPS, is influenced by the decay of naturally-occurring uranium and that uranium is the cause of elevated combined radium in groundwater rather than the Ash Pond (Szabo et al. 2012).

2.0 SITE DESCRIPTION AND BACKGROUND

Plant Gaston is located in southeast Shelby County, Alabama, and is operated by APC. A site location map is included as Figure 1, Site Location Map. The Ash Pond is located south-southwest of the main plant along the Coosa River.

2.1 Geologic and Hydrogeologic Setting

Plant Gaston is located in the Coosa Valley district of the Valley and Ridge Physiographic Province of central Alabama, which is characterized by moderate relief with elevations ranging from approximately 395 feet above mean sea level (AMSL) along the eastern plant boundary to approximately 530 feet AMSL at a hilltop in the southwestern portion of the plant. The site is located in a portion of the Valley and Ridge province known as the Coosa deformed belt, which is a long, sinuous, structurally complex zone (Frings, 1980).

The boundaries of the Coosa deformed belt are delineated by the Coosa synclinorium to the north and the Pell City thrust fault to the south. The area is underlain by a Paleozoic sequence of sedimentary rocks that range from Cambrian to Mississippian in age. Carbonate rocks comprise the bulk of the Cambrian and Ordovician rocks, and cherty limestone, sandstone, and shale comprise the Mississippian-age units. Also present in some portions of the plant is a thin unit of Devonian-age sandstone or shale. Near the Ash Pond, the shallow subsurface bedrock geology is comprised entirely of dolomites of the Knox Group. Boring logs from various on-site investigations indicate that the Ash Pond is underlain by a 11 to 63-foot-thick layer of residual clay, mainly formed by the in-situ weathering of the underlying Cambrian-Ordovician-age Knox dolomite. On the site, the Knox dolomite is characterized as a light to medium gray, fine-grained dolostone with bedded chert. Evidence of faulting was not observed in core samples and no faults have been mapped underneath the Ash Pond itself. One small thrust fault has been mapped in the area (Szabo, 1969; Frings, 1981). This fault has been interpreted to cross the river near the location of the coal pile and trends to the northwest approximately 500 to 1,500 feet to the north of the Ash Pond. Locally, this fault marks the transition from the older Knox dolomite to the Pennsylvanian-aged Parkwood Formation.

The Valley and Ridge aquifer system, found in the Coosa, Cahaba, Birmingham-Big Canoe, and Murphrees Valleys, includes a number of dolomitic and limestone units. At the site, the uppermost aquifer consists of Knox dolomite. On-site wells were generally screened in fractured or weathered intervals of Knox dolomite, where permeability is enhanced. Depths to these intervals are highly variable at the site and range from 35 to nearly 125 feet below ground surface (bgs).

2.2 Groundwater Monitoring

The groundwater monitoring system for the Ash Pond consists of twenty-two (22) monitoring wells as shown on Figure 2, Site Plan and Well Location Map. Monitoring well locations GN-AP-MW-1 through GN-AP-MW3 serve as upgradient (background) locations for the Ash Pond and monitoring wells GN-AP-MW-4 through GN-AP-MW-22 are utilized as downgradient locations. Upgradient wells are located south of the Ash Pond as determined by water level monitoring and potentiometric surface contour maps (Figure 3, Potentiometric Surface Contour Map – July 20, 2020). In accordance with the United States Environmental Protection Agency (EPA) coal combustion residual (CCR) rule (40 CFR § 257 Subpart D) and the State of Alabama's ADEM Admin. Code Chapter 335-13-15-.06, groundwater from the detection monitoring well network has routinely been sampled for constituents listed in Appendix III and IV. Statistical analysis of groundwater monitoring data is performed pursuant to 40 CFR § 257.93 and ADEM Admin. Code r. 335-13-15-.06(4).

2.3 Statistical Analyses

Analytical data from routine monitoring events at the Plant Gaston Ash Pond have been statistically evaluated in accordance with the site's certified statistical analysis method.

Parametric tolerance limits were used to calculate background limits from pooled upgradient well data for Appendix IV constituents with a target of 95% confidence and 95% coverage. The confidence and coverage levels for nonparametric tolerance limits are dependent upon the number of background samples. The background limits are then used when determining the GWPS. The results of the most recent statistical analyses for the site are included in Appendix A, Statistical Analyses.

Review of the Ash Pond monitoring well data and statistical analyses indicates that using the GWPS established according to both 40 CFR §257.95(h) and Admin. Code r. 335-13-15-.10(6)(a), combined radium exceeds the GWPS at monitoring well GN-AP-MW-20 (see Table 2.3 below).

Table 2.3: Plant Gaston Ash Pond Statistically Significant Level Exceedance

Appendix IV Parameter	Plant Gaston Ash Pond Monitoring Well	Data Range (3/2016 - 7/2020) (pCi/L)	GWPS (pCi/L)
Combined Radium	GN-AP-MW-20	11.6 – 20.3	5

3.0 ALTERNATE SOURCE DEMONSTRATION

As reported in the January 2019 ASD (SCS 2019), SCS developed three primary lines of evidence that support the conclusion that the reported concentrations of combined radium in groundwater in the vicinity of the Ash Pond were not the result of impacts by the Ash Pond but are naturally occurring, as follows:

- Combined radium is detected at very low concentrations in pore water from the Ash Pond that are an order of magnitude lower than concentrations observed in groundwater (or is not detected in pore water) . This directly implies that the Ash Pond cannot be a combined radium source and that there is a source other than the Ash Pond;
- The absence of combined radium in a shallow vertical delineation well (GN-AP-MW-20SV) installed next to GN-GSA-MW-20 downgradient of the Ash Pond; and
- Documented occurrence of combined radium occurrence in carbonate aquifer systems of the United States (Sabo et al, 2012).

In support of the direct lines of evidence, additional geochemical characterization of aquifer solids using sequential extraction and mineralogical analysis has resulted in further information supporting the conclusion that combined radium is naturally occurring and not the result of an impact by the Ash Pond. This information is discussed further in Section 3.3.

3.1 Source Water Characterization – Combined Radium

Ash pond porewater samples were collected from piezometers installed within the Ash Pond to characterize the potential source. Sample locations are shown on Figure 2. Results from sampling show non-detectable concentrations for combined radium in two of the three samples. The third sample reporting a low concentration of 0.495 picocuries per liter (pCi/l), which is well below concentrations detected in site groundwater. Concentrations of combined radium in monitoring well GN-AP-MW-20 have historically ranged from 11.6 to 20.3 pCi/l during routine groundwater sampling events. Based on this information (i.e., the lack of combined radium in porewater), the Ash Pond cannot be the source of the elevated radium in monitoring well GN-AP-MW-20.

Table 3.1 below summarizes the radium concentrations in porewater samples. Results of these analyses are presented in Appendix B, Laboratory Analytical Results.

Table 3.1 Combined Radium Results in Ash Pond Porewater[2]

Sample ID	Sample Date	Result (pCi/l)	Minimum Detectable Concentration (MDC) (pCi/l)
PW-18-9	12/11/2018	0.251 U	0.469
PW-18-3	12/11/2018	0.4 U	0.522
PW-18-6B	12/11/2018	0.495	0.432

Notes:

1. pCi/L – Picocuries per liter

2. Radium data is a combination of radium isotopes 226 and 228. When results are reported below the MDC (minimum detectable concentration), data is displayed with an accompanying U. The MDC varies depending upon the sample amount and elapsed time of the measurement.

3.2 Radium Concentrations in Site Wells

Review of reported radium concentrations in wells adjacent to well GN-AP-MW-20 show results ranging between 0.032 U and 2.35 pCi/l. Results observed in adjacent wells show reported concentrations well below that of GN-AP-MW-20 suggesting a very localized natural variability rather than a more widespread elevated concentrations which is what would be expected if the source of the elevated radium were caused by a release from the Ash Pond. Table 3.2 provides a summary of the combined radium results for wells in the vicinity of GN-AP-MW-20.

Table 3.2. Summary of Combined Radium Concentrations Nearest GN-AP-MW-20

Well ID	Date Range	Results (pCi/l)
GN-AP-MW-17	3/2016 – 7/2020	0.317 U – 1.85
GN-AP-MW-18	3/2016 – 7/2020	0.727 – 2.35
GN-AP-MS-19	3/2016 – 7/2020	0.143 U – 1.68
GN-AP-MW-21	3/2016 – 7/2020	0.032 U – 1.43
GN-AP-MW-20SV	12/2018 – 7/2020	0.807 – 1.46

Notes:

1. pCi/L – Picocuries per liter
2. Radium data is a combination of radium isotopes 226 and 228. When results are reported below the MDC (minimum detectable concentration), data is displayed with an accompanying U. The MDC varies depending upon the sample amount and elapsed time of the measurement.

Assessment well GN-AP-MW-20SV was installed in 2018 to assess combined radium results in well GN-AP-MW-20 and was installed proximal (within 20 feet) but at a shallower interval than GN-AP-MW-20. Well GN-AP-MW-20SV was installed near the soil/top of rock interface to determine radium concentrations higher up within the Knox dolomite. The combined radium results from GN-AP-MW-20SV range from 0.807 to 1.46 pCi/l which is below the promulgated MCL (5 pCi/l) and much lower than the concentrations reported for its paired location GN-AP-MW-20. If the source of radium at well GN-AP-MW-20 were from the Ash Pond, it is reasonable to assume that any leachate or leakage from the pond would impact GN-AP-MW-20SV prior to impacting GN-AP-MW-20. Because the results at GN-AP-MW-20SV are below the observed concentration at GN-AP-MW-20, they provide evidence that the combined radium results observed in GN-AP-MW-20 are not related to an impact from the facility. Combined radium data from GN-AP-MW-20SV is presented in Appendix B.

3.3 Characterization of Aquifer Materials

This section presents a summary of the geochemical characterization of aquifer materials documenting the presence of uranium at concentrations that can account for the radium detected in site groundwater. Aquifer materials were retrieved for this investigation from cores originally collected during monitoring well installation in September through December 2015. To characterize the aquifer materials at upgradient locations and where a combined radium SSL exists, three samples from bedrock piezometers were obtained from core storage boxes. The samples were as follows:

- Upgradient: GN-AP-B-1A (69 ft bgs)
- Upgradient: GN-AP-B-1A (85 ft bgs)
- Downgradient (radium SSL): GN-AP-MW-20 (89 bgs)

Multiple geochemical methods were used to assess the mineralogical and chemical composition of the bedrock aquifer materials samples. The sequential extraction procedure (SEP) was used to determine the uranium content and uranium provenance in the samples. X-ray diffraction (XRD) was used to identify and quantify the crystalline mineral phases in each sample. Brooks Applied Lab (BAL) located in Bothell, WA analyzed uranium using EPA method 6010B (SW846): "Inductively Coupled Plasma-Atomic Emissions Spectrometry", Revision 4 (EPA 2014). BAL utilized a method by Outula et al. (2009) specifically developed for the extraction of uranium from soils and rock, which is a revised version of a method originally developed by Tessier et al. (1979). The method developed by Outula et al. (2009) was reviewed and further validated by a group led by Sherry Faye at Lawrence Livermore National Laboratory, United States Department of Energy (Faye et al. 2017). SGS minerals, located in Lakefield Ontario, determined the mineralogical composition of the samples using the Rietveld Method of Mineral Identification by XRD.

3.3.1 Sequential Extraction Procedure

The sequential extraction procedure (SEP) consists of a five-step uranium extraction from solids to evaluate its distribution over five operationally defined mineral fractions and assess its corresponding potential environmental stability. The five-step SEP is defined by specific extraction steps as follows [based on a modified Tessier et al. (1979) method developed by Outula et al. (2009)]:

URANIUM SEQUENTIAL EXTRACTION PROCEDURE				
Environmentally Available (Increasing availability)	Step 1	Increasing Extraction Strength	Exchangeable Fraction	This extraction includes uranium that is electrostatically adsorbed to overburden minerals
	Step 2		Carbonate Fraction	This extraction targets uranium that is adsorbed or otherwise bound to carbonate minerals
	Step 3		Metal Hydroxide Fraction	This extraction targets uranium bound to hydroxides of iron, manganese, and/or aluminum
	Step 4		Organic Fraction	This extraction targets uranium strongly bound via chemisorption to organic material
Non-Environmentally Available	Step 5		Residual Fraction	Uranium present in the solid after the previous extractions, such as in silicates, phosphates, and refractory oxides, is extracted through complete dissolution of the remaining solid

Steps 1 through 5 represent increasingly rigorous digestions, dissolving increasingly insoluble components of the samples. Uranium extracted in Steps 1 through 4 is considered environmentally available, whereas uranium

extracted in Step 5 is present in a non-environmentally available fraction. The non-environmentally available fraction can be released gradually over long periods of time due to chemical weathering. However, uranium present in the non-environmentally available fraction is not expected to be released rapidly and in appreciable amounts under conditions typically encountered in aquifers, except in the case of acidification or other excursions from typical groundwater conditions (Tessier et al. 1979). On the other hand, uranium bound, for instance, in the carbonate fraction is much more likely to become mobile due to changes in groundwater chemistry than uranium bound within a residual fraction. Uranium that is exchangeable or present in the non-crystalline materials fraction can also be indicative of attenuation, for instance through sorption or other complexation mechanisms. The total uranium concentration from all five steps can be compared to the concentration determined from the total uranium analysis for compositional accountability.

3.3.2 Mineralogical Analysis

The mineralogical analysis was used to identify and quantify the crystalline mineral phases in each sample. This information is required for geochemical modeling as the release or attenuation of constituents of interest is influenced by the mineral phase(s) present in the aquifer (Hem 1985). The mineralogical testing laboratory (SGS Minerals Services) performed the analysis using quantitative (Rietveld) XRD and a Bruker AXS D8 Advance Diffractometer.

4.0 EVALUATION OF URANIUM AS A RADIUM SOURCE

The following describes analytical results that demonstrate the interrelationship of naturally occurring uranium at the site and radium in groundwater.

4.1 Occurrence of Uranium in Groundwater

Szabo et al. (2012) analyzed radium data from 1,270 groundwater samples across much of the United States. A key finding of their study is that carbonate aquifer systems (similar to the Knox dolomite beneath Plant Gaston) are the most likely to produce combined radium concentrations in excess of the promulgated MCL of 5 pCi/L. It was also observed that enrichment of radium-226 relative to radium-228 was more common in carbonate rock type aquifer systems and is likely a product of the enrichment of uranium in the carbonate minerals (Szabo et al, 2012). The presence of radium-226 is due to the decay chain of uranium-238 releasing radium-226 whereas the radium-228 isotope is a product of the thorium-232 decay chain (Hem 1985).

Combined radium sampled from the carbonate aquifer at well GN-AP-MW-20 shows such an enrichment of ^{226}Ra to ^{228}Ra with ^{226}Ra generally comprising between 90 and 95 percent of the combined result. This data supports the conclusion that naturally occurring uranium within the carbonate aquifer system is the source of elevated radium-226 at well GN-AP-MW-20.

4.2 Occurrence of Uranium in Soils and Bedrock

Total uranium concentrations in the three bedrock aquifer samples range from 0.453 to 1.11 mg/kg, as summarized in Table B1, Sequential Extraction and Total Uranium Results for Aquifer Solids in Appendix B, and Figure 3, Sequential Extraction Results – Uranium. Uranium concentrations were highest in the bedrock aquifer sample collected at location GN-AP-MW-20 (1.11 mg/kg), where the combined radium SSL occurred, and lowest in the samples from upgradient piezometer GN-AP-B-1A (0.453 and 0.558 mg/kg). The summed uranium concentrations from the SEP for locations GN-AP-MW-20, GN-AP-B-1A (69') and GN-AP-B1A (85') were 0.946, 0.484 and 0.516 mg/kg, respectively, indicating good agreement between the results from the chemical and SEP analysis.

The abundance of naturally occurring uranium in soils from the Eastern United States ranges from 0.29 to 11 mg/kg, (Smith and Huyck 1999). Uranium can leach from soils and/or rock regardless of its uranium content, and material with higher uranium values represents a more likely source to groundwater. As such, the aquifer solids present at GN-AP-MW-20 have a somewhat enhanced potential to contribute uranium to the groundwater relative to the aquifer underlying GN-AP-B-1A.

4.3 Environmental Availability of Uranium

4.3.1 Sequential Extraction Results

The SEP results for the three samples are provided in Appendix B and graphically presented in Figure 3. The graph on the left side of the figure shows the uranium concentrations for each of the five fractions while the right set of graphs provides the relative proportion of the uranium present in each of the five SEP fractions. Note that the total uranium concentrations measured in each sample may vary from the "sum" of the steps because they are independent tests on aliquots of samples, and some variability is expected.

As noted in Section 4.2, the sample from GN-AP-MW-20 reported the highest uranium content (1.11 mg/kg) of the three samples collected. In this sample, up to approximately 83% of the uranium is present in the fractions in

which uranium is environmentally available (i.e., steps 1 through 4 of the SEP), with up to approximately 24% reporting to the carbonate fraction. Uranium present in step 5, the residual fraction, represents approximately 17%. In upgradient samples GN-AP-B1A (69') and GN-AP-B1A (85'), the environmentally available fraction was slightly higher (approximately 94%), although these samples reported a lower total uranium concentration than GN-AP-MW-20.

4.3.2 Mineralogical Analysis

The mineralogical results of the three samples confirm dolomite is the dominant mineral in bedrock aquifer materials at the site (>99 wt.%), as shown in Figure 3. Low levels (<0.5 wt.%) of calcite and quartz were reported from GN-AP-B-1A (69') and GN-AP-B-1A (85'), respectively. These results indicate carbonate minerals represent a significant control on water chemistry at the site. Analytical data reports for mineralogical analyses are presented in Appendix C, X-Ray Diffraction Results.

4.3.3 Uranium Decay and $^{226}Ra/^{228}Ra$ Activity Ratio

As discussed in Szabo et al. (2012), carbonate aquifer systems (such as dolomite) are more likely to produce combined radium concentrations in excess of the MCL of 5 pCi/L, and $^{226}Ra/^{228}Ra$ activity ratios greater than 1. This is due, in part, to an enrichment of uranium relative to thorium in carbonate minerals (Sturchio et al. 2001). Briefly, a using a simplified decay chain, ^{226}Ra is the decay product of the uranium-238 (^{238}U) isotope, whereas ^{228}Ra is the decay product of the thorium-232 (^{232}Th) isotope (Hem 1985). Redistribution and enrichment of uranium in and associated with carbonate minerals is a result of the high solubility of uranium when in an oxidized valence state [as uranium(VI)], relative to thorium, which is highly insoluble and immobile under typical groundwater conditions (Hem 1985; Langmuir 1997). Thus, a higher $^{226}Ra/^{228}Ra$ ratio may indicate preferential dissolution of uranium or active chemical weathering of formations where uranium is abundant, as radium-226 and -228 are equally mobile once released into groundwater as daughter products (Szabo et al. 2012).

The combined radium concentration in groundwater sampled from the carbonate aquifer at well GN-AP-MW-20 is 14.64 pCi/L. The $^{226}Ra/^{228}Ra$ ratio of the sample is 9.93, consistent with preferential uranium enrichment in carbonate rock aquifer material.

4.4 Uranium Source Summary

The regional geologic setting includes rock types representing a potential source for uranium that is naturally released to the regional aquifers through chemical weathering and contact with groundwater. The results of geochemical characterization conducted on rock samples confirm the occurrence of rock types that contain uranium and, as such, can release combined radium to groundwater at the site.

The results of the supplemental site investigation can be summarized as follows:

- Widespread regions of groundwater containing naturally-occurring uranium across the United States have been well documented (Nolan & Weber 2015). The close association of carbonate minerals where uranium is present in aquifer materials, and in some cases controlling the occurrence of naturally-occurring uranium and radium is known (Nolan et al. 2021; Szabo et al. 2012). Additionally, Szabo and colleagues identified that carbonate aquifer systems (similar to the Knox dolomite beneath Plant Gaston) are the most likely to produce combined radium concentrations in excess of the promulgated MCL of 5 pCi/L due to uranium decay.

- At the Plant Gaston site, the underlying bedrock predominately consists of dolomite, which represents a known source of naturally-occurring radium in groundwater due to the close association of dolomite with naturally-occurring uranium.
- Sequential extraction of uranium from samples located in the groundwater-bearing zone confirms the presence of uranium that is environmentally available (i.e., uranium can be released from the soil/rock matrix to groundwater), the majority of which was associated with the carbonate and metal hydroxide phases. Both carbonate and metal hydroxide associated uranium is easily mobilized from aquifer solids into groundwater, which can continue to decay to ^{226}Ra.
- The presence of enriched ^{226}Ra relative to ^{228}Ra indicates that groundwater at GN-AP-MW-20, where combined radium exceeded the GWPS, is influenced by the decay of naturally-occurring uranium and that the uranium is the cause of elevated combined radium in groundwater rather than the Ash Pond.

5.0 CONCLUSION

This ASD has been prepared pursuant to 40 CFR § 257.95(g)(3)(ii) and r. 335-13-15-.06(6)(g)4.(ii), to address the SSLs of combined radium observed in monitoring well GN-AP-MW-20 at Plant Gaston. Based on this ASD, combined radium SSLs at the site are the result of natural variability in groundwater quality and are not the result of a release from the Ash Pond. Lines of evidence supporting this demonstration include:

- Combined radium is detected at very low concentrations in pore water from the Ash Pond that are an order of magnitude lower than concentrations observed in groundwater (or is not detected in pore water) . This directly implies that the Ash Pond cannot be a combined radium source and that there is a source other than the Ash Pond.
- The absence of combined radium in a shallow vertical delineation well (GN-AP-MW-20SV) installed next to GN-AP-MW-20 downgradient of the Ash Pond.
- Groundwater at the site occurs in a carbonate aquifer system. Carbonate aquifer systems [such as those containing dolomite (Section 4.3.2)] have been closely associated with the presence of radium (Szabo et al. 2012) and naturally-occurring uranium (Nolan et al. 2021), the latter which decays to ^{226}Ra. It has been further well understood that these systems are more likely to produce combined radium concentrations in excess of the MCL of 5 pCi/L, and ^{226}Ra/^{228}Ra activity ratios will be greater than 1 (Szabo et al. 2012).
- Sequential extraction of uranium from rock samples located in the groundwater-bearing zone confirms the presence of uranium that is environmentally available and associated with carbonate minerals (i.e., uranium can be released from the soil/rock matrix to groundwater, including from the carbonate fraction).
- The presence of enriched ^{226}Ra relative to ^{228}Ra indicates that groundwater at GN-AP-MW-20, where combined radium exceeded the GWPS, is influenced by the decay of naturally-occurring uranium and that uranium is the cause of elevated combined radium in groundwater rather than the Ash Pond (Szabo et al. 2012).

In summary, uranium decay occurs naturally within the underlying carbonate aquifer and releases radium 226 into groundwater, consistent with similar, previously published observations across the region in which Plant Gaston is located. The lines of evidence presented here confirm that the combined radium concentrations present in groundwater at Plant Gaston are attributable to the presence of naturally occurring uranium in the subsurface aquifer materials.

6.0 REFERENCES

EPA. 2014. Method 6010B (SW846): “Inductively Coupled Plasma-Atomic Emissions Spectrometry”, Revision 4.

Faye, S.A., Richards, J.M., Gallardo, A.M., Campbell, K.R. and Sudowe, R., 2017. Development of a standardized sequential extraction protocol for simultaneous extraction of multiple actinide elements. Journal of Radioanalytical and Nuclear Chemistry, 312(1), pp.37-45.

Frings, D.M., 1980. Report on the Geology of E.C. Gaston Steam Plant Dry Ash Disposal System.

Frings, D.M., 1981. Report on the Geology of E.C. Gaston Steam Plant Office Annex Addition.

Hem, J.D., 1985. Study and interpretation of the chemical characteristics of natural water (Vol. 2254). US Geological Survey.

Langmuir, D., Hall, P. and Drever, J., 1997. Aqueous Environmental Chemistry. Prentice Hall, New York, NY.

Nolan, PJ., Bone, S., Campbell, K.M., Pan, D., Healy, O., Stange, M., Bargar, J. and Weber, K.A., 2021. Uranium (VI) attenuation in a carbonate-bearing oxic alluvial aquifer. Journal of Hazardous Materials, p.125089.

Nolan, PJ. and Weber, K.A., 2015. Natural uranium contamination in major US aquifers linked to nitrate. Environmental Science & Technology Letters, 2(8), pp.215-220.

Outola, I., Inn, K., Ford, R., Markham, S. and Outala, P., 2009. Optimizing standard sequential extraction protocol with lake and ocean sediments. Journal of radioanalytical and nuclear chemistry, 282(2), pp. 321-327.

Smith, K.S. and Huyck, H.L.O.,1999. An Overview of the Abundance, Relative Mobility, Bioavailability, and Human Toxicity of Metals, In G.S. Plumlee and M.J. Logsdon (Eds.), The Environmental Chemistry of Mineral Deposits, Reviews in Economic Geology, Volume 6A, pp. 29-70.

Southern Company Service (SCS), 2019. Alternate Source Demonstration, Alabama Power Company, Plant Gaston Ash Pond.

Sturchio, N.C., Banner, J.L., Binz, C.M., Heraty, L.B. and Musgrove, M., 2001. Radium geochemistry of ground water in Paleozoic carbonate aquifers, midcontinent, USA. Applied Geochemistry, 16(1), pp.109-122.

Szabo, M. W., Clarke Jr., O.M., and Moore, D.B., 1969. Mineral Resources Map of Mobile, County, Alabama. Geological Survey of Alabama (GSA) Map 89.

Szabo, Z., Vincent, T., Fischer, J.M., Kraemer, T.F. and Jacobsen, E., 2012. Occurrence and geochemistry of radium in water from principal drinking-water aquifer systems of the United States. Applied Geochemistry, 27(3), pp.729-752.

Tessier, A., Campbell, P.G.C., and Bisson, M., 1979. Sequential Extraction Procedure for the Speciation of Particulate Trace Metals. Analytical Chemistry, Vol. 51, No. 7, pp.844-851.

FIGURES

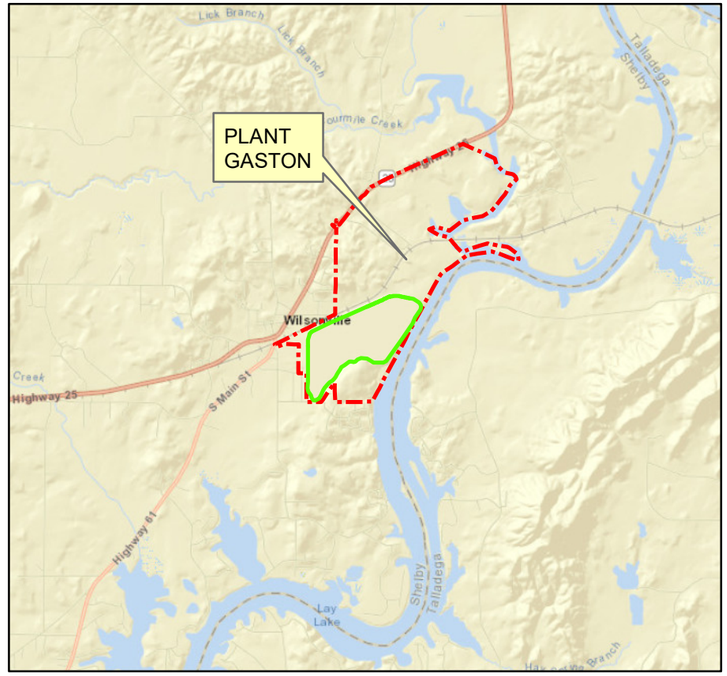

0 0.5 1 2 3 4 5 Miles

Legend

- Ash Pond Boundary
- Property Boundary (Approximate)

N W E S

0 1,000 2,000 4,000 6,000 8,000 Feet

Copyright © 2018 Southern Company Services, Inc. All Rights Reserved.
This document contains proprietary, confidental, and/or trade secret information of the subsidiaries of The Southern Company or of third parties. It is intended for use only by employees of, or authorized contractors of, the subsidiaries of the Southern Company. Unauthorized possession, use, distribution, copying, dissemination, or disclosure of any portion is prohibited.

FIGURE 1
SITE LOCATION MAP
PLANT GASTON ASH POND

Southern Company Generation
Earth Science and Environmental Engineering

FOR

Alabama Power Company

SCALE	PROJ I.D.	DRAWING NUMBER	SHEET	CONT'D	REV
1:24k		FIGURE 1	1		

Legend

- In Network Well
- Property Boundary (Approximate)
- Ash Pond Boundary

N
W E
S

0 750 1,500 3,000 Feet

Copyright © 2018 Southern Company Services, Inc. All Rights Reserved.
This document contains proprietary, confidental, and/or trade secret information of the subsidiaries of The Southern Company or of third parties. It is intended for use only by employees of, or authorized contractors of, the subsidiaries of the Southern Company. Unauthorized possession, use, distribution, copying, dissemination, or disclosure of any portion is prohibited.

Southern Company Generation
Earth Science and Environmental Engineering

FOR

Alabama Power Company

FIGURE 2
MONITORING WELL LOCATION MAP
PLANT GASTON ASH POND

SCALE	PROJ I.D.	DRAWING NUMBER	SHEET	CONT'D	REV
1:9k		FIGURE 2	1		

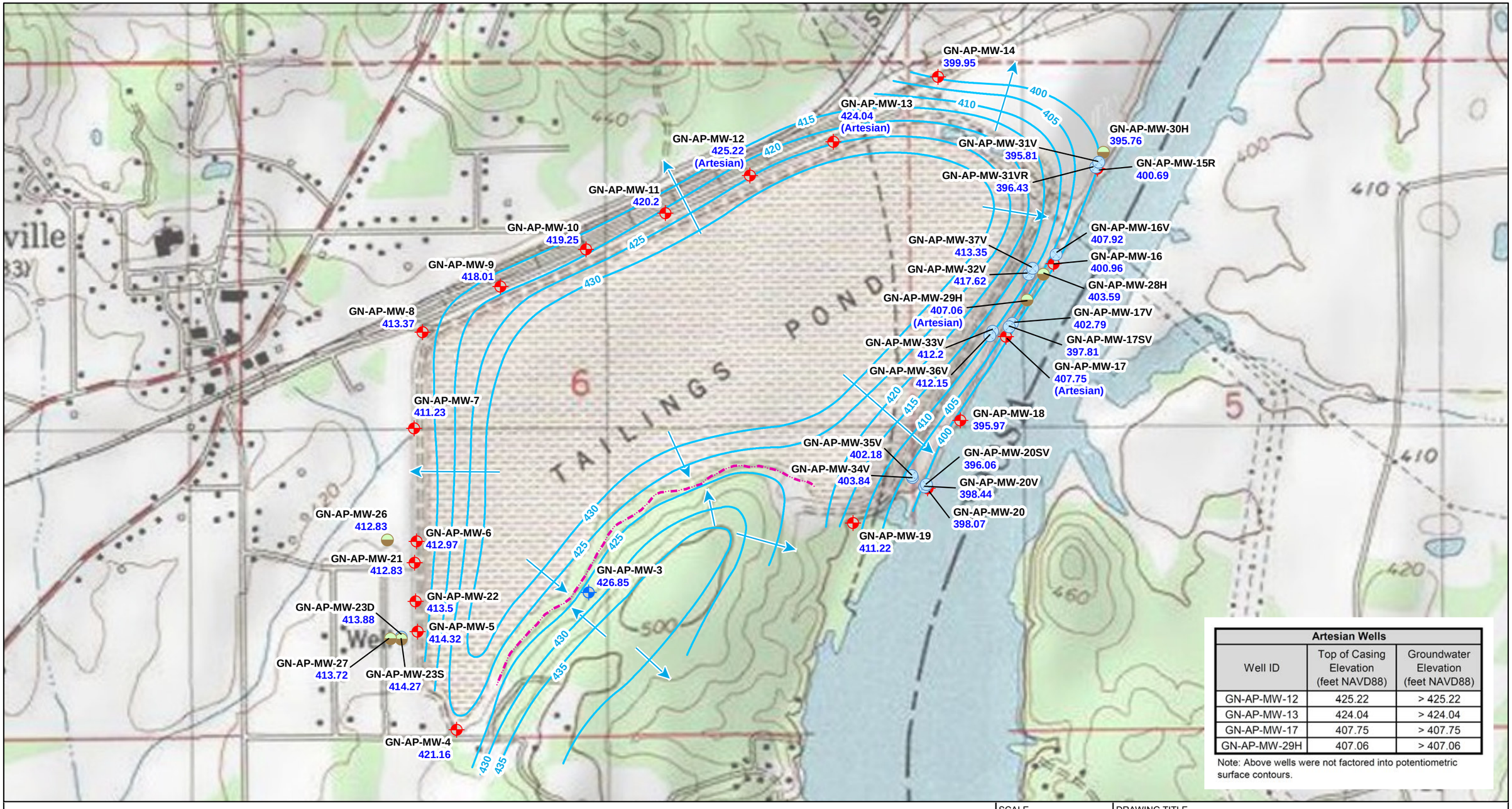

Artesian Wells		
Well ID	Top of Casing Elevation (feet NAVD88)	Groundwater Elevation (feet NAVD88)
GN-AP-MW-12	425.22	> 425.22
GN-AP-MW-13	424.04	> 424.04
GN-AP-MW-17	407.75	> 407.75
GN-AP-MW-29H	407.06	> 407.06

Note: Above wells were not factored into potentiometric surface contours.

Legend

- Downgradient Monitoring Well
- Upgradient Monitoring Well
- Horizontal Delineation Well
- Vertical Delineation Well
- Abandoned Monitoring Well
- Potentiometric Surface Contour (ft NAVD88)
- Approximate Groundwater Flow Direction
- Drainage Ditch

GN-AP-MW-3 Well ID
426.85 Groundwater Elevation

N

0 500 1,000 2,000 Feet

NOTE: NAVD88 indicates North American Vertical Datum of 1988.

SCALE	1:9000
DATE	10/26/2020
DRAWN BY	KWR
CHECKED BY	GBD

DRAWING TITLE

POTENTIOMETRIC SURFACE CONTOUR MAP
JULY 20, 2020
PLANT GASTON ASH POND

FIGURE NO

FIGURE 3

Southern Company

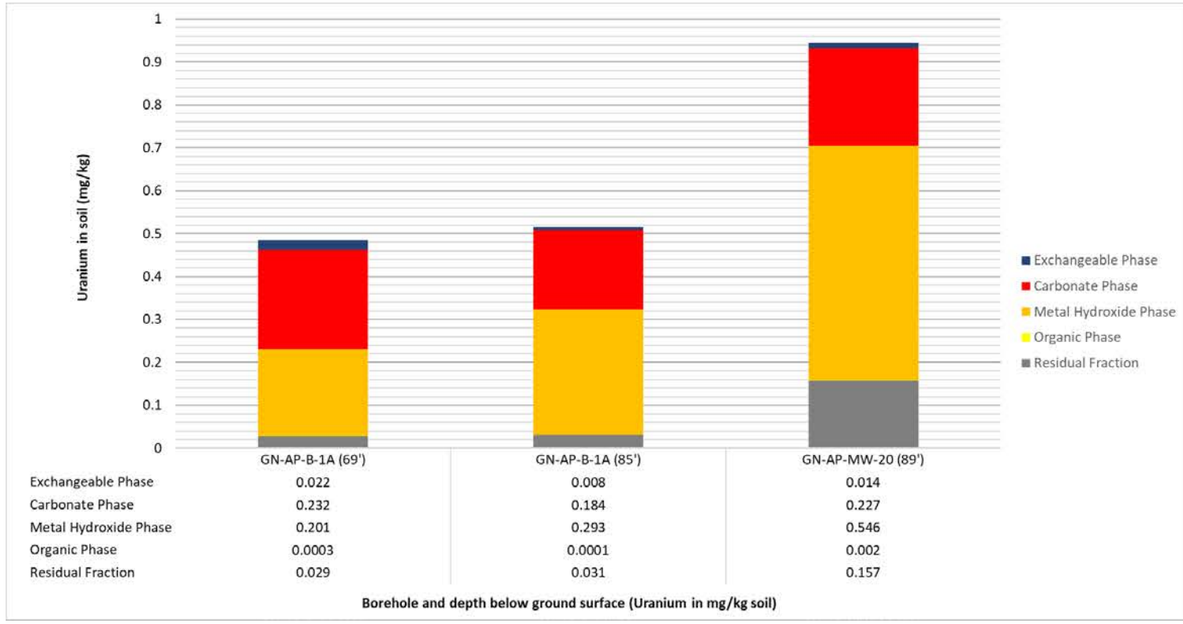

	GN-AP-B-1A (69')	GN-AP-B-1A (85')	GN-AP-MW-20 (89')
Exchangeable Phase	0.022	0.008	0.014
Carbonate Phase	0.232	0.184	0.227
Metal Hydroxide Phase	0.201	0.293	0.546
Organic Phase	0.0003	0.0001	0.002
Residual Fraction	0.029	0.031	0.157

Borehole and depth below ground surface (Uranium in mg/kg soil)

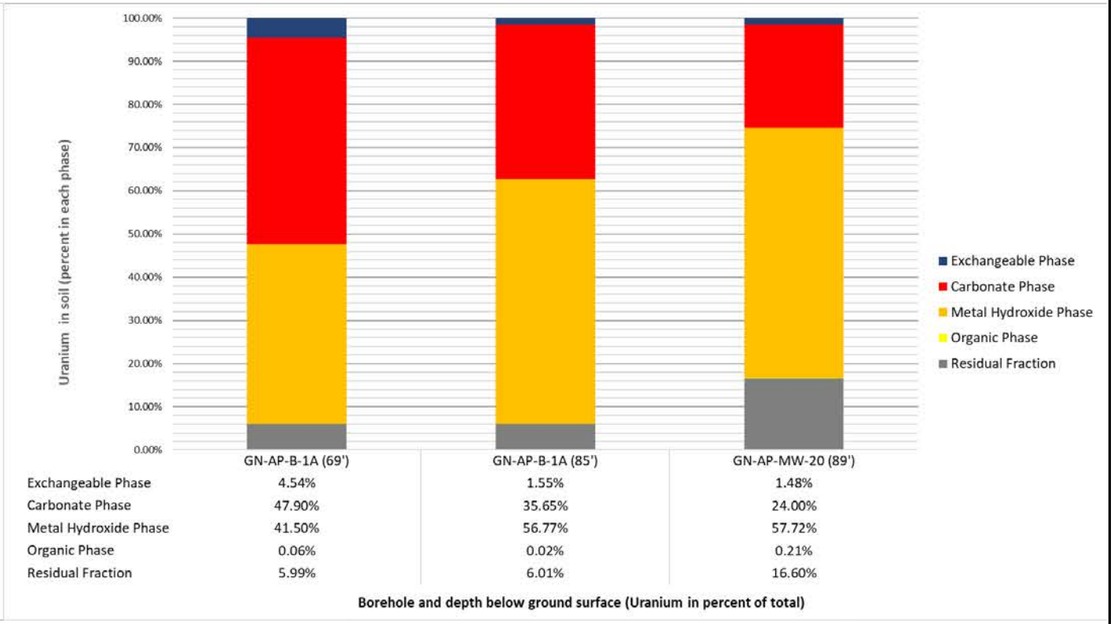

	GN-AP-B-1A (69')	GN-AP-B-1A (85')	GN-AP-MW-20 (89')
Exchangeable Phase	4.54%	1.55%	1.48%
Carbonate Phase	47.90%	35.65%	24.00%
Metal Hydroxide Phase	41.50%	56.77%	57.72%
Organic Phase	0.06%	0.02%	0.21%
Residual Fraction	5.99%	6.01%	16.60%

Borehole and depth below ground surface (Uranium in percent of total)

CLIENT
ALABAMA POWER COMPANY
PLANT GASTON

PROJECT
ALTERNATE SOURCE DEMONSTRATION

CONSULTANT
GOLDER

TITLE
URANIUM SEQUENTIAL EXTRACTION RESULTS

PROJECT NO.	PHASE	REV.	FIGURE
20146395	001		4

APPENDIX A

Statistical Analyses

GROUNDWATER STATS CONSULTING

October 28, 2020

Southern Company Services
Attn: Mr. Greg Dyer
3535 Colonnade Parkway
Birmingham, AL 35243

Re: Plant Gaston Ash Pond
2nd Semi-Annual Analysis – July 2020

Dear Mr. Dyer,

Groundwater Stats Consulting, formerly the statistical consulting division of Sanitas Technologies, is pleased to provide the statistical analysis of groundwater data for the July 2020 2nd semi-annual sample event for Alabama Power Company's Plant Gaston Ash Pond. The analysis complies with the federal rule for the Disposal of Coal Combustion Residuals from Electric Utilities (CCR Rule, 2015) as well as with the USEPA Unified Guidance (2009).

Sampling began at site for the CCR program in 2016. The monitoring well network, as provided by Southern Company Services, consists of the following:

- **Upgradient wells:** GN-AP-MW-2 and GN-AP-MW-3
- **Downgradient wells:** GN-AP-MW-1, GN-AP-MW-4, GN-AP-MW-5, GN-AP-MW-6, GN-AP-MW-7, GN-AP-MW-8, GN-AP-MW-9, GN-AP-MW-10, GN-AP-MW-11, GN-AP-MW-12, GN-AP-MW-13, GN-AP-MW-14, GN-AP-MW-15R, GN-AP-MW-16, GN-AP-MW-17, GN-AP-MW-18, GN-AP-MW-19, GN-AP-MW-20, GN-AP-MW-21, and GN-AP-MW-22
- **Delineation wells:** GN-AP-MW-16V, GN-AP-MW-17V, GN-AP-MW-17SV, GN-AP-MW-20V, GN-AP-MW-20SV, GN-AP-MW-23D, GN-AP-MW-31V, GN-AP-MW-31VR, GN-AP-MW-32V, GN-AP-MW-33V, GN-AP-MW-34V, GN-AP-MW-35V, GN-AP-MW-36V, GN-AP-MW-37, GN-AP-MW-23S, GN-AP-MW-26, GN-AP-MW-27, GN-AP-MW-28H, GN-AP-MW-29H, and GN-AP-MW-30H

Data from delineation wells are included on time series and box plots but did not require formal statistics. Note that wells GN-AP-MW-1 and GN-AP-MW-2 have been abandoned but are included on time series for historical data purposes.

Data were sent electronically to Groundwater Stats Consulting, and the statistical analysis was prepared according to the Statistical Analysis Plan approved by Dr. Kirk Cameron, PhD Statistician with MacStat Consulting, primary author of the USEPA Unified Guidance, and Senior Advisor to Groundwater Stats Consulting. The analysis was reviewed by Kristina Rayner, Groundwater Statistician and Founder of Groundwater Stats Consulting.

The CCR program consists of the following constituents:

> **Appendix III** (Detection Monitoring) - boron, calcium, chloride, fluoride, pH, sulfate, and TDS
> **Appendix IV** (Assessment Monitoring) - antimony, arsenic, barium, beryllium, cadmium, chromium, cobalt, combined radium 226 + 228, fluoride, lead, lithium, mercury, molybdenum, selenium, and thallium

Note that when there are no detections present in downgradient wells for a given constituent, statistical analyses are not required. A summary of well/constituent pairs with 100% nondetects follows this letter. A substitution of the most recent reporting limit is used for nondetect data.

Time series plots for Appendix III and IV parameters at all wells are provided for the purpose of screening data at these wells (Figure A). A substitution of the most recent reporting limit is used for nondetect data. Additionally, a separate section of box plots is included for all constituents at upgradient and downgradient wells (Figure B). The time series plots are used to initially screen for suspected outliers and trends, while the box plots provide visual representation of variation within individual wells and between all wells.

In earlier analyses, data at all wells were evaluated for the following: 1) outliers; 2) trends; 3) most appropriate statistical method for Appendix III parameters based on analysis of the spatial variability of groundwater quality data among wells upgradient of the facility; and 4) eligibility of downgradient wells when intrawell statistical methods are recommended. Power curves are provided in this report to demonstrate that the selected statistical methods for Appendix III parameters comply with the USEPA Unified Guidance. The EPA suggests that the selected statistical method should provide at least 55% power at 3 standard deviations or at least 80% power at 4 standard deviations. Power curves are based on the following statistical methods and site/data characteristics:

- Semi-Annual Sampling
- Interwell Prediction Limits with 1-of-2 resample plan
- Background Number: 28
- # Constituents: 7
- # Downgradient wells: 19

Summary of Statistical Methods – Appendix III Parameters

Based on the earlier evaluation described above, interwell prediction limits were utilized in the analysis of this site.

Parametric prediction limits are utilized when the screened historical data follow a normal or transformed-normal distribution. When data cannot be normalized or the majority of data are nondetects, a nonparametric test is utilized. While the false positive rate associated with the parametric limits is based on an annual 10% as recommended by the EPA Unified Guidance (2009), the false positive rate associated with the nonparametric limits is dependent upon the available background sample size, number of future comparisons, and verification resample plan. The distribution of data is tested using the Shapiro-Wilk/Shapiro-Francia test for normality. After testing for normality and performing any adjustments as discussed below (US EPA, 2009), data are analyzed using either parametric or non-parametric prediction limits.

- No statistical analyses are required on wells and analytes containing 100% nondetects (USEPA Unified Guidance, 2009, Chapter 6).
- When data contain <15% nondetects in background, simple substitution of one-half the reporting limit is utilized in the statistical analysis. The reporting limit utilized for nondetects is the practical quantification limit (PQL) as reported by the laboratory.
- When data contain between 15-50% nondetects, the Kaplan-Meier nondetect adjustment is applied to the background data. This technique adjusts the mean and standard deviation of the historical concentrations to account for concentrations below the reporting limit.
- Nonparametric prediction limits are used on data containing greater than 50% nondetects.

Natural systems continuously evolve due to physical changes made to the environment. Examples include capping a landfill, paving areas near a well, or lining a drainage channel to prevent erosion. Periodic updating of background statistical limits is necessary to accommodate these types of changes. In the interwell case, prediction limits are updated with upgradient well data during each event after careful screening for any new outliers.

While not required for this report, in some cases, deselecting the earlier portion of data may be necessary prior to construction of limits so that resulting statistical limits are conservative (lower) from a regulatory perspective and capable of rapidly detecting changes in groundwater quality. Even though the data are excluded from the calculation, the values will continue to be reported and shown in tables and graphs.

Background Update Summary – Conducted in September 2019

Interwell prediction limits, which compare the most recent sample from each downgradient well to statistical limits constructed from pooled upgradient well data, are updated during each sample event. Data from upgradient wells are periodically re-screened for newly developing trends, which may require adjustment of the background period to eliminate the trend, as well as for outliers over the entire record. Interwell prediction limits are used to evaluate boron, calcium, chloride, fluoride, pH, sulfate, and TDS.

Prior to performing prediction limits, proposed background data through April/May 2019 were reviewed to identify any newly suspected outliers at all upgradient wells for boron, calcium, chloride, fluoride, pH, sulfate, and TDS. Both Tukey's Test and visual screening are used to identify potential outliers. When identified, values were flagged with "o" and excluded to reduce variation, better represent background conditions, and provide limits that are conservative from a regulatory perspective. Potential outliers that are identified by Tukey's test but are not greatly different from the rest of the data are not flagged. Also, outliers that are not identified as important by Tukey's test may be identified visually. As mentioned above, flagged data are displayed in a lighter font and as a disconnected symbol on the time series reports, as well as in a lighter font on the accompanying data pages. Summaries of both Tukey's test results and of flagged values follow this letter.

The Sen's Slope/Mann Kendall trend test was used to evaluate the entire record of data from upgradient wells for parameters utilizing interwell prediction limits. When statistically significant increasing trends are identified in upgradient wells, the earlier portion of data is deselected prior to construction of interwell statistical limits if the trending data would result in statistical limits that are not conservative from a regulatory perspective. A statistically significant trend was noted in upgradient well GN-AP-MW-1 for calcium and was included on Trend Test Summary Table during the September 2019 screening. This trend required no adjustments, however, because the period of record is short and/or the magnitude of the trend was low relative to the average concentrations in background. Since that time, GN-AP-MW-1 has been redesignated from an upgradient well to a downgradient well and is currently abandoned. No statistically significant trends were noted in either of the upgradient wells.

Evaluation of Appendix III Parameters – July 2020

Background (upgradient) well data for Appendix III constituents were re-assessed for potential outliers during this analysis. No new values were flagged. Values in background which have been flagged as outliers may be seen in a lighter font and as a disconnected symbol on the graphs. A summary of flagged outliers follows this report (Figure C).

Interwell prediction limits combined with a 1-of-2 verification strategy were constructed for all Appendix III parameters (Figure D). Interwell prediction limits pool upgradient well data to establish a background limit for an individual constituent. Although well GN-AP-MW-2 has been abandoned, it is still used in calculations for statistical limits. The most recent sample from each downgradient well is compared to the background limit to determine whether there are statistically significant increases (SSIs).

In the event of an initial exceedance of compliance well data, the 1-of-2 resample plan allows for collection of one additional sample to determine whether the initial exceedance is confirmed. When the resample confirms the initial exceedance, a statistically significant increase (SSI) is identified, and further research would be required to identify the cause of the exceedance (i.e. impact from the site, natural variation, or an off-site source). If a resample falls within the statistical limit, the initial exceedance is considered to be a false positive result; therefore, no further action is necessary. A summary of the prediction limits results may be found in the Prediction Limit Summary tables following this letter. Several exceedances for interwell prediction limits were identified.

When prediction limit exceedances are identified in downgradient wells, data are further evaluated using the Sen's Slope/Mann Kendall trend test to determine whether concentrations are statistically increasing, decreasing, or stable (Figure E). Upgradient wells are included in the trend analyses for all parameters found to exceed their prediction limit in downgradient wells to identify whether similar patterns exist upgradient of the site which is an indication of natural variability in groundwater unrelated to practices at the site. A summary of the trend test results follows this letter. Statistically significant trends were identified for the following well/constituent pairs:

Increasing:

- Boron: GN-AP-MW-11, GN-AP-MW-12, and GN-AP-MW-15R
- Calcium: GN-AP-MW-12 and GN-AP-MW-22
- Chloride: GN-AP-MW-6, GN-AP-MW-9, GN-AP-MW-15R, GN-AP-MW-16, GN-AP-MW-17, GN-AP-MW-18, GN-AP-MW-20, and GN-AP-MW-22
- Fluoride: GN-AP-MW-9

- Sulfate: GN-AP-MW-11 and GN-AP-MW-12
- TDS: GN-AP-MW-9, GN-AP-MW-11, GN-AP-MW-12, and GN-AP-MW-22

Decreasing:

- pH: GN-AP-MW-22
- TDS: GN-AP-MW-8

Evaluation of Appendix IV Parameters – July 2020

Data from all wells for Appendix IV parameters are reassessed for outliers during each analysis. No new outliers were flagged. A summary of previously flagged outliers follows this report (Figure C).

In accordance with Alabama Department of Environmental Management, the Groundwater Protections Standards (GWPS) utilized during the 2019 2nd semi-annual report were used in the confidence interval analysis for this 2020 2nd semi-annual report. The GWPS will be updated during the 2021 2nd semi-annual statistical analysis. The methodology used to create these GWPS is described below.

First, background limits were determined using tolerance limits constructed from pooled upgradient well data. The tolerance limits contain a known fraction (coverage) of the background population with a known level of confidence. When data followed a normal or transformed-normal distribution, parametric tolerance limits were used to calculate background limits for Appendix IV parameters using pooled upgradient well data through September 2019 with a target of 95% confidence and 95% coverage (Figure F).

Nonparametric tolerance limits, which use the highest value in background as the statistical limit, were constructed when data did not follow a normal or transformed-normal distribution or when there were greater than 50% nondetects. The confidence and coverage levels for nonparametric tolerance limits are dependent upon the number of background samples. These background limits are then compared to the Maximum Contaminant Levels (MCLs) for each parameter, and the higher of the two is used as the GWPS (Figure G) in the confidence interval comparisons described below. Note that none of the parametric tolerance limits resulted in higher limits than the established MCLs or CCR-Rule Specified Limits. In future UTL calculations, nonparametric tolerance limits will be used exclusively, as requested by ADEM, to eliminate variation among upgradient well data.

Confidence intervals were then constructed on downgradient wells using a maximum of the most recent 8 samples through July 2020 for each of the Appendix IV parameters.

These intervals were constructed as either parametric or nonparametric confidence intervals depending on the data distribution and percentage of nondetects. Date ranges were set for well/constituent pairs that had more than 8 samples between the dates of 6/20/2017 and 7/29/2020 and a list of those well/constituent pairs follows this report. As mentioned above, well/constituent pairs with 100% nondetects did not require statistics and were, therefore, deselected prior to construction confidence intervals. A list of deselected well/constituent pairs also follows this report. The decision logic, with respect to the use of a parametric or nonparametric confidence interval, is similar to that used to construct tolerance limits as discussed above. Each confidence interval is compared with the corresponding GWPS. Only when the entire confidence interval is above the GWPS is the well/constituent pair considered to exceed its respective standard. Both a tabular summary and graphical presentation of the confidence interval results follow this letter (Figure H). Exceedances were noted for the following well/constituent pairs:

- Arsenic: GN-AP-MW-17
- Combined Radium: GN-AP-MW-20
- Lithium: GN-AP-MW-15R, GN-AP-MW-16, GN-AP-MW-17, and GN-AP-MW-20
- Molybenum: GN-AP-MW-5, GN-AP-MW-15R, GN-AP-MW-16, GN-AP-MW-17, and GN-AP-MW-20

Thank you for the opportunity to assist you in the statistical analysis of groundwater quality for Plant Gaston Ash Pond. If you have any questions or comments, please feel free to contact us.

For Groundwater Stats Consulting,

Abdul Diane
Groundwater Analyst

Kristina Rayner
Groundwater Statistician

100% Non-Detects

Analysis Run 10/19/2020 4:42 PM View: Appendix IV ND
Plant Gaston Client: Southern Company Data: Gaston Ash Pond

Antimony (mg/L)
GN-AP-MW-10, GN-AP-MW-11, GN-AP-MW-13, GN-AP-MW-16, GN-AP-MW-18, GN-AP-MW-20, GN-AP-MW-21, GN-AP-MW-22, GN-AP-MW-4, GN-AP-MW-5, GN-AP-MW-8, GN-AP-MW-9

Arsenic (mg/L)
GN-AP-MW-10, GN-AP-MW-11, GN-AP-MW-13, GN-AP-MW-4, GN-AP-MW-5, GN-AP-MW-6, GN-AP-MW-7

Beryllium (mg/L)
GN-AP-MW-10, GN-AP-MW-11, GN-AP-MW-12, GN-AP-MW-13, GN-AP-MW-14, GN-AP-MW-15R, GN-AP-MW-16, GN-AP-MW-17, GN-AP-MW-18, GN-AP-MW-19, GN-AP-MW-20, GN-AP-MW-21, GN-AP-MW-22, GN-AP-MW-4, GN-AP-MW-5, GN-AP-MW-6, GN-AP-MW-7, GN-AP-MW-8, GN-AP-MW-9

Cadmium (mg/L)
GN-AP-MW-10, GN-AP-MW-11, GN-AP-MW-12, GN-AP-MW-13, GN-AP-MW-14, GN-AP-MW-15R, GN-AP-MW-16, GN-AP-MW-18, GN-AP-MW-19, GN-AP-MW-20, GN-AP-MW-21, GN-AP-MW-22, GN-AP-MW-4, GN-AP-MW-5, GN-AP-MW-6, GN-AP-MW-7, GN-AP-MW-8, GN-AP-MW-9

Chromium (mg/L)
GN-AP-MW-10, GN-AP-MW-11, GN-AP-MW-12, GN-AP-MW-13, GN-AP-MW-14, GN-AP-MW-15R, GN-AP-MW-16, GN-AP-MW-17, GN-AP-MW-18, GN-AP-MW-19, GN-AP-MW-20, GN-AP-MW-21, GN-AP-MW-22, GN-AP-MW-4, GN-AP-MW-5, GN-AP-MW-6, GN-AP-MW-7, GN-AP-MW-9

Cobalt (mg/L)
GN-AP-MW-10, GN-AP-MW-11, GN-AP-MW-12, GN-AP-MW-13, GN-AP-MW-14, GN-AP-MW-15R, GN-AP-MW-16, GN-AP-MW-17, GN-AP-MW-18, GN-AP-MW-19, GN-AP-MW-20, GN-AP-MW-21, GN-AP-MW-22, GN-AP-MW-4, GN-AP-MW-5, GN-AP-MW-6, GN-AP-MW-7, GN-AP-MW-8, GN-AP-MW-9

Lead (mg/L)
GN-AP-MW-10, GN-AP-MW-11, GN-AP-MW-12, GN-AP-MW-13, GN-AP-MW-14, GN-AP-MW-15R, GN-AP-MW-16, GN-AP-MW-17, GN-AP-MW-18, GN-AP-MW-19, GN-AP-MW-20, GN-AP-MW-21, GN-AP-MW-22, GN-AP-MW-4, GN-AP-MW-5, GN-AP-MW-6, GN-AP-MW-7, GN-AP-MW-8, GN-AP-MW-9

Lithium (mg/L)
GN-AP-MW-10, GN-AP-MW-11, GN-AP-MW-12, GN-AP-MW-13, GN-AP-MW-14, GN-AP-MW-19, GN-AP-MW-21, GN-AP-MW-22, GN-AP-MW-4, GN-AP-MW-6, GN-AP-MW-7, GN-AP-MW-8, GN-AP-MW-9

Mercury (mg/L)
GN-AP-MW-10, GN-AP-MW-11, GN-AP-MW-12, GN-AP-MW-13, GN-AP-MW-14, GN-AP-MW-15R, GN-AP-MW-16, GN-AP-MW-17, GN-AP-MW-18, GN-AP-MW-19, GN-AP-MW-20, GN-AP-MW-21, GN-AP-MW-22, GN-AP-MW-4, GN-AP-MW-5, GN-AP-MW-6, GN-AP-MW-7, GN-AP-MW-8, GN-AP-MW-9

Molybdenum (mg/L)
GN-AP-MW-10, GN-AP-MW-11, GN-AP-MW-12, GN-AP-MW-13, GN-AP-MW-14, GN-AP-MW-4, GN-AP-MW-7, GN-AP-MW-8

Selenium (mg/L)
GN-AP-MW-10, GN-AP-MW-11, GN-AP-MW-12, GN-AP-MW-13, GN-AP-MW-14, GN-AP-MW-15R, GN-AP-MW-16, GN-AP-MW-17, GN-AP-MW-18, GN-AP-MW-19, GN-AP-MW-20, GN-AP-MW-21, GN-AP-MW-22, GN-AP-MW-4, GN-AP-MW-5, GN-AP-MW-6, GN-AP-MW-7, GN-AP-MW-8, GN-AP-MW-9

Thallium (mg/L)
GN-AP-MW-10, GN-AP-MW-11, GN-AP-MW-12, GN-AP-MW-13, GN-AP-MW-14, GN-AP-MW-15R, GN-AP-MW-16, GN-AP-MW-17, GN-AP-MW-19, GN-AP-MW-20, GN-AP-MW-21, GN-AP-MW-22, GN-AP-MW-4, GN-AP-MW-5, GN-AP-MW-6, GN-AP-MW-7, GN-AP-MW-8, GN-AP-MW-9

Interwell Power Curve

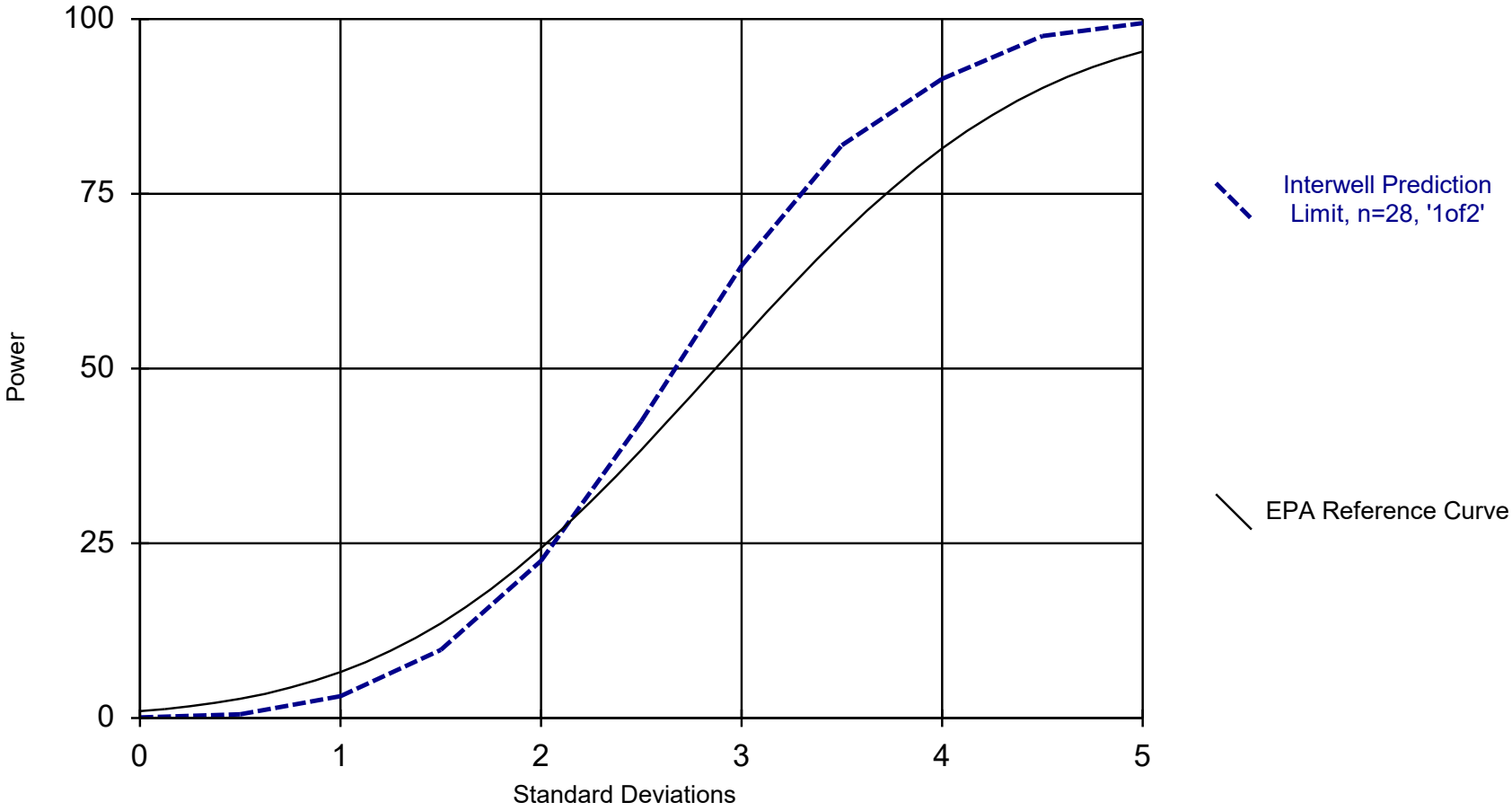

Kappa = 2.139, based on 19 compliance wells and 7 constituents, evaluated annually.

Analysis Run 10/15/2020 11:49 AM

Plant Gaston Client: Southern Company Data: Gaston Ash Pond

Interwell Prediction Limits - Significant Results

Plant Gaston Client: Southern Company Data: Gaston Ash Pond Printed 10/20/2020, 1:35 PM

Constituent	Well	Upper Lim.	Lower Lim.	Date	Observ.	Sig.	Bg N	Bg Mean	Std. Dev.	%NDs	ND Adj.	Transform	Alpha	Method
Boron (mg/L)	GN-AP-MW-11	0.1	n/a	7/22/2020	0.205	Yes	28	n/a	n/a	100	n/a	n/a	0.002004	NP Inter (NDs) 1 of 2
Boron (mg/L)	GN-AP-MW-12	0.1	n/a	7/27/2020	0.444	Yes	28	n/a	n/a	100	n/a	n/a	0.002004	NP Inter (NDs) 1 of 2
Boron (mg/L)	GN-AP-MW-15R	0.1	n/a	7/28/2020	2.7	Yes	28	n/a	n/a	100	n/a	n/a	0.002004	NP Inter (NDs) 1 of 2
Boron (mg/L)	GN-AP-MW-16	0.1	n/a	7/28/2020	1.33	Yes	28	n/a	n/a	100	n/a	n/a	0.002004	NP Inter (NDs) 1 of 2
Boron (mg/L)	GN-AP-MW-17	0.1	n/a	7/29/2020	3.06	Yes	28	n/a	n/a	100	n/a	n/a	0.002004	NP Inter (NDs) 1 of 2
Boron (mg/L)	GN-AP-MW-18	0.1	n/a	7/22/2020	1.37	Yes	28	n/a	n/a	100	n/a	n/a	0.002004	NP Inter (NDs) 1 of 2
Boron (mg/L)	GN-AP-MW-20	0.1	n/a	7/22/2020	3.86	Yes	28	n/a	n/a	100	n/a	n/a	0.002004	NP Inter (NDs) 1 of 2
Boron (mg/L)	GN-AP-MW-21	0.1	n/a	7/28/2020	1.84	Yes	28	n/a	n/a	100	n/a	n/a	0.002004	NP Inter (NDs) 1 of 2
Boron (mg/L)	GN-AP-MW-22	0.1	n/a	7/28/2020	1.97	Yes	28	n/a	n/a	100	n/a	n/a	0.002004	NP Inter (NDs) 1 of 2
Boron (mg/L)	GN-AP-MW-4	0.1	n/a	7/27/2020	0.3	Yes	28	n/a	n/a	100	n/a	n/a	0.002004	NP Inter (NDs) 1 of 2
Boron (mg/L)	GN-AP-MW-5	0.1	n/a	7/28/2020	2.05	Yes	28	n/a	n/a	100	n/a	n/a	0.002004	NP Inter (NDs) 1 of 2
Boron (mg/L)	GN-AP-MW-6	0.1	n/a	7/28/2020	2.79	Yes	28	n/a	n/a	100	n/a	n/a	0.002004	NP Inter (NDs) 1 of 2
Boron (mg/L)	GN-AP-MW-7	0.1	n/a	7/28/2020	1.81	Yes	28	n/a	n/a	100	n/a	n/a	0.002004	NP Inter (NDs) 1 of 2
Calcium (mg/L)	GN-AP-MW-10	37.23	n/a	7/22/2020	38.5	Yes	27	32.18	2.156	0	None	No	0.000396	Param Inter 1 of 2
Calcium (mg/L)	GN-AP-MW-11	37.23	n/a	7/22/2020	39	Yes	27	32.18	2.156	0	None	No	0.000396	Param Inter 1 of 2
Calcium (mg/L)	GN-AP-MW-12	37.23	n/a	7/27/2020	65.7	Yes	27	32.18	2.156	0	None	No	0.000396	Param Inter 1 of 2
Calcium (mg/L)	GN-AP-MW-13	37.23	n/a	7/27/2020	45.5	Yes	27	32.18	2.156	0	None	No	0.000396	Param Inter 1 of 2
Calcium (mg/L)	GN-AP-MW-14	37.23	n/a	7/23/2020	88.6	Yes	27	32.18	2.156	0	None	No	0.000396	Param Inter 1 of 2
Calcium (mg/L)	GN-AP-MW-15R	37.23	n/a	7/28/2020	102	Yes	27	32.18	2.156	0	None	No	0.000396	Param Inter 1 of 2
Calcium (mg/L)	GN-AP-MW-16	37.23	n/a	7/28/2020	48.1	Yes	27	32.18	2.156	0	None	No	0.000396	Param Inter 1 of 2
Calcium (mg/L)	GN-AP-MW-17	37.23	n/a	7/29/2020	103	Yes	27	32.18	2.156	0	None	No	0.000396	Param Inter 1 of 2
Calcium (mg/L)	GN-AP-MW-18	37.23	n/a	7/22/2020	117	Yes	27	32.18	2.156	0	None	No	0.000396	Param Inter 1 of 2
Calcium (mg/L)	GN-AP-MW-19	37.23	n/a	7/27/2020	42.6	Yes	27	32.18	2.156	0	None	No	0.000396	Param Inter 1 of 2
Calcium (mg/L)	GN-AP-MW-20	37.23	n/a	7/22/2020	161	Yes	27	32.18	2.156	0	None	No	0.000396	Param Inter 1 of 2
Calcium (mg/L)	GN-AP-MW-21	37.23	n/a	7/28/2020	80.8	Yes	27	32.18	2.156	0	None	No	0.000396	Param Inter 1 of 2
Calcium (mg/L)	GN-AP-MW-22	37.23	n/a	7/28/2020	92.3	Yes	27	32.18	2.156	0	None	No	0.000396	Param Inter 1 of 2
Calcium (mg/L)	GN-AP-MW-4	37.23	n/a	7/27/2020	57	Yes	27	32.18	2.156	0	None	No	0.000396	Param Inter 1 of 2
Calcium (mg/L)	GN-AP-MW-5	37.23	n/a	7/28/2020	67.8	Yes	27	32.18	2.156	0	None	No	0.000396	Param Inter 1 of 2
Calcium (mg/L)	GN-AP-MW-6	37.23	n/a	7/28/2020	82.5	Yes	27	32.18	2.156	0	None	No	0.000396	Param Inter 1 of 2
Calcium (mg/L)	GN-AP-MW-7	37.23	n/a	7/28/2020	84.9	Yes	27	32.18	2.156	0	None	No	0.000396	Param Inter 1 of 2
Calcium (mg/L)	GN-AP-MW-8	37.23	n/a	7/29/2020	49.4	Yes	27	32.18	2.156	0	None	No	0.000396	Param Inter 1 of 2
Chloride (mg/L)	GN-AP-MW-11	5.4	n/a	7/22/2020	6.75	Yes	28	n/a	n/a	3.571	n/a	n/a	0.002004	NP Inter (normality) 1 of 2
Chloride (mg/L)	GN-AP-MW-12	5.4	n/a	7/27/2020	19.8	Yes	28	n/a	n/a	3.571	n/a	n/a	0.002004	NP Inter (normality) 1 of 2
Chloride (mg/L)	GN-AP-MW-15R	5.4	n/a	7/28/2020	110	Yes	28	n/a	n/a	3.571	n/a	n/a	0.002004	NP Inter (normality) 1 of 2
Chloride (mg/L)	GN-AP-MW-16	5.4	n/a	7/28/2020	17.4	Yes	28	n/a	n/a	3.571	n/a	n/a	0.002004	NP Inter (normality) 1 of 2
Chloride (mg/L)	GN-AP-MW-17	5.4	n/a	7/29/2020	26.5	Yes	28	n/a	n/a	3.571	n/a	n/a	0.002004	NP Inter (normality) 1 of 2
Chloride (mg/L)	GN-AP-MW-18	5.4	n/a	7/22/2020	12.3	Yes	28	n/a	n/a	3.571	n/a	n/a	0.002004	NP Inter (normality) 1 of 2
Chloride (mg/L)	GN-AP-MW-19	5.4	n/a	7/27/2020	12.1	Yes	28	n/a	n/a	3.571	n/a	n/a	0.002004	NP Inter (normality) 1 of 2
Chloride (mg/L)	GN-AP-MW-20	5.4	n/a	7/22/2020	19.3	Yes	28	n/a	n/a	3.571	n/a	n/a	0.002004	NP Inter (normality) 1 of 2
Chloride (mg/L)	GN-AP-MW-21	5.4	n/a	7/28/2020	47	Yes	28	n/a	n/a	3.571	n/a	n/a	0.002004	NP Inter (normality) 1 of 2
Chloride (mg/L)	GN-AP-MW-22	5.4	n/a	7/28/2020	66.1	Yes	28	n/a	n/a	3.571	n/a	n/a	0.002004	NP Inter (normality) 1 of 2
Chloride (mg/L)	GN-AP-MW-4	5.4	n/a	7/27/2020	20.2	Yes	28	n/a	n/a	3.571	n/a	n/a	0.002004	NP Inter (normality) 1 of 2
Chloride (mg/L)	GN-AP-MW-5	5.4	n/a	7/28/2020	44.2	Yes	28	n/a	n/a	3.571	n/a	n/a	0.002004	NP Inter (normality) 1 of 2
Chloride (mg/L)	GN-AP-MW-6	5.4	n/a	7/28/2020	64.2	Yes	28	n/a	n/a	3.571	n/a	n/a	0.002004	NP Inter (normality) 1 of 2
Chloride (mg/L)	GN-AP-MW-7	5.4	n/a	7/28/2020	22.3	Yes	28	n/a	n/a	3.571	n/a	n/a	0.002004	NP Inter (normality) 1 of 2
Chloride (mg/L)	GN-AP-MW-9	5.4	n/a	7/29/2020	8.93	Yes	28	n/a	n/a	3.571	n/a	n/a	0.002004	NP Inter (normality) 1 of 2
Fluoride (mg/L)	GN-AP-MW-16	0.1	n/a	7/28/2020	0.124	Yes	30	n/a	n/a	70	n/a	n/a	0.001758	NP Inter (NDs) 1 of 2
Fluoride (mg/L)	GN-AP-MW-17	0.1	n/a	7/29/2020	0.185	Yes	30	n/a	n/a	70	n/a	n/a	0.001758	NP Inter (NDs) 1 of 2
Fluoride (mg/L)	GN-AP-MW-9	0.1	n/a	7/29/2020	0.116	Yes	30	n/a	n/a	70	n/a	n/a	0.001758	NP Inter (NDs) 1 of 2
pH (pH)	GN-AP-MW-12	7.953	7.527	7/27/2020	7.47	Yes	30	7.74	0.0924	0	None	No	0.000198	Param Inter 1 of 2
pH (pH)	GN-AP-MW-13	7.953	7.527	7/27/2020	7.48	Yes	30	7.74	0.0924	0	None	No	0.000198	Param Inter 1 of 2
pH (pH)	GN-AP-MW-14	7.953	7.527	7/23/2020	7.44	Yes	30	7.74	0.0924	0	None	No	0.000198	Param Inter 1 of 2
pH (pH)	GN-AP-MW-15R	7.953	7.527	7/28/2020	7.5	Yes	30	7.74	0.0924	0	None	No	0.000198	Param Inter 1 of 2
pH (pH)	GN-AP-MW-16	7.953	7.527	7/28/2020	8.02	Yes	30	7.74	0.0924	0	None	No	0.000198	Param Inter 1 of 2
pH (pH)	GN-AP-MW-17	7.953	7.527	7/29/2020	9.38	Yes	30	7.74	0.0924	0	None	No	0.000198	Param Inter 1 of 2
pH (pH)	GN-AP-MW-18	7.953	7.527	7/22/2020	6.54	Yes	30	7.74	0.0924	0	None	No	0.000198	Param Inter 1 of 2

Interwell Prediction Limits - Significant Results

Plant Gaston Client: Southern Company Data: Gaston Ash Pond Printed 10/20/2020, 1:35 PM

Constituent	Well	Upper Lim.	Lower Lim.	Date	Observ.	Sig.	Bg N	Bg Mean	Std. Dev.	%NDs	ND Adj.	Transform	Alpha	Method
pH (pH)	GN-AP-MW-22	7.953	7.527	7/28/2020	7.43	Yes	30	7.74	0.0924	0	None	No	0.000198	Param Inter 1 of 2
pH (pH)	GN-AP-MW-4	7.953	7.527	7/27/2020	7.3	Yes	30	7.74	0.0924	0	None	No	0.000198	Param Inter 1 of 2
pH (pH)	GN-AP-MW-7	7.953	7.527	7/28/2020	7.32	Yes	30	7.74	0.0924	0	None	No	0.000198	Param Inter 1 of 2
pH (pH)	GN-AP-MW-8	7.953	7.527	7/29/2020	7.39	Yes	30	7.74	0.0924	0	None	No	0.000198	Param Inter 1 of 2
Sulfate (mg/L)	GN-AP-MW-11	8.675	n/a	7/22/2020	45.3	Yes	28	1.777	0.5014	3.571	None	sqrt(x)	0.000396	Param Inter 1 of 2
Sulfate (mg/L)	GN-AP-MW-12	8.675	n/a	7/27/2020	108	Yes	28	1.777	0.5014	3.571	None	sqrt(x)	0.000396	Param Inter 1 of 2
Sulfate (mg/L)	GN-AP-MW-14	8.675	n/a	7/23/2020	97.9	Yes	28	1.777	0.5014	3.571	None	sqrt(x)	0.000396	Param Inter 1 of 2
Sulfate (mg/L)	GN-AP-MW-15R	8.675	n/a	7/28/2020	239	Yes	28	1.777	0.5014	3.571	None	sqrt(x)	0.000396	Param Inter 1 of 2
Sulfate (mg/L)	GN-AP-MW-16	8.675	n/a	7/28/2020	143	Yes	28	1.777	0.5014	3.571	None	sqrt(x)	0.000396	Param Inter 1 of 2
Sulfate (mg/L)	GN-AP-MW-17	8.675	n/a	7/29/2020	309	Yes	28	1.777	0.5014	3.571	None	sqrt(x)	0.000396	Param Inter 1 of 2
Sulfate (mg/L)	GN-AP-MW-18	8.675	n/a	7/22/2020	180	Yes	28	1.777	0.5014	3.571	None	sqrt(x)	0.000396	Param Inter 1 of 2
Sulfate (mg/L)	GN-AP-MW-19	8.675	n/a	7/27/2020	23.7	Yes	28	1.777	0.5014	3.571	None	sqrt(x)	0.000396	Param Inter 1 of 2
Sulfate (mg/L)	GN-AP-MW-20	8.675	n/a	7/22/2020	568	Yes	28	1.777	0.5014	3.571	None	sqrt(x)	0.000396	Param Inter 1 of 2
Sulfate (mg/L)	GN-AP-MW-21	8.675	n/a	7/28/2020	177	Yes	28	1.777	0.5014	3.571	None	sqrt(x)	0.000396	Param Inter 1 of 2
Sulfate (mg/L)	GN-AP-MW-22	8.675	n/a	7/28/2020	175	Yes	28	1.777	0.5014	3.571	None	sqrt(x)	0.000396	Param Inter 1 of 2
Sulfate (mg/L)	GN-AP-MW-4	8.675	n/a	7/27/2020	21.7	Yes	28	1.777	0.5014	3.571	None	sqrt(x)	0.000396	Param Inter 1 of 2
Sulfate (mg/L)	GN-AP-MW-5	8.675	n/a	7/28/2020	152	Yes	28	1.777	0.5014	3.571	None	sqrt(x)	0.000396	Param Inter 1 of 2
Sulfate (mg/L)	GN-AP-MW-6	8.675	n/a	7/28/2020	189	Yes	28	1.777	0.5014	3.571	None	sqrt(x)	0.000396	Param Inter 1 of 2
Sulfate (mg/L)	GN-AP-MW-7	8.675	n/a	7/28/2020	160	Yes	28	1.777	0.5014	3.571	None	sqrt(x)	0.000396	Param Inter 1 of 2
Sulfate (mg/L)	GN-AP-MW-9	8.675	n/a	7/29/2020	14.7	Yes	28	1.777	0.5014	3.571	None	sqrt(x)	0.000396	Param Inter 1 of 2
TDS (mg/L)	GN-AP-MW-11	185.5	n/a	7/22/2020	216	Yes	28	152.9	13.96	0	None	No	0.000396	Param Inter 1 of 2
TDS (mg/L)	GN-AP-MW-12	185.5	n/a	7/27/2020	378	Yes	28	152.9	13.96	0	None	No	0.000396	Param Inter 1 of 2
TDS (mg/L)	GN-AP-MW-13	185.5	n/a	7/27/2020	202	Yes	28	152.9	13.96	0	None	No	0.000396	Param Inter 1 of 2
TDS (mg/L)	GN-AP-MW-14	185.5	n/a	7/23/2020	399	Yes	28	152.9	13.96	0	None	No	0.000396	Param Inter 1 of 2
TDS (mg/L)	GN-AP-MW-15R	185.5	n/a	7/28/2020	606	Yes	28	152.9	13.96	0	None	No	0.000396	Param Inter 1 of 2
TDS (mg/L)	GN-AP-MW-16	185.5	n/a	7/28/2020	284	Yes	28	152.9	13.96	0	None	No	0.000396	Param Inter 1 of 2
TDS (mg/L)	GN-AP-MW-17	185.5	n/a	7/29/2020	566	Yes	28	152.9	13.96	0	None	No	0.000396	Param Inter 1 of 2
TDS (mg/L)	GN-AP-MW-18	185.5	n/a	7/22/2020	594	Yes	28	152.9	13.96	0	None	No	0.000396	Param Inter 1 of 2
TDS (mg/L)	GN-AP-MW-19	185.5	n/a	7/27/2020	223	Yes	28	152.9	13.96	0	None	No	0.000396	Param Inter 1 of 2
TDS (mg/L)	GN-AP-MW-20	185.5	n/a	7/22/2020	934	Yes	28	152.9	13.96	0	None	No	0.000396	Param Inter 1 of 2
TDS (mg/L)	GN-AP-MW-21	185.5	n/a	7/28/2020	476	Yes	28	152.9	13.96	0	None	No	0.000396	Param Inter 1 of 2
TDS (mg/L)	GN-AP-MW-22	185.5	n/a	7/28/2020	500	Yes	28	152.9	13.96	0	None	No	0.000396	Param Inter 1 of 2
TDS (mg/L)	GN-AP-MW-4	185.5	n/a	7/27/2020	284	Yes	28	152.9	13.96	0	None	No	0.000396	Param Inter 1 of 2
TDS (mg/L)	GN-AP-MW-5	185.5	n/a	7/28/2020	406	Yes	28	152.9	13.96	0	None	No	0.000396	Param Inter 1 of 2
TDS (mg/L)	GN-AP-MW-6	185.5	n/a	7/28/2020	485	Yes	28	152.9	13.96	0	None	No	0.000396	Param Inter 1 of 2
TDS (mg/L)	GN-AP-MW-7	185.5	n/a	7/28/2020	434	Yes	28	152.9	13.96	0	None	No	0.000396	Param Inter 1 of 2
TDS (mg/L)	GN-AP-MW-8	185.5	n/a	7/29/2020	253	Yes	28	152.9	13.96	0	None	No	0.000396	Param Inter 1 of 2
TDS (mg/L)	GN-AP-MW-9	185.5	n/a	7/29/2020	215	Yes	28	152.9	13.96	0	None	No	0.000396	Param Inter 1 of 2

Interwell Prediction Limits - All Results

Plant Gaston Client: Southern Company Data: Gaston Ash Pond Printed 10/20/2020, 1:35 PM

Constituent	Well	Upper Lim.	Lower Lim.	Date	Observ.	Sig.	Bg N	Bg Mean	Std. Dev.	%NDs	ND Adj.	Transform	Alpha	Method
Boron (mg/L)	GN-AP-MW-10	0.1	n/a	7/22/2020	0.1ND	No	28	n/a	n/a	100	n/a	n/a	0.002004	NP Inter (NDs) 1 of 2
Boron (mg/L)	**GN-AP-MW-11**	**0.1**	**n/a**	**7/22/2020**	**0.205**	**Yes**	**28**	**n/a**	**n/a**	**100**	**n/a**	**n/a**	**0.002004**	**NP Inter (NDs) 1 of 2**
Boron (mg/L)	**GN-AP-MW-12**	**0.1**	**n/a**	**7/27/2020**	**0.444**	**Yes**	**28**	**n/a**	**n/a**	**100**	**n/a**	**n/a**	**0.002004**	**NP Inter (NDs) 1 of 2**
Boron (mg/L)	GN-AP-MW-13	0.1	n/a	7/27/2020	0.1ND	No	28	n/a	n/a	100	n/a	n/a	0.002004	NP Inter (NDs) 1 of 2
Boron (mg/L)	GN-AP-MW-14	0.1	n/a	7/23/2020	0.1ND	No	28	n/a	n/a	100	n/a	n/a	0.002004	NP Inter (NDs) 1 of 2
Boron (mg/L)	**GN-AP-MW-15R**	**0.1**	**n/a**	**7/28/2020**	**2.7**	**Yes**	**28**	**n/a**	**n/a**	**100**	**n/a**	**n/a**	**0.002004**	**NP Inter (NDs) 1 of 2**
Boron (mg/L)	**GN-AP-MW-16**	**0.1**	**n/a**	**7/28/2020**	**1.33**	**Yes**	**28**	**n/a**	**n/a**	**100**	**n/a**	**n/a**	**0.002004**	**NP Inter (NDs) 1 of 2**
Boron (mg/L)	**GN-AP-MW-17**	**0.1**	**n/a**	**7/29/2020**	**3.06**	**Yes**	**28**	**n/a**	**n/a**	**100**	**n/a**	**n/a**	**0.002004**	**NP Inter (NDs) 1 of 2**
Boron (mg/L)	**GN-AP-MW-18**	**0.1**	**n/a**	**7/22/2020**	**1.37**	**Yes**	**28**	**n/a**	**n/a**	**100**	**n/a**	**n/a**	**0.002004**	**NP Inter (NDs) 1 of 2**
Boron (mg/L)	GN-AP-MW-19	0.1	n/a	7/27/2020	0.1ND	No	28	n/a	n/a	100	n/a	n/a	0.002004	NP Inter (NDs) 1 of 2
Boron (mg/L)	**GN-AP-MW-20**	**0.1**	**n/a**	**7/22/2020**	**3.86**	**Yes**	**28**	**n/a**	**n/a**	**100**	**n/a**	**n/a**	**0.002004**	**NP Inter (NDs) 1 of 2**
Boron (mg/L)	**GN-AP-MW-21**	**0.1**	**n/a**	**7/28/2020**	**1.84**	**Yes**	**28**	**n/a**	**n/a**	**100**	**n/a**	**n/a**	**0.002004**	**NP Inter (NDs) 1 of 2**
Boron (mg/L)	**GN-AP-MW-22**	**0.1**	**n/a**	**7/28/2020**	**1.97**	**Yes**	**28**	**n/a**	**n/a**	**100**	**n/a**	**n/a**	**0.002004**	**NP Inter (NDs) 1 of 2**
Boron (mg/L)	**GN-AP-MW-4**	**0.1**	**n/a**	**7/27/2020**	**0.3**	**Yes**	**28**	**n/a**	**n/a**	**100**	**n/a**	**n/a**	**0.002004**	**NP Inter (NDs) 1 of 2**
Boron (mg/L)	**GN-AP-MW-5**	**0.1**	**n/a**	**7/28/2020**	**2.05**	**Yes**	**28**	**n/a**	**n/a**	**100**	**n/a**	**n/a**	**0.002004**	**NP Inter (NDs) 1 of 2**
Boron (mg/L)	**GN-AP-MW-6**	**0.1**	**n/a**	**7/28/2020**	**2.79**	**Yes**	**28**	**n/a**	**n/a**	**100**	**n/a**	**n/a**	**0.002004**	**NP Inter (NDs) 1 of 2**
Boron (mg/L)	**GN-AP-MW-7**	**0.1**	**n/a**	**7/28/2020**	**1.81**	**Yes**	**28**	**n/a**	**n/a**	**100**	**n/a**	**n/a**	**0.002004**	**NP Inter (NDs) 1 of 2**
Boron (mg/L)	GN-AP-MW-8	0.1	n/a	7/29/2020	0.1ND	No	28	n/a	n/a	100	n/a	n/a	0.002004	NP Inter (NDs) 1 of 2
Boron (mg/L)	GN-AP-MW-9	0.1	n/a	7/29/2020	0.1ND	No	28	n/a	n/a	100	n/a	n/a	0.002004	NP Inter (NDs) 1 of 2
Calcium (mg/L)	**GN-AP-MW-10**	**37.23**	**n/a**	**7/22/2020**	**38.5**	**Yes**	**27**	**32.18**	**2.156**	**0**	**None**	**No**	**0.000396**	**Param Inter 1 of 2**
Calcium (mg/L)	**GN-AP-MW-11**	**37.23**	**n/a**	**7/22/2020**	**39**	**Yes**	**27**	**32.18**	**2.156**	**0**	**None**	**No**	**0.000396**	**Param Inter 1 of 2**
Calcium (mg/L)	**GN-AP-MW-12**	**37.23**	**n/a**	**7/27/2020**	**65.7**	**Yes**	**27**	**32.18**	**2.156**	**0**	**None**	**No**	**0.000396**	**Param Inter 1 of 2**
Calcium (mg/L)	**GN-AP-MW-13**	**37.23**	**n/a**	**7/27/2020**	**45.5**	**Yes**	**27**	**32.18**	**2.156**	**0**	**None**	**No**	**0.000396**	**Param Inter 1 of 2**
Calcium (mg/L)	**GN-AP-MW-14**	**37.23**	**n/a**	**7/23/2020**	**88.6**	**Yes**	**27**	**32.18**	**2.156**	**0**	**None**	**No**	**0.000396**	**Param Inter 1 of 2**
Calcium (mg/L)	**GN-AP-MW-15R**	**37.23**	**n/a**	**7/28/2020**	**102**	**Yes**	**27**	**32.18**	**2.156**	**0**	**None**	**No**	**0.000396**	**Param Inter 1 of 2**
Calcium (mg/L)	**GN-AP-MW-16**	**37.23**	**n/a**	**7/28/2020**	**48.1**	**Yes**	**27**	**32.18**	**2.156**	**0**	**None**	**No**	**0.000396**	**Param Inter 1 of 2**
Calcium (mg/L)	**GN-AP-MW-17**	**37.23**	**n/a**	**7/29/2020**	**103**	**Yes**	**27**	**32.18**	**2.156**	**0**	**None**	**No**	**0.000396**	**Param Inter 1 of 2**
Calcium (mg/L)	**GN-AP-MW-18**	**37.23**	**n/a**	**7/22/2020**	**117**	**Yes**	**27**	**32.18**	**2.156**	**0**	**None**	**No**	**0.000396**	**Param Inter 1 of 2**
Calcium (mg/L)	**GN-AP-MW-19**	**37.23**	**n/a**	**7/27/2020**	**42.6**	**Yes**	**27**	**32.18**	**2.156**	**0**	**None**	**No**	**0.000396**	**Param Inter 1 of 2**
Calcium (mg/L)	**GN-AP-MW-20**	**37.23**	**n/a**	**7/22/2020**	**161**	**Yes**	**27**	**32.18**	**2.156**	**0**	**None**	**No**	**0.000396**	**Param Inter 1 of 2**
Calcium (mg/L)	**GN-AP-MW-21**	**37.23**	**n/a**	**7/28/2020**	**80.8**	**Yes**	**27**	**32.18**	**2.156**	**0**	**None**	**No**	**0.000396**	**Param Inter 1 of 2**
Calcium (mg/L)	**GN-AP-MW-22**	**37.23**	**n/a**	**7/28/2020**	**92.3**	**Yes**	**27**	**32.18**	**2.156**	**0**	**None**	**No**	**0.000396**	**Param Inter 1 of 2**
Calcium (mg/L)	**GN-AP-MW-4**	**37.23**	**n/a**	**7/27/2020**	**57**	**Yes**	**27**	**32.18**	**2.156**	**0**	**None**	**No**	**0.000396**	**Param Inter 1 of 2**
Calcium (mg/L)	**GN-AP-MW-5**	**37.23**	**n/a**	**7/28/2020**	**67.8**	**Yes**	**27**	**32.18**	**2.156**	**0**	**None**	**No**	**0.000396**	**Param Inter 1 of 2**
Calcium (mg/L)	**GN-AP-MW-6**	**37.23**	**n/a**	**7/28/2020**	**82.5**	**Yes**	**27**	**32.18**	**2.156**	**0**	**None**	**No**	**0.000396**	**Param Inter 1 of 2**
Calcium (mg/L)	**GN-AP-MW-7**	**37.23**	**n/a**	**7/28/2020**	**84.9**	**Yes**	**27**	**32.18**	**2.156**	**0**	**None**	**No**	**0.000396**	**Param Inter 1 of 2**
Calcium (mg/L)	**GN-AP-MW-8**	**37.23**	**n/a**	**7/29/2020**	**49.4**	**Yes**	**27**	**32.18**	**2.156**	**0**	**None**	**No**	**0.000396**	**Param Inter 1 of 2**
Calcium (mg/L)	GN-AP-MW-9	37.23	n/a	7/29/2020	32.4	No	27	32.18	2.156	0	None	No	0.000396	Param Inter 1 of 2
Chloride (mg/L)	GN-AP-MW-10	5.4	n/a	7/22/2020	2.53	No	28	n/a	n/a	3.571	n/a	n/a	0.002004	NP Inter (normality) 1 of 2
Chloride (mg/L)	**GN-AP-MW-11**	**5.4**	**n/a**	**7/22/2020**	**6.75**	**Yes**	**28**	**n/a**	**n/a**	**3.571**	**n/a**	**n/a**	**0.002004**	**NP Inter (normality) 1 of 2**
Chloride (mg/L)	**GN-AP-MW-12**	**5.4**	**n/a**	**7/27/2020**	**19.8**	**Yes**	**28**	**n/a**	**n/a**	**3.571**	**n/a**	**n/a**	**0.002004**	**NP Inter (normality) 1 of 2**
Chloride (mg/L)	GN-AP-MW-13	5.4	n/a	7/27/2020	5.2	No	28	n/a	n/a	3.571	n/a	n/a	0.002004	NP Inter (normality) 1 of 2
Chloride (mg/L)	GN-AP-MW-14	5.4	n/a	7/23/2020	3.1	No	28	n/a	n/a	3.571	n/a	n/a	0.002004	NP Inter (normality) 1 of 2
Chloride (mg/L)	**GN-AP-MW-15R**	**5.4**	**n/a**	**7/28/2020**	**110**	**Yes**	**28**	**n/a**	**n/a**	**3.571**	**n/a**	**n/a**	**0.002004**	**NP Inter (normality) 1 of 2**
Chloride (mg/L)	**GN-AP-MW-16**	**5.4**	**n/a**	**7/28/2020**	**17.4**	**Yes**	**28**	**n/a**	**n/a**	**3.571**	**n/a**	**n/a**	**0.002004**	**NP Inter (normality) 1 of 2**
Chloride (mg/L)	**GN-AP-MW-17**	**5.4**	**n/a**	**7/29/2020**	**26.5**	**Yes**	**28**	**n/a**	**n/a**	**3.571**	**n/a**	**n/a**	**0.002004**	**NP Inter (normality) 1 of 2**
Chloride (mg/L)	**GN-AP-MW-18**	**5.4**	**n/a**	**7/22/2020**	**12.3**	**Yes**	**28**	**n/a**	**n/a**	**3.571**	**n/a**	**n/a**	**0.002004**	**NP Inter (normality) 1 of 2**
Chloride (mg/L)	**GN-AP-MW-19**	**5.4**	**n/a**	**7/27/2020**	**12.1**	**Yes**	**28**	**n/a**	**n/a**	**3.571**	**n/a**	**n/a**	**0.002004**	**NP Inter (normality) 1 of 2**
Chloride (mg/L)	**GN-AP-MW-20**	**5.4**	**n/a**	**7/22/2020**	**19.3**	**Yes**	**28**	**n/a**	**n/a**	**3.571**	**n/a**	**n/a**	**0.002004**	**NP Inter (normality) 1 of 2**
Chloride (mg/L)	**GN-AP-MW-21**	**5.4**	**n/a**	**7/28/2020**	**47**	**Yes**	**28**	**n/a**	**n/a**	**3.571**	**n/a**	**n/a**	**0.002004**	**NP Inter (normality) 1 of 2**
Chloride (mg/L)	**GN-AP-MW-22**	**5.4**	**n/a**	**7/28/2020**	**66.1**	**Yes**	**28**	**n/a**	**n/a**	**3.571**	**n/a**	**n/a**	**0.002004**	**NP Inter (normality) 1 of 2**
Chloride (mg/L)	**GN-AP-MW-4**	**5.4**	**n/a**	**7/27/2020**	**20.2**	**Yes**	**28**	**n/a**	**n/a**	**3.571**	**n/a**	**n/a**	**0.002004**	**NP Inter (normality) 1 of 2**
Chloride (mg/L)	**GN-AP-MW-5**	**5.4**	**n/a**	**7/28/2020**	**44.2**	**Yes**	**28**	**n/a**	**n/a**	**3.571**	**n/a**	**n/a**	**0.002004**	**NP Inter (normality) 1 of 2**
Chloride (mg/L)	**GN-AP-MW-6**	**5.4**	**n/a**	**7/28/2020**	**64.2**	**Yes**	**28**	**n/a**	**n/a**	**3.571**	**n/a**	**n/a**	**0.002004**	**NP Inter (normality) 1 of 2**
Chloride (mg/L)	**GN-AP-MW-7**	**5.4**	**n/a**	**7/28/2020**	**22.3**	**Yes**	**28**	**n/a**	**n/a**	**3.571**	**n/a**	**n/a**	**0.002004**	**NP Inter (normality) 1 of 2**
Chloride (mg/L)	GN-AP-MW-8	5.4	n/a	7/29/2020	3.77	No	28	n/a	n/a	3.571	n/a	n/a	0.002004	NP Inter (normality) 1 of 2

Interwell Prediction Limits - All Results

Plant Gaston Client: Southern Company Data: Gaston Ash Pond Printed 10/20/2020, 1:35 PM

Constituent	Well	Upper Lim.	Lower Lim.	Date	Observ.	Sig.	Bg N	Bg Mean	Std. Dev.	%NDs	ND Adj.	Transform	Alpha	Method
Chloride (mg/L)	**GN-AP-MW-9**	**5.4**	**n/a**	**7/29/2020**	**8.93**	**Yes**	**28**	**n/a**	**n/a**	**3.571**	**n/a**	**n/a**	**0.002004**	**NP Inter (normality) 1 of 2**
Fluoride (mg/L)	GN-AP-MW-10	0.1	n/a	7/22/2020	0.1ND	No	30	n/a	n/a	70	n/a	n/a	0.001758	NP Inter (NDs) 1 of 2
Fluoride (mg/L)	GN-AP-MW-11	0.1	n/a	7/22/2020	0.1ND	No	30	n/a	n/a	70	n/a	n/a	0.001758	NP Inter (NDs) 1 of 2
Fluoride (mg/L)	GN-AP-MW-12	0.1	n/a	7/27/2020	0.1ND	No	30	n/a	n/a	70	n/a	n/a	0.001758	NP Inter (NDs) 1 of 2
Fluoride (mg/L)	GN-AP-MW-13	0.1	n/a	7/27/2020	0.1ND	No	30	n/a	n/a	70	n/a	n/a	0.001758	NP Inter (NDs) 1 of 2
Fluoride (mg/L)	GN-AP-MW-14	0.1	n/a	7/23/2020	0.0954J	No	30	n/a	n/a	70	n/a	n/a	0.001758	NP Inter (NDs) 1 of 2
Fluoride (mg/L)	GN-AP-MW-15R	0.1	n/a	7/28/2020	0.0738J	No	30	n/a	n/a	70	n/a	n/a	0.001758	NP Inter (NDs) 1 of 2
Fluoride (mg/L)	**GN-AP-MW-16**	**0.1**	**n/a**	**7/28/2020**	**0.124**	**Yes**	**30**	**n/a**	**n/a**	**70**	**n/a**	**n/a**	**0.001758**	**NP Inter (NDs) 1 of 2**
Fluoride (mg/L)	**GN-AP-MW-17**	**0.1**	**n/a**	**7/29/2020**	**0.185**	**Yes**	**30**	**n/a**	**n/a**	**70**	**n/a**	**n/a**	**0.001758**	**NP Inter (NDs) 1 of 2**
Fluoride (mg/L)	GN-AP-MW-18	0.1	n/a	7/22/2020	0.0628J	No	30	n/a	n/a	70	n/a	n/a	0.001758	NP Inter (NDs) 1 of 2
Fluoride (mg/L)	GN-AP-MW-19	0.1	n/a	7/27/2020	0.1ND	No	30	n/a	n/a	70	n/a	n/a	0.001758	NP Inter (NDs) 1 of 2
Fluoride (mg/L)	GN-AP-MW-20	0.1	n/a	7/22/2020	0.1ND	No	30	n/a	n/a	70	n/a	n/a	0.001758	NP Inter (NDs) 1 of 2
Fluoride (mg/L)	GN-AP-MW-21	0.1	n/a	7/28/2020	0.1ND	No	30	n/a	n/a	70	n/a	n/a	0.001758	NP Inter (NDs) 1 of 2
Fluoride (mg/L)	GN-AP-MW-22	0.1	n/a	7/28/2020	0.1ND	No	30	n/a	n/a	70	n/a	n/a	0.001758	NP Inter (NDs) 1 of 2
Fluoride (mg/L)	GN-AP-MW-4	0.1	n/a	7/27/2020	0.1ND	No	30	n/a	n/a	70	n/a	n/a	0.001758	NP Inter (NDs) 1 of 2
Fluoride (mg/L)	GN-AP-MW-5	0.1	n/a	7/28/2020	0.1ND	No	30	n/a	n/a	70	n/a	n/a	0.001758	NP Inter (NDs) 1 of 2
Fluoride (mg/L)	GN-AP-MW-6	0.1	n/a	7/28/2020	0.1ND	No	30	n/a	n/a	70	n/a	n/a	0.001758	NP Inter (NDs) 1 of 2
Fluoride (mg/L)	GN-AP-MW-7	0.1	n/a	7/28/2020	0.1ND	No	30	n/a	n/a	70	n/a	n/a	0.001758	NP Inter (NDs) 1 of 2
Fluoride (mg/L)	GN-AP-MW-8	0.1	n/a	7/29/2020	0.0742J	No	30	n/a	n/a	70	n/a	n/a	0.001758	NP Inter (NDs) 1 of 2
Fluoride (mg/L)	**GN-AP-MW-9**	**0.1**	**n/a**	**7/29/2020**	**0.116**	**Yes**	**30**	**n/a**	**n/a**	**70**	**n/a**	**n/a**	**0.001758**	**NP Inter (NDs) 1 of 2**
pH (pH)	GN-AP-MW-10	7.953	7.527	7/22/2020	7.64	No	30	7.74	0.0924	0	None	No	0.000198	Param Inter 1 of 2
pH (pH)	GN-AP-MW-11	7.953	7.527	7/22/2020	7.76	No	30	7.74	0.0924	0	None	No	0.000198	Param Inter 1 of 2
pH (pH)	**GN-AP-MW-12**	**7.953**	**7.527**	**7/27/2020**	**7.47**	**Yes**	**30**	**7.74**	**0.0924**	**0**	**None**	**No**	**0.000198**	**Param Inter 1 of 2**
pH (pH)	**GN-AP-MW-13**	**7.953**	**7.527**	**7/27/2020**	**7.48**	**Yes**	**30**	**7.74**	**0.0924**	**0**	**None**	**No**	**0.000198**	**Param Inter 1 of 2**
pH (pH)	**GN-AP-MW-14**	**7.953**	**7.527**	**7/23/2020**	**7.44**	**Yes**	**30**	**7.74**	**0.0924**	**0**	**None**	**No**	**0.000198**	**Param Inter 1 of 2**
pH (pH)	**GN-AP-MW-15R**	**7.953**	**7.527**	**7/28/2020**	**7.5**	**Yes**	**30**	**7.74**	**0.0924**	**0**	**None**	**No**	**0.000198**	**Param Inter 1 of 2**
pH (pH)	**GN-AP-MW-16**	**7.953**	**7.527**	**7/28/2020**	**8.02**	**Yes**	**30**	**7.74**	**0.0924**	**0**	**None**	**No**	**0.000198**	**Param Inter 1 of 2**
pH (pH)	**GN-AP-MW-17**	**7.953**	**7.527**	**7/29/2020**	**9.38**	**Yes**	**30**	**7.74**	**0.0924**	**0**	**None**	**No**	**0.000198**	**Param Inter 1 of 2**
pH (pH)	**GN-AP-MW-18**	**7.953**	**7.527**	**7/22/2020**	**6.54**	**Yes**	**30**	**7.74**	**0.0924**	**0**	**None**	**No**	**0.000198**	**Param Inter 1 of 2**
pH (pH)	GN-AP-MW-19	7.953	7.527	7/27/2020	7.56	No	30	7.74	0.0924	0	None	No	0.000198	Param Inter 1 of 2
pH (pH)	GN-AP-MW-20	7.953	7.527	7/22/2020	7.84	No	30	7.74	0.0924	0	None	No	0.000198	Param Inter 1 of 2
pH (pH)	GN-AP-MW-21	7.953	7.527	7/28/2020	7.58	No	30	7.74	0.0924	0	None	No	0.000198	Param Inter 1 of 2
pH (pH)	**GN-AP-MW-22**	**7.953**	**7.527**	**7/28/2020**	**7.43**	**Yes**	**30**	**7.74**	**0.0924**	**0**	**None**	**No**	**0.000198**	**Param Inter 1 of 2**
pH (pH)	**GN-AP-MW-4**	**7.953**	**7.527**	**7/27/2020**	**7.3**	**Yes**	**30**	**7.74**	**0.0924**	**0**	**None**	**No**	**0.000198**	**Param Inter 1 of 2**
pH (pH)	GN-AP-MW-5	7.953	7.527	7/28/2020	7.7	No	30	7.74	0.0924	0	None	No	0.000198	Param Inter 1 of 2
pH (pH)	GN-AP-MW-6	7.953	7.527	7/28/2020	7.62	No	30	7.74	0.0924	0	None	No	0.000198	Param Inter 1 of 2
pH (pH)	**GN-AP-MW-7**	**7.953**	**7.527**	**7/28/2020**	**7.32**	**Yes**	**30**	**7.74**	**0.0924**	**0**	**None**	**No**	**0.000198**	**Param Inter 1 of 2**
pH (pH)	**GN-AP-MW-8**	**7.953**	**7.527**	**7/29/2020**	**7.39**	**Yes**	**30**	**7.74**	**0.0924**	**0**	**None**	**No**	**0.000198**	**Param Inter 1 of 2**
pH (pH)	GN-AP-MW-9	7.953	7.527	7/29/2020	7.66	No	30	7.74	0.0924	0	None	No	0.000198	Param Inter 1 of 2
Sulfate (mg/L)	GN-AP-MW-10	8.675	n/a	7/22/2020	3.65	No	28	1.777	0.5014	3.571	None	sqrt(x)	0.000396	Param Inter 1 of 2
Sulfate (mg/L)	**GN-AP-MW-11**	**8.675**	**n/a**	**7/22/2020**	**45.3**	**Yes**	**28**	**1.777**	**0.5014**	**3.571**	**None**	**sqrt(x)**	**0.000396**	**Param Inter 1 of 2**
Sulfate (mg/L)	**GN-AP-MW-12**	**8.675**	**n/a**	**7/27/2020**	**108**	**Yes**	**28**	**1.777**	**0.5014**	**3.571**	**None**	**sqrt(x)**	**0.000396**	**Param Inter 1 of 2**
Sulfate (mg/L)	GN-AP-MW-13	8.675	n/a	7/27/2020	0.5ND	No	28	1.777	0.5014	3.571	None	sqrt(x)	0.000396	Param Inter 1 of 2
Sulfate (mg/L)	**GN-AP-MW-14**	**8.675**	**n/a**	**7/23/2020**	**97.9**	**Yes**	**28**	**1.777**	**0.5014**	**3.571**	**None**	**sqrt(x)**	**0.000396**	**Param Inter 1 of 2**
Sulfate (mg/L)	**GN-AP-MW-15R**	**8.675**	**n/a**	**7/28/2020**	**239**	**Yes**	**28**	**1.777**	**0.5014**	**3.571**	**None**	**sqrt(x)**	**0.000396**	**Param Inter 1 of 2**
Sulfate (mg/L)	**GN-AP-MW-16**	**8.675**	**n/a**	**7/28/2020**	**143**	**Yes**	**28**	**1.777**	**0.5014**	**3.571**	**None**	**sqrt(x)**	**0.000396**	**Param Inter 1 of 2**
Sulfate (mg/L)	**GN-AP-MW-17**	**8.675**	**n/a**	**7/29/2020**	**309**	**Yes**	**28**	**1.777**	**0.5014**	**3.571**	**None**	**sqrt(x)**	**0.000396**	**Param Inter 1 of 2**
Sulfate (mg/L)	**GN-AP-MW-18**	**8.675**	**n/a**	**7/22/2020**	**180**	**Yes**	**28**	**1.777**	**0.5014**	**3.571**	**None**	**sqrt(x)**	**0.000396**	**Param Inter 1 of 2**
Sulfate (mg/L)	**GN-AP-MW-19**	**8.675**	**n/a**	**7/27/2020**	**23.7**	**Yes**	**28**	**1.777**	**0.5014**	**3.571**	**None**	**sqrt(x)**	**0.000396**	**Param Inter 1 of 2**
Sulfate (mg/L)	**GN-AP-MW-20**	**8.675**	**n/a**	**7/22/2020**	**568**	**Yes**	**28**	**1.777**	**0.5014**	**3.571**	**None**	**sqrt(x)**	**0.000396**	**Param Inter 1 of 2**
Sulfate (mg/L)	**GN-AP-MW-21**	**8.675**	**n/a**	**7/28/2020**	**177**	**Yes**	**28**	**1.777**	**0.5014**	**3.571**	**None**	**sqrt(x)**	**0.000396**	**Param Inter 1 of 2**
Sulfate (mg/L)	**GN-AP-MW-22**	**8.675**	**n/a**	**7/28/2020**	**175**	**Yes**	**28**	**1.777**	**0.5014**	**3.571**	**None**	**sqrt(x)**	**0.000396**	**Param Inter 1 of 2**
Sulfate (mg/L)	**GN-AP-MW-4**	**8.675**	**n/a**	**7/27/2020**	**21.7**	**Yes**	**28**	**1.777**	**0.5014**	**3.571**	**None**	**sqrt(x)**	**0.000396**	**Param Inter 1 of 2**
Sulfate (mg/L)	**GN-AP-MW-5**	**8.675**	**n/a**	**7/28/2020**	**152**	**Yes**	**28**	**1.777**	**0.5014**	**3.571**	**None**	**sqrt(x)**	**0.000396**	**Param Inter 1 of 2**
Sulfate (mg/L)	**GN-AP-MW-6**	**8.675**	**n/a**	**7/28/2020**	**189**	**Yes**	**28**	**1.777**	**0.5014**	**3.571**	**None**	**sqrt(x)**	**0.000396**	**Param Inter 1 of 2**
Sulfate (mg/L)	**GN-AP-MW-7**	**8.675**	**n/a**	**7/28/2020**	**160**	**Yes**	**28**	**1.777**	**0.5014**	**3.571**	**None**	**sqrt(x)**	**0.000396**	**Param Inter 1 of 2**

Interwell Prediction Limits - All Results

Plant Gaston Client: Southern Company Data: Gaston Ash Pond Printed 10/20/2020, 1:35 PM

Constituent	Well	Upper Lim.	Lower Lim.	Date	Observ.	Sig.	Bg N	Bg Mean	Std. Dev.	%NDs	ND Adj.	Transform	Alpha	Method
Sulfate (mg/L)	GN-AP-MW-8	8.675	n/a	7/29/2020	3.25	No	28	1.777	0.5014	3.571	None	sqrt(x)	0.000396	Param Inter 1 of 2
Sulfate (mg/L)	**GN-AP-MW-9**	**8.675**	**n/a**	**7/29/2020**	**14.7**	**Yes**	**28**	**1.777**	**0.5014**	**3.571**	**None**	**sqrt(x)**	**0.000396**	**Param Inter 1 of 2**
TDS (mg/L)	GN-AP-MW-10	185.5	n/a	7/22/2020	175	No	28	152.9	13.96	0	None	No	0.000396	Param Inter 1 of 2
TDS (mg/L)	**GN-AP-MW-11**	**185.5**	**n/a**	**7/22/2020**	**216**	**Yes**	**28**	**152.9**	**13.96**	**0**	**None**	**No**	**0.000396**	**Param Inter 1 of 2**
TDS (mg/L)	**GN-AP-MW-12**	**185.5**	**n/a**	**7/27/2020**	**378**	**Yes**	**28**	**152.9**	**13.96**	**0**	**None**	**No**	**0.000396**	**Param Inter 1 of 2**
TDS (mg/L)	**GN-AP-MW-13**	**185.5**	**n/a**	**7/27/2020**	**202**	**Yes**	**28**	**152.9**	**13.96**	**0**	**None**	**No**	**0.000396**	**Param Inter 1 of 2**
TDS (mg/L)	**GN-AP-MW-14**	**185.5**	**n/a**	**7/23/2020**	**399**	**Yes**	**28**	**152.9**	**13.96**	**0**	**None**	**No**	**0.000396**	**Param Inter 1 of 2**
TDS (mg/L)	**GN-AP-MW-15R**	**185.5**	**n/a**	**7/28/2020**	**606**	**Yes**	**28**	**152.9**	**13.96**	**0**	**None**	**No**	**0.000396**	**Param Inter 1 of 2**
TDS (mg/L)	**GN-AP-MW-16**	**185.5**	**n/a**	**7/28/2020**	**284**	**Yes**	**28**	**152.9**	**13.96**	**0**	**None**	**No**	**0.000396**	**Param Inter 1 of 2**
TDS (mg/L)	**GN-AP-MW-17**	**185.5**	**n/a**	**7/29/2020**	**566**	**Yes**	**28**	**152.9**	**13.96**	**0**	**None**	**No**	**0.000396**	**Param Inter 1 of 2**
TDS (mg/L)	**GN-AP-MW-18**	**185.5**	**n/a**	**7/22/2020**	**594**	**Yes**	**28**	**152.9**	**13.96**	**0**	**None**	**No**	**0.000396**	**Param Inter 1 of 2**
TDS (mg/L)	**GN-AP-MW-19**	**185.5**	**n/a**	**7/27/2020**	**223**	**Yes**	**28**	**152.9**	**13.96**	**0**	**None**	**No**	**0.000396**	**Param Inter 1 of 2**
TDS (mg/L)	**GN-AP-MW-20**	**185.5**	**n/a**	**7/22/2020**	**934**	**Yes**	**28**	**152.9**	**13.96**	**0**	**None**	**No**	**0.000396**	**Param Inter 1 of 2**
TDS (mg/L)	**GN-AP-MW-21**	**185.5**	**n/a**	**7/28/2020**	**476**	**Yes**	**28**	**152.9**	**13.96**	**0**	**None**	**No**	**0.000396**	**Param Inter 1 of 2**
TDS (mg/L)	**GN-AP-MW-22**	**185.5**	**n/a**	**7/28/2020**	**500**	**Yes**	**28**	**152.9**	**13.96**	**0**	**None**	**No**	**0.000396**	**Param Inter 1 of 2**
TDS (mg/L)	**GN-AP-MW-4**	**185.5**	**n/a**	**7/27/2020**	**284**	**Yes**	**28**	**152.9**	**13.96**	**0**	**None**	**No**	**0.000396**	**Param Inter 1 of 2**
TDS (mg/L)	**GN-AP-MW-5**	**185.5**	**n/a**	**7/28/2020**	**406**	**Yes**	**28**	**152.9**	**13.96**	**0**	**None**	**No**	**0.000396**	**Param Inter 1 of 2**
TDS (mg/L)	**GN-AP-MW-6**	**185.5**	**n/a**	**7/28/2020**	**485**	**Yes**	**28**	**152.9**	**13.96**	**0**	**None**	**No**	**0.000396**	**Param Inter 1 of 2**
TDS (mg/L)	**GN-AP-MW-7**	**185.5**	**n/a**	**7/28/2020**	**434**	**Yes**	**28**	**152.9**	**13.96**	**0**	**None**	**No**	**0.000396**	**Param Inter 1 of 2**
TDS (mg/L)	**GN-AP-MW-8**	**185.5**	**n/a**	**7/29/2020**	**253**	**Yes**	**28**	**152.9**	**13.96**	**0**	**None**	**No**	**0.000396**	**Param Inter 1 of 2**
TDS (mg/L)	**GN-AP-MW-9**	**185.5**	**n/a**	**7/29/2020**	**215**	**Yes**	**28**	**152.9**	**13.96**	**0**	**None**	**No**	**0.000396**	**Param Inter 1 of 2**

Trend Tests Summary Table - Prediction Limit Exceedances - Significant Results

Plant Gaston Client: Southern Company Data: Gaston Ash Pond Printed 10/20/2020, 1:44 PM

Constituent	Well	Slope	Calc.	Critical	Sig.	N	%NDs	Normality	Xform	Alpha	Method
Boron (mg/L)	GN-AP-MW-11	0.02671	68	53	Yes	15	0	n/a	n/a	0.01	NP
Boron (mg/L)	GN-AP-MW-12	0.03902	94	53	Yes	15	0	n/a	n/a	0.01	NP
Boron (mg/L)	GN-AP-MW-15R	0.6343	114	68	Yes	18	0	n/a	n/a	0.01	NP
Calcium (mg/L)	GN-AP-MW-12	2.667	55	53	Yes	15	0	n/a	n/a	0.01	NP
Calcium (mg/L)	GN-AP-MW-22	12.32	74	53	Yes	15	0	n/a	n/a	0.01	NP
Chloride (mg/L)	GN-AP-MW-15R	19.25	124	68	Yes	18	0	n/a	n/a	0.01	NP
Chloride (mg/L)	GN-AP-MW-16	1.806	80	53	Yes	15	0	n/a	n/a	0.01	NP
Chloride (mg/L)	GN-AP-MW-17	3.771	75	53	Yes	15	0	n/a	n/a	0.01	NP
Chloride (mg/L)	GN-AP-MW-18	0.3166	61	53	Yes	15	0	n/a	n/a	0.01	NP
Chloride (mg/L)	GN-AP-MW-20	0.6305	59	53	Yes	15	0	n/a	n/a	0.01	NP
Chloride (mg/L)	GN-AP-MW-22	9.7	68	53	Yes	15	0	n/a	n/a	0.01	NP
Chloride (mg/L)	GN-AP-MW-6	10.97	69	53	Yes	15	0	n/a	n/a	0.01	NP
Chloride (mg/L)	GN-AP-MW-9	0.8338	61	53	Yes	15	0	n/a	n/a	0.01	NP
Fluoride (mg/L)	GN-AP-MW-9	0.01058	67	58	Yes	16	6.25	n/a	n/a	0.01	NP
pH (pH)	GN-AP-MW-22	-0.1056	-71	-58	Yes	16	0	n/a	n/a	0.01	NP
Sulfate (mg/L)	GN-AP-MW-11	3.288	75	53	Yes	15	0	n/a	n/a	0.01	NP
Sulfate (mg/L)	GN-AP-MW-12	5.395	58	53	Yes	15	0	n/a	n/a	0.01	NP
TDS (mg/L)	GN-AP-MW-11	6.359	60	58	Yes	16	0	n/a	n/a	0.01	NP
TDS (mg/L)	GN-AP-MW-12	7.866	65	53	Yes	15	0	n/a	n/a	0.01	NP
TDS (mg/L)	GN-AP-MW-22	19.36	58	53	Yes	15	0	n/a	n/a	0.01	NP
TDS (mg/L)	GN-AP-MW-8	-10.67	-58	-53	Yes	15	0	n/a	n/a	0.01	NP
TDS (mg/L)	GN-AP-MW-9	9.359	66	53	Yes	15	0	n/a	n/a	0.01	NP

Trend Tests Summary Table - Prediction Limit Exceedances - All Results

Plant Gaston Client: Southern Company Data: Gaston Ash Pond Printed 10/20/2020, 1:44 PM

Constituent	Well	Slope	Calc.	Critical	Sig.	N	%NDs	Normality	Xform	Alpha	Method
Boron (mg/L)	**GN-AP-MW-11**	**0.02671**	**68**	**53**	**Yes**	**15**	**0**	**n/a**	**n/a**	**0.01**	**NP**
Boron (mg/L)	**GN-AP-MW-12**	**0.03902**	**94**	**53**	**Yes**	**15**	**0**	**n/a**	**n/a**	**0.01**	**NP**
Boron (mg/L)	**GN-AP-MW-15R**	**0.6343**	**114**	**68**	**Yes**	**18**	**0**	**n/a**	**n/a**	**0.01**	**NP**
Boron (mg/L)	GN-AP-MW-16	0.003916	10	53	No	15	0	n/a	n/a	0.01	NP
Boron (mg/L)	GN-AP-MW-17	-0.009518	-5	-53	No	15	0	n/a	n/a	0.01	NP
Boron (mg/L)	GN-AP-MW-18	0	1	53	No	15	0	n/a	n/a	0.01	NP
Boron (mg/L)	GN-AP-MW-2 (bg)	0	0	43	No	13	100	n/a	n/a	0.01	NP
Boron (mg/L)	GN-AP-MW-20	0.09962	44	53	No	15	0	n/a	n/a	0.01	NP
Boron (mg/L)	GN-AP-MW-21	0.1199	27	53	No	15	0	n/a	n/a	0.01	NP
Boron (mg/L)	GN-AP-MW-22	0.08625	53	53	No	15	0	n/a	n/a	0.01	NP
Boron (mg/L)	GN-AP-MW-3 (bg)	0	0	53	No	15	100	n/a	n/a	0.01	NP
Boron (mg/L)	GN-AP-MW-4	0.0203	9	53	No	15	0	n/a	n/a	0.01	NP
Boron (mg/L)	GN-AP-MW-5	0.02332	9	53	No	15	0	n/a	n/a	0.01	NP
Boron (mg/L)	GN-AP-MW-6	0.09189	21	53	No	15	0	n/a	n/a	0.01	NP
Boron (mg/L)	GN-AP-MW-7	0.07844	30	53	No	15	0	n/a	n/a	0.01	NP
Calcium (mg/L)	GN-AP-MW-10	0.5432	41	53	No	15	0	n/a	n/a	0.01	NP
Calcium (mg/L)	GN-AP-MW-11	1.196	36	53	No	15	0	n/a	n/a	0.01	NP
Calcium (mg/L)	**GN-AP-MW-12**	**2.667**	**55**	**53**	**Yes**	**15**	**0**	**n/a**	**n/a**	**0.01**	**NP**
Calcium (mg/L)	GN-AP-MW-13	0.2143	15	53	No	15	0	n/a	n/a	0.01	NP
Calcium (mg/L)	GN-AP-MW-14	-2.126	-19	-53	No	15	0	n/a	n/a	0.01	NP
Calcium (mg/L)	GN-AP-MW-15R	7.554	55	68	No	18	0	n/a	n/a	0.01	NP
Calcium (mg/L)	GN-AP-MW-16	1.595	41	53	No	15	0	n/a	n/a	0.01	NP
Calcium (mg/L)	GN-AP-MW-17	9.793	52	53	No	15	0	n/a	n/a	0.01	NP
Calcium (mg/L)	GN-AP-MW-18	4.345	48	53	No	15	0	n/a	n/a	0.01	NP
Calcium (mg/L)	GN-AP-MW-19	0.1562	9	53	No	15	0	n/a	n/a	0.01	NP
Calcium (mg/L)	GN-AP-MW-2 (bg)	0.6928	22	43	No	13	0	n/a	n/a	0.01	NP
Calcium (mg/L)	GN-AP-MW-20	3.596	25	53	No	15	0	n/a	n/a	0.01	NP
Calcium (mg/L)	GN-AP-MW-21	6.185	27	53	No	15	0	n/a	n/a	0.01	NP
Calcium (mg/L)	**GN-AP-MW-22**	**12.32**	**74**	**53**	**Yes**	**15**	**0**	**n/a**	**n/a**	**0.01**	**NP**
Calcium (mg/L)	GN-AP-MW-3 (bg)	0.3763	31	48	No	14	0	n/a	n/a	0.01	NP
Calcium (mg/L)	GN-AP-MW-4	0.5655	24	53	No	15	0	n/a	n/a	0.01	NP
Calcium (mg/L)	GN-AP-MW-5	2.06	24	53	No	15	0	n/a	n/a	0.01	NP
Calcium (mg/L)	GN-AP-MW-6	4.782	41	53	No	15	0	n/a	n/a	0.01	NP
Calcium (mg/L)	GN-AP-MW-7	3.735	35	53	No	15	0	n/a	n/a	0.01	NP
Calcium (mg/L)	GN-AP-MW-8	-0.6016	-30	-53	No	15	0	n/a	n/a	0.01	NP
Chloride (mg/L)	GN-AP-MW-11	0.1755	42	53	No	15	0	n/a	n/a	0.01	NP
Chloride (mg/L)	GN-AP-MW-12	0	-6	-53	No	15	0	n/a	n/a	0.01	NP
Chloride (mg/L)	**GN-AP-MW-15R**	**19.25**	**124**	**68**	**Yes**	**18**	**0**	**n/a**	**n/a**	**0.01**	**NP**
Chloride (mg/L)	**GN-AP-MW-16**	**1.806**	**80**	**53**	**Yes**	**15**	**0**	**n/a**	**n/a**	**0.01**	**NP**
Chloride (mg/L)	**GN-AP-MW-17**	**3.771**	**75**	**53**	**Yes**	**15**	**0**	**n/a**	**n/a**	**0.01**	**NP**
Chloride (mg/L)	**GN-AP-MW-18**	**0.3166**	**61**	**53**	**Yes**	**15**	**0**	**n/a**	**n/a**	**0.01**	**NP**
Chloride (mg/L)	GN-AP-MW-19	0.4837	33	53	No	15	6.667	n/a	n/a	0.01	NP
Chloride (mg/L)	GN-AP-MW-2 (bg)	-0.1215	-9	-43	No	13	7.692	n/a	n/a	0.01	NP
Chloride (mg/L)	**GN-AP-MW-20**	**0.6305**	**59**	**53**	**Yes**	**15**	**0**	**n/a**	**n/a**	**0.01**	**NP**
Chloride (mg/L)	GN-AP-MW-21	3.681	20	53	No	15	0	n/a	n/a	0.01	NP
Chloride (mg/L)	**GN-AP-MW-22**	**9.7**	**68**	**53**	**Yes**	**15**	**0**	**n/a**	**n/a**	**0.01**	**NP**
Chloride (mg/L)	GN-AP-MW-3 (bg)	-0.0869	-33	-53	No	15	0	n/a	n/a	0.01	NP
Chloride (mg/L)	GN-AP-MW-4	0.3949	8	53	No	15	0	n/a	n/a	0.01	NP
Chloride (mg/L)	GN-AP-MW-5	3.568	40	53	No	15	0	n/a	n/a	0.01	NP
Chloride (mg/L)	**GN-AP-MW-6**	**10.97**	**69**	**53**	**Yes**	**15**	**0**	**n/a**	**n/a**	**0.01**	**NP**
Chloride (mg/L)	GN-AP-MW-7	2.984	50	53	No	15	0	n/a	n/a	0.01	NP
Chloride (mg/L)	**GN-AP-MW-9**	**0.8338**	**61**	**53**	**Yes**	**15**	**0**	**n/a**	**n/a**	**0.01**	**NP**
Fluoride (mg/L)	GN-AP-MW-16	0.002731	33	58	No	16	0	n/a	n/a	0.01	NP
Fluoride (mg/L)	GN-AP-MW-17	-0.004347	-17	-58	No	16	0	n/a	n/a	0.01	NP
Fluoride (mg/L)	GN-AP-MW-2 (bg)	0	29	48	No	14	64.29	n/a	n/a	0.01	NP

Trend Tests Summary Table - Prediction Limit Exceedances - All Results

Plant Gaston Client: Southern Company Data: Gaston Ash Pond Printed 10/20/2020, 1:44 PM

Constituent	Well	Slope	Calc.	Critical	Sig.	N	%NDs	Normality	Xform	Alpha	Method
Fluoride (mg/L)	GN-AP-MW-3 (bg)	0	46	58	No	16	75	n/a	n/a	0.01	NP
Fluoride (mg/L)	**GN-AP-MW-9**	**0.01058**	**67**	**58**	**Yes**	**16**	**6.25**	**n/a**	**n/a**	**0.01**	**NP**
pH (pH)	GN-AP-MW-12	0.00586	12	58	No	16	0	n/a	n/a	0.01	NP
pH (pH)	GN-AP-MW-13	0.01645	34	58	No	16	0	n/a	n/a	0.01	NP
pH (pH)	GN-AP-MW-14	0.03452	37	58	No	16	0	n/a	n/a	0.01	NP
pH (pH)	GN-AP-MW-15R	0.01287	16	74	No	19	0	n/a	n/a	0.01	NP
pH (pH)	GN-AP-MW-16	0	0	58	No	16	0	n/a	n/a	0.01	NP
pH (pH)	GN-AP-MW-17	-0.03385	-32	-58	No	16	0	n/a	n/a	0.01	NP
pH (pH)	GN-AP-MW-18	0	-10	-58	No	16	0	n/a	n/a	0.01	NP
pH (pH)	GN-AP-MW-2 (bg)	-0.02103	-11	-48	No	14	0	n/a	n/a	0.01	NP
pH (pH)	**GN-AP-MW-22**	**-0.1056**	**-71**	**-58**	**Yes**	**16**	**0**	**n/a**	**n/a**	**0.01**	**NP**
pH (pH)	GN-AP-MW-3 (bg)	-0.006197	-13	-58	No	16	0	n/a	n/a	0.01	NP
pH (pH)	GN-AP-MW-4	0.00483	6	58	No	16	0	n/a	n/a	0.01	NP
pH (pH)	GN-AP-MW-7	-0.01377	-17	-58	No	16	0	n/a	n/a	0.01	NP
pH (pH)	GN-AP-MW-8	0.01198	20	58	No	16	0	n/a	n/a	0.01	NP
Sulfate (mg/L)	**GN-AP-MW-11**	**3.288**	**75**	**53**	**Yes**	**15**	**0**	**n/a**	**n/a**	**0.01**	**NP**
Sulfate (mg/L)	**GN-AP-MW-12**	**5.395**	**58**	**53**	**Yes**	**15**	**0**	**n/a**	**n/a**	**0.01**	**NP**
Sulfate (mg/L)	GN-AP-MW-14	7.917	29	53	No	15	0	n/a	n/a	0.01	NP
Sulfate (mg/L)	GN-AP-MW-15R	27.04	53	68	No	18	0	n/a	n/a	0.01	NP
Sulfate (mg/L)	GN-AP-MW-16	0.7143	10	53	No	15	0	n/a	n/a	0.01	NP
Sulfate (mg/L)	GN-AP-MW-17	19.94	36	53	No	15	0	n/a	n/a	0.01	NP
Sulfate (mg/L)	GN-AP-MW-18	3.126	12	53	No	15	0	n/a	n/a	0.01	NP
Sulfate (mg/L)	GN-AP-MW-19	1.356	47	53	No	15	0	n/a	n/a	0.01	NP
Sulfate (mg/L)	GN-AP-MW-2 (bg)	-0.2042	-15	-43	No	13	7.692	n/a	n/a	0.01	NP
Sulfate (mg/L)	GN-AP-MW-20	2.355	8	53	No	15	0	n/a	n/a	0.01	NP
Sulfate (mg/L)	GN-AP-MW-21	11.62	45	53	No	15	0	n/a	n/a	0.01	NP
Sulfate (mg/L)	GN-AP-MW-22	1.033	10	53	No	15	0	n/a	n/a	0.01	NP
Sulfate (mg/L)	GN-AP-MW-3 (bg)	-0.4398	-21	-53	No	15	0	n/a	n/a	0.01	NP
Sulfate (mg/L)	GN-AP-MW-4	-0.9815	-26	-53	No	15	0	n/a	n/a	0.01	NP
Sulfate (mg/L)	GN-AP-MW-5	-7.978	-37	-53	No	15	0	n/a	n/a	0.01	NP
Sulfate (mg/L)	GN-AP-MW-6	0	-3	-53	No	15	0	n/a	n/a	0.01	NP
Sulfate (mg/L)	GN-AP-MW-7	-0.3921	-4	-53	No	15	0	n/a	n/a	0.01	NP
Sulfate (mg/L)	GN-AP-MW-9	2.693	53	53	No	15	6.667	n/a	n/a	0.01	NP
TDS (mg/L)	**GN-AP-MW-11**	**6.359**	**60**	**58**	**Yes**	**16**	**0**	**n/a**	**n/a**	**0.01**	**NP**
TDS (mg/L)	**GN-AP-MW-12**	**7.866**	**65**	**53**	**Yes**	**15**	**0**	**n/a**	**n/a**	**0.01**	**NP**
TDS (mg/L)	GN-AP-MW-13	-0.2476	-4	-53	No	15	0	n/a	n/a	0.01	NP
TDS (mg/L)	GN-AP-MW-14	19.82	37	53	No	15	0	n/a	n/a	0.01	NP
TDS (mg/L)	GN-AP-MW-15R	46.6	37	68	No	18	0	n/a	n/a	0.01	NP
TDS (mg/L)	GN-AP-MW-16	5.794	26	53	No	15	0	n/a	n/a	0.01	NP
TDS (mg/L)	GN-AP-MW-17	30.24	49	53	No	15	0	n/a	n/a	0.01	NP
TDS (mg/L)	GN-AP-MW-18	8.04	27	53	No	15	0	n/a	n/a	0.01	NP
TDS (mg/L)	GN-AP-MW-19	0.9567	10	53	No	15	0	n/a	n/a	0.01	NP
TDS (mg/L)	GN-AP-MW-2 (bg)	-1.254	-10	-43	No	13	0	n/a	n/a	0.01	NP
TDS (mg/L)	GN-AP-MW-20	12.71	39	53	No	15	0	n/a	n/a	0.01	NP
TDS (mg/L)	GN-AP-MW-21	11.58	17	53	No	15	0	n/a	n/a	0.01	NP
TDS (mg/L)	**GN-AP-MW-22**	**19.36**	**58**	**53**	**Yes**	**15**	**0**	**n/a**	**n/a**	**0.01**	**NP**
TDS (mg/L)	GN-AP-MW-3 (bg)	0.9838	17	53	No	15	0	n/a	n/a	0.01	NP
TDS (mg/L)	GN-AP-MW-4	-5.57	-15	-53	No	15	0	n/a	n/a	0.01	NP
TDS (mg/L)	GN-AP-MW-5	1.847	5	53	No	15	0	n/a	n/a	0.01	NP
TDS (mg/L)	GN-AP-MW-6	19.44	51	53	No	15	0	n/a	n/a	0.01	NP
TDS (mg/L)	GN-AP-MW-7	5.881	31	53	No	15	0	n/a	n/a	0.01	NP
TDS (mg/L)	**GN-AP-MW-8**	**-10.67**	**-58**	**-53**	**Yes**	**15**	**0**	**n/a**	**n/a**	**0.01**	**NP**
TDS (mg/L)	**GN-AP-MW-9**	**9.359**	**66**	**53**	**Yes**	**15**	**0**	**n/a**	**n/a**	**0.01**	**NP**

Confidence Interval - Significant Results

Plant Gaston Client: Southern Company Data: Gaston Ash Pond Printed 10/19/2020, 4:44 PM

Constituent	Well	Upper Lim.	Lower Lim.	Compliance	Sig.	N	%NDs	Transform	Alpha	Method
Arsenic (mg/L)	**GN-AP-MW-17**	**0.01311**	**0.01013**	**0.01**	**Yes**	**8**	**0**	**No**	**0.01**	**Param.**
Combined Radium 226 + 228 (pCi/L)	**GN-AP-MW-20**	**15.7**	**11.6**	**5**	**Yes**	**8**	**0**	**No**	**0.004**	**NP (normality)**
Lithium (mg/L)	**GN-AP-MW-15R**	**0.1641**	**0.05881**	**0.04**	**Yes**	**8**	**0**	**No**	**0.01**	**Param.**
Lithium (mg/L)	**GN-AP-MW-16**	**0.09216**	**0.07234**	**0.04**	**Yes**	**8**	**0**	**No**	**0.01**	**Param.**
Lithium (mg/L)	**GN-AP-MW-17**	**0.7625**	**0.5792**	**0.04**	**Yes**	**8**	**0**	**No**	**0.01**	**Param.**
Lithium (mg/L)	**GN-AP-MW-20**	**0.1303**	**0.1047**	**0.04**	**Yes**	**8**	**0**	**No**	**0.01**	**Param.**
Molybdenum (mg/L)	**GN-AP-MW-15R**	**0.3448**	**0.1305**	**0.1**	**Yes**	**8**	**0**	**No**	**0.01**	**Param.**
Molybdenum (mg/L)	**GN-AP-MW-16**	**0.3352**	**0.2698**	**0.1**	**Yes**	**8**	**0**	**No**	**0.01**	**Param.**
Molybdenum (mg/L)	**GN-AP-MW-17**	**2.67**	**1.865**	**0.1**	**Yes**	**8**	**0**	**No**	**0.01**	**Param.**
Molybdenum (mg/L)	**GN-AP-MW-20**	**0.8334**	**0.7085**	**0.1**	**Yes**	**8**	**0**	**x^2**	**0.01**	**Param.**
Molybdenum (mg/L)	**GN-AP-MW-5**	**0.3192**	**0.116**	**0.1**	**Yes**	**8**	**0**	**No**	**0.01**	**Param.**

Confidence Interval - All Results

Plant Gaston Client: Southern Company Data: Gaston Ash Pond Printed 10/19/2020, 4:44 PM

Constituent	Well	Upper Lim.	Lower Lim.	Compliance	Sig.	N	%NDs	Transform	Alpha	Method
Antimony (mg/L)	GN-AP-MW-12	0.003	0.000871	0.006	No	8	87.5	No	0.004	NP (NDs)
Antimony (mg/L)	GN-AP-MW-14	0.003	0.000939	0.006	No	8	87.5	No	0.004	NP (NDs)
Antimony (mg/L)	GN-AP-MW-15R	0.003	0.000998	0.006	No	8	75	No	0.004	NP (NDs)
Antimony (mg/L)	GN-AP-MW-17	0.003	0.000731	0.006	No	8	37.5	No	0.004	NP (normality)
Antimony (mg/L)	GN-AP-MW-19	0.003	0.00123	0.006	No	8	87.5	No	0.004	NP (NDs)
Antimony (mg/L)	GN-AP-MW-6	0.003	0.000819	0.006	No	8	87.5	No	0.004	NP (NDs)
Antimony (mg/L)	GN-AP-MW-7	0.003	0.00089	0.006	No	8	87.5	No	0.004	NP (NDs)
Arsenic (mg/L)	GN-AP-MW-12	0.008439	0.003186	0.01	No	8	0	No	0.01	Param.
Arsenic (mg/L)	GN-AP-MW-14	0.005	0.00108	0.01	No	8	75	No	0.004	NP (NDs)
Arsenic (mg/L)	GN-AP-MW-15R	0.005	0.00101	0.01	No	8	37.5	No	0.004	NP (normality)
Arsenic (mg/L)	GN-AP-MW-16	0.00518	0.004487	0.01	No	8	0	No	0.01	Param.
Arsenic (mg/L)	**GN-AP-MW-17**	**0.01311**	**0.01013**	**0.01**	**Yes**	**8**	**0**	**No**	**0.01**	**Param.**
Arsenic (mg/L)	GN-AP-MW-18	0.0067	0.00248	0.01	No	8	0	No	0.004	NP (normality)
Arsenic (mg/L)	GN-AP-MW-19	0.003404	0.002211	0.01	No	8	0	No	0.01	Param.
Arsenic (mg/L)	GN-AP-MW-20	0.004284	0.003648	0.01	No	8	0	No	0.01	Param.
Arsenic (mg/L)	GN-AP-MW-21	0.003044	0.001363	0.01	No	8	0	No	0.01	Param.
Arsenic (mg/L)	GN-AP-MW-22	0.005	0.00129	0.01	No	8	87.5	No	0.004	NP (NDs)
Arsenic (mg/L)	GN-AP-MW-8	0.003467	0.001203	0.01	No	8	12.5	sqrt(x)	0.01	Param.
Arsenic (mg/L)	GN-AP-MW-9	0.002947	0.001783	0.01	No	8	0	No	0.01	Param.
Barium (mg/L)	GN-AP-MW-10	0.0142	0.01177	2	No	8	0	No	0.01	Param.
Barium (mg/L)	GN-AP-MW-11	0.009647	0.008223	2	No	8	0	No	0.01	Param.
Barium (mg/L)	GN-AP-MW-12	0.07765	0.06397	2	No	8	0	No	0.01	Param.
Barium (mg/L)	GN-AP-MW-13	0.03935	0.03203	2	No	8	0	No	0.01	Param.
Barium (mg/L)	GN-AP-MW-14	0.07427	0.05171	2	No	8	0	No	0.01	Param.
Barium (mg/L)	GN-AP-MW-15R	0.1053	0.03831	2	No	8	0	No	0.01	Param.
Barium (mg/L)	GN-AP-MW-16	0.03684	0.02791	2	No	8	0	No	0.01	Param.
Barium (mg/L)	GN-AP-MW-17	0.111	0.0781	2	No	8	0	No	0.01	Param.
Barium (mg/L)	GN-AP-MW-18	0.0499	0.0403	2	No	8	0	No	0.01	Param.
Barium (mg/L)	GN-AP-MW-19	0.02214	0.01676	2	No	8	0	No	0.01	Param.
Barium (mg/L)	GN-AP-MW-20	0.06365	0.05803	2	No	8	0	No	0.01	Param.
Barium (mg/L)	GN-AP-MW-21	0.03526	0.01909	2	No	8	0	No	0.01	Param.
Barium (mg/L)	GN-AP-MW-22	0.04617	0.03616	2	No	8	0	No	0.01	Param.
Barium (mg/L)	GN-AP-MW-4	0.03042	0.01868	2	No	8	0	No	0.01	Param.
Barium (mg/L)	GN-AP-MW-5	0.03998	0.02612	2	No	8	0	No	0.01	Param.
Barium (mg/L)	GN-AP-MW-6	0.02648	0.01927	2	No	8	0	No	0.01	Param.
Barium (mg/L)	GN-AP-MW-7	0.0273	0.02347	2	No	8	0	No	0.01	Param.
Barium (mg/L)	GN-AP-MW-8	0.02074	0.01579	2	No	8	0	No	0.01	Param.
Barium (mg/L)	GN-AP-MW-9	0.1163	0.09152	2	No	8	0	No	0.01	Param.
Cadmium (mg/L)	GN-AP-MW-17	0.001	0.000318	0.005	No	8	50	No	0.004	NP (normality)
Chromium (mg/L)	GN-AP-MW-8	0.01	0.00395	0.1	No	8	87.5	No	0.004	NP (NDs)
Combined Radium 226 + 228 (pCi/L)	GN-AP-MW-10	1.322	0.09172	5	No	8	12.5	sqrt(x)	0.01	Param.
Combined Radium 226 + 228 (pCi/L)	GN-AP-MW-11	1.16	0.2532	5	No	8	12.5	ln(x)	0.01	Param.
Combined Radium 226 + 228 (pCi/L)	GN-AP-MW-12	1.589	0.7702	5	No	8	0	No	0.01	Param.
Combined Radium 226 + 228 (pCi/L)	GN-AP-MW-13	0.9905	0.5772	5	No	8	0	No	0.01	Param.
Combined Radium 226 + 228 (pCi/L)	GN-AP-MW-14	1.176	-0.02481	5	No	8	0	No	0.01	Param.
Combined Radium 226 + 228 (pCi/L)	GN-AP-MW-15R	1.834	0.6	5	No	8	0	No	0.01	Param.
Combined Radium 226 + 228 (pCi/L)	GN-AP-MW-16	3.633	2.979	5	No	8	0	No	0.01	Param.
Combined Radium 226 + 228 (pCi/L)	GN-AP-MW-17	1.818	0.6038	5	No	8	0	No	0.01	Param.
Combined Radium 226 + 228 (pCi/L)	GN-AP-MW-18	1.932	0.9454	5	No	8	0	No	0.01	Param.
Combined Radium 226 + 228 (pCi/L)	GN-AP-MW-19	1.115	0.1785	5	No	8	0	sqrt(x)	0.01	Param.
Combined Radium 226 + 228 (pCi/L)	**GN-AP-MW-20**	**15.7**	**11.6**	**5**	**Yes**	**8**	**0**	**No**	**0.004**	**NP (normality)**
Combined Radium 226 + 228 (pCi/L)	GN-AP-MW-21	1.497	0.07691	5	No	8	12.5	sqrt(x)	0.01	Param.
Combined Radium 226 + 228 (pCi/L)	GN-AP-MW-22	1.154	0.1907	5	No	8	12.5	ln(x)	0.01	Param.
Combined Radium 226 + 228 (pCi/L)	GN-AP-MW-4	1.544	0.1472	5	No	8	12.5	sqrt(x)	0.01	Param.
Combined Radium 226 + 228 (pCi/L)	GN-AP-MW-5	1.325	0.3347	5	No	8	12.5	ln(x)	0.01	Param.
Combined Radium 226 + 228 (pCi/L)	GN-AP-MW-6	2.5	0.369	5	No	8	12.5	No	0.004	NP (normality)
Combined Radium 226 + 228 (pCi/L)	GN-AP-MW-7	1.479	0.2184	5	No	8	12.5	sqrt(x)	0.01	Param.
Combined Radium 226 + 228 (pCi/L)	GN-AP-MW-8	1.663	-0.01264	5	No	8	12.5	x^(1/3)	0.01	Param.
Combined Radium 226 + 228 (pCi/L)	GN-AP-MW-9	1.449	0.1713	5	No	8	12.5	sqrt(x)	0.01	Param.
Fluoride (mg/L)	GN-AP-MW-10	0.1	0.04	4	No	8	50	No	0.004	NP (normality)
Fluoride (mg/L)	GN-AP-MW-11	0.1	0.04	4	No	8	75	No	0.004	NP (NDs)
Fluoride (mg/L)	GN-AP-MW-12	0.1	0.04	4	No	8	25	No	0.004	NP (normality)
Fluoride (mg/L)	GN-AP-MW-13	0.1	0.05	4	No	8	25	No	0.004	NP (normality)
Fluoride (mg/L)	GN-AP-MW-14	0.1322	0.1001	4	No	8	0	No	0.01	Param.
Fluoride (mg/L)	GN-AP-MW-15R	0.1025	0.07877	4	No	8	0	No	0.01	Param.
Fluoride (mg/L)	GN-AP-MW-16	0.1392	0.1191	4	No	8	0	sqrt(x)	0.01	Param.
Fluoride (mg/L)	GN-AP-MW-17	0.2377	0.1806	4	No	8	0	No	0.01	Param.
Fluoride (mg/L)	GN-AP-MW-18	0.06691	0.04954	4	No	8	0	No	0.01	Param.

Confidence Interval - All Results

Plant Gaston Client: Southern Company Data: Gaston Ash Pond Printed 10/19/2020, 4:44 PM

Constituent	Well	Upper Lim.	Lower Lim.	Compliance	Sig.	N	%NDs	Transform	Alpha	Method
Fluoride (mg/L)	GN-AP-MW-19	0.1	0.04	4	No	8	12.5	No	0.004	NP (normality)
Fluoride (mg/L)	GN-AP-MW-20	0.1	0.04	4	No	8	25	No	0.004	NP (normality)
Fluoride (mg/L)	GN-AP-MW-21	0.1	0.06	4	No	8	50	No	0.004	NP (normality)
Fluoride (mg/L)	GN-AP-MW-22	0.1	0.06	4	No	8	12.5	No	0.004	NP (normality)
Fluoride (mg/L)	GN-AP-MW-4	0.1	0.0506	4	No	8	87.5	No	0.004	NP (NDs)
Fluoride (mg/L)	GN-AP-MW-5	0.07611	0.03883	4	No	8	12.5	sqrt(x)	0.01	Param.
Fluoride (mg/L)	GN-AP-MW-6	0.1	0.04	4	No	8	25	No	0.004	NP (normality)
Fluoride (mg/L)	GN-AP-MW-7	0.1	0.04	4	No	8	25	No	0.004	NP (normality)
Fluoride (mg/L)	GN-AP-MW-8	0.1106	0.08107	4	No	8	0	No	0.01	Param.
Fluoride (mg/L)	GN-AP-MW-9	0.1429	0.1096	4	No	8	12.5	No	0.01	Param.
Lithium (mg/L)	**GN-AP-MW-15R**	**0.1641**	**0.05881**	**0.04**	**Yes**	**8**	**0**	**No**	**0.01**	**Param.**
Lithium (mg/L)	**GN-AP-MW-16**	**0.09216**	**0.07234**	**0.04**	**Yes**	**8**	**0**	**No**	**0.01**	**Param.**
Lithium (mg/L)	**GN-AP-MW-17**	**0.7625**	**0.5792**	**0.04**	**Yes**	**8**	**0**	**No**	**0.01**	**Param.**
Lithium (mg/L)	GN-AP-MW-18	0.04825	0.03487	0.04	No	8	0	No	0.01	Param.
Lithium (mg/L)	**GN-AP-MW-20**	**0.1303**	**0.1047**	**0.04**	**Yes**	**8**	**0**	**No**	**0.01**	**Param.**
Lithium (mg/L)	GN-AP-MW-5	0.04804	0.02123	0.04	No	8	12.5	No	0.01	Param.
Molybdenum (mg/L)	**GN-AP-MW-15R**	**0.3448**	**0.1305**	**0.1**	**Yes**	**8**	**0**	**No**	**0.01**	**Param.**
Molybdenum (mg/L)	**GN-AP-MW-16**	**0.3352**	**0.2698**	**0.1**	**Yes**	**8**	**0**	**No**	**0.01**	**Param.**
Molybdenum (mg/L)	**GN-AP-MW-17**	**2.67**	**1.865**	**0.1**	**Yes**	**8**	**0**	**No**	**0.01**	**Param.**
Molybdenum (mg/L)	GN-AP-MW-18	0.02392	0.01835	0.1	No	8	0	No	0.01	Param.
Molybdenum (mg/L)	GN-AP-MW-19	0.01333	0.01157	0.1	No	8	0	No	0.01	Param.
Molybdenum (mg/L)	**GN-AP-MW-20**	**0.8334**	**0.7085**	**0.1**	**Yes**	**8**	**0**	**x^2**	**0.01**	**Param.**
Molybdenum (mg/L)	GN-AP-MW-21	0.01594	0.005452	0.1	No	8	0	No	0.01	Param.
Molybdenum (mg/L)	GN-AP-MW-22	0.08048	0.06288	0.1	No	8	0	x^(1/3)	0.01	Param.
Molybdenum (mg/L)	**GN-AP-MW-5**	**0.3192**	**0.116**	**0.1**	**Yes**	**8**	**0**	**No**	**0.01**	**Param.**
Molybdenum (mg/L)	GN-AP-MW-6	0.01729	0.01179	0.1	No	8	0	No	0.01	Param.
Molybdenum (mg/L)	GN-AP-MW-9	0.005	0.00282	0.1	No	8	87.5	No	0.004	NP (NDs)
Thallium (mg/L)	GN-AP-MW-18	0.0004583	0.0003369	0.002	No	8	0	No	0.01	Param.

FIGURE A.

Sanitas™ v.9.6.27 Groundwater Stats Consulting. UG
Hollow symbols indicate censored values.

Time Series

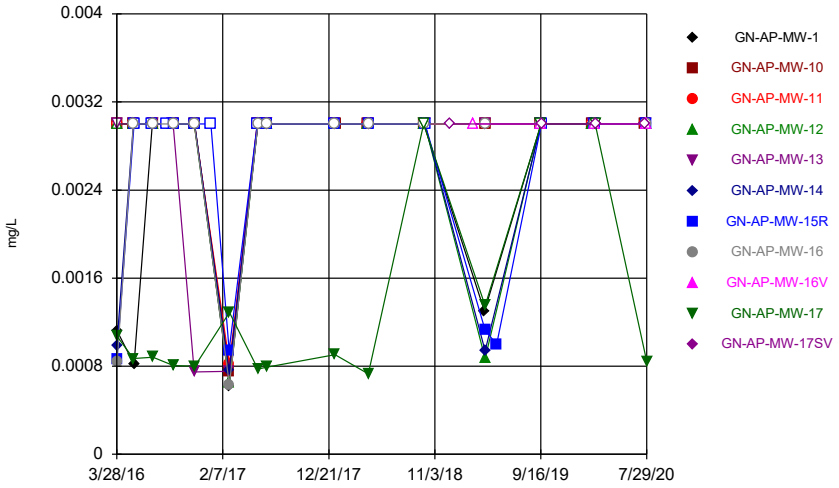

Constituent: Antimony Analysis Run 10/20/2020 1:20 PM
Plant Gaston Client: Southern Company Data: Gaston Ash Pond

Sanitas™ v.9.6.27 Groundwater Stats Consulting. UG
Hollow symbols indicate censored values.

Time Series

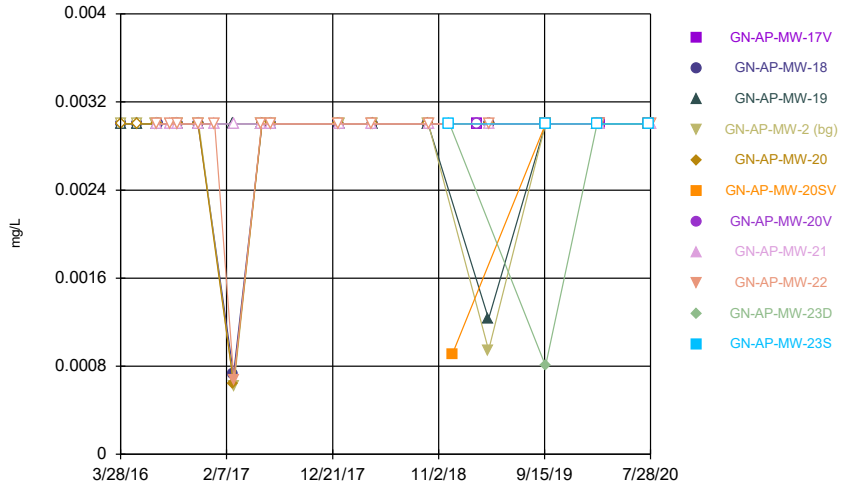

Constituent: Antimony Analysis Run 10/20/2020 1:20 PM
Plant Gaston Client: Southern Company Data: Gaston Ash Pond

Sanitas™ v.9.6.27 Groundwater Stats Consulting. UG
Hollow symbols indicate censored values.

Time Series

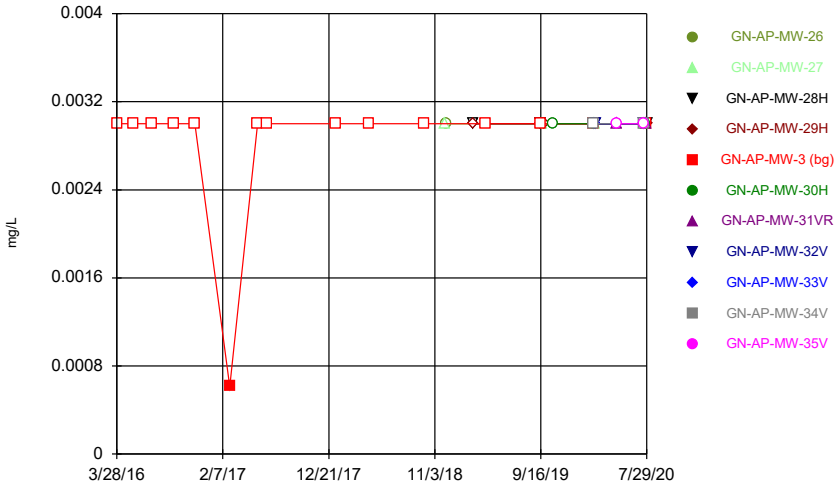

Constituent: Antimony Analysis Run 10/20/2020 1:20 PM
Plant Gaston Client: Southern Company Data: Gaston Ash Pond

Sanitas™ v.9.6.27 Groundwater Stats Consulting. UG
Hollow symbols indicate censored values.

Time Series

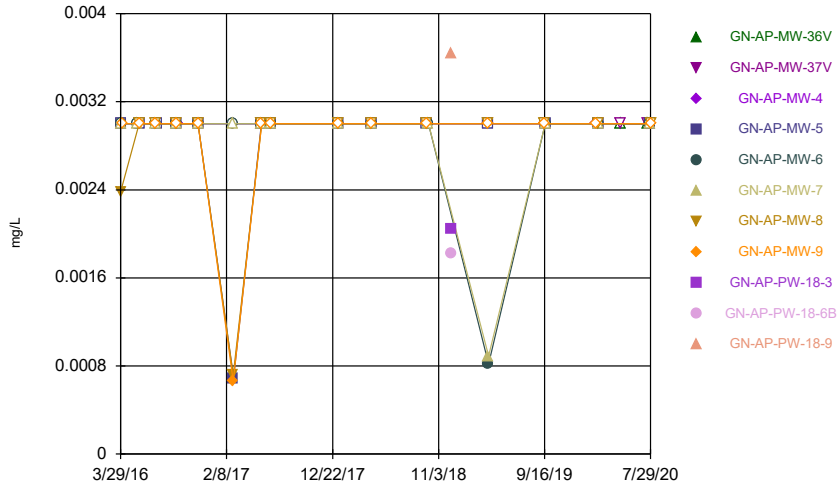

Constituent: Antimony Analysis Run 10/20/2020 1:20 PM
Plant Gaston Client: Southern Company Data: Gaston Ash Pond

Sanitas™ v.9.6.27 Groundwater Stats Consulting. UG
Hollow symbols indicate censored values.

Time Series

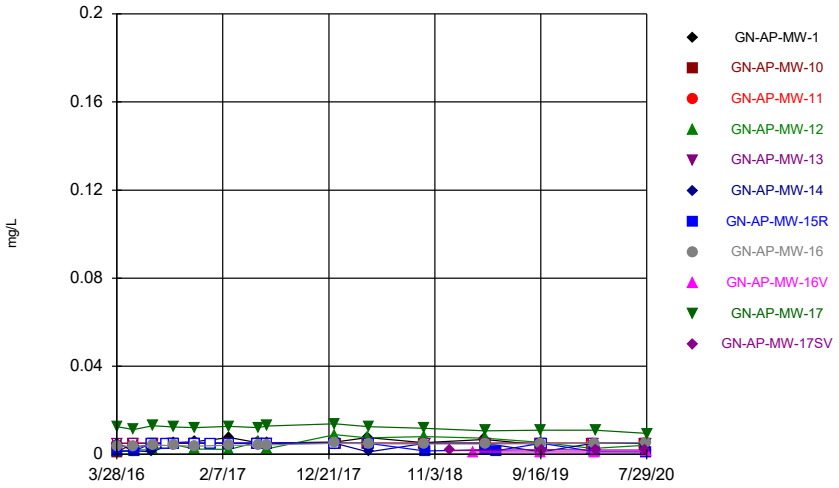

Constituent: Arsenic Analysis Run 10/20/2020 1:20 PM
Plant Gaston Client: Southern Company Data: Gaston Ash Pond

Sanitas™ v.9.6.27 Groundwater Stats Consulting. UG
Hollow symbols indicate censored values.

Time Series

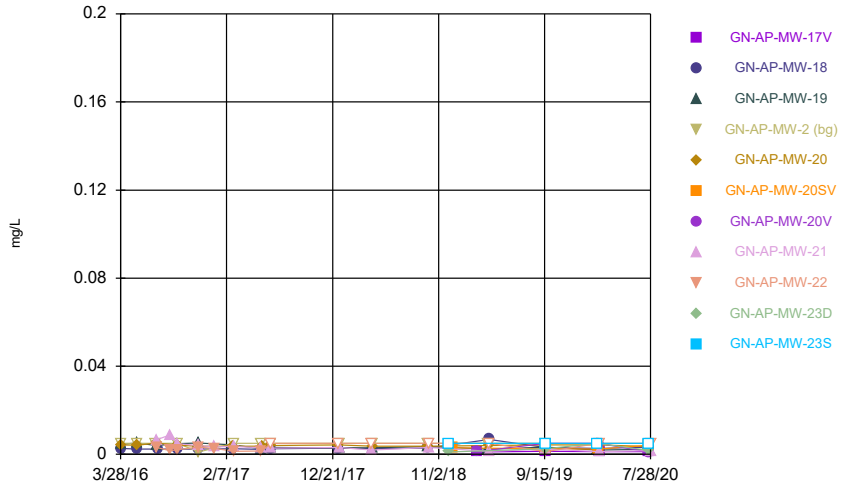

Constituent: Arsenic Analysis Run 10/20/2020 1:20 PM
Plant Gaston Client: Southern Company Data: Gaston Ash Pond

Sanitas™ v.9.6.27 Groundwater Stats Consulting. UG
Hollow symbols indicate censored values.

Time Series

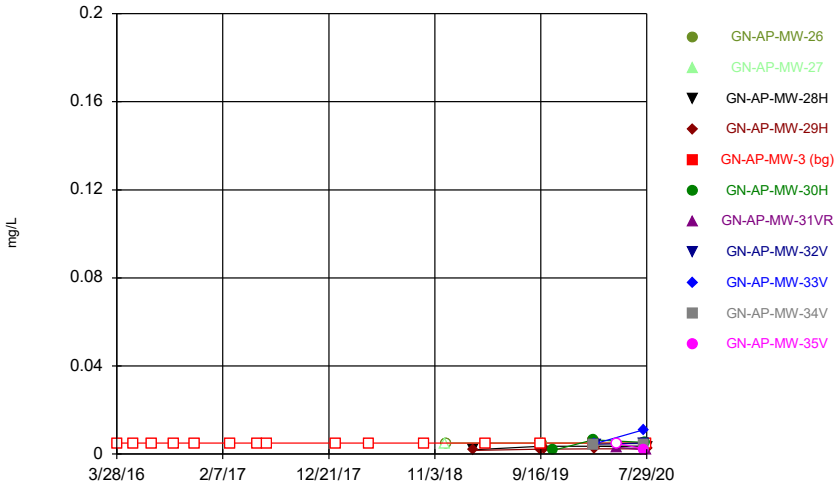

Constituent: Arsenic Analysis Run 10/20/2020 1:20 PM
Plant Gaston Client: Southern Company Data: Gaston Ash Pond

Sanitas™ v.9.6.27 Groundwater Stats Consulting. UG
Hollow symbols indicate censored values.

Time Series

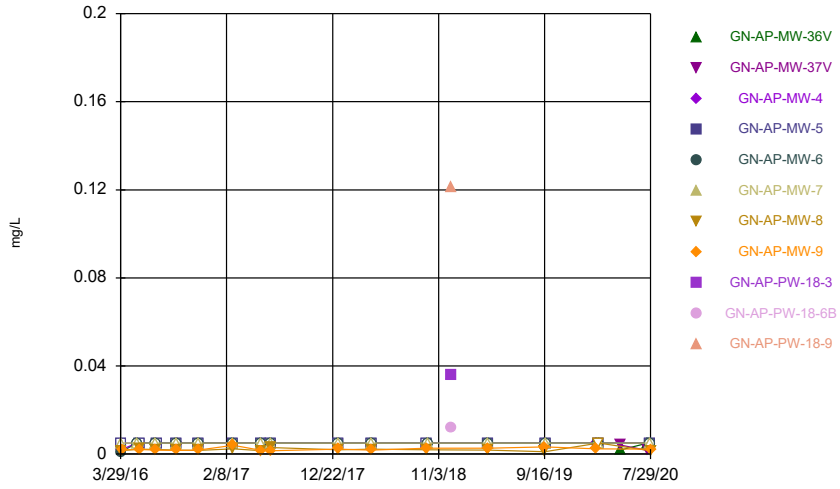

Constituent: Arsenic Analysis Run 10/20/2020 1:20 PM
Plant Gaston Client: Southern Company Data: Gaston Ash Pond

Sanitas™ v.9.6.27 Groundwater Stats Consulting. UG

Time Series

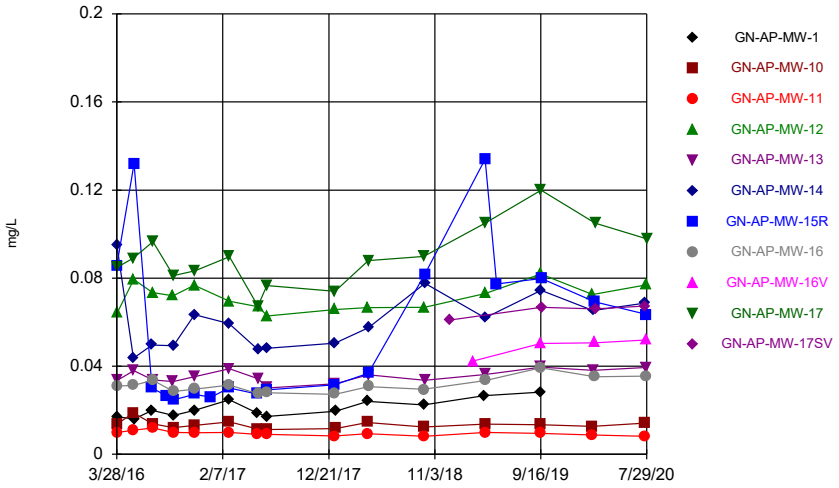

Constituent: Barium Analysis Run 10/20/2020 1:20 PM

Plant Gaston Client: Southern Company Data: Gaston Ash Pond

Sanitas™ v.9.6.27 Groundwater Stats Consulting. UG

Time Series

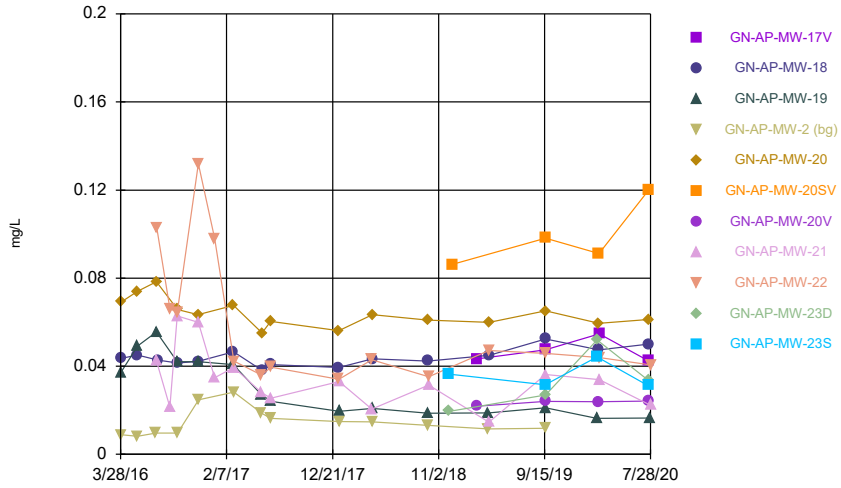

Constituent: Barium Analysis Run 10/20/2020 1:20 PM

Plant Gaston Client: Southern Company Data: Gaston Ash Pond

Sanitas™ v.9.6.27 Groundwater Stats Consulting. UG

Time Series

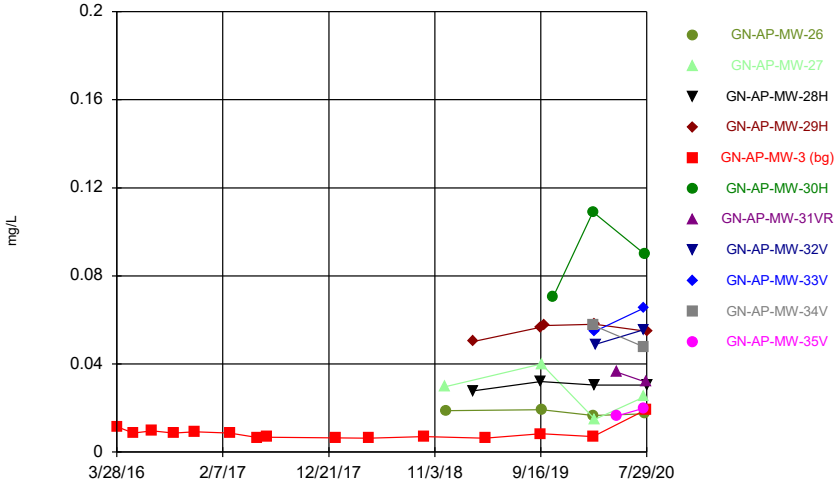

Constituent: Barium Analysis Run 10/20/2020 1:20 PM

Plant Gaston Client: Southern Company Data: Gaston Ash Pond

Sanitas™ v.9.6.27 Groundwater Stats Consulting. UG

Time Series

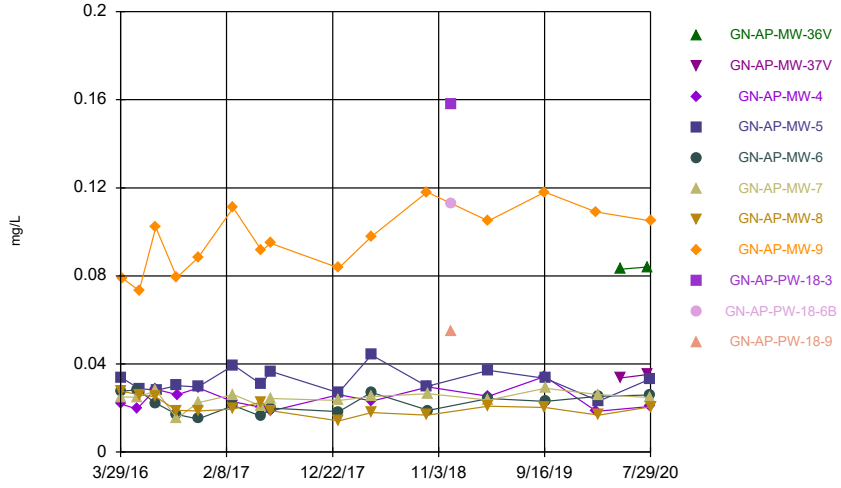

Constituent: Barium Analysis Run 10/20/2020 1:20 PM

Plant Gaston Client: Southern Company Data: Gaston Ash Pond

Sanitas™ v.9.6.27 Groundwater Stats Consulting. UG
Hollow symbols indicate censored values.

Time Series

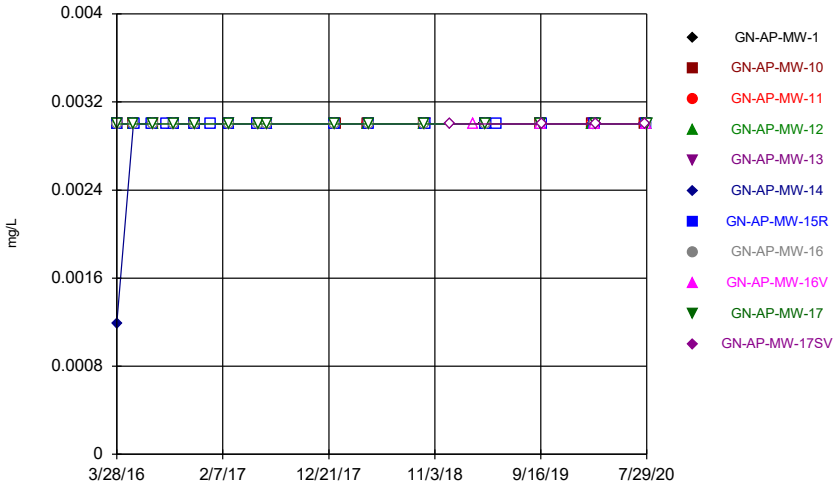

Constituent: Beryllium Analysis Run 10/20/2020 1:21 PM
Plant Gaston Client: Southern Company Data: Gaston Ash Pond

Sanitas™ v.9.6.27 Groundwater Stats Consulting. UG
Hollow symbols indicate censored values.

Time Series

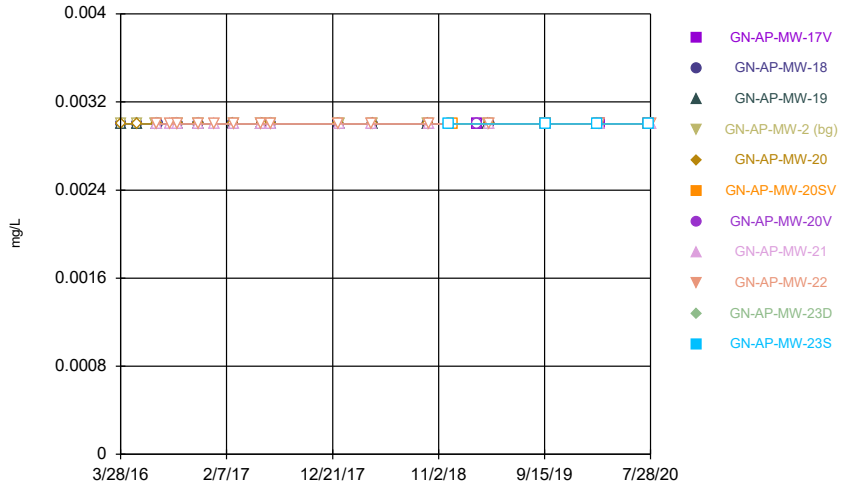

Constituent: Beryllium Analysis Run 10/20/2020 1:21 PM
Plant Gaston Client: Southern Company Data: Gaston Ash Pond

Sanitas™ v.9.6.27 Groundwater Stats Consulting. UG
Hollow symbols indicate censored values.

Time Series

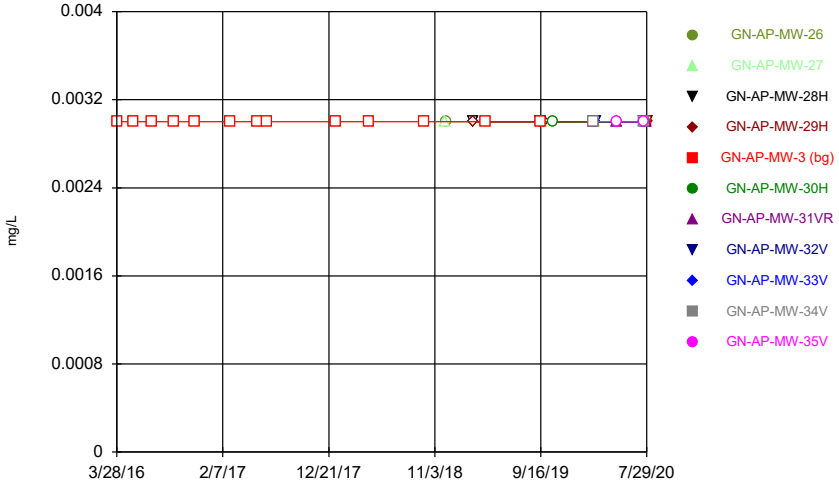

Constituent: Beryllium Analysis Run 10/20/2020 1:21 PM
Plant Gaston Client: Southern Company Data: Gaston Ash Pond

Sanitas™ v.9.6.27 Groundwater Stats Consulting. UG
Hollow symbols indicate censored values.

Time Series

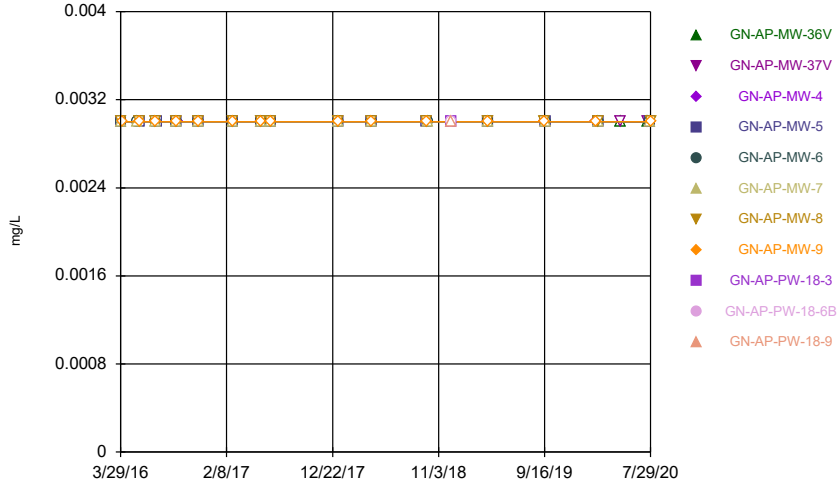

Constituent: Beryllium Analysis Run 10/20/2020 1:21 PM
Plant Gaston Client: Southern Company Data: Gaston Ash Pond

Sanitas™ v.9.6.27 Groundwater Stats Consulting. UG
Hollow symbols indicate censored values.

Time Series

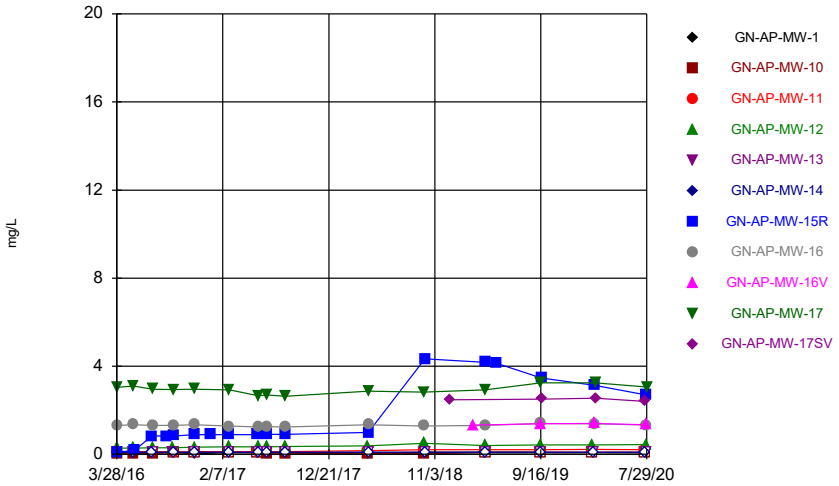

Constituent: Boron Analysis Run 10/20/2020 1:21 PM
Plant Gaston Client: Southern Company Data: Gaston Ash Pond

Sanitas™ v.9.6.27 Groundwater Stats Consulting. UG
Hollow symbols indicate censored values.

Time Series

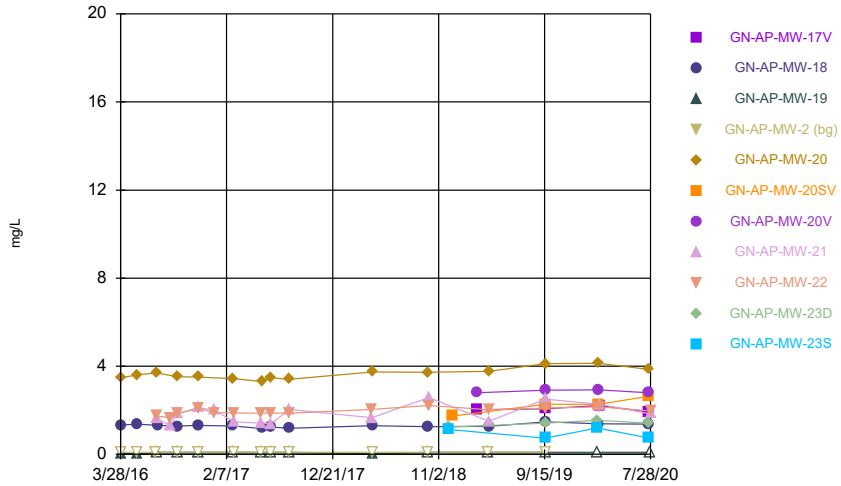

Constituent: Boron Analysis Run 10/20/2020 1:21 PM
Plant Gaston Client: Southern Company Data: Gaston Ash Pond

Sanitas™ v.9.6.27 Groundwater Stats Consulting. UG
Hollow symbols indicate censored values.

Time Series

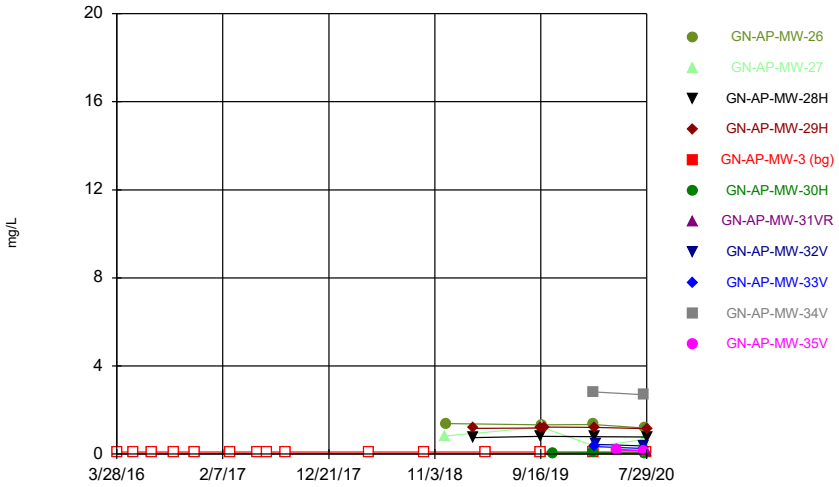

Constituent: Boron Analysis Run 10/20/2020 1:21 PM
Plant Gaston Client: Southern Company Data: Gaston Ash Pond

Sanitas™ v.9.6.27 Groundwater Stats Consulting. UG
Hollow symbols indicate censored values.

Time Series

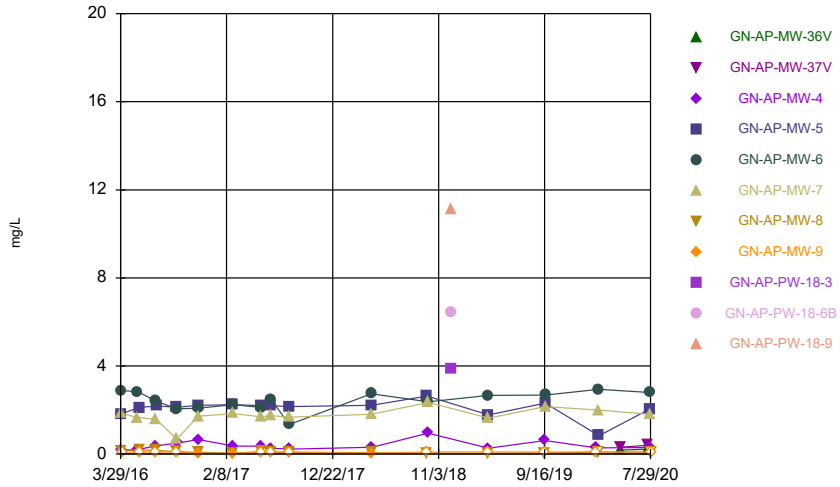

Constituent: Boron Analysis Run 10/20/2020 1:21 PM
Plant Gaston Client: Southern Company Data: Gaston Ash Pond

Sanitas™ v.9.6.27 Groundwater Stats Consulting. UG
Hollow symbols indicate censored values.

Time Series

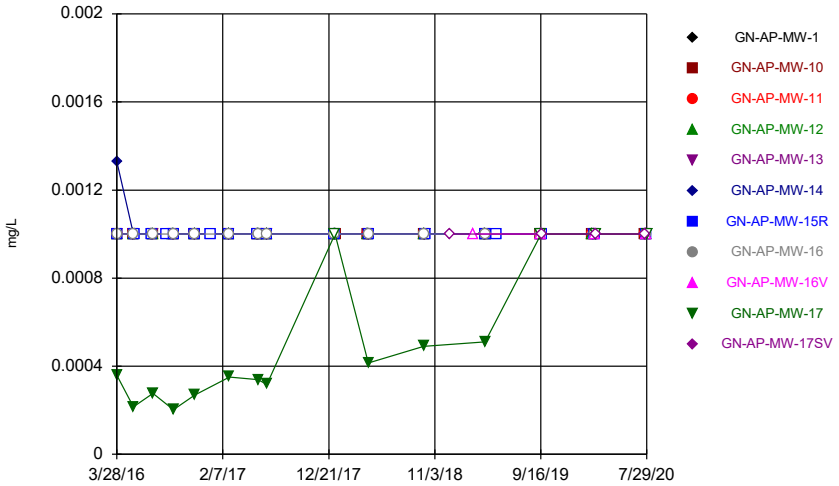

Constituent: Cadmium Analysis Run 10/20/2020 1:21 PM
Plant Gaston Client: Southern Company Data: Gaston Ash Pond

Sanitas™ v.9.6.27 Groundwater Stats Consulting. UG
Hollow symbols indicate censored values.

Time Series

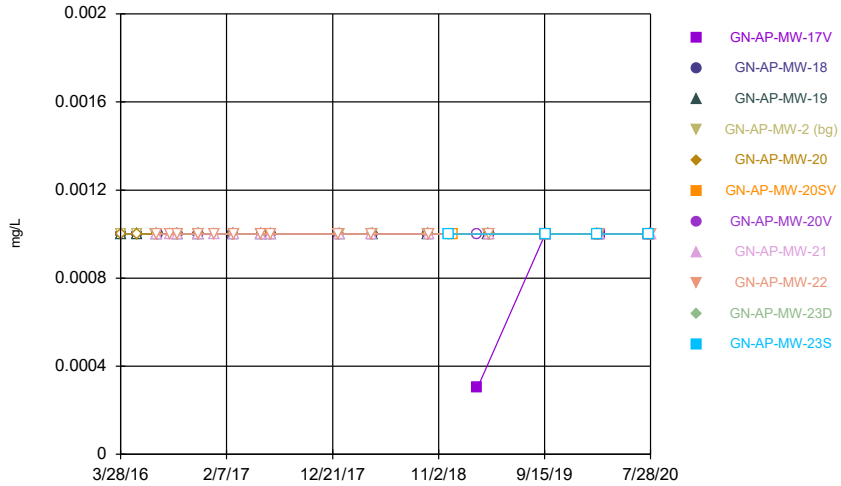

Constituent: Cadmium Analysis Run 10/20/2020 1:21 PM
Plant Gaston Client: Southern Company Data: Gaston Ash Pond

Sanitas™ v.9.6.27 Groundwater Stats Consulting. UG
Hollow symbols indicate censored values.

Time Series

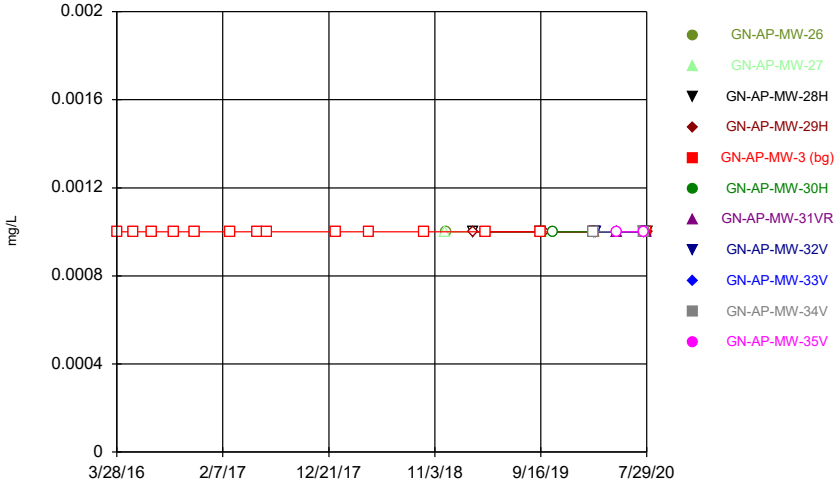

Constituent: Cadmium Analysis Run 10/20/2020 1:21 PM
Plant Gaston Client: Southern Company Data: Gaston Ash Pond

Sanitas™ v.9.6.27 Groundwater Stats Consulting. UG
Hollow symbols indicate censored values.

Time Series

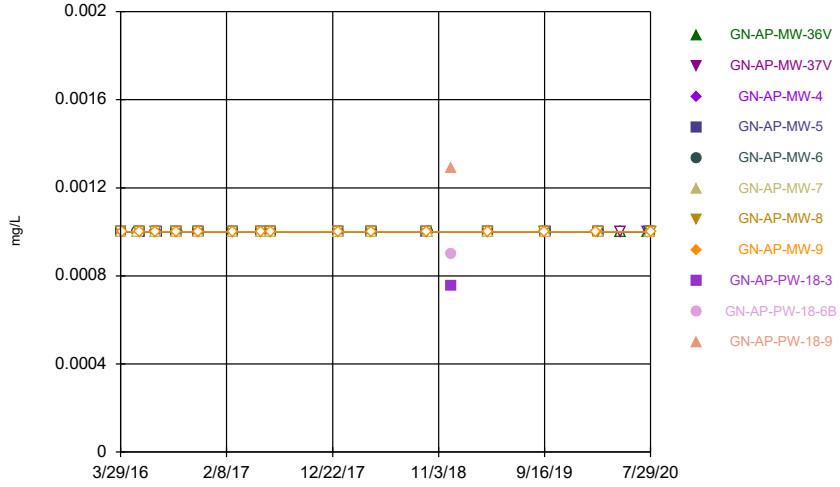

Constituent: Cadmium Analysis Run 10/20/2020 1:21 PM
Plant Gaston Client: Southern Company Data: Gaston Ash Pond

Sanitas™ v.9.6.27 Groundwater Stats Consulting. UG

Time Series

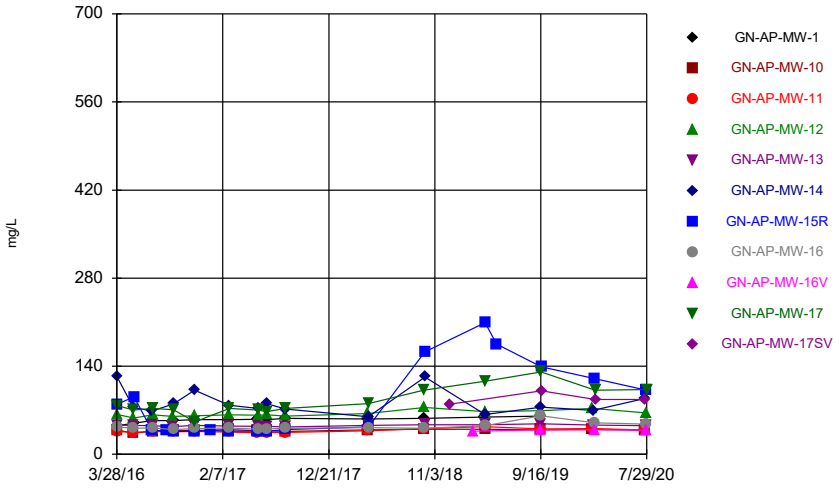

Constituent: Calcium Analysis Run 10/20/2020 1:21 PM

Plant Gaston Client: Southern Company Data: Gaston Ash Pond

Sanitas™ v.9.6.27 Groundwater Stats Consulting. UG

Time Series

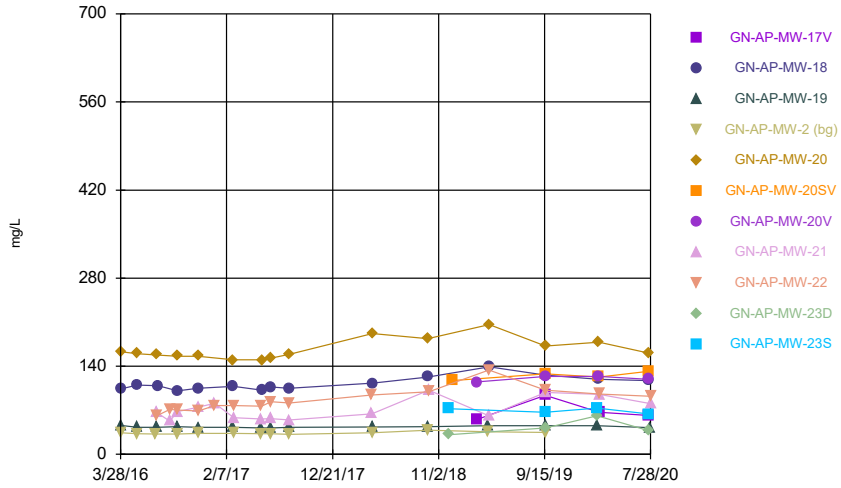

Constituent: Calcium Analysis Run 10/20/2020 1:21 PM

Plant Gaston Client: Southern Company Data: Gaston Ash Pond

Sanitas™ v.9.6.27 Groundwater Stats Consulting. UG
Hollow symbols indicate censored values.

Time Series

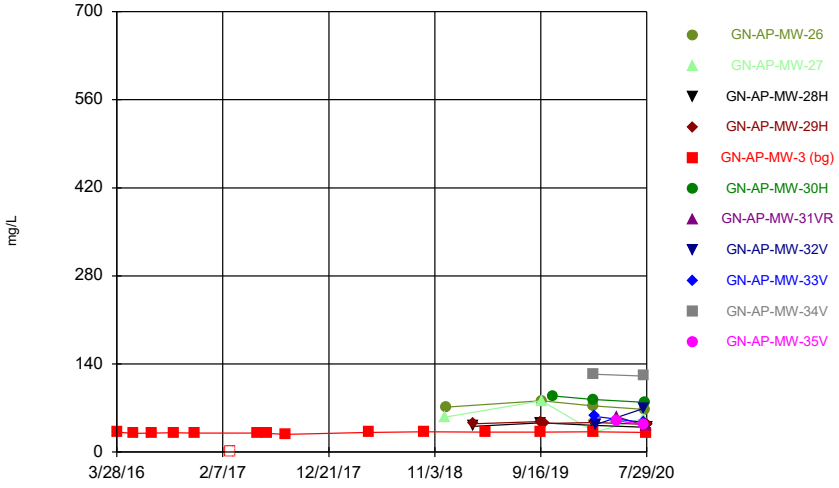

Constituent: Calcium Analysis Run 10/20/2020 1:21 PM

Plant Gaston Client: Southern Company Data: Gaston Ash Pond

Sanitas™ v.9.6.27 Groundwater Stats Consulting. UG

Time Series

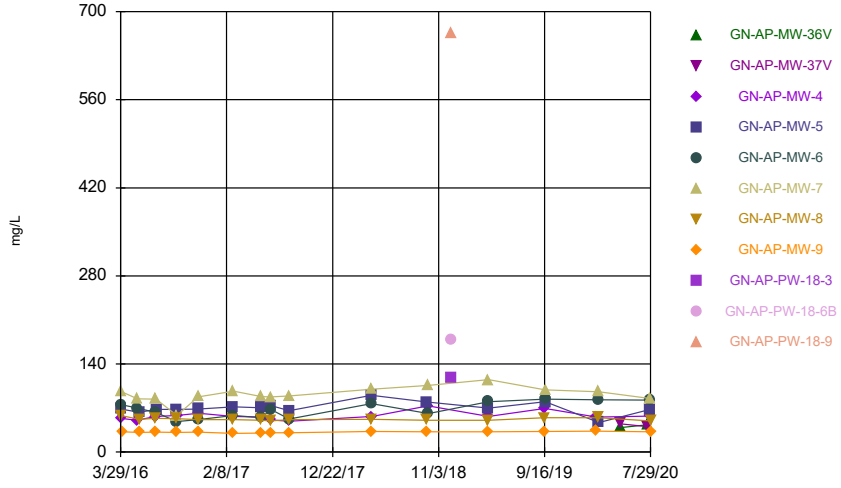

Constituent: Calcium Analysis Run 10/20/2020 1:21 PM

Plant Gaston Client: Southern Company Data: Gaston Ash Pond

Sanitas™ v.9.6.27 Groundwater Stats Consulting. UG

Time Series

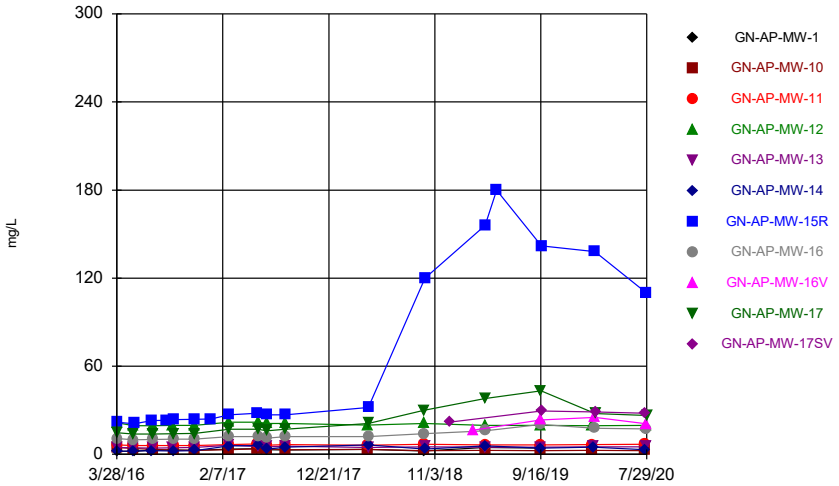

Constituent: Chloride Analysis Run 10/20/2020 1:21 PM

Plant Gaston Client: Southern Company Data: Gaston Ash Pond

Sanitas™ v.9.6.27 Groundwater Stats Consulting. UG

Hollow symbols indicate censored values.

Time Series

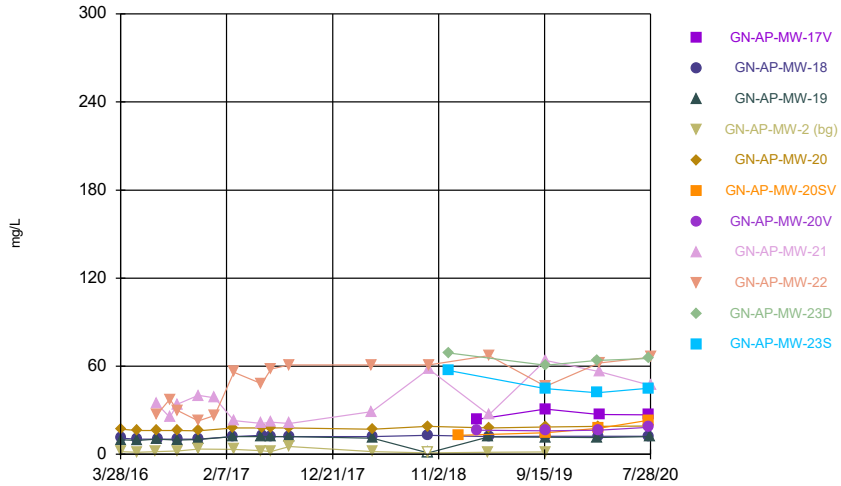

Constituent: Chloride Analysis Run 10/20/2020 1:21 PM

Plant Gaston Client: Southern Company Data: Gaston Ash Pond

Sanitas™ v.9.6.27 Groundwater Stats Consulting. UG

Time Series

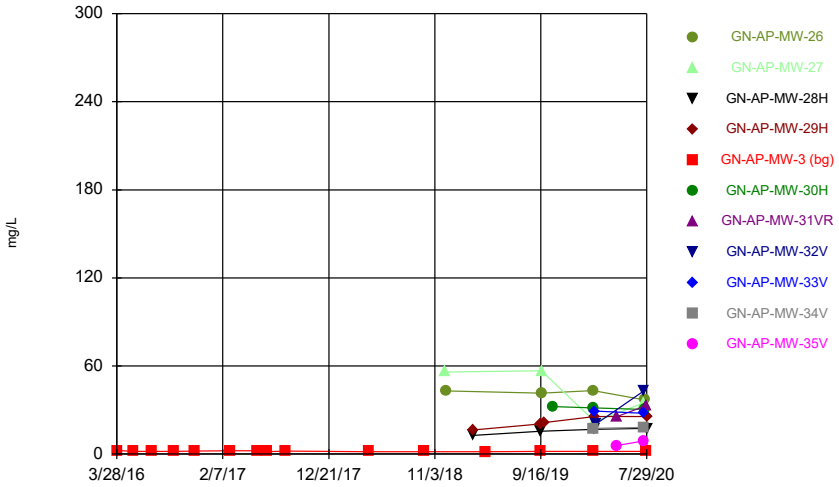

Constituent: Chloride Analysis Run 10/20/2020 1:21 PM

Plant Gaston Client: Southern Company Data: Gaston Ash Pond

Sanitas™ v.9.6.27 Groundwater Stats Consulting. UG

Time Series

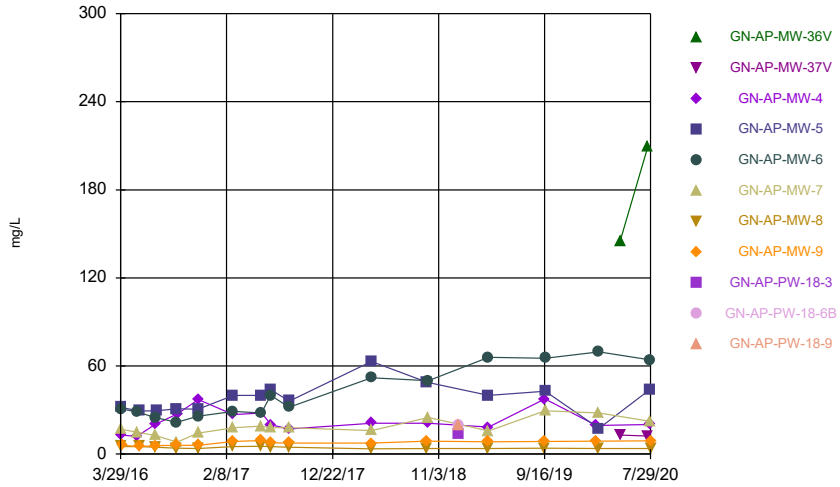

Constituent: Chloride Analysis Run 10/20/2020 1:21 PM

Plant Gaston Client: Southern Company Data: Gaston Ash Pond

Sanitas™ v.9.6.27 Groundwater Stats Consulting. UG
Hollow symbols indicate censored values.

Time Series

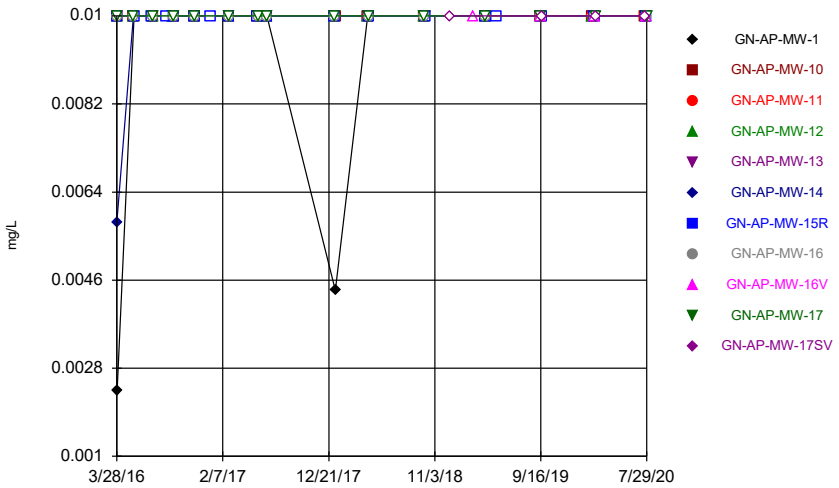

Constituent: Chromium Analysis Run 10/20/2020 1:21 PM
Plant Gaston Client: Southern Company Data: Gaston Ash Pond

Sanitas™ v.9.6.27 Groundwater Stats Consulting. UG
Hollow symbols indicate censored values.

Time Series

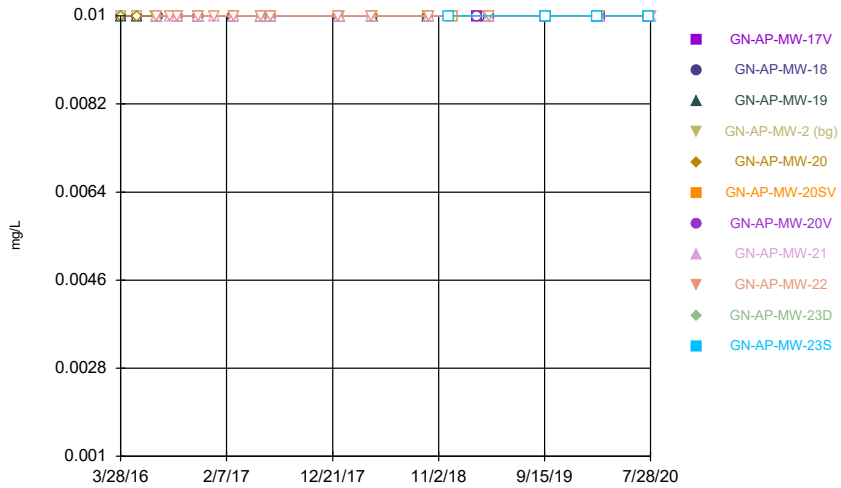

Constituent: Chromium Analysis Run 10/20/2020 1:21 PM
Plant Gaston Client: Southern Company Data: Gaston Ash Pond

Sanitas™ v.9.6.27 Groundwater Stats Consulting. UG
Hollow symbols indicate censored values.

Time Series

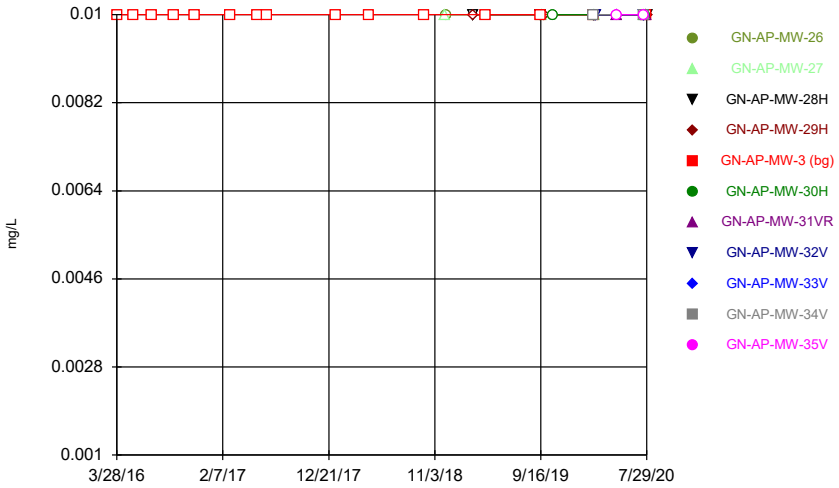

Constituent: Chromium Analysis Run 10/20/2020 1:21 PM
Plant Gaston Client: Southern Company Data: Gaston Ash Pond

Sanitas™ v.9.6.27 Groundwater Stats Consulting. UG
Hollow symbols indicate censored values.

Time Series

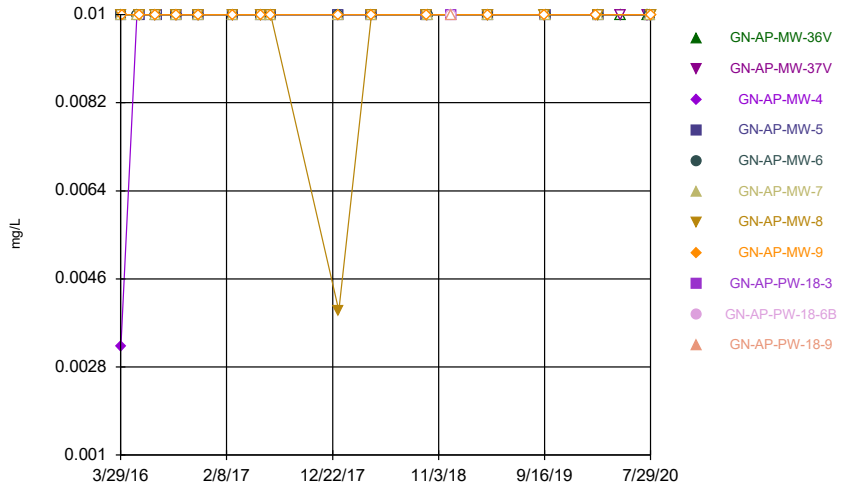

Constituent: Chromium Analysis Run 10/20/2020 1:21 PM
Plant Gaston Client: Southern Company Data: Gaston Ash Pond

Sanitas™ v.9.6.27 Groundwater Stats Consulting. UG
Hollow symbols indicate censored values.

Time Series

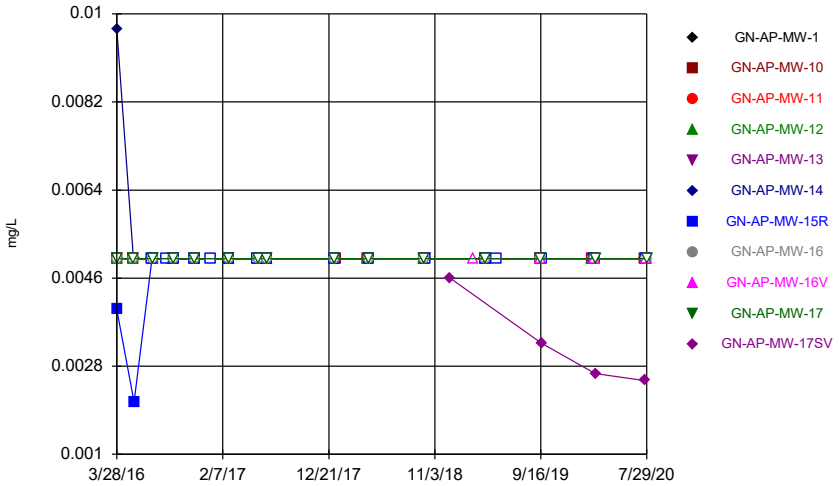

Constituent: Cobalt Analysis Run 10/20/2020 1:21 PM
Plant Gaston Client: Southern Company Data: Gaston Ash Pond

Sanitas™ v.9.6.27 Groundwater Stats Consulting. UG
Hollow symbols indicate censored values.

Time Series

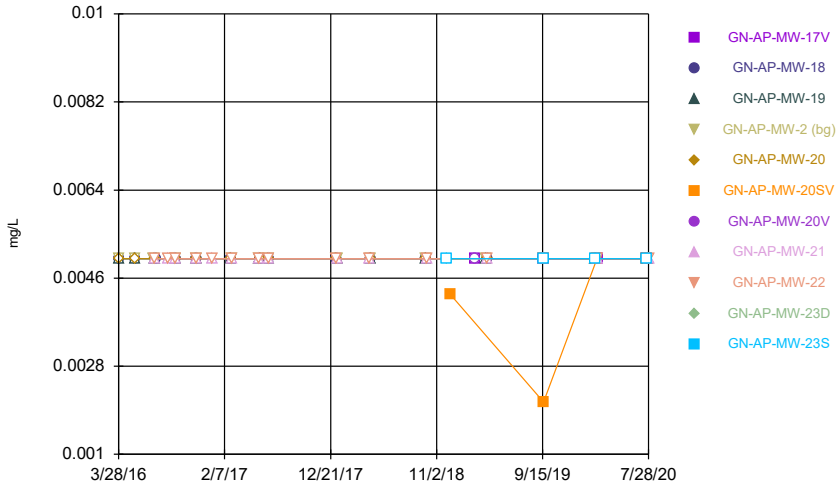

Constituent: Cobalt Analysis Run 10/20/2020 1:21 PM
Plant Gaston Client: Southern Company Data: Gaston Ash Pond

Sanitas™ v.9.6.27 Groundwater Stats Consulting. UG
Hollow symbols indicate censored values.

Time Series

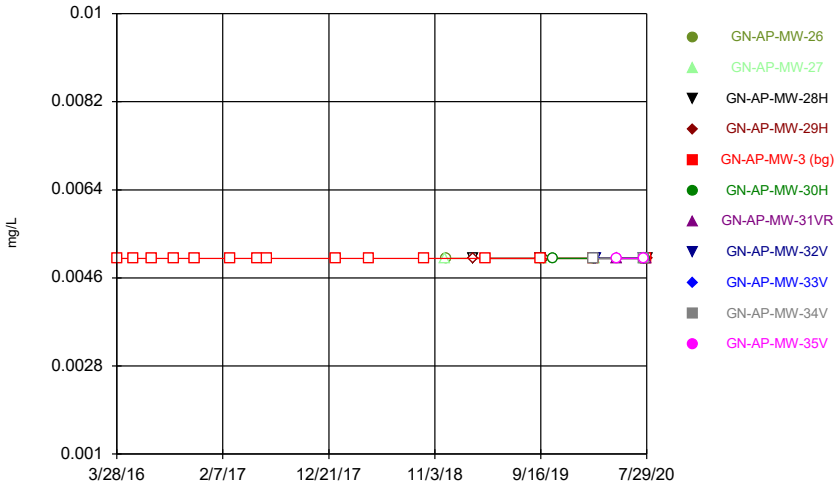

Constituent: Cobalt Analysis Run 10/20/2020 1:21 PM
Plant Gaston Client: Southern Company Data: Gaston Ash Pond

Sanitas™ v.9.6.27 Groundwater Stats Consulting. UG
Hollow symbols indicate censored values.

Time Series

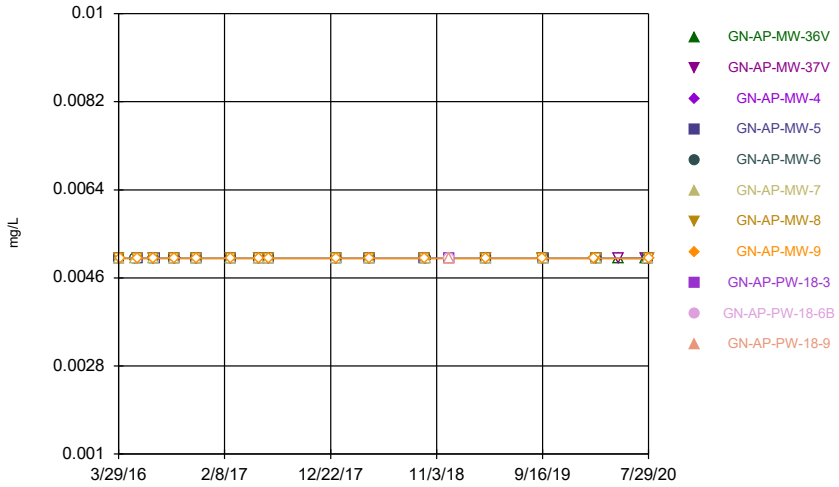

Constituent: Cobalt Analysis Run 10/20/2020 1:21 PM
Plant Gaston Client: Southern Company Data: Gaston Ash Pond

Sanitas™ v.9.6.27 Groundwater Stats Consulting. UG
Hollow symbols indicate censored values.

Time Series

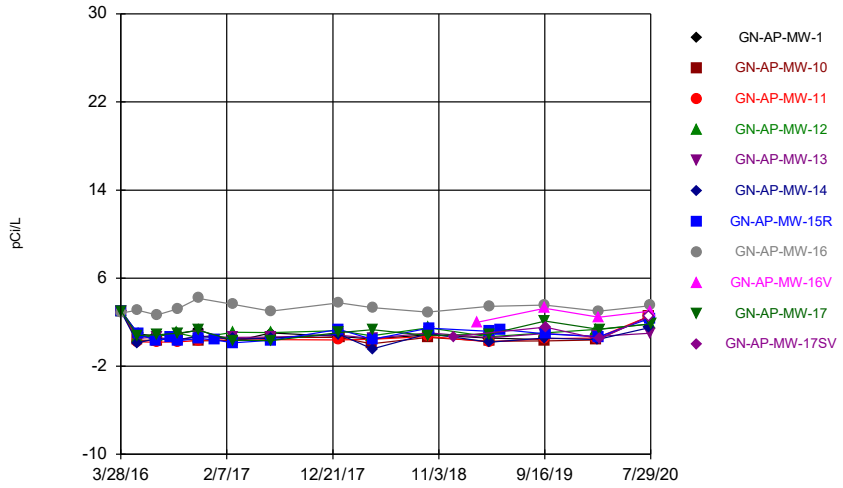

Constituent: Combined Radium 226 + 228 Analysis Run 10/20/2020 1:21 PM
Plant Gaston Client: Southern Company Data: Gaston Ash Pond

Sanitas™ v.9.6.27 Groundwater Stats Consulting. UG
Hollow symbols indicate censored values.

Time Series

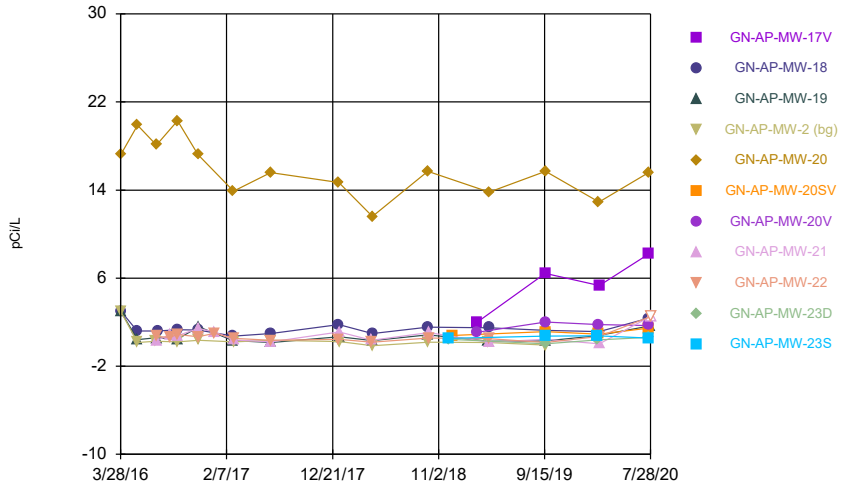

Constituent: Combined Radium 226 + 228 Analysis Run 10/20/2020 1:21 PM
Plant Gaston Client: Southern Company Data: Gaston Ash Pond

Sanitas™ v.9.6.27 Groundwater Stats Consulting. UG
Hollow symbols indicate censored values.

Time Series

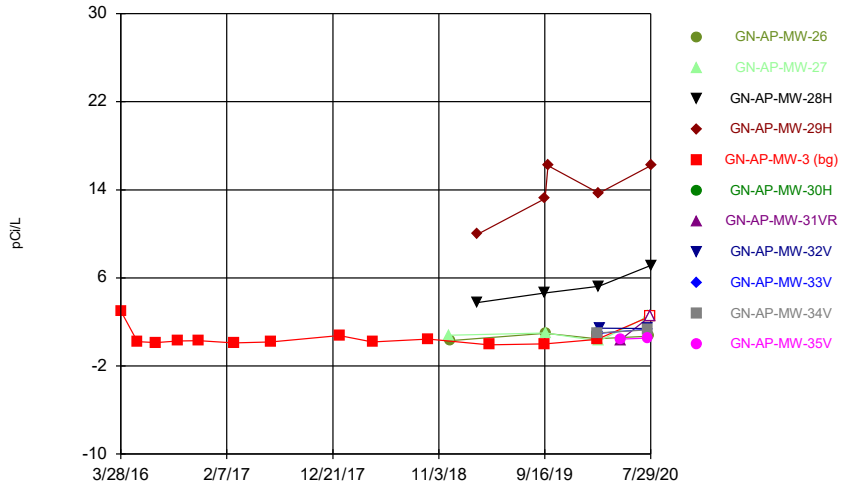

Constituent: Combined Radium 226 + 228 Analysis Run 10/20/2020 1:21 PM
Plant Gaston Client: Southern Company Data: Gaston Ash Pond

Sanitas™ v.9.6.27 Groundwater Stats Consulting. UG
Hollow symbols indicate censored values.

Time Series

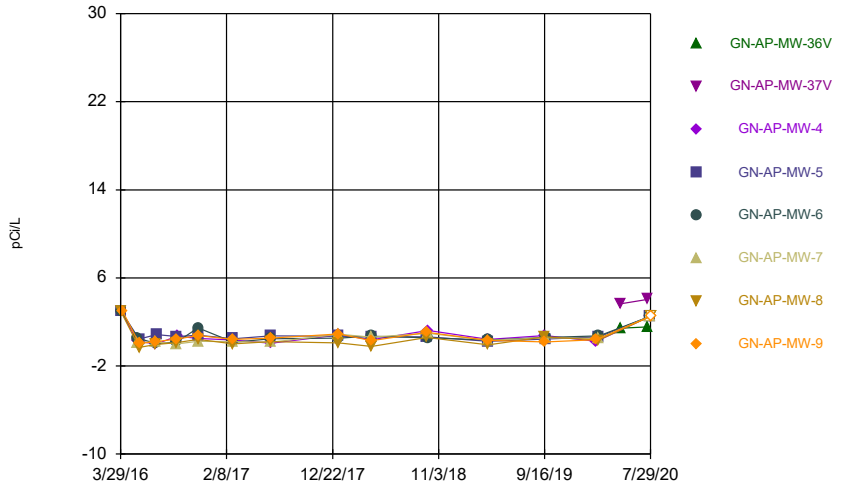

Constituent: Combined Radium 226 + 228 Analysis Run 10/20/2020 1:21 PM
Plant Gaston Client: Southern Company Data: Gaston Ash Pond

Sanitas™ v.9.6.27 Groundwater Stats Consulting. UG
Hollow symbols indicate censored values.

Time Series

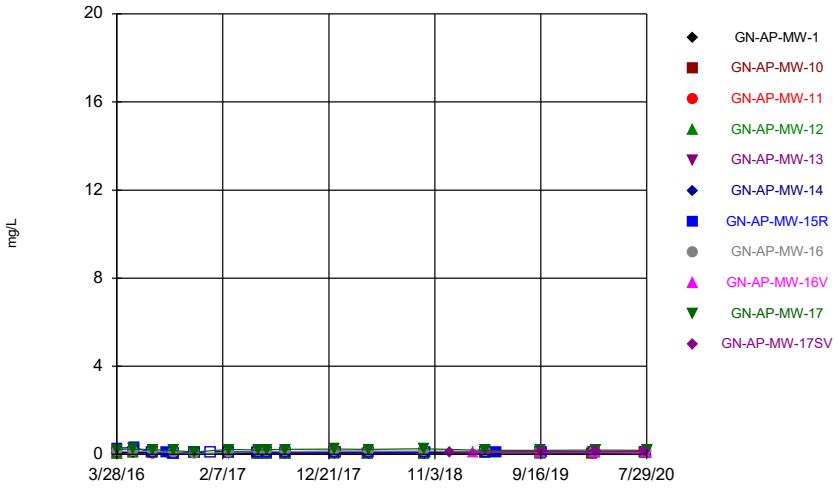

Constituent: Fluoride Analysis Run 10/20/2020 1:21 PM
Plant Gaston Client: Southern Company Data: Gaston Ash Pond

Sanitas™ v.9.6.27 Groundwater Stats Consulting. UG
Hollow symbols indicate censored values.

Time Series

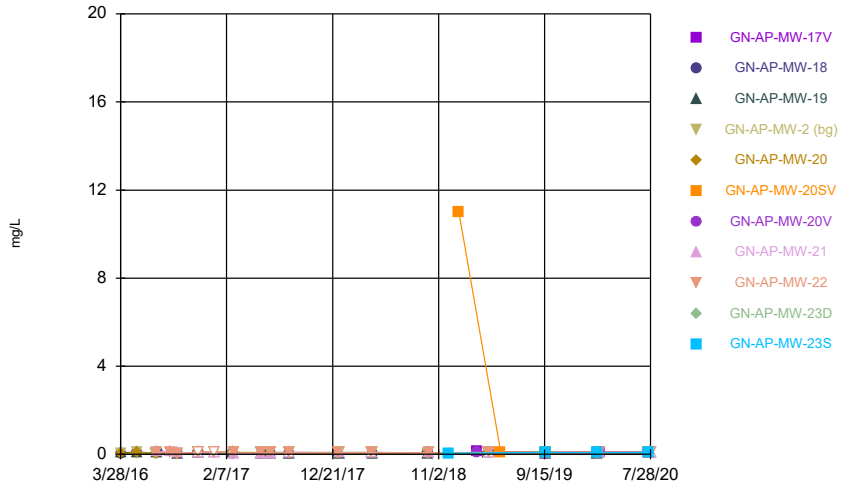

Constituent: Fluoride Analysis Run 10/20/2020 1:21 PM
Plant Gaston Client: Southern Company Data: Gaston Ash Pond

Sanitas™ v.9.6.27 Groundwater Stats Consulting. UG
Hollow symbols indicate censored values.

Time Series

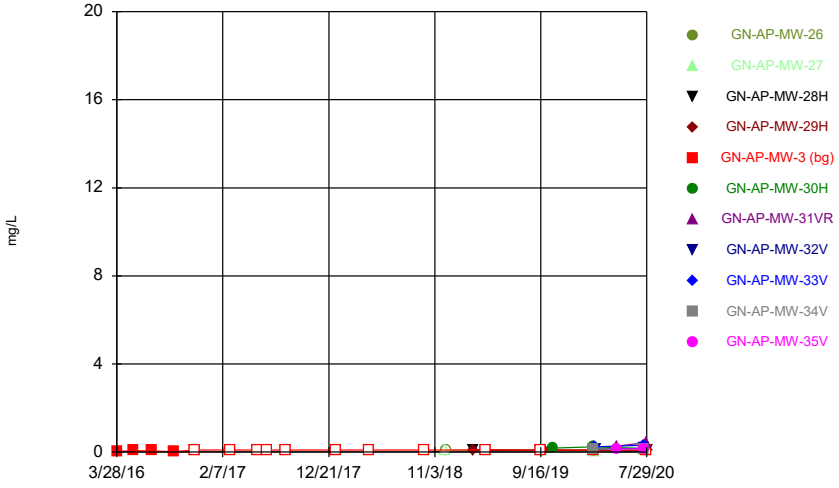

Constituent: Fluoride Analysis Run 10/20/2020 1:21 PM
Plant Gaston Client: Southern Company Data: Gaston Ash Pond

Sanitas™ v.9.6.27 Groundwater Stats Consulting. UG
Hollow symbols indicate censored values.

Time Series

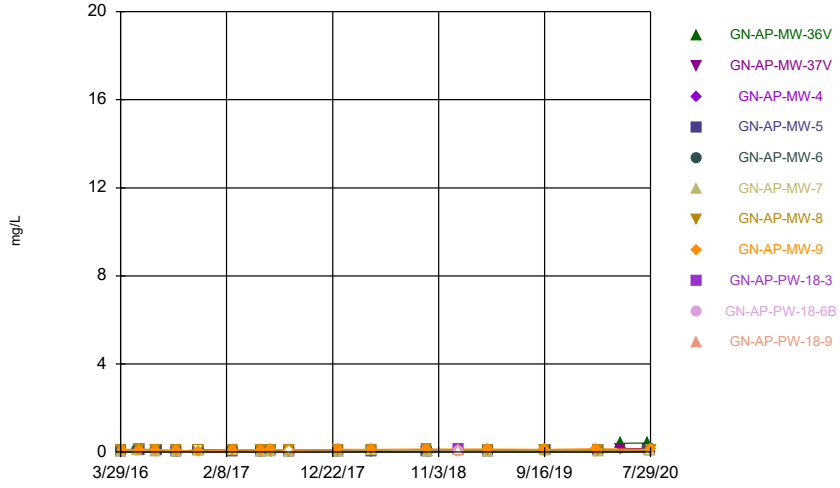

Constituent: Fluoride Analysis Run 10/20/2020 1:21 PM
Plant Gaston Client: Southern Company Data: Gaston Ash Pond

Sanitas™ v.9.6.27 Groundwater Stats Consulting. UG
Hollow symbols indicate censored values.

Time Series

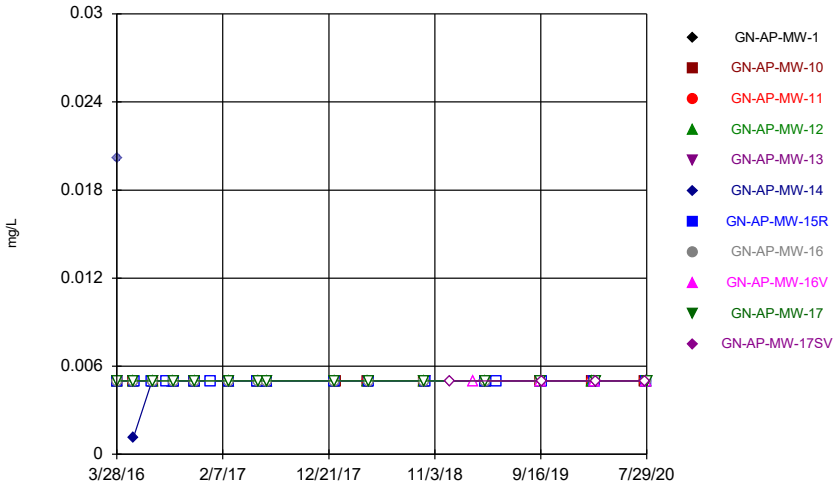

Constituent: Lead Analysis Run 10/20/2020 1:21 PM
Plant Gaston Client: Southern Company Data: Gaston Ash Pond

Sanitas™ v.9.6.27 Groundwater Stats Consulting. UG
Hollow symbols indicate censored values.

Time Series

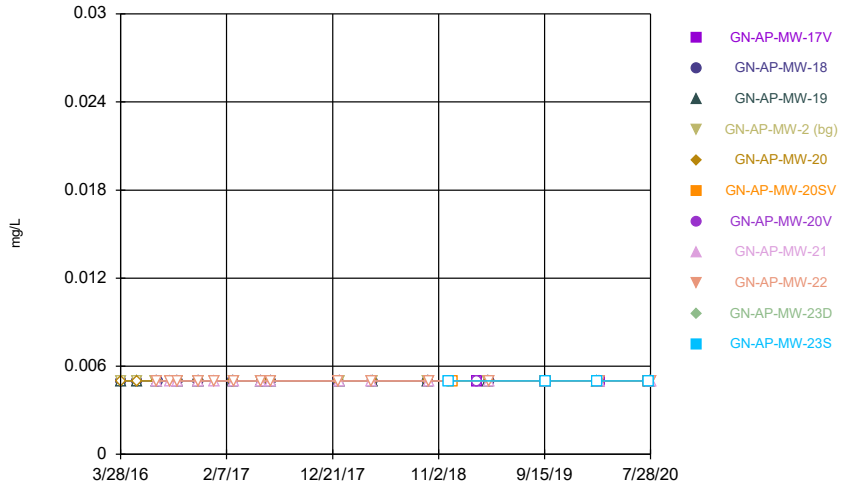

Constituent: Lead Analysis Run 10/20/2020 1:21 PM
Plant Gaston Client: Southern Company Data: Gaston Ash Pond

Sanitas™ v.9.6.27 Groundwater Stats Consulting. UG
Hollow symbols indicate censored values.

Time Series

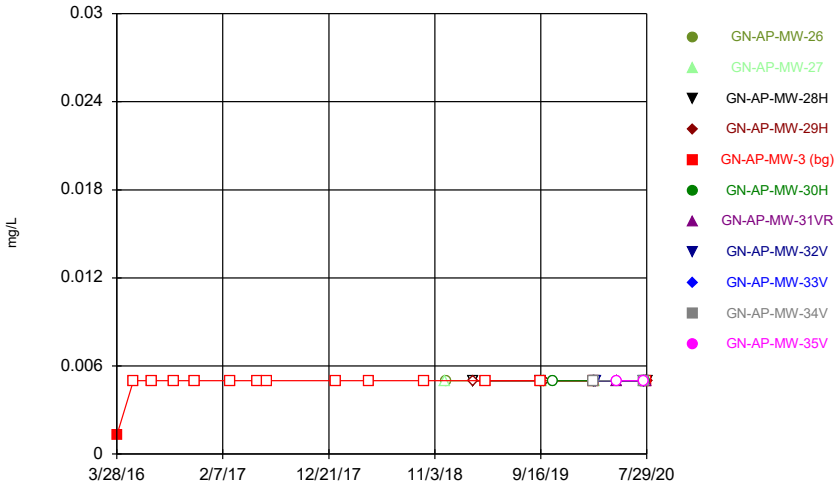

Constituent: Lead Analysis Run 10/20/2020 1:21 PM
Plant Gaston Client: Southern Company Data: Gaston Ash Pond

Sanitas™ v.9.6.27 Groundwater Stats Consulting. UG
Hollow symbols indicate censored values.

Time Series

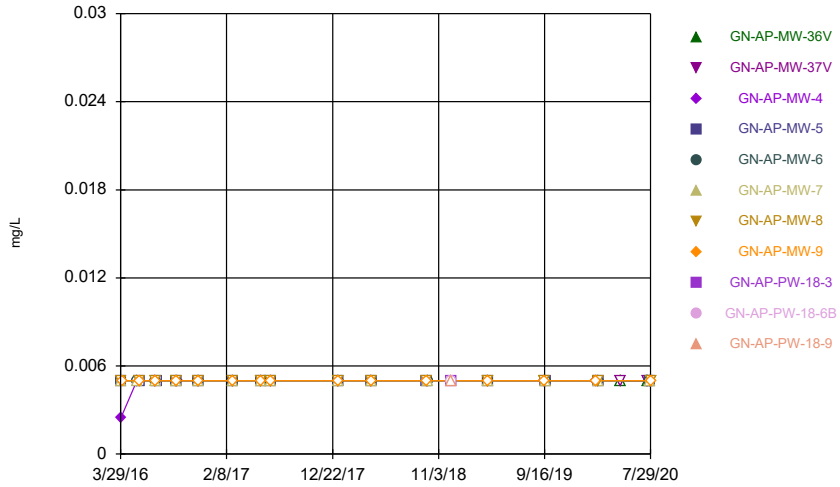

Constituent: Lead Analysis Run 10/20/2020 1:21 PM
Plant Gaston Client: Southern Company Data: Gaston Ash Pond

Sanitas™ v.9.6.27 Groundwater Stats Consulting. UG
Hollow symbols indicate censored values.

Time Series

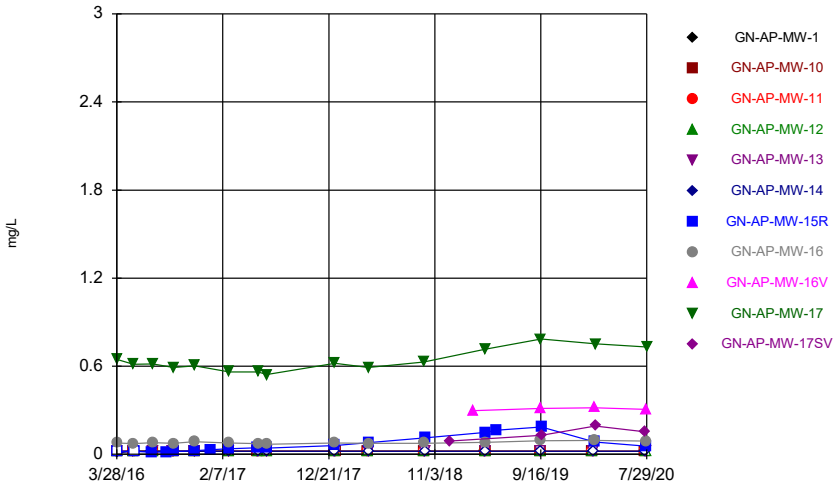

Constituent: Lithium Analysis Run 10/20/2020 1:22 PM
Plant Gaston Client: Southern Company Data: Gaston Ash Pond

Sanitas™ v.9.6.27 Groundwater Stats Consulting. UG
Hollow symbols indicate censored values.

Time Series

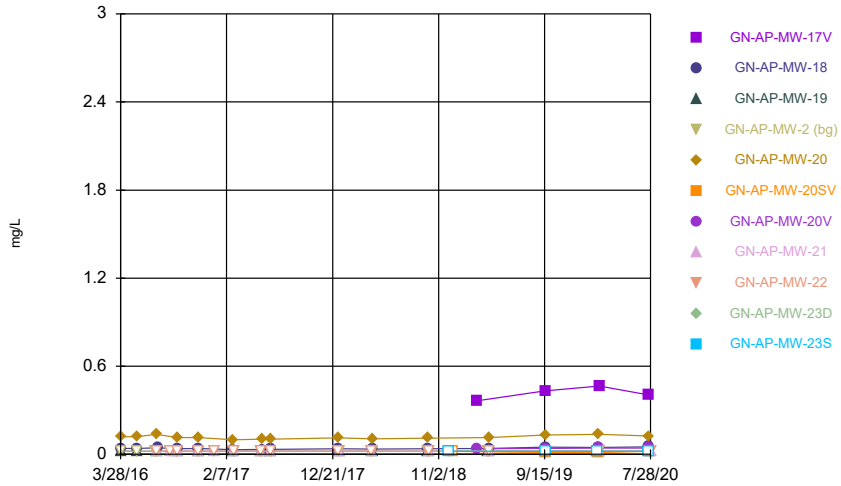

Constituent: Lithium Analysis Run 10/20/2020 1:22 PM
Plant Gaston Client: Southern Company Data: Gaston Ash Pond

Sanitas™ v.9.6.27 Groundwater Stats Consulting. UG
Hollow symbols indicate censored values.

Time Series

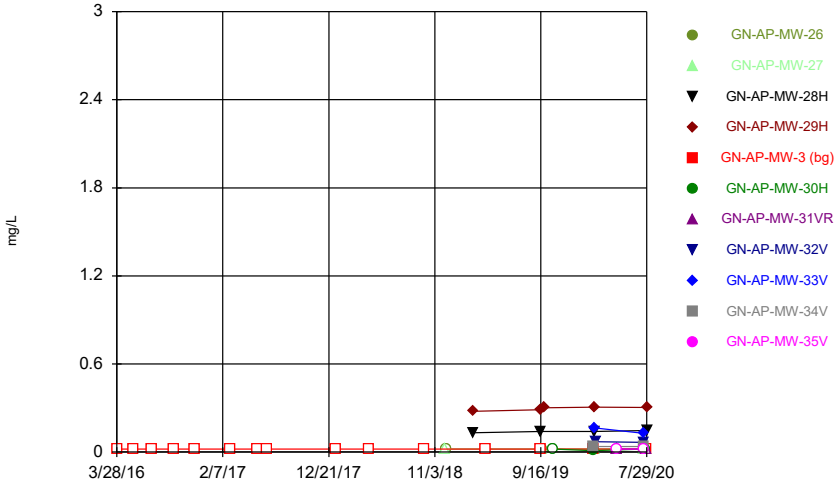

Constituent: Lithium Analysis Run 10/20/2020 1:22 PM
Plant Gaston Client: Southern Company Data: Gaston Ash Pond

Sanitas™ v.9.6.27 Groundwater Stats Consulting. UG
Hollow symbols indicate censored values.

Time Series

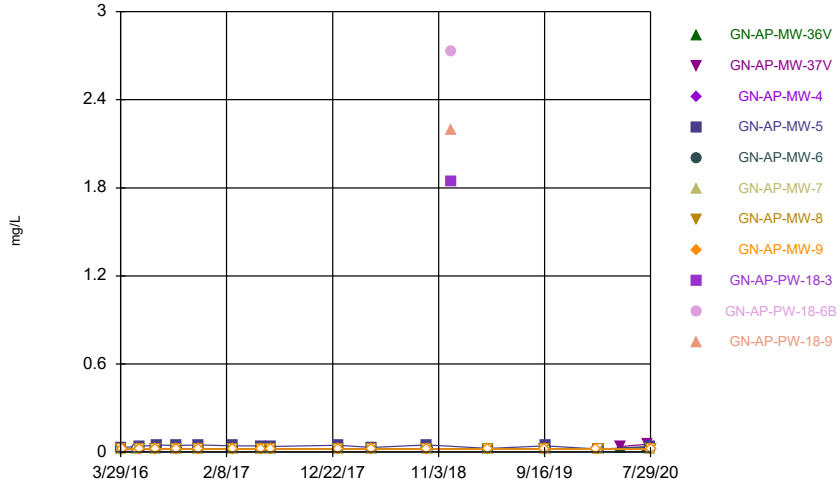

Constituent: Lithium Analysis Run 10/20/2020 1:22 PM
Plant Gaston Client: Southern Company Data: Gaston Ash Pond

Sanitas™ v.9.6.27 Groundwater Stats Consulting. UG
Hollow symbols indicate censored values.

Time Series

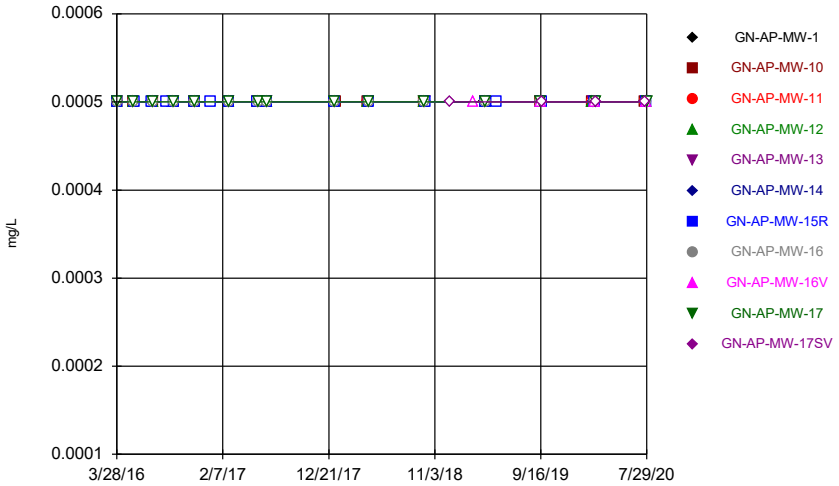

Constituent: Mercury Analysis Run 10/20/2020 1:22 PM
Plant Gaston Client: Southern Company Data: Gaston Ash Pond

Sanitas™ v.9.6.27 Groundwater Stats Consulting. UG
Hollow symbols indicate censored values.

Time Series

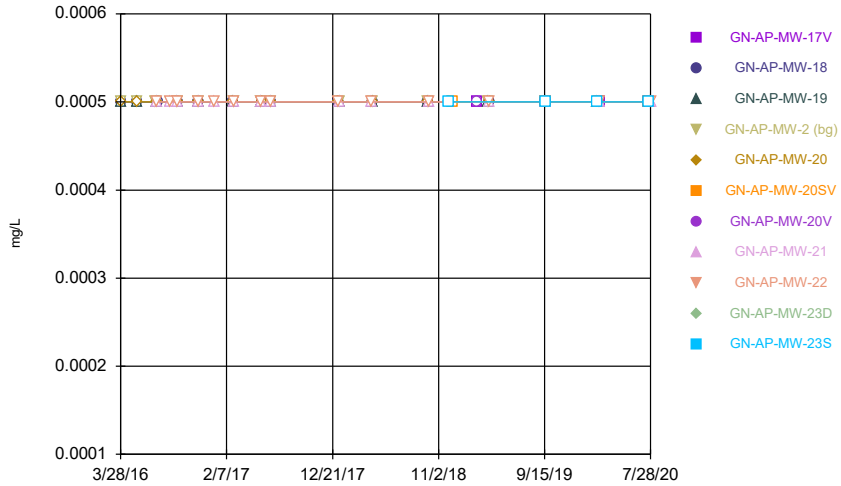

Constituent: Mercury Analysis Run 10/20/2020 1:22 PM
Plant Gaston Client: Southern Company Data: Gaston Ash Pond

Sanitas™ v.9.6.27 Groundwater Stats Consulting. UG
Hollow symbols indicate censored values.

Time Series

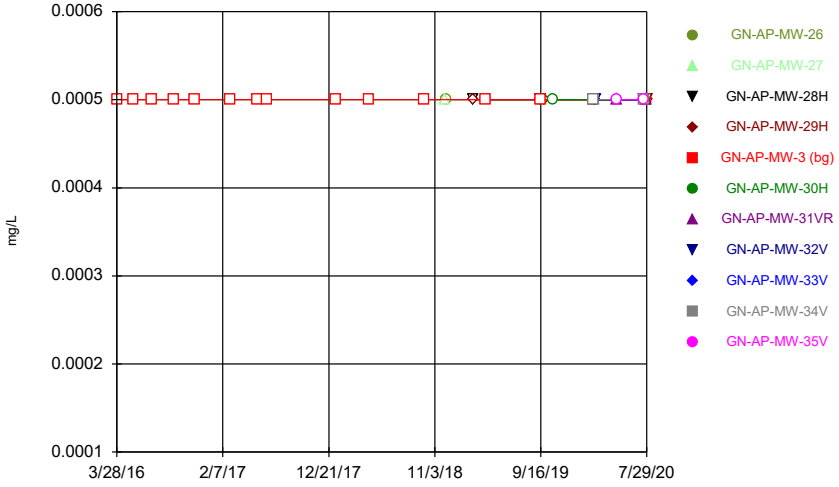

Constituent: Mercury Analysis Run 10/20/2020 1:22 PM
Plant Gaston Client: Southern Company Data: Gaston Ash Pond

Sanitas™ v.9.6.27 Groundwater Stats Consulting. UG
Hollow symbols indicate censored values.

Time Series

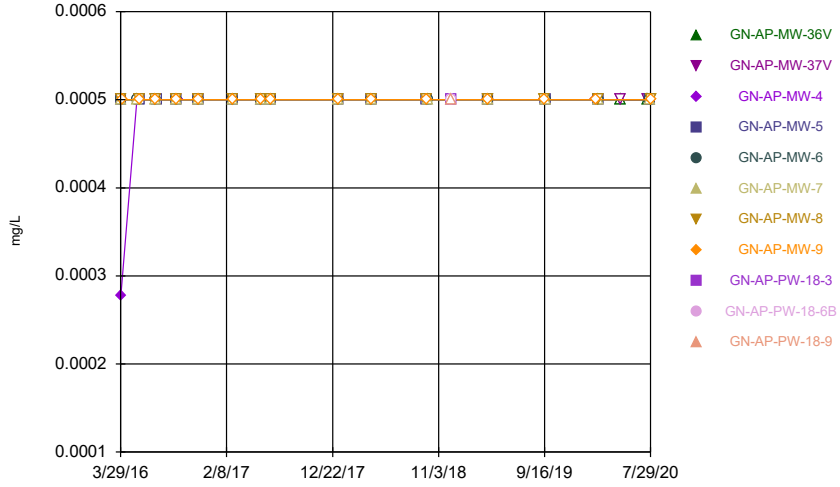

Constituent: Mercury Analysis Run 10/20/2020 1:22 PM
Plant Gaston Client: Southern Company Data: Gaston Ash Pond

Sanitas™ v.9.6.27 Groundwater Stats Consulting. UG
Hollow symbols indicate censored values.

Time Series

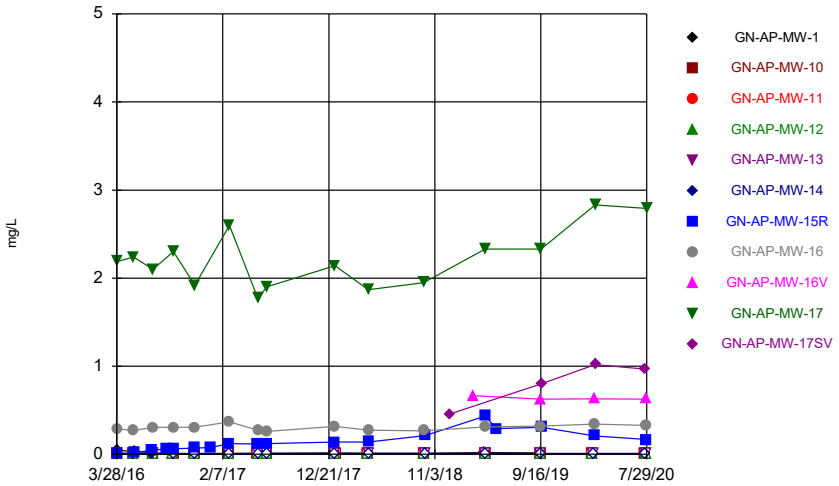

Constituent: Molybdenum Analysis Run 10/20/2020 1:22 PM
Plant Gaston Client: Southern Company Data: Gaston Ash Pond

Sanitas™ v.9.6.27 Groundwater Stats Consulting. UG
Hollow symbols indicate censored values.

Time Series

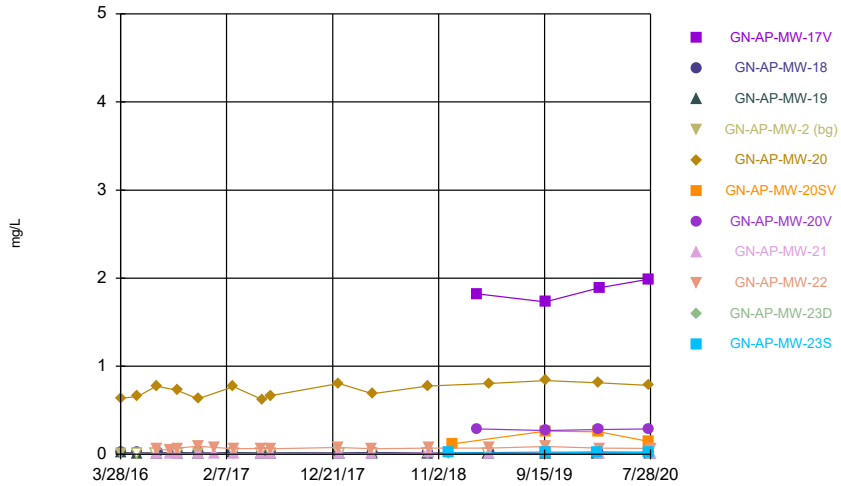

Constituent: Molybdenum Analysis Run 10/20/2020 1:22 PM
Plant Gaston Client: Southern Company Data: Gaston Ash Pond

Sanitas™ v.9.6.27 Groundwater Stats Consulting. UG
Hollow symbols indicate censored values.

Time Series

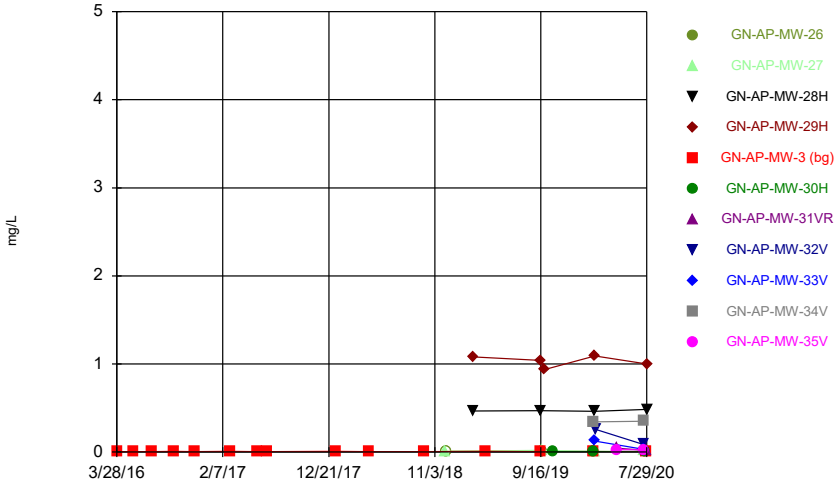

Constituent: Molybdenum Analysis Run 10/20/2020 1:22 PM
Plant Gaston Client: Southern Company Data: Gaston Ash Pond

Sanitas™ v.9.6.27 Groundwater Stats Consulting. UG
Hollow symbols indicate censored values.

Time Series

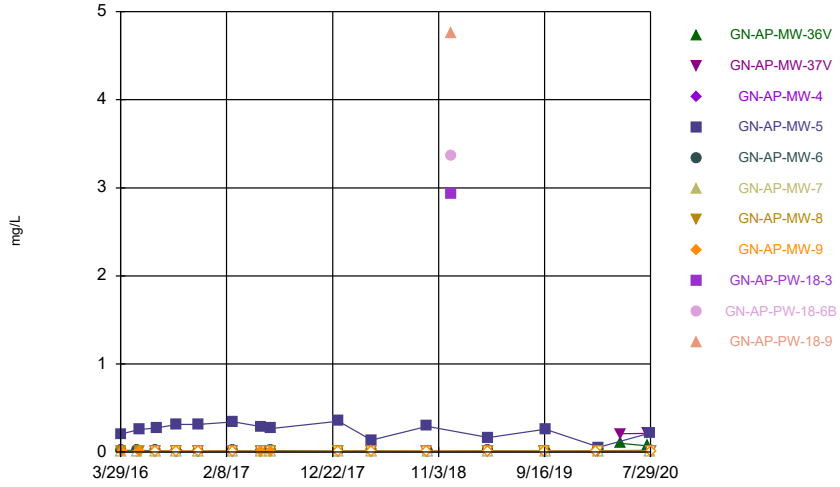

Constituent: Molybdenum Analysis Run 10/20/2020 1:22 PM
Plant Gaston Client: Southern Company Data: Gaston Ash Pond

Sanitas™ v.9.6.27 Groundwater Stats Consulting. UG

Time Series

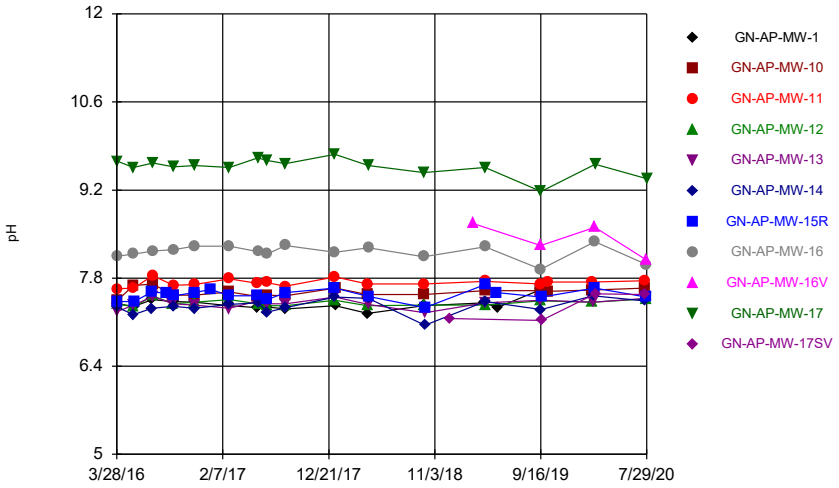

Constituent: pH Analysis Run 10/20/2020 1:22 PM

Plant Gaston Client: Southern Company Data: Gaston Ash Pond

Sanitas™ v.9.6.27 Groundwater Stats Consulting. UG

Time Series

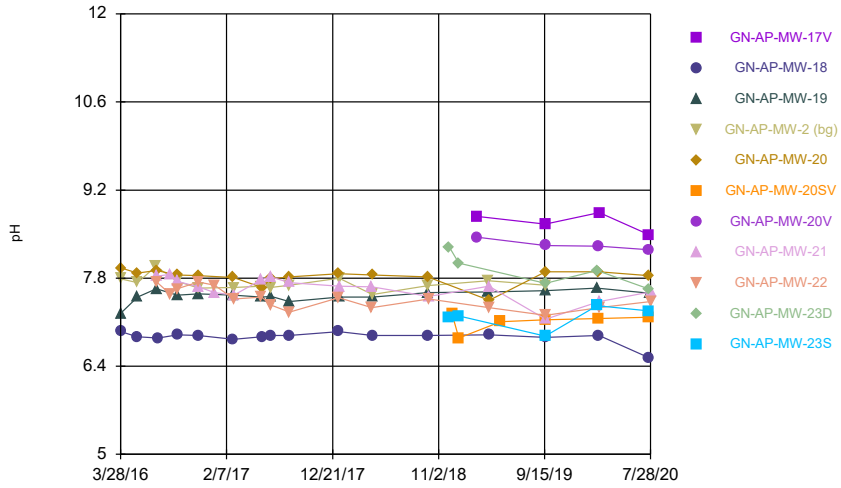

Constituent: pH Analysis Run 10/20/2020 1:22 PM

Plant Gaston Client: Southern Company Data: Gaston Ash Pond

Sanitas™ v.9.6.27 Groundwater Stats Consulting. UG

Time Series

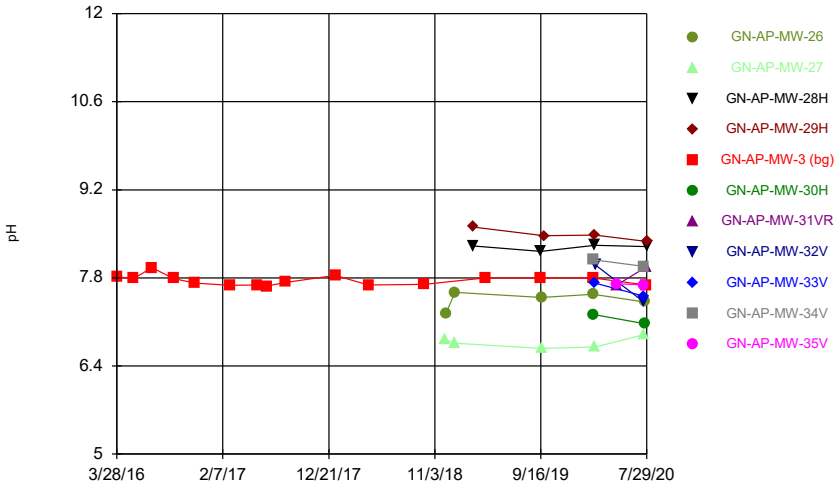

Constituent: pH Analysis Run 10/20/2020 1:22 PM

Plant Gaston Client: Southern Company Data: Gaston Ash Pond

Sanitas™ v.9.6.27 Groundwater Stats Consulting. UG

Time Series

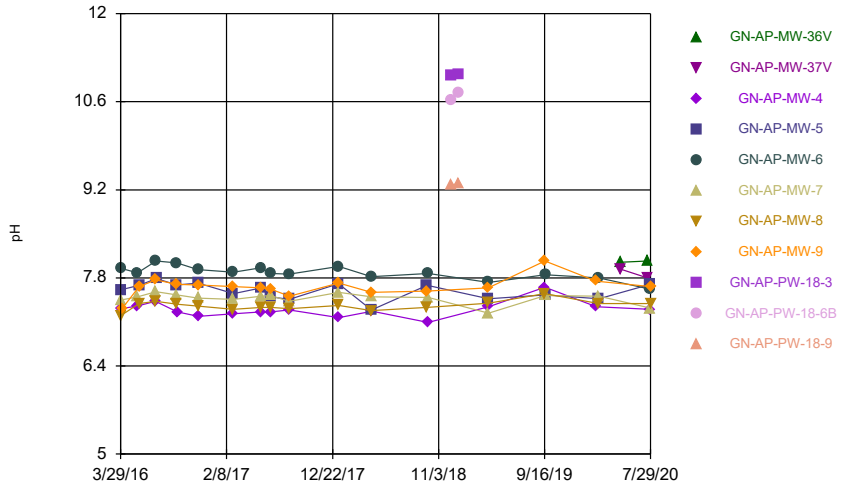

Constituent: pH Analysis Run 10/20/2020 1:22 PM

Plant Gaston Client: Southern Company Data: Gaston Ash Pond

Sanitas™ v.9.6.27 Groundwater Stats Consulting. UG
Hollow symbols indicate censored values.

Time Series

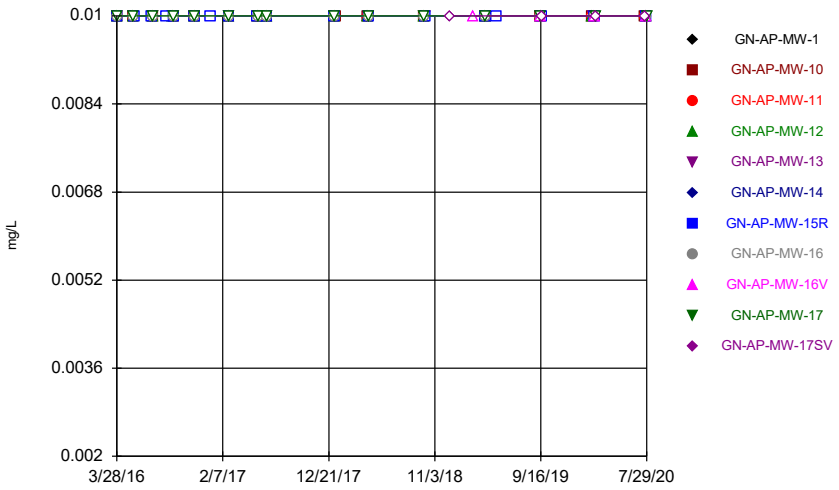

Constituent: Selenium Analysis Run 10/20/2020 1:22 PM
Plant Gaston Client: Southern Company Data: Gaston Ash Pond

Sanitas™ v.9.6.27 Groundwater Stats Consulting. UG
Hollow symbols indicate censored values.

Time Series

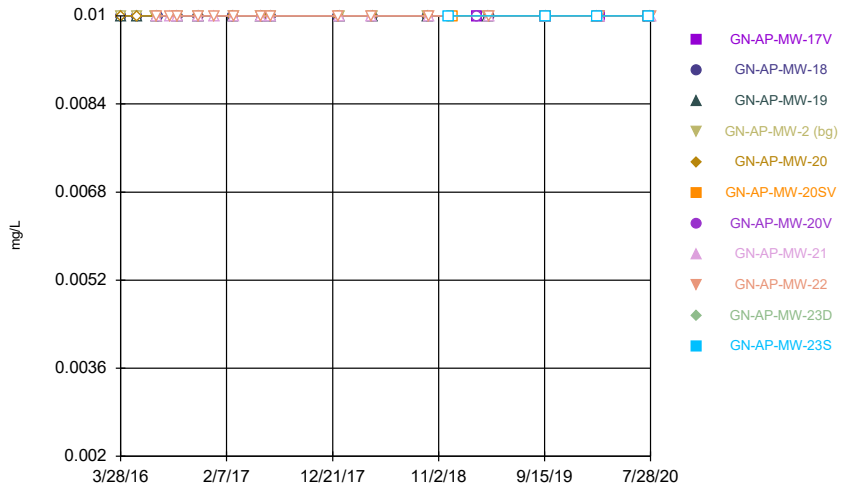

Constituent: Selenium Analysis Run 10/20/2020 1:22 PM
Plant Gaston Client: Southern Company Data: Gaston Ash Pond

Sanitas™ v.9.6.27 Groundwater Stats Consulting. UG
Hollow symbols indicate censored values.

Time Series

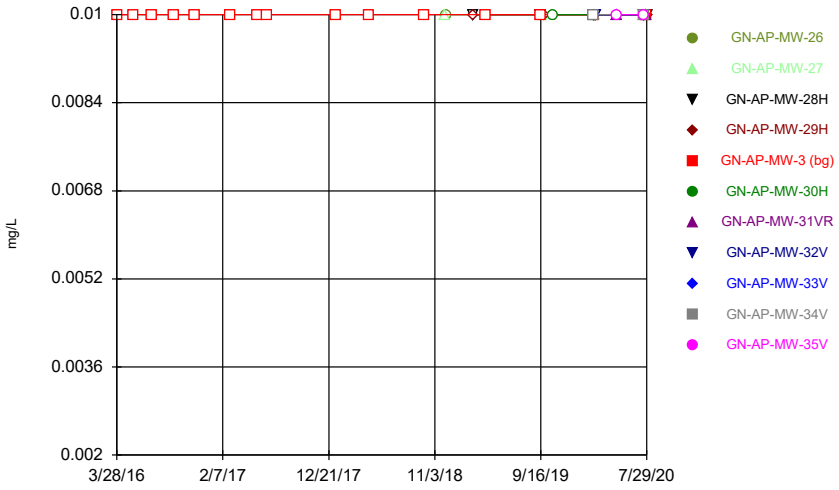

Constituent: Selenium Analysis Run 10/20/2020 1:22 PM
Plant Gaston Client: Southern Company Data: Gaston Ash Pond

Sanitas™ v.9.6.27 Groundwater Stats Consulting. UG
Hollow symbols indicate censored values.

Time Series

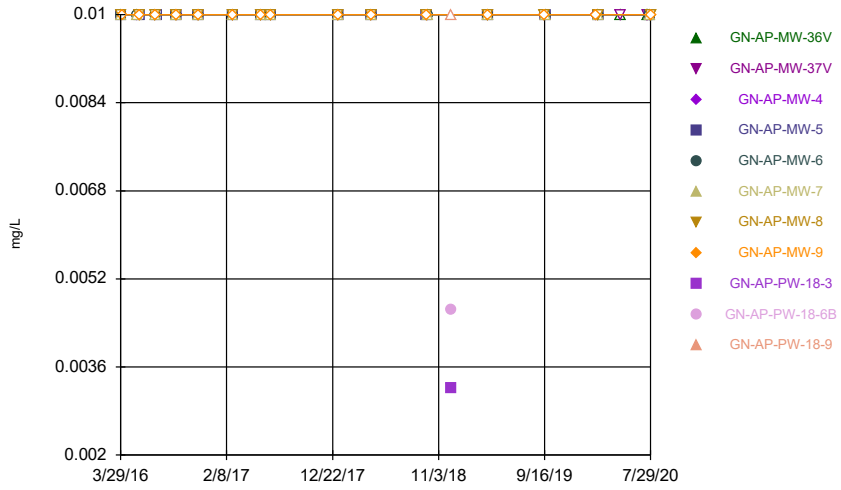

Constituent: Selenium Analysis Run 10/20/2020 1:22 PM
Plant Gaston Client: Southern Company Data: Gaston Ash Pond

Sanitas™ v.9.6.27 Groundwater Stats Consulting. UG
Hollow symbols indicate censored values.

Time Series

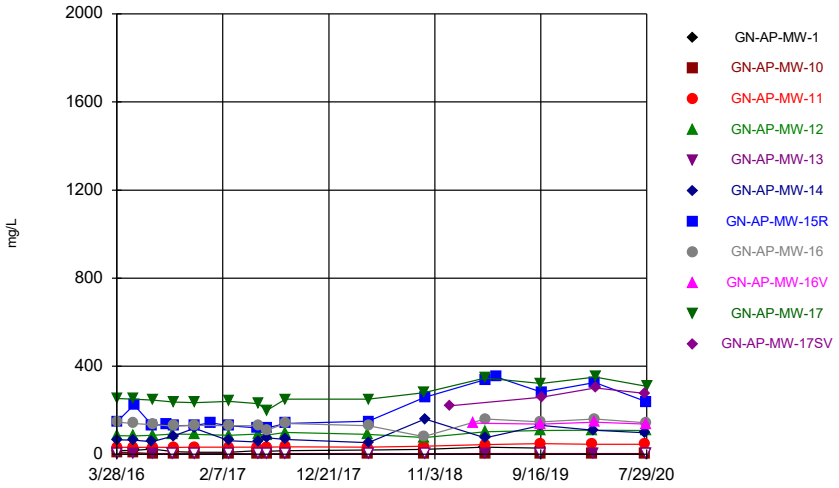

Constituent: Sulfate Analysis Run 10/20/2020 1:22 PM
Plant Gaston Client: Southern Company Data: Gaston Ash Pond

Sanitas™ v.9.6.27 Groundwater Stats Consulting. UG
Hollow symbols indicate censored values.

Time Series

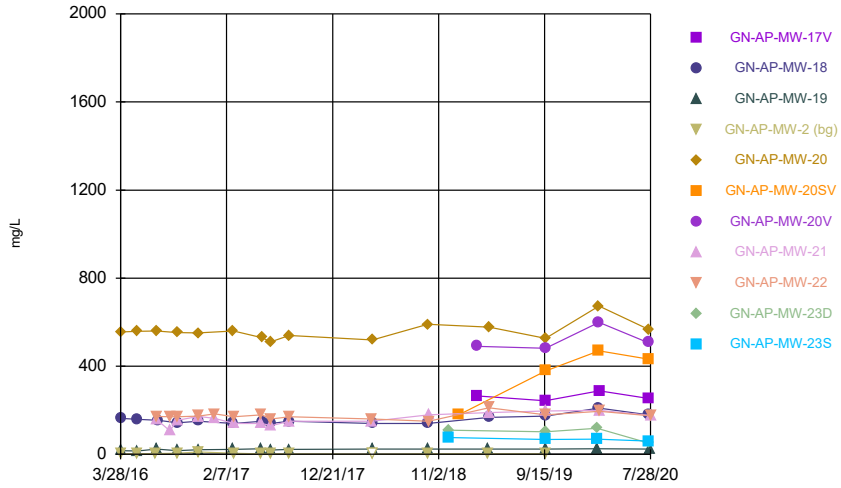

Constituent: Sulfate Analysis Run 10/20/2020 1:22 PM
Plant Gaston Client: Southern Company Data: Gaston Ash Pond

Sanitas™ v.9.6.27 Groundwater Stats Consulting. UG

Time Series

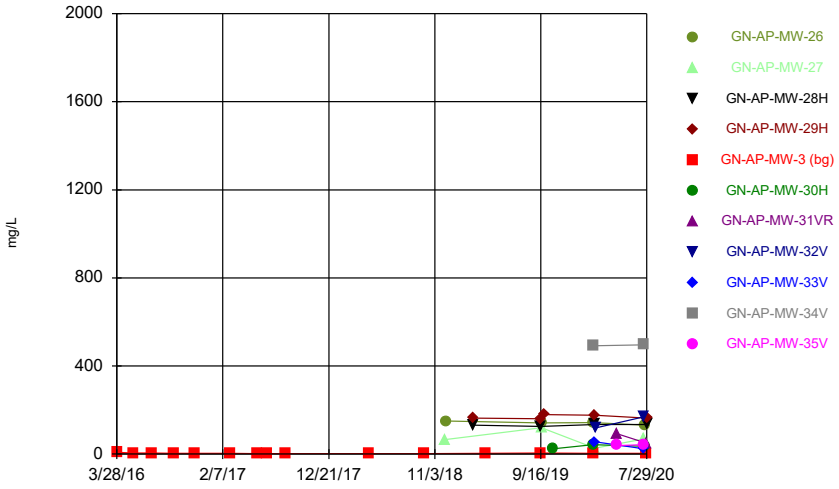

Constituent: Sulfate Analysis Run 10/20/2020 1:22 PM
Plant Gaston Client: Southern Company Data: Gaston Ash Pond

Sanitas™ v.9.6.27 Groundwater Stats Consulting. UG
Hollow symbols indicate censored values.

Time Series

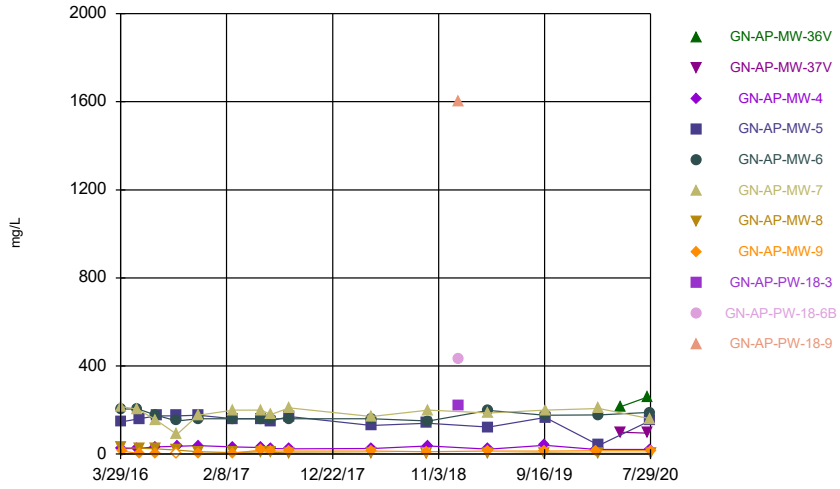

Constituent: Sulfate Analysis Run 10/20/2020 1:22 PM
Plant Gaston Client: Southern Company Data: Gaston Ash Pond

Sanitas™ v.9.6.27 Groundwater Stats Consulting. UG

Time Series

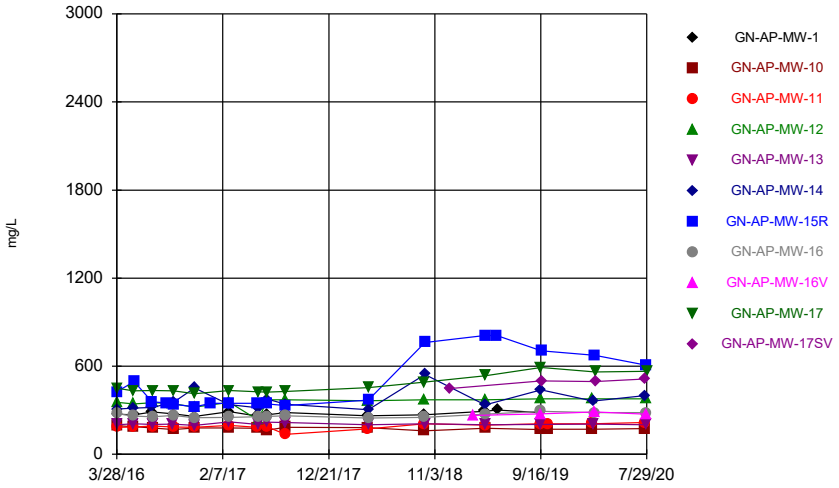

Constituent: TDS Analysis Run 10/20/2020 1:22 PM

Plant Gaston Client: Southern Company Data: Gaston Ash Pond

Sanitas™ v.9.6.27 Groundwater Stats Consulting. UG

Time Series

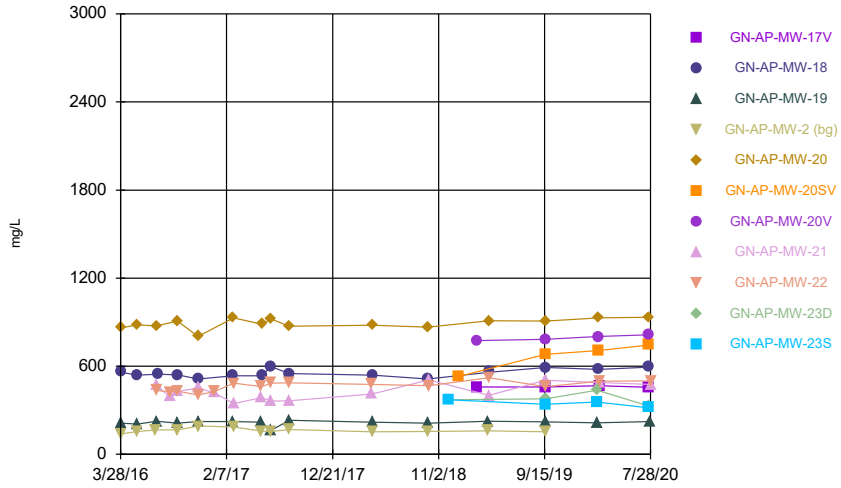

Constituent: TDS Analysis Run 10/20/2020 1:22 PM

Plant Gaston Client: Southern Company Data: Gaston Ash Pond

Sanitas™ v.9.6.27 Groundwater Stats Consulting. UG

Time Series

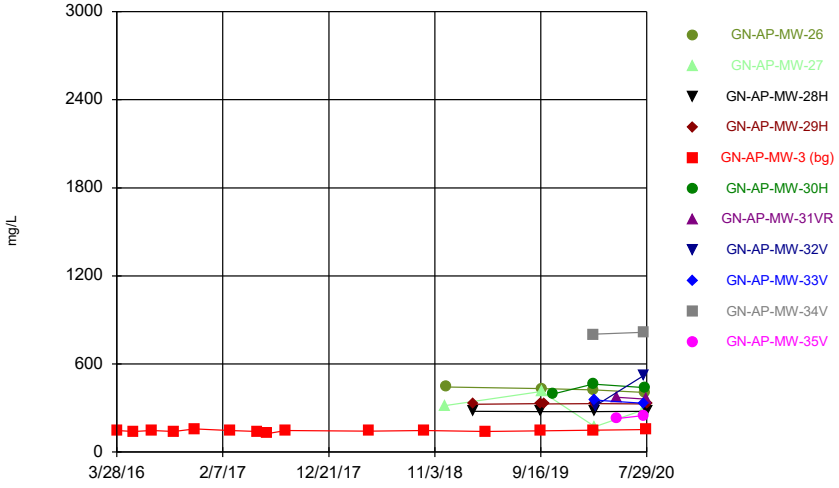

Constituent: TDS Analysis Run 10/20/2020 1:22 PM

Plant Gaston Client: Southern Company Data: Gaston Ash Pond

Sanitas™ v.9.6.27 Groundwater Stats Consulting. UG

Time Series

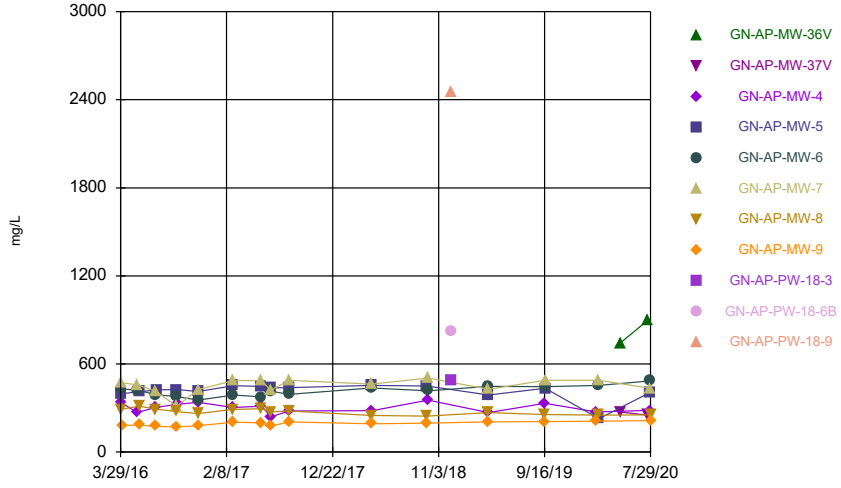

Constituent: TDS Analysis Run 10/20/2020 1:22 PM

Plant Gaston Client: Southern Company Data: Gaston Ash Pond

Sanitas™ v.9.6.27 Groundwater Stats Consulting. UG
Hollow symbols indicate censored values.

Time Series

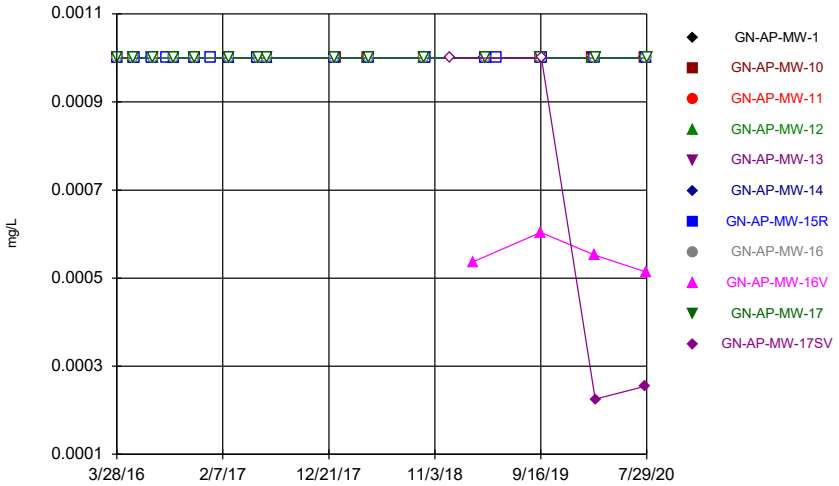

Constituent: Thallium Analysis Run 10/20/2020 1:22 PM
Plant Gaston Client: Southern Company Data: Gaston Ash Pond

Sanitas™ v.9.6.27 Groundwater Stats Consulting. UG
Hollow symbols indicate censored values.

Time Series

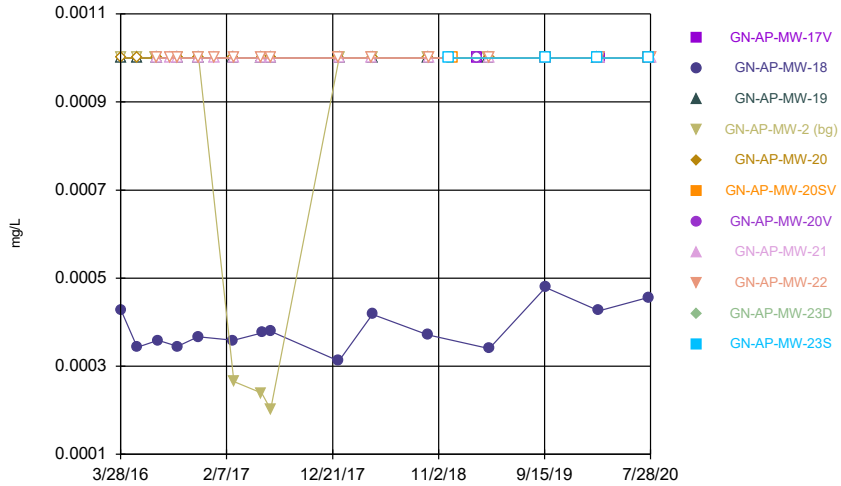

Constituent: Thallium Analysis Run 10/20/2020 1:22 PM
Plant Gaston Client: Southern Company Data: Gaston Ash Pond

Sanitas™ v.9.6.27 Groundwater Stats Consulting. UG
Hollow symbols indicate censored values.

Time Series

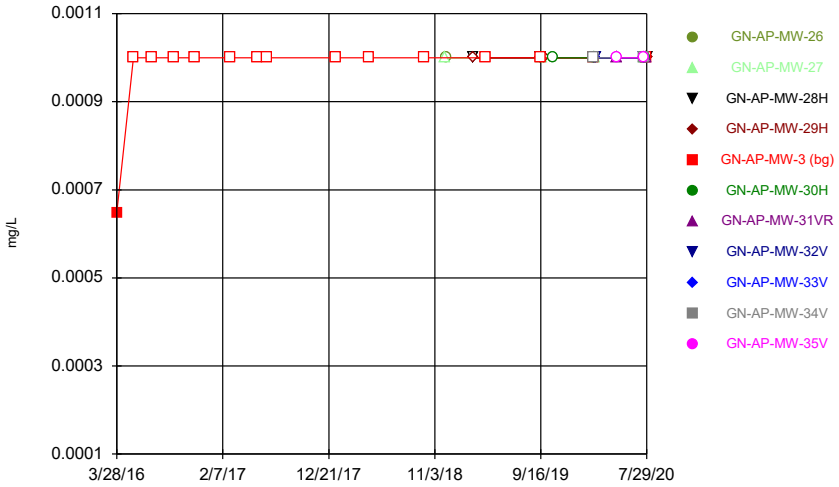

Constituent: Thallium Analysis Run 10/20/2020 1:22 PM
Plant Gaston Client: Southern Company Data: Gaston Ash Pond

Sanitas™ v.9.6.27 Groundwater Stats Consulting. UG
Hollow symbols indicate censored values.

Time Series

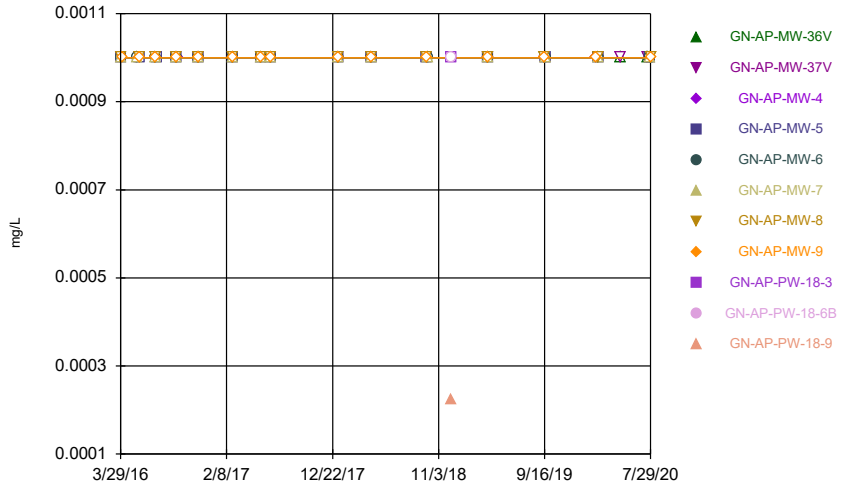

Constituent: Thallium Analysis Run 10/20/2020 1:22 PM
Plant Gaston Client: Southern Company Data: Gaston Ash Pond

Time Series

Constituent: Antimony (mg/L) Analysis Run 10/20/2020 1:23 PM

Plant Gaston Client: Southern Company Data: Gaston Ash Pond

	GN-AP-MW-1	GN-AP-MW-10	GN-AP-MW-11	GN-AP-MW-12	GN-AP-MW-13	GN-AP-MW-14	GN-AP-MW-15R	GN-AP-MW-16	GN-AP-MW-16V
3/28/2016						0.000985 (J)	0.000862 (J)		
3/29/2016	0.00112 (J)							0.000838 (J)	
3/30/2016		<0.003	<0.003	<0.003	<0.003				
5/17/2016		<0.003				<0.003		<0.003	
5/18/2016			<0.003	<0.003	<0.003				
5/19/2016	0.000818 (J)						<0.003		
7/11/2016						<0.003	<0.003		
7/12/2016	<0.003								
7/13/2016		<0.003	<0.003	<0.003					
7/14/2016					<0.003			<0.003	
8/22/2016							<0.003		
9/12/2016				<0.003	<0.003				
9/13/2016	<0.003	<0.003	<0.003			<0.003		<0.003	
9/14/2016							<0.003		
11/14/2016			<0.003	<0.003	0.000748 (J)			<0.003	
11/15/2016	<0.003	<0.003				<0.003	<0.003		
11/16/2016									
1/3/2017							<0.003		
2/27/2017						0.00076 (J)	0.000947 (J)		
2/28/2017	0.000622 (J)	0.000753 (J)	0.000823 (J)	0.000648 (J)	0.000755 (J)			0.000632 (J)	
5/22/2017		<0.003	<0.003				<0.003		
5/23/2017	<0.003								
5/24/2017				<0.003	<0.003	<0.003		<0.003	
6/19/2017	<0.003	<0.003	<0.003					<0.003	
6/20/2017							<0.003		
6/21/2017				<0.003	<0.003	<0.003			
1/9/2018			<0.003	<0.003	<0.003	<0.003	<0.003	<0.003	
1/10/2018	<0.003	<0.003							
4/16/2018		<0.003	<0.003	<0.003					
4/17/2018	<0.003								
4/19/2018					<0.003	<0.003	<0.003	<0.003	
10/1/2018	<0.003							<0.003	
10/2/2018		<0.003							
10/4/2018			<0.003	<0.003					
10/5/2018					<0.003	<0.003	<0.003		
12/17/2018									
2/25/2019									<0.003
4/1/2019	0.0013 (J)								
4/3/2019		<0.003	<0.003	0.000871 (J)	<0.003	0.000939 (J)	0.00113 (J)	<0.003	
5/7/2019							0.000998 (J)		
9/16/2019		<0.003	<0.003	<0.003				<0.003	<0.003
9/17/2019	<0.003				<0.003	<0.003			
9/18/2019							<0.003		
2/17/2020		<0.003	<0.003						
2/18/2020				<0.003					
2/19/2020					<0.003	<0.003			
2/25/2020							<0.003	<0.003	<0.003
2/26/2020									
7/22/2020		<0.003	<0.003						
7/23/2020						<0.003			
7/27/2020				<0.003	<0.003				
7/28/2020							<0.003	<0.003	<0.003

Time Series

Constituent: Antimony (mg/L) Analysis Run 10/20/2020 1:23 PM

Plant Gaston Client: Southern Company Data: Gaston Ash Pond

	GN-AP-MW-1	GN-AP-MW-10	GN-AP-MW-11	GN-AP-MW-12	GN-AP-MW-13	GN-AP-MW-14	GN-AP-MW-15R	GN-AP-MW-16	GN-AP-MW-16V
7/29/2020									

Time Series

Constituent: Antimony (mg/L) Analysis Run 10/20/2020 1:23 PM

Plant Gaston Client: Southern Company Data: Gaston Ash Pond

	GN-AP-MW-17	GN-AP-MW-17SV
3/28/2016		
3/29/2016	0.00107 (J)	
3/30/2016		
5/17/2016	0.000869 (J)	
5/18/2016		
5/19/2016		
7/11/2016		
7/12/2016		
7/13/2016		
7/14/2016	0.000882 (J)	
8/22/2016		
9/12/2016		
9/13/2016	0.000807 (J)	
9/14/2016		
11/14/2016		
11/15/2016		
11/16/2016	0.000801 (J)	
1/3/2017		
2/27/2017		
2/28/2017	0.00129 (J)	
5/22/2017		
5/23/2017		
5/24/2017	0.000774 (J)	
6/19/2017	0.000792 (J)	
6/20/2017		
6/21/2017		
1/9/2018	0.000904 (J)	
1/10/2018		
4/16/2018		
4/17/2018		
4/19/2018	0.000731 (J)	
10/1/2018	<0.003	
10/2/2018		
10/4/2018		
10/5/2018		
12/17/2018		<0.003
2/25/2019		
4/1/2019		
4/3/2019	0.00135 (J)	
5/7/2019		
9/16/2019		
9/17/2019	<0.003	
9/18/2019		<0.003
2/17/2020		
2/18/2020		
2/19/2020		
2/25/2020		
2/26/2020	<0.003	<0.003
7/22/2020		
7/23/2020		<0.003
7/27/2020		
7/28/2020		

Time Series

Constituent: Antimony (mg/L) Analysis Run 10/20/2020 1:23 PM

Plant Gaston Client: Southern Company Data: Gaston Ash Pond

	GN-AP-MW-17	GN-AP-MW-17SV
7/29/2020	0.000845 (J)	

Time Series

Constituent: Antimony (mg/L) Analysis Run 10/20/2020 1:23 PM

Plant Gaston Client: Southern Company Data: Gaston Ash Pond

	GN-AP-MW-17V	GN-AP-MW-18	GN-AP-MW-19	GN-AP-MW-2 (bg)	GN-AP-MW-20	GN-AP-MW-20SV	GN-AP-MW-20V	GN-AP-MW-21	GN-AP-MW-22
3/28/2016			<0.003	<0.003					
3/29/2016		<0.003			<0.003				
5/17/2016		<0.003							
5/18/2016			<0.003	<0.003	<0.003				
7/11/2016				<0.003					
7/13/2016			<0.003		<0.003			<0.003	
7/14/2016									<0.003
7/18/2016		<0.003							
8/22/2016								<0.003	<0.003
9/13/2016			<0.003					<0.003	<0.003
9/14/2016		<0.003		<0.003	<0.003				
11/14/2016		<0.003			<0.003				
11/15/2016								<0.003	<0.003
11/16/2016			<0.003	<0.003					
1/3/2017								<0.003	<0.003
2/27/2017			<0.003						
2/28/2017		0.000728 (J)			0.000643 (J)				
3/1/2017				0.00062 (J)				<0.003	0.000678 (J)
5/22/2017			<0.003						
5/23/2017				<0.003				<0.003	<0.003
5/24/2017		<0.003			<0.003				
6/19/2017		<0.003		<0.003	<0.003				
6/20/2017								<0.003	<0.003
6/21/2017			<0.003						
1/9/2018		<0.003			<0.003				<0.003
1/10/2018			<0.003	<0.003				<0.003	
4/17/2018								<0.003	<0.003
4/19/2018		<0.003	<0.003	<0.003	<0.003				
10/1/2018		<0.003			<0.003				
10/2/2018			<0.003						
10/3/2018				<0.003					
10/4/2018								<0.003	<0.003
12/5/2018									
12/13/2018						0.000904 (J)			
2/27/2019	<0.003						<0.003		
4/1/2019			0.00123 (J)	0.000946 (J)					
4/2/2019								<0.003	<0.003
4/3/2019		<0.003			<0.003				
9/17/2019	<0.003								
9/18/2019		<0.003	<0.003	<0.003	<0.003	<0.003	<0.003	<0.003	<0.003
2/18/2020			<0.003						
2/19/2020									
2/25/2020		<0.003			<0.003	<0.003	<0.003		
2/26/2020	<0.003							<0.003	<0.003
7/21/2020									
7/22/2020		<0.003			<0.003	<0.003	<0.003		
7/23/2020	<0.003								
7/27/2020			<0.003						
7/28/2020								<0.003	<0.003

Time Series

Constituent: Antimony (mg/L) Analysis Run 10/20/2020 1:23 PM

Plant Gaston Client: Southern Company Data: Gaston Ash Pond

	GN-AP-MW-23D	GN-AP-MW-23S
3/28/2016		
3/29/2016		
5/17/2016		
5/18/2016		
7/11/2016		
7/13/2016		
7/14/2016		
7/18/2016		
8/22/2016		
9/13/2016		
9/14/2016		
11/14/2016		
11/15/2016		
11/16/2016		
1/3/2017		
2/27/2017		
2/28/2017		
3/1/2017		
5/22/2017		
5/23/2017		
5/24/2017		
6/19/2017		
6/20/2017		
6/21/2017		
1/9/2018		
1/10/2018		
4/17/2018		
4/19/2018		
10/1/2018		
10/2/2018		
10/3/2018		
10/4/2018		
12/5/2018	<0.003	<0.003
12/13/2018		
2/27/2019		
4/1/2019		
4/2/2019		
4/3/2019		
9/17/2019		<0.003
9/18/2019	0.000804 (J)	
2/18/2020		
2/19/2020	<0.003	<0.003
2/25/2020		
2/26/2020		
7/21/2020	<0.003	<0.003
7/22/2020		
7/23/2020		
7/27/2020		
7/28/2020		

Time Series

Constituent: Antimony (mg/L) Analysis Run 10/20/2020 1:23 PM

Plant Gaston Client: Southern Company Data: Gaston Ash Pond

	GN-AP-MW-26	GN-AP-MW-27	GN-AP-MW-28H	GN-AP-MW-29H	GN-AP-MW-3 (bg)	GN-AP-MW-30H	GN-AP-MW-31VR	GN-AP-MW-32V	GN-AP-MW-33V
3/28/2016					<0.003				
5/17/2016					<0.003				
7/11/2016					<0.003				
9/14/2016					<0.003				
11/16/2016					<0.003				
3/1/2017					0.000613 (J)				
5/23/2017					<0.003				
6/19/2017					<0.003				
1/10/2018					<0.003				
4/19/2018					<0.003				
10/3/2018					<0.003				
12/5/2018		<0.003							
12/6/2018	<0.003								
2/26/2019			<0.003	<0.003					
4/2/2019					<0.003				
9/16/2019			<0.003						
9/17/2019				<0.003	<0.003				
9/18/2019	<0.003	<0.003							
9/26/2019				<0.003					
10/22/2019						<0.003			
2/19/2020	<0.003				<0.003	<0.003			
2/25/2020		<0.003	<0.003	<0.003					<0.003
2/26/2020								<0.003	
4/29/2020							<0.003		
7/20/2020								<0.003	
7/21/2020		<0.003							<0.003
7/22/2020	<0.003								
7/23/2020						<0.003			
7/27/2020					<0.003		<0.003		
7/29/2020			<0.003	<0.003					

Time Series

Constituent: Antimony (mg/L) Analysis Run 10/20/2020 1:23 PM

Plant Gaston Client: Southern Company Data: Gaston Ash Pond

	GN-AP-MW-34V	GN-AP-MW-35V
3/28/2016		
5/17/2016		
7/11/2016		
9/14/2016		
11/16/2016		
3/1/2017		
5/23/2017		
6/19/2017		
1/10/2018		
4/19/2018		
10/3/2018		
12/5/2018		
12/6/2018		
2/26/2019		
4/2/2019		
9/16/2019		
9/17/2019		
9/18/2019		
9/26/2019		
10/22/2019		
2/19/2020	<0.003	
2/25/2020		
2/26/2020		
4/29/2020		<0.003
7/20/2020		
7/21/2020	<0.003	<0.003
7/22/2020		
7/23/2020		
7/27/2020		
7/29/2020		

Time Series

Constituent: Antimony (mg/L) Analysis Run 10/20/2020 1:23 PM

Plant Gaston Client: Southern Company Data: Gaston Ash Pond

	GN-AP-MW-36V	GN-AP-MW-37V	GN-AP-MW-4	GN-AP-MW-5	GN-AP-MW-6	GN-AP-MW-7	GN-AP-MW-8	GN-AP-MW-9	GN-AP-PW-18-3
3/29/2016							0.00238 (J)		
3/30/2016			<0.003	<0.003	<0.003	<0.003			
4/4/2016								<0.003	
5/17/2016			<0.003						
5/19/2016					<0.003	<0.003			
5/23/2016				<0.003			<0.003	<0.003	
7/11/2016			<0.003						
7/12/2016							<0.003	<0.003	
7/13/2016					<0.003	<0.003			
7/14/2016				<0.003					
9/13/2016				<0.003	<0.003	<0.003	<0.003	<0.003	
9/14/2016			<0.003						
11/15/2016				<0.003	<0.003	<0.003	<0.003	<0.003	
11/16/2016			<0.003						
2/28/2017			<0.003				0.000718 (J)	0.000662 (J)	
3/1/2017				0.000689 (J)	<0.003	<0.003			
5/23/2017				<0.003	<0.003	<0.003			
5/24/2017			<0.003				<0.003	<0.003	
6/20/2017				<0.003	<0.003	<0.003	<0.003	<0.003	
6/21/2017			<0.003						
1/9/2018				<0.003					
1/10/2018			<0.003		<0.003	<0.003	<0.003	<0.003	
4/17/2018				<0.003	<0.003	<0.003	<0.003	<0.003	
4/19/2018			<0.003						
10/1/2018				<0.003			<0.003	<0.003	
10/3/2018			<0.003						
10/4/2018					<0.003	<0.003			
12/11/2018									0.00205 (J)
4/1/2019							<0.003	<0.003	
4/2/2019			<0.003	<0.003	0.000819 (J)	0.00089 (J)			
9/17/2019			<0.003				<0.003	<0.003	
9/18/2019				<0.003	<0.003	<0.003			
2/17/2020								<0.003	
2/18/2020			<0.003						
2/25/2020							<0.003		
2/26/2020				<0.003	<0.003	<0.003			
4/29/2020	<0.003	<0.003							
7/20/2020	<0.003	<0.003							
7/27/2020			<0.003						
7/28/2020				<0.003	<0.003	<0.003			
7/29/2020							<0.003	<0.003	

Time Series

Constituent: Antimony (mg/L) Analysis Run 10/20/2020 1:23 PM

Plant Gaston Client: Southern Company Data: Gaston Ash Pond

	GN-AP-PW-18-6B	GN-AP-PW-18-9
3/29/2016		
3/30/2016		
4/4/2016		
5/17/2016		
5/19/2016		
5/23/2016		
7/11/2016		
7/12/2016		
7/13/2016		
7/14/2016		
9/13/2016		
9/14/2016		
11/15/2016		
11/16/2016		
2/28/2017		
3/1/2017		
5/23/2017		
5/24/2017		
6/20/2017		
6/21/2017		
1/9/2018		
1/10/2018		
4/17/2018		
4/19/2018		
10/1/2018		
10/3/2018		
10/4/2018		
12/11/2018	0.00182 (J)	0.00364
4/1/2019		
4/2/2019		
9/17/2019		
9/18/2019		
2/17/2020		
2/18/2020		
2/25/2020		
2/26/2020		
4/29/2020		
7/20/2020		
7/27/2020		
7/28/2020		
7/29/2020		

Time Series

Constituent: Arsenic (mg/L) Analysis Run 10/20/2020 1:23 PM

Plant Gaston Client: Southern Company Data: Gaston Ash Pond

	GN-AP-MW-1	GN-AP-MW-10	GN-AP-MW-11	GN-AP-MW-12	GN-AP-MW-13	GN-AP-MW-14	GN-AP-MW-15R	GN-AP-MW-16	GN-AP-MW-16V
3/28/2016						0.0048 (J)	0.00122 (J)		
3/29/2016	0.00412 (J)							0.00385 (J)	
3/30/2016		0.00105 (J)	<0.005	0.00148 (J)	<0.005				
5/17/2016		<0.005				0.0016 (J)		0.00337 (J)	
5/18/2016			<0.005	0.00194 (J)	<0.005				
5/19/2016	0.00313 (J)						0.0015 (J)		
7/11/2016						0.00112 (J)	<0.005		
7/12/2016	0.00459 (J)								
7/13/2016		<0.005	<0.005	0.0021 (J)					
7/14/2016					<0.005			0.00407 (J)	
8/22/2016							<0.005		
9/12/2016				0.00456 (J)	<0.005				
9/13/2016	0.00531	<0.005	<0.005			<0.005		0.00394 (J)	
9/14/2016							<0.005		
11/14/2016			<0.005	0.00241 (J)	<0.005			0.0037 (J)	
11/15/2016	0.00571	<0.005				<0.005	<0.005		
11/16/2016									
1/3/2017							<0.005		
2/27/2017						<0.005	<0.005		
2/28/2017	0.00766	<0.005	<0.005	0.0022 (J)	<0.005			0.00409 (J)	
5/22/2017		<0.005	<0.005				<0.005		
5/23/2017	0.00528								
5/24/2017				0.00564	<0.005	<0.005		0.00419 (J)	
6/19/2017	0.00513	<0.005	<0.005					0.00424 (J)	
6/20/2017							<0.005		
6/21/2017				0.00257 (J)	<0.005	<0.005			
1/9/2018			<0.005	0.00886	<0.005	<0.005	<0.005	0.00505	
1/10/2018	0.00565	<0.005							
4/16/2018		<0.005	<0.005	0.00754					
4/17/2018	0.00762								
4/19/2018					<0.005	0.00113 (J)	<0.005	0.00484 (J)	
10/1/2018	0.00529							0.00466 (J)	
10/2/2018		<0.005							
10/4/2018			<0.005	0.0081					
10/5/2018					<0.005	<0.005	0.0015 (J)		
12/17/2018									
2/25/2019									0.00105 (J)
4/1/2019	0.00679								
4/3/2019		<0.005	<0.005	0.00726	<0.005	<0.005	0.00207 (J)	0.00466 (J)	
5/7/2019							0.0016 (J)		
9/16/2019		<0.005	<0.005	0.00538				0.00492 (J)	0.00111 (J)
9/17/2019	0.00422 (J)				<0.005	0.00108 (J)			
9/18/2019							<0.005		
2/17/2020		<0.005	<0.005						
2/18/2020				0.00269 (J)					
2/19/2020					<0.005	<0.005			
2/25/2020							0.00129 (J)	0.00495 (J)	0.00105 (J)
2/26/2020									
7/22/2020		<0.005	<0.005						
7/23/2020						<0.005			
7/27/2020				0.0041 (J)	<0.005				
7/28/2020							0.00101 (J)	0.00535	0.00117 (J)

Time Series

Constituent: Arsenic (mg/L) Analysis Run 10/20/2020 1:23 PM

Plant Gaston Client: Southern Company Data: Gaston Ash Pond

	GN-AP-MW-1	GN-AP-MW-10	GN-AP-MW-11	GN-AP-MW-12	GN-AP-MW-13	GN-AP-MW-14	GN-AP-MW-15R	GN-AP-MW-16	GN-AP-MW-16V
7/29/2020									

Time Series

Constituent: Arsenic (mg/L) Analysis Run 10/20/2020 1:23 PM

Plant Gaston Client: Southern Company Data: Gaston Ash Pond

	GN-AP-MW-17	GN-AP-MW-17SV
3/28/2016		
3/29/2016	0.0125	
3/30/2016		
5/17/2016	0.0112	
5/18/2016		
5/19/2016		
7/11/2016		
7/12/2016		
7/13/2016		
7/14/2016	0.013	
8/22/2016		
9/12/2016		
9/13/2016	0.0124	
9/14/2016		
11/14/2016		
11/15/2016		
11/16/2016	0.0121	
1/3/2017		
2/27/2017		
2/28/2017	0.0127	
5/22/2017		
5/23/2017		
5/24/2017	0.0121	
6/19/2017	0.0129	
6/20/2017		
6/21/2017		
1/9/2018	0.0138	
1/10/2018		
4/16/2018		
4/17/2018		
4/19/2018	0.0125	
10/1/2018	0.0118	
10/2/2018		
10/4/2018		
10/5/2018		
12/17/2018		0.00173 (J)
2/25/2019		
4/1/2019		
4/3/2019	0.0106	
5/7/2019		
9/16/2019		
9/17/2019	0.0109	
9/18/2019		0.00215 (J)
2/17/2020		
2/18/2020		
2/19/2020		
2/25/2020		
2/26/2020	0.011	0.00199 (J)
7/22/2020		
7/23/2020		0.00191 (J)
7/27/2020		
7/28/2020		

Time Series

Constituent: Arsenic (mg/L) Analysis Run 10/20/2020 1:23 PM

Plant Gaston Client: Southern Company Data: Gaston Ash Pond

	GN-AP-MW-17	GN-AP-MW-17SV
7/29/2020	0.00947	

Time Series

Constituent: Arsenic (mg/L) Analysis Run 10/20/2020 1:23 PM

Plant Gaston Client: Southern Company Data: Gaston Ash Pond

	GN-AP-MW-17V	GN-AP-MW-18	GN-AP-MW-19	GN-AP-MW-2 (bg)	GN-AP-MW-20	GN-AP-MW-20SV	GN-AP-MW-20V	GN-AP-MW-21	GN-AP-MW-22
3/28/2016			0.00463 (J)	<0.005					
3/29/2016		0.00273 (J)			0.00424 (J)				
5/17/2016		0.00237 (J)							
5/18/2016			0.00511	<0.005	0.00409 (J)				
7/11/2016				<0.005					
7/13/2016			0.004 (J)		0.00512			0.00666	
7/14/2016									0.00305 (J)
7/18/2016		0.0024 (J)							
8/22/2016								0.0088	0.00169 (J)
9/13/2016			0.00488 (J)					0.00489 (J)	0.00207 (J)
9/14/2016		0.00243 (J)		<0.005	0.00411 (J)				
11/14/2016		0.00232 (J)			0.00365 (J)				
11/15/2016								0.00395 (J)	0.00321 (J)
11/16/2016			0.00513	0.00105 (J)					
1/3/2017								0.00343 (J)	0.00261 (J)
2/27/2017			0.00425 (J)						
2/28/2017		0.00259 (J)			0.00369 (J)				
3/1/2017				<0.005				0.00348 (J)	0.00135 (J)
5/22/2017			0.00252 (J)						
5/23/2017				<0.005				0.00294 (J)	0.00151 (J)
5/24/2017		0.00229 (J)			0.00369 (J)				
6/19/2017		0.00248 (J)		<0.005	0.00397 (J)				
6/20/2017								0.00286 (J)	<0.005
6/21/2017			0.00314 (J)						
1/9/2018		0.00276 (J)			0.00428 (J)				<0.005
1/10/2018			0.00294 (J)	<0.005				0.00318 (J)	
4/17/2018								0.00195 (J)	<0.005
4/19/2018		0.00259 (J)	0.00298 (J)	<0.005	0.00374 (J)				
10/1/2018		0.00288 (J)			0.00372 (J)				
10/2/2018			0.00361 (J)						
10/3/2018				<0.005					
10/4/2018								0.00309 (J)	<0.005
12/5/2018									
12/13/2018						0.00301 (J)			
2/27/2019	0.00112 (J)						0.00119 (J)		
4/1/2019			0.0024 (J)	<0.005					
4/2/2019								0.00134 (J)	<0.005
4/3/2019		0.0067			0.00398 (J)				
9/17/2019	0.00136 (J)								
9/18/2019		0.00308 (J)	0.00322 (J)	<0.005	0.00425 (J)	0.00253 (J)	<0.005	0.00239 (J)	0.00129 (J)
2/18/2020			0.00196 (J)						
2/19/2020									
2/25/2020		0.00265 (J)			0.0043 (J)	0.00243 (J)	<0.005		
2/26/2020	0.00123 (J)							0.00116 (J)	<0.005
7/21/2020									
7/22/2020		0.00331 (J)			0.00349 (J)	0.0042 (J)	0.00105 (J)		
7/23/2020	0.00128 (J)								
7/27/2020			0.00221 (J)						
7/28/2020								0.00166 (J)	<0.005

Time Series

Constituent: Arsenic (mg/L) Analysis Run 10/20/2020 1:23 PM

Plant Gaston Client: Southern Company Data: Gaston Ash Pond

	GN-AP-MW-23D	GN-AP-MW-23S
3/28/2016		
3/29/2016		
5/17/2016		
5/18/2016		
7/11/2016		
7/13/2016		
7/14/2016		
7/18/2016		
8/22/2016		
9/13/2016		
9/14/2016		
11/14/2016		
11/15/2016		
11/16/2016		
1/3/2017		
2/27/2017		
2/28/2017		
3/1/2017		
5/22/2017		
5/23/2017		
5/24/2017		
6/19/2017		
6/20/2017		
6/21/2017		
1/9/2018		
1/10/2018		
4/17/2018		
4/19/2018		
10/1/2018		
10/2/2018		
10/3/2018		
10/4/2018		
12/5/2018	0.00113 (J)	<0.005
12/13/2018		
2/27/2019		
4/1/2019		
4/2/2019		
4/3/2019		
9/17/2019		<0.005
9/18/2019	0.00255 (J)	
2/18/2020		
2/19/2020	<0.005	<0.005
2/25/2020		
2/26/2020		
7/21/2020	0.00175 (J)	<0.005
7/22/2020		
7/23/2020		
7/27/2020		
7/28/2020		

Time Series

Constituent: Arsenic (mg/L) Analysis Run 10/20/2020 1:23 PM

Plant Gaston Client: Southern Company Data: Gaston Ash Pond

	GN-AP-MW-26	GN-AP-MW-27	GN-AP-MW-28H	GN-AP-MW-29H	GN-AP-MW-3 (bg)	GN-AP-MW-30H	GN-AP-MW-31VR	GN-AP-MW-32V	GN-AP-MW-33V
3/28/2016					<0.005				
5/17/2016					<0.005				
7/11/2016					<0.005				
9/14/2016					<0.005				
11/16/2016					<0.005				
3/1/2017					<0.005				
5/23/2017					<0.005				
6/19/2017					<0.005				
1/10/2018					<0.005				
4/19/2018					<0.005				
10/3/2018					<0.005				
12/5/2018		<0.005							
12/6/2018	<0.005								
2/26/2019			0.00192 (J)	0.00168 (J)					
4/2/2019					<0.005				
9/16/2019			0.0036 (J)						
9/17/2019				0.00222 (J)	<0.005				
9/18/2019	<0.005	<0.005							
9/26/2019				0.00225 (J)					
10/22/2019						0.00169 (J)			
2/19/2020	<0.005				<0.005	0.00651			
2/25/2020		<0.005	0.00352 (J)	0.00235 (J)					0.00476 (J)
2/26/2020								0.00438 (J)	
4/29/2020							0.00315 (J)		
7/20/2020								<0.005	
7/21/2020		<0.005							0.0111
7/22/2020	<0.005								
7/23/2020						0.00536			
7/27/2020					<0.005		0.00185 (J)		
7/29/2020			0.0032 (J)	0.00237 (J)					

Time Series

Constituent: Arsenic (mg/L) Analysis Run 10/20/2020 1:23 PM

Plant Gaston Client: Southern Company Data: Gaston Ash Pond

	GN-AP-MW-34V	GN-AP-MW-35V
3/28/2016		
5/17/2016		
7/11/2016		
9/14/2016		
11/16/2016		
3/1/2017		
5/23/2017		
6/19/2017		
1/10/2018		
4/19/2018		
10/3/2018		
12/5/2018		
12/6/2018		
2/26/2019		
4/2/2019		
9/16/2019		
9/17/2019		
9/18/2019		
9/26/2019		
10/22/2019		
2/19/2020	0.00393 (J)	
2/25/2020		
2/26/2020		
4/29/2020		<0.005
7/20/2020		
7/21/2020	0.00401 (J)	0.00222 (J)
7/22/2020		
7/23/2020		
7/27/2020		
7/29/2020		

Time Series

Constituent: Arsenic (mg/L) Analysis Run 10/20/2020 1:23 PM

Plant Gaston Client: Southern Company Data: Gaston Ash Pond

	GN-AP-MW-36V	GN-AP-MW-37V	GN-AP-MW-4	GN-AP-MW-5	GN-AP-MW-6	GN-AP-MW-7	GN-AP-MW-8	GN-AP-MW-9	GN-AP-PW-18-3
3/29/2016							0.00155 (J)		
3/30/2016			0.002 (J)	<0.005	0.00105 (J)	<0.005			
4/4/2016								0.00191 (J)	
5/17/2016			<0.005						
5/19/2016					<0.005	<0.005			
5/23/2016				<0.005			0.00227 (J)	0.00213 (J)	
7/11/2016			<0.005						
7/12/2016							0.00206 (J)	0.00183 (J)	
7/13/2016					<0.005	<0.005			
7/14/2016				<0.005					
9/13/2016				<0.005	<0.005	<0.005	0.00179 (J)	0.00168 (J)	
9/14/2016			<0.005						
11/15/2016				<0.005	<0.005	<0.005	0.00171 (J)	0.00181 (J)	
11/16/2016			<0.005						
2/28/2017			<0.005				0.00232 (J)	0.00404 (J)	
3/1/2017				<0.005	<0.005	<0.005			
5/23/2017				<0.005	<0.005	<0.005			
5/24/2017			<0.005				0.00151 (J)	0.00161 (J)	
6/20/2017				<0.005	<0.005	<0.005	0.00298 (J)	0.00155 (J)	
6/21/2017			<0.005						
1/9/2018				<0.005					
1/10/2018			<0.005		<0.005	<0.005	0.00196 (J)	0.00227 (J)	
4/17/2018				<0.005	<0.005	<0.005	0.00219 (J)	0.00174 (J)	
4/19/2018			<0.005						
10/1/2018				<0.005			0.00188 (J)	0.00275 (J)	
10/3/2018			<0.005						
10/4/2018					<0.005	<0.005			
12/11/2018									0.0357
4/1/2019							0.00177 (J)	0.00269 (J)	
4/2/2019			<0.005	<0.005	<0.005	<0.005			
9/17/2019			<0.005				0.00112 (J)	0.00324 (J)	
9/18/2019				<0.005	<0.005	<0.005			
2/17/2020								0.00246 (J)	
2/18/2020			<0.005						
2/25/2020							<0.005		
2/26/2020				<0.005	<0.005	<0.005			
4/29/2020	0.00178 (J)	0.0042 (J)							
7/20/2020	<0.005	0.00169 (J)							
7/27/2020			<0.005						
7/28/2020				<0.005	<0.005	<0.005			
7/29/2020							0.00152 (J)	0.00222 (J)	

Time Series

Constituent: Arsenic (mg/L) Analysis Run 10/20/2020 1:23 PM

Plant Gaston Client: Southern Company Data: Gaston Ash Pond

	GN-AP-PW-18-6B	GN-AP-PW-18-9
3/29/2016		
3/30/2016		
4/4/2016		
5/17/2016		
5/19/2016		
5/23/2016		
7/11/2016		
7/12/2016		
7/13/2016		
7/14/2016		
9/13/2016		
9/14/2016		
11/15/2016		
11/16/2016		
2/28/2017		
3/1/2017		
5/23/2017		
5/24/2017		
6/20/2017		
6/21/2017		
1/9/2018		
1/10/2018		
4/17/2018		
4/19/2018		
10/1/2018		
10/3/2018		
10/4/2018		
12/11/2018	0.012	0.121
4/1/2019		
4/2/2019		
9/17/2019		
9/18/2019		
2/17/2020		
2/18/2020		
2/25/2020		
2/26/2020		
4/29/2020		
7/20/2020		
7/27/2020		
7/28/2020		
7/29/2020		

Time Series

Constituent: Barium (mg/L) Analysis Run 10/20/2020 1:23 PM

Plant Gaston Client: Southern Company Data: Gaston Ash Pond

	GN-AP-MW-1	GN-AP-MW-10	GN-AP-MW-11	GN-AP-MW-12	GN-AP-MW-13	GN-AP-MW-14	GN-AP-MW-15R	GN-AP-MW-16	GN-AP-MW-16V
3/28/2016						0.0952	0.0856		
3/29/2016	0.017							0.031	
3/30/2016		0.0139	0.00993 (J)	0.0644	0.0337				
5/17/2016		0.0188				0.0437		0.0313	
5/18/2016			0.011	0.0794	0.038				
5/19/2016	0.0161						0.132		
7/11/2016						0.0496	0.0302		
7/12/2016	0.02								
7/13/2016		0.0139	0.012	0.0735					
7/14/2016					0.0338			0.0336	
8/22/2016							0.0267		
9/12/2016				0.072	0.0331				
9/13/2016	0.0176	0.0121	0.01			0.0493		0.0286	
9/14/2016							0.0247		
11/14/2016			0.00973 (J)	0.0768	0.0353			0.0296	
11/15/2016	0.02	0.0132				0.0634	0.0273		
11/16/2016									
1/3/2017							0.026		
2/27/2017						0.0593	0.0301		
2/28/2017	0.0247	0.0148	0.00989 (J)	0.0695	0.0388			0.0315	
5/22/2017		0.0116	0.00911 (J)				0.0274		
5/23/2017	0.0187								
5/24/2017				0.0671	0.0344	0.0476		0.0275	
6/19/2017	0.0172	0.0113	0.00908 (J)					0.0279	
6/20/2017							0.0292		
6/21/2017				0.0629	0.0302	0.0481			
1/9/2018			0.00832 (J)	0.0658	0.0321	0.0505	0.0316	0.0273	
1/10/2018	0.0195	0.0117							
4/16/2018		0.0145	0.00942 (J)	0.0666					
4/17/2018	0.024								
4/19/2018					0.0361	0.0574	0.0368	0.0307	
10/1/2018	0.0225							0.0295	
10/2/2018		0.0124							
10/4/2018			0.00817 (J)	0.0667					
10/5/2018					0.0336	0.0776	0.0818		
12/17/2018									
2/25/2019									0.0423
4/1/2019	0.0266								
4/3/2019		0.0137	0.00993 (J)	0.073	0.0363	0.0619	0.134	0.0335	
5/7/2019							0.0774		
9/16/2019		0.0135	0.00956 (J)	0.0819				0.0393	0.0503
9/17/2019	0.0282				0.0396	0.0745			
9/18/2019							0.0799		
2/17/2020		0.0127	0.0088 (J)						
2/18/2020				0.0726					
2/19/2020					0.0381	0.0653			
2/25/2020							0.0693	0.0353	0.0507
2/26/2020									
7/22/2020		0.0141	0.0082 (J)						
7/23/2020						0.0686			
7/27/2020				0.077	0.0395				
7/28/2020							0.0635	0.0355	0.052

Time Series

Constituent: Barium (mg/L) Analysis Run 10/20/2020 1:23 PM

Plant Gaston Client: Southern Company Data: Gaston Ash Pond

	GN-AP-MW-1	GN-AP-MW-10	GN-AP-MW-11	GN-AP-MW-12	GN-AP-MW-13	GN-AP-MW-14	GN-AP-MW-15R	GN-AP-MW-16	GN-AP-MW-16V
7/29/2020									

Time Series

Constituent: Barium (mg/L) Analysis Run 10/20/2020 1:23 PM

Plant Gaston Client: Southern Company Data: Gaston Ash Pond

	GN-AP-MW-17	GN-AP-MW-17SV
3/28/2016		
3/29/2016	0.0849	
3/30/2016		
5/17/2016	0.0891	
5/18/2016		
5/19/2016		
7/11/2016		
7/12/2016		
7/13/2016		
7/14/2016	0.0965	
8/22/2016		
9/12/2016		
9/13/2016	0.0811	
9/14/2016		
11/14/2016		
11/15/2016		
11/16/2016	0.0833	
1/3/2017		
2/27/2017		
2/28/2017	0.0897	
5/22/2017		
5/23/2017		
5/24/2017	0.0673	
6/19/2017	0.0767	
6/20/2017		
6/21/2017		
1/9/2018	0.074	
1/10/2018		
4/16/2018		
4/17/2018		
4/19/2018	0.088	
10/1/2018	0.0898	
10/2/2018		
10/4/2018		
10/5/2018		
12/17/2018		0.061
2/25/2019		
4/1/2019		
4/3/2019	0.105	
5/7/2019		
9/16/2019		
9/17/2019	0.12	
9/18/2019		0.0667
2/17/2020		
2/18/2020		
2/19/2020		
2/25/2020		
2/26/2020	0.105	0.066
7/22/2020		
7/23/2020		0.0673
7/27/2020		
7/28/2020		

Time Series

Constituent: Barium (mg/L) Analysis Run 10/20/2020 1:23 PM

Plant Gaston Client: Southern Company Data: Gaston Ash Pond

	GN-AP-MW-17	GN-AP-MW-17SV
7/29/2020	0.0978	

Time Series

Constituent: Barium (mg/L) Analysis Run 10/20/2020 1:23 PM

Plant Gaston Client: Southern Company Data: Gaston Ash Pond

	GN-AP-MW-17V	GN-AP-MW-18	GN-AP-MW-19	GN-AP-MW-2 (bg)	GN-AP-MW-20	GN-AP-MW-20SV	GN-AP-MW-20V	GN-AP-MW-21	GN-AP-MW-22
3/28/2016			0.037	0.00887 (J)					
3/29/2016		0.0435			0.0691				
5/17/2016		0.0451							
5/18/2016			0.0492	0.00816 (J)	0.074				
7/11/2016				0.0096 (J)					
7/13/2016			0.0555		0.0784			0.0425	
7/14/2016									0.103
7/18/2016		0.0428							
8/22/2016								0.0214	0.0662
9/13/2016			0.0421					0.0628	0.0644
9/14/2016		0.0415		0.00964 (J)	0.0658				
11/14/2016		0.0422			0.0634				
11/15/2016								0.06	0.132
11/16/2016			0.042	0.0247					
1/3/2017								0.0348	0.098
2/27/2017			0.0407						
2/28/2017		0.0466			0.0676				
3/1/2017				0.0282				0.0395	0.0423
5/22/2017			0.0271						
5/23/2017				0.0187				0.0279	0.0359
5/24/2017		0.0382			0.0551				
6/19/2017		0.0408		0.0164	0.0604				
6/20/2017								0.0255	0.0396
6/21/2017			0.024						
1/9/2018		0.0394			0.0562				0.034
1/10/2018			0.0195	0.0149				0.033	
4/17/2018								0.0205	0.043
4/19/2018		0.0434	0.0208	0.0147	0.0634				
10/1/2018		0.0424			0.061				
10/2/2018			0.0186						
10/3/2018				0.0131					
10/4/2018								0.0314	0.0353
12/5/2018									
12/13/2018						0.0863			
2/27/2019	0.0434						0.0219		
4/1/2019			0.0188	0.0116					
4/2/2019								0.0146	0.0471
4/3/2019		0.045			0.0599				
9/17/2019	0.0475								
9/18/2019		0.0524	0.0211	0.0118	0.0651	0.0982	0.0241	0.0362	0.0458
2/18/2020			0.0163						
2/19/2020									
2/25/2020		0.0474			0.0595	0.0912	0.0239		
2/26/2020	0.0547							0.0339	0.0439
7/21/2020									
7/22/2020		0.05			0.0612	0.12	0.0242		
7/23/2020	0.0424								
7/27/2020			0.0165						
7/28/2020								0.0223	0.0406

Time Series

Constituent: Barium (mg/L) Analysis Run 10/20/2020 1:23 PM

Plant Gaston Client: Southern Company Data: Gaston Ash Pond

	GN-AP-MW-23D	GN-AP-MW-23S
3/28/2016		
3/29/2016		
5/17/2016		
5/18/2016		
7/11/2016		
7/13/2016		
7/14/2016		
7/18/2016		
8/22/2016		
9/13/2016		
9/14/2016		
11/14/2016		
11/15/2016		
11/16/2016		
1/3/2017		
2/27/2017		
2/28/2017		
3/1/2017		
5/22/2017		
5/23/2017		
5/24/2017		
6/19/2017		
6/20/2017		
6/21/2017		
1/9/2018		
1/10/2018		
4/17/2018		
4/19/2018		
10/1/2018		
10/2/2018		
10/3/2018		
10/4/2018		
12/5/2018	0.0196	0.0364
12/13/2018		
2/27/2019		
4/1/2019		
4/2/2019		
4/3/2019		
9/17/2019		0.0316
9/18/2019	0.027	
2/18/2020		
2/19/2020	0.052	0.0443
2/25/2020		
2/26/2020		
7/21/2020	0.0336	0.0312
7/22/2020		
7/23/2020		
7/27/2020		
7/28/2020		

Time Series

Constituent: Barium (mg/L) Analysis Run 10/20/2020 1:23 PM

Plant Gaston Client: Southern Company Data: Gaston Ash Pond

	GN-AP-MW-26	GN-AP-MW-27	GN-AP-MW-28H	GN-AP-MW-29H	GN-AP-MW-3 (bg)	GN-AP-MW-30H	GN-AP-MW-31VR	GN-AP-MW-32V	GN-AP-MW-33V
3/28/2016					0.0116				
5/17/2016					0.00866 (J)				
7/11/2016					0.00969 (J)				
9/14/2016					0.00864 (J)				
11/16/2016					0.00917 (J)				
3/1/2017					0.00869 (J)				
5/23/2017					0.00658 (J)				
6/19/2017					0.00672 (J)				
1/10/2018					0.00645 (J)				
4/19/2018					0.00625 (J)				
10/3/2018					0.00708 (J)				
12/5/2018		0.0297							
12/6/2018	0.0188								
2/26/2019			0.0278	0.0502					
4/2/2019					0.00625 (J)				
9/16/2019			0.0321						
9/17/2019				0.0567	0.00834 (J)				
9/18/2019	0.0192	0.04							
9/26/2019				0.0574					
10/22/2019						0.0702			
2/19/2020	0.0166				0.00697 (J)	0.109			
2/25/2020		0.0149	0.0304	0.0581					0.0549
2/26/2020								0.0489	
4/29/2020							0.0364		
7/20/2020								0.0555	
7/21/2020		0.0251							0.0654
7/22/2020	0.0174								
7/23/2020						0.0899			
7/27/2020					0.0192		0.0318		
7/29/2020			0.0305	0.0549					

Time Series

Constituent: Barium (mg/L) Analysis Run 10/20/2020 1:23 PM

Plant Gaston Client: Southern Company Data: Gaston Ash Pond

	GN-AP-MW-34V	GN-AP-MW-35V
3/28/2016		
5/17/2016		
7/11/2016		
9/14/2016		
11/16/2016		
3/1/2017		
5/23/2017		
6/19/2017		
1/10/2018		
4/19/2018		
10/3/2018		
12/5/2018		
12/6/2018		
2/26/2019		
4/2/2019		
9/16/2019		
9/17/2019		
9/18/2019		
9/26/2019		
10/22/2019		
2/19/2020	0.0576	
2/25/2020		
2/26/2020		
4/29/2020		0.0163
7/20/2020		
7/21/2020	0.0477	0.0199
7/22/2020		
7/23/2020		
7/27/2020		
7/29/2020		

Time Series

Constituent: Barium (mg/L) Analysis Run 10/20/2020 1:23 PM

Plant Gaston Client: Southern Company Data: Gaston Ash Pond

	GN-AP-MW-36V	GN-AP-MW-37V	GN-AP-MW-4	GN-AP-MW-5	GN-AP-MW-6	GN-AP-MW-7	GN-AP-MW-8	GN-AP-MW-9	GN-AP-PW-18-3
3/29/2016							0.0277		
3/30/2016			0.0219	0.0339	0.0277	0.025			
4/4/2016								0.0789	
5/17/2016			0.0196						
5/19/2016					0.0282	0.0249			
5/23/2016				0.0289			0.0261	0.0733	
7/11/2016			0.0286						
7/12/2016							0.0251	0.102	
7/13/2016					0.0222	0.0279			
7/14/2016				0.0281					
9/13/2016				0.0301	0.017	0.0153	0.0189	0.0793	
9/14/2016			0.0261						
11/15/2016				0.0296	0.0151	0.0225	0.0186	0.0882	
11/16/2016			0.0291						
2/28/2017			0.0229				0.0196	0.111	
3/1/2017				0.0395	0.0212	0.0261			
5/23/2017				0.0307	0.0162	0.0208			
5/24/2017			0.0202				0.0228	0.0914	
6/20/2017				0.0367	0.02	0.0244	0.0188	0.0948	
6/21/2017			0.0186						
1/9/2018				0.0269					
1/10/2018			0.0261		0.0183	0.0235	0.0141	0.0836	
4/17/2018				0.0441	0.0271	0.0252	0.0179	0.0979	
4/19/2018			0.0231						
10/1/2018				0.0298			0.0168	0.118	
10/3/2018			0.0296						
10/4/2018					0.0189	0.0265			
12/11/2018									0.158
4/1/2019							0.0209	0.105	
4/2/2019			0.0254	0.0371	0.0243	0.0236			
9/17/2019			0.0344				0.0202	0.118	
9/18/2019				0.0335	0.023	0.029			
2/17/2020								0.109	
2/18/2020			0.0185						
2/25/2020							0.0168		
2/26/2020				0.0231	0.0254	0.0261			
4/29/2020	0.0831	0.0336							
7/20/2020	0.0841	0.0352							
7/27/2020			0.0207						
7/28/2020				0.0332	0.026	0.0248			
7/29/2020							0.0206	0.105	

Time Series

Constituent: Barium (mg/L) Analysis Run 10/20/2020 1:23 PM

Plant Gaston Client: Southern Company Data: Gaston Ash Pond

	GN-AP-PW-18-6B	GN-AP-PW-18-9
3/29/2016		
3/30/2016		
4/4/2016		
5/17/2016		
5/19/2016		
5/23/2016		
7/11/2016		
7/12/2016		
7/13/2016		
7/14/2016		
9/13/2016		
9/14/2016		
11/15/2016		
11/16/2016		
2/28/2017		
3/1/2017		
5/23/2017		
5/24/2017		
6/20/2017		
6/21/2017		
1/9/2018		
1/10/2018		
4/17/2018		
4/19/2018		
10/1/2018		
10/3/2018		
10/4/2018		
12/11/2018	0.113	0.0547
4/1/2019		
4/2/2019		
9/17/2019		
9/18/2019		
2/17/2020		
2/18/2020		
2/25/2020		
2/26/2020		
4/29/2020		
7/20/2020		
7/27/2020		
7/28/2020		
7/29/2020		

Time Series

Constituent: Beryllium (mg/L) Analysis Run 10/20/2020 1:23 PM

Plant Gaston Client: Southern Company Data: Gaston Ash Pond

	GN-AP-MW-1	GN-AP-MW-10	GN-AP-MW-11	GN-AP-MW-12	GN-AP-MW-13	GN-AP-MW-14	GN-AP-MW-15R	GN-AP-MW-16	GN-AP-MW-16V
3/28/2016						0.00119 (J)	<0.003		
3/29/2016	<0.003							<0.003	
3/30/2016		<0.003	<0.003	<0.003	<0.003				
5/17/2016		<0.003				<0.003		<0.003	
5/18/2016			<0.003	<0.003	<0.003				
5/19/2016	<0.003						<0.003		
7/11/2016						<0.003	<0.003		
7/12/2016	<0.003								
7/13/2016		<0.003	<0.003	<0.003					
7/14/2016					<0.003			<0.003	
8/22/2016							<0.003		
9/12/2016				<0.003	<0.003				
9/13/2016	<0.003	<0.003	<0.003			<0.003		<0.003	
9/14/2016							<0.003		
11/14/2016			<0.003	<0.003	<0.003			<0.003	
11/15/2016	<0.003	<0.003				<0.003	<0.003		
11/16/2016									
1/3/2017							<0.003		
2/27/2017						<0.003	<0.003		
2/28/2017	<0.003	<0.003	<0.003	<0.003	<0.003			<0.003	
5/22/2017		<0.003	<0.003				<0.003		
5/23/2017	<0.003								
5/24/2017				<0.003	<0.003	<0.003		<0.003	
6/19/2017	<0.003	<0.003	<0.003					<0.003	
6/20/2017							<0.003		
6/21/2017				<0.003	<0.003	<0.003			
1/9/2018			<0.003	<0.003	<0.003	<0.003	<0.003	<0.003	
1/10/2018	<0.003	<0.003							
4/16/2018		<0.003	<0.003	<0.003					
4/17/2018	<0.003								
4/19/2018					<0.003	<0.003	<0.003	<0.003	
10/1/2018	<0.003							<0.003	
10/2/2018		<0.003							
10/4/2018			<0.003	<0.003					
10/5/2018					<0.003	<0.003	<0.003		
12/17/2018									
2/25/2019									<0.003
4/1/2019	<0.003								
4/3/2019		<0.003	<0.003	<0.003	<0.003	<0.003	<0.003	<0.003	
5/7/2019							<0.003		
9/16/2019		<0.003	<0.003	<0.003				<0.003	<0.003
9/17/2019	<0.003				<0.003	<0.003			
9/18/2019							<0.003		
2/17/2020		<0.003	<0.003						
2/18/2020				<0.003					
2/19/2020					<0.003	<0.003			
2/25/2020							<0.003	<0.003	<0.003
2/26/2020									
7/22/2020		<0.003	<0.003						
7/23/2020						<0.003			
7/27/2020				<0.003	<0.003				
7/28/2020							<0.003	<0.003	<0.003

Time Series

Constituent: Beryllium (mg/L) Analysis Run 10/20/2020 1:23 PM

Plant Gaston Client: Southern Company Data: Gaston Ash Pond

	GN-AP-MW-1	GN-AP-MW-10	GN-AP-MW-11	GN-AP-MW-12	GN-AP-MW-13	GN-AP-MW-14	GN-AP-MW-15R	GN-AP-MW-16	GN-AP-MW-16V
7/29/2020									

Time Series

Constituent: Beryllium (mg/L) Analysis Run 10/20/2020 1:23 PM

Plant Gaston Client: Southern Company Data: Gaston Ash Pond

	GN-AP-MW-17	GN-AP-MW-17SV
3/28/2016		
3/29/2016	<0.003	
3/30/2016		
5/17/2016	<0.003	
5/18/2016		
5/19/2016		
7/11/2016		
7/12/2016		
7/13/2016		
7/14/2016	<0.003	
8/22/2016		
9/12/2016		
9/13/2016	<0.003	
9/14/2016		
11/14/2016		
11/15/2016		
11/16/2016	<0.003	
1/3/2017		
2/27/2017		
2/28/2017	<0.003	
5/22/2017		
5/23/2017		
5/24/2017	<0.003	
6/19/2017	<0.003	
6/20/2017		
6/21/2017		
1/9/2018	<0.003	
1/10/2018		
4/16/2018		
4/17/2018		
4/19/2018	<0.003	
10/1/2018	<0.003	
10/2/2018		
10/4/2018		
10/5/2018		
12/17/2018		<0.003
2/25/2019		
4/1/2019		
4/3/2019	<0.003	
5/7/2019		
9/16/2019		
9/17/2019	<0.003	
9/18/2019		<0.003
2/17/2020		
2/18/2020		
2/19/2020		
2/25/2020		
2/26/2020	<0.003	<0.003
7/22/2020		
7/23/2020		<0.003
7/27/2020		
7/28/2020		

Time Series

Constituent: Beryllium (mg/L) Analysis Run 10/20/2020 1:23 PM

Plant Gaston Client: Southern Company Data: Gaston Ash Pond

	GN-AP-MW-17	GN-AP-MW-17SV
7/29/2020	<0.003	

Time Series

Constituent: Beryllium (mg/L) Analysis Run 10/20/2020 1:23 PM

Plant Gaston Client: Southern Company Data: Gaston Ash Pond

	GN-AP-MW-17V	GN-AP-MW-18	GN-AP-MW-19	GN-AP-MW-2 (bg)	GN-AP-MW-20	GN-AP-MW-20SV	GN-AP-MW-20V	GN-AP-MW-21	GN-AP-MW-22
3/28/2016			<0.003	<0.003					
3/29/2016		<0.003			<0.003				
5/17/2016		<0.003							
5/18/2016			<0.003	<0.003	<0.003				
7/11/2016				<0.003					
7/13/2016			<0.003		<0.003			<0.003	
7/14/2016									<0.003
7/18/2016		<0.003							
8/22/2016								<0.003	<0.003
9/13/2016			<0.003					<0.003	<0.003
9/14/2016		<0.003		<0.003	<0.003				
11/14/2016		<0.003			<0.003				
11/15/2016								<0.003	<0.003
11/16/2016			<0.003	<0.003					
1/3/2017								<0.003	<0.003
2/27/2017			<0.003						
2/28/2017		<0.003			<0.003				
3/1/2017				<0.003				<0.003	<0.003
5/22/2017			<0.003						
5/23/2017				<0.003				<0.003	<0.003
5/24/2017		<0.003			<0.003				
6/19/2017		<0.003		<0.003	<0.003				
6/20/2017								<0.003	<0.003
6/21/2017			<0.003						
1/9/2018		<0.003			<0.003				<0.003
1/10/2018			<0.003	<0.003				<0.003	
4/17/2018								<0.003	<0.003
4/19/2018		<0.003	<0.003	<0.003	<0.003				
10/1/2018		<0.003			<0.003				
10/2/2018			<0.003						
10/3/2018				<0.003					
10/4/2018								<0.003	<0.003
12/5/2018									
12/13/2018						<0.003			
2/27/2019	<0.003						<0.003		
4/1/2019			<0.003	<0.003					
4/2/2019								<0.003	<0.003
4/3/2019		<0.003			<0.003				
9/17/2019	<0.003								
9/18/2019		<0.003	<0.003	<0.003	<0.003	<0.003	<0.003	<0.003	<0.003
2/18/2020			<0.003						
2/19/2020									
2/25/2020		<0.003			<0.003	<0.003	<0.003		
2/26/2020	<0.003							<0.003	<0.003
7/21/2020									
7/22/2020		<0.003			<0.003	<0.003	<0.003		
7/23/2020	<0.003								
7/27/2020			<0.003						
7/28/2020								<0.003	<0.003

Time Series

Constituent: Beryllium (mg/L) Analysis Run 10/20/2020 1:23 PM

Plant Gaston Client: Southern Company Data: Gaston Ash Pond

	GN-AP-MW-23D	GN-AP-MW-23S
3/28/2016		
3/29/2016		
5/17/2016		
5/18/2016		
7/11/2016		
7/13/2016		
7/14/2016		
7/18/2016		
8/22/2016		
9/13/2016		
9/14/2016		
11/14/2016		
11/15/2016		
11/16/2016		
1/3/2017		
2/27/2017		
2/28/2017		
3/1/2017		
5/22/2017		
5/23/2017		
5/24/2017		
6/19/2017		
6/20/2017		
6/21/2017		
1/9/2018		
1/10/2018		
4/17/2018		
4/19/2018		
10/1/2018		
10/2/2018		
10/3/2018		
10/4/2018		
12/5/2018	<0.003	<0.003
12/13/2018		
2/27/2019		
4/1/2019		
4/2/2019		
4/3/2019		
9/17/2019		<0.003
9/18/2019	<0.003	
2/18/2020		
2/19/2020	<0.003	<0.003
2/25/2020		
2/26/2020		
7/21/2020	<0.003	<0.003
7/22/2020		
7/23/2020		
7/27/2020		
7/28/2020		

Time Series

Constituent: Beryllium (mg/L) Analysis Run 10/20/2020 1:23 PM

Plant Gaston Client: Southern Company Data: Gaston Ash Pond

	GN-AP-MW-26	GN-AP-MW-27	GN-AP-MW-28H	GN-AP-MW-29H	GN-AP-MW-3 (bg)	GN-AP-MW-30H	GN-AP-MW-31VR	GN-AP-MW-32V	GN-AP-MW-33V
3/28/2016					<0.003				
5/17/2016					<0.003				
7/11/2016					<0.003				
9/14/2016					<0.003				
11/16/2016					<0.003				
3/1/2017					<0.003				
5/23/2017					<0.003				
6/19/2017					<0.003				
1/10/2018					<0.003				
4/19/2018					<0.003				
10/3/2018					<0.003				
12/5/2018		<0.003							
12/6/2018	<0.003								
2/26/2019			<0.003	<0.003					
4/2/2019					<0.003				
9/16/2019			<0.003						
9/17/2019				<0.003	<0.003				
9/18/2019	<0.003	<0.003							
9/26/2019				<0.003					
10/22/2019						<0.003			
2/19/2020	<0.003				<0.003	<0.003			
2/25/2020		<0.003	<0.003	<0.003					<0.003
2/26/2020								<0.003	
4/29/2020							<0.003		
7/20/2020								<0.003	
7/21/2020		<0.003							<0.003
7/22/2020	<0.003								
7/23/2020						<0.003			
7/27/2020					<0.003		<0.003		
7/29/2020			<0.003	<0.003					

Time Series

Constituent: Beryllium (mg/L) Analysis Run 10/20/2020 1:23 PM

Plant Gaston Client: Southern Company Data: Gaston Ash Pond

	GN-AP-MW-34V	GN-AP-MW-35V
3/28/2016		
5/17/2016		
7/11/2016		
9/14/2016		
11/16/2016		
3/1/2017		
5/23/2017		
6/19/2017		
1/10/2018		
4/19/2018		
10/3/2018		
12/5/2018		
12/6/2018		
2/26/2019		
4/2/2019		
9/16/2019		
9/17/2019		
9/18/2019		
9/26/2019		
10/22/2019		
2/19/2020	<0.003	
2/25/2020		
2/26/2020		
4/29/2020		<0.003
7/20/2020		
7/21/2020	<0.003	<0.003
7/22/2020		
7/23/2020		
7/27/2020		
7/29/2020		

Time Series

Constituent: Beryllium (mg/L) Analysis Run 10/20/2020 1:23 PM

Plant Gaston Client: Southern Company Data: Gaston Ash Pond

	GN-AP-MW-36V	GN-AP-MW-37V	GN-AP-MW-4	GN-AP-MW-5	GN-AP-MW-6	GN-AP-MW-7	GN-AP-MW-8	GN-AP-MW-9	GN-AP-PW-18-3
3/29/2016							<0.003		
3/30/2016			<0.003	<0.003	<0.003	<0.003			
4/4/2016								<0.003	
5/17/2016			<0.003						
5/19/2016					<0.003	<0.003			
5/23/2016				<0.003			<0.003	<0.003	
7/11/2016			<0.003						
7/12/2016							<0.003	<0.003	
7/13/2016					<0.003	<0.003			
7/14/2016				<0.003					
9/13/2016				<0.003	<0.003	<0.003	<0.003	<0.003	
9/14/2016			<0.003						
11/15/2016				<0.003	<0.003	<0.003	<0.003	<0.003	
11/16/2016			<0.003						
2/28/2017			<0.003				<0.003	<0.003	
3/1/2017				<0.003	<0.003	<0.003			
5/23/2017				<0.003	<0.003	<0.003			
5/24/2017			<0.003				<0.003	<0.003	
6/20/2017				<0.003	<0.003	<0.003	<0.003	<0.003	
6/21/2017			<0.003						
1/9/2018				<0.003					
1/10/2018			<0.003		<0.003	<0.003	<0.003	<0.003	
4/17/2018				<0.003	<0.003	<0.003	<0.003	<0.003	
4/19/2018			<0.003						
10/1/2018				<0.003			<0.003	<0.003	
10/3/2018			<0.003						
10/4/2018					<0.003	<0.003			
12/11/2018									<0.003
4/1/2019							<0.003	<0.003	
4/2/2019			<0.003	<0.003	<0.003	<0.003			
9/17/2019			<0.003				<0.003	<0.003	
9/18/2019				<0.003	<0.003	<0.003			
2/17/2020								<0.003	
2/18/2020			<0.003						
2/25/2020							<0.003		
2/26/2020				<0.003	<0.003	<0.003			
4/29/2020	<0.003	<0.003							
7/20/2020	<0.003	<0.003							
7/27/2020			<0.003						
7/28/2020				<0.003	<0.003	<0.003			
7/29/2020							<0.003	<0.003	

Time Series

Constituent: Beryllium (mg/L) Analysis Run 10/20/2020 1:23 PM

Plant Gaston Client: Southern Company Data: Gaston Ash Pond

	GN-AP-PW-18-6B	GN-AP-PW-18-9
3/29/2016		
3/30/2016		
4/4/2016		
5/17/2016		
5/19/2016		
5/23/2016		
7/11/2016		
7/12/2016		
7/13/2016		
7/14/2016		
9/13/2016		
9/14/2016		
11/15/2016		
11/16/2016		
2/28/2017		
3/1/2017		
5/23/2017		
5/24/2017		
6/20/2017		
6/21/2017		
1/9/2018		
1/10/2018		
4/17/2018		
4/19/2018		
10/1/2018		
10/3/2018		
10/4/2018		
12/11/2018	<0.003	<0.003
4/1/2019		
4/2/2019		
9/17/2019		
9/18/2019		
2/17/2020		
2/18/2020		
2/25/2020		
2/26/2020		
4/29/2020		
7/20/2020		
7/27/2020		
7/28/2020		
7/29/2020		

Time Series

Constituent: Boron (mg/L) Analysis Run 10/20/2020 1:23 PM

Plant Gaston Client: Southern Company Data: Gaston Ash Pond

	GN-AP-MW-1	GN-AP-MW-10	GN-AP-MW-11	GN-AP-MW-12	GN-AP-MW-13	GN-AP-MW-14	GN-AP-MW-15R	GN-AP-MW-16	GN-AP-MW-16V
3/28/2016						<0.1	0.103		
3/29/2016	<0.1							1.32	
3/30/2016		0.0291 (J)	0.112	0.287	<0.1				
5/17/2016		0.0466 (J)				<0.1		1.35	
5/18/2016			0.118	0.286	<0.1				
5/19/2016	<0.1						0.169		
7/11/2016						<0.1	0.829		
7/12/2016	<0.1								
7/13/2016		0.0305 (J)	0.125	0.299					
7/14/2016					<0.1			1.32	
8/22/2016							0.835		
9/12/2016				0.302	0.0762 (J)				
9/13/2016	<0.1	<0.1	0.108			<0.1		1.31	
9/14/2016							0.838		
11/14/2016			0.126	0.323	<0.1			1.34	
11/15/2016	0.0246 (J)	<0.1				<0.1	0.894		
11/16/2016									
1/3/2017							0.897		
2/27/2017						<0.1	0.897		
2/28/2017	<0.1	<0.1	0.12	0.336	<0.1			1.28	
5/22/2017		<0.1	0.116				0.892		
5/23/2017	<0.1								
5/24/2017				0.342	<0.1	<0.1		1.24	
6/19/2017	<0.1	0.0204 (J)	0.12					1.26	
6/20/2017							0.91		
6/21/2017				0.342	<0.1	<0.1			
8/14/2017		0.0242 (J)	0.124	0.359	<0.1		0.906	1.24	
8/15/2017	<0.1					<0.1			
4/16/2018		0.0466 (J)	0.163	0.384					
4/17/2018	0.0459 (J)								
4/19/2018					<0.1	<0.1	0.991	1.34	
10/1/2018	<0.1							1.29	
10/2/2018		0.0228 (J)							
10/4/2018			0.206	0.503					
10/5/2018					<0.1	<0.1	4.34		
12/17/2018									
2/25/2019									1.33
4/1/2019	<0.1								
4/3/2019		<0.1	0.216	0.401	<0.1	<0.1	4.18	1.32	
5/7/2019							4.13		
9/16/2019		<0.1	0.207	0.423				1.4	1.38
9/17/2019	<0.1				<0.1	<0.1			
9/18/2019							3.47		
2/17/2020		<0.1	0.221						
2/18/2020				0.433					
2/19/2020					<0.1	<0.1			
2/25/2020							3.13	1.39	1.4
2/26/2020									
7/22/2020		<0.1	0.205						
7/23/2020						<0.1			
7/27/2020				0.444	<0.1				
7/28/2020							2.7	1.33	1.34

Time Series

Constituent: Boron (mg/L) Analysis Run 10/20/2020 1:23 PM

Plant Gaston Client: Southern Company Data: Gaston Ash Pond

	GN-AP-MW-1	GN-AP-MW-10	GN-AP-MW-11	GN-AP-MW-12	GN-AP-MW-13	GN-AP-MW-14	GN-AP-MW-15R	GN-AP-MW-16	GN-AP-MW-16V
7/29/2020									

Time Series

Constituent: Boron (mg/L) Analysis Run 10/20/2020 1:23 PM

Plant Gaston Client: Southern Company Data: Gaston Ash Pond

	GN-AP-MW-17	GN-AP-MW-17SV
3/28/2016		
3/29/2016	3.04	
3/30/2016		
5/17/2016	3.1	
5/18/2016		
5/19/2016		
7/11/2016		
7/12/2016		
7/13/2016		
7/14/2016	2.96	
8/22/2016		
9/12/2016		
9/13/2016	2.94	
9/14/2016		
11/14/2016		
11/15/2016		
11/16/2016	2.96	
1/3/2017		
2/27/2017		
2/28/2017	2.92	
5/22/2017		
5/23/2017		
5/24/2017	2.66	
6/19/2017	2.7	
6/20/2017		
6/21/2017		
8/14/2017	2.64	
8/15/2017		
4/16/2018		
4/17/2018		
4/19/2018	2.87	
10/1/2018	2.83	
10/2/2018		
10/4/2018		
10/5/2018		
12/17/2018		2.48
2/25/2019		
4/1/2019		
4/3/2019	2.92	
5/7/2019		
9/16/2019		
9/17/2019	3.25	
9/18/2019		2.51
2/17/2020		
2/18/2020		
2/19/2020		
2/25/2020		
2/26/2020	3.24	2.55
7/22/2020		
7/23/2020		2.4
7/27/2020		
7/28/2020		

Time Series

Constituent: Boron (mg/L) Analysis Run 10/20/2020 1:23 PM

Plant Gaston Client: Southern Company Data: Gaston Ash Pond

	GN-AP-MW-17	GN-AP-MW-17SV
7/29/2020	3.06	

Time Series

Constituent: Boron (mg/L) Analysis Run 10/20/2020 1:23 PM

Plant Gaston Client: Southern Company Data: Gaston Ash Pond

	GN-AP-MW-17V	GN-AP-MW-18	GN-AP-MW-19	GN-AP-MW-2 (bg)	GN-AP-MW-20	GN-AP-MW-20SV	GN-AP-MW-20V	GN-AP-MW-21	GN-AP-MW-22
3/28/2016			0.0538 (J)	<0.1					
3/29/2016		1.33			3.48				
5/17/2016		1.37							
5/18/2016			0.0252 (J)	<0.1	3.61				
7/11/2016				<0.1					
7/13/2016			<0.1		3.7			1.63	
7/14/2016									1.73
7/18/2016		1.31							
8/22/2016								1.32	1.66
9/13/2016			<0.1					1.85	1.85
9/14/2016		1.28		<0.1	3.53				
11/14/2016		1.31			3.51				
11/15/2016								2.12	2.09
11/16/2016			<0.1	<0.1					
1/3/2017								2.01	1.89
2/27/2017			<0.1						
2/28/2017		1.29			3.44				
3/1/2017				<0.1				1.47	1.88
5/22/2017			<0.1						
5/23/2017				<0.1				1.41	1.87
5/24/2017		1.17			3.31				
6/19/2017		1.24		<0.1	3.48				
6/20/2017								1.38	1.88
6/21/2017			<0.1						
8/14/2017		1.19	<0.1		3.4				
8/15/2017				<0.1				2.04	1.87
4/17/2018								1.66	2.04
4/19/2018		1.3	0.0258 (J)	<0.1	3.74				
10/1/2018		1.26			3.73				
10/2/2018			<0.1						
10/3/2018				<0.1					
10/4/2018								2.58	2.22
12/5/2018									
12/13/2018						1.73			
2/27/2019	2.03						2.79		
4/1/2019			<0.1	<0.1					
4/2/2019								1.5	2.03
4/3/2019		1.27			3.77				
9/17/2019	2.07								
9/18/2019		1.47	<0.1	<0.1	4.12	2.28	2.91	2.51	2.1
2/18/2020			<0.1						
2/19/2020									
2/25/2020		1.38			4.14	2.27	2.92		
2/26/2020	2.22							2.28	2.15
7/21/2020									
7/22/2020		1.37			3.86	2.64	2.79		
7/23/2020	1.93								
7/27/2020			<0.1						
7/28/2020								1.84	1.97

Time Series

Constituent: Boron (mg/L) Analysis Run 10/20/2020 1:23 PM

Plant Gaston Client: Southern Company Data: Gaston Ash Pond

	GN-AP-MW-23D	GN-AP-MW-23S
3/28/2016		
3/29/2016		
5/17/2016		
5/18/2016		
7/11/2016		
7/13/2016		
7/14/2016		
7/18/2016		
8/22/2016		
9/13/2016		
9/14/2016		
11/14/2016		
11/15/2016		
11/16/2016		
1/3/2017		
2/27/2017		
2/28/2017		
3/1/2017		
5/22/2017		
5/23/2017		
5/24/2017		
6/19/2017		
6/20/2017		
6/21/2017		
8/14/2017		
8/15/2017		
4/17/2018		
4/19/2018		
10/1/2018		
10/2/2018		
10/3/2018		
10/4/2018		
12/5/2018	1.24	1.13
12/13/2018		
2/27/2019		
4/1/2019		
4/2/2019		
4/3/2019		
9/17/2019		0.735
9/18/2019	1.42	
2/18/2020		
2/19/2020	1.54	1.2
2/25/2020		
2/26/2020		
7/21/2020	1.42	0.743
7/22/2020		
7/23/2020		
7/27/2020		
7/28/2020		

Time Series

Constituent: Boron (mg/L) Analysis Run 10/20/2020 1:23 PM

Plant Gaston Client: Southern Company Data: Gaston Ash Pond

	GN-AP-MW-26	GN-AP-MW-27	GN-AP-MW-28H	GN-AP-MW-29H	GN-AP-MW-3 (bg)	GN-AP-MW-30H	GN-AP-MW-31VR	GN-AP-MW-32V	GN-AP-MW-33V
3/28/2016					<0.1				
5/17/2016					<0.1				
7/11/2016					<0.1				
9/14/2016					<0.1				
11/16/2016					<0.1				
3/1/2017					<0.1				
5/23/2017					<0.1				
6/19/2017					<0.1				
8/15/2017					<0.1				
4/19/2018					<0.1				
10/3/2018					<0.1				
12/5/2018		0.82							
12/6/2018	1.38								
2/26/2019			0.754	1.17					
4/2/2019					<0.1				
9/16/2019			0.805						
9/17/2019				1.18	<0.1				
9/18/2019	1.33	1.23							
9/26/2019				1.22					
10/22/2019						0.0484 (J)			
2/19/2020	1.34				<0.1	0.0595 (J)			
2/25/2020		0.352	0.789	1.21					0.337
2/26/2020								0.446	
4/29/2020							0.204		
7/20/2020								0.369	
7/21/2020		0.658							0.247
7/22/2020	1.18								
7/23/2020						0.0482 (J)			
7/27/2020					<0.1		0.157		
7/29/2020			0.779	1.16					

Time Series

Constituent: Boron (mg/L) Analysis Run 10/20/2020 1:23 PM

Plant Gaston Client: Southern Company Data: Gaston Ash Pond

	GN-AP-MW-34V	GN-AP-MW-35V
3/28/2016		
5/17/2016		
7/11/2016		
9/14/2016		
11/16/2016		
3/1/2017		
5/23/2017		
6/19/2017		
8/15/2017		
4/19/2018		
10/3/2018		
12/5/2018		
12/6/2018		
2/26/2019		
4/2/2019		
9/16/2019		
9/17/2019		
9/18/2019		
9/26/2019		
10/22/2019		
2/19/2020	2.82	
2/25/2020		
2/26/2020		
4/29/2020		0.184
7/20/2020		
7/21/2020	2.69	0.148
7/22/2020		
7/23/2020		
7/27/2020		
7/29/2020		

Time Series

Constituent: Boron (mg/L) Analysis Run 10/20/2020 1:23 PM

Plant Gaston Client: Southern Company Data: Gaston Ash Pond

	GN-AP-MW-36V	GN-AP-MW-37V	GN-AP-MW-4	GN-AP-MW-5	GN-AP-MW-6	GN-AP-MW-7	GN-AP-MW-8	GN-AP-MW-9	GN-AP-PW-18-3
3/29/2016							0.161		
3/30/2016			0.193	1.82	2.89	1.85			
4/4/2016								<0.1	
5/17/2016			0.201						
5/19/2016					2.84	1.66			
5/23/2016				2.11			0.197	<0.1	
7/11/2016			0.375						
7/12/2016							0.17	<0.1	
7/13/2016					2.41	1.58			
7/14/2016				2.18					
9/13/2016				2.13	2.06	0.674	0.114	<0.1	
9/14/2016			0.507						
11/15/2016				2.22	2.08	1.72	0.0853 (J)	0.0256 (J)	
11/16/2016			0.655						
2/28/2017			0.364				0.0452 (J)	0.021 (J)	
3/1/2017				2.24	2.25	1.84			
5/23/2017				2.2	2.11	1.69			
5/24/2017			0.352				0.113	<0.1	
6/20/2017				2.2	2.5	1.75	0.0853 (J)	<0.1	
6/21/2017			0.263						
8/15/2017			0.23	2.16	1.34	1.68	0.0862 (J)		
8/16/2017								<0.1 (U*)	
4/17/2018				2.22	2.74	1.81	0.0649 (J)	0.0386 (J)	
4/19/2018			0.305						
10/1/2018				2.64			0.03 (J)	<0.1	
10/3/2018			0.952						
10/4/2018					2.38	2.34			
12/11/2018									3.89
4/1/2019							0.0345 (J)	<0.1	
4/2/2019			0.271	1.78	2.66	1.64			
9/17/2019			0.619				0.0439 (J)	<0.1	
9/18/2019				2.31	2.68	2.16			
2/17/2020								<0.1	
2/18/2020			0.281						
2/25/2020							<0.1		
2/26/2020				0.84	2.94	1.99			
4/29/2020	0.182	0.317							
7/20/2020	0.222	0.393							
7/27/2020			0.3						
7/28/2020				2.05	2.79	1.81			
7/29/2020							<0.1	<0.1	

Time Series

Constituent: Boron (mg/L) Analysis Run 10/20/2020 1:23 PM

Plant Gaston Client: Southern Company Data: Gaston Ash Pond

	GN-AP-PW-18-6B	GN-AP-PW-18-9
3/29/2016		
3/30/2016		
4/4/2016		
5/17/2016		
5/19/2016		
5/23/2016		
7/11/2016		
7/12/2016		
7/13/2016		
7/14/2016		
9/13/2016		
9/14/2016		
11/15/2016		
11/16/2016		
2/28/2017		
3/1/2017		
5/23/2017		
5/24/2017		
6/20/2017		
6/21/2017		
8/15/2017		
8/16/2017		
4/17/2018		
4/19/2018		
10/1/2018		
10/3/2018		
10/4/2018		
12/11/2018	6.45	11.1
4/1/2019		
4/2/2019		
9/17/2019		
9/18/2019		
2/17/2020		
2/18/2020		
2/25/2020		
2/26/2020		
4/29/2020		
7/20/2020		
7/27/2020		
7/28/2020		
7/29/2020		

Time Series

Constituent: Cadmium (mg/L) Analysis Run 10/20/2020 1:23 PM

Plant Gaston Client: Southern Company Data: Gaston Ash Pond

	GN-AP-MW-1	GN-AP-MW-10	GN-AP-MW-11	GN-AP-MW-12	GN-AP-MW-13	GN-AP-MW-14	GN-AP-MW-15R	GN-AP-MW-16	GN-AP-MW-16V
3/28/2016						0.00133	<0.001		
3/29/2016	<0.001							<0.001	
3/30/2016		<0.001	<0.001	<0.001	<0.001				
5/17/2016		<0.001				<0.001		<0.001	
5/18/2016			<0.001	<0.001	<0.001				
5/19/2016	<0.001						<0.001		
7/11/2016						<0.001	<0.001		
7/12/2016	<0.001								
7/13/2016		<0.001	<0.001	<0.001					
7/14/2016					<0.001			<0.001	
8/22/2016							<0.001		
9/12/2016				<0.001	<0.001				
9/13/2016	<0.001	<0.001	<0.001			<0.001		<0.001	
9/14/2016							<0.001		
11/14/2016			<0.001	<0.001	<0.001			<0.001	
11/15/2016	<0.001	<0.001				<0.001	<0.001		
11/16/2016									
1/3/2017							<0.001		
2/27/2017						<0.001	<0.001		
2/28/2017	<0.001	<0.001	<0.001	<0.001	<0.001			<0.001	
5/22/2017		<0.001	<0.001				<0.001		
5/23/2017	<0.001								
5/24/2017				<0.001	<0.001	<0.001		<0.001	
6/19/2017	<0.001	<0.001	<0.001					<0.001	
6/20/2017							<0.001		
6/21/2017				<0.001	<0.001	<0.001			
1/9/2018			<0.001	<0.001	<0.001	<0.001	<0.001	<0.001	
1/10/2018	<0.001	<0.001							
4/16/2018		<0.001	<0.001	<0.001					
4/17/2018	<0.001								
4/19/2018					<0.001	<0.001	<0.001	<0.001	
10/1/2018	<0.001							<0.001	
10/2/2018		<0.001							
10/4/2018			<0.001	<0.001					
10/5/2018					<0.001	<0.001	<0.001		
12/17/2018									
2/25/2019									<0.001
4/1/2019	<0.001								
4/3/2019		<0.001	<0.001	<0.001	<0.001	<0.001	<0.001	<0.001	
5/7/2019							<0.001		
9/16/2019		<0.001	<0.001	<0.001				<0.001	<0.001
9/17/2019	<0.001				<0.001	<0.001			
9/18/2019							<0.001		
2/17/2020		<0.001	<0.001						
2/18/2020				<0.001					
2/19/2020					<0.001	<0.001			
2/25/2020							<0.001	<0.001	<0.001
2/26/2020									
7/22/2020		<0.001	<0.001						
7/23/2020						<0.001			
7/27/2020				<0.001	<0.001				
7/28/2020							<0.001	<0.001	<0.001

Time Series

Constituent: Cadmium (mg/L) Analysis Run 10/20/2020 1:23 PM

Plant Gaston Client: Southern Company Data: Gaston Ash Pond

	GN-AP-MW-1	GN-AP-MW-10	GN-AP-MW-11	GN-AP-MW-12	GN-AP-MW-13	GN-AP-MW-14	GN-AP-MW-15R	GN-AP-MW-16	GN-AP-MW-16V
7/29/2020									

Time Series

Constituent: Cadmium (mg/L) Analysis Run 10/20/2020 1:23 PM

Plant Gaston Client: Southern Company Data: Gaston Ash Pond

	GN-AP-MW-17	GN-AP-MW-17SV
3/28/2016		
3/29/2016	0.000357 (J)	
3/30/2016		
5/17/2016	0.000216 (J)	
5/18/2016		
5/19/2016		
7/11/2016		
7/12/2016		
7/13/2016		
7/14/2016	0.000277 (J)	
8/22/2016		
9/12/2016		
9/13/2016	0.000203 (J)	
9/14/2016		
11/14/2016		
11/15/2016		
11/16/2016	0.00027 (J)	
1/3/2017		
2/27/2017		
2/28/2017	0.000351 (J)	
5/22/2017		
5/23/2017		
5/24/2017	0.000339 (J)	
6/19/2017	0.000318 (J)	
6/20/2017		
6/21/2017		
1/9/2018	<0.001	
1/10/2018		
4/16/2018		
4/17/2018		
4/19/2018	0.000415 (J)	
10/1/2018	0.000491 (J)	
10/2/2018		
10/4/2018		
10/5/2018		
12/17/2018		<0.001
2/25/2019		
4/1/2019		
4/3/2019	0.00051 (J)	
5/7/2019		
9/16/2019		
9/17/2019	<0.001	
9/18/2019		<0.001
2/17/2020		
2/18/2020		
2/19/2020		
2/25/2020		
2/26/2020	<0.001	<0.001
7/22/2020		
7/23/2020		<0.001
7/27/2020		
7/28/2020		

Time Series

Constituent: Cadmium (mg/L) Analysis Run 10/20/2020 1:23 PM

Plant Gaston Client: Southern Company Data: Gaston Ash Pond

	GN-AP-MW-17	GN-AP-MW-17SV
7/29/2020	<0.001	

Time Series

Constituent: Cadmium (mg/L) Analysis Run 10/20/2020 1:23 PM

Plant Gaston Client: Southern Company Data: Gaston Ash Pond

	GN-AP-MW-17V	GN-AP-MW-18	GN-AP-MW-19	GN-AP-MW-2 (bg)	GN-AP-MW-20	GN-AP-MW-20SV	GN-AP-MW-20V	GN-AP-MW-21	GN-AP-MW-22
3/28/2016			<0.001	<0.001					
3/29/2016		<0.001			<0.001				
5/17/2016		<0.001							
5/18/2016			<0.001	<0.001	<0.001				
7/11/2016				<0.001					
7/13/2016			<0.001		<0.001			<0.001	
7/14/2016									<0.001
7/18/2016		<0.001							
8/22/2016								<0.001	<0.001
9/13/2016			<0.001					<0.001	<0.001
9/14/2016		<0.001		<0.001	<0.001				
11/14/2016		<0.001			<0.001				
11/15/2016								<0.001	<0.001
11/16/2016			<0.001	<0.001					
1/3/2017								<0.001	<0.001
2/27/2017			<0.001						
2/28/2017		<0.001			<0.001				
3/1/2017				<0.001				<0.001	<0.001
5/22/2017			<0.001						
5/23/2017				<0.001				<0.001	<0.001
5/24/2017		<0.001			<0.001				
6/19/2017		<0.001		<0.001	<0.001				
6/20/2017								<0.001	<0.001
6/21/2017			<0.001						
1/9/2018		<0.001			<0.001				<0.001
1/10/2018			<0.001	<0.001				<0.001	
4/17/2018								<0.001	<0.001
4/19/2018		<0.001	<0.001	<0.001	<0.001				
10/1/2018		<0.001			<0.001				
10/2/2018			<0.001						
10/3/2018				<0.001					
10/4/2018								<0.001	<0.001
12/5/2018									
12/13/2018						<0.001			
2/27/2019	0.000302 (J)						<0.001		
4/1/2019			<0.001	<0.001					
4/2/2019								<0.001	<0.001
4/3/2019		<0.001			<0.001				
9/17/2019	<0.001								
9/18/2019		<0.001	<0.001	<0.001	<0.001	<0.001	<0.001	<0.001	<0.001
2/18/2020			<0.001						
2/19/2020									
2/25/2020		<0.001			<0.001	<0.001	<0.001		
2/26/2020	<0.001							<0.001	<0.001
7/21/2020									
7/22/2020		<0.001			<0.001	<0.001	<0.001		
7/23/2020	<0.001								
7/27/2020			<0.001						
7/28/2020								<0.001	<0.001

Time Series

Constituent: Cadmium (mg/L) Analysis Run 10/20/2020 1:23 PM

Plant Gaston Client: Southern Company Data: Gaston Ash Pond

	GN-AP-MW-23D	GN-AP-MW-23S
3/28/2016		
3/29/2016		
5/17/2016		
5/18/2016		
7/11/2016		
7/13/2016		
7/14/2016		
7/18/2016		
8/22/2016		
9/13/2016		
9/14/2016		
11/14/2016		
11/15/2016		
11/16/2016		
1/3/2017		
2/27/2017		
2/28/2017		
3/1/2017		
5/22/2017		
5/23/2017		
5/24/2017		
6/19/2017		
6/20/2017		
6/21/2017		
1/9/2018		
1/10/2018		
4/17/2018		
4/19/2018		
10/1/2018		
10/2/2018		
10/3/2018		
10/4/2018		
12/5/2018	<0.001	<0.001
12/13/2018		
2/27/2019		
4/1/2019		
4/2/2019		
4/3/2019		
9/17/2019		<0.001
9/18/2019	<0.001	
2/18/2020		
2/19/2020	<0.001	<0.001
2/25/2020		
2/26/2020		
7/21/2020	<0.001	<0.001
7/22/2020		
7/23/2020		
7/27/2020		
7/28/2020		

Time Series

Constituent: Cadmium (mg/L) Analysis Run 10/20/2020 1:23 PM

Plant Gaston Client: Southern Company Data: Gaston Ash Pond

	GN-AP-MW-26	GN-AP-MW-27	GN-AP-MW-28H	GN-AP-MW-29H	GN-AP-MW-3 (bg)	GN-AP-MW-30H	GN-AP-MW-31VR	GN-AP-MW-32V	GN-AP-MW-33V
3/28/2016					<0.001				
5/17/2016					<0.001				
7/11/2016					<0.001				
9/14/2016					<0.001				
11/16/2016					<0.001				
3/1/2017					<0.001				
5/23/2017					<0.001				
6/19/2017					<0.001				
1/10/2018					<0.001				
4/19/2018					<0.001				
10/3/2018					<0.001				
12/5/2018		<0.001							
12/6/2018	<0.001								
2/26/2019			<0.001	<0.001					
4/2/2019					<0.001				
9/16/2019			<0.001						
9/17/2019				<0.001	<0.001				
9/18/2019	<0.001	<0.001							
9/26/2019				<0.001					
10/22/2019						<0.001			
2/19/2020	<0.001				<0.001	<0.001			
2/25/2020		<0.001	<0.001	<0.001					<0.001
2/26/2020								<0.001	
4/29/2020							<0.001		
7/20/2020								<0.001	
7/21/2020		<0.001							<0.001
7/22/2020	<0.001								
7/23/2020						<0.001			
7/27/2020					<0.001		<0.001		
7/29/2020			<0.001	<0.001					

Time Series

Constituent: Cadmium (mg/L) Analysis Run 10/20/2020 1:23 PM

Plant Gaston Client: Southern Company Data: Gaston Ash Pond

	GN-AP-MW-34V	GN-AP-MW-35V
3/28/2016		
5/17/2016		
7/11/2016		
9/14/2016		
11/16/2016		
3/1/2017		
5/23/2017		
6/19/2017		
1/10/2018		
4/19/2018		
10/3/2018		
12/5/2018		
12/6/2018		
2/26/2019		
4/2/2019		
9/16/2019		
9/17/2019		
9/18/2019		
9/26/2019		
10/22/2019		
2/19/2020	<0.001	
2/25/2020		
2/26/2020		
4/29/2020		<0.001
7/20/2020		
7/21/2020	<0.001	<0.001
7/22/2020		
7/23/2020		
7/27/2020		
7/29/2020		

Time Series

Constituent: Cadmium (mg/L) Analysis Run 10/20/2020 1:23 PM

Plant Gaston Client: Southern Company Data: Gaston Ash Pond

	GN-AP-MW-36V	GN-AP-MW-37V	GN-AP-MW-4	GN-AP-MW-5	GN-AP-MW-6	GN-AP-MW-7	GN-AP-MW-8	GN-AP-MW-9	GN-AP-PW-18-3
3/29/2016							<0.001		
3/30/2016			<0.001	<0.001	<0.001	<0.001			
4/4/2016								<0.001	
5/17/2016			<0.001						
5/19/2016					<0.001	<0.001			
5/23/2016				<0.001			<0.001	<0.001	
7/11/2016			<0.001						
7/12/2016							<0.001	<0.001	
7/13/2016					<0.001	<0.001			
7/14/2016				<0.001					
9/13/2016				<0.001	<0.001	<0.001	<0.001	<0.001	
9/14/2016			<0.001						
11/15/2016				<0.001	<0.001	<0.001	<0.001	<0.001	
11/16/2016			<0.001						
2/28/2017			<0.001				<0.001	<0.001	
3/1/2017				<0.001	<0.001	<0.001			
5/23/2017				<0.001	<0.001	<0.001			
5/24/2017			<0.001				<0.001	<0.001	
6/20/2017				<0.001	<0.001	<0.001	<0.001	<0.001	
6/21/2017			<0.001						
1/9/2018				<0.001					
1/10/2018			<0.001		<0.001	<0.001	<0.001	<0.001	
4/17/2018				<0.001	<0.001	<0.001	<0.001	<0.001	
4/19/2018			<0.001						
10/1/2018				<0.001			<0.001	<0.001	
10/3/2018			<0.001						
10/4/2018					<0.001	<0.001			
12/11/2018									0.000756 (J)
4/1/2019							<0.001	<0.001	
4/2/2019			<0.001	<0.001	<0.001	<0.001			
9/17/2019			<0.001				<0.001	<0.001	
9/18/2019				<0.001	<0.001	<0.001			
2/17/2020								<0.001	
2/18/2020			<0.001						
2/25/2020							<0.001		
2/26/2020				<0.001	<0.001	<0.001			
4/29/2020	<0.001	<0.001							
7/20/2020	<0.001	<0.001							
7/27/2020			<0.001						
7/28/2020				<0.001	<0.001	<0.001			
7/29/2020							<0.001	<0.001	

Time Series

Constituent: Cadmium (mg/L) Analysis Run 10/20/2020 1:23 PM

Plant Gaston Client: Southern Company Data: Gaston Ash Pond

	GN-AP-PW-18-6B	GN-AP-PW-18-9
3/29/2016		
3/30/2016		
4/4/2016		
5/17/2016		
5/19/2016		
5/23/2016		
7/11/2016		
7/12/2016		
7/13/2016		
7/14/2016		
9/13/2016		
9/14/2016		
11/15/2016		
11/16/2016		
2/28/2017		
3/1/2017		
5/23/2017		
5/24/2017		
6/20/2017		
6/21/2017		
1/9/2018		
1/10/2018		
4/17/2018		
4/19/2018		
10/1/2018		
10/3/2018		
10/4/2018		
12/11/2018	0.000898 (J)	0.00129
4/1/2019		
4/2/2019		
9/17/2019		
9/18/2019		
2/17/2020		
2/18/2020		
2/25/2020		
2/26/2020		
4/29/2020		
7/20/2020		
7/27/2020		
7/28/2020		
7/29/2020		

Time Series

Constituent: Calcium (mg/L) Analysis Run 10/20/2020 1:23 PM

Plant Gaston Client: Southern Company Data: Gaston Ash Pond

	GN-AP-MW-1	GN-AP-MW-10	GN-AP-MW-11	GN-AP-MW-12	GN-AP-MW-13	GN-AP-MW-14	GN-AP-MW-15R	GN-AP-MW-16	GN-AP-MW-16V
3/28/2016						124	79.7		
3/29/2016	45.6							43.2	
3/30/2016		38.2	36.4	63.4	46.6				
5/17/2016		33.9				74.6		41.4	
5/18/2016			34.7	57.5	46.1				
5/19/2016	49.7						91.5		
7/11/2016						68.9	38.1		
7/12/2016	53.8								
7/13/2016		36.7	36.4	62.9					
7/14/2016					45.6			41.9	
8/22/2016							37.3		
9/12/2016				60.1	44.1				
9/13/2016	53.5	38.1	35.6			80.3		39.6	
9/14/2016							36.5		
11/14/2016			36.2	61.4	46			41	
11/15/2016	55.1	38				102	36.8		
11/16/2016									
1/3/2017							38		
2/27/2017						77.9	36.8		
2/28/2017	55.3	39.4	35.4	62.6	45			41.8	
5/22/2017		37.4	34.4				36.9		
5/23/2017	55.7								
5/24/2017				62.3	44.3	72.9		39.8	
6/19/2017	55.1	37.4	34.8					40.2	
6/20/2017							36.9		
6/21/2017				63	44.7	80			
8/14/2017		36.4	34.6	60.6	43.5		39.5	41.3	
8/15/2017	57					72.1			
4/16/2018		38.7	37.4	64.6					
4/17/2018	56.4								
4/19/2018					45.8	59.6	43.4	42.3	
10/1/2018	57.2							41.5	
10/2/2018		39.7							
10/4/2018			40.8	74.5					
10/5/2018					46.8	123	163		
12/17/2018									
2/25/2019									36.8
4/1/2019	59.2								
4/3/2019		40	44.1	67.8	46.9	63.1	209	45.7	
5/7/2019							175		
9/16/2019		39.1	40.2	69.5				61.3	38.7
9/17/2019	60.7				48.3	74.9			
9/18/2019							139		
2/17/2020		39.7	41						
2/18/2020				73.1					
2/19/2020					46.7	69.9			
2/25/2020							120	50	38.8
2/26/2020									
7/22/2020		38.5	39						
7/23/2020						88.6			
7/27/2020				65.7	45.5				
7/28/2020							102	48.1	38.6

Time Series

Constituent: Calcium (mg/L) Analysis Run 10/20/2020 1:23 PM

Plant Gaston Client: Southern Company Data: Gaston Ash Pond

	GN-AP-MW-1	GN-AP-MW-10	GN-AP-MW-11	GN-AP-MW-12	GN-AP-MW-13	GN-AP-MW-14	GN-AP-MW-15R	GN-AP-MW-16	GN-AP-MW-16V
7/29/2020									

Time Series

Constituent: Calcium (mg/L) Analysis Run 10/20/2020 1:23 PM

Plant Gaston Client: Southern Company Data: Gaston Ash Pond

	GN-AP-MW-17	GN-AP-MW-17SV
3/28/2016		
3/29/2016	77.4	
3/30/2016		
5/17/2016	70.3	
5/18/2016		
5/19/2016		
7/11/2016		
7/12/2016		
7/13/2016		
7/14/2016	73	
8/22/2016		
9/12/2016		
9/13/2016	70.7	
9/14/2016		
11/14/2016		
11/15/2016		
11/16/2016	51.7	
1/3/2017		
2/27/2017		
2/28/2017	73.1	
5/22/2017		
5/23/2017		
5/24/2017	70.6	
6/19/2017	67.7	
6/20/2017		
6/21/2017		
8/14/2017	72.8	
8/15/2017		
4/16/2018		
4/17/2018		
4/19/2018	80.8	
10/1/2018	102	
10/2/2018		
10/4/2018		
10/5/2018		
12/17/2018		79.5
2/25/2019		
4/1/2019		
4/3/2019	116	
5/7/2019		
9/16/2019		
9/17/2019	131	
9/18/2019		101
2/17/2020		
2/18/2020		
2/19/2020		
2/25/2020		
2/26/2020	102	87.1
7/22/2020		
7/23/2020		87
7/27/2020		
7/28/2020		

Time Series

Constituent: Calcium (mg/L) Analysis Run 10/20/2020 1:23 PM

Plant Gaston Client: Southern Company Data: Gaston Ash Pond

	GN-AP-MW-17	GN-AP-MW-17SV
7/29/2020	103	

Time Series

Constituent: Calcium (mg/L) Analysis Run 10/20/2020 1:23 PM

Plant Gaston Client: Southern Company Data: Gaston Ash Pond

	GN-AP-MW-17V	GN-AP-MW-18	GN-AP-MW-19	GN-AP-MW-2 (bg)	GN-AP-MW-20	GN-AP-MW-20SV	GN-AP-MW-20V	GN-AP-MW-21	GN-AP-MW-22
3/28/2016			46	34.2					
3/29/2016		104			163				
5/17/2016		110							
5/18/2016			42.9	32.6	160				
7/11/2016				32.5					
7/13/2016			43.1		158			66.6	
7/14/2016									61.5
7/18/2016		109							
8/22/2016								52.8	71.3
9/13/2016			44.1					68	70.3
9/14/2016		101		32.1	156				
11/14/2016		105			156				
11/15/2016								75.2	69
11/16/2016			42.7	33.4					
1/3/2017								80.9	77.4
2/27/2017			43.1						
2/28/2017		108			150				
3/1/2017				33.3				58	77.4
5/22/2017			41.9						
5/23/2017				32.7				56.3	76.6
5/24/2017		102			150				
6/19/2017		107		32.6	153				
6/20/2017								56.8	83.6
6/21/2017			41.8						
8/14/2017		105	43		159				
8/15/2017				31.5				54.5	81.8
4/17/2018								64.5	94.1
4/19/2018		113	43.2	34.2	192				
10/1/2018		123			184				
10/2/2018			43.8						
10/3/2018				38.6					
10/4/2018								102	99.5
12/5/2018									
12/13/2018						117			
2/27/2019	55.8						115		
4/1/2019			45.6	35.8					
4/2/2019								61.1	134
4/3/2019		139			206				
9/17/2019	94								
9/18/2019		126	45.6	35	172	128	124	98.3	102
2/18/2020			45.5						
2/19/2020									
2/25/2020		119			178	123	124		
2/26/2020	66.6							95.5	95.9
7/21/2020									
7/22/2020		117			161	132	119		
7/23/2020	62								
7/27/2020			42.6						
7/28/2020								80.8	92.3

Time Series

Constituent: Calcium (mg/L) Analysis Run 10/20/2020 1:23 PM

Plant Gaston Client: Southern Company Data: Gaston Ash Pond

	GN-AP-MW-23D	GN-AP-MW-23S
3/28/2016		
3/29/2016		
5/17/2016		
5/18/2016		
7/11/2016		
7/13/2016		
7/14/2016		
7/18/2016		
8/22/2016		
9/13/2016		
9/14/2016		
11/14/2016		
11/15/2016		
11/16/2016		
1/3/2017		
2/27/2017		
2/28/2017		
3/1/2017		
5/22/2017		
5/23/2017		
5/24/2017		
6/19/2017		
6/20/2017		
6/21/2017		
8/14/2017		
8/15/2017		
4/17/2018		
4/19/2018		
10/1/2018		
10/2/2018		
10/3/2018		
10/4/2018		
12/5/2018	31.2	72.5
12/13/2018		
2/27/2019		
4/1/2019		
4/2/2019		
4/3/2019		
9/17/2019		66.8
9/18/2019	41.9	
2/18/2020		
2/19/2020	61.5	73.5
2/25/2020		
2/26/2020		
7/21/2020	37.8	64.2
7/22/2020		
7/23/2020		
7/27/2020		
7/28/2020		

Time Series

Constituent: Calcium (mg/L) Analysis Run 10/20/2020 1:23 PM

Plant Gaston Client: Southern Company Data: Gaston Ash Pond

	GN-AP-MW-26	GN-AP-MW-27	GN-AP-MW-28H	GN-AP-MW-29H	GN-AP-MW-3 (bg)	GN-AP-MW-30H	GN-AP-MW-31VR	GN-AP-MW-32V	GN-AP-MW-33V
3/28/2016					31.6				
5/17/2016					29.6				
7/11/2016					30				
9/14/2016					30.6				
11/16/2016					30.4				
3/1/2017					<0.5 (o)				
5/23/2017					30.1				
6/19/2017					29.9				
8/15/2017					28.1				
4/19/2018					31.2				
10/3/2018					32.3				
12/5/2018		55.9							
12/6/2018	71.2								
2/26/2019			41	45					
4/2/2019					31.6				
9/16/2019			46.7						
9/17/2019				48.5	31.7				
9/18/2019	81.8	81.7							
9/26/2019				45.4					
10/22/2019						89.1			
2/19/2020	73.7				32.3	83.8			
2/25/2020		31.5	42.6	46.8					56.6
2/26/2020								43.5	
4/29/2020							56.5		
7/20/2020								69.3	
7/21/2020		54.3							46.8
7/22/2020	67.7								
7/23/2020						79.1			
7/27/2020					31		41.5		
7/29/2020			39.6	43.9					

Time Series

Constituent: Calcium (mg/L) Analysis Run 10/20/2020 1:23 PM

Plant Gaston Client: Southern Company Data: Gaston Ash Pond

	GN-AP-MW-34V	GN-AP-MW-35V
3/28/2016		
5/17/2016		
7/11/2016		
9/14/2016		
11/16/2016		
3/1/2017		
5/23/2017		
6/19/2017		
8/15/2017		
4/19/2018		
10/3/2018		
12/5/2018		
12/6/2018		
2/26/2019		
4/2/2019		
9/16/2019		
9/17/2019		
9/18/2019		
9/26/2019		
10/22/2019		
2/19/2020	124	
2/25/2020		
2/26/2020		
4/29/2020		50
7/20/2020		
7/21/2020	121	43.7
7/22/2020		
7/23/2020		
7/27/2020		
7/29/2020		

Time Series

Constituent: Calcium (mg/L) Analysis Run 10/20/2020 1:23 PM

Plant Gaston Client: Southern Company Data: Gaston Ash Pond

	GN-AP-MW-36V	GN-AP-MW-37V	GN-AP-MW-4	GN-AP-MW-5	GN-AP-MW-6	GN-AP-MW-7	GN-AP-MW-8	GN-AP-MW-9	GN-AP-PW-18-3
3/29/2016							58.2		
3/30/2016			53.6	68.3	75.7	96.4			
4/4/2016								32.3	
5/17/2016			50.5						
5/19/2016					69.7	84.5			
5/23/2016				63.1			52.1	31.3	
7/11/2016			56.5						
7/12/2016							53.6	31.6	
7/13/2016					62.7	84			
7/14/2016				67.7					
9/13/2016				67.8	48.3	58.2	53	31.2	
9/14/2016			58						
11/15/2016				68.4	51.8	87.9	51.5	31.5	
11/16/2016			61.8						
2/28/2017			56.8				51.4	29.7	
3/1/2017				71.8	58.4	96.8			
5/23/2017				70.6	54.8	88			
5/24/2017			55.5				50.8	30.4	
6/20/2017				73.8	67.9	87.5	49.8	30.8	
6/21/2017			51						
8/15/2017			48.9	65.7	52.5	89.4	51.6		
8/16/2017								30.5	
4/17/2018				90	77.1	100	52.2	32.9	
4/19/2018			56.5						
10/1/2018				79.6			50.8	32.4	
10/3/2018			73.5						
10/4/2018					61.2	106			
12/11/2018									118
4/1/2019							50.5	32.3	
4/2/2019			56.9	69.8	80.1	115			
9/17/2019			69.3				54.5	32.7	
9/18/2019				79.9	83.9	99.1			
2/17/2020								33.2	
2/18/2020			55.8						
2/25/2020							54.7		
2/26/2020				46.8	83.1	95.8			
4/29/2020	39.1	44.9							
7/20/2020	43.3	40.6							
7/27/2020			57						
7/28/2020				67.8	82.5	84.9			
7/29/2020							49.4	32.4	

Time Series

Constituent: Calcium (mg/L) Analysis Run 10/20/2020 1:23 PM

Plant Gaston Client: Southern Company Data: Gaston Ash Pond

	GN-AP-PW-18-6B	GN-AP-PW-18-9
3/29/2016		
3/30/2016		
4/4/2016		
5/17/2016		
5/19/2016		
5/23/2016		
7/11/2016		
7/12/2016		
7/13/2016		
7/14/2016		
9/13/2016		
9/14/2016		
11/15/2016		
11/16/2016		
2/28/2017		
3/1/2017		
5/23/2017		
5/24/2017		
6/20/2017		
6/21/2017		
8/15/2017		
8/16/2017		
4/17/2018		
4/19/2018		
10/1/2018		
10/3/2018		
10/4/2018		
12/11/2018	179	665
4/1/2019		
4/2/2019		
9/17/2019		
9/18/2019		
2/17/2020		
2/18/2020		
2/25/2020		
2/26/2020		
4/29/2020		
7/20/2020		
7/27/2020		
7/28/2020		
7/29/2020		

Time Series

Constituent: Chloride (mg/L) Analysis Run 10/20/2020 1:23 PM

Plant Gaston Client: Southern Company Data: Gaston Ash Pond

	GN-AP-MW-1	GN-AP-MW-10	GN-AP-MW-11	GN-AP-MW-12	GN-AP-MW-13	GN-AP-MW-14	GN-AP-MW-15R	GN-AP-MW-16	GN-AP-MW-16V
3/28/2016						2.11	21.9		
3/29/2016	2.16							10.8	
3/30/2016		4.59	6.36	21.4	4.69				
5/17/2016		3.94				2.38		10	
5/18/2016			5.93	19.6	4.35				
5/19/2016	2.11						20.9		
7/11/2016						2.42	23		
7/12/2016	2.93								
7/13/2016		3.32	5.93	19.6					
7/14/2016					4.33			10.1	
8/22/2016							23.3		
9/12/2016				19.7	4.4				
9/13/2016	2.91	2.91	5.92			2.34		10.4	
9/14/2016							23.6		
11/14/2016			5.95	19.7	4.76			10.4	
11/15/2016	2.72	2.75				2.55	23.8		
11/16/2016									
1/3/2017							24.1		
2/27/2017						5.8	27		
2/28/2017	3.5	3.2	6.7	22	6.1			12	
5/22/2017		3.7	7.1				28		
5/23/2017	3.7								
5/24/2017				22	5.4	5.9		12	
6/19/2017	3.2	3.7	6.2					11	
6/20/2017							27		
6/21/2017				21	5.2	3.6			
8/14/2017		3.1	6.7	21	5.6		27	12	
8/15/2017	2.9					4.9			
4/16/2018		3.3	6.2	20					
4/17/2018	3.3								
4/19/2018					4.6	6.5	32	12	
10/1/2018	2.3							14	
10/2/2018		2.6							
10/4/2018			6.9	21					
10/5/2018					5.1	3.5	120		
12/17/2018									
2/25/2019									16.4
4/1/2019	4.75								
4/3/2019		2.7	6.35	19.7	4.85	5.72	156	15.9	
5/7/2019							180		
9/16/2019		2.54	6.49	19.8				20.4	23.5
9/17/2019	4.14				4.83	4.16			
9/18/2019							142		
2/17/2020		2.61	6.66						
2/18/2020				19.6					
2/19/2020					5.02	4.9			
2/25/2020							138	17.7	25.1
2/26/2020									
7/22/2020		2.53	6.75						
7/23/2020						3.1			
7/27/2020				19.8	5.2				
7/28/2020							110	17.4	20.7

Time Series

Constituent: Chloride (mg/L) Analysis Run 10/20/2020 1:23 PM

Plant Gaston Client: Southern Company Data: Gaston Ash Pond

	GN-AP-MW-1	GN-AP-MW-10	GN-AP-MW-11	GN-AP-MW-12	GN-AP-MW-13	GN-AP-MW-14	GN-AP-MW-15R	GN-AP-MW-16	GN-AP-MW-16V
7/29/2020									

Time Series

Constituent: Chloride (mg/L) Analysis Run 10/20/2020 1:23 PM

Plant Gaston Client: Southern Company Data: Gaston Ash Pond

	GN-AP-MW-17	GN-AP-MW-17SV
3/28/2016		
3/29/2016	14.7	
3/30/2016		
5/17/2016	13.8	
5/18/2016		
5/19/2016		
7/11/2016		
7/12/2016		
7/13/2016		
7/14/2016	13.8	
8/22/2016		
9/12/2016		
9/13/2016	14.1	
9/14/2016		
11/14/2016		
11/15/2016		
11/16/2016	14.2	
1/3/2017		
2/27/2017		
2/28/2017	17	
5/22/2017		
5/23/2017		
5/24/2017	17	
6/19/2017	16	
6/20/2017		
6/21/2017		
8/14/2017	17	
8/15/2017		
4/16/2018		
4/17/2018		
4/19/2018	21	
10/1/2018	30	
10/2/2018		
10/4/2018		
10/5/2018		
12/17/2018		22
2/25/2019		
4/1/2019		
4/3/2019	38	
5/7/2019		
9/16/2019		
9/17/2019	43.2	
9/18/2019		29.6
2/17/2020		
2/18/2020		
2/19/2020		
2/25/2020		
2/26/2020	27.7	28.8
7/22/2020		
7/23/2020		27.9
7/27/2020		
7/28/2020		

Time Series

Constituent: Chloride (mg/L) Analysis Run 10/20/2020 1:23 PM

Plant Gaston Client: Southern Company Data: Gaston Ash Pond

	GN-AP-MW-17	GN-AP-MW-17SV
7/29/2020	26.5	

Time Series

Constituent: Chloride (mg/L) Analysis Run 10/20/2020 1:23 PM

Plant Gaston Client: Southern Company Data: Gaston Ash Pond

	GN-AP-MW-17V	GN-AP-MW-18	GN-AP-MW-19	GN-AP-MW-2 (bg)	GN-AP-MW-20	GN-AP-MW-20SV	GN-AP-MW-20V	GN-AP-MW-21	GN-AP-MW-22
3/28/2016			9.86	1.73					
3/29/2016		11.1			17.2				
5/17/2016		10.3							
5/18/2016			9.4	1.4	16.2				
7/11/2016				1.73					
7/13/2016			10.3		16.2			34.8	
7/14/2016									26.9
7/18/2016		10.3							
8/22/2016								25.1	37.6
9/13/2016			9.68					34.1	30
9/14/2016		10.3		2.24	16.2				
11/14/2016		10.3			16.1				
11/15/2016								40.1	22.7
11/16/2016			10.2	3.57					
1/3/2017								38.5	26.5
2/27/2017			12						
2/28/2017		12			18				
3/1/2017				3.4				23	56
5/22/2017			12						
5/23/2017				2.4				21	48
5/24/2017		13			18				
6/19/2017		12		1.9 (J)	18				
6/20/2017								22	58
6/21/2017			12						
8/14/2017		12	12		18				
8/15/2017				5.4				21	61
4/17/2018								29	61
4/19/2018		12	11	1.8 (J)	17				
10/1/2018		13			19				
10/2/2018			<2						
10/3/2018				<2					
10/4/2018								58	61
12/5/2018									
1/2/2019						13			
2/27/2019	23.8						16.5		
4/1/2019			11.9	1.36					
4/2/2019								27	67.3
4/3/2019		12.1			17.9				
9/17/2019	30.8								
9/18/2019		12.2	11.6	1.53	18.7	14.7	15.9	64	46.3
2/18/2020			11.4						
2/19/2020									
2/25/2020		12.2			19	17.8	16.4		
2/26/2020	27.2							56.3	62.2
7/21/2020									
7/22/2020		12.3			19.3	23.1	18.5		
7/23/2020	27								
7/27/2020			12.1						
7/28/2020								47	66.1

Time Series

Constituent: Chloride (mg/L) Analysis Run 10/20/2020 1:23 PM

Plant Gaston Client: Southern Company Data: Gaston Ash Pond

	GN-AP-MW-23D	GN-AP-MW-23S
3/28/2016		
3/29/2016		
5/17/2016		
5/18/2016		
7/11/2016		
7/13/2016		
7/14/2016		
7/18/2016		
8/22/2016		
9/13/2016		
9/14/2016		
11/14/2016		
11/15/2016		
11/16/2016		
1/3/2017		
2/27/2017		
2/28/2017		
3/1/2017		
5/22/2017		
5/23/2017		
5/24/2017		
6/19/2017		
6/20/2017		
6/21/2017		
8/14/2017		
8/15/2017		
4/17/2018		
4/19/2018		
10/1/2018		
10/2/2018		
10/3/2018		
10/4/2018		
12/5/2018	69	57
1/2/2019		
2/27/2019		
4/1/2019		
4/2/2019		
4/3/2019		
9/17/2019		44.7
9/18/2019	60.7	
2/18/2020		
2/19/2020	64	42
2/25/2020		
2/26/2020		
7/21/2020	65.3	45
7/22/2020		
7/23/2020		
7/27/2020		
7/28/2020		

Time Series

Constituent: Chloride (mg/L) Analysis Run 10/20/2020 1:23 PM

Plant Gaston Client: Southern Company Data: Gaston Ash Pond

	GN-AP-MW-26	GN-AP-MW-27	GN-AP-MW-28H	GN-AP-MW-29H	GN-AP-MW-3 (bg)	GN-AP-MW-30H	GN-AP-MW-31VR	GN-AP-MW-32V	GN-AP-MW-33V
3/28/2016					2.48				
5/17/2016					1.9				
7/11/2016					1.93				
9/14/2016					1.77				
11/16/2016					1.98				
3/1/2017					2.3				
5/23/2017					2.2				
6/19/2017					1.7 (J)				
8/15/2017					2.1				
4/19/2018					1.7 (J)				
10/3/2018					1.7 (J)				
12/5/2018		56							
12/6/2018	43								
2/26/2019			12.7	16.4					
4/2/2019					1.65				
9/16/2019			15.6						
9/17/2019				20.5	1.93				
9/18/2019	41.5	56.7							
9/26/2019				21.5					
10/22/2019						32.3			
2/19/2020	43.2				1.81	31.5			
2/25/2020		22.1	16.9	25.5					29.2
2/26/2020								20.1	
4/29/2020							25.4		
7/20/2020								43.1	
7/21/2020		35							27.7
7/22/2020	37								
7/23/2020						30.4			
7/27/2020					1.83		33		
7/29/2020			17.5	25.5					

Time Series

Constituent: Chloride (mg/L) Analysis Run 10/20/2020 1:23 PM

Plant Gaston Client: Southern Company Data: Gaston Ash Pond

	GN-AP-MW-34V	GN-AP-MW-35V
3/28/2016		
5/17/2016		
7/11/2016		
9/14/2016		
11/16/2016		
3/1/2017		
5/23/2017		
6/19/2017		
8/15/2017		
4/19/2018		
10/3/2018		
12/5/2018		
12/6/2018		
2/26/2019		
4/2/2019		
9/16/2019		
9/17/2019		
9/18/2019		
9/26/2019		
10/22/2019		
2/19/2020	17.5	
2/25/2020		
2/26/2020		
4/29/2020		5.78
7/20/2020		
7/21/2020	18.1	8.95
7/22/2020		
7/23/2020		
7/27/2020		
7/29/2020		

Time Series

Constituent: Chloride (mg/L) Analysis Run 10/20/2020 1:23 PM

Plant Gaston Client: Southern Company Data: Gaston Ash Pond

	GN-AP-MW-36V	GN-AP-MW-37V	GN-AP-MW-4	GN-AP-MW-5	GN-AP-MW-6	GN-AP-MW-7	GN-AP-MW-8	GN-AP-MW-9	GN-AP-PW-18-3
3/29/2016							5.14		
3/30/2016			12.9	31.9	30.8	16.9			
4/4/2016								5.89	
5/17/2016			12						
5/19/2016					28.7	14.9			
5/23/2016				29.4			5.03	5.2	
7/11/2016			20.3						
7/12/2016							4.66	5.71	
7/13/2016					24.8	12.6			
7/14/2016				29.5					
9/13/2016				30.8	21.7	8.09	3.98	5.88	
9/14/2016			27.3						
11/15/2016				30.7	25.9	14.3	3.71	6.04	
11/16/2016			37.1						
2/28/2017			27				5.2	8.6	
3/1/2017				40	29	18			
5/23/2017				40	28	19			
5/24/2017			28				5.4	9.3	
6/20/2017				44	40	18	5	7.8	
6/21/2017			20						
8/15/2017			17	36	32	18	4.6		
8/16/2017								7.6	
4/17/2018				63	52	16	3.6	7.5	
4/19/2018			21						
10/1/2018				49			3.9	8.9	
10/3/2018			21						
10/4/2018					50	25			
1/2/2019									14
4/1/2019							3.9	8.42	
4/2/2019			18.3	39.9	66	15.7			
9/17/2019			37.5				3.96	8.59	
9/18/2019				42.8	65.3	29.5			
2/17/2020								8.74	
2/18/2020			19.6						
2/25/2020							3.81		
2/26/2020				17.5	69.7	28			
4/29/2020	145	12.9							
7/20/2020	209	12.4							
7/27/2020			20.2						
7/28/2020				44.2	64.2	22.3			
7/29/2020							3.77	8.93	

Time Series

Constituent: Chloride (mg/L) Analysis Run 10/20/2020 1:23 PM

Plant Gaston Client: Southern Company Data: Gaston Ash Pond

	GN-AP-PW-18-6B	GN-AP-PW-18-9
3/29/2016		
3/30/2016		
4/4/2016		
5/17/2016		
5/19/2016		
5/23/2016		
7/11/2016		
7/12/2016		
7/13/2016		
7/14/2016		
9/13/2016		
9/14/2016		
11/15/2016		
11/16/2016		
2/28/2017		
3/1/2017		
5/23/2017		
5/24/2017		
6/20/2017		
6/21/2017		
8/15/2017		
8/16/2017		
4/17/2018		
4/19/2018		
10/1/2018		
10/3/2018		
10/4/2018		
1/2/2019	20	20
4/1/2019		
4/2/2019		
9/17/2019		
9/18/2019		
2/17/2020		
2/18/2020		
2/25/2020		
2/26/2020		
4/29/2020		
7/20/2020		
7/27/2020		
7/28/2020		
7/29/2020		

Time Series

Constituent: Chromium (mg/L) Analysis Run 10/20/2020 1:23 PM

Plant Gaston Client: Southern Company Data: Gaston Ash Pond

	GN-AP-MW-1	GN-AP-MW-10	GN-AP-MW-11	GN-AP-MW-12	GN-AP-MW-13	GN-AP-MW-14	GN-AP-MW-15R	GN-AP-MW-16	GN-AP-MW-16V
3/28/2016						0.00577 (J)	<0.01		
3/29/2016	0.00233 (J)							<0.01	
3/30/2016		<0.01	<0.01	<0.01	<0.01				
5/17/2016		<0.01				<0.01		<0.01	
5/18/2016			<0.01	<0.01	<0.01				
5/19/2016	<0.01						<0.01		
7/11/2016						<0.01	<0.01		
7/12/2016	<0.01								
7/13/2016		<0.01	<0.01	<0.01					
7/14/2016					<0.01			<0.01	
8/22/2016							<0.01		
9/12/2016				<0.01	<0.01				
9/13/2016	<0.01	<0.01	<0.01			<0.01		<0.01	
9/14/2016							<0.01		
11/14/2016			<0.01	<0.01	<0.01			<0.01	
11/15/2016	<0.01	<0.01				<0.01	<0.01		
11/16/2016									
1/3/2017							<0.01		
2/27/2017						<0.01	<0.01		
2/28/2017	<0.01	<0.01	<0.01	<0.01	<0.01			<0.01	
5/22/2017		<0.01	<0.01				<0.01		
5/23/2017	<0.01								
5/24/2017				<0.01	<0.01	<0.01		<0.01	
6/19/2017	<0.01	<0.01	<0.01					<0.01	
6/20/2017							<0.01		
6/21/2017				<0.01	<0.01	<0.01			
1/9/2018			<0.01	<0.01	<0.01	<0.01	<0.01	<0.01	
1/10/2018	0.00439 (J)	<0.01							
4/16/2018		<0.01	<0.01	<0.01					
4/17/2018	<0.01								
4/19/2018					<0.01	<0.01	<0.01	<0.01	
10/1/2018	<0.01							<0.01	
10/2/2018		<0.01							
10/4/2018			<0.01	<0.01					
10/5/2018					<0.01	<0.01	<0.01		
12/17/2018									
2/25/2019									<0.01
4/1/2019	<0.01								
4/3/2019		<0.01	<0.01	<0.01	<0.01	<0.01	<0.01	<0.01	
5/7/2019							<0.01		
9/16/2019		<0.01	<0.01	<0.01				<0.01	<0.01
9/17/2019	<0.01				<0.01	<0.01			
9/18/2019							<0.01		
2/17/2020		<0.01	<0.01						
2/18/2020				<0.01					
2/19/2020					<0.01	<0.01			
2/25/2020							<0.01	<0.01	<0.01
2/26/2020									
7/22/2020		<0.01	<0.01						
7/23/2020						<0.01			
7/27/2020				<0.01	<0.01				
7/28/2020							<0.01	<0.01	<0.01

Time Series

Constituent: Chromium (mg/L) Analysis Run 10/20/2020 1:23 PM

Plant Gaston Client: Southern Company Data: Gaston Ash Pond

	GN-AP-MW-1	GN-AP-MW-10	GN-AP-MW-11	GN-AP-MW-12	GN-AP-MW-13	GN-AP-MW-14	GN-AP-MW-15R	GN-AP-MW-16	GN-AP-MW-16V
7/29/2020									

Time Series

Constituent: Chromium (mg/L) Analysis Run 10/20/2020 1:23 PM

Plant Gaston Client: Southern Company Data: Gaston Ash Pond

	GN-AP-MW-17	GN-AP-MW-17SV
3/28/2016		
3/29/2016	<0.01	
3/30/2016		
5/17/2016	<0.01	
5/18/2016		
5/19/2016		
7/11/2016		
7/12/2016		
7/13/2016		
7/14/2016	<0.01	
8/22/2016		
9/12/2016		
9/13/2016	<0.01	
9/14/2016		
11/14/2016		
11/15/2016		
11/16/2016	<0.01	
1/3/2017		
2/27/2017		
2/28/2017	<0.01	
5/22/2017		
5/23/2017		
5/24/2017	<0.01	
6/19/2017	<0.01	
6/20/2017		
6/21/2017		
1/9/2018	<0.01	
1/10/2018		
4/16/2018		
4/17/2018		
4/19/2018	<0.01	
10/1/2018	<0.01	
10/2/2018		
10/4/2018		
10/5/2018		
12/17/2018		<0.01
2/25/2019		
4/1/2019		
4/3/2019	<0.01	
5/7/2019		
9/16/2019		
9/17/2019	<0.01	
9/18/2019		<0.01
2/17/2020		
2/18/2020		
2/19/2020		
2/25/2020		
2/26/2020	<0.01	<0.01
7/22/2020		
7/23/2020		<0.01
7/27/2020		
7/28/2020		

Time Series

Constituent: Chromium (mg/L) Analysis Run 10/20/2020 1:23 PM

Plant Gaston Client: Southern Company Data: Gaston Ash Pond

	GN-AP-MW-17	GN-AP-MW-17SV
7/29/2020	<0.01	

Time Series

Constituent: Chromium (mg/L) Analysis Run 10/20/2020 1:23 PM

Plant Gaston Client: Southern Company Data: Gaston Ash Pond

	GN-AP-MW-17V	GN-AP-MW-18	GN-AP-MW-19	GN-AP-MW-2 (bg)	GN-AP-MW-20	GN-AP-MW-20SV	GN-AP-MW-20V	GN-AP-MW-21	GN-AP-MW-22
3/28/2016			<0.01	<0.01					
3/29/2016		<0.01			<0.01				
5/17/2016		<0.01							
5/18/2016			<0.01	<0.01	<0.01				
7/11/2016				<0.01					
7/13/2016			<0.01		<0.01			<0.01	
7/14/2016									<0.01
7/18/2016		<0.01							
8/22/2016								<0.01	<0.01
9/13/2016			<0.01					<0.01	<0.01
9/14/2016		<0.01		<0.01	<0.01				
11/14/2016		<0.01			<0.01				
11/15/2016								<0.01	<0.01
11/16/2016			<0.01	<0.01					
1/3/2017								<0.01	<0.01
2/27/2017			<0.01						
2/28/2017		<0.01			<0.01				
3/1/2017				<0.01				<0.01	<0.01
5/22/2017			<0.01						
5/23/2017				<0.01				<0.01	<0.01
5/24/2017		<0.01			<0.01				
6/19/2017		<0.01		<0.01	<0.01				
6/20/2017								<0.01	<0.01
6/21/2017			<0.01						
1/9/2018		<0.01			<0.01				<0.01
1/10/2018			<0.01	<0.01				<0.01	
4/17/2018								<0.01	<0.01
4/19/2018		<0.01	<0.01	<0.01	<0.01				
10/1/2018		<0.01			<0.01				
10/2/2018			<0.01						
10/3/2018				<0.01					
10/4/2018								<0.01	<0.01
12/5/2018									
12/13/2018						<0.01			
2/27/2019	<0.01						<0.01		
4/1/2019			<0.01	<0.01					
4/2/2019								<0.01	<0.01
4/3/2019		<0.01			<0.01				
9/17/2019	<0.01								
9/18/2019		<0.01	<0.01	<0.01	<0.01	<0.01	<0.01	<0.01	<0.01
2/18/2020			<0.01						
2/19/2020									
2/25/2020		<0.01			<0.01	<0.01	<0.01		
2/26/2020	<0.01							<0.01	<0.01
7/21/2020									
7/22/2020		<0.01			<0.01	<0.01	<0.01		
7/23/2020	<0.01								
7/27/2020			<0.01						
7/28/2020								<0.01	<0.01

Time Series

Constituent: Chromium (mg/L) Analysis Run 10/20/2020 1:23 PM

Plant Gaston Client: Southern Company Data: Gaston Ash Pond

	GN-AP-MW-23D	GN-AP-MW-23S
3/28/2016		
3/29/2016		
5/17/2016		
5/18/2016		
7/11/2016		
7/13/2016		
7/14/2016		
7/18/2016		
8/22/2016		
9/13/2016		
9/14/2016		
11/14/2016		
11/15/2016		
11/16/2016		
1/3/2017		
2/27/2017		
2/28/2017		
3/1/2017		
5/22/2017		
5/23/2017		
5/24/2017		
6/19/2017		
6/20/2017		
6/21/2017		
1/9/2018		
1/10/2018		
4/17/2018		
4/19/2018		
10/1/2018		
10/2/2018		
10/3/2018		
10/4/2018		
12/5/2018	<0.01	<0.01
12/13/2018		
2/27/2019		
4/1/2019		
4/2/2019		
4/3/2019		
9/17/2019		<0.01
9/18/2019	<0.01	
2/18/2020		
2/19/2020	<0.01	<0.01
2/25/2020		
2/26/2020		
7/21/2020	<0.01	<0.01
7/22/2020		
7/23/2020		
7/27/2020		
7/28/2020		

Time Series

Constituent: Chromium (mg/L) Analysis Run 10/20/2020 1:23 PM

Plant Gaston Client: Southern Company Data: Gaston Ash Pond

	GN-AP-MW-26	GN-AP-MW-27	GN-AP-MW-28H	GN-AP-MW-29H	GN-AP-MW-3 (bg)	GN-AP-MW-30H	GN-AP-MW-31VR	GN-AP-MW-32V	GN-AP-MW-33V
3/28/2016					<0.01				
5/17/2016					<0.01				
7/11/2016					<0.01				
9/14/2016					<0.01				
11/16/2016					<0.01				
3/1/2017					<0.01				
5/23/2017					<0.01				
6/19/2017					<0.01				
1/10/2018					<0.01				
4/19/2018					<0.01				
10/3/2018					<0.01				
12/5/2018		<0.01							
12/6/2018	<0.01								
2/26/2019			<0.01	<0.01					
4/2/2019					<0.01				
9/16/2019			<0.01						
9/17/2019				<0.01	<0.01				
9/18/2019	<0.01	<0.01							
9/26/2019				<0.01					
10/22/2019						<0.01			
2/19/2020	<0.01				<0.01	<0.01			
2/25/2020		<0.01	<0.01	<0.01					<0.01
2/26/2020								<0.01	
4/29/2020							<0.01		
7/20/2020								<0.01	
7/21/2020		<0.01							<0.01
7/22/2020	<0.01								
7/23/2020						<0.01			
7/27/2020					<0.01		<0.01		
7/29/2020			<0.01	<0.01					

Time Series

Constituent: Chromium (mg/L) Analysis Run 10/20/2020 1:23 PM

Plant Gaston Client: Southern Company Data: Gaston Ash Pond

	GN-AP-MW-34V	GN-AP-MW-35V
3/28/2016		
5/17/2016		
7/11/2016		
9/14/2016		
11/16/2016		
3/1/2017		
5/23/2017		
6/19/2017		
1/10/2018		
4/19/2018		
10/3/2018		
12/5/2018		
12/6/2018		
2/26/2019		
4/2/2019		
9/16/2019		
9/17/2019		
9/18/2019		
9/26/2019		
10/22/2019		
2/19/2020	<0.01	
2/25/2020		
2/26/2020		
4/29/2020		<0.01
7/20/2020		
7/21/2020	<0.01	<0.01
7/22/2020		
7/23/2020		
7/27/2020		
7/29/2020		

Time Series

Constituent: Chromium (mg/L) Analysis Run 10/20/2020 1:23 PM

Plant Gaston Client: Southern Company Data: Gaston Ash Pond

	GN-AP-MW-36V	GN-AP-MW-37V	GN-AP-MW-4	GN-AP-MW-5	GN-AP-MW-6	GN-AP-MW-7	GN-AP-MW-8	GN-AP-MW-9	GN-AP-PW-18-3
3/29/2016							<0.01		
3/30/2016			0.00322 (J)	<0.01	<0.01	<0.01			
4/4/2016								<0.01	
5/17/2016			<0.01						
5/19/2016					<0.01	<0.01			
5/23/2016				<0.01			<0.01	<0.01	
7/11/2016			<0.01						
7/12/2016							<0.01	<0.01	
7/13/2016					<0.01	<0.01			
7/14/2016				<0.01					
9/13/2016				<0.01	<0.01	<0.01	<0.01	<0.01	
9/14/2016			<0.01						
11/15/2016				<0.01	<0.01	<0.01	<0.01	<0.01	
11/16/2016			<0.01						
2/28/2017			<0.01				<0.01	<0.01	
3/1/2017				<0.01	<0.01	<0.01			
5/23/2017				<0.01	<0.01	<0.01			
5/24/2017			<0.01				<0.01	<0.01	
6/20/2017				<0.01	<0.01	<0.01	<0.01	<0.01	
6/21/2017			<0.01						
1/9/2018				<0.01					
1/10/2018			<0.01		<0.01	<0.01	0.00395 (J)	<0.01	
4/17/2018				<0.01	<0.01	<0.01	<0.01	<0.01	
4/19/2018			<0.01						
10/1/2018				<0.01			<0.01	<0.01	
10/3/2018			<0.01						
10/4/2018					<0.01	<0.01			
12/11/2018									<0.01
4/1/2019							<0.01	<0.01	
4/2/2019			<0.01	<0.01	<0.01	<0.01			
9/17/2019			<0.01				<0.01	<0.01	
9/18/2019				<0.01	<0.01	<0.01			
2/17/2020								<0.01	
2/18/2020			<0.01						
2/25/2020							<0.01		
2/26/2020				<0.01	<0.01	<0.01			
4/29/2020	<0.01	<0.01							
7/20/2020	<0.01	<0.01							
7/27/2020			<0.01						
7/28/2020				<0.01	<0.01	<0.01			
7/29/2020							<0.01	<0.01	

Time Series

Constituent: Chromium (mg/L) Analysis Run 10/20/2020 1:23 PM

Plant Gaston Client: Southern Company Data: Gaston Ash Pond

	GN-AP-PW-18-6B	GN-AP-PW-18-9
3/29/2016		
3/30/2016		
4/4/2016		
5/17/2016		
5/19/2016		
5/23/2016		
7/11/2016		
7/12/2016		
7/13/2016		
7/14/2016		
9/13/2016		
9/14/2016		
11/15/2016		
11/16/2016		
2/28/2017		
3/1/2017		
5/23/2017		
5/24/2017		
6/20/2017		
6/21/2017		
1/9/2018		
1/10/2018		
4/17/2018		
4/19/2018		
10/1/2018		
10/3/2018		
10/4/2018		
12/11/2018	<0.01	<0.01
4/1/2019		
4/2/2019		
9/17/2019		
9/18/2019		
2/17/2020		
2/18/2020		
2/25/2020		
2/26/2020		
4/29/2020		
7/20/2020		
7/27/2020		
7/28/2020		
7/29/2020		

Time Series

Constituent: Cobalt (mg/L) Analysis Run 10/20/2020 1:23 PM

Plant Gaston Client: Southern Company Data: Gaston Ash Pond

	GN-AP-MW-1	GN-AP-MW-10	GN-AP-MW-11	GN-AP-MW-12	GN-AP-MW-13	GN-AP-MW-14	GN-AP-MW-15R	GN-AP-MW-16	GN-AP-MW-16V
3/28/2016						0.00969 (J)	0.00396 (J)		
3/29/2016	<0.005							<0.005	
3/30/2016		<0.005	<0.005	<0.005	<0.005				
5/17/2016		<0.005				<0.005		<0.005	
5/18/2016			<0.005	<0.005	<0.005				
5/19/2016	<0.005						0.00207 (J)		
7/11/2016						<0.005	<0.005		
7/12/2016	<0.005								
7/13/2016		<0.005	<0.005	<0.005					
7/14/2016					<0.005			<0.005	
8/22/2016							<0.005		
9/12/2016				<0.005	<0.005				
9/13/2016	<0.005	<0.005	<0.005			<0.005		<0.005	
9/14/2016							<0.005		
11/14/2016			<0.005	<0.005	<0.005			<0.005	
11/15/2016	<0.005	<0.005				<0.005	<0.005		
11/16/2016									
1/3/2017							<0.005		
2/27/2017						<0.005	<0.005		
2/28/2017	<0.005	<0.005	<0.005	<0.005	<0.005			<0.005	
5/22/2017		<0.005	<0.005				<0.005		
5/23/2017	<0.005								
5/24/2017				<0.005	<0.005	<0.005		<0.005	
6/19/2017	<0.005	<0.005	<0.005					<0.005	
6/20/2017							<0.005		
6/21/2017				<0.005	<0.005	<0.005			
1/9/2018			<0.005	<0.005	<0.005	<0.005	<0.005	<0.005	
1/10/2018	<0.005	<0.005							
4/16/2018		<0.005	<0.005	<0.005					
4/17/2018	<0.005								
4/19/2018					<0.005	<0.005	<0.005	<0.005	
10/1/2018	<0.005							<0.005	
10/2/2018		<0.005							
10/4/2018			<0.005	<0.005					
10/5/2018					<0.005	<0.005	<0.005		
12/17/2018									
2/25/2019									<0.005
4/1/2019	<0.005								
4/3/2019		<0.005	<0.005	<0.005	<0.005	<0.005	<0.005	<0.005	
5/7/2019							<0.005		
9/16/2019		<0.005	<0.005	<0.005				<0.005	<0.005
9/17/2019	<0.005				<0.005	<0.005			
9/18/2019							<0.005		
2/17/2020		<0.005	<0.005						
2/18/2020				<0.005					
2/19/2020					<0.005	<0.005			
2/25/2020							<0.005	<0.005	<0.005
2/26/2020									
7/22/2020		<0.005	<0.005						
7/23/2020						<0.005			
7/27/2020				<0.005	<0.005				
7/28/2020							<0.005	<0.005	<0.005

Time Series

Constituent: Cobalt (mg/L) Analysis Run 10/20/2020 1:23 PM

Plant Gaston Client: Southern Company Data: Gaston Ash Pond

	GN-AP-MW-1	GN-AP-MW-10	GN-AP-MW-11	GN-AP-MW-12	GN-AP-MW-13	GN-AP-MW-14	GN-AP-MW-15R	GN-AP-MW-16	GN-AP-MW-16V
7/29/2020									

Time Series

Constituent: Cobalt (mg/L) Analysis Run 10/20/2020 1:23 PM

Plant Gaston Client: Southern Company Data: Gaston Ash Pond

	GN-AP-MW-17	GN-AP-MW-17SV
3/28/2016		
3/29/2016	<0.005	
3/30/2016		
5/17/2016	<0.005	
5/18/2016		
5/19/2016		
7/11/2016		
7/12/2016		
7/13/2016		
7/14/2016	<0.005	
8/22/2016		
9/12/2016		
9/13/2016	<0.005	
9/14/2016		
11/14/2016		
11/15/2016		
11/16/2016	<0.005	
1/3/2017		
2/27/2017		
2/28/2017	<0.005	
5/22/2017		
5/23/2017		
5/24/2017	<0.005	
6/19/2017	<0.005	
6/20/2017		
6/21/2017		
1/9/2018	<0.005	
1/10/2018		
4/16/2018		
4/17/2018		
4/19/2018	<0.005	
10/1/2018	<0.005	
10/2/2018		
10/4/2018		
10/5/2018		
12/17/2018		0.00461 (J)
2/25/2019		
4/1/2019		
4/3/2019	<0.005	
5/7/2019		
9/16/2019		
9/17/2019	<0.005	
9/18/2019		0.00327 (J)
2/17/2020		
2/18/2020		
2/19/2020		
2/25/2020		
2/26/2020	<0.005	0.00265 (J)
7/22/2020		
7/23/2020		0.00251 (J)
7/27/2020		
7/28/2020		

Time Series

Constituent: Cobalt (mg/L) Analysis Run 10/20/2020 1:23 PM

Plant Gaston Client: Southern Company Data: Gaston Ash Pond

	GN-AP-MW-17	GN-AP-MW-17SV
7/29/2020	<0.005	

Time Series

Constituent: Cobalt (mg/L) Analysis Run 10/20/2020 1:23 PM

Plant Gaston Client: Southern Company Data: Gaston Ash Pond

	GN-AP-MW-17V	GN-AP-MW-18	GN-AP-MW-19	GN-AP-MW-2 (bg)	GN-AP-MW-20	GN-AP-MW-20SV	GN-AP-MW-20V	GN-AP-MW-21	GN-AP-MW-22
3/28/2016			<0.005	<0.005					
3/29/2016		<0.005			<0.005				
5/17/2016		<0.005							
5/18/2016			<0.005	<0.005	<0.005				
7/11/2016				<0.005					
7/13/2016			<0.005		<0.005			<0.005	
7/14/2016									<0.005
7/18/2016		<0.005							
8/22/2016								<0.005	<0.005
9/13/2016			<0.005					<0.005	<0.005
9/14/2016		<0.005		<0.005	<0.005				
11/14/2016		<0.005			<0.005				
11/15/2016								<0.005	<0.005
11/16/2016			<0.005	<0.005					
1/3/2017								<0.005	<0.005
2/27/2017			<0.005						
2/28/2017		<0.005			<0.005				
3/1/2017				<0.005				<0.005	<0.005
5/22/2017			<0.005						
5/23/2017				<0.005				<0.005	<0.005
5/24/2017		<0.005			<0.005				
6/19/2017		<0.005		<0.005	<0.005				
6/20/2017								<0.005	<0.005
6/21/2017			<0.005						
1/9/2018		<0.005			<0.005				<0.005
1/10/2018			<0.005	<0.005				<0.005	
4/17/2018								<0.005	<0.005
4/19/2018		<0.005	<0.005	<0.005	<0.005				
10/1/2018		<0.005			<0.005				
10/2/2018			<0.005						
10/3/2018				<0.005					
10/4/2018								<0.005	<0.005
12/5/2018									
12/13/2018						0.00427 (J)			
2/27/2019	<0.005						<0.005		
4/1/2019			<0.005	<0.005					
4/2/2019								<0.005	<0.005
4/3/2019		<0.005			<0.005				
9/17/2019	<0.005								
9/18/2019		<0.005	<0.005	<0.005	<0.005	0.00207 (J)	<0.005	<0.005	<0.005
2/18/2020			<0.005						
2/19/2020									
2/25/2020		<0.005			<0.005	<0.005	<0.005		
2/26/2020	<0.005							<0.005	<0.005
7/21/2020									
7/22/2020		<0.005			<0.005	<0.005	<0.005		
7/23/2020	<0.005								
7/27/2020			<0.005						
7/28/2020								<0.005	<0.005

Time Series

Constituent: Cobalt (mg/L) Analysis Run 10/20/2020 1:23 PM

Plant Gaston Client: Southern Company Data: Gaston Ash Pond

	GN-AP-MW-23D	GN-AP-MW-23S
3/28/2016		
3/29/2016		
5/17/2016		
5/18/2016		
7/11/2016		
7/13/2016		
7/14/2016		
7/18/2016		
8/22/2016		
9/13/2016		
9/14/2016		
11/14/2016		
11/15/2016		
11/16/2016		
1/3/2017		
2/27/2017		
2/28/2017		
3/1/2017		
5/22/2017		
5/23/2017		
5/24/2017		
6/19/2017		
6/20/2017		
6/21/2017		
1/9/2018		
1/10/2018		
4/17/2018		
4/19/2018		
10/1/2018		
10/2/2018		
10/3/2018		
10/4/2018		
12/5/2018	<0.005	<0.005
12/13/2018		
2/27/2019		
4/1/2019		
4/2/2019		
4/3/2019		
9/17/2019		<0.005
9/18/2019	<0.005	
2/18/2020		
2/19/2020	<0.005	<0.005
2/25/2020		
2/26/2020		
7/21/2020	<0.005	<0.005
7/22/2020		
7/23/2020		
7/27/2020		
7/28/2020		

Time Series

Constituent: Cobalt (mg/L) Analysis Run 10/20/2020 1:23 PM

Plant Gaston Client: Southern Company Data: Gaston Ash Pond

	GN-AP-MW-26	GN-AP-MW-27	GN-AP-MW-28H	GN-AP-MW-29H	GN-AP-MW-3 (bg)	GN-AP-MW-30H	GN-AP-MW-31VR	GN-AP-MW-32V	GN-AP-MW-33V
3/28/2016					<0.005				
5/17/2016					<0.005				
7/11/2016					<0.005				
9/14/2016					<0.005				
11/16/2016					<0.005				
3/1/2017					<0.005				
5/23/2017					<0.005				
6/19/2017					<0.005				
1/10/2018					<0.005				
4/19/2018					<0.005				
10/3/2018					<0.005				
12/5/2018		<0.005							
12/6/2018	<0.005								
2/26/2019			<0.005	<0.005					
4/2/2019					<0.005				
9/16/2019			<0.005						
9/17/2019				<0.005	<0.005				
9/18/2019	<0.005	<0.005							
9/26/2019				<0.005					
10/22/2019						<0.005			
2/19/2020	<0.005				<0.005	<0.005			
2/25/2020		<0.005	<0.005	<0.005					<0.005
2/26/2020								<0.005	
4/29/2020							<0.005		
7/20/2020								<0.005	
7/21/2020		<0.005							<0.005
7/22/2020	<0.005								
7/23/2020						<0.005			
7/27/2020					<0.005		<0.005		
7/29/2020			<0.005	<0.005					

Time Series

Constituent: Cobalt (mg/L) Analysis Run 10/20/2020 1:23 PM

Plant Gaston Client: Southern Company Data: Gaston Ash Pond

	GN-AP-MW-34V	GN-AP-MW-35V
3/28/2016		
5/17/2016		
7/11/2016		
9/14/2016		
11/16/2016		
3/1/2017		
5/23/2017		
6/19/2017		
1/10/2018		
4/19/2018		
10/3/2018		
12/5/2018		
12/6/2018		
2/26/2019		
4/2/2019		
9/16/2019		
9/17/2019		
9/18/2019		
9/26/2019		
10/22/2019		
2/19/2020	<0.005	
2/25/2020		
2/26/2020		
4/29/2020		<0.005
7/20/2020		
7/21/2020	<0.005	<0.005
7/22/2020		
7/23/2020		
7/27/2020		
7/29/2020		

Time Series

Constituent: Cobalt (mg/L) Analysis Run 10/20/2020 1:23 PM

Plant Gaston Client: Southern Company Data: Gaston Ash Pond

	GN-AP-MW-36V	GN-AP-MW-37V	GN-AP-MW-4	GN-AP-MW-5	GN-AP-MW-6	GN-AP-MW-7	GN-AP-MW-8	GN-AP-MW-9	GN-AP-PW-18-3
3/29/2016							<0.005		
3/30/2016			<0.005	<0.005	<0.005	<0.005			
4/4/2016								<0.005	
5/17/2016			<0.005						
5/19/2016					<0.005	<0.005			
5/23/2016				<0.005			<0.005	<0.005	
7/11/2016			<0.005						
7/12/2016							<0.005	<0.005	
7/13/2016					<0.005	<0.005			
7/14/2016				<0.005					
9/13/2016				<0.005	<0.005	<0.005	<0.005	<0.005	
9/14/2016			<0.005						
11/15/2016				<0.005	<0.005	<0.005	<0.005	<0.005	
11/16/2016			<0.005						
2/28/2017			<0.005				<0.005	<0.005	
3/1/2017				<0.005	<0.005	<0.005			
5/23/2017				<0.005	<0.005	<0.005			
5/24/2017			<0.005				<0.005	<0.005	
6/20/2017				<0.005	<0.005	<0.005	<0.005	<0.005	
6/21/2017			<0.005						
1/9/2018				<0.005					
1/10/2018			<0.005		<0.005	<0.005	<0.005	<0.005	
4/17/2018				<0.005	<0.005	<0.005	<0.005	<0.005	
4/19/2018			<0.005						
10/1/2018				<0.005			<0.005	<0.005	
10/3/2018			<0.005						
10/4/2018					<0.005	<0.005			
12/11/2018									<0.005
4/1/2019							<0.005	<0.005	
4/2/2019			<0.005	<0.005	<0.005	<0.005			
9/17/2019			<0.005				<0.005	<0.005	
9/18/2019				<0.005	<0.005	<0.005			
2/17/2020								<0.005	
2/18/2020			<0.005						
2/25/2020							<0.005		
2/26/2020				<0.005	<0.005	<0.005			
4/29/2020	<0.005	<0.005							
7/20/2020	<0.005	<0.005							
7/27/2020			<0.005						
7/28/2020				<0.005	<0.005	<0.005			
7/29/2020							<0.005	<0.005	

Time Series

Constituent: Cobalt (mg/L) Analysis Run 10/20/2020 1:23 PM

Plant Gaston Client: Southern Company Data: Gaston Ash Pond

	GN-AP-PW-18-6B	GN-AP-PW-18-9
3/29/2016		
3/30/2016		
4/4/2016		
5/17/2016		
5/19/2016		
5/23/2016		
7/11/2016		
7/12/2016		
7/13/2016		
7/14/2016		
9/13/2016		
9/14/2016		
11/15/2016		
11/16/2016		
2/28/2017		
3/1/2017		
5/23/2017		
5/24/2017		
6/20/2017		
6/21/2017		
1/9/2018		
1/10/2018		
4/17/2018		
4/19/2018		
10/1/2018		
10/3/2018		
10/4/2018		
12/11/2018	<0.005	<0.005
4/1/2019		
4/2/2019		
9/17/2019		
9/18/2019		
2/17/2020		
2/18/2020		
2/25/2020		
2/26/2020		
4/29/2020		
7/20/2020		
7/27/2020		
7/28/2020		
7/29/2020		

Time Series

Constituent: Combined Radium 226 + 228 (pCi/L) Analysis Run 10/20/2020 1:23 PM

Plant Gaston Client: Southern Company Data: Gaston Ash Pond

	GN-AP-MW-1	GN-AP-MW-10	GN-AP-MW-11	GN-AP-MW-12	GN-AP-MW-13	GN-AP-MW-14	GN-AP-MW-15R	GN-AP-MW-16	GN-AP-MW-16V
3/28/2016						3 (U)	3 (U)		
3/29/2016	3 (U)							2.84251	
3/30/2016	3 (U)	3 (U)	3 (U)	3 (U)	3 (U)				
5/17/2016		0.364 (U)				0.119 (U)		3.09	
5/18/2016			0.224 (U)	0.678	0.539				
5/19/2016	0.949						0.956		
7/11/2016						0.51 (U)	0.302 (U)		
7/12/2016	0.73								
7/13/2016		0.347 (U)	0.177 (U)	0.707					
7/14/2016					0.652			2.65	
8/22/2016							0.613		
9/12/2016				1.04	0.325 (U)				
9/13/2016	0.948	0.567	0.216 (U)			0.413 (U)		3.22	
9/14/2016							0.301 (U)		
11/14/2016			0.318 (U)	0.586	0.734			4.18	
11/15/2016	1.28	0.305 (U)				0.707	0.538 (U)		
11/16/2016									
1/3/2017							0.394 (U)		
2/27/2017						0.479 (U)	0.129 (U)		
2/28/2017	0.232 (U)	0.346 (U)	0.551	1.09	0.629			3.61	
6/19/2017	1.02	0.614	0.418 (U)					3	
6/20/2017							0.362 (U)		
6/21/2017				1.05	0.637	0.529			
1/9/2018			0.402 (U)	1.22	0.825	0.91	1.35	3.76	
1/10/2018	0.707	0.629							
4/16/2018		0.0363 (U)	0.437 (U)	0.769					
4/17/2018	0.467 (U)								
4/19/2018					0.546 (U)	-0.42 (U)	0.438 (U)	3.32	
10/1/2018	0.864							2.91	
10/2/2018		0.613							
10/4/2018			0.703	1.5					
10/5/2018					1.04	0.955	1.47		
12/17/2018									
2/25/2019									2
4/1/2019	0.564								
4/3/2019		0.26 (U)	0.2 (U)	0.669	0.577	0.189 (U)	1.16	3.43	
5/7/2019							1.36		
9/16/2019		0.307 (U)	0.507 (U)	1.04				3.55	3.26
9/17/2019	0.43 (U)				0.958 (U)	0.558 (U)			
9/18/2019							0.94		
2/17/2020		0.379 (U)	0.568						
2/18/2020				1.34					
2/19/2020					0.702	0.404 (U)			
2/25/2020							0.669	2.99	2.46
2/26/2020									
7/22/2020		<5	<5						
7/23/2020						1.48			
7/27/2020				1.85	0.986				
7/28/2020							2.35	3.49	2.99
7/29/2020									

Time Series

Constituent: Combined Radium 226 + 228 (pCi/L) Analysis Run 10/20/2020 1:23 PM

Plant Gaston Client: Southern Company Data: Gaston Ash Pond

	GN-AP-MW-17	GN-AP-MW-17SV
3/28/2016		
3/29/2016	3 (U)	
3/30/2016		
5/17/2016	0.792	
5/18/2016		
5/19/2016		
7/11/2016		
7/12/2016		
7/13/2016		
7/14/2016	0.864	
8/22/2016		
9/12/2016		
9/13/2016	1.01	
9/14/2016		
11/14/2016		
11/15/2016		
11/16/2016	1.27	
1/3/2017		
2/27/2017		
2/28/2017	0.347 (U)	
6/19/2017	0.317 (U)	
6/20/2017		
6/21/2017		
1/9/2018	1.07	
1/10/2018		
4/16/2018		
4/17/2018		
4/19/2018	1.31	
10/1/2018	0.793	
10/2/2018		
10/4/2018		
10/5/2018		
12/17/2018		0.694
2/25/2019		
4/1/2019		
4/3/2019	0.907	
5/7/2019		
9/16/2019		
9/17/2019	2.09	
9/18/2019		1.56
2/17/2020		
2/18/2020		
2/19/2020		
2/25/2020		
2/26/2020	1.35	0.489 (U)
7/22/2020		
7/23/2020		<5
7/27/2020		
7/28/2020		
7/29/2020	1.85	

Time Series

Constituent: Combined Radium 226 + 228 (pCi/L) Analysis Run 10/20/2020 1:23 PM

Plant Gaston Client: Southern Company Data: Gaston Ash Pond

	GN-AP-MW-17V	GN-AP-MW-18	GN-AP-MW-19	GN-AP-MW-2 (bg)	GN-AP-MW-20	GN-AP-MW-20SV	GN-AP-MW-20V	GN-AP-MW-21	GN-AP-MW-22
3/28/2016			3 (U)	3 (U)					
3/29/2016		3 (U)			17.244				
5/17/2016		1.2							
5/18/2016			0.425	0.142 (U)	19.9				
7/11/2016				0.279 (U)					
7/13/2016			0.584		18.1			0.355 (U)	
7/14/2016									0.711
7/18/2016		1.19							
8/22/2016								0.816	0.615
9/13/2016			0.46 (U)					0.761	0.878
9/14/2016		1.31		0.205 (U)	20.3				
11/14/2016		1.29			17.2				
11/15/2016								1.43	0.671
11/16/2016			1.58	0.373 (U)					
1/3/2017								1.11	1
2/27/2017			0.326 (U)						
2/28/2017		0.727			13.9				
3/1/2017				0.217 (U)				0.378 (U)	0.534
6/19/2017		0.98		0.357 (U)	15.6				
6/20/2017								0.224 (U)	0.344 (U)
6/21/2017			0.143 (U)						
1/9/2018		1.79			14.7				0.452 (U)
1/10/2018			0.67	0.239 (U)				1.11	
4/17/2018								0.367 (U)	0.185 (U)
4/19/2018		0.981	0.316 (U)	-0.125 (U)	11.6				
10/1/2018		1.54			15.7				
10/2/2018			0.854						
10/3/2018				0.185 (U)					
10/4/2018								1.05	0.568
12/5/2018									
12/13/2018						0.807			
2/27/2019	2.01						1.09		
4/1/2019			0.263 (U)	0.162 (U)					
4/2/2019								0.182 (U)	0.503
4/3/2019		1.49			13.8				
9/17/2019	6.44								
9/18/2019		1.25	0.29 (U)	-0.0854 (U)	15.7	1.14	2.02	0.435 (U)	0.165 (U)
2/18/2020			0.779						
2/19/2020									
2/25/2020		1.13			12.9	0.925	1.78		
2/26/2020	5.34							0.032 (U)	0.693
7/21/2020									
7/22/2020		2.35			15.6	1.46	1.7		
7/23/2020	8.21								
7/27/2020			1.68						
7/28/2020								<5	<5

Time Series

Constituent: Combined Radium 226 + 228 (pCi/L) Analysis Run 10/20/2020 1:23 PM

Plant Gaston Client: Southern Company Data: Gaston Ash Pond

	GN-AP-MW-23D	GN-AP-MW-23S
3/28/2016		
3/29/2016		
5/17/2016		
5/18/2016		
7/11/2016		
7/13/2016		
7/14/2016		
7/18/2016		
8/22/2016		
9/13/2016		
9/14/2016		
11/14/2016		
11/15/2016		
11/16/2016		
1/3/2017		
2/27/2017		
2/28/2017		
3/1/2017		
6/19/2017		
6/20/2017		
6/21/2017		
1/9/2018		
1/10/2018		
4/17/2018		
4/19/2018		
10/1/2018		
10/2/2018		
10/3/2018		
10/4/2018		
12/5/2018	0.447 (U)	0.541
12/13/2018		
2/27/2019		
4/1/2019		
4/2/2019		
4/3/2019		
9/17/2019		0.732
9/18/2019	0.0448 (U)	
2/18/2020		
2/19/2020	0.384 (U)	0.752
2/25/2020		
2/26/2020		
7/21/2020	0.608	0.566
7/22/2020		
7/23/2020		
7/27/2020		
7/28/2020		

Time Series

Constituent: Combined Radium 226 + 228 (pCi/L) Analysis Run 10/20/2020 1:23 PM

Plant Gaston Client: Southern Company Data: Gaston Ash Pond

	GN-AP-MW-26	GN-AP-MW-27	GN-AP-MW-28H	GN-AP-MW-29H	GN-AP-MW-3 (bg)	GN-AP-MW-30H	GN-AP-MW-31VR	GN-AP-MW-32V	GN-AP-MW-33V
3/28/2016					3 (U)				
5/17/2016					0.222 (U)				
7/11/2016					0.118 (U)				
9/14/2016					0.265 (U)				
11/16/2016					0.295 (U)				
3/1/2017					0.0981 (U)				
6/19/2017					0.194 (U)				
1/10/2018					0.753				
4/19/2018					0.171 (U)				
10/3/2018					0.433 (U)				
12/5/2018		0.786							
12/6/2018	0.29 (U)								
2/26/2019			3.76	9.95					
4/2/2019					-0.0631 (U)				
9/16/2019			4.63						
9/17/2019				13.2	0.0186 (U)				
9/18/2019	0.976	1.01							
9/26/2019				16.2					
2/19/2020	0.475 (U)				0.418 (U)	0.994			
2/25/2020		0.269 (U)	5.25	13.7					0.967
2/26/2020								1.42	
4/29/2020							0.35 (U)		
7/20/2020								1.4	
7/21/2020		<5							1.34
7/22/2020	0.713								
7/27/2020					<5		<5		
7/29/2020			7.14	16.2					

Time Series

Constituent: Combined Radium 226 + 228 (pCi/L) Analysis Run 10/20/2020 1:23 PM

Plant Gaston Client: Southern Company Data: Gaston Ash Pond

	GN-AP-MW-34V	GN-AP-MW-35V
3/28/2016		
5/17/2016		
7/11/2016		
9/14/2016		
11/16/2016		
3/1/2017		
6/19/2017		
1/10/2018		
4/19/2018		
10/3/2018		
12/5/2018		
12/6/2018		
2/26/2019		
4/2/2019		
9/16/2019		
9/17/2019		
9/18/2019		
9/26/2019		
2/19/2020	0.991	
2/25/2020		
2/26/2020		
4/29/2020		0.455 (U)
7/20/2020		
7/21/2020	1.28	0.537
7/22/2020		
7/27/2020		
7/29/2020		

Time Series

Constituent: Combined Radium 226 + 228 (pCi/L) Analysis Run 10/20/2020 1:23 PM

Plant Gaston Client: Southern Company Data: Gaston Ash Pond

	GN-AP-MW-36V	GN-AP-MW-37V	GN-AP-MW-4	GN-AP-MW-5	GN-AP-MW-6	GN-AP-MW-7	GN-AP-MW-8	GN-AP-MW-9
3/29/2016							3 (U)	
3/30/2016			3 (U)	3 (U)	3 (U)			
4/4/2016								3 (U)
5/17/2016			0.294 (U)					
5/19/2016					0.544	0.116 (U)		
5/23/2016				0.45			-0.317 (U)	0.0417 (U)
7/11/2016			-0.021 (U)					
7/12/2016							-0.0583 (U)	0.208 (U)
7/13/2016					0.0469 (U)	0.187 (U)		
7/14/2016				0.84				
9/13/2016				0.685	0.179 (U)	0.0165 (U)	0.127 (U)	0.436 (U)
9/14/2016			0.705					
11/15/2016				0.804	1.45	0.236 (U)	0.406 (U)	0.775
11/16/2016			0.491 (U)					
2/28/2017			0.367 (U)				-0.00408 (U)	0.42 (U)
3/1/2017				0.477	0.166 (U)	0.213 (U)		
6/20/2017				0.737	0.484	0.16 (U)	0.22 (U)	0.53
6/21/2017			0.0763 (U)					
1/9/2018				0.714				
1/10/2018			0.818		0.544	0.889	0.0982 (U)	0.903
4/17/2018				0.641	0.719	0.623	-0.237 (U)	0.293 (U)
4/19/2018			0.39 (U)					
10/1/2018				0.651			0.601	1.07
10/3/2018			1.23					
10/4/2018					0.558	0.971		
4/1/2019							-0.0724 (U)	0.334
4/2/2019			0.427	0.245 (U)	0.369	0.326 (U)		
9/17/2019			0.767				0.645	0.194 (U)
9/18/2019				0.435 (U)	0.586	0.56 (U)		
2/17/2020								0.38 (U)
2/18/2020			0.231 (U)					
2/25/2020							0.362 (U)	
2/26/2020				0.661	0.746	0.512 (U)		
4/29/2020	1.42	3.65						
7/20/2020	1.54	4.06						
7/27/2020			<5					
7/28/2020				<5	<5	<5		
7/29/2020							<5	<5

Time Series

Constituent: Fluoride (mg/L) Analysis Run 10/20/2020 1:23 PM

Plant Gaston Client: Southern Company Data: Gaston Ash Pond

	GN-AP-MW-1	GN-AP-MW-10	GN-AP-MW-11	GN-AP-MW-12	GN-AP-MW-13	GN-AP-MW-14	GN-AP-MW-15R	GN-AP-MW-16	GN-AP-MW-16V
3/28/2016						0.084 (J)	0.276 (J)		
3/29/2016	0.058 (J)							0.118 (J)	
3/30/2016		0.052 (J)	0.026 (J)	0.039 (J)	0.042 (J)				
5/17/2016		0.088 (J)				0.098 (J)		0.151 (J)	
5/18/2016			0.068 (J)	0.078 (J)	0.08 (J)				
5/19/2016	0.093 (J)						0.313		
7/11/2016						0.086 (J)	0.076 (J)		
7/12/2016	0.092 (J)								
7/13/2016		0.06 (J)	0.049 (J)	0.058 (J)					
7/14/2016					0.06 (J)			0.124 (J)	
8/22/2016							0.067 (J)		
9/12/2016				0.023 (J)	0.028 (J)				
9/13/2016	0.045 (J)	0.019 (J)	0.018 (J)			0.061 (J)		0.089 (J)	
9/14/2016							0.036 (J)		
11/14/2016			<0.1	<0.1	<0.1			0.022 (J)	
11/15/2016	<0.1	<0.1				<0.1	<0.1		
11/16/2016									
1/3/2017							<0.1		
2/27/2017						0.12	0.06 (J)		
2/28/2017	0.07 (J)	<0.1	<0.1	<0.1	0.04 (J)			0.1	
5/22/2017		0.04 (J)	<0.1				0.07 (J)		
5/23/2017	0.08 (J)								
5/24/2017				0.05 (J)	0.05 (J)	0.12		0.12	
6/19/2017	0.08 (J)	0.04 (J)	<0.1					0.13	
6/20/2017							0.07 (J)		
6/21/2017				0.05 (J)	0.05 (J)	0.1			
8/14/2017		0.04 (J)	<0.1	0.04 (J)	0.05 (J)		0.07 (J)	0.12	
8/15/2017	0.08 (J)					0.12			
1/9/2018			<0.1	0.04 (J)	0.05 (J)	0.14	0.08 (J)	0.13	
1/10/2018	0.08 (J)	<0.1							
4/16/2018		0.04 (J)	<0.1	0.04 (J)					
4/17/2018	0.08 (J)								
4/19/2018					0.05 (J)	0.13	0.08 (J)	0.13	
10/1/2018	0.1							0.15	
10/2/2018		0.04 (J)							
10/4/2018			0.04 (J)	0.04 (J)					
10/5/2018					0.05 (J)	0.1	0.1		
12/17/2018									
2/25/2019									0.095 (J)
4/1/2019	0.0791 (J)								
4/3/2019		<0.1	<0.1	<0.1	<0.1	0.106	0.104	0.12	
5/7/2019							0.0937 (J)		
9/16/2019		<0.1	<0.1	0.0538 (J)				0.126	0.0935 (J)
9/17/2019	0.0876 (J)				0.0753 (J)	0.116			
9/18/2019							0.094 (J)		
2/17/2020		0.051 (J)	0.0546 (J)						
2/18/2020				0.0571 (J)					
2/19/2020					0.06 (J)	0.122			
2/25/2020							0.0995 (J)	0.133	0.0992 (J)
2/26/2020									
7/22/2020		<0.1	<0.1						
7/23/2020						0.0954 (J)			

Time Series

Constituent: Fluoride (mg/L) Analysis Run 10/20/2020 1:23 PM

Plant Gaston Client: Southern Company Data: Gaston Ash Pond

	GN-AP-MW-1	GN-AP-MW-10	GN-AP-MW-11	GN-AP-MW-12	GN-AP-MW-13	GN-AP-MW-14	GN-AP-MW-15R	GN-AP-MW-16	GN-AP-MW-16V
7/27/2020				<0.1	<0.1				
7/28/2020							0.0738 (J)	0.124	0.0811 (J)
7/29/2020									

Time Series

Constituent: Fluoride (mg/L) Analysis Run 10/20/2020 1:23 PM

Plant Gaston Client: Southern Company Data: Gaston Ash Pond

	GN-AP-MW-17	GN-AP-MW-17SV
3/28/2016		
3/29/2016	0.221 (J)	
3/30/2016		
5/17/2016	0.241 (J)	
5/18/2016		
5/19/2016		
7/11/2016		
7/12/2016		
7/13/2016		
7/14/2016	0.213 (J)	
8/22/2016		
9/12/2016		
9/13/2016	0.168 (J)	
9/14/2016		
11/14/2016		
11/15/2016		
11/16/2016	0.103 (J)	
1/3/2017		
2/27/2017		
2/28/2017	0.22	
5/22/2017		
5/23/2017		
5/24/2017	0.2	
6/19/2017	0.21	
6/20/2017		
6/21/2017		
8/14/2017	0.22	
8/15/2017		
1/9/2018	0.24	
1/10/2018		
4/16/2018		
4/17/2018		
4/19/2018	0.22	
10/1/2018	0.25	
10/2/2018		
10/4/2018		
10/5/2018		
12/17/2018		0.1
2/25/2019		
4/1/2019		
4/3/2019	0.182	
5/7/2019		
9/16/2019		
9/17/2019	0.187	
9/18/2019		0.12
2/17/2020		
2/18/2020		
2/19/2020		
2/25/2020		
2/26/2020	0.189	0.124
7/22/2020		
7/23/2020		0.131

Time Series

Constituent: Fluoride (mg/L) Analysis Run 10/20/2020 1:23 PM

Plant Gaston Client: Southern Company Data: Gaston Ash Pond

	GN-AP-MW-17	GN-AP-MW-17SV
7/27/2020		
7/28/2020		
7/29/2020	0.185	

Time Series

Constituent: Fluoride (mg/L) Analysis Run 10/20/2020 1:23 PM

Plant Gaston Client: Southern Company Data: Gaston Ash Pond

	GN-AP-MW-17V	GN-AP-MW-18	GN-AP-MW-19	GN-AP-MW-2 (bg)	GN-AP-MW-20	GN-AP-MW-20SV	GN-AP-MW-20V	GN-AP-MW-21	GN-AP-MW-22
3/28/2016			0.083 (J)	0.028 (J)					
3/29/2016		0.04 (J)			0.035 (J)				
5/17/2016		0.079 (J)							
5/18/2016			0.092 (J)	0.064 (J)	0.076 (J)				
7/11/2016				0.054 (J)					
7/13/2016			0.064 (J)		0.053 (J)			0.118 (J)	
7/14/2016									0.096 (J)
7/18/2016		0.058 (J)							
8/22/2016								0.117 (J)	0.088 (J)
9/13/2016			0.03 (J)					0.068 (J)	0.054 (J)
9/14/2016		0.025 (J)		0.016 (J)	0.022 (J)				
11/14/2016		<0.1			<0.1				
11/15/2016								<0.1	<0.1
11/16/2016			<0.1	<0.1					
1/3/2017								<0.1	<0.1
2/27/2017			<0.1						
2/28/2017		0.04 (J)			<0.1				
3/1/2017				<0.1				0.04 (J)	0.06 (J)
5/22/2017			0.04 (J)						
5/23/2017				<0.1				0.04 (J)	0.07 (J)
5/24/2017		0.05 (J)			0.04 (J)				
6/19/2017		0.05 (J)		<0.1	0.04 (J)				
6/20/2017								0.04 (J)	0.06 (J)
6/21/2017			0.05 (J)						
8/14/2017		0.05 (J)	0.04 (J)		0.04 (J)				
8/15/2017				<0.1				<0.1	0.06 (J)
1/9/2018		0.05 (J)			0.04 (J)				0.07 (J)
1/10/2018			0.04 (J)	<0.1				0.06 (J)	
4/17/2018								<0.1	0.06 (J)
4/19/2018		0.05 (J)	0.04 (J)	<0.1	0.04 (J)				
10/1/2018		0.06 (J)			0.05 (J)				
10/2/2018			0.05 (J)						
10/3/2018				0.04 (J)					
10/4/2018								0.07 (J)	0.08 (J)
12/5/2018									
1/2/2019						11			
2/27/2019	0.13						0.0806 (J)		
4/1/2019			0.0563 (J)	<0.1					
4/2/2019								<0.1	0.0613 (J)
4/3/2019		0.0678 (J)			0.0657 (J)				
5/7/2019						0.101			
9/17/2019	0.0925 (J)								
9/18/2019		0.0551 (J)	0.0507 (J)	<0.1	<0.1	0.0879 (J)	0.0523 (J)	0.0749 (J)	0.065 (J)
2/18/2020			0.0557 (J)						
2/19/2020									
2/25/2020		0.0701 (J)			0.0566 (J)	0.0976 (J)	0.0724 (J)		
2/26/2020	0.101							0.0804 (J)	0.0687 (J)
7/21/2020									
7/22/2020		0.0628 (J)			<0.1	0.0955 (J)	<0.1		
7/23/2020	0.0891 (J)								
7/27/2020			<0.1						
7/28/2020								<0.1	<0.1

Time Series

Constituent: Fluoride (mg/L) Analysis Run 10/20/2020 1:23 PM

Plant Gaston Client: Southern Company Data: Gaston Ash Pond

	GN-AP-MW-23D	GN-AP-MW-23S
3/28/2016		
3/29/2016		
5/17/2016		
5/18/2016		
7/11/2016		
7/13/2016		
7/14/2016		
7/18/2016		
8/22/2016		
9/13/2016		
9/14/2016		
11/14/2016		
11/15/2016		
11/16/2016		
1/3/2017		
2/27/2017		
2/28/2017		
3/1/2017		
5/22/2017		
5/23/2017		
5/24/2017		
6/19/2017		
6/20/2017		
6/21/2017		
8/14/2017		
8/15/2017		
1/9/2018		
1/10/2018		
4/17/2018		
4/19/2018		
10/1/2018		
10/2/2018		
10/3/2018		
10/4/2018		
12/5/2018	0.04 (J)	0.05 (J)
1/2/2019		
2/27/2019		
4/1/2019		
4/2/2019		
4/3/2019		
5/7/2019		
9/17/2019		0.0892 (J)
9/18/2019	0.0623 (J)	
2/18/2020		
2/19/2020	<0.1	0.0647 (J)
2/25/2020		
2/26/2020		
7/21/2020	0.0713 (J)	0.0903 (J)
7/22/2020		
7/23/2020		
7/27/2020		
7/28/2020		

Time Series

Constituent: Fluoride (mg/L) Analysis Run 10/20/2020 1:23 PM

Plant Gaston Client: Southern Company Data: Gaston Ash Pond

	GN-AP-MW-26	GN-AP-MW-27	GN-AP-MW-28H	GN-AP-MW-29H	GN-AP-MW-3 (bg)	GN-AP-MW-30H	GN-AP-MW-31VR	GN-AP-MW-32V	GN-AP-MW-33V
3/28/2016					0.032 (J)				
5/17/2016					0.068 (J)				
7/11/2016					0.057 (J)				
9/14/2016					0.017 (J)				
11/16/2016					<0.1				
3/1/2017					<0.1				
5/23/2017					<0.1				
6/19/2017					<0.1				
8/15/2017					<0.1				
1/10/2018					<0.1				
4/19/2018					<0.1				
10/3/2018					<0.1				
12/5/2018		<0.1							
12/6/2018	<0.1								
2/26/2019			0.0777 (J)	0.106					
4/2/2019					<0.1				
9/16/2019			0.0768 (J)						
9/17/2019				0.0669 (J)	<0.1				
9/18/2019	<0.1	0.0618 (J)							
9/26/2019				0.0749 (J)					
10/22/2019						0.187			
2/19/2020	<0.1				<0.1	0.236			
2/25/2020		0.0554 (J)	0.0778 (J)	0.0683 (J)					0.235
2/26/2020								0.143	
4/29/2020							0.269		
7/20/2020								0.169	
7/21/2020		0.0959 (J)							0.313
7/22/2020	<0.1								
7/23/2020						0.17			
7/27/2020					<0.1		0.428		
7/29/2020			0.067 (J)	0.0608 (J)					

Time Series

Constituent: Fluoride (mg/L) Analysis Run 10/20/2020 1:23 PM

Plant Gaston Client: Southern Company Data: Gaston Ash Pond

	GN-AP-MW-34V	GN-AP-MW-35V
3/28/2016		
5/17/2016		
7/11/2016		
9/14/2016		
11/16/2016		
3/1/2017		
5/23/2017		
6/19/2017		
8/15/2017		
1/10/2018		
4/19/2018		
10/3/2018		
12/5/2018		
12/6/2018		
2/26/2019		
4/2/2019		
9/16/2019		
9/17/2019		
9/18/2019		
9/26/2019		
10/22/2019		
2/19/2020	0.13	
2/25/2020		
2/26/2020		
4/29/2020		0.141
7/20/2020		
7/21/2020	0.118	0.157
7/22/2020		
7/23/2020		
7/27/2020		
7/29/2020		

Time Series

Constituent: Fluoride (mg/L) Analysis Run 10/20/2020 1:23 PM

Plant Gaston Client: Southern Company Data: Gaston Ash Pond

	GN-AP-MW-36V	GN-AP-MW-37V	GN-AP-MW-4	GN-AP-MW-5	GN-AP-MW-6	GN-AP-MW-7	GN-AP-MW-8	GN-AP-MW-9	GN-AP-PW-18-3
3/29/2016							0.104 (J)		
3/30/2016			0.023 (J)	0.048 (J)	0.056 (J)	0.034 (J)			
4/4/2016								0.109 (J)	
5/17/2016			0.065 (J)						
5/19/2016					0.09 (J)	0.072 (J)			
5/23/2016				0.076 (J)			0.131 (J)	0.1 (J)	
7/11/2016			0.054 (J)						
7/12/2016							0.105 (J)	0.11 (J)	
7/13/2016					0.067 (J)	0.054 (J)			
7/14/2016				0.058 (J)					
9/13/2016				0.025 (J)	0.026 (J)	0.021 (J)	0.057 (J)	0.075 (J)	
9/14/2016			0.014 (J)						
11/15/2016				<0.1	<0.1	<0.1	<0.1	0.023 (J)	
11/16/2016			<0.1						
2/28/2017			<0.1				0.07 (J)	0.11	
3/1/2017				0.04 (J)	<0.1	<0.1			
5/23/2017				0.05 (J)	0.04 (J)	0.04 (J)			
5/24/2017			<0.1				0.09 (J)	0.11	
6/20/2017				0.06 (J)	0.05 (J)	0.04 (J)	0.08 (J)	0.12	
6/21/2017			<0.1						
8/15/2017			<0.1	0.05 (J)	0.04 (J)	0.04 (J)	0.09 (J)		
8/16/2017								<0.1 (U*)	
1/9/2018				0.04 (J)					
1/10/2018			<0.1		0.04 (J)	0.04 (J)	0.11	0.12	
4/17/2018				0.04 (J)	0.04 (J)	<0.1	0.09 (J)	0.12	
4/19/2018			<0.1						
10/1/2018				0.05 (J)			0.12	0.14	
10/3/2018			<0.1						
10/4/2018					0.05 (J)	0.05 (J)			
1/2/2019									0.13
4/1/2019							0.0956 (J)	0.136	
4/2/2019			<0.1	0.0555 (J)	0.0586 (J)	0.052 (J)			
9/17/2019			<0.1				0.0971 (J)	0.128	
9/18/2019				0.0568 (J)	0.0634 (J)	0.0578 (J)			
2/17/2020								0.15	
2/18/2020			0.0506 (J)						
2/25/2020							0.0898 (J)		
2/26/2020				0.0647 (J)	<0.1	0.0523 (J)			
4/29/2020	0.397	0.164							
7/20/2020	0.407	0.158							
7/27/2020			<0.1						
7/28/2020				<0.1	<0.1	<0.1			
7/29/2020							0.0742 (J)	0.116	

Time Series

Constituent: Fluoride (mg/L) Analysis Run 10/20/2020 1:23 PM

Plant Gaston Client: Southern Company Data: Gaston Ash Pond

	GN-AP-PW-18-6B	GN-AP-PW-18-9
3/29/2016		
3/30/2016		
4/4/2016		
5/17/2016		
5/19/2016		
5/23/2016		
7/11/2016		
7/12/2016		
7/13/2016		
7/14/2016		
9/13/2016		
9/14/2016		
11/15/2016		
11/16/2016		
2/28/2017		
3/1/2017		
5/23/2017		
5/24/2017		
6/20/2017		
6/21/2017		
8/15/2017		
8/16/2017		
1/9/2018		
1/10/2018		
4/17/2018		
4/19/2018		
10/1/2018		
10/3/2018		
10/4/2018		
1/2/2019	0.04 (J)	<0.1
4/1/2019		
4/2/2019		
9/17/2019		
9/18/2019		
2/17/2020		
2/18/2020		
2/25/2020		
2/26/2020		
4/29/2020		
7/20/2020		
7/27/2020		
7/28/2020		
7/29/2020		

Time Series

Constituent: Lead (mg/L) Analysis Run 10/20/2020 1:23 PM

Plant Gaston Client: Southern Company Data: Gaston Ash Pond

	GN-AP-MW-1	GN-AP-MW-10	GN-AP-MW-11	GN-AP-MW-12	GN-AP-MW-13	GN-AP-MW-14	GN-AP-MW-15R	GN-AP-MW-16	GN-AP-MW-16V
3/28/2016						0.0202 (o)	<0.005		
3/29/2016	<0.005							<0.005	
3/30/2016		<0.005	<0.005	<0.005	<0.005				
5/17/2016		<0.005				0.00114 (J)		<0.005	
5/18/2016			<0.005	<0.005	<0.005				
5/19/2016	<0.005						<0.005		
7/11/2016						<0.005	<0.005		
7/12/2016	<0.005								
7/13/2016		<0.005	<0.005	<0.005					
7/14/2016					<0.005			<0.005	
8/22/2016							<0.005		
9/12/2016				<0.005	<0.005				
9/13/2016	<0.005	<0.005	<0.005			<0.005		<0.005	
9/14/2016							<0.005		
11/14/2016			<0.005	<0.005	<0.005			<0.005	
11/15/2016	<0.005	<0.005				<0.005	<0.005		
11/16/2016									
1/3/2017							<0.005		
2/27/2017						<0.005	<0.005		
2/28/2017	<0.005	<0.005	<0.005	<0.005	<0.005			<0.005	
5/22/2017		<0.005	<0.005				<0.005		
5/23/2017	<0.005								
5/24/2017				<0.005	<0.005	<0.005		<0.005	
6/19/2017	<0.005	<0.005	<0.005					<0.005	
6/20/2017							<0.005		
6/21/2017				<0.005	<0.005	<0.005			
1/9/2018			<0.005	<0.005	<0.005	<0.005	<0.005	<0.005	
1/10/2018	<0.005	<0.005							
4/16/2018		<0.005	<0.005	<0.005					
4/17/2018	<0.005								
4/19/2018					<0.005	<0.005	<0.005	<0.005	
10/1/2018	<0.005							<0.005	
10/2/2018		<0.005							
10/4/2018			<0.005	<0.005					
10/5/2018					<0.005	<0.005	<0.005		
12/17/2018									
2/25/2019									<0.005
4/1/2019	<0.005								
4/3/2019		<0.005	<0.005	<0.005	<0.005	<0.005	<0.005	<0.005	
5/7/2019							<0.005		
9/16/2019		<0.005	<0.005	<0.005				<0.005	<0.005
9/17/2019	<0.005				<0.005	<0.005			
9/18/2019							<0.005		
2/17/2020		<0.005	<0.005						
2/18/2020				<0.005					
2/19/2020					<0.005	<0.005			
2/25/2020							<0.005	<0.005	<0.005
2/26/2020									
7/22/2020		<0.005	<0.005						
7/23/2020						<0.005			
7/27/2020				<0.005	<0.005				
7/28/2020							<0.005	<0.005	<0.005

Time Series

Constituent: Lead (mg/L) Analysis Run 10/20/2020 1:23 PM

Plant Gaston Client: Southern Company Data: Gaston Ash Pond

	GN-AP-MW-1	GN-AP-MW-10	GN-AP-MW-11	GN-AP-MW-12	GN-AP-MW-13	GN-AP-MW-14	GN-AP-MW-15R	GN-AP-MW-16	GN-AP-MW-16V
7/29/2020									

Time Series

Constituent: Lead (mg/L) Analysis Run 10/20/2020 1:23 PM

Plant Gaston Client: Southern Company Data: Gaston Ash Pond

	GN-AP-MW-17	GN-AP-MW-17SV
3/28/2016		
3/29/2016	<0.005	
3/30/2016		
5/17/2016	<0.005	
5/18/2016		
5/19/2016		
7/11/2016		
7/12/2016		
7/13/2016		
7/14/2016	<0.005	
8/22/2016		
9/12/2016		
9/13/2016	<0.005	
9/14/2016		
11/14/2016		
11/15/2016		
11/16/2016	<0.005	
1/3/2017		
2/27/2017		
2/28/2017	<0.005	
5/22/2017		
5/23/2017		
5/24/2017	<0.005	
6/19/2017	<0.005	
6/20/2017		
6/21/2017		
1/9/2018	<0.005	
1/10/2018		
4/16/2018		
4/17/2018		
4/19/2018	<0.005	
10/1/2018	<0.005	
10/2/2018		
10/4/2018		
10/5/2018		
12/17/2018		<0.005
2/25/2019		
4/1/2019		
4/3/2019	<0.005	
5/7/2019		
9/16/2019		
9/17/2019	<0.005	
9/18/2019		<0.005
2/17/2020		
2/18/2020		
2/19/2020		
2/25/2020		
2/26/2020	<0.005	<0.005
7/22/2020		
7/23/2020		<0.005
7/27/2020		
7/28/2020		

Time Series

Constituent: Lead (mg/L) Analysis Run 10/20/2020 1:23 PM

Plant Gaston Client: Southern Company Data: Gaston Ash Pond

	GN-AP-MW-17	GN-AP-MW-17SV
7/29/2020	<0.005	

Time Series

Constituent: Lead (mg/L) Analysis Run 10/20/2020 1:23 PM

Plant Gaston Client: Southern Company Data: Gaston Ash Pond

	GN-AP-MW-17V	GN-AP-MW-18	GN-AP-MW-19	GN-AP-MW-2 (bg)	GN-AP-MW-20	GN-AP-MW-20SV	GN-AP-MW-20V	GN-AP-MW-21	GN-AP-MW-22
3/28/2016			<0.005	<0.005					
3/29/2016		<0.005			<0.005				
5/17/2016		<0.005							
5/18/2016			<0.005	<0.005	<0.005				
7/11/2016				<0.005					
7/13/2016			<0.005		<0.005			<0.005	
7/14/2016									<0.005
7/18/2016		<0.005							
8/22/2016								<0.005	<0.005
9/13/2016			<0.005					<0.005	<0.005
9/14/2016		<0.005		<0.005	<0.005				
11/14/2016		<0.005			<0.005				
11/15/2016								<0.005	<0.005
11/16/2016			<0.005	<0.005					
1/3/2017								<0.005	<0.005
2/27/2017			<0.005						
2/28/2017		<0.005			<0.005				
3/1/2017				<0.005				<0.005	<0.005
5/22/2017			<0.005						
5/23/2017				<0.005				<0.005	<0.005
5/24/2017		<0.005			<0.005				
6/19/2017		<0.005		<0.005	<0.005				
6/20/2017								<0.005	<0.005
6/21/2017			<0.005						
1/9/2018		<0.005			<0.005				<0.005
1/10/2018			<0.005	<0.005				<0.005	
4/17/2018								<0.005	<0.005
4/19/2018		<0.005	<0.005	<0.005	<0.005				
10/1/2018		<0.005			<0.005				
10/2/2018			<0.005						
10/3/2018				<0.005					
10/4/2018								<0.005	<0.005
12/5/2018									
12/13/2018						<0.005			
2/27/2019	<0.005						<0.005		
4/1/2019			<0.005	<0.005					
4/2/2019								<0.005	<0.005
4/3/2019		<0.005			<0.005				
9/17/2019	<0.005								
9/18/2019		<0.005	<0.005	<0.005	<0.005	<0.005	<0.005	<0.005	<0.005
2/18/2020			<0.005						
2/19/2020									
2/25/2020		<0.005			<0.005	<0.005	<0.005		
2/26/2020	<0.005							<0.005	<0.005
7/21/2020									
7/22/2020		<0.005			<0.005	<0.005	<0.005		
7/23/2020	<0.005								
7/27/2020			<0.005						
7/28/2020								<0.005	<0.005

Time Series

Constituent: Lead (mg/L) Analysis Run 10/20/2020 1:23 PM

Plant Gaston Client: Southern Company Data: Gaston Ash Pond

	GN-AP-MW-23D	GN-AP-MW-23S
3/28/2016		
3/29/2016		
5/17/2016		
5/18/2016		
7/11/2016		
7/13/2016		
7/14/2016		
7/18/2016		
8/22/2016		
9/13/2016		
9/14/2016		
11/14/2016		
11/15/2016		
11/16/2016		
1/3/2017		
2/27/2017		
2/28/2017		
3/1/2017		
5/22/2017		
5/23/2017		
5/24/2017		
6/19/2017		
6/20/2017		
6/21/2017		
1/9/2018		
1/10/2018		
4/17/2018		
4/19/2018		
10/1/2018		
10/2/2018		
10/3/2018		
10/4/2018		
12/5/2018	<0.005	<0.005
12/13/2018		
2/27/2019		
4/1/2019		
4/2/2019		
4/3/2019		
9/17/2019		<0.005
9/18/2019	<0.005	
2/18/2020		
2/19/2020	<0.005	<0.005
2/25/2020		
2/26/2020		
7/21/2020	<0.005	<0.005
7/22/2020		
7/23/2020		
7/27/2020		
7/28/2020		

Time Series

Constituent: Lead (mg/L) Analysis Run 10/20/2020 1:23 PM

Plant Gaston Client: Southern Company Data: Gaston Ash Pond

	GN-AP-MW-26	GN-AP-MW-27	GN-AP-MW-28H	GN-AP-MW-29H	GN-AP-MW-3 (bg)	GN-AP-MW-30H	GN-AP-MW-31VR	GN-AP-MW-32V	GN-AP-MW-33V
3/28/2016					0.00128 (J)				
5/17/2016					<0.005				
7/11/2016					<0.005				
9/14/2016					<0.005				
11/16/2016					<0.005				
3/1/2017					<0.005				
5/23/2017					<0.005				
6/19/2017					<0.005				
1/10/2018					<0.005				
4/19/2018					<0.005				
10/3/2018					<0.005				
12/5/2018		<0.005							
12/6/2018	<0.005								
2/26/2019			<0.005	<0.005					
4/2/2019					<0.005				
9/16/2019			<0.005						
9/17/2019				<0.005	<0.005				
9/18/2019	<0.005	<0.005							
9/26/2019				<0.005					
10/22/2019						<0.005			
2/19/2020	<0.005				<0.005	<0.005			
2/25/2020		<0.005	<0.005	<0.005					<0.005
2/26/2020								<0.005	
4/29/2020							<0.005		
7/20/2020								<0.005	
7/21/2020		<0.005							<0.005
7/22/2020	<0.005								
7/23/2020						<0.005			
7/27/2020					<0.005		<0.005		
7/29/2020			<0.005	<0.005					

Time Series

Constituent: Lead (mg/L) Analysis Run 10/20/2020 1:23 PM

Plant Gaston Client: Southern Company Data: Gaston Ash Pond

	GN-AP-MW-34V	GN-AP-MW-35V
3/28/2016		
5/17/2016		
7/11/2016		
9/14/2016		
11/16/2016		
3/1/2017		
5/23/2017		
6/19/2017		
1/10/2018		
4/19/2018		
10/3/2018		
12/5/2018		
12/6/2018		
2/26/2019		
4/2/2019		
9/16/2019		
9/17/2019		
9/18/2019		
9/26/2019		
10/22/2019		
2/19/2020	<0.005	
2/25/2020		
2/26/2020		
4/29/2020		<0.005
7/20/2020		
7/21/2020	<0.005	<0.005
7/22/2020		
7/23/2020		
7/27/2020		
7/29/2020		

Time Series

Constituent: Lead (mg/L) Analysis Run 10/20/2020 1:23 PM

Plant Gaston Client: Southern Company Data: Gaston Ash Pond

	GN-AP-MW-36V	GN-AP-MW-37V	GN-AP-MW-4	GN-AP-MW-5	GN-AP-MW-6	GN-AP-MW-7	GN-AP-MW-8	GN-AP-MW-9	GN-AP-PW-18-3
3/29/2016							<0.005		
3/30/2016			0.00247 (J)	<0.005	<0.005	<0.005			
4/4/2016								<0.005	
5/17/2016			<0.005						
5/19/2016					<0.005	<0.005			
5/23/2016				<0.005			<0.005	<0.005	
7/11/2016			<0.005						
7/12/2016							<0.005	<0.005	
7/13/2016					<0.005	<0.005			
7/14/2016				<0.005					
9/13/2016				<0.005	<0.005	<0.005	<0.005	<0.005	
9/14/2016			<0.005						
11/15/2016				<0.005	<0.005	<0.005	<0.005	<0.005	
11/16/2016			<0.005						
2/28/2017			<0.005				<0.005	<0.005	
3/1/2017				<0.005	<0.005	<0.005			
5/23/2017				<0.005	<0.005	<0.005			
5/24/2017			<0.005				<0.005	<0.005	
6/20/2017				<0.005	<0.005	<0.005	<0.005	<0.005	
6/21/2017			<0.005						
1/9/2018				<0.005					
1/10/2018			<0.005		<0.005	<0.005	<0.005	<0.005	
4/17/2018				<0.005	<0.005	<0.005	<0.005	<0.005	
4/19/2018			<0.005						
10/1/2018				<0.005			<0.005	<0.005	
10/3/2018			<0.005						
10/4/2018					<0.005	<0.005			
12/11/2018									<0.005
4/1/2019							<0.005	<0.005	
4/2/2019			<0.005	<0.005	<0.005	<0.005			
9/17/2019			<0.005				<0.005	<0.005	
9/18/2019				<0.005	<0.005	<0.005			
2/17/2020								<0.005	
2/18/2020			<0.005						
2/25/2020							<0.005		
2/26/2020				<0.005	<0.005	<0.005			
4/29/2020	<0.005	<0.005							
7/20/2020	<0.005	<0.005							
7/27/2020			<0.005						
7/28/2020				<0.005	<0.005	<0.005			
7/29/2020							<0.005	<0.005	

Time Series

Constituent: Lead (mg/L) Analysis Run 10/20/2020 1:23 PM

Plant Gaston Client: Southern Company Data: Gaston Ash Pond

	GN-AP-PW-18-6B	GN-AP-PW-18-9
3/29/2016		
3/30/2016		
4/4/2016		
5/17/2016		
5/19/2016		
5/23/2016		
7/11/2016		
7/12/2016		
7/13/2016		
7/14/2016		
9/13/2016		
9/14/2016		
11/15/2016		
11/16/2016		
2/28/2017		
3/1/2017		
5/23/2017		
5/24/2017		
6/20/2017		
6/21/2017		
1/9/2018		
1/10/2018		
4/17/2018		
4/19/2018		
10/1/2018		
10/3/2018		
10/4/2018		
12/11/2018	<0.005	<0.005
4/1/2019		
4/2/2019		
9/17/2019		
9/18/2019		
2/17/2020		
2/18/2020		
2/25/2020		
2/26/2020		
4/29/2020		
7/20/2020		
7/27/2020		
7/28/2020		
7/29/2020		

Time Series

Constituent: Lithium (mg/L) Analysis Run 10/20/2020 1:23 PM

Plant Gaston Client: Southern Company Data: Gaston Ash Pond

	GN-AP-MW-1	GN-AP-MW-10	GN-AP-MW-11	GN-AP-MW-12	GN-AP-MW-13	GN-AP-MW-14	GN-AP-MW-15R	GN-AP-MW-16	GN-AP-MW-16V
3/28/2016						0.0107 (J)	<0.02		
3/29/2016	0.0182 (J)							0.0774	
3/30/2016		<0.02	<0.02	<0.02	<0.02				
5/17/2016		<0.02				<0.02		0.0738	
5/18/2016			<0.02	<0.02	<0.02				
5/19/2016	<0.02						<0.02		
7/11/2016						<0.02	0.0133 (J)		
7/12/2016	<0.02								
7/13/2016		<0.02	<0.02	<0.02					
7/14/2016					<0.02			0.0788	
8/22/2016							0.0167 (J)		
9/12/2016				<0.02	<0.02				
9/13/2016	<0.02	<0.02	<0.02			<0.02		0.0748	
9/14/2016							0.019 (J)		
11/14/2016			<0.02	<0.02	<0.02			0.0851	
11/15/2016	<0.02	<0.02				<0.02	0.024 (J)		
11/16/2016									
1/3/2017							0.0305 (J)		
2/27/2017						<0.02	0.038 (J)		
2/28/2017	<0.02	<0.02	<0.02	<0.02	<0.02			0.0766	
5/22/2017		<0.02	<0.02				0.0451 (J)		
5/23/2017	<0.02								
5/24/2017				<0.02	<0.02	<0.02		0.0722	
6/19/2017	<0.02	<0.02	<0.02					0.0693	
6/20/2017							0.043 (J)		
6/21/2017				<0.02	<0.02	<0.02			
1/9/2018			<0.02	<0.02	<0.02	<0.02	0.0595	0.0781	
1/10/2018	<0.02	<0.02							
4/16/2018		<0.02	<0.02	<0.02					
4/17/2018	<0.02								
4/19/2018					<0.02	<0.02	0.0793	0.0752	
10/1/2018	<0.02							0.076	
10/2/2018		<0.02							
10/4/2018			<0.02	<0.02					
10/5/2018					<0.02	<0.02	0.113		
12/17/2018									
2/25/2019									0.298
4/1/2019	<0.02								
4/3/2019		<0.02	<0.02	<0.02	<0.02	<0.02	0.149	0.0814	
5/7/2019							0.164		
9/16/2019		<0.02	<0.02	<0.02				0.0926	0.312
9/17/2019	<0.02				<0.02	<0.02			
9/18/2019							0.186		
2/17/2020		<0.02	<0.02						
2/18/2020				<0.02					
2/19/2020					<0.02	<0.02			
2/25/2020							0.0848	0.0951	0.318
2/26/2020									
7/22/2020		<0.02	<0.02						
7/23/2020						<0.02			
7/27/2020				<0.02	<0.02				
7/28/2020							0.0559	0.0903	0.307

Time Series

Constituent: Lithium (mg/L) Analysis Run 10/20/2020 1:23 PM

Plant Gaston Client: Southern Company Data: Gaston Ash Pond

	GN-AP-MW-1	GN-AP-MW-10	GN-AP-MW-11	GN-AP-MW-12	GN-AP-MW-13	GN-AP-MW-14	GN-AP-MW-15R	GN-AP-MW-16	GN-AP-MW-16V
7/29/2020									

Time Series

Constituent: Lithium (mg/L) Analysis Run 10/20/2020 1:23 PM

Plant Gaston Client: Southern Company Data: Gaston Ash Pond

	GN-AP-MW-17	GN-AP-MW-17SV
3/28/2016		
3/29/2016	0.646	
3/30/2016		
5/17/2016	0.613	
5/18/2016		
5/19/2016		
7/11/2016		
7/12/2016		
7/13/2016		
7/14/2016	0.616	
8/22/2016		
9/12/2016		
9/13/2016	0.592	
9/14/2016		
11/14/2016		
11/15/2016		
11/16/2016	0.603	
1/3/2017		
2/27/2017		
2/28/2017	0.562	
5/22/2017		
5/23/2017		
5/24/2017	0.561	
6/19/2017	0.543	
6/20/2017		
6/21/2017		
1/9/2018	0.621	
1/10/2018		
4/16/2018		
4/17/2018		
4/19/2018	0.591	
10/1/2018	0.628	
10/2/2018		
10/4/2018		
10/5/2018		
12/17/2018		0.0898
2/25/2019		
4/1/2019		
4/3/2019	0.716	
5/7/2019		
9/16/2019		
9/17/2019	0.785	
9/18/2019		0.129
2/17/2020		
2/18/2020		
2/19/2020		
2/25/2020		
2/26/2020	0.752	0.193
7/22/2020		
7/23/2020		0.153
7/27/2020		
7/28/2020		

Time Series

Constituent: Lithium (mg/L) Analysis Run 10/20/2020 1:23 PM

Plant Gaston Client: Southern Company Data: Gaston Ash Pond

	GN-AP-MW-17	GN-AP-MW-17SV
7/29/2020	0.731	

Time Series

Constituent: Lithium (mg/L) Analysis Run 10/20/2020 1:23 PM

Plant Gaston Client: Southern Company Data: Gaston Ash Pond

	GN-AP-MW-17V	GN-AP-MW-18	GN-AP-MW-19	GN-AP-MW-2 (bg)	GN-AP-MW-20	GN-AP-MW-20SV	GN-AP-MW-20V	GN-AP-MW-21	GN-AP-MW-22
3/28/2016			<0.02	<0.02					
3/29/2016		0.0396 (J)			0.118				
5/17/2016		0.04 (J)							
5/18/2016			<0.02	<0.02	0.12				
7/11/2016				<0.02					
7/13/2016			<0.02		0.135			<0.02	
7/14/2016									<0.02
7/18/2016		0.0439 (J)							
8/22/2016								<0.02	<0.02
9/13/2016			<0.02					<0.02	<0.02
9/14/2016		0.0371 (J)		<0.02	0.115				
11/14/2016		0.0398 (J)			0.114				
11/15/2016								<0.02	<0.02
11/16/2016			<0.02	<0.02					
1/3/2017								<0.02	<0.02
2/27/2017			<0.02						
2/28/2017		0.032 (J)			0.0991				
3/1/2017				<0.02				<0.02	<0.02
5/22/2017			<0.02						
5/23/2017				<0.02				<0.02	<0.02
5/24/2017		0.0331 (J)			0.103				
6/19/2017		0.0342 (J)		<0.02	0.104				
6/20/2017								<0.02	<0.02
6/21/2017			<0.02						
1/9/2018		0.0382 (J)			0.112				<0.02
1/10/2018			<0.02	<0.02				<0.02	
4/17/2018								<0.02	<0.02
4/19/2018		0.0358 (J)	<0.02	<0.02	0.106				
10/1/2018		0.0386			0.11				
10/2/2018			<0.02						
10/3/2018				<0.02					
10/4/2018								<0.02	<0.02
12/5/2018									
12/13/2018						<0.02			
2/27/2019	0.364						0.0372		
4/1/2019			<0.02	<0.02					
4/2/2019								<0.02	<0.02
4/3/2019		0.0393			0.115				
9/17/2019	0.432								
9/18/2019		0.0492	<0.02	<0.02	0.131	0.0108 (J)	0.0399	<0.02	<0.02
2/18/2020			<0.02						
2/19/2020									
2/25/2020		0.0465			0.137	0.0117 (J)	0.0421		
2/26/2020	0.465							<0.02	<0.02
7/21/2020									
7/22/2020		0.0507			0.125	<0.02	0.0423		
7/23/2020	0.405								
7/27/2020			<0.02						
7/28/2020								<0.02	<0.02

Time Series

Constituent: Lithium (mg/L) Analysis Run 10/20/2020 1:23 PM

Plant Gaston Client: Southern Company Data: Gaston Ash Pond

	GN-AP-MW-23D	GN-AP-MW-23S
3/28/2016		
3/29/2016		
5/17/2016		
5/18/2016		
7/11/2016		
7/13/2016		
7/14/2016		
7/18/2016		
8/22/2016		
9/13/2016		
9/14/2016		
11/14/2016		
11/15/2016		
11/16/2016		
1/3/2017		
2/27/2017		
2/28/2017		
3/1/2017		
5/22/2017		
5/23/2017		
5/24/2017		
6/19/2017		
6/20/2017		
6/21/2017		
1/9/2018		
1/10/2018		
4/17/2018		
4/19/2018		
10/1/2018		
10/2/2018		
10/3/2018		
10/4/2018		
12/5/2018	<0.02	<0.02
12/13/2018		
2/27/2019		
4/1/2019		
4/2/2019		
4/3/2019		
9/17/2019		<0.02
9/18/2019	<0.02	
2/18/2020		
2/19/2020	<0.02	<0.02
2/25/2020		
2/26/2020		
7/21/2020	<0.02	<0.02
7/22/2020		
7/23/2020		
7/27/2020		
7/28/2020		

Time Series

Constituent: Lithium (mg/L) Analysis Run 10/20/2020 1:23 PM

Plant Gaston Client: Southern Company Data: Gaston Ash Pond

	GN-AP-MW-26	GN-AP-MW-27	GN-AP-MW-28H	GN-AP-MW-29H	GN-AP-MW-3 (bg)	GN-AP-MW-30H	GN-AP-MW-31VR	GN-AP-MW-32V	GN-AP-MW-33V
3/28/2016					<0.02				
5/17/2016					<0.02				
7/11/2016					<0.02				
9/14/2016					<0.02				
11/16/2016					<0.02				
3/1/2017					<0.02				
5/23/2017					<0.02				
6/19/2017					<0.02				
1/10/2018					<0.02				
4/19/2018					<0.02				
10/3/2018					<0.02				
12/5/2018		<0.02							
12/6/2018	<0.02								
2/26/2019			0.132	0.277					
4/2/2019					<0.02				
9/16/2019			0.141						
9/17/2019				0.289	<0.02				
9/18/2019	<0.02	<0.02							
9/26/2019				0.302					
10/22/2019						<0.02			
2/19/2020	<0.02				<0.02	0.0107 (J)			
2/25/2020		<0.02	0.14	0.307					0.164
2/26/2020								0.0717	
4/29/2020							<0.02		
7/20/2020								0.0659	
7/21/2020		<0.02							0.127
7/22/2020	<0.02								
7/23/2020						<0.02			
7/27/2020					<0.02		<0.02		
7/29/2020			0.147	0.303					

Time Series

Constituent: Lithium (mg/L) Analysis Run 10/20/2020 1:23 PM

Plant Gaston Client: Southern Company Data: Gaston Ash Pond

	GN-AP-MW-34V	GN-AP-MW-35V
3/28/2016		
5/17/2016		
7/11/2016		
9/14/2016		
11/16/2016		
3/1/2017		
5/23/2017		
6/19/2017		
1/10/2018		
4/19/2018		
10/3/2018		
12/5/2018		
12/6/2018		
2/26/2019		
4/2/2019		
9/16/2019		
9/17/2019		
9/18/2019		
9/26/2019		
10/22/2019		
2/19/2020	0.038	
2/25/2020		
2/26/2020		
4/29/2020		<0.02
7/20/2020		
7/21/2020	0.0378	<0.02
7/22/2020		
7/23/2020		
7/27/2020		
7/29/2020		

Time Series

Constituent: Lithium (mg/L) Analysis Run 10/20/2020 1:23 PM

Plant Gaston Client: Southern Company Data: Gaston Ash Pond

	GN-AP-MW-36V	GN-AP-MW-37V	GN-AP-MW-4	GN-AP-MW-5	GN-AP-MW-6	GN-AP-MW-7	GN-AP-MW-8	GN-AP-MW-9	GN-AP-PW-18-3
3/29/2016							<0.02		
3/30/2016			0.015 (J)	0.0307 (J)	<0.02	<0.02			
4/4/2016								<0.02	
5/17/2016			<0.02						
5/19/2016					<0.02	<0.02			
5/23/2016				0.0374 (J)			<0.02	<0.02	
7/11/2016			<0.02						
7/12/2016							<0.02	<0.02	
7/13/2016					<0.02	<0.02			
7/14/2016				0.0499 (J)					
9/13/2016				0.0438 (J)	<0.02	<0.02	<0.02	<0.02	
9/14/2016			<0.02						
11/15/2016				0.0494 (J)	<0.02	<0.02	<0.02	<0.02	
11/16/2016			<0.02						
2/28/2017			<0.02				<0.02	<0.02	
3/1/2017				0.0426 (J)	<0.02	<0.02			
5/23/2017				0.0416 (J)	<0.02	<0.02			
5/24/2017			<0.02				<0.02	<0.02	
6/20/2017				0.0376 (J)	<0.02	<0.02	<0.02	<0.02	
6/21/2017			<0.02						
1/9/2018				0.0461 (J)					
1/10/2018			<0.02		<0.02	<0.02	<0.02	<0.02	
4/17/2018				0.0319 (J)	<0.02	<0.02	<0.02	<0.02	
4/19/2018			<0.02						
10/1/2018				0.0482			<0.02	<0.02	
10/3/2018			<0.02						
10/4/2018					<0.02	<0.02			
12/11/2018									1.84
4/1/2019							<0.02	<0.02	
4/2/2019			<0.02	0.0242	<0.02	<0.02			
9/17/2019			<0.02				<0.02	<0.02	
9/18/2019				0.043	<0.02	<0.02			
2/17/2020								<0.02	
2/18/2020			<0.02						
2/25/2020							<0.02		
2/26/2020				<0.02	<0.02	<0.02			
4/29/2020	0.0284	0.0377							
7/20/2020	0.0358	0.0522							
7/27/2020			<0.02						
7/28/2020				0.0361	<0.02	<0.02			
7/29/2020							<0.02	<0.02	

Time Series

Constituent: Lithium (mg/L) Analysis Run 10/20/2020 1:23 PM

Plant Gaston Client: Southern Company Data: Gaston Ash Pond

	GN-AP-PW-18-6B	GN-AP-PW-18-9
3/29/2016		
3/30/2016		
4/4/2016		
5/17/2016		
5/19/2016		
5/23/2016		
7/11/2016		
7/12/2016		
7/13/2016		
7/14/2016		
9/13/2016		
9/14/2016		
11/15/2016		
11/16/2016		
2/28/2017		
3/1/2017		
5/23/2017		
5/24/2017		
6/20/2017		
6/21/2017		
1/9/2018		
1/10/2018		
4/17/2018		
4/19/2018		
10/1/2018		
10/3/2018		
10/4/2018		
12/11/2018	2.73	2.19
4/1/2019		
4/2/2019		
9/17/2019		
9/18/2019		
2/17/2020		
2/18/2020		
2/25/2020		
2/26/2020		
4/29/2020		
7/20/2020		
7/27/2020		
7/28/2020		
7/29/2020		

Time Series

Constituent: Mercury (mg/L) Analysis Run 10/20/2020 1:23 PM

Plant Gaston Client: Southern Company Data: Gaston Ash Pond

	GN-AP-MW-1	GN-AP-MW-10	GN-AP-MW-11	GN-AP-MW-12	GN-AP-MW-13	GN-AP-MW-14	GN-AP-MW-15R	GN-AP-MW-16	GN-AP-MW-16V
3/28/2016						<0.0005	<0.0005		
3/29/2016	<0.0005							<0.0005	
3/30/2016		<0.0005	<0.0005	<0.0005	<0.0005				
5/17/2016		<0.0005				<0.0005		<0.0005	
5/18/2016			<0.0005	<0.0005	<0.0005				
5/19/2016	<0.0005						<0.0005		
7/11/2016						<0.0005	<0.0005		
7/12/2016	<0.0005								
7/13/2016		<0.0005	<0.0005	<0.0005					
7/14/2016					<0.0005			<0.0005	
8/22/2016							<0.0005		
9/12/2016				<0.0005	<0.0005				
9/13/2016	<0.0005	<0.0005	<0.0005			<0.0005		<0.0005	
9/14/2016							<0.0005		
11/14/2016			<0.0005	<0.0005	<0.0005			<0.0005	
11/15/2016	<0.0005	<0.0005				<0.0005	<0.0005		
11/16/2016									
1/3/2017							<0.0005		
2/27/2017						<0.0005	<0.0005		
2/28/2017	<0.0005	<0.0005	<0.0005	<0.0005	<0.0005			<0.0005	
5/22/2017		<0.0005	<0.0005				<0.0005		
5/23/2017	<0.0005								
5/24/2017				<0.0005	<0.0005	<0.0005		<0.0005	
6/19/2017	<0.0005	<0.0005	<0.0005					<0.0005	
6/20/2017							<0.0005		
6/21/2017				<0.0005	<0.0005	<0.0005			
1/9/2018			<0.0005	<0.0005	<0.0005	<0.0005	<0.0005	<0.0005	
1/10/2018	<0.0005	<0.0005							
4/16/2018		<0.0005	<0.0005	<0.0005					
4/17/2018	<0.0005								
4/19/2018					<0.0005	<0.0005	<0.0005	<0.0005	
10/1/2018	<0.0005							<0.0005	
10/2/2018		<0.0005							
10/4/2018			<0.0005	<0.0005					
10/5/2018					<0.0005	<0.0005	<0.0005		
12/17/2018									
2/25/2019									<0.0005
4/1/2019	<0.0005								
4/3/2019		<0.0005	<0.0005	<0.0005	<0.0005	<0.0005	<0.0005	<0.0005	
5/7/2019							<0.0005		
9/16/2019		<0.0005	<0.0005	<0.0005				<0.0005	<0.0005
9/17/2019	<0.0005				<0.0005	<0.0005			
9/18/2019							<0.0005		
2/17/2020		<0.0005	<0.0005						
2/18/2020				<0.0005					
2/19/2020					<0.0005	<0.0005			
2/25/2020							<0.0005	<0.0005	<0.0005
2/26/2020									
7/22/2020		<0.0005	<0.0005						
7/23/2020						<0.0005			
7/27/2020				<0.0005	<0.0005				
7/28/2020							<0.0005	<0.0005	<0.0005

Time Series

Constituent: Mercury (mg/L) Analysis Run 10/20/2020 1:23 PM

Plant Gaston Client: Southern Company Data: Gaston Ash Pond

	GN-AP-MW-1	GN-AP-MW-10	GN-AP-MW-11	GN-AP-MW-12	GN-AP-MW-13	GN-AP-MW-14	GN-AP-MW-15R	GN-AP-MW-16	GN-AP-MW-16V
7/29/2020									

Time Series

Constituent: Mercury (mg/L) Analysis Run 10/20/2020 1:23 PM

Plant Gaston Client: Southern Company Data: Gaston Ash Pond

	GN-AP-MW-17	GN-AP-MW-17SV
3/28/2016		
3/29/2016	<0.0005	
3/30/2016		
5/17/2016	<0.0005	
5/18/2016		
5/19/2016		
7/11/2016		
7/12/2016		
7/13/2016		
7/14/2016	<0.0005	
8/22/2016		
9/12/2016		
9/13/2016	<0.0005	
9/14/2016		
11/14/2016		
11/15/2016		
11/16/2016	<0.0005	
1/3/2017		
2/27/2017		
2/28/2017	<0.0005	
5/22/2017		
5/23/2017		
5/24/2017	<0.0005	
6/19/2017	<0.0005	
6/20/2017		
6/21/2017		
1/9/2018	<0.0005	
1/10/2018		
4/16/2018		
4/17/2018		
4/19/2018	<0.0005	
10/1/2018	<0.0005	
10/2/2018		
10/4/2018		
10/5/2018		
12/17/2018		<0.0005
2/25/2019		
4/1/2019		
4/3/2019	<0.0005	
5/7/2019		
9/16/2019		
9/17/2019	<0.0005	
9/18/2019		<0.0005
2/17/2020		
2/18/2020		
2/19/2020		
2/25/2020		
2/26/2020	<0.0005	<0.0005
7/22/2020		
7/23/2020		<0.0005
7/27/2020		
7/28/2020		

Time Series

Constituent: Mercury (mg/L) Analysis Run 10/20/2020 1:23 PM

Plant Gaston Client: Southern Company Data: Gaston Ash Pond

	GN-AP-MW-17	GN-AP-MW-17SV
7/29/2020	<0.0005	

Time Series

Constituent: Mercury (mg/L) Analysis Run 10/20/2020 1:23 PM

Plant Gaston Client: Southern Company Data: Gaston Ash Pond

	GN-AP-MW-17V	GN-AP-MW-18	GN-AP-MW-19	GN-AP-MW-2 (bg)	GN-AP-MW-20	GN-AP-MW-20SV	GN-AP-MW-20V	GN-AP-MW-21	GN-AP-MW-22
3/28/2016			<0.0005	<0.0005					
3/29/2016		<0.0005			<0.0005				
5/17/2016		<0.0005							
5/18/2016			<0.0005	<0.0005	<0.0005				
7/11/2016				<0.0005					
7/13/2016			<0.0005		<0.0005			<0.0005	
7/14/2016									<0.0005
7/18/2016		<0.0005							
8/22/2016								<0.0005	<0.0005
9/13/2016			<0.0005					<0.0005	<0.0005
9/14/2016		<0.0005		<0.0005	<0.0005				
11/14/2016		<0.0005			<0.0005				
11/15/2016								<0.0005	<0.0005
11/16/2016			<0.0005	<0.0005					
1/3/2017								<0.0005	<0.0005
2/27/2017			<0.0005						
2/28/2017		<0.0005			<0.0005				
3/1/2017				<0.0005				<0.0005	<0.0005
5/22/2017			<0.0005						
5/23/2017				<0.0005				<0.0005	<0.0005
5/24/2017		<0.0005			<0.0005				
6/19/2017		<0.0005		<0.0005	<0.0005				
6/20/2017								<0.0005	<0.0005
6/21/2017			<0.0005						
1/9/2018		<0.0005			<0.0005				<0.0005
1/10/2018			<0.0005	<0.0005				<0.0005	
4/17/2018								<0.0005	<0.0005
4/19/2018		<0.0005	<0.0005	<0.0005	<0.0005				
10/1/2018		<0.0005			<0.0005				
10/2/2018			<0.0005						
10/3/2018				<0.0005					
10/4/2018								<0.0005	<0.0005
12/5/2018									
12/13/2018						<0.0005			
2/27/2019	<0.0005						<0.0005		
4/1/2019			<0.0005	<0.0005					
4/2/2019								<0.0005	<0.0005
4/3/2019		<0.0005			<0.0005				
9/17/2019	<0.0005								
9/18/2019		<0.0005	<0.0005	<0.0005	<0.0005	<0.0005	<0.0005	<0.0005	<0.0005
2/18/2020			<0.0005						
2/19/2020									
2/25/2020		<0.0005			<0.0005	<0.0005	<0.0005		
2/26/2020	<0.0005							<0.0005	<0.0005
7/21/2020									
7/22/2020		<0.0005			<0.0005	<0.0005	<0.0005		
7/23/2020	<0.0005								
7/27/2020			<0.0005						
7/28/2020								<0.0005	<0.0005

Time Series

Constituent: Mercury (mg/L) Analysis Run 10/20/2020 1:23 PM

Plant Gaston Client: Southern Company Data: Gaston Ash Pond

	GN-AP-MW-23D	GN-AP-MW-23S
3/28/2016		
3/29/2016		
5/17/2016		
5/18/2016		
7/11/2016		
7/13/2016		
7/14/2016		
7/18/2016		
8/22/2016		
9/13/2016		
9/14/2016		
11/14/2016		
11/15/2016		
11/16/2016		
1/3/2017		
2/27/2017		
2/28/2017		
3/1/2017		
5/22/2017		
5/23/2017		
5/24/2017		
6/19/2017		
6/20/2017		
6/21/2017		
1/9/2018		
1/10/2018		
4/17/2018		
4/19/2018		
10/1/2018		
10/2/2018		
10/3/2018		
10/4/2018		
12/5/2018	<0.0005	<0.0005
12/13/2018		
2/27/2019		
4/1/2019		
4/2/2019		
4/3/2019		
9/17/2019		<0.0005
9/18/2019	<0.0005	
2/18/2020		
2/19/2020	<0.0005	<0.0005
2/25/2020		
2/26/2020		
7/21/2020	<0.0005	<0.0005
7/22/2020		
7/23/2020		
7/27/2020		
7/28/2020		

Time Series

Constituent: Mercury (mg/L) Analysis Run 10/20/2020 1:23 PM

Plant Gaston Client: Southern Company Data: Gaston Ash Pond

	GN-AP-MW-26	GN-AP-MW-27	GN-AP-MW-28H	GN-AP-MW-29H	GN-AP-MW-3 (bg)	GN-AP-MW-30H	GN-AP-MW-31VR	GN-AP-MW-32V	GN-AP-MW-33V
3/28/2016					<0.0005				
5/17/2016					<0.0005				
7/11/2016					<0.0005				
9/14/2016					<0.0005				
11/16/2016					<0.0005				
3/1/2017					<0.0005				
5/23/2017					<0.0005				
6/19/2017					<0.0005				
1/10/2018					<0.0005				
4/19/2018					<0.0005				
10/3/2018					<0.0005				
12/5/2018		<0.0005							
12/6/2018	<0.0005								
2/26/2019			<0.0005	<0.0005					
4/2/2019					<0.0005				
9/16/2019			<0.0005						
9/17/2019				<0.0005	<0.0005				
9/18/2019	<0.0005	<0.0005							
9/26/2019				<0.0005					
10/22/2019						<0.0005			
2/19/2020	<0.0005				<0.0005	<0.0005			
2/25/2020		<0.0005	<0.0005	<0.0005					<0.0005
2/26/2020								<0.0005	
4/29/2020							<0.0005		
7/20/2020								<0.0005	
7/21/2020		<0.0005							<0.0005
7/22/2020	<0.0005								
7/23/2020						<0.0005			
7/27/2020					<0.0005		<0.0005		
7/29/2020			<0.0005	<0.0005					

Time Series

Constituent: Mercury (mg/L) Analysis Run 10/20/2020 1:23 PM

Plant Gaston Client: Southern Company Data: Gaston Ash Pond

	GN-AP-MW-34V	GN-AP-MW-35V
3/28/2016		
5/17/2016		
7/11/2016		
9/14/2016		
11/16/2016		
3/1/2017		
5/23/2017		
6/19/2017		
1/10/2018		
4/19/2018		
10/3/2018		
12/5/2018		
12/6/2018		
2/26/2019		
4/2/2019		
9/16/2019		
9/17/2019		
9/18/2019		
9/26/2019		
10/22/2019		
2/19/2020	<0.0005	
2/25/2020		
2/26/2020		
4/29/2020		<0.0005
7/20/2020		
7/21/2020	<0.0005	<0.0005
7/22/2020		
7/23/2020		
7/27/2020		
7/29/2020		

Time Series

Constituent: Mercury (mg/L) Analysis Run 10/20/2020 1:23 PM

Plant Gaston Client: Southern Company Data: Gaston Ash Pond

	GN-AP-MW-36V	GN-AP-MW-37V	GN-AP-MW-4	GN-AP-MW-5	GN-AP-MW-6	GN-AP-MW-7	GN-AP-MW-8	GN-AP-MW-9	GN-AP-PW-18-3
3/29/2016							<0.0005		
3/30/2016			0.000278 (J)	<0.0005	<0.0005	<0.0005			
4/4/2016								<0.0005	
5/17/2016			<0.0005						
5/19/2016					<0.0005	<0.0005			
5/23/2016				<0.0005			<0.0005	<0.0005	
7/11/2016			<0.0005						
7/12/2016							<0.0005	<0.0005	
7/13/2016					<0.0005	<0.0005			
7/14/2016				<0.0005					
9/13/2016				<0.0005	<0.0005	<0.0005	<0.0005	<0.0005	
9/14/2016			<0.0005						
11/15/2016				<0.0005	<0.0005	<0.0005	<0.0005	<0.0005	
11/16/2016			<0.0005						
2/28/2017			<0.0005				<0.0005	<0.0005	
3/1/2017				<0.0005	<0.0005	<0.0005			
5/23/2017				<0.0005	<0.0005	<0.0005			
5/24/2017			<0.0005				<0.0005	<0.0005	
6/20/2017				<0.0005	<0.0005	<0.0005	<0.0005	<0.0005	
6/21/2017			<0.0005						
1/9/2018				<0.0005					
1/10/2018			<0.0005		<0.0005	<0.0005	<0.0005	<0.0005	
4/17/2018				<0.0005	<0.0005	<0.0005	<0.0005	<0.0005	
4/19/2018			<0.0005						
10/1/2018				<0.0005			<0.0005	<0.0005	
10/3/2018			<0.0005						
10/4/2018					<0.0005	<0.0005			
12/11/2018									<0.0005
4/1/2019							<0.0005	<0.0005	
4/2/2019			<0.0005	<0.0005	<0.0005	<0.0005			
9/17/2019			<0.0005				<0.0005	<0.0005	
9/18/2019				<0.0005	<0.0005	<0.0005			
2/17/2020								<0.0005	
2/18/2020			<0.0005						
2/25/2020							<0.0005		
2/26/2020				<0.0005	<0.0005	<0.0005			
4/29/2020	<0.0005	<0.0005							
7/20/2020	<0.0005	<0.0005							
7/27/2020			<0.0005						
7/28/2020				<0.0005	<0.0005	<0.0005			
7/29/2020							<0.0005	<0.0005	

Time Series

Constituent: Mercury (mg/L) Analysis Run 10/20/2020 1:23 PM

Plant Gaston Client: Southern Company Data: Gaston Ash Pond

	GN-AP-PW-18-6B	GN-AP-PW-18-9
3/29/2016		
3/30/2016		
4/4/2016		
5/17/2016		
5/19/2016		
5/23/2016		
7/11/2016		
7/12/2016		
7/13/2016		
7/14/2016		
9/13/2016		
9/14/2016		
11/15/2016		
11/16/2016		
2/28/2017		
3/1/2017		
5/23/2017		
5/24/2017		
6/20/2017		
6/21/2017		
1/9/2018		
1/10/2018		
4/17/2018		
4/19/2018		
10/1/2018		
10/3/2018		
10/4/2018		
12/11/2018	<0.0005	<0.0005
4/1/2019		
4/2/2019		
9/17/2019		
9/18/2019		
2/17/2020		
2/18/2020		
2/25/2020		
2/26/2020		
4/29/2020		
7/20/2020		
7/27/2020		
7/28/2020		
7/29/2020		

Time Series

Constituent: Molybdenum (mg/L) Analysis Run 10/20/2020 1:23 PM

Plant Gaston Client: Southern Company Data: Gaston Ash Pond

	GN-AP-MW-1	GN-AP-MW-10	GN-AP-MW-11	GN-AP-MW-12	GN-AP-MW-13	GN-AP-MW-14	GN-AP-MW-15R	GN-AP-MW-16	GN-AP-MW-16V
3/28/2016						<0.01	0.0126		
3/29/2016	0.0463							0.288	
3/30/2016		<0.01	<0.01	<0.01	<0.01				
5/17/2016		<0.01				<0.01		0.269	
5/18/2016			<0.01	<0.01	<0.01				
5/19/2016	0.0326						0.0142		
7/11/2016						0.00361 (J)	0.0542		
7/12/2016	0.0164								
7/13/2016		<0.01	<0.01	<0.01					
7/14/2016					<0.01			0.305	
8/22/2016							0.0577		
9/12/2016				<0.01	<0.01				
9/13/2016	0.0072 (J)	<0.01	<0.01			<0.01		0.306	
9/14/2016							0.0627		
11/14/2016			<0.01	<0.01	<0.01			0.305	
11/15/2016	0.00598 (J)	<0.01				<0.01	0.0712		
11/16/2016									
1/3/2017							0.0788		
2/27/2017						<0.01	0.121		
2/28/2017	0.00869 (J)	<0.01	<0.01	<0.01	<0.01			0.368	
5/22/2017		<0.01	<0.01				0.117		
5/23/2017	0.0132								
5/24/2017				<0.01	<0.01	<0.01		0.275	
6/19/2017	0.0128	<0.01	<0.01					0.26	
6/20/2017							0.121		
6/21/2017				<0.01	<0.01	<0.01			
1/9/2018			<0.01	<0.01	<0.01	<0.01	0.138	0.316	
1/10/2018	0.0153	<0.01							
4/16/2018		<0.01	<0.01	<0.01					
4/17/2018	0.0124								
4/19/2018					<0.01	<0.01	0.141	0.275	
10/1/2018	0.0131							0.267	
10/2/2018		<0.01							
10/4/2018			<0.01	<0.01					
10/5/2018					<0.01	<0.01	0.214		
12/17/2018									
2/25/2019									0.667
4/1/2019	0.0191								
4/3/2019		<0.01	<0.01	<0.01	<0.01	<0.01	0.433	0.311	
5/7/2019							0.292		
9/16/2019		<0.01	<0.01	<0.01				0.32	0.625
9/17/2019	0.017				<0.01	<0.01			
9/18/2019							0.307		
2/17/2020		<0.01	<0.01						
2/18/2020				<0.01					
2/19/2020					<0.01	<0.01			
2/25/2020							0.209	0.343	0.629
2/26/2020									
7/22/2020		<0.01	<0.01						
7/23/2020						<0.01			
7/27/2020				<0.01	<0.01				
7/28/2020							0.167	0.328	0.628

Time Series

Constituent: Molybdenum (mg/L) Analysis Run 10/20/2020 1:23 PM

Plant Gaston Client: Southern Company Data: Gaston Ash Pond

	GN-AP-MW-1	GN-AP-MW-10	GN-AP-MW-11	GN-AP-MW-12	GN-AP-MW-13	GN-AP-MW-14	GN-AP-MW-15R	GN-AP-MW-16	GN-AP-MW-16V
7/29/2020									

Time Series

Constituent: Molybdenum (mg/L) Analysis Run 10/20/2020 1:23 PM

Plant Gaston Client: Southern Company Data: Gaston Ash Pond

	GN-AP-MW-17	GN-AP-MW-17SV
3/28/2016		
3/29/2016	2.19	
3/30/2016		
5/17/2016	2.24	
5/18/2016		
5/19/2016		
7/11/2016		
7/12/2016		
7/13/2016		
7/14/2016	2.1	
8/22/2016		
9/12/2016		
9/13/2016	2.3	
9/14/2016		
11/14/2016		
11/15/2016		
11/16/2016	1.92	
1/3/2017		
2/27/2017		
2/28/2017	2.6	
5/22/2017		
5/23/2017		
5/24/2017	1.77	
6/19/2017	1.9	
6/20/2017		
6/21/2017		
1/9/2018	2.14	
1/10/2018		
4/16/2018		
4/17/2018		
4/19/2018	1.87	
10/1/2018	1.95	
10/2/2018		
10/4/2018		
10/5/2018		
12/17/2018		0.455
2/25/2019		
4/1/2019		
4/3/2019	2.33	
5/7/2019		
9/16/2019		
9/17/2019	2.33	
9/18/2019		0.801
2/17/2020		
2/18/2020		
2/19/2020		
2/25/2020		
2/26/2020	2.83	1.02
7/22/2020		
7/23/2020		0.968
7/27/2020		
7/28/2020		

Time Series

Constituent: Molybdenum (mg/L) Analysis Run 10/20/2020 1:23 PM

Plant Gaston Client: Southern Company Data: Gaston Ash Pond

	GN-AP-MW-17	GN-AP-MW-17SV
7/29/2020	2.79	

Time Series

Constituent: Molybdenum (mg/L) Analysis Run 10/20/2020 1:23 PM

Plant Gaston Client: Southern Company Data: Gaston Ash Pond

	GN-AP-MW-17V	GN-AP-MW-18	GN-AP-MW-19	GN-AP-MW-2 (bg)	GN-AP-MW-20	GN-AP-MW-20SV	GN-AP-MW-20V	GN-AP-MW-21	GN-AP-MW-22
3/28/2016			0.0157	0.00274 (J)					
3/29/2016		0.017			0.637				
5/17/2016		0.0167							
5/18/2016			0.0125	<0.01	0.657				
7/11/2016				<0.01					
7/13/2016			0.0138		0.774			0.0119	
7/14/2016									0.0633
7/18/2016		0.0161							
8/22/2016								0.00256 (J)	0.0436
9/13/2016			0.0127					0.00628 (J)	0.069
9/14/2016		0.0183		<0.01	0.725				
11/14/2016		0.0171			0.63				
11/15/2016								0.0105	0.094
11/16/2016			0.0118	0.00215 (J)					
1/3/2017								0.0131	0.0783
2/27/2017			0.0145						
2/28/2017		0.0209			0.767				
3/1/2017				<0.01				0.00593 (J)	0.0627
5/22/2017			0.0122						
5/23/2017				<0.01				0.00491 (J)	0.0684
5/24/2017		0.0168			0.623				
6/19/2017		0.0173		<0.01	0.667				
6/20/2017								0.00392 (J)	0.0637
6/21/2017			0.0123						
1/9/2018		0.0211			0.803				0.0789
1/10/2018			0.0127	<0.01				0.0126	
4/17/2018								0.00623 (J)	0.0638
4/19/2018		0.0186	0.0111	<0.01	0.689				
10/1/2018		0.0192			0.775				
10/2/2018			0.0113						
10/3/2018				<0.01					
10/4/2018								0.0159	0.0698
12/5/2018									
12/13/2018						0.118			
2/27/2019	1.82						0.287		
4/1/2019			0.0132	<0.01					
4/2/2019								0.00611 (J)	0.0703
4/3/2019		0.0214			0.803				
9/17/2019	1.73								
9/18/2019		0.0243	0.0128	<0.01	0.837	0.264	0.271	0.0172	0.0895
2/18/2020			0.0129						
2/19/2020									
2/25/2020		0.0228			0.813	0.257	0.281		
2/26/2020	1.89							0.0139	0.0691
7/21/2020									
7/22/2020		0.0244			0.784	0.147	0.288		
7/23/2020	1.99								
7/27/2020			0.0133						
7/28/2020								0.00969 (J)	0.0677

Time Series

Constituent: Molybdenum (mg/L) Analysis Run 10/20/2020 1:23 PM

Plant Gaston Client: Southern Company Data: Gaston Ash Pond

	GN-AP-MW-23D	GN-AP-MW-23S
3/28/2016		
3/29/2016		
5/17/2016		
5/18/2016		
7/11/2016		
7/13/2016		
7/14/2016		
7/18/2016		
8/22/2016		
9/13/2016		
9/14/2016		
11/14/2016		
11/15/2016		
11/16/2016		
1/3/2017		
2/27/2017		
2/28/2017		
3/1/2017		
5/22/2017		
5/23/2017		
5/24/2017		
6/19/2017		
6/20/2017		
6/21/2017		
1/9/2018		
1/10/2018		
4/17/2018		
4/19/2018		
10/1/2018		
10/2/2018		
10/3/2018		
10/4/2018		
12/5/2018	0.00995 (J)	0.0169
12/13/2018		
2/27/2019		
4/1/2019		
4/2/2019		
4/3/2019		
9/17/2019		0.0142
9/18/2019	0.0054 (J)	
2/18/2020		
2/19/2020	0.0077 (J)	0.0274
2/25/2020		
2/26/2020		
7/21/2020	0.00231 (J)	0.0181
7/22/2020		
7/23/2020		
7/27/2020		
7/28/2020		

Time Series

Constituent: Molybdenum (mg/L) Analysis Run 10/20/2020 1:23 PM

Plant Gaston Client: Southern Company Data: Gaston Ash Pond

	GN-AP-MW-26	GN-AP-MW-27	GN-AP-MW-28H	GN-AP-MW-29H	GN-AP-MW-3 (bg)	GN-AP-MW-30H	GN-AP-MW-31VR	GN-AP-MW-32V	GN-AP-MW-33V
3/28/2016					0.00652 (J)				
5/17/2016					0.00651 (J)				
7/11/2016					0.00691 (J)				
9/14/2016					0.0074 (J)				
11/16/2016					0.00663 (J)				
3/1/2017					0.00856 (J)				
5/23/2017					0.00689 (J)				
6/19/2017					0.00687 (J)				
1/10/2018					0.00806 (J)				
4/19/2018					0.00659 (J)				
10/3/2018					0.00669 (J)				
12/5/2018		0.00824 (J)							
12/6/2018	<0.01								
2/26/2019			0.465	1.08					
4/2/2019					0.00766 (J)				
9/16/2019			0.469						
9/17/2019				1.04	0.00644 (J)				
9/18/2019	<0.01	0.0187							
9/26/2019				0.936					
10/22/2019						0.00346 (J)			
2/19/2020	<0.01				0.00575 (J)	0.00389 (J)			
2/25/2020		0.00511 (J)	0.464	1.09					0.126
2/26/2020								0.259	
4/29/2020							0.0456		
7/20/2020								0.0857	
7/21/2020		0.0141							0.0306
7/22/2020	0.0027 (J)								
7/23/2020						0.00248 (J)			
7/27/2020					0.0058 (J)		0.0199		
7/29/2020			0.483	0.999					

Time Series

Constituent: Molybdenum (mg/L) Analysis Run 10/20/2020 1:23 PM

Plant Gaston Client: Southern Company Data: Gaston Ash Pond

	GN-AP-MW-34V	GN-AP-MW-35V
3/28/2016		
5/17/2016		
7/11/2016		
9/14/2016		
11/16/2016		
3/1/2017		
5/23/2017		
6/19/2017		
1/10/2018		
4/19/2018		
10/3/2018		
12/5/2018		
12/6/2018		
2/26/2019		
4/2/2019		
9/16/2019		
9/17/2019		
9/18/2019		
9/26/2019		
10/22/2019		
2/19/2020	0.344	
2/25/2020		
2/26/2020		
4/29/2020		0.0266
7/20/2020		
7/21/2020	0.352	0.0268
7/22/2020		
7/23/2020		
7/27/2020		
7/29/2020		

Time Series

Constituent: Molybdenum (mg/L) Analysis Run 10/20/2020 1:23 PM

Plant Gaston Client: Southern Company Data: Gaston Ash Pond

	GN-AP-MW-36V	GN-AP-MW-37V	GN-AP-MW-4	GN-AP-MW-5	GN-AP-MW-6	GN-AP-MW-7	GN-AP-MW-8	GN-AP-MW-9	GN-AP-PW-18-3
3/29/2016							0.0042 (J)		
3/30/2016			<0.01	0.205	0.0186	<0.01			
4/4/2016								0.00344 (J)	
5/17/2016			<0.01						
5/19/2016					0.0188	<0.01			
5/23/2016				0.257			0.00283 (J)	0.00306 (J)	
7/11/2016			<0.01						
7/12/2016							<0.01	<0.01	
7/13/2016					0.017	<0.01			
7/14/2016				0.273					
9/13/2016				0.313	0.00943 (J)	<0.01	<0.01	<0.01	
9/14/2016			<0.01						
11/15/2016				0.314	0.00741 (J)	<0.01	<0.01	<0.01	
11/16/2016			<0.01						
2/28/2017			<0.01				<0.01	<0.01	
3/1/2017				0.344	0.0146	<0.01			
5/23/2017				0.287	0.00996 (J)	<0.01			
5/24/2017			<0.01				<0.01	0.00364 (J)	
6/20/2017				0.265	0.0148	<0.01	<0.01	0.00282 (J)	
6/21/2017			<0.01						
1/9/2018				0.352					
1/10/2018			<0.01		0.0122	<0.01	<0.01	<0.01	
4/17/2018				0.135	0.0146	<0.01	<0.01	<0.01	
4/19/2018			<0.01						
10/1/2018				0.294			<0.01	<0.01	
10/3/2018			<0.01						
10/4/2018					0.0101	<0.01			
12/11/2018									2.93
4/1/2019							<0.01	<0.01	
4/2/2019			<0.01	0.164	0.0166	<0.01			
9/17/2019			<0.01				<0.01	<0.01	
9/18/2019				0.261	0.0138	<0.01			
2/17/2020								<0.01	
2/18/2020			<0.01						
2/25/2020							<0.01		
2/26/2020				0.0546	0.0157	<0.01			
4/29/2020	0.0994	0.208							
7/20/2020	0.0698	0.213							
7/27/2020			<0.01						
7/28/2020				0.215	0.0185	<0.01			
7/29/2020							<0.01	<0.01	

Time Series

Constituent: Molybdenum (mg/L) Analysis Run 10/20/2020 1:23 PM

Plant Gaston Client: Southern Company Data: Gaston Ash Pond

	GN-AP-PW-18-6B	GN-AP-PW-18-9
3/29/2016		
3/30/2016		
4/4/2016		
5/17/2016		
5/19/2016		
5/23/2016		
7/11/2016		
7/12/2016		
7/13/2016		
7/14/2016		
9/13/2016		
9/14/2016		
11/15/2016		
11/16/2016		
2/28/2017		
3/1/2017		
5/23/2017		
5/24/2017		
6/20/2017		
6/21/2017		
1/9/2018		
1/10/2018		
4/17/2018		
4/19/2018		
10/1/2018		
10/3/2018		
10/4/2018		
12/11/2018	3.36	4.75
4/1/2019		
4/2/2019		
9/17/2019		
9/18/2019		
2/17/2020		
2/18/2020		
2/25/2020		
2/26/2020		
4/29/2020		
7/20/2020		
7/27/2020		
7/28/2020		
7/29/2020		

Time Series

Constituent: pH (pH) Analysis Run 10/20/2020 1:23 PM

Plant Gaston Client: Southern Company Data: Gaston Ash Pond

	GN-AP-MW-1	GN-AP-MW-10	GN-AP-MW-11	GN-AP-MW-12	GN-AP-MW-13	GN-AP-MW-14	GN-AP-MW-15R	GN-AP-MW-16	GN-AP-MW-16V
3/28/2016						7.34	7.43		
3/29/2016	7.39							8.15	
3/30/2016		7.45	7.63	7.39	7.27				
5/17/2016		7.68				7.22		8.18	
5/18/2016			7.64	7.34	7.37				
5/19/2016	7.35						7.43		
7/11/2016						7.32	7.58		
7/12/2016	7.46								
7/13/2016		7.71	7.84	7.52					
7/14/2016					7.51			8.23	
8/22/2016							7.56		
9/12/2016				7.39	7.39				
9/13/2016	7.43	7.53	7.69			7.35		8.25	
9/14/2016							7.52		
11/14/2016			7.7	7.42	7.37			8.31	
11/15/2016	7.42	7.53				7.32	7.57		
11/16/2016									
1/3/2017							7.62		
2/27/2017						7.38	7.52		
2/28/2017	7.36	7.58	7.79	7.46	7.32			8.31	
5/22/2017		7.51	7.72				7.52		
5/23/2017	7.33								
5/24/2017				7.39	7.44	7.41		8.22	
6/19/2017	7.34	7.53	7.73					8.18	
6/20/2017							7.46		
6/21/2017				7.36	7.39	7.26			
8/14/2017		7.52	7.67	7.36	7.39		7.57	8.32	
8/15/2017	7.31					7.33			
1/9/2018			7.82	7.45	7.5	7.5	7.64	8.21	
1/10/2018	7.36	7.64							
4/16/2018		7.54	7.71	7.36					
4/17/2018	7.24								
4/19/2018					7.38	7.48	7.51	8.28	
10/1/2018	7.36							8.14	
10/2/2018		7.54							
10/4/2018			7.71	7.37					
10/5/2018					7.25	7.05	7.33		
12/17/2018									
2/25/2019									8.67
4/1/2019	7.41								
4/3/2019		7.6	7.75	7.37	7.41	7.43	7.7	8.3	
5/7/2019							7.57		
5/9/2019	7.33								
9/16/2019		7.6	7.71	7.44				7.94	8.32
9/17/2019	7.62				7.45	7.3			
9/18/2019							7.5		
10/8/2019		7.59	7.74						
2/17/2020		7.61	7.74						
2/18/2020				7.42					
2/19/2020					7.42	7.52			
2/25/2020							7.64	8.38	8.61
2/26/2020									

Time Series

Constituent: pH (pH) Analysis Run 10/20/2020 1:23 PM

Plant Gaston Client: Southern Company Data: Gaston Ash Pond

	GN-AP-MW-1	GN-AP-MW-10	GN-AP-MW-11	GN-AP-MW-12	GN-AP-MW-13	GN-AP-MW-14	GN-AP-MW-15R	GN-AP-MW-16	GN-AP-MW-16V
7/22/2020		7.64	7.76						
7/23/2020						7.44			
7/27/2020				7.47	7.48				
7/28/2020							7.5	8.02	8.09
7/29/2020									

Time Series

Constituent: pH (pH) Analysis Run 10/20/2020 1:24 PM

Plant Gaston Client: Southern Company Data: Gaston Ash Pond

	GN-AP-MW-17	GN-AP-MW-17SV
3/28/2016		
3/29/2016	9.66	
3/30/2016		
5/17/2016	9.56	
5/18/2016		
5/19/2016		
7/11/2016		
7/12/2016		
7/13/2016		
7/14/2016	9.63	
8/22/2016		
9/12/2016		
9/13/2016	9.57	
9/14/2016		
11/14/2016		
11/15/2016		
11/16/2016	9.59	
1/3/2017		
2/27/2017		
2/28/2017	9.56	
5/22/2017		
5/23/2017		
5/24/2017	9.71	
6/19/2017	9.67	
6/20/2017		
6/21/2017		
8/14/2017	9.62	
8/15/2017		
1/9/2018	9.77	
1/10/2018		
4/16/2018		
4/17/2018		
4/19/2018	9.59	
10/1/2018	9.48	
10/2/2018		
10/4/2018		
10/5/2018		
12/17/2018		7.16
2/25/2019		
4/1/2019		
4/3/2019	9.56	
5/7/2019		
5/9/2019		
9/16/2019		
9/17/2019	9.18	
9/18/2019		7.13
10/8/2019		
2/17/2020		
2/18/2020		
2/19/2020		
2/25/2020		
2/26/2020	9.61	7.55

Time Series

Constituent: pH (pH) Analysis Run 10/20/2020 1:24 PM

Plant Gaston Client: Southern Company Data: Gaston Ash Pond

	GN-AP-MW-17	GN-AP-MW-17SV
7/22/2020		
7/23/2020		7.54
7/27/2020		
7/28/2020		
7/29/2020	9.38	

Time Series

Constituent: pH (pH) Analysis Run 10/20/2020 1:24 PM

Plant Gaston Client: Southern Company Data: Gaston Ash Pond

	GN-AP-MW-17V	GN-AP-MW-18	GN-AP-MW-19	GN-AP-MW-2 (bg)	GN-AP-MW-20	GN-AP-MW-20SV	GN-AP-MW-20V	GN-AP-MW-21	GN-AP-MW-22
3/28/2016			7.24	7.79					
3/29/2016		6.95			7.96				
5/17/2016		6.87							
5/18/2016			7.5	7.73	7.88				
7/11/2016				7.99					
7/13/2016			7.63		7.92			7.83	
7/14/2016									7.74
7/18/2016		6.85							
8/22/2016								7.86	7.55
9/13/2016			7.53					7.75	7.63
9/14/2016		6.9		7.75	7.85				
11/14/2016		6.89			7.84				
11/15/2016								7.66	7.74
11/16/2016			7.55	7.64					
1/3/2017								7.57	7.69
2/27/2017			7.53						
2/28/2017		6.83			7.81				
3/1/2017				7.65				7.53	7.47
5/22/2017			7.5						
5/23/2017				7.67				7.78	7.5
5/24/2017		6.87			7.65				
6/19/2017		6.89		7.65	7.79				
6/20/2017								7.82	7.37
6/21/2017			7.51						
8/14/2017		6.89	7.43		7.82				
8/15/2017				7.69				7.73	7.26
1/9/2018		6.95			7.87				7.49
1/10/2018			7.5	7.8				7.67	
4/17/2018								7.66	7.33
4/19/2018		6.89	7.5	7.54	7.85				
10/1/2018		6.89			7.82				
10/2/2018			7.57						
10/3/2018				7.68					
10/4/2018								7.51	7.47
12/5/2018									
12/13/2018						7.23			
1/2/2019						6.85			
2/27/2019	8.78						8.45		
4/1/2019			7.58	7.76					
4/2/2019								7.67	7.33
4/3/2019		6.9			7.45				
5/7/2019						7.11			
9/17/2019	8.66								
9/18/2019		6.86	7.6	7.69	7.9	7.14	8.32	7.15	7.21
2/18/2020			7.64						
2/19/2020									
2/25/2020		6.89			7.9	7.16	8.31		
2/26/2020	8.84							7.43	7.33
7/21/2020									
7/22/2020		6.54			7.84	7.18	8.25		
7/23/2020	8.49								
7/27/2020			7.56						

Time Series

Constituent: pH (pH) Analysis Run 10/20/2020 1:24 PM

Plant Gaston Client: Southern Company Data: Gaston Ash Pond

	GN-AP-MW-17V	GN-AP-MW-18	GN-AP-MW-19	GN-AP-MW-2 (bg)	GN-AP-MW-20	GN-AP-MW-20SV	GN-AP-MW-20V	GN-AP-MW-21	GN-AP-MW-22
7/28/2020								7.58	7.43

Time Series

Constituent: pH (pH) Analysis Run 10/20/2020 1:24 PM

Plant Gaston Client: Southern Company Data: Gaston Ash Pond

	GN-AP-MW-23D	GN-AP-MW-23S
3/28/2016		
3/29/2016		
5/17/2016		
5/18/2016		
7/11/2016		
7/13/2016		
7/14/2016		
7/18/2016		
8/22/2016		
9/13/2016		
9/14/2016		
11/14/2016		
11/15/2016		
11/16/2016		
1/3/2017		
2/27/2017		
2/28/2017		
3/1/2017		
5/22/2017		
5/23/2017		
5/24/2017		
6/19/2017		
6/20/2017		
6/21/2017		
8/14/2017		
8/15/2017		
1/9/2018		
1/10/2018		
4/17/2018		
4/19/2018		
10/1/2018		
10/2/2018		
10/3/2018		
10/4/2018		
12/5/2018	8.29	7.18
12/13/2018		
1/2/2019	8.04	7.2
2/27/2019		
4/1/2019		
4/2/2019		
4/3/2019		
5/7/2019		
9/17/2019		6.88
9/18/2019	7.72	
2/18/2020		
2/19/2020	7.92	7.36
2/25/2020		
2/26/2020		
7/21/2020	7.63	7.28
7/22/2020		
7/23/2020		
7/27/2020		

Time Series

Constituent: pH (pH) Analysis Run 10/20/2020 1:24 PM

Plant Gaston Client: Southern Company Data: Gaston Ash Pond

	GN-AP-MW-23D	GN-AP-MW-23S
7/28/2020		

Time Series

Constituent: pH (pH) Analysis Run 10/20/2020 1:24 PM

Plant Gaston Client: Southern Company Data: Gaston Ash Pond

	GN-AP-MW-26	GN-AP-MW-27	GN-AP-MW-28H	GN-AP-MW-29H	GN-AP-MW-3 (bg)	GN-AP-MW-30H	GN-AP-MW-31VR	GN-AP-MW-32V	GN-AP-MW-33V
3/28/2016					7.82				
5/17/2016					7.79				
7/11/2016					7.96				
9/14/2016					7.79				
11/16/2016					7.72				
3/1/2017					7.68				
5/23/2017					7.69				
6/19/2017					7.67				
8/15/2017					7.73				
1/10/2018					7.84				
4/19/2018					7.69				
10/3/2018					7.7				
12/5/2018		6.82							
12/6/2018	7.23								
1/3/2019	7.57	6.76							
2/26/2019			8.31	8.61					
4/2/2019					7.8				
9/16/2019			8.22						
9/17/2019					7.8				
9/18/2019	7.49	6.68							
9/26/2019				8.47					
2/19/2020	7.54				7.8	7.22			
2/25/2020		6.7	8.32	8.48					7.72
2/26/2020								8.01	
4/29/2020							7.68		
7/20/2020								7.42	
7/21/2020		6.9							7.51
7/22/2020	7.42								
7/23/2020						7.07			
7/27/2020					7.69		7.97		
7/29/2020			8.3	8.38					

Time Series

Constituent: pH (pH) Analysis Run 10/20/2020 1:24 PM

Plant Gaston Client: Southern Company Data: Gaston Ash Pond

	GN-AP-MW-34V	GN-AP-MW-35V
3/28/2016		
5/17/2016		
7/11/2016		
9/14/2016		
11/16/2016		
3/1/2017		
5/23/2017		
6/19/2017		
8/15/2017		
1/10/2018		
4/19/2018		
10/3/2018		
12/5/2018		
12/6/2018		
1/3/2019		
2/26/2019		
4/2/2019		
9/16/2019		
9/17/2019		
9/18/2019		
9/26/2019		
2/19/2020	8.09	
2/25/2020		
2/26/2020		
4/29/2020		7.71
7/20/2020		
7/21/2020	7.98	7.69
7/22/2020		
7/23/2020		
7/27/2020		
7/29/2020		

Time Series

Constituent: pH (pH) Analysis Run 10/20/2020 1:24 PM

Plant Gaston Client: Southern Company Data: Gaston Ash Pond

	GN-AP-MW-36V	GN-AP-MW-37V	GN-AP-MW-4	GN-AP-MW-5	GN-AP-MW-6	GN-AP-MW-7	GN-AP-MW-8	GN-AP-MW-9	GN-AP-PW-18-3
3/29/2016							7.2		
3/30/2016			7.31	7.61	7.95	7.45			
4/4/2016								7.32	
5/17/2016			7.35						
5/19/2016					7.88	7.5			
5/23/2016				7.68			7.39	7.66	
7/11/2016			7.43						
7/12/2016							7.43	7.77	
7/13/2016					8.07	7.58			
7/14/2016				7.79					
9/13/2016				7.69	8.04	7.53	7.38	7.7	
9/14/2016			7.26						
11/15/2016				7.72	7.93	7.48	7.35	7.69	
11/16/2016			7.19						
2/28/2017			7.23				7.3	7.66	
3/1/2017				7.55	7.89	7.46			
5/23/2017				7.64	7.96	7.51			
5/24/2017			7.26				7.33	7.64	
6/20/2017				7.5	7.87	7.52	7.33	7.62	
6/21/2017			7.26						
8/15/2017			7.29	7.46	7.86	7.43	7.31		
8/16/2017								7.51	
1/9/2018				7.71					
1/10/2018			7.17		7.98	7.57	7.36	7.72	
4/17/2018				7.29	7.82	7.5	7.28	7.57	
4/19/2018			7.27						
10/1/2018				7.68			7.33	7.59	
10/3/2018			7.09						
10/4/2018					7.87	7.49			
12/11/2018									11.01
1/2/2019									11.03
4/1/2019							7.4	7.64	
4/2/2019			7.34	7.47	7.73	7.24			
9/17/2019			7.65				7.55	8.07	
9/18/2019				7.53	7.85	7.52			
2/17/2020								7.75	
2/18/2020			7.34						
2/25/2020							7.39		
2/26/2020				7.47	7.8	7.51			
4/29/2020	8.05	7.94							
7/20/2020	8.07	7.8							
7/27/2020			7.3						
7/28/2020				7.7	7.62	7.32			
7/29/2020							7.39	7.66	

Time Series

Constituent: pH (pH) Analysis Run 10/20/2020 1:24 PM

Plant Gaston Client: Southern Company Data: Gaston Ash Pond

	GN-AP-PW-18-6B	GN-AP-PW-18-9
3/29/2016		
3/30/2016		
4/4/2016		
5/17/2016		
5/19/2016		
5/23/2016		
7/11/2016		
7/12/2016		
7/13/2016		
7/14/2016		
9/13/2016		
9/14/2016		
11/15/2016		
11/16/2016		
2/28/2017		
3/1/2017		
5/23/2017		
5/24/2017		
6/20/2017		
6/21/2017		
8/15/2017		
8/16/2017		
1/9/2018		
1/10/2018		
4/17/2018		
4/19/2018		
10/1/2018		
10/3/2018		
10/4/2018		
12/11/2018	10.62	9.28
1/2/2019	10.75	9.3
4/1/2019		
4/2/2019		
9/17/2019		
9/18/2019		
2/17/2020		
2/18/2020		
2/25/2020		
2/26/2020		
4/29/2020		
7/20/2020		
7/27/2020		
7/28/2020		
7/29/2020		

Time Series

Constituent: Selenium (mg/L) Analysis Run 10/20/2020 1:24 PM

Plant Gaston Client: Southern Company Data: Gaston Ash Pond

	GN-AP-MW-1	GN-AP-MW-10	GN-AP-MW-11	GN-AP-MW-12	GN-AP-MW-13	GN-AP-MW-14	GN-AP-MW-15R	GN-AP-MW-16	GN-AP-MW-16V
3/28/2016						<0.01	<0.01		
3/29/2016	<0.01							<0.01	
3/30/2016		<0.01	<0.01	<0.01	<0.01				
5/17/2016		<0.01				<0.01		<0.01	
5/18/2016			<0.01	<0.01	<0.01				
5/19/2016	<0.01						<0.01		
7/11/2016						<0.01	<0.01		
7/12/2016	<0.01								
7/13/2016		<0.01	<0.01	<0.01					
7/14/2016					<0.01			<0.01	
8/22/2016							<0.01		
9/12/2016				<0.01	<0.01				
9/13/2016	<0.01	<0.01	<0.01			<0.01		<0.01	
9/14/2016							<0.01		
11/14/2016			<0.01	<0.01	<0.01			<0.01	
11/15/2016	<0.01	<0.01				<0.01	<0.01		
11/16/2016									
1/3/2017							<0.01		
2/27/2017						<0.01	<0.01		
2/28/2017	<0.01	<0.01	<0.01	<0.01	<0.01			<0.01	
5/22/2017		<0.01	<0.01				<0.01		
5/23/2017	<0.01								
5/24/2017				<0.01	<0.01	<0.01		<0.01	
6/19/2017	<0.01	<0.01	<0.01					<0.01	
6/20/2017							<0.01		
6/21/2017				<0.01	<0.01	<0.01			
1/9/2018			<0.01	<0.01	<0.01	<0.01	<0.01	<0.01	
1/10/2018	<0.01	<0.01							
4/16/2018		<0.01	<0.01	<0.01					
4/17/2018	<0.01								
4/19/2018					<0.01	<0.01	<0.01	<0.01	
10/1/2018	<0.01							<0.01	
10/2/2018		<0.01							
10/4/2018			<0.01	<0.01					
10/5/2018					<0.01	<0.01	<0.01		
12/17/2018									
2/25/2019									<0.01
4/1/2019	<0.01								
4/3/2019		<0.01	<0.01	<0.01	<0.01	<0.01	<0.01	<0.01	
5/7/2019							<0.01		
9/16/2019		<0.01	<0.01	<0.01				<0.01	<0.01
9/17/2019	<0.01				<0.01	<0.01			
9/18/2019							<0.01		
2/17/2020		<0.01	<0.01						
2/18/2020				<0.01					
2/19/2020					<0.01	<0.01			
2/25/2020							<0.01	<0.01	<0.01
2/26/2020									
7/22/2020		<0.01	<0.01						
7/23/2020						<0.01			
7/27/2020				<0.01	<0.01				
7/28/2020							<0.01	<0.01	<0.01

Time Series

Constituent: Selenium (mg/L) Analysis Run 10/20/2020 1:24 PM

Plant Gaston Client: Southern Company Data: Gaston Ash Pond

	GN-AP-MW-1	GN-AP-MW-10	GN-AP-MW-11	GN-AP-MW-12	GN-AP-MW-13	GN-AP-MW-14	GN-AP-MW-15R	GN-AP-MW-16	GN-AP-MW-16V
7/29/2020									

Time Series

Constituent: Selenium (mg/L) Analysis Run 10/20/2020 1:24 PM

Plant Gaston Client: Southern Company Data: Gaston Ash Pond

	GN-AP-MW-17	GN-AP-MW-17SV
3/28/2016		
3/29/2016	<0.01	
3/30/2016		
5/17/2016	<0.01	
5/18/2016		
5/19/2016		
7/11/2016		
7/12/2016		
7/13/2016		
7/14/2016	<0.01	
8/22/2016		
9/12/2016		
9/13/2016	<0.01	
9/14/2016		
11/14/2016		
11/15/2016		
11/16/2016	<0.01	
1/3/2017		
2/27/2017		
2/28/2017	<0.01	
5/22/2017		
5/23/2017		
5/24/2017	<0.01	
6/19/2017	<0.01	
6/20/2017		
6/21/2017		
1/9/2018	<0.01	
1/10/2018		
4/16/2018		
4/17/2018		
4/19/2018	<0.01	
10/1/2018	<0.01	
10/2/2018		
10/4/2018		
10/5/2018		
12/17/2018		<0.01
2/25/2019		
4/1/2019		
4/3/2019	<0.01	
5/7/2019		
9/16/2019		
9/17/2019	<0.01	
9/18/2019		<0.01
2/17/2020		
2/18/2020		
2/19/2020		
2/25/2020		
2/26/2020	<0.01	<0.01
7/22/2020		
7/23/2020		<0.01
7/27/2020		
7/28/2020		

Time Series

Constituent: Selenium (mg/L) Analysis Run 10/20/2020 1:24 PM

Plant Gaston Client: Southern Company Data: Gaston Ash Pond

	GN-AP-MW-17	GN-AP-MW-17SV
7/29/2020	<0.01	

Time Series

Constituent: Selenium (mg/L) Analysis Run 10/20/2020 1:24 PM

Plant Gaston Client: Southern Company Data: Gaston Ash Pond

	GN-AP-MW-17V	GN-AP-MW-18	GN-AP-MW-19	GN-AP-MW-2 (bg)	GN-AP-MW-20	GN-AP-MW-20SV	GN-AP-MW-20V	GN-AP-MW-21	GN-AP-MW-22
3/28/2016			<0.01	<0.01					
3/29/2016		<0.01			<0.01				
5/17/2016		<0.01							
5/18/2016			<0.01	<0.01	<0.01				
7/11/2016				<0.01					
7/13/2016			<0.01		<0.01			<0.01	
7/14/2016									<0.01
7/18/2016		<0.01							
8/22/2016								<0.01	<0.01
9/13/2016			<0.01					<0.01	<0.01
9/14/2016		<0.01		<0.01	<0.01				
11/14/2016		<0.01			<0.01				
11/15/2016								<0.01	<0.01
11/16/2016			<0.01	<0.01					
1/3/2017								<0.01	<0.01
2/27/2017			<0.01						
2/28/2017		<0.01			<0.01				
3/1/2017				<0.01				<0.01	<0.01
5/22/2017			<0.01						
5/23/2017				<0.01				<0.01	<0.01
5/24/2017		<0.01			<0.01				
6/19/2017		<0.01		<0.01	<0.01				
6/20/2017								<0.01	<0.01
6/21/2017			<0.01						
1/9/2018		<0.01			<0.01				<0.01
1/10/2018			<0.01	<0.01				<0.01	
4/17/2018								<0.01	<0.01
4/19/2018		<0.01	<0.01	<0.01	<0.01				
10/1/2018		<0.01			<0.01				
10/2/2018			<0.01						
10/3/2018				<0.01					
10/4/2018								<0.01	<0.01
12/5/2018									
12/13/2018						<0.01			
2/27/2019	<0.01						<0.01		
4/1/2019			<0.01	<0.01					
4/2/2019								<0.01	<0.01
4/3/2019		<0.01			<0.01				
9/17/2019	<0.01								
9/18/2019		<0.01	<0.01	<0.01	<0.01	<0.01	<0.01	<0.01	<0.01
2/18/2020			<0.01						
2/19/2020									
2/25/2020		<0.01			<0.01	<0.01	<0.01		
2/26/2020	<0.01							<0.01	<0.01
7/21/2020									
7/22/2020		<0.01			<0.01	<0.01	<0.01		
7/23/2020	<0.01								
7/27/2020			<0.01						
7/28/2020								<0.01	<0.01

Time Series

Constituent: Selenium (mg/L) Analysis Run 10/20/2020 1:24 PM

Plant Gaston Client: Southern Company Data: Gaston Ash Pond

	GN-AP-MW-23D	GN-AP-MW-23S
3/28/2016		
3/29/2016		
5/17/2016		
5/18/2016		
7/11/2016		
7/13/2016		
7/14/2016		
7/18/2016		
8/22/2016		
9/13/2016		
9/14/2016		
11/14/2016		
11/15/2016		
11/16/2016		
1/3/2017		
2/27/2017		
2/28/2017		
3/1/2017		
5/22/2017		
5/23/2017		
5/24/2017		
6/19/2017		
6/20/2017		
6/21/2017		
1/9/2018		
1/10/2018		
4/17/2018		
4/19/2018		
10/1/2018		
10/2/2018		
10/3/2018		
10/4/2018		
12/5/2018	<0.01	<0.01
12/13/2018		
2/27/2019		
4/1/2019		
4/2/2019		
4/3/2019		
9/17/2019		<0.01
9/18/2019	<0.01	
2/18/2020		
2/19/2020	<0.01	<0.01
2/25/2020		
2/26/2020		
7/21/2020	<0.01	<0.01
7/22/2020		
7/23/2020		
7/27/2020		
7/28/2020		

Time Series

Constituent: Selenium (mg/L) Analysis Run 10/20/2020 1:24 PM

Plant Gaston Client: Southern Company Data: Gaston Ash Pond

	GN-AP-MW-26	GN-AP-MW-27	GN-AP-MW-28H	GN-AP-MW-29H	GN-AP-MW-3 (bg)	GN-AP-MW-30H	GN-AP-MW-31VR	GN-AP-MW-32V	GN-AP-MW-33V
3/28/2016					<0.01				
5/17/2016					<0.01				
7/11/2016					<0.01				
9/14/2016					<0.01				
11/16/2016					<0.01				
3/1/2017					<0.01				
5/23/2017					<0.01				
6/19/2017					<0.01				
1/10/2018					<0.01				
4/19/2018					<0.01				
10/3/2018					<0.01				
12/5/2018		<0.01							
12/6/2018	<0.01								
2/26/2019			<0.01	<0.01					
4/2/2019					<0.01				
9/16/2019			<0.01						
9/17/2019				<0.01	<0.01				
9/18/2019	<0.01	<0.01							
9/26/2019				<0.01					
10/22/2019						<0.01			
2/19/2020	<0.01				<0.01	<0.01			
2/25/2020		<0.01	<0.01	<0.01					<0.01
2/26/2020								<0.01	
4/29/2020							<0.01		
7/20/2020								<0.01	
7/21/2020		<0.01							<0.01
7/22/2020	<0.01								
7/23/2020						<0.01			
7/27/2020					<0.01		<0.01		
7/29/2020			<0.01	<0.01					

Time Series

Constituent: Selenium (mg/L) Analysis Run 10/20/2020 1:24 PM

Plant Gaston Client: Southern Company Data: Gaston Ash Pond

	GN-AP-MW-34V	GN-AP-MW-35V
3/28/2016		
5/17/2016		
7/11/2016		
9/14/2016		
11/16/2016		
3/1/2017		
5/23/2017		
6/19/2017		
1/10/2018		
4/19/2018		
10/3/2018		
12/5/2018		
12/6/2018		
2/26/2019		
4/2/2019		
9/16/2019		
9/17/2019		
9/18/2019		
9/26/2019		
10/22/2019		
2/19/2020	<0.01	
2/25/2020		
2/26/2020		
4/29/2020		<0.01
7/20/2020		
7/21/2020	<0.01	<0.01
7/22/2020		
7/23/2020		
7/27/2020		
7/29/2020		

Time Series

Constituent: Selenium (mg/L) Analysis Run 10/20/2020 1:24 PM

Plant Gaston Client: Southern Company Data: Gaston Ash Pond

	GN-AP-MW-36V	GN-AP-MW-37V	GN-AP-MW-4	GN-AP-MW-5	GN-AP-MW-6	GN-AP-MW-7	GN-AP-MW-8	GN-AP-MW-9	GN-AP-PW-18-3
3/29/2016							<0.01		
3/30/2016			<0.01	<0.01	<0.01	<0.01			
4/4/2016								<0.01	
5/17/2016			<0.01						
5/19/2016					<0.01	<0.01			
5/23/2016				<0.01			<0.01	<0.01	
7/11/2016			<0.01						
7/12/2016							<0.01	<0.01	
7/13/2016					<0.01	<0.01			
7/14/2016				<0.01					
9/13/2016				<0.01	<0.01	<0.01	<0.01	<0.01	
9/14/2016			<0.01						
11/15/2016				<0.01	<0.01	<0.01	<0.01	<0.01	
11/16/2016			<0.01						
2/28/2017			<0.01				<0.01	<0.01	
3/1/2017				<0.01	<0.01	<0.01			
5/23/2017				<0.01	<0.01	<0.01			
5/24/2017			<0.01				<0.01	<0.01	
6/20/2017				<0.01	<0.01	<0.01	<0.01	<0.01	
6/21/2017			<0.01						
1/9/2018				<0.01					
1/10/2018			<0.01		<0.01	<0.01	<0.01	<0.01	
4/17/2018				<0.01	<0.01	<0.01	<0.01	<0.01	
4/19/2018			<0.01						
10/1/2018				<0.01			<0.01	<0.01	
10/3/2018			<0.01						
10/4/2018					<0.01	<0.01			
12/11/2018									0.00322 (J)
4/1/2019							<0.01	<0.01	
4/2/2019			<0.01	<0.01	<0.01	<0.01			
9/17/2019			<0.01				<0.01	<0.01	
9/18/2019				<0.01	<0.01	<0.01			
2/17/2020								<0.01	
2/18/2020			<0.01						
2/25/2020							<0.01		
2/26/2020				<0.01	<0.01	<0.01			
4/29/2020	<0.01	<0.01							
7/20/2020	<0.01	<0.01							
7/27/2020			<0.01						
7/28/2020				<0.01	<0.01	<0.01			
7/29/2020							<0.01	<0.01	

Time Series

Constituent: Selenium (mg/L) Analysis Run 10/20/2020 1:24 PM

Plant Gaston Client: Southern Company Data: Gaston Ash Pond

	GN-AP-PW-18-6B	GN-AP-PW-18-9
3/29/2016		
3/30/2016		
4/4/2016		
5/17/2016		
5/19/2016		
5/23/2016		
7/11/2016		
7/12/2016		
7/13/2016		
7/14/2016		
9/13/2016		
9/14/2016		
11/15/2016		
11/16/2016		
2/28/2017		
3/1/2017		
5/23/2017		
5/24/2017		
6/20/2017		
6/21/2017		
1/9/2018		
1/10/2018		
4/17/2018		
4/19/2018		
10/1/2018		
10/3/2018		
10/4/2018		
12/11/2018	0.00465 (J)	<0.01
4/1/2019		
4/2/2019		
9/17/2019		
9/18/2019		
2/17/2020		
2/18/2020		
2/25/2020		
2/26/2020		
4/29/2020		
7/20/2020		
7/27/2020		
7/28/2020		
7/29/2020		

Time Series

Constituent: Sulfate (mg/L) Analysis Run 10/20/2020 1:24 PM

Plant Gaston Client: Southern Company Data: Gaston Ash Pond

	GN-AP-MW-1	GN-AP-MW-10	GN-AP-MW-11	GN-AP-MW-12	GN-AP-MW-13	GN-AP-MW-14	GN-AP-MW-15R	GN-AP-MW-16	GN-AP-MW-16V
3/28/2016						66.6	147		
3/29/2016	15.9							146	
3/30/2016		9.91	32.2	85	<1				
5/17/2016		7.27				63.9		140	
5/18/2016			30.8	83.8	0.492 (J)				
5/19/2016	18						224		
7/11/2016						57.6	133		
7/12/2016	24.6								
7/13/2016		4.11	32.4	86.2					
7/14/2016					0.38 (J)			135	
8/22/2016							134		
9/12/2016				91.8	<1				
9/13/2016	11.6	2.86	30.9			82.8		129	
9/14/2016							130		
11/14/2016			32.1	91.2	<1			131	
11/15/2016	9.07	2.16				118	132		
11/16/2016									
1/3/2017							143		
2/27/2017						62 (J)	130		
2/28/2017	10	3.7 (J)	32	86	<1			130	
5/22/2017		2.6 (J)	32				120		
5/23/2017	16								
5/24/2017				92	<1	56		130	
6/19/2017	13	2.8 (J)	33					110	
6/20/2017							120		
6/21/2017				88	<1	75			
8/14/2017		3.4 (J)	34	100	<1		140	140	
8/15/2017	16					67			
4/16/2018		3.4 (J)	33	91					
4/17/2018	20								
4/19/2018					<1	53	150	130	
10/1/2018	23							80	
10/2/2018		2.6 (J)							
10/4/2018			37	76					
10/5/2018					<1	160	260		
12/17/2018									
2/25/2019									142
4/1/2019	33.1								
4/3/2019		3.85	44.2	102	0.925 (J)	75.2	339	161	
5/7/2019							351		
9/16/2019		3.39	49.2	108				147	137
9/17/2019	28.3				<1	131			
9/18/2019							283		
2/17/2020		3.56	45.2						
2/18/2020				110					
2/19/2020					0.571 (J)	110			
2/25/2020							326	161	146
2/26/2020									
7/22/2020		3.65	45.3						
7/23/2020						97.9			
7/27/2020				108	<1				
7/28/2020							239	143	137

Time Series

Constituent: Sulfate (mg/L) Analysis Run 10/20/2020 1:24 PM

Plant Gaston Client: Southern Company Data: Gaston Ash Pond

	GN-AP-MW-1	GN-AP-MW-10	GN-AP-MW-11	GN-AP-MW-12	GN-AP-MW-13	GN-AP-MW-14	GN-AP-MW-15R	GN-AP-MW-16	GN-AP-MW-16V
7/29/2020									

Time Series

Constituent: Sulfate (mg/L) Analysis Run 10/20/2020 1:24 PM

Plant Gaston Client: Southern Company Data: Gaston Ash Pond

	GN-AP-MW-17	GN-AP-MW-17SV
3/28/2016		
3/29/2016	254	
3/30/2016		
5/17/2016	251	
5/18/2016		
5/19/2016		
7/11/2016		
7/12/2016		
7/13/2016		
7/14/2016	246	
8/22/2016		
9/12/2016		
9/13/2016	238	
9/14/2016		
11/14/2016		
11/15/2016		
11/16/2016	234	
1/3/2017		
2/27/2017		
2/28/2017	240	
5/22/2017		
5/23/2017		
5/24/2017	230	
6/19/2017	200	
6/20/2017		
6/21/2017		
8/14/2017	250	
8/15/2017		
4/16/2018		
4/17/2018		
4/19/2018	250	
10/1/2018	280	
10/2/2018		
10/4/2018		
10/5/2018		
12/17/2018		220
2/25/2019		
4/1/2019		
4/3/2019	346	
5/7/2019		
9/16/2019		
9/17/2019	322	
9/18/2019		260
2/17/2020		
2/18/2020		
2/19/2020		
2/25/2020		
2/26/2020	351	302
7/22/2020		
7/23/2020		276
7/27/2020		
7/28/2020		

Time Series

Constituent: Sulfate (mg/L) Analysis Run 10/20/2020 1:24 PM

Plant Gaston Client: Southern Company Data: Gaston Ash Pond

	GN-AP-MW-17	GN-AP-MW-17SV
7/29/2020	309	

Time Series

Constituent: Sulfate (mg/L) Analysis Run 10/20/2020 1:24 PM

Plant Gaston Client: Southern Company Data: Gaston Ash Pond

	GN-AP-MW-17V	GN-AP-MW-18	GN-AP-MW-19	GN-AP-MW-2 (bg)	GN-AP-MW-20	GN-AP-MW-20SV	GN-AP-MW-20V	GN-AP-MW-21	GN-AP-MW-22
3/28/2016			16.8	2.09					
3/29/2016		163			556				
5/17/2016		159							
5/18/2016			14.9	1.92	559				
7/11/2016				3.41					
7/13/2016			24.2		560			159	
7/14/2016									172
7/18/2016		154							
8/22/2016								107	170
9/13/2016			16.8					155	171
9/14/2016		143		4.94	553				
11/14/2016		151			551				
11/15/2016								172	173
11/16/2016			21.7	10.5					
1/3/2017								163	183
2/27/2017			23						
2/28/2017		140			560				
3/1/2017				5.1				140	170
5/22/2017			26						
5/23/2017				2.3 (J)				140	180
5/24/2017		150			530				
6/19/2017		140		2.1 (J)	510				
6/20/2017								130	160
6/21/2017			20						
8/14/2017		150	22		540				
8/15/2017				1.7 (J)				150	170
4/17/2018								150	160
4/19/2018		140	24	<1	520				
10/1/2018		140			590				
10/2/2018			24						
10/3/2018				1.7 (J)					
10/4/2018								180	150
12/5/2018									
1/2/2019						180			
2/27/2019	265						491		
4/1/2019			24.4	1.87					
4/2/2019								189	212
4/3/2019		168			577				
9/17/2019	243								
9/18/2019		173	23.6	2.39	526	379	481	197	180
2/18/2020			25.6						
2/19/2020									
2/25/2020		210			674	470	599		
2/26/2020	288							199	196
7/21/2020									
7/22/2020		180			568	432	507		
7/23/2020	254								
7/27/2020			23.7						
7/28/2020								177	175

Time Series

Constituent: Sulfate (mg/L) Analysis Run 10/20/2020 1:24 PM

Plant Gaston Client: Southern Company Data: Gaston Ash Pond

	GN-AP-MW-23D	GN-AP-MW-23S
3/28/2016		
3/29/2016		
5/17/2016		
5/18/2016		
7/11/2016		
7/13/2016		
7/14/2016		
7/18/2016		
8/22/2016		
9/13/2016		
9/14/2016		
11/14/2016		
11/15/2016		
11/16/2016		
1/3/2017		
2/27/2017		
2/28/2017		
3/1/2017		
5/22/2017		
5/23/2017		
5/24/2017		
6/19/2017		
6/20/2017		
6/21/2017		
8/14/2017		
8/15/2017		
4/17/2018		
4/19/2018		
10/1/2018		
10/2/2018		
10/3/2018		
10/4/2018		
12/5/2018	110	76
1/2/2019		
2/27/2019		
4/1/2019		
4/2/2019		
4/3/2019		
9/17/2019		67.1
9/18/2019	102	
2/18/2020		
2/19/2020	119	69.4
2/25/2020		
2/26/2020		
7/21/2020	51.1	59.8
7/22/2020		
7/23/2020		
7/27/2020		
7/28/2020		

Time Series

Constituent: Sulfate (mg/L) Analysis Run 10/20/2020 1:24 PM

Plant Gaston Client: Southern Company Data: Gaston Ash Pond

	GN-AP-MW-26	GN-AP-MW-27	GN-AP-MW-28H	GN-AP-MW-29H	GN-AP-MW-3 (bg)	GN-AP-MW-30H	GN-AP-MW-31VR	GN-AP-MW-32V	GN-AP-MW-33V
3/28/2016					7.57				
5/17/2016					5.12				
7/11/2016					4.63				
9/14/2016					3.19				
11/16/2016					3.71				
3/1/2017					3.4 (J)				
5/23/2017					2 (J)				
6/19/2017					2.5 (J)				
8/15/2017					2.4 (J)				
4/19/2018					1.9 (J)				
10/3/2018					2.7 (J)				
12/5/2018		66							
12/6/2018	150								
2/26/2019			131	164					
4/2/2019					3.24				
9/16/2019			126						
9/17/2019				161	4.51				
9/18/2019	142	120							
9/26/2019				179					
10/22/2019						23.4			
2/19/2020	143				3.73	43.2			
2/25/2020		26.5	134	177					55.5
2/26/2020								119	
4/29/2020							93.9		
7/20/2020								169	
7/21/2020		69.6							24.4
7/22/2020	131								
7/23/2020						35.3			
7/27/2020					4.11		49.6		
7/29/2020			134	163					

Time Series

Constituent: Sulfate (mg/L) Analysis Run 10/20/2020 1:24 PM

Plant Gaston Client: Southern Company Data: Gaston Ash Pond

	GN-AP-MW-34V	GN-AP-MW-35V
3/28/2016		
5/17/2016		
7/11/2016		
9/14/2016		
11/16/2016		
3/1/2017		
5/23/2017		
6/19/2017		
8/15/2017		
4/19/2018		
10/3/2018		
12/5/2018		
12/6/2018		
2/26/2019		
4/2/2019		
9/16/2019		
9/17/2019		
9/18/2019		
9/26/2019		
10/22/2019		
2/19/2020	492	
2/25/2020		
2/26/2020		
4/29/2020		39
7/20/2020		
7/21/2020	496	43.4
7/22/2020		
7/23/2020		
7/27/2020		
7/29/2020		

Time Series

Constituent: Sulfate (mg/L) Analysis Run 10/20/2020 1:24 PM

Plant Gaston Client: Southern Company Data: Gaston Ash Pond

	GN-AP-MW-36V	GN-AP-MW-37V	GN-AP-MW-4	GN-AP-MW-5	GN-AP-MW-6	GN-AP-MW-7	GN-AP-MW-8	GN-AP-MW-9	GN-AP-PW-18-3
3/29/2016							29.9		
3/30/2016			24.9	146	204	215			
4/4/2016								13.5	
5/17/2016			25.1						
5/19/2016					206	204			
5/23/2016				160			26.5	1.78	
7/11/2016			33.2						
7/12/2016							24.3	0.915 (J)	
7/13/2016					176	155			
7/14/2016				173					
9/13/2016				173	151	89.8	17.8	<1	
9/14/2016			35.5						
11/15/2016				177	161	176	10.1	0.96 (J)	
11/16/2016			38.5						
2/28/2017			32				5.8	5.5	
3/1/2017				160	160	200			
5/23/2017				160	160	200			
5/24/2017			30				11	18	
6/20/2017				150	160	180	7.9	13	
6/21/2017			25						
8/15/2017			24	170	160	210	5		
8/16/2017								14	
4/17/2018				130	160	170	2.9 (J)	14	
4/19/2018			25						
10/1/2018				140			<1	11	
10/3/2018			37						
10/4/2018					150	200			
1/2/2019									220
4/1/2019							1.8	14.3	
4/2/2019			22.4	122	198	186			
9/17/2019			39.8				4.62	13.9	
9/18/2019				167	177	199			
2/17/2020								14.7	
2/18/2020			21.4						
2/25/2020							3.89		
2/26/2020				39.8	178	207			
4/29/2020	214	99.9							
7/20/2020	259	94.9							
7/27/2020			21.7						
7/28/2020				152	189	160			
7/29/2020							3.25	14.7	

Time Series

Constituent: Sulfate (mg/L) Analysis Run 10/20/2020 1:24 PM

Plant Gaston Client: Southern Company Data: Gaston Ash Pond

	GN-AP-PW-18-6B	GN-AP-PW-18-9
3/29/2016		
3/30/2016		
4/4/2016		
5/17/2016		
5/19/2016		
5/23/2016		
7/11/2016		
7/12/2016		
7/13/2016		
7/14/2016		
9/13/2016		
9/14/2016		
11/15/2016		
11/16/2016		
2/28/2017		
3/1/2017		
5/23/2017		
5/24/2017		
6/20/2017		
6/21/2017		
8/15/2017		
8/16/2017		
4/17/2018		
4/19/2018		
10/1/2018		
10/3/2018		
10/4/2018		
1/2/2019	430	1600
4/1/2019		
4/2/2019		
9/17/2019		
9/18/2019		
2/17/2020		
2/18/2020		
2/25/2020		
2/26/2020		
4/29/2020		
7/20/2020		
7/27/2020		
7/28/2020		
7/29/2020		

Time Series

Constituent: TDS (mg/L) Analysis Run 10/20/2020 1:24 PM

Plant Gaston Client: Southern Company Data: Gaston Ash Pond

	GN-AP-MW-1	GN-AP-MW-10	GN-AP-MW-11	GN-AP-MW-12	GN-AP-MW-13	GN-AP-MW-14	GN-AP-MW-15R	GN-AP-MW-16	GN-AP-MW-16V
3/28/2016						308	426		
3/29/2016	274							277	
3/30/2016		195	184	353	202				
5/17/2016		189				314		261	
5/18/2016			186	343	207				
5/19/2016	270						496		
7/11/2016						319	359		
7/12/2016	289								
7/13/2016		179	192	352					
7/14/2016					203			255	
8/22/2016							349		
9/12/2016				346	205				
9/13/2016	275	168	187			354		264	
9/14/2016							340		
11/14/2016			185	322	197			249	
11/15/2016	258	180				452	324		
11/16/2016									
1/3/2017							348		
2/27/2017						339	347		
2/28/2017	291	180	198	353	221			251	
5/22/2017		178	185				348		
5/23/2017	260								
5/24/2017				234	204	316		257	
6/19/2017	270	165	189					258	
6/20/2017							343		
6/21/2017				372	218	376			
8/14/2017		185	135	372	217		332	263	
8/15/2017	284					340			
4/16/2018		181	174	365					
4/17/2018	263								
4/19/2018					201	304	369	247	
10/1/2018	270							252	
10/2/2018		161							
10/4/2018			208	372					
10/5/2018					208	544	762		
12/17/2018									
2/25/2019									264
4/1/2019	294								
4/3/2019		177	200	372	201	336	810	273	
5/7/2019							810		
5/9/2019	302								
9/16/2019		168	207	377				293	275
9/17/2019	285				204	439			
9/18/2019							704		
10/8/2019		172	207 (D)						
2/17/2020		170	209						
2/18/2020				378					
2/19/2020					206	363			
2/25/2020							674	284	288
2/26/2020									
7/22/2020		175	216						
7/23/2020						399			

Time Series

Constituent: TDS (mg/L) Analysis Run 10/20/2020 1:24 PM

Plant Gaston Client: Southern Company Data: Gaston Ash Pond

	GN-AP-MW-1	GN-AP-MW-10	GN-AP-MW-11	GN-AP-MW-12	GN-AP-MW-13	GN-AP-MW-14	GN-AP-MW-15R	GN-AP-MW-16	GN-AP-MW-16V
7/27/2020				378	202				
7/28/2020							606	284	274
7/29/2020									

Time Series

Constituent: TDS (mg/L) Analysis Run 10/20/2020 1:24 PM

Plant Gaston Client: Southern Company Data: Gaston Ash Pond

	GN-AP-MW-17	GN-AP-MW-17SV
3/28/2016		
3/29/2016	451	
3/30/2016		
5/17/2016	432	
5/18/2016		
5/19/2016		
7/11/2016		
7/12/2016		
7/13/2016		
7/14/2016	434	
8/22/2016		
9/12/2016		
9/13/2016	432	
9/14/2016		
11/14/2016		
11/15/2016		
11/16/2016	412	
1/3/2017		
2/27/2017		
2/28/2017	434	
5/22/2017		
5/23/2017		
5/24/2017	425	
6/19/2017	424	
6/20/2017		
6/21/2017		
8/14/2017	428	
8/15/2017		
4/16/2018		
4/17/2018		
4/19/2018	455	
10/1/2018	492	
10/2/2018		
10/4/2018		
10/5/2018		
12/17/2018		448 (D)
2/25/2019		
4/1/2019		
4/3/2019	536	
5/7/2019		
5/9/2019		
9/16/2019		
9/17/2019	592	
9/18/2019		499
10/8/2019		
2/17/2020		
2/18/2020		
2/19/2020		
2/25/2020		
2/26/2020	561	495
7/22/2020		
7/23/2020		513

Time Series

Constituent: TDS (mg/L) Analysis Run 10/20/2020 1:24 PM

Plant Gaston Client: Southern Company Data: Gaston Ash Pond

	GN-AP-MW-17	GN-AP-MW-17SV
7/27/2020		
7/28/2020		
7/29/2020	566	

Time Series

Constituent: TDS (mg/L) Analysis Run 10/20/2020 1:24 PM

Plant Gaston Client: Southern Company Data: Gaston Ash Pond

	GN-AP-MW-17V	GN-AP-MW-18	GN-AP-MW-19	GN-AP-MW-2 (bg)	GN-AP-MW-20	GN-AP-MW-20SV	GN-AP-MW-20V	GN-AP-MW-21	GN-AP-MW-22
3/28/2016			213	138					
3/29/2016		560			862				
5/17/2016		540							
5/18/2016			206	156	882				
7/11/2016				167					
7/13/2016			225		874			468	
7/14/2016									435
7/18/2016		546							
8/22/2016								393	426
9/13/2016			212					428	430
9/14/2016		542		166	908				
11/14/2016		514			804				
11/15/2016								452	404
11/16/2016			224	192					
1/3/2017								418	428
2/27/2017			223						
2/28/2017		536			930				
3/1/2017				186				346	484
5/22/2017			219						
5/23/2017				158				386	460
5/24/2017		536			886				
6/19/2017		598		156	924				
6/20/2017								363	485
6/21/2017			164						
8/14/2017		550	232		872				
8/15/2017				168				364	488
4/17/2018								410	477
4/19/2018		540	218	154	880				
10/1/2018		514			866				
10/2/2018			212						
10/3/2018				156					
10/4/2018								506	467
12/5/2018									
1/2/2019						530			
2/27/2019	459						774		
4/1/2019			225	160					
4/2/2019								401	522
4/3/2019		560			910				
9/17/2019	458								
9/18/2019		592	222	154	908	680	784	504	460
2/18/2020			215						
2/19/2020									
2/25/2020		578			930	708	802		
2/26/2020	467							490	497
7/21/2020									
7/22/2020		594			934	744	814		
7/23/2020	457								
7/27/2020			223						
7/28/2020								476	500

Time Series

Constituent: TDS (mg/L) Analysis Run 10/20/2020 1:24 PM

Plant Gaston Client: Southern Company Data: Gaston Ash Pond

	GN-AP-MW-23D	GN-AP-MW-23S
3/28/2016		
3/29/2016		
5/17/2016		
5/18/2016		
7/11/2016		
7/13/2016		
7/14/2016		
7/18/2016		
8/22/2016		
9/13/2016		
9/14/2016		
11/14/2016		
11/15/2016		
11/16/2016		
1/3/2017		
2/27/2017		
2/28/2017		
3/1/2017		
5/22/2017		
5/23/2017		
5/24/2017		
6/19/2017		
6/20/2017		
6/21/2017		
8/14/2017		
8/15/2017		
4/17/2018		
4/19/2018		
10/1/2018		
10/2/2018		
10/3/2018		
10/4/2018		
12/5/2018	372 (D)	372 (D)
1/2/2019		
2/27/2019		
4/1/2019		
4/2/2019		
4/3/2019		
9/17/2019		342
9/18/2019	378	
2/18/2020		
2/19/2020	436	357
2/25/2020		
2/26/2020		
7/21/2020	331	318
7/22/2020		
7/23/2020		
7/27/2020		
7/28/2020		

Time Series

Constituent: TDS (mg/L) Analysis Run 10/20/2020 1:24 PM

Plant Gaston Client: Southern Company Data: Gaston Ash Pond

	GN-AP-MW-26	GN-AP-MW-27	GN-AP-MW-28H	GN-AP-MW-29H	GN-AP-MW-3 (bg)	GN-AP-MW-30H	GN-AP-MW-31VR	GN-AP-MW-32V	GN-AP-MW-33V
3/28/2016					147				
5/17/2016					140				
7/11/2016					146				
9/14/2016					141				
11/16/2016					157				
3/1/2017					148				
5/23/2017					141				
6/19/2017					126				
8/15/2017					146				
4/19/2018					143				
10/3/2018					148				
12/5/2018		317 (D)							
12/6/2018	444								
2/26/2019			277	326					
4/2/2019					140				
9/16/2019			276						
9/17/2019				331	145				
9/18/2019	433	412							
9/26/2019				327					
10/22/2019						396			
2/19/2020	423				149	463			
2/25/2020		173	276	330					353
2/26/2020								315	
4/29/2020							373		
7/20/2020								521	
7/21/2020		288							333
7/22/2020	406								
7/23/2020						440			
7/27/2020					154		361		
7/29/2020			278	328					

Time Series

Constituent: TDS (mg/L) Analysis Run 10/20/2020 1:24 PM

Plant Gaston Client: Southern Company Data: Gaston Ash Pond

	GN-AP-MW-34V	GN-AP-MW-35V
3/28/2016		
5/17/2016		
7/11/2016		
9/14/2016		
11/16/2016		
3/1/2017		
5/23/2017		
6/19/2017		
8/15/2017		
4/19/2018		
10/3/2018		
12/5/2018		
12/6/2018		
2/26/2019		
4/2/2019		
9/16/2019		
9/17/2019		
9/18/2019		
9/26/2019		
10/22/2019		
2/19/2020	802	
2/25/2020		
2/26/2020		
4/29/2020		227
7/20/2020		
7/21/2020	816	249
7/22/2020		
7/23/2020		
7/27/2020		
7/29/2020		

Time Series

Constituent: TDS (mg/L) Analysis Run 10/20/2020 1:24 PM

Plant Gaston Client: Southern Company Data: Gaston Ash Pond

	GN-AP-MW-36V	GN-AP-MW-37V	GN-AP-MW-4	GN-AP-MW-5	GN-AP-MW-6	GN-AP-MW-7	GN-AP-MW-8	GN-AP-MW-9	GN-AP-PW-18-3
3/29/2016							290		
3/30/2016			339	398	430	472			
4/4/2016								182	
5/17/2016			269						
5/19/2016					422	458			
5/23/2016				411			312	184	
7/11/2016			305						
7/12/2016							292	176	
7/13/2016					391	412			
7/14/2016				424					
9/13/2016				426	378	312	276	170	
9/14/2016			326						
11/15/2016				412	354	426	262	180	
11/16/2016			338						
2/28/2017			303				290	203	
3/1/2017				452	389	487			
5/23/2017				448	375	487			
5/24/2017			312				296	199	
6/20/2017				437	416	421	273	178	
6/21/2017			241						
8/15/2017			281	440	394	490	279		
8/16/2017								205	
4/17/2018				454	437	464	250	193	
4/19/2018			282						
10/1/2018				449			246	198	
10/3/2018			354						
10/4/2018					418	504			
12/11/2018									486
4/1/2019							268	205	
4/2/2019			270	390	447	428			
9/17/2019			332				257	207	
9/18/2019				434	445	489			
2/17/2020								211	
2/18/2020			274						
2/25/2020							252		
2/26/2020				228	455	490			
4/29/2020	742	273							
7/20/2020	896	252							
7/27/2020			284						
7/28/2020				406	485	434			
7/29/2020							253	215	

Time Series

Constituent: TDS (mg/L) Analysis Run 10/20/2020 1:24 PM

Plant Gaston Client: Southern Company Data: Gaston Ash Pond

	GN-AP-PW-18-6B	GN-AP-PW-18-9
3/29/2016		
3/30/2016		
4/4/2016		
5/17/2016		
5/19/2016		
5/23/2016		
7/11/2016		
7/12/2016		
7/13/2016		
7/14/2016		
9/13/2016		
9/14/2016		
11/15/2016		
11/16/2016		
2/28/2017		
3/1/2017		
5/23/2017		
5/24/2017		
6/20/2017		
6/21/2017		
8/15/2017		
8/16/2017		
4/17/2018		
4/19/2018		
10/1/2018		
10/3/2018		
10/4/2018		
12/11/2018	822	2450
4/1/2019		
4/2/2019		
9/17/2019		
9/18/2019		
2/17/2020		
2/18/2020		
2/25/2020		
2/26/2020		
4/29/2020		
7/20/2020		
7/27/2020		
7/28/2020		
7/29/2020		

Time Series

Constituent: Thallium (mg/L) Analysis Run 10/20/2020 1:24 PM

Plant Gaston Client: Southern Company Data: Gaston Ash Pond

	GN-AP-MW-1	GN-AP-MW-10	GN-AP-MW-11	GN-AP-MW-12	GN-AP-MW-13	GN-AP-MW-14	GN-AP-MW-15R	GN-AP-MW-16	GN-AP-MW-16V
3/28/2016						<0.001	<0.001		
3/29/2016	<0.001							<0.001	
3/30/2016		<0.001	<0.001	<0.001	<0.001				
5/17/2016		<0.001				<0.001		<0.001	
5/18/2016			<0.001	<0.001	<0.001				
5/19/2016	<0.001						<0.001		
7/11/2016						<0.001	<0.001		
7/12/2016	<0.001								
7/13/2016		<0.001	<0.001	<0.001					
7/14/2016					<0.001			<0.001	
8/22/2016							<0.001		
9/12/2016				<0.001	<0.001				
9/13/2016	<0.001	<0.001	<0.001			<0.001		<0.001	
9/14/2016							<0.001		
11/14/2016			<0.001	<0.001	<0.001			<0.001	
11/15/2016	<0.001	<0.001				<0.001	<0.001		
11/16/2016									
1/3/2017							<0.001		
2/27/2017						<0.001	<0.001		
2/28/2017	<0.001	<0.001	<0.001	<0.001	<0.001			<0.001	
5/22/2017		<0.001	<0.001				<0.001		
5/23/2017	<0.001								
5/24/2017				<0.001	<0.001	<0.001		<0.001	
6/19/2017	<0.001	<0.001	<0.001					<0.001	
6/20/2017							<0.001		
6/21/2017				<0.001	<0.001	<0.001			
1/9/2018			<0.001	<0.001	<0.001	<0.001	<0.001	<0.001	
1/10/2018	<0.001	<0.001							
4/16/2018		<0.001	<0.001	<0.001					
4/17/2018	<0.001								
4/19/2018					<0.001	<0.001	<0.001	<0.001	
10/1/2018	<0.001							<0.001	
10/2/2018		<0.001							
10/4/2018			<0.001	<0.001					
10/5/2018					<0.001	<0.001	<0.001		
12/17/2018									
2/25/2019									0.000537 (J)
4/1/2019	<0.001								
4/3/2019		<0.001	<0.001	<0.001	<0.001	<0.001	<0.001	<0.001	
5/7/2019							<0.001		
9/16/2019		<0.001	<0.001	<0.001				<0.001	0.000604 (J)
9/17/2019	<0.001				<0.001	<0.001			
9/18/2019							<0.001		
2/17/2020		<0.001	<0.001						
2/18/2020				<0.001					
2/19/2020					<0.001	<0.001			
2/25/2020							<0.001	<0.001	0.000552 (J)
2/26/2020									
7/22/2020		<0.001	<0.001						
7/23/2020						<0.001			
7/27/2020				<0.001	<0.001				
7/28/2020							<0.001	<0.001	0.000514 (J)

Time Series

Constituent: Thallium (mg/L) Analysis Run 10/20/2020 1:24 PM

Plant Gaston Client: Southern Company Data: Gaston Ash Pond

	GN-AP-MW-1	GN-AP-MW-10	GN-AP-MW-11	GN-AP-MW-12	GN-AP-MW-13	GN-AP-MW-14	GN-AP-MW-15R	GN-AP-MW-16	GN-AP-MW-16V
7/29/2020									

Time Series

Constituent: Thallium (mg/L) Analysis Run 10/20/2020 1:24 PM

Plant Gaston Client: Southern Company Data: Gaston Ash Pond

	GN-AP-MW-17	GN-AP-MW-17SV
3/28/2016		
3/29/2016	<0.001	
3/30/2016		
5/17/2016	<0.001	
5/18/2016		
5/19/2016		
7/11/2016		
7/12/2016		
7/13/2016		
7/14/2016	<0.001	
8/22/2016		
9/12/2016		
9/13/2016	<0.001	
9/14/2016		
11/14/2016		
11/15/2016		
11/16/2016	<0.001	
1/3/2017		
2/27/2017		
2/28/2017	<0.001	
5/22/2017		
5/23/2017		
5/24/2017	<0.001	
6/19/2017	<0.001	
6/20/2017		
6/21/2017		
1/9/2018	<0.001	
1/10/2018		
4/16/2018		
4/17/2018		
4/19/2018	<0.001	
10/1/2018	<0.001	
10/2/2018		
10/4/2018		
10/5/2018		
12/17/2018		<0.001
2/25/2019		
4/1/2019		
4/3/2019	<0.001	
5/7/2019		
9/16/2019		
9/17/2019	<0.001	
9/18/2019		<0.001
2/17/2020		
2/18/2020		
2/19/2020		
2/25/2020		
2/26/2020	<0.001	0.000225 (J)
7/22/2020		
7/23/2020		0.000254 (J)
7/27/2020		
7/28/2020		

Time Series

Constituent: Thallium (mg/L) Analysis Run 10/20/2020 1:24 PM

Plant Gaston Client: Southern Company Data: Gaston Ash Pond

	GN-AP-MW-17	GN-AP-MW-17SV
7/29/2020	<0.001	

Time Series

Constituent: Thallium (mg/L) Analysis Run 10/20/2020 1:24 PM

Plant Gaston Client: Southern Company Data: Gaston Ash Pond

	GN-AP-MW-17V	GN-AP-MW-18	GN-AP-MW-19	GN-AP-MW-2 (bg)	GN-AP-MW-20	GN-AP-MW-20SV	GN-AP-MW-20V	GN-AP-MW-21	GN-AP-MW-22
3/28/2016			<0.001	<0.001					
3/29/2016		0.000428 (J)			<0.001				
5/17/2016		0.000343 (J)							
5/18/2016			<0.001	<0.001	<0.001				
7/11/2016				<0.001					
7/13/2016			<0.001		<0.001			<0.001	
7/14/2016									<0.001
7/18/2016		0.000359 (J)							
8/22/2016								<0.001	<0.001
9/13/2016			<0.001					<0.001	<0.001
9/14/2016		0.000345 (J)		<0.001	<0.001				
11/14/2016		0.000367 (J)			<0.001				
11/15/2016								<0.001	<0.001
11/16/2016			<0.001	<0.001					
1/3/2017								<0.001	<0.001
2/27/2017			<0.001						
2/28/2017		0.000359 (J)			<0.001				
3/1/2017				0.000265 (J)				<0.001	<0.001
5/22/2017			<0.001						
5/23/2017				0.000239 (J)				<0.001	<0.001
5/24/2017		0.000376 (J)			<0.001				
6/19/2017		0.000379 (J)		0.000202 (J)	<0.001				
6/20/2017								<0.001	<0.001
6/21/2017			<0.001						
1/9/2018		0.000312 (J)			<0.001				<0.001
1/10/2018			<0.001	<0.001				<0.001	
4/17/2018								<0.001	<0.001
4/19/2018		0.000418 (J)	<0.001	<0.001	<0.001				
10/1/2018		0.000371 (J)			<0.001				
10/2/2018			<0.001						
10/3/2018				<0.001					
10/4/2018								<0.001	<0.001
12/5/2018									
12/13/2018						<0.001			
2/27/2019	<0.001						<0.001		
4/1/2019			<0.001	<0.001					
4/2/2019								<0.001	<0.001
4/3/2019		0.00034 (J)			<0.001				
9/17/2019	<0.001								
9/18/2019		0.000479 (J)	<0.001	<0.001	<0.001	<0.001	<0.001	<0.001	<0.001
2/18/2020			<0.001						
2/19/2020									
2/25/2020		0.000426 (J)			<0.001	<0.001	<0.001		
2/26/2020	<0.001							<0.001	<0.001
7/21/2020									
7/22/2020		0.000456 (J)			<0.001	<0.001	<0.001		
7/23/2020	<0.001								
7/27/2020			<0.001						
7/28/2020								<0.001	<0.001

Time Series

Constituent: Thallium (mg/L) Analysis Run 10/20/2020 1:24 PM

Plant Gaston Client: Southern Company Data: Gaston Ash Pond

	GN-AP-MW-23D	GN-AP-MW-23S
3/28/2016		
3/29/2016		
5/17/2016		
5/18/2016		
7/11/2016		
7/13/2016		
7/14/2016		
7/18/2016		
8/22/2016		
9/13/2016		
9/14/2016		
11/14/2016		
11/15/2016		
11/16/2016		
1/3/2017		
2/27/2017		
2/28/2017		
3/1/2017		
5/22/2017		
5/23/2017		
5/24/2017		
6/19/2017		
6/20/2017		
6/21/2017		
1/9/2018		
1/10/2018		
4/17/2018		
4/19/2018		
10/1/2018		
10/2/2018		
10/3/2018		
10/4/2018		
12/5/2018	<0.001	<0.001
12/13/2018		
2/27/2019		
4/1/2019		
4/2/2019		
4/3/2019		
9/17/2019		<0.001
9/18/2019	<0.001	
2/18/2020		
2/19/2020	<0.001	<0.001
2/25/2020		
2/26/2020		
7/21/2020	<0.001	<0.001
7/22/2020		
7/23/2020		
7/27/2020		
7/28/2020		

Time Series

Constituent: Thallium (mg/L) Analysis Run 10/20/2020 1:24 PM

Plant Gaston Client: Southern Company Data: Gaston Ash Pond

	GN-AP-MW-26	GN-AP-MW-27	GN-AP-MW-28H	GN-AP-MW-29H	GN-AP-MW-3 (bg)	GN-AP-MW-30H	GN-AP-MW-31VR	GN-AP-MW-32V	GN-AP-MW-33V
3/28/2016					0.000648 (J)				
5/17/2016					<0.001				
7/11/2016					<0.001				
9/14/2016					<0.001				
11/16/2016					<0.001				
3/1/2017					<0.001				
5/23/2017					<0.001				
6/19/2017					<0.001				
1/10/2018					<0.001				
4/19/2018					<0.001				
10/3/2018					<0.001				
12/5/2018		<0.001							
12/6/2018	<0.001								
2/26/2019			<0.001	<0.001					
4/2/2019					<0.001				
9/16/2019			<0.001						
9/17/2019				<0.001	<0.001				
9/18/2019	<0.001	<0.001							
9/26/2019				<0.001					
10/22/2019						<0.001			
2/19/2020	<0.001				<0.001	<0.001			
2/25/2020		<0.001	<0.001	<0.001					<0.001
2/26/2020								<0.001	
4/29/2020							<0.001		
7/20/2020								<0.001	
7/21/2020		<0.001							<0.001
7/22/2020	<0.001								
7/23/2020						<0.001			
7/27/2020					<0.001		<0.001		
7/29/2020			<0.001	<0.001					

Time Series

Constituent: Thallium (mg/L) Analysis Run 10/20/2020 1:24 PM

Plant Gaston Client: Southern Company Data: Gaston Ash Pond

	GN-AP-MW-34V	GN-AP-MW-35V
3/28/2016		
5/17/2016		
7/11/2016		
9/14/2016		
11/16/2016		
3/1/2017		
5/23/2017		
6/19/2017		
1/10/2018		
4/19/2018		
10/3/2018		
12/5/2018		
12/6/2018		
2/26/2019		
4/2/2019		
9/16/2019		
9/17/2019		
9/18/2019		
9/26/2019		
10/22/2019		
2/19/2020	<0.001	
2/25/2020		
2/26/2020		
4/29/2020		<0.001
7/20/2020		
7/21/2020	<0.001	<0.001
7/22/2020		
7/23/2020		
7/27/2020		
7/29/2020		

Time Series

Constituent: Thallium (mg/L) Analysis Run 10/20/2020 1:24 PM

Plant Gaston Client: Southern Company Data: Gaston Ash Pond

	GN-AP-MW-36V	GN-AP-MW-37V	GN-AP-MW-4	GN-AP-MW-5	GN-AP-MW-6	GN-AP-MW-7	GN-AP-MW-8	GN-AP-MW-9	GN-AP-PW-18-3
3/29/2016							<0.001		
3/30/2016			<0.001	<0.001	<0.001	<0.001			
4/4/2016								<0.001	
5/17/2016			<0.001						
5/19/2016					<0.001	<0.001			
5/23/2016				<0.001			<0.001	<0.001	
7/11/2016			<0.001						
7/12/2016							<0.001	<0.001	
7/13/2016					<0.001	<0.001			
7/14/2016				<0.001					
9/13/2016				<0.001	<0.001	<0.001	<0.001	<0.001	
9/14/2016			<0.001						
11/15/2016				<0.001	<0.001	<0.001	<0.001	<0.001	
11/16/2016			<0.001						
2/28/2017			<0.001				<0.001	<0.001	
3/1/2017				<0.001	<0.001	<0.001			
5/23/2017				<0.001	<0.001	<0.001			
5/24/2017			<0.001				<0.001	<0.001	
6/20/2017				<0.001	<0.001	<0.001	<0.001	<0.001	
6/21/2017			<0.001						
1/9/2018				<0.001					
1/10/2018			<0.001		<0.001	<0.001	<0.001	<0.001	
4/17/2018				<0.001	<0.001	<0.001	<0.001	<0.001	
4/19/2018			<0.001						
10/1/2018				<0.001			<0.001	<0.001	
10/3/2018			<0.001						
10/4/2018					<0.001	<0.001			
12/11/2018									<0.001
4/1/2019							<0.001	<0.001	
4/2/2019			<0.001	<0.001	<0.001	<0.001			
9/17/2019			<0.001				<0.001	<0.001	
9/18/2019				<0.001	<0.001	<0.001			
2/17/2020								<0.001	
2/18/2020			<0.001						
2/25/2020							<0.001		
2/26/2020				<0.001	<0.001	<0.001			
4/29/2020	<0.001	<0.001							
7/20/2020	<0.001	<0.001							
7/27/2020			<0.001						
7/28/2020				<0.001	<0.001	<0.001			
7/29/2020							<0.001	<0.001	

Time Series

Constituent: Thallium (mg/L) Analysis Run 10/20/2020 1:24 PM

Plant Gaston Client: Southern Company Data: Gaston Ash Pond

	GN-AP-PW-18-6B	GN-AP-PW-18-9
3/29/2016		
3/30/2016		
4/4/2016		
5/17/2016		
5/19/2016		
5/23/2016		
7/11/2016		
7/12/2016		
7/13/2016		
7/14/2016		
9/13/2016		
9/14/2016		
11/15/2016		
11/16/2016		
2/28/2017		
3/1/2017		
5/23/2017		
5/24/2017		
6/20/2017		
6/21/2017		
1/9/2018		
1/10/2018		
4/17/2018		
4/19/2018		
10/1/2018		
10/3/2018		
10/4/2018		
12/11/2018	<0.001	0.000223 (J)
4/1/2019		
4/2/2019		
9/17/2019		
9/18/2019		
2/17/2020		
2/18/2020		
2/25/2020		
2/26/2020		
4/29/2020		
7/20/2020		
7/27/2020		
7/28/2020		
7/29/2020		

FIGURE B.

Box & Whiskers Plot

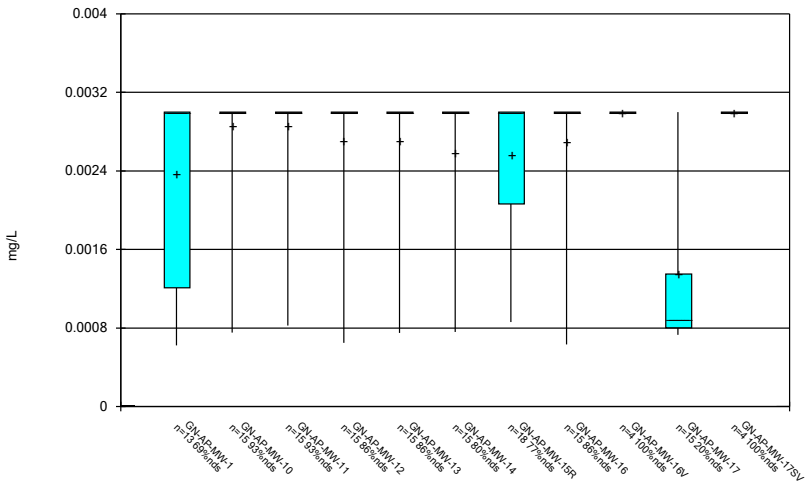

Constituent: Antimony Analysis Run 10/20/2020 1:25 PM

Plant Gaston Client: Southern Company Data: Gaston Ash Pond

Sanitas™ v.9.6.27 Groundwater Stats Consulting. UG

Box & Whiskers Plot

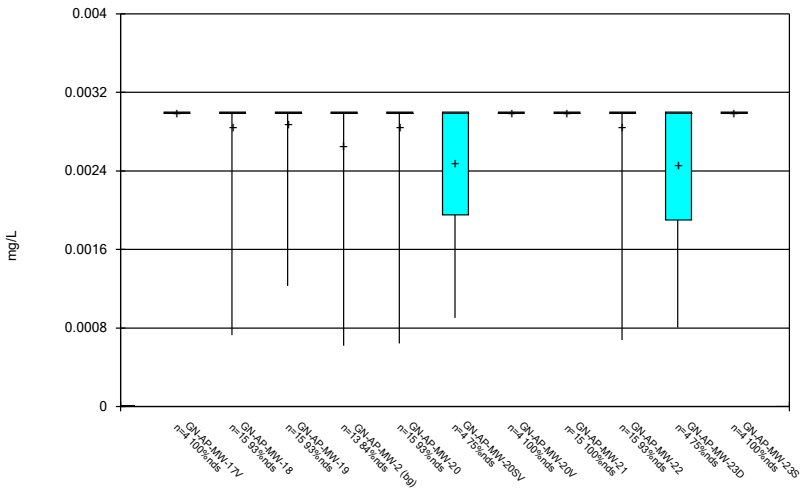

Constituent: Antimony Analysis Run 10/20/2020 1:25 PM

Plant Gaston Client: Southern Company Data: Gaston Ash Pond

Sanitas™ v.9.6.27 Groundwater Stats Consulting. UG

Box & Whiskers Plot

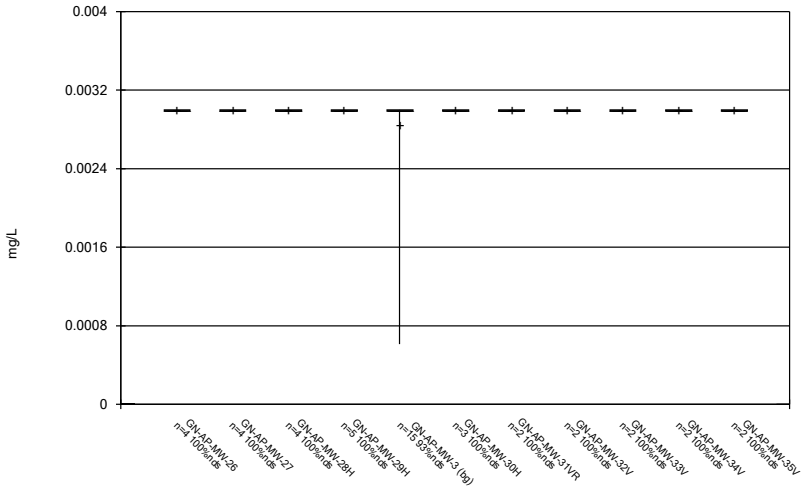

Constituent: Antimony Analysis Run 10/20/2020 1:25 PM

Plant Gaston Client: Southern Company Data: Gaston Ash Pond

Sanitas™ v.9.6.27 Groundwater Stats Consulting. UG

Box & Whiskers Plot

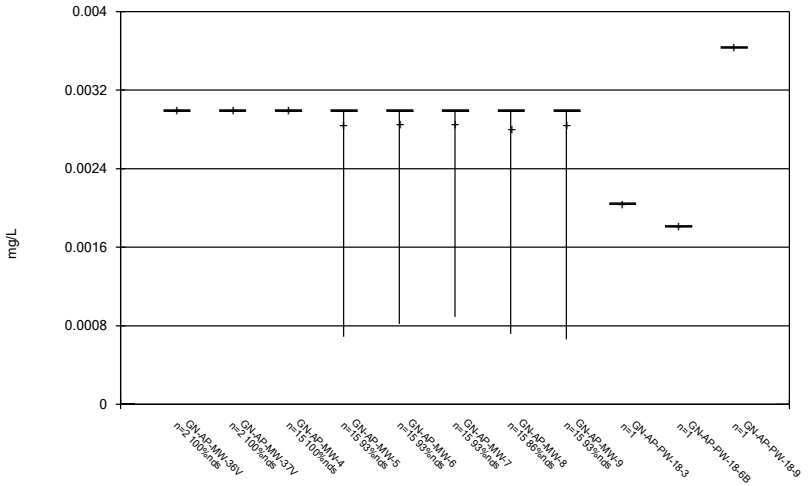

Constituent: Antimony Analysis Run 10/20/2020 1:25 PM

Plant Gaston Client: Southern Company Data: Gaston Ash Pond

Box & Whiskers Plot

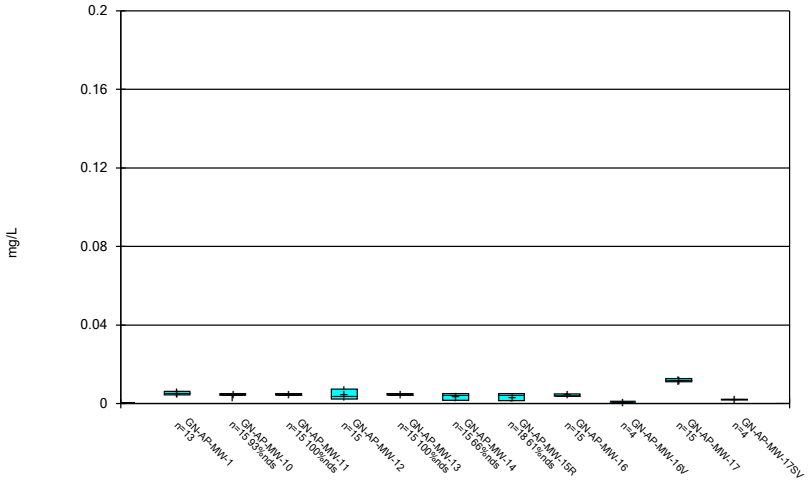

Constituent: Arsenic Analysis Run 10/20/2020 1:25 PM

Plant Gaston Client: Southern Company Data: Gaston Ash Pond

Sanitas™ v.9.6.27 Groundwater Stats Consulting. UG

Box & Whiskers Plot

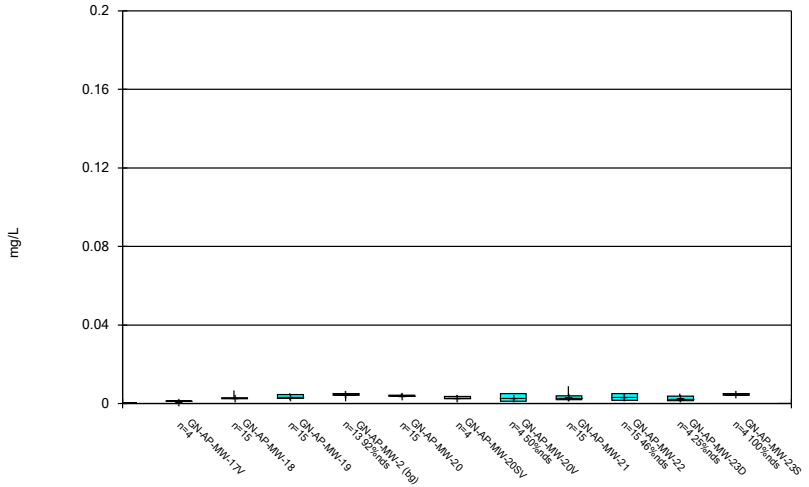

Constituent: Arsenic Analysis Run 10/20/2020 1:25 PM

Plant Gaston Client: Southern Company Data: Gaston Ash Pond

Sanitas™ v.9.6.27 Groundwater Stats Consulting. UG

Box & Whiskers Plot

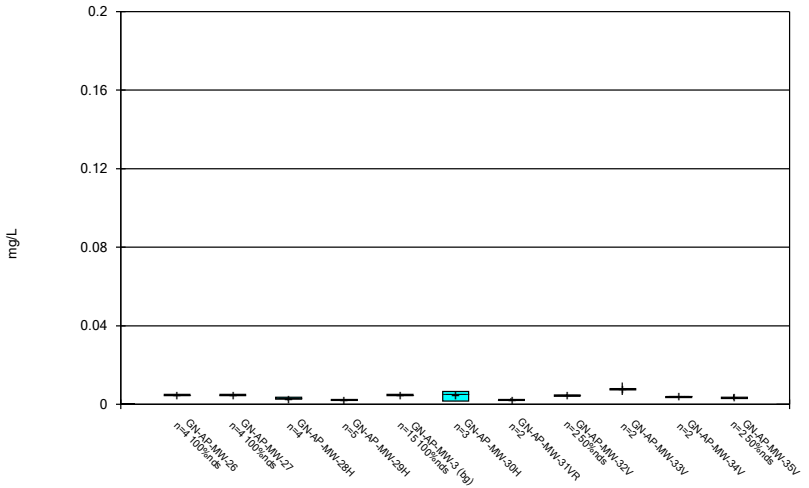

Constituent: Arsenic Analysis Run 10/20/2020 1:25 PM

Plant Gaston Client: Southern Company Data: Gaston Ash Pond

Sanitas™ v.9.6.27 Groundwater Stats Consulting. UG

Box & Whiskers Plot

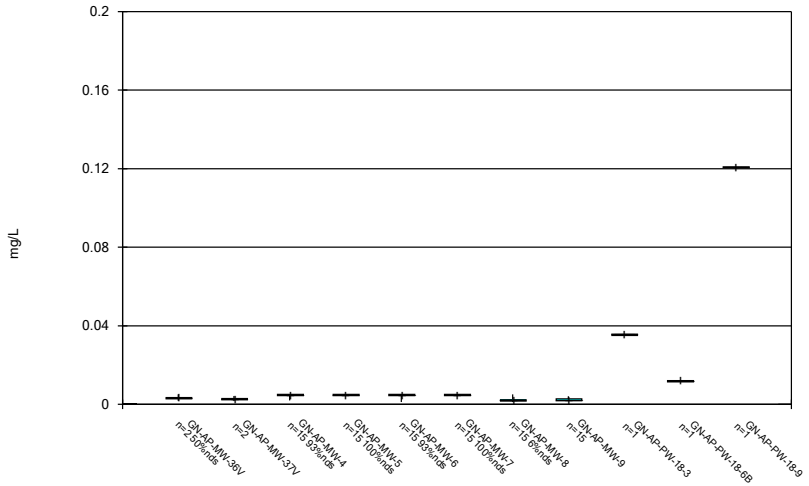

Constituent: Arsenic Analysis Run 10/20/2020 1:25 PM

Plant Gaston Client: Southern Company Data: Gaston Ash Pond

Box & Whiskers Plot

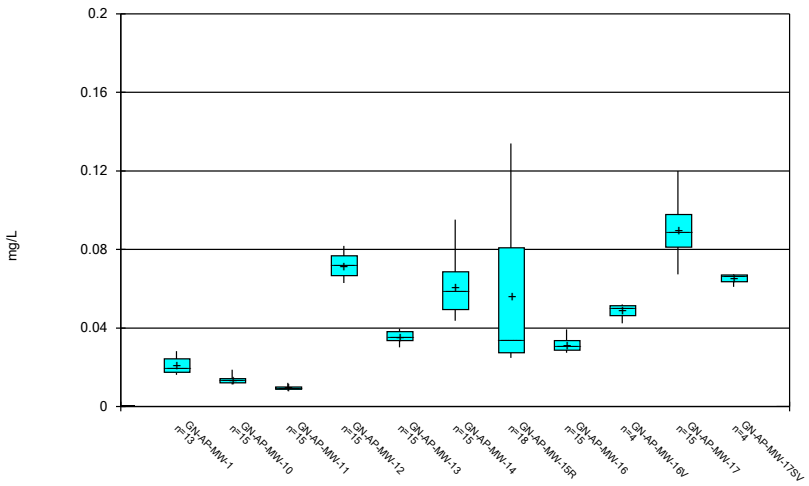

Constituent: Barium Analysis Run 10/20/2020 1:25 PM

Plant Gaston Client: Southern Company Data: Gaston Ash Pond

Sanitas™ v.9.6.27 Groundwater Stats Consulting. UG

Box & Whiskers Plot

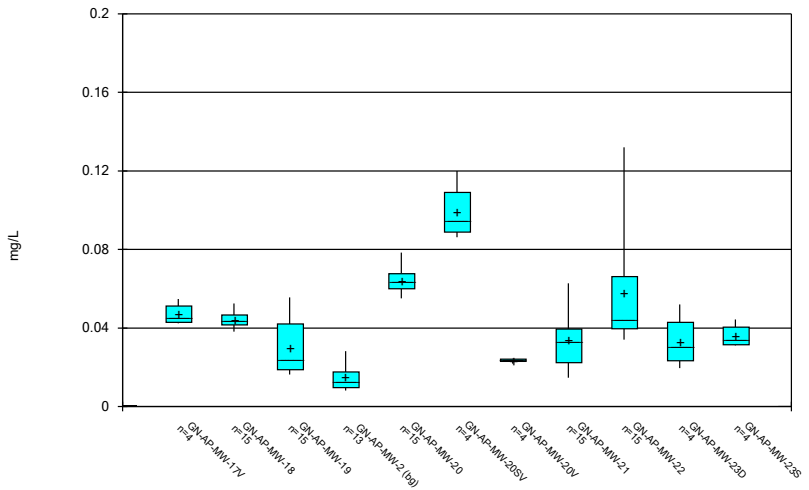

Constituent: Barium Analysis Run 10/20/2020 1:25 PM

Plant Gaston Client: Southern Company Data: Gaston Ash Pond

Sanitas™ v.9.6.27 Groundwater Stats Consulting. UG

Box & Whiskers Plot

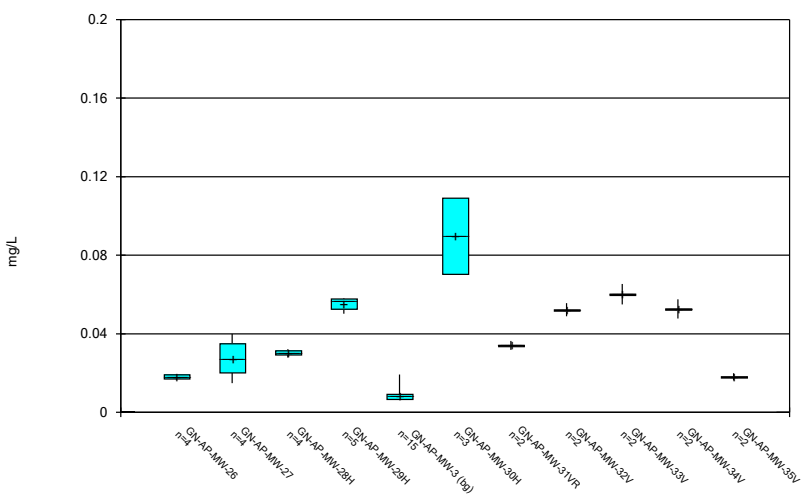

Constituent: Barium Analysis Run 10/20/2020 1:25 PM

Plant Gaston Client: Southern Company Data: Gaston Ash Pond

Sanitas™ v.9.6.27 Groundwater Stats Consulting. UG

Box & Whiskers Plot

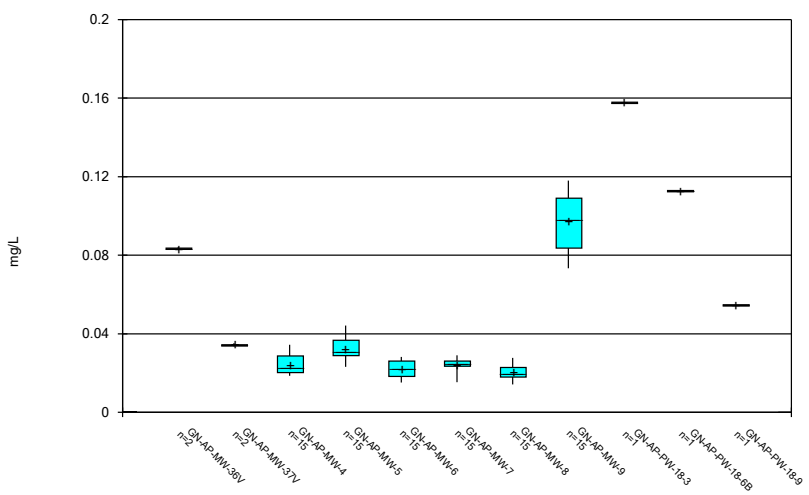

Constituent: Barium Analysis Run 10/20/2020 1:25 PM

Plant Gaston Client: Southern Company Data: Gaston Ash Pond

Box & Whiskers Plot

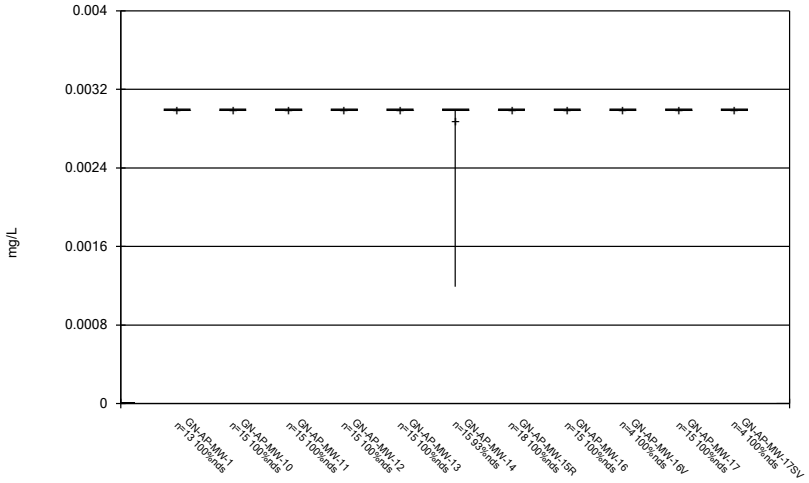

Constituent: Beryllium Analysis Run 10/20/2020 1:25 PM

Plant Gaston Client: Southern Company Data: Gaston Ash Pond

Sanitas™ v.9.6.27 Groundwater Stats Consulting. UG

Box & Whiskers Plot

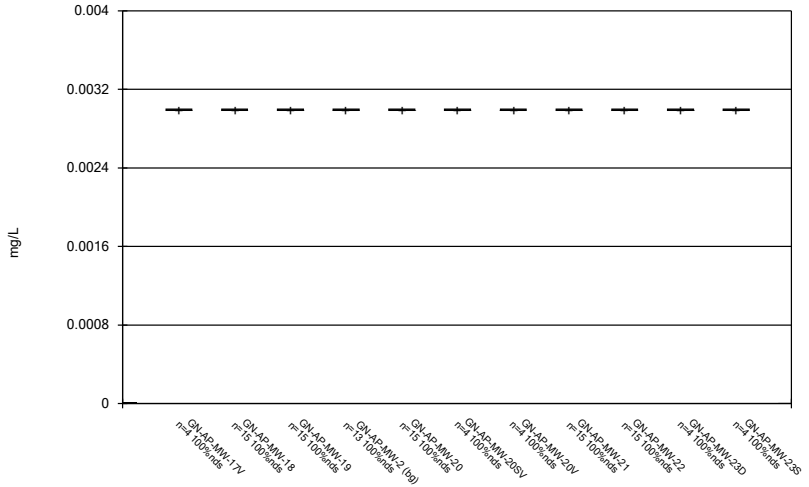

Constituent: Beryllium Analysis Run 10/20/2020 1:25 PM

Plant Gaston Client: Southern Company Data: Gaston Ash Pond

Sanitas™ v.9.6.27 Groundwater Stats Consulting. UG

Box & Whiskers Plot

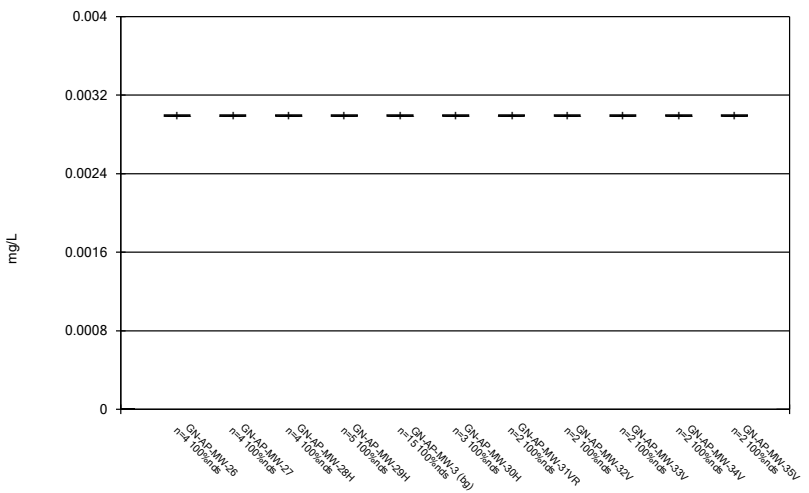

Constituent: Beryllium Analysis Run 10/20/2020 1:25 PM

Plant Gaston Client: Southern Company Data: Gaston Ash Pond

Sanitas™ v.9.6.27 Groundwater Stats Consulting. UG

Box & Whiskers Plot

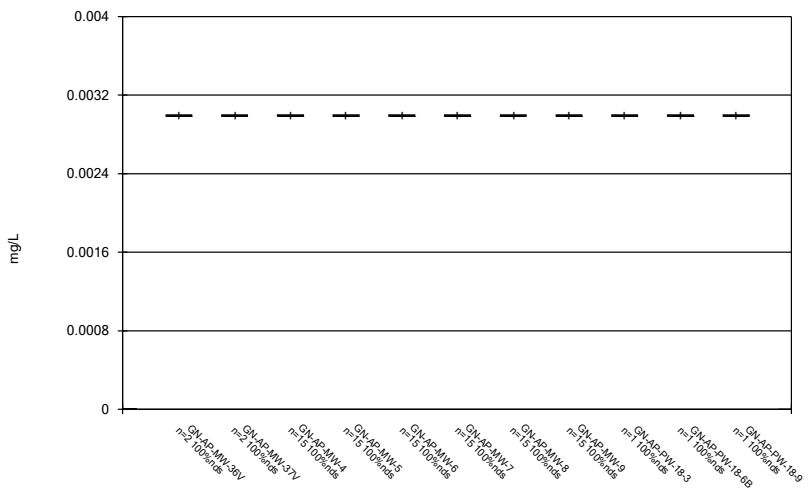

Constituent: Beryllium Analysis Run 10/20/2020 1:25 PM

Plant Gaston Client: Southern Company Data: Gaston Ash Pond

Box & Whiskers Plot

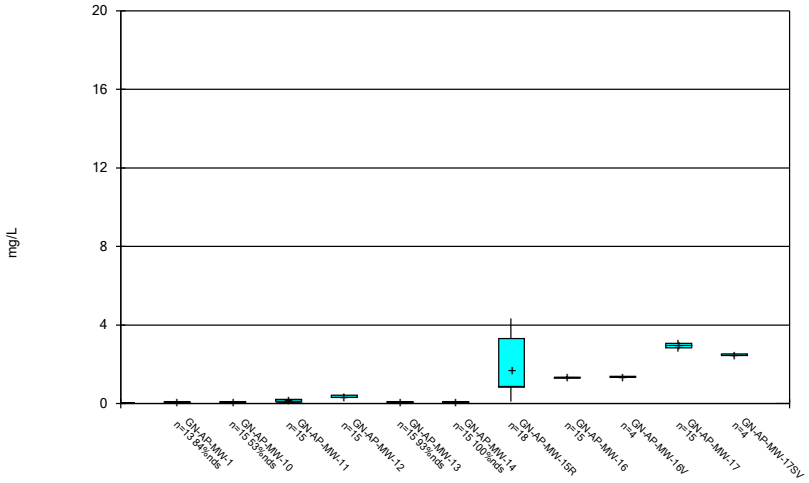

Constituent: Boron Analysis Run 10/20/2020 1:25 PM

Plant Gaston Client: Southern Company Data: Gaston Ash Pond

Sanitas™ v.9.6.27 Groundwater Stats Consulting. UG

Box & Whiskers Plot

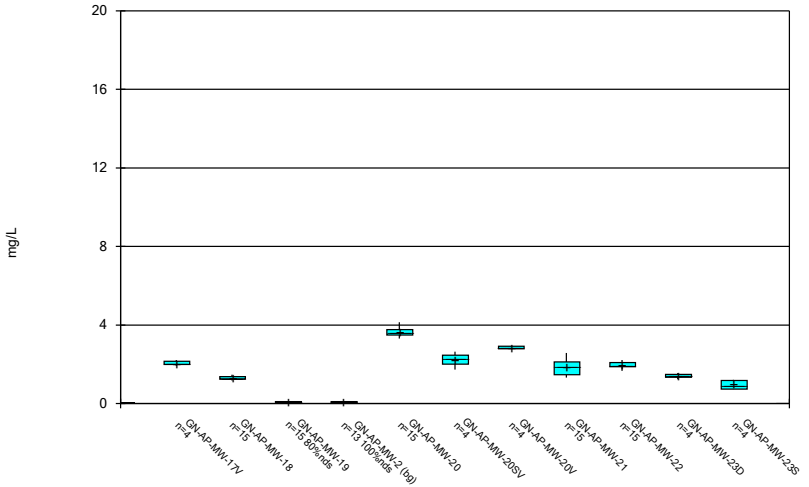

Constituent: Boron Analysis Run 10/20/2020 1:25 PM

Plant Gaston Client: Southern Company Data: Gaston Ash Pond

Sanitas™ v.9.6.27 Groundwater Stats Consulting. UG

Box & Whiskers Plot

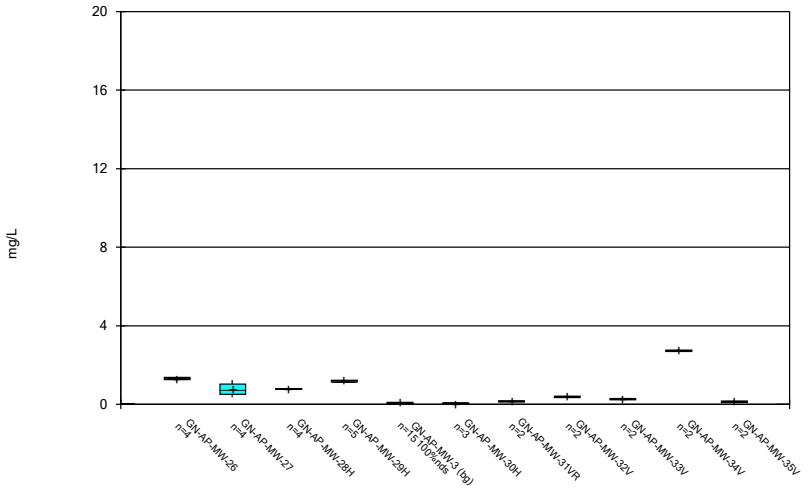

Constituent: Boron Analysis Run 10/20/2020 1:25 PM

Plant Gaston Client: Southern Company Data: Gaston Ash Pond

Sanitas™ v.9.6.27 Groundwater Stats Consulting. UG

Box & Whiskers Plot

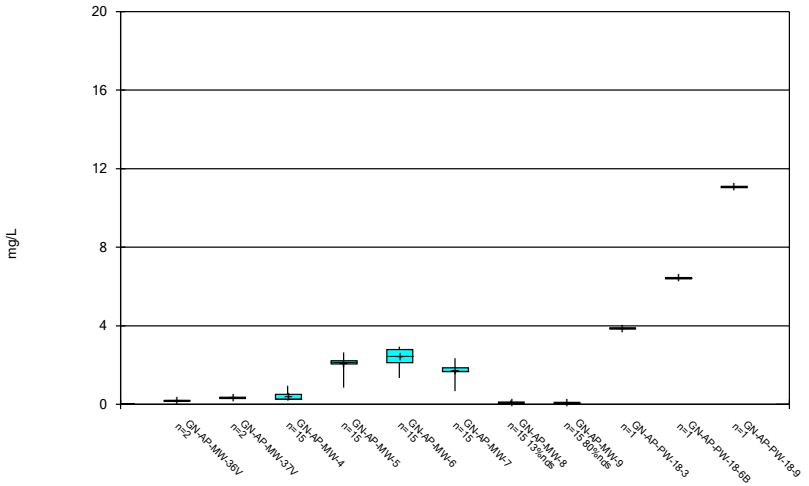

Constituent: Boron Analysis Run 10/20/2020 1:25 PM

Plant Gaston Client: Southern Company Data: Gaston Ash Pond

Box & Whiskers Plot

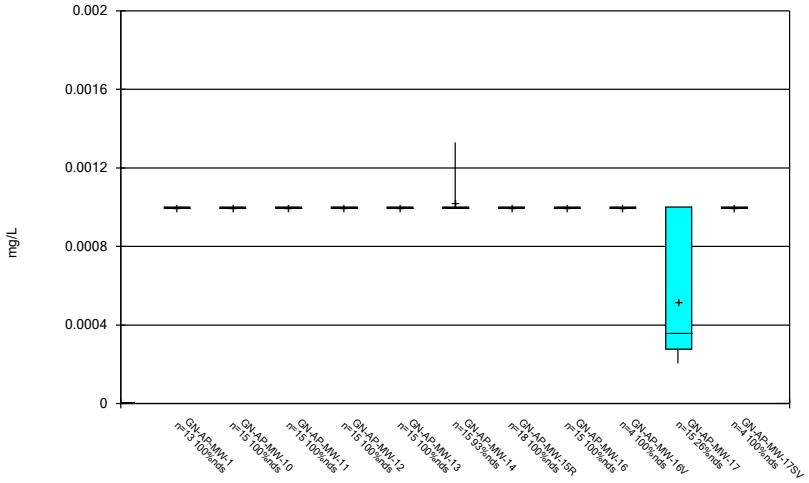

Constituent: Cadmium Analysis Run 10/20/2020 1:25 PM

Plant Gaston Client: Southern Company Data: Gaston Ash Pond

Sanitas™ v.9.6.27 Groundwater Stats Consulting. UG

Box & Whiskers Plot

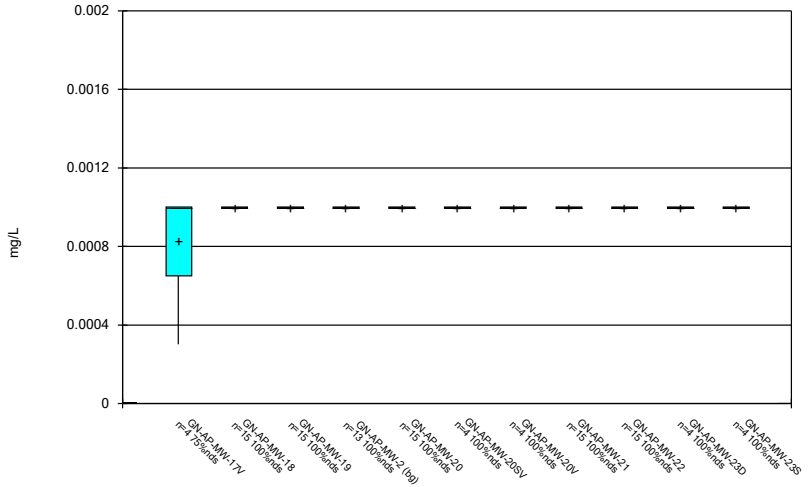

Constituent: Cadmium Analysis Run 10/20/2020 1:25 PM

Plant Gaston Client: Southern Company Data: Gaston Ash Pond

Sanitas™ v.9.6.27 Groundwater Stats Consulting. UG

Box & Whiskers Plot

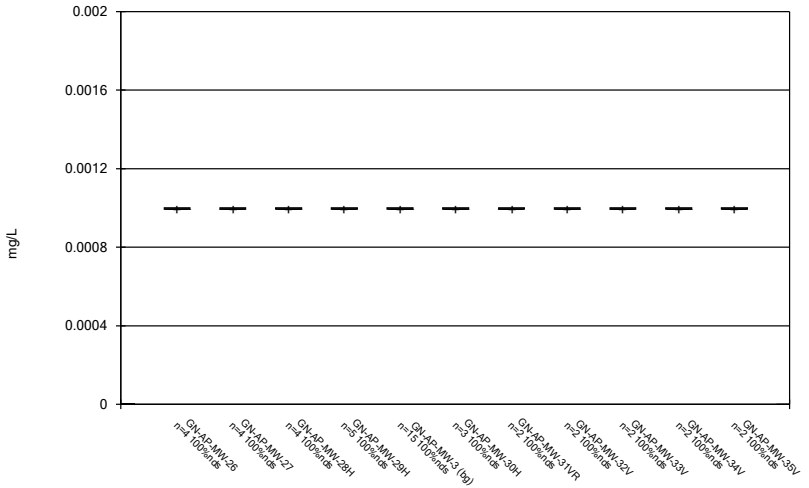

Constituent: Cadmium Analysis Run 10/20/2020 1:25 PM

Plant Gaston Client: Southern Company Data: Gaston Ash Pond

Sanitas™ v.9.6.27 Groundwater Stats Consulting. UG

Box & Whiskers Plot

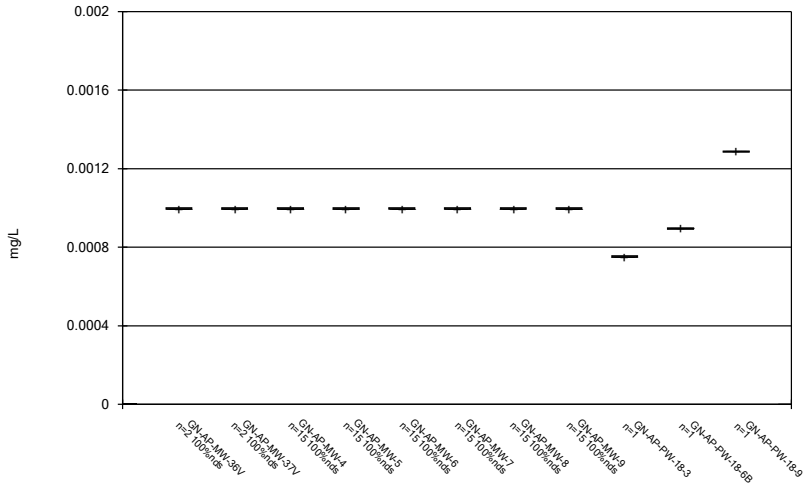

Constituent: Cadmium Analysis Run 10/20/2020 1:25 PM

Plant Gaston Client: Southern Company Data: Gaston Ash Pond

Box & Whiskers Plot

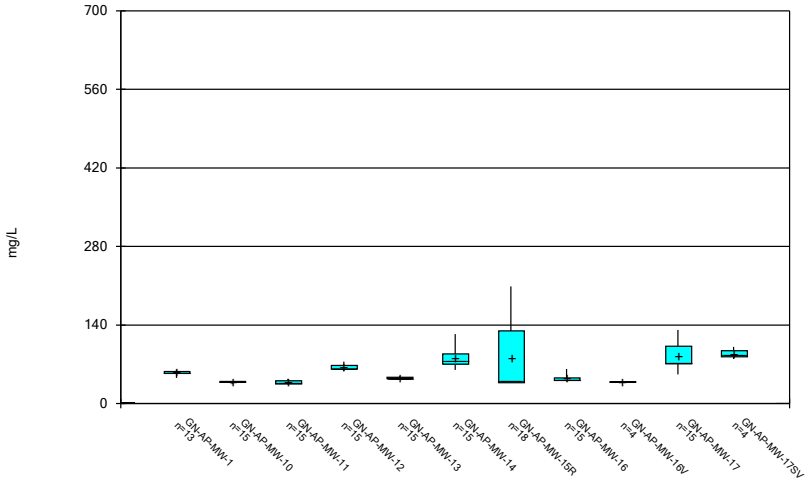

Constituent: Calcium Analysis Run 10/20/2020 1:26 PM

Plant Gaston Client: Southern Company Data: Gaston Ash Pond

Sanitas™ v.9.6.27 Groundwater Stats Consulting. UG

Box & Whiskers Plot

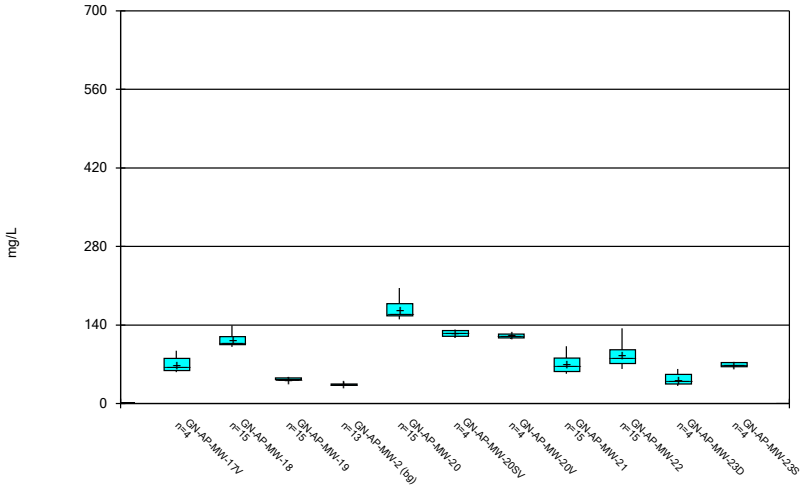

Constituent: Calcium Analysis Run 10/20/2020 1:26 PM

Plant Gaston Client: Southern Company Data: Gaston Ash Pond

Sanitas™ v.9.6.27 Groundwater Stats Consulting. UG

Box & Whiskers Plot

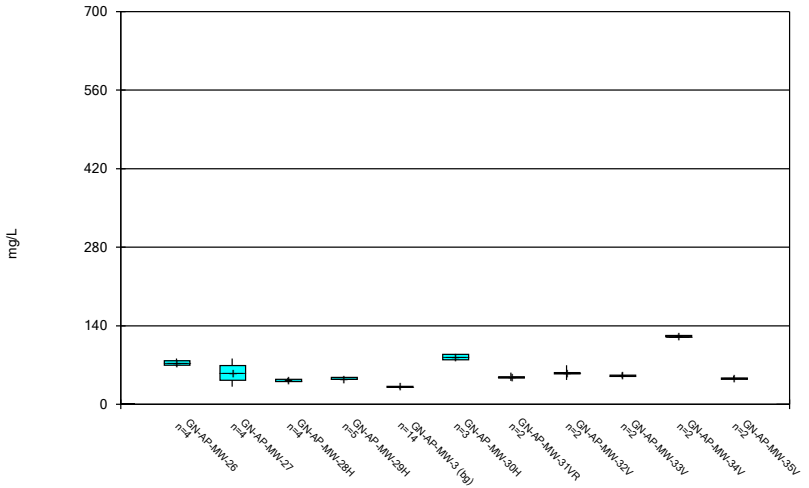

Constituent: Calcium Analysis Run 10/20/2020 1:26 PM

Plant Gaston Client: Southern Company Data: Gaston Ash Pond

Sanitas™ v.9.6.27 Groundwater Stats Consulting. UG

Box & Whiskers Plot

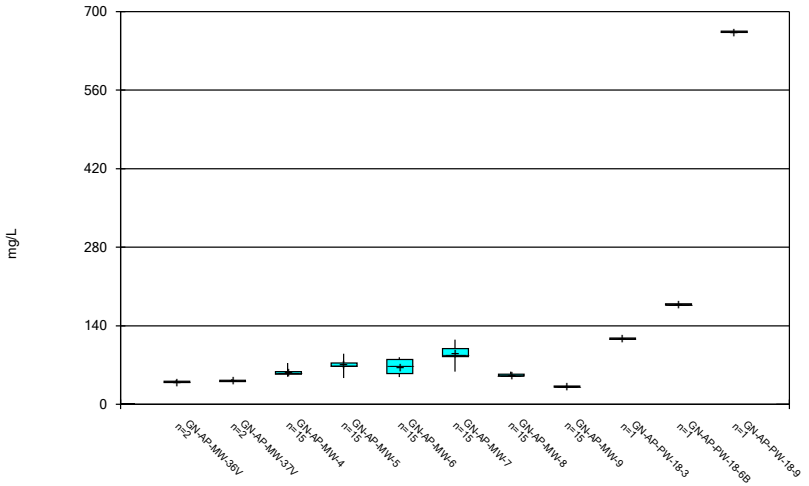

Constituent: Calcium Analysis Run 10/20/2020 1:26 PM

Plant Gaston Client: Southern Company Data: Gaston Ash Pond

Box & Whiskers Plot

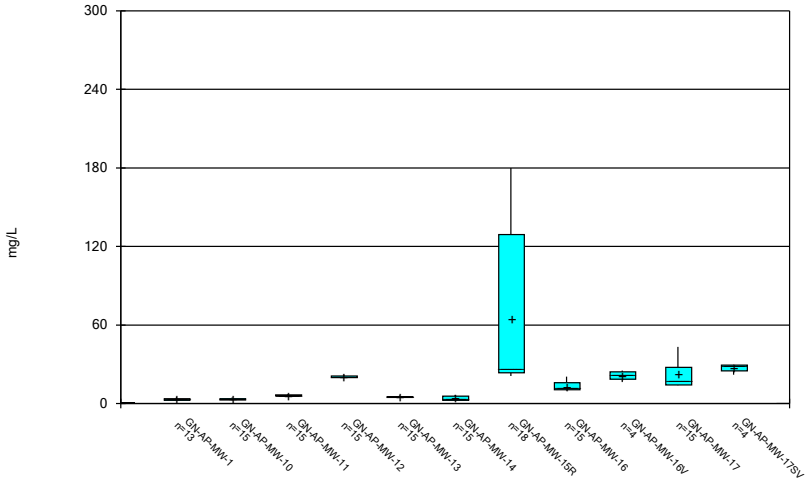

Constituent: Chloride Analysis Run 10/20/2020 1:26 PM

Plant Gaston Client: Southern Company Data: Gaston Ash Pond

Sanitas™ v.9.6.27 Groundwater Stats Consulting. UG

Box & Whiskers Plot

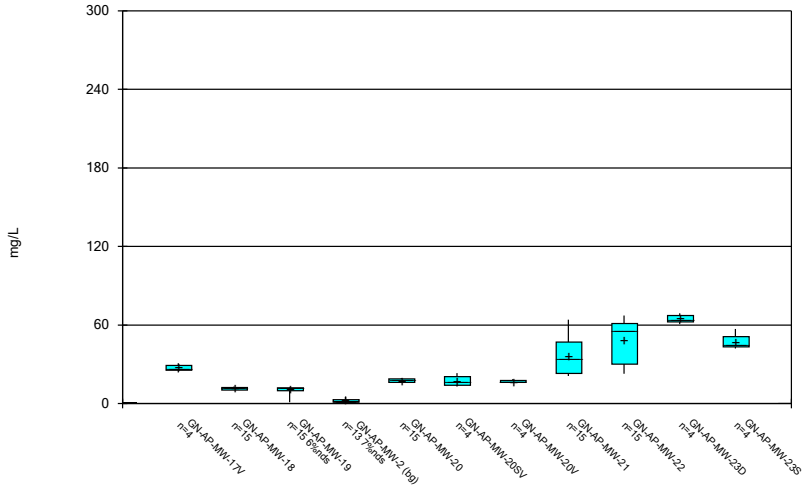

Constituent: Chloride Analysis Run 10/20/2020 1:26 PM

Plant Gaston Client: Southern Company Data: Gaston Ash Pond

Sanitas™ v.9.6.27 Groundwater Stats Consulting. UG

Box & Whiskers Plot

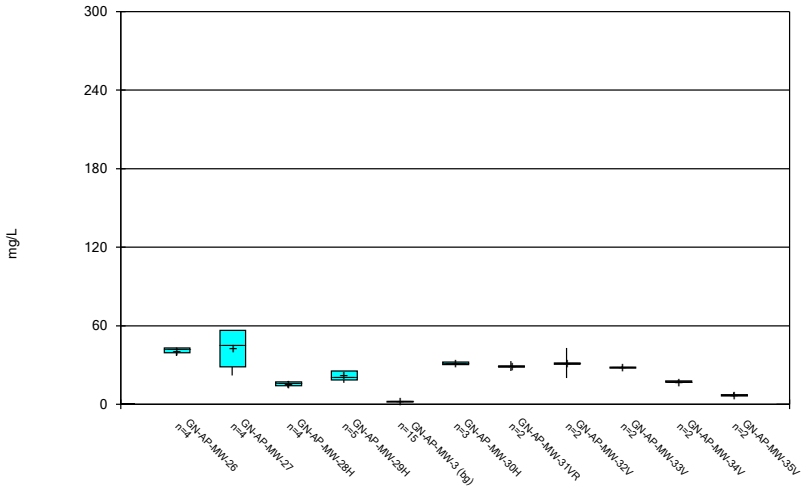

Constituent: Chloride Analysis Run 10/20/2020 1:26 PM

Plant Gaston Client: Southern Company Data: Gaston Ash Pond

Sanitas™ v.9.6.27 Groundwater Stats Consulting. UG

Box & Whiskers Plot

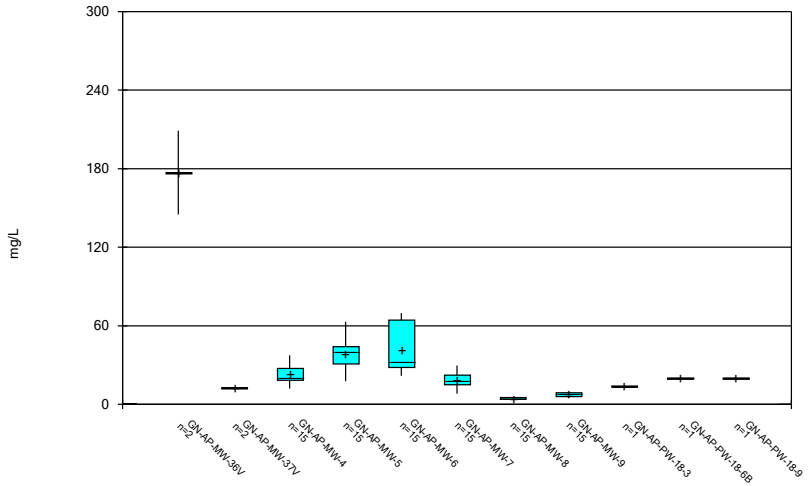

Constituent: Chloride Analysis Run 10/20/2020 1:26 PM

Plant Gaston Client: Southern Company Data: Gaston Ash Pond

Box & Whiskers Plot



Constituent: Chromium Analysis Run 10/20/2020 1:26 PM

Plant Gaston Client: Southern Company Data: Gaston Ash Pond

Sanitas™ v.9.6.27 Groundwater Stats Consulting. UG

Box & Whiskers Plot

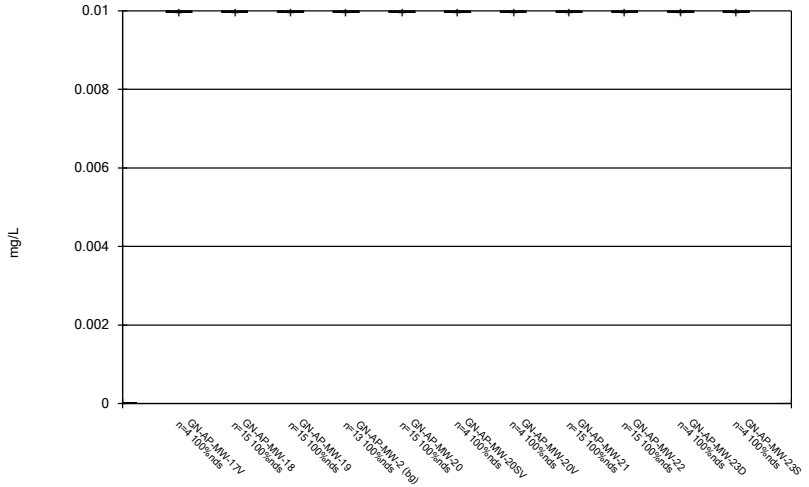

Constituent: Chromium Analysis Run 10/20/2020 1:26 PM

Plant Gaston Client: Southern Company Data: Gaston Ash Pond

Sanitas™ v.9.6.27 Groundwater Stats Consulting. UG

Box & Whiskers Plot

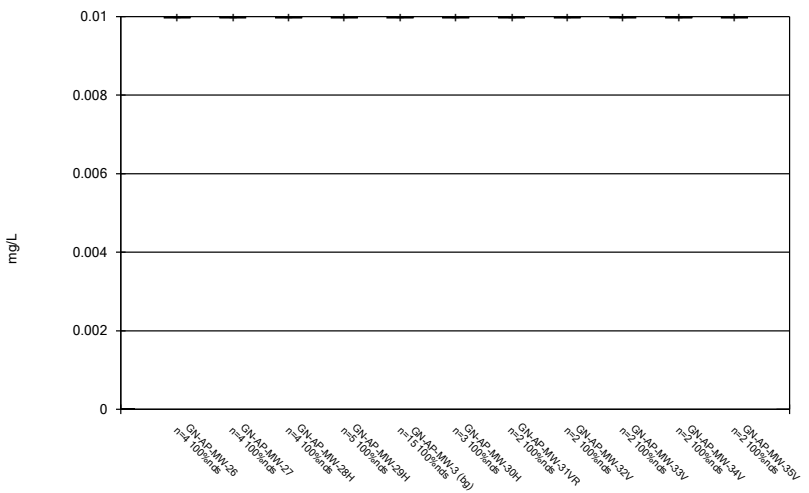

Constituent: Chromium Analysis Run 10/20/2020 1:26 PM

Plant Gaston Client: Southern Company Data: Gaston Ash Pond

Sanitas™ v.9.6.27 Groundwater Stats Consulting. UG

Box & Whiskers Plot

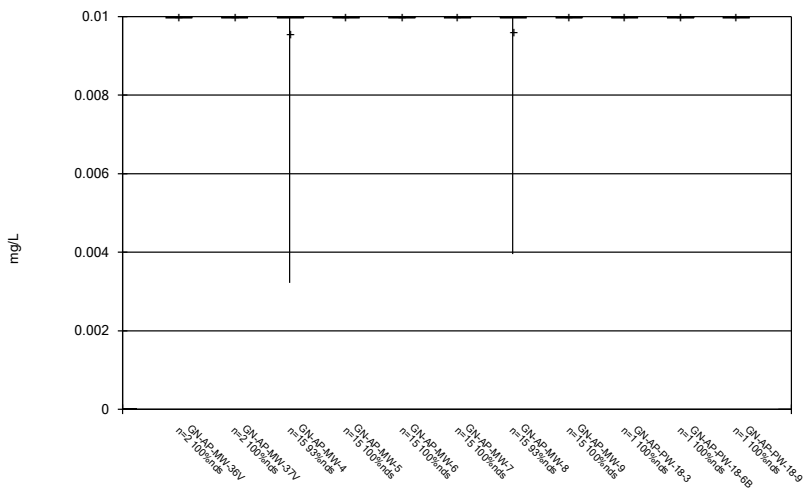

Constituent: Chromium Analysis Run 10/20/2020 1:26 PM

Plant Gaston Client: Southern Company Data: Gaston Ash Pond

Box & Whiskers Plot

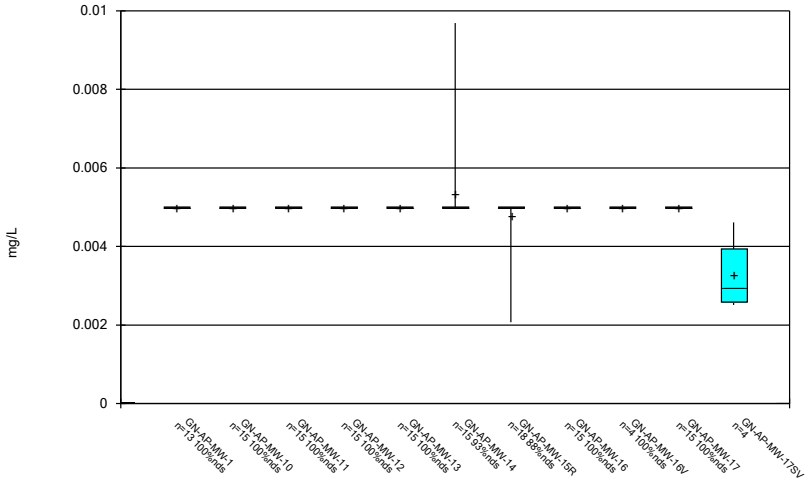

Constituent: Cobalt Analysis Run 10/20/2020 1:26 PM

Plant Gaston Client: Southern Company Data: Gaston Ash Pond

Sanitas™ v.9.6.27 Groundwater Stats Consulting. UG

Box & Whiskers Plot

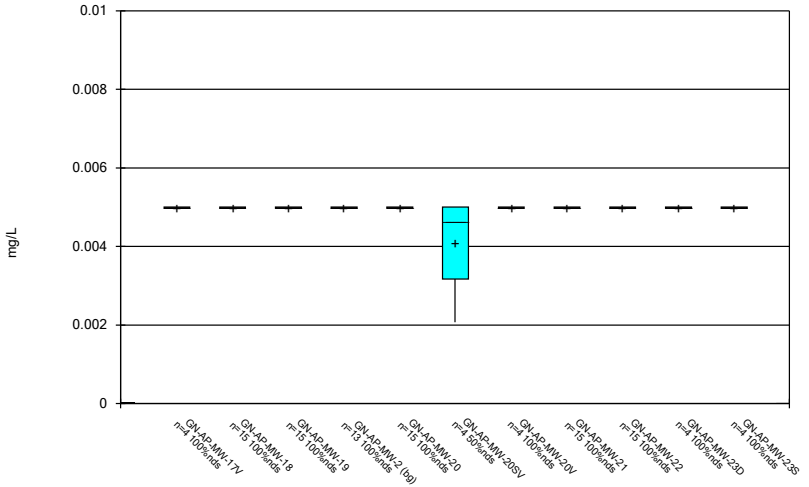

Constituent: Cobalt Analysis Run 10/20/2020 1:26 PM

Plant Gaston Client: Southern Company Data: Gaston Ash Pond

Sanitas™ v.9.6.27 Groundwater Stats Consulting. UG

Box & Whiskers Plot

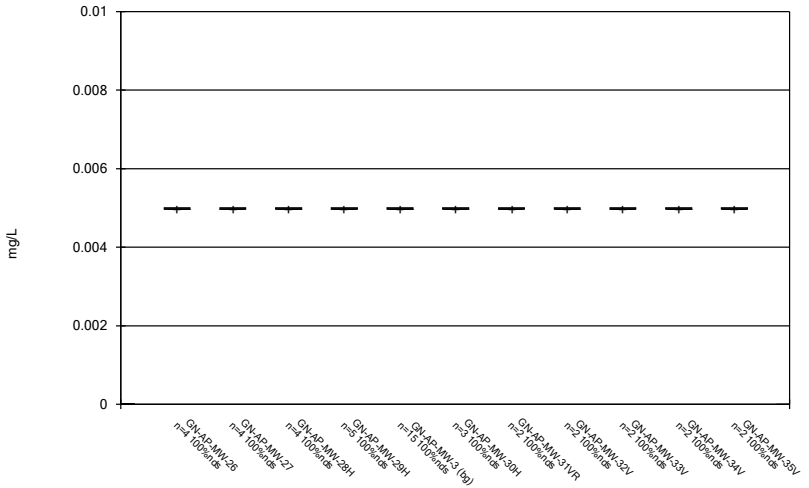

Constituent: Cobalt Analysis Run 10/20/2020 1:26 PM

Plant Gaston Client: Southern Company Data: Gaston Ash Pond

Sanitas™ v.9.6.27 Groundwater Stats Consulting. UG

Box & Whiskers Plot

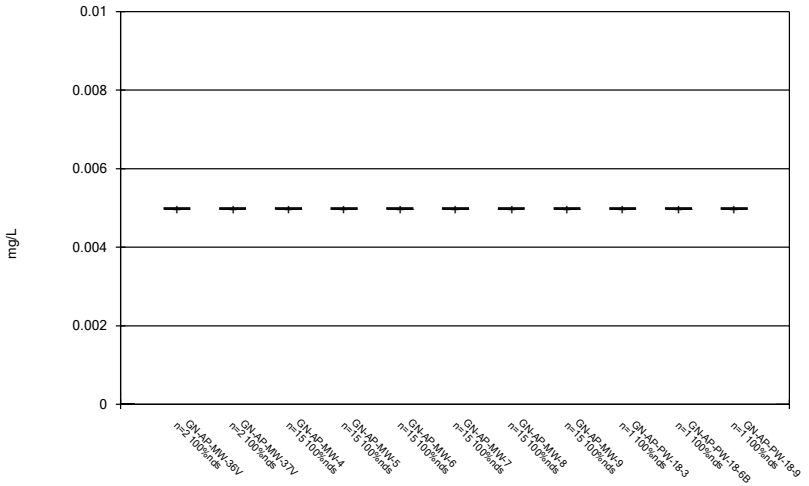

Constituent: Cobalt Analysis Run 10/20/2020 1:26 PM

Plant Gaston Client: Southern Company Data: Gaston Ash Pond

Box & Whiskers Plot

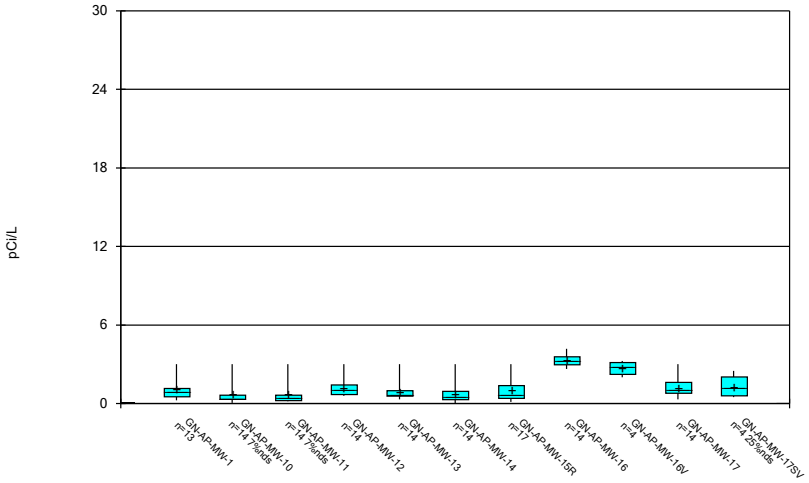

Constituent: Combined Radium 226 + 228 Analysis Run 10/20/2020 1:26 PM

Plant Gaston Client: Southern Company Data: Gaston Ash Pond

Sanitas™ v.9.6.27 Groundwater Stats Consulting. UG

Box & Whiskers Plot

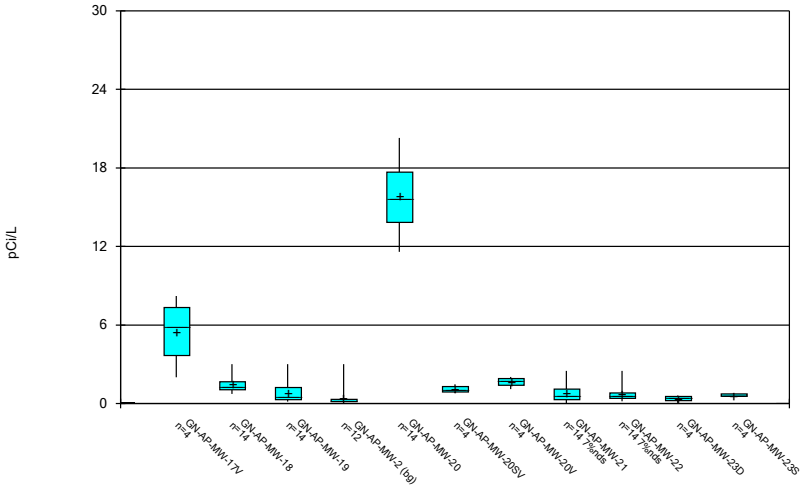

Constituent: Combined Radium 226 + 228 Analysis Run 10/20/2020 1:26 PM

Plant Gaston Client: Southern Company Data: Gaston Ash Pond

Sanitas™ v.9.6.27 Groundwater Stats Consulting. UG

Box & Whiskers Plot

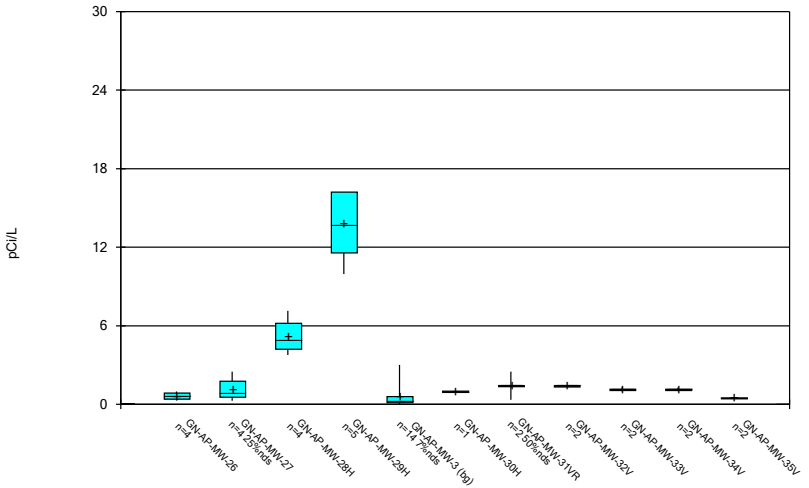

Constituent: Combined Radium 226 + 228 Analysis Run 10/20/2020 1:26 PM

Plant Gaston Client: Southern Company Data: Gaston Ash Pond

Sanitas™ v.9.6.27 Groundwater Stats Consulting. UG

Box & Whiskers Plot

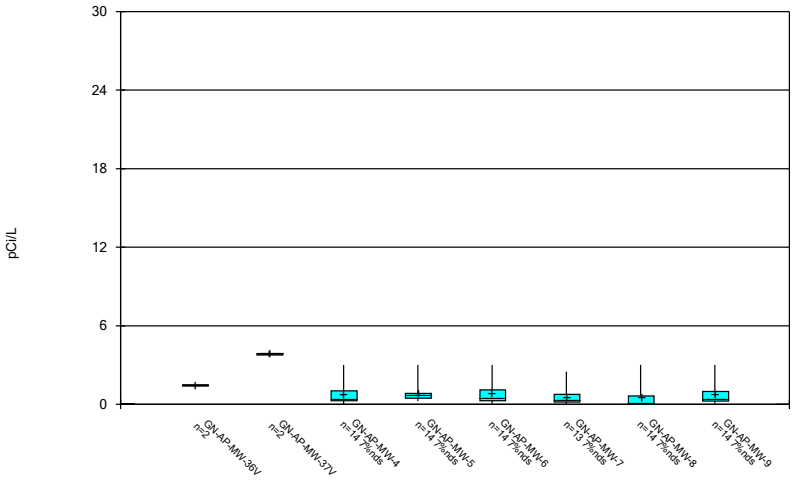

Constituent: Combined Radium 226 + 228 Analysis Run 10/20/2020 1:26 PM

Plant Gaston Client: Southern Company Data: Gaston Ash Pond

Box & Whiskers Plot

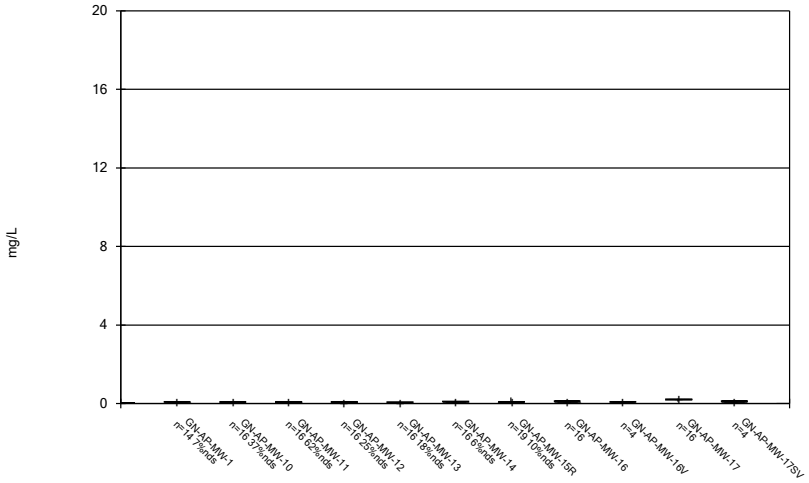

Constituent: Fluoride Analysis Run 10/20/2020 1:26 PM

Plant Gaston Client: Southern Company Data: Gaston Ash Pond

Sanitas™ v.9.6.27 Groundwater Stats Consulting. UG

Box & Whiskers Plot

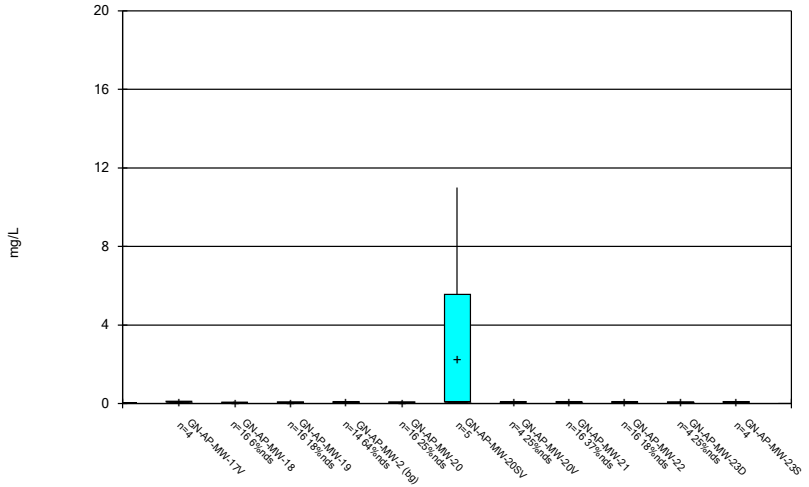

Constituent: Fluoride Analysis Run 10/20/2020 1:26 PM

Plant Gaston Client: Southern Company Data: Gaston Ash Pond

Sanitas™ v.9.6.27 Groundwater Stats Consulting. UG

Box & Whiskers Plot

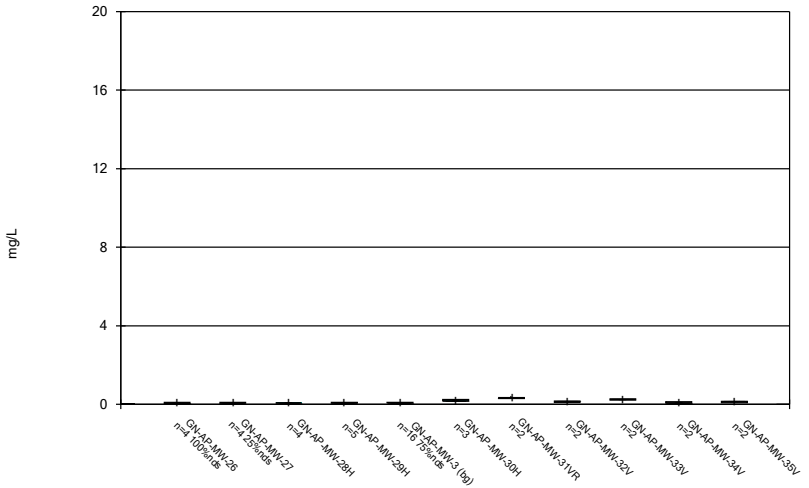

Constituent: Fluoride Analysis Run 10/20/2020 1:26 PM

Plant Gaston Client: Southern Company Data: Gaston Ash Pond

Sanitas™ v.9.6.27 Groundwater Stats Consulting. UG

Box & Whiskers Plot

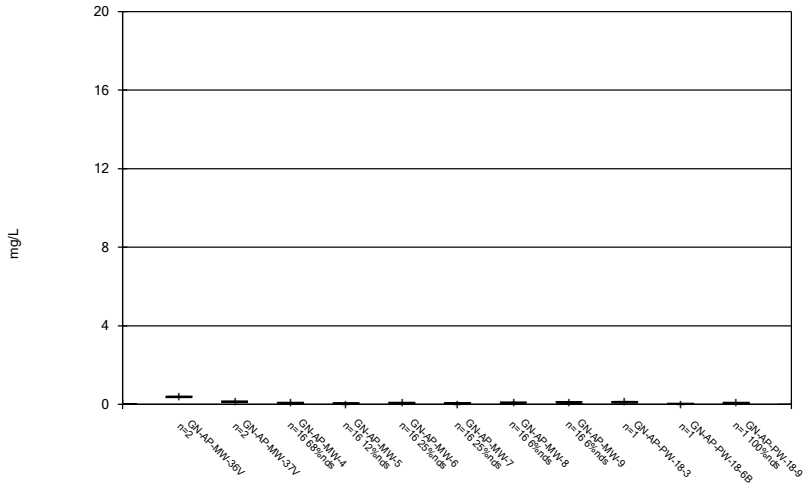

Constituent: Fluoride Analysis Run 10/20/2020 1:26 PM

Plant Gaston Client: Southern Company Data: Gaston Ash Pond

Box & Whiskers Plot

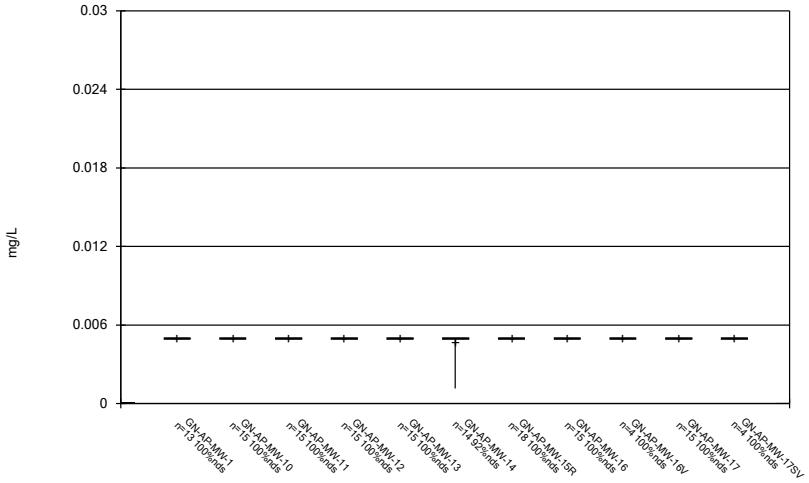

Constituent: Lead Analysis Run 10/20/2020 1:26 PM

Plant Gaston Client: Southern Company Data: Gaston Ash Pond

Sanitas™ v.9.6.27 Groundwater Stats Consulting. UG

Box & Whiskers Plot

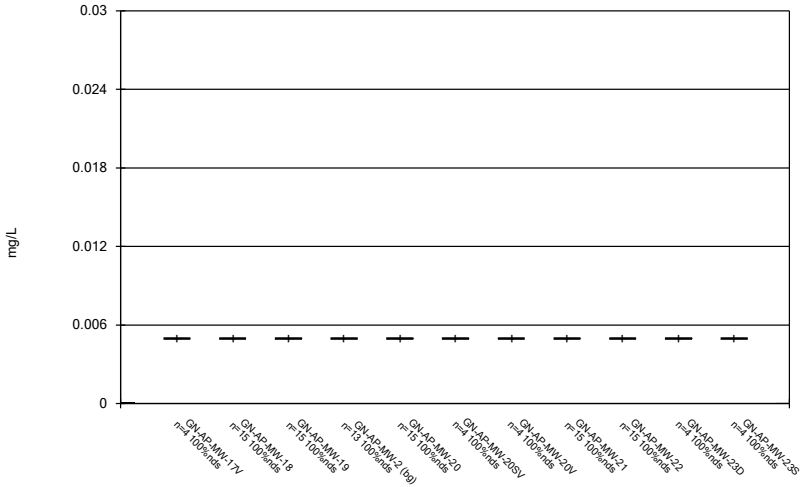

Constituent: Lead Analysis Run 10/20/2020 1:26 PM

Plant Gaston Client: Southern Company Data: Gaston Ash Pond

Sanitas™ v.9.6.27 Groundwater Stats Consulting. UG

Box & Whiskers Plot

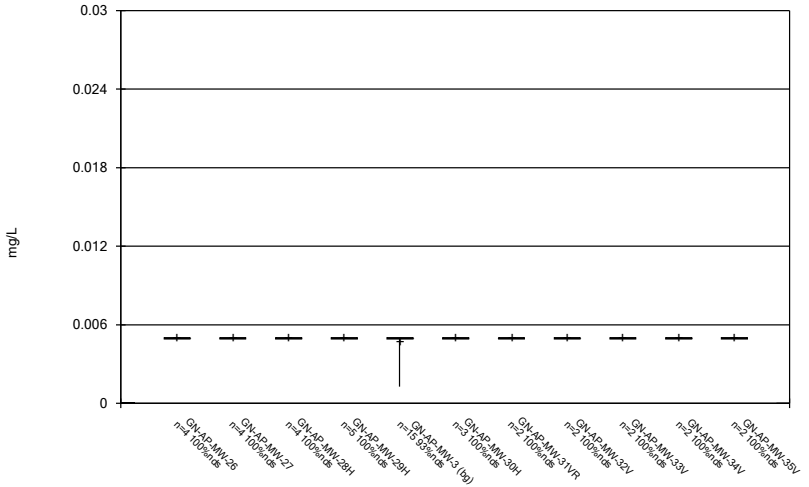

Constituent: Lead Analysis Run 10/20/2020 1:26 PM

Plant Gaston Client: Southern Company Data: Gaston Ash Pond

Sanitas™ v.9.6.27 Groundwater Stats Consulting. UG

Box & Whiskers Plot

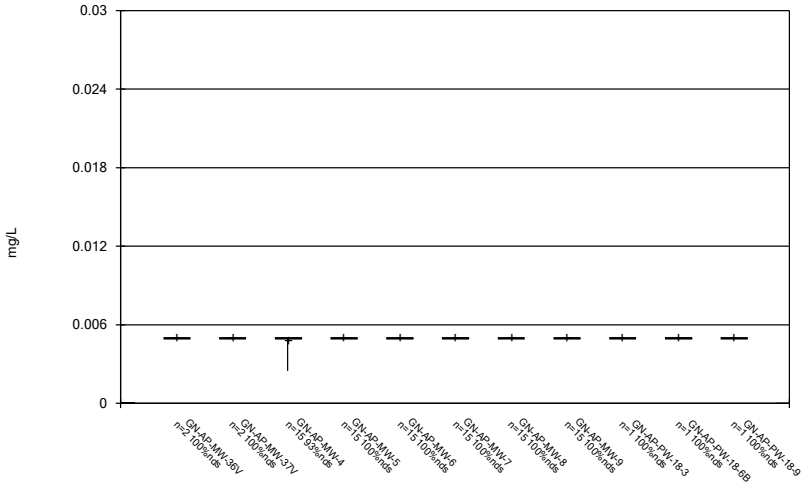

Constituent: Lead Analysis Run 10/20/2020 1:26 PM

Plant Gaston Client: Southern Company Data: Gaston Ash Pond

Box & Whiskers Plot

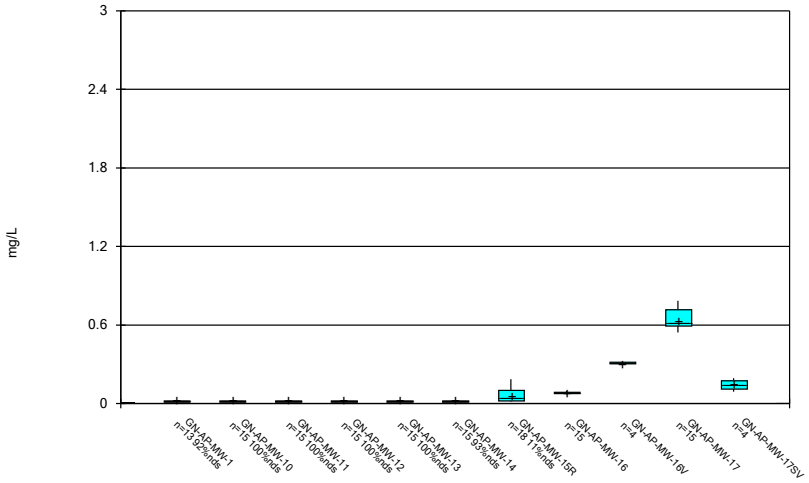

Constituent: Lithium Analysis Run 10/20/2020 1:26 PM

Plant Gaston Client: Southern Company Data: Gaston Ash Pond

Sanitas™ v.9.6.27 Groundwater Stats Consulting. UG

Box & Whiskers Plot

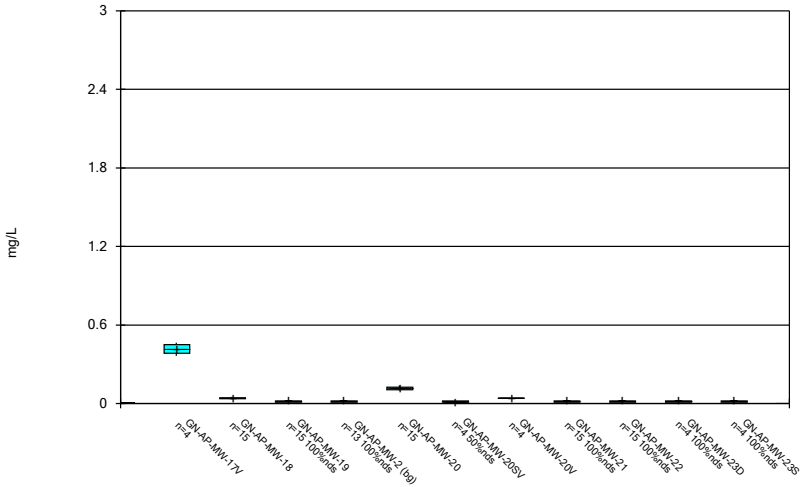

Constituent: Lithium Analysis Run 10/20/2020 1:26 PM

Plant Gaston Client: Southern Company Data: Gaston Ash Pond

Sanitas™ v.9.6.27 Groundwater Stats Consulting. UG

Box & Whiskers Plot

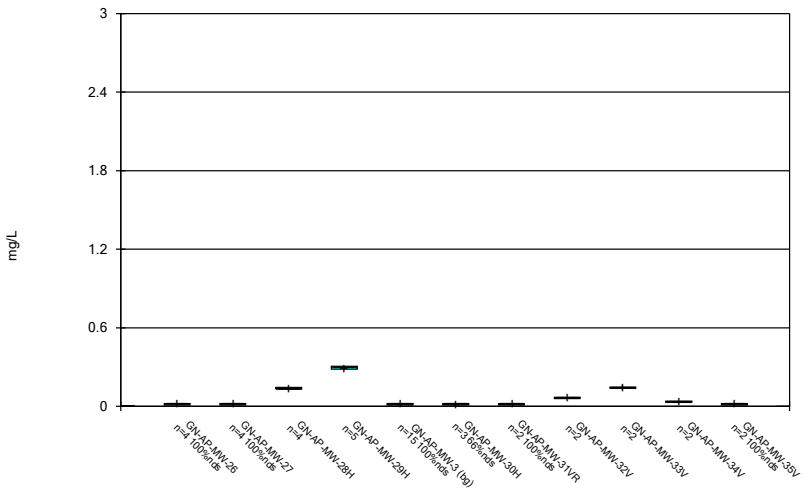

Constituent: Lithium Analysis Run 10/20/2020 1:26 PM

Plant Gaston Client: Southern Company Data: Gaston Ash Pond

Sanitas™ v.9.6.27 Groundwater Stats Consulting. UG

Box & Whiskers Plot

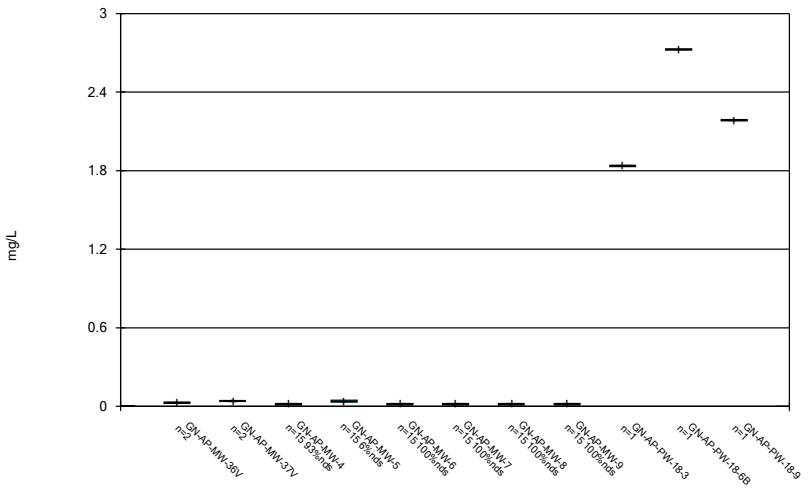

Constituent: Lithium Analysis Run 10/20/2020 1:26 PM

Plant Gaston Client: Southern Company Data: Gaston Ash Pond

Box & Whiskers Plot

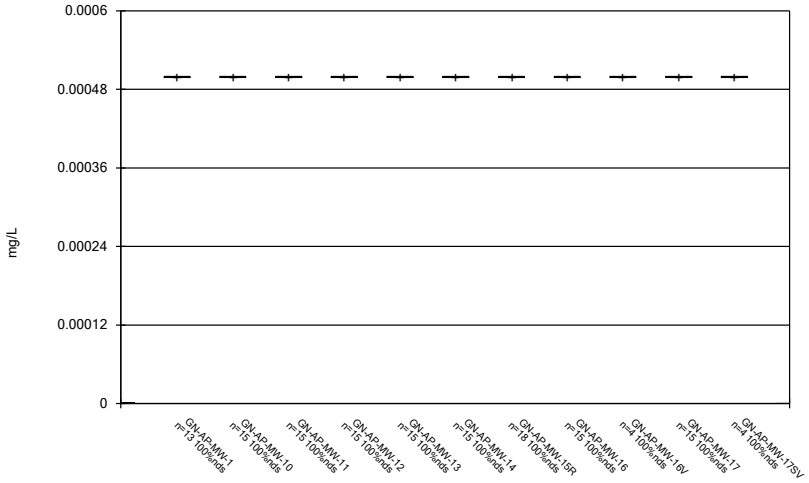

Constituent: Mercury Analysis Run 10/20/2020 1:26 PM

Plant Gaston Client: Southern Company Data: Gaston Ash Pond

Sanitas™ v.9.6.27 Groundwater Stats Consulting. UG

Box & Whiskers Plot

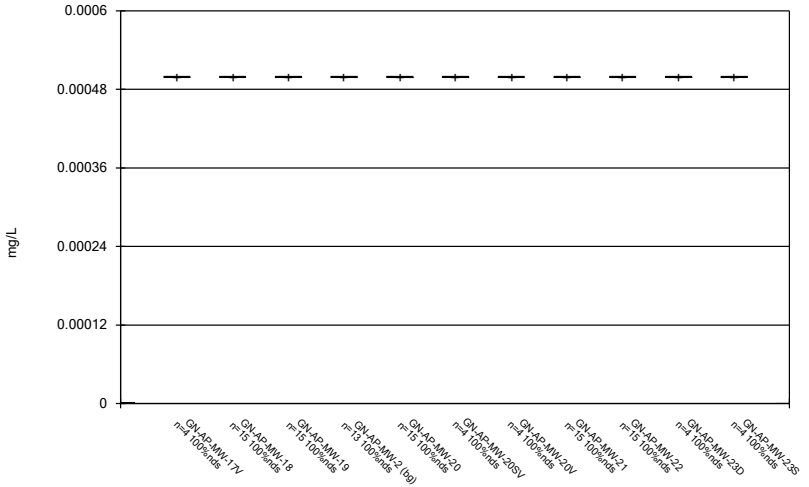

Constituent: Mercury Analysis Run 10/20/2020 1:26 PM

Plant Gaston Client: Southern Company Data: Gaston Ash Pond

Sanitas™ v.9.6.27 Groundwater Stats Consulting. UG

Box & Whiskers Plot

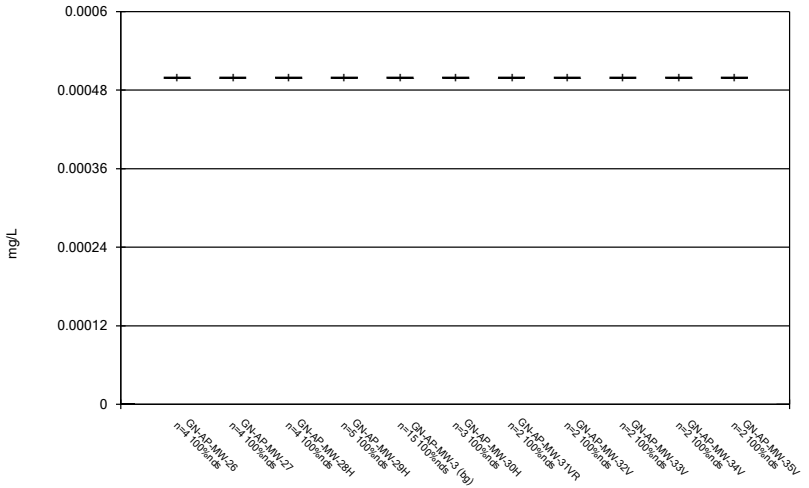

Constituent: Mercury Analysis Run 10/20/2020 1:26 PM

Plant Gaston Client: Southern Company Data: Gaston Ash Pond

Sanitas™ v.9.6.27 Groundwater Stats Consulting. UG

Box & Whiskers Plot

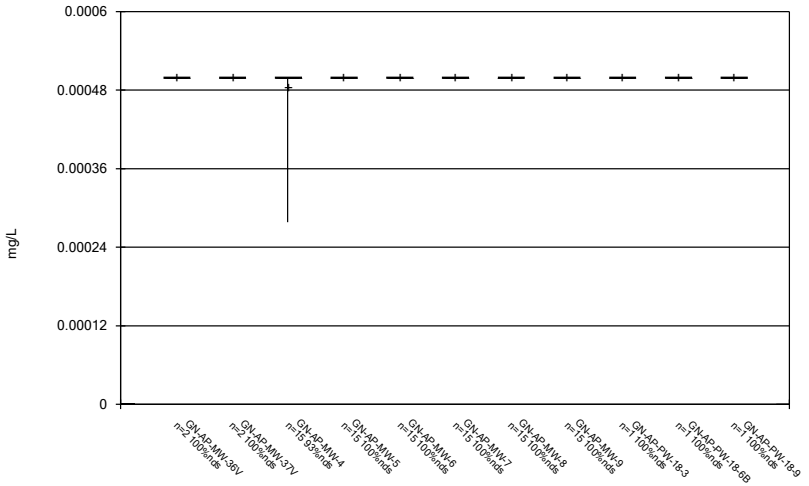

Constituent: Mercury Analysis Run 10/20/2020 1:26 PM

Plant Gaston Client: Southern Company Data: Gaston Ash Pond

Box & Whiskers Plot

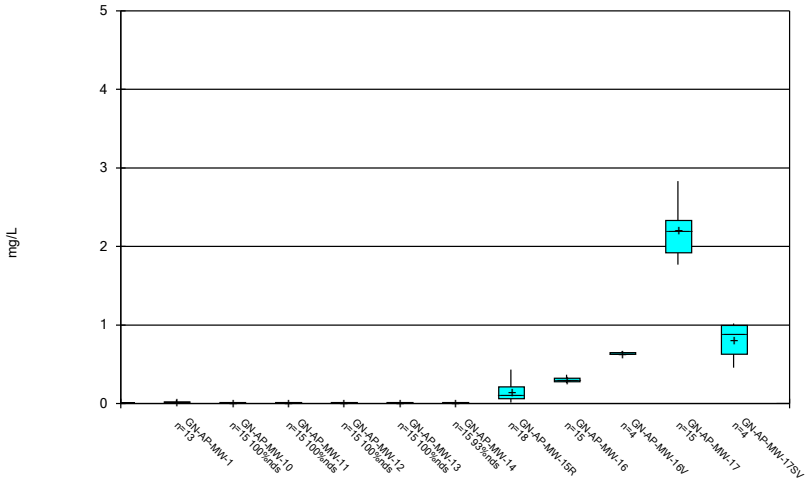

Constituent: Molybdenum Analysis Run 10/20/2020 1:26 PM
Plant Gaston Client: Southern Company Data: Gaston Ash Pond

Sanitas™ v.9.6.27 Groundwater Stats Consulting. UG

Box & Whiskers Plot

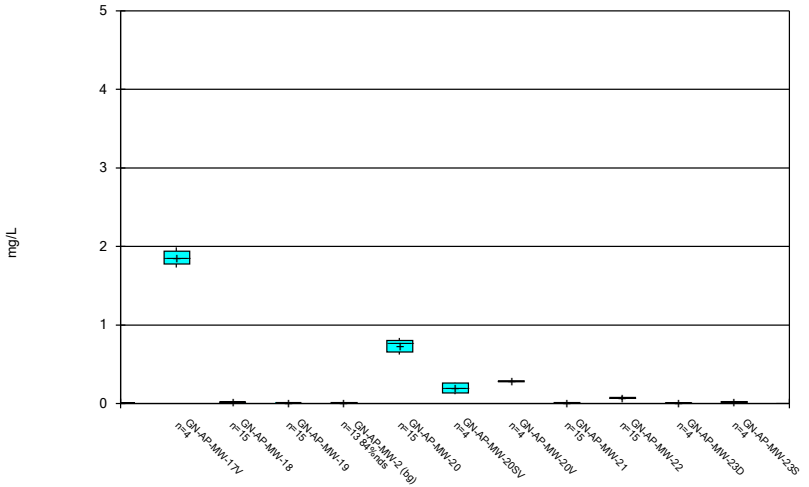

Constituent: Molybdenum Analysis Run 10/20/2020 1:26 PM
Plant Gaston Client: Southern Company Data: Gaston Ash Pond

Sanitas™ v.9.6.27 Groundwater Stats Consulting. UG

Box & Whiskers Plot

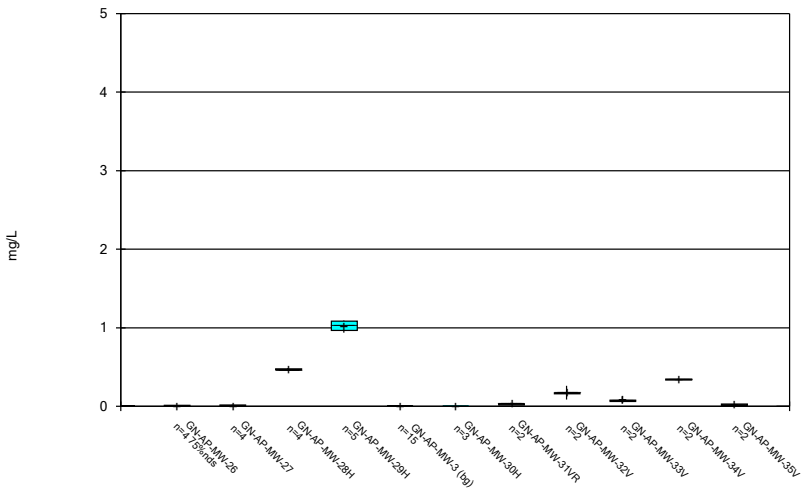

Constituent: Molybdenum Analysis Run 10/20/2020 1:26 PM
Plant Gaston Client: Southern Company Data: Gaston Ash Pond

Sanitas™ v.9.6.27 Groundwater Stats Consulting. UG

Box & Whiskers Plot

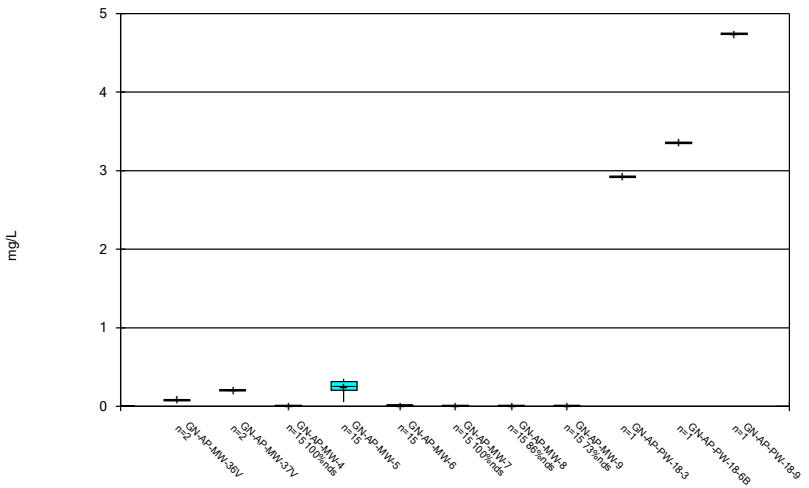

Constituent: Molybdenum Analysis Run 10/20/2020 1:26 PM
Plant Gaston Client: Southern Company Data: Gaston Ash Pond

Box & Whiskers Plot

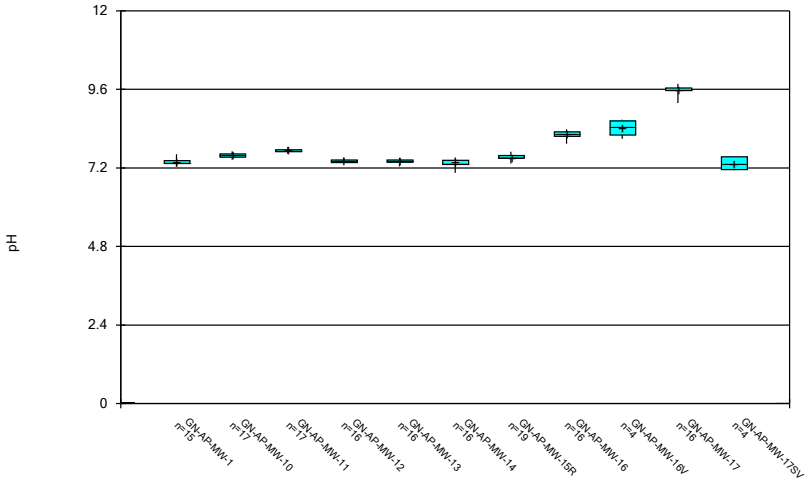

Constituent: pH Analysis Run 10/20/2020 1:26 PM

Plant Gaston Client: Southern Company Data: Gaston Ash Pond

Sanitas™ v.9.6.27 Groundwater Stats Consulting. UG

Box & Whiskers Plot

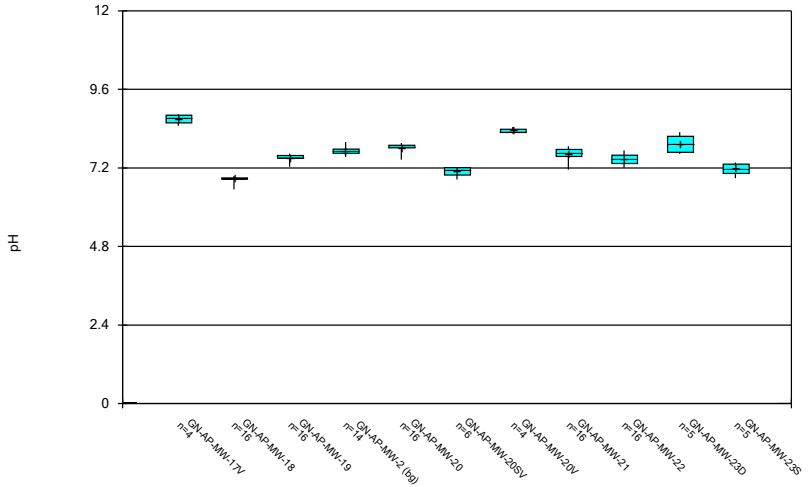

Constituent: pH Analysis Run 10/20/2020 1:26 PM

Plant Gaston Client: Southern Company Data: Gaston Ash Pond

Sanitas™ v.9.6.27 Groundwater Stats Consulting. UG

Box & Whiskers Plot

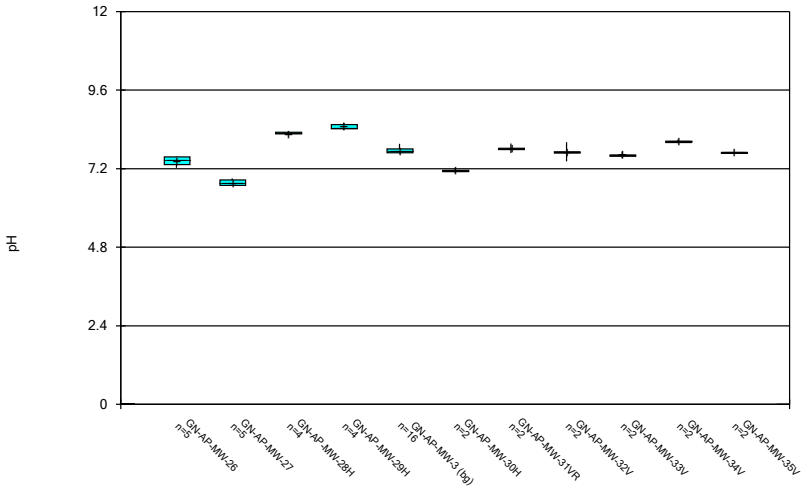

Constituent: pH Analysis Run 10/20/2020 1:26 PM

Plant Gaston Client: Southern Company Data: Gaston Ash Pond

Sanitas™ v.9.6.27 Groundwater Stats Consulting. UG

Box & Whiskers Plot

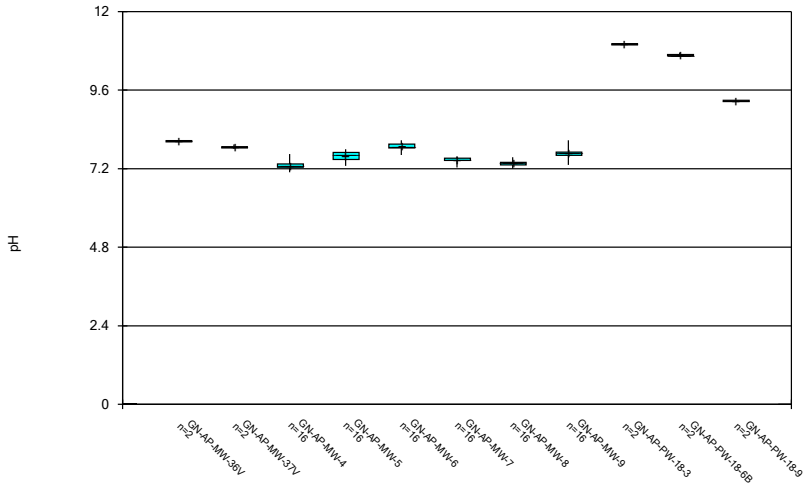

Constituent: pH Analysis Run 10/20/2020 1:26 PM

Plant Gaston Client: Southern Company Data: Gaston Ash Pond

Box & Whiskers Plot

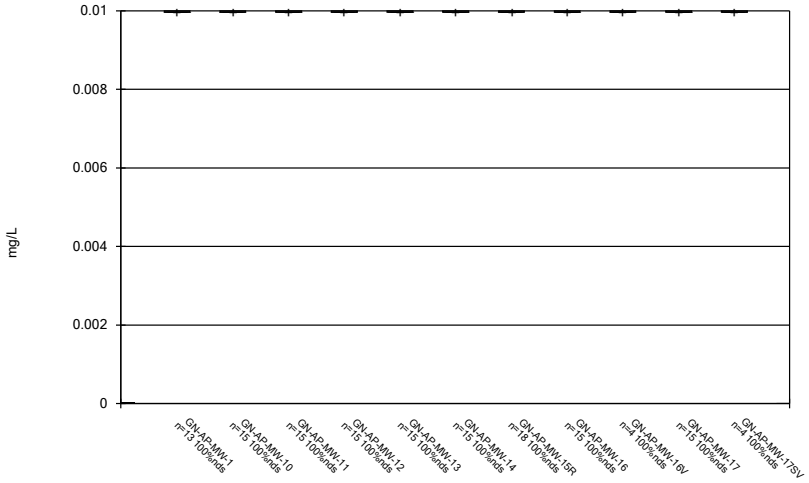

Constituent: Selenium Analysis Run 10/20/2020 1:26 PM

Plant Gaston Client: Southern Company Data: Gaston Ash Pond

Sanitas™ v.9.6.27 Groundwater Stats Consulting. UG

Box & Whiskers Plot

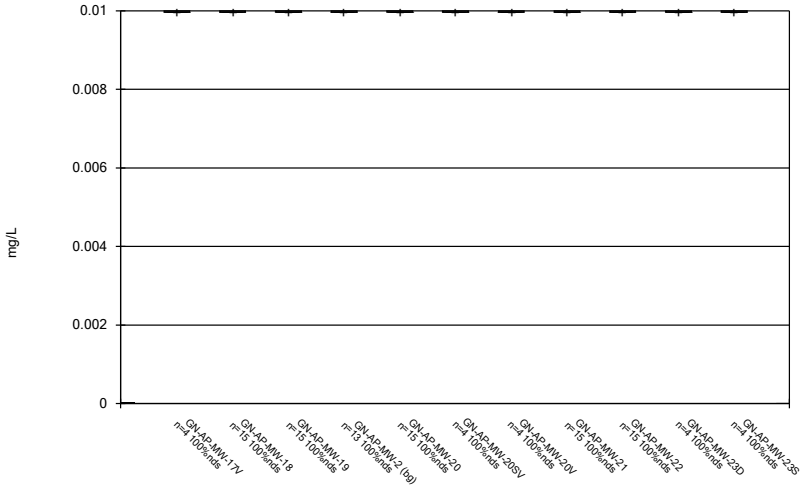

Constituent: Selenium Analysis Run 10/20/2020 1:26 PM

Plant Gaston Client: Southern Company Data: Gaston Ash Pond

Sanitas™ v.9.6.27 Groundwater Stats Consulting. UG

Box & Whiskers Plot

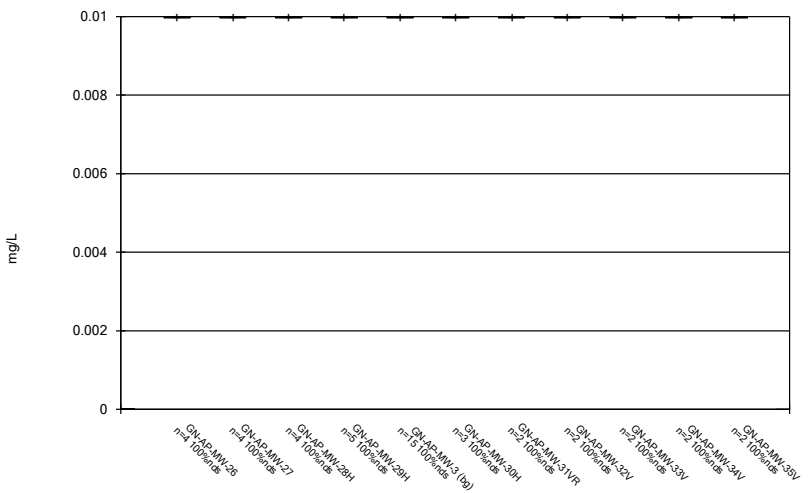

Constituent: Selenium Analysis Run 10/20/2020 1:26 PM

Plant Gaston Client: Southern Company Data: Gaston Ash Pond

Sanitas™ v.9.6.27 Groundwater Stats Consulting. UG

Box & Whiskers Plot

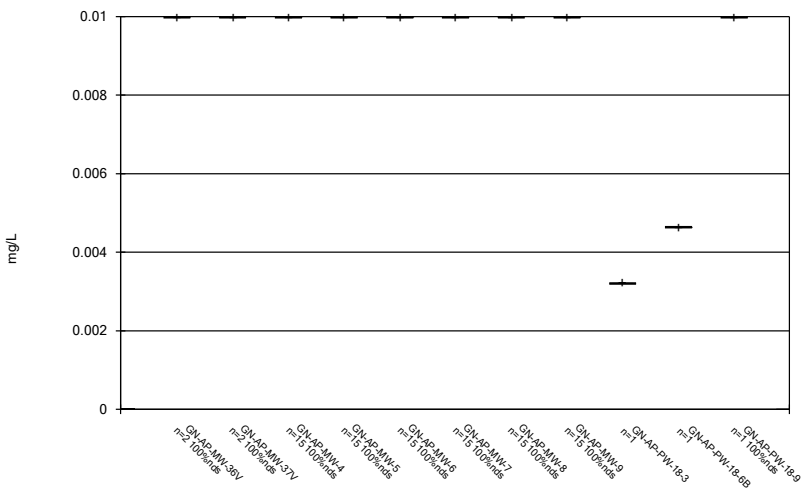

Constituent: Selenium Analysis Run 10/20/2020 1:26 PM

Plant Gaston Client: Southern Company Data: Gaston Ash Pond

Box & Whiskers Plot

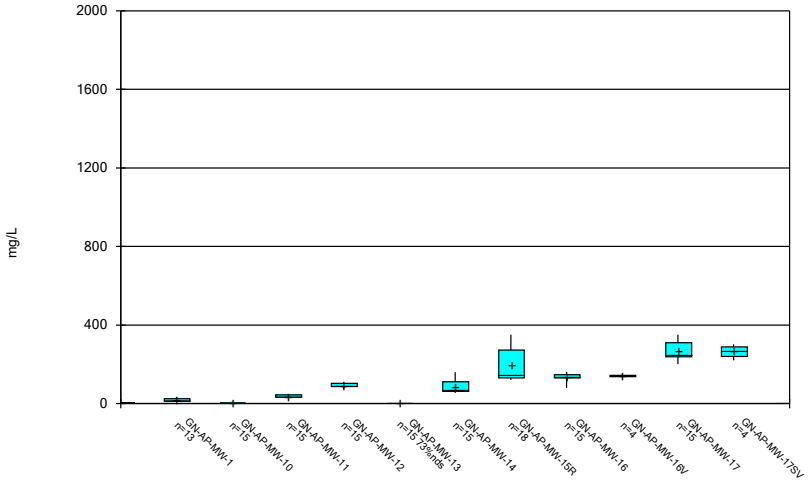

Constituent: Sulfate Analysis Run 10/20/2020 1:26 PM

Plant Gaston Client: Southern Company Data: Gaston Ash Pond

Sanitas™ v.9.6.27 Groundwater Stats Consulting. UG

Box & Whiskers Plot

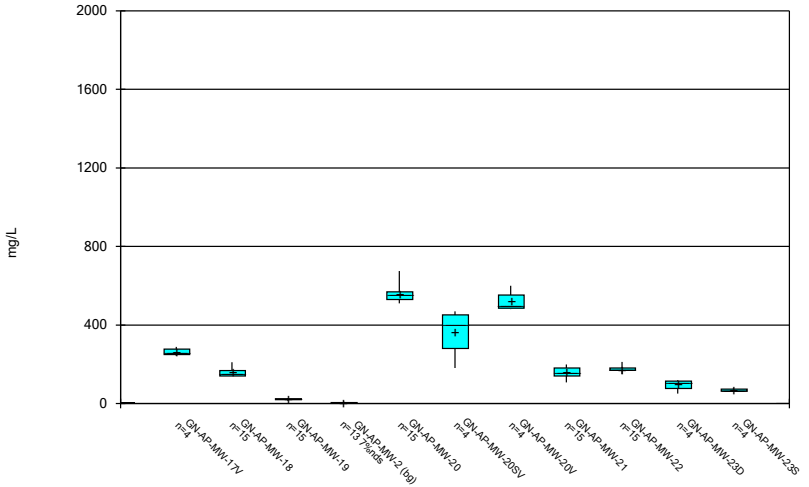

Constituent: Sulfate Analysis Run 10/20/2020 1:26 PM

Plant Gaston Client: Southern Company Data: Gaston Ash Pond

Sanitas™ v.9.6.27 Groundwater Stats Consulting. UG

Box & Whiskers Plot

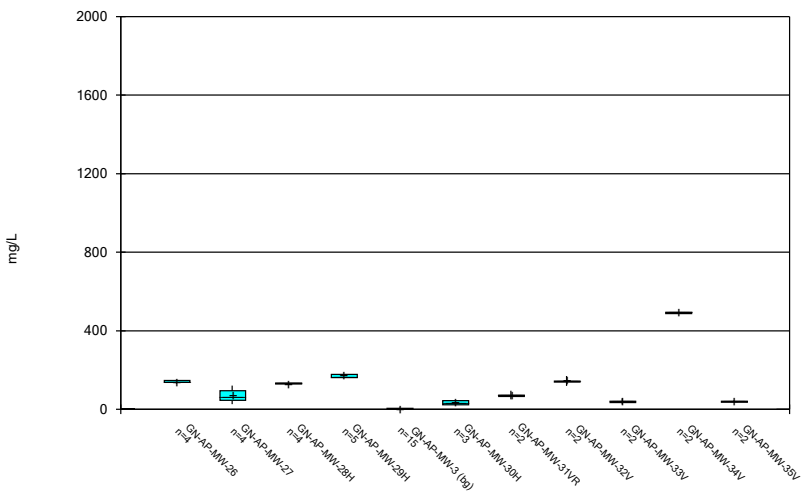

Constituent: Sulfate Analysis Run 10/20/2020 1:26 PM

Plant Gaston Client: Southern Company Data: Gaston Ash Pond

Sanitas™ v.9.6.27 Groundwater Stats Consulting. UG

Box & Whiskers Plot

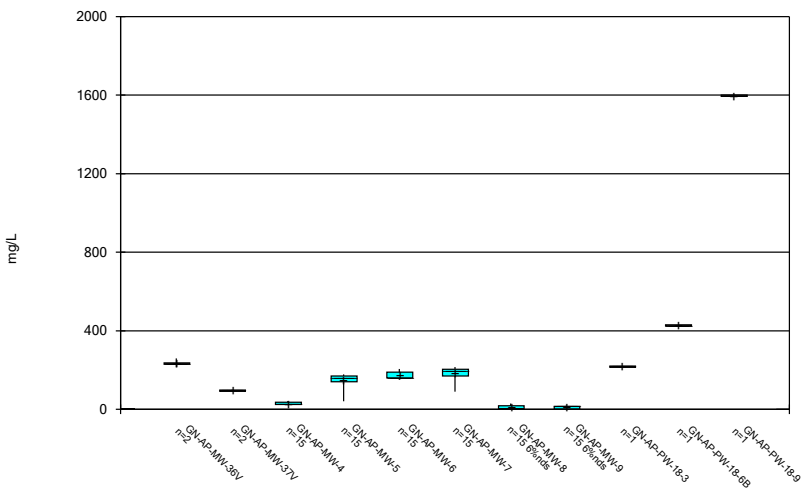

Constituent: Sulfate Analysis Run 10/20/2020 1:26 PM

Plant Gaston Client: Southern Company Data: Gaston Ash Pond

Box & Whiskers Plot

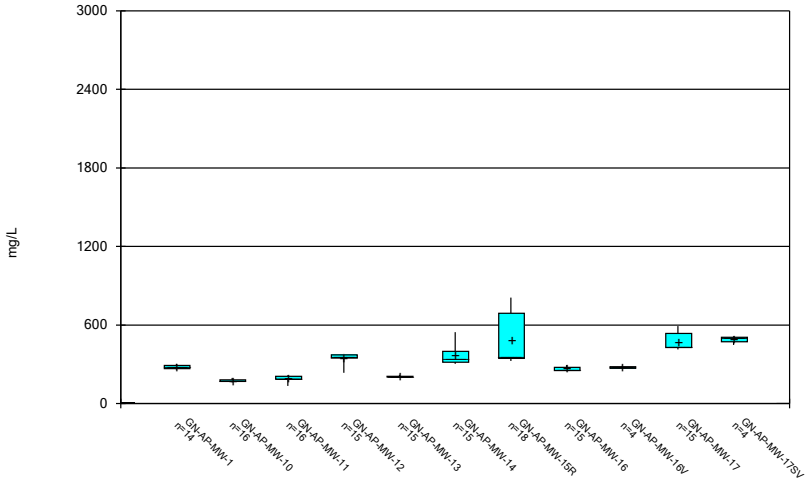

Constituent: TDS Analysis Run 10/20/2020 1:26 PM

Plant Gaston Client: Southern Company Data: Gaston Ash Pond

Sanitas™ v.9.6.27 Groundwater Stats Consulting. UG

Box & Whiskers Plot

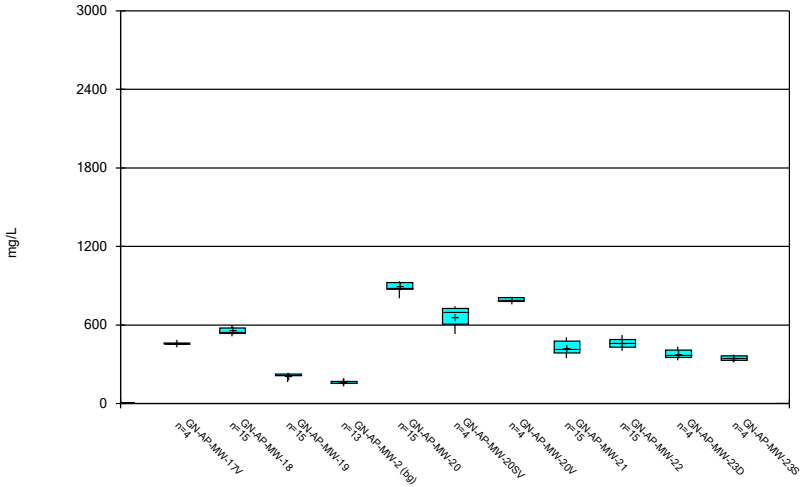

Constituent: TDS Analysis Run 10/20/2020 1:26 PM

Plant Gaston Client: Southern Company Data: Gaston Ash Pond

Sanitas™ v.9.6.27 Groundwater Stats Consulting. UG

Box & Whiskers Plot

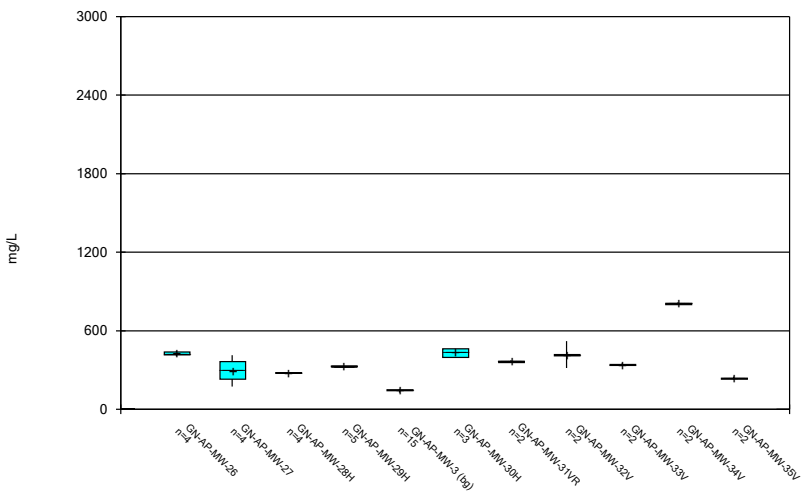

Constituent: TDS Analysis Run 10/20/2020 1:26 PM

Plant Gaston Client: Southern Company Data: Gaston Ash Pond

Sanitas™ v.9.6.27 Groundwater Stats Consulting. UG

Box & Whiskers Plot

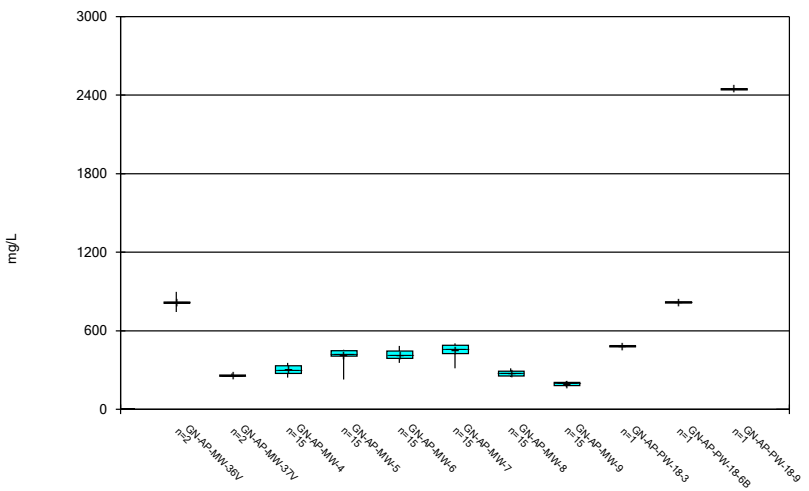

Constituent: TDS Analysis Run 10/20/2020 1:26 PM

Plant Gaston Client: Southern Company Data: Gaston Ash Pond

Box & Whiskers Plot

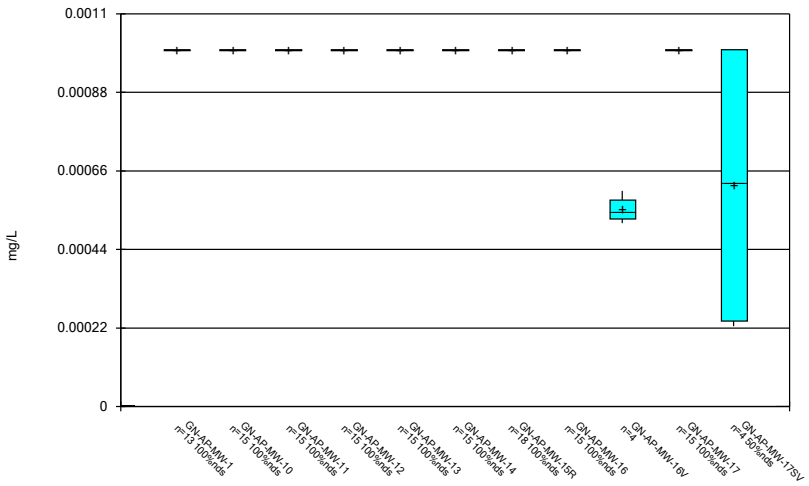

Constituent: Thallium Analysis Run 10/20/2020 1:26 PM

Plant Gaston Client: Southern Company Data: Gaston Ash Pond

Sanitas™ v.9.6.27 Groundwater Stats Consulting. UG

Box & Whiskers Plot

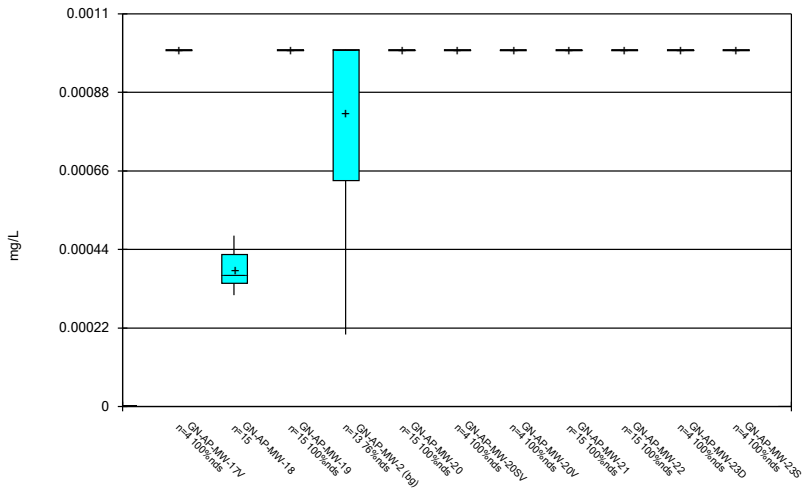

Constituent: Thallium Analysis Run 10/20/2020 1:26 PM

Plant Gaston Client: Southern Company Data: Gaston Ash Pond

Sanitas™ v.9.6.27 Groundwater Stats Consulting. UG

Box & Whiskers Plot

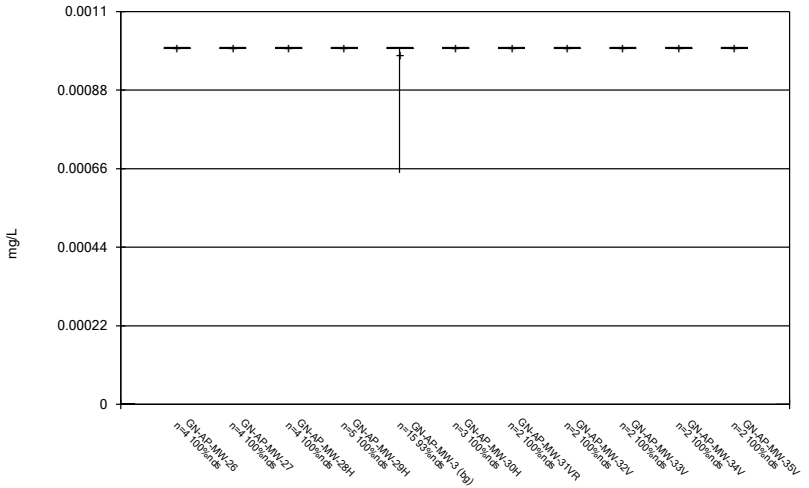

Constituent: Thallium Analysis Run 10/20/2020 1:26 PM

Plant Gaston Client: Southern Company Data: Gaston Ash Pond

Sanitas™ v.9.6.27 Groundwater Stats Consulting. UG

Box & Whiskers Plot

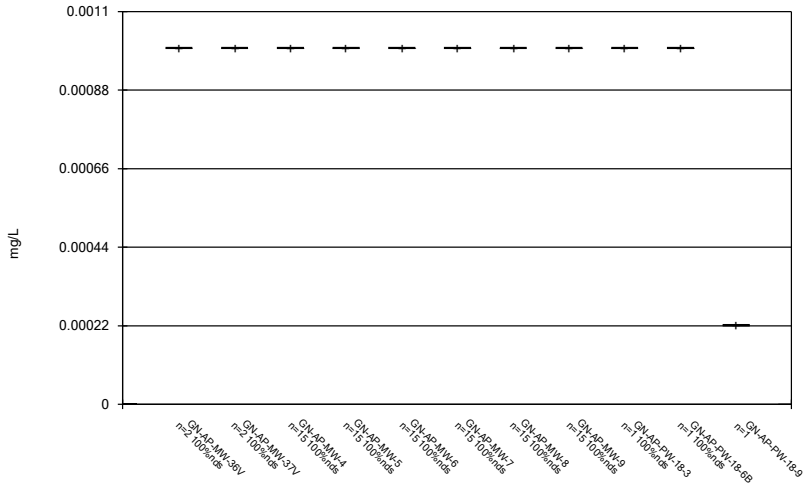

Constituent: Thallium Analysis Run 10/20/2020 1:26 PM

Plant Gaston Client: Southern Company Data: Gaston Ash Pond

FIGURE C.

Outlier Summary

Plant Gaston Client: Southern Company Data: Gaston Ash Pond Printed 10/20/2020, 1:30 PM

	GN-AP-MW-3 Calcium (mg/L)	GN-AP-MW-14 Lead (mg/L)
3/28/2016		0.0202 (o)
3/1/2017	<0.5 (o)	

FIGURE D.

Interwell Prediction Limits - Significant Results

Plant Gaston Client: Southern Company Data: Gaston Ash Pond Printed 10/20/2020, 1:35 PM

Constituent	Well	Upper Lim.	Lower Lim.	Date	Observ.	Sig.	Bg N	Bg Mean	Std. Dev.	%NDs	ND Adj.	Transform	Alpha	Method
Boron (mg/L)	GN-AP-MW-11	0.1	n/a	7/22/2020	0.205	Yes	28	n/a	n/a	100	n/a	n/a	0.002004	NP Inter (NDs) 1 of 2
Boron (mg/L)	GN-AP-MW-12	0.1	n/a	7/27/2020	0.444	Yes	28	n/a	n/a	100	n/a	n/a	0.002004	NP Inter (NDs) 1 of 2
Boron (mg/L)	GN-AP-MW-15R	0.1	n/a	7/28/2020	2.7	Yes	28	n/a	n/a	100	n/a	n/a	0.002004	NP Inter (NDs) 1 of 2
Boron (mg/L)	GN-AP-MW-16	0.1	n/a	7/28/2020	1.33	Yes	28	n/a	n/a	100	n/a	n/a	0.002004	NP Inter (NDs) 1 of 2
Boron (mg/L)	GN-AP-MW-17	0.1	n/a	7/29/2020	3.06	Yes	28	n/a	n/a	100	n/a	n/a	0.002004	NP Inter (NDs) 1 of 2
Boron (mg/L)	GN-AP-MW-18	0.1	n/a	7/22/2020	1.37	Yes	28	n/a	n/a	100	n/a	n/a	0.002004	NP Inter (NDs) 1 of 2
Boron (mg/L)	GN-AP-MW-20	0.1	n/a	7/22/2020	3.86	Yes	28	n/a	n/a	100	n/a	n/a	0.002004	NP Inter (NDs) 1 of 2
Boron (mg/L)	GN-AP-MW-21	0.1	n/a	7/28/2020	1.84	Yes	28	n/a	n/a	100	n/a	n/a	0.002004	NP Inter (NDs) 1 of 2
Boron (mg/L)	GN-AP-MW-22	0.1	n/a	7/28/2020	1.97	Yes	28	n/a	n/a	100	n/a	n/a	0.002004	NP Inter (NDs) 1 of 2
Boron (mg/L)	GN-AP-MW-4	0.1	n/a	7/27/2020	0.3	Yes	28	n/a	n/a	100	n/a	n/a	0.002004	NP Inter (NDs) 1 of 2
Boron (mg/L)	GN-AP-MW-5	0.1	n/a	7/28/2020	2.05	Yes	28	n/a	n/a	100	n/a	n/a	0.002004	NP Inter (NDs) 1 of 2
Boron (mg/L)	GN-AP-MW-6	0.1	n/a	7/28/2020	2.79	Yes	28	n/a	n/a	100	n/a	n/a	0.002004	NP Inter (NDs) 1 of 2
Boron (mg/L)	GN-AP-MW-7	0.1	n/a	7/28/2020	1.81	Yes	28	n/a	n/a	100	n/a	n/a	0.002004	NP Inter (NDs) 1 of 2
Calcium (mg/L)	GN-AP-MW-10	37.23	n/a	7/22/2020	38.5	Yes	27	32.18	2.156	0	None	No	0.000396	Param Inter 1 of 2
Calcium (mg/L)	GN-AP-MW-11	37.23	n/a	7/22/2020	39	Yes	27	32.18	2.156	0	None	No	0.000396	Param Inter 1 of 2
Calcium (mg/L)	GN-AP-MW-12	37.23	n/a	7/27/2020	65.7	Yes	27	32.18	2.156	0	None	No	0.000396	Param Inter 1 of 2
Calcium (mg/L)	GN-AP-MW-13	37.23	n/a	7/27/2020	45.5	Yes	27	32.18	2.156	0	None	No	0.000396	Param Inter 1 of 2
Calcium (mg/L)	GN-AP-MW-14	37.23	n/a	7/23/2020	88.6	Yes	27	32.18	2.156	0	None	No	0.000396	Param Inter 1 of 2
Calcium (mg/L)	GN-AP-MW-15R	37.23	n/a	7/28/2020	102	Yes	27	32.18	2.156	0	None	No	0.000396	Param Inter 1 of 2
Calcium (mg/L)	GN-AP-MW-16	37.23	n/a	7/28/2020	48.1	Yes	27	32.18	2.156	0	None	No	0.000396	Param Inter 1 of 2
Calcium (mg/L)	GN-AP-MW-17	37.23	n/a	7/29/2020	103	Yes	27	32.18	2.156	0	None	No	0.000396	Param Inter 1 of 2
Calcium (mg/L)	GN-AP-MW-18	37.23	n/a	7/22/2020	117	Yes	27	32.18	2.156	0	None	No	0.000396	Param Inter 1 of 2
Calcium (mg/L)	GN-AP-MW-19	37.23	n/a	7/27/2020	42.6	Yes	27	32.18	2.156	0	None	No	0.000396	Param Inter 1 of 2
Calcium (mg/L)	GN-AP-MW-20	37.23	n/a	7/22/2020	161	Yes	27	32.18	2.156	0	None	No	0.000396	Param Inter 1 of 2
Calcium (mg/L)	GN-AP-MW-21	37.23	n/a	7/28/2020	80.8	Yes	27	32.18	2.156	0	None	No	0.000396	Param Inter 1 of 2
Calcium (mg/L)	GN-AP-MW-22	37.23	n/a	7/28/2020	92.3	Yes	27	32.18	2.156	0	None	No	0.000396	Param Inter 1 of 2
Calcium (mg/L)	GN-AP-MW-4	37.23	n/a	7/27/2020	57	Yes	27	32.18	2.156	0	None	No	0.000396	Param Inter 1 of 2
Calcium (mg/L)	GN-AP-MW-5	37.23	n/a	7/28/2020	67.8	Yes	27	32.18	2.156	0	None	No	0.000396	Param Inter 1 of 2
Calcium (mg/L)	GN-AP-MW-6	37.23	n/a	7/28/2020	82.5	Yes	27	32.18	2.156	0	None	No	0.000396	Param Inter 1 of 2
Calcium (mg/L)	GN-AP-MW-7	37.23	n/a	7/28/2020	84.9	Yes	27	32.18	2.156	0	None	No	0.000396	Param Inter 1 of 2
Calcium (mg/L)	GN-AP-MW-8	37.23	n/a	7/29/2020	49.4	Yes	27	32.18	2.156	0	None	No	0.000396	Param Inter 1 of 2
Chloride (mg/L)	GN-AP-MW-11	5.4	n/a	7/22/2020	6.75	Yes	28	n/a	n/a	3.571	n/a	n/a	0.002004	NP Inter (normality) 1 of 2
Chloride (mg/L)	GN-AP-MW-12	5.4	n/a	7/27/2020	19.8	Yes	28	n/a	n/a	3.571	n/a	n/a	0.002004	NP Inter (normality) 1 of 2
Chloride (mg/L)	GN-AP-MW-15R	5.4	n/a	7/28/2020	110	Yes	28	n/a	n/a	3.571	n/a	n/a	0.002004	NP Inter (normality) 1 of 2
Chloride (mg/L)	GN-AP-MW-16	5.4	n/a	7/28/2020	17.4	Yes	28	n/a	n/a	3.571	n/a	n/a	0.002004	NP Inter (normality) 1 of 2
Chloride (mg/L)	GN-AP-MW-17	5.4	n/a	7/29/2020	26.5	Yes	28	n/a	n/a	3.571	n/a	n/a	0.002004	NP Inter (normality) 1 of 2
Chloride (mg/L)	GN-AP-MW-18	5.4	n/a	7/22/2020	12.3	Yes	28	n/a	n/a	3.571	n/a	n/a	0.002004	NP Inter (normality) 1 of 2
Chloride (mg/L)	GN-AP-MW-19	5.4	n/a	7/27/2020	12.1	Yes	28	n/a	n/a	3.571	n/a	n/a	0.002004	NP Inter (normality) 1 of 2
Chloride (mg/L)	GN-AP-MW-20	5.4	n/a	7/22/2020	19.3	Yes	28	n/a	n/a	3.571	n/a	n/a	0.002004	NP Inter (normality) 1 of 2
Chloride (mg/L)	GN-AP-MW-21	5.4	n/a	7/28/2020	47	Yes	28	n/a	n/a	3.571	n/a	n/a	0.002004	NP Inter (normality) 1 of 2
Chloride (mg/L)	GN-AP-MW-22	5.4	n/a	7/28/2020	66.1	Yes	28	n/a	n/a	3.571	n/a	n/a	0.002004	NP Inter (normality) 1 of 2
Chloride (mg/L)	GN-AP-MW-4	5.4	n/a	7/27/2020	20.2	Yes	28	n/a	n/a	3.571	n/a	n/a	0.002004	NP Inter (normality) 1 of 2
Chloride (mg/L)	GN-AP-MW-5	5.4	n/a	7/28/2020	44.2	Yes	28	n/a	n/a	3.571	n/a	n/a	0.002004	NP Inter (normality) 1 of 2
Chloride (mg/L)	GN-AP-MW-6	5.4	n/a	7/28/2020	64.2	Yes	28	n/a	n/a	3.571	n/a	n/a	0.002004	NP Inter (normality) 1 of 2
Chloride (mg/L)	GN-AP-MW-7	5.4	n/a	7/28/2020	22.3	Yes	28	n/a	n/a	3.571	n/a	n/a	0.002004	NP Inter (normality) 1 of 2
Chloride (mg/L)	GN-AP-MW-9	5.4	n/a	7/29/2020	8.93	Yes	28	n/a	n/a	3.571	n/a	n/a	0.002004	NP Inter (normality) 1 of 2
Fluoride (mg/L)	GN-AP-MW-16	0.1	n/a	7/28/2020	0.124	Yes	30	n/a	n/a	70	n/a	n/a	0.001758	NP Inter (NDs) 1 of 2
Fluoride (mg/L)	GN-AP-MW-17	0.1	n/a	7/29/2020	0.185	Yes	30	n/a	n/a	70	n/a	n/a	0.001758	NP Inter (NDs) 1 of 2
Fluoride (mg/L)	GN-AP-MW-9	0.1	n/a	7/29/2020	0.116	Yes	30	n/a	n/a	70	n/a	n/a	0.001758	NP Inter (NDs) 1 of 2
pH (pH)	GN-AP-MW-12	7.953	7.527	7/27/2020	7.47	Yes	30	7.74	0.0924	0	None	No	0.000198	Param Inter 1 of 2
pH (pH)	GN-AP-MW-13	7.953	7.527	7/27/2020	7.48	Yes	30	7.74	0.0924	0	None	No	0.000198	Param Inter 1 of 2
pH (pH)	GN-AP-MW-14	7.953	7.527	7/23/2020	7.44	Yes	30	7.74	0.0924	0	None	No	0.000198	Param Inter 1 of 2
pH (pH)	GN-AP-MW-15R	7.953	7.527	7/28/2020	7.5	Yes	30	7.74	0.0924	0	None	No	0.000198	Param Inter 1 of 2
pH (pH)	GN-AP-MW-16	7.953	7.527	7/28/2020	8.02	Yes	30	7.74	0.0924	0	None	No	0.000198	Param Inter 1 of 2
pH (pH)	GN-AP-MW-17	7.953	7.527	7/29/2020	9.38	Yes	30	7.74	0.0924	0	None	No	0.000198	Param Inter 1 of 2
pH (pH)	GN-AP-MW-18	7.953	7.527	7/22/2020	6.54	Yes	30	7.74	0.0924	0	None	No	0.000198	Param Inter 1 of 2

Interwell Prediction Limits - Significant Results

Plant Gaston Client: Southern Company Data: Gaston Ash Pond Printed 10/20/2020, 1:35 PM

Constituent	Well	Upper Lim.	Lower Lim.	Date	Observ.	Sig.	Bg N	Bg Mean	Std. Dev.	%NDs	ND Adj.	Transform	Alpha	Method
pH (pH)	GN-AP-MW-22	7.953	7.527	7/28/2020	7.43	Yes	30	7.74	0.0924	0	None	No	0.000198	Param Inter 1 of 2
pH (pH)	GN-AP-MW-4	7.953	7.527	7/27/2020	7.3	Yes	30	7.74	0.0924	0	None	No	0.000198	Param Inter 1 of 2
pH (pH)	GN-AP-MW-7	7.953	7.527	7/28/2020	7.32	Yes	30	7.74	0.0924	0	None	No	0.000198	Param Inter 1 of 2
pH (pH)	GN-AP-MW-8	7.953	7.527	7/29/2020	7.39	Yes	30	7.74	0.0924	0	None	No	0.000198	Param Inter 1 of 2
Sulfate (mg/L)	GN-AP-MW-11	8.675	n/a	7/22/2020	45.3	Yes	28	1.777	0.5014	3.571	None	sqrt(x)	0.000396	Param Inter 1 of 2
Sulfate (mg/L)	GN-AP-MW-12	8.675	n/a	7/27/2020	108	Yes	28	1.777	0.5014	3.571	None	sqrt(x)	0.000396	Param Inter 1 of 2
Sulfate (mg/L)	GN-AP-MW-14	8.675	n/a	7/23/2020	97.9	Yes	28	1.777	0.5014	3.571	None	sqrt(x)	0.000396	Param Inter 1 of 2
Sulfate (mg/L)	GN-AP-MW-15R	8.675	n/a	7/28/2020	239	Yes	28	1.777	0.5014	3.571	None	sqrt(x)	0.000396	Param Inter 1 of 2
Sulfate (mg/L)	GN-AP-MW-16	8.675	n/a	7/28/2020	143	Yes	28	1.777	0.5014	3.571	None	sqrt(x)	0.000396	Param Inter 1 of 2
Sulfate (mg/L)	GN-AP-MW-17	8.675	n/a	7/29/2020	309	Yes	28	1.777	0.5014	3.571	None	sqrt(x)	0.000396	Param Inter 1 of 2
Sulfate (mg/L)	GN-AP-MW-18	8.675	n/a	7/22/2020	180	Yes	28	1.777	0.5014	3.571	None	sqrt(x)	0.000396	Param Inter 1 of 2
Sulfate (mg/L)	GN-AP-MW-19	8.675	n/a	7/27/2020	23.7	Yes	28	1.777	0.5014	3.571	None	sqrt(x)	0.000396	Param Inter 1 of 2
Sulfate (mg/L)	GN-AP-MW-20	8.675	n/a	7/22/2020	568	Yes	28	1.777	0.5014	3.571	None	sqrt(x)	0.000396	Param Inter 1 of 2
Sulfate (mg/L)	GN-AP-MW-21	8.675	n/a	7/28/2020	177	Yes	28	1.777	0.5014	3.571	None	sqrt(x)	0.000396	Param Inter 1 of 2
Sulfate (mg/L)	GN-AP-MW-22	8.675	n/a	7/28/2020	175	Yes	28	1.777	0.5014	3.571	None	sqrt(x)	0.000396	Param Inter 1 of 2
Sulfate (mg/L)	GN-AP-MW-4	8.675	n/a	7/27/2020	21.7	Yes	28	1.777	0.5014	3.571	None	sqrt(x)	0.000396	Param Inter 1 of 2
Sulfate (mg/L)	GN-AP-MW-5	8.675	n/a	7/28/2020	152	Yes	28	1.777	0.5014	3.571	None	sqrt(x)	0.000396	Param Inter 1 of 2
Sulfate (mg/L)	GN-AP-MW-6	8.675	n/a	7/28/2020	189	Yes	28	1.777	0.5014	3.571	None	sqrt(x)	0.000396	Param Inter 1 of 2
Sulfate (mg/L)	GN-AP-MW-7	8.675	n/a	7/28/2020	160	Yes	28	1.777	0.5014	3.571	None	sqrt(x)	0.000396	Param Inter 1 of 2
Sulfate (mg/L)	GN-AP-MW-9	8.675	n/a	7/29/2020	14.7	Yes	28	1.777	0.5014	3.571	None	sqrt(x)	0.000396	Param Inter 1 of 2
TDS (mg/L)	GN-AP-MW-11	185.5	n/a	7/22/2020	216	Yes	28	152.9	13.96	0	None	No	0.000396	Param Inter 1 of 2
TDS (mg/L)	GN-AP-MW-12	185.5	n/a	7/27/2020	378	Yes	28	152.9	13.96	0	None	No	0.000396	Param Inter 1 of 2
TDS (mg/L)	GN-AP-MW-13	185.5	n/a	7/27/2020	202	Yes	28	152.9	13.96	0	None	No	0.000396	Param Inter 1 of 2
TDS (mg/L)	GN-AP-MW-14	185.5	n/a	7/23/2020	399	Yes	28	152.9	13.96	0	None	No	0.000396	Param Inter 1 of 2
TDS (mg/L)	GN-AP-MW-15R	185.5	n/a	7/28/2020	606	Yes	28	152.9	13.96	0	None	No	0.000396	Param Inter 1 of 2
TDS (mg/L)	GN-AP-MW-16	185.5	n/a	7/28/2020	284	Yes	28	152.9	13.96	0	None	No	0.000396	Param Inter 1 of 2
TDS (mg/L)	GN-AP-MW-17	185.5	n/a	7/29/2020	566	Yes	28	152.9	13.96	0	None	No	0.000396	Param Inter 1 of 2
TDS (mg/L)	GN-AP-MW-18	185.5	n/a	7/22/2020	594	Yes	28	152.9	13.96	0	None	No	0.000396	Param Inter 1 of 2
TDS (mg/L)	GN-AP-MW-19	185.5	n/a	7/27/2020	223	Yes	28	152.9	13.96	0	None	No	0.000396	Param Inter 1 of 2
TDS (mg/L)	GN-AP-MW-20	185.5	n/a	7/22/2020	934	Yes	28	152.9	13.96	0	None	No	0.000396	Param Inter 1 of 2
TDS (mg/L)	GN-AP-MW-21	185.5	n/a	7/28/2020	476	Yes	28	152.9	13.96	0	None	No	0.000396	Param Inter 1 of 2
TDS (mg/L)	GN-AP-MW-22	185.5	n/a	7/28/2020	500	Yes	28	152.9	13.96	0	None	No	0.000396	Param Inter 1 of 2
TDS (mg/L)	GN-AP-MW-4	185.5	n/a	7/27/2020	284	Yes	28	152.9	13.96	0	None	No	0.000396	Param Inter 1 of 2
TDS (mg/L)	GN-AP-MW-5	185.5	n/a	7/28/2020	406	Yes	28	152.9	13.96	0	None	No	0.000396	Param Inter 1 of 2
TDS (mg/L)	GN-AP-MW-6	185.5	n/a	7/28/2020	485	Yes	28	152.9	13.96	0	None	No	0.000396	Param Inter 1 of 2
TDS (mg/L)	GN-AP-MW-7	185.5	n/a	7/28/2020	434	Yes	28	152.9	13.96	0	None	No	0.000396	Param Inter 1 of 2
TDS (mg/L)	GN-AP-MW-8	185.5	n/a	7/29/2020	253	Yes	28	152.9	13.96	0	None	No	0.000396	Param Inter 1 of 2
TDS (mg/L)	GN-AP-MW-9	185.5	n/a	7/29/2020	215	Yes	28	152.9	13.96	0	None	No	0.000396	Param Inter 1 of 2

Interwell Prediction Limits - All Results

Plant Gaston Client: Southern Company Data: Gaston Ash Pond Printed 10/20/2020, 1:35 PM

Constituent	Well	Upper Lim.	Lower Lim.	Date	Observ.	Sig.	Bg N	Bg Mean	Std. Dev.	%NDs	ND Adj.	Transform	Alpha	Method
Boron (mg/L)	GN-AP-MW-10	0.1	n/a	7/22/2020	0.1ND	No	28	n/a	n/a	100	n/a	n/a	0.002004	NP Inter (NDs) 1 of 2
Boron (mg/L)	**GN-AP-MW-11**	**0.1**	**n/a**	**7/22/2020**	**0.205**	**Yes**	**28**	**n/a**	**n/a**	**100**	**n/a**	**n/a**	**0.002004**	**NP Inter (NDs) 1 of 2**
Boron (mg/L)	**GN-AP-MW-12**	**0.1**	**n/a**	**7/27/2020**	**0.444**	**Yes**	**28**	**n/a**	**n/a**	**100**	**n/a**	**n/a**	**0.002004**	**NP Inter (NDs) 1 of 2**
Boron (mg/L)	GN-AP-MW-13	0.1	n/a	7/27/2020	0.1ND	No	28	n/a	n/a	100	n/a	n/a	0.002004	NP Inter (NDs) 1 of 2
Boron (mg/L)	GN-AP-MW-14	0.1	n/a	7/23/2020	0.1ND	No	28	n/a	n/a	100	n/a	n/a	0.002004	NP Inter (NDs) 1 of 2
Boron (mg/L)	**GN-AP-MW-15R**	**0.1**	**n/a**	**7/28/2020**	**2.7**	**Yes**	**28**	**n/a**	**n/a**	**100**	**n/a**	**n/a**	**0.002004**	**NP Inter (NDs) 1 of 2**
Boron (mg/L)	**GN-AP-MW-16**	**0.1**	**n/a**	**7/28/2020**	**1.33**	**Yes**	**28**	**n/a**	**n/a**	**100**	**n/a**	**n/a**	**0.002004**	**NP Inter (NDs) 1 of 2**
Boron (mg/L)	**GN-AP-MW-17**	**0.1**	**n/a**	**7/29/2020**	**3.06**	**Yes**	**28**	**n/a**	**n/a**	**100**	**n/a**	**n/a**	**0.002004**	**NP Inter (NDs) 1 of 2**
Boron (mg/L)	**GN-AP-MW-18**	**0.1**	**n/a**	**7/22/2020**	**1.37**	**Yes**	**28**	**n/a**	**n/a**	**100**	**n/a**	**n/a**	**0.002004**	**NP Inter (NDs) 1 of 2**
Boron (mg/L)	GN-AP-MW-19	0.1	n/a	7/27/2020	0.1ND	No	28	n/a	n/a	100	n/a	n/a	0.002004	NP Inter (NDs) 1 of 2
Boron (mg/L)	**GN-AP-MW-20**	**0.1**	**n/a**	**7/22/2020**	**3.86**	**Yes**	**28**	**n/a**	**n/a**	**100**	**n/a**	**n/a**	**0.002004**	**NP Inter (NDs) 1 of 2**
Boron (mg/L)	**GN-AP-MW-21**	**0.1**	**n/a**	**7/28/2020**	**1.84**	**Yes**	**28**	**n/a**	**n/a**	**100**	**n/a**	**n/a**	**0.002004**	**NP Inter (NDs) 1 of 2**
Boron (mg/L)	**GN-AP-MW-22**	**0.1**	**n/a**	**7/28/2020**	**1.97**	**Yes**	**28**	**n/a**	**n/a**	**100**	**n/a**	**n/a**	**0.002004**	**NP Inter (NDs) 1 of 2**
Boron (mg/L)	**GN-AP-MW-4**	**0.1**	**n/a**	**7/27/2020**	**0.3**	**Yes**	**28**	**n/a**	**n/a**	**100**	**n/a**	**n/a**	**0.002004**	**NP Inter (NDs) 1 of 2**
Boron (mg/L)	**GN-AP-MW-5**	**0.1**	**n/a**	**7/28/2020**	**2.05**	**Yes**	**28**	**n/a**	**n/a**	**100**	**n/a**	**n/a**	**0.002004**	**NP Inter (NDs) 1 of 2**
Boron (mg/L)	**GN-AP-MW-6**	**0.1**	**n/a**	**7/28/2020**	**2.79**	**Yes**	**28**	**n/a**	**n/a**	**100**	**n/a**	**n/a**	**0.002004**	**NP Inter (NDs) 1 of 2**
Boron (mg/L)	**GN-AP-MW-7**	**0.1**	**n/a**	**7/28/2020**	**1.81**	**Yes**	**28**	**n/a**	**n/a**	**100**	**n/a**	**n/a**	**0.002004**	**NP Inter (NDs) 1 of 2**
Boron (mg/L)	GN-AP-MW-8	0.1	n/a	7/29/2020	0.1ND	No	28	n/a	n/a	100	n/a	n/a	0.002004	NP Inter (NDs) 1 of 2
Boron (mg/L)	GN-AP-MW-9	0.1	n/a	7/29/2020	0.1ND	No	28	n/a	n/a	100	n/a	n/a	0.002004	NP Inter (NDs) 1 of 2
Calcium (mg/L)	**GN-AP-MW-10**	**37.23**	**n/a**	**7/22/2020**	**38.5**	**Yes**	**27**	**32.18**	**2.156**	**0**	**None**	**No**	**0.000396**	**Param Inter 1 of 2**
Calcium (mg/L)	**GN-AP-MW-11**	**37.23**	**n/a**	**7/22/2020**	**39**	**Yes**	**27**	**32.18**	**2.156**	**0**	**None**	**No**	**0.000396**	**Param Inter 1 of 2**
Calcium (mg/L)	**GN-AP-MW-12**	**37.23**	**n/a**	**7/27/2020**	**65.7**	**Yes**	**27**	**32.18**	**2.156**	**0**	**None**	**No**	**0.000396**	**Param Inter 1 of 2**
Calcium (mg/L)	**GN-AP-MW-13**	**37.23**	**n/a**	**7/27/2020**	**45.5**	**Yes**	**27**	**32.18**	**2.156**	**0**	**None**	**No**	**0.000396**	**Param Inter 1 of 2**
Calcium (mg/L)	**GN-AP-MW-14**	**37.23**	**n/a**	**7/23/2020**	**88.6**	**Yes**	**27**	**32.18**	**2.156**	**0**	**None**	**No**	**0.000396**	**Param Inter 1 of 2**
Calcium (mg/L)	**GN-AP-MW-15R**	**37.23**	**n/a**	**7/28/2020**	**102**	**Yes**	**27**	**32.18**	**2.156**	**0**	**None**	**No**	**0.000396**	**Param Inter 1 of 2**
Calcium (mg/L)	**GN-AP-MW-16**	**37.23**	**n/a**	**7/28/2020**	**48.1**	**Yes**	**27**	**32.18**	**2.156**	**0**	**None**	**No**	**0.000396**	**Param Inter 1 of 2**
Calcium (mg/L)	**GN-AP-MW-17**	**37.23**	**n/a**	**7/29/2020**	**103**	**Yes**	**27**	**32.18**	**2.156**	**0**	**None**	**No**	**0.000396**	**Param Inter 1 of 2**
Calcium (mg/L)	**GN-AP-MW-18**	**37.23**	**n/a**	**7/22/2020**	**117**	**Yes**	**27**	**32.18**	**2.156**	**0**	**None**	**No**	**0.000396**	**Param Inter 1 of 2**
Calcium (mg/L)	**GN-AP-MW-19**	**37.23**	**n/a**	**7/27/2020**	**42.6**	**Yes**	**27**	**32.18**	**2.156**	**0**	**None**	**No**	**0.000396**	**Param Inter 1 of 2**
Calcium (mg/L)	**GN-AP-MW-20**	**37.23**	**n/a**	**7/22/2020**	**161**	**Yes**	**27**	**32.18**	**2.156**	**0**	**None**	**No**	**0.000396**	**Param Inter 1 of 2**
Calcium (mg/L)	**GN-AP-MW-21**	**37.23**	**n/a**	**7/28/2020**	**80.8**	**Yes**	**27**	**32.18**	**2.156**	**0**	**None**	**No**	**0.000396**	**Param Inter 1 of 2**
Calcium (mg/L)	**GN-AP-MW-22**	**37.23**	**n/a**	**7/28/2020**	**92.3**	**Yes**	**27**	**32.18**	**2.156**	**0**	**None**	**No**	**0.000396**	**Param Inter 1 of 2**
Calcium (mg/L)	**GN-AP-MW-4**	**37.23**	**n/a**	**7/27/2020**	**57**	**Yes**	**27**	**32.18**	**2.156**	**0**	**None**	**No**	**0.000396**	**Param Inter 1 of 2**
Calcium (mg/L)	**GN-AP-MW-5**	**37.23**	**n/a**	**7/28/2020**	**67.8**	**Yes**	**27**	**32.18**	**2.156**	**0**	**None**	**No**	**0.000396**	**Param Inter 1 of 2**
Calcium (mg/L)	**GN-AP-MW-6**	**37.23**	**n/a**	**7/28/2020**	**82.5**	**Yes**	**27**	**32.18**	**2.156**	**0**	**None**	**No**	**0.000396**	**Param Inter 1 of 2**
Calcium (mg/L)	**GN-AP-MW-7**	**37.23**	**n/a**	**7/28/2020**	**84.9**	**Yes**	**27**	**32.18**	**2.156**	**0**	**None**	**No**	**0.000396**	**Param Inter 1 of 2**
Calcium (mg/L)	**GN-AP-MW-8**	**37.23**	**n/a**	**7/29/2020**	**49.4**	**Yes**	**27**	**32.18**	**2.156**	**0**	**None**	**No**	**0.000396**	**Param Inter 1 of 2**
Calcium (mg/L)	GN-AP-MW-9	37.23	n/a	7/29/2020	32.4	No	27	32.18	2.156	0	None	No	0.000396	Param Inter 1 of 2
Chloride (mg/L)	GN-AP-MW-10	5.4	n/a	7/22/2020	2.53	No	28	n/a	n/a	3.571	n/a	n/a	0.002004	NP Inter (normality) 1 of 2
Chloride (mg/L)	**GN-AP-MW-11**	**5.4**	**n/a**	**7/22/2020**	**6.75**	**Yes**	**28**	**n/a**	**n/a**	**3.571**	**n/a**	**n/a**	**0.002004**	**NP Inter (normality) 1 of 2**
Chloride (mg/L)	**GN-AP-MW-12**	**5.4**	**n/a**	**7/27/2020**	**19.8**	**Yes**	**28**	**n/a**	**n/a**	**3.571**	**n/a**	**n/a**	**0.002004**	**NP Inter (normality) 1 of 2**
Chloride (mg/L)	GN-AP-MW-13	5.4	n/a	7/27/2020	5.2	No	28	n/a	n/a	3.571	n/a	n/a	0.002004	NP Inter (normality) 1 of 2
Chloride (mg/L)	GN-AP-MW-14	5.4	n/a	7/23/2020	3.1	No	28	n/a	n/a	3.571	n/a	n/a	0.002004	NP Inter (normality) 1 of 2
Chloride (mg/L)	**GN-AP-MW-15R**	**5.4**	**n/a**	**7/28/2020**	**110**	**Yes**	**28**	**n/a**	**n/a**	**3.571**	**n/a**	**n/a**	**0.002004**	**NP Inter (normality) 1 of 2**
Chloride (mg/L)	**GN-AP-MW-16**	**5.4**	**n/a**	**7/28/2020**	**17.4**	**Yes**	**28**	**n/a**	**n/a**	**3.571**	**n/a**	**n/a**	**0.002004**	**NP Inter (normality) 1 of 2**
Chloride (mg/L)	**GN-AP-MW-17**	**5.4**	**n/a**	**7/29/2020**	**26.5**	**Yes**	**28**	**n/a**	**n/a**	**3.571**	**n/a**	**n/a**	**0.002004**	**NP Inter (normality) 1 of 2**
Chloride (mg/L)	**GN-AP-MW-18**	**5.4**	**n/a**	**7/22/2020**	**12.3**	**Yes**	**28**	**n/a**	**n/a**	**3.571**	**n/a**	**n/a**	**0.002004**	**NP Inter (normality) 1 of 2**
Chloride (mg/L)	**GN-AP-MW-19**	**5.4**	**n/a**	**7/27/2020**	**12.1**	**Yes**	**28**	**n/a**	**n/a**	**3.571**	**n/a**	**n/a**	**0.002004**	**NP Inter (normality) 1 of 2**
Chloride (mg/L)	**GN-AP-MW-20**	**5.4**	**n/a**	**7/22/2020**	**19.3**	**Yes**	**28**	**n/a**	**n/a**	**3.571**	**n/a**	**n/a**	**0.002004**	**NP Inter (normality) 1 of 2**
Chloride (mg/L)	**GN-AP-MW-21**	**5.4**	**n/a**	**7/28/2020**	**47**	**Yes**	**28**	**n/a**	**n/a**	**3.571**	**n/a**	**n/a**	**0.002004**	**NP Inter (normality) 1 of 2**
Chloride (mg/L)	**GN-AP-MW-22**	**5.4**	**n/a**	**7/28/2020**	**66.1**	**Yes**	**28**	**n/a**	**n/a**	**3.571**	**n/a**	**n/a**	**0.002004**	**NP Inter (normality) 1 of 2**
Chloride (mg/L)	**GN-AP-MW-4**	**5.4**	**n/a**	**7/27/2020**	**20.2**	**Yes**	**28**	**n/a**	**n/a**	**3.571**	**n/a**	**n/a**	**0.002004**	**NP Inter (normality) 1 of 2**
Chloride (mg/L)	**GN-AP-MW-5**	**5.4**	**n/a**	**7/28/2020**	**44.2**	**Yes**	**28**	**n/a**	**n/a**	**3.571**	**n/a**	**n/a**	**0.002004**	**NP Inter (normality) 1 of 2**
Chloride (mg/L)	**GN-AP-MW-6**	**5.4**	**n/a**	**7/28/2020**	**64.2**	**Yes**	**28**	**n/a**	**n/a**	**3.571**	**n/a**	**n/a**	**0.002004**	**NP Inter (normality) 1 of 2**
Chloride (mg/L)	**GN-AP-MW-7**	**5.4**	**n/a**	**7/28/2020**	**22.3**	**Yes**	**28**	**n/a**	**n/a**	**3.571**	**n/a**	**n/a**	**0.002004**	**NP Inter (normality) 1 of 2**
Chloride (mg/L)	GN-AP-MW-8	5.4	n/a	7/29/2020	3.77	No	28	n/a	n/a	3.571	n/a	n/a	0.002004	NP Inter (normality) 1 of 2

Interwell Prediction Limits - All Results

Plant Gaston Client: Southern Company Data: Gaston Ash Pond Printed 10/20/2020, 1:35 PM

Constituent	Well	Upper Lim.	Lower Lim.	Date	Observ.	Sig.	Bg N	Bg Mean	Std. Dev.	%NDs	ND Adj.	Transform	Alpha	Method
Chloride (mg/L)	**GN-AP-MW-9**	**5.4**	**n/a**	**7/29/2020**	**8.93**	**Yes**	**28**	**n/a**	**n/a**	**3.571**	**n/a**	**n/a**	**0.002004**	**NP Inter (normality) 1 of 2**
Fluoride (mg/L)	GN-AP-MW-10	0.1	n/a	7/22/2020	0.1ND	No	30	n/a	n/a	70	n/a	n/a	0.001758	NP Inter (NDs) 1 of 2
Fluoride (mg/L)	GN-AP-MW-11	0.1	n/a	7/22/2020	0.1ND	No	30	n/a	n/a	70	n/a	n/a	0.001758	NP Inter (NDs) 1 of 2
Fluoride (mg/L)	GN-AP-MW-12	0.1	n/a	7/27/2020	0.1ND	No	30	n/a	n/a	70	n/a	n/a	0.001758	NP Inter (NDs) 1 of 2
Fluoride (mg/L)	GN-AP-MW-13	0.1	n/a	7/27/2020	0.1ND	No	30	n/a	n/a	70	n/a	n/a	0.001758	NP Inter (NDs) 1 of 2
Fluoride (mg/L)	GN-AP-MW-14	0.1	n/a	7/23/2020	0.0954J	No	30	n/a	n/a	70	n/a	n/a	0.001758	NP Inter (NDs) 1 of 2
Fluoride (mg/L)	GN-AP-MW-15R	0.1	n/a	7/28/2020	0.0738J	No	30	n/a	n/a	70	n/a	n/a	0.001758	NP Inter (NDs) 1 of 2
Fluoride (mg/L)	**GN-AP-MW-16**	**0.1**	**n/a**	**7/28/2020**	**0.124**	**Yes**	**30**	**n/a**	**n/a**	**70**	**n/a**	**n/a**	**0.001758**	**NP Inter (NDs) 1 of 2**
Fluoride (mg/L)	**GN-AP-MW-17**	**0.1**	**n/a**	**7/29/2020**	**0.185**	**Yes**	**30**	**n/a**	**n/a**	**70**	**n/a**	**n/a**	**0.001758**	**NP Inter (NDs) 1 of 2**
Fluoride (mg/L)	GN-AP-MW-18	0.1	n/a	7/22/2020	0.0628J	No	30	n/a	n/a	70	n/a	n/a	0.001758	NP Inter (NDs) 1 of 2
Fluoride (mg/L)	GN-AP-MW-19	0.1	n/a	7/27/2020	0.1ND	No	30	n/a	n/a	70	n/a	n/a	0.001758	NP Inter (NDs) 1 of 2
Fluoride (mg/L)	GN-AP-MW-20	0.1	n/a	7/22/2020	0.1ND	No	30	n/a	n/a	70	n/a	n/a	0.001758	NP Inter (NDs) 1 of 2
Fluoride (mg/L)	GN-AP-MW-21	0.1	n/a	7/28/2020	0.1ND	No	30	n/a	n/a	70	n/a	n/a	0.001758	NP Inter (NDs) 1 of 2
Fluoride (mg/L)	GN-AP-MW-22	0.1	n/a	7/28/2020	0.1ND	No	30	n/a	n/a	70	n/a	n/a	0.001758	NP Inter (NDs) 1 of 2
Fluoride (mg/L)	GN-AP-MW-4	0.1	n/a	7/27/2020	0.1ND	No	30	n/a	n/a	70	n/a	n/a	0.001758	NP Inter (NDs) 1 of 2
Fluoride (mg/L)	GN-AP-MW-5	0.1	n/a	7/28/2020	0.1ND	No	30	n/a	n/a	70	n/a	n/a	0.001758	NP Inter (NDs) 1 of 2
Fluoride (mg/L)	GN-AP-MW-6	0.1	n/a	7/28/2020	0.1ND	No	30	n/a	n/a	70	n/a	n/a	0.001758	NP Inter (NDs) 1 of 2
Fluoride (mg/L)	GN-AP-MW-7	0.1	n/a	7/28/2020	0.1ND	No	30	n/a	n/a	70	n/a	n/a	0.001758	NP Inter (NDs) 1 of 2
Fluoride (mg/L)	GN-AP-MW-8	0.1	n/a	7/29/2020	0.0742J	No	30	n/a	n/a	70	n/a	n/a	0.001758	NP Inter (NDs) 1 of 2
Fluoride (mg/L)	**GN-AP-MW-9**	**0.1**	**n/a**	**7/29/2020**	**0.116**	**Yes**	**30**	**n/a**	**n/a**	**70**	**n/a**	**n/a**	**0.001758**	**NP Inter (NDs) 1 of 2**
pH (pH)	GN-AP-MW-10	7.953	7.527	7/22/2020	7.64	No	30	7.74	0.0924	0	None	No	0.000198	Param Inter 1 of 2
pH (pH)	GN-AP-MW-11	7.953	7.527	7/22/2020	7.76	No	30	7.74	0.0924	0	None	No	0.000198	Param Inter 1 of 2
pH (pH)	**GN-AP-MW-12**	**7.953**	**7.527**	**7/27/2020**	**7.47**	**Yes**	**30**	**7.74**	**0.0924**	**0**	**None**	**No**	**0.000198**	**Param Inter 1 of 2**
pH (pH)	**GN-AP-MW-13**	**7.953**	**7.527**	**7/27/2020**	**7.48**	**Yes**	**30**	**7.74**	**0.0924**	**0**	**None**	**No**	**0.000198**	**Param Inter 1 of 2**
pH (pH)	**GN-AP-MW-14**	**7.953**	**7.527**	**7/23/2020**	**7.44**	**Yes**	**30**	**7.74**	**0.0924**	**0**	**None**	**No**	**0.000198**	**Param Inter 1 of 2**
pH (pH)	**GN-AP-MW-15R**	**7.953**	**7.527**	**7/28/2020**	**7.5**	**Yes**	**30**	**7.74**	**0.0924**	**0**	**None**	**No**	**0.000198**	**Param Inter 1 of 2**
pH (pH)	**GN-AP-MW-16**	**7.953**	**7.527**	**7/28/2020**	**8.02**	**Yes**	**30**	**7.74**	**0.0924**	**0**	**None**	**No**	**0.000198**	**Param Inter 1 of 2**
pH (pH)	**GN-AP-MW-17**	**7.953**	**7.527**	**7/29/2020**	**9.38**	**Yes**	**30**	**7.74**	**0.0924**	**0**	**None**	**No**	**0.000198**	**Param Inter 1 of 2**
pH (pH)	**GN-AP-MW-18**	**7.953**	**7.527**	**7/22/2020**	**6.54**	**Yes**	**30**	**7.74**	**0.0924**	**0**	**None**	**No**	**0.000198**	**Param Inter 1 of 2**
pH (pH)	GN-AP-MW-19	7.953	7.527	7/27/2020	7.56	No	30	7.74	0.0924	0	None	No	0.000198	Param Inter 1 of 2
pH (pH)	GN-AP-MW-20	7.953	7.527	7/22/2020	7.84	No	30	7.74	0.0924	0	None	No	0.000198	Param Inter 1 of 2
pH (pH)	GN-AP-MW-21	7.953	7.527	7/28/2020	7.58	No	30	7.74	0.0924	0	None	No	0.000198	Param Inter 1 of 2
pH (pH)	**GN-AP-MW-22**	**7.953**	**7.527**	**7/28/2020**	**7.43**	**Yes**	**30**	**7.74**	**0.0924**	**0**	**None**	**No**	**0.000198**	**Param Inter 1 of 2**
pH (pH)	**GN-AP-MW-4**	**7.953**	**7.527**	**7/27/2020**	**7.3**	**Yes**	**30**	**7.74**	**0.0924**	**0**	**None**	**No**	**0.000198**	**Param Inter 1 of 2**
pH (pH)	GN-AP-MW-5	7.953	7.527	7/28/2020	7.7	No	30	7.74	0.0924	0	None	No	0.000198	Param Inter 1 of 2
pH (pH)	GN-AP-MW-6	7.953	7.527	7/28/2020	7.62	No	30	7.74	0.0924	0	None	No	0.000198	Param Inter 1 of 2
pH (pH)	**GN-AP-MW-7**	**7.953**	**7.527**	**7/28/2020**	**7.32**	**Yes**	**30**	**7.74**	**0.0924**	**0**	**None**	**No**	**0.000198**	**Param Inter 1 of 2**
pH (pH)	**GN-AP-MW-8**	**7.953**	**7.527**	**7/29/2020**	**7.39**	**Yes**	**30**	**7.74**	**0.0924**	**0**	**None**	**No**	**0.000198**	**Param Inter 1 of 2**
pH (pH)	GN-AP-MW-9	7.953	7.527	7/29/2020	7.66	No	30	7.74	0.0924	0	None	No	0.000198	Param Inter 1 of 2
Sulfate (mg/L)	GN-AP-MW-10	8.675	n/a	7/22/2020	3.65	No	28	1.777	0.5014	3.571	None	sqrt(x)	0.000396	Param Inter 1 of 2
Sulfate (mg/L)	**GN-AP-MW-11**	**8.675**	**n/a**	**7/22/2020**	**45.3**	**Yes**	**28**	**1.777**	**0.5014**	**3.571**	**None**	**sqrt(x)**	**0.000396**	**Param Inter 1 of 2**
Sulfate (mg/L)	**GN-AP-MW-12**	**8.675**	**n/a**	**7/27/2020**	**108**	**Yes**	**28**	**1.777**	**0.5014**	**3.571**	**None**	**sqrt(x)**	**0.000396**	**Param Inter 1 of 2**
Sulfate (mg/L)	GN-AP-MW-13	8.675	n/a	7/27/2020	0.5ND	No	28	1.777	0.5014	3.571	None	sqrt(x)	0.000396	Param Inter 1 of 2
Sulfate (mg/L)	**GN-AP-MW-14**	**8.675**	**n/a**	**7/23/2020**	**97.9**	**Yes**	**28**	**1.777**	**0.5014**	**3.571**	**None**	**sqrt(x)**	**0.000396**	**Param Inter 1 of 2**
Sulfate (mg/L)	**GN-AP-MW-15R**	**8.675**	**n/a**	**7/28/2020**	**239**	**Yes**	**28**	**1.777**	**0.5014**	**3.571**	**None**	**sqrt(x)**	**0.000396**	**Param Inter 1 of 2**
Sulfate (mg/L)	**GN-AP-MW-16**	**8.675**	**n/a**	**7/28/2020**	**143**	**Yes**	**28**	**1.777**	**0.5014**	**3.571**	**None**	**sqrt(x)**	**0.000396**	**Param Inter 1 of 2**
Sulfate (mg/L)	**GN-AP-MW-17**	**8.675**	**n/a**	**7/29/2020**	**309**	**Yes**	**28**	**1.777**	**0.5014**	**3.571**	**None**	**sqrt(x)**	**0.000396**	**Param Inter 1 of 2**
Sulfate (mg/L)	**GN-AP-MW-18**	**8.675**	**n/a**	**7/22/2020**	**180**	**Yes**	**28**	**1.777**	**0.5014**	**3.571**	**None**	**sqrt(x)**	**0.000396**	**Param Inter 1 of 2**
Sulfate (mg/L)	**GN-AP-MW-19**	**8.675**	**n/a**	**7/27/2020**	**23.7**	**Yes**	**28**	**1.777**	**0.5014**	**3.571**	**None**	**sqrt(x)**	**0.000396**	**Param Inter 1 of 2**
Sulfate (mg/L)	**GN-AP-MW-20**	**8.675**	**n/a**	**7/22/2020**	**568**	**Yes**	**28**	**1.777**	**0.5014**	**3.571**	**None**	**sqrt(x)**	**0.000396**	**Param Inter 1 of 2**
Sulfate (mg/L)	**GN-AP-MW-21**	**8.675**	**n/a**	**7/28/2020**	**177**	**Yes**	**28**	**1.777**	**0.5014**	**3.571**	**None**	**sqrt(x)**	**0.000396**	**Param Inter 1 of 2**
Sulfate (mg/L)	**GN-AP-MW-22**	**8.675**	**n/a**	**7/28/2020**	**175**	**Yes**	**28**	**1.777**	**0.5014**	**3.571**	**None**	**sqrt(x)**	**0.000396**	**Param Inter 1 of 2**
Sulfate (mg/L)	**GN-AP-MW-4**	**8.675**	**n/a**	**7/27/2020**	**21.7**	**Yes**	**28**	**1.777**	**0.5014**	**3.571**	**None**	**sqrt(x)**	**0.000396**	**Param Inter 1 of 2**
Sulfate (mg/L)	**GN-AP-MW-5**	**8.675**	**n/a**	**7/28/2020**	**152**	**Yes**	**28**	**1.777**	**0.5014**	**3.571**	**None**	**sqrt(x)**	**0.000396**	**Param Inter 1 of 2**
Sulfate (mg/L)	**GN-AP-MW-6**	**8.675**	**n/a**	**7/28/2020**	**189**	**Yes**	**28**	**1.777**	**0.5014**	**3.571**	**None**	**sqrt(x)**	**0.000396**	**Param Inter 1 of 2**
Sulfate (mg/L)	**GN-AP-MW-7**	**8.675**	**n/a**	**7/28/2020**	**160**	**Yes**	**28**	**1.777**	**0.5014**	**3.571**	**None**	**sqrt(x)**	**0.000396**	**Param Inter 1 of 2**

Interwell Prediction Limits - All Results

Plant Gaston Client: Southern Company Data: Gaston Ash Pond Printed 10/20/2020, 1:35 PM

Constituent	Well	Upper Lim.	Lower Lim.	Date	Observ.	Sig.	Bg N	Bg Mean	Std. Dev.	%NDs	ND Adj.	Transform	Alpha	Method
Sulfate (mg/L)	GN-AP-MW-8	8.675	n/a	7/29/2020	3.25	No	28	1.777	0.5014	3.571	None	sqrt(x)	0.000396	Param Inter 1 of 2
Sulfate (mg/L)	**GN-AP-MW-9**	**8.675**	**n/a**	**7/29/2020**	**14.7**	**Yes**	**28**	**1.777**	**0.5014**	**3.571**	**None**	**sqrt(x)**	**0.000396**	**Param Inter 1 of 2**
TDS (mg/L)	GN-AP-MW-10	185.5	n/a	7/22/2020	175	No	28	152.9	13.96	0	None	No	0.000396	Param Inter 1 of 2
TDS (mg/L)	**GN-AP-MW-11**	**185.5**	**n/a**	**7/22/2020**	**216**	**Yes**	**28**	**152.9**	**13.96**	**0**	**None**	**No**	**0.000396**	**Param Inter 1 of 2**
TDS (mg/L)	**GN-AP-MW-12**	**185.5**	**n/a**	**7/27/2020**	**378**	**Yes**	**28**	**152.9**	**13.96**	**0**	**None**	**No**	**0.000396**	**Param Inter 1 of 2**
TDS (mg/L)	**GN-AP-MW-13**	**185.5**	**n/a**	**7/27/2020**	**202**	**Yes**	**28**	**152.9**	**13.96**	**0**	**None**	**No**	**0.000396**	**Param Inter 1 of 2**
TDS (mg/L)	**GN-AP-MW-14**	**185.5**	**n/a**	**7/23/2020**	**399**	**Yes**	**28**	**152.9**	**13.96**	**0**	**None**	**No**	**0.000396**	**Param Inter 1 of 2**
TDS (mg/L)	**GN-AP-MW-15R**	**185.5**	**n/a**	**7/28/2020**	**606**	**Yes**	**28**	**152.9**	**13.96**	**0**	**None**	**No**	**0.000396**	**Param Inter 1 of 2**
TDS (mg/L)	**GN-AP-MW-16**	**185.5**	**n/a**	**7/28/2020**	**284**	**Yes**	**28**	**152.9**	**13.96**	**0**	**None**	**No**	**0.000396**	**Param Inter 1 of 2**
TDS (mg/L)	**GN-AP-MW-17**	**185.5**	**n/a**	**7/29/2020**	**566**	**Yes**	**28**	**152.9**	**13.96**	**0**	**None**	**No**	**0.000396**	**Param Inter 1 of 2**
TDS (mg/L)	**GN-AP-MW-18**	**185.5**	**n/a**	**7/22/2020**	**594**	**Yes**	**28**	**152.9**	**13.96**	**0**	**None**	**No**	**0.000396**	**Param Inter 1 of 2**
TDS (mg/L)	**GN-AP-MW-19**	**185.5**	**n/a**	**7/27/2020**	**223**	**Yes**	**28**	**152.9**	**13.96**	**0**	**None**	**No**	**0.000396**	**Param Inter 1 of 2**
TDS (mg/L)	**GN-AP-MW-20**	**185.5**	**n/a**	**7/22/2020**	**934**	**Yes**	**28**	**152.9**	**13.96**	**0**	**None**	**No**	**0.000396**	**Param Inter 1 of 2**
TDS (mg/L)	**GN-AP-MW-21**	**185.5**	**n/a**	**7/28/2020**	**476**	**Yes**	**28**	**152.9**	**13.96**	**0**	**None**	**No**	**0.000396**	**Param Inter 1 of 2**
TDS (mg/L)	**GN-AP-MW-22**	**185.5**	**n/a**	**7/28/2020**	**500**	**Yes**	**28**	**152.9**	**13.96**	**0**	**None**	**No**	**0.000396**	**Param Inter 1 of 2**
TDS (mg/L)	**GN-AP-MW-4**	**185.5**	**n/a**	**7/27/2020**	**284**	**Yes**	**28**	**152.9**	**13.96**	**0**	**None**	**No**	**0.000396**	**Param Inter 1 of 2**
TDS (mg/L)	**GN-AP-MW-5**	**185.5**	**n/a**	**7/28/2020**	**406**	**Yes**	**28**	**152.9**	**13.96**	**0**	**None**	**No**	**0.000396**	**Param Inter 1 of 2**
TDS (mg/L)	**GN-AP-MW-6**	**185.5**	**n/a**	**7/28/2020**	**485**	**Yes**	**28**	**152.9**	**13.96**	**0**	**None**	**No**	**0.000396**	**Param Inter 1 of 2**
TDS (mg/L)	**GN-AP-MW-7**	**185.5**	**n/a**	**7/28/2020**	**434**	**Yes**	**28**	**152.9**	**13.96**	**0**	**None**	**No**	**0.000396**	**Param Inter 1 of 2**
TDS (mg/L)	**GN-AP-MW-8**	**185.5**	**n/a**	**7/29/2020**	**253**	**Yes**	**28**	**152.9**	**13.96**	**0**	**None**	**No**	**0.000396**	**Param Inter 1 of 2**
TDS (mg/L)	**GN-AP-MW-9**	**185.5**	**n/a**	**7/29/2020**	**215**	**Yes**	**28**	**152.9**	**13.96**	**0**	**None**	**No**	**0.000396**	**Param Inter 1 of 2**

Sanitas™ v.9.6.27 Groundwater Stats Consulting. UG
Hollow symbols indicate censored values.

Exceeds Limit: GN-AP-MW-11, GN-AP-MW-12, GN-AP-MW-15R, GN-AP-MW-16, GN-AP-MW-17, GN-AP-MW-18, GN-AP-MW-20...

Prediction Limit

Interwell Non-parametric

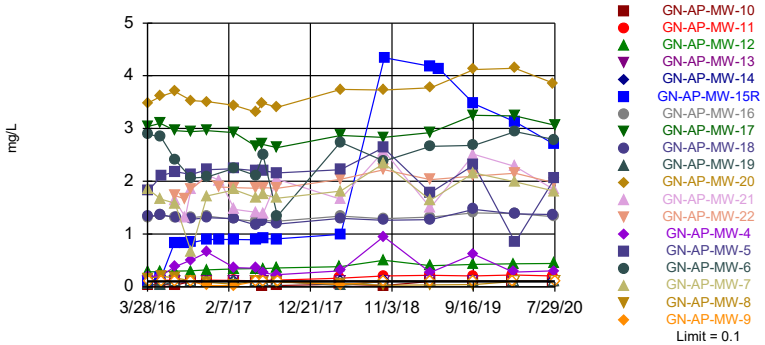

Non-parametric test used in lieu of parametric prediction limit because censored data exceeded 50%. All background values (n = 28) were censored; limit is most recent reporting limit. Annual per-constituent alpha = 0.07341. Individual comparison alpha = 0.002004 (1 of 2). Comparing 19 points to limit.

Constituent: Boron Analysis Run 10/20/2020 1:34 PM View: Appendix III
Plant Gaston Client: Southern Company Data: Gaston Ash Pond

Sanitas™ v.9.6.27 Groundwater Stats Consulting. UG

Exceeds Limit: GN-AP-MW-10, GN-AP-MW-11, GN-AP-MW-12, GN-AP-MW-13, GN-AP-MW-14, GN-AP-MW-15R, GN-AP-MW-16,..

Prediction Limit

Interwell Parametric

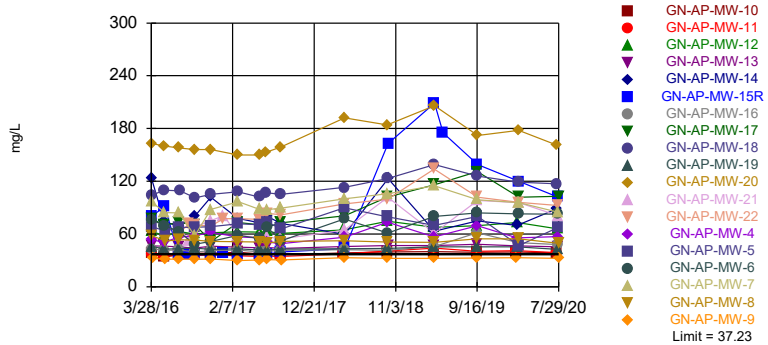

Background Data Summary: Mean=32.18, Std. Dev.=2.156, n=27. Normality test: Shapiro Wilk @alpha = 0.01, calculated = 0.9518, critical = 0.894. Kappa = 2.342 (c=7, w=19, 1 of 2, event alpha = 0.05132). Report alpha = 0.007498. Individual comparison alpha = 0.000396. Comparing 19 points to limit.

Constituent: Calcium Analysis Run 10/20/2020 1:34 PM View: Appendix III
Plant Gaston Client: Southern Company Data: Gaston Ash Pond

Sanitas™ v.9.6.27 Groundwater Stats Consulting. UG
Hollow symbols indicate censored values.

Exceeds Limit: GN-AP-MW-11, GN-AP-MW-12, GN-AP-MW-15R, GN-AP-MW-16, GN-AP-MW-17, GN-AP-MW-18, GN-AP-MW-19...

Prediction Limit

Interwell Non-parametric

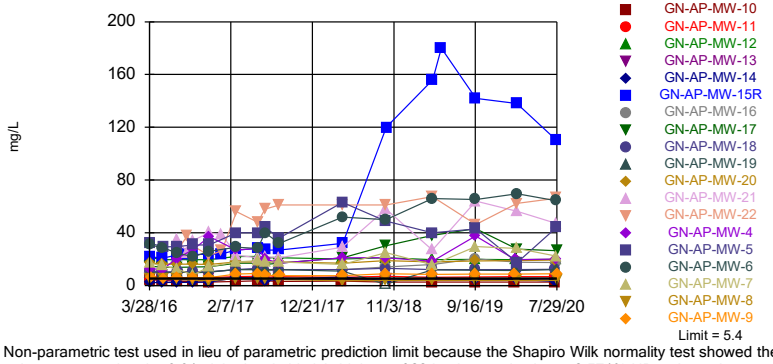

Non-parametric test used in lieu of parametric prediction limit because the Shapiro Wilk normality test showed the data to be non-normal at the 0.01 alpha level. Limit is highest of 28 background values. 3.571% NDs. Annual per-constituent alpha = 0.07341. Individual comparison alpha = 0.002004 (1 of 2). Comparing 19 points to limit.

Constituent: Chloride Analysis Run 10/20/2020 1:34 PM View: Appendix III
Plant Gaston Client: Southern Company Data: Gaston Ash Pond

Sanitas™ v.9.6.27 Groundwater Stats Consulting. UG
Hollow symbols indicate censored values.

Exceeds Limit: GN-AP-MW-16, GN-AP-MW-17, GN-AP-MW-9

Prediction Limit

Interwell Non-parametric

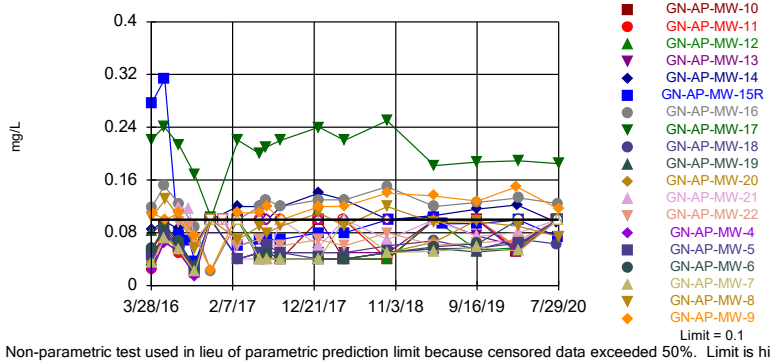

Non-parametric test used in lieu of parametric prediction limit because censored data exceeded 50%. Limit is highest of 30 background values. 70% NDs. Annual per-constituent alpha = 0.06466. Individual comparison alpha = 0.001758 (1 of 2). Comparing 19 points to limit.

Constituent: Fluoride Analysis Run 10/20/2020 1:34 PM View: Appendix III
Plant Gaston Client: Southern Company Data: Gaston Ash Pond

Sanitas™ v.9.6.27 Groundwater Stats Consulting. UG

Exceeds Limits: GN-AP-MW-12, GN-AP-MW-13, GN-AP-MW-14, GN-AP-MW-15R, GN-AP-MW-16, GN-AP-MW-17, GN-AP-MW-18...

Prediction Limit

Interwell Parametric

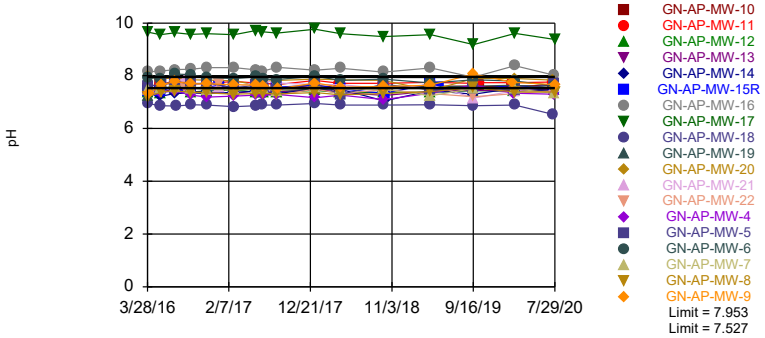

Background Data Summary: Mean=7.74, Std. Dev.=0.0924, n=30. Normality test: Shapiro Wilk @alpha = 0.01, calculated = 0.9277, critical = 0.9. Kappa = 2.307 (c=7, w=19, 1 of 2, event alpha = 0.05132). Report alpha = 0.007498. Individual comparison alpha = 0.000198. Comparing 19 points to limit.

Constituent: pH Analysis Run 10/20/2020 1:34 PM View: Appendix III

Plant Gaston Client: Southern Company Data: Gaston Ash Pond

Sanitas™ v.9.6.27 Groundwater Stats Consulting. UG

Hollow symbols indicate censored values.

Exceeds Limit: GN-AP-MW-11, GN-AP-MW-12, GN-AP-MW-14, GN-AP-MW-15R, GN-AP-MW-16, GN-AP-MW-17, GN-AP-MW-18...

Prediction Limit

Interwell Parametric

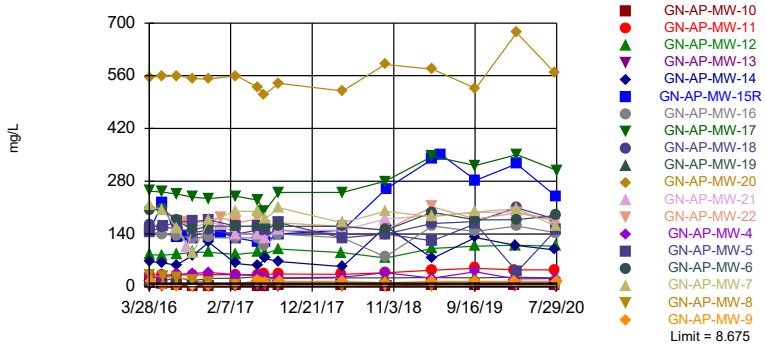

Background Data Summary (based on square root transformation): Mean=1.777, Std. Dev.=0.5014, n=28, 3.571% NDs. Normality test: Shapiro Wilk @alpha = 0.01, calculated = 0.937, critical = 0.896. Kappa = 2.33 (c=7, w=19, 1 of 2, event alpha = 0.05132). Report alpha = 0.007498. Individual comparison alpha = 0.000396. Comparing 19 points to limit.

Constituent: Sulfate Analysis Run 10/20/2020 1:34 PM View: Appendix III

Plant Gaston Client: Southern Company Data: Gaston Ash Pond

Sanitas™ v.9.6.27 Groundwater Stats Consulting. UG

Exceeds Limit: GN-AP-MW-11, GN-AP-MW-12, GN-AP-MW-13, GN-AP-MW-14, GN-AP-MW-15R, GN-AP-MW-16, GN-AP-MW-17,..

Prediction Limit

Interwell Parametric

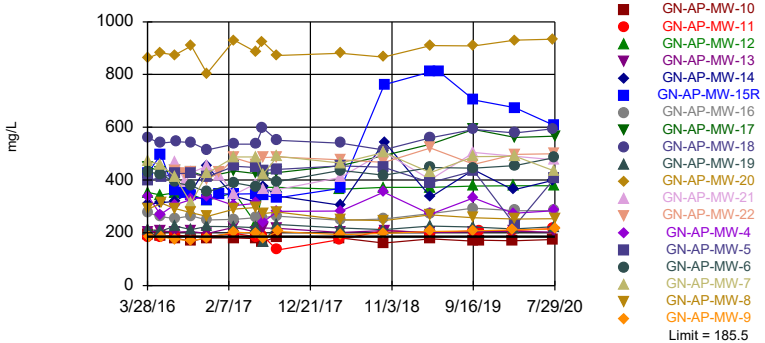

Background Data Summary: Mean=152.9, Std. Dev.=13.96, n=28. Normality test: Shapiro Wilk @alpha = 0.01, calculated = 0.921, critical = 0.896. Kappa = 2.33 (c=7, w=19, 1 of 2, event alpha = 0.05132). Report alpha = 0.007498. Individual comparison alpha = 0.000396. Comparing 19 points to limit.

Constituent: TDS Analysis Run 10/20/2020 1:34 PM View: Appendix III

Plant Gaston Client: Southern Company Data: Gaston Ash Pond

Prediction Limit

Constituent: Boron (mg/L) Analysis Run 10/20/2020 1:35 PM View: Appendix III

Plant Gaston Client: Southern Company Data: Gaston Ash Pond

	GN-AP-MW-19	GN-AP-MW-2 (bg)	GN-AP-MW-15R	GN-AP-MW-14	GN-AP-MW-3 (bg)	GN-AP-MW-17	GN-AP-MW-16	GN-AP-MW-18	GN-AP-MW-20
3/28/2016	0.0538 (J)	<0.1	0.103	<0.1	<0.1				
3/29/2016						3.04	1.32	1.33	3.48
3/30/2016									
4/4/2016									
5/17/2016				<0.1	<0.1	3.1	1.35	1.37	
5/18/2016	0.0252 (J)	<0.1							3.61
5/19/2016			0.169						
5/23/2016									
7/11/2016		<0.1	0.829	<0.1	<0.1				
7/12/2016									
7/13/2016	<0.1								3.7
7/14/2016						2.96	1.32		
7/18/2016								1.31	
8/22/2016			0.835						
9/12/2016									
9/13/2016	<0.1			<0.1		2.94	1.31		
9/14/2016		<0.1	0.838		<0.1			1.28	3.53
11/14/2016							1.34	1.31	3.51
11/15/2016			0.894	<0.1					
11/16/2016	<0.1	<0.1			<0.1	2.96			
1/3/2017			0.897						
2/27/2017	<0.1		0.897	<0.1					
2/28/2017						2.92	1.28	1.29	3.44
3/1/2017		<0.1			<0.1				
5/22/2017	<0.1		0.892						
5/23/2017		<0.1			<0.1				
5/24/2017				<0.1		2.66	1.24	1.17	3.31
6/19/2017		<0.1			<0.1	2.7	1.26	1.24	3.48
6/20/2017			0.91						
6/21/2017	<0.1			<0.1					
8/14/2017	<0.1		0.906			2.64	1.24	1.19	3.4
8/15/2017		<0.1		<0.1	<0.1				
8/16/2017									
4/16/2018									
4/17/2018									
4/19/2018	0.0258 (J)	<0.1	0.991	<0.1	<0.1	2.87	1.34	1.3	3.74
10/1/2018						2.83	1.29	1.26	3.73
10/2/2018	<0.1								
10/3/2018		<0.1			<0.1				
10/4/2018									
10/5/2018			4.34	<0.1					
4/1/2019	<0.1	<0.1							
4/2/2019					<0.1				
4/3/2019			4.18	<0.1		2.92	1.32	1.27	3.77
5/7/2019			4.13						
9/16/2019							1.4		
9/17/2019				<0.1	<0.1	3.25			
9/18/2019	<0.1	<0.1	3.47					1.47	4.12
2/17/2020									
2/18/2020	<0.1								
2/19/2020				<0.1	<0.1				
2/25/2020			3.13				1.39	1.38	4.14

Prediction Limit

Constituent: Boron (mg/L) Analysis Run 10/20/2020 1:35 PM View: Appendix III

Plant Gaston Client: Southern Company Data: Gaston Ash Pond

	GN-AP-MW-19	GN-AP-MW-2 (bg)	GN-AP-MW-15R	GN-AP-MW-14	GN-AP-MW-3 (bg)	GN-AP-MW-17	GN-AP-MW-16	GN-AP-MW-18	GN-AP-MW-20
2/26/2020						3.24			
7/22/2020								1.37	3.86
7/23/2020				<0.1					
7/27/2020	<0.1				<0.1				
7/28/2020			2.7				1.33		
7/29/2020						3.06			

Prediction Limit

Constituent: Boron (mg/L) Analysis Run 10/20/2020 1:35 PM View: Appendix III

Plant Gaston Client: Southern Company Data: Gaston Ash Pond

	GN-AP-MW-8	GN-AP-MW-13	GN-AP-MW-4	GN-AP-MW-5	GN-AP-MW-12	GN-AP-MW-6	GN-AP-MW-7	GN-AP-MW-10	GN-AP-MW-11
3/28/2016									
3/29/2016	0.161								
3/30/2016		<0.1	0.193	1.82	0.287	2.89	1.85	0.0291 (J)	0.112
4/4/2016									
5/17/2016			0.201					0.0466 (J)	
5/18/2016		<0.1			0.286				0.118
5/19/2016						2.84	1.66		
5/23/2016	0.197			2.11					
7/11/2016			0.375						
7/12/2016	0.17								
7/13/2016					0.299	2.41	1.58	0.0305 (J)	0.125
7/14/2016		<0.1		2.18					
7/18/2016									
8/22/2016									
9/12/2016		0.0762 (J)			0.302				
9/13/2016	0.114			2.13		2.06	0.674	<0.1	0.108
9/14/2016			0.507						
11/14/2016		<0.1			0.323				0.126
11/15/2016	0.0853 (J)			2.22		2.08	1.72	<0.1	
11/16/2016			0.655						
1/3/2017									
2/27/2017									
2/28/2017	0.0452 (J)	<0.1	0.364		0.336			<0.1	0.12
3/1/2017				2.24		2.25	1.84		
5/22/2017								<0.1	0.116
5/23/2017				2.2		2.11	1.69		
5/24/2017	0.113	<0.1	0.352		0.342				
6/19/2017								0.0204 (J)	0.12
6/20/2017	0.0853 (J)			2.2		2.5	1.75		
6/21/2017		<0.1	0.263		0.342				
8/14/2017		<0.1			0.359			0.0242 (J)	0.124
8/15/2017	0.0862 (J)		0.23	2.16		1.34	1.68		
8/16/2017									
4/16/2018					0.384			0.0466 (J)	0.163
4/17/2018	0.0649 (J)			2.22		2.74	1.81		
4/19/2018		<0.1	0.305						
10/1/2018	0.03 (J)			2.64					
10/2/2018								0.0228 (J)	
10/3/2018			0.952						
10/4/2018					0.503	2.38	2.34		0.206
10/5/2018		<0.1							
4/1/2019	0.0345 (J)								
4/2/2019			0.271	1.78		2.66	1.64		
4/3/2019		<0.1			0.401			<0.1	0.216
5/7/2019									
9/16/2019					0.423			<0.1	0.207
9/17/2019	0.0439 (J)	<0.1	0.619						
9/18/2019				2.31		2.68	2.16		
2/17/2020								<0.1	0.221
2/18/2020			0.281		0.433				
2/19/2020		<0.1							
2/25/2020	<0.1								

Prediction Limit

Constituent: Boron (mg/L) Analysis Run 10/20/2020 1:35 PM View: Appendix III

Plant Gaston Client: Southern Company Data: Gaston Ash Pond

	GN-AP-MW-8	GN-AP-MW-13	GN-AP-MW-4	GN-AP-MW-5	GN-AP-MW-12	GN-AP-MW-6	GN-AP-MW-7	GN-AP-MW-10	GN-AP-MW-11
2/26/2020				0.84		2.94	1.99		
7/22/2020								<0.1	0.205
7/23/2020									
7/27/2020		<0.1	0.3		0.444				
7/28/2020				2.05		2.79	1.81		
7/29/2020	<0.1								

Prediction Limit

Constituent: Boron (mg/L) Analysis Run 10/20/2020 1:35 PM View: Appendix III

Plant Gaston Client: Southern Company Data: Gaston Ash Pond

	GN-AP-MW-9	GN-AP-MW-21	GN-AP-MW-22
3/28/2016			
3/29/2016			
3/30/2016			
4/4/2016	<0.1		
5/17/2016			
5/18/2016			
5/19/2016			
5/23/2016	<0.1		
7/11/2016			
7/12/2016	<0.1		
7/13/2016		1.63	
7/14/2016			1.73
7/18/2016			
8/22/2016		1.32	1.66
9/12/2016			
9/13/2016	<0.1	1.85	1.85
9/14/2016			
11/14/2016			
11/15/2016	0.0256 (J)	2.12	2.09
11/16/2016			
1/3/2017		2.01	1.89
2/27/2017			
2/28/2017	0.021 (J)		
3/1/2017		1.47	1.88
5/22/2017			
5/23/2017		1.41	1.87
5/24/2017	<0.1		
6/19/2017			
6/20/2017	<0.1	1.38	1.88
6/21/2017			
8/14/2017			
8/15/2017		2.04	1.87
8/16/2017	<0.1 (U*)		
4/16/2018			
4/17/2018	0.0386 (J)	1.66	2.04
4/19/2018			
10/1/2018	<0.1		
10/2/2018			
10/3/2018			
10/4/2018		2.58	2.22
10/5/2018			
4/1/2019	<0.1		
4/2/2019		1.5	2.03
4/3/2019			
5/7/2019			
9/16/2019			
9/17/2019	<0.1		
9/18/2019		2.51	2.1
2/17/2020	<0.1		
2/18/2020			
2/19/2020			
2/25/2020			

Prediction Limit

Constituent: Boron (mg/L) Analysis Run 10/20/2020 1:35 PM View: Appendix III

Plant Gaston Client: Southern Company Data: Gaston Ash Pond

	GN-AP-MW-9	GN-AP-MW-21	GN-AP-MW-22
2/26/2020		2.28	2.15
7/22/2020			
7/23/2020			
7/27/2020			
7/28/2020		1.84	1.97
7/29/2020	<0.1		

Prediction Limit

Constituent: Calcium (mg/L) Analysis Run 10/20/2020 1:35 PM View: Appendix III

Plant Gaston Client: Southern Company Data: Gaston Ash Pond

	GN-AP-MW-19	GN-AP-MW-2 (bg)	GN-AP-MW-15R	GN-AP-MW-14	GN-AP-MW-3 (bg)	GN-AP-MW-17	GN-AP-MW-16	GN-AP-MW-18	GN-AP-MW-20
3/28/2016	46	34.2	79.7	124	31.6				
3/29/2016						77.4	43.2	104	163
3/30/2016									
4/4/2016									
5/17/2016				74.6	29.6	70.3	41.4	110	
5/18/2016	42.9	32.6							160
5/19/2016			91.5						
5/23/2016									
7/11/2016		32.5	38.1	68.9	30				
7/12/2016									
7/13/2016	43.1								158
7/14/2016						73	41.9		
7/18/2016								109	
8/22/2016			37.3						
9/12/2016									
9/13/2016	44.1			80.3		70.7	39.6		
9/14/2016		32.1	36.5		30.6			101	156
11/14/2016							41	105	156
11/15/2016			36.8	102					
11/16/2016	42.7	33.4			30.4	51.7			
1/3/2017			38						
2/27/2017	43.1		36.8	77.9					
2/28/2017						73.1	41.8	108	150
3/1/2017		33.3			<0.5 (o)				
5/22/2017	41.9		36.9						
5/23/2017		32.7			30.1				
5/24/2017				72.9		70.6	39.8	102	150
6/19/2017		32.6			29.9	67.7	40.2	107	153
6/20/2017			36.9						
6/21/2017	41.8			80					
8/14/2017	43		39.5			72.8	41.3	105	159
8/15/2017		31.5		72.1	28.1				
8/16/2017									
4/16/2018									
4/17/2018									
4/19/2018	43.2	34.2	43.4	59.6	31.2	80.8	42.3	113	192
10/1/2018						102	41.5	123	184
10/2/2018	43.8								
10/3/2018		38.6			32.3				
10/4/2018									
10/5/2018			163	123					
4/1/2019	45.6	35.8							
4/2/2019					31.6				
4/3/2019			209	63.1		116	45.7	139	206
5/7/2019			175						
9/16/2019							61.3		
9/17/2019				74.9	31.7	131			
9/18/2019	45.6	35	139					126	172
2/17/2020									
2/18/2020	45.5								
2/19/2020				69.9	32.3				
2/25/2020			120				50	119	178

Prediction Limit

Constituent: Calcium (mg/L) Analysis Run 10/20/2020 1:35 PM View: Appendix III

Plant Gaston Client: Southern Company Data: Gaston Ash Pond

	GN-AP-MW-19	GN-AP-MW-2 (bg)	GN-AP-MW-15R	GN-AP-MW-14	GN-AP-MW-3 (bg)	GN-AP-MW-17	GN-AP-MW-16	GN-AP-MW-18	GN-AP-MW-20
2/26/2020						102			
7/22/2020								117	161
7/23/2020				88.6					
7/27/2020	42.6				31				
7/28/2020			102				48.1		
7/29/2020						103			

Prediction Limit

Constituent: Calcium (mg/L) Analysis Run 10/20/2020 1:35 PM View: Appendix III

Plant Gaston Client: Southern Company Data: Gaston Ash Pond

	GN-AP-MW-8	GN-AP-MW-13	GN-AP-MW-4	GN-AP-MW-5	GN-AP-MW-12	GN-AP-MW-6	GN-AP-MW-7	GN-AP-MW-10	GN-AP-MW-11
3/28/2016									
3/29/2016	58.2								
3/30/2016		46.6	53.6	68.3	63.4	75.7	96.4	38.2	36.4
4/4/2016									
5/17/2016			50.5					33.9	
5/18/2016		46.1			57.5				34.7
5/19/2016						69.7	84.5		
5/23/2016	52.1			63.1					
7/11/2016			56.5						
7/12/2016	53.6								
7/13/2016					62.9	62.7	84	36.7	36.4
7/14/2016		45.6		67.7					
7/18/2016									
8/22/2016									
9/12/2016		44.1			60.1				
9/13/2016	53			67.8		48.3	58.2	38.1	35.6
9/14/2016			58						
11/14/2016		46			61.4				36.2
11/15/2016	51.5			68.4		51.8	87.9	38	
11/16/2016			61.8						
1/3/2017									
2/27/2017									
2/28/2017	51.4	45	56.8		62.6			39.4	35.4
3/1/2017				71.8		58.4	96.8		
5/22/2017								37.4	34.4
5/23/2017				70.6		54.8	88		
5/24/2017	50.8	44.3	55.5		62.3				
6/19/2017								37.4	34.8
6/20/2017	49.8			73.8		67.9	87.5		
6/21/2017		44.7	51		63				
8/14/2017		43.5			60.6			36.4	34.6
8/15/2017	51.6		48.9	65.7		52.5	89.4		
8/16/2017									
4/16/2018					64.6			38.7	37.4
4/17/2018	52.2			90		77.1	100		
4/19/2018		45.8	56.5						
10/1/2018	50.8			79.6					
10/2/2018								39.7	
10/3/2018			73.5						
10/4/2018					74.5	61.2	106		40.8
10/5/2018		46.8							
4/1/2019	50.5								
4/2/2019			56.9	69.8		80.1	115		
4/3/2019		46.9			67.8			40	44.1
5/7/2019									
9/16/2019					69.5			39.1	40.2
9/17/2019	54.5	48.3	69.3						
9/18/2019				79.9		83.9	99.1		
2/17/2020								39.7	41
2/18/2020			55.8		73.1				
2/19/2020		46.7							
2/25/2020	54.7								

Prediction Limit

Constituent: Calcium (mg/L) Analysis Run 10/20/2020 1:35 PM View: Appendix III

Plant Gaston Client: Southern Company Data: Gaston Ash Pond

	GN-AP-MW-8	GN-AP-MW-13	GN-AP-MW-4	GN-AP-MW-5	GN-AP-MW-12	GN-AP-MW-6	GN-AP-MW-7	GN-AP-MW-10	GN-AP-MW-11
2/26/2020				46.8		83.1	95.8		
7/22/2020								38.5	39
7/23/2020									
7/27/2020		45.5	57		65.7				
7/28/2020				67.8		82.5	84.9		
7/29/2020	49.4								

Prediction Limit

Constituent: Calcium (mg/L) Analysis Run 10/20/2020 1:35 PM View: Appendix III

Plant Gaston Client: Southern Company Data: Gaston Ash Pond

	GN-AP-MW-9	GN-AP-MW-21	GN-AP-MW-22
3/28/2016			
3/29/2016			
3/30/2016			
4/4/2016	32.3		
5/17/2016			
5/18/2016			
5/19/2016			
5/23/2016	31.3		
7/11/2016			
7/12/2016	31.6		
7/13/2016		66.6	
7/14/2016			61.5
7/18/2016			
8/22/2016		52.8	71.3
9/12/2016			
9/13/2016	31.2	68	70.3
9/14/2016			
11/14/2016			
11/15/2016	31.5	75.2	69
11/16/2016			
1/3/2017		80.9	77.4
2/27/2017			
2/28/2017	29.7		
3/1/2017		58	77.4
5/22/2017			
5/23/2017		56.3	76.6
5/24/2017	30.4		
6/19/2017			
6/20/2017	30.8	56.8	83.6
6/21/2017			
8/14/2017			
8/15/2017		54.5	81.8
8/16/2017	30.5		
4/16/2018			
4/17/2018	32.9	64.5	94.1
4/19/2018			
10/1/2018	32.4		
10/2/2018			
10/3/2018			
10/4/2018		102	99.5
10/5/2018			
4/1/2019	32.3		
4/2/2019		61.1	134
4/3/2019			
5/7/2019			
9/16/2019			
9/17/2019	32.7		
9/18/2019		98.3	102
2/17/2020	33.2		
2/18/2020			
2/19/2020			
2/25/2020			

Prediction Limit

Constituent: Calcium (mg/L) Analysis Run 10/20/2020 1:35 PM View: Appendix III

Plant Gaston Client: Southern Company Data: Gaston Ash Pond

	GN-AP-MW-9	GN-AP-MW-21	GN-AP-MW-22
2/26/2020		95.5	95.9
7/22/2020			
7/23/2020			
7/27/2020			
7/28/2020		80.8	92.3
7/29/2020	32.4		

Prediction Limit

Constituent: Chloride (mg/L) Analysis Run 10/20/2020 1:35 PM View: Appendix III

Plant Gaston Client: Southern Company Data: Gaston Ash Pond

	GN-AP-MW-19	GN-AP-MW-2 (bg)	GN-AP-MW-15R	GN-AP-MW-14	GN-AP-MW-3 (bg)	GN-AP-MW-17	GN-AP-MW-16	GN-AP-MW-18	GN-AP-MW-20
3/28/2016	9.86	1.73	21.9	2.11	2.48				
3/29/2016						14.7	10.8	11.1	17.2
3/30/2016									
4/4/2016									
5/17/2016				2.38	1.9	13.8	10	10.3	
5/18/2016	9.4	1.4							16.2
5/19/2016			20.9						
5/23/2016									
7/11/2016		1.73	23	2.42	1.93				
7/12/2016									
7/13/2016	10.3								16.2
7/14/2016						13.8	10.1		
7/18/2016								10.3	
8/22/2016			23.3						
9/12/2016									
9/13/2016	9.68			2.34		14.1	10.4		
9/14/2016		2.24	23.6		1.77			10.3	16.2
11/14/2016							10.4	10.3	16.1
11/15/2016			23.8	2.55					
11/16/2016	10.2	3.57			1.98	14.2			
1/3/2017			24.1						
2/27/2017	12		27	5.8					
2/28/2017						17	12	12	18
3/1/2017		3.4			2.3				
5/22/2017	12		28						
5/23/2017		2.4			2.2				
5/24/2017				5.9		17	12	13	18
6/19/2017		1.9 (J)			1.7 (J)	16	11	12	18
6/20/2017			27						
6/21/2017	12			3.6					
8/14/2017	12		27			17	12	12	18
8/15/2017		5.4		4.9	2.1				
8/16/2017									
4/16/2018									
4/17/2018									
4/19/2018	11	1.8 (J)	32	6.5	1.7 (J)	21	12	12	17
10/1/2018						30	14	13	19
10/2/2018	<2								
10/3/2018		<2			1.7 (J)				
10/4/2018									
10/5/2018			120	3.5					
4/1/2019	11.9	1.36							
4/2/2019					1.65				
4/3/2019			156	5.72		38	15.9	12.1	17.9
5/7/2019			180						
9/16/2019							20.4		
9/17/2019				4.16	1.93	43.2			
9/18/2019	11.6	1.53	142					12.2	18.7
2/17/2020									
2/18/2020	11.4								
2/19/2020				4.9	1.81				
2/25/2020			138				17.7	12.2	19

Prediction Limit

Constituent: Chloride (mg/L) Analysis Run 10/20/2020 1:35 PM View: Appendix III

Plant Gaston Client: Southern Company Data: Gaston Ash Pond

	GN-AP-MW-19	GN-AP-MW-2 (bg)	GN-AP-MW-15R	GN-AP-MW-14	GN-AP-MW-3 (bg)	GN-AP-MW-17	GN-AP-MW-16	GN-AP-MW-18	GN-AP-MW-20
2/26/2020						27.7			
7/22/2020								12.3	19.3
7/23/2020				3.1					
7/27/2020	12.1				1.83				
7/28/2020			110				17.4		
7/29/2020						26.5			

Prediction Limit

Constituent: Chloride (mg/L) Analysis Run 10/20/2020 1:35 PM View: Appendix III

Plant Gaston Client: Southern Company Data: Gaston Ash Pond

	GN-AP-MW-8	GN-AP-MW-13	GN-AP-MW-4	GN-AP-MW-5	GN-AP-MW-12	GN-AP-MW-6	GN-AP-MW-7	GN-AP-MW-10	GN-AP-MW-11
3/28/2016									
3/29/2016	5.14								
3/30/2016		4.69	12.9	31.9	21.4	30.8	16.9	4.59	6.36
4/4/2016									
5/17/2016			12					3.94	
5/18/2016		4.35			19.6				5.93
5/19/2016						28.7	14.9		
5/23/2016	5.03			29.4					
7/11/2016			20.3						
7/12/2016	4.66								
7/13/2016					19.6	24.8	12.6	3.32	5.93
7/14/2016		4.33		29.5					
7/18/2016									
8/22/2016									
9/12/2016		4.4			19.7				
9/13/2016	3.98			30.8		21.7	8.09	2.91	5.92
9/14/2016			27.3						
11/14/2016		4.76			19.7				5.95
11/15/2016	3.71			30.7		25.9	14.3	2.75	
11/16/2016			37.1						
1/3/2017									
2/27/2017									
2/28/2017	5.2	6.1	27		22			3.2	6.7
3/1/2017				40		29	18		
5/22/2017								3.7	7.1
5/23/2017				40		28	19		
5/24/2017	5.4	5.4	28		22				
6/19/2017								3.7	6.2
6/20/2017	5			44		40	18		
6/21/2017		5.2	20		21				
8/14/2017		5.6			21			3.1	6.7
8/15/2017	4.6		17	36		32	18		
8/16/2017									
4/16/2018					20			3.3	6.2
4/17/2018	3.6			63		52	16		
4/19/2018		4.6	21						
10/1/2018	3.9			49					
10/2/2018								2.6	
10/3/2018			21						
10/4/2018					21	50	25		6.9
10/5/2018		5.1							
4/1/2019	3.9								
4/2/2019			18.3	39.9		66	15.7		
4/3/2019		4.85			19.7			2.7	6.35
5/7/2019									
9/16/2019					19.8			2.54	6.49
9/17/2019	3.96	4.83	37.5						
9/18/2019				42.8		65.3	29.5		
2/17/2020								2.61	6.66
2/18/2020			19.6		19.6				
2/19/2020		5.02							
2/25/2020	3.81								

Prediction Limit

Constituent: Chloride (mg/L) Analysis Run 10/20/2020 1:35 PM View: Appendix III

Plant Gaston Client: Southern Company Data: Gaston Ash Pond

	GN-AP-MW-8	GN-AP-MW-13	GN-AP-MW-4	GN-AP-MW-5	GN-AP-MW-12	GN-AP-MW-6	GN-AP-MW-7	GN-AP-MW-10	GN-AP-MW-11
2/26/2020				17.5		69.7	28		
7/22/2020								2.53	6.75
7/23/2020									
7/27/2020		5.2	20.2		19.8				
7/28/2020				44.2		64.2	22.3		
7/29/2020	3.77								

Prediction Limit

Constituent: Chloride (mg/L) Analysis Run 10/20/2020 1:35 PM View: Appendix III

Plant Gaston Client: Southern Company Data: Gaston Ash Pond

	GN-AP-MW-9	GN-AP-MW-21	GN-AP-MW-22
3/28/2016			
3/29/2016			
3/30/2016			
4/4/2016	5.89		
5/17/2016			
5/18/2016			
5/19/2016			
5/23/2016	5.2		
7/11/2016			
7/12/2016	5.71		
7/13/2016		34.8	
7/14/2016			26.9
7/18/2016			
8/22/2016		25.1	37.6
9/12/2016			
9/13/2016	5.88	34.1	30
9/14/2016			
11/14/2016			
11/15/2016	6.04	40.1	22.7
11/16/2016			
1/3/2017		38.5	26.5
2/27/2017			
2/28/2017	8.6		
3/1/2017		23	56
5/22/2017			
5/23/2017		21	48
5/24/2017	9.3		
6/19/2017			
6/20/2017	7.8	22	58
6/21/2017			
8/14/2017			
8/15/2017		21	61
8/16/2017	7.6		
4/16/2018			
4/17/2018	7.5	29	61
4/19/2018			
10/1/2018	8.9		
10/2/2018			
10/3/2018			
10/4/2018		58	61
10/5/2018			
4/1/2019	8.42		
4/2/2019		27	67.3
4/3/2019			
5/7/2019			
9/16/2019			
9/17/2019	8.59		
9/18/2019		64	46.3
2/17/2020	8.74		
2/18/2020			
2/19/2020			
2/25/2020			

Prediction Limit

Constituent: Chloride (mg/L) Analysis Run 10/20/2020 1:35 PM View: Appendix III

Plant Gaston Client: Southern Company Data: Gaston Ash Pond

	GN-AP-MW-9	GN-AP-MW-21	GN-AP-MW-22
2/26/2020		56.3	62.2
7/22/2020			
7/23/2020			
7/27/2020			
7/28/2020		47	66.1
7/29/2020	8.93		

Prediction Limit

Constituent: Fluoride (mg/L) Analysis Run 10/20/2020 1:35 PM View: Appendix III

Plant Gaston Client: Southern Company Data: Gaston Ash Pond

	GN-AP-MW-19	GN-AP-MW-2 (bg)	GN-AP-MW-15R	GN-AP-MW-3 (bg)	GN-AP-MW-14	GN-AP-MW-18	GN-AP-MW-17	GN-AP-MW-16	GN-AP-MW-20
3/28/2016	0.083 (J)	0.028 (J)	0.276 (J)	0.032 (J)	0.084 (J)				
3/29/2016						0.04 (J)	0.221 (J)	0.118 (J)	0.035 (J)
3/30/2016									
4/4/2016									
5/17/2016				0.068 (J)	0.098 (J)	0.079 (J)	0.241 (J)	0.151 (J)	
5/18/2016	0.092 (J)	0.064 (J)							0.076 (J)
5/19/2016			0.313						
5/23/2016									
7/11/2016		0.054 (J)	0.076 (J)	0.057 (J)	0.086 (J)				
7/12/2016									
7/13/2016	0.064 (J)								0.053 (J)
7/14/2016							0.213 (J)	0.124 (J)	
7/18/2016						0.058 (J)			
8/22/2016			0.067 (J)						
9/12/2016									
9/13/2016	0.03 (J)				0.061 (J)		0.168 (J)	0.089 (J)	
9/14/2016		0.016 (J)	0.036 (J)	0.017 (J)		0.025 (J)			0.022 (J)
11/14/2016						<0.1		0.022 (J)	<0.1
11/15/2016			<0.1		<0.1				
11/16/2016	<0.1	<0.1		<0.1			0.103 (J)		
1/3/2017			<0.1						
2/27/2017	<0.1		0.06 (J)		0.12				
2/28/2017						0.04 (J)	0.22	0.1	<0.1
3/1/2017		<0.1		<0.1					
5/22/2017	0.04 (J)		0.07 (J)						
5/23/2017		<0.1		<0.1					
5/24/2017					0.12	0.05 (J)	0.2	0.12	0.04 (J)
6/19/2017		<0.1		<0.1		0.05 (J)	0.21	0.13	0.04 (J)
6/20/2017			0.07 (J)						
6/21/2017	0.05 (J)				0.1				
8/14/2017	0.04 (J)		0.07 (J)			0.05 (J)	0.22	0.12	0.04 (J)
8/15/2017		<0.1		<0.1	0.12				
8/16/2017									
1/9/2018			0.08 (J)		0.14	0.05 (J)	0.24	0.13	0.04 (J)
1/10/2018	0.04 (J)	<0.1		<0.1					
4/16/2018									
4/17/2018									
4/19/2018	0.04 (J)	<0.1	0.08 (J)	<0.1	0.13	0.05 (J)	0.22	0.13	0.04 (J)
10/1/2018						0.06 (J)	0.25	0.15	0.05 (J)
10/2/2018	0.05 (J)								
10/3/2018		0.04 (J)		<0.1					
10/4/2018									
10/5/2018			0.1		0.1				
4/1/2019	0.0563 (J)	<0.1							
4/2/2019				<0.1					
4/3/2019			0.104		0.106	0.0678 (J)	0.182	0.12	0.0657 (J)
5/7/2019			0.0937 (J)						
9/16/2019								0.126	
9/17/2019				<0.1	0.116		0.187		
9/18/2019	0.0507 (J)	<0.1	0.094 (J)			0.0551 (J)			<0.1
2/17/2020									
2/18/2020	0.0557 (J)								

Prediction Limit

Constituent: Fluoride (mg/L) Analysis Run 10/20/2020 1:35 PM View: Appendix III

Plant Gaston Client: Southern Company Data: Gaston Ash Pond

	GN-AP-MW-19	GN-AP-MW-2 (bg)	GN-AP-MW-15R	GN-AP-MW-3 (bg)	GN-AP-MW-14	GN-AP-MW-18	GN-AP-MW-17	GN-AP-MW-16	GN-AP-MW-20
2/19/2020				<0.1	0.122				
2/25/2020			0.0995 (J)			0.0701 (J)		0.133	0.0566 (J)
2/26/2020							0.189		
7/22/2020						0.0628 (J)			<0.1
7/23/2020					0.0954 (J)				
7/27/2020	<0.1			<0.1					
7/28/2020			0.0738 (J)					0.124	
7/29/2020							0.185		

Prediction Limit

Constituent: Fluoride (mg/L) Analysis Run 10/20/2020 1:35 PM View: Appendix III

Plant Gaston Client: Southern Company Data: Gaston Ash Pond

	GN-AP-MW-8	GN-AP-MW-4	GN-AP-MW-13	GN-AP-MW-5	GN-AP-MW-6	GN-AP-MW-12	GN-AP-MW-7	GN-AP-MW-10	GN-AP-MW-11
3/28/2016									
3/29/2016	0.104 (J)								
3/30/2016		0.023 (J)	0.042 (J)	0.048 (J)	0.056 (J)	0.039 (J)	0.034 (J)	0.052 (J)	0.026 (J)
4/4/2016									
5/17/2016		0.065 (J)						0.088 (J)	
5/18/2016			0.08 (J)			0.078 (J)			0.068 (J)
5/19/2016					0.09 (J)		0.072 (J)		
5/23/2016	0.131 (J)			0.076 (J)					
7/11/2016		0.054 (J)							
7/12/2016	0.105 (J)								
7/13/2016					0.067 (J)	0.058 (J)	0.054 (J)	0.06 (J)	0.049 (J)
7/14/2016			0.06 (J)	0.058 (J)					
7/18/2016									
8/22/2016									
9/12/2016			0.028 (J)			0.023 (J)			
9/13/2016	0.057 (J)			0.025 (J)	0.026 (J)		0.021 (J)	0.019 (J)	0.018 (J)
9/14/2016		0.014 (J)							
11/14/2016			<0.1			<0.1			<0.1
11/15/2016	<0.1			<0.1	<0.1		<0.1	<0.1	
11/16/2016		<0.1							
1/3/2017									
2/27/2017									
2/28/2017	0.07 (J)	<0.1	0.04 (J)			<0.1		<0.1	<0.1
3/1/2017				0.04 (J)	<0.1		<0.1		
5/22/2017								0.04 (J)	<0.1
5/23/2017				0.05 (J)	0.04 (J)		0.04 (J)		
5/24/2017	0.09 (J)	<0.1	0.05 (J)			0.05 (J)			
6/19/2017								0.04 (J)	<0.1
6/20/2017	0.08 (J)			0.06 (J)	0.05 (J)		0.04 (J)		
6/21/2017		<0.1	0.05 (J)			0.05 (J)			
8/14/2017			0.05 (J)			0.04 (J)		0.04 (J)	<0.1
8/15/2017	0.09 (J)	<0.1		0.05 (J)	0.04 (J)		0.04 (J)		
8/16/2017									
1/9/2018			0.05 (J)	0.04 (J)		0.04 (J)			<0.1
1/10/2018	0.11	<0.1			0.04 (J)		0.04 (J)	<0.1	
4/16/2018						0.04 (J)		0.04 (J)	<0.1
4/17/2018	0.09 (J)			0.04 (J)	0.04 (J)		<0.1		
4/19/2018		<0.1	0.05 (J)						
10/1/2018	0.12			0.05 (J)					
10/2/2018								0.04 (J)	
10/3/2018		<0.1							
10/4/2018					0.05 (J)	0.04 (J)	0.05 (J)		0.04 (J)
10/5/2018			0.05 (J)						
4/1/2019	0.0956 (J)								
4/2/2019		<0.1		0.0555 (J)	0.0586 (J)		0.052 (J)		
4/3/2019			<0.1			<0.1		<0.1	<0.1
5/7/2019									
9/16/2019						0.0538 (J)		<0.1	<0.1
9/17/2019	0.0971 (J)	<0.1	0.0753 (J)						
9/18/2019				0.0568 (J)	0.0634 (J)		0.0578 (J)		
2/17/2020								0.051 (J)	0.0546 (J)
2/18/2020		0.0506 (J)				0.0571 (J)			

Prediction Limit

Constituent: Fluoride (mg/L) Analysis Run 10/20/2020 1:35 PM View: Appendix III

Plant Gaston Client: Southern Company Data: Gaston Ash Pond

	GN-AP-MW-8	GN-AP-MW-4	GN-AP-MW-13	GN-AP-MW-5	GN-AP-MW-6	GN-AP-MW-12	GN-AP-MW-7	GN-AP-MW-10	GN-AP-MW-11
2/19/2020			0.06 (J)						
2/25/2020	0.0898 (J)								
2/26/2020				0.0647 (J)	<0.1		0.0523 (J)		
7/22/2020								<0.1	<0.1
7/23/2020									
7/27/2020		<0.1	<0.1			<0.1			
7/28/2020				<0.1	<0.1		<0.1		
7/29/2020	0.0742 (J)								

Prediction Limit

Constituent: Fluoride (mg/L) Analysis Run 10/20/2020 1:35 PM View: Appendix III

Plant Gaston Client: Southern Company Data: Gaston Ash Pond

	GN-AP-MW-9	GN-AP-MW-21	GN-AP-MW-22
3/28/2016			
3/29/2016			
3/30/2016			
4/4/2016	0.109 (J)		
5/17/2016			
5/18/2016			
5/19/2016			
5/23/2016	0.1 (J)		
7/11/2016			
7/12/2016	0.11 (J)		
7/13/2016		0.118 (J)	
7/14/2016			0.096 (J)
7/18/2016			
8/22/2016		0.117 (J)	0.088 (J)
9/12/2016			
9/13/2016	0.075 (J)	0.068 (J)	0.054 (J)
9/14/2016			
11/14/2016			
11/15/2016	0.023 (J)	<0.1	<0.1
11/16/2016			
1/3/2017		<0.1	<0.1
2/27/2017			
2/28/2017	0.11		
3/1/2017		0.04 (J)	0.06 (J)
5/22/2017			
5/23/2017		0.04 (J)	0.07 (J)
5/24/2017	0.11		
6/19/2017			
6/20/2017	0.12	0.04 (J)	0.06 (J)
6/21/2017			
8/14/2017			
8/15/2017		<0.1	0.06 (J)
8/16/2017	<0.1 (U*)		
1/9/2018			0.07 (J)
1/10/2018	0.12	0.06 (J)	
4/16/2018			
4/17/2018	0.12	<0.1	0.06 (J)
4/19/2018			
10/1/2018	0.14		
10/2/2018			
10/3/2018			
10/4/2018		0.07 (J)	0.08 (J)
10/5/2018			
4/1/2019	0.136		
4/2/2019		<0.1	0.0613 (J)
4/3/2019			
5/7/2019			
9/16/2019			
9/17/2019	0.128		
9/18/2019		0.0749 (J)	0.065 (J)
2/17/2020	0.15		
2/18/2020			

Prediction Limit

Constituent: Fluoride (mg/L) Analysis Run 10/20/2020 1:35 PM View: Appendix III

Plant Gaston Client: Southern Company Data: Gaston Ash Pond

	GN-AP-MW-9	GN-AP-MW-21	GN-AP-MW-22
2/19/2020			
2/25/2020			
2/26/2020		0.0804 (J)	0.0687 (J)
7/22/2020			
7/23/2020			
7/27/2020			
7/28/2020		<0.1	<0.1
7/29/2020	0.116		

Prediction Limit

Constituent: pH (pH) Analysis Run 10/20/2020 1:35 PM View: Appendix III

Plant Gaston Client: Southern Company Data: Gaston Ash Pond

	GN-AP-MW-14	GN-AP-MW-15R	GN-AP-MW-19	GN-AP-MW-2 (bg)	GN-AP-MW-3 (bg)	GN-AP-MW-17	GN-AP-MW-18	GN-AP-MW-20	GN-AP-MW-16
3/28/2016	7.34	7.43	7.24	7.79	7.82				
3/29/2016						9.66	6.95	7.96	8.15
3/30/2016									
4/4/2016									
5/17/2016	7.22				7.79	9.56	6.87		8.18
5/18/2016			7.5	7.73				7.88	
5/19/2016		7.43							
5/23/2016									
7/11/2016	7.32	7.58		7.99	7.96				
7/12/2016									
7/13/2016			7.63					7.92	
7/14/2016						9.63			8.23
7/18/2016							6.85		
8/22/2016		7.56							
9/12/2016									
9/13/2016	7.35		7.53			9.57			8.25
9/14/2016		7.52		7.75	7.79		6.9	7.85	
11/14/2016							6.89	7.84	8.31
11/15/2016	7.32	7.57							
11/16/2016			7.55	7.64	7.72	9.59			
1/3/2017		7.62							
2/27/2017	7.38	7.52	7.53						
2/28/2017						9.56	6.83	7.81	8.31
3/1/2017				7.65	7.68				
5/22/2017		7.52	7.5						
5/23/2017				7.67	7.69				
5/24/2017	7.41					9.71	6.87	7.65	8.22
6/19/2017				7.65	7.67	9.67	6.89	7.79	8.18
6/20/2017		7.46							
6/21/2017	7.26		7.51						
8/14/2017		7.57	7.43			9.62	6.89	7.82	8.32
8/15/2017	7.33			7.69	7.73				
8/16/2017									
1/9/2018	7.5	7.64				9.77	6.95	7.87	8.21
1/10/2018			7.5	7.8	7.84				
4/16/2018									
4/17/2018									
4/19/2018	7.48	7.51	7.5	7.54	7.69	9.59	6.89	7.85	8.28
10/1/2018						9.48	6.89	7.82	8.14
10/2/2018			7.57						
10/3/2018				7.68	7.7				
10/4/2018									
10/5/2018	7.05	7.33							
4/1/2019			7.58	7.76					
4/2/2019					7.8				
4/3/2019	7.43	7.7				9.56	6.9	7.45	8.3
5/7/2019		7.57							
9/16/2019									7.94
9/17/2019	7.3				7.8	9.18			
9/18/2019		7.5	7.6	7.69			6.86	7.9	
10/8/2019									
2/17/2020									

Prediction Limit

Constituent: pH (pH) Analysis Run 10/20/2020 1:35 PM View: Appendix III

Plant Gaston Client: Southern Company Data: Gaston Ash Pond

	GN-AP-MW-14	GN-AP-MW-15R	GN-AP-MW-19	GN-AP-MW-2 (bg)	GN-AP-MW-3 (bg)	GN-AP-MW-17	GN-AP-MW-18	GN-AP-MW-20	GN-AP-MW-16
2/18/2020			7.64						
2/19/2020	7.52				7.8				
2/25/2020		7.64					6.89	7.9	8.38
2/26/2020						9.61			
7/22/2020							6.54	7.84	
7/23/2020	7.44								
7/27/2020			7.56		7.69				
7/28/2020		7.5							8.02
7/29/2020						9.38			

Prediction Limit

Constituent: pH (pH) Analysis Run 10/20/2020 1:35 PM View: Appendix III

Plant Gaston Client: Southern Company Data: Gaston Ash Pond

	GN-AP-MW-8	GN-AP-MW-12	GN-AP-MW-5	GN-AP-MW-4	GN-AP-MW-11	GN-AP-MW-10	GN-AP-MW-6	GN-AP-MW-13	GN-AP-MW-7
3/28/2016									
3/29/2016	7.2								
3/30/2016		7.39	7.61	7.31	7.63	7.45	7.95	7.27	7.45
4/4/2016									
5/17/2016				7.35		7.68			
5/18/2016		7.34			7.64			7.37	
5/19/2016							7.88		7.5
5/23/2016	7.39		7.68						
7/11/2016				7.43					
7/12/2016	7.43								
7/13/2016		7.52			7.84	7.71	8.07		7.58
7/14/2016			7.79					7.51	
7/18/2016									
8/22/2016									
9/12/2016		7.39						7.39	
9/13/2016	7.38		7.69		7.69	7.53	8.04		7.53
9/14/2016				7.26					
11/14/2016		7.42			7.7			7.37	
11/15/2016	7.35		7.72			7.53	7.93		7.48
11/16/2016				7.19					
1/3/2017									
2/27/2017									
2/28/2017	7.3	7.46		7.23	7.79	7.58		7.32	
3/1/2017			7.55				7.89		7.46
5/22/2017					7.72	7.51			
5/23/2017			7.64				7.96		7.51
5/24/2017	7.33	7.39		7.26				7.44	
6/19/2017					7.73	7.53			
6/20/2017	7.33		7.5				7.87		7.52
6/21/2017		7.36		7.26				7.39	
8/14/2017		7.36			7.67	7.52		7.39	
8/15/2017	7.31		7.46	7.29			7.86		7.43
8/16/2017									
1/9/2018		7.45	7.71		7.82			7.5	
1/10/2018	7.36			7.17		7.64	7.98		7.57
4/16/2018		7.36			7.71	7.54			
4/17/2018	7.28		7.29				7.82		7.5
4/19/2018				7.27				7.38	
10/1/2018	7.33		7.68						
10/2/2018						7.54			
10/3/2018				7.09					
10/4/2018		7.37			7.71		7.87		7.49
10/5/2018								7.25	
4/1/2019	7.4								
4/2/2019			7.47	7.34			7.73		7.24
4/3/2019		7.37			7.75	7.6		7.41	
5/7/2019									
9/16/2019		7.44			7.71	7.6			
9/17/2019	7.55			7.65				7.45	
9/18/2019			7.53				7.85		7.52
10/8/2019					7.74	7.59			
2/17/2020					7.74	7.61			

Prediction Limit

Constituent: pH (pH) Analysis Run 10/20/2020 1:35 PM View: Appendix III

Plant Gaston Client: Southern Company Data: Gaston Ash Pond

	GN-AP-MW-8	GN-AP-MW-12	GN-AP-MW-5	GN-AP-MW-4	GN-AP-MW-11	GN-AP-MW-10	GN-AP-MW-6	GN-AP-MW-13	GN-AP-MW-7
2/18/2020		7.42		7.34					
2/19/2020								7.42	
2/25/2020	7.39								
2/26/2020			7.47				7.8		7.51
7/22/2020					7.76	7.64			
7/23/2020									
7/27/2020		7.47		7.3				7.48	
7/28/2020			7.7				7.62		7.32
7/29/2020	7.39								

Prediction Limit

Constituent: pH (pH) Analysis Run 10/20/2020 1:35 PM View: Appendix III

Plant Gaston Client: Southern Company Data: Gaston Ash Pond

	GN-AP-MW-9	GN-AP-MW-21	GN-AP-MW-22
3/28/2016			
3/29/2016			
3/30/2016			
4/4/2016	7.32		
5/17/2016			
5/18/2016			
5/19/2016			
5/23/2016	7.66		
7/11/2016			
7/12/2016	7.77		
7/13/2016		7.83	
7/14/2016			7.74
7/18/2016			
8/22/2016		7.86	7.55
9/12/2016			
9/13/2016	7.7	7.75	7.63
9/14/2016			
11/14/2016			
11/15/2016	7.69	7.66	7.74
11/16/2016			
1/3/2017		7.57	7.69
2/27/2017			
2/28/2017	7.66		
3/1/2017		7.53	7.47
5/22/2017			
5/23/2017		7.78	7.5
5/24/2017	7.64		
6/19/2017			
6/20/2017	7.62	7.82	7.37
6/21/2017			
8/14/2017			
8/15/2017		7.73	7.26
8/16/2017	7.51		
1/9/2018			7.49
1/10/2018	7.72	7.67	
4/16/2018			
4/17/2018	7.57	7.66	7.33
4/19/2018			
10/1/2018	7.59		
10/2/2018			
10/3/2018			
10/4/2018		7.51	7.47
10/5/2018			
4/1/2019	7.64		
4/2/2019		7.67	7.33
4/3/2019			
5/7/2019			
9/16/2019			
9/17/2019	8.07		
9/18/2019		7.15	7.21
10/8/2019			
2/17/2020	7.75		

Prediction Limit

Constituent: pH (pH) Analysis Run 10/20/2020 1:35 PM View: Appendix III

Plant Gaston Client: Southern Company Data: Gaston Ash Pond

	GN-AP-MW-9	GN-AP-MW-21	GN-AP-MW-22
2/18/2020			
2/19/2020			
2/25/2020			
2/26/2020		7.43	7.33
7/22/2020			
7/23/2020			
7/27/2020			
7/28/2020		7.58	7.43
7/29/2020	7.66		

Prediction Limit

Constituent: Sulfate (mg/L) Analysis Run 10/20/2020 1:35 PM View: Appendix III

Plant Gaston Client: Southern Company Data: Gaston Ash Pond

	GN-AP-MW-19	GN-AP-MW-2 (bg)	GN-AP-MW-15R	GN-AP-MW-14	GN-AP-MW-3 (bg)	GN-AP-MW-17	GN-AP-MW-16	GN-AP-MW-18	GN-AP-MW-20
3/28/2016	16.8	2.09	147	66.6	7.57				
3/29/2016						254	146	163	556
3/30/2016									
4/4/2016									
5/17/2016				63.9	5.12	251	140	159	
5/18/2016	14.9	1.92							559
5/19/2016			224						
5/23/2016									
7/11/2016		3.41	133	57.6	4.63				
7/12/2016									
7/13/2016	24.2								560
7/14/2016						246	135		
7/18/2016								154	
8/22/2016			134						
9/12/2016									
9/13/2016	16.8			82.8		238	129		
9/14/2016		4.94	130		3.19			143	553
11/14/2016							131	151	551
11/15/2016			132	118					
11/16/2016	21.7	10.5			3.71	234			
1/3/2017			143						
2/27/2017	23		130	62 (J)					
2/28/2017						240	130	140	560
3/1/2017		5.1			3.4 (J)				
5/22/2017	26		120						
5/23/2017		2.3 (J)			2 (J)				
5/24/2017				56		230	130	150	530
6/19/2017		2.1 (J)			2.5 (J)	200	110	140	510
6/20/2017			120						
6/21/2017	20			75					
8/14/2017	22		140			250	140	150	540
8/15/2017		1.7 (J)		67	2.4 (J)				
8/16/2017									
4/16/2018									
4/17/2018									
4/19/2018	24	<1	150	53	1.9 (J)	250	130	140	520
10/1/2018						280	80	140	590
10/2/2018	24								
10/3/2018		1.7 (J)			2.7 (J)				
10/4/2018									
10/5/2018			260	160					
4/1/2019	24.4	1.87							
4/2/2019					3.24				
4/3/2019			339	75.2		346	161	168	577
5/7/2019			351						
9/16/2019							147		
9/17/2019				131	4.51	322			
9/18/2019	23.6	2.39	283					173	526
2/17/2020									
2/18/2020	25.6								
2/19/2020				110	3.73				
2/25/2020			326				161	210	674

Prediction Limit

Constituent: Sulfate (mg/L) Analysis Run 10/20/2020 1:35 PM View: Appendix III

Plant Gaston Client: Southern Company Data: Gaston Ash Pond

	GN-AP-MW-19	GN-AP-MW-2 (bg)	GN-AP-MW-15R	GN-AP-MW-14	GN-AP-MW-3 (bg)	GN-AP-MW-17	GN-AP-MW-16	GN-AP-MW-18	GN-AP-MW-20
2/26/2020						351			
7/22/2020								180	568
7/23/2020				97.9					
7/27/2020	23.7				4.11				
7/28/2020			239				143		
7/29/2020						309			

Prediction Limit

Constituent: Sulfate (mg/L) Analysis Run 10/20/2020 1:35 PM View: Appendix III

Plant Gaston Client: Southern Company Data: Gaston Ash Pond

	GN-AP-MW-8	GN-AP-MW-13	GN-AP-MW-4	GN-AP-MW-5	GN-AP-MW-12	GN-AP-MW-6	GN-AP-MW-7	GN-AP-MW-10	GN-AP-MW-11
3/28/2016									
3/29/2016	29.9								
3/30/2016		<1	24.9	146	85	204	215	9.91	32.2
4/4/2016									
5/17/2016			25.1					7.27	
5/18/2016		0.492 (J)			83.8				30.8
5/19/2016						206	204		
5/23/2016	26.5			160					
7/11/2016			33.2						
7/12/2016	24.3								
7/13/2016					86.2	176	155	4.11	32.4
7/14/2016		0.38 (J)		173					
7/18/2016									
8/22/2016									
9/12/2016		<1			91.8				
9/13/2016	17.8			173		151	89.8	2.86	30.9
9/14/2016			35.5						
11/14/2016		<1			91.2				32.1
11/15/2016	10.1			177		161	176	2.16	
11/16/2016			38.5						
1/3/2017									
2/27/2017									
2/28/2017	5.8	<1	32		86			3.7 (J)	32
3/1/2017				160		160	200		
5/22/2017								2.6 (J)	32
5/23/2017				160		160	200		
5/24/2017	11	<1	30		92				
6/19/2017								2.8 (J)	33
6/20/2017	7.9			150		160	180		
6/21/2017		<1	25		88				
8/14/2017		<1			100			3.4 (J)	34
8/15/2017	5		24	170		160	210		
8/16/2017									
4/16/2018					91			3.4 (J)	33
4/17/2018	2.9 (J)			130		160	170		
4/19/2018		<1	25						
10/1/2018	<1			140					
10/2/2018								2.6 (J)	
10/3/2018			37						
10/4/2018					76	150	200		37
10/5/2018		<1							
4/1/2019	1.8								
4/2/2019			22.4	122		198	186		
4/3/2019		0.925 (J)			102			3.85	44.2
5/7/2019									
9/16/2019					108			3.39	49.2
9/17/2019	4.62	<1	39.8						
9/18/2019				167		177	199		
2/17/2020								3.56	45.2
2/18/2020			21.4		110				
2/19/2020		0.571 (J)							
2/25/2020	3.89								

Prediction Limit

Constituent: Sulfate (mg/L) Analysis Run 10/20/2020 1:35 PM View: Appendix III

Plant Gaston Client: Southern Company Data: Gaston Ash Pond

	GN-AP-MW-8	GN-AP-MW-13	GN-AP-MW-4	GN-AP-MW-5	GN-AP-MW-12	GN-AP-MW-6	GN-AP-MW-7	GN-AP-MW-10	GN-AP-MW-11
2/26/2020				39.8		178	207		
7/22/2020								3.65	45.3
7/23/2020									
7/27/2020		<1	21.7		108				
7/28/2020				152		189	160		
7/29/2020	3.25								

Prediction Limit

Constituent: Sulfate (mg/L) Analysis Run 10/20/2020 1:35 PM View: Appendix III

Plant Gaston Client: Southern Company Data: Gaston Ash Pond

	GN-AP-MW-9	GN-AP-MW-21	GN-AP-MW-22
3/28/2016			
3/29/2016			
3/30/2016			
4/4/2016	13.5		
5/17/2016			
5/18/2016			
5/19/2016			
5/23/2016	1.78		
7/11/2016			
7/12/2016	0.915 (J)		
7/13/2016		159	
7/14/2016			172
7/18/2016			
8/22/2016		107	170
9/12/2016			
9/13/2016	<1	155	171
9/14/2016			
11/14/2016			
11/15/2016	0.96 (J)	172	173
11/16/2016			
1/3/2017		163	183
2/27/2017			
2/28/2017	5.5		
3/1/2017		140	170
5/22/2017			
5/23/2017		140	180
5/24/2017	18		
6/19/2017			
6/20/2017	13	130	160
6/21/2017			
8/14/2017			
8/15/2017		150	170
8/16/2017	14		
4/16/2018			
4/17/2018	14	150	160
4/19/2018			
10/1/2018	11		
10/2/2018			
10/3/2018			
10/4/2018		180	150
10/5/2018			
4/1/2019	14.3		
4/2/2019		189	212
4/3/2019			
5/7/2019			
9/16/2019			
9/17/2019	13.9		
9/18/2019		197	180
2/17/2020	14.7		
2/18/2020			
2/19/2020			
2/25/2020			

Prediction Limit

Constituent: Sulfate (mg/L) Analysis Run 10/20/2020 1:35 PM View: Appendix III

Plant Gaston Client: Southern Company Data: Gaston Ash Pond

	GN-AP-MW-9	GN-AP-MW-21	GN-AP-MW-22
2/26/2020		199	196
7/22/2020			
7/23/2020			
7/27/2020			
7/28/2020		177	175
7/29/2020	14.7		

Prediction Limit

Constituent: TDS (mg/L) Analysis Run 10/20/2020 1:35 PM View: Appendix III

Plant Gaston Client: Southern Company Data: Gaston Ash Pond

	GN-AP-MW-19	GN-AP-MW-14	GN-AP-MW-15R	GN-AP-MW-3 (bg)	GN-AP-MW-2 (bg)	GN-AP-MW-18	GN-AP-MW-16	GN-AP-MW-8	GN-AP-MW-20
3/28/2016	213	308	426	147	138				
3/29/2016						560	277	290	862
3/30/2016									
4/4/2016									
5/17/2016		314		140		540	261		
5/18/2016	206				156				882
5/19/2016			496						
5/23/2016								312	
7/11/2016		319	359	146	167				
7/12/2016								292	
7/13/2016	225								874
7/14/2016							255		
7/18/2016						546			
8/22/2016			349						
9/12/2016									
9/13/2016	212	354					264	276	
9/14/2016			340	141	166	542			908
11/14/2016						514	249		804
11/15/2016		452	324					262	
11/16/2016	224			157	192				
1/3/2017			348						
2/27/2017	223	339	347						
2/28/2017						536	251	290	930
3/1/2017				148	186				
5/22/2017	219		348						
5/23/2017				141	158				
5/24/2017		316				536	257	296	886
6/19/2017				126	156	598	258		924
6/20/2017			343					273	
6/21/2017	164	376							
8/14/2017	232		332			550	263		872
8/15/2017		340		146	168			279	
8/16/2017									
4/16/2018									
4/17/2018								250	
4/19/2018	218	304	369	143	154	540	247		880
10/1/2018						514	252	246	866
10/2/2018	212								
10/3/2018				148	156				
10/4/2018									
10/5/2018		544	762						
4/1/2019	225				160			268	
4/2/2019				140					
4/3/2019		336	810			560	273		910
5/7/2019			810						
9/16/2019							293		
9/17/2019		439		145				257	
9/18/2019	222		704		154	592			908
10/8/2019									
2/17/2020									
2/18/2020	215								
2/19/2020		363		149					

Prediction Limit

Constituent: TDS (mg/L) Analysis Run 10/20/2020 1:35 PM View: Appendix III

Plant Gaston Client: Southern Company Data: Gaston Ash Pond

	GN-AP-MW-19	GN-AP-MW-14	GN-AP-MW-15R	GN-AP-MW-3 (bg)	GN-AP-MW-2 (bg)	GN-AP-MW-18	GN-AP-MW-16	GN-AP-MW-8	GN-AP-MW-20
2/25/2020			674			578	284	252	930
2/26/2020									
7/22/2020						594			934
7/23/2020		399							
7/27/2020	223			154					
7/28/2020			606				284		
7/29/2020								253	

Prediction Limit

Constituent: TDS (mg/L) Analysis Run 10/20/2020 1:35 PM View: Appendix III

Plant Gaston Client: Southern Company Data: Gaston Ash Pond

	GN-AP-MW-17	GN-AP-MW-12	GN-AP-MW-4	GN-AP-MW-5	GN-AP-MW-13	GN-AP-MW-6	GN-AP-MW-11	GN-AP-MW-10	GN-AP-MW-7
3/28/2016									
3/29/2016	451								
3/30/2016		353	339	398	202	430	184	195	472
4/4/2016									
5/17/2016	432		269					189	
5/18/2016		343			207		186		
5/19/2016						422			458
5/23/2016				411					
7/11/2016			305						
7/12/2016									
7/13/2016		352				391	192	179	412
7/14/2016	434			424	203				
7/18/2016									
8/22/2016									
9/12/2016		346			205				
9/13/2016	432			426		378	187	168	312
9/14/2016			326						
11/14/2016		322			197		185		
11/15/2016				412		354		180	426
11/16/2016	412		338						
1/3/2017									
2/27/2017									
2/28/2017	434	353	303		221		198	180	
3/1/2017				452		389			487
5/22/2017							185	178	
5/23/2017				448		375			487
5/24/2017	425	234	312		204				
6/19/2017	424						189	165	
6/20/2017				437		416			421
6/21/2017		372	241		218				
8/14/2017	428	372			217		135	185	
8/15/2017			281	440		394			490
8/16/2017									
4/16/2018		365					174	181	
4/17/2018				454		437			464
4/19/2018	455		282		201				
10/1/2018	492			449					
10/2/2018								161	
10/3/2018			354						
10/4/2018		372				418	208		504
10/5/2018					208				
4/1/2019									
4/2/2019			270	390		447			428
4/3/2019	536	372			201		200	177	
5/7/2019									
9/16/2019		377					207	168	
9/17/2019	592		332		204				
9/18/2019				434		445			489
10/8/2019							207 (D)	172	
2/17/2020							209	170	
2/18/2020		378	274						
2/19/2020					206				

Prediction Limit

Constituent: TDS (mg/L) Analysis Run 10/20/2020 1:35 PM View: Appendix III

Plant Gaston Client: Southern Company Data: Gaston Ash Pond

	GN-AP-MW-17	GN-AP-MW-12	GN-AP-MW-4	GN-AP-MW-5	GN-AP-MW-13	GN-AP-MW-6	GN-AP-MW-11	GN-AP-MW-10	GN-AP-MW-7
2/25/2020									
2/26/2020	561			228		455			490
7/22/2020							216	175	
7/23/2020									
7/27/2020		378	284		202				
7/28/2020				406		485			434
7/29/2020	566								

Prediction Limit

Constituent: TDS (mg/L) Analysis Run 10/20/2020 1:35 PM View: Appendix III

Plant Gaston Client: Southern Company Data: Gaston Ash Pond

	GN-AP-MW-9	GN-AP-MW-21	GN-AP-MW-22
3/28/2016			
3/29/2016			
3/30/2016			
4/4/2016	182		
5/17/2016			
5/18/2016			
5/19/2016			
5/23/2016	184		
7/11/2016			
7/12/2016	176		
7/13/2016		468	
7/14/2016			435
7/18/2016			
8/22/2016		393	426
9/12/2016			
9/13/2016	170	428	430
9/14/2016			
11/14/2016			
11/15/2016	180	452	404
11/16/2016			
1/3/2017		418	428
2/27/2017			
2/28/2017	203		
3/1/2017		346	484
5/22/2017			
5/23/2017		386	460
5/24/2017	199		
6/19/2017			
6/20/2017	178	363	485
6/21/2017			
8/14/2017			
8/15/2017		364	488
8/16/2017	205		
4/16/2018			
4/17/2018	193	410	477
4/19/2018			
10/1/2018	198		
10/2/2018			
10/3/2018			
10/4/2018		506	467
10/5/2018			
4/1/2019	205		
4/2/2019		401	522
4/3/2019			
5/7/2019			
9/16/2019			
9/17/2019	207		
9/18/2019		504	460
10/8/2019			
2/17/2020	211		
2/18/2020			
2/19/2020			

Prediction Limit

Constituent: TDS (mg/L) Analysis Run 10/20/2020 1:35 PM View: Appendix III

Plant Gaston Client: Southern Company Data: Gaston Ash Pond

	GN-AP-MW-9	GN-AP-MW-21	GN-AP-MW-22
2/25/2020			
2/26/2020		490	497
7/22/2020			
7/23/2020			
7/27/2020			
7/28/2020		476	500
7/29/2020	215		

FIGURE E.

Trend Tests Summary Table - Prediction Limit Exceedances - Significant Results

Plant Gaston Client: Southern Company Data: Gaston Ash Pond Printed 10/20/2020, 1:44 PM

Constituent	Well	Slope	Calc.	Critical	Sig.	N	%NDs	Normality	Xform	Alpha	Method
Boron (mg/L)	GN-AP-MW-11	0.02671	68	53	Yes	15	0	n/a	n/a	0.01	NP
Boron (mg/L)	GN-AP-MW-12	0.03902	94	53	Yes	15	0	n/a	n/a	0.01	NP
Boron (mg/L)	GN-AP-MW-15R	0.6343	114	68	Yes	18	0	n/a	n/a	0.01	NP
Calcium (mg/L)	GN-AP-MW-12	2.667	55	53	Yes	15	0	n/a	n/a	0.01	NP
Calcium (mg/L)	GN-AP-MW-22	12.32	74	53	Yes	15	0	n/a	n/a	0.01	NP
Chloride (mg/L)	GN-AP-MW-15R	19.25	124	68	Yes	18	0	n/a	n/a	0.01	NP
Chloride (mg/L)	GN-AP-MW-16	1.806	80	53	Yes	15	0	n/a	n/a	0.01	NP
Chloride (mg/L)	GN-AP-MW-17	3.771	75	53	Yes	15	0	n/a	n/a	0.01	NP
Chloride (mg/L)	GN-AP-MW-18	0.3166	61	53	Yes	15	0	n/a	n/a	0.01	NP
Chloride (mg/L)	GN-AP-MW-20	0.6305	59	53	Yes	15	0	n/a	n/a	0.01	NP
Chloride (mg/L)	GN-AP-MW-22	9.7	68	53	Yes	15	0	n/a	n/a	0.01	NP
Chloride (mg/L)	GN-AP-MW-6	10.97	69	53	Yes	15	0	n/a	n/a	0.01	NP
Chloride (mg/L)	GN-AP-MW-9	0.8338	61	53	Yes	15	0	n/a	n/a	0.01	NP
Fluoride (mg/L)	GN-AP-MW-9	0.01058	67	58	Yes	16	6.25	n/a	n/a	0.01	NP
pH (pH)	GN-AP-MW-22	-0.1056	-71	-58	Yes	16	0	n/a	n/a	0.01	NP
Sulfate (mg/L)	GN-AP-MW-11	3.288	75	53	Yes	15	0	n/a	n/a	0.01	NP
Sulfate (mg/L)	GN-AP-MW-12	5.395	58	53	Yes	15	0	n/a	n/a	0.01	NP
TDS (mg/L)	GN-AP-MW-11	6.359	60	58	Yes	16	0	n/a	n/a	0.01	NP
TDS (mg/L)	GN-AP-MW-12	7.866	65	53	Yes	15	0	n/a	n/a	0.01	NP
TDS (mg/L)	GN-AP-MW-22	19.36	58	53	Yes	15	0	n/a	n/a	0.01	NP
TDS (mg/L)	GN-AP-MW-8	-10.67	-58	-53	Yes	15	0	n/a	n/a	0.01	NP
TDS (mg/L)	GN-AP-MW-9	9.359	66	53	Yes	15	0	n/a	n/a	0.01	NP

Trend Tests Summary Table - Prediction Limit Exceedances - All Results

Plant Gaston Client: Southern Company Data: Gaston Ash Pond Printed 10/20/2020, 1:44 PM

Constituent	Well	Slope	Calc.	Critical	Sig.	N	%NDs	Normality	Xform	Alpha	Method
Boron (mg/L)	**GN-AP-MW-11**	**0.02671**	**68**	**53**	**Yes**	**15**	**0**	**n/a**	**n/a**	**0.01**	**NP**
Boron (mg/L)	**GN-AP-MW-12**	**0.03902**	**94**	**53**	**Yes**	**15**	**0**	**n/a**	**n/a**	**0.01**	**NP**
Boron (mg/L)	**GN-AP-MW-15R**	**0.6343**	**114**	**68**	**Yes**	**18**	**0**	**n/a**	**n/a**	**0.01**	**NP**
Boron (mg/L)	GN-AP-MW-16	0.003916	10	53	No	15	0	n/a	n/a	0.01	NP
Boron (mg/L)	GN-AP-MW-17	-0.009518	-5	-53	No	15	0	n/a	n/a	0.01	NP
Boron (mg/L)	GN-AP-MW-18	0	1	53	No	15	0	n/a	n/a	0.01	NP
Boron (mg/L)	GN-AP-MW-2 (bg)	0	0	43	No	13	100	n/a	n/a	0.01	NP
Boron (mg/L)	GN-AP-MW-20	0.09962	44	53	No	15	0	n/a	n/a	0.01	NP
Boron (mg/L)	GN-AP-MW-21	0.1199	27	53	No	15	0	n/a	n/a	0.01	NP
Boron (mg/L)	GN-AP-MW-22	0.08625	53	53	No	15	0	n/a	n/a	0.01	NP
Boron (mg/L)	GN-AP-MW-3 (bg)	0	0	53	No	15	100	n/a	n/a	0.01	NP
Boron (mg/L)	GN-AP-MW-4	0.0203	9	53	No	15	0	n/a	n/a	0.01	NP
Boron (mg/L)	GN-AP-MW-5	0.02332	9	53	No	15	0	n/a	n/a	0.01	NP
Boron (mg/L)	GN-AP-MW-6	0.09189	21	53	No	15	0	n/a	n/a	0.01	NP
Boron (mg/L)	GN-AP-MW-7	0.07844	30	53	No	15	0	n/a	n/a	0.01	NP
Calcium (mg/L)	GN-AP-MW-10	0.5432	41	53	No	15	0	n/a	n/a	0.01	NP
Calcium (mg/L)	GN-AP-MW-11	1.196	36	53	No	15	0	n/a	n/a	0.01	NP
Calcium (mg/L)	**GN-AP-MW-12**	**2.667**	**55**	**53**	**Yes**	**15**	**0**	**n/a**	**n/a**	**0.01**	**NP**
Calcium (mg/L)	GN-AP-MW-13	0.2143	15	53	No	15	0	n/a	n/a	0.01	NP
Calcium (mg/L)	GN-AP-MW-14	-2.126	-19	-53	No	15	0	n/a	n/a	0.01	NP
Calcium (mg/L)	GN-AP-MW-15R	7.554	55	68	No	18	0	n/a	n/a	0.01	NP
Calcium (mg/L)	GN-AP-MW-16	1.595	41	53	No	15	0	n/a	n/a	0.01	NP
Calcium (mg/L)	GN-AP-MW-17	9.793	52	53	No	15	0	n/a	n/a	0.01	NP
Calcium (mg/L)	GN-AP-MW-18	4.345	48	53	No	15	0	n/a	n/a	0.01	NP
Calcium (mg/L)	GN-AP-MW-19	0.1562	9	53	No	15	0	n/a	n/a	0.01	NP
Calcium (mg/L)	GN-AP-MW-2 (bg)	0.6928	22	43	No	13	0	n/a	n/a	0.01	NP
Calcium (mg/L)	GN-AP-MW-20	3.596	25	53	No	15	0	n/a	n/a	0.01	NP
Calcium (mg/L)	GN-AP-MW-21	6.185	27	53	No	15	0	n/a	n/a	0.01	NP
Calcium (mg/L)	**GN-AP-MW-22**	**12.32**	**74**	**53**	**Yes**	**15**	**0**	**n/a**	**n/a**	**0.01**	**NP**
Calcium (mg/L)	GN-AP-MW-3 (bg)	0.3763	31	48	No	14	0	n/a	n/a	0.01	NP
Calcium (mg/L)	GN-AP-MW-4	0.5655	24	53	No	15	0	n/a	n/a	0.01	NP
Calcium (mg/L)	GN-AP-MW-5	2.06	24	53	No	15	0	n/a	n/a	0.01	NP
Calcium (mg/L)	GN-AP-MW-6	4.782	41	53	No	15	0	n/a	n/a	0.01	NP
Calcium (mg/L)	GN-AP-MW-7	3.735	35	53	No	15	0	n/a	n/a	0.01	NP
Calcium (mg/L)	GN-AP-MW-8	-0.6016	-30	-53	No	15	0	n/a	n/a	0.01	NP
Chloride (mg/L)	GN-AP-MW-11	0.1755	42	53	No	15	0	n/a	n/a	0.01	NP
Chloride (mg/L)	GN-AP-MW-12	0	-6	-53	No	15	0	n/a	n/a	0.01	NP
Chloride (mg/L)	**GN-AP-MW-15R**	**19.25**	**124**	**68**	**Yes**	**18**	**0**	**n/a**	**n/a**	**0.01**	**NP**
Chloride (mg/L)	**GN-AP-MW-16**	**1.806**	**80**	**53**	**Yes**	**15**	**0**	**n/a**	**n/a**	**0.01**	**NP**
Chloride (mg/L)	**GN-AP-MW-17**	**3.771**	**75**	**53**	**Yes**	**15**	**0**	**n/a**	**n/a**	**0.01**	**NP**
Chloride (mg/L)	**GN-AP-MW-18**	**0.3166**	**61**	**53**	**Yes**	**15**	**0**	**n/a**	**n/a**	**0.01**	**NP**
Chloride (mg/L)	GN-AP-MW-19	0.4837	33	53	No	15	6.667	n/a	n/a	0.01	NP
Chloride (mg/L)	GN-AP-MW-2 (bg)	-0.1215	-9	-43	No	13	7.692	n/a	n/a	0.01	NP
Chloride (mg/L)	**GN-AP-MW-20**	**0.6305**	**59**	**53**	**Yes**	**15**	**0**	**n/a**	**n/a**	**0.01**	**NP**
Chloride (mg/L)	GN-AP-MW-21	3.681	20	53	No	15	0	n/a	n/a	0.01	NP
Chloride (mg/L)	**GN-AP-MW-22**	**9.7**	**68**	**53**	**Yes**	**15**	**0**	**n/a**	**n/a**	**0.01**	**NP**
Chloride (mg/L)	GN-AP-MW-3 (bg)	-0.0869	-33	-53	No	15	0	n/a	n/a	0.01	NP
Chloride (mg/L)	GN-AP-MW-4	0.3949	8	53	No	15	0	n/a	n/a	0.01	NP
Chloride (mg/L)	GN-AP-MW-5	3.568	40	53	No	15	0	n/a	n/a	0.01	NP
Chloride (mg/L)	**GN-AP-MW-6**	**10.97**	**69**	**53**	**Yes**	**15**	**0**	**n/a**	**n/a**	**0.01**	**NP**
Chloride (mg/L)	GN-AP-MW-7	2.984	50	53	No	15	0	n/a	n/a	0.01	NP
Chloride (mg/L)	**GN-AP-MW-9**	**0.8338**	**61**	**53**	**Yes**	**15**	**0**	**n/a**	**n/a**	**0.01**	**NP**
Fluoride (mg/L)	GN-AP-MW-16	0.002731	33	58	No	16	0	n/a	n/a	0.01	NP
Fluoride (mg/L)	GN-AP-MW-17	-0.004347	-17	-58	No	16	0	n/a	n/a	0.01	NP
Fluoride (mg/L)	GN-AP-MW-2 (bg)	0	29	48	No	14	64.29	n/a	n/a	0.01	NP

Trend Tests Summary Table - Prediction Limit Exceedances - All Results

Plant Gaston Client: Southern Company Data: Gaston Ash Pond Printed 10/20/2020, 1:44 PM

Constituent	Well	Slope	Calc.	Critical	Sig.	N	%NDs	Normality	Xform	Alpha	Method
Fluoride (mg/L)	GN-AP-MW-3 (bg)	0	46	58	No	16	75	n/a	n/a	0.01	NP
Fluoride (mg/L)	**GN-AP-MW-9**	**0.01058**	**67**	**58**	**Yes**	**16**	**6.25**	**n/a**	**n/a**	**0.01**	**NP**
pH (pH)	GN-AP-MW-12	0.00586	12	58	No	16	0	n/a	n/a	0.01	NP
pH (pH)	GN-AP-MW-13	0.01645	34	58	No	16	0	n/a	n/a	0.01	NP
pH (pH)	GN-AP-MW-14	0.03452	37	58	No	16	0	n/a	n/a	0.01	NP
pH (pH)	GN-AP-MW-15R	0.01287	16	74	No	19	0	n/a	n/a	0.01	NP
pH (pH)	GN-AP-MW-16	0	0	58	No	16	0	n/a	n/a	0.01	NP
pH (pH)	GN-AP-MW-17	-0.03385	-32	-58	No	16	0	n/a	n/a	0.01	NP
pH (pH)	GN-AP-MW-18	0	-10	-58	No	16	0	n/a	n/a	0.01	NP
pH (pH)	GN-AP-MW-2 (bg)	-0.02103	-11	-48	No	14	0	n/a	n/a	0.01	NP
pH (pH)	**GN-AP-MW-22**	**-0.1056**	**-71**	**-58**	**Yes**	**16**	**0**	**n/a**	**n/a**	**0.01**	**NP**
pH (pH)	GN-AP-MW-3 (bg)	-0.006197	-13	-58	No	16	0	n/a	n/a	0.01	NP
pH (pH)	GN-AP-MW-4	0.00483	6	58	No	16	0	n/a	n/a	0.01	NP
pH (pH)	GN-AP-MW-7	-0.01377	-17	-58	No	16	0	n/a	n/a	0.01	NP
pH (pH)	GN-AP-MW-8	0.01198	20	58	No	16	0	n/a	n/a	0.01	NP
Sulfate (mg/L)	**GN-AP-MW-11**	**3.288**	**75**	**53**	**Yes**	**15**	**0**	**n/a**	**n/a**	**0.01**	**NP**
Sulfate (mg/L)	**GN-AP-MW-12**	**5.395**	**58**	**53**	**Yes**	**15**	**0**	**n/a**	**n/a**	**0.01**	**NP**
Sulfate (mg/L)	GN-AP-MW-14	7.917	29	53	No	15	0	n/a	n/a	0.01	NP
Sulfate (mg/L)	GN-AP-MW-15R	27.04	53	68	No	18	0	n/a	n/a	0.01	NP
Sulfate (mg/L)	GN-AP-MW-16	0.7143	10	53	No	15	0	n/a	n/a	0.01	NP
Sulfate (mg/L)	GN-AP-MW-17	19.94	36	53	No	15	0	n/a	n/a	0.01	NP
Sulfate (mg/L)	GN-AP-MW-18	3.126	12	53	No	15	0	n/a	n/a	0.01	NP
Sulfate (mg/L)	GN-AP-MW-19	1.356	47	53	No	15	0	n/a	n/a	0.01	NP
Sulfate (mg/L)	GN-AP-MW-2 (bg)	-0.2042	-15	-43	No	13	7.692	n/a	n/a	0.01	NP
Sulfate (mg/L)	GN-AP-MW-20	2.355	8	53	No	15	0	n/a	n/a	0.01	NP
Sulfate (mg/L)	GN-AP-MW-21	11.62	45	53	No	15	0	n/a	n/a	0.01	NP
Sulfate (mg/L)	GN-AP-MW-22	1.033	10	53	No	15	0	n/a	n/a	0.01	NP
Sulfate (mg/L)	GN-AP-MW-3 (bg)	-0.4398	-21	-53	No	15	0	n/a	n/a	0.01	NP
Sulfate (mg/L)	GN-AP-MW-4	-0.9815	-26	-53	No	15	0	n/a	n/a	0.01	NP
Sulfate (mg/L)	GN-AP-MW-5	-7.978	-37	-53	No	15	0	n/a	n/a	0.01	NP
Sulfate (mg/L)	GN-AP-MW-6	0	-3	-53	No	15	0	n/a	n/a	0.01	NP
Sulfate (mg/L)	GN-AP-MW-7	-0.3921	-4	-53	No	15	0	n/a	n/a	0.01	NP
Sulfate (mg/L)	GN-AP-MW-9	2.693	53	53	No	15	6.667	n/a	n/a	0.01	NP
TDS (mg/L)	**GN-AP-MW-11**	**6.359**	**60**	**58**	**Yes**	**16**	**0**	**n/a**	**n/a**	**0.01**	**NP**
TDS (mg/L)	**GN-AP-MW-12**	**7.866**	**65**	**53**	**Yes**	**15**	**0**	**n/a**	**n/a**	**0.01**	**NP**
TDS (mg/L)	GN-AP-MW-13	-0.2476	-4	-53	No	15	0	n/a	n/a	0.01	NP
TDS (mg/L)	GN-AP-MW-14	19.82	37	53	No	15	0	n/a	n/a	0.01	NP
TDS (mg/L)	GN-AP-MW-15R	46.6	37	68	No	18	0	n/a	n/a	0.01	NP
TDS (mg/L)	GN-AP-MW-16	5.794	26	53	No	15	0	n/a	n/a	0.01	NP
TDS (mg/L)	GN-AP-MW-17	30.24	49	53	No	15	0	n/a	n/a	0.01	NP
TDS (mg/L)	GN-AP-MW-18	8.04	27	53	No	15	0	n/a	n/a	0.01	NP
TDS (mg/L)	GN-AP-MW-19	0.9567	10	53	No	15	0	n/a	n/a	0.01	NP
TDS (mg/L)	GN-AP-MW-2 (bg)	-1.254	-10	-43	No	13	0	n/a	n/a	0.01	NP
TDS (mg/L)	GN-AP-MW-20	12.71	39	53	No	15	0	n/a	n/a	0.01	NP
TDS (mg/L)	GN-AP-MW-21	11.58	17	53	No	15	0	n/a	n/a	0.01	NP
TDS (mg/L)	**GN-AP-MW-22**	**19.36**	**58**	**53**	**Yes**	**15**	**0**	**n/a**	**n/a**	**0.01**	**NP**
TDS (mg/L)	GN-AP-MW-3 (bg)	0.9838	17	53	No	15	0	n/a	n/a	0.01	NP
TDS (mg/L)	GN-AP-MW-4	-5.57	-15	-53	No	15	0	n/a	n/a	0.01	NP
TDS (mg/L)	GN-AP-MW-5	1.847	5	53	No	15	0	n/a	n/a	0.01	NP
TDS (mg/L)	GN-AP-MW-6	19.44	51	53	No	15	0	n/a	n/a	0.01	NP
TDS (mg/L)	GN-AP-MW-7	5.881	31	53	No	15	0	n/a	n/a	0.01	NP
TDS (mg/L)	**GN-AP-MW-8**	**-10.67**	**-58**	**-53**	**Yes**	**15**	**0**	**n/a**	**n/a**	**0.01**	**NP**
TDS (mg/L)	**GN-AP-MW-9**	**9.359**	**66**	**53**	**Yes**	**15**	**0**	**n/a**	**n/a**	**0.01**	**NP**

Sen's Slope Estimator

GN-AP-MW-11

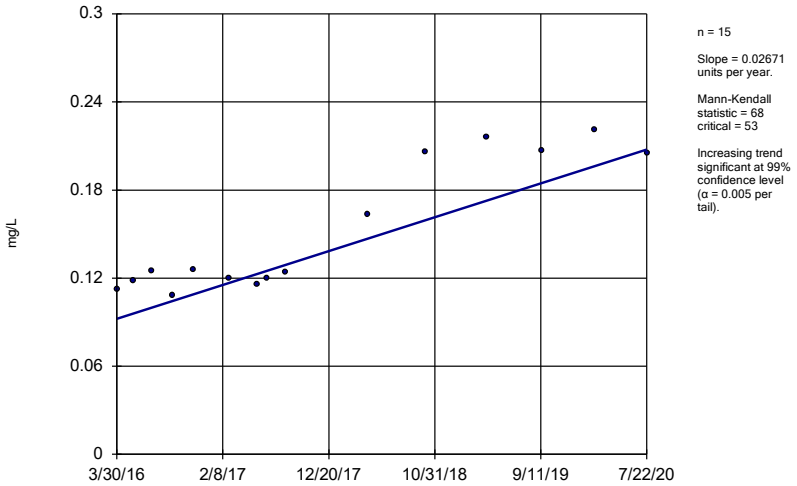

n = 15

Slope = 0.02671 units per year.

Mann-Kendall statistic = 68
critical = 53

Increasing trend significant at 99% confidence level (α = 0.005 per tail).

Constituent: Boron Analysis Run 10/20/2020 1:41 PM View: Appendix III - Trend Tests

Plant Gaston Client: Southern Company Data: Gaston Ash Pond

Sanitas™ v.9.6.27 Groundwater Stats Consulting. UG

Sen's Slope Estimator

GN-AP-MW-12

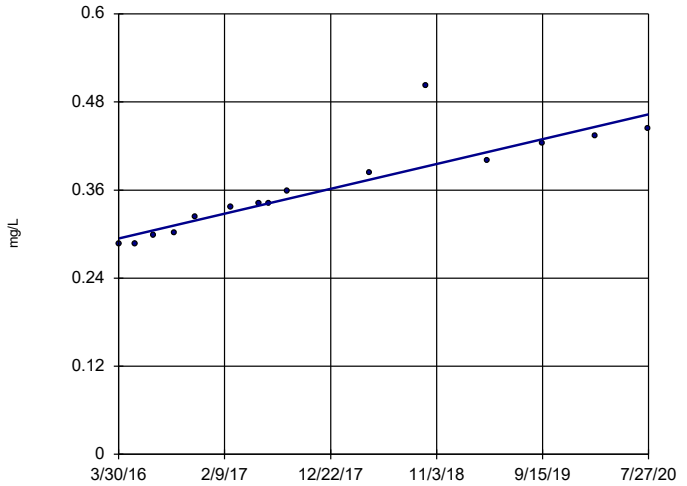

n = 15

Slope = 0.03902 units per year.

Mann-Kendall statistic = 94
critical = 53

Increasing trend significant at 99% confidence level (α = 0.005 per tail).

Constituent: Boron Analysis Run 10/20/2020 1:41 PM View: Appendix III - Trend Tests

Plant Gaston Client: Southern Company Data: Gaston Ash Pond

Sanitas™ v.9.6.27 Groundwater Stats Consulting. UG

Sen's Slope Estimator

GN-AP-MW-15R

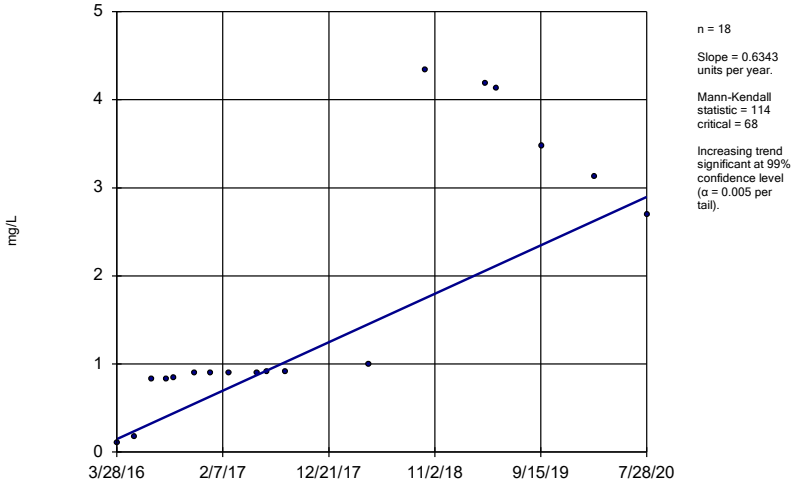

n = 18

Slope = 0.6343 units per year.

Mann-Kendall statistic = 114
critical = 68

Increasing trend significant at 99% confidence level (α = 0.005 per tail).

Constituent: Boron Analysis Run 10/20/2020 1:41 PM View: Appendix III - Trend Tests

Plant Gaston Client: Southern Company Data: Gaston Ash Pond

Sanitas™ v.9.6.27 Groundwater Stats Consulting. UG

Sen's Slope Estimator

GN-AP-MW-16

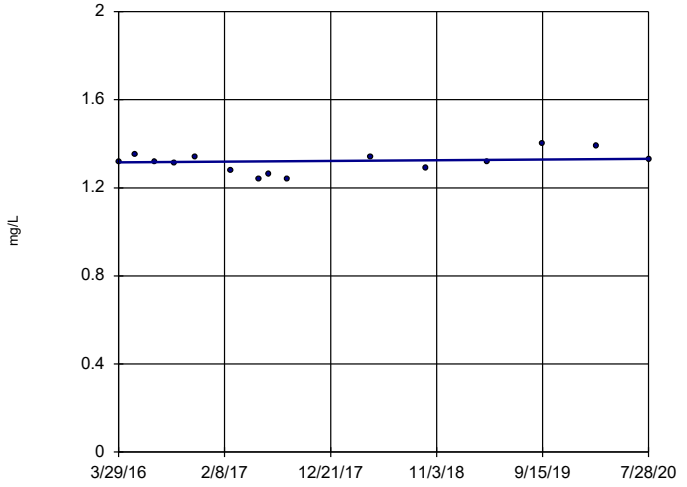

n = 15

Slope = 0.003916 units per year.

Mann-Kendall statistic = 10
critical = 53

Trend not significant at 99% confidence level (α = 0.005 per tail).

Constituent: Boron Analysis Run 10/20/2020 1:41 PM View: Appendix III - Trend Tests

Plant Gaston Client: Southern Company Data: Gaston Ash Pond

Sen's Slope Estimator

GN-AP-MW-17

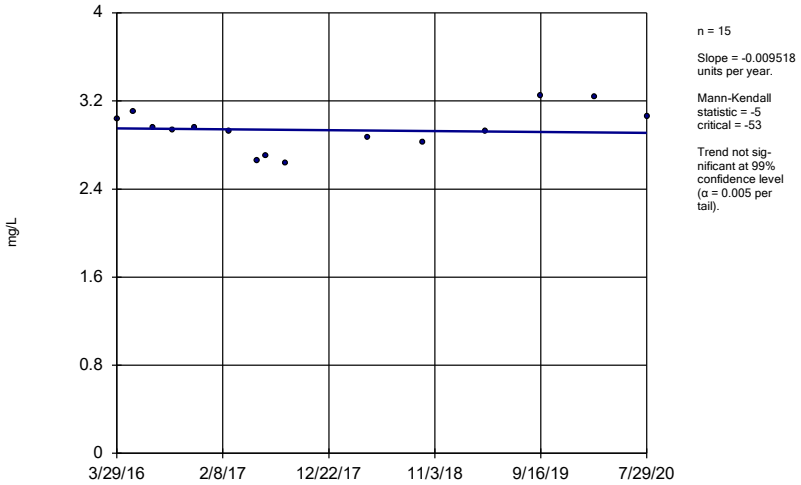

n = 15

Slope = -0.009518 units per year.

Mann-Kendall statistic = -5 critical = -53

Trend not significant at 99% confidence level (α = 0.005 per tail).

Constituent: Boron Analysis Run 10/20/2020 1:41 PM View: Appendix III - Trend Tests

Plant Gaston Client: Southern Company Data: Gaston Ash Pond

Sanitas™ v.9.6.27 Groundwater Stats Consulting. UG

Sen's Slope Estimator

GN-AP-MW-18

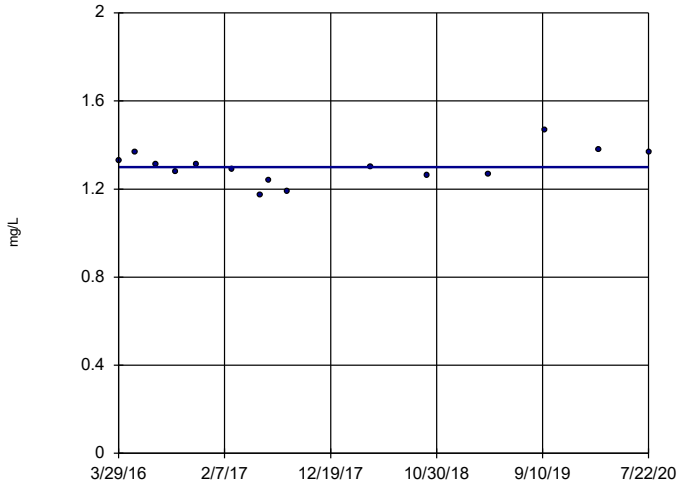

n = 15

Slope = 0 units per year.

Mann-Kendall statistic = 1 critical = 53

Trend not significant at 99% confidence level (α = 0.005 per tail).

Constituent: Boron Analysis Run 10/20/2020 1:41 PM View: Appendix III - Trend Tests

Plant Gaston Client: Southern Company Data: Gaston Ash Pond

Sanitas™ v.9.6.27 Groundwater Stats Consulting. UG

Hollow symbols indicate censored values.

Sen's Slope Estimator

GN-AP-MW-2 (bg)

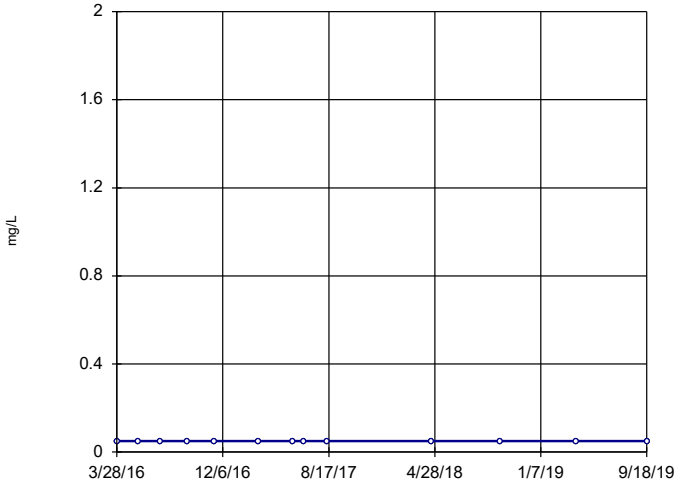

n = 13

Slope = 0 units per year.

Mann-Kendall statistic = 0 critical = 43

Trend not significant at 99% confidence level (α = 0.005 per tail).

Constituent: Boron Analysis Run 10/20/2020 1:41 PM View: Appendix III - Trend Tests

Plant Gaston Client: Southern Company Data: Gaston Ash Pond

Sanitas™ v.9.6.27 Groundwater Stats Consulting. UG

Sen's Slope Estimator

GN-AP-MW-20

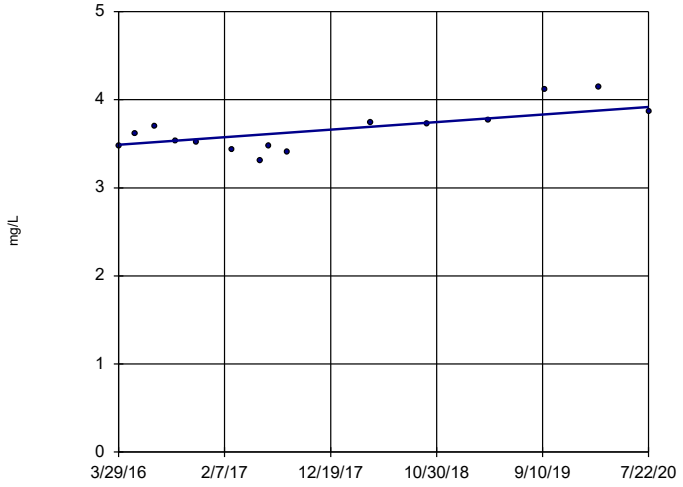

n = 15

Slope = 0.09962 units per year.

Mann-Kendall statistic = 44 critical = 53

Trend not significant at 99% confidence level (α = 0.005 per tail).

Constituent: Boron Analysis Run 10/20/2020 1:41 PM View: Appendix III - Trend Tests

Plant Gaston Client: Southern Company Data: Gaston Ash Pond

Sen's Slope Estimator

GN-AP-MW-21

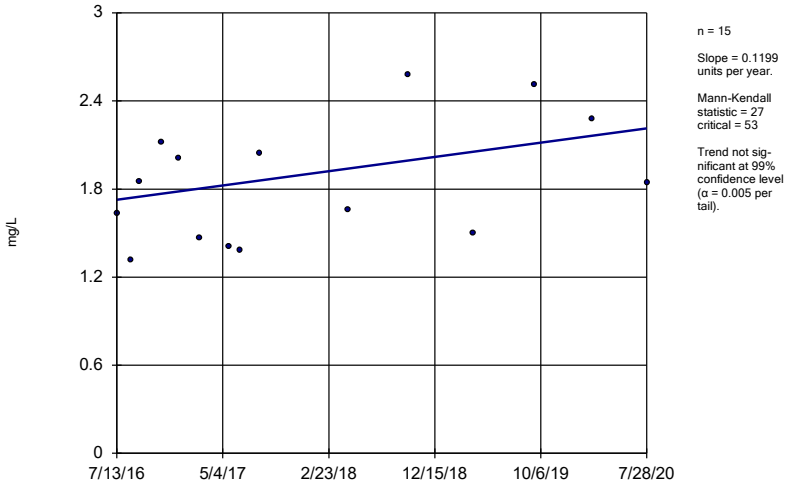

n = 15

Slope = 0.1199 units per year.

Mann-Kendall statistic = 27 critical = 53

Trend not significant at 99% confidence level (α = 0.005 per tail).

Constituent: Boron Analysis Run 10/20/2020 1:41 PM View: Appendix III - Trend Tests

Plant Gaston Client: Southern Company Data: Gaston Ash Pond

Sanitas™ v.9.6.27 Groundwater Stats Consulting. UG

Sen's Slope Estimator

GN-AP-MW-22

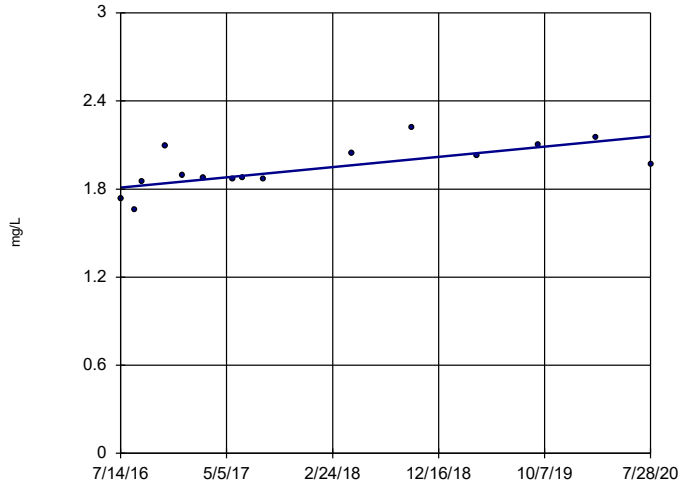

n = 15

Slope = 0.08625 units per year.

Mann-Kendall statistic = 53 critical = 53

Trend not significant at 99% confidence level (α = 0.005 per tail).

Constituent: Boron Analysis Run 10/20/2020 1:41 PM View: Appendix III - Trend Tests

Plant Gaston Client: Southern Company Data: Gaston Ash Pond

Sanitas™ v.9.6.27 Groundwater Stats Consulting. UG

Hollow symbols indicate censored values.

Sen's Slope Estimator

GN-AP-MW-3 (bg)

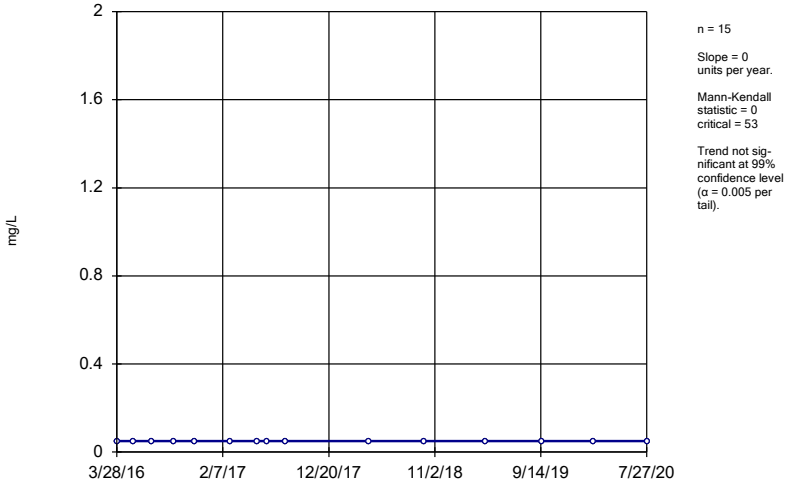

n = 15

Slope = 0 units per year.

Mann-Kendall statistic = 0 critical = 53

Trend not significant at 99% confidence level (α = 0.005 per tail).

Constituent: Boron Analysis Run 10/20/2020 1:41 PM View: Appendix III - Trend Tests

Plant Gaston Client: Southern Company Data: Gaston Ash Pond

Sanitas™ v.9.6.27 Groundwater Stats Consulting. UG

Sen's Slope Estimator

GN-AP-MW-4

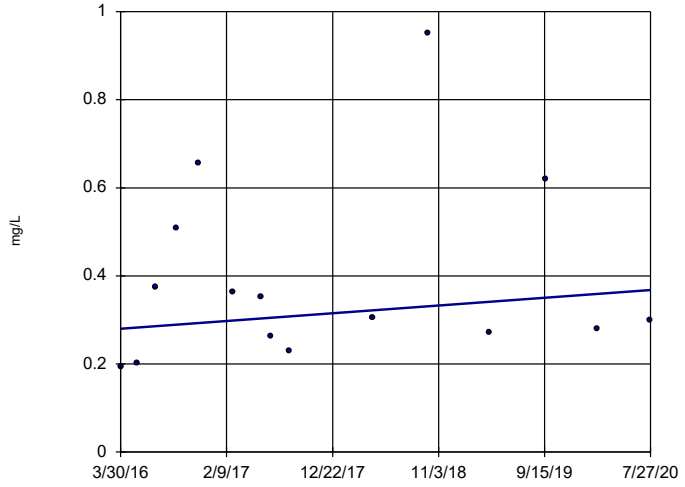

n = 15

Slope = 0.0203 units per year.

Mann-Kendall statistic = 9 critical = 53

Trend not significant at 99% confidence level (α = 0.005 per tail).

Constituent: Boron Analysis Run 10/20/2020 1:41 PM View: Appendix III - Trend Tests

Plant Gaston Client: Southern Company Data: Gaston Ash Pond

Sen's Slope Estimator

GN-AP-MW-5

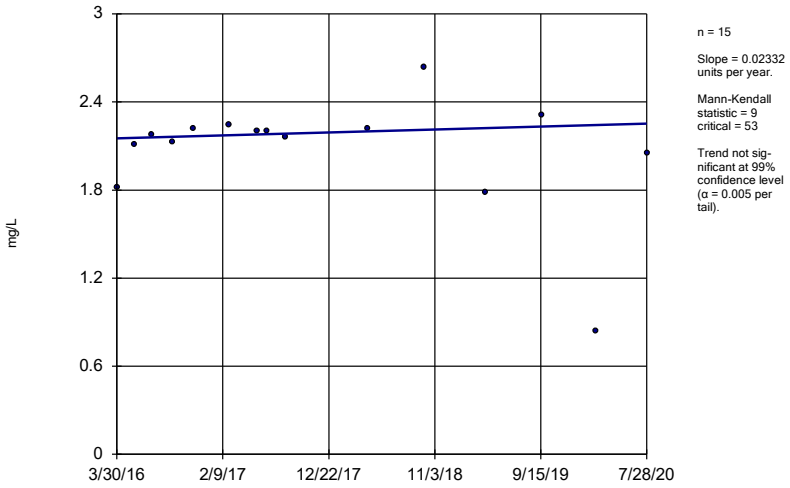

n = 15

Slope = 0.02332 units per year.

Mann-Kendall statistic = 9
critical = 53

Trend not significant at 99% confidence level (α = 0.005 per tail).

Constituent: Boron Analysis Run 10/20/2020 1:41 PM View: Appendix III - Trend Tests
Plant Gaston Client: Southern Company Data: Gaston Ash Pond

Sanitas™ v.9.6.27 Groundwater Stats Consulting. UG

Sen's Slope Estimator

GN-AP-MW-6

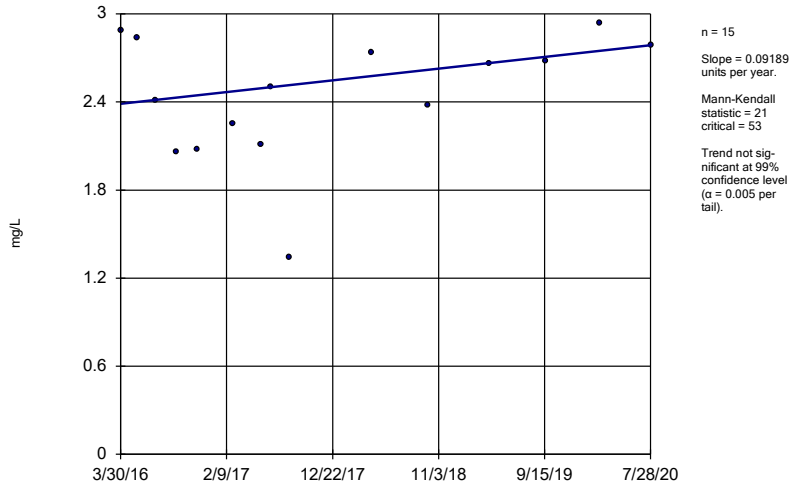

n = 15

Slope = 0.09189 units per year.

Mann-Kendall statistic = 21
critical = 53

Trend not significant at 99% confidence level (α = 0.005 per tail).

Constituent: Boron Analysis Run 10/20/2020 1:41 PM View: Appendix III - Trend Tests
Plant Gaston Client: Southern Company Data: Gaston Ash Pond

Sanitas™ v.9.6.27 Groundwater Stats Consulting. UG

Sen's Slope Estimator

GN-AP-MW-7

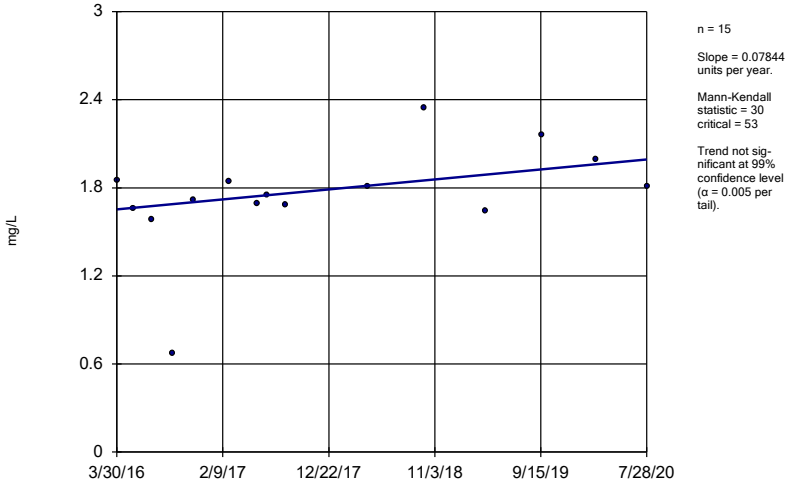

n = 15

Slope = 0.07844 units per year.

Mann-Kendall statistic = 30
critical = 53

Trend not significant at 99% confidence level (α = 0.005 per tail).

Constituent: Boron Analysis Run 10/20/2020 1:41 PM View: Appendix III - Trend Tests
Plant Gaston Client: Southern Company Data: Gaston Ash Pond

Sanitas™ v.9.6.27 Groundwater Stats Consulting. UG

Sen's Slope Estimator

GN-AP-MW-10

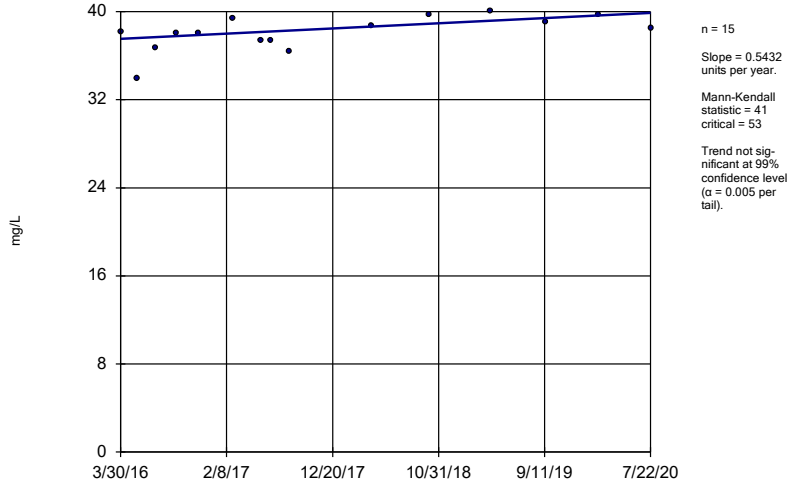

n = 15

Slope = 0.5432 units per year.

Mann-Kendall statistic = 41
critical = 53

Trend not significant at 99% confidence level (α = 0.005 per tail).

Constituent: Calcium Analysis Run 10/20/2020 1:41 PM View: Appendix III - Trend Tests
Plant Gaston Client: Southern Company Data: Gaston Ash Pond

Sen's Slope Estimator

GN-AP-MW-11

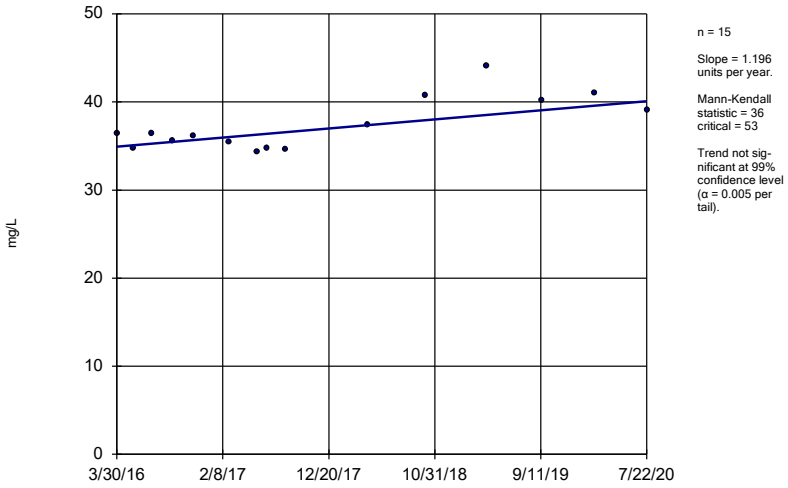

n = 15

Slope = 1.196 units per year.

Mann-Kendall statistic = 36
critical = 53

Trend not significant at 99% confidence level (α = 0.005 per tail).

Constituent: Calcium Analysis Run 10/20/2020 1:41 PM View: Appendix III - Trend Tests
Plant Gaston Client: Southern Company Data: Gaston Ash Pond

Sanitas™ v.9.6.27 Groundwater Stats Consulting. UG

Sen's Slope Estimator

GN-AP-MW-12

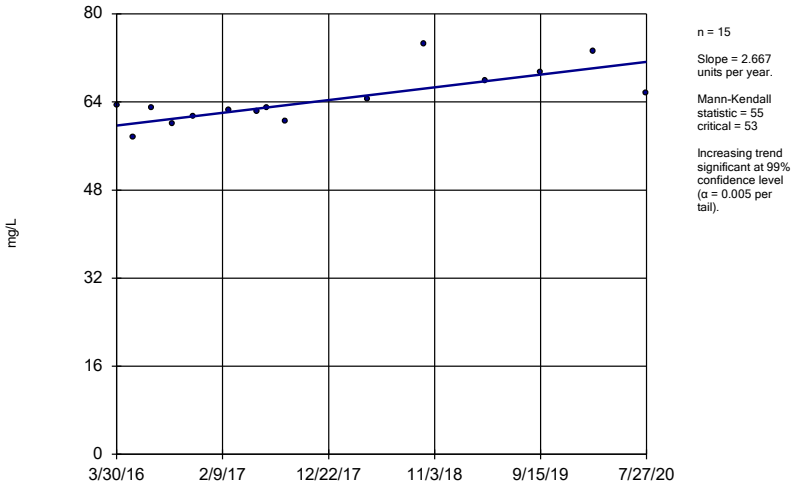

n = 15

Slope = 2.667 units per year.

Mann-Kendall statistic = 55
critical = 53

Increasing trend significant at 99% confidence level (α = 0.005 per tail).

Constituent: Calcium Analysis Run 10/20/2020 1:41 PM View: Appendix III - Trend Tests
Plant Gaston Client: Southern Company Data: Gaston Ash Pond

Sanitas™ v.9.6.27 Groundwater Stats Consulting. UG

Sen's Slope Estimator

GN-AP-MW-13

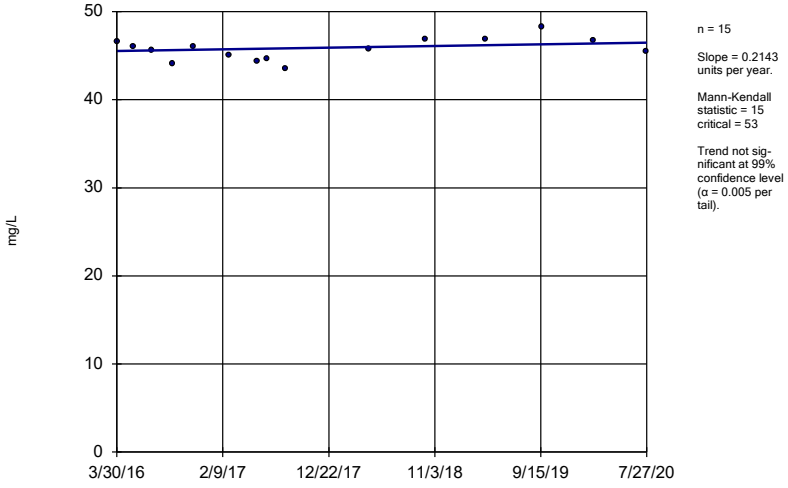

n = 15

Slope = 0.2143 units per year.

Mann-Kendall statistic = 15
critical = 53

Trend not significant at 99% confidence level (α = 0.005 per tail).

Constituent: Calcium Analysis Run 10/20/2020 1:41 PM View: Appendix III - Trend Tests
Plant Gaston Client: Southern Company Data: Gaston Ash Pond

Sanitas™ v.9.6.27 Groundwater Stats Consulting. UG

Sen's Slope Estimator

GN-AP-MW-14

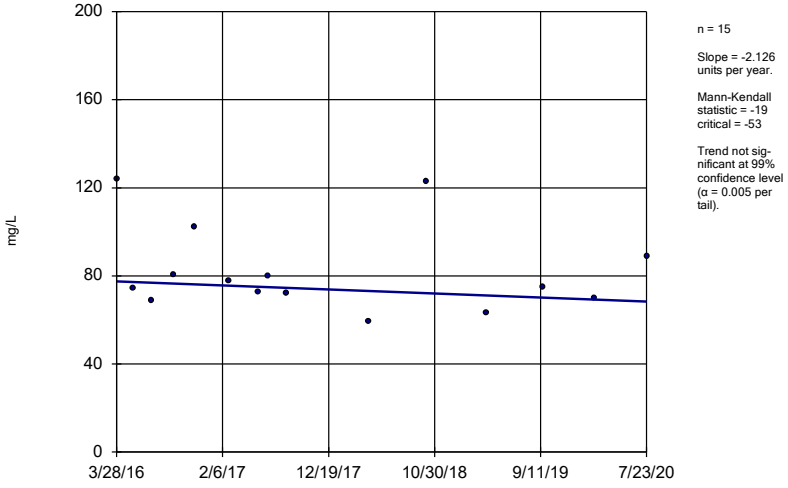

n = 15

Slope = -2.126 units per year.

Mann-Kendall statistic = -19
critical = -53

Trend not significant at 99% confidence level (α = 0.005 per tail).

Constituent: Calcium Analysis Run 10/20/2020 1:41 PM View: Appendix III - Trend Tests
Plant Gaston Client: Southern Company Data: Gaston Ash Pond

Sen's Slope Estimator

GN-AP-MW-15R

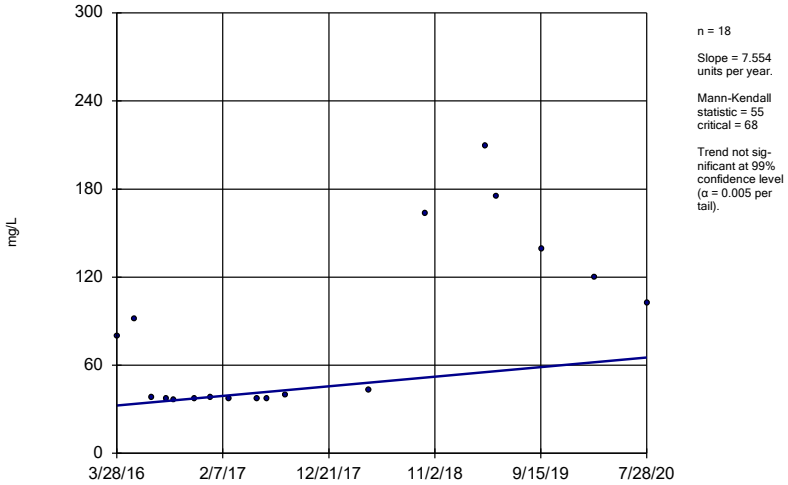

n = 18

Slope = 7.554 units per year.

Mann-Kendall statistic = 55 critical = 68

Trend not significant at 99% confidence level (α = 0.005 per tail).

Constituent: Calcium Analysis Run 10/20/2020 1:41 PM View: Appendix III - Trend Tests

Plant Gaston Client: Southern Company Data: Gaston Ash Pond

Sanitas™ v.9.6.27 Groundwater Stats Consulting. UG

Sen's Slope Estimator

GN-AP-MW-16

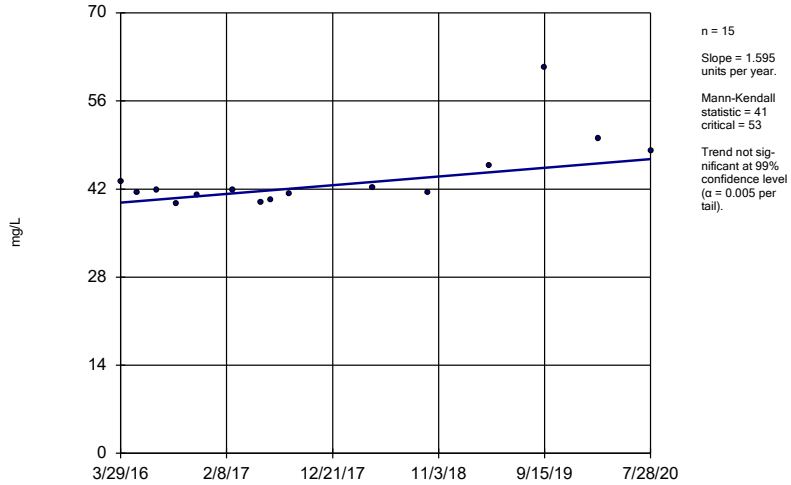

n = 15

Slope = 1.595 units per year.

Mann-Kendall statistic = 41 critical = 53

Trend not significant at 99% confidence level (α = 0.005 per tail).

Constituent: Calcium Analysis Run 10/20/2020 1:41 PM View: Appendix III - Trend Tests

Plant Gaston Client: Southern Company Data: Gaston Ash Pond

Sanitas™ v.9.6.27 Groundwater Stats Consulting. UG

Sen's Slope Estimator

GN-AP-MW-17

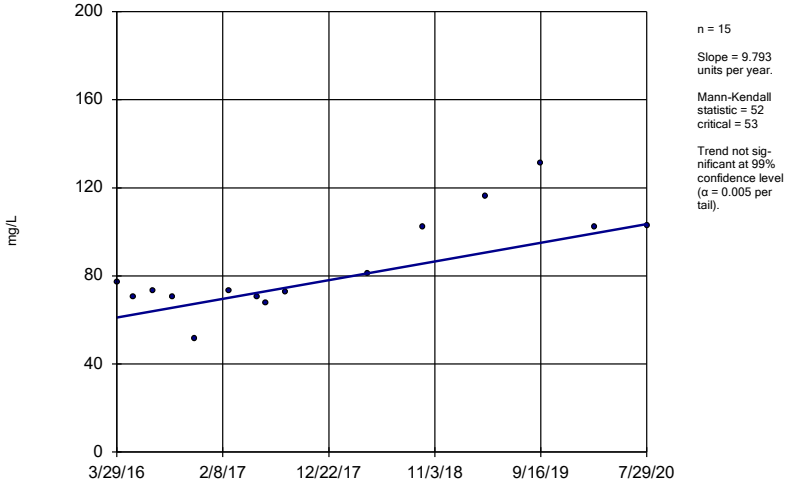

n = 15

Slope = 9.793 units per year.

Mann-Kendall statistic = 52 critical = 53

Trend not significant at 99% confidence level (α = 0.005 per tail).

Constituent: Calcium Analysis Run 10/20/2020 1:41 PM View: Appendix III - Trend Tests

Plant Gaston Client: Southern Company Data: Gaston Ash Pond

Sanitas™ v.9.6.27 Groundwater Stats Consulting. UG

Sen's Slope Estimator

GN-AP-MW-18

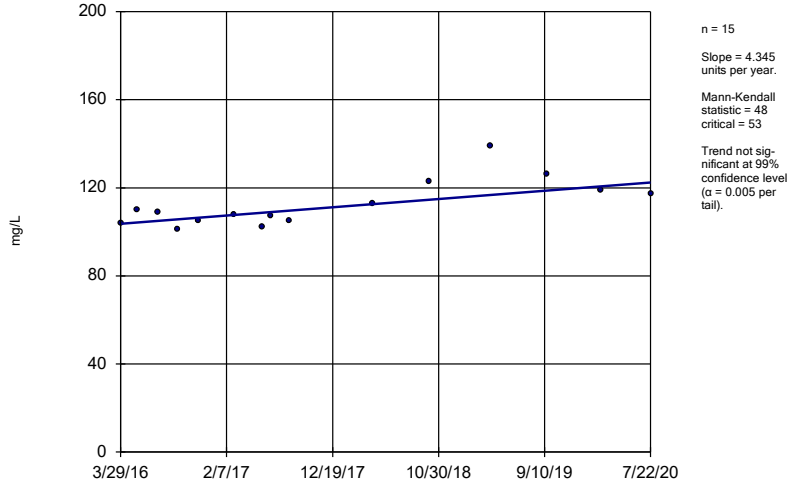

n = 15

Slope = 4.345 units per year.

Mann-Kendall statistic = 48 critical = 53

Trend not significant at 99% confidence level (α = 0.005 per tail).

Constituent: Calcium Analysis Run 10/20/2020 1:41 PM View: Appendix III - Trend Tests

Plant Gaston Client: Southern Company Data: Gaston Ash Pond

Sen's Slope Estimator

GN-AP-MW-19

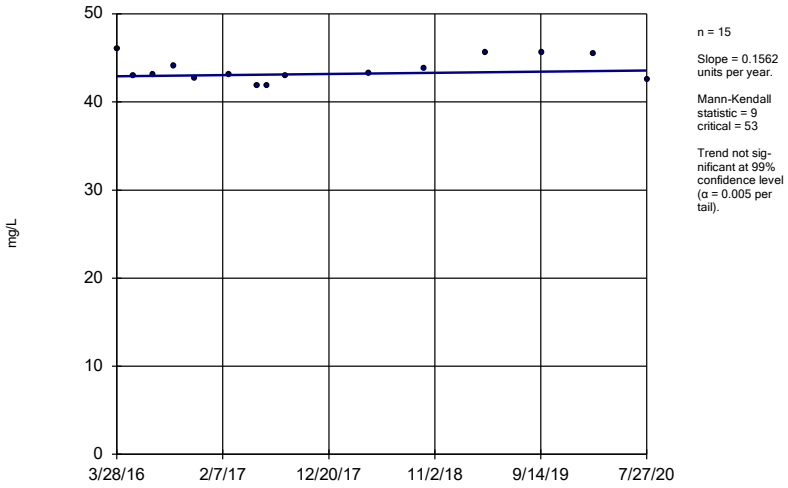

n = 15

Slope = 0.1562 units per year.

Mann-Kendall statistic = 9
critical = 53

Trend not significant at 99% confidence level (α = 0.005 per tail).

Constituent: Calcium Analysis Run 10/20/2020 1:41 PM View: Appendix III - Trend Tests
Plant Gaston Client: Southern Company Data: Gaston Ash Pond

Sanitas™ v.9.6.27 Groundwater Stats Consulting. UG

Sen's Slope Estimator

GN-AP-MW-2 (bg)

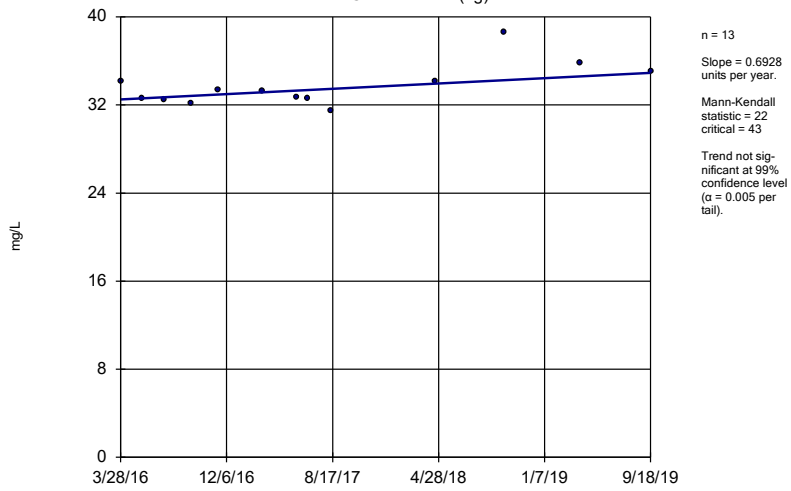

n = 13

Slope = 0.6928 units per year.

Mann-Kendall statistic = 22
critical = 43

Trend not significant at 99% confidence level (α = 0.005 per tail).

Constituent: Calcium Analysis Run 10/20/2020 1:41 PM View: Appendix III - Trend Tests
Plant Gaston Client: Southern Company Data: Gaston Ash Pond

Sanitas™ v.9.6.27 Groundwater Stats Consulting. UG

Sen's Slope Estimator

GN-AP-MW-20

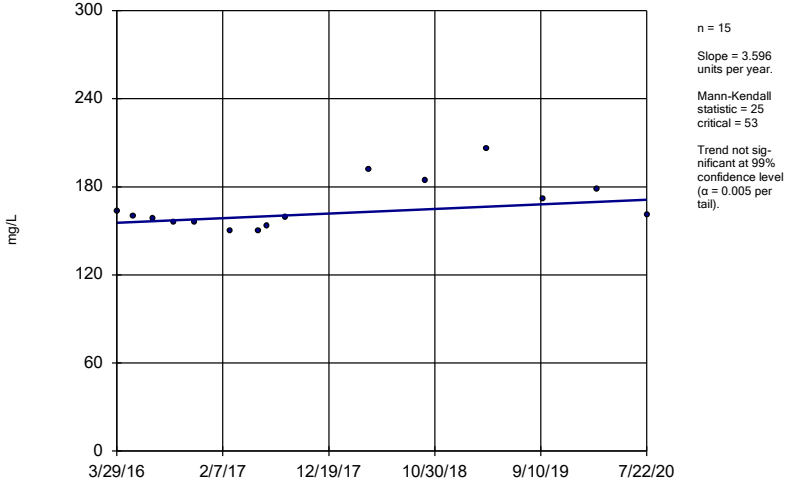

n = 15

Slope = 3.596 units per year.

Mann-Kendall statistic = 25
critical = 53

Trend not significant at 99% confidence level (α = 0.005 per tail).

Constituent: Calcium Analysis Run 10/20/2020 1:41 PM View: Appendix III - Trend Tests
Plant Gaston Client: Southern Company Data: Gaston Ash Pond

Sanitas™ v.9.6.27 Groundwater Stats Consulting. UG

Sen's Slope Estimator

GN-AP-MW-21

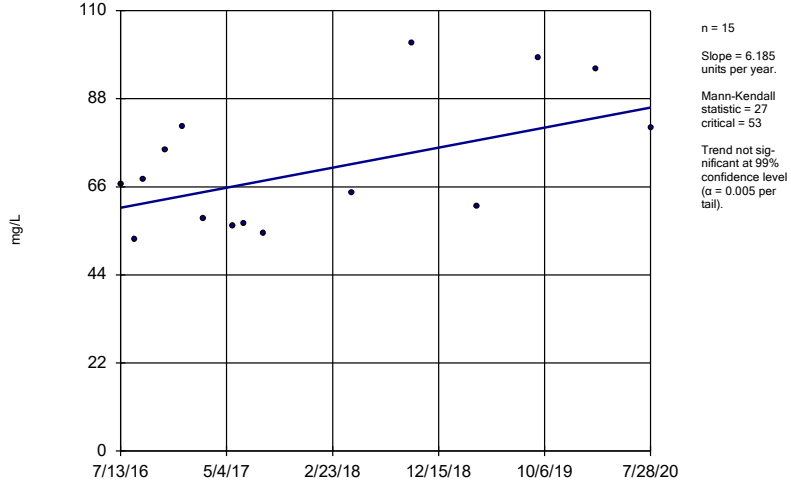

n = 15

Slope = 6.185 units per year.

Mann-Kendall statistic = 27
critical = 53

Trend not significant at 99% confidence level (α = 0.005 per tail).

Constituent: Calcium Analysis Run 10/20/2020 1:41 PM View: Appendix III - Trend Tests
Plant Gaston Client: Southern Company Data: Gaston Ash Pond

Sen's Slope Estimator

GN-AP-MW-22

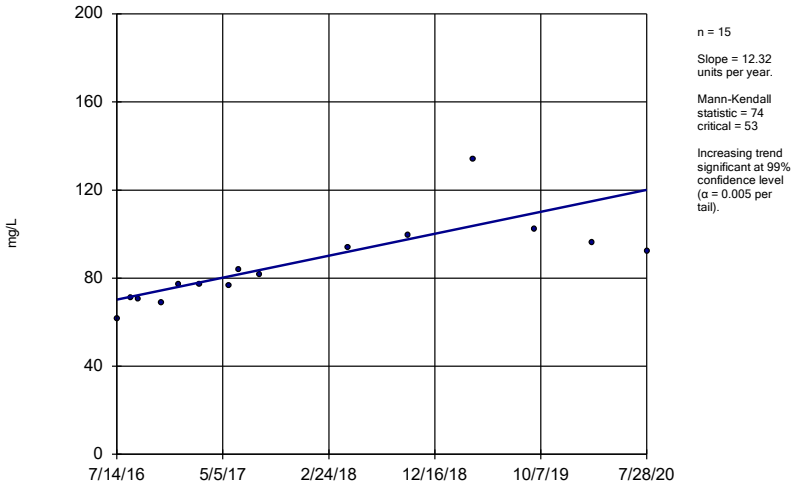

n = 15

Slope = 12.32 units per year.

Mann-Kendall statistic = 74 critical = 53

Increasing trend significant at 99% confidence level (α = 0.005 per tail).

Constituent: Calcium Analysis Run 10/20/2020 1:41 PM View: Appendix III - Trend Tests

Plant Gaston Client: Southern Company Data: Gaston Ash Pond

Sanitas™ v.9.6.27 Groundwater Stats Consulting. UG

Sen's Slope Estimator

GN-AP-MW-3 (bg)

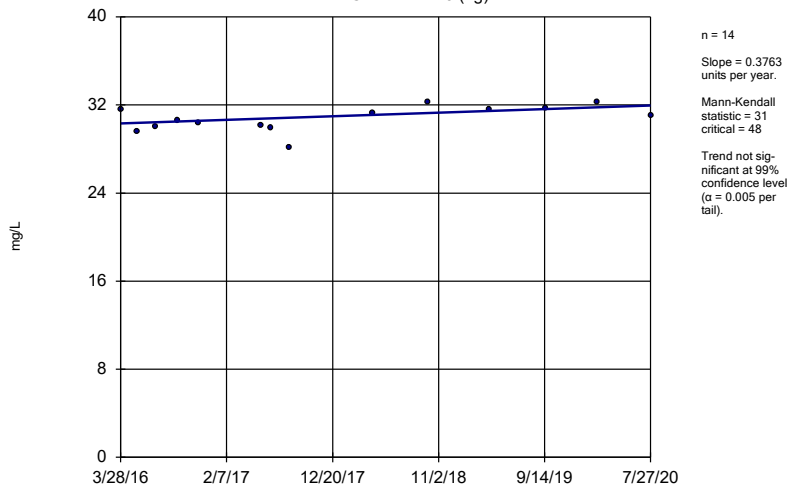

n = 14

Slope = 0.3763 units per year.

Mann-Kendall statistic = 31 critical = 48

Trend not significant at 99% confidence level (α = 0.005 per tail).

Constituent: Calcium Analysis Run 10/20/2020 1:41 PM View: Appendix III - Trend Tests

Plant Gaston Client: Southern Company Data: Gaston Ash Pond

Sanitas™ v.9.6.27 Groundwater Stats Consulting. UG

Sen's Slope Estimator

GN-AP-MW-4

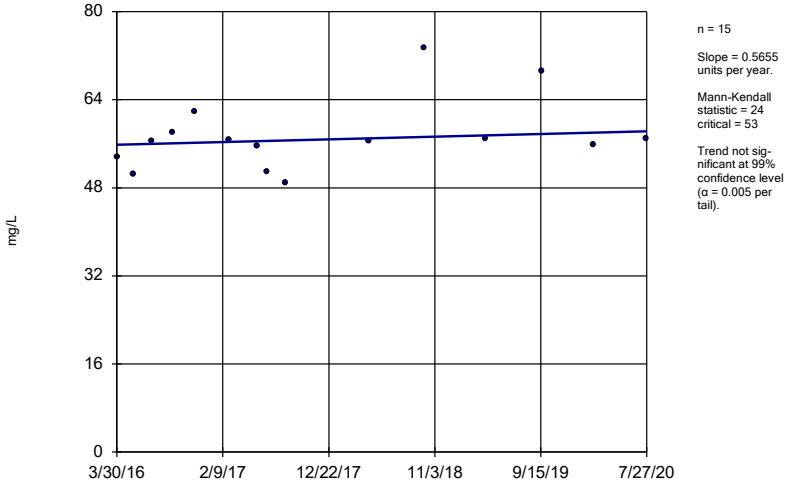

n = 15

Slope = 0.5655 units per year.

Mann-Kendall statistic = 24 critical = 53

Trend not significant at 99% confidence level (α = 0.005 per tail).

Constituent: Calcium Analysis Run 10/20/2020 1:41 PM View: Appendix III - Trend Tests

Plant Gaston Client: Southern Company Data: Gaston Ash Pond

Sanitas™ v.9.6.27 Groundwater Stats Consulting. UG

Sen's Slope Estimator

GN-AP-MW-5

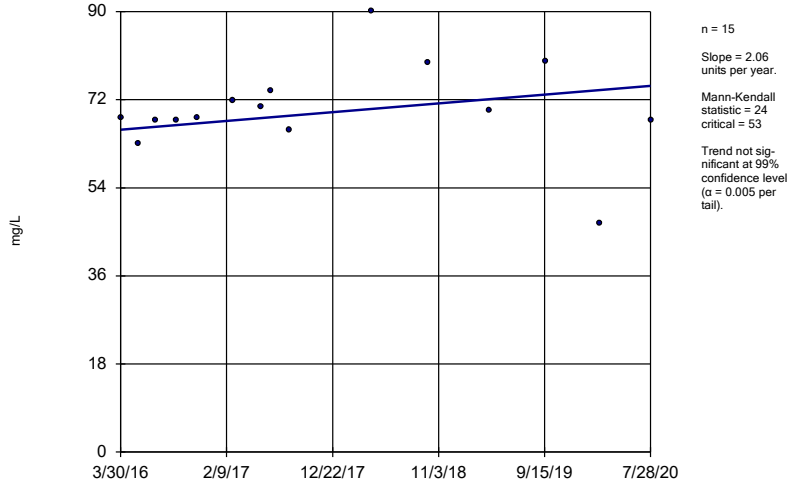

n = 15

Slope = 2.06 units per year.

Mann-Kendall statistic = 24 critical = 53

Trend not significant at 99% confidence level (α = 0.005 per tail).

Constituent: Calcium Analysis Run 10/20/2020 1:41 PM View: Appendix III - Trend Tests

Plant Gaston Client: Southern Company Data: Gaston Ash Pond

Sen's Slope Estimator

GN-AP-MW-6

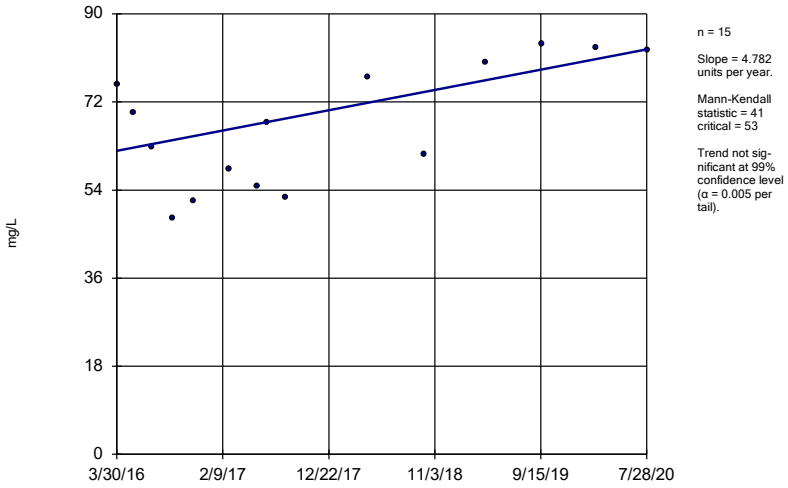

n = 15

Slope = 4.782 units per year.

Mann-Kendall statistic = 41 critical = 53

Trend not significant at 99% confidence level (α = 0.005 per tail).

Constituent: Calcium Analysis Run 10/20/2020 1:41 PM View: Appendix III - Trend Tests

Plant Gaston Client: Southern Company Data: Gaston Ash Pond

Sanitas™ v.9.6.27 Groundwater Stats Consulting. UG

Sen's Slope Estimator

GN-AP-MW-7

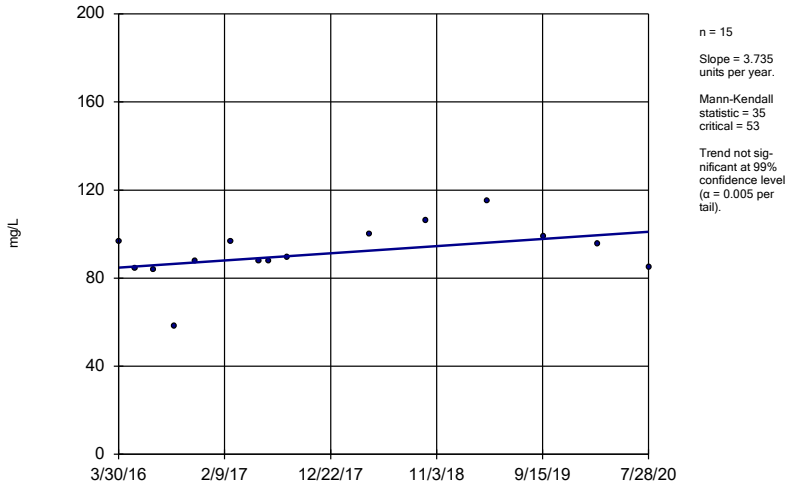

n = 15

Slope = 3.735 units per year.

Mann-Kendall statistic = 35 critical = 53

Trend not significant at 99% confidence level (α = 0.005 per tail).

Constituent: Calcium Analysis Run 10/20/2020 1:41 PM View: Appendix III - Trend Tests

Plant Gaston Client: Southern Company Data: Gaston Ash Pond

Sanitas™ v.9.6.27 Groundwater Stats Consulting. UG

Sen's Slope Estimator

GN-AP-MW-8

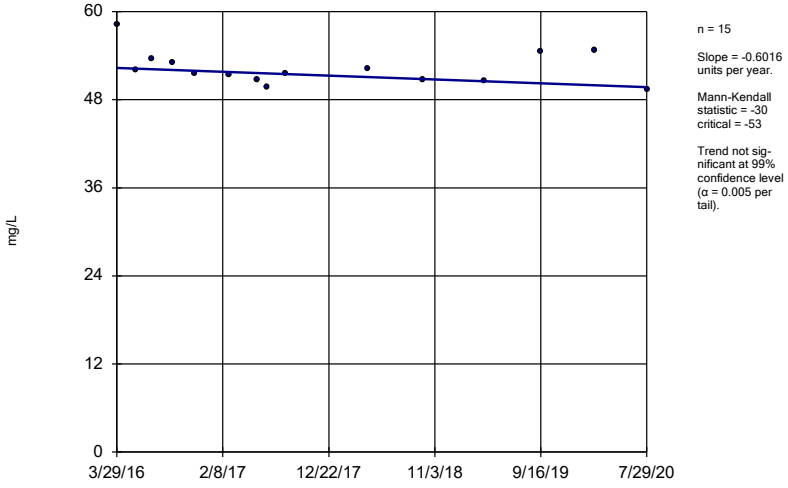

n = 15

Slope = -0.6016 units per year.

Mann-Kendall statistic = -30 critical = -53

Trend not significant at 99% confidence level (α = 0.005 per tail).

Constituent: Calcium Analysis Run 10/20/2020 1:41 PM View: Appendix III - Trend Tests

Plant Gaston Client: Southern Company Data: Gaston Ash Pond

Sanitas™ v.9.6.27 Groundwater Stats Consulting. UG

Sen's Slope Estimator

GN-AP-MW-11

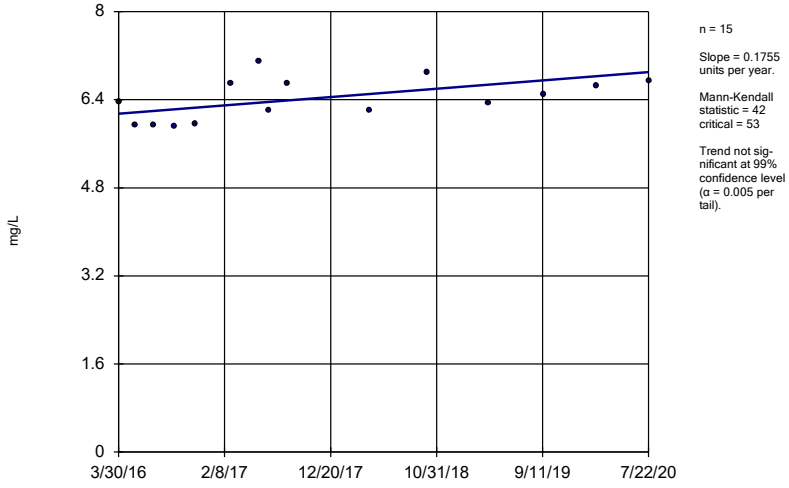

n = 15

Slope = 0.1755 units per year.

Mann-Kendall statistic = 42 critical = 53

Trend not significant at 99% confidence level (α = 0.005 per tail).

Constituent: Chloride Analysis Run 10/20/2020 1:41 PM View: Appendix III - Trend Tests

Plant Gaston Client: Southern Company Data: Gaston Ash Pond

Sen's Slope Estimator

GN-AP-MW-12

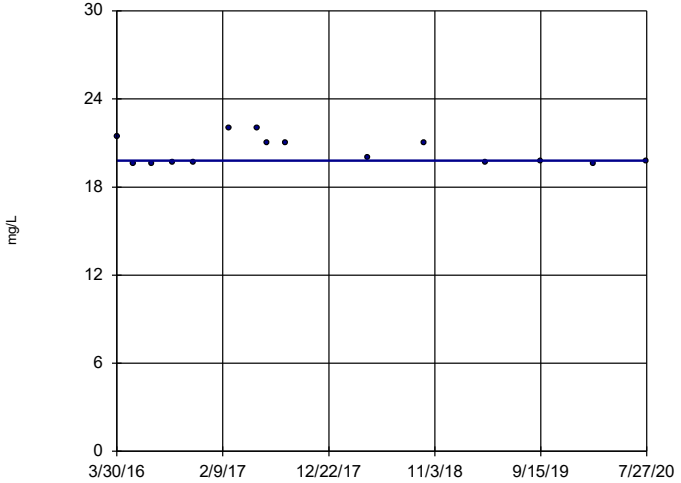

n = 15

Slope = 0 units per year.

Mann-Kendall statistic = -6
critical = -53

Trend not significant at 99% confidence level (α = 0.005 per tail).

Constituent: Chloride Analysis Run 10/20/2020 1:41 PM View: Appendix III - Trend Tests

Plant Gaston Client: Southern Company Data: Gaston Ash Pond

Sanitas™ v.9.6.27 Groundwater Stats Consulting. UG

Sen's Slope Estimator

GN-AP-MW-15R

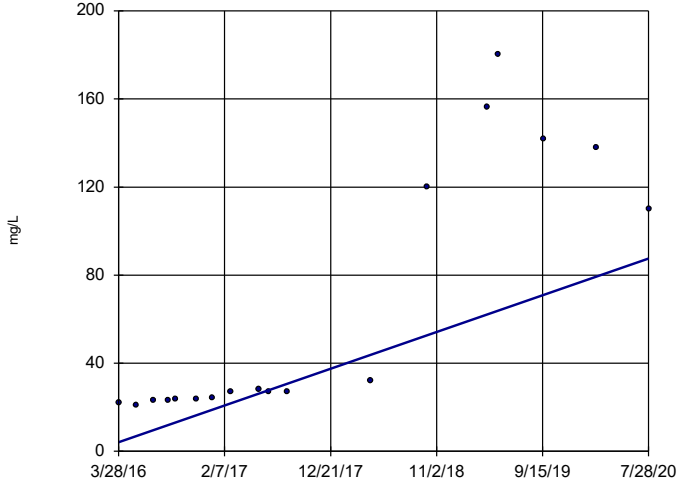

n = 18

Slope = 19.25 units per year.

Mann-Kendall statistic = 124
critical = 68

Increasing trend significant at 99% confidence level (α = 0.005 per tail).

Constituent: Chloride Analysis Run 10/20/2020 1:41 PM View: Appendix III - Trend Tests

Plant Gaston Client: Southern Company Data: Gaston Ash Pond

Sanitas™ v.9.6.27 Groundwater Stats Consulting. UG

Sen's Slope Estimator

GN-AP-MW-16

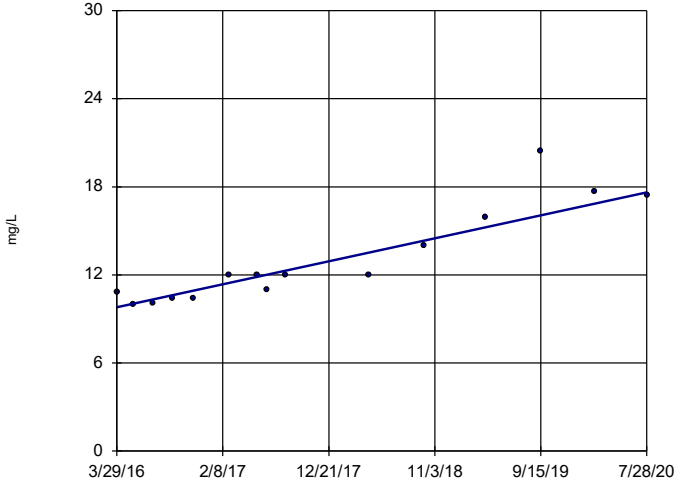

n = 15

Slope = 1.806 units per year.

Mann-Kendall statistic = 80
critical = 53

Increasing trend significant at 99% confidence level (α = 0.005 per tail).

Constituent: Chloride Analysis Run 10/20/2020 1:41 PM View: Appendix III - Trend Tests

Plant Gaston Client: Southern Company Data: Gaston Ash Pond

Sanitas™ v.9.6.27 Groundwater Stats Consulting. UG

Sen's Slope Estimator

GN-AP-MW-17

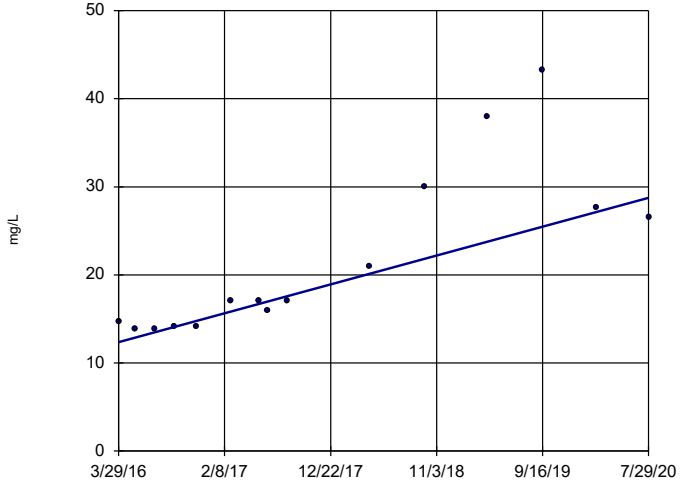

n = 15

Slope = 3.771 units per year.

Mann-Kendall statistic = 75
critical = 53

Increasing trend significant at 99% confidence level (α = 0.005 per tail).

Constituent: Chloride Analysis Run 10/20/2020 1:41 PM View: Appendix III - Trend Tests

Plant Gaston Client: Southern Company Data: Gaston Ash Pond

Sanitas™ v.9.6.27 Groundwater Stats Consulting. UG

Sen's Slope Estimator

GN-AP-MW-18

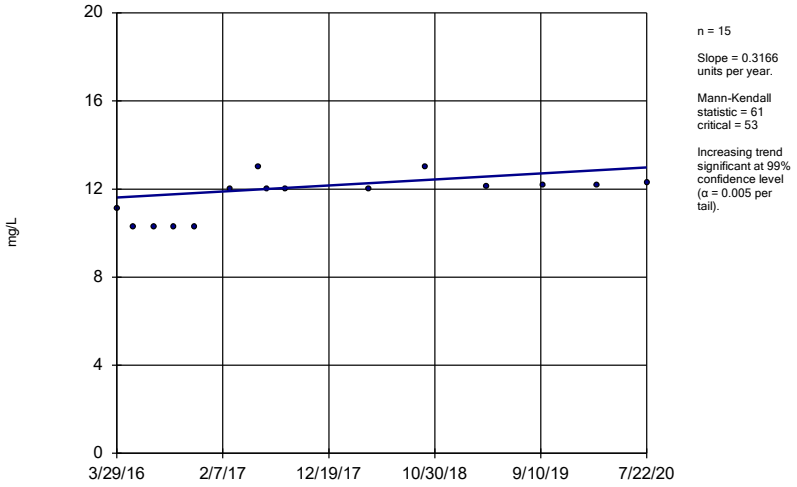

n = 15

Slope = 0.3166 units per year.

Mann-Kendall statistic = 61 critical = 53

Increasing trend significant at 99% confidence level (α = 0.005 per tail).

Constituent: Chloride Analysis Run 10/20/2020 1:41 PM View: Appendix III - Trend Tests

Plant Gaston Client: Southern Company Data: Gaston Ash Pond

Sanitas™ v.9.6.27 Groundwater Stats Consulting. UG

Hollow symbols indicate censored values.

Sen's Slope Estimator

GN-AP-MW-19

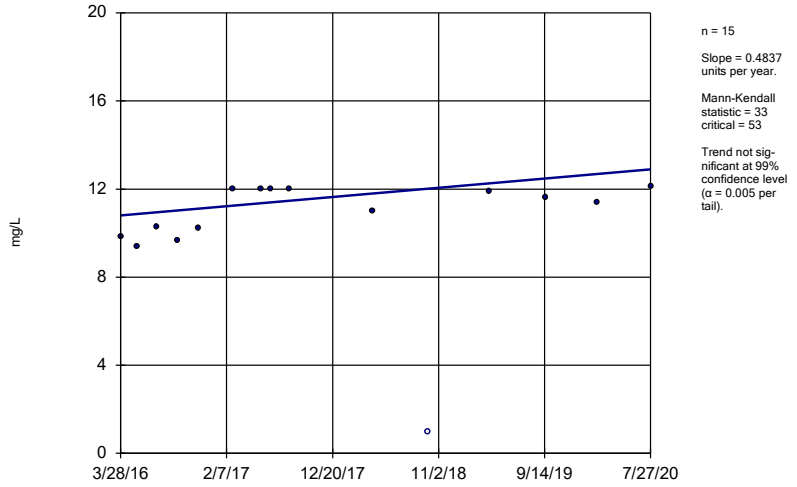

n = 15

Slope = 0.4837 units per year.

Mann-Kendall statistic = 33 critical = 53

Trend not significant at 99% confidence level (α = 0.005 per tail).

Constituent: Chloride Analysis Run 10/20/2020 1:41 PM View: Appendix III - Trend Tests

Plant Gaston Client: Southern Company Data: Gaston Ash Pond

Sanitas™ v.9.6.27 Groundwater Stats Consulting. UG

Hollow symbols indicate censored values.

Sen's Slope Estimator

GN-AP-MW-2 (bg)

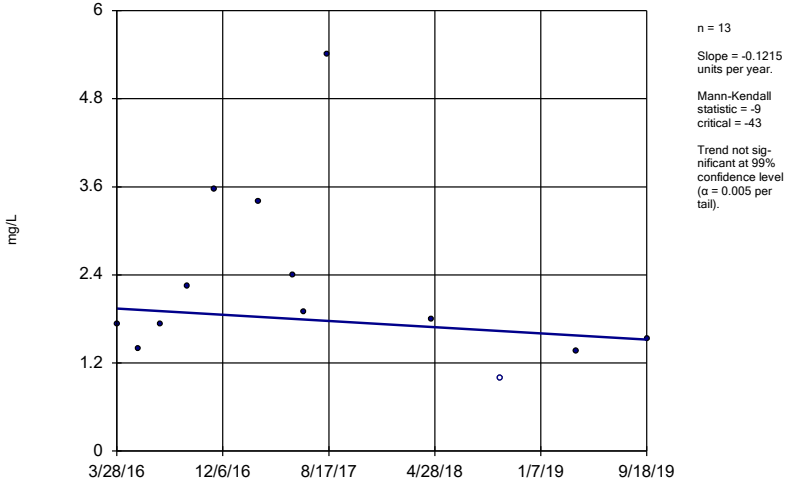

n = 13

Slope = -0.1215 units per year.

Mann-Kendall statistic = -9 critical = -43

Trend not significant at 99% confidence level (α = 0.005 per tail).

Constituent: Chloride Analysis Run 10/20/2020 1:41 PM View: Appendix III - Trend Tests

Plant Gaston Client: Southern Company Data: Gaston Ash Pond

Sanitas™ v.9.6.27 Groundwater Stats Consulting. UG

Sen's Slope Estimator

GN-AP-MW-20

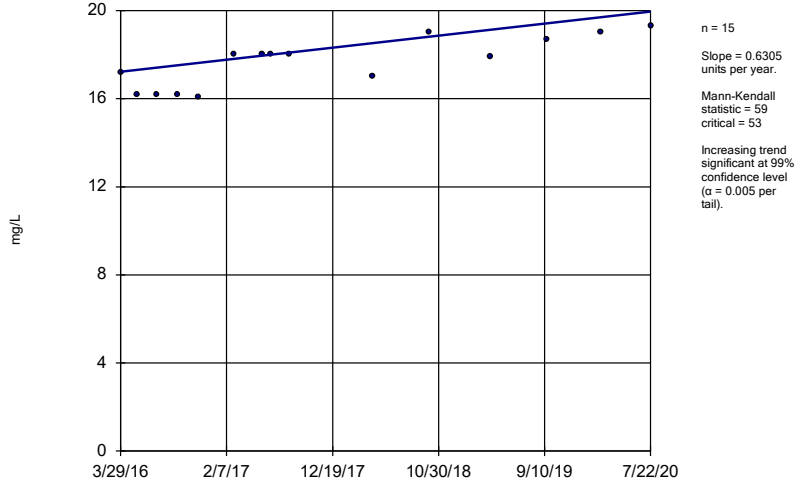

n = 15

Slope = 0.6305 units per year.

Mann-Kendall statistic = 59 critical = 53

Increasing trend significant at 99% confidence level (α = 0.005 per tail).

Constituent: Chloride Analysis Run 10/20/2020 1:41 PM View: Appendix III - Trend Tests

Plant Gaston Client: Southern Company Data: Gaston Ash Pond

Sen's Slope Estimator

GN-AP-MW-21

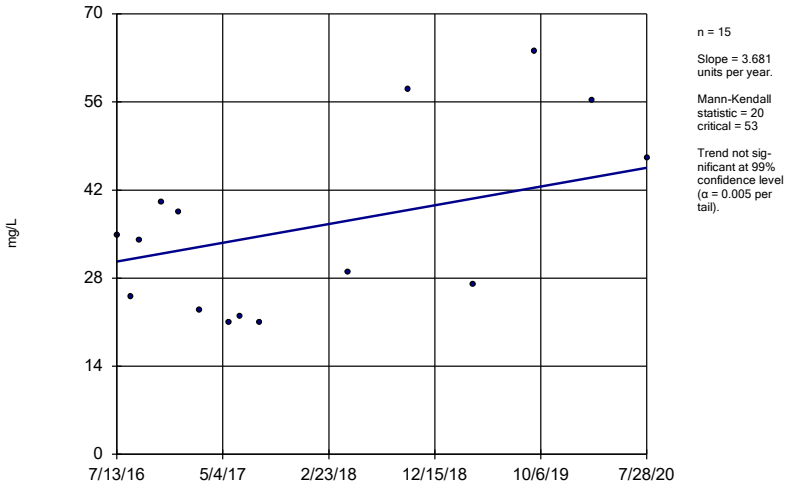

n = 15

Slope = 3.681 units per year.

Mann-Kendall statistic = 20 critical = 53

Trend not significant at 99% confidence level (α = 0.005 per tail).

Constituent: Chloride Analysis Run 10/20/2020 1:41 PM View: Appendix III - Trend Tests

Plant Gaston Client: Southern Company Data: Gaston Ash Pond

Sanitas™ v.9.6.27 Groundwater Stats Consulting. UG

Sen's Slope Estimator

GN-AP-MW-22

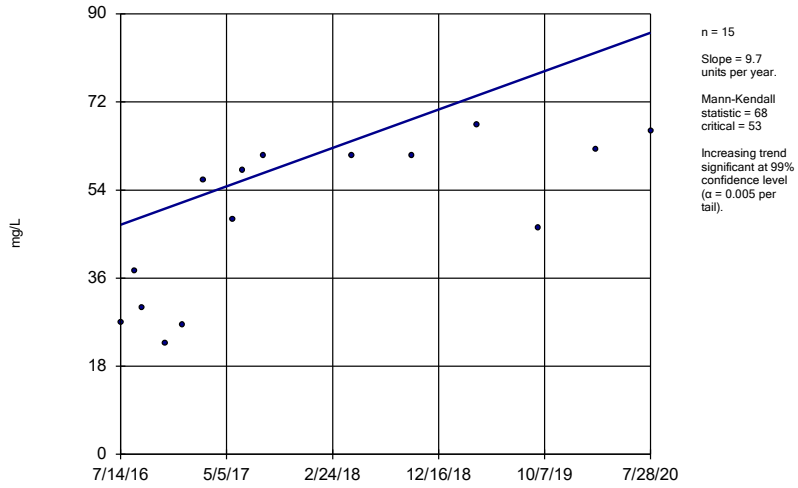

n = 15

Slope = 9.7 units per year.

Mann-Kendall statistic = 68 critical = 53

Increasing trend significant at 99% confidence level (α = 0.005 per tail).

Constituent: Chloride Analysis Run 10/20/2020 1:41 PM View: Appendix III - Trend Tests

Plant Gaston Client: Southern Company Data: Gaston Ash Pond

Sanitas™ v.9.6.27 Groundwater Stats Consulting. UG

Sen's Slope Estimator

GN-AP-MW-3 (bg)

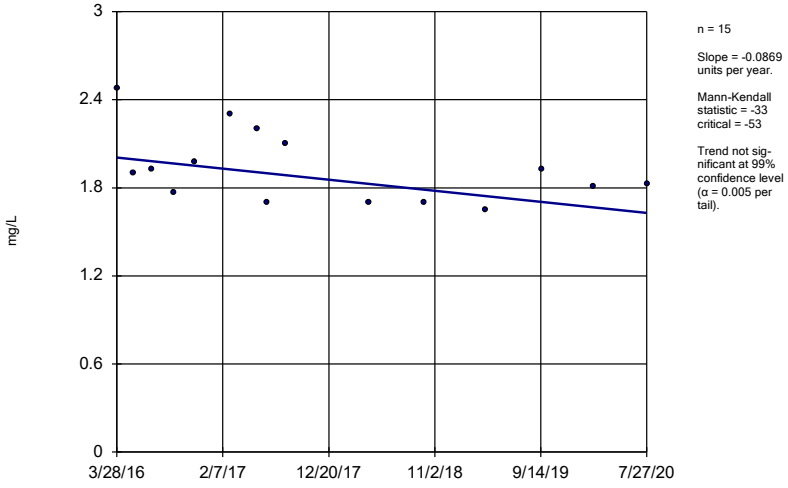

n = 15

Slope = -0.0869 units per year.

Mann-Kendall statistic = -33 critical = -53

Trend not significant at 99% confidence level (α = 0.005 per tail).

Constituent: Chloride Analysis Run 10/20/2020 1:41 PM View: Appendix III - Trend Tests

Plant Gaston Client: Southern Company Data: Gaston Ash Pond

Sanitas™ v.9.6.27 Groundwater Stats Consulting. UG

Sen's Slope Estimator

GN-AP-MW-4

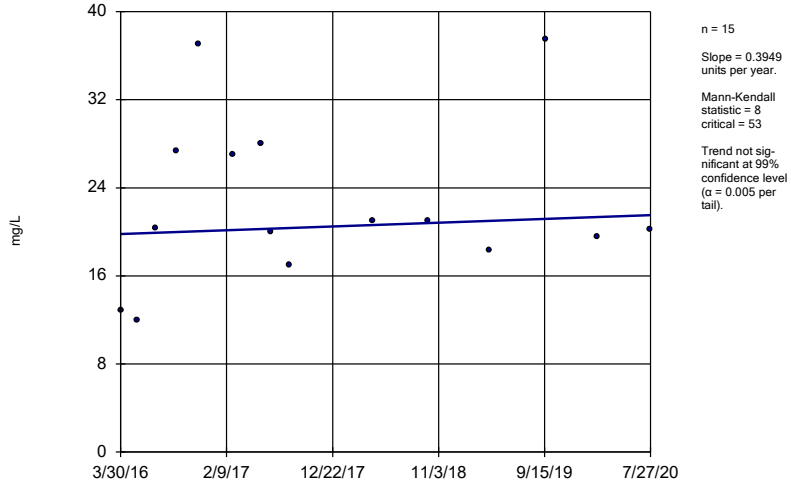

n = 15

Slope = 0.3949 units per year.

Mann-Kendall statistic = 8 critical = 53

Trend not significant at 99% confidence level (α = 0.005 per tail).

Constituent: Chloride Analysis Run 10/20/2020 1:41 PM View: Appendix III - Trend Tests

Plant Gaston Client: Southern Company Data: Gaston Ash Pond

Sen's Slope Estimator

GN-AP-MW-5

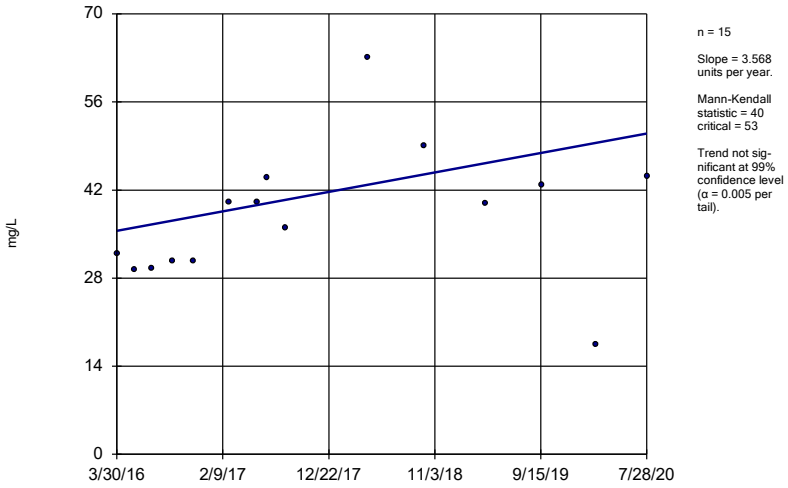

n = 15

Slope = 3.568 units per year.

Mann-Kendall statistic = 40 critical = 53

Trend not significant at 99% confidence level (α = 0.005 per tail).

Constituent: Chloride Analysis Run 10/20/2020 1:41 PM View: Appendix III - Trend Tests

Plant Gaston Client: Southern Company Data: Gaston Ash Pond

Sanitas™ v.9.6.27 Groundwater Stats Consulting. UG

Sen's Slope Estimator

GN-AP-MW-6

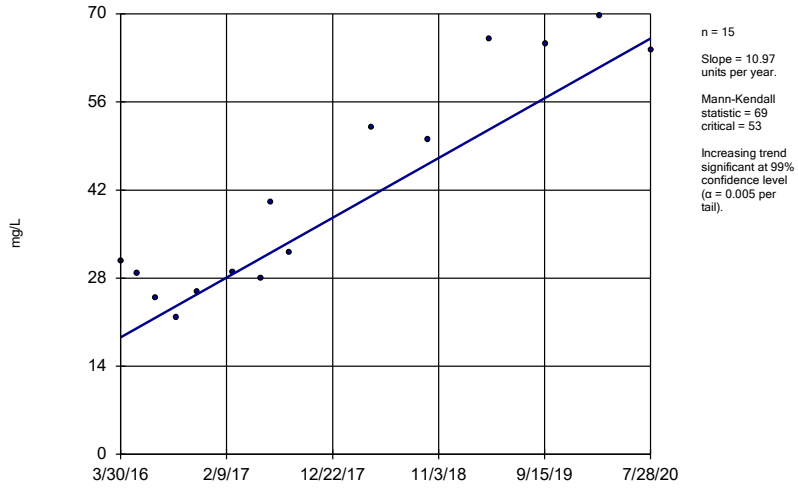

n = 15

Slope = 10.97 units per year.

Mann-Kendall statistic = 69 critical = 53

Increasing trend significant at 99% confidence level (α = 0.005 per tail).

Constituent: Chloride Analysis Run 10/20/2020 1:41 PM View: Appendix III - Trend Tests

Plant Gaston Client: Southern Company Data: Gaston Ash Pond

Sanitas™ v.9.6.27 Groundwater Stats Consulting. UG

Sen's Slope Estimator

GN-AP-MW-7

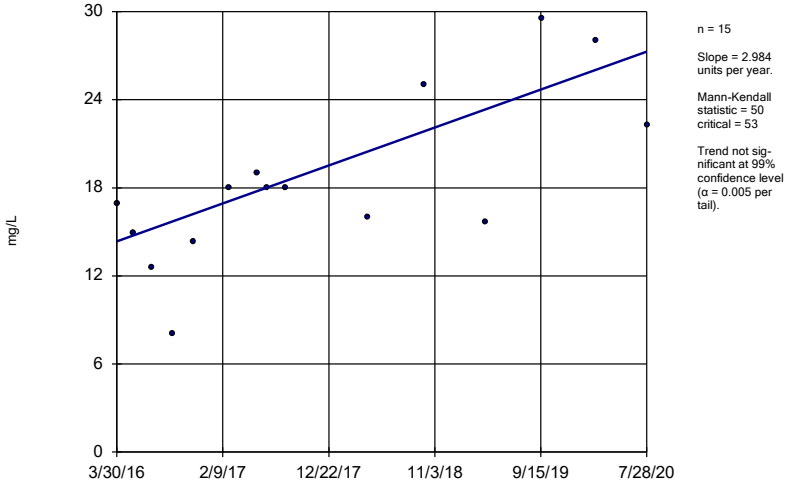

n = 15

Slope = 2.984 units per year.

Mann-Kendall statistic = 50 critical = 53

Trend not significant at 99% confidence level (α = 0.005 per tail).

Constituent: Chloride Analysis Run 10/20/2020 1:41 PM View: Appendix III - Trend Tests

Plant Gaston Client: Southern Company Data: Gaston Ash Pond

Sanitas™ v.9.6.27 Groundwater Stats Consulting. UG

Sen's Slope Estimator

GN-AP-MW-9

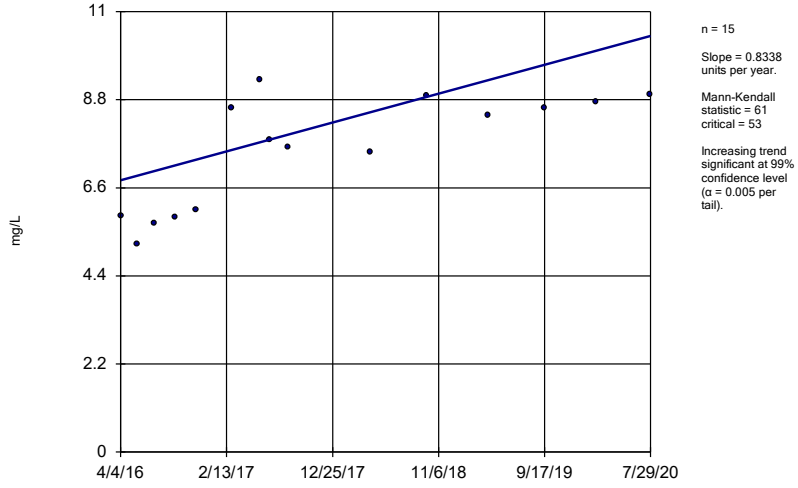

n = 15

Slope = 0.8338 units per year.

Mann-Kendall statistic = 61 critical = 53

Increasing trend significant at 99% confidence level (α = 0.005 per tail).

Constituent: Chloride Analysis Run 10/20/2020 1:41 PM View: Appendix III - Trend Tests

Plant Gaston Client: Southern Company Data: Gaston Ash Pond

Sanitas™ v.9.6.27 Groundwater Stats Consulting. UG

Sen's Slope Estimator

GN-AP-MW-16

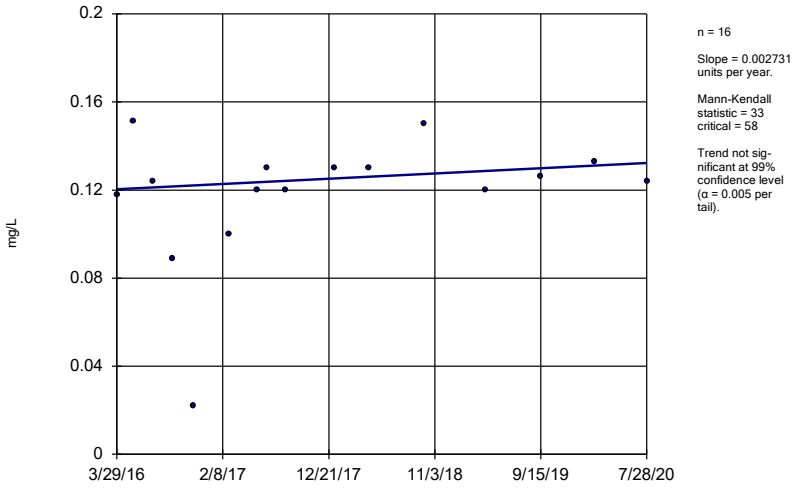

n = 16

Slope = 0.002731 units per year.

Mann-Kendall statistic = 33 critical = 58

Trend not significant at 99% confidence level (α = 0.005 per tail).

Constituent: Fluoride Analysis Run 10/20/2020 1:41 PM View: Appendix III - Trend Tests

Plant Gaston Client: Southern Company Data: Gaston Ash Pond

Sanitas™ v.9.6.27 Groundwater Stats Consulting. UG

Sen's Slope Estimator

GN-AP-MW-17

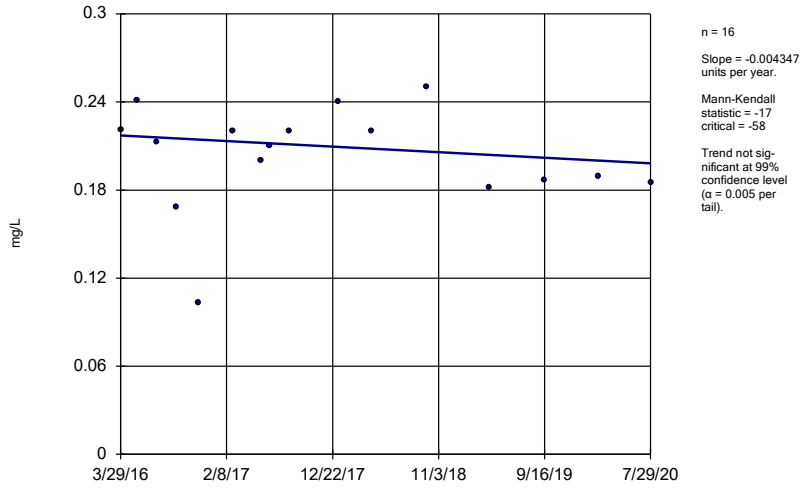

n = 16

Slope = -0.004347 units per year.

Mann-Kendall statistic = -17 critical = -58

Trend not significant at 99% confidence level (α = 0.005 per tail).

Constituent: Fluoride Analysis Run 10/20/2020 1:41 PM View: Appendix III - Trend Tests

Plant Gaston Client: Southern Company Data: Gaston Ash Pond

Sanitas™ v.9.6.27 Groundwater Stats Consulting. UG

Hollow symbols indicate censored values.

Sen's Slope Estimator

GN-AP-MW-2 (bg)

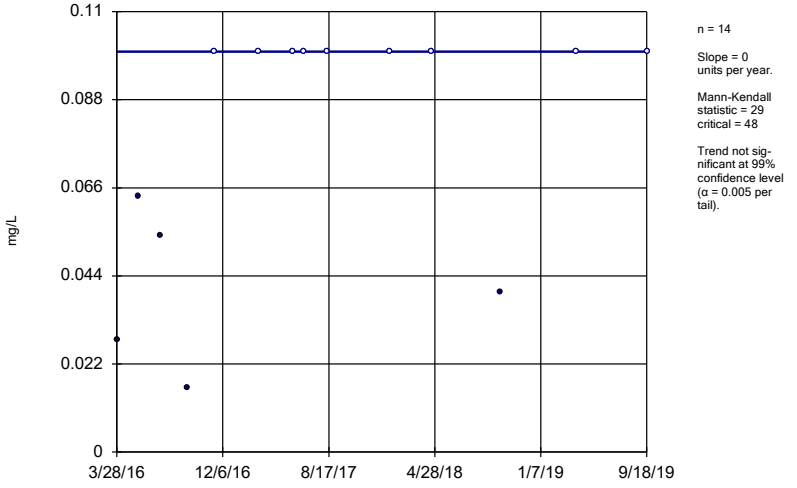

n = 14

Slope = 0 units per year.

Mann-Kendall statistic = 29 critical = 48

Trend not significant at 99% confidence level (α = 0.005 per tail).

Constituent: Fluoride Analysis Run 10/20/2020 1:41 PM View: Appendix III - Trend Tests

Plant Gaston Client: Southern Company Data: Gaston Ash Pond

Sanitas™ v.9.6.27 Groundwater Stats Consulting. UG

Hollow symbols indicate censored values.

Sen's Slope Estimator

GN-AP-MW-3 (bg)

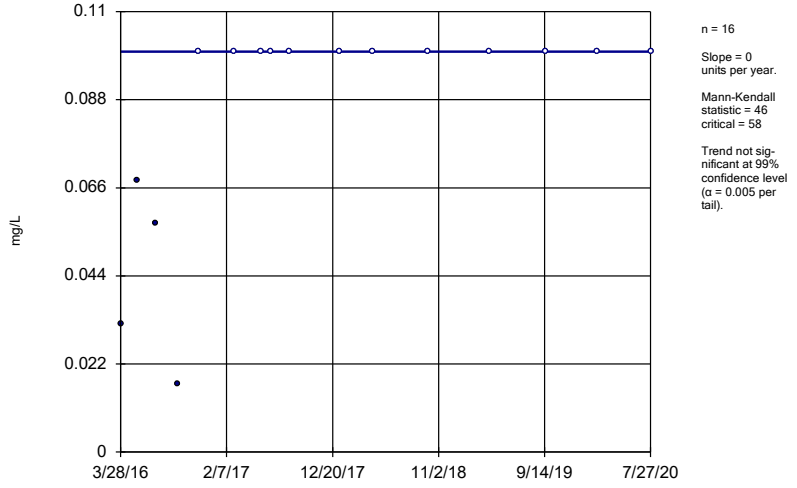

n = 16

Slope = 0 units per year.

Mann-Kendall statistic = 46 critical = 58

Trend not significant at 99% confidence level (α = 0.005 per tail).

Constituent: Fluoride Analysis Run 10/20/2020 1:41 PM View: Appendix III - Trend Tests

Plant Gaston Client: Southern Company Data: Gaston Ash Pond

Sanitas™ v.9.6.27 Groundwater Stats Consulting. UG
Hollow symbols indicate censored values.

Sen's Slope Estimator

GN-AP-MW-9

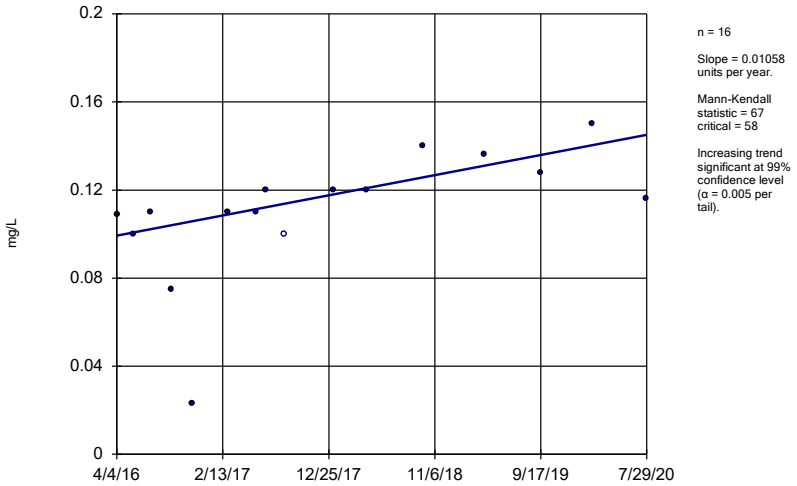

n = 16

Slope = 0.01058 units per year.

Mann-Kendall statistic = 67
critical = 58

Increasing trend significant at 99% confidence level (α = 0.005 per tail).

Constituent: Fluoride Analysis Run 10/20/2020 1:41 PM View: Appendix III - Trend Tests
Plant Gaston Client: Southern Company Data: Gaston Ash Pond

Sanitas™ v.9.6.27 Groundwater Stats Consulting. UG

Sen's Slope Estimator

GN-AP-MW-12

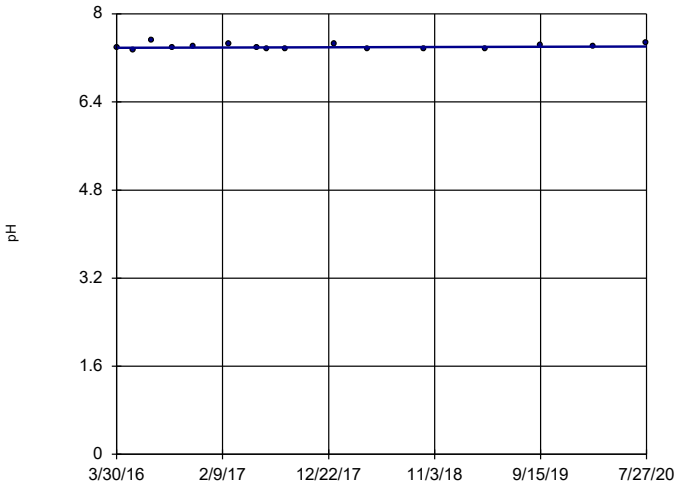

n = 16

Slope = 0.00586 units per year.

Mann-Kendall statistic = 12
critical = 58

Trend not significant at 99% confidence level (α = 0.005 per tail).

Constituent: pH Analysis Run 10/20/2020 1:41 PM View: Appendix III - Trend Tests
Plant Gaston Client: Southern Company Data: Gaston Ash Pond

Sanitas™ v.9.6.27 Groundwater Stats Consulting. UG

Sen's Slope Estimator

GN-AP-MW-13

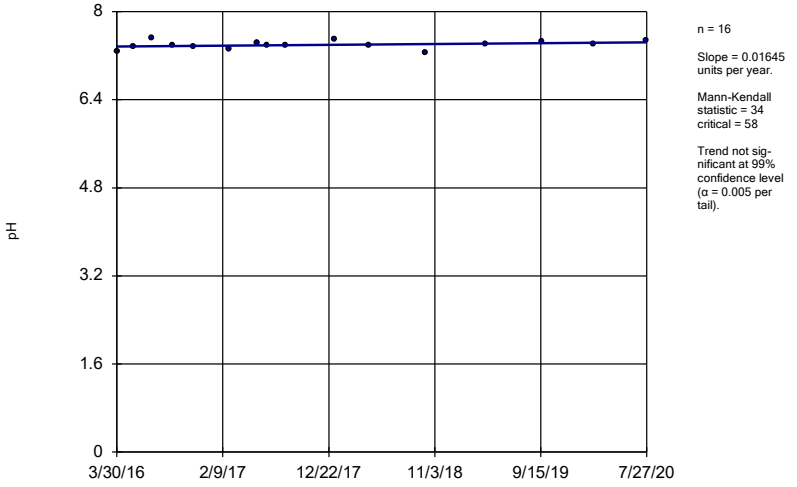

n = 16

Slope = 0.01645 units per year.

Mann-Kendall statistic = 34
critical = 58

Trend not significant at 99% confidence level (α = 0.005 per tail).

Constituent: pH Analysis Run 10/20/2020 1:41 PM View: Appendix III - Trend Tests
Plant Gaston Client: Southern Company Data: Gaston Ash Pond

Sanitas™ v.9.6.27 Groundwater Stats Consulting. UG

Sen's Slope Estimator

GN-AP-MW-14

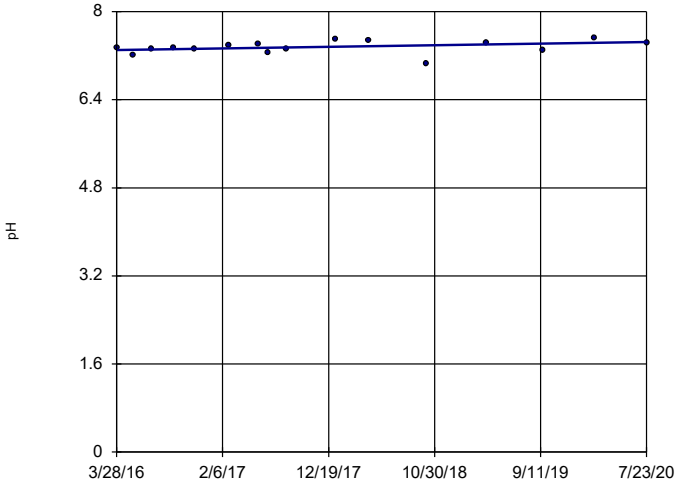

n = 16

Slope = 0.03452 units per year.

Mann-Kendall statistic = 37
critical = 58

Trend not significant at 99% confidence level (α = 0.005 per tail).

Constituent: pH Analysis Run 10/20/2020 1:41 PM View: Appendix III - Trend Tests
Plant Gaston Client: Southern Company Data: Gaston Ash Pond

Sen's Slope Estimator

GN-AP-MW-15R

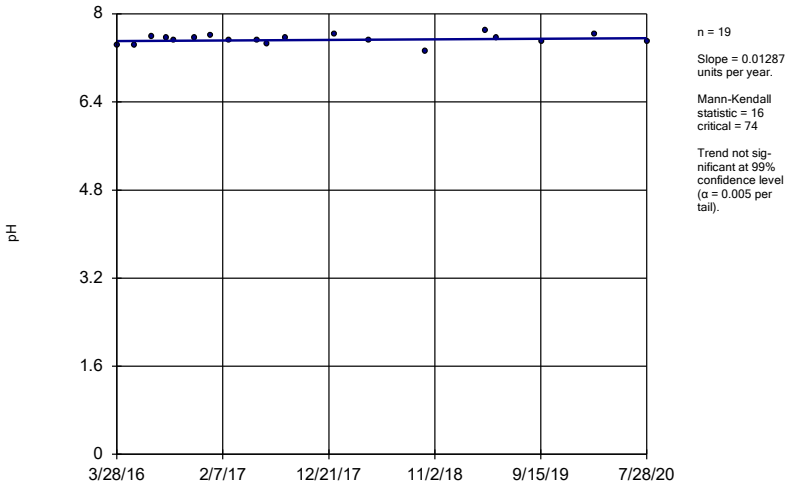

n = 19

Slope = 0.01287 units per year.

Mann-Kendall statistic = 16 critical = 74

Trend not significant at 99% confidence level (α = 0.005 per tail).

Constituent: pH Analysis Run 10/20/2020 1:42 PM View: Appendix III - Trend Tests

Plant Gaston Client: Southern Company Data: Gaston Ash Pond

Sanitas™ v.9.6.27 Groundwater Stats Consulting. UG

Sen's Slope Estimator

GN-AP-MW-16

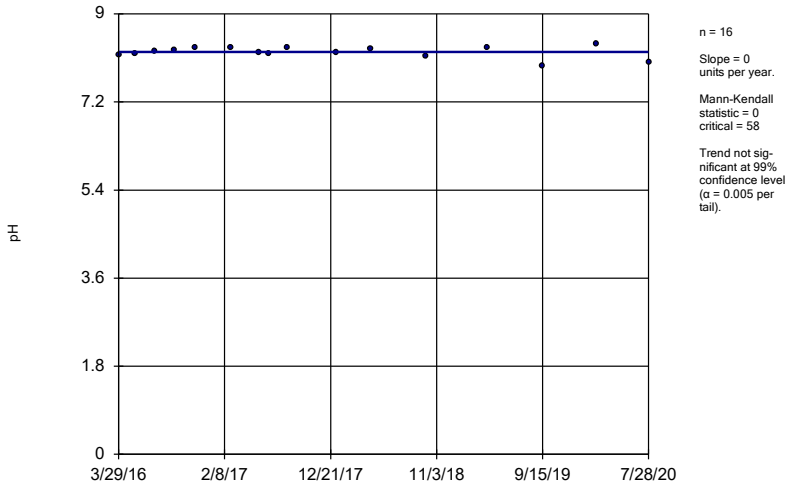

n = 16

Slope = 0 units per year.

Mann-Kendall statistic = 0 critical = 58

Trend not significant at 99% confidence level (α = 0.005 per tail).

Constituent: pH Analysis Run 10/20/2020 1:42 PM View: Appendix III - Trend Tests

Plant Gaston Client: Southern Company Data: Gaston Ash Pond

Sanitas™ v.9.6.27 Groundwater Stats Consulting. UG

Sen's Slope Estimator

GN-AP-MW-17

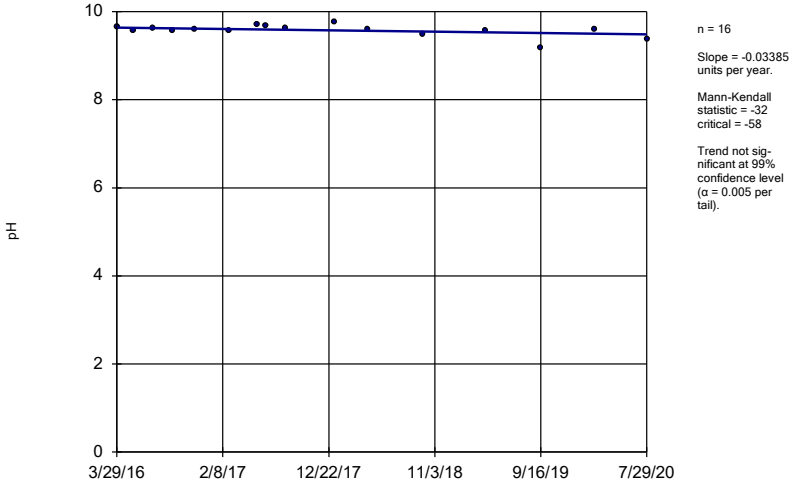

n = 16

Slope = -0.03385 units per year.

Mann-Kendall statistic = -32 critical = -58

Trend not significant at 99% confidence level (α = 0.005 per tail).

Constituent: pH Analysis Run 10/20/2020 1:42 PM View: Appendix III - Trend Tests

Plant Gaston Client: Southern Company Data: Gaston Ash Pond

Sanitas™ v.9.6.27 Groundwater Stats Consulting. UG

Sen's Slope Estimator

GN-AP-MW-18

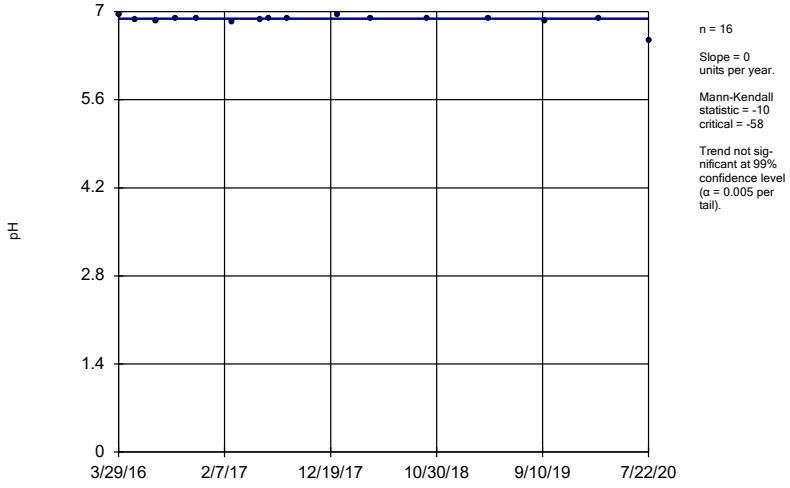

n = 16

Slope = 0 units per year.

Mann-Kendall statistic = -10 critical = -58

Trend not significant at 99% confidence level (α = 0.005 per tail).

Constituent: pH Analysis Run 10/20/2020 1:42 PM View: Appendix III - Trend Tests

Plant Gaston Client: Southern Company Data: Gaston Ash Pond

Sen's Slope Estimator

GN-AP-MW-2 (bg)

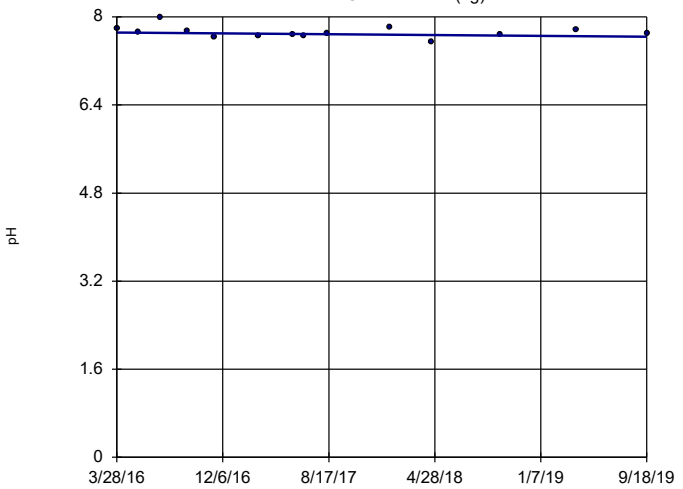

n = 14

Slope = -0.02103 units per year.

Mann-Kendall statistic = -11
critical = -48

Trend not significant at 99% confidence level (α = 0.005 per tail).

Constituent: pH Analysis Run 10/20/2020 1:42 PM View: Appendix III - Trend Tests
Plant Gaston Client: Southern Company Data: Gaston Ash Pond

Sanitas™ v.9.6.27 Groundwater Stats Consulting. UG

Sen's Slope Estimator

GN-AP-MW-22

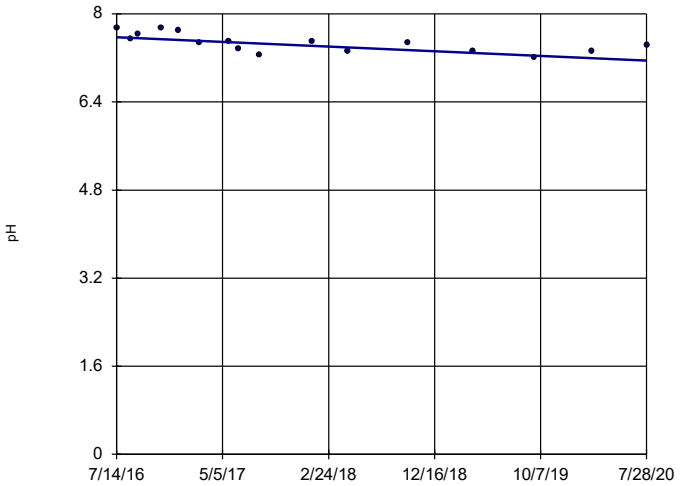

n = 16

Slope = -0.1056 units per year.

Mann-Kendall statistic = -71
critical = -58

Decreasing trend significant at 99% confidence level (α = 0.005 per tail).

Constituent: pH Analysis Run 10/20/2020 1:42 PM View: Appendix III - Trend Tests
Plant Gaston Client: Southern Company Data: Gaston Ash Pond

Sanitas™ v.9.6.27 Groundwater Stats Consulting. UG

Sen's Slope Estimator

GN-AP-MW-3 (bg)

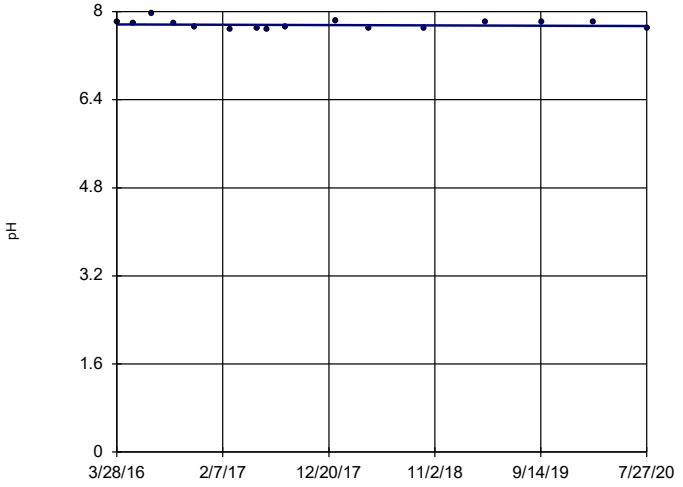

n = 16

Slope = -0.006197 units per year.

Mann-Kendall statistic = -13
critical = -58

Trend not significant at 99% confidence level (α = 0.005 per tail).

Constituent: pH Analysis Run 10/20/2020 1:42 PM View: Appendix III - Trend Tests
Plant Gaston Client: Southern Company Data: Gaston Ash Pond

Sanitas™ v.9.6.27 Groundwater Stats Consulting. UG

Sen's Slope Estimator

GN-AP-MW-4

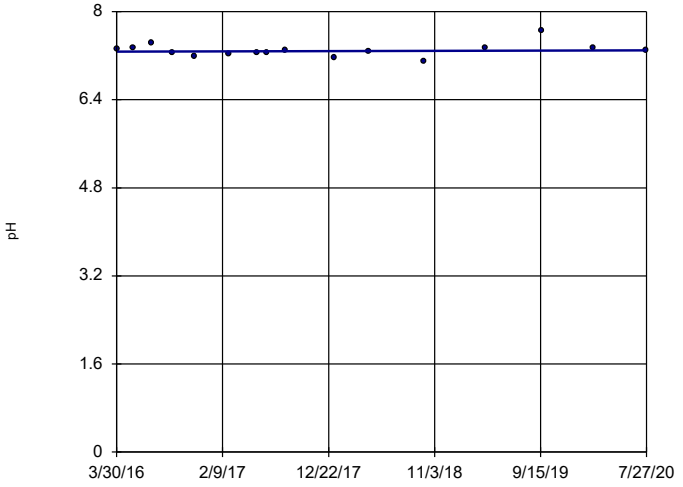

n = 16

Slope = 0.00483 units per year.

Mann-Kendall statistic = 6
critical = 58

Trend not significant at 99% confidence level (α = 0.005 per tail).

Constituent: pH Analysis Run 10/20/2020 1:42 PM View: Appendix III - Trend Tests
Plant Gaston Client: Southern Company Data: Gaston Ash Pond

Sen's Slope Estimator

GN-AP-MW-7

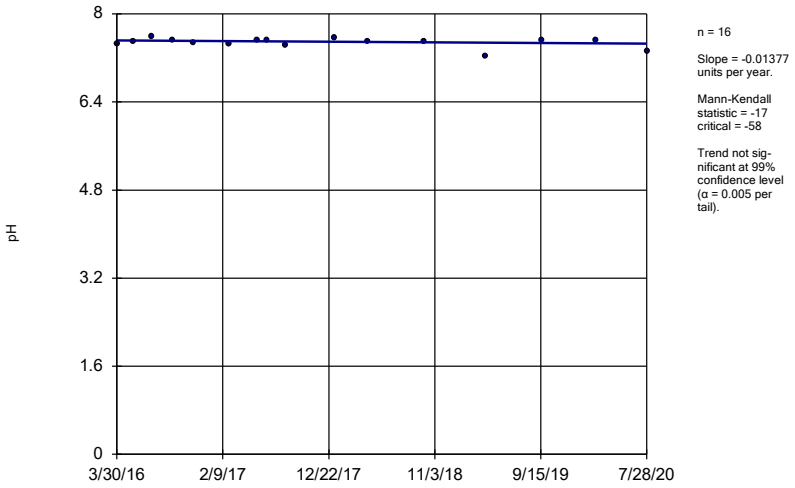

n = 16

Slope = -0.01377 units per year.

Mann-Kendall statistic = -17
critical = -58

Trend not significant at 99% confidence level (α = 0.005 per tail).

Constituent: pH Analysis Run 10/20/2020 1:42 PM View: Appendix III - Trend Tests
Plant Gaston Client: Southern Company Data: Gaston Ash Pond

Sanitas™ v.9.6.27 Groundwater Stats Consulting. UG

Sen's Slope Estimator

GN-AP-MW-8

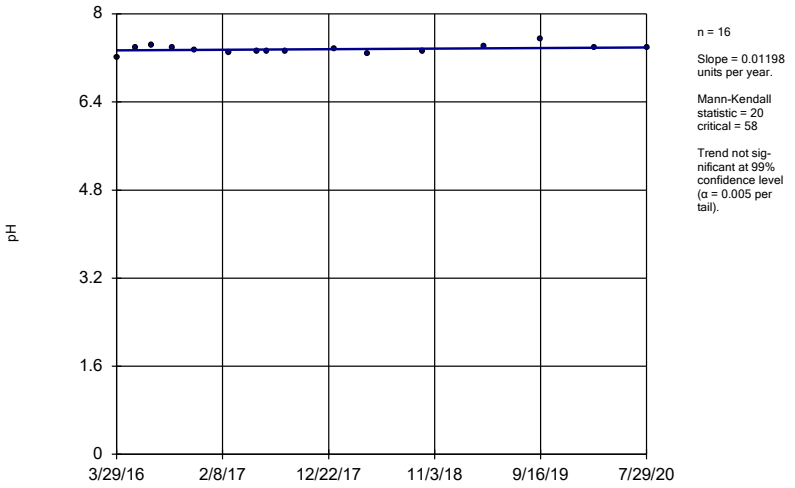

n = 16

Slope = 0.01198 units per year.

Mann-Kendall statistic = 20
critical = 58

Trend not significant at 99% confidence level (α = 0.005 per tail).

Constituent: pH Analysis Run 10/20/2020 1:42 PM View: Appendix III - Trend Tests
Plant Gaston Client: Southern Company Data: Gaston Ash Pond

Sanitas™ v.9.6.27 Groundwater Stats Consulting. UG

Sen's Slope Estimator

GN-AP-MW-11

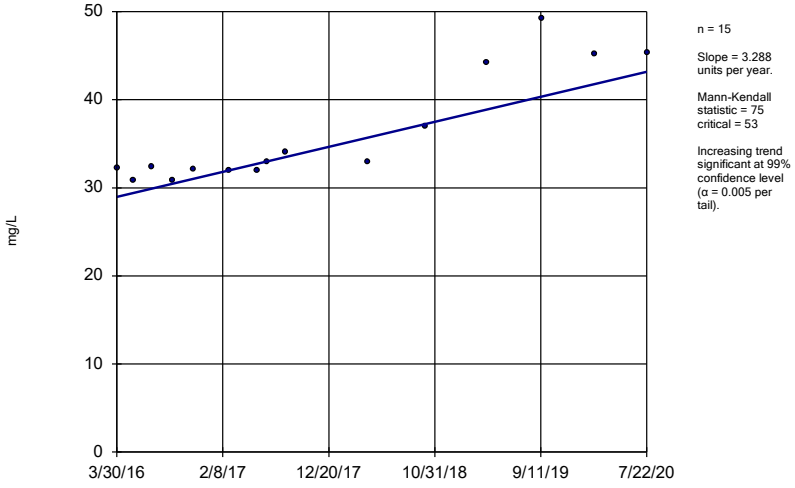

n = 15

Slope = 3.288 units per year.

Mann-Kendall statistic = 75
critical = 53

Increasing trend significant at 99% confidence level (α = 0.005 per tail).

Constituent: Sulfate Analysis Run 10/20/2020 1:42 PM View: Appendix III - Trend Tests
Plant Gaston Client: Southern Company Data: Gaston Ash Pond

Sanitas™ v.9.6.27 Groundwater Stats Consulting. UG

Sen's Slope Estimator

GN-AP-MW-12

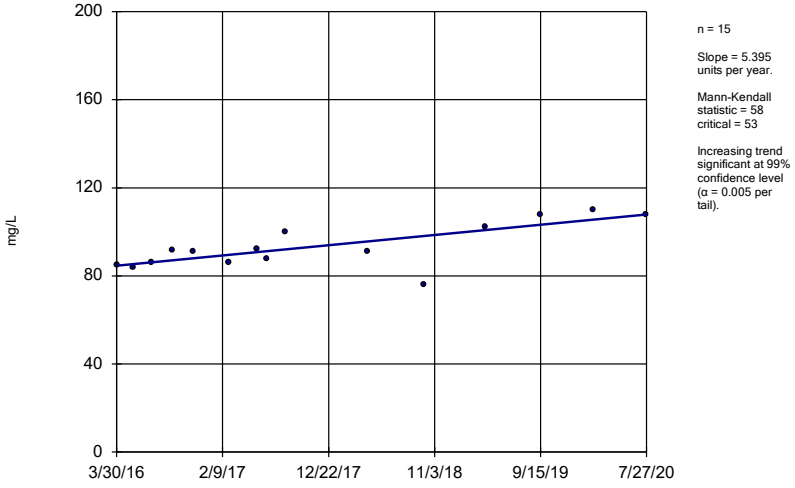

n = 15

Slope = 5.395 units per year.

Mann-Kendall statistic = 58
critical = 53

Increasing trend significant at 99% confidence level (α = 0.005 per tail).

Constituent: Sulfate Analysis Run 10/20/2020 1:42 PM View: Appendix III - Trend Tests
Plant Gaston Client: Southern Company Data: Gaston Ash Pond

Sen's Slope Estimator

GN-AP-MW-14

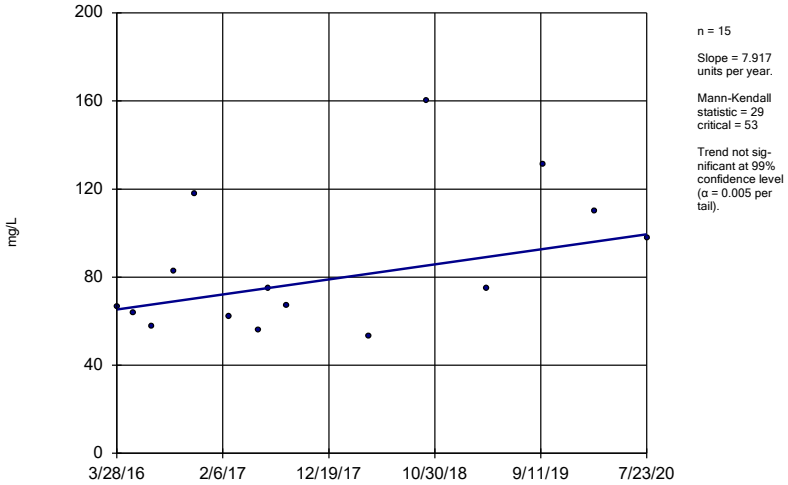

n = 15

Slope = 7.917 units per year.

Mann-Kendall statistic = 29 critical = 53

Trend not significant at 99% confidence level (α = 0.005 per tail).

Constituent: Sulfate Analysis Run 10/20/2020 1:42 PM View: Appendix III - Trend Tests

Plant Gaston Client: Southern Company Data: Gaston Ash Pond

Sanitas™ v.9.6.27 Groundwater Stats Consulting. UG

Sen's Slope Estimator

GN-AP-MW-15R

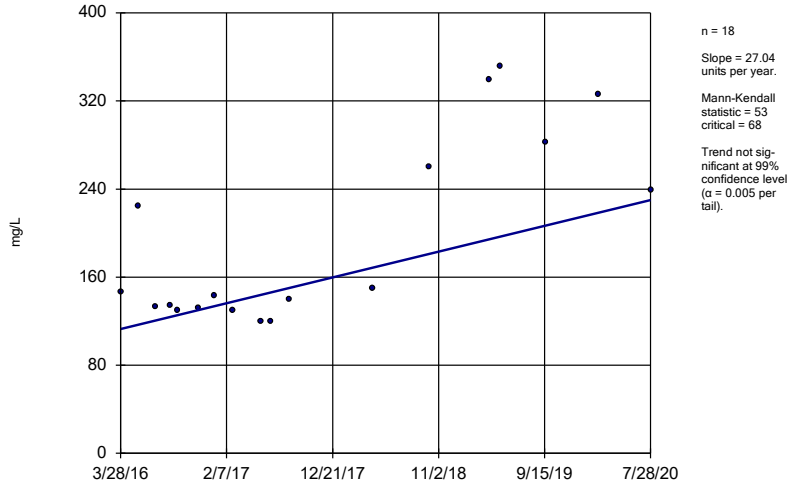

n = 18

Slope = 27.04 units per year.

Mann-Kendall statistic = 53 critical = 68

Trend not significant at 99% confidence level (α = 0.005 per tail).

Constituent: Sulfate Analysis Run 10/20/2020 1:42 PM View: Appendix III - Trend Tests

Plant Gaston Client: Southern Company Data: Gaston Ash Pond

Sanitas™ v.9.6.27 Groundwater Stats Consulting. UG

Sen's Slope Estimator

GN-AP-MW-16

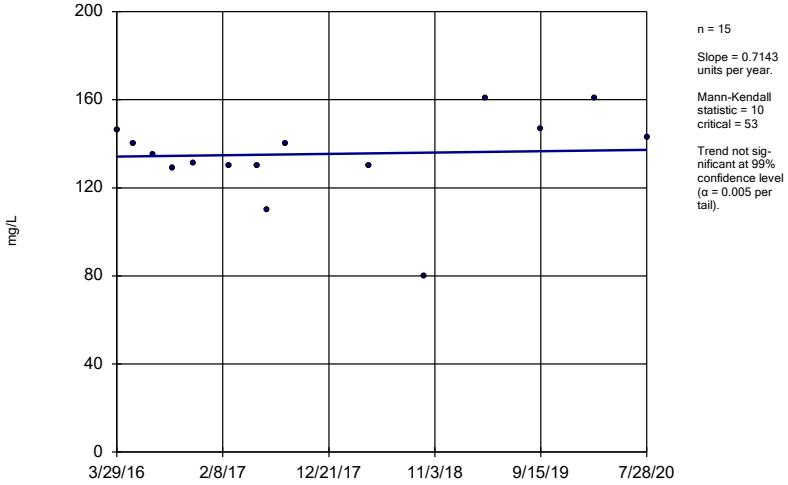

n = 15

Slope = 0.7143 units per year.

Mann-Kendall statistic = 10 critical = 53

Trend not significant at 99% confidence level (α = 0.005 per tail).

Constituent: Sulfate Analysis Run 10/20/2020 1:42 PM View: Appendix III - Trend Tests

Plant Gaston Client: Southern Company Data: Gaston Ash Pond

Sanitas™ v.9.6.27 Groundwater Stats Consulting. UG

Sen's Slope Estimator

GN-AP-MW-17

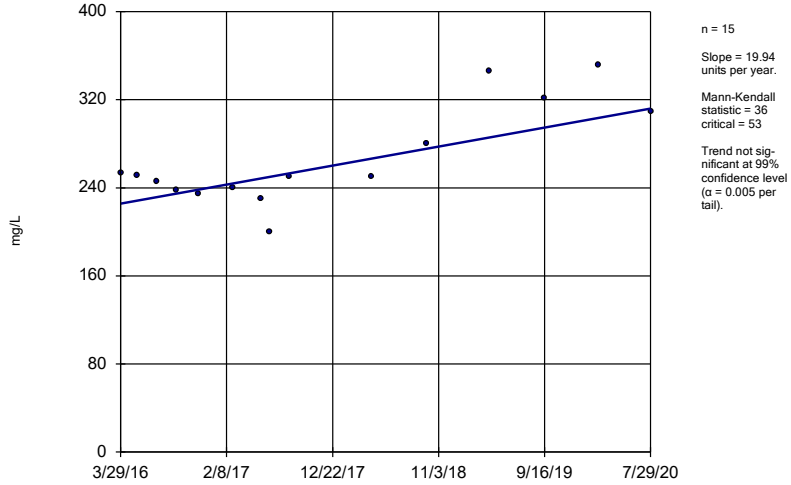

n = 15

Slope = 19.94 units per year.

Mann-Kendall statistic = 36 critical = 53

Trend not significant at 99% confidence level (α = 0.005 per tail).

Constituent: Sulfate Analysis Run 10/20/2020 1:42 PM View: Appendix III - Trend Tests

Plant Gaston Client: Southern Company Data: Gaston Ash Pond

Sen's Slope Estimator

GN-AP-MW-18

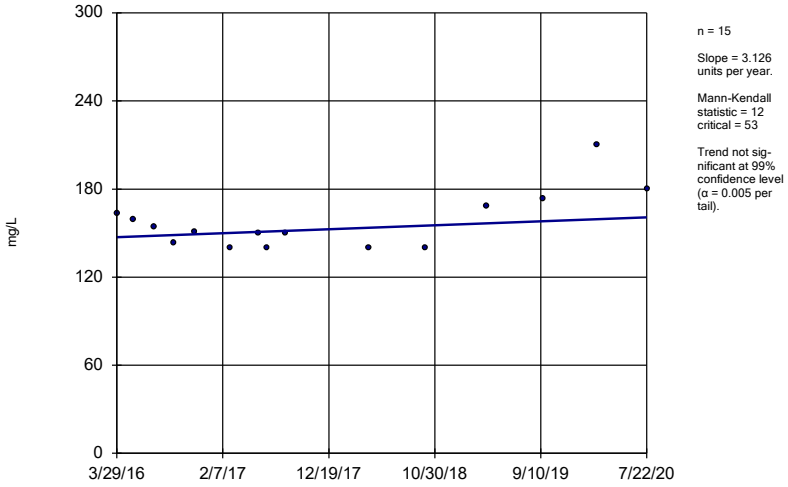

n = 15

Slope = 3.126 units per year.

Mann-Kendall statistic = 12 critical = 53

Trend not significant at 99% confidence level (α = 0.005 per tail).

Constituent: Sulfate Analysis Run 10/20/2020 1:42 PM View: Appendix III - Trend Tests

Plant Gaston Client: Southern Company Data: Gaston Ash Pond

Sanitas™ v.9.6.27 Groundwater Stats Consulting. UG

Sen's Slope Estimator

GN-AP-MW-19

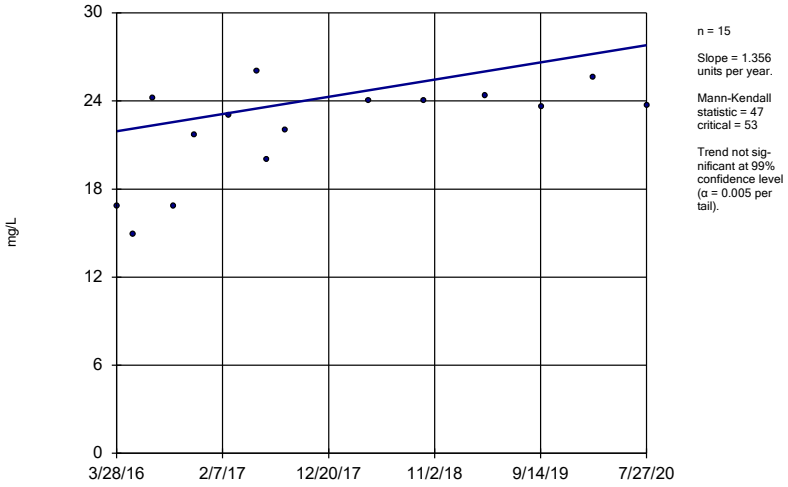

n = 15

Slope = 1.356 units per year.

Mann-Kendall statistic = 47 critical = 53

Trend not significant at 99% confidence level (α = 0.005 per tail).

Constituent: Sulfate Analysis Run 10/20/2020 1:42 PM View: Appendix III - Trend Tests

Plant Gaston Client: Southern Company Data: Gaston Ash Pond

Sanitas™ v.9.6.27 Groundwater Stats Consulting. UG

Hollow symbols indicate censored values.

Sen's Slope Estimator

GN-AP-MW-2 (bg)

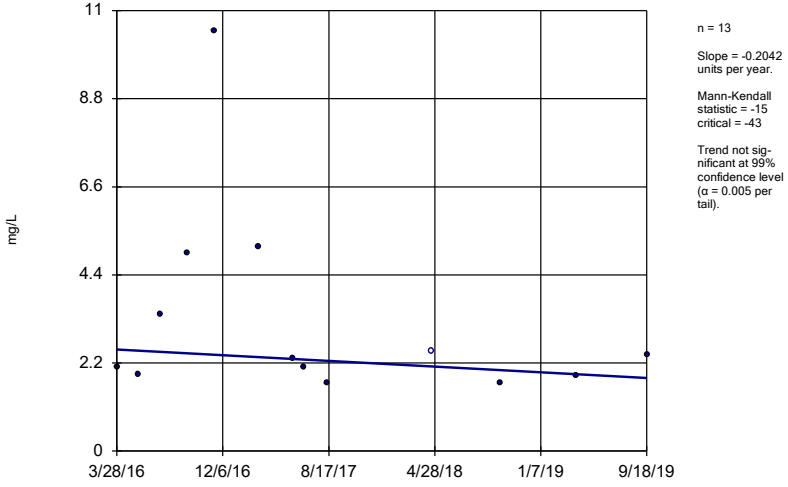

n = 13

Slope = -0.2042 units per year.

Mann-Kendall statistic = -15 critical = -43

Trend not significant at 99% confidence level (α = 0.005 per tail).

Constituent: Sulfate Analysis Run 10/20/2020 1:42 PM View: Appendix III - Trend Tests

Plant Gaston Client: Southern Company Data: Gaston Ash Pond

Sanitas™ v.9.6.27 Groundwater Stats Consulting. UG

Sen's Slope Estimator

GN-AP-MW-20

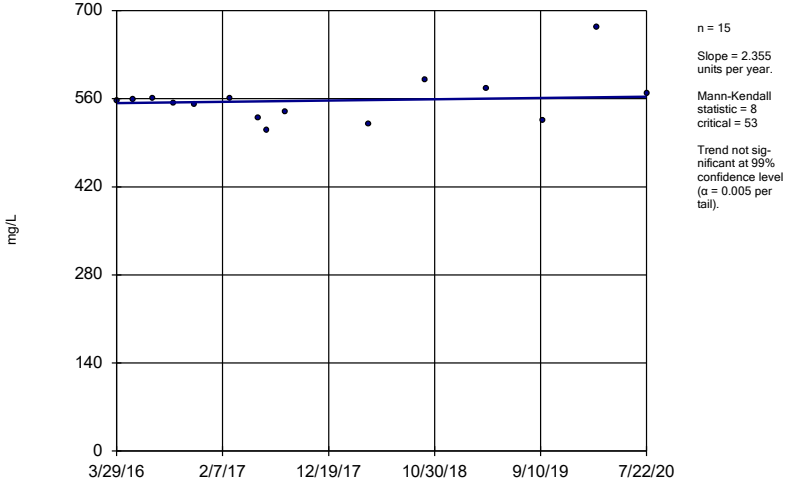

n = 15

Slope = 2.355 units per year.

Mann-Kendall statistic = 8 critical = 53

Trend not significant at 99% confidence level (α = 0.005 per tail).

Constituent: Sulfate Analysis Run 10/20/2020 1:42 PM View: Appendix III - Trend Tests

Plant Gaston Client: Southern Company Data: Gaston Ash Pond

Sen's Slope Estimator

GN-AP-MW-21

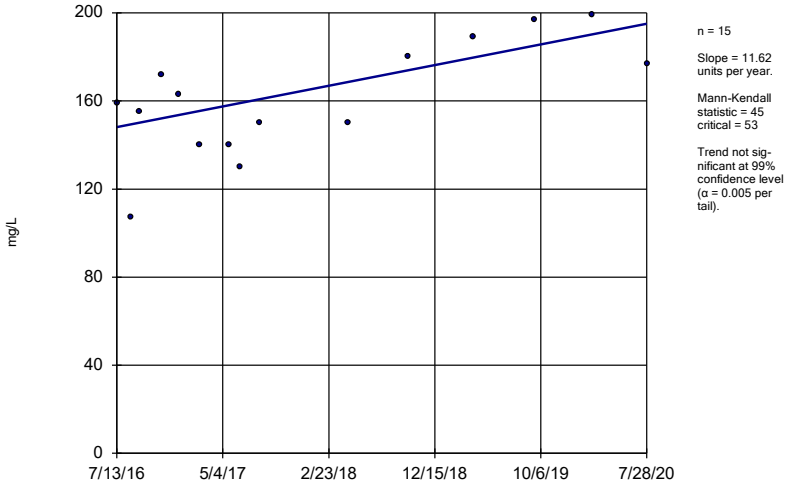

n = 15

Slope = 11.62 units per year.

Mann-Kendall statistic = 45 critical = 53

Trend not significant at 99% confidence level (α = 0.005 per tail).

Constituent: Sulfate Analysis Run 10/20/2020 1:42 PM View: Appendix III - Trend Tests

Plant Gaston Client: Southern Company Data: Gaston Ash Pond

Sanitas™ v.9.6.27 Groundwater Stats Consulting. UG

Sen's Slope Estimator

GN-AP-MW-22

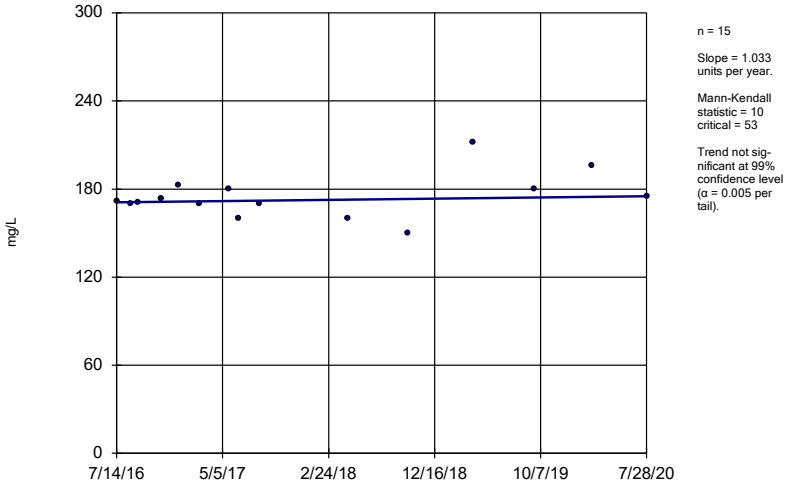

n = 15

Slope = 1.033 units per year.

Mann-Kendall statistic = 10 critical = 53

Trend not significant at 99% confidence level (α = 0.005 per tail).

Constituent: Sulfate Analysis Run 10/20/2020 1:42 PM View: Appendix III - Trend Tests

Plant Gaston Client: Southern Company Data: Gaston Ash Pond

Sanitas™ v.9.6.27 Groundwater Stats Consulting. UG

Sen's Slope Estimator

GN-AP-MW-3 (bg)

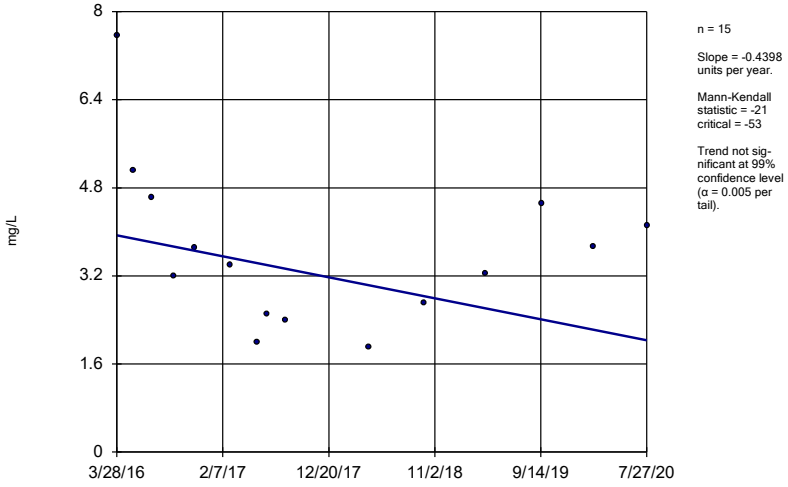

n = 15

Slope = -0.4398 units per year.

Mann-Kendall statistic = -21 critical = -53

Trend not significant at 99% confidence level (α = 0.005 per tail).

Constituent: Sulfate Analysis Run 10/20/2020 1:42 PM View: Appendix III - Trend Tests

Plant Gaston Client: Southern Company Data: Gaston Ash Pond

Sanitas™ v.9.6.27 Groundwater Stats Consulting. UG

Sen's Slope Estimator

GN-AP-MW-4

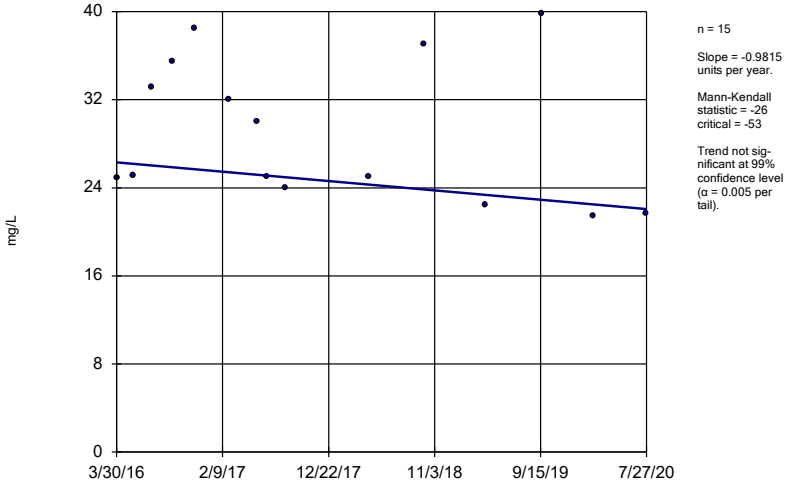

n = 15

Slope = -0.9815 units per year.

Mann-Kendall statistic = -26 critical = -53

Trend not significant at 99% confidence level (α = 0.005 per tail).

Constituent: Sulfate Analysis Run 10/20/2020 1:42 PM View: Appendix III - Trend Tests

Plant Gaston Client: Southern Company Data: Gaston Ash Pond

Sen's Slope Estimator

GN-AP-MW-5

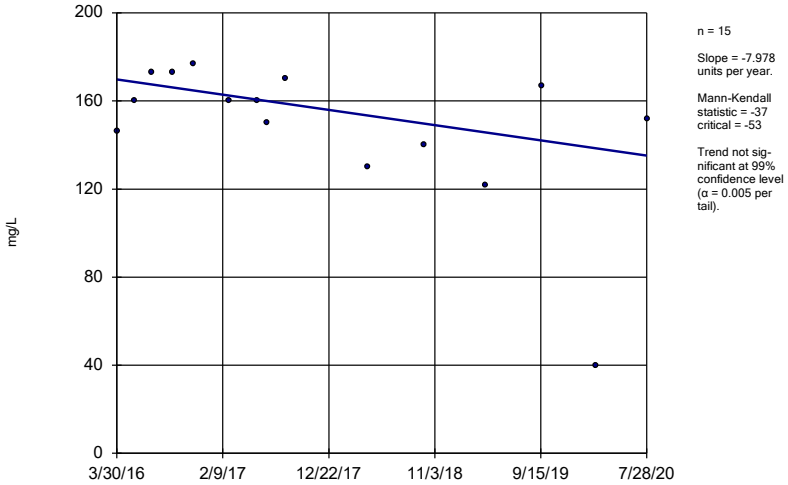

n = 15

Slope = -7.978 units per year.

Mann-Kendall statistic = -37
critical = -53

Trend not significant at 99% confidence level (α = 0.005 per tail).

Constituent: Sulfate Analysis Run 10/20/2020 1:42 PM View: Appendix III - Trend Tests

Plant Gaston Client: Southern Company Data: Gaston Ash Pond

Sanitas™ v.9.6.27 Groundwater Stats Consulting. UG

Sen's Slope Estimator

GN-AP-MW-6

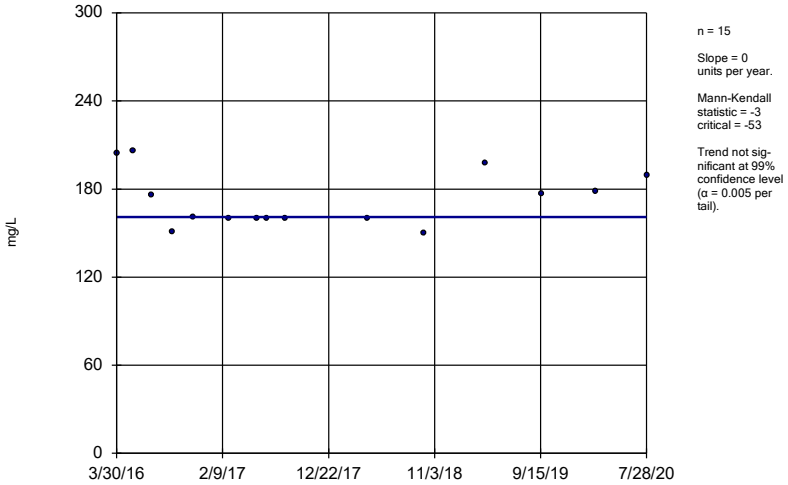

n = 15

Slope = 0 units per year.

Mann-Kendall statistic = -3
critical = -53

Trend not significant at 99% confidence level (α = 0.005 per tail).

Constituent: Sulfate Analysis Run 10/20/2020 1:42 PM View: Appendix III - Trend Tests

Plant Gaston Client: Southern Company Data: Gaston Ash Pond

Sanitas™ v.9.6.27 Groundwater Stats Consulting. UG

Sen's Slope Estimator

GN-AP-MW-7

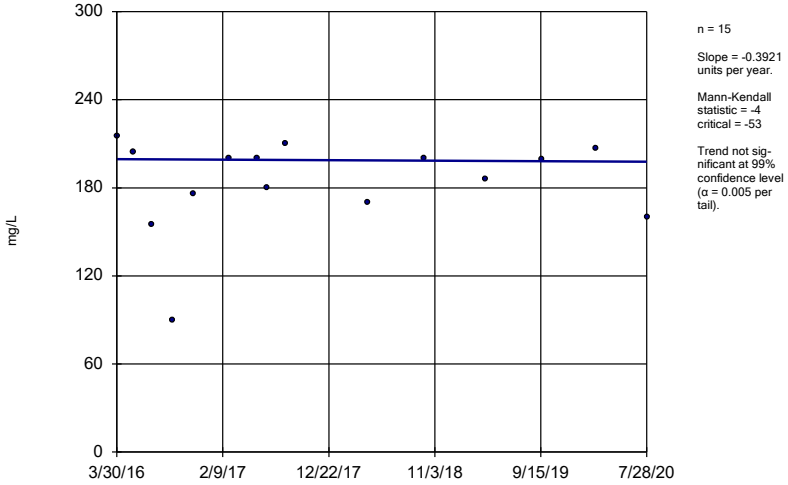

n = 15

Slope = -0.3921 units per year.

Mann-Kendall statistic = -4
critical = -53

Trend not significant at 99% confidence level (α = 0.005 per tail).

Constituent: Sulfate Analysis Run 10/20/2020 1:42 PM View: Appendix III - Trend Tests

Plant Gaston Client: Southern Company Data: Gaston Ash Pond

Sanitas™ v.9.6.27 Groundwater Stats Consulting. UG
Hollow symbols indicate censored values.

Sen's Slope Estimator

GN-AP-MW-9

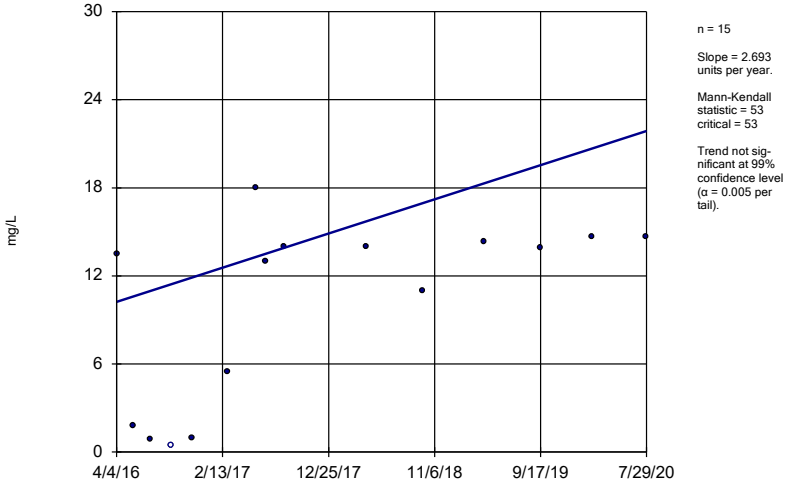

n = 15

Slope = 2.693 units per year.

Mann-Kendall statistic = 53
critical = 53

Trend not significant at 99% confidence level (α = 0.005 per tail).

Constituent: Sulfate Analysis Run 10/20/2020 1:42 PM View: Appendix III - Trend Tests

Plant Gaston Client: Southern Company Data: Gaston Ash Pond

Sen's Slope Estimator

GN-AP-MW-11

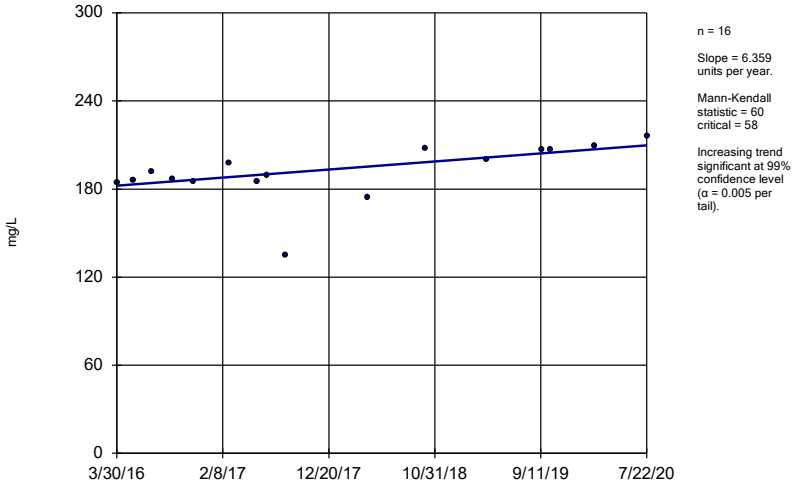

n = 16

Slope = 6.359 units per year.

Mann-Kendall statistic = 60 critical = 58

Increasing trend significant at 99% confidence level (α = 0.005 per tail).

Constituent: TDS Analysis Run 10/20/2020 1:42 PM View: Appendix III - Trend Tests

Plant Gaston Client: Southern Company Data: Gaston Ash Pond

Sanitas™ v.9.6.27 Groundwater Stats Consulting. UG

Sen's Slope Estimator

GN-AP-MW-12

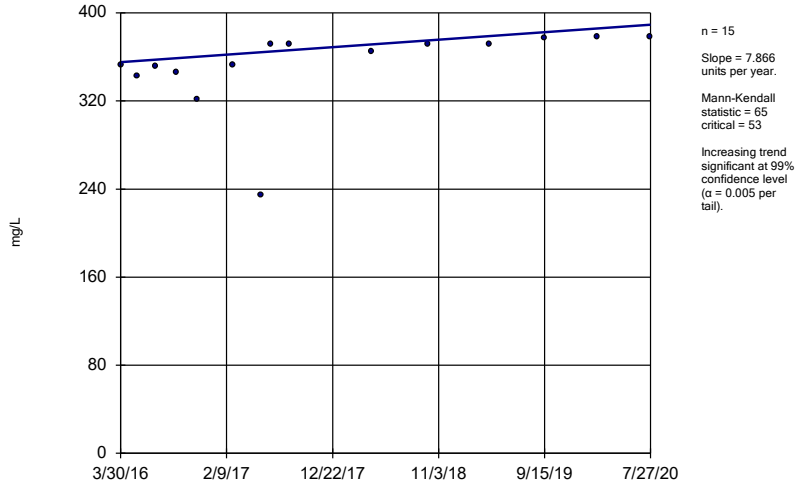

n = 15

Slope = 7.866 units per year.

Mann-Kendall statistic = 65 critical = 53

Increasing trend significant at 99% confidence level (α = 0.005 per tail).

Constituent: TDS Analysis Run 10/20/2020 1:42 PM View: Appendix III - Trend Tests

Plant Gaston Client: Southern Company Data: Gaston Ash Pond

Sanitas™ v.9.6.27 Groundwater Stats Consulting. UG

Sen's Slope Estimator

GN-AP-MW-13

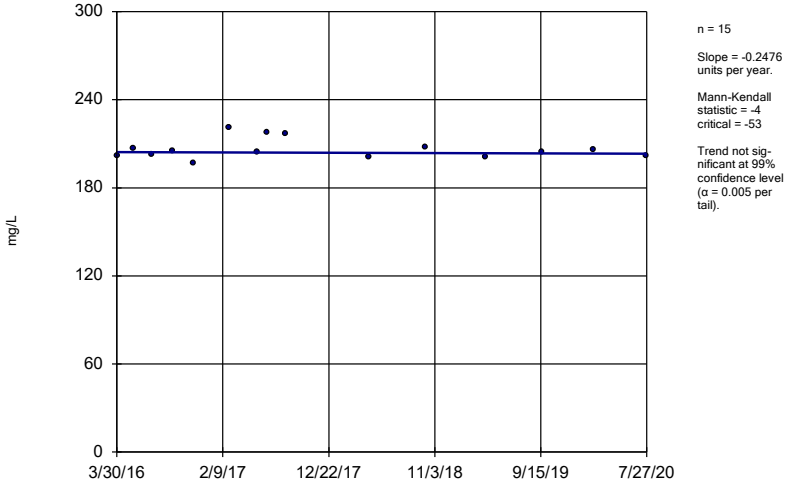

n = 15

Slope = -0.2476 units per year.

Mann-Kendall statistic = -4 critical = -53

Trend not significant at 99% confidence level (α = 0.005 per tail).

Constituent: TDS Analysis Run 10/20/2020 1:42 PM View: Appendix III - Trend Tests

Plant Gaston Client: Southern Company Data: Gaston Ash Pond

Sanitas™ v.9.6.27 Groundwater Stats Consulting. UG

Sen's Slope Estimator

GN-AP-MW-14

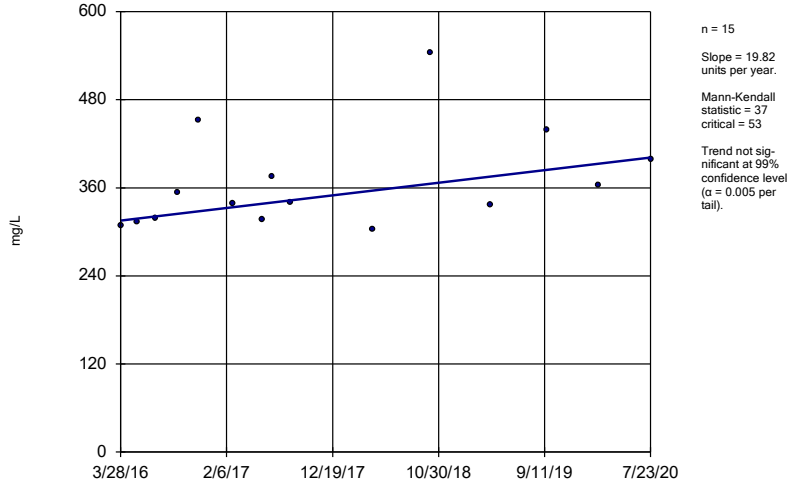

n = 15

Slope = 19.82 units per year.

Mann-Kendall statistic = 37 critical = 53

Trend not significant at 99% confidence level (α = 0.005 per tail).

Constituent: TDS Analysis Run 10/20/2020 1:42 PM View: Appendix III - Trend Tests

Plant Gaston Client: Southern Company Data: Gaston Ash Pond

Sen's Slope Estimator

GN-AP-MW-15R

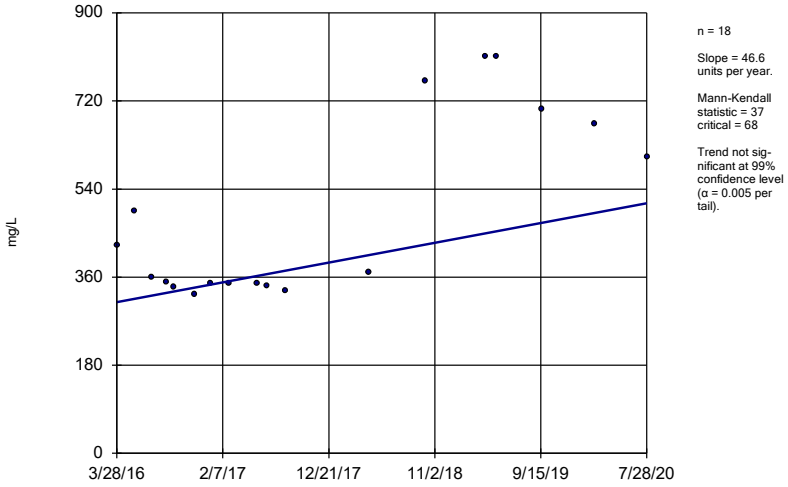

n = 18

Slope = 46.6 units per year.

Mann-Kendall statistic = 37 critical = 68

Trend not significant at 99% confidence level (α = 0.005 per tail).

Constituent: TDS Analysis Run 10/20/2020 1:42 PM View: Appendix III - Trend Tests

Plant Gaston Client: Southern Company Data: Gaston Ash Pond

Sanitas™ v.9.6.27 Groundwater Stats Consulting. UG

Sen's Slope Estimator

GN-AP-MW-16

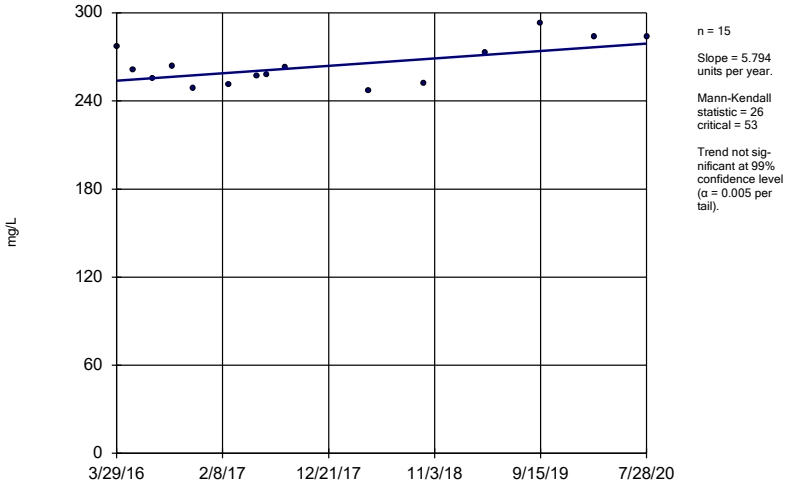

n = 15

Slope = 5.794 units per year.

Mann-Kendall statistic = 26 critical = 53

Trend not significant at 99% confidence level (α = 0.005 per tail).

Constituent: TDS Analysis Run 10/20/2020 1:42 PM View: Appendix III - Trend Tests

Plant Gaston Client: Southern Company Data: Gaston Ash Pond

Sanitas™ v.9.6.27 Groundwater Stats Consulting. UG

Sen's Slope Estimator

GN-AP-MW-17

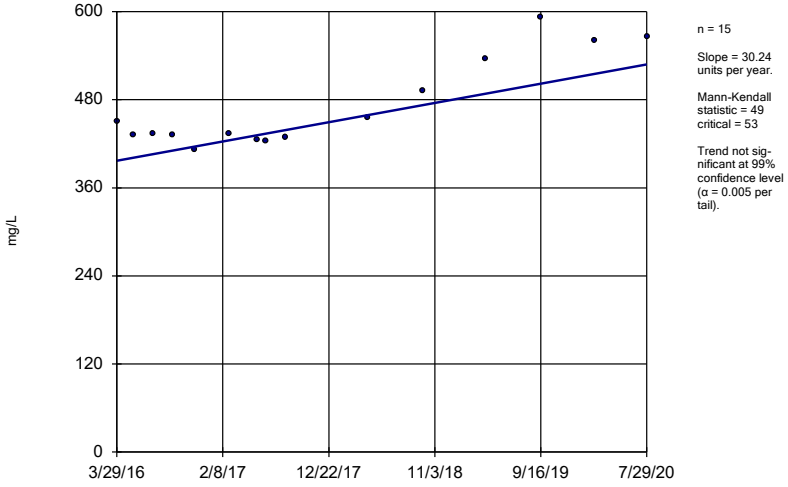

n = 15

Slope = 30.24 units per year.

Mann-Kendall statistic = 49 critical = 53

Trend not significant at 99% confidence level (α = 0.005 per tail).

Constituent: TDS Analysis Run 10/20/2020 1:42 PM View: Appendix III - Trend Tests

Plant Gaston Client: Southern Company Data: Gaston Ash Pond

Sanitas™ v.9.6.27 Groundwater Stats Consulting. UG

Sen's Slope Estimator

GN-AP-MW-18

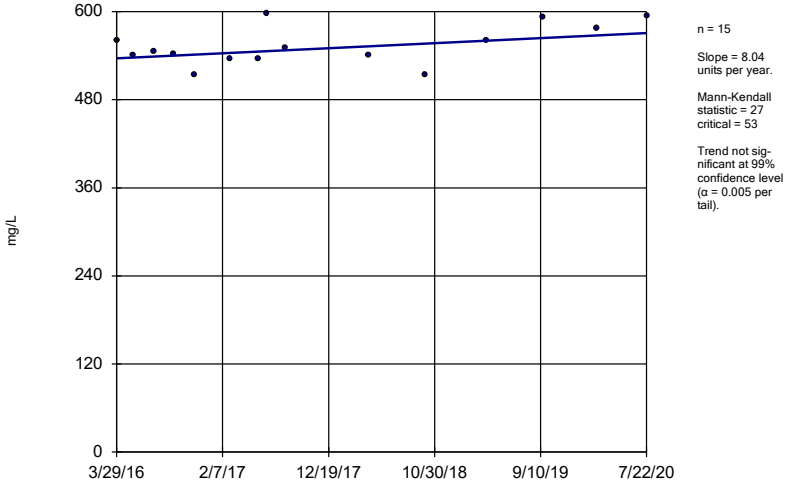

n = 15

Slope = 8.04 units per year.

Mann-Kendall statistic = 27 critical = 53

Trend not significant at 99% confidence level (α = 0.005 per tail).

Constituent: TDS Analysis Run 10/20/2020 1:42 PM View: Appendix III - Trend Tests

Plant Gaston Client: Southern Company Data: Gaston Ash Pond

Sen's Slope Estimator

GN-AP-MW-19

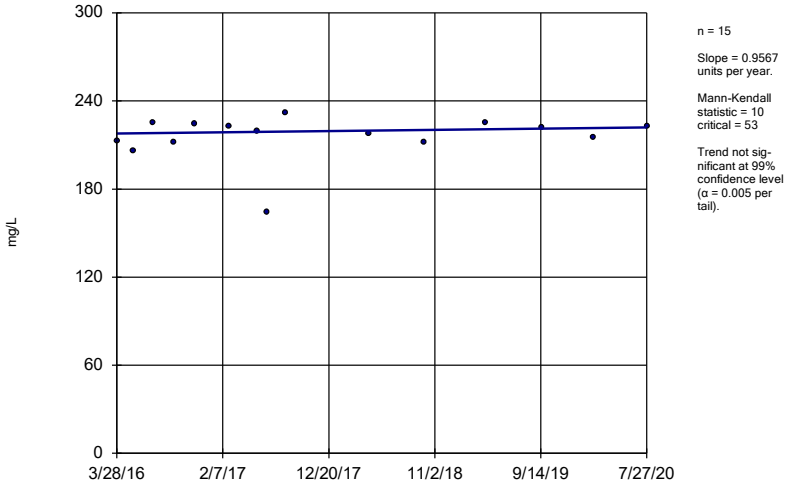

n = 15

Slope = 0.9567 units per year.

Mann-Kendall statistic = 10 critical = 53

Trend not significant at 99% confidence level (α = 0.005 per tail).

Constituent: TDS Analysis Run 10/20/2020 1:42 PM View: Appendix III - Trend Tests

Plant Gaston Client: Southern Company Data: Gaston Ash Pond

Sanitas™ v.9.6.27 Groundwater Stats Consulting. UG

Sen's Slope Estimator

GN-AP-MW-2 (bg)

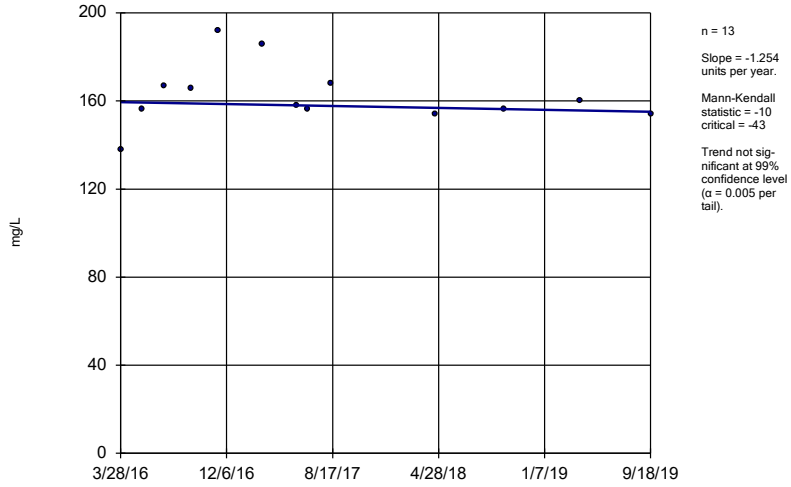

n = 13

Slope = -1.254 units per year.

Mann-Kendall statistic = -10 critical = -43

Trend not significant at 99% confidence level (α = 0.005 per tail).

Constituent: TDS Analysis Run 10/20/2020 1:42 PM View: Appendix III - Trend Tests

Plant Gaston Client: Southern Company Data: Gaston Ash Pond

Sanitas™ v.9.6.27 Groundwater Stats Consulting. UG

Sen's Slope Estimator

GN-AP-MW-20

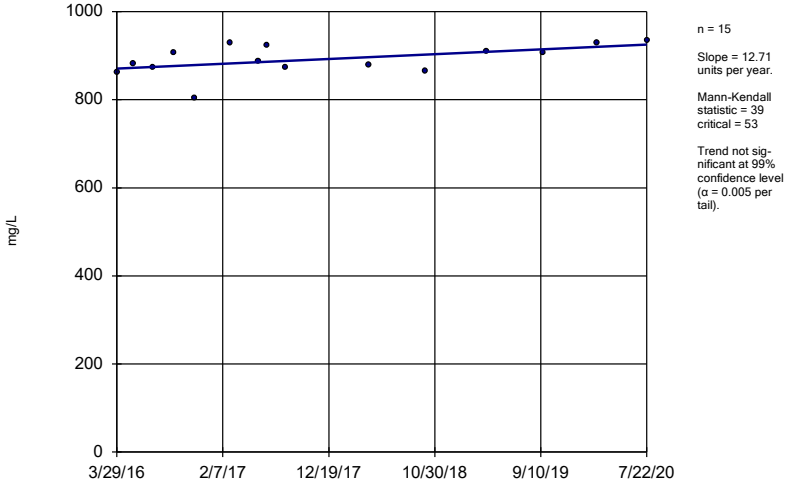

n = 15

Slope = 12.71 units per year.

Mann-Kendall statistic = 39 critical = 53

Trend not significant at 99% confidence level (α = 0.005 per tail).

Constituent: TDS Analysis Run 10/20/2020 1:42 PM View: Appendix III - Trend Tests

Plant Gaston Client: Southern Company Data: Gaston Ash Pond

Sanitas™ v.9.6.27 Groundwater Stats Consulting. UG

Sen's Slope Estimator

GN-AP-MW-21

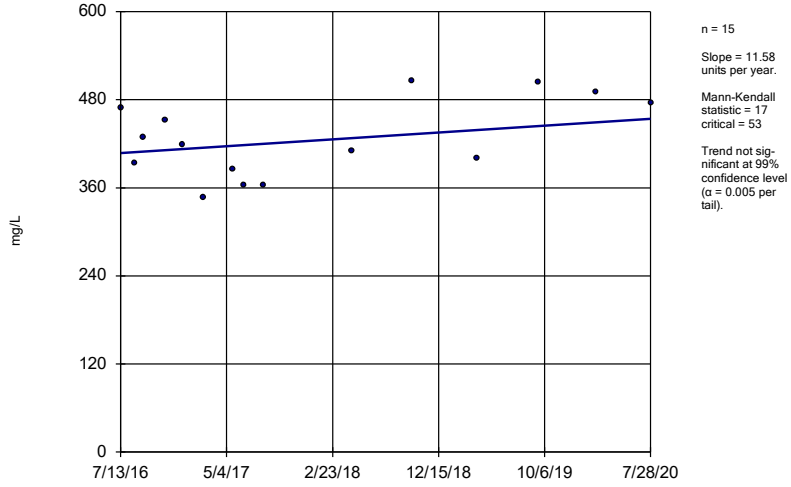

n = 15

Slope = 11.58 units per year.

Mann-Kendall statistic = 17 critical = 53

Trend not significant at 99% confidence level (α = 0.005 per tail).

Constituent: TDS Analysis Run 10/20/2020 1:42 PM View: Appendix III - Trend Tests

Plant Gaston Client: Southern Company Data: Gaston Ash Pond

Sen's Slope Estimator

GN-AP-MW-22

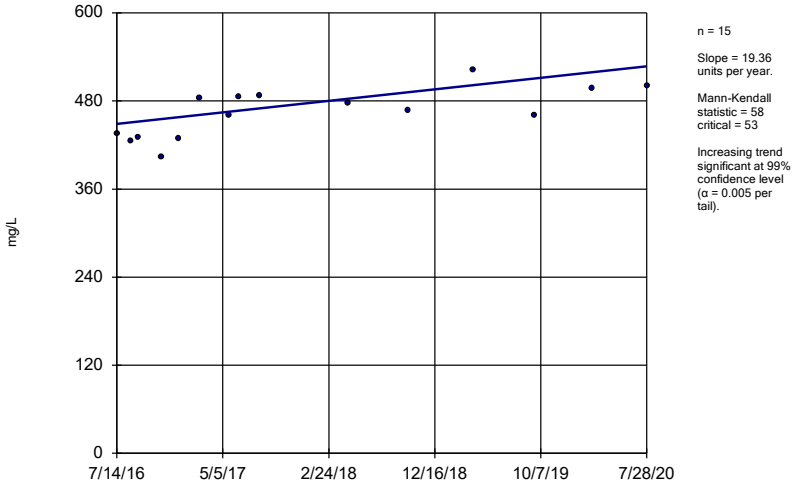

n = 15

Slope = 19.36 units per year.

Mann-Kendall statistic = 58 critical = 53

Increasing trend significant at 99% confidence level (α = 0.005 per tail).

Constituent: TDS Analysis Run 10/20/2020 1:42 PM View: Appendix III - Trend Tests

Plant Gaston Client: Southern Company Data: Gaston Ash Pond

Sanitas™ v.9.6.27 Groundwater Stats Consulting. UG

Sen's Slope Estimator

GN-AP-MW-3 (bg)

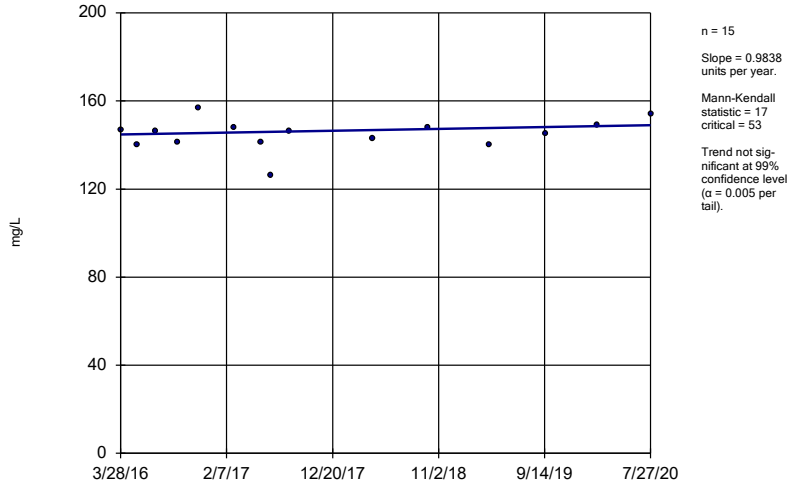

n = 15

Slope = 0.9838 units per year.

Mann-Kendall statistic = 17 critical = 53

Trend not significant at 99% confidence level (α = 0.005 per tail).

Constituent: TDS Analysis Run 10/20/2020 1:42 PM View: Appendix III - Trend Tests

Plant Gaston Client: Southern Company Data: Gaston Ash Pond

Sanitas™ v.9.6.27 Groundwater Stats Consulting. UG

Sen's Slope Estimator

GN-AP-MW-4

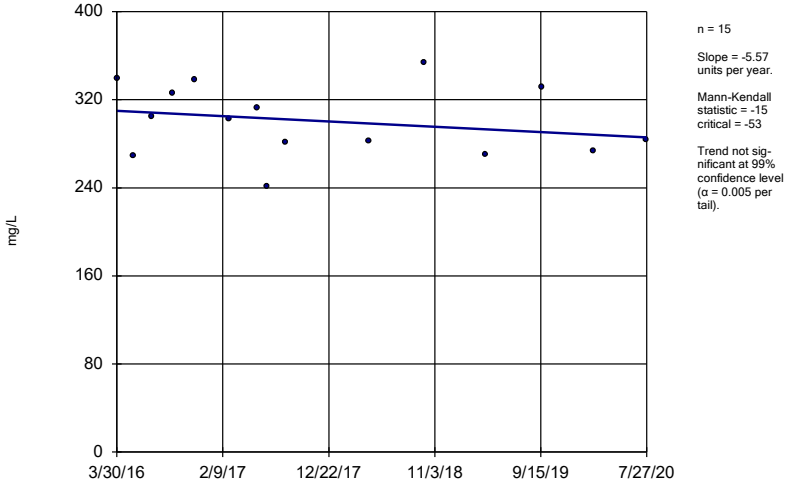

n = 15

Slope = -5.57 units per year.

Mann-Kendall statistic = -15 critical = -53

Trend not significant at 99% confidence level (α = 0.005 per tail).

Constituent: TDS Analysis Run 10/20/2020 1:42 PM View: Appendix III - Trend Tests

Plant Gaston Client: Southern Company Data: Gaston Ash Pond

Sanitas™ v.9.6.27 Groundwater Stats Consulting. UG

Sen's Slope Estimator

GN-AP-MW-5

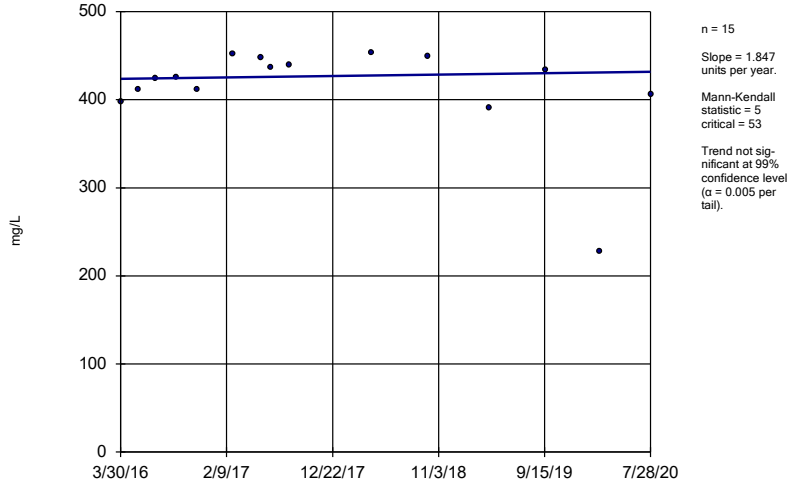

n = 15

Slope = 1.847 units per year.

Mann-Kendall statistic = 5 critical = 53

Trend not significant at 99% confidence level (α = 0.005 per tail).

Constituent: TDS Analysis Run 10/20/2020 1:42 PM View: Appendix III - Trend Tests

Plant Gaston Client: Southern Company Data: Gaston Ash Pond

Sen's Slope Estimator

GN-AP-MW-6

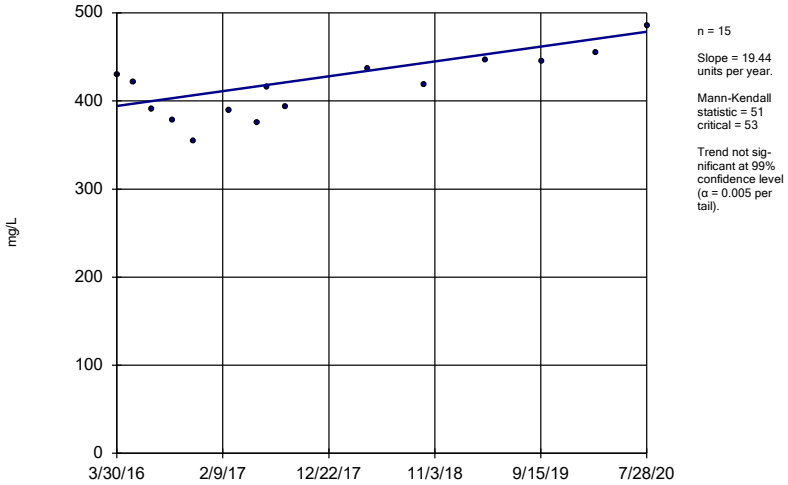

n = 15

Slope = 19.44 units per year.

Mann-Kendall statistic = 51
critical = 53

Trend not significant at 99% confidence level (α = 0.005 per tail).

Constituent: TDS Analysis Run 10/20/2020 1:42 PM View: Appendix III - Trend Tests

Plant Gaston Client: Southern Company Data: Gaston Ash Pond

Sanitas™ v.9.6.27 Groundwater Stats Consulting. UG

Sen's Slope Estimator

GN-AP-MW-7

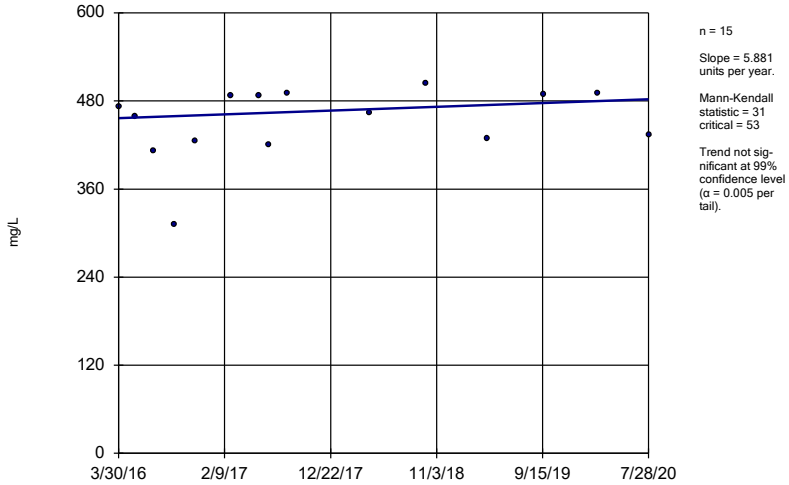

n = 15

Slope = 5.881 units per year.

Mann-Kendall statistic = 31
critical = 53

Trend not significant at 99% confidence level (α = 0.005 per tail).

Constituent: TDS Analysis Run 10/20/2020 1:42 PM View: Appendix III - Trend Tests

Plant Gaston Client: Southern Company Data: Gaston Ash Pond

Sanitas™ v.9.6.27 Groundwater Stats Consulting. UG

Sen's Slope Estimator

GN-AP-MW-8

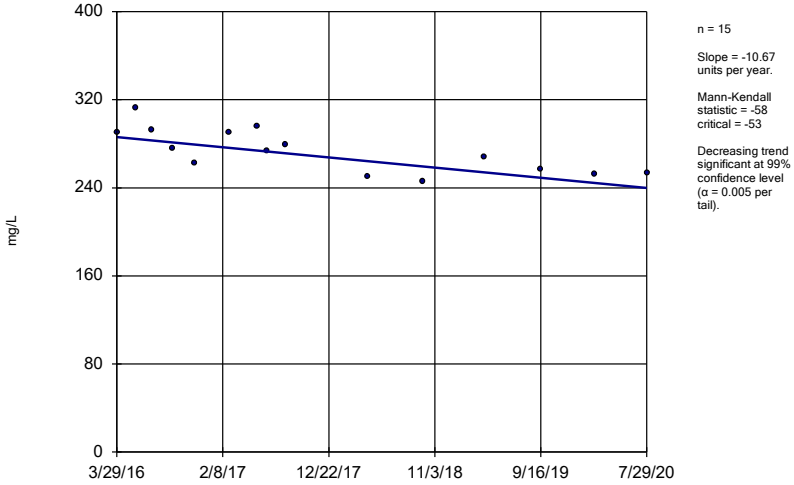

n = 15

Slope = -10.67 units per year.

Mann-Kendall statistic = -58
critical = -53

Decreasing trend significant at 99% confidence level (α = 0.005 per tail).

Constituent: TDS Analysis Run 10/20/2020 1:42 PM View: Appendix III - Trend Tests

Plant Gaston Client: Southern Company Data: Gaston Ash Pond

Sanitas™ v.9.6.27 Groundwater Stats Consulting. UG

Sen's Slope Estimator

GN-AP-MW-9

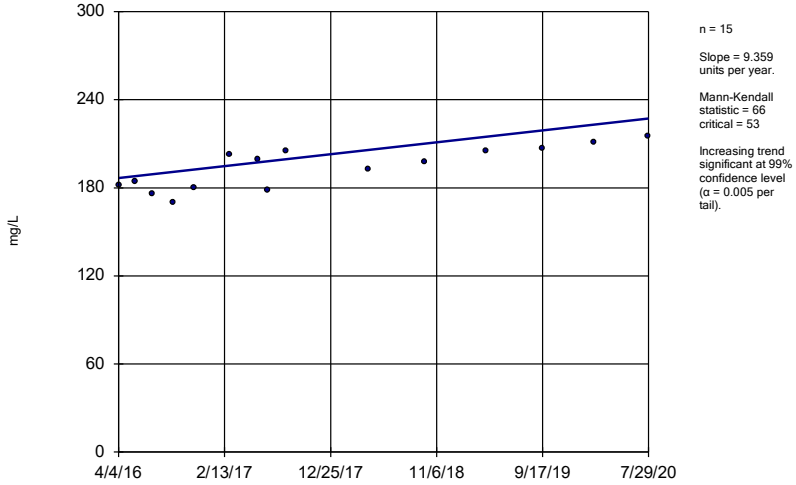

n = 15

Slope = 9.359 units per year.

Mann-Kendall statistic = 66
critical = 53

Increasing trend significant at 99% confidence level (α = 0.005 per tail).

Constituent: TDS Analysis Run 10/20/2020 1:42 PM View: Appendix III - Trend Tests

Plant Gaston Client: Southern Company Data: Gaston Ash Pond

FIGURE F.

Upper Tolerance Limits - Appendix IV

Plant Gaston Client: Southern Company Data: Gaston Ash Pond Printed 7/23/2020, 12:43 PM

Constituent	Upper Lim.	Lower Lim.	Bg N	Bg Mean	Std. Dev.	%NDs	ND Adj.	Transform	Alpha	Method
Antimony (mg/L)	0.003	n/a	26	n/a	n/a	88.46	n/a	n/a	0.2635	NP Inter(NDs)
Arsenic (mg/L)	0.005	n/a	26	n/a	n/a	96.15	n/a	n/a	0.2635	NP Inter(NDs)
Barium (mg/L)	0.02633	n/a	26	-4.57	0.4098	0	None	ln(x)	0.05	Inter
Beryllium (mg/L)	0.003	n/a	26	n/a	n/a	100	n/a	n/a	0.2635	NP Inter(NDs)
Cadmium (mg/L)	0.001	n/a	26	n/a	n/a	100	n/a	n/a	0.2635	NP Inter(NDs)
Chromium (mg/L)	0.01	n/a	26	n/a	n/a	100	n/a	n/a	0.2635	NP Inter(NDs)
Cobalt (mg/L)	0.005	n/a	26	n/a	n/a	100	n/a	n/a	0.2635	NP Inter(NDs)
Combined Radium 226 + 228 (pCi/L)	3	n/a	24	n/a	n/a	0	n/a	n/a	0.292	NP Inter(normal...
Fluoride (mg/L)	0.1	n/a	28	n/a	n/a	67.86	n/a	n/a	0.2378	NP Inter(NDs)
Lead (mg/L)	0.005	n/a	26	n/a	n/a	96.15	n/a	n/a	0.2635	NP Inter(NDs)
Lithium (mg/L)	0.02	n/a	26	n/a	n/a	100	n/a	n/a	0.2635	NP Inter(NDs)
Mercury (mg/L)	0.0005	n/a	26	n/a	n/a	100	n/a	n/a	0.2635	NP Inter(NDs)
Molybdenum (mg/L)	0.01	n/a	26	n/a	n/a	42.31	n/a	n/a	0.2635	NP Inter(normal...
Selenium (mg/L)	0.01	n/a	26	n/a	n/a	100	n/a	n/a	0.2635	NP Inter(NDs)
Thallium (mg/L)	0.001	n/a	26	n/a	n/a	84.62	n/a	n/a	0.2635	NP Inter(NDs)

Sanitas™ v.9.6.24 Sanitas software licensed to Southern Company. UG

Tolerance Limit

Interwell Non-parametric



Non-parametric test used in lieu of parametric tolerance limit because censored data exceeded 50%. Limit is highest of 26 background values. 88.46% NDs. 83.79% coverage at alpha=0.01; 89.26% coverage at alpha=0.05; 97.46% coverage at alpha=0.5. Report alpha = 0.2635.

Constituent: Antimony Analysis Run 7/23/2020 12:42 PM View: UTL's - Appendix IV

Plant Gaston Client: Southern Company Data: Gaston Ash Pond

Sanitas™ v.9.6.24 Sanitas software licensed to Southern Company. UG

Tolerance Limit

Interwell Non-parametric

Non-parametric test used in lieu of parametric tolerance limit because censored data exceeded 50%. Limit is highest of 26 background values. 96.15% NDs. 83.79% coverage at alpha=0.01; 89.26% coverage at alpha=0.05; 97.46% coverage at alpha=0.5. Report alpha = 0.2635.

Constituent: Arsenic Analysis Run 7/23/2020 12:42 PM View: UTL's - Appendix IV

Plant Gaston Client: Southern Company Data: Gaston Ash Pond

Sanitas™ v.9.6.24 Sanitas software licensed to Southern Company. UG

Tolerance Limit

Interwell Parametric

95% coverage. Background Data Summary (based on natural log transformation): Mean=-4.57, Std. Dev.=0.4098, n=26. Normality test: Shapiro Wilk @alpha = 0.01, calculated = 0.9172, critical = 0.891. Report alpha = 0.05.

Constituent: Barium Analysis Run 7/23/2020 12:42 PM View: UTL's - Appendix IV

Plant Gaston Client: Southern Company Data: Gaston Ash Pond

Sanitas™ v.9.6.24 Sanitas software licensed to Southern Company. UG

Tolerance Limit

Interwell Non-parametric



Non-parametric test used in lieu of parametric tolerance limit because censored data exceeded 50%. All background values were censored; limit is most recent reporting limit. 83.79% coverage at alpha=0.01; 89.26% coverage at alpha=0.05; 97.46% coverage at alpha=0.5. Report alpha = 0.2635.

Constituent: Beryllium Analysis Run 7/23/2020 12:42 PM View: UTL's - Appendix IV

Plant Gaston Client: Southern Company Data: Gaston Ash Pond

Sanitas™ v.9.6.24 Sanitas software licensed to Southern Company. UG

Tolerance Limit

Interwell Non-parametric



Non-parametric test used in lieu of parametric tolerance limit because censored data exceeded 50%. All background values were censored; limit is most recent reporting limit. 83.79% coverage at alpha=0.01; 89.26% coverage at alpha=0.05; 97.46% coverage at alpha=0.5. Report alpha = 0.2635.

Constituent: Cadmium Analysis Run 7/23/2020 12:42 PM View: UTL's - Appendix IV

Plant Gaston Client: Southern Company Data: Gaston Ash Pond

Sanitas™ v.9.6.24 Sanitas software licensed to Southern Company. UG

Tolerance Limit

Interwell Non-parametric

Non-parametric test used in lieu of parametric tolerance limit because censored data exceeded 50%. All background values were censored; limit is most recent reporting limit. 83.79% coverage at alpha=0.01; 89.26% coverage at alpha=0.05; 97.46% coverage at alpha=0.5. Report alpha = 0.2635.

Constituent: Chromium Analysis Run 7/23/2020 12:42 PM View: UTL's - Appendix IV

Plant Gaston Client: Southern Company Data: Gaston Ash Pond

Sanitas™ v.9.6.24 Sanitas software licensed to Southern Company. UG

Tolerance Limit

Interwell Non-parametric

Non-parametric test used in lieu of parametric tolerance limit because censored data exceeded 50%. All background values were censored; limit is most recent reporting limit. 83.79% coverage at alpha=0.01; 89.26% coverage at alpha=0.05; 97.46% coverage at alpha=0.5. Report alpha = 0.2635.

Constituent: Cobalt Analysis Run 7/23/2020 12:42 PM View: UTL's - Appendix IV

Plant Gaston Client: Southern Company Data: Gaston Ash Pond

Sanitas™ v.9.6.24 Sanitas software licensed to Southern Company. UG

Tolerance Limit

Interwell Non-parametric

Non-parametric test used in lieu of parametric tolerance limit because the Shapiro Wilk normality test showed the data to be non-normal at the 0.01 alpha level. Limit is highest of 24 background values. 82.62% coverage at alpha=0.01; 88.09% coverage at alpha=0.05; 97.07% coverage at alpha=0.5. Report alpha = 0.292.

Constituent: Combined Radium 226 + 228 Analysis Run 7/23/2020 12:42 PM View: UTL's - Appendix IV

Plant Gaston Client: Southern Company Data: Gaston Ash Pond

Sanitas™ v.9.6.24 Sanitas software licensed to Southern Company. UG

Tolerance Limit

Interwell Non-parametric



Non-parametric test used in lieu of parametric tolerance limit because censored data exceeded 50%. Limit is highest of 28 background values. 67.86% NDs. 84.96% coverage at alpha=0.01; 90.04% coverage at alpha=0.05; 97.46% coverage at alpha=0.5. Report alpha = 0.2378.

Constituent: Fluoride Analysis Run 7/23/2020 12:42 PM View: UTL's - Appendix IV

Plant Gaston Client: Southern Company Data: Gaston Ash Pond

Sanitas™ v.9.6.24 Sanitas software licensed to Southern Company. UG

Tolerance Limit

Interwell Non-parametric

Non-parametric test used in lieu of parametric tolerance limit because censored data exceeded 50%. Limit is highest of 26 background values. 96.15% NDs. 83.79% coverage at alpha=0.01; 89.26% coverage at alpha=0.05; 97.46% coverage at alpha=0.5. Report alpha = 0.2635.

Constituent: Lead Analysis Run 7/23/2020 12:42 PM View: UTL's - Appendix IV

Plant Gaston Client: Southern Company Data: Gaston Ash Pond

Sanitas™ v.9.6.24 Sanitas software licensed to Southern Company. UG

Tolerance Limit

Interwell Non-parametric

Non-parametric test used in lieu of parametric tolerance limit because censored data exceeded 50%. All background values were censored; limit is most recent reporting limit. 83.79% coverage at alpha=0.01; 89.26% coverage at alpha=0.05; 97.46% coverage at alpha=0.5. Report alpha = 0.2635.

Constituent: Lithium Analysis Run 7/23/2020 12:42 PM View: UTL's - Appendix IV

Plant Gaston Client: Southern Company Data: Gaston Ash Pond

Sanitas™ v.9.6.24 Sanitas software licensed to Southern Company. UG

Tolerance Limit

Interwell Non-parametric



Non-parametric test used in lieu of parametric tolerance limit because censored data exceeded 50%. All background values were censored; limit is most recent reporting limit. 83.79% coverage at alpha=0.01; 89.26% coverage at alpha=0.05; 97.46% coverage at alpha=0.5. Report alpha = 0.2635.

Constituent: Mercury Analysis Run 7/23/2020 12:42 PM View: UTL's - Appendix IV

Plant Gaston Client: Southern Company Data: Gaston Ash Pond

Tolerance Limit

Interwell Non-parametric

Non-parametric test used in lieu of parametric tolerance limit because the Shapiro Wilk normality test showed the data to be non-normal at the 0.01 alpha level. Limit is highest of 26 background values. 42.31% NDs. 83.79% coverage at alpha=0.01; 89.26% coverage at alpha=0.05; 97.46% coverage at alpha=0.5. Report alpha = 0.2635.

Constituent: Molybdenum Analysis Run 7/23/2020 12:42 PM View: UTL's - Appendix IV

Plant Gaston Client: Southern Company Data: Gaston Ash Pond

Sanitas™ v.9.6.24 Sanitas software licensed to Southern Company. UG

Tolerance Limit

Interwell Non-parametric

Non-parametric test used in lieu of parametric tolerance limit because censored data exceeded 50%. All background values were censored; limit is most recent reporting limit. 83.79% coverage at alpha=0.01; 89.26% coverage at alpha=0.05; 97.46% coverage at alpha=0.5. Report alpha = 0.2635.

Constituent: Selenium Analysis Run 7/23/2020 12:42 PM View: UTL's - Appendix IV

Plant Gaston Client: Southern Company Data: Gaston Ash Pond

Sanitas™ v.9.6.24 Sanitas software licensed to Southern Company. UG

Tolerance Limit

Interwell Non-parametric



Non-parametric test used in lieu of parametric tolerance limit because censored data exceeded 50%. Limit is highest of 26 background values. 84.62% NDs. 83.79% coverage at alpha=0.01; 89.26% coverage at alpha=0.05; 97.46% coverage at alpha=0.5. Report alpha = 0.2635.

Constituent: Thallium Analysis Run 7/23/2020 12:42 PM View: UTL's - Appendix IV

Plant Gaston Client: Southern Company Data: Gaston Ash Pond

FIGURE G.

GASTON AP GWPS			
Analyte	**Units**	**Background**	**GWPS**
Antimony	mg/L	0.003	0.006
Arsenic	mg/L	0.005	0.01
Barium	mg/L	0.02633	2
Beryllium	mg/L	0.003	0.004
Cadmium	mg/L	0.001	0.005
Chromium	mg/L	0.01	0.1
Cobalt	mg/L	0.005	0.006
Combined Radium-226/228	pCi/L	3	5
Fluoride	mg/L	0.1	4
Lead	mg/L	0.005	0.015
Lithium	mg/L	0.02	0.04
Mercury	mg/L	0.0005	0.002
Molybdenum	mg/L	0.01	0.1
Selenium	mg/L	0.01	0.05
Thallium	mg/L	0.001	0.002

Notes:

1. mg/L - Milligrams per liter

2. pCi/L - Picocuries per liter

3. The background limits were used as the groundwater protection standard (GWPS) when appropriate under 40 CFR §257.95(h), ADEM Rule 335-13-15-.06(h), and the ADEM Variance.

4. GWPS established during second semi-annual sampling event in 2019.

FIGURE H.

Confidence Interval - Significant Results

Plant Gaston Client: Southern Company Data: Gaston Ash Pond Printed 10/19/2020, 4:44 PM

Constituent	Well	Upper Lim.	Lower Lim.	Compliance	Sig.	N	%NDs	Transform	Alpha	Method
Arsenic (mg/L)	**GN-AP-MW-17**	**0.01311**	**0.01013**	**0.01**	**Yes**	**8**	**0**	**No**	**0.01**	**Param.**
Combined Radium 226 + 228 (pCi/L)	**GN-AP-MW-20**	**15.7**	**11.6**	**5**	**Yes**	**8**	**0**	**No**	**0.004**	**NP (normality)**
Lithium (mg/L)	**GN-AP-MW-15R**	**0.1641**	**0.05881**	**0.04**	**Yes**	**8**	**0**	**No**	**0.01**	**Param.**
Lithium (mg/L)	**GN-AP-MW-16**	**0.09216**	**0.07234**	**0.04**	**Yes**	**8**	**0**	**No**	**0.01**	**Param.**
Lithium (mg/L)	**GN-AP-MW-17**	**0.7625**	**0.5792**	**0.04**	**Yes**	**8**	**0**	**No**	**0.01**	**Param.**
Lithium (mg/L)	**GN-AP-MW-20**	**0.1303**	**0.1047**	**0.04**	**Yes**	**8**	**0**	**No**	**0.01**	**Param.**
Molybdenum (mg/L)	**GN-AP-MW-15R**	**0.3448**	**0.1305**	**0.1**	**Yes**	**8**	**0**	**No**	**0.01**	**Param.**
Molybdenum (mg/L)	**GN-AP-MW-16**	**0.3352**	**0.2698**	**0.1**	**Yes**	**8**	**0**	**No**	**0.01**	**Param.**
Molybdenum (mg/L)	**GN-AP-MW-17**	**2.67**	**1.865**	**0.1**	**Yes**	**8**	**0**	**No**	**0.01**	**Param.**
Molybdenum (mg/L)	**GN-AP-MW-20**	**0.8334**	**0.7085**	**0.1**	**Yes**	**8**	**0**	**x^2**	**0.01**	**Param.**
Molybdenum (mg/L)	**GN-AP-MW-5**	**0.3192**	**0.116**	**0.1**	**Yes**	**8**	**0**	**No**	**0.01**	**Param.**

Confidence Interval - All Results

Plant Gaston Client: Southern Company Data: Gaston Ash Pond Printed 10/19/2020, 4:44 PM

Constituent	Well	Upper Lim.	Lower Lim.	Compliance	Sig.	N	%NDs	Transform	Alpha	Method
Antimony (mg/L)	GN-AP-MW-12	0.003	0.000871	0.006	No	8	87.5	No	0.004	NP (NDs)
Antimony (mg/L)	GN-AP-MW-14	0.003	0.000939	0.006	No	8	87.5	No	0.004	NP (NDs)
Antimony (mg/L)	GN-AP-MW-15R	0.003	0.000998	0.006	No	8	75	No	0.004	NP (NDs)
Antimony (mg/L)	GN-AP-MW-17	0.003	0.000731	0.006	No	8	37.5	No	0.004	NP (normality)
Antimony (mg/L)	GN-AP-MW-19	0.003	0.00123	0.006	No	8	87.5	No	0.004	NP (NDs)
Antimony (mg/L)	GN-AP-MW-6	0.003	0.000819	0.006	No	8	87.5	No	0.004	NP (NDs)
Antimony (mg/L)	GN-AP-MW-7	0.003	0.00089	0.006	No	8	87.5	No	0.004	NP (NDs)
Arsenic (mg/L)	GN-AP-MW-12	0.008439	0.003186	0.01	No	8	0	No	0.01	Param.
Arsenic (mg/L)	GN-AP-MW-14	0.005	0.00108	0.01	No	8	75	No	0.004	NP (NDs)
Arsenic (mg/L)	GN-AP-MW-15R	0.005	0.00101	0.01	No	8	37.5	No	0.004	NP (normality)
Arsenic (mg/L)	GN-AP-MW-16	0.00518	0.004487	0.01	No	8	0	No	0.01	Param.
Arsenic (mg/L)	**GN-AP-MW-17**	**0.01311**	**0.01013**	**0.01**	**Yes**	**8**	**0**	**No**	**0.01**	**Param.**
Arsenic (mg/L)	GN-AP-MW-18	0.0067	0.00248	0.01	No	8	0	No	0.004	NP (normality)
Arsenic (mg/L)	GN-AP-MW-19	0.003404	0.002211	0.01	No	8	0	No	0.01	Param.
Arsenic (mg/L)	GN-AP-MW-20	0.004284	0.003648	0.01	No	8	0	No	0.01	Param.
Arsenic (mg/L)	GN-AP-MW-21	0.003044	0.001363	0.01	No	8	0	No	0.01	Param.
Arsenic (mg/L)	GN-AP-MW-22	0.005	0.00129	0.01	No	8	87.5	No	0.004	NP (NDs)
Arsenic (mg/L)	GN-AP-MW-8	0.003467	0.001203	0.01	No	8	12.5	sqrt(x)	0.01	Param.
Arsenic (mg/L)	GN-AP-MW-9	0.002947	0.001783	0.01	No	8	0	No	0.01	Param.
Barium (mg/L)	GN-AP-MW-10	0.0142	0.01177	2	No	8	0	No	0.01	Param.
Barium (mg/L)	GN-AP-MW-11	0.009647	0.008223	2	No	8	0	No	0.01	Param.
Barium (mg/L)	GN-AP-MW-12	0.07765	0.06397	2	No	8	0	No	0.01	Param.
Barium (mg/L)	GN-AP-MW-13	0.03935	0.03203	2	No	8	0	No	0.01	Param.
Barium (mg/L)	GN-AP-MW-14	0.07427	0.05171	2	No	8	0	No	0.01	Param.
Barium (mg/L)	GN-AP-MW-15R	0.1053	0.03831	2	No	8	0	No	0.01	Param.
Barium (mg/L)	GN-AP-MW-16	0.03684	0.02791	2	No	8	0	No	0.01	Param.
Barium (mg/L)	GN-AP-MW-17	0.111	0.0781	2	No	8	0	No	0.01	Param.
Barium (mg/L)	GN-AP-MW-18	0.0499	0.0403	2	No	8	0	No	0.01	Param.
Barium (mg/L)	GN-AP-MW-19	0.02214	0.01676	2	No	8	0	No	0.01	Param.
Barium (mg/L)	GN-AP-MW-20	0.06365	0.05803	2	No	8	0	No	0.01	Param.
Barium (mg/L)	GN-AP-MW-21	0.03526	0.01909	2	No	8	0	No	0.01	Param.
Barium (mg/L)	GN-AP-MW-22	0.04617	0.03616	2	No	8	0	No	0.01	Param.
Barium (mg/L)	GN-AP-MW-4	0.03042	0.01868	2	No	8	0	No	0.01	Param.
Barium (mg/L)	GN-AP-MW-5	0.03998	0.02612	2	No	8	0	No	0.01	Param.
Barium (mg/L)	GN-AP-MW-6	0.02648	0.01927	2	No	8	0	No	0.01	Param.
Barium (mg/L)	GN-AP-MW-7	0.0273	0.02347	2	No	8	0	No	0.01	Param.
Barium (mg/L)	GN-AP-MW-8	0.02074	0.01579	2	No	8	0	No	0.01	Param.
Barium (mg/L)	GN-AP-MW-9	0.1163	0.09152	2	No	8	0	No	0.01	Param.
Cadmium (mg/L)	GN-AP-MW-17	0.001	0.000318	0.005	No	8	50	No	0.004	NP (normality)
Chromium (mg/L)	GN-AP-MW-8	0.01	0.00395	0.1	No	8	87.5	No	0.004	NP (NDs)
Combined Radium 226 + 228 (pCi/L)	GN-AP-MW-10	1.322	0.09172	5	No	8	12.5	sqrt(x)	0.01	Param.
Combined Radium 226 + 228 (pCi/L)	GN-AP-MW-11	1.16	0.2532	5	No	8	12.5	ln(x)	0.01	Param.
Combined Radium 226 + 228 (pCi/L)	GN-AP-MW-12	1.589	0.7702	5	No	8	0	No	0.01	Param.
Combined Radium 226 + 228 (pCi/L)	GN-AP-MW-13	0.9905	0.5772	5	No	8	0	No	0.01	Param.
Combined Radium 226 + 228 (pCi/L)	GN-AP-MW-14	1.176	-0.02481	5	No	8	0	No	0.01	Param.
Combined Radium 226 + 228 (pCi/L)	GN-AP-MW-15R	1.834	0.6	5	No	8	0	No	0.01	Param.
Combined Radium 226 + 228 (pCi/L)	GN-AP-MW-16	3.633	2.979	5	No	8	0	No	0.01	Param.
Combined Radium 226 + 228 (pCi/L)	GN-AP-MW-17	1.818	0.6038	5	No	8	0	No	0.01	Param.
Combined Radium 226 + 228 (pCi/L)	GN-AP-MW-18	1.932	0.9454	5	No	8	0	No	0.01	Param.
Combined Radium 226 + 228 (pCi/L)	GN-AP-MW-19	1.115	0.1785	5	No	8	0	sqrt(x)	0.01	Param.
Combined Radium 226 + 228 (pCi/L)	**GN-AP-MW-20**	**15.7**	**11.6**	**5**	**Yes**	**8**	**0**	**No**	**0.004**	**NP (normality)**
Combined Radium 226 + 228 (pCi/L)	GN-AP-MW-21	1.497	0.07691	5	No	8	12.5	sqrt(x)	0.01	Param.
Combined Radium 226 + 228 (pCi/L)	GN-AP-MW-22	1.154	0.1907	5	No	8	12.5	ln(x)	0.01	Param.
Combined Radium 226 + 228 (pCi/L)	GN-AP-MW-4	1.544	0.1472	5	No	8	12.5	sqrt(x)	0.01	Param.
Combined Radium 226 + 228 (pCi/L)	GN-AP-MW-5	1.325	0.3347	5	No	8	12.5	ln(x)	0.01	Param.
Combined Radium 226 + 228 (pCi/L)	GN-AP-MW-6	2.5	0.369	5	No	8	12.5	No	0.004	NP (normality)
Combined Radium 226 + 228 (pCi/L)	GN-AP-MW-7	1.479	0.2184	5	No	8	12.5	sqrt(x)	0.01	Param.
Combined Radium 226 + 228 (pCi/L)	GN-AP-MW-8	1.663	-0.01264	5	No	8	12.5	x^(1/3)	0.01	Param.
Combined Radium 226 + 228 (pCi/L)	GN-AP-MW-9	1.449	0.1713	5	No	8	12.5	sqrt(x)	0.01	Param.
Fluoride (mg/L)	GN-AP-MW-10	0.1	0.04	4	No	8	50	No	0.004	NP (normality)
Fluoride (mg/L)	GN-AP-MW-11	0.1	0.04	4	No	8	75	No	0.004	NP (NDs)
Fluoride (mg/L)	GN-AP-MW-12	0.1	0.04	4	No	8	25	No	0.004	NP (normality)
Fluoride (mg/L)	GN-AP-MW-13	0.1	0.05	4	No	8	25	No	0.004	NP (normality)
Fluoride (mg/L)	GN-AP-MW-14	0.1322	0.1001	4	No	8	0	No	0.01	Param.
Fluoride (mg/L)	GN-AP-MW-15R	0.1025	0.07877	4	No	8	0	No	0.01	Param.
Fluoride (mg/L)	GN-AP-MW-16	0.1392	0.1191	4	No	8	0	sqrt(x)	0.01	Param.
Fluoride (mg/L)	GN-AP-MW-17	0.2377	0.1806	4	No	8	0	No	0.01	Param.
Fluoride (mg/L)	GN-AP-MW-18	0.06691	0.04954	4	No	8	0	No	0.01	Param.

Confidence Interval - All Results

Plant Gaston Client: Southern Company Data: Gaston Ash Pond Printed 10/19/2020, 4:44 PM

Constituent	Well	Upper Lim.	Lower Lim.	Compliance	Sig.	N	%NDs	Transform	Alpha	Method
Fluoride (mg/L)	GN-AP-MW-19	0.1	0.04	4	No	8	12.5	No	0.004	NP (normality)
Fluoride (mg/L)	GN-AP-MW-20	0.1	0.04	4	No	8	25	No	0.004	NP (normality)
Fluoride (mg/L)	GN-AP-MW-21	0.1	0.06	4	No	8	50	No	0.004	NP (normality)
Fluoride (mg/L)	GN-AP-MW-22	0.1	0.06	4	No	8	12.5	No	0.004	NP (normality)
Fluoride (mg/L)	GN-AP-MW-4	0.1	0.0506	4	No	8	87.5	No	0.004	NP (NDs)
Fluoride (mg/L)	GN-AP-MW-5	0.07611	0.03883	4	No	8	12.5	sqrt(x)	0.01	Param.
Fluoride (mg/L)	GN-AP-MW-6	0.1	0.04	4	No	8	25	No	0.004	NP (normality)
Fluoride (mg/L)	GN-AP-MW-7	0.1	0.04	4	No	8	25	No	0.004	NP (normality)
Fluoride (mg/L)	GN-AP-MW-8	0.1106	0.08107	4	No	8	0	No	0.01	Param.
Fluoride (mg/L)	GN-AP-MW-9	0.1429	0.1096	4	No	8	12.5	No	0.01	Param.
Lithium (mg/L)	**GN-AP-MW-15R**	**0.1641**	**0.05881**	**0.04**	**Yes**	**8**	**0**	**No**	**0.01**	**Param.**
Lithium (mg/L)	**GN-AP-MW-16**	**0.09216**	**0.07234**	**0.04**	**Yes**	**8**	**0**	**No**	**0.01**	**Param.**
Lithium (mg/L)	**GN-AP-MW-17**	**0.7625**	**0.5792**	**0.04**	**Yes**	**8**	**0**	**No**	**0.01**	**Param.**
Lithium (mg/L)	GN-AP-MW-18	0.04825	0.03487	0.04	No	8	0	No	0.01	Param.
Lithium (mg/L)	**GN-AP-MW-20**	**0.1303**	**0.1047**	**0.04**	**Yes**	**8**	**0**	**No**	**0.01**	**Param.**
Lithium (mg/L)	GN-AP-MW-5	0.04804	0.02123	0.04	No	8	12.5	No	0.01	Param.
Molybdenum (mg/L)	**GN-AP-MW-15R**	**0.3448**	**0.1305**	**0.1**	**Yes**	**8**	**0**	**No**	**0.01**	**Param.**
Molybdenum (mg/L)	**GN-AP-MW-16**	**0.3352**	**0.2698**	**0.1**	**Yes**	**8**	**0**	**No**	**0.01**	**Param.**
Molybdenum (mg/L)	**GN-AP-MW-17**	**2.67**	**1.865**	**0.1**	**Yes**	**8**	**0**	**No**	**0.01**	**Param.**
Molybdenum (mg/L)	GN-AP-MW-18	0.02392	0.01835	0.1	No	8	0	No	0.01	Param.
Molybdenum (mg/L)	GN-AP-MW-19	0.01333	0.01157	0.1	No	8	0	No	0.01	Param.
Molybdenum (mg/L)	**GN-AP-MW-20**	**0.8334**	**0.7085**	**0.1**	**Yes**	**8**	**0**	**x^2**	**0.01**	**Param.**
Molybdenum (mg/L)	GN-AP-MW-21	0.01594	0.005452	0.1	No	8	0	No	0.01	Param.
Molybdenum (mg/L)	GN-AP-MW-22	0.08048	0.06288	0.1	No	8	0	x^(1/3)	0.01	Param.
Molybdenum (mg/L)	**GN-AP-MW-5**	**0.3192**	**0.116**	**0.1**	**Yes**	**8**	**0**	**No**	**0.01**	**Param.**
Molybdenum (mg/L)	GN-AP-MW-6	0.01729	0.01179	0.1	No	8	0	No	0.01	Param.
Molybdenum (mg/L)	GN-AP-MW-9	0.005	0.00282	0.1	No	8	87.5	No	0.004	NP (NDs)
Thallium (mg/L)	GN-AP-MW-18	0.0004583	0.0003369	0.002	No	8	0	No	0.01	Param.

Sanitas™ v.9.6.27 . UG

Non-Parametric Confidence Interval

Compliance Limit is not exceeded.

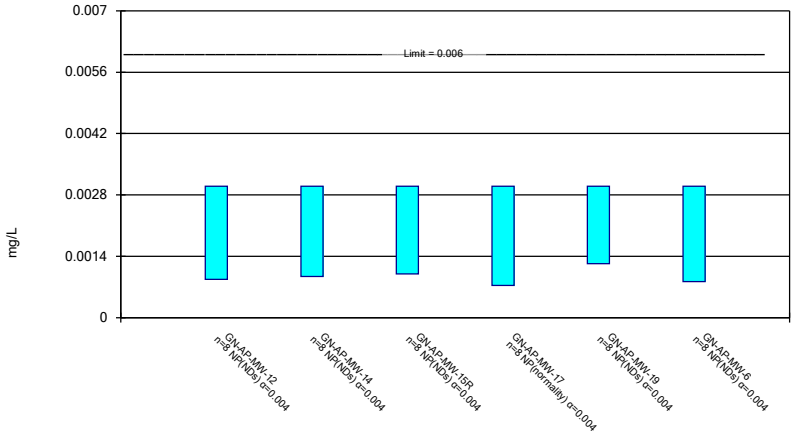

Constituent: Antimony Analysis Run 10/19/2020 4:42 PM View: Appendix IV ND

Plant Gaston Client: Southern Company Data: Gaston Ash Pond

Sanitas™ v.9.6.27 . UG

Non-Parametric Confidence Interval

Compliance Limit is not exceeded.

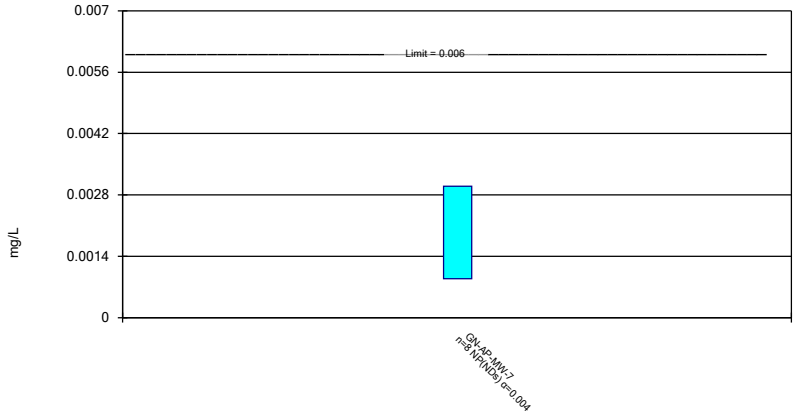

Constituent: Antimony Analysis Run 10/19/2020 4:42 PM View: Appendix IV ND

Plant Gaston Client: Southern Company Data: Gaston Ash Pond

Sanitas™ v.9.6.27 . UG

Parametric and Non-Parametric (NP) Confidence Interval

Compliance limit is exceeded.* Per-well alpha = 0.01 except as noted. Normality Test: Shapiro Wilk, alpha based on n.

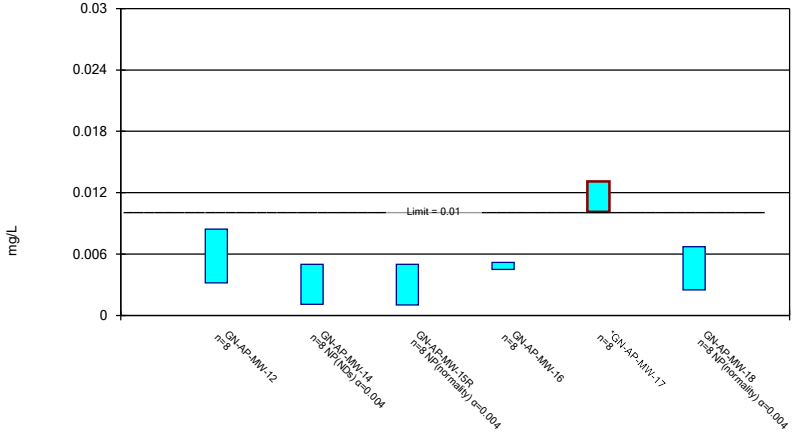

Constituent: Arsenic Analysis Run 10/19/2020 4:42 PM View: Appendix IV ND

Plant Gaston Client: Southern Company Data: Gaston Ash Pond

Sanitas™ v.9.6.27 . UG

Parametric and Non-Parametric (NP) Confidence Interval

Compliance Limit is not exceeded. Per-well alpha = 0.01 except as noted. Normality Test: Shapiro Wilk, alpha based on n.

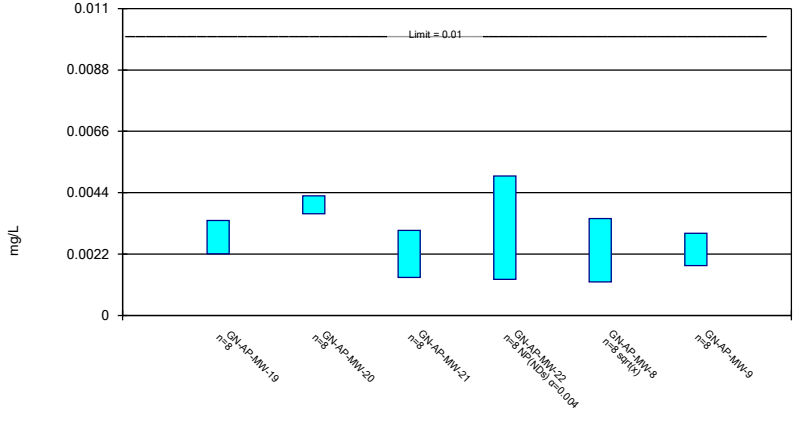

Constituent: Arsenic Analysis Run 10/19/2020 4:42 PM View: Appendix IV ND

Plant Gaston Client: Southern Company Data: Gaston Ash Pond

Sanitas™ v.9.6.27 . UG

Parametric Confidence Interval

Compliance Limit is not exceeded. Per-well alpha = 0.01. Normality Test: Shapiro Wilk, alpha based on n.

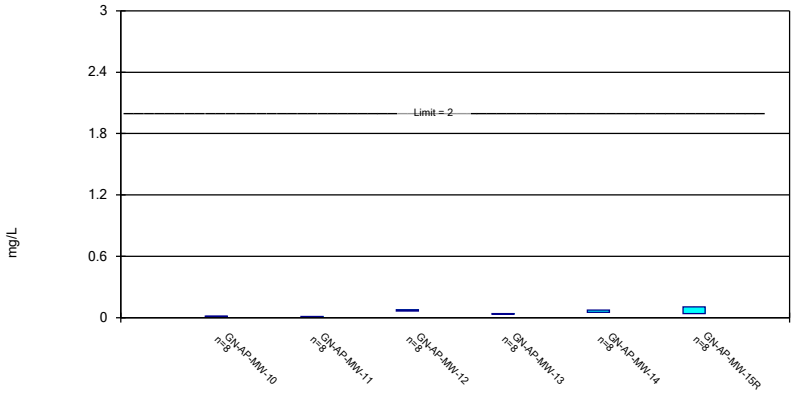

Constituent: Barium Analysis Run 10/19/2020 4:42 PM View: Appendix IV ND
Plant Gaston Client: Southern Company Data: Gaston Ash Pond

Sanitas™ v.9.6.27 . UG

Parametric Confidence Interval

Compliance Limit is not exceeded. Per-well alpha = 0.01. Normality Test: Shapiro Wilk, alpha based on n.

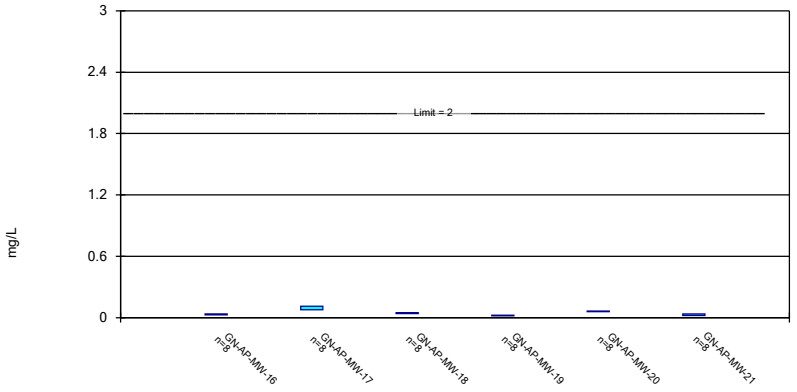

Constituent: Barium Analysis Run 10/19/2020 4:42 PM View: Appendix IV ND
Plant Gaston Client: Southern Company Data: Gaston Ash Pond

Sanitas™ v.9.6.27 . UG

Parametric Confidence Interval

Compliance Limit is not exceeded. Per-well alpha = 0.01. Normality Test: Shapiro Wilk, alpha based on n.

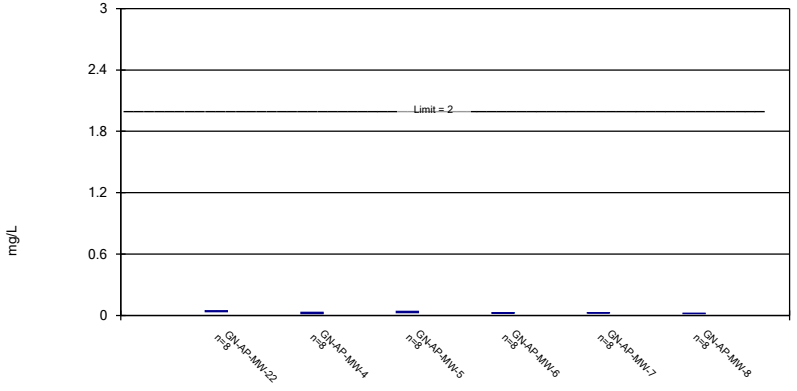

Constituent: Barium Analysis Run 10/19/2020 4:42 PM View: Appendix IV ND
Plant Gaston Client: Southern Company Data: Gaston Ash Pond

Sanitas™ v.9.6.27 . UG

Parametric Confidence Interval

Compliance Limit is not exceeded. Per-well alpha = 0.01. Normality Test: Shapiro Wilk, alpha based on n.



Constituent: Barium Analysis Run 10/19/2020 4:42 PM View: Appendix IV ND
Plant Gaston Client: Southern Company Data: Gaston Ash Pond

Sanitas™ v.9.6.27 . UG

Non-Parametric Confidence Interval

Compliance Limit is not exceeded.

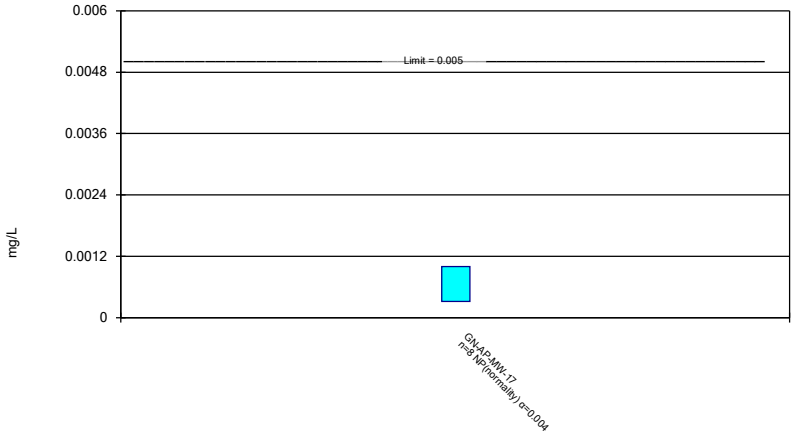

Constituent: Cadmium Analysis Run 10/19/2020 4:42 PM View: Appendix IV ND
Plant Gaston Client: Southern Company Data: Gaston Ash Pond

Sanitas™ v.9.6.27 . UG

Non-Parametric Confidence Interval

Compliance Limit is not exceeded.



Constituent: Chromium Analysis Run 10/19/2020 4:43 PM View: Appendix IV ND
Plant Gaston Client: Southern Company Data: Gaston Ash Pond

Sanitas™ v.9.6.27 . UG

Parametric Confidence Interval

Compliance Limit is not exceeded. Per-well alpha = 0.01. Normality Test: Shapiro Wilk, alpha based on n.

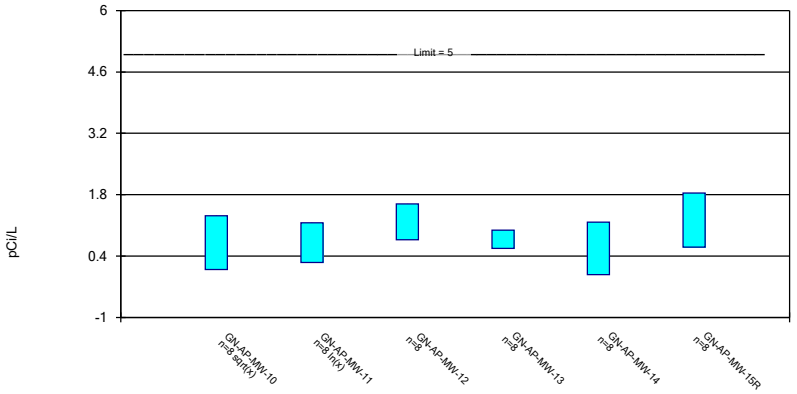

Constituent: Combined Radium 226 + 228 Analysis Run 10/19/2020 4:43 PM View: Appendix IV ND
Plant Gaston Client: Southern Company Data: Gaston Ash Pond

Sanitas™ v.9.6.27 . UG

Parametric and Non-Parametric (NP) Confidence Interval

Compliance limit is exceeded.* Per-well alpha = 0.01 except as noted. Normality Test: Shapiro Wilk, alpha based on n.

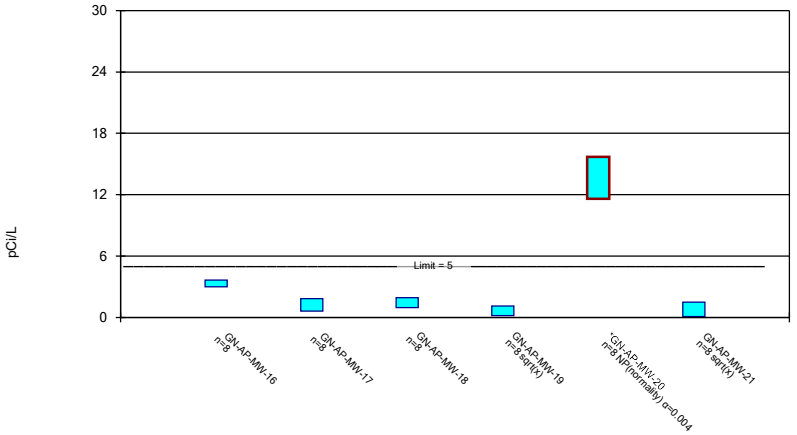

Constituent: Combined Radium 226 + 228 Analysis Run 10/19/2020 4:43 PM View: Appendix IV ND
Plant Gaston Client: Southern Company Data: Gaston Ash Pond

Sanitas™ v.9.6.27 . UG

Parametric and Non-Parametric (NP) Confidence Interval

Compliance Limit is not exceeded. Per-well alpha = 0.01 except as noted. Normality Test: Shapiro Wilk, alpha based on n.

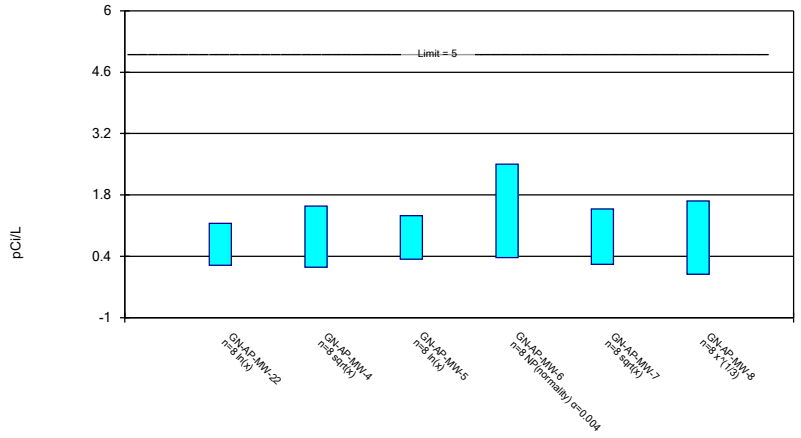

Constituent: Combined Radium 226 + 228 Analysis Run 10/19/2020 4:43 PM View: Appendix IV ND

Plant Gaston Client: Southern Company Data: Gaston Ash Pond

Sanitas™ v.9.6.27 . UG

Parametric Confidence Interval

Compliance Limit is not exceeded. Per-well alpha = 0.01. Normality Test: Shapiro Wilk, alpha based on n.

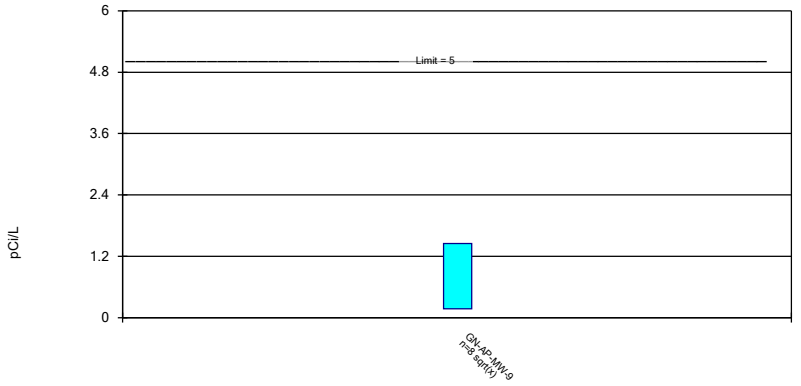

Constituent: Combined Radium 226 + 228 Analysis Run 10/19/2020 4:43 PM View: Appendix IV ND

Plant Gaston Client: Southern Company Data: Gaston Ash Pond

Sanitas™ v.9.6.27 . UG

Parametric and Non-Parametric (NP) Confidence Interval

Compliance Limit is not exceeded. Per-well alpha = 0.01 except as noted. Normality Test: Shapiro Wilk, alpha based on n.

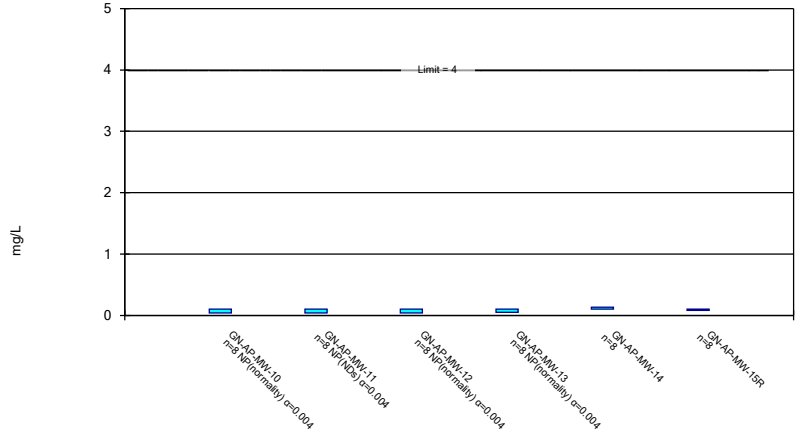

Constituent: Fluoride Analysis Run 10/19/2020 4:43 PM View: Appendix IV ND

Plant Gaston Client: Southern Company Data: Gaston Ash Pond

Sanitas™ v.9.6.27 . UG

Parametric and Non-Parametric (NP) Confidence Interval

Compliance Limit is not exceeded. Per-well alpha = 0.01 except as noted. Normality Test: Shapiro Wilk, alpha based on n.

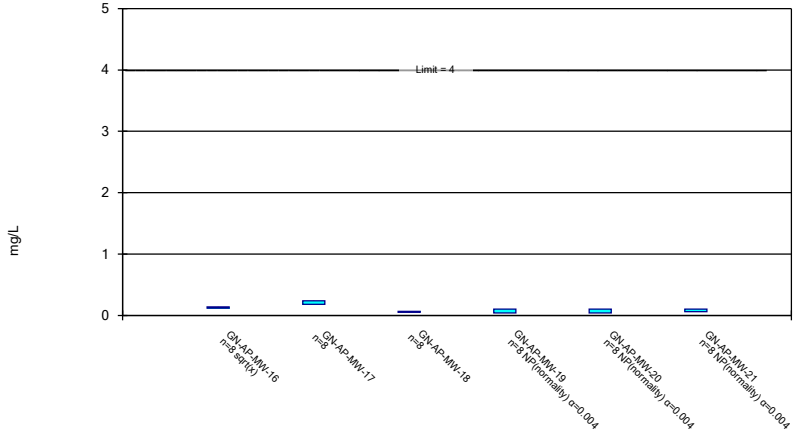

Constituent: Fluoride Analysis Run 10/19/2020 4:43 PM View: Appendix IV ND

Plant Gaston Client: Southern Company Data: Gaston Ash Pond

Sanitas™ v.9.6.27 . UG

Parametric and Non-Parametric (NP) Confidence Interval

Compliance Limit is not exceeded. Per-well alpha = 0.01 except as noted. Normality Test: Shapiro Wilk, alpha based on n.

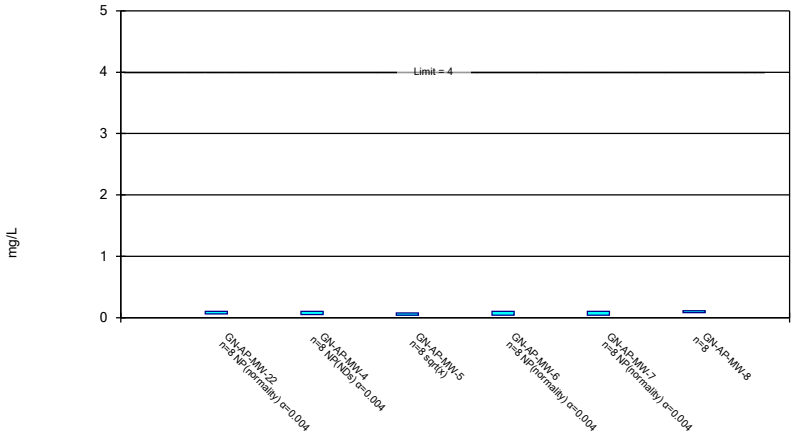

Constituent: Fluoride Analysis Run 10/19/2020 4:43 PM View: Appendix IV ND
Plant Gaston Client: Southern Company Data: Gaston Ash Pond

Sanitas™ v.9.6.27 . UG

Parametric Confidence Interval

Compliance Limit is not exceeded. Per-well alpha = 0.01. Normality Test: Shapiro Wilk, alpha based on n.



Constituent: Fluoride Analysis Run 10/19/2020 4:43 PM View: Appendix IV ND
Plant Gaston Client: Southern Company Data: Gaston Ash Pond

Sanitas™ v.9.6.27 . UG

Parametric Confidence Interval

Compliance limit is exceeded.* Per-well alpha = 0.01. Normality Test: Shapiro Wilk, alpha based on n.

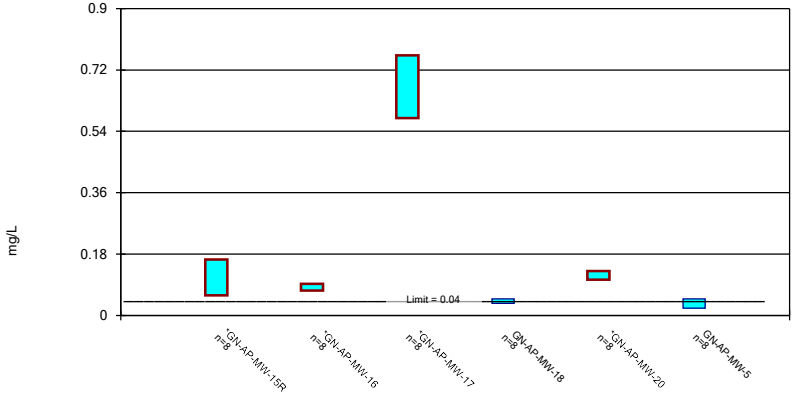

Constituent: Lithium Analysis Run 10/19/2020 4:43 PM View: Appendix IV ND
Plant Gaston Client: Southern Company Data: Gaston Ash Pond

Sanitas™ v.9.6.27 . UG

Parametric Confidence Interval

Compliance limit is exceeded.* Per-well alpha = 0.01. Normality Test: Shapiro Wilk, alpha based on n.

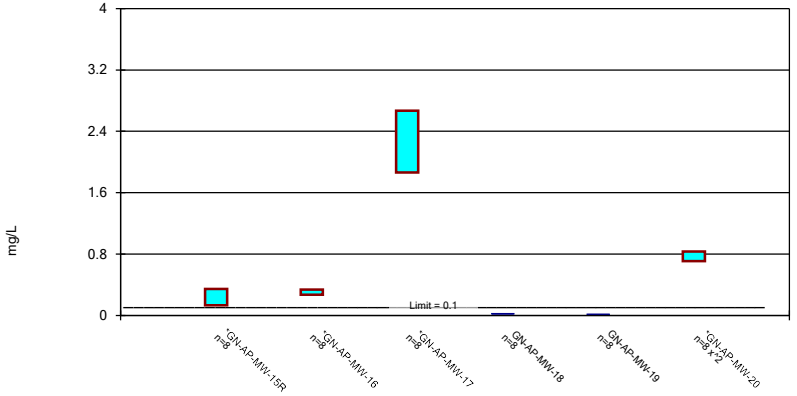

Constituent: Molybdenum Analysis Run 10/19/2020 4:43 PM View: Appendix IV ND
Plant Gaston Client: Southern Company Data: Gaston Ash Pond

Parametric and Non-Parametric (NP) Confidence Interval

Compliance limit is exceeded.* Per-well alpha = 0.01 except as noted. Normality Test: Shapiro Wilk, alpha based on n.

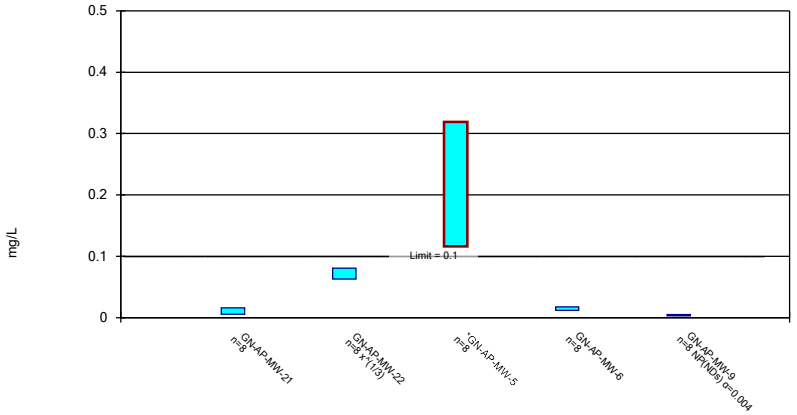

Constituent: Molybdenum Analysis Run 10/19/2020 4:43 PM View: Appendix IV ND
Plant Gaston Client: Southern Company Data: Gaston Ash Pond

Sanitas™ v.9.6.27 . UG

Parametric Confidence Interval

Compliance Limit is not exceeded. Per-well alpha = 0.01. Normality Test: Shapiro Wilk, alpha based on n.



Constituent: Thallium Analysis Run 10/19/2020 4:43 PM View: Appendix IV ND
Plant Gaston Client: Southern Company Data: Gaston Ash Pond

APPENDIX B

Laboratory Analytical Results

TABLE 1
SEQUENTIAL EXTRACTION AND TOTAL URANIUM RESULTS FOR AQUIFER SOLIDS
Alabama Power - Plant Gaston

GOLDER

Analyte	SEP Step	SAMPLE IDENTIFICATION					
		GN-AP-B-1A (69')	GN-AP-B1A (85')	GN-AP-MW-20 (89')	GN-AP-B-1A (69')	GN-AP-B1A (85')	GN-AP-MW-20 (89')
		9/11/2020	09/112020	9/11/2020	9/11/2020	09/112020	9/11/2020
		mg/kg	mg/kg	mg/kg	%	%	%
Uranium	SEP Step 1 - Exchangeable Fraction	0.022	0.008	0.014	5%	2%	1%
Uranium	SEP Step 2 - Carbonate Fraction	0.232	0.184	0.227	48%	36%	24%
Uranium	SEP Step 3 - Metal Hydroxide Fraction	0.201	0.293	0.546	42%	57%	58%
Uranium	SEP Step 4 - Organic Fraction	0.0003 J	0.0001	0.002	0%	0%	0%
Uranium	SEP Step 5 - Residual Fraction	0.029	0.031	0.157	6%	6%	17%
Uranium	SEP Sum of Steps	0.4843	0.5161	0.946	101%	101%	100%
Uranium	Total from Chemical Analysis	0.453	0.558	1.11			

Notes:

1. mg/kg - milligrams per kilogram
2. SEP - Sequential Extraction Procedure. Each of the 5 steps is described in more detail in the accompanying report.
3. Laboratory flags and quality control notes can be found in the Laboratory Analytical Report.
4. J - Result is an estimated value. Result is less that the Reportng Limit (RL) but greater that or equal to the Method Detection Limit (MDL).
5. Sum percentage may not equal 100% due to variability in extraction step efficiency.

TestAmerica

THE LEADER IN ENVIRONMENTAL TESTING

ANALYTICAL REPORT

TestAmerica Laboratories, Inc.
TestAmerica Pensacola
3355 McLemore Drive
Pensacola, FL 32514
Tel: (850)474-1001

TestAmerica Job ID: 400-163353-2
TestAmerica Sample Delivery Group: Gaston Ash Pond 1190
Client Project/Site: CCR Plant Gaston

For:
Alabama Power General Test Laboratory
744 County Rd 87
GSC #8
Calera, Alabama 35040

Attn: Laura Midkiff

Cheyenne Whitmire

Authorized for release by:
1/22/2019 5:14:04 PM

Cheyenne Whitmire, Project Manager II
(850)471-6222
cheyenne.whitmire@testamericainc.com

LINKS

Review your project results through TotalAccess

Have a Question? Ask The Expert

Visit us at: www.testamericainc.com

The test results in this report meet all 2003 NELAC and 2009 TNI requirements for accredited parameters, exceptions are noted in this report. This report may not be reproduced except in full, and with written approval from the laboratory. For questions please contact the Project Manager at the e-mail address or telephone number listed on this page.

This report has been electronically signed and authorized by the signatory. Electronic signature is intended to be the legally binding equivalent of a traditionally handwritten signature.

Results relate only to the items tested and the sample(s) as received by the laboratory.

Table of Contents

Cover Page 1
Table of Contents 2
Case Narrative 3
Method Summary 4
Sample Summary 5
Client Sample Results 6
Definitions 15
Chronicle 16
QC Association 19
QC Sample Results 20
Chain of Custody 24
Receipt Checklists 26
Certification Summary 29

Job ID: 400-163353-2

Laboratory: TestAmerica Pensacola

Narrative

Job Narrative
400-163353-2

RAD

Method(s) PrecSep_0: Radium-228 Prep Batch 160-405924: The following samples were prepared at a reduced aliquot due to limited volume: AY28256 MW-23S (400-163353-1), AY28256 MW-23S (400-163353-1[DU]), AY28257 FB-1 (400-163353-2), AY28258 MW-23D (400-163353-3), AY28259 MW-27 (400-163353-4), AY28260 MW-27 DUP (400-163353-5), AY28261 MW-26 (400-163353-6) and AY28262 EB-1 (400-163353-7).

Method(s) PrecSep_0: Radium 228 Prep Batch 160-407388: The following samples were prepared at a reduced aliquot: AY28749 MW-20SV (400-163353-8) and AY28846 MW-17SV (400-163353-9). Samples 480-147054-1 and 490-165391-1 were reduced due to brown discoloration and sediment. Samples 400-163353-8, 400-163353-9, 400-163353-10, 400-163353-10[DU], 400-163353-11, 400-163353-12, 400-163353-13, 400-163353-14, and 400-163353-15 were reduced due to limited sample volume.

Method(s) PrecSep-21: Radium 226 Prep Batch 405774: The following samples were prepared at a reduced aliquot due to insufficient volume. AY28256 MW-23S (400-163353-1), AY28256 MW-23S (400-163353-1[DU]), AY28257 FB-1 (400-163353-2), AY28258 MW-23D (400-163353-3), AY28259 MW-27 (400-163353-4), AY28260 MW-27 DUP (400-163353-5), AY28261 MW-26 (400-163353-6) and AY28262 EB-1 (400-163353-7)

Method(s) PrecSep-21: Radium 226 Prep Batch 160-407386: The following samples were prepared at a reduced aliquot: AY28749 MW-20SV (400-163353-8) and AY28846 MW-17SV (400-163353-9). Samples 480-147054-1 and 490-165391-1 were reduced due to brown discoloration and sediment. Samples 480-147054-2, 400-163353-8, 400-163353-9, 400-163353-10, 400-163353-10[DU], 400-163353-11, 400-163353-12, 400-163353-13, 400-163353-14, and 400-163353-15 were reduced due to limited sample volume.

Method Summary

Client: Alabama Power General Test Laboratory
Project/Site: CCR Plant Gaston

TestAmerica Job ID: 400-163353-2
SDG: Gaston Ash Pond 1190

Method	Method Description	Protocol	Laboratory
9315	Radium-226 (GFPC)	SW846	TAL SL
9320	Radium-228 (GFPC)	SW846	TAL SL
Ra226_Ra228	Combined Radium-226 and Radium-228	TAL-STL	TAL SL
PrecSep_0	Preparation, Precipitate Separation	None	TAL SL
PrecSep-21	Preparation, Precipitate Separation (21-Day In-Growth)	None	TAL SL

Protocol References:

None = None

SW846 = "Test Methods For Evaluating Solid Waste, Physical/Chemical Methods", Third Edition, November 1986 And Its Updates.

TAL-STL = TestAmerica Laboratories, St. Louis, Facility Standard Operating Procedure.

Laboratory References:

TAL SL = TestAmerica St. Louis, 13715 Rider Trail North, Earth City, MO 63045, TEL (314)298-8566

Sample Summary

Client: Alabama Power General Test Laboratory
Project/Site: CCR Plant Gaston

TestAmerica Job ID: 400-163353-2
SDG: Gaston Ash Pond 1190

Lab Sample ID	Client Sample ID	Matrix	Collected	Received
400-163353-1	AY28256 MW-23S	Water	12/05/18 11:53	12/11/18 09:18
400-163353-2	AY28257 FB-1	Water	12/05/18 11:42	12/11/18 09:18
400-163353-3	AY28258 MW-23D	Water	12/05/18 13:44	12/11/18 09:18
400-163353-4	AY28259 MW-27	Water	12/05/18 16:08	12/11/18 09:18
400-163353-5	AY28260 MW-27 DUP	Water	12/05/18 16:08	12/11/18 09:18
400-163353-6	AY28261 MW-26	Water	12/06/18 09:15	12/11/18 09:18
400-163353-7	AY28262 EB-1	Water	12/06/18 10:00	12/11/18 09:18
400-163353-8	AY28749 MW-20SV	Water	12/13/18 14:30	12/19/18 09:47
400-163353-9	AY28846 MW-17SV	Water	12/17/18 10:19	12/19/18 09:47

Client Sample ID: AY28256 MW-23S

Date Collected: 12/05/18 11:53
Date Received: 12/11/18 09:18

Lab Sample ID: 400-163353-1

Matrix: Water

Method: 9315 - Radium-226 (GFPC)

Analyte	Result	Qualifier	Count Uncert. (2σ+/-)	Total Uncert. (2σ+/-)	RL	MDC	Unit	Prepared	Analyzed	Dil Fac
Radium-226	**0.348**		0.132	0.136	1.00	0.136	pCi/L	12/14/18 09:23	01/07/19 08:08	1

Carrier	*%Yield*	*Qualifier*	*Limits*	*Prepared*	*Analyzed*	*Dil Fac*
Ba Carrier	*94.7*		*40 - 110*	*12/14/18 09:23*	*01/07/19 08:08*	*1*

Method: 9320 - Radium-228 (GFPC)

Analyte	Result	Qualifier	Count Uncert. (2σ+/-)	Total Uncert. (2σ+/-)	RL	MDC	Unit	Prepared	Analyzed	Dil Fac
Radium-228	0.193	U	0.302	0.302	1.00	0.510	pCi/L	12/14/18 20:20	12/27/18 16:45	1

Carrier	*%Yield*	*Qualifier*	*Limits*	*Prepared*	*Analyzed*	*Dil Fac*
Ba Carrier	*94.7*		*40 - 110*	*12/14/18 20:20*	*12/27/18 16:45*	*1*
Y Carrier	*83.4*		*40 - 110*	*12/14/18 20:20*	*12/27/18 16:45*	*1*

Method: Ra226_Ra228 - Combined Radium-226 and Radium-228

Analyte	Result	Qualifier	Count Uncert. (2σ+/-)	Total Uncert. (2σ+/-)	RL	MDC	Unit	Prepared	Analyzed	Dil Fac
Combined Radium 226 + 228	**0.541**		0.330	0.331	5.00	0.510	pCi/L		01/21/19 13:34	1

Client Sample ID: AY28257 FB-1

Date Collected: 12/05/18 11:42
Date Received: 12/11/18 09:18

Lab Sample ID: 400-163353-2

Matrix: Water

Method: 9315 - Radium-226 (GFPC)

Analyte	Result	Qualifier	Count Uncert. (2σ+/-)	Total Uncert. (2σ+/-)	RL	MDC	Unit	Prepared	Analyzed	Dil Fac
Radium-226	-0.0205	U	0.0563	0.0563	1.00	0.137	pCi/L	12/14/18 09:23	01/07/19 08:08	1

Carrier	*%Yield*	*Qualifier*	*Limits*	*Prepared*	*Analyzed*	*Dil Fac*
Ba Carrier	*96.5*		*40 - 110*	*12/14/18 09:23*	*01/07/19 08:08*	*1*

Method: 9320 - Radium-228 (GFPC)

Analyte	Result	Qualifier	Count Uncert. (2σ+/-)	Total Uncert. (2σ+/-)	RL	MDC	Unit	Prepared	Analyzed	Dil Fac
Radium-228	0.228	U	0.304	0.305	1.00	0.507	pCi/L	12/14/18 20:20	12/27/18 16:45	1

Carrier	*%Yield*	*Qualifier*	*Limits*	*Prepared*	*Analyzed*	*Dil Fac*
Ba Carrier	*96.5*		*40 - 110*	*12/14/18 20:20*	*12/27/18 16:45*	*1*
Y Carrier	*87.5*		*40 - 110*	*12/14/18 20:20*	*12/27/18 16:45*	*1*

Method: Ra226_Ra228 - Combined Radium-226 and Radium-228

Analyte	Result	Qualifier	Count Uncert. (2σ+/-)	Total Uncert. (2σ+/-)	RL	MDC	Unit	Prepared	Analyzed	Dil Fac
Combined Radium 226 + 228	0.207	U	0.309	0.310	5.00	0.507	pCi/L		01/21/19 13:34	1

Client Sample ID: AY28258 MW-23D

Date Collected: 12/05/18 13:44
Date Received: 12/11/18 09:18

Lab Sample ID: 400-163353-3

Matrix: Water

Method: 9315 - Radium-226 (GFPC)

Analyte	Result	Qualifier	Count Uncert. (2σ+/-)	Total Uncert. (2σ+/-)	RL	MDC	Unit	Prepared	Analyzed	Dil Fac
Radium-226	0.0623	U	0.0767	0.0769	1.00	0.126	pCi/L	12/14/18 09:23	01/07/19 08:08	1

Carrier	*%Yield*	*Qualifier*	*Limits*	*Prepared*	*Analyzed*	*Dil Fac*
Ba Carrier	*98.5*		*40 - 110*	*12/14/18 09:23*	*01/07/19 08:08*	*1*

Method: 9320 - Radium-228 (GFPC)

Analyte	Result	Qualifier	Count Uncert. (2σ+/-)	Total Uncert. (2σ+/-)	RL	MDC	Unit	Prepared	Analyzed	Dil Fac
Radium-228	0.385	U	0.312	0.314	1.00	0.494	pCi/L	12/14/18 20:20	12/27/18 16:45	1

Carrier	*%Yield*	*Qualifier*	*Limits*	*Prepared*	*Analyzed*	*Dil Fac*
Ba Carrier	*98.5*		*40 - 110*	*12/14/18 20:20*	*12/27/18 16:45*	*1*
Y Carrier	*92.3*		*40 - 110*	*12/14/18 20:20*	*12/27/18 16:45*	*1*

Method: Ra226_Ra228 - Combined Radium-226 and Radium-228

Analyte	Result	Qualifier	Count Uncert. (2σ+/-)	Total Uncert. (2σ+/-)	RL	MDC	Unit	Prepared	Analyzed	Dil Fac
Combined Radium 226 + 228	0.447	U	0.321	0.323	5.00	0.494	pCi/L		01/21/19 13:34	1

Client Sample ID: AY28259 MW-27

Date Collected: 12/05/18 16:08
Date Received: 12/11/18 09:18

Lab Sample ID: 400-163353-4

Matrix: Water

Method: 9315 - Radium-226 (GFPC)

Analyte	Result	Qualifier	Count Uncert. (2σ+/-)	Total Uncert. (2σ+/-)	RL	MDC	Unit	Prepared	Analyzed	Dil Fac
Radium-226	**0.347**		0.124	0.128	1.00	0.110	pCi/L	12/14/18 09:23	01/07/19 08:09	1

Carrier	*%Yield*	*Qualifier*	*Limits*	*Prepared*	*Analyzed*	*Dil Fac*
Ba Carrier	*93.2*		*40 - 110*	*12/14/18 09:23*	*01/07/19 08:09*	*1*

Method: 9320 - Radium-228 (GFPC)

Analyte	Result	Qualifier	Count Uncert. (2σ+/-)	Total Uncert. (2σ+/-)	RL	MDC	Unit	Prepared	Analyzed	Dil Fac
Radium-228	0.439	U	0.328	0.331	1.00	0.512	pCi/L	12/14/18 20:20	12/27/18 16:45	1

Carrier	*%Yield*	*Qualifier*	*Limits*	*Prepared*	*Analyzed*	*Dil Fac*
Ba Carrier	*93.2*		*40 - 110*	*12/14/18 20:20*	*12/27/18 16:45*	*1*
Y Carrier	*83.4*		*40 - 110*	*12/14/18 20:20*	*12/27/18 16:45*	*1*

Method: Ra226_Ra228 - Combined Radium-226 and Radium-228

Analyte	Result	Qualifier	Count Uncert. (2σ+/-)	Total Uncert. (2σ+/-)	RL	MDC	Unit	Prepared	Analyzed	Dil Fac
Combined Radium 226 + 228	**0.786**		0.351	0.355	5.00	0.512	pCi/L		01/21/19 13:34	1

Client Sample ID: AY28260 MW-27 DUP

Date Collected: 12/05/18 16:08
Date Received: 12/11/18 09:18

Lab Sample ID: 400-163353-5

Matrix: Water

Method: 9315 - Radium-226 (GFPC)

Analyte	Result	Qualifier	Count Uncert. (2σ+/-)	Total Uncert. (2σ+/-)	RL	MDC	Unit	Prepared	Analyzed	Dil Fac
Radium-226	0.207		0.107	0.108	1.00	0.131	pCi/L	12/14/18 09:23	01/07/19 08:09	1

Carrier	*%Yield*	*Qualifier*	*Limits*	*Prepared*	*Analyzed*	*Dil Fac*
Ba Carrier	*98.8*		*40 - 110*	*12/14/18 09:23*	*01/07/19 08:09*	*1*

Method: 9320 - Radium-228 (GFPC)

Analyte	Result	Qualifier	Count Uncert. (2σ+/-)	Total Uncert. (2σ+/-)	RL	MDC	Unit	Prepared	Analyzed	Dil Fac
Radium-228	-0.0210	U	0.292	0.292	1.00	0.529	pCi/L	12/14/18 20:20	12/27/18 16:46	1

Carrier	*%Yield*	*Qualifier*	*Limits*	*Prepared*	*Analyzed*	*Dil Fac*
Ba Carrier	*98.8*		*40 - 110*	*12/14/18 20:20*	*12/27/18 16:46*	*1*
Y Carrier	*86.4*		*40 - 110*	*12/14/18 20:20*	*12/27/18 16:46*	*1*

Method: Ra226_Ra228 - Combined Radium-226 and Radium-228

Analyte	Result	Qualifier	Count Uncert. (2σ+/-)	Total Uncert. (2σ+/-)	RL	MDC	Unit	Prepared	Analyzed	Dil Fac
Combined Radium 226 + 228	0.186	U	0.311	0.311	5.00	0.529	pCi/L		01/21/19 13:34	1

Client Sample ID: AY28261 MW-26

Date Collected: 12/06/18 09:15
Date Received: 12/11/18 09:18

Lab Sample ID: 400-163353-6

Matrix: Water

Method: 9315 - Radium-226 (GFPC)

Analyte	Result	Qualifier	Count Uncert. (2σ+/-)	Total Uncert. (2σ+/-)	RL	MDC	Unit	Prepared	Analyzed	Dil Fac
Radium-226	0.0524	U	0.0770	0.0771	1.00	0.132	pCi/L	12/14/18 09:23	01/07/19 08:09	1

Carrier	*%Yield*	*Qualifier*	*Limits*	*Prepared*	*Analyzed*	*Dil Fac*
Ba Carrier	*95.6*		*40 - 110*	*12/14/18 09:23*	*01/07/19 08:09*	*1*

Method: 9320 - Radium-228 (GFPC)

Analyte	Result	Qualifier	Count Uncert. (2σ+/-)	Total Uncert. (2σ+/-)	RL	MDC	Unit	Prepared	Analyzed	Dil Fac
Radium-228	0.238	U	0.315	0.316	1.00	0.525	pCi/L	12/14/18 20:20	12/27/18 16:46	1

Carrier	*%Yield*	*Qualifier*	*Limits*	*Prepared*	*Analyzed*	*Dil Fac*
Ba Carrier	*95.6*		*40 - 110*	*12/14/18 20:20*	*12/27/18 16:46*	*1*
Y Carrier	*84.9*		*40 - 110*	*12/14/18 20:20*	*12/27/18 16:46*	*1*

Method: Ra226_Ra228 - Combined Radium-226 and Radium-228

Analyte	Result	Qualifier	Count Uncert. (2σ+/-)	Total Uncert. (2σ+/-)	RL	MDC	Unit	Prepared	Analyzed	Dil Fac
Combined Radium 226 + 228	0.290	U	0.324	0.325	5.00	0.525	pCi/L		01/21/19 13:34	1

Client Sample ID: AY28262 EB-1

Date Collected: 12/06/18 10:00
Date Received: 12/11/18 09:18

Lab Sample ID: 400-163353-7

Matrix: Water

Method: 9315 - Radium-226 (GFPC)

Analyte	Result	Qualifier	Count Uncert. (2σ+/-)	Total Uncert. (2σ+/-)	RL	MDC	Unit	Prepared	Analyzed	Dil Fac
Radium-226	-0.00436	U	0.0550	0.0550	1.00	0.119	pCi/L	12/14/18 09:23	01/07/19 08:09	1

Carrier	*%Yield*	*Qualifier*	*Limits*	*Prepared*	*Analyzed*	*Dil Fac*
Ba Carrier	*103*		*40 - 110*	*12/14/18 09:23*	*01/07/19 08:09*	*1*

Method: 9320 - Radium-228 (GFPC)

Analyte	Result	Qualifier	Count Uncert. (2σ+/-)	Total Uncert. (2σ+/-)	RL	MDC	Unit	Prepared	Analyzed	Dil Fac
Radium-228	0.219	U	0.302	0.303	1.00	0.505	pCi/L	12/14/18 20:20	12/27/18 16:46	1

Carrier	*%Yield*	*Qualifier*	*Limits*	*Prepared*	*Analyzed*	*Dil Fac*
Ba Carrier	*103*		*40 - 110*	*12/14/18 20:20*	*12/27/18 16:46*	*1*
Y Carrier	*84.9*		*40 - 110*	*12/14/18 20:20*	*12/27/18 16:46*	*1*

Method: Ra226_Ra228 - Combined Radium-226 and Radium-228

Analyte	Result	Qualifier	Count Uncert. (2σ+/-)	Total Uncert. (2σ+/-)	RL	MDC	Unit	Prepared	Analyzed	Dil Fac
Combined Radium 226 + 228	0.214	U	0.307	0.308	5.00	0.505	pCi/L		01/21/19 13:34	1

Client Sample ID: AY28749 MW-20SV

Lab Sample ID: 400-163353-8

Date Collected: 12/13/18 14:30

Matrix: Water

Date Received: 12/19/18 09:47

Method: 9315 - Radium-226 (GFPC)

Analyte	Result	Qualifier	Count Uncert. (2σ+/-)	Total Uncert. (2σ+/-)	RL	MDC	Unit	Prepared	Analyzed	Dil Fac
Radium-226	0.228		0.109	0.111	1.00	0.125	pCi/L	12/24/18 13:16	01/16/19 05:59	1

Carrier	*%Yield*	*Qualifier*	*Limits*	*Prepared*	*Analyzed*	*Dil Fac*
Ba Carrier	*95.9*		*40 - 110*	*12/24/18 13:16*	*01/16/19 05:59*	*1*

Method: 9320 - Radium-228 (GFPC)

Analyte	Result	Qualifier	Count Uncert. (2σ+/-)	Total Uncert. (2σ+/-)	RL	MDC	Unit	Prepared	Analyzed	Dil Fac
Radium-228	0.580		0.320	0.324	1.00	0.480	pCi/L	12/24/18 13:37	01/03/19 11:21	1

Carrier	*%Yield*	*Qualifier*	*Limits*	*Prepared*	*Analyzed*	*Dil Fac*
Ba Carrier	*95.9*		*40 - 110*	*12/24/18 13:37*	*01/03/19 11:21*	*1*
Y Carrier	*92.3*		*40 - 110*	*12/24/18 13:37*	*01/03/19 11:21*	*1*

Method: Ra226_Ra228 - Combined Radium-226 and Radium-228

Analyte	Result	Qualifier	Count Uncert. (2σ+/-)	Total Uncert. (2σ+/-)	RL	MDC	Unit	Prepared	Analyzed	Dil Fac
Combined Radium 226 + 228	0.807		0.338	0.342	5.00	0.480	pCi/L		01/21/19 13:34	1

Client Sample ID: AY28846 MW-17SV

Date Collected: 12/17/18 10:19
Date Received: 12/19/18 09:47

Lab Sample ID: 400-163353-9

Matrix: Water

Method: 9315 - Radium-226 (GFPC)

Analyte	Result	Qualifier	Count Uncert. (2σ+/-)	Total Uncert. (2σ+/-)	RL	MDC	Unit	Prepared	Analyzed	Dil Fac
Radium-226	**0.322**		0.124	0.128	1.00	0.124	pCi/L	12/24/18 13:16	01/16/19 05:59	1

Carrier	*%Yield*	*Qualifier*	*Limits*	*Prepared*	*Analyzed*	*Dil Fac*
Ba Carrier	*94.4*		*40 - 110*	*12/24/18 13:16*	*01/16/19 05:59*	*1*

Method: 9320 - Radium-228 (GFPC)

Analyte	Result	Qualifier	Count Uncert. (2σ+/-)	Total Uncert. (2σ+/-)	RL	MDC	Unit	Prepared	Analyzed	Dil Fac
Radium-228	0.373	U	0.372	0.373	1.00	0.605	pCi/L	12/24/18 13:37	01/03/19 11:21	1

Carrier	*%Yield*	*Qualifier*	*Limits*	*Prepared*	*Analyzed*	*Dil Fac*
Ba Carrier	*94.4*		*40 - 110*	*12/24/18 13:37*	*01/03/19 11:21*	*1*
Y Carrier	*86.0*		*40 - 110*	*12/24/18 13:37*	*01/03/19 11:21*	*1*

Method: Ra226_Ra228 - Combined Radium-226 and Radium-228

Analyte	Result	Qualifier	Count Uncert. (2σ+/-)	Total Uncert. (2σ+/-)	RL	MDC	Unit	Prepared	Analyzed	Dil Fac
Combined Radium 226 + 228	**0.694**		0.392	0.394	5.00	0.605	pCi/L		01/21/19 13:34	1

Qualifiers

Rad

Qualifier	Qualifier Description
U	Result is less than the sample detection limit.

Glossary

Abbreviation	These commonly used abbreviations may or may not be present in this report.
¤	Listed under the "D" column to designate that the result is reported on a dry weight basis
%R	Percent Recovery
CFL	Contains Free Liquid
CNF	Contains No Free Liquid
DER	Duplicate Error Ratio (normalized absolute difference)
Dil Fac	Dilution Factor
DL	Detection Limit (DoD/DOE)
DL, RA, RE, IN	Indicates a Dilution, Re-analysis, Re-extraction, or additional Initial metals/anion analysis of the sample
DLC	Decision Level Concentration (Radiochemistry)
EDL	Estimated Detection Limit (Dioxin)
LOD	Limit of Detection (DoD/DOE)
LOQ	Limit of Quantitation (DoD/DOE)
MDA	Minimum Detectable Activity (Radiochemistry)
MDC	Minimum Detectable Concentration (Radiochemistry)
MDL	Method Detection Limit
ML	Minimum Level (Dioxin)
NC	Not Calculated
ND	Not Detected at the reporting limit (or MDL or EDL if shown)
PQL	Practical Quantitation Limit
QC	Quality Control
RER	Relative Error Ratio (Radiochemistry)
RL	Reporting Limit or Requested Limit (Radiochemistry)
RPD	Relative Percent Difference, a measure of the relative difference between two points
TEF	Toxicity Equivalent Factor (Dioxin)
TEQ	Toxicity Equivalent Quotient (Dioxin)

Lab Chronicle

Client: Alabama Power General Test Laboratory
Project/Site: CCR Plant Gaston

TestAmerica Job ID: 400-163353-2
SDG: Gaston Ash Pond 1190

Client Sample ID: AY28256 MW-23S
Date Collected: 12/05/18 11:53
Date Received: 12/11/18 09:18

Lab Sample ID: 400-163353-1
Matrix: Water

Prep Type	Batch Type	Batch Method	Run	Dilution Factor	Batch Number	Prepared or Analyzed	Analyst	Lab
Total/NA	Prep	PrecSep-21			405774	12/14/18 09:23	HET	TAL SL
Total/NA	Analysis	9315		1	409199	01/07/19 08:08	KLS	TAL SL
Total/NA	Prep	PrecSep_0			405924	12/14/18 20:20	CMM	TAL SL
Total/NA	Analysis	9320		1	407599	12/27/18 16:45	KLS	TAL SL
Total/NA	Analysis	Ra226_Ra228		1	411422	01/21/19 13:34	JLW	TAL SL

Client Sample ID: AY28257 FB-1
Date Collected: 12/05/18 11:42
Date Received: 12/11/18 09:18

Lab Sample ID: 400-163353-2
Matrix: Water

Prep Type	Batch Type	Batch Method	Run	Dilution Factor	Batch Number	Prepared or Analyzed	Analyst	Lab
Total/NA	Prep	PrecSep-21			405774	12/14/18 09:23	HET	TAL SL
Total/NA	Analysis	9315		1	409199	01/07/19 08:08	KLS	TAL SL
Total/NA	Prep	PrecSep_0			405924	12/14/18 20:20	CMM	TAL SL
Total/NA	Analysis	9320		1	407599	12/27/18 16:45	KLS	TAL SL
Total/NA	Analysis	Ra226_Ra228		1	411422	01/21/19 13:34	JLW	TAL SL

Client Sample ID: AY28258 MW-23D
Date Collected: 12/05/18 13:44
Date Received: 12/11/18 09:18

Lab Sample ID: 400-163353-3
Matrix: Water

Prep Type	Batch Type	Batch Method	Run	Dilution Factor	Batch Number	Prepared or Analyzed	Analyst	Lab
Total/NA	Prep	PrecSep-21			405774	12/14/18 09:23	HET	TAL SL
Total/NA	Analysis	9315		1	409199	01/07/19 08:08	KLS	TAL SL
Total/NA	Prep	PrecSep_0			405924	12/14/18 20:20	CMM	TAL SL
Total/NA	Analysis	9320		1	407599	12/27/18 16:45	KLS	TAL SL
Total/NA	Analysis	Ra226_Ra228		1	411422	01/21/19 13:34	JLW	TAL SL

Client Sample ID: AY28259 MW-27
Date Collected: 12/05/18 16:08
Date Received: 12/11/18 09:18

Lab Sample ID: 400-163353-4
Matrix: Water

Prep Type	Batch Type	Batch Method	Run	Dilution Factor	Batch Number	Prepared or Analyzed	Analyst	Lab
Total/NA	Prep	PrecSep-21			405774	12/14/18 09:23	HET	TAL SL
Total/NA	Analysis	9315		1	409199	01/07/19 08:09	KLS	TAL SL
Total/NA	Prep	PrecSep_0			405924	12/14/18 20:20	CMM	TAL SL
Total/NA	Analysis	9320		1	407599	12/27/18 16:45	KLS	TAL SL
Total/NA	Analysis	Ra226_Ra228		1	411422	01/21/19 13:34	JLW	TAL SL

Client Sample ID: AY28260 MW-27 DUP

Lab Sample ID: 400-163353-5
Date Collected: 12/05/18 16:08
Matrix: Water
Date Received: 12/11/18 09:18

Prep Type	Batch Type	Batch Method	Run	Dilution Factor	Batch Number	Prepared or Analyzed	Analyst	Lab
Total/NA	Prep	PrecSep-21			405774	12/14/18 09:23	HET	TAL SL
Total/NA	Analysis	9315		1	409199	01/07/19 08:09	KLS	TAL SL
Total/NA	Prep	PrecSep_0			405924	12/14/18 20:20	CMM	TAL SL
Total/NA	Analysis	9320		1	407599	12/27/18 16:46	KLS	TAL SL
Total/NA	Analysis	Ra226_Ra228		1	411422	01/21/19 13:34	JLW	TAL SL

Client Sample ID: AY28261 MW-26

Lab Sample ID: 400-163353-6
Date Collected: 12/06/18 09:15
Matrix: Water
Date Received: 12/11/18 09:18

Prep Type	Batch Type	Batch Method	Run	Dilution Factor	Batch Number	Prepared or Analyzed	Analyst	Lab
Total/NA	Prep	PrecSep-21			405774	12/14/18 09:23	HET	TAL SL
Total/NA	Analysis	9315		1	409199	01/07/19 08:09	KLS	TAL SL
Total/NA	Prep	PrecSep_0			405924	12/14/18 20:20	CMM	TAL SL
Total/NA	Analysis	9320		1	407599	12/27/18 16:46	KLS	TAL SL
Total/NA	Analysis	Ra226_Ra228		1	411422	01/21/19 13:34	JLW	TAL SL

Client Sample ID: AY28262 EB-1

Lab Sample ID: 400-163353-7
Date Collected: 12/06/18 10:00
Matrix: Water
Date Received: 12/11/18 09:18

Prep Type	Batch Type	Batch Method	Run	Dilution Factor	Batch Number	Prepared or Analyzed	Analyst	Lab
Total/NA	Prep	PrecSep-21			405774	12/14/18 09:23	HET	TAL SL
Total/NA	Analysis	9315		1	409199	01/07/19 08:09	KLS	TAL SL
Total/NA	Prep	PrecSep_0			405924	12/14/18 20:20	CMM	TAL SL
Total/NA	Analysis	9320		1	407599	12/27/18 16:46	KLS	TAL SL
Total/NA	Analysis	Ra226_Ra228		1	411422	01/21/19 13:34	JLW	TAL SL

Client Sample ID: AY28749 MW-20SV

Lab Sample ID: 400-163353-8
Date Collected: 12/13/18 14:30
Matrix: Water
Date Received: 12/19/18 09:47

Prep Type	Batch Type	Batch Method	Run	Dilution Factor	Batch Number	Prepared or Analyzed	Analyst	Lab
Total/NA	Prep	PrecSep-21			407386	12/24/18 13:16	CLP	TAL SL
Total/NA	Analysis	9315		1	410845	01/16/19 05:59	CDR	TAL SL
Total/NA	Prep	PrecSep_0			407388	12/24/18 13:37	CLP	TAL SL
Total/NA	Analysis	9320		1	408719	01/03/19 11:21	RTM	TAL SL
Total/NA	Analysis	Ra226_Ra228		1	411422	01/21/19 13:34	JLW	TAL SL

Lab Chronicle

Client: Alabama Power General Test Laboratory
Project/Site: CCR Plant Gaston

TestAmerica Job ID: 400-163353-2
SDG: Gaston Ash Pond 1190

Client Sample ID: AY28846 MW-17SV

Date Collected: 12/17/18 10:19
Date Received: 12/19/18 09:47

Lab Sample ID: 400-163353-9

Matrix: Water

Prep Type	Batch Type	Batch Method	Run	Dilution Factor	Batch Number	Prepared or Analyzed	Analyst	Lab
Total/NA	Prep	PrecSep-21			407386	12/24/18 13:16	CLP	TAL SL
Total/NA	Analysis	9315		1	410845	01/16/19 05:59	CDR	TAL SL
Total/NA	Prep	PrecSep_0			407388	12/24/18 13:37	CLP	TAL SL
Total/NA	Analysis	9320		1	408719	01/03/19 11:21	RTM	TAL SL
Total/NA	Analysis	Ra226_Ra228		1	411422	01/21/19 13:34	JLW	TAL SL

Laboratory References:

TAL SL = TestAmerica St. Louis, 13715 Rider Trail North, Earth City, MO 63045, TEL (314)298-8566

Rad

Prep Batch: 405774

Lab Sample ID	Client Sample ID	Prep Type	Matrix	Method	Prep Batch
400-163353-1	AY28256 MW-23S	Total/NA	Water	PrecSep-21	
400-163353-2	AY28257 FB-1	Total/NA	Water	PrecSep-21	
400-163353-3	AY28258 MW-23D	Total/NA	Water	PrecSep-21	
400-163353-4	AY28259 MW-27	Total/NA	Water	PrecSep-21	
400-163353-5	AY28260 MW-27 DUP	Total/NA	Water	PrecSep-21	
400-163353-6	AY28261 MW-26	Total/NA	Water	PrecSep-21	
400-163353-7	AY28262 EB-1	Total/NA	Water	PrecSep-21	
MB 160-405774/23-A	Method Blank	Total/NA	Water	PrecSep-21	
LCS 160-405774/1-A	Lab Control Sample	Total/NA	Water	PrecSep-21	
400-163353-1 DU	AY28256 MW-23S	Total/NA	Water	PrecSep-21	

Prep Batch: 405924

Lab Sample ID	Client Sample ID	Prep Type	Matrix	Method	Prep Batch
400-163353-1	AY28256 MW-23S	Total/NA	Water	PrecSep_0	
400-163353-2	AY28257 FB-1	Total/NA	Water	PrecSep_0	
400-163353-3	AY28258 MW-23D	Total/NA	Water	PrecSep_0	
400-163353-4	AY28259 MW-27	Total/NA	Water	PrecSep_0	
400-163353-5	AY28260 MW-27 DUP	Total/NA	Water	PrecSep_0	
400-163353-6	AY28261 MW-26	Total/NA	Water	PrecSep_0	
400-163353-7	AY28262 EB-1	Total/NA	Water	PrecSep_0	
MB 160-405924/23-A	Method Blank	Total/NA	Water	PrecSep_0	
LCS 160-405924/1-A	Lab Control Sample	Total/NA	Water	PrecSep_0	
400-163353-1 DU	AY28256 MW-23S	Total/NA	Water	PrecSep_0	

Prep Batch: 407386

Lab Sample ID	Client Sample ID	Prep Type	Matrix	Method	Prep Batch
400-163353-8	AY28749 MW-20SV	Total/NA	Water	PrecSep-21	
400-163353-9	AY28846 MW-17SV	Total/NA	Water	PrecSep-21	
MB 160-407386/15-A	Method Blank	Total/NA	Water	PrecSep-21	
LCS 160-407386/1-A	Lab Control Sample	Total/NA	Water	PrecSep-21	
400-163353-B-10-B DU	Duplicate	Total/NA	Water	PrecSep-21	

Prep Batch: 407388

Lab Sample ID	Client Sample ID	Prep Type	Matrix	Method	Prep Batch
400-163353-8	AY28749 MW-20SV	Total/NA	Water	PrecSep_0	
400-163353-9	AY28846 MW-17SV	Total/NA	Water	PrecSep_0	
MB 160-407388/15-A	Method Blank	Total/NA	Water	PrecSep_0	
LCS 160-407388/1-A	Lab Control Sample	Total/NA	Water	PrecSep_0	
400-163353-B-10-D DU	Duplicate	Total/NA	Water	PrecSep_0	

Method: 9315 - Radium-226 (GFPC)

Lab Sample ID: MB 160-405774/23-A
Matrix: Water
Analysis Batch: 409199

Client Sample ID: Method Blank
Prep Type: Total/NA
Prep Batch: 405774

Analyte	MB Result	MB Qualifier	Count Uncert. (2σ+/-)	Total Uncert. (2σ+/-)	RL	MDC	Unit	Prepared	Analyzed	Dil Fac
Radium-226	0.04175	U	0.0658	0.0659	1.00	0.114	pCi/L	12/14/18 09:23	01/07/19 10:36	1

Carrier	*MB %Yield*	*MB Qualifier*	*Limits*	*Prepared*	*Analyzed*	*Dil Fac*
Ba Carrier	*105*		*40 - 110*	*12/14/18 09:23*	*01/07/19 10:36*	*1*

Lab Sample ID: LCS 160-405774/1-A
Matrix: Water
Analysis Batch: 409199

Client Sample ID: Lab Control Sample
Prep Type: Total/NA
Prep Batch: 405774

Analyte			Spike Added	LCS Result	LCS Qual	Total Uncert. (2σ+/-)	RL	MDC	Unit	%Rec	%Rec. Limits		
Radium-226			15.1	14.68		1.51	1.00	0.104	pCi/L	97	68 - 137		

Carrier	*LCS %Yield*	*LCS Qualifier*	*Limits*
Ba Carrier	*104*		*40 - 110*

Lab Sample ID: 400-163353-1 DU
Matrix: Water
Analysis Batch: 409199

Client Sample ID: AY28256 MW-23S
Prep Type: Total/NA
Prep Batch: 405774

Analyte	Sample Result	Sample Qual		DU Result	DU Qual	Total Uncert. (2σ+/-)	RL	MDC	Unit			RER	RER Limit
Radium-226	0.348			0.2271		0.107	1.00	0.115	pCi/L			0.50	1

Carrier	*DU %Yield*	*DU Qualifier*	*Limits*
Ba Carrier	*97.9*		*40 - 110*

Lab Sample ID: MB 160-407386/15-A
Matrix: Water
Analysis Batch: 410844

Client Sample ID: Method Blank
Prep Type: Total/NA
Prep Batch: 407386

Analyte	MB Result	MB Qualifier	Count Uncert. (2σ+/-)	Total Uncert. (2σ+/-)	RL	MDC	Unit	Prepared	Analyzed	Dil Fac
Radium-226	0.03019	U	0.0655	0.0656	1.00	0.119	pCi/L	12/24/18 13:16	01/16/19 06:03	1

Carrier	*MB %Yield*	*MB Qualifier*	*Limits*	*Prepared*	*Analyzed*	*Dil Fac*
Ba Carrier	*103*		*40 - 110*	*12/24/18 13:16*	*01/16/19 06:03*	*1*

Lab Sample ID: LCS 160-407386/1-A
Matrix: Water
Analysis Batch: 410845

Client Sample ID: Lab Control Sample
Prep Type: Total/NA
Prep Batch: 407386

Analyte			Spike Added	LCS Result	LCS Qual	Total Uncert. (2σ+/-)	RL	MDC	Unit	%Rec	%Rec. Limits		
Radium-226			15.1	15.46		1.58	1.00	0.118	pCi/L	102	68 - 137		

Method: 9315 - Radium-226 (GFPC) (Continued)

Lab Sample ID: LCS 160-407386/1-A
Matrix: Water
Analysis Batch: 410845

Client Sample ID: Lab Control Sample
Prep Type: Total/NA
Prep Batch: 407386

Carrier	LCS %Yield	LCS Qualifier	Limits
Ba Carrier	103		40 - 110

Lab Sample ID: 400-163353-B-10-B DU
Matrix: Water
Analysis Batch: 410845

Client Sample ID: Duplicate
Prep Type: Total/NA
Prep Batch: 407386

Analyte	Sample Result	Sample Qual		DU Result	DU Qual	Total Uncert. (2σ+/-)	RL	MDC	Unit			RER	RER Limit
Radium-226	0.0455	U		0.03542	U	0.0723	1.00	0.131	pCi/L			0.07	1

Carrier	DU %Yield	DU Qualifier	Limits
Ba Carrier	100		40 - 110

Method: 9320 - Radium-228 (GFPC)

Lab Sample ID: MB 160-405924/23-A
Matrix: Water
Analysis Batch: 407599

Client Sample ID: Method Blank
Prep Type: Total/NA
Prep Batch: 405924

Analyte	MB Result	MB Qualifier	Count Uncert. (2σ+/-)	Total Uncert. (2σ+/-)	RL	MDC	Unit	Prepared	Analyzed	Dil Fac
Radium-228	0.1771	U	0.297	0.297	1.00	0.502	pCi/L	12/14/18 20:20	12/27/18 16:47	1

Carrier	MB %Yield	MB Qualifier	Limits	Prepared	Analyzed	Dil Fac
Ba Carrier	105		40 - 110	12/14/18 20:20	12/27/18 16:47	1
Y Carrier	84.5		40 - 110	12/14/18 20:20	12/27/18 16:47	1

Lab Sample ID: LCS 160-405924/1-A
Matrix: Water
Analysis Batch: 407599

Client Sample ID: Lab Control Sample
Prep Type: Total/NA
Prep Batch: 405924

Analyte			Spike Added	LCS Result	LCS Qual	Total Uncert. (2σ+/-)	RL	MDC	Unit	%Rec	%Rec. Limits		
Radium-228			12.1	11.32		1.34	1.00	0.495	pCi/L	93	56 - 140		

Carrier	LCS %Yield	LCS Qualifier	Limits
Ba Carrier	104		40 - 110
Y Carrier	85.6		40 - 110

Lab Sample ID: 400-163353-1 DU
Matrix: Water
Analysis Batch: 407599

Client Sample ID: AY28256 MW-23S
Prep Type: Total/NA
Prep Batch: 405924

Analyte	Sample Result	Sample Qual		DU Result	DU Qual	Total Uncert. (2σ+/-)	RL	MDC	Unit			RER	RER Limit
Radium-228	0.193	U		0.5089		0.317	1.00	0.475	pCi/L			0.51	1

Method: 9320 - Radium-228 (GFPC) (Continued)

Lab Sample ID: 400-163353-1 DU
Matrix: Water
Analysis Batch: 407599

Client Sample ID: AY28256 MW-23S
Prep Type: Total/NA
Prep Batch: 405924

Carrier	DU %Yield	DU Qualifier	Limits
Ba Carrier	97.9		40 - 110
Y Carrier	92.3		40 - 110

Lab Sample ID: MB 160-407388/15-A
Matrix: Water
Analysis Batch: 408907

Client Sample ID: Method Blank
Prep Type: Total/NA
Prep Batch: 407388

Analyte	MB Result	MB Qualifier	Count Uncert. (2σ+/-)	Total Uncert. (2σ+/-)	RL	MDC	Unit	Prepared	Analyzed	Dil Fac
Radium-228	0.2518	U	0.352	0.353	1.00	0.587	pCi/L	12/24/18 13:37	01/03/19 11:24	1

Carrier	MB %Yield	MB Qualifier	Limits	Prepared	Analyzed	Dil Fac
Ba Carrier	103		40 - 110	12/24/18 13:37	01/03/19 11:24	1
Y Carrier	86.0		40 - 110	12/24/18 13:37	01/03/19 11:24	1

Lab Sample ID: LCS 160-407388/1-A
Matrix: Water
Analysis Batch: 408719

Client Sample ID: Lab Control Sample
Prep Type: Total/NA
Prep Batch: 407388

Analyte			Spike Added	LCS Result	LCS Qual	Total Uncert. (2σ+/-)	RL	MDC	Unit	%Rec	%Rec. Limits		
Radium-228			12.1	9.977		1.19	1.00	0.450	pCi/L	83	56 - 140		

Carrier	LCS %Yield	LCS Qualifier	Limits
Ba Carrier	103		40 - 110
Y Carrier	86.4		40 - 110

Lab Sample ID: 400-163353-B-10-D DU
Matrix: Water
Analysis Batch: 408719

Client Sample ID: Duplicate
Prep Type: Total/NA
Prep Batch: 407388

Analyte	Sample Result	Sample Qual		DU Result	DU Qual	Total Uncert. (2σ+/-)	RL	MDC	Unit			RER	RER Limit
Radium-228	0.205	U		0.2521	U	0.321	1.00	0.530	pCi/L			0.08	1

Carrier	DU %Yield	DU Qualifier	Limits
Ba Carrier	100		40 - 110
Y Carrier	85.2		40 - 110

QC Sample Results

Client: Alabama Power General Test Laboratory
Project/Site: CCR Plant Gaston

TestAmerica Job ID: 400-163353-2
SDG: Gaston Ash Pond 1190

Method: Ra226_Ra228 - Combined Radium-226 and Radium-228

Lab Sample ID: 400-163353-1 DU
Matrix: Water
Analysis Batch: 411422

Client Sample ID: AY28256 MW-23S
Prep Type: Total/NA

Analyte	Sample Result	Sample Qual		DU Result	DU Qual	Total Uncert. (2σ+/-)	RL	MDC	Unit			RER	RER Limit
Combined Radium 226 + 228	0.541			0.7360		0.335	5.00	0.475	pCi/L			0.29	

TestAmerica Pensacola
3355 McLemore Drive
Pensacola, FL 32514
Phone (850) 474-1001 Fax (850) 478-2671

Chain of Custody Record

TestAmerica
THE LEADER IN ENVIRONMENTAL TESTING

400-163353 COC

Client Information	Sampler: Anthony Goggins	Lab PM: Whitmire, Cheyenne R	Carrier Tracking No(s):	COC No: 400-56525-24537.1
Client Contact: Laura Midkiff	Phone:	E-Mail: cheyenne.whitmire@testamericainc.com		Page: Page 1 of 1
Company: Alabama Power General Test Laboratory				Job #:
Address: 744 County Rd 87 GSC #8	Due Date Requested:			
City: Calera	TAT Requested (days): Routine			
State, Zip: AL, 35040				
Phone: 205-664-6197(Tel)	PO #:			
Email: lbmidkif@southernco.com	WO #:			
Project Name: CCR	Project #: 40007143			
Site: Gaston Ash Pond 1190	SSOW#:			

Analysis Requested

Preservation Codes:
A - HCL, B - NaOH, C - Zn Acetate, D - Nitric Acid, E - NaHSO4, F - MeOH, G - Amchlor, H - Ascorbic Acid, I - Ice, J - DI Water, K - EDTA, L - EDA, M - Hexane, N - None, O - AsNaO2, P - Na2O4S, Q - Na2SO3, R - Na2S2O3, S - H2SO4, T - TSP Dodecahydrate, U - Acetone, V - MCAA, W - ph 4-5, Z - other (specify)
Other:

Sample Identification	Sample Date	Sample Time	Sample Type (C=comp, G=grab)	Matrix (W=water, S=solid, O=waste/oil, BT=Tissue, A=Air)	Field Filtered Sample (Yes or No)	Perform MS/MSD (Yes or No)	SM 4500 F_C	SM 4500 CL_E	SM 4500 SO4_E	9315_Ra226, 9320_Ra228, Ra226Ra228_GFPC	Total Number of containers	Special Instructions/Note:
			Preservation Code:				N	N	N	D		
AY28256	12/5/18	11:53	G	Water		X	X	X	X	X	4	MW-23S
AY28257	12/5/18	11:42	G	Water			X	X	X	X	2	FB-1 (Field Blank)
AY28258	12/5/18	13:44	G	Water			X	X	X	X	2	MW-23D
AY28259	12/5/18	16:08	G	Water			X	X	X	X	2	MW-27
AY28260	12/5/18	16:08	G	Water			X	X	X	X	2	MW-27 DUP (Sample Duplicate)
AY28261	12/6/18	09:15	G	Water			X	X	X	X	2	MW-26
AY28262	12/6/18	10:00	G	Water			X	X	X	X	2	EB-1 (Equipment Blank)

☐ Non-Hazard ☐ Flammable ☐ Skin Irritant ☐ Poison B ☐ Unknown ☐ Radiological

Sample Disposal (A fee may be assessed if samples are retained longer than 1 month)
☐ Return To Client ☐ Disposal By Lab ☐ Archive For _____ Months

Deliverable Requested: I, II, III, IV, Other (specify)

Special Instructions/QC Requirements:

Empty Kit Relinquished by:	Date:	Time:	Method of Shipment:

Relinquished by: Laura Midkiff	Date/Time: 12/10/2018 11:20	Company: APC	Received by:	Date/Time: 12.11.18 918	Company: TA
Relinquished by:	Date/Time:	Company:	Received by:	Date/Time: 12/12/18 1054	Company: TA
Relinquished by:	Date/Time:	Company:	Received by:	Date/Time:	Company:

Custody Seals Intact: ☐ Yes ☐ No | Custody Seal No.:

14.8°C, 14.5°C, IR8 1.8°C IR7

TestAmerica Pensacola
3355 McLemore Drive
Pensacola, FL 32514
Phone (850) 474-1001 Fax (850) 478-2671

Chain of Custody Record

TestAmerica
THE LEADER IN ENVIRONMENTAL TESTING

Client Information	Sampler: Ben Rothschadl	Lab PM: Whitmire, Cheyenne R	Carrier Tracking No(s):	COC No: 400-56525-24537.1
Client Contact: Laura Midkiff	Phone:	E-Mail: cheyenne.whitmire@testamericainc.com		Page: Page 1 of 1
Company: Alabama Power General Test Laboratory				Job #: 163353
Address: 744 County Rd 87 GSC #8	Due Date Requested:			
City: Calera	TAT Requested (days): Routine			
State, Zip: AL, 35040				
Phone: 205-664-6197(Tel)	PO #:			
Email: lbmidkif@southernco.com	WO #:			
Project Name: CCR	Project #: 40007143			
Site: Gaston Ash Pond 1190	SSOW#:			

Analysis Requested

400-163353 COC

Preservation Codes:

A - HCL	M - Hexane
B - NaOH	N - None
C - Zn Acetate	O - AsNaO2
D - Nitric Acid	P - Na2O4S
E - NaHSO4	Q - Na2SO3
F - MeOH	R - Na2S2O3
G - Amchlor	S - H2SO4
H - Ascorbic Acid	T - TSP Dodecahydrate
I - Ice	U - Acetone
J - DI Water	V - MCAA
K - EDTA	W - ph 4-5
L - EDA	Z - other (specify)

Other:

Sample Identification	Sample Date	Sample Time	Sample Type (C=comp, G=grab)	Matrix (Wwater, Bsolid, Owaste/oil, BT=Tissue, A=Air)	Field Filtered Sample (Yes or No)	Perform MS/MSD (Yes or No)	SM 4500 F_C	SM 4500 Cl_E	SM 4500 SO4_E	9315_Ra226, 9320_Ra228, Ra226Ra228_GFPC	Total Number of containers	Special Instructions/Note:
			Preservation Code:				N	N	N	D		
AY28749	12/13/18	14:30	G	Water			X	X	X	X	2	MW-20SV
AY28846	12/17/18	10:19	G	Water			X	X	X	X	2	MW-17SV

☐ Non-Hazard ☐ Flammable ☐ Skin Irritant ☐ Poison B ☐ Unknown ☐ Radiological

Deliverable Requested: I, II, III, IV, Other (specify)

Sample Disposal (A fee may be assessed if samples are retained longer than 1 month)
☐ Return To Client ☐ Disposal By Lab ☐ Archive For ____ Months

Special Instructions/QC Requirements:

Empty Kit Relinquished by:	Date:	Time:	Method of Shipment:

	Date/Time	Company		Date/Time	Company
Relinquished by: Laura Midkiff	Date/Time: 12/18/2018 11:30	APC	Received by:	12/19/18 0945	TAL
Relinquished by:	Date/Time:	Company	Received by:	Date/Time:	Company
Relinquished by:	Date/Time:	Company	Received by:	Date/Time:	Company

Custody Seals Intact: Δ Yes Δ No | Custody Seal No.:

Cooler Temperature(s) °C and Other Remarks: 1.8°C IR 8

1/22/2019

Login Sample Receipt Checklist

Client: Alabama Power General Test Laboratory

Job Number: 400-163353-2
SDG Number: Gaston Ash Pond 1190

Login Number: 163353
List Number: 1
Creator: Perez, Trina M

List Source: TestAmerica Pensacola

Question	Answer	Comment
Radioactivity wasn't checked or is </= background as measured by a survey meter.	N/A	
The cooler's custody seal, if present, is intact.	True	
Sample custody seals, if present, are intact.	N/A	
The cooler or samples do not appear to have been compromised or tampered with.	True	
Samples were received on ice.	True	
Cooler Temperature is acceptable.	True	
Cooler Temperature is recorded.	True	RADS-14.8°C,14.5°C IR-8 / 1.8°C IR-7, 1.8°C IR-8
COC is present.	True	
COC is filled out in ink and legible.	True	
COC is filled out with all pertinent information.	True	
Is the Field Sampler's name present on COC?	True	
There are no discrepancies between the containers received and the COC.	True	
Samples are received within Holding Time (excluding tests with immediate HTs)	True	
Sample containers have legible labels.	True	
Containers are not broken or leaking.	True	
Sample collection date/times are provided.	True	
Appropriate sample containers are used.	True	
Sample bottles are completely filled.	True	
Sample Preservation Verified.	True	
There is sufficient vol. for all requested analyses, incl. any requested MS/MSDs	True	
Containers requiring zero headspace have no headspace or bubble is <6mm (1/4").	N/A	
Multiphasic samples are not present.	True	
Samples do not require splitting or compositing.	True	
Residual Chlorine Checked.	N/A	

Login Sample Receipt Checklist

Client: Alabama Power General Test Laboratory

Job Number: 400-163353-2
SDG Number: Gaston Ash Pond 1190

Login Number: 163353
List Number: 2
Creator: Hellm, Michael

List Source: TestAmerica St. Louis
List Creation: 12/13/18 11:43 AM

Question	Answer	Comment
Radioactivity wasn't checked or is </= background as measured by a survey meter.	True	
The cooler's custody seal, if present, is intact.	True	
Sample custody seals, if present, are intact.	N/A	
The cooler or samples do not appear to have been compromised or tampered with.	True	
Samples were received on ice.	N/A	
Cooler Temperature is acceptable.	True	
Cooler Temperature is recorded.	True	20.0
COC is present.	True	
COC is filled out in ink and legible.	True	
COC is filled out with all pertinent information.	True	
Is the Field Sampler's name present on COC?	N/A	
There are no discrepancies between the containers received and the COC.	True	
Samples are received within Holding Time (excluding tests with immediate HTs)	True	
Sample containers have legible labels.	True	
Containers are not broken or leaking.	True	
Sample collection date/times are provided.	True	
Appropriate sample containers are used.	True	
Sample bottles are completely filled.	True	
Sample Preservation Verified.	True	
There is sufficient vol. for all requested analyses, incl. any requested MS/MSDs	True	
Containers requiring zero headspace have no headspace or bubble is <6mm (1/4").	N/A	
Multiphasic samples are not present.	N/A	
Samples do not require splitting or compositing.	True	
Residual Chlorine Checked.	N/A	

Login Sample Receipt Checklist

Client: Alabama Power General Test Laboratory

Job Number: 400-163353-2
SDG Number: Gaston Ash Pond 1190

Login Number: 163353
List Number: 3
Creator: Hellm, Michael

List Source: TestAmerica St. Louis
List Creation: 12/21/18 11:17 AM

Question	Answer	Comment
Radioactivity wasn't checked or is </= background as measured by a survey meter.	True	
The cooler's custody seal, if present, is intact.	True	
Sample custody seals, if present, are intact.	N/A	
The cooler or samples do not appear to have been compromised or tampered with.	True	
Samples were received on ice.	N/A	
Cooler Temperature is acceptable.	True	
Cooler Temperature is recorded.	True	21.0
COC is present.	True	
COC is filled out in ink and legible.	True	
COC is filled out with all pertinent information.	True	
Is the Field Sampler's name present on COC?	N/A	
There are no discrepancies between the containers received and the COC.	True	
Samples are received within Holding Time (excluding tests with immediate HTs)	True	
Sample containers have legible labels.	True	
Containers are not broken or leaking.	True	
Sample collection date/times are provided.	True	
Appropriate sample containers are used.	True	
Sample bottles are completely filled.	True	
Sample Preservation Verified.	True	
There is sufficient vol. for all requested analyses, incl. any requested MS/MSDs	True	
Containers requiring zero headspace have no headspace or bubble is <6mm (1/4").	N/A	
Multiphasic samples are not present.	N/A	
Samples do not require splitting or compositing.	True	
Residual Chlorine Checked.	N/A	

Accreditation/Certification Summary

Client: Alabama Power General Test Laboratory
Project/Site: CCR Plant Gaston

TestAmerica Job ID: 400-163353-2
SDG: Gaston Ash Pond 1190

Laboratory: TestAmerica Pensacola

All accreditations/certifications held by this laboratory are listed. Not all accreditations/certifications are applicable to this report.

Authority	Program	EPA Region	Identification Number	Expiration Date
Alabama	State Program	4	40150	06-30-19
ANAB	ISO/IEC 17025		L2471	02-22-20
Arizona	State Program	9	AZ0710	01-12-20
Arkansas DEQ	State Program	6	88-0689	09-01-19
California	State Program	9	2510	06-30-19
Florida	NELAP	4	E81010	06-30-19
Georgia	State Program	4	E81010 (FL)	06-30-19
Illinois	NELAP	5	200041	10-09-19
Iowa	State Program	7	367	08-01-20
Kansas	NELAP	7	E-10253	10-31-19
Kentucky (UST)	State Program	4	53	06-30-19
Kentucky (WW)	State Program	4	98030	12-31-19
Louisiana	NELAP	6	30976	06-30-19
Louisiana (DW)	NELAP	6	LA017	12-31-19
Maryland	State Program	3	233	09-30-19
Massachusetts	State Program	1	M-FL094	06-30-19
Michigan	State Program	5	9912	06-30-19
New Jersey	NELAP	2	FL006	06-30-19
North Carolina (WW/SW)	State Program	4	314	12-31-19
Oklahoma	State Program	6	9810	08-31-19
Pennsylvania	NELAP	3	68-00467	01-31-19
Rhode Island	State Program	1	LAO00307	12-30-19
South Carolina	State Program	4	96026	06-30-19
Tennessee	State Program	4	TN02907	06-30-19
Texas	NELAP	6	T104704286-18-15	09-30-19
US Fish & Wildlife	Federal		LE058448-0	07-31-19
USDA	Federal		P330-18-00148	05-17-21
Virginia	NELAP	3	460166	06-14-19
Washington	State Program	10	C915	05-15-19
West Virginia DEP	State Program	3	136	06-30-19

Laboratory: TestAmerica St. Louis

All accreditations/certifications held by this laboratory are listed. Not all accreditations/certifications are applicable to this report.

Authority	Program	EPA Region	Identification Number	Expiration Date
Alaska	State Program	10	MO00054	06-30-19
ANAB	DoD ELAP		L2305	04-06-19
Arizona	State Program	9	AZ0813	12-08-19
California	State Program	9	2886	06-30-19
Connecticut	State Program	1	PH-0241	03-31-19
Florida	NELAP	4	E87689	06-30-19
Illinois	NELAP	5	200023	11-30-19
Iowa	State Program	7	373	12-01-20
Kansas	NELAP	7	E-10236	10-31-19
Kentucky (DW)	State Program	4	90125	12-31-18 *
Louisiana	NELAP	6	04080	06-30-19
Louisiana (DW)	NELAP	6	LA011	12-31-19
Maryland	State Program	3	310	09-30-19
Michigan	State Program	5	9005	06-30-19
Missouri	State Program	7	780	06-30-19

* Accreditation/Certification renewal pending - accreditation/certification considered valid.

Accreditation/Certification Summary

Client: Alabama Power General Test Laboratory
Project/Site: CCR Plant Gaston

TestAmerica Job ID: 400-163353-2
SDG: Gaston Ash Pond 1190

Laboratory: TestAmerica St. Louis (Continued)

All accreditations/certifications held by this laboratory are listed. Not all accreditations/certifications are applicable to this report.

Authority	Program	EPA Region	Identification Number	Expiration Date
Nevada	State Program	9	MO000542018-1	07-31-19
New Jersey	NELAP	2	MO002	06-30-19
New York	NELAP	2	11616	03-31-19
North Dakota	State Program	8	R207	06-30-19
NRC	NRC		24-24817-01	12-31-22
Oklahoma	State Program	6	9997	08-31-19
Pennsylvania	NELAP	3	68-00540	02-28-19 *
South Carolina	State Program	4	85002001	06-30-19
Texas	NELAP	6	T104704193-18-12	07-31-19
US Fish & Wildlife	Federal		058448	07-31-19
USDA	Federal		P330-17-0028	02-02-20
Utah	NELAP	8	MO000542018-10	07-31-19
Virginia	NELAP	3	460230	06-14-19
Washington	State Program	10	C592	08-30-19
West Virginia DEP	State Program	3	381	08-31-19

* Accreditation/Certification renewal pending - accreditation/certification considered valid.

TestAmerica

THE LEADER IN ENVIRONMENTAL TESTING

ANALYTICAL REPORT

TestAmerica Laboratories, Inc.
TestAmerica Pensacola
3355 McLemore Drive
Pensacola, FL 32514
Tel: (850)474-1001

TestAmerica Job ID: 400-163353-4
TestAmerica Sample Delivery Group: Gaston Ash Pond 1191
Client Project/Site: CCR Plant Gaston

For:
Alabama Power General Test Laboratory
744 County Rd 87
GSC #8
Calera, Alabama 35040

Attn: Laura Midkiff

Authorized for release by:
1/22/2019 4:52:11 PM

Cheyenne Whitmire, Project Manager II
(850)471-6222
cheyenne.whitmire@testamericainc.com

LINKS

Review your project results through TotalAccess

Have a Question? Ask The Expert

Visit us at: www.testamericainc.com

The test results in this report meet all 2003 NELAC and 2009 TNI requirements for accredited parameters, exceptions are noted in this report. This report may not be reproduced except in full, and with written approval from the laboratory. For questions please contact the Project Manager at the e-mail address or telephone number listed on this page.

This report has been electronically signed and authorized by the signatory. Electronic signature is intended to be the legally binding equivalent of a traditionally handwritten signature.

Results relate only to the items tested and the sample(s) as received by the laboratory.

Table of Contents

Cover Page 1
Table of Contents 2
Case Narrative 3
Method Summary 4
Sample Summary 5
Client Sample Results 6
Definitions 12
Chronicle 13
QC Association 15
QC Sample Results 16
Chain of Custody 18
Receipt Checklists 19
Certification Summary 22

Job ID: 400-163353-4

Laboratory: TestAmerica Pensacola

Narrative

Job Narrative
400-163353-4

RAD

Method(s) PrecSep_0: Radium 228 Prep Batch 160-407388: The following samples were prepared at a reduced aliquot: AY28663 PW-18-9 (400-163353-10), AY28663 PW-18-9 (400-163353-10[DU]), AY28664 PW-18-3 (400-163353-11), AY28665 PW-18-3 DUP (400-163353-12), AY28666 EB-1 (400-163353-13), AY28667 FB-1 (400-163353-14) and AY28668 PW-18-6B (400-163353-15). Samples 480-147054-1 and 490-165391-1 were reduced due to brown discoloration and sediment. Samples 400-163353-8, 400-163353-9, 400-163353-10, 400-163353-10[DU], 400-163353-11, 400-163353-12, 400-163353-13, 400-163353-14, and 400-163353-15 were reduced due to limited sample volume.

Method(s) PrecSep-21: Radium 226 Prep Batch 160-407386: The following samples were prepared at a reduced aliquot: AY28663 PW-18-9 (400-163353-10), AY28663 PW-18-9 (400-163353-10[DU]), AY28664 PW-18-3 (400-163353-11), AY28665 PW-18-3 DUP (400-163353-12), AY28666 EB-1 (400-163353-13), AY28667 FB-1 (400-163353-14) and AY28668 PW-18-6B (400-163353-15). Samples 480-147054-1 and 490-165391-1 were reduced due to brown discoloration and sediment. Samples 480-147054-2, 400-163353-8, 400-163353-9, 400-163353-10, 400-163353-10[DU], 400-163353-11, 400-163353-12, 400-163353-13, 400-163353-14, and 400-163353-15 were reduced due to limited sample volume.

Method Summary

Client: Alabama Power General Test Laboratory
Project/Site: CCR Plant Gaston

TestAmerica Job ID: 400-163353-4
SDG: Gaston Ash Pond 1191

Method	Method Description	Protocol	Laboratory
9315	Radium-226 (GFPC)	SW846	TAL SL
9320	Radium-228 (GFPC)	SW846	TAL SL
Ra226_Ra228	Combined Radium-226 and Radium-228	TAL-STL	TAL SL
PrecSep_0	Preparation, Precipitate Separation	None	TAL SL
PrecSep-21	Preparation, Precipitate Separation (21-Day In-Growth)	None	TAL SL

Protocol References:

None = None

SW846 = "Test Methods For Evaluating Solid Waste, Physical/Chemical Methods", Third Edition, November 1986 And Its Updates.

TAL-STL = TestAmerica Laboratories, St. Louis, Facility Standard Operating Procedure.

Laboratory References:

TAL SL = TestAmerica St. Louis, 13715 Rider Trail North, Earth City, MO 63045, TEL (314)298-8566

Sample Summary

Client: Alabama Power General Test Laboratory
Project/Site: CCR Plant Gaston

TestAmerica Job ID: 400-163353-4
SDG: Gaston Ash Pond 1191

Lab Sample ID	Client Sample ID	Matrix	Collected	Received
400-163353-10	AY28663 PW-18-9	Water	12/11/18 11:01	12/19/18 09:47
400-163353-11	AY28664 PW-18-3	Water	12/11/18 13:15	12/19/18 09:47
400-163353-12	AY28665 PW-18-3 DUP	Water	12/11/18 13:15	12/19/18 09:47
400-163353-13	AY28666 EB-1	Water	12/11/18 14:30	12/19/18 09:47
400-163353-14	AY28667 FB-1	Water	12/11/18 15:45	12/19/18 09:47
400-163353-15	AY28668 PW-18-6B	Water	12/11/18 17:09	12/19/18 09:47

Client Sample ID: AY28663 PW-18-9

Date Collected: 12/11/18 11:01
Date Received: 12/19/18 09:47

Lab Sample ID: 400-163353-10

Matrix: Water

Method: 9315 - Radium-226 (GFPC)

Analyte	Result	Qualifier	Count Uncert. (2σ+/-)	Total Uncert. (2σ+/-)	RL	MDC	Unit	Prepared	Analyzed	Dil Fac
Radium-226	0.0455	U	0.0663	0.0664	1.00	0.113	pCi/L	12/24/18 13:16	01/16/19 05:59	1

Carrier	*%Yield*	*Qualifier*	*Limits*	*Prepared*	*Analyzed*	*Dil Fac*
Ba Carrier	*100*		*40 - 110*	*12/24/18 13:16*	*01/16/19 05:59*	*1*

Method: 9320 - Radium-228 (GFPC)

Analyte	Result	Qualifier	Count Uncert. (2σ+/-)	Total Uncert. (2σ+/-)	RL	MDC	Unit	Prepared	Analyzed	Dil Fac
Radium-228	0.205	U	0.281	0.282	1.00	0.469	pCi/L	12/24/18 13:37	01/03/19 11:22	1

Carrier	*%Yield*	*Qualifier*	*Limits*	*Prepared*	*Analyzed*	*Dil Fac*
Ba Carrier	*100*		*40 - 110*	*12/24/18 13:37*	*01/03/19 11:22*	*1*
Y Carrier	*89.7*		*40 - 110*	*12/24/18 13:37*	*01/03/19 11:22*	*1*

Method: Ra226_Ra228 - Combined Radium-226 and Radium-228

Analyte	Result	Qualifier	Count Uncert. (2σ+/-)	Total Uncert. (2σ+/-)	RL	MDC	Unit	Prepared	Analyzed	Dil Fac
Combined Radium 226 + 228	0.251	U	0.289	0.290	5.00	0.469	pCi/L		01/21/19 13:34	1

Client Sample ID: AY28664 PW-18-3

Date Collected: 12/11/18 13:15
Date Received: 12/19/18 09:47

Lab Sample ID: 400-163353-11

Matrix: Water

Method: 9315 - Radium-226 (GFPC)

Analyte	Result	Qualifier	Count Uncert. (2σ+/-)	Total Uncert. (2σ+/-)	RL	MDC	Unit	Prepared	Analyzed	Dil Fac
Radium-226	0.0766	U	0.0753	0.0756	1.00	0.116	pCi/L	12/24/18 13:16	01/16/19 06:02	1

Carrier	*%Yield*	*Qualifier*	*Limits*	*Prepared*	*Analyzed*	*Dil Fac*
Ba Carrier	*92.6*		*40 - 110*	*12/24/18 13:16*	*01/16/19 06:02*	*1*

Method: 9320 - Radium-228 (GFPC)

Analyte	Result	Qualifier	Count Uncert. (2σ+/-)	Total Uncert. (2σ+/-)	RL	MDC	Unit	Prepared	Analyzed	Dil Fac
Radium-228	0.324	U	0.322	0.323	1.00	0.522	pCi/L	12/24/18 13:37	01/03/19 11:22	1

Carrier	*%Yield*	*Qualifier*	*Limits*	*Prepared*	*Analyzed*	*Dil Fac*
Ba Carrier	*92.6*		*40 - 110*	*12/24/18 13:37*	*01/03/19 11:22*	*1*
Y Carrier	*86.0*		*40 - 110*	*12/24/18 13:37*	*01/03/19 11:22*	*1*

Method: Ra226_Ra228 - Combined Radium-226 and Radium-228

Analyte	Result	Qualifier	Count Uncert. (2σ+/-)	Total Uncert. (2σ+/-)	RL	MDC	Unit	Prepared	Analyzed	Dil Fac
Combined Radium 226 + 228	0.400	U	0.331	0.332	5.00	0.522	pCi/L		01/21/19 13:34	1

Client Sample ID: AY28665 PW-18-3 DUP

Date Collected: 12/11/18 13:15
Date Received: 12/19/18 09:47

Lab Sample ID: 400-163353-12

Matrix: Water

Method: 9315 - Radium-226 (GFPC)

Analyte	Result	Qualifier	Count Uncert. (2σ+/-)	Total Uncert. (2σ+/-)	RL	MDC	Unit	Prepared	Analyzed	Dil Fac
Radium-226	0.105	U	0.0802	0.0808	1.00	0.115	pCi/L	12/24/18 13:16	01/16/19 06:02	1

Carrier	*%Yield*	*Qualifier*	*Limits*	*Prepared*	*Analyzed*	*Dil Fac*
Ba Carrier	*106*		*40 - 110*	*12/24/18 13:16*	*01/16/19 06:02*	*1*

Method: 9320 - Radium-228 (GFPC)

Analyte	Result	Qualifier	Count Uncert. (2σ+/-)	Total Uncert. (2σ+/-)	RL	MDC	Unit	Prepared	Analyzed	Dil Fac
Radium-228	0.478	U	0.334	0.337	1.00	0.518	pCi/L	12/24/18 13:37	01/03/19 11:22	1

Carrier	*%Yield*	*Qualifier*	*Limits*	*Prepared*	*Analyzed*	*Dil Fac*
Ba Carrier	*106*		*40 - 110*	*12/24/18 13:37*	*01/03/19 11:22*	*1*
Y Carrier	*71.4*		*40 - 110*	*12/24/18 13:37*	*01/03/19 11:22*	*1*

Method: Ra226_Ra228 - Combined Radium-226 and Radium-228

Analyte	Result	Qualifier	Count Uncert. (2σ+/-)	Total Uncert. (2σ+/-)	RL	MDC	Unit	Prepared	Analyzed	Dil Fac
Combined Radium 226 + 228	**0.583**		0.343	0.347	5.00	0.518	pCi/L		01/21/19 13:34	1

Client Sample ID: AY28666 EB-1

Date Collected: 12/11/18 14:30
Date Received: 12/19/18 09:47

Lab Sample ID: 400-163353-13

Matrix: Water

Method: 9315 - Radium-226 (GFPC)

Analyte	Result	Qualifier	Count Uncert. (2σ+/-)	Total Uncert. (2σ+/-)	RL	MDC	Unit	Prepared	Analyzed	Dil Fac
Radium-226	0.0368	U	0.0571	0.0572	1.00	0.0992	pCi/L	12/24/18 13:16	01/16/19 06:02	1

Carrier	*%Yield*	*Qualifier*	*Limits*	*Prepared*	*Analyzed*	*Dil Fac*
Ba Carrier	*101*		*40 - 110*	*12/24/18 13:16*	*01/16/19 06:02*	*1*

Method: 9320 - Radium-228 (GFPC)

Analyte	Result	Qualifier	Count Uncert. (2σ+/-)	Total Uncert. (2σ+/-)	RL	MDC	Unit	Prepared	Analyzed	Dil Fac
Radium-228	0.337	U	0.266	0.267	1.00	0.417	pCi/L	12/24/18 13:37	01/03/19 11:22	1

Carrier	*%Yield*	*Qualifier*	*Limits*	*Prepared*	*Analyzed*	*Dil Fac*
Ba Carrier	*101*		*40 - 110*	*12/24/18 13:37*	*01/03/19 11:22*	*1*
Y Carrier	*87.5*		*40 - 110*	*12/24/18 13:37*	*01/03/19 11:22*	*1*

Method: Ra226_Ra228 - Combined Radium-226 and Radium-228

Analyte	Result	Qualifier	Count Uncert. (2σ+/-)	Total Uncert. (2σ+/-)	RL	MDC	Unit	Prepared	Analyzed	Dil Fac
Combined Radium 226 + 228	0.374	U	0.272	0.273	5.00	0.417	pCi/L		01/21/19 13:34	1

Client Sample ID: AY28667 FB-1

Date Collected: 12/11/18 15:45
Date Received: 12/19/18 09:47

Lab Sample ID: 400-163353-14

Matrix: Water

Method: 9315 - Radium-226 (GFPC)

Analyte	Result	Qualifier	Count Uncert. (2σ+/-)	Total Uncert. (2σ+/-)	RL	MDC	Unit	Prepared	Analyzed	Dil Fac
Radium-226	0.0280	U	0.0663	0.0664	1.00	0.122	pCi/L	12/24/18 13:16	01/16/19 06:03	1

Carrier	*%Yield*	*Qualifier*	*Limits*	*Prepared*	*Analyzed*	*Dil Fac*
Ba Carrier	*103*		*40 - 110*	*12/24/18 13:16*	*01/16/19 06:03*	*1*

Method: 9320 - Radium-228 (GFPC)

Analyte	Result	Qualifier	Count Uncert. (2σ+/-)	Total Uncert. (2σ+/-)	RL	MDC	Unit	Prepared	Analyzed	Dil Fac
Radium-228	0.146	U	0.263	0.263	1.00	0.447	pCi/L	12/24/18 13:37	01/03/19 11:22	1

Carrier	*%Yield*	*Qualifier*	*Limits*	*Prepared*	*Analyzed*	*Dil Fac*
Ba Carrier	*103*		*40 - 110*	*12/24/18 13:37*	*01/03/19 11:22*	*1*
Y Carrier	*92.3*		*40 - 110*	*12/24/18 13:37*	*01/03/19 11:22*	*1*

Method: Ra226_Ra228 - Combined Radium-226 and Radium-228

Analyte	Result	Qualifier	Count Uncert. (2σ+/-)	Total Uncert. (2σ+/-)	RL	MDC	Unit	Prepared	Analyzed	Dil Fac
Combined Radium 226 + 228	0.174	U	0.271	0.271	5.00	0.447	pCi/L		01/21/19 13:34	1

Client Sample ID: AY28668 PW-18-6B

Date Collected: 12/11/18 17:09
Date Received: 12/19/18 09:47

Lab Sample ID: 400-163353-15

Matrix: Water

Method: 9315 - Radium-226 (GFPC)

Analyte	Result	Qualifier	Count Uncert. (2σ+/-)	Total Uncert. (2σ+/-)	RL	MDC	Unit	Prepared	Analyzed	Dil Fac
Radium-226	0.0743	U	0.0776	0.0778	1.00	0.123	pCi/L	12/24/18 13:16	01/16/19 06:03	1

Carrier	*%Yield*	*Qualifier*	*Limits*	*Prepared*	*Analyzed*	*Dil Fac*
Ba Carrier	*99.4*		*40 - 110*	*12/24/18 13:16*	*01/16/19 06:03*	*1*

Method: 9320 - Radium-228 (GFPC)

Analyte	Result	Qualifier	Count Uncert. (2σ+/-)	Total Uncert. (2σ+/-)	RL	MDC	Unit	Prepared	Analyzed	Dil Fac
Radium-228	0.420	U	0.282	0.285	1.00	0.432	pCi/L	12/24/18 13:37	01/03/19 11:22	1

Carrier	*%Yield*	*Qualifier*	*Limits*	*Prepared*	*Analyzed*	*Dil Fac*
Ba Carrier	*99.4*		*40 - 110*	*12/24/18 13:37*	*01/03/19 11:22*	*1*
Y Carrier	*86.0*		*40 - 110*	*12/24/18 13:37*	*01/03/19 11:22*	*1*

Method: Ra226_Ra228 - Combined Radium-226 and Radium-228

Analyte	Result	Qualifier	Count Uncert. (2σ+/-)	Total Uncert. (2σ+/-)	RL	MDC	Unit	Prepared	Analyzed	Dil Fac
Combined Radium 226 + 228	**0.495**		0.292	0.295	5.00	0.432	pCi/L		01/21/19 13:34	1

Qualifiers

Rad

Qualifier	Qualifier Description
U	Result is less than the sample detection limit.

Glossary

Abbreviation	These commonly used abbreviations may or may not be present in this report.
¤	Listed under the "D" column to designate that the result is reported on a dry weight basis
%R	Percent Recovery
CFL	Contains Free Liquid
CNF	Contains No Free Liquid
DER	Duplicate Error Ratio (normalized absolute difference)
Dil Fac	Dilution Factor
DL	Detection Limit (DoD/DOE)
DL, RA, RE, IN	Indicates a Dilution, Re-analysis, Re-extraction, or additional Initial metals/anion analysis of the sample
DLC	Decision Level Concentration (Radiochemistry)
EDL	Estimated Detection Limit (Dioxin)
LOD	Limit of Detection (DoD/DOE)
LOQ	Limit of Quantitation (DoD/DOE)
MDA	Minimum Detectable Activity (Radiochemistry)
MDC	Minimum Detectable Concentration (Radiochemistry)
MDL	Method Detection Limit
ML	Minimum Level (Dioxin)
NC	Not Calculated
ND	Not Detected at the reporting limit (or MDL or EDL if shown)
PQL	Practical Quantitation Limit
QC	Quality Control
RER	Relative Error Ratio (Radiochemistry)
RL	Reporting Limit or Requested Limit (Radiochemistry)
RPD	Relative Percent Difference, a measure of the relative difference between two points
TEF	Toxicity Equivalent Factor (Dioxin)
TEQ	Toxicity Equivalent Quotient (Dioxin)

Client Sample ID: AY28663 PW-18-9

Lab Sample ID: 400-163353-10
Date Collected: 12/11/18 11:01
Matrix: Water
Date Received: 12/19/18 09:47

Prep Type	Batch Type	Batch Method	Run	Dilution Factor	Batch Number	Prepared or Analyzed	Analyst	Lab
Total/NA	Prep	PrecSep-21			407386	12/24/18 13:16	CLP	TAL SL
Total/NA	Analysis	9315		1	410845	01/16/19 05:59	CDR	TAL SL
Total/NA	Prep	PrecSep_0			407388	12/24/18 13:37	CLP	TAL SL
Total/NA	Analysis	9320		1	408719	01/03/19 11:22	RTM	TAL SL
Total/NA	Analysis	Ra226_Ra228		1	411422	01/21/19 13:34	JLW	TAL SL

Client Sample ID: AY28664 PW-18-3

Lab Sample ID: 400-163353-11
Date Collected: 12/11/18 13:15
Matrix: Water
Date Received: 12/19/18 09:47

Prep Type	Batch Type	Batch Method	Run	Dilution Factor	Batch Number	Prepared or Analyzed	Analyst	Lab
Total/NA	Prep	PrecSep-21			407386	12/24/18 13:16	CLP	TAL SL
Total/NA	Analysis	9315		1	410844	01/16/19 06:02	CDR	TAL SL
Total/NA	Prep	PrecSep_0			407388	12/24/18 13:37	CLP	TAL SL
Total/NA	Analysis	9320		1	408719	01/03/19 11:22	RTM	TAL SL
Total/NA	Analysis	Ra226_Ra228		1	411422	01/21/19 13:34	JLW	TAL SL

Client Sample ID: AY28665 PW-18-3 DUP

Lab Sample ID: 400-163353-12
Date Collected: 12/11/18 13:15
Matrix: Water
Date Received: 12/19/18 09:47

Prep Type	Batch Type	Batch Method	Run	Dilution Factor	Batch Number	Prepared or Analyzed	Analyst	Lab
Total/NA	Prep	PrecSep-21			407386	12/24/18 13:16	CLP	TAL SL
Total/NA	Analysis	9315		1	410844	01/16/19 06:02	CDR	TAL SL
Total/NA	Prep	PrecSep_0			407388	12/24/18 13:37	CLP	TAL SL
Total/NA	Analysis	9320		1	408719	01/03/19 11:22	RTM	TAL SL
Total/NA	Analysis	Ra226_Ra228		1	411422	01/21/19 13:34	JLW	TAL SL

Client Sample ID: AY28666 EB-1

Lab Sample ID: 400-163353-13
Date Collected: 12/11/18 14:30
Matrix: Water
Date Received: 12/19/18 09:47

Prep Type	Batch Type	Batch Method	Run	Dilution Factor	Batch Number	Prepared or Analyzed	Analyst	Lab
Total/NA	Prep	PrecSep-21			407386	12/24/18 13:16	CLP	TAL SL
Total/NA	Analysis	9315		1	410844	01/16/19 06:02	CDR	TAL SL
Total/NA	Prep	PrecSep_0			407388	12/24/18 13:37	CLP	TAL SL
Total/NA	Analysis	9320		1	408719	01/03/19 11:22	RTM	TAL SL
Total/NA	Analysis	Ra226_Ra228		1	411422	01/21/19 13:34	JLW	TAL SL

Lab Chronicle

Client: Alabama Power General Test Laboratory
Project/Site: CCR Plant Gaston

TestAmerica Job ID: 400-163353-4
SDG: Gaston Ash Pond 1191

Client Sample ID: AY28667 FB-1

Date Collected: 12/11/18 15:45
Date Received: 12/19/18 09:47

Lab Sample ID: 400-163353-14

Matrix: Water

Prep Type	Batch Type	Batch Method	Run	Dilution Factor	Batch Number	Prepared or Analyzed	Analyst	Lab
Total/NA	Prep	PrecSep-21			407386	12/24/18 13:16	CLP	TAL SL
Total/NA	Analysis	9315		1	410844	01/16/19 06:03	CDR	TAL SL
Total/NA	Prep	PrecSep_0			407388	12/24/18 13:37	CLP	TAL SL
Total/NA	Analysis	9320		1	408719	01/03/19 11:22	RTM	TAL SL
Total/NA	Analysis	Ra226_Ra228		1	411422	01/21/19 13:34	JLW	TAL SL

Client Sample ID: AY28668 PW-18-6B

Date Collected: 12/11/18 17:09
Date Received: 12/19/18 09:47

Lab Sample ID: 400-163353-15

Matrix: Water

Prep Type	Batch Type	Batch Method	Run	Dilution Factor	Batch Number	Prepared or Analyzed	Analyst	Lab
Total/NA	Prep	PrecSep-21			407386	12/24/18 13:16	CLP	TAL SL
Total/NA	Analysis	9315		1	410844	01/16/19 06:03	CDR	TAL SL
Total/NA	Prep	PrecSep_0			407388	12/24/18 13:37	CLP	TAL SL
Total/NA	Analysis	9320		1	408719	01/03/19 11:22	RTM	TAL SL
Total/NA	Analysis	Ra226_Ra228		1	411422	01/21/19 13:34	JLW	TAL SL

Laboratory References:

TAL SL = TestAmerica St. Louis, 13715 Rider Trail North, Earth City, MO 63045, TEL (314)298-8566

QC Association Summary

Client: Alabama Power General Test Laboratory
Project/Site: CCR Plant Gaston

TestAmerica Job ID: 400-163353-4
SDG: Gaston Ash Pond 1191

Rad

Prep Batch: 407386

Lab Sample ID	Client Sample ID	Prep Type	Matrix	Method	Prep Batch
400-163353-10	AY28663 PW-18-9	Total/NA	Water	PrecSep-21	
400-163353-11	AY28664 PW-18-3	Total/NA	Water	PrecSep-21	
400-163353-12	AY28665 PW-18-3 DUP	Total/NA	Water	PrecSep-21	
400-163353-13	AY28666 EB-1	Total/NA	Water	PrecSep-21	
400-163353-14	AY28667 FB-1	Total/NA	Water	PrecSep-21	
400-163353-15	AY28668 PW-18-6B	Total/NA	Water	PrecSep-21	
MB 160-407386/15-A	Method Blank	Total/NA	Water	PrecSep-21	
LCS 160-407386/1-A	Lab Control Sample	Total/NA	Water	PrecSep-21	
400-163353-10 DU	AY28663 PW-18-9	Total/NA	Water	PrecSep-21	

Prep Batch: 407388

Lab Sample ID	Client Sample ID	Prep Type	Matrix	Method	Prep Batch
400-163353-10	AY28663 PW-18-9	Total/NA	Water	PrecSep_0	
400-163353-11	AY28664 PW-18-3	Total/NA	Water	PrecSep_0	
400-163353-12	AY28665 PW-18-3 DUP	Total/NA	Water	PrecSep_0	
400-163353-13	AY28666 EB-1	Total/NA	Water	PrecSep_0	
400-163353-14	AY28667 FB-1	Total/NA	Water	PrecSep_0	
400-163353-15	AY28668 PW-18-6B	Total/NA	Water	PrecSep_0	
MB 160-407388/15-A	Method Blank	Total/NA	Water	PrecSep_0	
LCS 160-407388/1-A	Lab Control Sample	Total/NA	Water	PrecSep_0	
400-163353-10 DU	AY28663 PW-18-9	Total/NA	Water	PrecSep_0	

Method: 9315 - Radium-226 (GFPC)

Lab Sample ID: MB 160-407386/15-A
Matrix: Water
Analysis Batch: 410844

Client Sample ID: Method Blank
Prep Type: Total/NA
Prep Batch: 407386

Analyte	MB Result	MB Qualifier	Count Uncert. (2σ+/-)	Total Uncert. (2σ+/-)	RL	MDC	Unit	Prepared	Analyzed	Dil Fac
Radium-226	0.03019	U	0.0655	0.0656	1.00	0.119	pCi/L	12/24/18 13:16	01/16/19 06:03	1

Carrier	*MB %Yield*	*MB Qualifier*	*Limits*	*Prepared*	*Analyzed*	*Dil Fac*
Ba Carrier	*103*		*40 - 110*	*12/24/18 13:16*	*01/16/19 06:03*	*1*

Lab Sample ID: LCS 160-407386/1-A
Matrix: Water
Analysis Batch: 410845

Client Sample ID: Lab Control Sample
Prep Type: Total/NA
Prep Batch: 407386

Analyte			Spike Added	LCS Result	LCS Qual	Total Uncert. (2σ+/-)	RL	MDC	Unit	%Rec	%Rec. Limits		
Radium-226			15.1	15.46		1.58	1.00	0.118	pCi/L	102	68 - 137		

Carrier	*LCS %Yield*	*LCS Qualifier*	*Limits*
Ba Carrier	*103*		*40 - 110*

Lab Sample ID: 400-163353-10 DU
Matrix: Water
Analysis Batch: 410845

Client Sample ID: AY28663 PW-18-9
Prep Type: Total/NA
Prep Batch: 407386

Analyte	Sample Result	Sample Qual		DU Result	DU Qual	Total Uncert. (2σ+/-)	RL	MDC	Unit			RER	RER Limit
Radium-226	0.0455	U		0.03542	U	0.0723	1.00	0.131	pCi/L			0.07	1

Carrier	*DU %Yield*	*DU Qualifier*	*Limits*
Ba Carrier	*100*		*40 - 110*

Method: 9320 - Radium-228 (GFPC)

Lab Sample ID: MB 160-407388/15-A
Matrix: Water
Analysis Batch: 408907

Client Sample ID: Method Blank
Prep Type: Total/NA
Prep Batch: 407388

Analyte	MB Result	MB Qualifier	Count Uncert. (2σ+/-)	Total Uncert. (2σ+/-)	RL	MDC	Unit	Prepared	Analyzed	Dil Fac
Radium-228	0.2518	U	0.352	0.353	1.00	0.587	pCi/L	12/24/18 13:37	01/03/19 11:24	1

Carrier	*MB %Yield*	*MB Qualifier*	*Limits*	*Prepared*	*Analyzed*	*Dil Fac*
Ba Carrier	*103*		*40 - 110*	*12/24/18 13:37*	*01/03/19 11:24*	*1*
Y Carrier	*86.0*		*40 - 110*	*12/24/18 13:37*	*01/03/19 11:24*	*1*

Method: 9320 - Radium-228 (GFPC) (Continued)

Lab Sample ID: LCS 160-407388/1-A
Matrix: Water
Analysis Batch: 408719

Client Sample ID: Lab Control Sample
Prep Type: Total/NA
Prep Batch: 407388

Analyte			Spike Added	LCS Result	LCS Qual	Total Uncert. (2σ+/-)	RL	MDC	Unit	%Rec	%Rec. Limits		
Radium-228			12.1	9.977		1.19	1.00	0.450	pCi/L	83	56 - 140		

Carrier	*LCS %Yield*	*LCS Qualifier*	*Limits*
Ba Carrier	*103*		*40 - 110*
Y Carrier	*86.4*		*40 - 110*

Lab Sample ID: 400-163353-10 DU
Matrix: Water
Analysis Batch: 408719

Client Sample ID: AY28663 PW-18-9
Prep Type: Total/NA
Prep Batch: 407388

Analyte	Sample Result	Sample Qual		DU Result	DU Qual	Total Uncert. (2σ+/-)	RL	MDC	Unit			RER	RER Limit
Radium-228	0.205	U		0.2521	U	0.321	1.00	0.530	pCi/L			0.08	1

Carrier	*DU %Yield*	*DU Qualifier*	*Limits*
Ba Carrier	*100*		*40 - 110*
Y Carrier	*85.2*		*40 - 110*

Method: Ra226_Ra228 - Combined Radium-226 and Radium-228

Lab Sample ID: 400-163353-10 DU
Matrix: Water
Analysis Batch: 411422

Client Sample ID: AY28663 PW-18-9
Prep Type: Total/NA

Analyte	Sample Result	Sample Qual		DU Result	DU Qual	Total Uncert. (2σ+/-)	RL	MDC	Unit			RER	RER Limit
Combined Radium 226 + 228	0.251	U		0.2875	U	0.329	5.00	0.530	pCi/L			0.06	

TestAmerica Pensacola
3355 McLemore Drive
Pensacola, FL 32514
Phone (850) 474-1001 Fax (850) 478-2671

Chain of Custody Record

TestAmerica
THE LEADER IN ENVIRONMENTAL TESTING

Client Information	Sampler: Ben Rothschadl	Lab PM: Whitmire, Cheyenne R	Carrier Tracking No(s):	COC No: 400-56525-24537.1
Client Contact: Laura Midkiff	Phone:	E-Mail: cheyenne.whitmire@testamericainc.com		Page: Page 1 of 1
Company: Alabama Power General Test Laboratory				Job #:
Address: 744 County Rd 87 GSC #8	Due Date Requested:			
City: Calera	TAT Requested (days): Routine			
State, Zip: AL, 35040				
Phone: 205-664-6197(Tel)	PO #:			
Email: lbmidkif@southernco.com	WO #:			
Project Name: CCR	Project #: 40007143			
Site: Gaston Ash Pond 1191	SSOW#:			

Analysis Requested

Preservation Codes:
A - HCL; B - NaOH; C - Zn Acetate; D - Nitric Acid; E - NaHSO4; F - MeOH; G - Amchlor; H - Ascorbic Acid; I - Ice; J - DI Water; K - EDTA; L - EDA; M - Hexane; N - None; O - AsNaO2; P - Na2O4S; Q - Na2SO3; R - Na2S2O3; S - H2SO4; T - TSP Dodecahydrate; U - Acetone; V - MCAA; W - ph 4-5; Z - other (specify); Other:

Sample Identification	Sample Date	Sample Time	Sample Type (C=comp, G=grab)	Matrix (W=water, S=solid, O=wasteoil, BT=Tissue, A=Air)	Field Filtered Sample (Yes or No)	Perform MS/MSD (Yes or No)	SM 4500 F_C	SM 4500 Cl_E	SM 4500 SO4_E	9315_Ra226, 9320_Ra228, Ra226Ra228_GFPC	Total Number of containers	Special Instructions/Note:
			Preservation Code:				N	N	N	D		
AY28663	12/11/18	11:01	G	Water		Y	X	X	X	X	4	PW-18-9
AY28664	12/11/18	13:15	G	Water			X	X	X	X	2	PW-18-3
AY28665	12/11/18	13:15	G	Water			X	X	X	X	2	PW-18-3 DUP (Sample Duplicate)
AY28666	12/11/18	14:30	G	Water			X	X	X	X	2	EB-1 (Equipment Blank)
AY28667	12/11/18	15:45	G	Water			X	X	X	X	2	FB-1 (Field Blank)
AY28668	12/11/18	17:09	G	Water			X	X	X	X	2	PW-18-6B

☐ Non-Hazard ☐ Flammable ☐ Skin Irritant ☐ Poison B ☐ Unknown ☐ Radiological

Deliverable Requested: I, II, III, IV, Other (specify)

Sample Disposal (A fee may be assessed if samples are retained longer than 1 month)
☐ Return To Client ☐ Disposal By Lab ☐ Archive For ____ Months

Special Instructions/QC Requirements:

Empty Kit Relinquished by:	Date:	Time:	Method of Shipment:

Relinquished by: Laura Midkiff	Date/Time: 12/18/2018 11:30	Company APC	Received by:	Date/Time: 12/19/18 0947	Company
Relinquished by:	Date/Time:	Company	Received by:	Date/Time:	Company
Relinquished by:	Date/Time:	Company	Received by:	Date/Time:	Company

Custody Seals Intact: Δ Yes Δ No | Custody Seal No.: | Cooler Temperature(s) °C and Other Remarks:

Login Sample Receipt Checklist

Client: Alabama Power General Test Laboratory

Job Number: 400-163353-4
SDG Number: Gaston Ash Pond 1191

Login Number: 163353
List Number: 1
Creator: Perez, Trina M

List Source: TestAmerica Pensacola

Question	Answer	Comment
Radioactivity wasn't checked or is </= background as measured by a survey meter.	N/A	
The cooler's custody seal, if present, is intact.	True	
Sample custody seals, if present, are intact.	N/A	
The cooler or samples do not appear to have been compromised or tampered with.	True	
Samples were received on ice.	True	
Cooler Temperature is acceptable.	True	
Cooler Temperature is recorded.	True	RADS-14.8°C,14.5°C IR-8 / 1.8°C IR-7, 1.8°C IR-8
COC is present.	True	
COC is filled out in ink and legible.	True	
COC is filled out with all pertinent information.	True	
Is the Field Sampler's name present on COC?	True	
There are no discrepancies between the containers received and the COC.	True	
Samples are received within Holding Time (excluding tests with immediate HTs)	True	
Sample containers have legible labels.	True	
Containers are not broken or leaking.	True	
Sample collection date/times are provided.	True	
Appropriate sample containers are used.	True	
Sample bottles are completely filled.	True	
Sample Preservation Verified.	True	
There is sufficient vol. for all requested analyses, incl. any requested MS/MSDs	True	
Containers requiring zero headspace have no headspace or bubble is <6mm (1/4").	N/A	
Multiphasic samples are not present.	True	
Samples do not require splitting or compositing.	True	
Residual Chlorine Checked.	N/A	

Login Sample Receipt Checklist

Client: Alabama Power General Test Laboratory

Job Number: 400-163353-4
SDG Number: Gaston Ash Pond 1191

Login Number: 163353
List Number: 2
Creator: Hellm, Michael

List Source: TestAmerica St. Louis
List Creation: 12/13/18 11:43 AM

Question	Answer	Comment
Radioactivity wasn't checked or is </= background as measured by a survey meter.	True	
The cooler's custody seal, if present, is intact.	True	
Sample custody seals, if present, are intact.	N/A	
The cooler or samples do not appear to have been compromised or tampered with.	True	
Samples were received on ice.	N/A	
Cooler Temperature is acceptable.	True	
Cooler Temperature is recorded.	True	20.0
COC is present.	True	
COC is filled out in ink and legible.	True	
COC is filled out with all pertinent information.	True	
Is the Field Sampler's name present on COC?	N/A	
There are no discrepancies between the containers received and the COC.	True	
Samples are received within Holding Time (excluding tests with immediate HTs)	True	
Sample containers have legible labels.	True	
Containers are not broken or leaking.	True	
Sample collection date/times are provided.	True	
Appropriate sample containers are used.	True	
Sample bottles are completely filled.	True	
Sample Preservation Verified.	True	
There is sufficient vol. for all requested analyses, incl. any requested MS/MSDs	True	
Containers requiring zero headspace have no headspace or bubble is <6mm (1/4").	N/A	
Multiphasic samples are not present.	N/A	
Samples do not require splitting or compositing.	True	
Residual Chlorine Checked.	N/A	

Login Sample Receipt Checklist

Client: Alabama Power General Test Laboratory

Job Number: 400-163353-4
SDG Number: Gaston Ash Pond 1191

Login Number: 163353
List Number: 3
Creator: Hellm, Michael

List Source: TestAmerica St. Louis
List Creation: 12/21/18 11:17 AM

Question	Answer	Comment
Radioactivity wasn't checked or is </= background as measured by a survey meter.	True	
The cooler's custody seal, if present, is intact.	True	
Sample custody seals, if present, are intact.	N/A	
The cooler or samples do not appear to have been compromised or tampered with.	True	
Samples were received on ice.	N/A	
Cooler Temperature is acceptable.	True	
Cooler Temperature is recorded.	True	21.0
COC is present.	True	
COC is filled out in ink and legible.	True	
COC is filled out with all pertinent information.	True	
Is the Field Sampler's name present on COC?	N/A	
There are no discrepancies between the containers received and the COC.	True	
Samples are received within Holding Time (excluding tests with immediate HTs)	True	
Sample containers have legible labels.	True	
Containers are not broken or leaking.	True	
Sample collection date/times are provided.	True	
Appropriate sample containers are used.	True	
Sample bottles are completely filled.	True	
Sample Preservation Verified.	True	
There is sufficient vol. for all requested analyses, incl. any requested MS/MSDs	True	
Containers requiring zero headspace have no headspace or bubble is <6mm (1/4").	N/A	
Multiphasic samples are not present.	N/A	
Samples do not require splitting or compositing.	True	
Residual Chlorine Checked.	N/A	

Accreditation/Certification Summary

Client: Alabama Power General Test Laboratory
Project/Site: CCR Plant Gaston

TestAmerica Job ID: 400-163353-4
SDG: Gaston Ash Pond 1191

Laboratory: TestAmerica Pensacola

All accreditations/certifications held by this laboratory are listed. Not all accreditations/certifications are applicable to this report.

Authority	Program	EPA Region	Identification Number	Expiration Date
Alabama	State Program	4	40150	06-30-19
ANAB	ISO/IEC 17025		L2471	02-22-20
Arizona	State Program	9	AZ0710	01-12-20
Arkansas DEQ	State Program	6	88-0689	09-01-19
California	State Program	9	2510	06-30-19
Florida	NELAP	4	E81010	06-30-19
Georgia	State Program	4	E81010 (FL)	06-30-19
Illinois	NELAP	5	200041	10-09-19
Iowa	State Program	7	367	08-01-20
Kansas	NELAP	7	E-10253	10-31-19
Kentucky (UST)	State Program	4	53	06-30-19
Kentucky (WW)	State Program	4	98030	12-31-19
Louisiana	NELAP	6	30976	06-30-19
Louisiana (DW)	NELAP	6	LA017	12-31-19
Maryland	State Program	3	233	09-30-19
Massachusetts	State Program	1	M-FL094	06-30-19
Michigan	State Program	5	9912	06-30-19
New Jersey	NELAP	2	FL006	06-30-19
North Carolina (WW/SW)	State Program	4	314	12-31-19
Oklahoma	State Program	6	9810	08-31-19
Pennsylvania	NELAP	3	68-00467	01-31-19
Rhode Island	State Program	1	LAO00307	12-30-19
South Carolina	State Program	4	96026	06-30-19
Tennessee	State Program	4	TN02907	06-30-19
Texas	NELAP	6	T104704286-18-15	09-30-19
US Fish & Wildlife	Federal		LE058448-0	07-31-19
USDA	Federal		P330-18-00148	05-17-21
Virginia	NELAP	3	460166	06-14-19
Washington	State Program	10	C915	05-15-19
West Virginia DEP	State Program	3	136	06-30-19

Laboratory: TestAmerica St. Louis

All accreditations/certifications held by this laboratory are listed. Not all accreditations/certifications are applicable to this report.

Authority	Program	EPA Region	Identification Number	Expiration Date
Alaska	State Program	10	MO00054	06-30-19
ANAB	DoD ELAP		L2305	04-06-19
Arizona	State Program	9	AZ0813	12-08-19
California	State Program	9	2886	06-30-19
Connecticut	State Program	1	PH-0241	03-31-19
Florida	NELAP	4	E87689	06-30-19
Illinois	NELAP	5	200023	11-30-19
Iowa	State Program	7	373	12-01-20
Kansas	NELAP	7	E-10236	10-31-19
Kentucky (DW)	State Program	4	90125	12-31-18 *
Louisiana	NELAP	6	04080	06-30-19
Louisiana (DW)	NELAP	6	LA011	12-31-19
Maryland	State Program	3	310	09-30-19
Michigan	State Program	5	9005	06-30-19
Missouri	State Program	7	780	06-30-19

* Accreditation/Certification renewal pending - accreditation/certification considered valid.

Accreditation/Certification Summary

Client: Alabama Power General Test Laboratory
Project/Site: CCR Plant Gaston

TestAmerica Job ID: 400-163353-4
SDG: Gaston Ash Pond 1191

Laboratory: TestAmerica St. Louis (Continued)

All accreditations/certifications held by this laboratory are listed. Not all accreditations/certifications are applicable to this report.

Authority	Program	EPA Region	Identification Number	Expiration Date
Nevada	State Program	9	MO000542018-1	07-31-19
New Jersey	NELAP	2	MO002	06-30-19
New York	NELAP	2	11616	03-31-19
North Dakota	State Program	8	R207	06-30-19
NRC	NRC		24-24817-01	12-31-22
Oklahoma	State Program	6	9997	08-31-19
Pennsylvania	NELAP	3	68-00540	02-28-19 *
South Carolina	State Program	4	85002001	06-30-19
Texas	NELAP	6	T104704193-18-12	07-31-19
US Fish & Wildlife	Federal		058448	07-31-19
USDA	Federal		P330-17-0028	02-02-20
Utah	NELAP	8	MO000542018-10	07-31-19
Virginia	NELAP	3	460230	06-14-19
Washington	State Program	10	C592	08-30-19
West Virginia DEP	State Program	3	381	08-31-19

* Accreditation/Certification renewal pending - accreditation/certification considered valid.

BROOKS APPLIED LABS
18804 North Creek Parkway, Ste 100, Bothell, WA 98011 • USA • T: 206 632 6206 F: 206 632 6017 • info@brooksapplied.com

October 26, 2020

Golder Associates – Redmond
ATTN: PJ Nolan
18300 NE Union Hill Rd., Suite 200
Redmond, WA 98052
PJ_Nolan@golder.com

RE: Project GOL-RD2002 Client Project: 20146395

Dear PJ Nolan,

On September 11, 2020, Brooks Applied Labs (BAL) received three (3) rock samples. The samples were logged-in for the analyses of total recoverable uranium (U), the sequential extraction procedure per the Outola paper with modifications and the uranium (U) analysis of the extractions, and % total solids according to the chain-of-custody form. All samples were received and stored according to BAL SOPs and EPA methodology.

The samples received had slightly different IDs on their labels than the sample IDs provided on the chain of custody (COC). Client confirmed via email that the sample labels had the correct IDs. These IDs were used in this report.

Total Solids

Solid samples were homogenized, and an aliquot of each sample was measured into a pre-weighed vessel and dried in an oven for at least 12 hours. The vessels were removed from the oven, weighed again, and the percent of dried solid material was calculated.

The method blanks (BLK) B202585-BLK1 and B202585-BLK2 had a concentration above the acceptance limit for % total solids. All sample results were greater than 10x the concentration of the BLK and no further action was required.

Total Metals Quantitation by ICP-QQQ-MS

All samples were digested via modified EPA Method 3050B with a mix of concentrated nitric acid, hydrochloric acid, and hydrogen peroxide for total recoverable Uranium. All samples also went through the sequential extraction procedure outlined in the client provided paper, “Optimizing standard sequential extraction protocol with lake and ocean sediments”, Outula I, 2009.

Uranium was analyzed using inductively coupled plasma triple quadrupole mass spectrometry (ICP-QQQ-MS). The ICP-QQQ-MS uses advanced interference removal techniques to ensure accuracy of the sample results. For more information, please visit the *Interference Reduction Technology* section on our website, brooksapplied.com.

Batch B202584 - Total Recoverable Uranium
The standard reference materials (SRM) B202584-SRM1 and B202584-SRM2 had a recovery of 33% and 34% respectively which is outside the acceptance limit for Uranium. Historically, this SRM recovers around 35% for Uranium, and no further action was taken.

Batch B202579 - U(SSE1)
The standard reference materials (SRM) B202579-SRM1 and B202579-SRM2 had a recovery outside the acceptance limit for Uranium. Historically, this is consistent with the SSEs prep, and no further action was taken.

The duplicate (DUP) B202579-DUP1 performed on *GN-AP-B-1A (69')* (2037060-02) had a relative percent difference (RPD) above the acceptance limit (93%). The U(SSE1) result for *GN-AP-B-1A (69')* (2037060-02) was qualified M for duplicate imprecision.

Batch B202580 - U(SSE2)
The standard reference materials (SRM) B202580-SRM1 and B202580-SRM2 had a recovery outside the acceptance limit for Uranium. Historically, this is consistent with the SSEs prep, and no further action was taken.

Batch B202581 - U(SSE3)
The standard reference materials (SRM) B202581-SRM1 and B202581-SRM2 had a recovery outside the acceptance limit for Uranium. Historically, this is consistent with the SSEs prep, and no further action was taken.

The duplicate (DUP) B202581-DUP1 performed on *GN-AP-B-1A (69')* (2037060-02) had a relative percent difference (RPD) above the acceptance limit (44%). The U(SSE3) result for *GN-AP-B-1A (69')* (2037060-02) was qualified M for duplicate imprecision.

Batch B202582 - U(SSE4)
The standard reference materials (SRM) B202582-SRM1 and B202582-SRM2 had a recovery outside the acceptance limit for Uranium. Historically, this is consistent with the SSEs prep, and no further action was taken.

In instances where the native sample result and/or the associated duplicate (DUP) result were below the MDL the RPD was not calculated (**N/C**).

During this step after the addition of 0.05M HNO3 and H2O2, the sample extracts were pH tested and found to have a pH of 7. The method prep blanks and SRM extracts all had a pH < 2. These sample extracts also appeared to have significantly less solid material in the sample vials after centrifugation and filtration of step 4 when compared against the SRMs. The differences between the sample extracts and the SRM extracts may be due to the sample matrix of pulverized rock with the high levels of carbonates compared to the amount of carbonates found in a typical soil sample.

Batch B202583 - U(SSE5)
The standard reference materials (SRM) B202583-SRM1 and B202583-SRM2 had a recovery outside the acceptance limit for Uranium. Historically, this is consistent with the SSEs prep, and no further action was taken.

The results were not method blank corrected as described in the calculations section of the relevant BAL SOP(s) and were evaluated using reporting limits adjusted to account for sample aliquot size. Please refer to the *Sample Results* page for sample-specific MDLs, MRLs, and other details.

All data was reported without further qualification and all other associated quality control sample results met the acceptance criteria.

BAL, an accredited laboratory, certifies that the reported results of all analyses for which BAL is NELAP accredited meet all NELAP requirements. For more information please see the *Report Information* page in your report.

Please feel free to contact us if you have any questions regarding this report.

Sincerely,

Amy Goodall
Project Manager
Brooks Applied Labs
amy@brooksapplied.com

Report Information

Laboratory Accreditation

BAL is accredited by the *National Environmental Laboratory Accreditation Program* (NELAP) through the State of Florida Department of Health, Bureau of Laboratories (E87982) and is certified to perform many environmental analyses. BAL is also certified by many other states to perform environmental analyses. For a current list of our accreditations /certifications, please visit our website at <http://www.brooksapplied.com/resources/certificates-permits/> or review Tables 1 and 2 in our Accreditation Information. Results reported relate only to the samples listed in the report.

Field Quality Control Samples

Please be notified that certain EPA methods require the collection of field quality control samples of an appropriate type and frequency; failure to do so is considered a deviation from some methods and for compliance purposes should only be done with the approval of regulatory authorities. Please see the specific EPA methods for details regarding required field quality control samples.

Common Abbreviations

AR	as received
BAL	Brooks Applied Labs
BLK	method blank
BS	blank spike
CAL	calibration standard
CCB	continuing calibration blank
CCV	continuing calibration verification
COC	chain of custody record
D	dissolved fraction
DUP	duplicate
IBL	instrument blank
ICV	initial calibration verification
MDL	method detection limit
MRL	method reporting limit
MS	matrix spike
MSD	matrix spike duplicate
ND	non-detect
NR	non-reportable
N/C	not calculated
PS	post preparation spike
REC	percent recovery
RPD	relative percent difference
SCV	secondary calibration verification
SOP	standard operating procedure
SRM	reference material
T	total fraction
TR	total recoverable fraction

Definition of Data Qualifiers

(Effective 3/23/2020)

E	An estimated value due to the presence of interferences. A full explanation is presented in the narrative.
H	Holding time and/or preservation requirements not met. Please see narrative for explanation.
J	Detected by the instrument, the result is > the MDL but ≤ the MRL. Result is reported and considered an estimate.
J-1	Estimated value. A full explanation is presented in the narrative.
M	Duplicate precision (RPD) was not within acceptance criteria. Please see narrative for explanation.
N	Spike recovery was not within acceptance criteria. Please see narrative for explanation.
R	Rejected, unusable value. A full explanation is presented in the narrative.
U	Result is ≤ the MDL or client requested reporting limit (CRRL). Result reported as the MDL or CRRL.
X	Result is not BLK-corrected and is within 10x the absolute value of the highest detectable BLK in the batch. Result is estimated.
Z	Holding time and/or preservation requirements not established for this method; however, BAL recommendations for holding time were not followed. Please see narrative for explanation.

These qualifiers are based on those previously utilized by Brooks Applied Labs, those found in the EPA SOW ILM03.0, Exhibit B, Section III, pg. B-18, and the USEPA Contract Laboratory Program National Functional Guidelines for Inorganic Superfund Data Review; USEPA; January 2010. These supersede all previous qualifiers ever employed by BAL.

Accreditation Information

Table 1. Accredited method/matrix/analytes for TNI

Issued by: State of Florida Dept. of Health (The NELAC Institute 2016 Standard)
Issued on: July 27, 2020; Valid to: June 30, 2021
Certificate Number: E87982-35

Method	Matrix	TNI Accredited Analyte(s)
EPA 1638	Non-Potable Waters	Ag, Cd, Cu, Ni, Pb, Sb, Se, Tl, Zn
EPA 200.8	Non-Potable Waters	Ag, Al, As, Ba, Be, Cd, Co, Cr, Cu, Mn, Mo, Ni, Pb, Sb, Se, Tl, U, V, Zn
EPA 6020	Non-Potable Waters	Ag, Al, As, Ba, Be, Ca, Cd, Co, Cr, Cu, Fe, Mg, Mn, Mo, Ni, Pb, Sb, Se, Tl, U, V, Zn
	Solids/Chemicals & Biological	Ag, Al, As, Ba, Be, Ca, Cd, Co, Cr, Cu, Fe, Mg, Mn, Mo, Ni, Pb, Sb, Se, Tl, V, Zn
BAL-5000	Non-Potable Waters	Ag, Al, As, Ba, Be, Ca, Cd, Co, Cr, Cu, Fe, Mg, Mn, Mo, Ni, Pb, Sb, Se, Sn, Sr, Tl, U, V, Zn, Hardness
	Solids/Chemicals	Ag, As, B, Be, Cd, Co, Cr, Cu, Pb, Mo, Ni, Sb, Se, Sn, Sr, Tl, V, Zn
	Biological	Ag, Al, As, Ba, Be, Ca, Cd, Co, Cr, Cu, Fe, Mg, Mn, Mo, Ni, Pb, Sb, Se, Sn, Tl, V, Zn
EPA 1640	Non-Potable Waters	Ag, As, Cd, Cu, Pb, Ni, Zn
EPA 1631E	Non-Potable Waters, Solids/Chemicals & Biological	Total Mercury
EPA 1630	Non-Potable Waters	Methyl Mercury
BAL-3200	Solids/Chemicals & Biological	Methyl Mercury
BAL-4100	Non-Potable Waters	As(III), As(V), DMAs, MMAs
BAL-4200	Non-Potable Waters	Se(IV), Se(VI)
BAL-4201	Non-Potable Waters	Se(IV), Se(VI)
BAL-4300	Non-Potable Waters Solid/Chemicals	Cr(VI)
SM2340B	Non-Potable Waters	Hardness

Accreditation Information

Table 2. Accredited method/matrix/analytes for ISO (1), Non-Governmental TNI (2), and DoD/DOE (3)

Issued by: ANAB

Issued on: January 10, 2020; Valid to: March 30, 2022

Method	Matrix	ISO and Non-Gov. TNI Accredited Analyte(s)	DoD/DOE Accredited Analytes
EPA 1638 Mod EPA 200.8 Mod EPA 6020 Mod BAL-5000	Non-Potable Waters	Ag, Al, As, B, Ba, Be, Ca, Cd, Co, Cr, Cu, Fe, Mg, Mn, Mo, Ni, Pb, Sb, Se, Sn, Sr, Tl, U, V, Zn	Ag, Al, As, Ba, Ca, Cd, Cr, Cu, Fe, Pb, Mg, Mn, Ni, Sb, Se, V, Zn
	Solids/Chemicals & Biological	Ag, Al, As, B, Ba, Be, Ca, Cd, Co, Cr, Cu, Fe, Mg, Mn, Mo, Ni, Pb, Sb, Se, Sn, Sr, Tl, V, Zn	Ag, As, Cd, Cr, Cu, Pb, Ni, Se, Zn
EPA 1640 Mod	Non-Potable Waters	Ag, As, Be, Cd, Cr, Co, Cu, Pb, Ni, Se, Tl, V, Zn	Not Accredited
EPA 1631E Mod BAL-3100 (waters) BAL-3101 (solids)	Non-Potable Waters, Solids/Chemicals & Biological/Food	Total Mercury	Total Mercury
EPA 1630 Mod BAL-3200	Non-Potable Waters, Solids/Chemicals Biological	Methyl Mercury	Methyl Mercury (excluding Solids/Chemicals)
EPA 1632A Mod BAL-3300	Non-Potable Waters Solids/Chemicals	Inorganic Arsenic, As(III)	Inorganic Arsenic. As(III) for waters only.
	Biological/Food	Inorganic Arsenic	Inorganic Arsenic (excluding Food)
AOAC 2015.01 Mod BAL-5000 by BAL-5040	Food	As, Cd, Hg, Pb	Not Accredited
BAL-4100	Non-Potable Waters	As(III), As(V), DMAs, MMAs	Not Accredited
	Biological by BAL-4115	Inorganic Arsenic, DMAs, MMAs	Not Accredited
BAL-4101	Food by BAL-4116	Inorganic Arsenic, DMAs, MMAs	Not Accredited
BAL-4200	Non-Potable Waters	Se(IV), Se(VI), SeCN	Not Accredited
BAL-4201	Non-Potable Waters	Se(IV), Se(VI), SeCN, SeMet	Not Accredited
BAL-4300	Non-Potable Waters, Solid/Chemicals	Cr(VI)	Cr(VI)
SM 3500-Fe BAL-4500	Non-Potable Waters	Fe, Fe(II)	Not Accredited
SM2340B	Non-Potable Waters	Hardness	Hardness
SM 2540G EPA 160.3 BAL-0501	Solids/Chemicals & Biological	% Dry Weight	% Dry Weight

(1) ISO/IEC 17025:2017 – Certificate Number ADE-1447.2
(2) Non-Governmental NELAC Institute 2016 Standard – Certificate Number ADE-1447.1
(3) Department of Defense/Energy Consolidated Quality Systems Manual v. 5.3 – Certificate Numbers ADE-1447 for DoD, ADE-1447.3 for DOE.

Sample Information

Sample	Lab ID	Report Matrix	Type	Sampled	Received
GN-AP-MW-20 (89')	2037060-01	Rock sample	Sample	07/25/2020	09/11/2020
GN-AP-B-1A (69')	2037060-02	Rock sample	Sample	07/25/2020	09/11/2020
GN-AP-B-1A (85')	2037060-03	Rock sample	Sample	07/25/2020	09/11/2020

Batch Summary

Analyte	Lab Matrix	Method	Prepared	Analyzed	Batch	Sequence
%TS	Soil/Sediment	SOP BAL-0501	10/07/2020	10/08/2020	B202585	N/A
U	Soil/Sediment	No	10/07/2020	10/14/2020	B202584	2001243
U(SSE1)	Soil/Sediment	In-House	10/05/2020	10/15/2020	B202579	2001243
U(SSE2)	Soil/Sediment	In-House	10/06/2020	10/15/2020	B202580	2001243
U(SSE3)	Soil/Sediment	In-House	10/07/2020	10/15/2020	B202581	2001243
U(SSE4)	Soil/Sediment	In-House	10/08/2000	10/15/2020	B202582	2001243
U(SSE5)	Soil/Sediment	In-House	10/09/2020	10/15/2020	B202583	2001243

Sample Results

Sample	Analyte	Report Matrix	Basis	Result	Qualifier	MDL	MRL	Unit	Batch	Sequence
GN-AP-MW-20 (89')										
2037060-01	%TS	Rock sample	NA	99.86		0.01	0.03	%	B202585	N/A
2037060-01	U	Rock sample	dry	1.11		0.0009	0.009	mg/kg	B202584	2001243
2037060-01	U(SSE1)	Rock sample	dry	0.014		0.0001	0.001	mg/kg	B202579	2001243
2037060-01	U(SSE2)	Rock sample	dry	0.227		0.0001	0.001	mg/kg	B202580	2001243
2037060-01	U(SSE3)	Rock sample	dry	0.546		0.0001	0.001	mg/kg	B202581	2001243
2037060-01	U(SSE4)	Rock sample	dry	0.002		0.0001	0.001	mg/kg	B202582	2001243
2037060-01	U(SSE5)	Rock sample	dry	0.157		0.0001	0.001	mg/kg	B202583	2001243
GN-AP-B-1A (69')										
2037060-02	%TS	Rock sample	NA	99.89		0.009	0.03	%	B202585	N/A
2037060-02	U	Rock sample	dry	0.453		0.0008	0.008	mg/kg	B202584	2001243
2037060-02	U(SSE1)	Rock sample	dry	0.022	M	0.0001	0.001	mg/kg	B202579	2001243
2037060-02	U(SSE2)	Rock sample	dry	0.232		0.0001	0.001	mg/kg	B202580	2001243
2037060-02	U(SSE3)	Rock sample	dry	0.201	M	0.0001	0.001	mg/kg	B202581	2001243
2037060-02	U(SSE4)	Rock sample	dry	0.0003	J	0.0001	0.001	mg/kg	B202582	2001243
2037060-02	U(SSE5)	Rock sample	dry	0.029		0.0001	0.001	mg/kg	B202583	2001243
GN-AP-B-1A (85')										
2037060-03	%TS	Rock sample	NA	99.88		0.008	0.03	%	B202585	N/A
2037060-03	U	Rock sample	dry	0.558		0.0007	0.007	mg/kg	B202584	2001243
2037060-03	U(SSE1)	Rock sample	dry	0.008		0.0001	0.001	mg/kg	B202579	2001243
2037060-03	U(SSE2)	Rock sample	dry	0.184		0.0001	0.001	mg/kg	B202580	2001243
2037060-03	U(SSE3)	Rock sample	dry	0.293		0.0001	0.001	mg/kg	B202581	2001243
2037060-03	U(SSE4)	Rock sample	dry	≤ 0.0001	U	0.0001	0.001	mg/kg	B202582	2001243
2037060-03	U(SSE5)	Rock sample	dry	0.031		0.0001	0.001	mg/kg	B202583	2001243

Accuracy & Precision Summary

Batch: B202579
Lab Matrix: Soil/Sediment
Method: In-House

Sample	Analyte	Native	Spike	Result	Units	REC & Limits	RPD & Limits
B202579-SRM1	**Reference Material (1946001, MESS-4)**						
	U(SSE1)		3.400	0.013	mg/kg	*0.4%* 75-125	
B202579-SRM2	**Reference Material (NC00523, NIST 2711a-Montana II Soil std-01-24-07)**						
	U(SSE1)		3.010	0.006	mg/kg	*0.2%* 75-125	
B202579-DUP1	**Duplicate, (2037060-02)**						
	U(SSE1)	0.022		0.008	mg/kg		*93%* 35
B202579-PS1	**Post Spike, (2037060-02)**						
	U(SSE1)	0.022	0.3468	0.321	mg/kg	86% 75-125	
B202579-PS2	**Post Spike, (2037060-02)**						
	U(SSE1)	0.022	0.3468	0.322	mg/kg	86% 75-125	

Accuracy & Precision Summary

Batch: B202580
Lab Matrix: Soil/Sediment
Method: In-House

Sample	Analyte	Native	Spike	Result	Units	REC & Limits	RPD & Limits
B202580-SRM1	**Reference Material (1946001, MESS-4)**						
	U(SSE2)		3.400	0.351	mg/kg	*10%* 75-125	
B202580-SRM2	**Reference Material (NC00523, NIST 2711a-Montana II Soil std-01-24-07)**						
	U(SSE2)		3.010	0.157	mg/kg	*5%* 75-125	
B202580-DUP1	**Duplicate, (2037060-02)**						
	U(SSE2)	0.232		0.196	mg/kg		17% 35
B202580-PS1	**Post Spike, (2037060-02)**						
	U(SSE2)	0.232	0.3468	0.526	mg/kg	85% 75-125	
B202580-PS2	**Post Spike, (2037060-02)**						
	U(SSE2)	0.232	0.3468	0.521	mg/kg	83% 75-125	

Accuracy & Precision Summary

Batch: B202581
Lab Matrix: Soil/Sediment
Method: In-House

Sample	Analyte	Native	Spike	Result	Units	REC & Limits	RPD & Limits
B202581-SRM1	**Reference Material (1946001, MESS-4)**						
	U(SSE3)		3.400	0.146	mg/kg	*4%* 75-125	
B202581-SRM2	**Reference Material (NC00523, NIST 2711a-Montana II Soil std-01-24-07)**						
	U(SSE3)		3.010	0.049	mg/kg	*2%* 75-125	
B202581-DUP1	**Duplicate, (2037060-02)**						
	U(SSE3)	0.201		0.315	mg/kg		*44%* 35
B202581-PS1	**Post Spike, (2037060-02)**						
	U(SSE3)	0.201	0.3468	0.527	mg/kg	94% 75-125	
B202581-PS2	**Post Spike, (2037060-02)**						
	U(SSE3)	0.201	0.3468	0.608	mg/kg	117% 75-125	

Accuracy & Precision Summary

Batch: B202582
Lab Matrix: Soil/Sediment
Method: In-House

Sample	Analyte	Native	Spike	Result	Units	REC & Limits	RPD & Limits
B202582-SRM1	**Reference Material (1946001, MESS-4)**						
	U(SSE4)		3.400	0.148	mg/kg	*4%* 75-125	
B202582-SRM2	**Reference Material (NC00523, NIST 2711a-Montana II Soil std-01-24-07)**						
	U(SSE4)		3.010	0.092	mg/kg	*3%* 75-125	
B202582-DUP1	**Duplicate, (2037060-02)**						
	U(SSE4)	0.0003		ND	mg/kg		N/C 35
B202582-PS1	**Post Spike, (2037060-02)**						
	U(SSE4)	0.0003	0.3468	0.308	mg/kg	89% 75-125	
B202582-PS2	**Post Spike, (2037060-02)**						
	U(SSE4)	0.0003	0.3468	0.352	mg/kg	101% 75-125	

Accuracy & Precision Summary

Batch: B202583
Lab Matrix: Soil/Sediment
Method: In-House

Sample	Analyte	Native	Spike	Result	Units	REC & Limits	RPD & Limits
B202583-SRM1	**Reference Material (1946001, MESS-4)**						
	U(SSE5)		3.400	0.304	mg/kg	*9%* 75-125	
B202583-SRM2	**Reference Material (NC00523, NIST 2711a-Montana II Soil std-01-24-07)**						
	U(SSE5)		3.010	0.458	mg/kg	*15%* 75-125	
B202583-DUP1	**Duplicate, (2037060-02)**						
	U(SSE5)	0.029		0.029	mg/kg		2% 35
B202583-PS1	**Post Spike, (2037060-02)**						
	U(SSE5)	0.029	0.3468	0.331	mg/kg	87% 75-125	
B202583-PS2	**Post Spike, (2037060-02)**						
	U(SSE5)	0.029	0.3468	0.417	mg/kg	112% 75-125	

Accuracy & Precision Summary

Batch: B202584
Lab Matrix: Soil/Sediment
Method: No

Sample	Analyte	Native	Spike	Result	Units	REC & Limits	RPD & Limits
B202584-BS1	**Blank Spike, (1940023)**						
	U		5.000	4.462	mg/kg	89% 75-125	
B202584-SRM1	**Reference Material (1946001, MESS-4)**						
	U		3.400	1.121	mg/kg	*33%* 75-125	
B202584-SRM2	**Reference Material (NC00523, NIST 2711a-Montana II Soil std-01-24-07)**						
	U		3.010	1.037	mg/kg	*34%* 75-125	
B202584-DUP1	**Duplicate, (2037060-02)**						
	U	0.453		0.585	mg/kg		25% 30
B202584-MS1	**Matrix Spike, (2037060-02)**						
	U	0.453	4.551	4.920	mg/kg	98% 70-130	
B202584-MSD1	**Matrix Spike Duplicate, (2037060-02)**						
	U	0.453	4.383	4.677	mg/kg	96% 70-130	2% 30

Accuracy & Precision Summary

Batch: B202585
Lab Matrix: Soil/Sediment
Method: SOP BAL-0501

Sample	Analyte	Native	Spike	Result	Units	REC & Limits	RPD & Limits
B202585-DUP1	**Duplicate, (2037060-02)**						
	%TS	99.89		99.92	%		0.03% 15

Method Blanks & Reporting Limits

Batch: B202579
Matrix: Soil/Sediment
Method: In-House
Analyte: U(SSE1)

Sample	Result	Units
B202579-BLK1	0.00005	mg/kg
B202579-BLK2	0.00	mg/kg
B202579-BLK3	0.00009	mg/kg
B202579-BLK4	0.00	mg/kg

Average: 0.000
Limit: 0.002

MDL: 0.0002
MRL: 0.002

Method Blanks & Reporting Limits

Batch: B202580
Matrix: Soil/Sediment
Method: In-House
Analyte: U(SSE2)

Sample	Result	Units
B202580-BLK1	0.0001	mg/kg
B202580-BLK2	0.0001	mg/kg
B202580-BLK3	0.0001	mg/kg
B202580-BLK4	0.0001	mg/kg

Average: 0.000
Limit: 0.002

MDL: 0.0002
MRL: 0.002

Method Blanks & Reporting Limits

Batch: B202581
Matrix: Soil/Sediment
Method: In-House
Analyte: U(SSE3)

Sample	Result	Units
B202581-BLK1	0.00	mg/kg
B202581-BLK2	0.00	mg/kg
B202581-BLK3	0.00	mg/kg
B202581-BLK4	0.00005	mg/kg

Average: 0.000
Limit: 0.002

MDL: 0.0002
MRL: 0.002

Method Blanks & Reporting Limits

Batch: B202582
Matrix: Soil/Sediment
Method: In-House
Analyte: U(SSE4)

Sample	Result	Units
B202582-BLK1	0.00	mg/kg
B202582-BLK2	0.00	mg/kg
B202582-BLK3	0.00	mg/kg
B202582-BLK4	0.00	mg/kg

Average: 0.000
Limit: 0.002

MDL: 0.0002
MRL: 0.002

Method Blanks & Reporting Limits

Batch: B202583
Matrix: Soil/Sediment
Method: In-House
Analyte: U(SSE5)

Sample	Result	Units
B202583-BLK1	0.00	mg/kg
B202583-BLK2	0.00007	mg/kg
B202583-BLK3	0.00	mg/kg
B202583-BLK4	0.00	mg/kg

Average: 0.000
Limit: 0.002

MDL: 0.0002
MRL: 0.002

Method Blanks & Reporting Limits

Batch: B202584
Matrix: Soil/Sediment
Method: No
Analyte: U

Sample	Result	Units
B202584-BLK1	0.001	mg/kg
B202584-BLK2	0.00	mg/kg
B202584-BLK3	0.00	mg/kg
B202584-BLK4	0.00	mg/kg

Average: 0.000
Limit: 0.010

MDL: 0.001
MRL: 0.010

Method Blanks & Reporting Limits

Batch: B202585
Matrix: Soil/Sediment
Method: SOP BAL-0501
Analyte: %TS

Sample	Result	Units
B202585-BLK1	-0.14	%
B202585-BLK2	-0.11	%

Average: *-0.13*
Limit: 0.10

MDL: 0.03
MRL: 0.10

Sample Containers

Lab ID: 2037060-01
Sample: GN-AP-MW-20 (89')
Report Matrix: Rock sample
Sample Type: Sample
Collected: 07/25/2020
Received: 09/11/2020

Des	Container	Size	Lot	Preservation	P-Lot	pH	Ship. Cont.
A	Client-Provided	na	na	none	na	na	Plastic Bag - 2037060

Lab ID: 2037060-02
Sample: GN-AP-B-1A (69')
Report Matrix: Rock sample
Sample Type: Sample
Collected: 07/25/2020
Received: 09/11/2020

Des	Container	Size	Lot	Preservation	P-Lot	pH	Ship. Cont.
A	Client-Provided	na	na	none	na	na	Plastic Bag - 2037060

Lab ID: 2037060-03
Sample: GN-AP-B-1A (85')
Report Matrix: Rock sample
Sample Type: Sample
Collected: 07/25/2020
Received: 09/11/2020

Des	Container	Size	Lot	Preservation	P-Lot	pH	Ship. Cont.
A	Client-Provided	na	na	none	na	na	Plastic Bag - 2037060

Shipping Containers

Plastic Bag - 2037060

Received: September 11, 2020 14:50
Tracking No: 0 via Customer Drop-Off
Coolant Type: None
Temperature: Ambient

Description: Plastic Bag
Damaged in transit? No
Returned to client? No

Custody seals present? No
Custody seals intact? No
COC present? No

BAL Report 2037060

Chain-of-Custody Form

Ship samples to:
18804 North Creek Parkway, Suite 100
Bothell, WA 98011

For BAL use only

Received by: [signature] *Date:* 9/11/20

Work Order ID: _____ *Time:* 1450

Project ID: _____

Client: Golder Associates
Contact: PJ Nolan
Client Project ID: 20146395
Samples Collected By: C. Tidwell/D. Thomas

PO Number:
Phone: 206-475-4010
Email: pj_nolan@golder.com

Mailing Address: 18300 NE Union Hill Rd, Suite 200, Redmond, WA 98052
Email Receipt Confirmation? Yes
BAL PM:

Requested TAT (business days)
- ☑ 20 (standard)
- ☐ 15*
- ☐ 10*
- ☐ 5*
- ☐ Other ____

*Surcharges may apply to expedited TATs

	Sample ID	Collection: Date	Collection: Time	Client Sample Info: Matrix Type	Client Sample Info: Number of Containers	Client Sample Info: Field Filtered?	Client Sample Info: Preservation Type	BAL Analyses Required: Total Hg, EPA 1631	BAL Analyses Required: Methyl Hg, EPA 1630	BAL Analyses Required: ICP-MS Metals (specify)	BAL Analyses Required: As Species (specify)	BAL Analyses Required: Se Species (specify)	BAL Analyses Required: Filtration	BAL Analyses Required: Other (specify here)	BAL Analyses Required: Other (specify here)	Comments: Specify Here
1	GS-AP-MW-20 (89')	7/25/20	12:00	Other (Specify	1	No	None			✓						Rock sample
2	GS-AP-B-1A (69')	7/25/20	12:00	Other (Specify	1	No	None			✓						Rock Sample
3	GS-AP-B-1A (85')	7/25/20	12:00	Other (Specify	1	No	None			✓						Rock Sample
4																
5																
6																
7																
8																
9																
10																
	Trip Blank (specify)															

Relinquished By: PJ Nolan	Date: 9/11/20	Time: 1430	Relinquished By: [signature]	Date: —	Time: —
Received By:	Date:	Time:	Total Number of Packages: 01		

Page____of____ List Hazardous Contaminants: _____

Print

APPENDIX C

X-Ray Diffraction Results

Quantitative X-Ray Diffraction by Rietveld Refinement

Report Prepared for:	*Golder Associates Inc. (APC Gaston)*
Project Number/ LIMS No.	*18177-01/MI4503-SEP20*
Sample Receipt:	*September 8, 2020*
Sample Analysis:	*September 14, 2020*
Reporting Date:	*September 18, 2020*

Instrument:	BRUKER AXS D8 Advance Diffractometer
Test Conditions:	Co radiation, 35 kV, 40 mA Regular Scanning: Step: 0.02°, Step time: 1s, 2θ range: 3-80°
Interpretations :	PDF2/PDF4 powder diffraction databases issued by the International Center for Diffraction Data (ICDD). DiffracPlus Eva and Topas software.
Detection Limit :	0.5-2%. Strongly dependent on crystallinity.

Contents:

1) Method Summary
2) Quantitative XRD Results
3) XRD Pattern(s)

Kim Gibbs, H.B.Sc., P.Geo.
Senior Mineralogist

Huyun Zhou, Ph.D., P.Geo.
Senior Mineralogist

ACCREDITATION: SGS Minerals Services Lakefield is accredited to the requirements of ISO/IEC 17025 for specific tests as listed on our scope of accreditation, including geochemical, mineralogical and trade mineral tests. To view a list of the accredited methods, please visit the following website and search SGS Canada - Minerals Services - Lakefield: http://palcan.scc.ca/SpecsSearch/GLSearchForm.do.

Method Summary

The Rietveld Method of Mineral Identification by XRD (ME-LR-MIN-MET-MN-D05) method used by SGS Minerals Services is accredited to the requirements of ISO/IEC 17025.

Mineral Identification and Interpretation:

Mineral identification and interpretation involves matching the diffraction pattern of an unknown material to patterns of single-phase reference materials. The reference patterns are compiled by the Joint Committee on Powder Diffraction Standards - International Center for Diffraction Data (JCPDS-ICDD) database and released on software as Powder Diffraction Files (PDF).

Interpretations do not reflect the presence of non-crystalline and/or amorphous compounds, except when internal standards have been added by request. Mineral proportions may be strongly influenced by crystallinity, crystal structure and preferred orientations. Mineral or compound identification and quantitative analysis results should be accompanied by supporting chemical assay data or other additional tests.

Quantitative Rietveld Analysis:

Quantitative Rietveld Analysis is performed by using Topas 4.2 (Bruker AXS), a graphics based profile analysis program built around a non-linear least squares fitting system, to determine the amount of different phases present in a multicomponent sample. Whole pattern analyses are predicated by the fact that the X-ray diffraction pattern is a total sum of both instrumental and specimen factors. Unlike other peak intensity-based methods, the Rietveld method uses a least squares approach to refine a theoretical line profile until it matches the obtained experimental patterns.

Rietveld refinement is completed with a set of minerals specifically identified for the sample. Zero values indicate that the mineral was included in the refinement calculations, but the calculated concentration was less than 0.05wt%. Minerals not identified by the analyst are not included in refinement calculations for specific samples and are indicated with a dash.

DISCLAIMER: This document is issued by the Company under its General Conditions of Service accessible at http://www.sgs.com/en/Terms-and-Conditions.aspx. Attention is drawn to the limitation of liability, indemnification and jurisdiction issues defined therein. Any holder of this document is advised that information contained hereon reflects the Company's findings at the time of its intervention only and within the limits of Client's instructions, if any. The Company's sole responsibility is to its Client and this document does not exonerate parties to a transaction from exercising all their rights and obligations under the transaction documents. Any unauthorized alteration, forgery or falsification of the content or appearance of this document is unlawful and offenders may be prosecuted to the fullest extent of the law.

WARNING: The sample(s) to which the findings recorded herein (the "Findings") relate was(were) drawn and / or provided by the Client or by a third party acting at the Client's direction. The Findings constitute no warranty of the sample's representativeness of any goods and strictly relate to the sample(s). The Company accepts no liability with regard to the origin or source from which the sample(s) is/are said to be extracted.

SGS Minerals
a division of SGS Canada Inc.
P.O. Box 4300, 185 Concession Street, Lakefield, Ontario, Canada K0L 2H0
Tel: (705) 652-2000 Fax: (705) 652-6365 www.sgs.com www.sgs.com/met
Member of the SGS Group (SGS SA)

Summary of Rietveld Quantitative Analysis X-Ray Diffraction Results

Mineral/Compound	GN-AP-MW-20 (89') SEP4503-01 (wt %)	GN-AP-B-1A (69') SEP4503-02 (wt %)	GN-AP-B1A (85') SEP4503-03 (wt %)
Dolomite	100	99.8	99.6
Calcite	-	0.2	-
Quartz	-	-	0.4
TOTAL	100	100	100

Zero values indicate that the mineral was included in the refinement, but the calculated concentration is below a measurable value.

Dashes indicate that the mineral was not identified by the analyst and not included in the refinement calculation for the sample.

The weight percent quantities indicated have been normalized to a sum of 100%.

The quantity of amorphous material has not been determined.

Mineral/Compound	Formula
Dolomite	$CaMg(CO_3)_2$
Calcite	$CaCO_3$
Quartz	SiO_2

GN-AP-MW-20 (89')

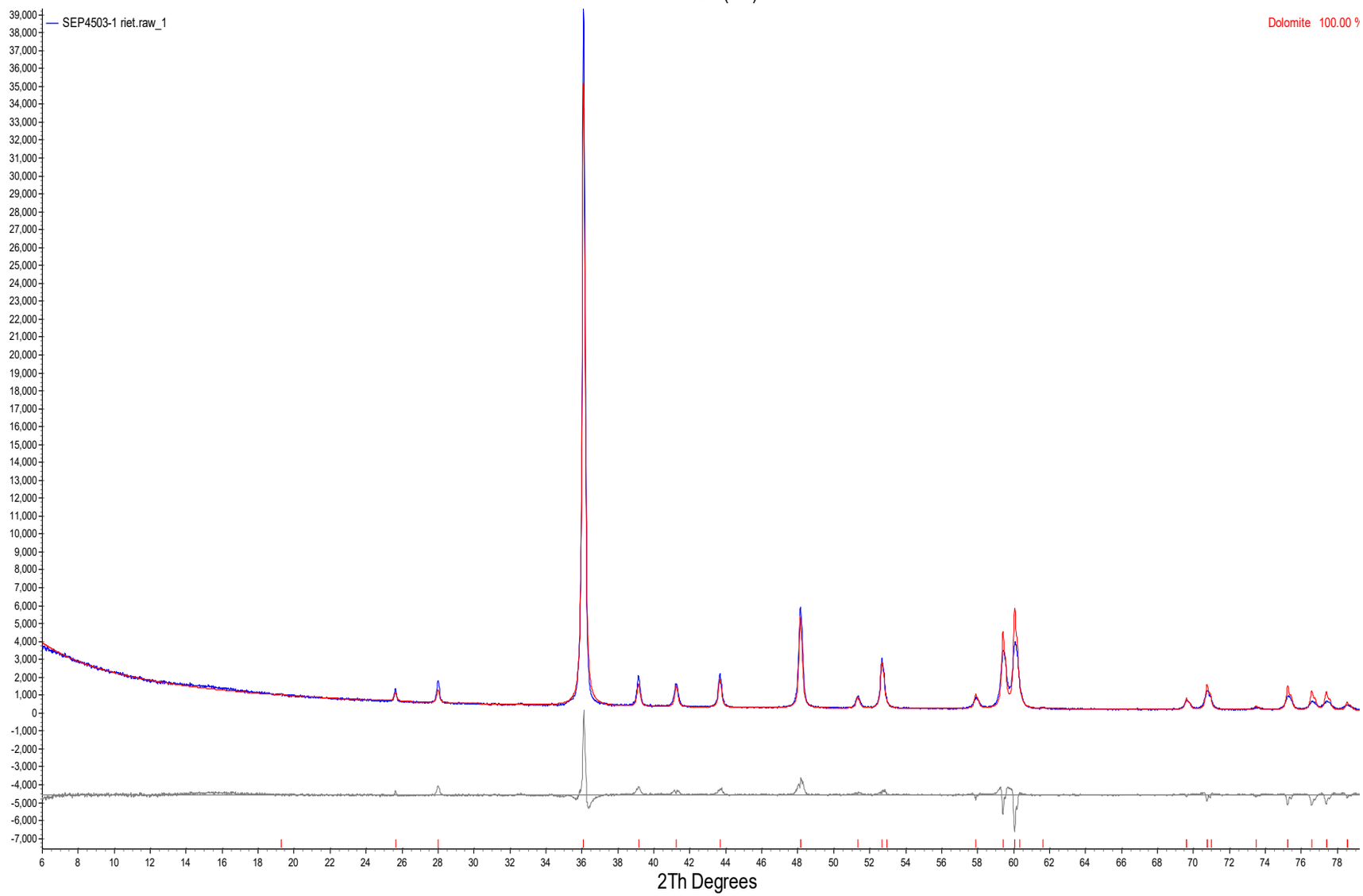

Golder Associates Inc. (APC Gaston)
18177-01/MI4503-SEP20
18-Sep-20

GN-AP-B-1A (69')

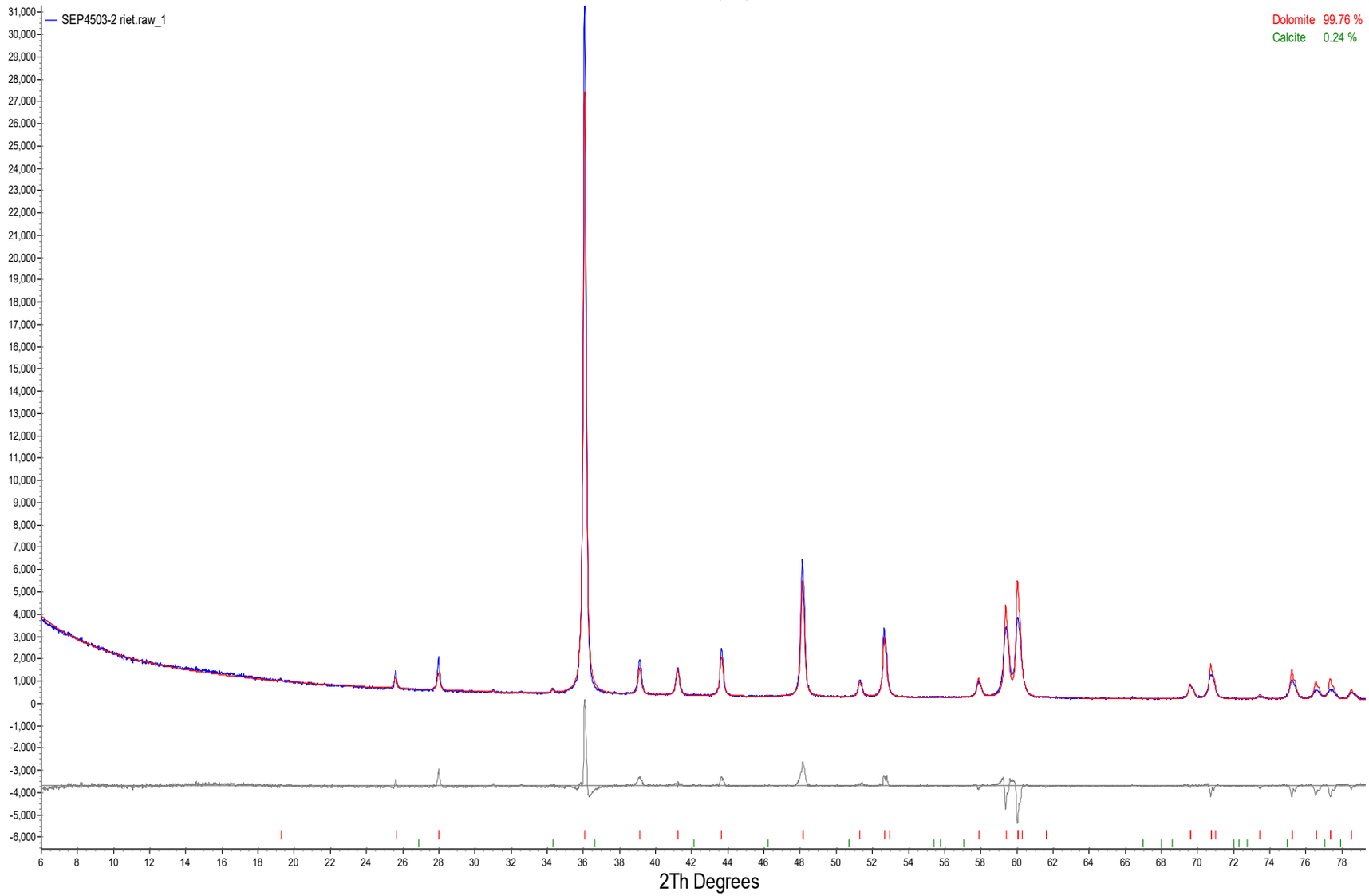

Golder Associates Inc. (APC Gaston)
18177-01/MI4503-SEP20
18-Sep-20

GN-AP-B1A (85')

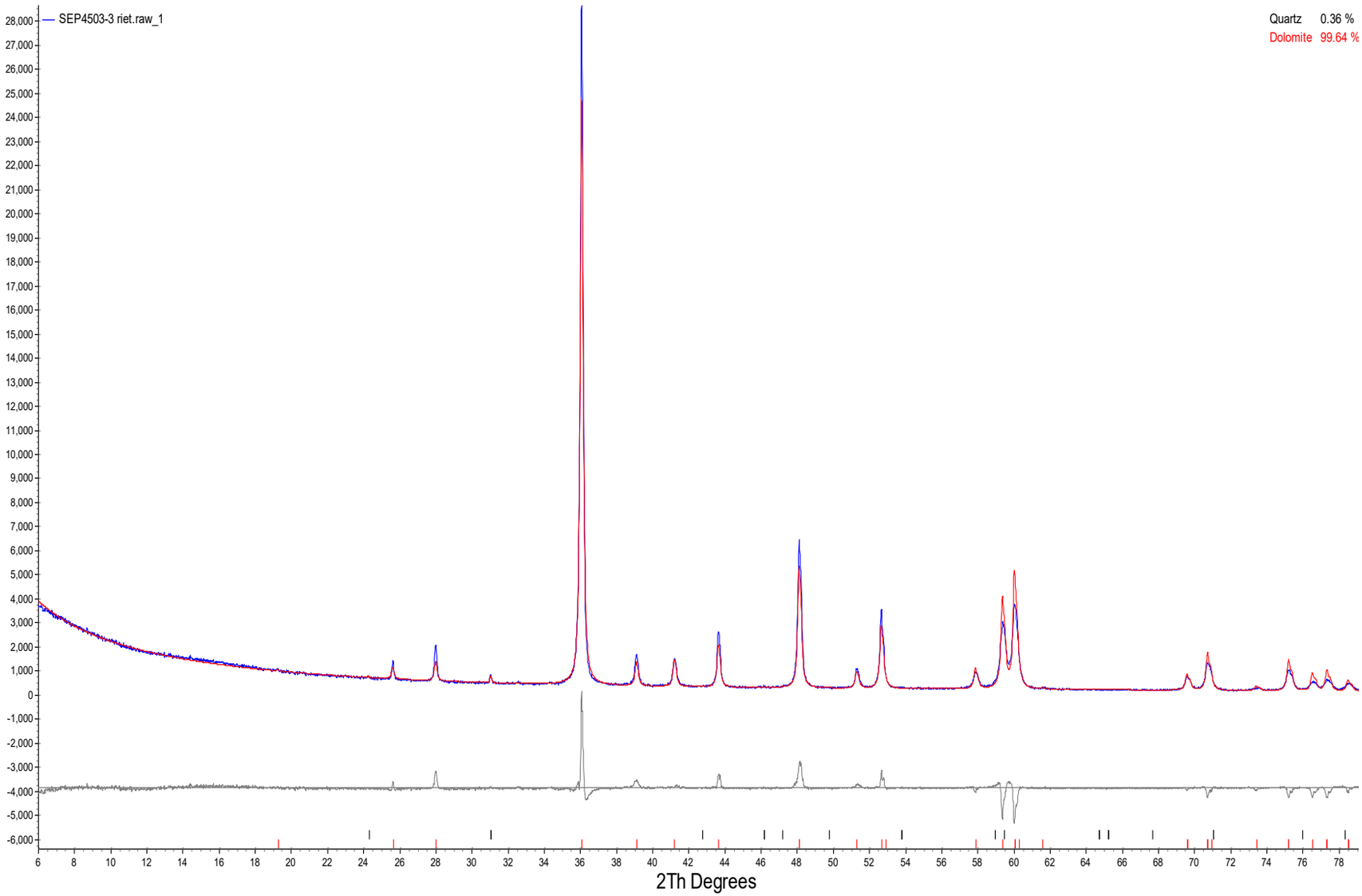

golder.com

Appendix F

MNA Sampling Field Data

Well ID	Designation	pH	ORP (mV)	Conductivity (µS/cm)	DO (mg/L)	Temperature (°C)	Turbidity (NTU)	Depth to Water (feet)
GN-AP-MW-5	Downgradient	7.69	43.4	449.2	5.28	19.03	1.7	4.67
GN-AP-MW-16	Downgradient	7.98	98.3	450.9	0.13	20.21	2.91	18.14
GN-AP-MW-17	Downgradient	9.85	-30.4	842	0.15	18.53	0.17	0.0 - Artesian
GN-AP-MW-20	Downgradient	7.95	-15.7	1233.3	0.14	18.3	0.19	7.32

Alabama Power
General Test Laboratory
744 County Road 87, GSC #8
Calera, AL 35040
205-664-6001

Analytical Report

Alabama Power

Sample Group : WMWGASAP_1266

Project/Site : Gaston Ash Pond
Wilsonville, AL 35186

For : Southern Company Services
3535 Colonnade Parkway
Birmingham, AL 35243

Attention : Brooks, Dyer, Redwine, Mitchell, & Vlassopoulos

Released By : Laura Midkiff
lbmidkif@southernco.com
(205) 664-6197

Alabama Power
General Test Laboratory
744 County Road 87, GSC #8
Calera, AL 35040
(205) 664-6001

March 25, 2020

Dear Dustin Brooks,

Enclosed are the analytical results for sample(s) received by the laboratory on March 06, 2020.
All results reported herein conform to the laboratory's most current Quality Assurance Manual. Results marked with an asterisk conform to the most current applicable TNI/NELAC requirements. Exceptions will be noted in the body of the report.

Laboratory certification ID: E571114
Issued By: State of Florida, Department of Health
Expiration: June 30, 2020

If you have any questions concerning this report, please feel free to contact me.

Sincerely,

Quality Control: Laura Midkiff
Digitally signed by Laura Midkiff
DN: cn=Laura Midkiff, o=Alabama Power Company, ou=Environmental Affairs, email=lbmidkif@southernco.com, c=US
Date: 2020.03.25 14:38:45 -05'00'

Supervision: T. Durant Maske
Digitally signed by T. Durant Maske
DN: cn=T. Durant Maske, o=Alabama Power Company, ou=Environmental Affairs, email=tdmaske@southernco.com, c=US
Date: 2020.03.26 10:19:10 -05'00'

REPORT OF LABORATORY ANALYSIS

**This Certificate states the physical and/or chemical characteristics of the sample as submitted.
This document shall not be reproduced, except in full, without written consent from
Alabama Power's General Test Laboratory.**

Alabama Power
General Test Laboratory
744 County Road 87, GSC #8
Calera, AL 35040

Case Narrative

Alabama Power

Total Metals ICP

Gaston Ash Pond

WMWGASAP_1266

1. This report consists of all MWs and corresponding Lab IDs listed on the Chain of Custody.
2. Refer to comments on Chain of Custody for information regarding sample receipt.
3. All standards and solutions are NIST/ISO/IEC/Guide 34 traceable and were used within their recommended shelf life.

Sample ID	Batch ID	Project ID
BA04681	668451	WMWGASAP_1266
BA04682	668451	WMWGASAP_1266
BA04683	668451	WMWGASAP_1266
BA04684	668451	WMWGASAP_1266
BA04685	668451	WMWGASAP_1266
BA04686	668451	WMWGASAP_1266
BA04687	668451	WMWGASAP_1266

4. All of the above samples were analyzed by EPA 200.7 and prepared by EPA 1638.
5. All samples were prepared and analyzed within the established hold times.
6. All in house quality control procedures were followed, as described below.

General Quality Control Procedures:

- Prior to sample analysis, an initial calibration verification (ICV) was analyzed and all criteria were met.
- Following the ICV, an initial calibration blank (ICB) was analyzed and was below the limit of quantitation for all requested analytes.
- All continued calibration verification (CCV) were within the acceptance criteria for the requested analytes.
- All continued calibration blanks (CCB) were below the limit of quantitation for the requested analytes.
- A preparation method blank and laboratory control sample were digested and analyzed with the samples in each digestion batch.
- All laboratory control sample criteria were met.
- The method blank associated with each digestion batch passed all acceptance criteria for all requested analytes.
- The spectral interference check associated with EPA 200.7 was analyzed and all acceptance criteria were met.
- All sample internal standard criteria were met.
- The high standard readbacks associated with EPA 200.7 were within acceptance criteria.

- It is noted that the QC summary page typically provides the QC results from the original batch analytical sequence. If dilutions were subsequently performed to bring sample concentrations within the calibration range, any additional QC data from the dilution analyses may need to be obtained from the laboratory. Any qualifications applied to original analyses or dilution re-analyses are based upon QC data available at the time of review.

Matrix Specific Quality Control Procedures:

Similarity of matrix and therefore relevance of matrix specific QC results should not be automatically inferred for any sample other than the sample selected for QC.

- A matrix spike and matrix spike duplicate were digested and analyzed with each ICP batch. All acceptance criteria for accuracy were met.
- A matrix spike and matrix spike duplicate were digested and analyzed with each ICP batch. All acceptance criteria for precision were met.

7. The following samples were diluted due to the analyzed sample concentration being greater than the high standard of the calibration curve:

Sample ID	Analyte	Dilution Factor
BA04681	Calcium	10.15
BA04682	Calcium	10.15
BA04683	Calcium	10.15
BA04684	Calcium	10.15
BA04685	Calcium & Magnesium	10.15

8. The raw data results are shown with dilution factors included.

Alabama Power
General Test Laboratory
744 County Road 87, GSC #8
Calera, AL 35040

Case Narrative

Alabama Power

Dissolved Metals ICP

Gaston Ash Pond

WMWGASAP_1266

1. This report consists of all MWs and corresponding Lab IDs listed on the Chain of Custody.
2. Refer to comments on Chain of Custody for information regarding sample receipt.
3. All standards and solutions are NIST/ISO/IEC/Guide 34 traceable and were used within their recommended shelf life.

Sample ID	Batch ID	Project ID
BA04681	668429	WMWGASAP_1266
BA04682	668429	WMWGASAP_1266
BA04683	668429	WMWGASAP_1266
BA04684	668429	WMWGASAP_1266
BA04685	668429	WMWGASAP_1266

4. All of the above samples were analyzed and prepared by EPA 200.7 for dissolved analysis.
5. All samples were prepared and analyzed within the established hold times.
6. All in house quality control procedures were followed, as described below.

General Quality Control Procedures:

- Prior to sample analysis, an initial calibration verification (ICV) was analyzed and all criteria were met.
- Following the ICV, an initial calibration blank (ICB) was analyzed and was below the limit of quantitation for all requested analytes.
- All continued calibration verification (CCV) were within the acceptance criteria for the requested analytes.
- All continued calibration blanks (CCB) were below the limit of quantitation for the requested analytes.
- Due to no filtered method blank (MB) or laboratory control sample (LCS) submitted with the sample set, an unfiltered MB and LCS were analyzed with the samples in each batch
- All laboratory control sample criteria were met.
- The method blank associated with each batch passed all acceptance criteria for all requested analytes.
- The spectral interference check associated with EPA 200.7 was analyzed and all acceptance criteria were met.
- All sample internal standard criteria were met.
- The high standard readbacks associated with EPA 200.7 were within acceptance criteria.
- It is noted that the QC summary page typically provides the QC results from the original batch analytical sequence. If dilutions were subsequently performed to bring sample concentrations within the calibration range, any additional QC data from the dilution analyses may need to be obtained from the laboratory. Any qualifications applied to original analyses or dilution re-analyses are based upon QC data available at the time of review.

Matrix Specific Quality Control Procedures

Similarity of matrix and therefore relevance of matrix specific QC results should not be automatically inferred for any sample other than the sample selected for QC.

- A matrix spike and matrix spike duplicate were analyzed with each ICP batch. All acceptance criteria for accuracy were met.
- A matrix spike and matrix spike duplicate were analyzed with each ICP batch. All acceptance criteria for precision were met.

7. All samples were analyzed without a dilution factor.

8. The raw data results are shown with dilution factors included.

Alabama Power
General Test Laboratory
744 County Road 87, GSC #8
Calera, AL 35040

Case Narrative

Alabama Power

Total Metals ICPMS

Gaston Ash Pond

WMWGASAP_1266

1. This report consists of all MWs and corresponding Lab IDs listed on the Chain of Custody.
2. Refer to comments on Chain of Custody for information regarding sample receipt.
3. All standards and solutions are NIST/ISO/IEC/Guide 34 traceable and were used within their recommended shelf life.

Sample ID	Batch ID	Project ID
BA04681	668322	WMWGASAP_1266
BA04682	668322	WMWGASAP_1266
BA04683	668322	WMWGASAP_1266
BA04684	668322	WMWGASAP_1266
BA04685	668322	WMWGASAP_1266
BA04686	668322	WMWGASAP_1266
BA04687	668322	WMWGASAP_1266

4. All of the above samples were analyzed by EPA 200.8 and prepared by EPA 1638.
5. All samples were prepared and analyzed within the established hold times.
6. All in house quality control procedures were followed, as described below.

General Quality Control Procedures:

- All tune and calibration met criteria for all requested analytes.
- Prior to sample analysis, an initial calibration verification (ICV) was analyzed and all criteria were met.
- Following the ICV, an initial calibration blank (ICB) was analyzed and was below the limit of quantitation for all requested analytes.
- All continued calibration verification (CCV) were within the acceptance criteria for the requested analytes.
- All continued calibration blanks (CCB) were below the limit of quantitation for the requested analytes.
- A preparation method blank and laboratory control sample were digested and analyzed with the samples in each digestion batch.
- All laboratory control sample criteria were met.
- The method blank associated with each digestion batch passed all acceptance criteria for all requested analytes.
- The interference check samples associated with EPA 200.8 were analyzed and passed for all requested analytes.
- All sample internal standard criteria were met.

Matrix Specific Quality Control Procedures

Similarity of matrix and therefore relevance of matrix specific QC results should not be automatically inferred for any sample other than the sample selected for QC.

- A matrix spike and matrix spike duplicate were digested and analyzed with each ICPMS batch. All acceptance criteria for accuracy were met.
- A matrix spike and matrix spike duplicate were digested and analyzed with each ICPMS batch. All acceptance criteria for precision were met.

7. The following sample was diluted due to the analyzed sample concentration being greater than the high standard of the calibration curve:

Sample ID	Analyte	Dilution Factor
BA04683	Molybdenum	5.075

8. The raw data results are shown with dilution factors included.

Alabama Power
General Test Laboratory
744 County Road 87, GSC #8
Calera, AL 35040

Case Narrative

Alabama Power

Dissolved Metals ICPMS

Gaston Ash Pond

WMWGASAP_1266

1. This report consists of all MWs and corresponding Lab IDs listed on the Chain of Custody.
2. Refer to comments on Chain of Custody for information regarding sample receipt.
3. All standards and solutions are NIST/ISO/IEC/Guide 34 traceable and were used within their recommended shelf life.

Sample ID	Batch ID	Project ID
BA04681	668295	WMWGASAP_1266
BA04682	668295	WMWGASAP_1266
BA04683	668295	WMWGASAP_1266
BA04684	668295	WMWGASAP_1266
BA04685	668295	WMWGASAP_1266

4. All of the above samples were analyzed and prepared by EPA 200.8 for dissolved analysis.
5. All samples were prepared and analyzed within the established hold times.
6. All in house quality control procedures were followed, as described below.

General Quality Control Procedures:

- All tune and calibration met criteria for all requested analytes.
- Prior to sample analysis, an initial calibration verification (ICV) was analyzed and all criteria were met.
- Following the ICV, an initial calibration blank (ICB) was analyzed and was below the limit of quantitation for all requested analytes.
- All continued calibration verification (CCV) were within the acceptance criteria for the requested analytes.
- All continued calibration blanks (CCB) were below the limit of quantitation for the requested analytes.
- Due to no filtered method blank (MB) or laboratory control sample (LCS) submitted with the sample set, an unfiltered MB and LCS were analyzed with the samples in each batch.
- All laboratory control sample criteria were met.
- The method blank associated with each preparation batch passed all acceptance criteria for all requested analytes.
- The interference check samples associated with EPA 200.8 were analyzed and passed for all requested analytes.
- All sample internal standard criteria were met.

Matrix Specific Quality Control Procedures

Similarity of matrix and therefore relevance of matrix specific QC results should not be automatically inferred for any sample other than the sample selected for QC.

- A matrix spike and matrix spike duplicate were analyzed with each ICPMS batch. All acceptance criteria for accuracy were met.
- A matrix spike and matrix spike duplicate were analyzed with each ICPMS batch. All acceptance criteria for precision were met.

7. The following sample was diluted due to the analyzed sample concentration being greater than the high standard of the calibration curve:

Sample ID	**Analyte**	**Dilution Factor**
BA04683	Molybdenum	5.075

8. The raw data results are shown with dilution factors included.

Alabama Power
General Test Laboratory
744 County Road 87, GSC #8
Calera, AL 35040

Case Narrative

Alabama Power

Anions

Gaston Ash Pond

WMWGASAP_1266

1. This report consists of all MWs and corresponding Lab IDs listed on the Chain of Custody.
2. Refer to comments on Chain of Custody for information regarding sample receipt.
3. All standards and solutions are NIST/ISO/IEC/Guide 34 traceable and were used within their recommended shelf life.

Sample ID	Batch ID	Project ID
BA04681	668150, 668183, & 668146	WMWGASAP_1266
BA04682	668150, 668183, & 668146	WMWGASAP_1266
BA04683	668150, 668183, & 668146	WMWGASAP_1266
BA04684	668150, 668183, & 668146	WMWGASAP_1266
BA04685	668150, 668183, & 668146	WMWGASAP_1266
BA04686	668150, 668183, & 668146	WMWGASAP_1266
BA04687	668150, 668183, & 668146	WMWGASAP_1266

4. All of the above samples were analyzed and prepared by SM4500 Cl E, SM4500 F G, and SM4500 SO4 E.
5. All samples were prepared and analyzed within the established hold times.
6. All in house quality control procedures were followed, as described below.

General Quality Control Procedures:

- All calibration met criteria for the requested analyte.
- Prior to sample analysis, an initial calibration verification (ICV), and all criteria were met.
- Prior to sample analysis, an initial calibration blank (ICB) was analyzed and was below the method detection limit for the requested analyte.
- All continued calibration verification (CCV) were within the acceptance criteria for the requested analyte.
- All continued calibration blanks (CCB) were below the limit of quantitation for the requested analyte.
- It is noted that the QC summary page typically provides the QC results from the original batch analytical sequence. If dilutions were subsequently performed to bring sample concentrations within the calibration range, any additional QC data from the dilution analyses may need to be obtained from the laboratory. Any qualifications applied to original analyses or dilution re-analyses are based upon QC data available at the time of review.

Matrix Specific Quality Control Procedures:

Similarity of matrix and therefore relevance of matrix specific QC results should not be automatically inferred for any sample other than the sample selected for QC.

- A matrix spike was analyzed with each batch. Acceptance criteria for accuracy were met.
- A sample duplicate was analyzed with each batch. Acceptance criteria for precision were met.

7. The following samples were diluted due to the analyzed sample concentration being greater than the high standard of the calibration curve:

Sample ID	Analyte	Dilution Factor
BA04681	Sulfate	2
BA04682	Sulfate	20
BA04683	Chloride & Sulfate	2 & 80
BA04684	Sulfate	20
BA04685	Sulfate	100

8. The raw data results are shown with dilution factors included.

Alabama Power
General Test Laboratory
744 County Road 87, GSC #8
Calera, AL 35040

Case Narrative

Alabama Power

Alkalinity

Gaston Ash Pond

WMWGASAP_1266

1. This report consists of all MWs and corresponding Lab IDs listed on the Chain of Custody.
2. Refer to comments on Chain of Custody for information regarding sample receipt.
3. All standards and solutions are NIST/ISO/IEC/Guide 34 traceable and were used within their recommended shelf life.

Sample ID	Batch ID	Project ID
BA04681	668205 & 668206	WMWGASAP_1266
BA04682	668205 & 668206	WMWGASAP_1266
BA04683	668205 & 668206	WMWGASAP_1266
BA04684	668205 & 668206	WMWGASAP_1266
BA04685	668205 & 668206	WMWGASAP_1266

4. All of the above samples were analyzed by Standard Method 2320B.
5. All samples were analyzed within the established hold times.
6. All in house quality control procedures were followed, as described below.

General Quality Control Procedures:

- An initial pH check was analyzed with each batch. The acceptance criteria were met.
- A final pH check was analyzed with each batch. The acceptance criteria were met.
- An alkalinity laboratory control sample was analyzed with each batch. Range criteria of within 10% of true value was met.
- An alkalinity sample duplicate was analyzed with each batch. Precision criteria less than 10 RPD was met.

Alabama Power
General Test Laboratory
744 County Road 87, GSC #8
Calera, AL 35040

Case Narrative

Alabama Power

Total Organic Carbon by High Temperature Combustion

Gaston Ash Pond

WMWGASAP_1266

1. This report consists of all MWs and corresponding Lab IDs listed on the Chain of Custody.
2. Refer to comments on Chain of Custody for information regarding sample receipt.
3. All standards and solutions are NIST/ISO/IEC/Guide 34 traceable and were used within their recommended shelf life.

Sample ID	Batch ID	Project ID
BA04681	669102	WMWGASAP_1266
BA04682	669102	WMWGASAP_1266
BA04683	669102	WMWGASAP_1266
BA04684	669102	WMWGASAP_1266
BA04685	669102	WMWGASAP_1266
BA04686	669102	WMWGASAP_1266
BA04687	669102	WMWGASAP_1266

4. All of the above samples were analyzed by Standard Method 5310B.
5. All samples were analyzed within the established hold times.
6. All in house quality control procedures were followed, as described below.

General Quality Control Procedures:

- All calibration criteria was met.
- Prior to sample analysis, an initial calibration verification (ICV) was analyzed and met all criteria.
- Prior to sample analysis, an initial calibration blank (ICB) was analyzed and were <1/2RL.
- All continued calibration verification (CCV) were within the acceptance range.
- All continued calibration blanks (CCB) were <1/2RL.
- Matrix Specific QC:
    - A sample duplicate was run and criteria for precision was met.
    - A matrix spike was run and criteria for accuracy was met.

7. All samples were analyzed without a dilution factor.

Alabama Power
General Test Laboratory
744 County Road 87, GSC #8
Calera, AL 35040

Case Narrative

Alabama Power

Nitrate/Nitrite, Nitrite, and ortho-Phosphate

Gaston Ash Pond

WMWGASAP_1266

1. This report consists of all MWs and corresponding Lab IDs listed on the Chain of Custody.
2. Refer to comments on Chain of Custody for information regarding sample receipt.
3. All standards and solutions are NIST/ISO/IEC/Guide 34 traceable and were used within their recommended shelf life.

Sample ID	Batch ID	Project ID
BA04681	668163, 668162, & 668164	WMWGASAP_1266
BA04682	668163, 668162, & 668164	WMWGASAP_1266
BA04683	668163, 668162, & 668164	WMWGASAP_1266
BA04684	668163, 668162, & 668164	WMWGASAP_1266
BA04685	668163, 668162, & 668164	WMWGASAP_1266
BA04686	668163, 668162, & 668164	WMWGASAP_1266
BA04687	668163, 668162, & 668164	WMWGASAP_1266

4. All of the above samples were analyzed by NO_x and NO_2 by EPA 353.2 and PO_4 by SM 4500P-F.
5. All samples were prepared and analyzed within the established hold times.
6. All in house quality control procedures were followed, as described below.

General Quality Control Procedures:

- Water baseline report was run and met criteria.
- All calibration met criteria for the requested analytes.
- Prior to sample analysis, an initial calibration verification (ICV) was analyzed and met all criteria.
- All continued calibration verification (CCV) were within the acceptance criteria.

EPA 353.2 Specific QC:

- For NO_x: Prior to sample analysis, Cadmium coil reduction efficiency check met criteria.
- Prior to sample analysis, an initial calibration blank (ICB) was analyzed and were below limit of detection.
- All continued calibration blanks (CCB) were below the limit of detection.
- Matrix Specific QC:
    - A sample duplicate was run and criteria for precision was met.
    - A matrix spike was run and criteria for accuracy was met.

SM 4500P-F Specific QC:

- Prior to sample analysis, an initial calibration blank (ICB) was analyzed and was below half the limit of quantitation.
- All continued calibration blanks (CCB) were below half the limit of quantitation.
- Matrix Specific QC:
    - A matrix spike was run and criteria for accuracy was met. A matrix spike duplicate was run and was outside the criteria for accuracy.
    - A matrix spike and matrix spike duplicate were run and criteria for precision was not met.

7. All samples were analyzed without a dilution factor.
8. The raw data results are shown with dilution factors included.

Alabama Power
General Test Laboratory
744 County Road 87, GSC #8
Calera, AL 35040

Certificate Of Analysis

Alabama Power

Description: Gaston Ash Pond - GN-AP-MW-5

Location Code: WMWGASAP
Collected: 3/5/20 16:30
Customer ID:
Submittal Date: 3/6/20 08:22

Laboratory ID Number: BA04681

Name	Prepared	Analyzed	Vio Spec	DF	Results	Units	MDL	RL	Q
Analytical Method: EPA 200.7	***Analyst: RDA***				***Preparation Method: EPA 1638***				
* Boron, Total	3/11/20 10:00	3/12/20 10:27		1.015	0.877	mg/L	0.03	0.1	
* Calcium, Total	3/11/20 10:00	3/12/20 11:01		10.15	50.5	mg/L	1.015	5.075	
Silicon, Total	3/11/20 10:00	3/12/20 10:27		1.015	3.63	mg/L	0.03	0.3	
* Iron, Total	3/11/20 10:00	3/12/20 10:27		1.015	Not Detected	mg/L	0.02	0.05	U
* Lithium, Total	3/11/20 10:00	3/12/20 10:27		1.015	0.0111	mg/L	0.01	0.02	J
* Magnesium, Total	3/11/20 10:00	3/12/20 10:27		1.015	19.4	mg/L	0.1	0.5	
Silica, Total (calc.)	3/11/20 10:00	3/12/20 10:27		1	7.77	mg/L			
* Sodium, Total	3/11/20 10:00	3/12/20 10:27		1.015	9.71	mg/L	0.1	0.5	
Analytical Method: EPA 200.7	***Analyst: RDA***								
* Iron, Dissolved	3/11/09 09:30	3/12/20 09:54		1.015	Not Detected	mg/L	0.02	0.05	U
Analytical Method: EPA 200.8	***Analyst: DLJ***				***Preparation Method: EPA 1638***				
* Antimony, Total	3/6/20 10:20	3/6/20 17:29		1.015	Not Detected	mg/L	0.0008	0.003	U
* Arsenic, Total	3/6/20 10:20	3/6/20 17:29		1.015	Not Detected	mg/L	0.001	0.005	U
* Aluminum, Total	3/6/20 10:20	3/6/20 17:29		1.015	0.0676	mg/L	0.02	0.06	
* Barium, Total	3/6/20 10:20	3/6/20 17:29		1.015	0.0245	mg/L	0.002	0.01	
* Beryllium, Total	3/6/20 10:20	3/6/20 17:29		1.015	Not Detected	mg/L	0.0006	0.003	U
* Cadmium, Total	3/6/20 10:20	3/6/20 17:29		1.015	Not Detected	mg/L	0.0003	0.001	U
* Chromium, Total	3/6/20 10:20	3/6/20 17:29		1.015	Not Detected	mg/L	0.002	0.01	U
* Cobalt, Total	3/6/20 10:20	3/6/20 17:29		1.015	Not Detected	mg/L	0.002	0.005	U
* Lead, Total	3/6/20 10:20	3/6/20 17:29		1.015	Not Detected	mg/L	0.001	0.005	U
* Molybdenum, Total	3/6/20 10:20	3/6/20 17:29		1.015	0.0547	mg/L	0.002	0.01	
* Manganese, Total	3/6/20 10:20	3/6/20 17:29		1.015	Not Detected	mg/L	0.001	0.005	U
* Potassium, Total	3/6/20 10:20	3/6/20 17:29		1.015	2.62	mg/L	0.3	2.5	
* Selenium, Total	3/6/20 10:20	3/6/20 17:29		1.015	Not Detected	mg/L	0.002	0.01	U
* Thallium, Total	3/6/20 10:20	3/6/20 17:29		1.015	Not Detected	mg/L	0.0002	0.001	U
Analytical Method: EPA 200.8	***Analyst: DLJ***								
* Antimony, Dissolved	3/6/20 11:30	3/6/20 16:57		1.015	Not Detected	mg/L	0.0008	0.003	U
* Aluminum, Dissolved	3/6/20 11:30	3/6/20 16:57		1.015	Not Detected	mg/L	0.02	0.06	U
* Arsenic, Dissolved	3/6/20 11:30	3/6/20 16:57		1.015	Not Detected	mg/L	0.001	0.005	U
* Beryllium, Dissolved	3/6/20 11:30	3/6/20 16:57		1.015	Not Detected	mg/L	0.0006	0.003	U

MDL's and RL's are adjusted for sample dilution, as applicable

Comments: The client submitted filtered samples for dissolved analysis, but no MB or LCS were submitted. Therefore, dissolved data is qualified. Precision and MSD Recovery for Ortho-phosphate are outside of the specification limits. LBM 3/25/2020

Alabama Power
General Test Laboratory
744 County Road 87, GSC #8
Calera, AL 35040

Certificate Of Analysis

Alabama Power

Description: Gaston Ash Pond - GN-AP-MW-5

Location Code: WMWGASAP
Collected: 3/5/20 16:30
Customer ID:
Submittal Date: 3/6/20 08:22

Laboratory ID Number: BA04681

Name	Prepared	Analyzed	Vio Spec	DF	Results	Units	MDL	RL	Q
* Cadmium, Dissolved	3/6/20 11:30	3/6/20 16:57		1.015	Not Detected	mg/L	0.0003	0.001	U
* Chromium, Dissolved	3/6/20 11:30	3/6/20 16:57		1.015	Not Detected	mg/L	0.002	0.01	U
* Cobalt, Dissolved	3/6/20 11:30	3/6/20 16:57		1.015	Not Detected	mg/L	0.002	0.005	U
* Lead, Dissolved	3/6/20 11:30	3/6/20 16:57		1.015	Not Detected	mg/L	0.001	0.005	U
* Molybdenum, Dissolved	3/6/20 11:30	3/6/20 16:57		1.015	0.0576	mg/L	0.002	0.01	
* Manganese, Dissolved	3/6/20 11:30	3/6/20 16:57		1.015	Not Detected	mg/L	0.001	0.005	U
* Selenium, Dissolved	3/6/20 11:30	3/6/20 16:57		1.015	Not Detected	mg/L	0.002	0.01	U
* Thallium, Dissolved	3/6/20 11:30	3/6/20 16:57		1.015	Not Detected	mg/L	0.0002	0.001	U
Analytical Method: EPA 353.2	***Analyst: CES***								
* Nitrogen, Nitrate/Nitrite	3/6/20 12:20	3/6/20 12:20		1	1.04	mg/L as N	0.20	0.3	
Nitrogen, Nitrate (calc.)	3/6/20 14:50	3/6/20 14:50		1	1.04	mg/L as N			
Nitrogen, Nitrite	3/6/20 14:50	3/6/20 14:50		1	Not Detected	mg/L as N	0.20	0.3	U
Analytical Method: SM 2320 B	***Analyst: JAG***								
Alkalinity, Total as CaCO3	3/9/20 13:05	3/9/20 13:34		1	160	mg/L		0.1	
Analytical Method: SM 4500CO2 D	***Analyst: JAG***								
Bicarbonate Alkalinity, (calc.)	3/9/20 13:05	3/9/20 13:34		1	159	mg/L			
Carbonate Alkalinity, (calc.)	3/9/20 13:05	3/9/20 13:34		1	0.54	mg/L			
Analytical Method: SM 4500PF-OP	***Analyst: CES***								
Ortho Phosphate	3/6/20 14:08	3/6/20 14:08		1	Not Detected	mg/L as P	0.010	0.03	U
Analytical Method: SM 5310 B	***Analyst: HRG***								
* Total Organic Carbon	3/19/20 11:35	3/19/20 11:35		1	Not Detected	mg/L	1.00	2	U
Analytical Method: SM4500Cl E	***Analyst: JCC***								
* Chloride	3/6/20 14:27	3/6/20 14:27		1	19.7	mg/L	0.50	1	
Analytical Method: SM4500F G 2017	***Analyst: JCC***								
* Fluoride	3/9/20 11:54	3/9/20 11:54		1	0.0868	mg/L	0.05	0.1	J
Analytical Method: SM4500SO4 E	***Analyst: JCC***								
* Sulfate	3/6/20 10:17	3/6/20 10:17		2	41.9	mg/L	1.00	2	

MDL's and RL's are adjusted for sample dilution, as applicable

Comments: The client submitted filtered samples for dissolved analysis, but no MB or LCS were submitted. Therefore, dissolved data is qualified. Precision and MSD Recovery for Ortho-phosphate are outside of the specification limits. LBM 3/25/2020

Alabama Power
General Test Laboratory
744 County Road 87, GSC #8
Calera, AL 35040

Batch QC Summary

Alabama Power

Customer Account: WMWGASAP
Sample Date: 3/5/20 16:30
Customer ID:
Delivery Date: 3/6/20 08:22

Description: Gaston Ash Pond - GN-AP-MW-5

Laboratory ID Number: BA04681

Sample	Analysis	Units	MB	MB Limit	Spike	MS	MSD	Standard	Standard Limit	Rec	Rec Limit	Prec	Prec Limit
BA04687	Calcium, Total	mg/L	-0.00119	0.1518	5.00	5.03	4.92	5.05	4.25 to 5.75	101	70 to 130	2.21	20
BA04681	Ortho Phosphate	mg/L as P	0.001	0.015	0.250	0.249	0.306	0.245	0.225 to 0.275	99.6	80 to 120	20.5	10
BA04687	Barium, Total	mg/L	-0.00000416	0.0002	0.10	0.0958	0.0957	0.0938	0.085 to 0.115	95.8	70 to 130	0.104	20
BA04687	Thallium, Total	mg/L	0.00000004	0.0001474	0.10	0.105	0.106	0.106	0.085 to 0.115	105	70 to 130	0.948	20
BA04685	Molybdenum, Dissolved	mg/L	0.00000543	0.0001474	0.10	0.875	0.884	0.0950	0.085 to 0.115	116	70 to 130	1.02	20
BA04685	Thallium, Dissolved	mg/L	0.00000256	0.0001474	0.10	0.100	0.105	0.107	0.085 to 0.115	100	70 to 130	4.88	20
BA04687	Sodium, Total	mg/L	0.00146	0.044	5.00	4.87	4.76	4.95	4.25 to 5.75	97.4	70 to 130	2.28	20
BA04687	Lithium, Total	mg/L	-0.000271	0.0154	0.20	0.190	0.186	0.192	0.17 to 0.23	95.0	70 to 130	2.13	20
BA04687	Magnesium, Total	mg/L	-0.000918	0.0462	5.00	4.99	4.89	5.01	4.25 to 5.75	99.8	70 to 130	2.02	20
BA04687	Manganese, Total	mg/L	0.0000131	0.0001474	0.10	0.101	0.102	0.101	0.085 to 0.115	101	70 to 130	0.985	20
BA04687	Silicon, Total	mg/L	-0.000527	0.044	1.00	1.03	1.01	1.02	0.850 to 1.15	103	70 to 130	1.96	20
BA04687	Total Organic Carbon	mg/L	0.40	1.00	10.0	10.3	10.4	10.3	9 to 11	103	80 to 120	0.966	20
BA04685	Arsenic, Dissolved	mg/L	0.00000431	0.0001474	0.10	0.103	0.103	0.102	0.085 to 0.115	99.1	70 to 130	0.00	20
BA04685	Cobalt, Dissolved	mg/L	-0.00000077	0.0001474	0.10	0.0930	0.0927	0.0982	0.085 to 0.115	93.0	70 to 130	0.323	20
BA04685	Iron, Dissolved	mg/L	0.000339	0.0176	0.2	0.210	0.213	0.203	0.17 to 0.23	105	70 to 130	1.42	20
BA04687	Arsenic, Total	mg/L	-0.00000270	0.0001474	0.10	0.103	0.102	0.102	0.085 to 0.115	103	70 to 130	0.976	20
BA04687	Beryllium, Total	mg/L	0.0000561	0.00088	0.10	0.101	0.0992	0.0987	0.085 to 0.115	101	70 to 130	1.80	20
BA04685	Cadmium, Dissolved	mg/L	0.0000113	0.0001474	0.10	0.0928	0.0937	0.101	0.085 to 0.115	92.8	70 to 130	0.965	20
BA04685	Antimony, Dissolved	mg/L	0.000150	0.00066	0.10	0.0947	0.0938	0.0912	0.085 to 0.115	94.7	70 to 130	0.955	20
BA04687	Potassium, Total	mg/L	0.000225	0.3674	10.0	9.80	9.76	9.71	8.5 to 11.5	98.0	70 to 130	0.409	20
BA04685	Aluminum, Dissolved	mg/L	-0.000338	0.0088	0.10	0.0911	0.0913	0.0929	0.085 to 0.115	91.1	70 to 130	0.219	20
BA04685	Beryllium, Dissolved	mg/L	0.0000614	0.00088	0.10	0.0966	0.101	0.1000	0.085 to 0.115	96.6	70 to 130	4.45	20
BA04685	Lead, Dissolved	mg/L	0.00000140	0.0001474	0.10	0.100	0.103	0.105	0.085 to 0.115	100	70 to 130	2.96	20
BA04685	Selenium, Dissolved	mg/L	0.0000811	0.00066	0.10	0.0952	0.0987	0.101	0.085 to 0.115	95.2	70 to 130	3.61	20

Comments: The client submitted filtered samples for dissolved analysis, but no MB or LCS were submitted. Therefore, dissolved data is qualified. Precision and MSD Recovery for Ortho-phosphate are outside of the specification limits. LBM 3/25/2020

Reported: 3/25/2020
Version: 3.1
COA_CCR

Alabama Power
General Test Laboratory
744 County Road 87, GSC #8
Calera, AL 35040

Batch QC Summary

Alabama Power

Customer Account: WMWGASAP
Sample Date: 3/5/20 16:30
Customer ID:
Delivery Date: 3/6/20 08:22

Description: Gaston Ash Pond - GN-AP-MW-5

Laboratory ID Number: BA04681

Sample	Analysis	Units	MB	MB Limit	Spike	MS	MSD	Standard	Standard Limit	Rec	Rec Limit	Prec	Prec Limit
BA04687	Boron, Total	mg/L	0.00148	0.0650254	1.00	0.984	0.964	0.983	0.85 to 1.15	98.4	70 to 130	2.05	20
BA04687	Chromium, Total	mg/L	0.0000244	0.00044	0.10	0.101	0.101	0.101	0.085 to 0.115	101	70 to 130	0.00	20
BA04687	Iron, Total	mg/L	0.0000666	0.0176	0.2	0.200	0.196	0.200	0.17 to 0.23	100	70 to 130	2.02	20
BA04687	Lead, Total	mg/L	-0.00000052	0.0001474	0.10	0.104	0.104	0.103	0.085 to 0.115	104	70 to 130	0.00	20
BA04687	Selenium, Total	mg/L	0.000108	0.00066	0.10	0.0999	0.0995	0.101	0.085 to 0.115	99.9	70 to 130	0.401	20
BA04685	Chromium, Dissolved	mg/L	-0.0000109	0.00044	0.10	0.0973	0.0961	0.103	0.085 to 0.115	97.3	70 to 130	1.24	20
BA04685	Manganese, Dissolved	mg/L	0.00000596	0.0001474	0.10	0.100	0.0989	0.104	0.085 to 0.115	97.3	70 to 130	1.11	20
BA04687	Aluminum, Total	mg/L	0.000215	0.0088	0.10	0.0939	0.0938	0.0945	0.085 to 0.115	93.9	70 to 130	0.107	20
BA04687	Cadmium, Total	mg/L	0.00000371	0.0001474	0.10	0.0985	0.0985	0.0990	0.085 to 0.115	98.5	70 to 130	0.00	20
BA04687	Cobalt, Total	mg/L	-0.00000117	0.0001474	0.10	0.0961	0.0975	0.0963	0.085 to 0.115	96.1	70 to 130	1.45	20
BA04687	Molybdenum, Total	mg/L	0.0000343	0.0001474	0.10	0.0920	0.0941	0.0917	0.085 to 0.115	92.0	70 to 130	2.26	20
BA04687	Antimony, Total	mg/L	0.000155	0.00066	0.10	0.0912	0.0921	0.0905	0.085 to 0.115	91.2	70 to 130	0.982	20

Comments: The client submitted filtered samples for dissolved analysis, but no MB or LCS were submitted. Therefore, dissolved data is qualified. Precision and MSD Recovery for Ortho-phosphate are outside of the specification limits. LBM 3/25/2020

Reported: 3/25/2020
Version: 3.1
COA_CCR

Alabama Power
General Test Laboratory
744 County Road 87, GSC #8
Calera, AL 35040

Alabama Power

Batch QC Summary

Customer Account: WMWGASAP
Sample Date: 3/5/20 16:30
Customer ID:
Delivery Date: 3/6/20 08:22

Description: Gaston Ash Pond - GN-AP-MW-5

Laboratory ID Number: BA04681

Sample	Analysis	Units	MB	MB Limit	Spike	MS	Sample Duplicate	Standard	Standard Limit	Rec	Rec Limit	Prec	Prec Limit
BA04687	Fluoride	mg/L	0.037	0.05	2.50	2.49	0.0342	2.55	2.25 to 2.75	99.6	80 to 120	0.00	20
BA04685	Alkalinity, Total as CaCO3	mg/L					51.2	51.6	45.0 to 55.0			8.98	10
BA04687	Chloride	mg/L	0.0201	0.50	10.0	9.73	0.224	10.3	9 to 11	97.3	80 to 120	0.00	20
BA04687	Sulfate	mg/L	-0.749	0.50	20.0	17.8	-1.14	18.3	18 to 22	89.0	80 to 120	0.00	20
BA04681	Nitrogen, Nitrite	mg/L as N	-0.003	0.20	0.500	0.526	-0.003	0.760	0.675 to 0.825	105	90 to 110	0.00	15
BA04681	Nitrogen, Nitrate/Nitrite	mg/L as N	0.00	0.20	2.00	2.99	1.04	2.14	1.8 to 2.2	97.5	90 to 110	0.00	15

Comments: The client submitted filtered samples for dissolved analysis, but no MB or LCS were submitted. Therefore, dissolved data is qualified. Precision and MSD Recovery for Ortho-phosphate are outside of the specification limits. LBM 3/25/2020

Alabama Power
General Test Laboratory
744 County Road 87, GSC #8
Calera, AL 35040

Certificate Of Analysis

Alabama Power

Description: Gaston Ash Pond - GN-AP-MW-16

Location Code: WMWGASAP
Collected: 3/5/20 13:05
Customer ID:
Submittal Date: 3/6/20 08:22

Laboratory ID Number: BA04682

Name	Prepared	Analyzed	Vio Spec	DF	Results	Units	MDL	RL	Q
Analytical Method: EPA 200.7	***Analyst: RDA***				***Preparation Method: EPA 1638***				
* Boron, Total	3/11/20 10:00	3/12/20 10:29		1.015	1.37	mg/L	0.03	0.1	
* Calcium, Total	3/11/20 10:00	3/12/20 11:04		10.15	48.0	mg/L	1.015	5.075	
Silicon, Total	3/11/20 10:00	3/12/20 10:29		1.015	2.35	mg/L	0.03	0.3	
* Iron, Total	3/11/20 10:00	3/12/20 10:29		1.015	0.0883	mg/L	0.02	0.05	
* Lithium, Total	3/11/20 10:00	3/12/20 10:29		1.015	0.0883	mg/L	0.01	0.02	
* Magnesium, Total	3/11/20 10:00	3/12/20 10:29		1.015	8.38	mg/L	0.1	0.5	
Silica, Total (calc.)	3/11/20 10:00	3/12/20 10:29		1	5.03	mg/L			
* Sodium, Total	3/11/20 10:00	3/12/20 10:29		1.015	18.8	mg/L	0.1	0.5	
Analytical Method: EPA 200.7	***Analyst: RDA***								
* Iron, Dissolved	3/11/09 09:30	3/12/20 09:57		1.015	0.0663	mg/L	0.02	0.05	
Analytical Method: EPA 200.8	***Analyst: DLJ***				***Preparation Method: EPA 1638***				
* Antimony, Total	3/6/20 10:20	3/6/20 17:32		1.015	Not Detected	mg/L	0.0008	0.003	U
* Arsenic, Total	3/6/20 10:20	3/6/20 17:32		1.015	0.00506	mg/L	0.001	0.005	
* Aluminum, Total	3/6/20 10:20	3/6/20 17:32		1.015	0.0588	mg/L	0.02	0.06	J
* Barium, Total	3/6/20 10:20	3/6/20 17:32		1.015	0.0344	mg/L	0.002	0.01	
* Beryllium, Total	3/6/20 10:20	3/6/20 17:32		1.015	Not Detected	mg/L	0.0006	0.003	U
* Cadmium, Total	3/6/20 10:20	3/6/20 17:32		1.015	Not Detected	mg/L	0.0003	0.001	U
* Chromium, Total	3/6/20 10:20	3/6/20 17:32		1.015	Not Detected	mg/L	0.002	0.01	U
* Cobalt, Total	3/6/20 10:20	3/6/20 17:32		1.015	Not Detected	mg/L	0.002	0.005	U
* Lead, Total	3/6/20 10:20	3/6/20 17:32		1.015	Not Detected	mg/L	0.001	0.005	U
* Molybdenum, Total	3/6/20 10:20	3/6/20 17:32		1.015	0.323	mg/L	0.002	0.01	
* Manganese, Total	3/6/20 10:20	3/6/20 17:32		1.015	0.357	mg/L	0.001	0.005	
* Potassium, Total	3/6/20 10:20	3/6/20 17:32		1.015	11.9	mg/L	0.3	2.5	
* Selenium, Total	3/6/20 10:20	3/6/20 17:32		1.015	Not Detected	mg/L	0.002	0.01	U
* Thallium, Total	3/6/20 10:20	3/6/20 17:32		1.015	Not Detected	mg/L	0.0002	0.001	U
Analytical Method: EPA 200.8	***Analyst: DLJ***								
* Antimony, Dissolved	3/6/20 11:30	3/6/20 17:00		1.015	Not Detected	mg/L	0.0008	0.003	U
* Aluminum, Dissolved	3/6/20 11:30	3/6/20 17:00		1.015	Not Detected	mg/L	0.02	0.06	U
* Arsenic, Dissolved	3/6/20 11:30	3/6/20 17:00		1.015	0.00496	mg/L	0.001	0.005	J
* Beryllium, Dissolved	3/6/20 11:30	3/6/20 17:00		1.015	Not Detected	mg/L	0.0006	0.003	U

MDL's and RL's are adjusted for sample dilution, as applicable

Comments: The client submitted filtered samples for dissolved analysis, but no MB or LCS were submitted. Therefore, dissolved data is qualified.
LBM 3/25/2020

Reported: 3/25/2020
Version: 3.1
COA_CCR

Alabama Power
General Test Laboratory
744 County Road 87, GSC #8
Calera, AL 35040

Certificate Of Analysis

Alabama Power

Description: Gaston Ash Pond - GN-AP-MW-16

Location Code: WMWGASAP
Collected: 3/5/20 13:05
Customer ID:
Submittal Date: 3/6/20 08:22

Laboratory ID Number: BA04682

Name	Prepared	Analyzed	Vio Spec	DF	Results	Units	MDL	RL	Q
* Cadmium, Dissolved	3/6/20 11:30	3/6/20 17:00		1.015	Not Detected	mg/L	0.0003	0.001	U
* Chromium, Dissolved	3/6/20 11:30	3/6/20 17:00		1.015	Not Detected	mg/L	0.002	0.01	U
* Cobalt, Dissolved	3/6/20 11:30	3/6/20 17:00		1.015	Not Detected	mg/L	0.002	0.005	U
* Lead, Dissolved	3/6/20 11:30	3/6/20 17:00		1.015	Not Detected	mg/L	0.001	0.005	U
* Molybdenum, Dissolved	3/6/20 11:30	3/6/20 17:00		1.015	0.324	mg/L	0.002	0.01	
* Manganese, Dissolved	3/6/20 11:30	3/6/20 17:00		1.015	0.353	mg/L	0.001	0.005	
* Selenium, Dissolved	3/6/20 11:30	3/6/20 17:00		1.015	Not Detected	mg/L	0.002	0.01	U
* Thallium, Dissolved	3/6/20 11:30	3/6/20 17:00		1.015	Not Detected	mg/L	0.0002	0.001	U
Analytical Method: EPA 353.2	***Analyst: CES***								
* Nitrogen, Nitrate/Nitrite	3/6/20 12:25	3/6/20 12:25		1	Not Detected	mg/L as N	0.20	0.3	U
Nitrogen, Nitrate (calc.)	3/6/20 14:53	3/6/20 14:53		1	Not Detected	mg/L as N			U
Nitrogen, Nitrite	3/6/20 14:53	3/6/20 14:53		1	Not Detected	mg/L as N	0.20	0.3	U
Analytical Method: SM 2320 B	***Analyst: JAG***								
Alkalinity, Total as CaCO3	3/9/20 13:05	3/9/20 13:34		1	37.5	mg/L		0.1	
Analytical Method: SM 4500CO2 D	***Analyst: JAG***								
Bicarbonate Alkalinity, (calc.)	3/9/20 13:05	3/9/20 13:34		1	37.0	mg/L			
Carbonate Alkalinity, (calc.)	3/9/20 13:05	3/9/20 13:34		1	0.48	mg/L			
Analytical Method: SM 4500PF-OP	***Analyst: CES***								
Ortho Phosphate	3/6/20 14:11	3/6/20 14:11		1	0.015	mg/L as P	0.010	0.03	J
Analytical Method: SM 5310 B	***Analyst: HRG***								
* Total Organic Carbon	3/19/20 11:47	3/19/20 11:47		1	Not Detected	mg/L	1.00	2	U
Analytical Method: SM4500Cl E	***Analyst: JCC***								
* Chloride	3/6/20 14:29	3/6/20 14:29		1	17.7	mg/L	0.50	1	
Analytical Method: SM4500F G 2017	***Analyst: JCC***								
* Fluoride	3/9/20 11:55	3/9/20 11:55		1	0.142	mg/L	0.05	0.1	
Analytical Method: SM4500SO4 E	***Analyst: JCC***								
* Sulfate	3/6/20 10:18	3/6/20 10:18		20	158	mg/L	10.00	20	

MDL's and RL's are adjusted for sample dilution, as applicable

Comments: The client submitted filtered samples for dissolved analysis, but no MB or LCS were submitted. Therefore, dissolved data is qualified.
LBM 3/25/2020

Reported: 3/25/2020
Version: 3.1
COA_CCR

Alabama Power
General Test Laboratory
744 County Road 87, GSC #8
Calera, AL 35040

Batch QC Summary

Alabama Power

Customer Account: WMWGASAP
Sample Date: 3/5/20 13:05
Customer ID:
Delivery Date: 3/6/20 08:22

Description: Gaston Ash Pond - GN-AP-MW-16

Laboratory ID Number: BA04682

Sample	Analysis	Units	MB	MB Limit	Spike	MS	MSD	Standard	Standard Limit	Rec	Rec Limit	Prec	Prec Limit
BA04687	Calcium, Total	mg/L	-0.00119	0.1518	5.00	5.03	4.92	5.05	4.25 to 5.75	101	70 to 130	2.21	20
BA04681	Ortho Phosphate	mg/L as P	0.001	0.015	0.250	0.249	0.306	0.245	0.225 to 0.275	99.6	80 to 120	20.5	10
BA04687	Barium, Total	mg/L	-0.00000416	0.0002	0.10	0.0958	0.0957	0.0938	0.085 to 0.115	95.8	70 to 130	0.104	20
BA04687	Thallium, Total	mg/L	0.00000004	0.0001474	0.10	0.105	0.106	0.106	0.085 to 0.115	105	70 to 130	0.948	20
BA04685	Molybdenum, Dissolved	mg/L	0.00000543	0.0001474	0.10	0.875	0.884	0.0950	0.085 to 0.115	116	70 to 130	1.02	20
BA04685	Thallium, Dissolved	mg/L	0.00000256	0.0001474	0.10	0.100	0.105	0.107	0.085 to 0.115	100	70 to 130	4.88	20
BA04687	Sodium, Total	mg/L	0.00146	0.044	5.00	4.87	4.76	4.95	4.25 to 5.75	97.4	70 to 130	2.28	20
BA04685	Cadmium, Dissolved	mg/L	0.0000113	0.0001474	0.10	0.0928	0.0937	0.101	0.085 to 0.115	92.8	70 to 130	0.965	20
BA04685	Antimony, Dissolved	mg/L	0.000150	0.00066	0.10	0.0947	0.0938	0.0912	0.085 to 0.115	94.7	70 to 130	0.955	20
BA04687	Potassium, Total	mg/L	0.000225	0.3674	10.0	9.80	9.76	9.71	8.5 to 11.5	98.0	70 to 130	0.409	20
BA04687	Lithium, Total	mg/L	-0.000271	0.0154	0.20	0.190	0.186	0.192	0.17 to 0.23	95.0	70 to 130	2.13	20
BA04687	Magnesium, Total	mg/L	-0.000918	0.0462	5.00	4.99	4.89	5.01	4.25 to 5.75	99.8	70 to 130	2.02	20
BA04687	Manganese, Total	mg/L	0.0000131	0.0001474	0.10	0.101	0.102	0.101	0.085 to 0.115	101	70 to 130	0.985	20
BA04687	Silicon, Total	mg/L	-0.000527	0.044	1.00	1.03	1.01	1.02	0.850 to 1.15	103	70 to 130	1.96	20
BA04687	Total Organic Carbon	mg/L	0.40	1.00	10.0	10.3	10.4	10.3	9 to 11	103	80 to 120	0.966	20
BA04685	Aluminum, Dissolved	mg/L	-0.000338	0.0088	0.10	0.0911	0.0913	0.0929	0.085 to 0.115	91.1	70 to 130	0.219	20
BA04685	Beryllium, Dissolved	mg/L	0.0000614	0.00088	0.10	0.0966	0.101	0.1000	0.085 to 0.115	96.6	70 to 130	4.45	20
BA04685	Lead, Dissolved	mg/L	0.00000140	0.0001474	0.10	0.100	0.103	0.105	0.085 to 0.115	100	70 to 130	2.96	20
BA04685	Selenium, Dissolved	mg/L	0.0000811	0.00066	0.10	0.0952	0.0987	0.101	0.085 to 0.115	95.2	70 to 130	3.61	20
BA04687	Boron, Total	mg/L	0.00148	0.0650254	1.00	0.984	0.964	0.983	0.85 to 1.15	98.4	70 to 130	2.05	20
BA04687	Chromium, Total	mg/L	0.0000244	0.00044	0.10	0.101	0.101	0.101	0.085 to 0.115	101	70 to 130	0.00	20
BA04687	Iron, Total	mg/L	0.0000666	0.0176	0.2	0.200	0.196	0.200	0.17 to 0.23	100	70 to 130	2.02	20
BA04687	Lead, Total	mg/L	-0.00000052	0.0001474	0.10	0.104	0.104	0.103	0.085 to 0.115	104	70 to 130	0.00	20
BA04687	Selenium, Total	mg/L	0.000108	0.00066	0.10	0.0999	0.0995	0.101	0.085 to 0.115	99.9	70 to 130	0.401	20

Comments: The client submitted filtered samples for dissolved analysis, but no MB or LCS were submitted. Therefore, dissolved data is qualified.
LBM 3/25/2020

Reported: 3/25/2020
Version: 3.1
COA_CCR

Alabama Power
General Test Laboratory
744 County Road 87, GSC #8
Calera, AL 35040

Batch QC Summary

Alabama Power

Customer Account: WMWGASAP
Sample Date: 3/5/20 13:05
Customer ID:
Delivery Date: 3/6/20 08:22

Description: Gaston Ash Pond - GN-AP-MW-16

Laboratory ID Number: BA04682

Sample	Analysis	Units	MB	MB Limit	Spike	MS	MSD	Standard	Standard Limit	Rec	Rec Limit	Prec	Prec Limit
BA04685	Chromium, Dissolved	mg/L	-0.0000109	0.00044	0.10	0.0973	0.0961	0.103	0.085 to 0.115	97.3	70 to 130	1.24	20
BA04685	Manganese, Dissolved	mg/L	0.00000596	0.0001474	0.10	0.100	0.0989	0.104	0.085 to 0.115	97.3	70 to 130	1.11	20
BA04687	Aluminum, Total	mg/L	0.000215	0.0088	0.10	0.0939	0.0938	0.0945	0.085 to 0.115	93.9	70 to 130	0.107	20
BA04687	Cadmium, Total	mg/L	0.00000371	0.0001474	0.10	0.0985	0.0985	0.0990	0.085 to 0.115	98.5	70 to 130	0.00	20
BA04687	Cobalt, Total	mg/L	-0.00000117	0.0001474	0.10	0.0961	0.0975	0.0963	0.085 to 0.115	96.1	70 to 130	1.45	20
BA04687	Molybdenum, Total	mg/L	0.0000343	0.0001474	0.10	0.0920	0.0941	0.0917	0.085 to 0.115	92.0	70 to 130	2.26	20
BA04687	Antimony, Total	mg/L	0.000155	0.00066	0.10	0.0912	0.0921	0.0905	0.085 to 0.115	91.2	70 to 130	0.982	20
BA04685	Arsenic, Dissolved	mg/L	0.00000431	0.0001474	0.10	0.103	0.103	0.102	0.085 to 0.115	99.1	70 to 130	0.00	20
BA04685	Cobalt, Dissolved	mg/L	-0.00000077	0.0001474	0.10	0.0930	0.0927	0.0982	0.085 to 0.115	93.0	70 to 130	0.323	20
BA04685	Iron, Dissolved	mg/L	0.000339	0.0176	0.2	0.210	0.213	0.203	0.17 to 0.23	105	70 to 130	1.42	20
BA04687	Arsenic, Total	mg/L	-0.00000270	0.0001474	0.10	0.103	0.102	0.102	0.085 to 0.115	103	70 to 130	0.976	20
BA04687	Beryllium, Total	mg/L	0.0000561	0.00088	0.10	0.101	0.0992	0.0987	0.085 to 0.115	101	70 to 130	1.80	20

Comments: The client submitted filtered samples for dissolved analysis, but no MB or LCS were submitted. Therefore, dissolved data is qualified.
LBM 3/25/2020

Reported: 3/25/2020
Version: 3.1
COA_CCR

Alabama Power
General Test Laboratory
744 County Road 87, GSC #8
Calera, AL 35040

Alabama Power

Batch QC Summary

Customer Account: WMWGASAP
Sample Date: 3/5/20 13:05
Customer ID:
Delivery Date: 3/6/20 08:22

Description: Gaston Ash Pond - GN-AP-MW-16

Laboratory ID Number: BA04682

Sample	Analysis	Units	MB	MB Limit	Spike	MS	Sample Duplicate	Standard	Standard Limit	Rec	Rec Limit	Prec	Prec Limit
BA04685	Alkalinity, Total as CaCO3	mg/L					51.2	51.6	45.0 to 55.0			8.98	10
BA04681	Nitrogen, Nitrite	mg/L as N	-0.003	0.20	0.500	0.526	-0.003	0.760	0.675 to 0.825	105	90 to 110	0.00	15
BA04687	Chloride	mg/L	0.0201	0.50	10.0	9.73	0.224	10.3	9 to 11	97.3	80 to 120	0.00	20
BA04681	Nitrogen, Nitrate/Nitrite	mg/L as N	0.00	0.20	2.00	2.99	1.04	2.14	1.8 to 2.2	97.5	90 to 110	0.00	15
BA04687	Sulfate	mg/L	-0.749	0.50	20.0	17.8	-1.14	18.3	18 to 22	89.0	80 to 120	0.00	20
BA04687	Fluoride	mg/L	0.037	0.05	2.50	2.49	0.0342	2.55	2.25 to 2.75	99.6	80 to 120	0.00	20

Comments: The client submitted filtered samples for dissolved analysis, but no MB or LCS were submitted. Therefore, dissolved data is qualified.
LBM 3/25/2020

Reported: 3/25/2020
Version: 3.1
COA_CCR

Alabama Power
General Test Laboratory
744 County Road 87, GSC #8
Calera, AL 35040

Certificate Of Analysis

Alabama Power

Description: Gaston Ash Pond - GN-AP-MW-17

Location Code: WMWGASAP
Collected: 3/5/20 14:45
Customer ID:
Submittal Date: 3/6/20 08:22

Laboratory ID Number: BA04683

Name	Prepared	Analyzed	Vio Spec	DF	Results	Units	MDL	RL	Q
Analytical Method: EPA 200.7	***Analyst: RDA***				***Preparation Method: EPA 1638***				
* Boron, Total	3/11/20 10:00	3/12/20 10:32		1.015	3.11	mg/L	0.03	0.1	
* Calcium, Total	3/11/20 10:00	3/12/20 11:07		10.15	109	mg/L	1.015	5.075	
Silicon, Total	3/11/20 10:00	3/12/20 10:32		1.015	2.31	mg/L	0.03	0.3	
* Iron, Total	3/11/20 10:00	3/12/20 10:32		1.015	Not Detected	mg/L	0.02	0.05	U
* Lithium, Total	3/11/20 10:00	3/12/20 10:32		1.015	0.707	mg/L	0.01	0.02	
* Magnesium, Total	3/11/20 10:00	3/12/20 10:32		1.015	5.40	mg/L	0.1	0.5	
Silica, Total (calc.)	3/11/20 10:00	3/12/20 10:32		1	4.94	mg/L			
* Sodium, Total	3/11/20 10:00	3/12/20 10:32		1.015	34.4	mg/L	0.1	0.5	
Analytical Method: EPA 200.7	***Analyst: RDA***								
* Iron, Dissolved	3/11/09 09:30	3/12/20 10:00		1.015	Not Detected	mg/L	0.02	0.05	U
Analytical Method: EPA 200.8	***Analyst: DLJ***				***Preparation Method: EPA 1638***				
* Antimony, Total	3/6/20 10:20	3/6/20 17:34		1.015	Not Detected	mg/L	0.0008	0.003	U
* Arsenic, Total	3/6/20 10:20	3/6/20 17:34		1.015	0.0105	mg/L	0.001	0.005	
* Aluminum, Total	3/6/20 10:20	3/6/20 17:34		1.015	0.145	mg/L	0.02	0.06	
* Barium, Total	3/6/20 10:20	3/6/20 17:34		1.015	0.0996	mg/L	0.002	0.01	
* Beryllium, Total	3/6/20 10:20	3/6/20 17:34		1.015	Not Detected	mg/L	0.0006	0.003	U
* Cadmium, Total	3/6/20 10:20	3/6/20 17:34		1.015	Not Detected	mg/L	0.0003	0.001	U
* Chromium, Total	3/6/20 10:20	3/6/20 17:34		1.015	Not Detected	mg/L	0.002	0.01	U
* Cobalt, Total	3/6/20 10:20	3/6/20 17:34		1.015	Not Detected	mg/L	0.002	0.005	U
* Lead, Total	3/6/20 10:20	3/6/20 17:34		1.015	Not Detected	mg/L	0.001	0.005	U
* Molybdenum, Total	3/6/20 10:20	3/9/20 18:48		5.075	2.50	mg/L	0.01015	0.05075	
* Manganese, Total	3/6/20 10:20	3/6/20 17:34		1.015	0.00668	mg/L	0.001	0.005	
* Potassium, Total	3/6/20 10:20	3/6/20 17:34		1.015	29.5	mg/L	0.3	2.5	
* Selenium, Total	3/6/20 10:20	3/6/20 17:34		1.015	Not Detected	mg/L	0.002	0.01	U
* Thallium, Total	3/6/20 10:20	3/6/20 17:34		1.015	Not Detected	mg/L	0.0002	0.001	U
Analytical Method: EPA 200.8	***Analyst: DLJ***								
* Antimony, Dissolved	3/6/20 11:30	3/6/20 17:03		1.015	Not Detected	mg/L	0.0008	0.003	U
* Aluminum, Dissolved	3/6/20 11:30	3/6/20 17:03		1.015	0.141	mg/L	0.02	0.06	
* Arsenic, Dissolved	3/6/20 11:30	3/6/20 17:03		1.015	0.0104	mg/L	0.001	0.005	
* Beryllium, Dissolved	3/6/20 11:30	3/6/20 17:03		1.015	Not Detected	mg/L	0.0006	0.003	U

MDL's and RL's are adjusted for sample dilution, as applicable

Comments: Dissolved metals bottle arrived with small leak towards top of bottle. Samples were received in a bag, which prevented ice contamination. LBM 3/6/2020
The client submitted filtered samples for dissolved analysis, but no MB or LCS were submitted. Therefore, dissolved data is qualified. LBM 3/25/2020

Alabama Power
General Test Laboratory
744 County Road 87, GSC #8
Calera, AL 35040

Certificate Of Analysis

Alabama Power

Description: Gaston Ash Pond - GN-AP-MW-17

Location Code: WMWGASAP
Collected: 3/5/20 14:45
Customer ID:
Submittal Date: 3/6/20 08:22

Laboratory ID Number: BA04683

Name	Prepared	Analyzed	Vio Spec	DF	Results	Units	MDL	RL	Q
* Cadmium, Dissolved	3/6/20 11:30	3/6/20 17:03		1.015	Not Detected	mg/L	0.0003	0.001	U
* Chromium, Dissolved	3/6/20 11:30	3/6/20 17:03		1.015	Not Detected	mg/L	0.002	0.01	U
* Cobalt, Dissolved	3/6/20 11:30	3/6/20 17:03		1.015	Not Detected	mg/L	0.002	0.005	U
* Lead, Dissolved	3/6/20 11:30	3/6/20 17:03		1.015	Not Detected	mg/L	0.001	0.005	U
* Molybdenum, Dissolved	3/6/20 11:30	3/9/20 18:45		5.075	2.52	mg/L	0.01015	0.05075	
* Manganese, Dissolved	3/6/20 11:30	3/6/20 17:03		1.015	0.00675	mg/L	0.001	0.005	
* Selenium, Dissolved	3/6/20 11:30	3/6/20 17:03		1.015	Not Detected	mg/L	0.002	0.01	U
* Thallium, Dissolved	3/6/20 11:30	3/6/20 17:03		1.015	Not Detected	mg/L	0.0002	0.001	U
Analytical Method: EPA 353.2	***Analyst: CES***								
* Nitrogen, Nitrate/Nitrite	3/6/20 12:26	3/6/20 12:26		1	0.274	mg/L as N	0.20	0.3	J
Nitrogen, Nitrate (calc.)	3/6/20 14:54	3/6/20 14:54		1	0.274	mg/L as N			J
Nitrogen, Nitrite	3/6/20 14:54	3/6/20 14:54		1	Not Detected	mg/L as N	0.20	0.3	U
Analytical Method: SM 2320 B	***Analyst: JAG***								
Alkalinity, Total as CaCO3	3/9/20 13:05	3/9/20 13:34		1	30.6	mg/L		0.1	
Analytical Method: SM 4500CO2 D	***Analyst: JAG***								
Bicarbonate Alkalinity, (calc.)	3/9/20 13:05	3/9/20 13:34		1	20.1	mg/L			
Carbonate Alkalinity, (calc.)	3/9/20 13:05	3/9/20 13:34		1	8.27	mg/L			
Analytical Method: SM 4500PF-OP	***Analyst: CES***								
Ortho Phosphate	3/6/20 14:12	3/6/20 14:12		1	Not Detected	mg/L as P	0.010	0.03	U
Analytical Method: SM 5310 B	***Analyst: HRG***								
* Total Organic Carbon	3/19/20 11:58	3/19/20 11:58		1	1.33	mg/L	1.00	2	J
Analytical Method: SM4500Cl E	***Analyst: JCC***								
* Chloride	3/6/20 14:38	3/6/20 14:38		2	28.0	mg/L	1.00	2	
Analytical Method: SM4500F G 2017	***Analyst: JCC***								
* Fluoride	3/9/20 11:56	3/9/20 11:56		1	0.199	mg/L	0.05	0.1	
Analytical Method: SM4500SO4 E	***Analyst: JCC***								
* Sulfate	3/6/20 10:20	3/6/20 10:20		80	334	mg/L	40.00	80	

MDL's and RL's are adjusted for sample dilution, as applicable

Comments: Dissolved metals bottle arrived with small leak towards top of bottle. Samples were received in a bag, which prevented ice contamination. LBM 3/6/2020
The client submitted filtered samples for dissolved analysis, but no MB or LCS were submitted. Therefore, dissolved data is qualified. LBM 3/25/2020

Reported: 3/25/2020
Version: 3.1
COA_CCR

Alabama Power
General Test Laboratory
744 County Road 87, GSC #8
Calera, AL 35040

Batch QC Summary

Alabama Power

Customer Account: WMWGASAP
Sample Date: 3/5/20 14:45
Customer ID:
Delivery Date: 3/6/20 08:22

Description: Gaston Ash Pond - GN-AP-MW-17

Laboratory ID Number: BA04683

Sample	Analysis	Units	MB	MB Limit	Spike	MS	MSD	Standard	Standard Limit	Rec	Rec Limit	Prec	Prec Limit
BA04687	Calcium, Total	mg/L	-0.00119	0.1518	5.00	5.03	4.92	5.05	4.25 to 5.75	101	70 to 130	2.21	20
BA04681	Ortho Phosphate	mg/L as P	0.001	0.015	0.250	0.249	0.306	0.245	0.225 to 0.275	99.6	80 to 120	20.5	10
BA04687	Barium, Total	mg/L	-0.00000416	0.0002	0.10	0.0958	0.0957	0.0938	0.085 to 0.115	95.8	70 to 130	0.104	20
BA04687	Thallium, Total	mg/L	0.00000004	0.0001474	0.10	0.105	0.106	0.106	0.085 to 0.115	105	70 to 130	0.948	20
BA04685	Molybdenum, Dissolved	mg/L	0.00000543	0.0001474	0.10	0.875	0.884	0.0950	0.085 to 0.115	116	70 to 130	1.02	20
BA04685	Thallium, Dissolved	mg/L	0.00000256	0.0001474	0.10	0.100	0.105	0.107	0.085 to 0.115	100	70 to 130	4.88	20
BA04687	Sodium, Total	mg/L	0.00146	0.044	5.00	4.87	4.76	4.95	4.25 to 5.75	97.4	70 to 130	2.28	20
BA04687	Lithium, Total	mg/L	-0.000271	0.0154	0.20	0.190	0.186	0.192	0.17 to 0.23	95.0	70 to 130	2.13	20
BA04687	Magnesium, Total	mg/L	-0.000918	0.0462	5.00	4.99	4.89	5.01	4.25 to 5.75	99.8	70 to 130	2.02	20
BA04687	Manganese, Total	mg/L	0.0000131	0.0001474	0.10	0.101	0.102	0.101	0.085 to 0.115	101	70 to 130	0.985	20
BA04687	Silicon, Total	mg/L	-0.000527	0.044	1.00	1.03	1.01	1.02	0.850 to 1.15	103	70 to 130	1.96	20
BA04687	Total Organic Carbon	mg/L	0.40	1.00	10.0	10.3	10.4	10.3	9 to 11	103	80 to 120	0.966	20
BA04685	Arsenic, Dissolved	mg/L	0.00000431	0.0001474	0.10	0.103	0.103	0.102	0.085 to 0.115	99.1	70 to 130	0.00	20
BA04685	Cobalt, Dissolved	mg/L	-0.00000077	0.0001474	0.10	0.0930	0.0927	0.0982	0.085 to 0.115	93.0	70 to 130	0.323	20
BA04685	Iron, Dissolved	mg/L	0.000339	0.0176	0.2	0.210	0.213	0.203	0.17 to 0.23	105	70 to 130	1.42	20
BA04687	Arsenic, Total	mg/L	-0.00000270	0.0001474	0.10	0.103	0.102	0.102	0.085 to 0.115	103	70 to 130	0.976	20
BA04687	Beryllium, Total	mg/L	0.0000561	0.00088	0.10	0.101	0.0992	0.0987	0.085 to 0.115	101	70 to 130	1.80	20
BA04685	Aluminum, Dissolved	mg/L	-0.000338	0.0088	0.10	0.0911	0.0913	0.0929	0.085 to 0.115	91.1	70 to 130	0.219	20
BA04685	Beryllium, Dissolved	mg/L	0.0000614	0.00088	0.10	0.0966	0.101	0.1000	0.085 to 0.115	96.6	70 to 130	4.45	20
BA04685	Lead, Dissolved	mg/L	0.00000140	0.0001474	0.10	0.100	0.103	0.105	0.085 to 0.115	100	70 to 130	2.96	20
BA04685	Selenium, Dissolved	mg/L	0.0000811	0.00066	0.10	0.0952	0.0987	0.101	0.085 to 0.115	95.2	70 to 130	3.61	20
BA04687	Boron, Total	mg/L	0.00148	0.0650254	1.00	0.984	0.964	0.983	0.85 to 1.15	98.4	70 to 130	2.05	20
BA04687	Chromium, Total	mg/L	0.0000244	0.00044	0.10	0.101	0.101	0.101	0.085 to 0.115	101	70 to 130	0.00	20
BA04687	Iron, Total	mg/L	0.0000666	0.0176	0.2	0.200	0.196	0.200	0.17 to 0.23	100	70 to 130	2.02	20

Comments: Dissolved metals bottle arrived with small leak towards top of bottle. Samples were received in a bag, which prevented ice contamination. LBM 3/6/2020
The client submitted filtered samples for dissolved analysis, but no MB or LCS were submitted. Therefore, dissolved data is qualified. LBM 3/25/2020

Alabama Power
General Test Laboratory
744 County Road 87, GSC #8
Calera, AL 35040

Batch QC Summary

Alabama Power

Customer Account: WMWGASAP
Sample Date: 3/5/20 14:45
Customer ID:
Delivery Date: 3/6/20 08:22

Description: Gaston Ash Pond - GN-AP-MW-17

Laboratory ID Number: BA04683

Sample	Analysis	Units	MB	MB Limit	Spike	MS	MSD	Standard	Standard Limit	Rec	Rec Limit	Prec	Prec Limit
BA04687	Lead, Total	mg/L	-0.00000052	0.0001474	0.10	0.104	0.104	0.103	0.085 to 0.115	104	70 to 130	0.00	20
BA04687	Selenium, Total	mg/L	0.000108	0.00066	0.10	0.0999	0.0995	0.101	0.085 to 0.115	99.9	70 to 130	0.401	20
BA04685	Chromium, Dissolved	mg/L	-0.0000109	0.00044	0.10	0.0973	0.0961	0.103	0.085 to 0.115	97.3	70 to 130	1.24	20
BA04685	Manganese, Dissolved	mg/L	0.00000596	0.0001474	0.10	0.100	0.0989	0.104	0.085 to 0.115	97.3	70 to 130	1.11	20
BA04687	Aluminum, Total	mg/L	0.000215	0.0088	0.10	0.0939	0.0938	0.0945	0.085 to 0.115	93.9	70 to 130	0.107	20
BA04687	Cadmium, Total	mg/L	0.00000371	0.0001474	0.10	0.0985	0.0985	0.0990	0.085 to 0.115	98.5	70 to 130	0.00	20
BA04687	Cobalt, Total	mg/L	-0.00000117	0.0001474	0.10	0.0961	0.0975	0.0963	0.085 to 0.115	96.1	70 to 130	1.45	20
BA04687	Molybdenum, Total	mg/L	0.0000343	0.0001474	0.10	0.0920	0.0941	0.0917	0.085 to 0.115	92.0	70 to 130	2.26	20
BA04687	Antimony, Total	mg/L	0.000155	0.00066	0.10	0.0912	0.0921	0.0905	0.085 to 0.115	91.2	70 to 130	0.982	20
BA04685	Cadmium, Dissolved	mg/L	0.0000113	0.0001474	0.10	0.0928	0.0937	0.101	0.085 to 0.115	92.8	70 to 130	0.965	20
BA04685	Antimony, Dissolved	mg/L	0.000150	0.00066	0.10	0.0947	0.0938	0.0912	0.085 to 0.115	94.7	70 to 130	0.955	20
BA04687	Potassium, Total	mg/L	0.000225	0.3674	10.0	9.80	9.76	9.71	8.5 to 11.5	98.0	70 to 130	0.409	20

Comments: Dissolved metals bottle arrived with small leak towards top of bottle. Samples were received in a bag, which prevented ice contamination. LBM 3/6/2020
The client submitted filtered samples for dissolved analysis, but no MB or LCS were submitted. Therefore, dissolved data is qualified. LBM 3/25/2020

Reported: 3/25/2020
Version: 3.1
COA_CCR

Alabama Power
General Test Laboratory
744 County Road 87, GSC #8
Calera, AL 35040

Alabama Power

Batch QC Summary

Customer Account: WMWGASAP
Sample Date: 3/5/20 14:45
Customer ID:
Delivery Date: 3/6/20 08:22

Description: Gaston Ash Pond - GN-AP-MW-17

Laboratory ID Number: BA04683

Sample	Analysis	Units	MB	MB Limit	Spike	MS	Sample Duplicate	Standard	Standard Limit	Rec	Rec Limit	Prec	Prec Limit
BA04681	Nitrogen, Nitrite	mg/L as N	-0.003	0.20	0.500	0.526	-0.003	0.760	0.675 to 0.825	105	90 to 110	0.00	15
BA04687	Chloride	mg/L	0.0201	0.50	10.0	9.73	0.224	10.3	9 to 11	97.3	80 to 120	0.00	20
BA04687	Fluoride	mg/L	0.037	0.05	2.50	2.49	0.0342	2.55	2.25 to 2.75	99.6	80 to 120	0.00	20
BA04687	Sulfate	mg/L	-0.749	0.50	20.0	17.8	-1.14	18.3	18 to 22	89.0	80 to 120	0.00	20
BA04685	Alkalinity, Total as CaCO3	mg/L					51.2	51.6	45.0 to 55.0			8.98	10
BA04681	Nitrogen, Nitrate/Nitrite	mg/L as N	0.00	0.20	2.00	2.99	1.04	2.14	1.8 to 2.2	97.5	90 to 110	0.00	15

Comments: Dissolved metals bottle arrived with small leak towards top of bottle. Samples were received in a bag, which prevented ice contamination. LBM 3/6/2020
The client submitted filtered samples for dissolved analysis, but no MB or LCS were submitted. Therefore, dissolved data is qualified. LBM 3/25/2020

Alabama Power
General Test Laboratory
744 County Road 87, GSC #8
Calera, AL 35040

Certificate Of Analysis

Alabama Power

Description: Gaston Ash Pond - GN-AP-MW-16 DUP

Location Code: WMWGASAP
Collected: 3/5/20 13:05
Customer ID:
Submittal Date: 3/6/20 08:22

Laboratory ID Number: BA04684

Name	Prepared	Analyzed	Vio Spec	DF	Results	Units	MDL	RL	Q
Analytical Method: EPA 200.7	***Analyst: RDA***				***Preparation Method: EPA 1638***				
* Boron, Total	3/11/20 10:00	3/12/20 10:35		1.015	1.37	mg/L	0.03	0.1	
* Calcium, Total	3/11/20 10:00	3/12/20 11:10		10.15	48.8	mg/L	1.015	5.075	
Silicon, Total	3/11/20 10:00	3/12/20 10:35		1.015	2.35	mg/L	0.03	0.3	
* Iron, Total	3/11/20 10:00	3/12/20 10:35		1.015	0.0888	mg/L	0.02	0.05	
* Lithium, Total	3/11/20 10:00	3/12/20 10:35		1.015	0.0885	mg/L	0.01	0.02	
* Magnesium, Total	3/11/20 10:00	3/12/20 10:35		1.015	8.35	mg/L	0.1	0.5	
Silica, Total (calc.)	3/11/20 10:00	3/12/20 10:35		1	5.03	mg/L			
* Sodium, Total	3/11/20 10:00	3/12/20 10:35		1.015	18.8	mg/L	0.1	0.5	
Analytical Method: EPA 200.7	***Analyst: RDA***								
* Iron, Dissolved	3/11/09 09:30	3/12/20 10:03		1.015	0.0663	mg/L	0.02	0.05	
Analytical Method: EPA 200.8	***Analyst: DLJ***				***Preparation Method: EPA 1638***				
* Antimony, Total	3/6/20 10:20	3/6/20 17:37		1.015	Not Detected	mg/L	0.0008	0.003	U
* Arsenic, Total	3/6/20 10:20	3/6/20 17:37		1.015	0.00519	mg/L	0.001	0.005	
* Aluminum, Total	3/6/20 10:20	3/6/20 17:37		1.015	0.0563	mg/L	0.02	0.06	J
* Barium, Total	3/6/20 10:20	3/6/20 17:37		1.015	0.0354	mg/L	0.002	0.01	
* Beryllium, Total	3/6/20 10:20	3/6/20 17:37		1.015	Not Detected	mg/L	0.0006	0.003	U
* Cadmium, Total	3/6/20 10:20	3/6/20 17:37		1.015	Not Detected	mg/L	0.0003	0.001	U
* Chromium, Total	3/6/20 10:20	3/6/20 17:37		1.015	Not Detected	mg/L	0.002	0.01	U
* Cobalt, Total	3/6/20 10:20	3/6/20 17:37		1.015	Not Detected	mg/L	0.002	0.005	U
* Lead, Total	3/6/20 10:20	3/6/20 17:37		1.015	Not Detected	mg/L	0.001	0.005	U
* Molybdenum, Total	3/6/20 10:20	3/6/20 17:37		1.015	0.322	mg/L	0.002	0.01	
* Manganese, Total	3/6/20 10:20	3/6/20 17:37		1.015	0.355	mg/L	0.001	0.005	
* Potassium, Total	3/6/20 10:20	3/6/20 17:37		1.015	11.7	mg/L	0.3	2.5	
* Selenium, Total	3/6/20 10:20	3/6/20 17:37		1.015	Not Detected	mg/L	0.002	0.01	U
* Thallium, Total	3/6/20 10:20	3/6/20 17:37		1.015	Not Detected	mg/L	0.0002	0.001	U
Analytical Method: EPA 200.8	***Analyst: DLJ***								
* Antimony, Dissolved	3/6/20 11:30	3/6/20 17:05		1.015	Not Detected	mg/L	0.0008	0.003	U
* Aluminum, Dissolved	3/6/20 11:30	3/6/20 17:05		1.015	Not Detected	mg/L	0.02	0.06	U
* Arsenic, Dissolved	3/6/20 11:30	3/6/20 17:05		1.015	0.00482	mg/L	0.001	0.005	J
* Beryllium, Dissolved	3/6/20 11:30	3/6/20 17:05		1.015	Not Detected	mg/L	0.0006	0.003	U

MDL's and RL's are adjusted for sample dilution, as applicable

Comments: The client submitted filtered samples for dissolved analysis, but no MB or LCS were submitted. Therefore, dissolved data is qualified.
LBM 3/25/2020

Reported: 3/25/2020
Version: 3.1
COA_CCR

Alabama Power
General Test Laboratory
744 County Road 87, GSC #8
Calera, AL 35040

Certificate Of Analysis

Alabama Power

Description: Gaston Ash Pond - GN-AP-MW-16 DUP

Location Code: WMWGASAP
Collected: 3/5/20 13:05
Customer ID:
Submittal Date: 3/6/20 08:22

Laboratory ID Number: BA04684

Name	Prepared	Analyzed	Vio Spec	DF	Results	Units	MDL	RL	Q
* Cadmium, Dissolved	3/6/20 11:30	3/6/20 17:05		1.015	Not Detected	mg/L	0.0003	0.001	U
* Chromium, Dissolved	3/6/20 11:30	3/6/20 17:05		1.015	Not Detected	mg/L	0.002	0.01	U
* Cobalt, Dissolved	3/6/20 11:30	3/6/20 17:05		1.015	Not Detected	mg/L	0.002	0.005	U
* Lead, Dissolved	3/6/20 11:30	3/6/20 17:05		1.015	Not Detected	mg/L	0.001	0.005	U
* Molybdenum, Dissolved	3/6/20 11:30	3/6/20 17:05		1.015	0.327	mg/L	0.002	0.01	
* Manganese, Dissolved	3/6/20 11:30	3/6/20 17:05		1.015	0.357	mg/L	0.001	0.005	
* Selenium, Dissolved	3/6/20 11:30	3/6/20 17:05		1.015	Not Detected	mg/L	0.002	0.01	U
* Thallium, Dissolved	3/6/20 11:30	3/6/20 17:05		1.015	Not Detected	mg/L	0.0002	0.001	U
Analytical Method: EPA 353.2	***Analyst: CES***								
* Nitrogen, Nitrate/Nitrite	3/6/20 12:26	3/6/20 12:26		1	Not Detected	mg/L as N	0.20	0.3	U
Nitrogen, Nitrate (calc.)	3/6/20 14:54	3/6/20 14:54		1	Not Detected	mg/L as N			U
Nitrogen, Nitrite	3/6/20 14:54	3/6/20 14:54		1	Not Detected	mg/L as N	0.20	0.3	U
Analytical Method: SM 2320 B	***Analyst: JAG***								
Alkalinity, Total as CaCO3	3/9/20 13:05	3/9/20 13:34		1	31.3	mg/L		0.1	
Analytical Method: SM 4500CO2 D	***Analyst: JAG***								
Bicarbonate Alkalinity, (calc.)	3/9/20 13:05	3/9/20 13:34		1	30.9	mg/L			
Carbonate Alkalinity, (calc.)	3/9/20 13:05	3/9/20 13:34		1	0.38	mg/L			
Analytical Method: SM 4500PF-OP	***Analyst: CES***								
Ortho Phosphate	3/6/20 14:13	3/6/20 14:13		1	Not Detected	mg/L as P	0.010	0.03	U
Analytical Method: SM 5310 B	***Analyst: HRG***								
* Total Organic Carbon	3/19/20 12:07	3/19/20 12:07		1	Not Detected	mg/L	1.00	2	U
Analytical Method: SM4500Cl E	***Analyst: JCC***								
* Chloride	3/6/20 14:31	3/6/20 14:31		1	17.9	mg/L	0.50	1	
Analytical Method: SM4500F G 2017	***Analyst: JCC***								
* Fluoride	3/9/20 11:58	3/9/20 11:58		1	0.144	mg/L	0.05	0.1	
Analytical Method: SM4500SO4 E	***Analyst: JCC***								
* Sulfate	3/6/20 10:21	3/6/20 10:21		20	150	mg/L	10.00	20	

MDL's and RL's are adjusted for sample dilution, as applicable

Comments: The client submitted filtered samples for dissolved analysis, but no MB or LCS were submitted. Therefore, dissolved data is qualified.
LBM 3/25/2020

Reported: 3/25/2020
Version: 3.1
COA_CCR

Alabama Power
General Test Laboratory
744 County Road 87, GSC #8
Calera, AL 35040

Batch QC Summary

Alabama Power

Customer Account: WMWGASAP
Sample Date: 3/5/20 13:05
Customer ID:
Delivery Date: 3/6/20 08:22

Description: Gaston Ash Pond - GN-AP-MW-16 DUP

Laboratory ID Number: BA04684

Sample	Analysis	Units	MB	MB Limit	Spike	MS	MSD	Standard	Standard Limit	Rec	Rec Limit	Prec	Prec Limit
BA04687	Calcium, Total	mg/L	-0.00119	0.1518	5.00	5.03	4.92	5.05	4.25 to 5.75	101	70 to 130	2.21	20
BA04681	Ortho Phosphate	mg/L as P	0.001	0.015	0.250	0.249	0.306	0.245	0.225 to 0.275	99.6	80 to 120	20.5	10
BA04687	Barium, Total	mg/L	-0.00000416	0.0002	0.10	0.0958	0.0957	0.0938	0.085 to 0.115	95.8	70 to 130	0.104	20
BA04687	Thallium, Total	mg/L	0.00000004	0.0001474	0.10	0.105	0.106	0.106	0.085 to 0.115	105	70 to 130	0.948	20
BA04685	Cadmium, Dissolved	mg/L	0.0000113	0.0001474	0.10	0.0928	0.0937	0.101	0.085 to 0.115	92.8	70 to 130	0.965	20
BA04685	Antimony, Dissolved	mg/L	0.000150	0.00066	0.10	0.0947	0.0938	0.0912	0.085 to 0.115	94.7	70 to 130	0.955	20
BA04687	Potassium, Total	mg/L	0.000225	0.3674	10.0	9.80	9.76	9.71	8.5 to 11.5	98.0	70 to 130	0.409	20
BA04687	Lithium, Total	mg/L	-0.000271	0.0154	0.20	0.190	0.186	0.192	0.17 to 0.23	95.0	70 to 130	2.13	20
BA04687	Magnesium, Total	mg/L	-0.000918	0.0462	5.00	4.99	4.89	5.01	4.25 to 5.75	99.8	70 to 130	2.02	20
BA04687	Manganese, Total	mg/L	0.0000131	0.0001474	0.10	0.101	0.102	0.101	0.085 to 0.115	101	70 to 130	0.985	20
BA04687	Silicon, Total	mg/L	-0.000527	0.044	1.00	1.03	1.01	1.02	0.850 to 1.15	103	70 to 130	1.96	20
BA04687	Total Organic Carbon	mg/L	0.40	1.00	10.0	10.3	10.4	10.3	9 to 11	103	80 to 120	0.966	20
BA04685	Arsenic, Dissolved	mg/L	0.00000431	0.0001474	0.10	0.103	0.103	0.102	0.085 to 0.115	99.1	70 to 130	0.00	20
BA04685	Cobalt, Dissolved	mg/L	-0.00000077	0.0001474	0.10	0.0930	0.0927	0.0982	0.085 to 0.115	93.0	70 to 130	0.323	20
BA04685	Iron, Dissolved	mg/L	0.000339	0.0176	0.2	0.210	0.213	0.203	0.17 to 0.23	105	70 to 130	1.42	20
BA04687	Arsenic, Total	mg/L	-0.00000270	0.0001474	0.10	0.103	0.102	0.102	0.085 to 0.115	103	70 to 130	0.976	20
BA04687	Beryllium, Total	mg/L	0.0000561	0.00088	0.10	0.101	0.0992	0.0987	0.085 to 0.115	101	70 to 130	1.80	20
BA04685	Chromium, Dissolved	mg/L	-0.0000109	0.00044	0.10	0.0973	0.0961	0.103	0.085 to 0.115	97.3	70 to 130	1.24	20
BA04685	Manganese, Dissolved	mg/L	0.00000596	0.0001474	0.10	0.100	0.0989	0.104	0.085 to 0.115	97.3	70 to 130	1.11	20
BA04687	Aluminum, Total	mg/L	0.000215	0.0088	0.10	0.0939	0.0938	0.0945	0.085 to 0.115	93.9	70 to 130	0.107	20
BA04687	Cadmium, Total	mg/L	0.00000371	0.0001474	0.10	0.0985	0.0985	0.0990	0.085 to 0.115	98.5	70 to 130	0.00	20
BA04687	Cobalt, Total	mg/L	-0.00000117	0.0001474	0.10	0.0961	0.0975	0.0963	0.085 to 0.115	96.1	70 to 130	1.45	20
BA04687	Molybdenum, Total	mg/L	0.0000343	0.0001474	0.10	0.0920	0.0941	0.0917	0.085 to 0.115	92.0	70 to 130	2.26	20
BA04687	Antimony, Total	mg/L	0.000155	0.00066	0.10	0.0912	0.0921	0.0905	0.085 to 0.115	91.2	70 to 130	0.982	20

Comments: The client submitted filtered samples for dissolved analysis, but no MB or LCS were submitted. Therefore, dissolved data is qualified.
LBM 3/25/2020

Reported: 3/25/2020
Version: 3.1
COA_CCR

Alabama Power
General Test Laboratory
744 County Road 87, GSC #8
Calera, AL 35040

Batch QC Summary

Alabama Power

Customer Account: WMWGASAP
Sample Date: 3/5/20 13:05
Customer ID:
Delivery Date: 3/6/20 08:22

Description: Gaston Ash Pond - GN-AP-MW-16 DUP

Laboratory ID Number: BA04684

Sample	Analysis	Units	MB	MB Limit	Spike	MS	MSD	Standard	Standard Limit	Rec	Rec Limit	Prec	Prec Limit
BA04685	Molybdenum, Dissolved	mg/L	0.00000543	0.0001474	0.10	0.875	0.884	0.0950	0.085 to 0.115	116	70 to 130	1.02	20
BA04685	Thallium, Dissolved	mg/L	0.00000256	0.0001474	0.10	0.100	0.105	0.107	0.085 to 0.115	100	70 to 130	4.88	20
BA04687	Sodium, Total	mg/L	0.00146	0.044	5.00	4.87	4.76	4.95	4.25 to 5.75	97.4	70 to 130	2.28	20
BA04685	Aluminum, Dissolved	mg/L	-0.000338	0.0088	0.10	0.0911	0.0913	0.0929	0.085 to 0.115	91.1	70 to 130	0.219	20
BA04685	Beryllium, Dissolved	mg/L	0.0000614	0.00088	0.10	0.0966	0.101	0.1000	0.085 to 0.115	96.6	70 to 130	4.45	20
BA04685	Lead, Dissolved	mg/L	0.00000140	0.0001474	0.10	0.100	0.103	0.105	0.085 to 0.115	100	70 to 130	2.96	20
BA04685	Selenium, Dissolved	mg/L	0.0000811	0.00066	0.10	0.0952	0.0987	0.101	0.085 to 0.115	95.2	70 to 130	3.61	20
BA04687	Boron, Total	mg/L	0.00148	0.0650254	1.00	0.984	0.964	0.983	0.85 to 1.15	98.4	70 to 130	2.05	20
BA04687	Chromium, Total	mg/L	0.0000244	0.00044	0.10	0.101	0.101	0.101	0.085 to 0.115	101	70 to 130	0.00	20
BA04687	Iron, Total	mg/L	0.0000666	0.0176	0.2	0.200	0.196	0.200	0.17 to 0.23	100	70 to 130	2.02	20
BA04687	Lead, Total	mg/L	-0.00000052	0.0001474	0.10	0.104	0.104	0.103	0.085 to 0.115	104	70 to 130	0.00	20
BA04687	Selenium, Total	mg/L	0.000108	0.00066	0.10	0.0999	0.0995	0.101	0.085 to 0.115	99.9	70 to 130	0.401	20

Comments: The client submitted filtered samples for dissolved analysis, but no MB or LCS were submitted. Therefore, dissolved data is qualified.
LBM 3/25/2020

Reported: 3/25/2020
Version: 3.1
COA_CCR

Alabama Power
General Test Laboratory
744 County Road 87, GSC #8
Calera, AL 35040

Alabama Power

Batch QC Summary

Customer Account: WMWGASAP
Sample Date: 3/5/20 13:05
Customer ID:
Delivery Date: 3/6/20 08:22

Description: Gaston Ash Pond - GN-AP-MW-16 DUP

Laboratory ID Number: BA04684

Sample	Analysis	Units	MB	MB Limit	Spike	MS	Sample Duplicate	Standard	Standard Limit	Rec	Rec Limit	Prec	Prec Limit
BA04687	Fluoride	mg/L	0.037	0.05	2.50	2.49	0.0342	2.55	2.25 to 2.75	99.6	80 to 120	0.00	20
BA04681	Nitrogen, Nitrite	mg/L as N	-0.003	0.20	0.500	0.526	-0.003	0.760	0.675 to 0.825	105	90 to 110	0.00	15
BA04687	Chloride	mg/L	0.0201	0.50	10.0	9.73	0.224	10.3	9 to 11	97.3	80 to 120	0.00	20
BA04685	Alkalinity, Total as CaCO3	mg/L					51.2	51.6	45.0 to 55.0			8.98	10
BA04681	Nitrogen, Nitrate/Nitrite	mg/L as N	0.00	0.20	2.00	2.99	1.04	2.14	1.8 to 2.2	97.5	90 to 110	0.00	15
BA04687	Sulfate	mg/L	-0.749	0.50	20.0	17.8	-1.14	18.3	18 to 22	89.0	80 to 120	0.00	20

Comments: The client submitted filtered samples for dissolved analysis, but no MB or LCS were submitted. Therefore, dissolved data is qualified.
LBM 3/25/2020

Reported: 3/25/2020
Version: 3.1
COA_CCR

Alabama Power
General Test Laboratory
744 County Road 87, GSC #8
Calera, AL 35040

Certificate Of Analysis

Alabama Power

Description: Gaston Ash Pond - GN-AP-MW-20

Location Code: WMWGASAP
Collected: 3/5/20 13:25
Customer ID:
Submittal Date: 3/6/20 08:22

Laboratory ID Number: BA04685

Name	Prepared	Analyzed	Vio Spec	DF	Results	Units	MDL	RL	Q
Analytical Method: EPA 200.7	***Analyst: RDA***				***Preparation Method: EPA 1638***				
* Boron, Total	3/11/20 10:00	3/12/20 10:38		1.015	4.05	mg/L	0.03	0.1	
* Calcium, Total	3/11/20 10:00	3/12/20 11:13		10.15	182	mg/L	1.015	5.075	
Silicon, Total	3/11/20 10:00	3/12/20 10:38		1.015	2.83	mg/L	0.03	0.3	
* Iron, Total	3/11/20 10:00	3/12/20 10:38		1.015	Not Detected	mg/L	0.02	0.05	U
* Lithium, Total	3/11/20 10:00	3/12/20 10:38		1.015	0.126	mg/L	0.01	0.02	
* Magnesium, Total	3/11/20 10:00	3/12/20 11:13		10.15	54.8	mg/L	1.015	5.075	
Silica, Total (calc.)	3/11/20 10:00	3/12/20 10:38		1	6.06	mg/L			
* Sodium, Total	3/11/20 10:00	3/12/20 10:38		1.015	24.7	mg/L	0.1	0.5	
Analytical Method: EPA 200.7	***Analyst: RDA***								
* Iron, Dissolved	3/11/09 09:30	3/12/20 10:06		1.015	Not Detected	mg/L	0.02	0.05	U
Analytical Method: EPA 200.8	***Analyst: DLJ***				***Preparation Method: EPA 1638***				
* Antimony, Total	3/6/20 10:20	3/6/20 17:39		1.015	Not Detected	mg/L	0.0008	0.003	U
* Arsenic, Total	3/6/20 10:20	3/6/20 17:39		1.015	0.00406	mg/L	0.001	0.005	J
* Aluminum, Total	3/6/20 10:20	3/6/20 17:39		1.015	Not Detected	mg/L	0.02	0.06	U
* Barium, Total	3/6/20 10:20	3/6/20 17:39		1.015	0.0589	mg/L	0.002	0.01	
* Beryllium, Total	3/6/20 10:20	3/6/20 17:39		1.015	Not Detected	mg/L	0.0006	0.003	U
* Cadmium, Total	3/6/20 10:20	3/6/20 17:39		1.015	Not Detected	mg/L	0.0003	0.001	U
* Chromium, Total	3/6/20 10:20	3/6/20 17:39		1.015	Not Detected	mg/L	0.002	0.01	U
* Cobalt, Total	3/6/20 10:20	3/6/20 17:39		1.015	Not Detected	mg/L	0.002	0.005	U
* Lead, Total	3/6/20 10:20	3/6/20 17:39		1.015	Not Detected	mg/L	0.001	0.005	U
* Molybdenum, Total	3/6/20 10:20	3/6/20 17:39		1.015	0.752	mg/L	0.002	0.01	
* Manganese, Total	3/6/20 10:20	3/6/20 17:39		1.015	0.00252	mg/L	0.001	0.005	J
* Potassium, Total	3/6/20 10:20	3/6/20 17:39		1.015	4.91	mg/L	0.3	2.5	
* Selenium, Total	3/6/20 10:20	3/6/20 17:39		1.015	Not Detected	mg/L	0.002	0.01	U
* Thallium, Total	3/6/20 10:20	3/6/20 17:39		1.015	Not Detected	mg/L	0.0002	0.001	U
Analytical Method: EPA 200.8	***Analyst: DLJ***								
* Antimony, Dissolved	3/6/20 11:30	3/6/20 17:08		1.015	Not Detected	mg/L	0.0008	0.003	U
* Aluminum, Dissolved	3/6/20 11:30	3/6/20 17:08		1.015	Not Detected	mg/L	0.02	0.06	U
* Arsenic, Dissolved	3/6/20 11:30	3/6/20 17:08		1.015	0.00387	mg/L	0.001	0.005	J
* Beryllium, Dissolved	3/6/20 11:30	3/6/20 17:08		1.015	Not Detected	mg/L	0.0006	0.003	U

MDL's and RL's are adjusted for sample dilution, as applicable

Comments: The client submitted filtered samples for dissolved analysis, but no MB or LCS were submitted. Therefore, dissolved data is qualified.
LBM 3/25/2020

Reported: 3/25/2020
Version: 3.1
COA_CCR

Alabama Power
General Test Laboratory
744 County Road 87, GSC #8
Calera, AL 35040

Certificate Of Analysis

Alabama Power

Description: Gaston Ash Pond - GN-AP-MW-20

Location Code: WMWGASAP
Collected: 3/5/20 13:25
Customer ID:
Submittal Date: 3/6/20 08:22

Laboratory ID Number: BA04685

Name	Prepared	Analyzed	Vio Spec	DF	Results	Units	MDL	RL	Q
* Cadmium, Dissolved	3/6/20 11:30	3/6/20 17:08		1.015	Not Detected	mg/L	0.0003	0.001	U
* Chromium, Dissolved	3/6/20 11:30	3/6/20 17:08		1.015	Not Detected	mg/L	0.002	0.01	U
* Cobalt, Dissolved	3/6/20 11:30	3/6/20 17:08		1.015	Not Detected	mg/L	0.002	0.005	U
* Lead, Dissolved	3/6/20 11:30	3/6/20 17:08		1.015	Not Detected	mg/L	0.001	0.005	U
* Molybdenum, Dissolved	3/6/20 11:30	3/6/20 17:08		1.015	0.759	mg/L	0.002	0.01	
* Manganese, Dissolved	3/6/20 11:30	3/6/20 17:08		1.015	0.00266	mg/L	0.001	0.005	J
* Selenium, Dissolved	3/6/20 11:30	3/6/20 17:08		1.015	Not Detected	mg/L	0.002	0.01	U
* Thallium, Dissolved	3/6/20 11:30	3/6/20 17:08		1.015	Not Detected	mg/L	0.0002	0.001	U
Analytical Method: EPA 353.2	***Analyst: CES***								
* Nitrogen, Nitrate/Nitrite	3/6/20 12:27	3/6/20 12:27		1	Not Detected	mg/L as N	0.20	0.3	U
Nitrogen, Nitrate (calc.)	3/6/20 14:55	3/6/20 14:55		1	Not Detected	mg/L as N			U
Nitrogen, Nitrite	3/6/20 14:55	3/6/20 14:55		1	Not Detected	mg/L as N	0.20	0.3	U
Analytical Method: SM 2320 B	***Analyst: JAG***								
Alkalinity, Total as CaCO3	3/9/20 13:05	3/9/20 13:34		1	46.8	mg/L		0.1	
Analytical Method: SM 4500CO2 D	***Analyst: JAG***								
Bicarbonate Alkalinity, (calc.)	3/9/20 13:05	3/9/20 13:34		1	46.4	mg/L			
Carbonate Alkalinity, (calc.)	3/9/20 13:05	3/9/20 13:34		1	0.40	mg/L			
Analytical Method: SM 4500PF-OP	***Analyst: CES***								
Ortho Phosphate	3/6/20 14:14	3/6/20 14:14		1	Not Detected	mg/L as P	0.010	0.03	U
Analytical Method: SM 5310 B	***Analyst: HRG***								
* Total Organic Carbon	3/19/20 12:19	3/19/20 12:19		1	Not Detected	mg/L	1.00	2	U
Analytical Method: SM4500Cl E	***Analyst: JCC***								
* Chloride	3/6/20 14:32	3/6/20 14:32		1	19.2	mg/L	0.50	1	
Analytical Method: SM4500F G 2017	***Analyst: JCC***								
* Fluoride	3/9/20 11:59	3/9/20 11:59		1	0.0654	mg/L	0.05	0.1	J
Analytical Method: SM4500SO4 E	***Analyst: JCC***								
* Sulfate	3/6/20 10:22	3/6/20 10:22		100	615	mg/L	50.00	100	

MDL's and RL's are adjusted for sample dilution, as applicable

Comments: The client submitted filtered samples for dissolved analysis, but no MB or LCS were submitted. Therefore, dissolved data is qualified.
LBM 3/25/2020

Reported: 3/25/2020
Version: 3.1
COA_CCR

Alabama Power
General Test Laboratory
744 County Road 87, GSC #8
Calera, AL 35040

Batch QC Summary

Alabama Power

Customer Account: WMWGASAP
Sample Date: 3/5/20 13:25
Customer ID:
Delivery Date: 3/6/20 08:22

Description: Gaston Ash Pond - GN-AP-MW-20

Laboratory ID Number: BA04685

Sample	Analysis	Units	MB	MB Limit	Spike	MS	MSD	Standard	Standard Limit	Rec	Rec Limit	Prec	Prec Limit
BA04687	Calcium, Total	mg/L	-0.00119	0.1518	5.00	5.03	4.92	5.05	4.25 to 5.75	101	70 to 130	2.21	20
BA04685	Molybdenum, Dissolved	mg/L	0.00000543	0.0001474	0.10	0.875	0.884	0.0950	0.085 to 0.115	116	70 to 130	1.02	20
BA04685	Thallium, Dissolved	mg/L	0.00000256	0.0001474	0.10	0.100	0.105	0.107	0.085 to 0.115	100	70 to 130	4.88	20
BA04687	Sodium, Total	mg/L	0.00146	0.044	5.00	4.87	4.76	4.95	4.25 to 5.75	97.4	70 to 130	2.28	20
BA04681	Ortho Phosphate	mg/L as P	0.001	0.015	0.250	0.249	0.306	0.245	0.225 to 0.275	99.6	80 to 120	20.5	10
BA04687	Barium, Total	mg/L	-0.00000416	0.0002	0.10	0.0958	0.0957	0.0938	0.085 to 0.115	95.8	70 to 130	0.104	20
BA04687	Thallium, Total	mg/L	0.00000004	0.0001474	0.10	0.105	0.106	0.106	0.085 to 0.115	105	70 to 130	0.948	20
BA04687	Lithium, Total	mg/L	-0.000271	0.0154	0.20	0.190	0.186	0.192	0.17 to 0.23	95.0	70 to 130	2.13	20
BA04687	Magnesium, Total	mg/L	-0.000918	0.0462	5.00	4.99	4.89	5.01	4.25 to 5.75	99.8	70 to 130	2.02	20
BA04687	Manganese, Total	mg/L	0.0000131	0.0001474	0.10	0.101	0.102	0.101	0.085 to 0.115	101	70 to 130	0.985	20
BA04687	Silicon, Total	mg/L	-0.000527	0.044	1.00	1.03	1.01	1.02	0.850 to 1.15	103	70 to 130	1.96	20
BA04687	Total Organic Carbon	mg/L	0.40	1.00	10.0	10.3	10.4	10.3	9 to 11	103	80 to 120	0.966	20
BA04685	Arsenic, Dissolved	mg/L	0.00000431	0.0001474	0.10	0.103	0.103	0.102	0.085 to 0.115	99.1	70 to 130	0.00	20
BA04685	Cobalt, Dissolved	mg/L	-0.00000077	0.0001474	0.10	0.0930	0.0927	0.0982	0.085 to 0.115	93.0	70 to 130	0.323	20
BA04685	Iron, Dissolved	mg/L	0.000339	0.0176	0.2	0.210	0.213	0.203	0.17 to 0.23	105	70 to 130	1.42	20
BA04687	Arsenic, Total	mg/L	-0.00000270	0.0001474	0.10	0.103	0.102	0.102	0.085 to 0.115	103	70 to 130	0.976	20
BA04687	Beryllium, Total	mg/L	0.0000561	0.00088	0.10	0.101	0.0992	0.0987	0.085 to 0.115	101	70 to 130	1.80	20
BA04685	Aluminum, Dissolved	mg/L	-0.000338	0.0088	0.10	0.0911	0.0913	0.0929	0.085 to 0.115	91.1	70 to 130	0.219	20
BA04685	Beryllium, Dissolved	mg/L	0.0000614	0.00088	0.10	0.0966	0.101	0.1000	0.085 to 0.115	96.6	70 to 130	4.45	20
BA04685	Lead, Dissolved	mg/L	0.00000140	0.0001474	0.10	0.100	0.103	0.105	0.085 to 0.115	100	70 to 130	2.96	20
BA04685	Selenium, Dissolved	mg/L	0.0000811	0.00066	0.10	0.0952	0.0987	0.101	0.085 to 0.115	95.2	70 to 130	3.61	20
BA04687	Boron, Total	mg/L	0.00148	0.0650254	1.00	0.984	0.964	0.983	0.85 to 1.15	98.4	70 to 130	2.05	20
BA04687	Chromium, Total	mg/L	0.0000244	0.00044	0.10	0.101	0.101	0.101	0.085 to 0.115	101	70 to 130	0.00	20
BA04687	Iron, Total	mg/L	0.0000666	0.0176	0.2	0.200	0.196	0.200	0.17 to 0.23	100	70 to 130	2.02	20

Comments: The client submitted filtered samples for dissolved analysis, but no MB or LCS were submitted. Therefore, dissolved data is qualified.
LBM 3/25/2020

Reported: 3/25/2020
Version: 3.1
COA_CCR

Alabama Power
General Test Laboratory
744 County Road 87, GSC #8
Calera, AL 35040

Batch QC Summary

Alabama Power

Customer Account: WMWGASAP
Sample Date: 3/5/20 13:25
Customer ID:
Delivery Date: 3/6/20 08:22

Description: Gaston Ash Pond - GN-AP-MW-20

Laboratory ID Number: BA04685

Sample	Analysis	Units	MB	MB Limit	Spike	MS	MSD	Standard	Standard Limit	Rec	Rec Limit	Prec	Prec Limit
BA04687	Lead, Total	mg/L	-0.00000052	0.0001474	0.10	0.104	0.104	0.103	0.085 to 0.115	104	70 to 130	0.00	20
BA04687	Selenium, Total	mg/L	0.000108	0.00066	0.10	0.0999	0.0995	0.101	0.085 to 0.115	99.9	70 to 130	0.401	20
BA04685	Chromium, Dissolved	mg/L	-0.0000109	0.00044	0.10	0.0973	0.0961	0.103	0.085 to 0.115	97.3	70 to 130	1.24	20
BA04685	Manganese, Dissolved	mg/L	0.00000596	0.0001474	0.10	0.100	0.0989	0.104	0.085 to 0.115	97.3	70 to 130	1.11	20
BA04687	Aluminum, Total	mg/L	0.000215	0.0088	0.10	0.0939	0.0938	0.0945	0.085 to 0.115	93.9	70 to 130	0.107	20
BA04687	Cadmium, Total	mg/L	0.00000371	0.0001474	0.10	0.0985	0.0985	0.0990	0.085 to 0.115	98.5	70 to 130	0.00	20
BA04687	Cobalt, Total	mg/L	-0.00000117	0.0001474	0.10	0.0961	0.0975	0.0963	0.085 to 0.115	96.1	70 to 130	1.45	20
BA04687	Molybdenum, Total	mg/L	0.0000343	0.0001474	0.10	0.0920	0.0941	0.0917	0.085 to 0.115	92.0	70 to 130	2.26	20
BA04687	Antimony, Total	mg/L	0.000155	0.00066	0.10	0.0912	0.0921	0.0905	0.085 to 0.115	91.2	70 to 130	0.982	20
BA04685	Cadmium, Dissolved	mg/L	0.0000113	0.0001474	0.10	0.0928	0.0937	0.101	0.085 to 0.115	92.8	70 to 130	0.965	20
BA04685	Antimony, Dissolved	mg/L	0.000150	0.00066	0.10	0.0947	0.0938	0.0912	0.085 to 0.115	94.7	70 to 130	0.955	20
BA04687	Potassium, Total	mg/L	0.000225	0.3674	10.0	9.80	9.76	9.71	8.5 to 11.5	98.0	70 to 130	0.409	20

Comments: The client submitted filtered samples for dissolved analysis, but no MB or LCS were submitted. Therefore, dissolved data is qualified.
LBM 3/25/2020

Reported: 3/25/2020
Version: 3.1
COA_CCR

Alabama Power
General Test Laboratory
744 County Road 87, GSC #8
Calera, AL 35040

Alabama Power

Batch QC Summary

Customer Account: WMWGASAP
Sample Date: 3/5/20 13:25
Customer ID:
Delivery Date: 3/6/20 08:22

Description: Gaston Ash Pond - GN-AP-MW-20

Laboratory ID Number: BA04685

Sample	Analysis	Units	MB	MB Limit	Spike	MS	Sample Duplicate	Standard	Standard Limit	Rec	Rec Limit	Prec	Prec Limit
BA04681	Nitrogen, Nitrite	mg/L as N	-0.003	0.20	0.500	0.526	-0.003	0.760	0.675 to 0.825	105	90 to 110	0.00	15
BA04685	Alkalinity, Total as CaCO3	mg/L					51.2	51.6	45.0 to 55.0			8.98	10
BA04687	Fluoride	mg/L	0.037	0.05	2.50	2.49	0.0342	2.55	2.25 to 2.75	99.6	80 to 120	0.00	20
BA04681	Nitrogen, Nitrate/Nitrite	mg/L as N	0.00	0.20	2.00	2.99	1.04	2.14	1.8 to 2.2	97.5	90 to 110	0.00	15
BA04687	Sulfate	mg/L	-0.749	0.50	20.0	17.8	-1.14	18.3	18 to 22	89.0	80 to 120	0.00	20
BA04687	Chloride	mg/L	0.0201	0.50	10.0	9.73	0.224	10.3	9 to 11	97.3	80 to 120	0.00	20

Comments: The client submitted filtered samples for dissolved analysis, but no MB or LCS were submitted. Therefore, dissolved data is qualified.
LBM 3/25/2020

Alabama Power
General Test Laboratory
744 County Road 87, GSC #8
Calera, AL 35040

Certificate Of Analysis

Alabama Power

Description: Gaston Ash Pond Equipment Blank

Location Code: WMWGASAPEB
Collected: 3/5/20 16:18
Customer ID:
Submittal Date: 3/6/20 08:22

Laboratory ID Number: BA04686

Name	Prepared	Analyzed	Vio Spec	DF	Results	Units	MDL	RL	Q
Analytical Method: EPA 200.7	***Analyst: RDA***				***Preparation Method: EPA 1638***				
* Boron, Total	3/11/20 10:00	3/12/20 10:41		1.015	Not Detected	mg/L	0.03	0.1	U
* Calcium, Total	3/11/20 10:00	3/12/20 10:41		1.015	Not Detected	mg/L	0.1	0.5	U
Silicon, Total	3/11/20 10:00	3/12/20 10:41		1.015	Not Detected	mg/L	0.03	0.3	U
* Iron, Total	3/11/20 10:00	3/12/20 10:41		1.015	Not Detected	mg/L	0.02	0.05	U
* Lithium, Total	3/11/20 10:00	3/12/20 10:41		1.015	Not Detected	mg/L	0.01	0.02	U
* Magnesium, Total	3/11/20 10:00	3/12/20 10:41		1.015	Not Detected	mg/L	0.1	0.5	U
Silica, Total (calc.)	3/11/20 10:00	3/12/20 10:41		1	Not Detected	mg/L			U
* Sodium, Total	3/11/20 10:00	3/12/20 10:41		1.015	Not Detected	mg/L	0.1	0.5	U
Analytical Method: EPA 200.8	***Analyst: DLJ***				***Preparation Method: EPA 1638***				
* Antimony, Total	3/6/20 10:20	3/6/20 17:42		1.015	Not Detected	mg/L	0.0008	0.003	U
* Aluminum, Total	3/6/20 10:20	3/6/20 17:42		1.015	Not Detected	mg/L	0.02	0.06	U
* Arsenic, Total	3/6/20 10:20	3/6/20 17:42		1.015	Not Detected	mg/L	0.001	0.005	U
* Barium, Total	3/6/20 10:20	3/6/20 17:42		1.015	Not Detected	mg/L	0.002	0.01	U
* Beryllium, Total	3/6/20 10:20	3/6/20 17:42		1.015	Not Detected	mg/L	0.0006	0.003	U
* Cadmium, Total	3/6/20 10:20	3/6/20 17:42		1.015	Not Detected	mg/L	0.0003	0.001	U
* Chromium, Total	3/6/20 10:20	3/6/20 17:42		1.015	Not Detected	mg/L	0.002	0.01	U
* Cobalt, Total	3/6/20 10:20	3/6/20 17:42		1.015	Not Detected	mg/L	0.002	0.005	U
* Lead, Total	3/6/20 10:20	3/6/20 17:42		1.015	Not Detected	mg/L	0.001	0.005	U
* Molybdenum, Total	3/6/20 10:20	3/6/20 17:42		1.015	Not Detected	mg/L	0.002	0.01	U
* Manganese, Total	3/6/20 10:20	3/6/20 17:42		1.015	Not Detected	mg/L	0.001	0.005	U
* Potassium, Total	3/6/20 10:20	3/6/20 17:42		1.015	Not Detected	mg/L	0.3	2.5	U
* Selenium, Total	3/6/20 10:20	3/6/20 17:42		1.015	Not Detected	mg/L	0.002	0.01	U
* Thallium, Total	3/6/20 10:20	3/6/20 17:42		1.015	Not Detected	mg/L	0.0002	0.001	U
Analytical Method: EPA 353.2	***Analyst: CES***								
* Nitrogen, Nitrate/Nitrite	3/6/20 12:28	3/6/20 12:28		1	Not Detected	mg/L as N	0.20	0.3	U
Nitrogen, Nitrate (calc.)	3/6/20 14:56	3/6/20 14:56		1	Not Detected	mg/L as N			U
Nitrogen, Nitrite	3/6/20 14:56	3/6/20 14:56		1	Not Detected	mg/L as N	0.20	0.3	U
Analytical Method: SM 4500PF-OP	***Analyst: CES***								
Ortho Phosphate	3/6/20 14:15	3/6/20 14:15		1	Not Detected	mg/L as P	0.010	0.03	U

MDL's and RL's are adjusted for sample dilution, as applicable

Comments:

Alabama Power
General Test Laboratory
744 County Road 87, GSC #8
Calera, AL 35040

Certificate Of Analysis

Alabama Power

Description: Gaston Ash Pond Equipment Blank

Location Code: WMWGASAPEB
Collected: 3/5/20 16:18
Customer ID:
Submittal Date: 3/6/20 08:22

Laboratory ID Number: BA04686

Name	Prepared	Analyzed	Vio Spec	DF	Results	Units	MDL	RL	Q
Analytical Method: SM 5310 B		***Analyst: HRG***							
* Total Organic Carbon	3/19/20 12:31	3/19/20 12:31		1	Not Detected	mg/L	1.00	2	U
Analytical Method: SM4500Cl E		***Analyst: JCC***							
* Chloride	3/6/20 14:33	3/6/20 14:33		1	Not Detected	mg/L	0.50	1	U
Analytical Method: SM4500F G 2017		***Analyst: JCC***							
* Fluoride	3/9/20 12:00	3/9/20 12:00		1	Not Detected	mg/L	0.05	0.1	U
Analytical Method: SM4500SO4 E		***Analyst: JCC***							
* Sulfate	3/6/20 10:23	3/6/20 10:23		1	Not Detected	mg/L	0.50	1	U

MDL's and RL's are adjusted for sample dilution, as applicable

Comments:

Reported: 3/25/2020
Version: 3.1
COA_CCR

Alabama Power
General Test Laboratory
744 County Road 87, GSC #8
Calera, AL 35040

Batch QC Summary

Alabama Power

Customer Account: WMWGASAPEB
Sample Date: 3/5/20 16:18
Customer ID:
Delivery Date: 3/6/20 08:22

Description:Gaston Ash Pond Equipment Blank

Laboratory ID Number: BA04686

Sample	Analysis	Units	MB	MB Limit	Spike	MS	MSD	Standard	Standard Limit	Rec	Rec Limit	Prec	Prec Limit
BA04687	Calcium, Total	mg/L	-0.00119	0.1518	5.00	5.03	4.92	5.05	4.25 to 5.75	101	70 to 130	2.21	20
BA04687	Sodium, Total	mg/L	0.00146	0.044	5.00	4.87	4.76	4.95	4.25 to 5.75	97.4	70 to 130	2.28	20
BA04687	Potassium, Total	mg/L	0.000225	0.3674	10.0	9.80	9.76	9.71	8.5 to 11.5	98.0	70 to 130	0.409	20
BA04687	Arsenic, Total	mg/L	-0.00000270	0.0001474	0.10	0.103	0.102	0.102	0.085 to 0.115	103	70 to 130	0.976	20
BA04687	Beryllium, Total	mg/L	0.0000561	0.00088	0.10	0.101	0.0992	0.0987	0.085 to 0.115	101	70 to 130	1.80	20
BA04681	Ortho Phosphate	mg/L as P	0.001	0.015	0.250	0.249	0.306	0.245	0.225 to 0.275	99.6	80 to 120	20.5	10
BA04687	Barium, Total	mg/L	-0.00000416	0.0002	0.10	0.0958	0.0957	0.0938	0.085 to 0.115	95.8	70 to 130	0.104	20
BA04687	Thallium, Total	mg/L	0.00000004	0.0001474	0.10	0.105	0.106	0.106	0.085 to 0.115	105	70 to 130	0.948	20
BA04687	Aluminum, Total	mg/L	0.000215	0.0088	0.10	0.0939	0.0938	0.0945	0.085 to 0.115	93.9	70 to 130	0.107	20
BA04687	Cadmium, Total	mg/L	0.00000371	0.0001474	0.10	0.0985	0.0985	0.0990	0.085 to 0.115	98.5	70 to 130	0.00	20
BA04687	Cobalt, Total	mg/L	-0.00000117	0.0001474	0.10	0.0961	0.0975	0.0963	0.085 to 0.115	96.1	70 to 130	1.45	20
BA04687	Molybdenum, Total	mg/L	0.0000343	0.0001474	0.10	0.0920	0.0941	0.0917	0.085 to 0.115	92.0	70 to 130	2.26	20
BA04687	Antimony, Total	mg/L	0.000155	0.00066	0.10	0.0912	0.0921	0.0905	0.085 to 0.115	91.2	70 to 130	0.982	20
BA04687	Lithium, Total	mg/L	-0.000271	0.0154	0.20	0.190	0.186	0.192	0.17 to 0.23	95.0	70 to 130	2.13	20
BA04687	Magnesium, Total	mg/L	-0.000918	0.0462	5.00	4.99	4.89	5.01	4.25 to 5.75	99.8	70 to 130	2.02	20
BA04687	Manganese, Total	mg/L	0.0000131	0.0001474	0.10	0.101	0.102	0.101	0.085 to 0.115	101	70 to 130	0.985	20
BA04687	Silicon, Total	mg/L	-0.000527	0.044	1.00	1.03	1.01	1.02	0.850 to 1.15	103	70 to 130	1.96	20
BA04687	Total Organic Carbon	mg/L	0.40	1.00	10.0	10.3	10.4	10.3	9 to 11	103	80 to 120	0.966	20
BA04687	Boron, Total	mg/L	0.00148	0.0650254	1.00	0.984	0.964	0.983	0.85 to 1.15	98.4	70 to 130	2.05	20
BA04687	Chromium, Total	mg/L	0.0000244	0.00044	0.10	0.101	0.101	0.101	0.085 to 0.115	101	70 to 130	0.00	20
BA04687	Iron, Total	mg/L	0.0000666	0.0176	0.2	0.200	0.196	0.200	0.17 to 0.23	100	70 to 130	2.02	20
BA04687	Lead, Total	mg/L	-0.00000052	0.0001474	0.10	0.104	0.104	0.103	0.085 to 0.115	104	70 to 130	0.00	20
BA04687	Selenium, Total	mg/L	0.000108	0.00066	0.10	0.0999	0.0995	0.101	0.085 to 0.115	99.9	70 to 130	0.401	20

Comments:

Alabama Power
General Test Laboratory
744 County Road 87, GSC #8
Calera, AL 35040

Alabama Power

Batch QC Summary

Customer Account: WMWGASAPEB
Sample Date: 3/5/20 16:18
Customer ID:
Delivery Date: 3/6/20 08:22

Description: Gaston Ash Pond Equipment Blank

Laboratory ID Number: BA04686

Sample	Analysis	Units	MB	MB Limit	Spike	MS	Sample Duplicate	Standard	Standard Limit	Rec	Rec Limit	Prec	Prec Limit
BA04681	Nitrogen, Nitrite	mg/L as N	-0.003	0.20	0.500	0.526	-0.003	0.760	0.675 to 0.825	105	90 to 110	0.00	15
BA04687	Fluoride	mg/L	0.037	0.05	2.50	2.49	0.0342	2.55	2.25 to 2.75	99.6	80 to 120	0.00	20
BA04681	Nitrogen, Nitrate/Nitrite	mg/L as N	0.00	0.20	2.00	2.99	1.04	2.14	1.8 to 2.2	97.5	90 to 110	0.00	15
BA04687	Chloride	mg/L	0.0201	0.50	10.0	9.73	0.224	10.3	9 to 11	97.3	80 to 120	0.00	20
BA04687	Sulfate	mg/L	-0.749	0.50	20.0	17.8	-1.14	18.3	18 to 22	89.0	80 to 120	0.00	20

Comments:

Alabama Power
General Test Laboratory
744 County Road 87, GSC #8
Calera, AL 35040

Certificate Of Analysis

Alabama Power

Description: Gaston Ash Pond Field Blank

Location Code: WMWGASAPFB
Collected: 3/5/20 16:07
Customer ID:
Submittal Date: 3/6/20 08:22

Laboratory ID Number: BA04687

Name	Prepared	Analyzed	Vio Spec	DF	Results	Units	MDL	RL	Q
Analytical Method: EPA 200.7	***Analyst: RDA***				***Preparation Method: EPA 1638***				
* Boron, Total	3/11/20 10:00	3/12/20 10:44		1.015	Not Detected	mg/L	0.03	0.1	U
* Calcium, Total	3/11/20 10:00	3/12/20 10:44		1.015	Not Detected	mg/L	0.1	0.5	U
Silicon, Total	3/11/20 10:00	3/12/20 10:44		1.015	Not Detected	mg/L	0.03	0.3	U
* Iron, Total	3/11/20 10:00	3/12/20 10:44		1.015	Not Detected	mg/L	0.02	0.05	U
* Lithium, Total	3/11/20 10:00	3/12/20 10:44		1.015	Not Detected	mg/L	0.01	0.02	U
* Magnesium, Total	3/11/20 10:00	3/12/20 10:44		1.015	Not Detected	mg/L	0.1	0.5	U
Silica, Total (calc.)	3/11/20 10:00	3/12/20 10:44		1	Not Detected	mg/L			U
* Sodium, Total	3/11/20 10:00	3/12/20 10:44		1.015	Not Detected	mg/L	0.1	0.5	U
Analytical Method: EPA 200.8	***Analyst: DLJ***				***Preparation Method: EPA 1638***				
* Antimony, Total	3/6/20 10:20	3/6/20 17:45		1.015	Not Detected	mg/L	0.0008	0.003	U
* Aluminum, Total	3/6/20 10:20	3/6/20 17:45		1.015	Not Detected	mg/L	0.02	0.06	U
* Arsenic, Total	3/6/20 10:20	3/6/20 17:45		1.015	Not Detected	mg/L	0.001	0.005	U
* Barium, Total	3/6/20 10:20	3/6/20 17:45		1.015	Not Detected	mg/L	0.002	0.01	U
* Beryllium, Total	3/6/20 10:20	3/6/20 17:45		1.015	Not Detected	mg/L	0.0006	0.003	U
* Cadmium, Total	3/6/20 10:20	3/6/20 17:45		1.015	Not Detected	mg/L	0.0003	0.001	U
* Chromium, Total	3/6/20 10:20	3/6/20 17:45		1.015	Not Detected	mg/L	0.002	0.01	U
* Cobalt, Total	3/6/20 10:20	3/6/20 17:45		1.015	Not Detected	mg/L	0.002	0.005	U
* Lead, Total	3/6/20 10:20	3/6/20 17:45		1.015	Not Detected	mg/L	0.001	0.005	U
* Molybdenum, Total	3/6/20 10:20	3/6/20 17:45		1.015	Not Detected	mg/L	0.002	0.01	U
* Manganese, Total	3/6/20 10:20	3/6/20 17:45		1.015	Not Detected	mg/L	0.001	0.005	U
* Potassium, Total	3/6/20 10:20	3/6/20 17:45		1.015	Not Detected	mg/L	0.3	2.5	U
* Selenium, Total	3/6/20 10:20	3/6/20 17:45		1.015	Not Detected	mg/L	0.002	0.01	U
* Thallium, Total	3/6/20 10:20	3/6/20 17:45		1.015	Not Detected	mg/L	0.0002	0.001	U
Analytical Method: EPA 353.2	***Analyst: CES***								
* Nitrogen, Nitrate/Nitrite	3/6/20 12:29	3/6/20 12:29		1	Not Detected	mg/L as N	0.20	0.3	U
Nitrogen, Nitrate (calc.)	3/6/20 14:57	3/6/20 14:57		1	Not Detected	mg/L as N			U
Nitrogen, Nitrite	3/6/20 14:57	3/6/20 14:57		1	Not Detected	mg/L as N	0.20	0.3	U
Analytical Method: SM 4500PF-OP	***Analyst: CES***								
Ortho Phosphate	3/6/20 14:16	3/6/20 14:16		1	Not Detected	mg/L as P	0.010	0.03	U

MDL's and RL's are adjusted for sample dilution, as applicable

Comments:

Alabama Power
General Test Laboratory
744 County Road 87, GSC #8
Calera, AL 35040

Certificate Of Analysis

Alabama Power

Description: Gaston Ash Pond Field Blank

Location Code: WMWGASAPFB
Collected: 3/5/20 16:07
Customer ID:
Submittal Date: 3/6/20 08:22

Laboratory ID Number: BA04687

Name	Prepared	Analyzed	Vio Spec	DF	Results	Units	MDL	RL	Q
Analytical Method: SM 5310 B		***Analyst: HRG***							
* Total Organic Carbon	3/19/20 12:40	3/19/20 12:40		1	Not Detected	mg/L	1.00	2	U
Analytical Method: SM4500Cl E		***Analyst: JCC***							
* Chloride	3/6/20 14:35	3/6/20 14:35		1	Not Detected	mg/L	0.50	1	U
Analytical Method: SM4500F G 2017		***Analyst: JCC***							
* Fluoride	3/9/20 12:01	3/9/20 12:01		1	Not Detected	mg/L	0.05	0.1	U
Analytical Method: SM4500SO4 E		***Analyst: JCC***							
* Sulfate	3/6/20 10:24	3/6/20 10:24		1	Not Detected	mg/L	0.50	1	U

MDL's and RL's are adjusted for sample dilution, as applicable

Comments:

Reported: 3/25/2020
Version: 3.1
COA_CCR

Alabama Power
General Test Laboratory
744 County Road 87, GSC #8
Calera, AL 35040

Batch QC Summary

Alabama Power

Customer Account: WMWGASAPFB
Sample Date: 3/5/20 16:07
Customer ID:
Delivery Date: 3/6/20 08:22

Description: Gaston Ash Pond Field Blank

Laboratory ID Number: BA04687

Sample	Analysis	Units	MB	MB Limit	Spike	MS	MSD	Standard	Standard Limit	Rec	Rec Limit	Prec	Prec Limit
BA04687	Sodium, Total	mg/L	0.00146	0.044	5.00	4.87	4.76	4.95	4.25 to 5.75	97.4	70 to 130	2.28	20
BA04687	Calcium, Total	mg/L	-0.00119	0.1518	5.00	5.03	4.92	5.05	4.25 to 5.75	101	70 to 130	2.21	20
BA04687	Potassium, Total	mg/L	0.000225	0.3674	10.0	9.80	9.76	9.71	8.5 to 11.5	98.0	70 to 130	0.409	20
BA04687	Aluminum, Total	mg/L	0.000215	0.0088	0.10	0.0939	0.0938	0.0945	0.085 to 0.115	93.9	70 to 130	0.107	20
BA04687	Cadmium, Total	mg/L	0.00000371	0.0001474	0.10	0.0985	0.0985	0.0990	0.085 to 0.115	98.5	70 to 130	0.00	20
BA04687	Cobalt, Total	mg/L	-0.00000117	0.0001474	0.10	0.0961	0.0975	0.0963	0.085 to 0.115	96.1	70 to 130	1.45	20
BA04687	Molybdenum, Total	mg/L	0.0000343	0.0001474	0.10	0.0920	0.0941	0.0917	0.085 to 0.115	92.0	70 to 130	2.26	20
BA04687	Antimony, Total	mg/L	0.000155	0.00066	0.10	0.0912	0.0921	0.0905	0.085 to 0.115	91.2	70 to 130	0.982	20
BA04681	Ortho Phosphate	mg/L as P	0.001	0.015	0.250	0.249	0.306	0.245	0.225 to 0.275	99.6	80 to 120	20.5	10
BA04687	Barium, Total	mg/L	-0.00000416	0.0002	0.10	0.0958	0.0957	0.0938	0.085 to 0.115	95.8	70 to 130	0.104	20
BA04687	Thallium, Total	mg/L	0.00000004	0.0001474	0.10	0.105	0.106	0.106	0.085 to 0.115	105	70 to 130	0.948	20
BA04687	Boron, Total	mg/L	0.00148	0.0650254	1.00	0.984	0.964	0.983	0.85 to 1.15	98.4	70 to 130	2.05	20
BA04687	Chromium, Total	mg/L	0.0000244	0.00044	0.10	0.101	0.101	0.101	0.085 to 0.115	101	70 to 130	0.00	20
BA04687	Iron, Total	mg/L	0.0000666	0.0176	0.2	0.200	0.196	0.200	0.17 to 0.23	100	70 to 130	2.02	20
BA04687	Lead, Total	mg/L	-0.00000052	0.0001474	0.10	0.104	0.104	0.103	0.085 to 0.115	104	70 to 130	0.00	20
BA04687	Selenium, Total	mg/L	0.000108	0.00066	0.10	0.0999	0.0995	0.101	0.085 to 0.115	99.9	70 to 130	0.401	20
BA04687	Lithium, Total	mg/L	-0.000271	0.0154	0.20	0.190	0.186	0.192	0.17 to 0.23	95.0	70 to 130	2.13	20
BA04687	Magnesium, Total	mg/L	-0.000918	0.0462	5.00	4.99	4.89	5.01	4.25 to 5.75	99.8	70 to 130	2.02	20
BA04687	Manganese, Total	mg/L	0.0000131	0.0001474	0.10	0.101	0.102	0.101	0.085 to 0.115	101	70 to 130	0.985	20
BA04687	Silicon, Total	mg/L	-0.000527	0.044	1.00	1.03	1.01	1.02	0.850 to 1.15	103	70 to 130	1.96	20
BA04687	Total Organic Carbon	mg/L	0.40	1.00	10.0	10.3	10.4	10.3	9 to 11	103	80 to 120	0.966	20
BA04687	Arsenic, Total	mg/L	-0.00000270	0.0001474	0.10	0.103	0.102	0.102	0.085 to 0.115	103	70 to 130	0.976	20
BA04687	Beryllium, Total	mg/L	0.0000561	0.00088	0.10	0.101	0.0992	0.0987	0.085 to 0.115	101	70 to 130	1.80	20

Comments:

Alabama Power
General Test Laboratory
744 County Road 87, GSC #8
Calera, AL 35040

Alabama Power

Batch QC Summary

Customer Account: WMWGASAPFB
Sample Date: 3/5/20 16:07
Customer ID:
Delivery Date: 3/6/20 08:22

Description: Gaston Ash Pond Field Blank

Laboratory ID Number: BA04687

Sample	Analysis	Units	MB	MB Limit	Spike	MS	Sample Duplicate	Standard	Standard Limit	Rec	Rec Limit	Prec	Prec Limit
BA04681	Nitrogen, Nitrite	mg/L as N	-0.003	0.20	0.500	0.526	-0.003	0.760	0.675 to 0.825	105	90 to 110	0.00	15
BA04681	Nitrogen, Nitrate/Nitrite	mg/L as N	0.00	0.20	2.00	2.99	1.04	2.14	1.8 to 2.2	97.5	90 to 110	0.00	15
BA04687	Fluoride	mg/L	0.037	0.05	2.50	2.49	0.0342	2.55	2.25 to 2.75	99.6	80 to 120	0.00	20
BA04687	Chloride	mg/L	0.0201	0.50	10.0	9.73	0.224	10.3	9 to 11	97.3	80 to 120	0.00	20
BA04687	Sulfate	mg/L	-0.749	0.50	20.0	17.8	-1.14	18.3	18 to 22	89.0	80 to 120	0.00	20

Comments:

Reported: 3/25/2020
Version: 3.1
COA_CCR

Alabama Power
General Test Laboratory
744 County Road 87, GSC #8
Calera, AL 35040
(205) 664-6001

Definitions

Alabama Power

Abbreviation	Description
DF	Dilution Factor
LCS	Lab Control Sample
LFM	Lab Fortified Matrix
MB	Method Blank
MDL	Method Detection Limit; minimum concentration of an analyte that can be determined with 99% confidence that the concentration is greater than zero.
MS	Matrix Spike
MSD	Matrix Spike Duplicate
Prec	Precision (% RPD)
Q	Qualifier; comment used to note deviations or additional information associated with analytical results.
QC	Quality Control
Rec	Recovery of Matrix Spike
RL	Reporting Limit; lowest concentration at which an analyte can be quantitatively measured.
Vio Spec	Violation Specification; regulatory limit which has been exceeded by the sample analyzed.

Qualifier	Description
J	Reported value is an estimate because concentration is less than reporting limit.
U	Compound was analyzed, but not detected.

TestAm[illegible]ca Pensacola
3355 McL[illegible] Drive
Pensacola, FL 32514
Phone (850) 474-1001 Fax (850) 478-2671

Chain of Custo[illegible] Record

TestAmerica
THE LEADER IN ENVIRONMENTAL TESTING

Client Information	Sampler: Rice Hayendorfer / Colton Evans	Lab PM: ~~Whitmire, Cheyenne R~~	Carrier Tracking No(s):	COC No: 400-74004-25076.1
Client Contact: [redacted]	Phone: 850-336-0192	E-Mail: ~~cheyenne.whitmire@testamericainc.com~~		Page: Page 1 of 1
Company: [redacted]				Job #:
Address: [redacted]	Due Date Requested:			
City: [redacted]	TAT Requested (days):			
State, Zip: [redacted]				
Phone: [redacted] 205-873-6372	PO #: [redacted]			
Email: [redacted] JRedwine@AnchorQEA.com	WO #:			
Project Name: [redacted] WMWGASAP-1266	Project #: [redacted]			
Site:	SSOW#:			

Analysis Requested

Preservation Codes:

A - HCL	M - Hexane
B - NaOH	N - None
C - Zn Acetate	O - AsNaO2
D - Nitric Acid	P - Na2O4S
E - NaHSO4	Q - Na2SO3
F - MeOH	R - Na2S2O3
G - Amchlor	S - H2SO4
H - Ascorbic Acid	T - TSP Dodecahydrate
I - Ice	U - Acetone
J - DI Water	V - MCAA
K - EDTA	W - pH 4-5
L - EDA	Z - other (specify)

Other:

Sample Identification	Sample Date	Sample Time	Sample Type (C=comp, G=grab)	Matrix (W=water, S=solid, O=waste/oil, BT=Tissue, A=Air)	Field Filtered Sample (Yes or No)	Perform MS/MSD (Yes or No)	[redacted]	[redacted]	[redacted]	[redacted]	Alk	Al, As, Antimony, Ba, Be, Boron	Cd, Calcium, Chloride, Cr, Co	TOC, Fluoride, Fe, Pb, Li, Mg	Mn, Mo, Nitrate, Nitrite	(ortho-P) K, Se, SiO2, Na	Sulfate, Tl	Dissolved metals List		Total Number of containers	Special Instructions/Note:
			Preservation Code:		X	X	S	D	N	S										X	
GN-AP-MW-5	3-5-20	1630	G	Water							X	X	X	X	X	X	X	X			This should be The same list as all The other sites
GN-AP-MW-16	3-5-20	1305		Water																	
GN-AP-MW-17	3-5-20	1445		Water																	
GN-AP-MW-16 Dup	3-5-20	1305																			
GN-AP-MW-20	3-5-20	1325																			
Equipment Blank	3-5-20	1618		DI water							X										
Field Blank	3-5-20	1607									X										

BA04681
82
83
84
85
86
87

Possible Hazard Identification
☐ Non-Hazard ☐ Flammable ☐ Skin Irritant ☐ Poison B ☐ Unknown ☐ Radiological

Sample Disposal (A fee may be assessed if samples are retained longer than 1 month)
☐ Return To Client ☐ Disposal By Lab ☐ Archive For _____ Months

Deliverable Requested: I, II, III, IV, Other (specify)

Special Instructions/QC Requirements: *No alkalinity on blanks. RBM 3/24/20

Empty Kit Relinquished by:	Date:	Time:	Method of Shipment:

Relinquished by:	Date/Time:	Company	Received by:	Date/Time:	Company
[signature]	3-5-20 1725	RDH EW	Chris Barnes	3-5-2020 1725	Anchor QEA
Chris Barnes	3/6/2020 8:08 am	Anchor QEA	Laura Mdlyff	3/6/2020 0812	APC

Custody Seals Intact: Δ Yes Δ No	Custody Seal No.:	Cooler Temperature(s) °C and Other Remarks:
	pH checked by RBM 3/6/20 for Metals & TOC #7901-43572-2-1 pH<2 RBM 3/6/20	0.9°C #5408-27568-2-2

Ver: 08/04/2016

Sample Identification QMW5
Comment GN-AP-MW-5

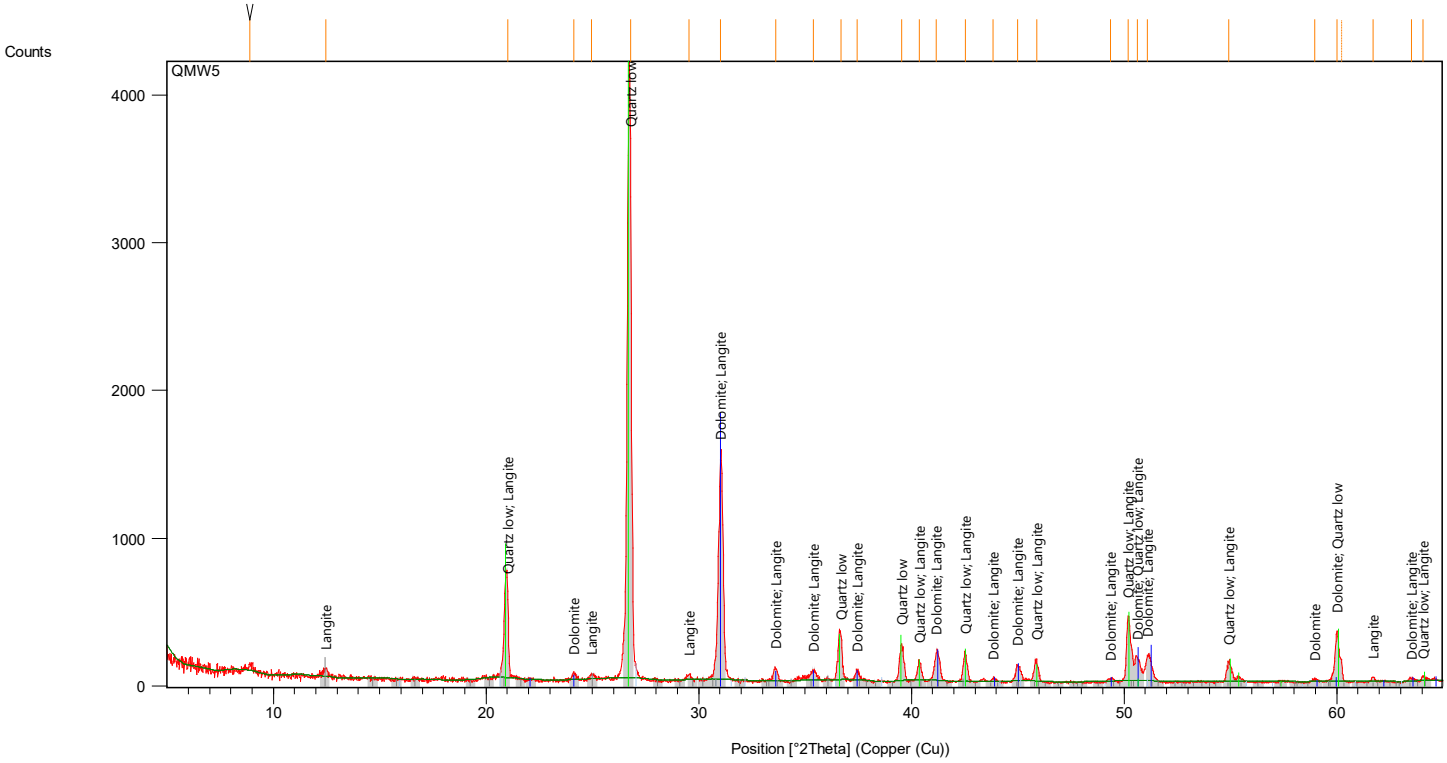

Pos. [°2Th.]	Height [cts]	FWHM Left [°2Th.]	d-spacing [Å]	Rel. Int. [%]
8.885925	36.565380	0.472320	9.95186	1.01
12.455540	57.324380	0.314880	7.10664	1.58
21.013030	581.013000	0.196800	4.22785	15.97
24.143930	44.025580	0.236160	3.68622	1.21
24.976180	34.165020	0.236160	3.56525	0.94
26.791360	3637.027000	0.216480	3.32767	100.00
29.547160	39.892330	0.157440	3.02328	1.10
31.032210	1497.694000	0.255840	2.88191	41.18
33.608690	91.082140	0.196800	2.66664	2.50
35.405820	68.840060	0.236160	2.53530	1.89
36.702570	285.489800	0.177120	2.44865	7.85
37.459260	70.563000	0.157440	2.40090	1.94
39.525510	252.265900	0.137760	2.28003	6.94
40.380000	129.531500	0.118080	2.23373	3.56
41.169480	190.551000	0.177120	2.19270	5.24
42.536880	204.662000	0.157440	2.12533	5.63
45.880880	156.945300	0.157440	1.97791	4.32
50.191240	442.292100	0.157440	1.81769	12.16
50.608460	162.597300	0.196800	1.80368	4.47
51.110300	177.277600	0.177120	1.78714	4.87
60.018360	345.186100	0.192000	1.54017	9.49
60.210800	151.931000	0.072000	1.53952	4.18

Mineral Name	Chemical Formula
Dolomite	Ca Mg (C O3)2
Quartz low	Si O2
Langite	Cu4 (S O4 (O H)6 H2 O) H2 O

Langite almost imperceptible

Sample Identification QMW16
Comment GN-AP-MW-16

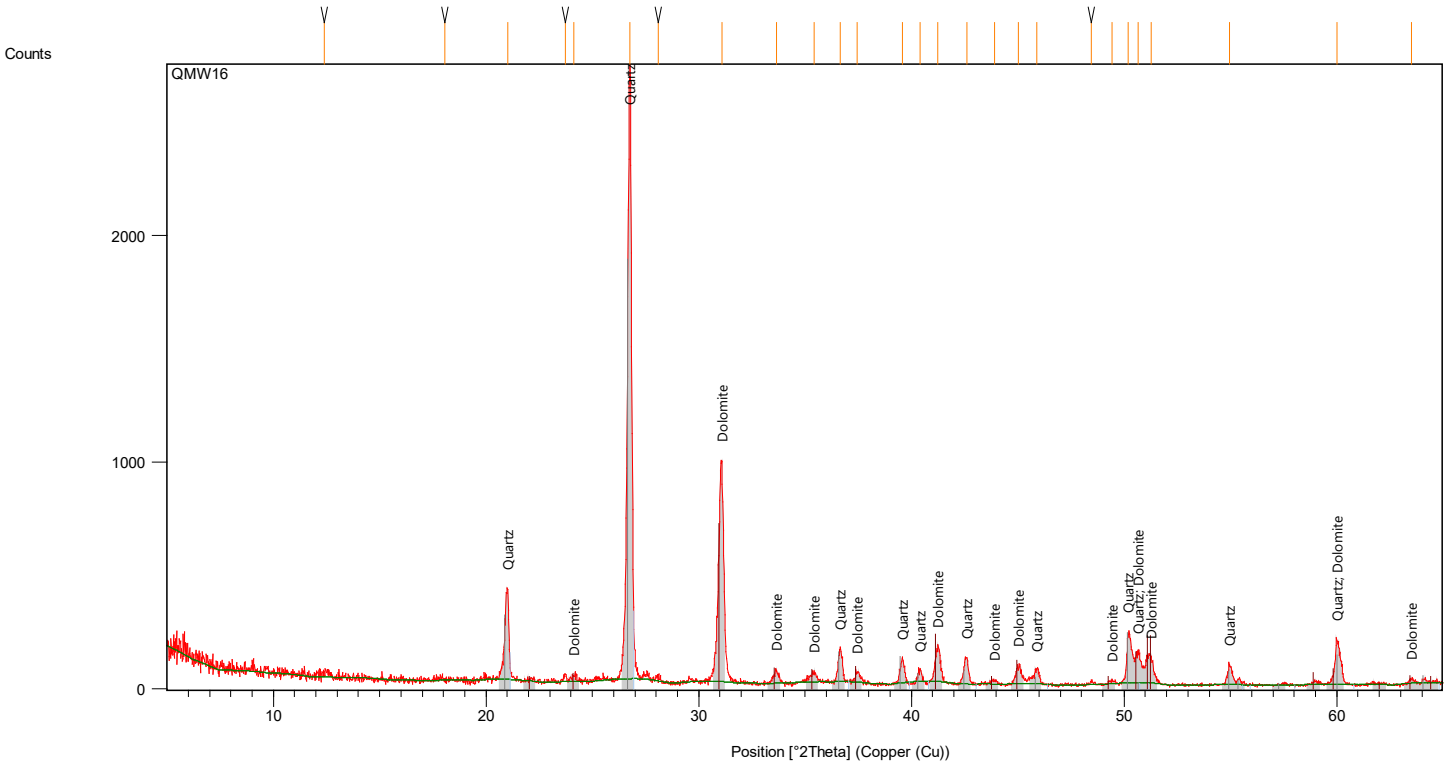

Pos. [°2Th.]	Height [cts]	FWHM Left [°2Th.]	d-spacing [Å]	Rel. Int. [%]
12.399770	17.823040	0.472320	7.13848	0.66
18.074630	5.124229	0.944640	4.90800	0.19
21.029610	399.714100	0.157440	4.22455	14.73
23.721440	33.784300	0.118080	3.75091	1.25
24.144500	25.350900	0.236160	3.68614	0.93
26.774350	2712.854000	0.196800	3.32975	100.00
28.092910	19.379690	0.236160	3.17639	0.71
31.091200	973.428800	0.196800	2.87657	35.88
33.648770	58.578010	0.157440	2.66355	2.16
35.417810	41.546840	0.314880	2.53447	1.53
36.659650	147.913800	0.196800	2.45141	5.45
37.454220	42.670660	0.236160	2.40122	1.57
39.582910	106.570600	0.236160	2.27685	3.93
40.398900	49.653310	0.236160	2.23273	1.83
41.244740	152.396400	0.275520	2.18887	5.62
42.610870	117.920400	0.196800	2.12181	4.35
43.903090	17.577890	0.236160	2.06231	0.65
45.046110	76.437320	0.275520	2.01260	2.82
45.897160	62.858430	0.196800	1.97724	2.32
48.466960	15.381580	0.236160	1.87825	0.57
49.438700	12.543400	0.314880	1.84358	0.46
50.205280	227.680400	0.118080	1.81721	8.39
50.662110	134.818800	0.157440	1.80190	4.97
51.281210	110.375100	0.314880	1.78159	4.07
54.969670	86.760240	0.236160	1.67045	3.20
60.014530	199.010800	0.196800	1.54154	7.34
63.517190	19.490840	0.236160	1.46471	0.72

Mineral Name	Chemical Formula
Quartz	Si O2
Dolomite	Ca Mg (C O3)2

Sample Identification MW17
Comment GN-AP-MW-17

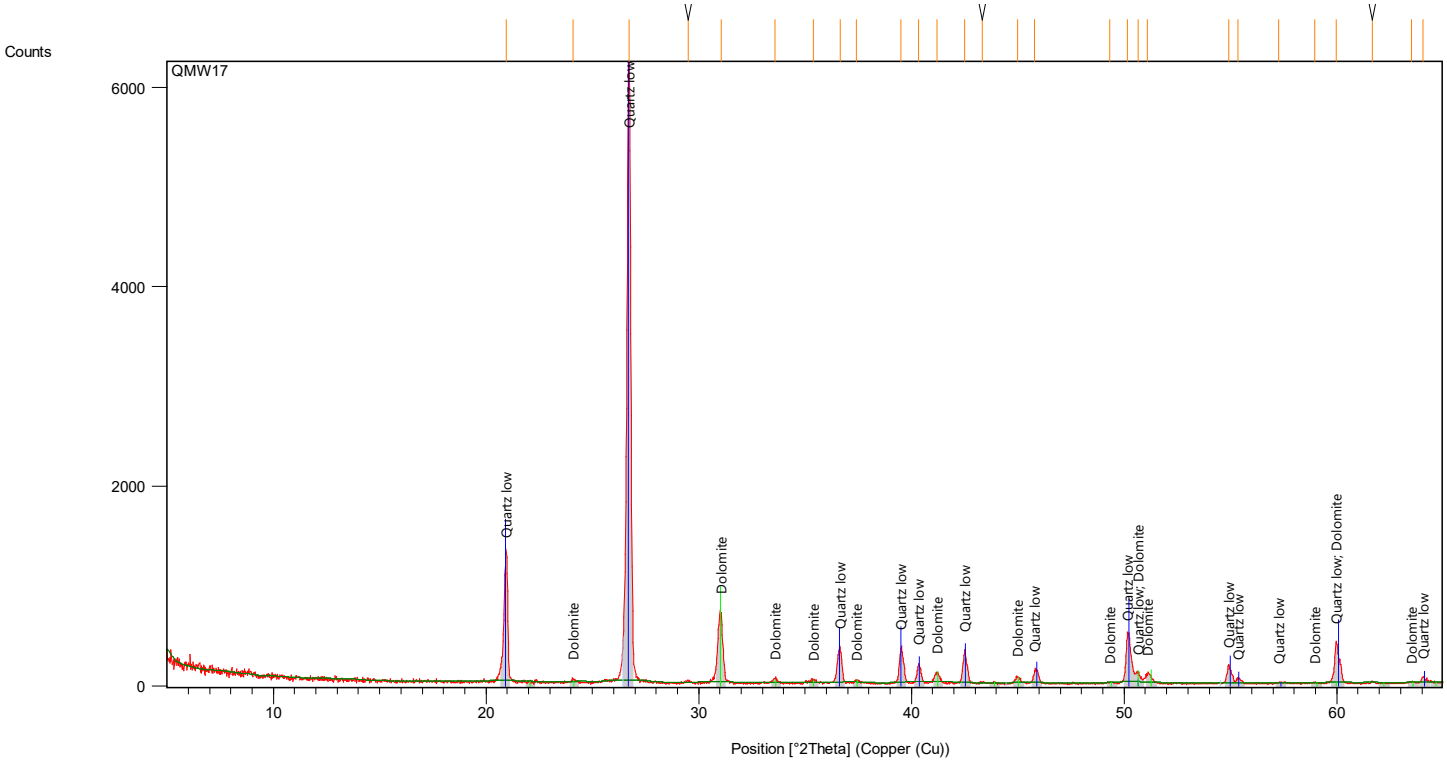

Pos. [°2Th.]	Height [cts]	FWHM Left [°2Th.]	d-spacing [Å]	Rel. Int. [%]
20.969280	1248.401000	0.157440	4.23657	20.03
24.092790	31.872120	0.236160	3.69393	0.51
26.728990	6232.209000	0.177120	3.33529	100.00
29.495630	24.270620	0.314880	3.02845	0.39
31.056790	699.495700	0.216480	2.87968	11.22
33.596610	43.117220	0.196800	2.66757	0.69
35.376120	34.578580	0.314880	2.53736	0.55
36.646830	358.331000	0.157440	2.45224	5.75
37.403820	26.366760	0.196800	2.40434	0.42
39.510910	344.850400	0.157440	2.28084	5.53
40.347870	188.796200	0.157440	2.23543	3.03
41.203630	92.688960	0.275520	2.19096	1.49
42.510880	335.078400	0.177120	2.12657	5.38
43.337480	12.180370	0.236160	2.08790	0.20
44.976470	67.515800	0.236160	2.01555	1.08
45.795350	127.714200	0.118080	1.98140	2.05
49.336850	7.015553	0.314880	1.84715	0.11
50.138510	434.827500	0.177120	1.81948	6.98
54.907040	177.494400	0.157440	1.67221	2.85
59.982580	408.942400	0.157440	1.54228	6.56

Mineral Name	Chemical Formula
Quartz low	Si O2
Dolomite	Ca Mg (C O3)2

Sample Identification QMW20
Comment GN-AP-MW-20

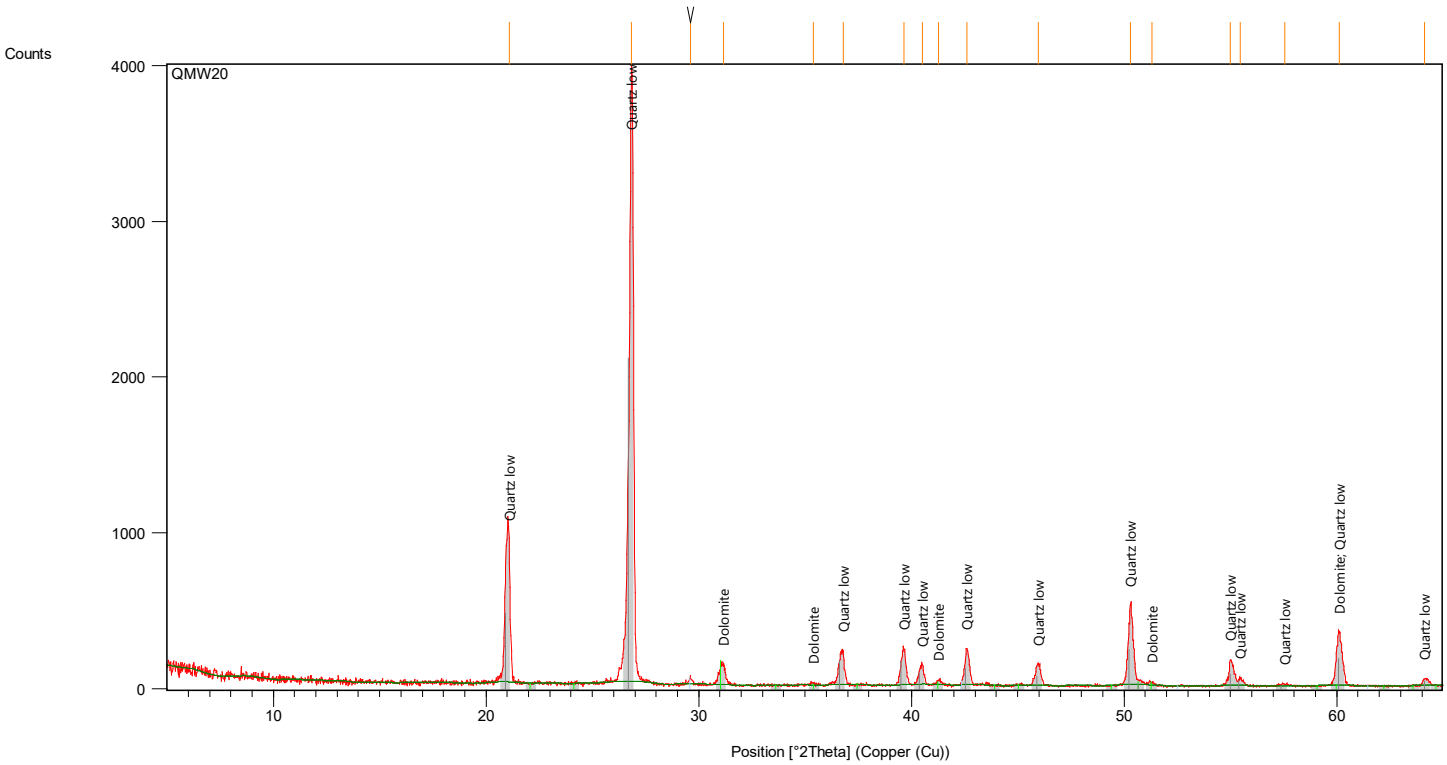

Pos. [°2Th.]	Height [cts]	FWHM Left [°2Th.]	d-spacing [Å]	Rel. Int. [%]
21.092750	909.937900	0.236160	4.21205	22.90
26.848620	3973.488000	0.177120	3.32071	100.00
29.616190	42.110410	0.157440	3.01639	1.06
31.162040	125.327400	0.275520	2.87020	3.15
35.374550	13.366380	0.472320	2.53747	0.34
36.791560	216.790700	0.078720	2.44293	5.46
39.653680	227.369700	0.118080	2.27295	5.72
40.521190	123.127800	0.118080	2.22627	3.10
41.291020	28.957190	0.236160	2.18653	0.73
42.606850	235.389400	0.098400	2.12200	5.92
45.975060	132.642900	0.275520	1.97407	3.34
50.310470	507.675000	0.177120	1.81366	12.78
51.306650	18.424360	0.236160	1.78076	0.46
54.992830	165.082100	0.098400	1.66980	4.15
55.460930	50.534710	0.157440	1.65681	1.27
57.560820	12.011940	0.472320	1.60127	0.30
60.100000	341.012600	0.137760	1.53955	8.58
64.110120	38.904950	0.275520	1.45259	0.98

Mineral Name	Chemical Formula
Dolomite	Ca Mg (C O3)2
Quartz low	Si O2

Sample Identification MS-11S

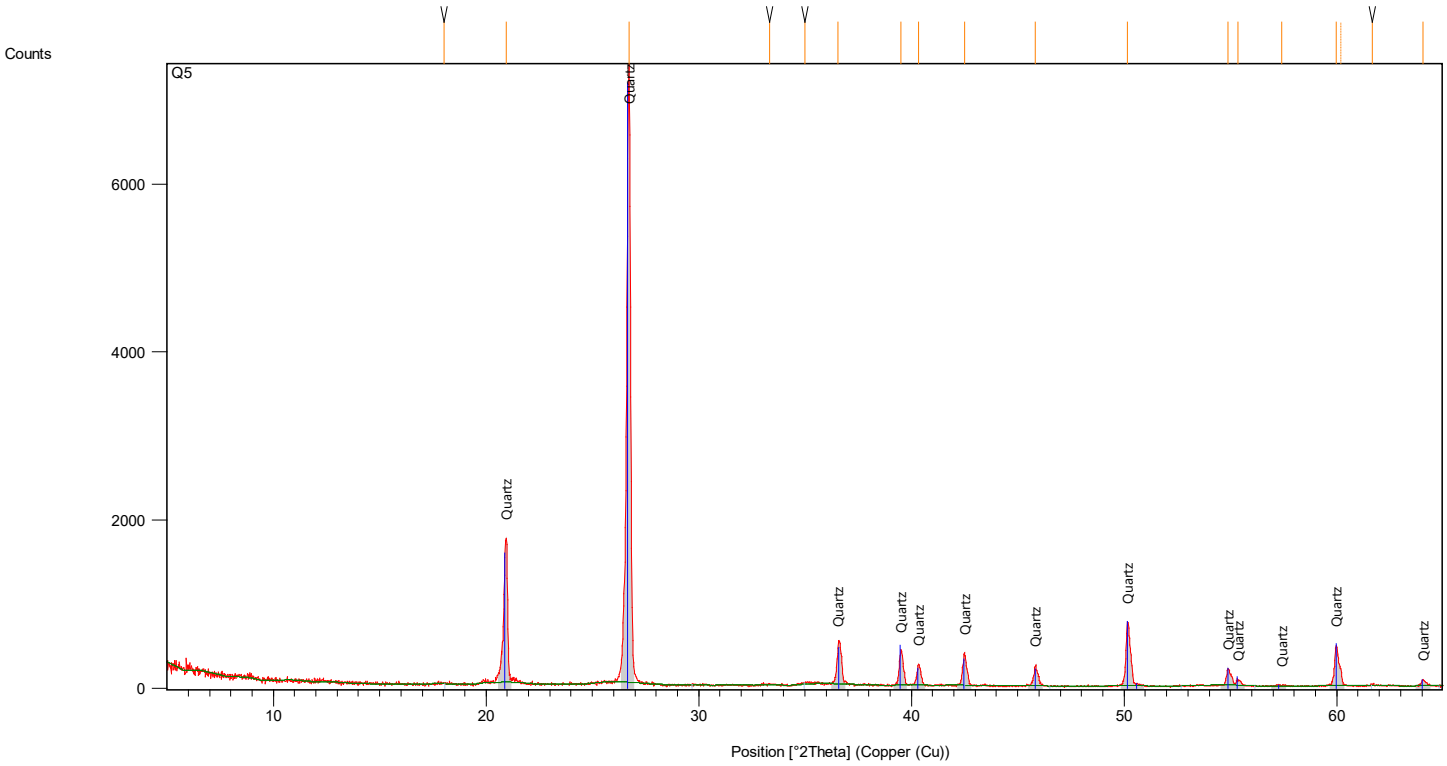

Pos. [°2Th.]	Height [cts]	FWHM Left [°2Th.]	d-spacing [Å]	Rel. Int. [%]
18.026580	8.702719	0.944640	4.92097	0.12
20.960850	1718.203000	0.157440	4.23826	23.59
26.723830	7282.438000	0.177120	3.33593	100.00
33.346030	14.169700	0.629760	2.68704	0.19
35.003540	19.080020	0.787200	2.56351	0.26
36.556290	454.482300	0.216480	2.45811	6.24
39.494290	400.982900	0.177120	2.28176	5.51
40.331340	246.018700	0.157440	2.23631	3.38
42.492470	384.103100	0.137760	2.12745	5.27
45.818530	235.518500	0.078720	1.98045	3.23
50.161370	763.118800	0.137760	1.81870	10.48
54.872650	198.635300	0.137760	1.67318	2.73
55.343830	67.399690	0.236160	1.66004	0.93
57.422510	11.896900	0.472320	1.60480	0.16
59.963050	474.211200	0.168000	1.54146	6.51
60.185970	203.661800	0.096000	1.54010	2.80
61.676960	19.724000	0.144000	1.50267	0.27
64.043240	76.516310	0.168000	1.45274	1.05

Mineral Name	Chemical Formula
Quartz	Si O2

Sample Identification MW-1

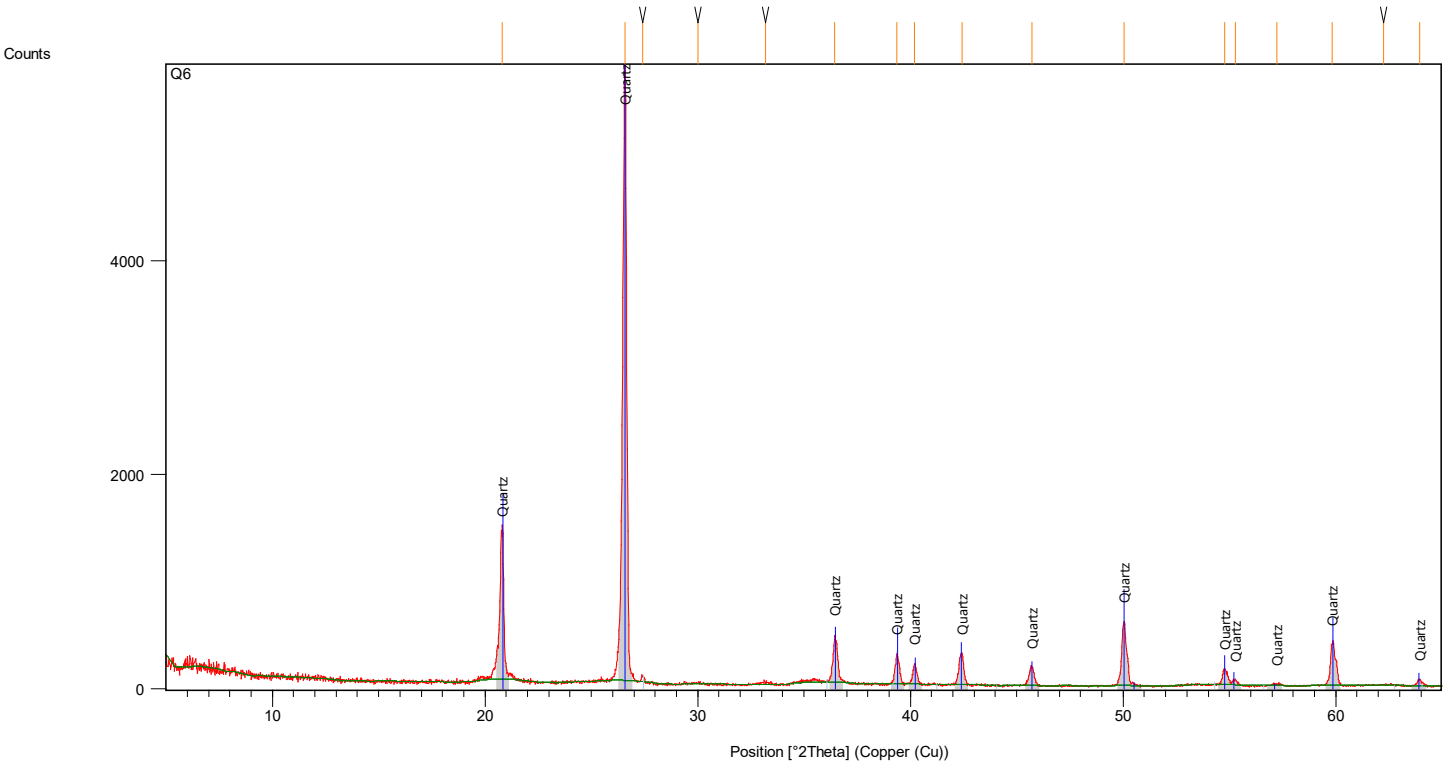

Pos. [°2Th.]	Height [cts]	FWHM Left [°2Th.]	d-spacing [Å]	Rel. Int. [%]
20.793850	1343.603000	0.157440	4.27192	23.22
26.575620	5786.784000	0.196800	3.35419	100.00
27.421520	56.626380	0.157440	3.25262	0.98
30.019530	8.426099	0.787200	2.97678	0.15
33.202700	22.644650	0.629760	2.69831	0.39
36.452400	441.049800	0.216480	2.46487	7.62
39.369630	288.433800	0.098400	2.28869	4.98
40.204410	194.179700	0.137760	2.24308	3.36
42.425380	295.353500	0.098400	2.13065	5.10
45.712220	173.239500	0.196800	1.98481	2.99
50.050390	597.517700	0.157440	1.82247	10.33
54.759070	151.662900	0.157440	1.67638	2.62
55.271530	45.312340	0.196800	1.66204	0.78
57.239550	13.771110	0.472320	1.60949	0.24
59.821290	383.336500	0.157440	1.54605	6.62
62.258790	4.647379	0.944640	1.49125	0.08
63.955000	64.678090	0.137760	1.45573	1.12

Mineral Name	Chemical Formula
Quartz	Si O2

Sample Identification MW-2D

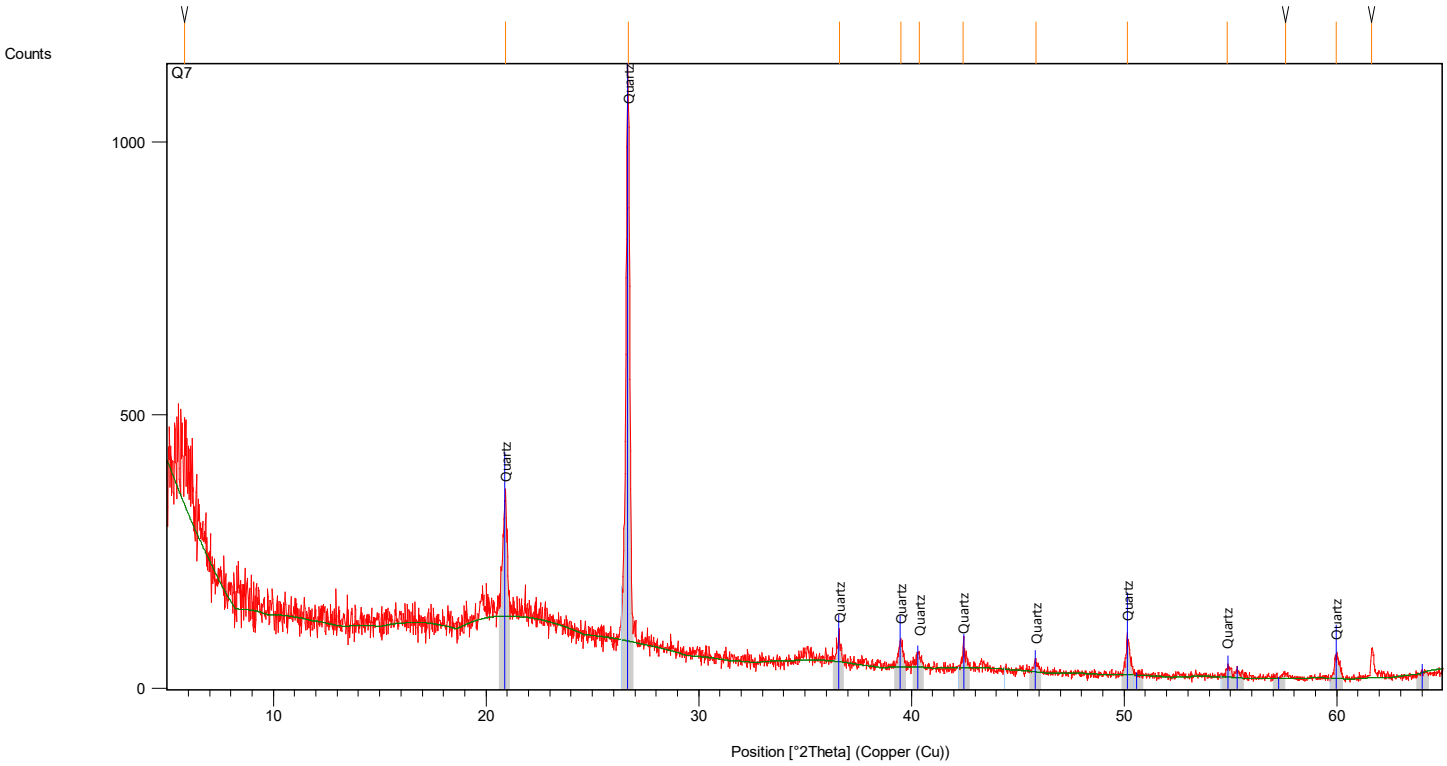

Pos. [°2Th.]	Height [cts]	FWHM Left [°2Th.]	d-spacing [Å]	Rel. Int. [%]
5.834393	111.201100	0.629760	15.14829	10.52
20.914600	211.388200	0.196800	4.24752	19.99
26.673650	1057.321000	0.177120	3.34209	100.00
36.631850	38.475550	0.157440	2.45321	3.64
39.515250	45.414280	0.196800	2.28060	4.30
40.364810	24.235770	0.236160	2.23454	2.29
42.425600	29.274730	0.196800	2.13064	2.77
45.869130	19.231910	0.236160	1.97839	1.82
50.172170	65.171420	0.157440	1.81834	6.16
54.863300	19.271160	0.236160	1.67344	1.82
57.603040	7.771762	0.472320	1.60020	0.74
59.964790	38.313140	0.157440	1.54270	3.62
61.635000	50.995440	0.118080	1.50484	4.82

Mineral Name	Chemical Formula
Quartz	Si O2

Site ID	SAMPLE ID	Units	Al	Al Error	As	As Error	Bal	Bal Error	Ca	Ca Error	Ce	Ce Error	Cl	Cl Error	Co	Co Error	Fe	Fe Error	K	K Error	La	La Error	Mg	Mg Error	Mn
Gaston	GN-AP-MW-16	ppm	7285	518	4	2	744542	987	101792	639	- -	- -	403	25	< LOD	60	10844	139	3644	91	- -	- -	5941	2527	< LOD
Gaston	GN-AP-MW-16	ppm	7465	525	4	2	746853	983	101803	647	- -	- -	406	25	< LOD	60	10891	141	3661	92	- -	- -	< LOD	3760	< LOD
Gaston	GN-AP-MW-17	ppm	1612	370	< LOD	2	791276	745	85943	522	- -	- -	1875	33	< LOD	29	2140	61	641	53	- -	- -	4358	2089	< LOD
Gaston	GN-AP-MW-20	ppm	2467	383	< LOD	3	745013	960	69701	482	- -	- -	4217	46	< LOD	49	6859	110	789	54	- -	- -	< LOD	4185	< LOD
Gaston	GN-AP-MW-5	ppm	5792	580	20	3	753904	946	135210	788	- -	- -	1007	31	< LOD	73	18963	182	4822	112	- -	- -	10248	3180	< LOD
Gaston	OLD MS-11S	ppm	10515	514	< LOD	11	621677	1627	5457	221	- -	- -	440	21	< LOD	206	162772	848	2870	121	- -	- -	< LOD	3547	1586
Gaston	OLD MW-1	ppm	10774	425	< LOD	5	686699	1138	2355	120	- -	- -	417	21	< LOD	105	43327	280	2264	91	- -	- -	< LOD	2465	< LOD
Gaston	OLD MW-1 Dup	ppm	10535	420	< LOD	6	687744	1131	2438	122	- -	- -	403	21	< LOD	105	43278	280	2103	90	- -	- -	< LOD	3054	< LOD
Gaston	OLD MW-10	ppm	5025	417	< LOD	3	709152	1093	68358	515	- -	- -	139	21	< LOD	70	15949	170	4393	97	- -	- -	< LOD	3484	< LOD
Gaston	OLD MW-11	ppm	17368	679	14	3	680084	1255	69853	644	- -	- -	734	28	< LOD	127	56638	365	8829	169	- -	- -	< LOD	4070	758
Gaston	OLD MW-11S	ppm	6046	312	< LOD	2	715750	1072	1247	67	- -	- -	195	17	< LOD	64	14040	153	1310	59	- -	- -	< LOD	1881	89
Gaston	OLD MW-2D	ppm	6697	780	72	23	389525	5647	54531	934	- -	- -	1205	31	< LOD	473	216725	1631	3382	174	- -	- -	< LOD	6939	1571
Gaston	OLD MW-3S	ppm	6680	532	13	4	813201	870	11562	290	- -	- -	1437	41	< LOD	109	37722	296	2385	127	- -	- -	< LOD	3973	< LOD
Gaston	OLD MW-3S dup	ppm	7398	397	38	5	707124	1080	2039	132	- -	- -	241	20	< LOD	122	69769	380	1609	96	- -	- -	< LOD	2484	< LOD
Gaston	OLD MW-4	ppm	8321	320	< LOD	3	746048	985	886	62	- -	- -	1001	22	< LOD	52	8730	120	1969	67	- -	- -	< LOD	1946	333
Gaston	OLD MW-9	ppm	7626	456	< LOD	4	674500	1213	43064	429	- -	- -	350	22	< LOD	108	42473	292	5819	118	- -	- -	< LOD	3466	970

Site ID	SAMPLE ID	Units	Mn Error	Mo	Mo Error	Nb	Nb Error	Nd	Nd Error	P	P Error	Pr	Pr Error	S	S Error	Se	Se Error	Si	Si Error	Ti	Ti Error	Zn	Zn Error	Zr	Zr Error
Gaston	GN-AP-MW-16	ppm	93	< LOD	3	11	2	- -	- -	1905	134	- -	- -	853	62	< LOD	2	118682	861	2831	46	35	7	392	5
Gaston	GN-AP-MW-16	ppm	96	< LOD	3	10	2	- -	- -	1996	136	- -	- -	912	64	< LOD	2	118347	872	2832	47	43	8	401	5
Gaston	GN-AP-MW-17	ppm	52	< LOD	2	5	1	- -	- -	1695	120	- -	- -	643	56	< LOD	2	108379	777	449	22	< LOD	11	133	2
Gaston	GN-AP-MW-20	ppm	75	8	2	< LOD	2	- -	- -	2836	138	- -	- -	2275	70	< LOD	2	163812	961	924	26	16	7	365	4
Gaston	GN-AP-MW-5	ppm	72	3	2	14	2	- -	- -	2705	1495	- -	- -	709	128	< LOD	2	59394	670	1443	44	2346	34	726	7
Gaston	OLD MS-11S	ppm	83	8	2	12	2	- -	- -	4112	128	- -	- -	1003	50	< LOD	4	185410	996	1844	52	535	22	101	3
Gaston	OLD MW-1	ppm	108	< LOD	3	12	2	- -	- -	4187	137	- -	- -	481	45	< LOD	2	242248	1117	4129	56	95	9	331	4
Gaston	OLD MW-1 Dup	ppm	76	3	2	13	2	- -	- -	4278	137	- -	- -	505	45	< LOD	2	243209	1116	4189	56	87	9	332	4
Gaston	OLD MW-10	ppm	82	< LOD	2	6	2	- -	- -	2742	138	- -	- -	113	48	< LOD	2	192043	1034	1028	31	28	7	299	4
Gaston	OLD MW-11	ppm	70	< LOD	3	14	2	- -	- -	2947	146	- -	- -	2823	80	< LOD	3	152417	969	2640	60	148	11	163	3
Gaston	OLD MW-11S	ppm	56	< LOD	2	3	2	- -	- -	3369	124	- -	- -	439	39	< LOD	2	255456	1171	1251	25	41	8	56	2
Gaston	OLD MW-2D	ppm	97	< LOD	5	7	4	- -	- -	2165	107	- -	- -	906	59	< LOD	11	34728	492	514	64	148861	1781	39	4
Gaston	OLD MW-3S	ppm	84	8	2	15	2	- -	- -	6222	179	- -	- -	11899	157	< LOD	4	106253	903	1077	48	149	13	41	2
Gaston	OLD MW-3S dup	ppm	67	3	2	26	2	- -	- -	6758	1306	- -	- -	1534	109	< LOD	2	194321	1017	7414	87	142	11	538	6
Gaston	OLD MW-4	ppm	61	< LOD	2	< LOD	2	- -	- -	3166	115	- -	- -	437	38	< LOD	2	226727	1085	1543	27	75	8	64	2
Gaston	OLD MW-9	ppm	72	3	2	7	2	- -	- -	3150	142	- -	- -	132	46	< LOD	3	219415	1113	1478	38	71	9	54	2

July 20, 2020 Service Request No:K2004415

Anthony Dalton-Atha
Anchor QEA, LLC
6720 SW Macadam Avenue
Suite 125
Portland, OR 97219

Laboratory Results for: APC SSE

Dear Anthony,

Enclosed are the results of the sample(s) submitted to our laboratory May 29, 2020
For your reference, these analyses have been assigned our service request number **K2004415.**

Analyses were performed according to our laboratory's NELAP-approved quality assurance program. The test results meet requirements of the current NELAP standards, where applicable, and except as noted in the laboratory case narrative provided. For a specific list of NELAP-accredited analytes, refer to the certifications section at www.alsglobal.com. All results are intended to be considered in their entirety, and ALS Group USA Corp. dba ALS Environmental (ALS) is not responsible for use of less than the complete report. Results apply only to the items submitted to the laboratory for analysis and individual items (samples) analyzed, as listed in the report.

Please contact me if you have any questions. My extension is 3376. You may also contact me via email at Mark.Harris@alsglobal.com.

Respectfully submitted,

ALS Group USA, Corp. dba ALS Environmental

Mark Harris
Project Manager

Narrative Documents

ALS Environmental—Kelso Laboratory
1317 South 13th Avenue, Kelso, WA 98626
Phone (360) 577-7222 Fax (360) 425-9096
www.alsglobal.com

1317 South 13th Ave, Kelso, WA 98626 | 1-360-577-7222 | www.alsglobal.com

Client: Anchor QEA, LLC
Project: APC SSE
Sample Matrix: Water

Service Request: K2004415
Date Received: 05/29/2020

CASE NARRATIVE

All analyses were performed consistent with the quality assurance program of ALS Environmental. This report contains analytical results for samples for the Tier II level requested by the client.

Sample Receipt:

Four water samples were received for analysis at ALS Environmental on 05/29/2020. Any discrepancies upon initial sample inspection are annotated on the sample receipt and preservation form included within this report. The samples were stored at minimum in accordance with the analytical method requirements.

Metals:

No significant anomalies were noted with this analysis.

Approved by Noe D. Dan Date 06/15/2020

Sample Receipt Information

ALS Environmental—Kelso Laboratory
1317 South 13th Avenue, Kelso, WA 98626
Phone (360) 577-7222 Fax (360) 425-9096
www.alsglobal.com

Chain of Custody Record & Laboratory Analysis Request

Date:	5/29/2020
Project Name:	APC SSE
Project Manager:	Anthony Dalton-Atha
email:	adalton-atha@anchorqea.com
Phone Number:	541-760-0851
Shipment Method:	Courier

ANCHOR QEA

Jessica Goin
6720 SW Macadam Ave
Suite 125
Portland OR 97219

Line	Field Sample ID	Collection		Matrix	No. of Containers	Parameters																Comments/Preservation
		Date	Time			Arsenic	Lithium	Cobalt		Molybdenum												
1	BY-AP-MW-11_F1_001	5/26/2020	9:00	Water	1	x		x														nitric acid
2	BY-AP-MW-12_F1_002	5/26/2020	9:05	Water	1	x		x														nitric acid
3	BY-AP-MW-13_F1_003	5/26/2020	9:10	Water	1	x		x														nitric acid
4	BY-AP-MW-2_F1_004	5/26/2020	9:15	Water	1	x		x														nitric acid
5	BY-AP-MW-7_F1_005	5/26/2020	9:20	Water	1	x		x														nitric acid
6	BY-AP-MW-9_F1_006	5/26/2020	9:25	Water	1	x		x														nitric acid
7	GC-AP-MW-1_F1_007	5/26/2020	9:30	Water	1	x	x	x														nitric acid
8	GC-AP-MW-11_F1_008	5/26/2020	9:35	Water	1	x	x	x														nitric acid
9	GC-AP-MW-16_F1_009	5/26/2020	9:40	Water	1	x	x	x														nitric acid
10	OLD-MW-11S_F1_010	5/26/2020	9:45	Water	1	x	x			x												nitric acid
11	OLD-MW-11_F1_011	5/26/2020	9:50	Water	1	x	x			x												nitric acid
12	OLD-MW-2D_F1_012	5/26/2020	9:55	Water	1	x	x			x												nitric acid
13	GC-AP-MW-17_F1_013	5/26/2020	10:00	Water	1	x	x	x														nitric acid
14	GN-AP-MW-5_F1_014	5/26/2020	10:05	Water	1	x	x			x												nitric acid
15	GS-AP-MW-6D_F1_015	5/26/2020	10:10	Water	1	x	x			x												nitric acid

Notes:

Relinquished by:	Company:
Anthony Dalton-Atha	Anchor QEA
Signature/Print Name:	Date/Time:
	5/29/2020 10:00

Received by:	Company:
BNDZF	AZS
Signature/Print Name:	Date/Time:
	5/29/20 1145

Relinquished by:	Company:
Signature/Print Name:	Date/Time:

Received by:	Company:
Signature/Print Name:	Date/Time:

Distribution: A copy will be made for the laboratory and client. The Project file will retain the original.

PC MH

Cooler Receipt and Preservation Form

Client ANCHOR QEA Service Request K20 04415

Received: 5/29/2020 Opened: 5/29/2020 By: CG Unloaded: 5/29/2020 By: CG

1. Samples were received via? *USPS* *Fed Ex* *UPS* *DHL* *PDX* *Courier* *Hand Delivered*
2. Samples were received in: (circle) *Cooler* *Box* *Envelope* *Other* _____ *NA*
3. Were custody seals on coolers? NA (Y) N If yes, how many and where? 1 Front
   If present, were custody seals intact? (Y) N If present, were they signed and dated? (Y) N

Temp Blank	Sample 1	Sample 2	Sample 3	Sample 4	IR GUN	Cooler / COC ID (NA)	Tracking Number (NA)	Filed
✓	10.7	12.0	10.6	9.6	IR02			

4. Packing material: *Inserts* *Baggies* *Bubble Wrap* *Gel Packs* *Wet Ice* *Dry Ice* *Sleeves* _____
5. Were custody papers properly filled out (ink, signed, etc.)? NA (Y) N
6. Were samples received in good condition (temperature, unbroken)? *Indicate in the table below.* NA (Y) N
   If applicable, tissue samples were received: *Frozen* *Partially Thawed* *Thawed*
7. Were all sample labels complete (i.e analysis, preservation, etc.)? NA (Y) N
8. Did all sample labels and tags agree with custody papers? *Indicate major discrepancies in the table on page 2.* NA (Y) N
9. Were appropriate bottles/containers and volumes received for the tests indicated? NA (Y) N
10. Were the pH-preserved bottles (*see SMO GEN SOP*) received at the appropriate pH? *Indicate in the table below* NA Y (N)
11. Were VOA vials received without headspace? *Indicate in the table below.* (NA) Y N
12. Was C12/Res negative? (NA) Y N

Sample ID on Bottle	Sample ID on COC	Identified by:

Sample ID	Bottle Count Bottle Type	Out of Temp	Head-space	Broke	pH	Reagent	Volume added	Reagent Lot Number	Initials	Time
All "F2" samples	1-125mL, each				X	HNO3	0.5mL	RE1-54-C	CG	1100 6/1/20

Notes, Discrepancies, & Resolutions: Temp okay - metals analyses

Miscellaneous Forms

ALS Environmental—Kelso Laboratory
1317 South 13th Avenue, Kelso, WA 98626
Phone (360) 577-7222 Fax (360) 425-9096
www.alsglobal.com

Inorganic Data Qualifiers

*	The result is an outlier. See case narrative.
#	The control limit criteria is not applicable. See case narrative.
B	The analyte was found in the associated method blank at a level that is significant relative to the sample result as defined by the DOD or NELAC standards.
E	The result is an estimate amount because the value exceeded the instrument calibration range.
J	The result is an estimated value.
U	The analyte was analyzed for, but was not detected ("Non-detect") at or above the MRL/MDL. *DOD-QSM 4.2 definition* : Analyte was not detected and is reported as less than the LOD or as defined by the project. The detection limit is adjusted for dilution.
i	The MRL/MDL or LOQ/LOD is elevated due to a matrix interference.
X	See case narrative.
Q	See case narrative. One or more quality control criteria was outside the limits.
H	The holding time for this test is immediately following sample collection. The samples were analyzed as soon as possible after receipt by the laboratory.

Metals Data Qualifiers

#	The control limit criteria is not applicable. See case narrative.
J	The result is an estimated value.
E	The percent difference for the serial dilution was greater than 10%, indicating a possible matrix interference in the sample.
M	The duplicate injection precision was not met.
N	The Matrix Spike sample recovery is not within control limits. See case narrative.
S	The reported value was determined by the Method of Standard Additions (MSA).
U	The analyte was analyzed for, but was not detected ("Non-detect") at or above the MRL/MDL. *DOD-QSM 4.2 definition* : Analyte was not detected and is reported as less than the LOD or as defined by the project. The detection limit is adjusted for dilution.
W	The post-digestion spike for furnace AA analysis is out of control limits, while sample absorbance is less than 50% of spike absorbance.
i	The MRL/MDL or LOQ/LOD is elevated due to a matrix interference.
X	See case narrative.
+	The correlation coefficient for the MSA is less than 0.995.
Q	See case narrative. One or more quality control criteria was outside the limits.

Organic Data Qualifiers

*	The result is an outlier. See case narrative.
#	The control limit criteria is not applicable. See case narrative.
A	A tentatively identified compound, a suspected aldol-condensation product.
B	The analyte was found in the associated method blank at a level that is significant relative to the sample result as defined by the DOD or NELAC standards.
C	The analyte was qualitatively confirmed using GC/MS techniques, pattern recognition, or by comparing to historical data.
D	The reported result is from a dilution.
E	The result is an estimated value.
J	The result is an estimated value.
N	The result is presumptive. The analyte was tentatively identified, but a confirmation analysis was not performed.
P	The GC or HPLC confirmation criteria was exceeded. The relative percent difference is greater than 40% between the two analytical results.
U	The analyte was analyzed for, but was not detected ("Non-detect") at or above the MRL/MDL. *DOD-QSM 4.2 definition* : Analyte was not detected and is reported as less than the LOD or as defined by the project. The detection limit is adjusted for dilution.
i	The MRL/MDL or LOQ/LOD is elevated due to a chromatographic interference.
X	See case narrative.
Q	See case narrative. One or more quality control criteria was outside the limits.

Additional Petroleum Hydrocarbon Specific Qualifiers

F	The chromatographic fingerprint of the sample matches the elution pattern of the calibration standard.
L	The chromatographic fingerprint of the sample resembles a petroleum product, but the elution pattern indicates the presence of a greater amount of lighter molecular weight constituents than the calibration standard.
H	The chromatographic fingerprint of the sample resembles a petroleum product, but the elution pattern indicates the presence of a greater amount of heavier molecular weight constituents than the calibration standard.
O	The chromatographic fingerprint of the sample resembles an oil, but does not match the calibration standard.
Y	The chromatographic fingerprint of the sample resembles a petroleum product eluting in approximately the correct carbon range, but the elution pattern does not match the calibration standard.
Z	The chromatographic fingerprint does not resemble a petroleum product.

ALS Group USA Corp. dba ALS Environmental (ALS) - Kelso
State Certifications, Accreditations, and Licenses

Agency	Web Site	Number
Alaska DEH	http://dec.alaska.gov/eh/lab/cs/csapproval.htm	UST-040
Arizona DHS	http://www.azdhs.gov/lab/license/env.htm	AZ0339
Arkansas - DEQ	http://www.adeq.state.ar.us/techsvs/labcert.htm	88-0637
California DHS (ELAP)	http://www.cdph.ca.gov/certlic/labs/Pages/ELAP.aspx	2795
DOD ELAP	http://www.denix.osd.mil/edqw/Accreditation/AccreditedLabs.cfm	L16-58-R4
Florida DOH	http://www.doh.state.fl.us/lab/EnvLabCert/WaterCert.htm	E87412
Hawaii DOH	http://health.hawaii.gov/	-
ISO 17025	http://www.pjlabs.com/	L16-57
Louisiana DEQ	http://www.deq.louisiana.gov/page/la-lab-accreditation	03016
Maine DHS	http://www.maine.gov/dhhs/	WA01276
Minnesota DOH	http://www.health.state.mn.us/accreditation	053-999-457
Nevada DEP	http://ndep.nv.gov/bsdw/labservice.htm	WA01276
New Jersey DEP	http://www.nj.gov/dep/enforcement/oqa.html	WA005
New York - DOH	https://www.wadsworth.org/regulatory/elap	12060
North Carolina DEQ	https://deq.nc.gov/about/divisions/water-resources/water-resources-data/water-sciences-home-page/laboratory-certification-branch/non-field-lab-certification	605
Oklahoma DEQ	http://www.deq.state.ok.us/CSDnew/labcert.htm	9801
Oregon – DEQ (NELAP)	http://public.health.oregon.gov/LaboratoryServices/EnvironmentalLaboratoryAccreditation/Pages/index.aspx	WA100010
South Carolina DHEC	http://www.scdhec.gov/environment/EnvironmentalLabCertification/	61002
Texas CEQ	http://www.tceq.texas.gov/field/qa/env_lab_accreditation.html	T104704427
Washington DOE	http://www.ecy.wa.gov/programs/eap/labs/lab-accreditation.html	C544
Wyoming (EPA Region 8)	https://www.epa.gov/region8-waterops/epa-region-8-certified-drinking-water-	-
Kelso Laboratory Website	www.alsglobal.com	NA

Analyses were performed according to our laboratory's NELAP-approved quality assurance program. A complete listing of specific NELAP-certified analytes, can be found in the certification section at www.ALSGlobal.com or at the accreditation bodies web site.
Please refer to the certification and/or accreditation body's web site if samples are submitted for compliance purposes. The states highlighted above, require the analysis be listed on the state certification if used for compliance purposes and if the method/anlayte is offered by that state.

Acronyms

ASTM	American Society for Testing and Materials
A2LA	American Association for Laboratory Accreditation
CARB	California Air Resources Board
CAS Number	Chemical Abstract Service registry Number
CFC	Chlorofluorocarbon
CFU	Colony-Forming Unit
DEC	Department of Environmental Conservation
DEQ	Department of Environmental Quality
DHS	Department of Health Services
DOE	Department of Ecology
DOH	Department of Health
EPA	U. S. Environmental Protection Agency
ELAP	Environmental Laboratory Accreditation Program
GC	Gas Chromatography
GC/MS	Gas Chromatography/Mass Spectrometry
LOD	Limit of Detection
LOQ	Limit of Quantitation
LUFT	Leaking Underground Fuel Tank
M	Modified
MCL	Maximum Contaminant Level is the highest permissible concentration of a substance allowed in drinking water as established by the USEPA.
MDL	Method Detection Limit
MPN	Most Probable Number
MRL	Method Reporting Limit
NA	Not Applicable
NC	Not Calculated
NCASI	National Council of the Paper Industry for Air and Stream Improvement
ND	Not Detected
NIOSH	National Institute for Occupational Safety and Health
PQL	Practical Quantitation Limit
RCRA	Resource Conservation and Recovery Act
SIM	Selected Ion Monitoring
TPH	Total Petroleum Hydrocarbons
tr	Trace level is the concentration of an analyte that is less than the PQL but greater than or equal to the MDL.

Sample Results

ALS Environmental—Kelso Laboratory
1317 South 13th Avenue, Kelso, WA 98626
Phone (360) 577-7222 Fax (360) 425-9096
www.alsglobal.com

Metals

ALS Environmental—Kelso Laboratory
1317 South 13th Avenue, Kelso, WA 98626
Phone (360) 577-7222 Fax (360) 425-9096
www.alsglobal.com

ALS Group USA, Corp.
dba ALS Environmental

Analytical Report

Client:	Anchor QEA, LLC	**Service Request:**	K2004415
Project:	APC SSE	**Date Collected:**	05/26/20 09:45
Sample Matrix:	Water	**Date Received:**	05/29/20 11:45
Sample Name:	OLD-MW-11S_F1_010	**Basis:**	NA
Lab Code:	K2004415-010		

Total Metals

Analyte Name	Analysis Method	Result	Units	MRL	MDL	Dil.	Date Analyzed	Date Extracted	Q
Arsenic	6010C	ND U	ug/L	21	5	1	06/11/20 15:07	06/09/20	
Lithium	6010C	ND U	ug/L	21	6	1	06/11/20 15:07	06/09/20	
Molybdenum	6010C	ND U	ug/L	8.4	2.1	1	06/11/20 15:07	06/09/20	

ALS Group USA, Corp.
dba ALS Environmental

Analytical Report

Client:	Anchor QEA, LLC	**Service Request:**	K2004415
Project:	APC SSE	**Date Collected:**	05/26/20 09:50
Sample Matrix:	Water	**Date Received:**	05/29/20 11:45
Sample Name:	OLD-MW-11_F1_011	**Basis:**	NA
Lab Code:	K2004415-011		

Total Metals

Analyte Name	Analysis Method	Result	Units	MRL	MDL	Dil.	Date Analyzed	Date Extracted	Q
Arsenic	6010C	ND U	ug/L	21	5	1	06/11/20 15:10	06/09/20	
Lithium	6010C	ND U	ug/L	21	6	1	06/11/20 15:10	06/09/20	
Molybdenum	6010C	ND U	ug/L	8.4	2.1	1	06/11/20 15:10	06/09/20	

ALS Group USA, Corp.
dba ALS Environmental

Analytical Report

Client:	Anchor QEA, LLC	**Service Request:**	K2004415
Project:	APC SSE	**Date Collected:**	05/26/20 09:55
Sample Matrix:	Water	**Date Received:**	05/29/20 11:45
Sample Name:	OLD-MW-2D_F1_012	**Basis:**	NA
Lab Code:	K2004415-012		

Total Metals

Analyte Name	Analysis Method	Result	Units	MRL	MDL	Dil.	Date Analyzed	Date Extracted	Q
Arsenic	6010C	ND U	ug/L	21	5	1	06/11/20 15:13	06/09/20	
Lithium	6010C	ND U	ug/L	21	6	1	06/11/20 15:13	06/09/20	
Molybdenum	6010C	ND U	ug/L	8.4	2.1	1	06/11/20 15:13	06/09/20	

ALS Group USA, Corp.
dba ALS Environmental

Analytical Report

Client:	Anchor QEA, LLC	**Service Request:**	K2004415
Project:	APC SSE	**Date Collected:**	05/26/20 10:05
Sample Matrix:	Water	**Date Received:**	05/29/20 11:45
Sample Name:	GN-AP-MW-5_F1_014	**Basis:**	NA
Lab Code:	K2004415-014		

Total Metals

Analyte Name	Analysis Method	Result	Units	MRL	MDL	Dil.	Date Analyzed	Date Extracted	Q
Arsenic	6010C	ND U	ug/L	21	5	1	06/11/20 15:18	06/09/20	
Lithium	6010C	ND U	ug/L	21	6	1	06/11/20 15:18	06/09/20	
Molybdenum	6010C	**6.6 J**	ug/L	8.4	2.1	1	06/11/20 15:18	06/09/20	

QC Summary Forms

ALS Environmental—Kelso Laboratory
1317 South 13th Avenue, Kelso, WA 98626
Phone (360) 577-7222 Fax (360) 425-9096
www.alsglobal.com

Metals

ALS Environmental—Kelso Laboratory
1317 South 13th Avenue, Kelso, WA 98626
Phone (360) 577-7222 Fax (360) 425-9096
www.alsglobal.com

ALS Group USA, Corp.
dba ALS Environmental

Analytical Report

Client:	Anchor QEA, LLC	**Service Request:**	K2004415
Project:	APC SSE	**Date Collected:**	NA
Sample Matrix:	Water	**Date Received:**	NA
Sample Name:	Method Blank	**Basis:**	NA
Lab Code:	KQ2007740-02		

Total Metals

Analyte Name	Analysis Method	Result	Units	MRL	MDL	Dil.	Date Analyzed	Date Extracted	Q
Arsenic	6010C	ND U	ug/L	21	5	1	06/11/20 14:18	06/09/20	
Cobalt	6010C	ND U	ug/L	2.1	0.7	1	06/11/20 14:18	06/09/20	
Lithium	6010C	ND U	ug/L	21	6	1	06/11/20 14:18	06/09/20	
Molybdenum	6010C	ND U	ug/L	8.4	2.1	1	06/11/20 14:18	06/09/20	

ALS Group USA, Corp.
dba ALS Environmental

QA/QC Report

Client:	Anchor QEA, LLC	**Service Request:**	K2004415
Project:	APC SSE	**Date Collected:**	05/26/20
Sample Matrix:	Water	**Date Received:**	05/29/20
		Date Analyzed:	06/11/20
		Date Extracted:	06/9/20

Matrix Spike Summary
Total Metals

Sample Name:	BY-AP-MW-11_F1_001	**Units:**	ug/L
Lab Code:	K2004415-001	**Basis:**	NA
Analysis Method:	6010C		
Prep Method:	EPA CLP ILM04.0		

Matrix Spike
KQ2007740-04

Analyte Name	Sample Result	Result	Spike Amount	% Rec	% Rec Limits
Arsenic	13 J	861	1000	85	75-125
Cobalt	0.9 J	440	500	88	75-125
Lithium	ND U	9360	10000	94	75-125
Molybdenum	10.8	1010	1000	100	75-125

Results flagged with an asterisk (*) indicate values outside control criteria.

Results flagged with a pound (#) indicate the control criteria is not applicable.

Percent recoveries and relative percent differences (RPD) are determined by the software using values in the calculation which have not been rounded.

Matrix Spike and Matrix Spike Duplicate Data is presented for information purposes only. The matrix may or may not be relevant to samples reported in this report. The laboratory evaluates system performance based on the LCS and LCSD control limits.

ALS Group USA, Corp.

dba ALS Environmental

QA/QC Report

Client:	Anchor QEA, LLC	**Service Request:**	K2004415
Project	APC SSE	**Date Collected:**	05/26/20
Sample Matrix:	Water	**Date Received:**	05/29/20
		Date Analyzed:	06/11/20

Replicate Sample Summary
Total Metals

Sample Name:	BY-AP-MW-11_F1_001	**Units:**	ug/L
Lab Code:	K2004415-001	**Basis:**	NA

Analyte Name	Analysis Method	MRL	MDL	Sample Result	Duplicate Sample KQ2007740-03 Result	Average	RPD	RPD Limit
Arsenic	6010C	21	5	13 J	ND U	NC	NC	20
Cobalt	6010C	2.1	0.7	0.9 J	1.1 J	1.0	20	20
Lithium	6010C	21	6	ND U	ND U	ND	-	20
Molybdenum	6010C	8.4	2.1	10.8	ND U	NC	NC	20

Results flagged with an asterisk (*) indicate values outside control criteria.

Results flagged with a pound (#) indicate the control criteria is not applicable.

Percent recoveries and relative percent differences (RPD) are determined by the software using values in the calculation which have not been rounded.

ALS Group USA, Corp.
dba ALS Environmental

QA/QC Report

Client: Anchor QEA, LLC
Project: APC SSE
Sample Matrix: Water

Service Request: K2004415
Date Analyzed: 06/11/20

Lab Control Sample Summary
Total Metals

Units:ug/L
Basis:NA

Lab Control Sample
KQ2007740-01

Analyte Name	Analytical Method	Result	Spike Amount	% Rec	% Rec Limits
Arsenic	6010C	2440	2500	98	80-120
Cobalt	6010C	1200	1250	96	80-120
Lithium	6010C	9280	10000	93	80-120
Molybdenum	6010C	1010	1000	101	80-120

July 20, 2020 Service Request No:K2004416

Anthony Dalton-Atha
Anchor QEA, LLC
6720 SW Macadam Avenue
Suite 125
Portland, OR 97219

Laboratory Results for: APC SSE

Dear Anthony,

Enclosed are the results of the sample(s) submitted to our laboratory May 29, 2020
For your reference, these analyses have been assigned our service request number **K2004416.**

Analyses were performed according to our laboratory's NELAP-approved quality assurance program. The test results meet requirements of the current NELAP standards, where applicable, and except as noted in the laboratory case narrative provided. For a specific list of NELAP-accredited analytes, refer to the certifications section at www.alsglobal.com. All results are intended to be considered in their entirety, and ALS Group USA Corp. dba ALS Environmental (ALS) is not responsible for use of less than the complete report. Results apply only to the items submitted to the laboratory for analysis and individual items (samples) analyzed, as listed in the report.

Please contact me if you have any questions. My extension is 3376. You may also contact me via email at Mark.Harris@alsglobal.com.

Respectfully submitted,

ALS Group USA, Corp. dba ALS Environmental

Mark Harris
Project Manager

Narrative Documents

ALS Environmental—Kelso Laboratory
1317 South 13th Avenue, Kelso, WA 98626
Phone (360) 577-7222 Fax (360) 425-9096
www.alsglobal.com

1317 South 13th Ave, Kelso, WA 98626 | 1-360-577-7222 | www.alsglobal.com

Client: Anchor QEA, LLC
Project: APC SSE
Sample Matrix: Water

Service Request: K2004416
Date Received: 05/29/2020

CASE NARRATIVE

All analyses were performed consistent with the quality assurance program of ALS Environmental. This report contains analytical results for samples for the Tier II level requested by the client.

Sample Receipt:

Five water samples were received for analysis at ALS Environmental on 05/29/2020. Any discrepancies upon initial sample inspection are annotated on the sample receipt and preservation form included within this report. The samples were stored at minimum in accordance with the analytical method requirements.

Metals:

No significant anomalies were noted with this analysis.

Approved by Noe D. Oan Date 06/17/2020

Sample Receipt Information

ALS Environmental—Kelso Laboratory
1317 South 13th Avenue, Kelso, WA 98626
Phone (360) 577-7222 Fax (360) 425-9096
www.alsglobal.com

Chain of Custody Record & Laboratory Analysis Request

Date:	5/29/2020
Project Name:	APC SSE
Project Manager:	Anthony Dalton-Atha
email:	adalton-atha@anchorqea.com
Phone Number:	541-760-0851
Shipment Method:	Courier

ANCHOR QEA

Jessica Goin
6720 SW Macadam Ave
Suite 125
Portland OR 97219

Line	Field Sample ID	Collection Date	Collection Time	Matrix	No. of Containers	Parameters: Arsenic	Lithium	Cobalt	Molybdenum	Comments/Preservation
16	GS-AP-MW-8_F1_016	5/26/2020	10:15	Water	1	x	x		x	nitric acid
17	MR-AP-MW-3D_F1_017	5/26/2020	10:20	Water	1	x	x	x		nitric acid
18	MR-AP-MW-4_F1_018	5/26/2020	10:25	Water	1	x	x	x		nitric acid
19	MR-AP-MW-5_F1_019	5/26/2020	10:30	Water	1	x	x	x		nitric acid
20	MW-1_F1_020	5/26/2020	10:35	Water	1	x	x		x	nitric acid
21	MW-12_F1_021	5/26/2020	10:40	Water	1	x	x		x	nitric acid
22	Blank_F1_022	5/26/2020	10:45	Water	1	x	x	x	x	nitric acid
23	OLD-MW-2D-F1_012_DUP	5/26/2020	10:50	Water	1	x	x		x	nitric acid

Notes:

Relinquished by:	Company:	Received by:	Company:
Anthony Dalton-Atha	Anchor QEA	[signature]	ALS
Signature/Print Name:	Date/Time:	Signature/Print Name:	Date/Time:
	5/29/2020 10:00		5/29/20 1145

Relinquished by:	Company:	Received by:	Company:
Signature/Print Name:	Date/Time:	Signature/Print Name:	Date/Time:

Distribution: A copy will be made for the laboratory and client. The Project file will retain the original.

Page_____of_____

Chain of Custody Record & Laboratory Analysis Request

Date:	5/29/2020
Project Name:	APC SSE
Project Manager:	Anthony Dalton-Atha
email:	adalton-atha@anchorqea.com
Phone Number:	541-760-0851
Shipment Method:	Courier

ANCHOR QEA

Jessica Goin
6720 SW Macadam Ave
Suite 125
Portland OR 97219

Line	Field Sample ID	Collection		Matrix	No. of Containers	Parameters																Comments/Preservation
		Date	Time			Arsenic	Lithium	Cobalt	Molybdenum	Iron	Manganese	Calcium										
1	BY-AP-MW-11_F2_001	5/27/2020	9:00	Water	1	x		x		x	x	x										nitric acid
2	BY-AP-MW-12_F2_002	5/27/2020	9:05	Water	1	x		x		x	x	x										nitric acid
3	BY-AP-MW-13_F2_003	5/27/2020	9:10	Water	1	x		x		x	x	x										nitric acid
4	BY-AP-MW-2_F2_004	5/27/2020	9:15	Water	1	x		x		x	x	x										nitric acid
5	BY-AP-MW-7_F2_005	5/27/2020	9:20	Water	1	x		x		x	x	x										nitric acid
6	BY-AP-MW-9_F2_006	5/27/2020	9:25	Water	1	x		x		x	x	x										nitric acid
7	GC-AP-MW-1_F2_007	5/27/2020	9:30	Water	1	x	x	x		x	x	x										nitric acid
8	GC-AP-MW-11_F2_008	5/27/2020	9:35	Water	1	x	x	x		x	x	x										nitric acid
9	GC-AP-MW-16_F2_009	5/27/2020	9:40	Water	1	x	x	x		x	x	x										nitric acid
10	OLD-MW-11S_F2_010	5/27/2020	9:45	Water	1	x	x		x	x	x	x										nitric acid
11	OLD-MW-11_F2_011	5/27/2020	9:50	Water	1	x	x		x	x	x	x										nitric acid
12	OLD-MW-2D_F2_012	5/27/2020	9:55	Water	1	x	x		x	x	x	x										nitric acid
13	GC-AP-MW-17_F2_013	5/27/2020	10:00	Water	1	x	x	x		x	x	x										nitric acid
14	GN-AP-MW-5_F2_014	5/27/2020	10:05	Water	1	x	x		x	x	x	x										nitric acid
15	GS-AP-MW-6D_F2_015	5/27/2020	10:10	Water	1	x	x		x	x	x	x										nitric acid

Notes:

Relinquished by:	Company:
Anthony Dalton-Atha	Anchor QEA
Signature/Print Name:	Date/Time:
	5/29/2020 10:00

Received by:	Company:
Swarf	ALS
Signature/Print Name:	Date/Time:
A	5/29/20 1145

Relinquished by:	Company:
Signature/Print Name:	Date/Time:

Received by:	Company:
Signature/Print Name:	Date/Time:

Distribution: A copy will be made for the laboratory and client. The Project file will retain the original.

PC MH

Cooler Receipt and Preservation Form

Client ANCHOR QEA Service Request K2044416

Received: 5/29/2020 Opened: 5/29/2020 By: CG Unloaded: 5/29/2020 By: CG

1. Samples were received via? *USPS* *Fed Ex* *UPS* *DHL* *PDX* (*Courier*) *Hand Delivered*
2. Samples were received in: (circle) (*Cooler*) *Box* *Envelope* *Other* _____ *NA*
3. Were custody seals on coolers? NA (Y) N If yes, how many and where? 1 Front
   If present, were custody seals intact? (Y) N If present, were they signed and dated? (Y) N

Temp Blank	Sample 1	Sample 2	Sample 3	Sample 4	IR GUN	Cooler / COC ID (NA)	Tracking Number (NA)	Filed
—	10.7	12.0	10.6	9.6	IR02			

4. Packing material: *Inserts* (*Baggies*) (*Bubble Wrap*) *Gel Packs* (*Wet Ice*) *Dry Ice* *Sleeves* _____
5. Were custody papers properly filled out (ink, signed, etc.)? NA (Y) N
6. Were samples received in good condition (temperature, unbroken)? *Indicate in the table below.* NA (Y) N
   If applicable, tissue samples were received: *Frozen* *Partially Thawed* *Thawed*
7. Were all sample labels complete (i.e analysis, preservation, etc.)? NA (Y) N
8. Did all sample labels and tags agree with custody papers? *Indicate major discrepancies in the table on page 2.* NA (Y) N
9. Were appropriate bottles/containers and volumes received for the tests indicated? NA (Y) N
10. Were the pH-preserved bottles (*see SMO GEN SOP*) received at the appropriate pH? *Indicate in the table below* NA Y (N)
11. Were VOA vials received without headspace? *Indicate in the table below.* (NA) Y N
12. Was C12/Res negative? (NA) Y N

Sample ID on Bottle	Sample ID on COC	Identified by:

Sample ID	Bottle Count Bottle Type	Out of Temp	Head-space	Broke	pH	Reagent	Volume added	Reagent Lot Number	Initials	Time
All "F2" samples	1-125mL, each				X	HNO_3	0.5mL	RE1-54-C	CG	1100 6/1/20

Notes, Discrepancies, & Resolutions: Temp okay - metals analyses

Miscellaneous Forms

ALS Environmental—Kelso Laboratory
1317 South 13th Avenue, Kelso, WA 98626
Phone (360) 577-7222 Fax (360) 425-9096
www.alsglobal.com

Inorganic Data Qualifiers

*	The result is an outlier. See case narrative.
#	The control limit criteria is not applicable. See case narrative.
B	The analyte was found in the associated method blank at a level that is significant relative to the sample result as defined by the DOD or NELAC standards.
E	The result is an estimate amount because the value exceeded the instrument calibration range.
J	The result is an estimated value.
U	The analyte was analyzed for, but was not detected ("Non-detect") at or above the MRL/MDL. *DOD-QSM 4.2 definition* : Analyte was not detected and is reported as less than the LOD or as defined by the project. The detection limit is adjusted for dilution.
i	The MRL/MDL or LOQ/LOD is elevated due to a matrix interference.
X	See case narrative.
Q	See case narrative. One or more quality control criteria was outside the limits.
H	The holding time for this test is immediately following sample collection. The samples were analyzed as soon as possible after receipt by the laboratory.

Metals Data Qualifiers

#	The control limit criteria is not applicable. See case narrative.
J	The result is an estimated value.
E	The percent difference for the serial dilution was greater than 10%, indicating a possible matrix interference in the sample.
M	The duplicate injection precision was not met.
N	The Matrix Spike sample recovery is not within control limits. See case narrative.
S	The reported value was determined by the Method of Standard Additions (MSA).
U	The analyte was analyzed for, but was not detected ("Non-detect") at or above the MRL/MDL. *DOD-QSM 4.2 definition* : Analyte was not detected and is reported as less than the LOD or as defined by the project. The detection limit is adjusted for dilution.
W	The post-digestion spike for furnace AA analysis is out of control limits, while sample absorbance is less than 50% of spike absorbance.
i	The MRL/MDL or LOQ/LOD is elevated due to a matrix interference.
X	See case narrative.
+	The correlation coefficient for the MSA is less than 0.995.
Q	See case narrative. One or more quality control criteria was outside the limits.

Organic Data Qualifiers

*	The result is an outlier. See case narrative.
#	The control limit criteria is not applicable. See case narrative.
A	A tentatively identified compound, a suspected aldol-condensation product.
B	The analyte was found in the associated method blank at a level that is significant relative to the sample result as defined by the DOD or NELAC standards.
C	The analyte was qualitatively confirmed using GC/MS techniques, pattern recognition, or by comparing to historical data.
D	The reported result is from a dilution.
E	The result is an estimated value.
J	The result is an estimated value.
N	The result is presumptive. The analyte was tentatively identified, but a confirmation analysis was not performed.
P	The GC or HPLC confirmation criteria was exceeded. The relative percent difference is greater than 40% between the two analytical results.
U	The analyte was analyzed for, but was not detected ("Non-detect") at or above the MRL/MDL. *DOD-QSM 4.2 definition* : Analyte was not detected and is reported as less than the LOD or as defined by the project. The detection limit is adjusted for dilution.
i	The MRL/MDL or LOQ/LOD is elevated due to a chromatographic interference.
X	See case narrative.
Q	See case narrative. One or more quality control criteria was outside the limits.

Additional Petroleum Hydrocarbon Specific Qualifiers

F	The chromatographic fingerprint of the sample matches the elution pattern of the calibration standard.
L	The chromatographic fingerprint of the sample resembles a petroleum product, but the elution pattern indicates the presence of a greater amount of lighter molecular weight constituents than the calibration standard.
H	The chromatographic fingerprint of the sample resembles a petroleum product, but the elution pattern indicates the presence of a greater amount of heavier molecular weight constituents than the calibration standard.
O	The chromatographic fingerprint of the sample resembles an oil, but does not match the calibration standard.
Y	The chromatographic fingerprint of the sample resembles a petroleum product eluting in approximately the correct carbon range, but the elution pattern does not match the calibration standard.
Z	The chromatographic fingerprint does not resemble a petroleum product.

ALS Group USA Corp. dba ALS Environmental (ALS) - Kelso
State Certifications, Accreditations, and Licenses

Agency	Web Site	Number
Alaska DEH	http://dec.alaska.gov/eh/lab/cs/csapproval.htm	UST-040
Arizona DHS	http://www.azdhs.gov/lab/license/env.htm	AZ0339
Arkansas - DEQ	http://www.adeq.state.ar.us/techsvs/labcert.htm	88-0637
California DHS (ELAP)	http://www.cdph.ca.gov/certlic/labs/Pages/ELAP.aspx	2795
DOD ELAP	http://www.denix.osd.mil/edqw/Accreditation/AccreditedLabs.cfm	L16-58-R4
Florida DOH	http://www.doh.state.fl.us/lab/EnvLabCert/WaterCert.htm	E87412
Hawaii DOH	http://health.hawaii.gov/	-
ISO 17025	http://www.pjlabs.com/	L16-57
Louisiana DEQ	http://www.deq.louisiana.gov/page/la-lab-accreditation	03016
Maine DHS	http://www.maine.gov/dhhs/	WA01276
Minnesota DOH	http://www.health.state.mn.us/accreditation	053-999-457
Nevada DEP	http://ndep.nv.gov/bsdw/labservice.htm	WA01276
New Jersey DEP	http://www.nj.gov/dep/enforcement/oqa.html	WA005
New York - DOH	https://www.wadsworth.org/regulatory/elap	12060
North Carolina DEQ	https://deq.nc.gov/about/divisions/water-resources/water-resources-data/water-sciences-home-page/laboratory-certification-branch/non-field-lab-certification	605
Oklahoma DEQ	http://www.deq.state.ok.us/CSDnew/labcert.htm	9801
Oregon – DEQ (NELAP)	http://public.health.oregon.gov/LaboratoryServices/EnvironmentalLaboratoryAccreditation/Pages/index.aspx	WA100010
South Carolina DHEC	http://www.scdhec.gov/environment/EnvironmentalLabCertification/	61002
Texas CEQ	http://www.tceq.texas.gov/field/qa/env_lab_accreditation.html	T104704427
Washington DOE	http://www.ecy.wa.gov/programs/eap/labs/lab-accreditation.html	C544
Wyoming (EPA Region 8)	https://www.epa.gov/region8-waterops/epa-region-8-certified-drinking-water-	-
Kelso Laboratory Website	www.alsglobal.com	NA

Analyses were performed according to our laboratory's NELAP-approved quality assurance program. A complete listing of specific NELAP-certified analytes, can be found in the certification section at www.ALSGlobal.com or at the accreditation bodies web site.
Please refer to the certification and/or accreditation body's web site if samples are submitted for compliance purposes. The states highlighted above, require the analysis be listed on the state certification if used for compliance purposes and if the method/anlayte is offered by that state.

Acronyms

ASTM	American Society for Testing and Materials
A2LA	American Association for Laboratory Accreditation
CARB	California Air Resources Board
CAS Number	Chemical Abstract Service registry Number
CFC	Chlorofluorocarbon
CFU	Colony-Forming Unit
DEC	Department of Environmental Conservation
DEQ	Department of Environmental Quality
DHS	Department of Health Services
DOE	Department of Ecology
DOH	Department of Health
EPA	U. S. Environmental Protection Agency
ELAP	Environmental Laboratory Accreditation Program
GC	Gas Chromatography
GC/MS	Gas Chromatography/Mass Spectrometry
LOD	Limit of Detection
LOQ	Limit of Quantitation
LUFT	Leaking Underground Fuel Tank
M	Modified
MCL	Maximum Contaminant Level is the highest permissible concentration of a substance allowed in drinking water as established by the USEPA.
MDL	Method Detection Limit
MPN	Most Probable Number
MRL	Method Reporting Limit
NA	Not Applicable
NC	Not Calculated
NCASI	National Council of the Paper Industry for Air and Stream Improvement
ND	Not Detected
NIOSH	National Institute for Occupational Safety and Health
PQL	Practical Quantitation Limit
RCRA	Resource Conservation and Recovery Act
SIM	Selected Ion Monitoring
TPH	Total Petroleum Hydrocarbons
tr	Trace level is the concentration of an analyte that is less than the PQL but greater than or equal to the MDL.

Sample Results

ALS Environmental—Kelso Laboratory
1317 South 13th Avenue, Kelso, WA 98626
Phone (360) 577-7222 Fax (360) 425-9096
www.alsglobal.com

Metals

ALS Environmental—Kelso Laboratory
1317 South 13th Avenue, Kelso, WA 98626
Phone (360) 577-7222 Fax (360) 425-9096
www.alsglobal.com

ALS Group USA, Corp.
dba ALS Environmental

Analytical Report

Client:	Anchor QEA, LLC	**Service Request:**	K2004416
Project:	APC SSE	**Date Collected:**	05/26/20 10:50
Sample Matrix:	Water	**Date Received:**	05/29/20 11:45
Sample Name:	OLD-MW-2D-F1_012_DUP	**Basis:**	NA
Lab Code:	K2004416-003		

Total Metals

Analyte Name	Analysis Method	Result	Units	MRL	MDL	Dil.	Date Analyzed	Date Extracted	Q
Arsenic	6010C	**7 J**	ug/L	21	5	1	06/11/20 15:31	06/09/20	
Lithium	6010C	**8 J**	ug/L	21	6	1	06/11/20 15:31	06/09/20	
Molybdenum	6010C	**2.2 J**	ug/L	8.4	2.1	1	06/11/20 15:31	06/09/20	

ALS Group USA, Corp.
dba ALS Environmental

Analytical Report

Client:	Anchor QEA, LLC	**Service Request:**	K2004416
Project:	APC SSE	**Date Collected:**	05/27/20 09:45
Sample Matrix:	Water	**Date Received:**	05/29/20 11:45
Sample Name:	OLD-MW-11S_F2_010	**Basis:**	NA
Lab Code:	K2004416-013		

Total Metals

Analyte Name	Analysis Method	Result	Units	MRL	MDL	Dil.	Date Analyzed	Date Extracted	Q
Arsenic	6010C	**9 J**	ug/L	21	5	1	06/12/20 14:34	06/09/20	
Calcium	6010C	**395**	ug/L	21	3	1	06/11/20 16:22	06/09/20	
Iron	6010C	**1320**	ug/L	21	8	1	06/12/20 14:34	06/09/20	
Lithium	6010C	ND U	ug/L	21	6	1	06/11/20 16:22	06/09/20	
Manganese	6010C	**769**	ug/L	1.1	0.2	1	06/11/20 16:22	06/09/20	
Molybdenum	6010C	**12.1**	ug/L	8.4	2.1	1	06/11/20 16:22	06/09/20	

ALS Group USA, Corp.
dba ALS Environmental

Analytical Report

Client:	Anchor QEA, LLC	**Service Request:**	K2004416
Project:	APC SSE	**Date Collected:**	05/27/20 09:50
Sample Matrix:	Water	**Date Received:**	05/29/20 11:45
Sample Name:	OLD-MW-11_F2_011	**Basis:**	NA
Lab Code:	K2004416-014		

Total Metals

Analyte Name	Analysis Method	Result	Units	MRL	MDL	Dil.	Date Analyzed	Date Extracted	Q
Arsenic	6010C	**30**	ug/L	21	5	1	06/12/20 14:36	06/09/20	
Calcium	6010C	**21000**	ug/L	21	3	1	06/11/20 16:25	06/09/20	
Iron	6010C	**511**	ug/L	21	8	1	06/12/20 14:36	06/09/20	
Lithium	6010C	**7 J**	ug/L	21	6	1	06/11/20 16:25	06/09/20	
Manganese	6010C	**1750**	ug/L	1.1	0.2	1	06/11/20 16:25	06/09/20	
Molybdenum	6010C	**6.3 J**	ug/L	8.4	2.1	1	06/11/20 16:25	06/09/20	

ALS Group USA, Corp.
dba ALS Environmental

Analytical Report

Client:	Anchor QEA, LLC	**Service Request:**	K2004416
Project:	APC SSE	**Date Collected:**	05/27/20 09:55
Sample Matrix:	Water	**Date Received:**	05/29/20 11:45
Sample Name:	OLD-MW-2D_F2_012	**Basis:**	NA
Lab Code:	K2004416-015		

Total Metals

Analyte Name	Analysis Method	Result	Units	MRL	MDL	Dil.	Date Analyzed	Date Extracted	Q
Arsenic	6010C	**19 J**	ug/L	21	5	1	06/15/20 12:22	06/09/20	
Calcium	6010C	**24900**	ug/L	21	3	1	06/15/20 12:22	06/09/20	
Iron	6010C	**1040**	ug/L	42	8	1	06/15/20 12:22	06/09/20	
Lithium	6010C	ND U	ug/L	21	6	1	06/15/20 12:22	06/09/20	
Manganese	6010C	**653**	ug/L	1.1	0.2	1	06/15/20 12:22	06/09/20	
Molybdenum	6010C	**7.0 J**	ug/L	8.4	2.1	1	06/15/20 12:22	06/09/20	

ALS Group USA, Corp.
dba ALS Environmental

Analytical Report

Client:	Anchor QEA, LLC	**Service Request:**	K2004416
Project:	APC SSE	**Date Collected:**	05/27/20 10:05
Sample Matrix:	Water	**Date Received:**	05/29/20 11:45
Sample Name:	GN-AP-MW-5_F2_014	**Basis:**	NA
Lab Code:	K2004416-017		

Total Metals

Analyte Name	Analysis Method	Result	Q	Units	MRL	MDL	Dil.	Date Analyzed	Date Extracted	Q
Arsenic	6010C	**6**	**J**	ug/L	21	5	1	06/15/20 12:29	06/09/20	
Calcium	6010C	**17100**		ug/L	21	3	1	06/15/20 12:29	06/09/20	
Iron	6010C	**1660**		ug/L	42	8	1	06/15/20 12:29	06/09/20	
Lithium	6010C	**7**	**J**	ug/L	21	6	1	06/15/20 12:29	06/09/20	
Manganese	6010C	**594**		ug/L	1.1	0.2	1	06/15/20 12:29	06/09/20	
Molybdenum	6010C	**16.9**		ug/L	8.4	2.1	1	06/15/20 12:29	06/09/20	

QC Summary Forms

ALS Environmental—Kelso Laboratory
1317 South 13th Avenue, Kelso, WA 98626
Phone (360) 577-7222 Fax (360) 425-9096
www.alsglobal.com

Metals

ALS Environmental—Kelso Laboratory
1317 South 13th Avenue, Kelso, WA 98626
Phone (360) 577-7222 Fax (360) 425-9096
www.alsglobal.com

ALS Group USA, Corp.
dba ALS Environmental

Analytical Report

Client:	Anchor QEA, LLC	**Service Request:**	K2004416
Project:	APC SSE	**Date Collected:**	NA
Sample Matrix:	Water	**Date Received:**	NA
Sample Name:	Method Blank	**Basis:**	NA
Lab Code:	KQ2007741-02		

Total Metals

Analyte Name	Analysis Method	Result	Units	MRL	MDL	Dil.	Date Analyzed	Date Extracted	Q
Arsenic	6010C	ND U	ug/L	21	5	1	06/11/20 15:02	06/09/20	
Calcium	6010C	**3 J**	ug/L	21	3	1	06/11/20 15:02	06/09/20	
Cobalt	6010C	ND U	ug/L	2.1	0.7	1	06/11/20 15:02	06/09/20	
Iron	6010C	ND U	ug/L	21	8	1	06/11/20 15:02	06/09/20	
Lithium	6010C	ND U	ug/L	21	6	1	06/11/20 15:02	06/09/20	
Manganese	6010C	**0.4 J**	ug/L	1.1	0.2	1	06/11/20 15:02	06/09/20	
Molybdenum	6010C	ND U	ug/L	8.4	2.1	1	06/11/20 15:02	06/09/20	

ALS Group USA, Corp.
dba ALS Environmental

QA/QC Report

Client:	Anchor QEA, LLC	**Service Request:**	K2004416
Project:	APC SSE	**Date Collected:**	05/26/20
Sample Matrix:	Water	**Date Received:**	05/29/20
		Date Analyzed:	06/11/20
		Date Extracted:	06/9/20

Matrix Spike Summary
Total Metals

Sample Name:	MW-12_F1_021	**Units:**	ug/L
Lab Code:	K2004416-001	**Basis:**	NA
Analysis Method:	6010C		
Prep Method:	EPA CLP ILM04.0		

Matrix Spike
KQ2007741-04

Analyte Name	Sample Result	Result	Spike Amount	% Rec	% Rec Limits
Arsenic	ND U	916	1000	92	75-125
Calcium	4060	13300	10000	93	75-125
Cobalt	16.9	427	500	82	75-125
Iron	62	975	1000	91	75-125
Lithium	ND U	10000	10000	100	75-125
Manganese	287	774	500	97	75-125
Molybdenum	52.0	999	1000	95	75-125

Results flagged with an asterisk (*) indicate values outside control criteria.

Results flagged with a pound (#) indicate the control criteria is not applicable.

Percent recoveries and relative percent differences (RPD) are determined by the software using values in the calculation which have not been rounded.

Matrix Spike and Matrix Spike Duplicate Data is presented for information purposes only. The matrix may or may not be relevant to samples reported in this report. The laboratory evaluates system performance based on the LCS and LCSD control limits.

ALS Group USA, Corp.

dba ALS Environmental

QA/QC Report

Client:	Anchor QEA, LLC	**Service Request:**	K2004416
Project	APC SSE	**Date Collected:**	05/26/20
Sample Matrix:	Water	**Date Received:**	05/29/20
		Date Analyzed:	06/11/20

Replicate Sample Summary
Total Metals

Sample Name:	MW-12_F1_021	**Units:**	ug/L
Lab Code:	K2004416-001	**Basis:**	NA

Analyte Name	Analysis Method	MRL	MDL	Sample Result	Duplicate Sample KQ2007741-03 Result	Average	RPD	RPD Limit
Arsenic	6010C	21	5	ND U	ND U	ND	-	20
Calcium	6010C	21	3	4060	4050	4060	<1	20
Cobalt	6010C	2.1	0.7	16.9	17.9	17.4	6	20
Iron	6010C	21	8	62	62	62	<1	20
Lithium	6010C	21	6	ND U	ND U	ND	-	20
Manganese	6010C	1.1	0.2	287	290	289	1	20
Molybdenum	6010C	8.4	2.1	52.0	52.3	52.2	<1	20

Results flagged with an asterisk (*) indicate values outside control criteria.

Results flagged with a pound (#) indicate the control criteria is not applicable.

Percent recoveries and relative percent differences (RPD) are determined by the software using values in the calculation which have not been rounded.

ALS Group USA, Corp.
dba ALS Environmental

QA/QC Report

Client: Anchor QEA, LLC
Project: APC SSE
Sample Matrix: Water

Service Request: K2004416
Date Analyzed: 06/11/20

Lab Control Sample Summary
Total Metals

Units:ug/L
Basis:NA

Lab Control Sample
KQ2007741-01

Analyte Name	Analytical Method	Result	Spike Amount	% Rec	% Rec Limits
Arsenic	6010C	2790	2500	111	80-120
Calcium	6010C	12600	12500	101	80-120
Cobalt	6010C	1230	1250	98	80-120
Iron	6010C	2490	2500	99	80-120
Lithium	6010C	9750	10000	98	80-120
Manganese	6010C	1250	1250	100	80-120
Molybdenum	6010C	1040	1000	104	80-120

July 20, 2020 Service Request No:K2004421

Anthony Dalton-Atha
Anchor QEA, LLC
6720 SW Macadam Avenue
Suite 125
Portland, OR 97219

Laboratory Results for: APC SSE

Dear Anthony,

Enclosed are the results of the sample(s) submitted to our laboratory May 29, 2020
For your reference, these analyses have been assigned our service request number **K2004421.**

Analyses were performed according to our laboratory's NELAP-approved quality assurance program. The test results meet requirements of the current NELAP standards, where applicable, and except as noted in the laboratory case narrative provided. For a specific list of NELAP-accredited analytes, refer to the certifications section at www.alsglobal.com. All results are intended to be considered in their entirety, and ALS Group USA Corp. dba ALS Environmental (ALS) is not responsible for use of less than the complete report. Results apply only to the items submitted to the laboratory for analysis and individual items (samples) analyzed, as listed in the report.

Please contact me if you have any questions. My extension is 3376. You may also contact me via email at Mark.Harris@alsglobal.com.

Respectfully submitted,

ALS Group USA, Corp. dba ALS Environmental

Mark Harris
Project Manager

Narrative Documents

ALS Environmental—Kelso Laboratory
1317 South 13th Avenue, Kelso, WA 98626
Phone (360) 577-7222 Fax (360) 425-9096
www.alsglobal.com

1317 South 13th Ave, Kelso, WA 98626 | 1-360-577-7222 | www.alsglobal.com

Client: Anchor QEA, LLC
Project: APC SSE
Sample Matrix: Water

Service Request: K2004421
Date Received: 05/29/2020

CASE NARRATIVE

All analyses were performed consistent with the quality assurance program of ALS Environmental. This report contains analytical results for samples for the Tier II level requested by the client.

Sample Receipt:

Three water samples were received for analysis at ALS Environmental on 05/29/2020. Any discrepancies upon initial sample inspection are annotated on the sample receipt and preservation form included within this report. The samples were stored at minimum in accordance with the analytical method requirements.

Metals:

Method 6010C, 06/19/2020: Samples in this delivery group required dilution to non-target matrix components. Attempts to analyze the undiluted samples resulted in failed instrument QC check samples. The detection limits were elevated accordingly. No further corrective action was appropriate.

Approved by _____ Date 06/22/2020

Sample Receipt Information

ALS Environmental—Kelso Laboratory
1317 South 13th Avenue, Kelso, WA 98626
Phone (360) 577-7222 Fax (360) 425-9096
www.alsglobal.com

Chain of Custody Record & Laboratory Analysis Request

Date:	5/29/2020
Project Name:	APC SSE
Project Manager:	Anthony Dalton-Atha
email:	adalton-atha@anchorqea.com
Phone Number:	541-760-0851
Shipment Method:	Courier

ANCHOR QEA

Jessica Goin
6720 SW Macadam Ave
Suite 125
Portland OR 97219

Line	Field Sample ID	Collection Date	Collection Time	Matrix	No. of Containers	Parameters: Arsenic	Lithium	Cobalt	Molybdenum	Iron											Comments/Preservation
1	BY-AP-MW-11_F4_001			Water	1	x		x		x											nitric acid
2	BY-AP-MW-12_F4_002			Water	1	x		x		x											nitric acid
3	BY-AP-MW-13_F4_003			Water	1	x		x		x											nitric acid
4	BY-AP-MW-2_F4_004			Water	1	x		x		x											nitric acid
5	BY-AP-MW-7_F4_005			Water	1	x		x		x											nitric acid
6	BY-AP-MW-9_F4_006			Water	1	x		x		x											nitric acid
7	GC-AP-MW-1_F4_007			Water	1	x	x	x		x											nitric acid
8	GC-AP-MW-11_F4_008			Water	1	x	x	x		x											nitric acid
9	GC-AP-MW-16_F4_009			Water	1	x	x	x		x											nitric acid
10	OLD-MW-11S_F4_010			Water	1	x	x		x	x											nitric acid
11	OLD-MW-11_F4_011			Water	1	x	x		x	x											nitric acid
12	OLD-MW-2D_F4_012			Water	1	x	x		x	x											nitric acid
13	GC-AP-MW-17_F4_013			Water	1	x	x	x		x											nitric acid
14	GN-AP-MW-5_F4_014			Water	1	x	x		x	x											nitric acid
15	GS-AP-MW-6D_F4_015			Water	1	x	x		x	x											nitric acid

Notes: **CAUTION! F4 samples are concentrated (16N) nitric acid.**

Relinquished by:	Company:
Anthony Dalton-Atha	Anchor QEA
Signature/Print Name:	Date/Time:
	5/29/2020 10:00

Received by:	Company:
[signature]	ALS
Signature/Print Name:	Date/Time:
	5/29/20 1145

Relinquished by:	Company:
Signature/Print Name:	Date/Time:

Received by:	Company:
Signature/Print Name:	Date/Time:

Distribution: A copy will be made for the laboratory and client. The Project file will retain the original.

Chain of Custody Record & Laboratory Analysis Request

Date:	5/29/2020
Project Name:	APC SSE
Project Manager:	Anthony Dalton-Atha
email:	adalton-atha@anchorqea.com
Phone Number:	541-760-0851
Shipment Method:	Courier

ANCHOR QEA

Jessica Goin
6720 SW Macadam Ave
Suite 125
Portland OR 97219

Line	Field Sample ID	Collection Date	Collection Time	Matrix	No. of Containers	Parameters: Arsenic	Lithium	Cobalt	Molybdenum	Iron	Comments/Preservation
16	GS-AP-MW-8_F4_016			Water	1	x	x		x	x	nitric acid
17	MR-AP-MW-3D_F4_017			Water	1	x	x	x		x	nitric acid
18	MR-AP-MW-4_F4_018			Water	1	x	x	x		x	nitric acid
19	MR-AP-MW-5_F4_019			Water	1	x	x	x		x	nitric acid
20	MW-1_F4_020			Water	1	x	x		x	x	nitric acid
21	MW-12_F4_021			Water	1	x	x		x	x	nitric acid
22	Blank_F4_022			Water	1	x	x	x	x	x	nitric acid
23	OLD-MW-2D-F4_012_DUP			Water	1	x	x		x	x	nitric acid

Notes: **CAUTION! F4 samples are concentrated (16N) nitric acid.**

Relinquished by:	Company:
Anthony Dalton-Atha	Anchor QEA
Signature/Print Name:	Date/Time:
	5/29/2020 10:00

Received by:	Company:
SWOF	A25
Signature/Print Name:	Date/Time:
	5/29/20 1145

Relinquished by:	Company:
Signature/Print Name:	Date/Time:

Received by:	Company:
Signature/Print Name:	Date/Time:

Distribution: A copy will be made for the laboratory and client. The Project file will retain the original.

PC MH

Cooler Receipt and Preservation Form

Client ANCHOR QEA Service Request K2004421

Received: 5/29/2020 Opened: 5/29/2020 By: CG Unloaded: 5/29/2020 By: CG

1. Samples were received via? *USPS* *Fed Ex* *UPS* *DHL* *PDX* (*Courier*) *Hand Delivered*
2. Samples were received in: (circle) (*Cooler*) *Box* *Envelope* *Other* _____ *NA*
3. Were custody seals on coolers? NA (Y) N If yes, how many and where? 1 Front
   If present, were custody seals intact? (Y) N If present, were they signed and dated? (Y) N

Temp Blank	Sample 1	Sample 2	Sample 3	Sample 4	IR GUN	Cooler / COC ID (NA)	Tracking Number (NA)	Filed
✓	10.7	12.0	10.6	9.6	IR02			

4. Packing material: *Inserts* (*Baggies*) (*Bubble Wrap*) *Gel Packs* (*Wet Ice*) *Dry Ice* *Sleeves* _____
5. Were custody papers properly filled out (ink, signed, etc.)? NA (Y) N
6. Were samples received in good condition (temperature, unbroken)? *Indicate in the table below.* NA (Y) N
   If applicable, tissue samples were received: *Frozen* *Partially Thawed* *Thawed*
7. Were all sample labels complete (i.e analysis, preservation, etc.)? NA (Y) N
8. Did all sample labels and tags agree with custody papers? *Indicate major discrepancies in the table on page 2.* NA (Y) N
9. Were appropriate bottles/containers and volumes received for the tests indicated? NA (Y) N
10. Were the pH-preserved bottles (*see SMO GEN SOP*) received at the appropriate pH? *Indicate in the table below* NA Y (N)
11. Were VOA vials received without headspace? *Indicate in the table below.* (NA) Y N
12. Was C12/Res negative? (NA) Y N

Sample ID on Bottle	Sample ID on COC	Identified by:

Sample ID	Bottle Count Bottle Type	Out of Temp	Head-space	Broke	pH	Reagent	Volume added	Reagent Lot Number	Initials	Time
All "F2" samples	1-125mL, each				X	HNO3	0.5mL	RE1-54-C	CG	1100 6/6/20

Notes, Discrepancies, & Resolutions: Temp okay - metals analyses

Miscellaneous Forms

ALS Environmental—Kelso Laboratory
1317 South 13th Avenue, Kelso, WA 98626
Phone (360) 577-7222 Fax (360) 425-9096
www.alsglobal.com

Inorganic Data Qualifiers

*	The result is an outlier. See case narrative.
#	The control limit criteria is not applicable. See case narrative.
B	The analyte was found in the associated method blank at a level that is significant relative to the sample result as defined by the DOD or NELAC standards.
E	The result is an estimate amount because the value exceeded the instrument calibration range.
J	The result is an estimated value.
U	The analyte was analyzed for, but was not detected ("Non-detect") at or above the MRL/MDL. *DOD-QSM 4.2 definition* : Analyte was not detected and is reported as less than the LOD or as defined by the project. The detection limit is adjusted for dilution.
i	The MRL/MDL or LOQ/LOD is elevated due to a matrix interference.
X	See case narrative.
Q	See case narrative. One or more quality control criteria was outside the limits.
H	The holding time for this test is immediately following sample collection. The samples were analyzed as soon as possible after receipt by the laboratory.

Metals Data Qualifiers

#	The control limit criteria is not applicable. See case narrative.
J	The result is an estimated value.
E	The percent difference for the serial dilution was greater than 10%, indicating a possible matrix interference in the sample.
M	The duplicate injection precision was not met.
N	The Matrix Spike sample recovery is not within control limits. See case narrative.
S	The reported value was determined by the Method of Standard Additions (MSA).
U	The analyte was analyzed for, but was not detected ("Non-detect") at or above the MRL/MDL. *DOD-QSM 4.2 definition* : Analyte was not detected and is reported as less than the LOD or as defined by the project. The detection limit is adjusted for dilution.
W	The post-digestion spike for furnace AA analysis is out of control limits, while sample absorbance is less than 50% of spike absorbance.
i	The MRL/MDL or LOQ/LOD is elevated due to a matrix interference.
X	See case narrative.
+	The correlation coefficient for the MSA is less than 0.995.
Q	See case narrative. One or more quality control criteria was outside the limits.

Organic Data Qualifiers

*	The result is an outlier. See case narrative.
#	The control limit criteria is not applicable. See case narrative.
A	A tentatively identified compound, a suspected aldol-condensation product.
B	The analyte was found in the associated method blank at a level that is significant relative to the sample result as defined by the DOD or NELAC standards.
C	The analyte was qualitatively confirmed using GC/MS techniques, pattern recognition, or by comparing to historical data.
D	The reported result is from a dilution.
E	The result is an estimated value.
J	The result is an estimated value.
N	The result is presumptive. The analyte was tentatively identified, but a confirmation analysis was not performed.
P	The GC or HPLC confirmation criteria was exceeded. The relative percent difference is greater than 40% between the two analytical results.
U	The analyte was analyzed for, but was not detected ("Non-detect") at or above the MRL/MDL. *DOD-QSM 4.2 definition* : Analyte was not detected and is reported as less than the LOD or as defined by the project. The detection limit is adjusted for dilution.
i	The MRL/MDL or LOQ/LOD is elevated due to a chromatographic interference.
X	See case narrative.
Q	See case narrative. One or more quality control criteria was outside the limits.

Additional Petroleum Hydrocarbon Specific Qualifiers

F	The chromatographic fingerprint of the sample matches the elution pattern of the calibration standard.
L	The chromatographic fingerprint of the sample resembles a petroleum product, but the elution pattern indicates the presence of a greater amount of lighter molecular weight constituents than the calibration standard.
H	The chromatographic fingerprint of the sample resembles a petroleum product, but the elution pattern indicates the presence of a greater amount of heavier molecular weight constituents than the calibration standard.
O	The chromatographic fingerprint of the sample resembles an oil, but does not match the calibration standard.
Y	The chromatographic fingerprint of the sample resembles a petroleum product eluting in approximately the correct carbon range, but the elution pattern does not match the calibration standard.
Z	The chromatographic fingerprint does not resemble a petroleum product.

ALS Group USA Corp. dba ALS Environmental (ALS) - Kelso
State Certifications, Accreditations, and Licenses

Agency	Web Site	Number
Alaska DEH	http://dec.alaska.gov/eh/lab/cs/csapproval.htm	UST-040
Arizona DHS	http://www.azdhs.gov/lab/license/env.htm	AZ0339
Arkansas - DEQ	http://www.adeq.state.ar.us/techsvs/labcert.htm	88-0637
California DHS (ELAP)	http://www.cdph.ca.gov/certlic/labs/Pages/ELAP.aspx	2795
DOD ELAP	http://www.denix.osd.mil/edqw/Accreditation/AccreditedLabs.cfm	L16-58-R4
Florida DOH	http://www.doh.state.fl.us/lab/EnvLabCert/WaterCert.htm	E87412
Hawaii DOH	http://health.hawaii.gov/	-
ISO 17025	http://www.pjlabs.com/	L16-57
Louisiana DEQ	http://www.deq.louisiana.gov/page/la-lab-accreditation	03016
Maine DHS	http://www.maine.gov/dhhs/	WA01276
Minnesota DOH	http://www.health.state.mn.us/accreditation	053-999-457
Nevada DEP	http://ndep.nv.gov/bsdw/labservice.htm	WA01276
New Jersey DEP	http://www.nj.gov/dep/enforcement/oqa.html	WA005
New York - DOH	https://www.wadsworth.org/regulatory/elap	12060
North Carolina DEQ	https://deq.nc.gov/about/divisions/water-resources/water-resources-data/water-sciences-home-page/laboratory-certification-branch/non-field-lab-certification	605
Oklahoma DEQ	http://www.deq.state.ok.us/CSDnew/labcert.htm	9801
Oregon – DEQ (NELAP)	http://public.health.oregon.gov/LaboratoryServices/EnvironmentalLaboratoryAccreditation/Pages/index.aspx	WA100010
South Carolina DHEC	http://www.scdhec.gov/environment/EnvironmentalLabCertification/	61002
Texas CEQ	http://www.tceq.texas.gov/field/qa/env_lab_accreditation.html	T104704427
Washington DOE	http://www.ecy.wa.gov/programs/eap/labs/lab-accreditation.html	C544
Wyoming (EPA Region 8)	https://www.epa.gov/region8-waterops/epa-region-8-certified-drinking-water-	-
Kelso Laboratory Website	www.alsglobal.com	NA

Analyses were performed according to our laboratory's NELAP-approved quality assurance program. A complete listing of specific NELAP-certified analytes, can be found in the certification section at www.ALSGlobal.com or at the accreditation bodies web site.
Please refer to the certification and/or accreditation body's web site if samples are submitted for compliance purposes. The states highlighted above, require the analysis be listed on the state certification if used for compliance purposes and if the method/anlayte is offered by that state.

Acronyms

ASTM	American Society for Testing and Materials
A2LA	American Association for Laboratory Accreditation
CARB	California Air Resources Board
CAS Number	Chemical Abstract Service registry Number
CFC	Chlorofluorocarbon
CFU	Colony-Forming Unit
DEC	Department of Environmental Conservation
DEQ	Department of Environmental Quality
DHS	Department of Health Services
DOE	Department of Ecology
DOH	Department of Health
EPA	U. S. Environmental Protection Agency
ELAP	Environmental Laboratory Accreditation Program
GC	Gas Chromatography
GC/MS	Gas Chromatography/Mass Spectrometry
LOD	Limit of Detection
LOQ	Limit of Quantitation
LUFT	Leaking Underground Fuel Tank
M	Modified
MCL	Maximum Contaminant Level is the highest permissible concentration of a substance allowed in drinking water as established by the USEPA.
MDL	Method Detection Limit
MPN	Most Probable Number
MRL	Method Reporting Limit
NA	Not Applicable
NC	Not Calculated
NCASI	National Council of the Paper Industry for Air and Stream Improvement
ND	Not Detected
NIOSH	National Institute for Occupational Safety and Health
PQL	Practical Quantitation Limit
RCRA	Resource Conservation and Recovery Act
SIM	Selected Ion Monitoring
TPH	Total Petroleum Hydrocarbons
tr	Trace level is the concentration of an analyte that is less than the PQL but greater than or equal to the MDL.

Sample Results

ALS Environmental—Kelso Laboratory
1317 South 13th Avenue, Kelso, WA 98626
Phone (360) 577-7222 Fax (360) 425-9096
www.alsglobal.com

Metals

ALS Environmental—Kelso Laboratory
1317 South 13th Avenue, Kelso, WA 98626
Phone (360) 577-7222 Fax (360) 425-9096
www.alsglobal.com

ALS Group USA, Corp.
dba ALS Environmental

Analytical Report

Client:	Anchor QEA, LLC	**Service Request:**	K2004421
Project:	APC SSE	**Date Collected:**	05/28/20 09:55
Sample Matrix:	Water	**Date Received:**	05/29/20 11:45
Sample Name:	OLD-MW-2D_F4_012	**Basis:**	NA
Lab Code:	K2004421-001		

Total Metals

Analyte Name	Analysis Method	Result	Units	MRL	MDL	Dil.	Date Analyzed	Date Extracted	Q
Arsenic	6010C	ND U	ug/L	210	50	10	06/19/20 16:32	06/09/20	
Iron	6010C	**1050000**	ug/L	110	40	5	06/19/20 11:11	06/09/20	
Lithium	6010C	ND U	ug/L	110	30	5	06/19/20 11:11	06/09/20	
Molybdenum	6010C	ND U	ug/L	84	21	10	06/19/20 16:32	06/09/20	

ALS Group USA, Corp.
dba ALS Environmental

Analytical Report

Client:	Anchor QEA, LLC	**Service Request:**	K2004421
Project:	APC SSE	**Date Collected:**	05/28/20 10:05
Sample Matrix:	Water	**Date Received:**	05/29/20 11:45
Sample Name:	GN-AP-MW-5_F4_014	**Basis:**	NA
Lab Code:	K2004421-003		

Total Metals

Analyte Name	Analysis Method	Result	Units	MRL	MDL	Dil.	Date Analyzed	Date Extracted	Q
Arsenic	6010C	ND U	ug/L	110	30	5	06/19/20 16:54	06/09/20	
Iron	6010C	**21400**	ug/L	110	40	5	06/19/20 11:33	06/09/20	
Lithium	6010C	ND U	ug/L	110	30	5	06/19/20 11:33	06/09/20	
Molybdenum	6010C	**15 J**	ug/L	42	11	5	06/19/20 16:54	06/09/20	

ALS Group USA, Corp.
dba ALS Environmental

Analytical Report

Client:	Anchor QEA, LLC	**Service Request:**	K2004421
Project:	APC SSE	**Date Collected:**	05/28/20 10:50
Sample Matrix:	Water	**Date Received:**	05/29/20 11:45
Sample Name:	OLD_MW-2D-F4_012_DUP	**Basis:**	NA
Lab Code:	K2004421-012		

Total Metals

Analyte Name	Analysis Method	Result	Units	MRL	MDL	Dil.	Date Analyzed	Date Extracted	Q
Arsenic	6010C	ND U	ug/L	210	50	10	06/19/20 17:37	06/09/20	
Iron	6010C	**1050000**	ug/L	110	40	5	06/19/20 12:48	06/09/20	
Lithium	6010C	ND U	ug/L	110	30	5	06/19/20 12:48	06/09/20	
Molybdenum	6010C	ND U	ug/L	84	21	10	06/19/20 17:37	06/09/20	

QC Summary Forms

ALS Environmental—Kelso Laboratory
1317 South 13th Avenue, Kelso, WA 98626
Phone (360) 577-7222 Fax (360) 425-9096
www.alsglobal.com

Metals

ALS Environmental—Kelso Laboratory
1317 South 13th Avenue, Kelso, WA 98626
Phone (360) 577-7222 Fax (360) 425-9096
www.alsglobal.com

ALS Group USA, Corp.
dba ALS Environmental

Analytical Report

Client:	Anchor QEA, LLC	**Service Request:**	K2004421
Project:	APC SSE	**Date Collected:**	NA
Sample Matrix:	Water	**Date Received:**	NA
Sample Name:	Method Blank	**Basis:**	NA
Lab Code:	KQ2007746-02		

Total Metals

Analyte Name	Analysis Method	Result	Units	MRL	MDL	Dil.	Date Analyzed	Date Extracted	Q
Arsenic	6010C	ND U	ug/L	21	5	1	06/19/20 16:24	06/09/20	
Cobalt	6010C	ND U	ug/L	2.1	0.7	1	06/19/20 16:24	06/09/20	
Iron	6010C	ND U	ug/L	42	8	1	06/19/20 16:24	06/09/20	
Lithium	6010C	ND U	ug/L	21	6	1	06/19/20 16:24	06/09/20	
Molybdenum	6010C	ND U	ug/L	8.4	2.1	1	06/19/20 16:24	06/09/20	

ALS Group USA, Corp.
dba ALS Environmental

QA/QC Report

Client:	Anchor QEA, LLC	**Service Request:**	K2004421
Project:	APC SSE	**Date Collected:**	05/28/20
Sample Matrix:	Water	**Date Received:**	05/29/20
		Date Analyzed:	06/19/20
		Date Extracted:	06/9/20

Matrix Spike Summary
Total Metals

Sample Name:	OLD-MW-2D_F4_012	**Units:**	ug/L
Lab Code:	K2004421-001	**Basis:**	NA
Analysis Method:	6010C		
Prep Method:	EPA CLP ILM04.0		

Matrix Spike
KQ2007746-04

Analyte Name	Sample Result	Result	Spike Amount	% Rec	% Rec Limits
Arsenic	ND U	960	1000	96	75-125
Cobalt	74	513	500	88	75-125
Iron	1050000	1020000	1000	-2168 #	75-125
Lithium	ND U	9900	10000	99	75-125
Molybdenum	ND U	952	1000	95	75-125

Results flagged with an asterisk (*) indicate values outside control criteria.

Results flagged with a pound (#) indicate the control criteria is not applicable.

Percent recoveries and relative percent differences (RPD) are determined by the software using values in the calculation which have not been rounded.

Matrix Spike and Matrix Spike Duplicate Data is presented for information purposes only. The matrix may or may not be relevant to samples reported in this report. The laboratory evaluates system performance based on the LCS and LCSD control limits.

ALS Group USA, Corp.

dba ALS Environmental

QA/QC Report

Client:	Anchor QEA, LLC	**Service Request:**	K2004421
Project	APC SSE	**Date Collected:**	05/28/20
Sample Matrix:	Water	**Date Received:**	05/29/20
		Date Analyzed:	06/19/20

Replicate Sample Summary
Total Metals

Sample Name:	OLD-MW-2D_F4_012	**Units:**	ug/L
Lab Code:	K2004421-001	**Basis:**	NA

Analyte Name	Analysis Method	MRL	MDL	Sample Result	Duplicate Sample KQ2007746-03 Result	Average	RPD	RPD Limit
Arsenic	6010C	210	50	ND U	ND U	ND	-	20
Cobalt	6010C	11	4	74	76	75	3	20
Iron	6010C	110	40	1050000	1050000	1050000	<1	20
Lithium	6010C	110	30	ND U	ND U	ND	-	20
Molybdenum	6010C	84	21	ND U	ND U	ND	-	20

Results flagged with an asterisk (*) indicate values outside control criteria.

Results flagged with a pound (#) indicate the control criteria is not applicable.

Percent recoveries and relative percent differences (RPD) are determined by the software using values in the calculation which have not been rounded.

ALS Group USA, Corp.
dba ALS Environmental

QA/QC Report

Client: Anchor QEA, LLC
Project: APC SSE
Sample Matrix: Water

Service Request: K2004421
Date Analyzed: 06/19/20

Lab Control Sample Summary
Total Metals

Units:ug/L
Basis:NA

Lab Control Sample
KQ2007746-01

Analyte Name	Analytical Method	Result	Spike Amount	% Rec	% Rec Limits
Arsenic	6010C	2540	2500	102	80-120
Cobalt	6010C	1190	1250	95	80-120
Iron	6010C	2340	2500	93	80-120
Lithium	6010C	9940	10000	99	80-120
Molybdenum	6010C	1010	1000	101	80-120

July 21, 2020 Service Request No:K2004639

Anthony Dalton-Atha
Anchor QEA, LLC
6720 SW Macadam Avenue
Suite 125
Portland, OR 97219

Laboratory Results for: APC SSE

Dear Anthony,

Enclosed are the results of the sample(s) submitted to our laboratory June 04, 2020
For your reference, these analyses have been assigned our service request number **K2004639.**

Analyses were performed according to our laboratory's NELAP-approved quality assurance program. The test results meet requirements of the current NELAP standards, where applicable, and except as noted in the laboratory case narrative provided. For a specific list of NELAP-accredited analytes, refer to the certifications section at www.alsglobal.com. All results are intended to be considered in their entirety, and ALS Group USA Corp. dba ALS Environmental (ALS) is not responsible for use of less than the complete report. Results apply only to the items submitted to the laboratory for analysis and individual items (samples) analyzed, as listed in the report.

Please contact me if you have any questions. My extension is 3376. You may also contact me via email at Mark.Harris@alsglobal.com.

Respectfully submitted,

ALS Group USA, Corp. dba ALS Environmental

Mark Harris
Project Manager

Narrative Documents

ALS Environmental—Kelso Laboratory
1317 South 13th Avenue, Kelso, WA 98626
Phone (360) 577-7222 Fax (360) 425-9096
www.alsglobal.com

1317 South 13th Ave, Kelso, WA 98626 | 1-360-577-7222 | www.alsglobal.com

ALS Environmental

Client: Anchor QEA, LLC
Project: APC SSE
Sample Matrix: Soil

Service Request: K2004639
Date Received: 06/04/2020

CASE NARRATIVE

All analyses were performed consistent with the quality assurance program of ALS Environmental. This report contains analytical results for samples for the Tier II level requested by the client.

Sample Receipt:

Twenty three soil samples were received for analysis at ALS Environmental on 06/04/2020. Any discrepancies upon initial sample inspection are annotated on the sample receipt and preservation form included within this report. The samples were stored at minimum in accordance with the analytical method requirements.

Metals:

No significant anomalies were noted with this analysis.

Approved by Noel D. Davis

Date 07/21/2020

Sample Receipt Information

ALS Environmental—Kelso Laboratory
1317 South 13th Avenue, Kelso, WA 98626
Phone (360) 577-7222 Fax (360) 425-9096
www.alsglobal.com

4 200439

Chain of Custody Record & Laboratory Analysis Request

Date:	5/29/2020
Project Name:	APC SSE
Project Manager:	Anthony Dalton-Atha
email:	adalton-atha@anchorqea.com
Phone Number:	541-760-0851
Shipment Method:	Courier

ANCHOR QEA

Jessica Goin
6720 SW Macadam Ave
Suite 125
Portland OR 97219

Line	Field Sample ID	Collection Date	Collection Time	Matrix	No. of Containers	Parameters: Arsenic	Lithium	Cobalt	Molybdenum											Comments/Preservation
1	BY-AP-MW-11_F5_001			SED	1															
2	BY-AP-MW-12_F5_002			SED	1															
3	BY-AP-MW-13_F5_003			SED	1															
4	BY-AP-MW-2_F5_004			SED	1															
5	BY-AP-MW-7_F5_005			SED	1															
6	BY-AP-MW-9_F5_006			SED	1															
7	GC-AP-MW-1_F5_007			SED	1															
8	GC-AP-MW-11_F5_008			SED	1															
9	GC-AP-MW-16_F5_009			SED	1															
10	OLD-MW-11S_F5_010			SED	1															
11	OLD-MW-11_F5_011			SED	1															
12	OLD-MW-2D_F5_012			SED	1															
13	GC-AP-MW-17_F5_013			SED	1															
14	GN-AP-MW-5_F5_014			SED	1															
15	GS-AP-MW-6D_F5_015			SED	1															nitric acid

Notes:

Relinquished by:	Company:
Anthony Dalton-Atha	Anchor QEA
Signature/Print Name:	Date/Time: 6/4/2020 ~~5/29/2020~~ 10:00

Received by:	Company:
	HLS 6/4/20 1420
Signature/Print Name:	Date/Time:

Relinquished by:	Company:
Signature/Print Name:	Date/Time:

Received by:	Company:
Signature/Print Name:	Date/Time:

Distribution: A copy will be made for the laboratory and client. The Project file will retain the original.

K2004639

Chain of Custody Record & Laboratory Analysis Request

Date:	5/29/2020
Project Name:	APC SSE
Project Manager:	Anthony Dalton-Atha
email:	adalton-atha@anchorqea.com
Phone Number:	541-760-0851
Shipment Method:	Courier

ANCHOR QEA

Jessica Goin
6720 SW Macadam Ave
Suite 125
Portland OR 97219

Line	Field Sample ID	Collection Date	Collection Time	Matrix	No. of Containers	Parameters: Arsenic	Lithium	Cobalt	Molybdenum											Comments/Preservation
16	GS-AP-MW-8_F5_016			SED	1															
17	MR-AP-MW-3D_F5_017			SED	1															
18	MR-AP-MW-4_F5_018			SED	1															
19	MR-AP-MW-5_F5_019			SED	1															
20	MW-1_F5_020			SED	1															
21	MW-12_F5_021			SED	1															
22	Blank_F5_022			SED	1															
23	OLD-MW-2D-F5_012_DUP			SED	1															

Notes:

Relinquished by:	Company:	Received by:	Company:
Anthony Dalton-Atha	Anchor QEA	[signature]	AQS 6/4/20 1420
Signature/Print Name:	Date/Time: 6/4/2020 MW 5/29/2020 10:00	Signature/Print Name:	Date/Time:
[signature]			
Relinquished by:	Company:	Received by:	Company:
Signature/Print Name:	Date/Time:	Signature/Print Name:	Date/Time:

Distribution: A copy will be made for the laboratory and client. The Project file will retain the original.

PC MH

Cooler Receipt and Preservation Form

Client Anchor QEA Service Request *K20* 04639

Received: 6/4/20 Opened: 6/4/20 By: KN Unloaded: 6/4/20 By: KN

1. Samples were received via? *USPS* *Fed Ex* *UPS* *DHL* *PDX* *Courier* *Hand Delivered*
2. Samples were received in: (circle) *Cooler* *Box* *Envelope* *Other* _____ *NA*
3. Were custody seals on coolers? NA (Y) N If yes, how many and where? 1 Front
   If present, were custody seals intact? (Y) N If present, were they signed and dated? (Y) N

Temp Blank	Sample 1	Sample 2	Sample 3	Sample 4	IR GUN	Cooler / COC ID (NA)	Tracking Number (NA)	Filed
N/A	15.5	17.9	13.2	17.0	TR02			

4. Packing material: *Inserts* *Baggies* *Bubble Wrap* *Gel Packs* *Wet Ice* *Dry Ice* *Sleeves* Blue ice
5. Were custody papers properly filled out (ink, signed, etc.)? NA (Y) N
6. Were samples received in good condition (temperature, unbroken)? *Indicate in the table below.* NA (Y) N
   If applicable, tissue samples were received: *Frozen* *Partially Thawed* *Thawed*
7. Were all sample labels complete (i.e analysis, preservation, etc.)? NA (Y) N
8. Did all sample labels and tags agree with custody papers? *Indicate major discrepancies in the table on page 2.* NA (Y) N
9. Were appropriate bottles/containers and volumes received for the tests indicated? NA (Y) N
10. Were the pH-preserved bottles (*see SMO GEN SOP*) received at the appropriate pH? *Indicate in the table below* (NA) Y N
11. Were VOA vials received without headspace? *Indicate in the table below.* (NA) Y N
12. Was C12/Res negative? (NA) Y N

Sample ID on Bottle	Sample ID on COC	Identified by:

Sample ID	Bottle Count Bottle Type	Out of Temp	Head-space	Broke	pH	Reagent	Volume added	Reagent Lot Number	Initials	Time

Notes, Discrepancies, & Resolutions: _____

Miscellaneous Forms

ALS Environmental—Kelso Laboratory
1317 South 13th Avenue, Kelso, WA 98626
Phone (360) 577-7222 Fax (360) 425-9096
www.alsglobal.com

Inorganic Data Qualifiers

*	The result is an outlier. See case narrative.
#	The control limit criteria is not applicable. See case narrative.
B	The analyte was found in the associated method blank at a level that is significant relative to the sample result as defined by the DOD or NELAC standards.
E	The result is an estimate amount because the value exceeded the instrument calibration range.
J	The result is an estimated value.
U	The analyte was analyzed for, but was not detected ("Non-detect") at or above the MRL/MDL. *DOD-QSM 4.2 definition* : Analyte was not detected and is reported as less than the LOD or as defined by the project. The detection limit is adjusted for dilution.
i	The MRL/MDL or LOQ/LOD is elevated due to a matrix interference.
X	See case narrative.
Q	See case narrative. One or more quality control criteria was outside the limits.
H	The holding time for this test is immediately following sample collection. The samples were analyzed as soon as possible after receipt by the laboratory.

Metals Data Qualifiers

#	The control limit criteria is not applicable. See case narrative.
J	The result is an estimated value.
E	The percent difference for the serial dilution was greater than 10%, indicating a possible matrix interference in the sample.
M	The duplicate injection precision was not met.
N	The Matrix Spike sample recovery is not within control limits. See case narrative.
S	The reported value was determined by the Method of Standard Additions (MSA).
U	The analyte was analyzed for, but was not detected ("Non-detect") at or above the MRL/MDL. *DOD-QSM 4.2 definition* : Analyte was not detected and is reported as less than the LOD or as defined by the project. The detection limit is adjusted for dilution.
W	The post-digestion spike for furnace AA analysis is out of control limits, while sample absorbance is less than 50% of spike absorbance.
i	The MRL/MDL or LOQ/LOD is elevated due to a matrix interference.
X	See case narrative.
+	The correlation coefficient for the MSA is less than 0.995.
Q	See case narrative. One or more quality control criteria was outside the limits.

Organic Data Qualifiers

*	The result is an outlier. See case narrative.
#	The control limit criteria is not applicable. See case narrative.
A	A tentatively identified compound, a suspected aldol-condensation product.
B	The analyte was found in the associated method blank at a level that is significant relative to the sample result as defined by the DOD or NELAC standards.
C	The analyte was qualitatively confirmed using GC/MS techniques, pattern recognition, or by comparing to historical data.
D	The reported result is from a dilution.
E	The result is an estimated value.
J	The result is an estimated value.
N	The result is presumptive. The analyte was tentatively identified, but a confirmation analysis was not performed.
P	The GC or HPLC confirmation criteria was exceeded. The relative percent difference is greater than 40% between the two analytical results.
U	The analyte was analyzed for, but was not detected ("Non-detect") at or above the MRL/MDL. *DOD-QSM 4.2 definition* : Analyte was not detected and is reported as less than the LOD or as defined by the project. The detection limit is adjusted for dilution.
i	The MRL/MDL or LOQ/LOD is elevated due to a chromatographic interference.
X	See case narrative.
Q	See case narrative. One or more quality control criteria was outside the limits.

Additional Petroleum Hydrocarbon Specific Qualifiers

F	The chromatographic fingerprint of the sample matches the elution pattern of the calibration standard.
L	The chromatographic fingerprint of the sample resembles a petroleum product, but the elution pattern indicates the presence of a greater amount of lighter molecular weight constituents than the calibration standard.
H	The chromatographic fingerprint of the sample resembles a petroleum product, but the elution pattern indicates the presence of a greater amount of heavier molecular weight constituents than the calibration standard.
O	The chromatographic fingerprint of the sample resembles an oil, but does not match the calibration standard.
Y	The chromatographic fingerprint of the sample resembles a petroleum product eluting in approximately the correct carbon range, but the elution pattern does not match the calibration standard.
Z	The chromatographic fingerprint does not resemble a petroleum product.

ALS Group USA Corp. dba ALS Environmental (ALS) - Kelso
State Certifications, Accreditations, and Licenses

Agency	Web Site	Number
Alaska DEH	http://dec.alaska.gov/eh/lab/cs/csapproval.htm	UST-040
Arizona DHS	http://www.azdhs.gov/lab/license/env.htm	AZ0339
Arkansas - DEQ	http://www.adeq.state.ar.us/techsvs/labcert.htm	88-0637
California DHS (ELAP)	http://www.cdph.ca.gov/certlic/labs/Pages/ELAP.aspx	2795
DOD ELAP	http://www.denix.osd.mil/edqw/Accreditation/AccreditedLabs.cfm	L16-58-R4
Florida DOH	http://www.doh.state.fl.us/lab/EnvLabCert/WaterCert.htm	E87412
Hawaii DOH	http://health.hawaii.gov/	-
ISO 17025	http://www.pjlabs.com/	L16-57
Louisiana DEQ	http://www.deq.louisiana.gov/page/la-lab-accreditation	03016
Maine DHS	http://www.maine.gov/dhhs/	WA01276
Minnesota DOH	http://www.health.state.mn.us/accreditation	053-999-457
Nevada DEP	http://ndep.nv.gov/bsdw/labservice.htm	WA01276
New Jersey DEP	http://www.nj.gov/dep/enforcement/oqa.html	WA005
New York - DOH	https://www.wadsworth.org/regulatory/elap	12060
North Carolina DEQ	https://deq.nc.gov/about/divisions/water-resources/water-resources-data/water-sciences-home-page/laboratory-certification-branch/non-field-lab-certification	605
Oklahoma DEQ	http://www.deq.state.ok.us/CSDnew/labcert.htm	9801
Oregon – DEQ (NELAP)	http://public.health.oregon.gov/LaboratoryServices/EnvironmentalLaboratoryAccreditation/Pages/index.aspx	WA100010
South Carolina DHEC	http://www.scdhec.gov/environment/EnvironmentalLabCertification/	61002
Texas CEQ	http://www.tceq.texas.gov/field/qa/env_lab_accreditation.html	T104704427
Washington DOE	http://www.ecy.wa.gov/programs/eap/labs/lab-accreditation.html	C544
Wyoming (EPA Region 8)	https://www.epa.gov/region8-waterops/epa-region-8-certified-drinking-water-	-
Kelso Laboratory Website	www.alsglobal.com	NA

Analyses were performed according to our laboratory's NELAP-approved quality assurance program. A complete listing of specific NELAP-certified analytes, can be found in the certification section at www.ALSGlobal.com or at the accreditation bodies web site.
Please refer to the certification and/or accreditation body's web site if samples are submitted for compliance purposes. The states highlighted above, require the analysis be listed on the state certification if used for compliance purposes and if the method/anlayte is offered by that state.

Acronyms

ASTM	American Society for Testing and Materials
A2LA	American Association for Laboratory Accreditation
CARB	California Air Resources Board
CAS Number	Chemical Abstract Service registry Number
CFC	Chlorofluorocarbon
CFU	Colony-Forming Unit
DEC	Department of Environmental Conservation
DEQ	Department of Environmental Quality
DHS	Department of Health Services
DOE	Department of Ecology
DOH	Department of Health
EPA	U. S. Environmental Protection Agency
ELAP	Environmental Laboratory Accreditation Program
GC	Gas Chromatography
GC/MS	Gas Chromatography/Mass Spectrometry
LOD	Limit of Detection
LOQ	Limit of Quantitation
LUFT	Leaking Underground Fuel Tank
M	Modified
MCL	Maximum Contaminant Level is the highest permissible concentration of a substance allowed in drinking water as established by the USEPA.
MDL	Method Detection Limit
MPN	Most Probable Number
MRL	Method Reporting Limit
NA	Not Applicable
NC	Not Calculated
NCASI	National Council of the Paper Industry for Air and Stream Improvement
ND	Not Detected
NIOSH	National Institute for Occupational Safety and Health
PQL	Practical Quantitation Limit
RCRA	Resource Conservation and Recovery Act
SIM	Selected Ion Monitoring
TPH	Total Petroleum Hydrocarbons
tr	Trace level is the concentration of an analyte that is less than the PQL but greater than or equal to the MDL.

Sample Results

ALS Environmental—Kelso Laboratory
1317 South 13th Avenue, Kelso, WA 98626
Phone (360) 577-7222 Fax (360) 425-9096
www.alsglobal.com

Metals

ALS Environmental—Kelso Laboratory
1317 South 13th Avenue, Kelso, WA 98626
Phone (360) 577-7222 Fax (360) 425-9096
www.alsglobal.com

ALS Group USA, Corp.
dba ALS Environmental

Analytical Report

Client:	Anchor QEA, LLC	**Service Request:**	K2004639
Project:	APC SSE	**Date Collected:**	NA
Sample Matrix:	Soil	**Date Received:**	06/04/20 14:20
Sample Name:	OLD-MW-11S_F5_010	**Basis:**	As Received
Lab Code:	K2004639-010		

Total Metals

Analyte Name	Analysis Method	Result	Units	MRL	MDL	Dil.	Date Analyzed	Date Extracted	Q
Arsenic	6010C	**6.7 J**	mg/Kg	9.4	2.4	2	06/18/20 16:33	06/15/20	
Cobalt	6010C	**3.38**	mg/Kg	0.94	0.12	2	06/18/20 16:33	06/15/20	
Lithium	6010C	ND U	mg/Kg	4.7	0.7	2	06/18/20 16:33	06/15/20	
Molybdenum	6010C	**0.92 J**	mg/Kg	0.94	0.24	2	06/18/20 16:33	06/15/20	

ALS Group USA, Corp.
dba ALS Environmental

Analytical Report

Client:	Anchor QEA, LLC	**Service Request:**	K2004639
Project:	APC SSE	**Date Collected:**	NA
Sample Matrix:	Soil	**Date Received:**	06/04/20 14:20
Sample Name:	OLD-MW-11_F5_011	**Basis:**	As Received
Lab Code:	K2004639-011		

Total Metals

Analyte Name	Analysis Method	Result	Units	MRL	MDL	Dil.	Date Analyzed	Date Extracted	Q
Arsenic	6010C	**35.1**	mg/Kg	9.0	2.2	2	06/18/20 16:35	06/15/20	
Cobalt	6010C	**15.5**	mg/Kg	0.90	0.11	2	06/18/20 16:35	06/15/20	
Lithium	6010C	**6.4**	mg/Kg	4.5	0.7	2	06/18/20 16:35	06/15/20	
Molybdenum	6010C	**2.20**	mg/Kg	0.90	0.22	2	06/18/20 16:35	06/15/20	

ALS Group USA, Corp.
dba ALS Environmental

Analytical Report

Client:	Anchor QEA, LLC	**Service Request:**	K2004639
Project:	APC SSE	**Date Collected:**	NA
Sample Matrix:	Soil	**Date Received:**	06/04/20 14:20
Sample Name:	OLD-MW-2D_F5_012	**Basis:**	As Received
Lab Code:	K2004639-012		

Total Metals

Analyte Name	Analysis Method	Result	Units	MRL	MDL	Dil.	Date Analyzed	Date Extracted	Q
Arsenic	6010C	**23**	mg/Kg	13	3	2	06/18/20 16:38	06/15/20	
Cobalt	6010C	**17.3**	mg/Kg	1.3	0.2	2	06/18/20 16:38	06/15/20	
Lithium	6010C	ND U	mg/Kg	6.6	1.0	2	06/18/20 16:38	06/15/20	
Molybdenum	6010C	**11.6**	mg/Kg	1.3	0.3	2	06/18/20 16:38	06/15/20	

ALS Group USA, Corp.
dba ALS Environmental

Analytical Report

Client:	Anchor QEA, LLC	**Service Request:**	K2004639
Project:	APC SSE	**Date Collected:**	NA
Sample Matrix:	Soil	**Date Received:**	06/04/20 14:20
Sample Name:	GN-AP-MW-5_F5_014	**Basis:**	As Received
Lab Code:	K2004639-014		

Total Metals

Analyte Name	Analysis Method	Result	Units	MRL	MDL	Dil.	Date Analyzed	Date Extracted	Q
Arsenic	6010C	**18**	mg/Kg	10	3	2	06/18/20 16:43	06/15/20	
Cobalt	6010C	**2.1**	mg/Kg	1.0	0.1	2	06/18/20 16:43	06/15/20	
Lithium	6010C	ND U	mg/Kg	5.2	0.8	2	06/18/20 16:43	06/15/20	
Molybdenum	6010C	**3.7**	mg/Kg	1.0	0.3	2	06/18/20 16:43	06/15/20	

ALS Group USA, Corp.
dba ALS Environmental

Analytical Report

Client:	Anchor QEA, LLC	**Service Request:**	K2004639
Project:	APC SSE	**Date Collected:**	NA
Sample Matrix:	Soil	**Date Received:**	06/04/20 14:20
Sample Name:	OLD-MW-2D-F5_012_DUP	**Basis:**	As Received
Lab Code:	K2004639-023		

Total Metals

Analyte Name	Analysis Method	Result	Units	MRL	MDL	Dil.	Date Analyzed	Date Extracted	Q
Arsenic	6010C	**22**	mg/Kg	13	3	2	06/18/20 17:30	06/15/20	
Cobalt	6010C	**17.7**	mg/Kg	1.3	0.2	2	06/18/20 17:30	06/15/20	
Lithium	6010C	**1.6 J**	mg/Kg	6.6	1.0	2	06/18/20 17:30	06/15/20	
Molybdenum	6010C	**18.4**	mg/Kg	1.3	0.3	2	06/18/20 17:30	06/15/20	

QC Summary Forms

ALS Environmental—Kelso Laboratory
1317 South 13th Avenue, Kelso, WA 98626
Phone (360) 577-7222 Fax (360) 425-9096
www.alsglobal.com

Metals

ALS Environmental—Kelso Laboratory
1317 South 13th Avenue, Kelso, WA 98626
Phone (360) 577-7222 Fax (360) 425-9096
www.alsglobal.com

ALS Group USA, Corp.
dba ALS Environmental

Analytical Report

Client:	Anchor QEA, LLC	**Service Request:**	K2004639
Project:	APC SSE	**Date Collected:**	NA
Sample Matrix:	Soil	**Date Received:**	NA
Sample Name:	Method Blank	**Basis:**	As Received
Lab Code:	KQ2007817-01		

Total Metals

Analyte Name	Analysis Method	Result	Units	MRL	MDL	Dil.	Date Analyzed	Date Extracted	Q
Arsenic	6010C	ND U	mg/Kg	8.0	2.0	2	06/18/20 15:50	06/15/20	
Cobalt	6010C	ND U	mg/Kg	0.80	0.10	2	06/18/20 15:50	06/15/20	
Lithium	6010C	ND U	mg/Kg	4.0	0.6	2	06/18/20 15:50	06/15/20	
Molybdenum	6010C	ND U	mg/Kg	0.80	0.20	2	06/18/20 15:50	06/15/20	

ALS Group USA, Corp.
dba ALS Environmental

Analytical Report

Client:	Anchor QEA, LLC	**Service Request:**	K2004639
Project:	APC SSE	**Date Collected:**	NA
Sample Matrix:	Soil	**Date Received:**	NA
Sample Name:	Method Blank	**Basis:**	As Received
Lab Code:	KQ2007818-01		

Total Metals

Analyte Name	Analysis Method	Result	Units	MRL	MDL	Dil.	Date Analyzed	Date Extracted	Q
Arsenic	6010C	ND U	mg/Kg	8.0	2.0	2	06/18/20 17:08	06/15/20	
Cobalt	6010C	ND U	mg/Kg	0.80	0.10	2	06/18/20 17:08	06/15/20	
Lithium	6010C	ND U	mg/Kg	4.0	0.6	2	06/18/20 17:08	06/15/20	
Molybdenum	6010C	ND U	mg/Kg	0.80	0.20	2	06/18/20 17:08	06/15/20	

ALS Group USA, Corp.
dba ALS Environmental

QA/QC Report

Client: Anchor QEA, LLC
Project: APC SSE
Sample Matrix: Soil

Service Request: K2004639
Date Analyzed: 06/18/20

Lab Control Sample Summary
Total Metals

Units: mg/Kg
Basis: As Received

Lab Control Sample
KQ2007817-02

Analyte Name	Analytical Method	Result	Spike Amount	% Rec	% Rec Limits
Arsenic	6010C	97.3	100	97	80-120
Cobalt	6010C	96.0	100	96	80-120
Lithium	6010C	490	500	98	80-120
Molybdenum	6010C	101	100	101	80-120

ALS Group USA, Corp.
dba ALS Environmental

QA/QC Report

Client: Anchor QEA, LLC
Project: APC SSE
Sample Matrix: Soil

Service Request: K2004639
Date Analyzed: 06/18/20

Lab Control Sample Summary
Total Metals

Units: mg/Kg
Basis: As Received

Lab Control Sample
KQ2007818-02

Analyte Name	Analytical Method	Result	Spike Amount	% Rec	% Rec Limits
Arsenic	6010C	94.5	100	95	80-120
Cobalt	6010C	93.6	100	94	80-120
Lithium	6010C	477	500	95	80-120
Molybdenum	6010C	98.1	100	98	80-120