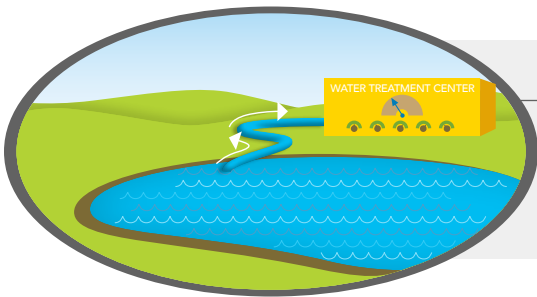


Closing ash ponds safely and permanently

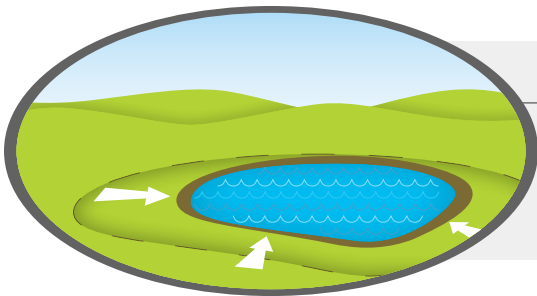
Numerous advanced engineering technologies go above and beyond closing in place.

THE CLOSURE PROCESS




Remove water

Advanced treatment ensures the water meets environmental standards before being removed.




Excavate and reduce

Material is carefully excavated and moved farther away from rivers and waterways, creating protective buffers while reducing the size of each pond.



Additional protection

Using advanced engineering, additional protections, such as redundant dike systems and other structures, are being constructed for increased, robust flood protection.



Permanent closure and ongoing monitoring

Finally, a specially engineered barrier is constructed over the material to keep it safely in place. Ongoing monitoring ensures water quality around the closed site is protected.

Plant Gaston

Closing ash ponds safely and permanently

- ▶ The company is **treating and removing all water** from the pond.
- ▶ Material will be excavated and moved farther away from waterways, which creates a **buffer up to 330 yards** from the river – a distance longer than three football fields.
- ▶ The facility's size will be reduced **by approximately 75 acres, or by more than a fourth.**
- ▶ Alabama Power is applying advanced engineering to construct a **redundant dike system** between the facility and the river as part of the plant's increased, **robust flood-protection measures.**
- ▶ A specially engineered drainage and collection system will be installed for additional **long-term protection.**
- ▶ The company is installing a **specially engineered barrier** over the material to keep it safely in place.
- ▶ **Storm water systems** will be added to manage rainwater runoff.
- ▶ Alabama Power will **monitor groundwater** around the facility for at least 30 years to ensure ongoing protection of water quality.